

Florida Timber Recovery Block Grant Program

Wesley Sapp

Deputy State Disaster Recovery Coordinator, Florida DEM

Alison Fairbrother

Agricultural Recovery Program Manager, Florida DEM

August 2020



THE FLORIDA DIVISION OF EMERGENCY MANAGEMENT
FLORIDA FOREST SERVICE



Presentation Overview

- **History of the Grant:** *Development process, how did we get here?*
- **Timeline going forward:** *What can I expect?*
- **Eligibility requirements & damage zones:** *Am I eligible?*
- **Application process:** *What are the steps involved?*
- **First step to participate:** *How do I sign up? Will I talk with the same person?*
- **Application documentation:** *What do I need to provide for my application?*
- **Site Inspections:** *Coordination with Forestry, site inspection, and loss verification*
- **Payment Process:** *How do I get paid?*
- **Questions and Answers:** *Open forum*



THE FLORIDA DIVISION OF EMERGENCY MANAGEMENT
FLORIDA FOREST SERVICE



History of the Grant



Hurricane Michael made landfall




2019 Disaster Supplemental Bill



USDA announces \$380m for the State of Florida



USDA Signed Federal-State Agreement



Federal funds obligated to the State of Florida



Community Outreach



Registration Opens for Producers to sign up




THE FLORIDA DIVISION OF EMERGENCY MANAGEMENT
FLORIDA FOREST SERVICE



Timeline: What to expect

- Once you complete the first step of signing up online, you will be assigned an Account Manager (AM).
- This AM will be your primary point of contact throughout the life of the grant.
- The AM will contact you within five (5) business days from when you complete the sign-up form.
- The AM will assist you with completing your application and all necessary documentation in order to receive financial assistance.
- Please wait for your AM to contact you before filling out your application.



THE FLORIDA DIVISION OF EMERGENCY MANAGEMENT
FLORIDA FOREST SERVICE



Eligibility Requirements

- Definition of an Eligible Producer

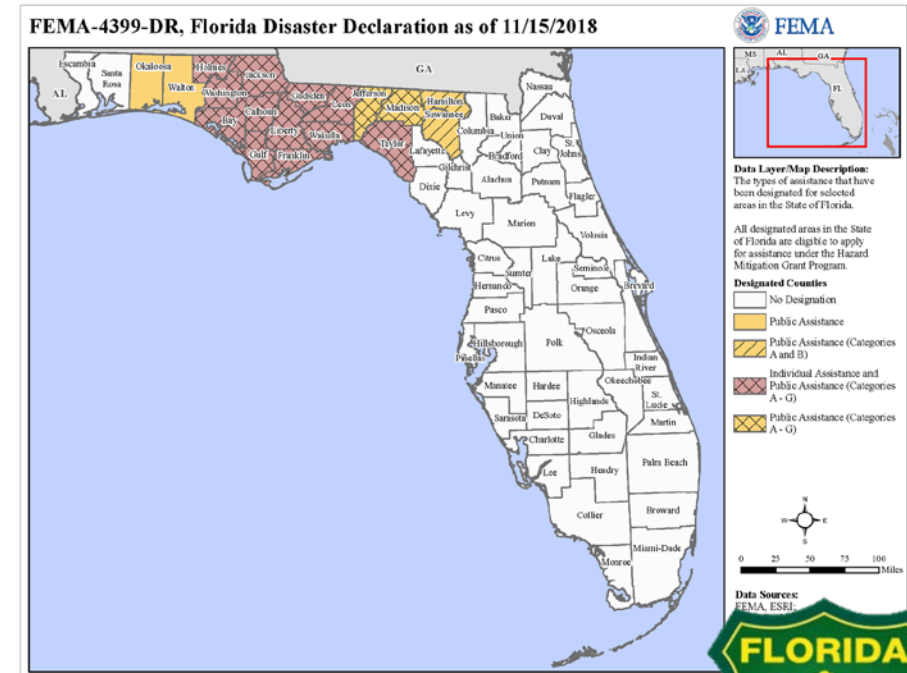
- Stand must be in an eligible county
- Must be owner of record, or lessee who has rights to the timber crop at the time of application, of a minimum of 10 contiguous acres of nonindustrial private forest land (NIPF)

- To be eligible for the block grant, applicants must fall into one of the following categories:

- Citizen of the United States;
- Resident alien;
- Partnership consisting solely of citizens or resident aliens of the US; or
- Corporation, limited liability corporation, or other farm organizational structure organized under State law consisting solely of citizens or resident aliens of the US.

Eligible Counties

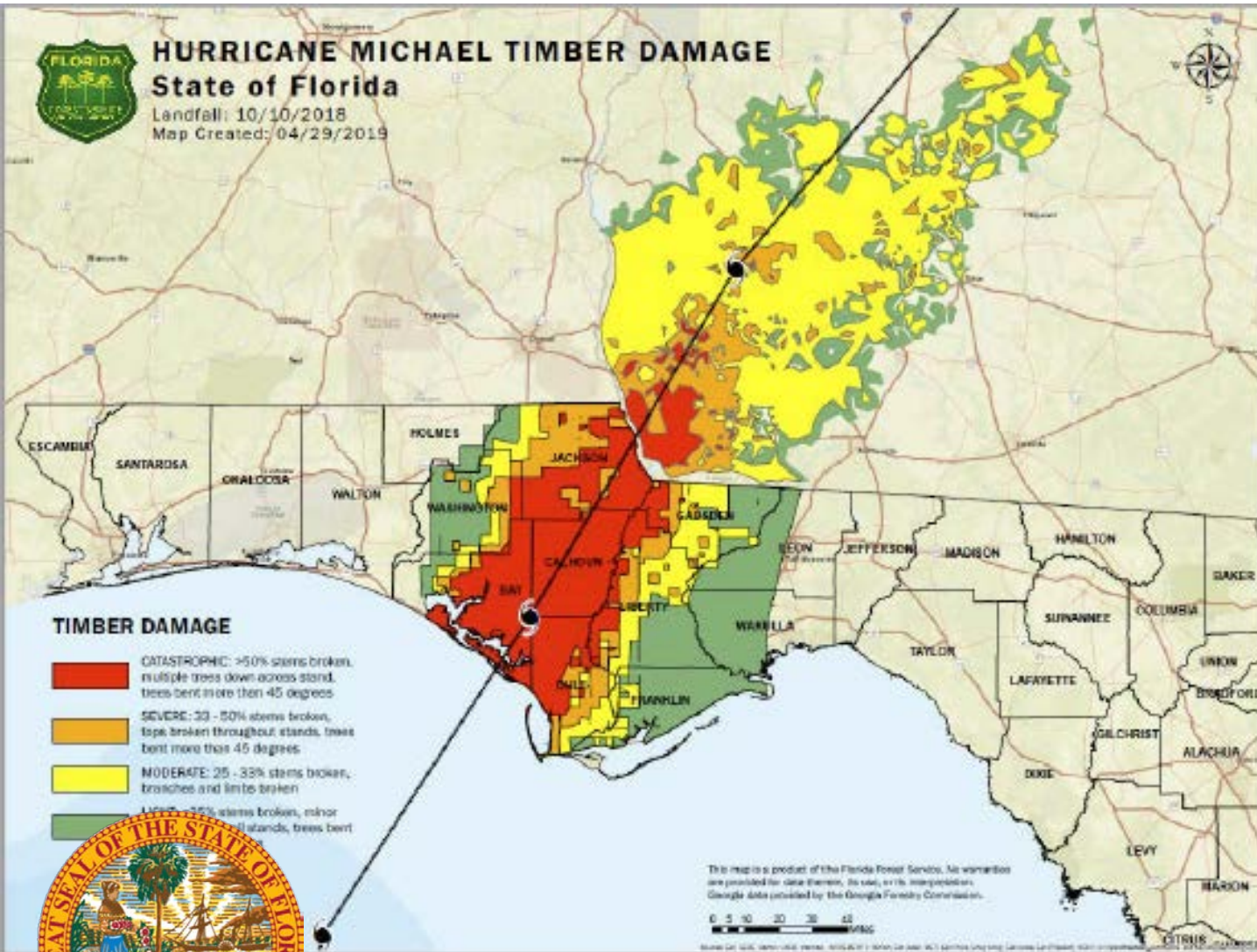
- Bay
- Calhoun
- Franklin
- Gadsden
- Gulf
- Hamilton
- Holmes
- Jackson
- Jefferson
- Leon
- Liberty
- Madison
- Okaloosa
- Suwannee
- Taylor
- Wakulla
- Walton
- Washington



THE FLORIDA DIVISION OF EMERGENCY MANAGEMENT
FLORIDA FOREST SERVICE



Damage Zones




Catastrophic = Zone 1

- ≥50% stems broken, multiple trees down across stand, trees bent more than 45 degrees



Severe = Zone 1

- 33-49% stems broken, tops broken throughout stands, trees bent more than 45 degrees



Moderate = Zone 2

- 25-32% stems broken, branches and limbs broken



Light = Zone 3

- ≤24% stems broken, minor damage to overall stands, trees bent less than 45 degrees



THE FLORIDA DIVISION OF EMERGENCY MANAGEMENT
FLORIDA FOREST SERVICE



For Eligible Applicants - Payout Schedule: 25% - 34% Timber Loss

(Assigned Volume x Assigned Value x Damaged Stand Acreage) x 25% Payment Factor

TIMBER TYPE - PINE			
Age	Assigned Volume in Tons per acre	Assigned Value per ton	Payment per acre to landowner
0.5-15	30	\$12.37	\$92.78
16-30	70	\$16.39	\$286.83
31+	50	\$24.32	\$304.00
TIMBER TYPE - HARDWOOD			
Age	Assigned Volume in Tons per acre	Assigned Value per ton	Payment per acre to landowner
0.5-30	60	\$7.78	\$116.70
31+	120	\$11.90	\$357.00
TIMBER TYPE - MIXED PINE / HARDWOOD			
Age	Assigned Volume in Tons per acre	Assigned Value per ton	Payment per acre to landowner
0.5-30	30	\$12.18	\$91.35
31+	50	\$18.11	\$226.38



**THE FLORIDA DIVISION OF EMERGENCY MANAGEMENT
FLORIDA FOREST SERVICE**



For Eligible Applicants - Payout Schedule: 35% or higher Timber Loss

(Assigned Volume x Assigned Value x Damaged Stand Acreage) x 50% Payment Factor

TIMBER TYPE - PINE			
Age	Assigned Volume in Tons per acre	Assigned Value per ton	Payment per acre to landowner
0.5-15	30	\$12.37	\$185.55
16-30	70	\$16.39	\$573.65
31+	50	\$24.32	\$608.00
TIMBER TYPE - HARDWOOD			
Age	Assigned Volume in Tons per acre	Assigned Value per ton	Payment per acre to landowner
0.5-30	60	\$7.78	\$233.40
31+	120	\$11.90	\$714.00
TIMBER TYPE - MIXED PINE / HARDWOOD			
Age	Assigned Volume in Tons per acre	Assigned Value per ton	Payment per acre to landowner
0.5-30	30	\$12.18	\$182.70
31+	50	\$18.11	\$452.75



**THE FLORIDA DIVISION OF EMERGENCY MANAGEMENT
FLORIDA FOREST SERVICE**



All Phases - Process from Start to Finish

Phase 1

- Community Outreach
- Producer completes sign-up form
- Producer works with account manager to complete application documentation
- Completed application is reviewed

Phase 2

- Application moves to Site Inspection
- FFS Staff to visit and review producer's stand to determine percentage of Timber Loss and eligibility
- Site Inspections forms completed and reviewed

Phase 3

- DEM Staff reviews all documentation from Phase 1 and Phase 2
- DEM Staff populates Payment Summary Form, Timber Loss Summary Sheet and Timber Loss Site Inspection Sheet
- DEM Staff sends all forms to producer to review/sign/return



THE FLORIDA DIVISION OF EMERGENCY MANAGEMENT
FLORIDA FOREST SERVICE



Phase 1 - Get Started: How to sign up

- Sign up online using the TRBG intake form located here:
 - www.floridadisaster.org/timber
- If you do not have access to a computer or smartphone, potentially use a friend's or family member's. If that is not an option, please call the hotline number (850) 270-8317 and a staff member can assist.
- After you sign up, you will receive a confirmation email. Once you get this, there is no further action required until your Account Manager contacts you.
- Our team will then review your data to determine the location of your stand and assign the appropriate damage zone.
- You will then be assigned to an Account Manager (AM).
- Your AM will contact you and will guide you through the process from start to finish.



Florida Timber Recovery Block Grant - Intake Form

* Required

Email address *

Your email

First & Last Name *

Name of person applying

Your answer

Phone Number *

Your answer

Business Entity Name(s)

If applicable



THE FLORIDA DIVISION OF EMERGENCY MANAGEMENT
FLORIDA FOREST SERVICE



Phase 1 - Required Documentation: What to prepare

All Applications	Completed Timber Recovery Block Grant Application
	Complete thorough list of County Parcel ID #'s
	Power of Attorney Forms <i>(if applicable)</i>
	Lease Records <i>(if applicable)</i>
	Split Property Agreement Form <i>(if applicable)</i>
	Land Management Plan – Farm/Stand Maps
	Photographs of timber loss <i>(if available)</i>
	Timber Planting Records <i>(if available)</i>
	Third Party Loss Certification <i>(if available)</i>
	Must be registered with MyFloridaMarketplace (MFMP)



THE FLORIDA DIVISION OF EMERGENCY MANAGEMENT
FLORIDA FOREST SERVICE



Phase 2 - Site Inspections Completed by FFS

- Once your application enters Phase 2...
 - A staff member will complete the necessary site inspection and reports to determine your percentage of Timber Loss.
 - Should your stand already be cleared, alternative methods will be used to determine your percentage of Timber Loss utilizing records that you provide.

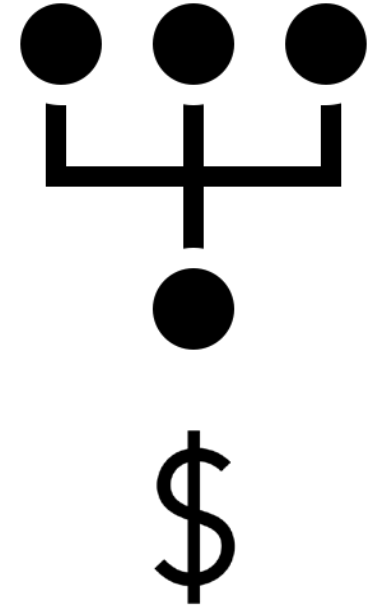


THE FLORIDA DIVISION OF EMERGENCY MANAGEMENT
FLORIDA FOREST SERVICE



Phase 3 - Application Review / Quality Assurance

- Staff will review all documentation that you have provided along with reports from the field work and generate a payment summary form that lists your stand detail to include:
 - County
 - Age
 - Timber Type
 - Timber Loss Percentage
 - Acreage
 - Total Payment Amount
- An independent reviewer will double check all documents provided up to this point for completeness and accuracy






THE FLORIDA DIVISION OF EMERGENCY MANAGEMENT
FLORIDA FOREST SERVICE



Phase 3 - Payment Forms / Producer Responsibility

- Once Phase 3 is complete, your final documentation package is ready to be sent to you for review, signature and return. The documents you will be required to sign to complete the application process are below:

 90%	<ul style="list-style-type: none">Timber Crop Loss Payment Summary Form	<ul style="list-style-type: none">Can be e-signed and returned
 90%	<ul style="list-style-type: none">Timber Loss Inspection Summary Form – Plot Detail	<ul style="list-style-type: none">Can be e-signed and returned
 90%	<ul style="list-style-type: none">Timber Loss Summary Form – Stand Detail	<ul style="list-style-type: none">Can be e-signed and returned

- Once all forms are received, your payment will begin to be processed. Typically the time it takes from when you return the forms to when you receive payment is 4-6 weeks. At this stage you have completed 90% of the process. Last and final step will be for you to receive payment.



THE FLORIDA DIVISION OF EMERGENCY MANAGEMENT
FLORIDA FOREST SERVICE



Payment Process - How to Receive a Payment

- Applicants must register through both **MyFloridaMarketPlace (MFMP)** and **MyFloridaCFO** systems.
- Registration for each take about 5-10 minutes
- **MFMP:** <https://vendor.myfloridamarketplace.com/>
 - Registration will require access to email and has several steps
- **MyFloridaCFO:** <https://flvendor.myfloridacfo.com/>
 - For this registration, you will need to input your social security number (SSN) if you are applying in your name or your Federal Employer Identification Number (FEIN) if you are applying in a business entity name

The screenshot shows the 'Vendor Information Portal' for the State of Florida. It features a header with the 'myFloridaMarketPlace' logo and two images: oranges and a beach scene. Below the header is a 'Welcome to the State of Florida's Vendor Information Portal!' message. The main content area contains a 'Vendor Login' form with fields for 'Username' and 'Password', and a 'New Vendor Registration' form with fields for 'Company Name', 'Tax ID Type' (set to FEIN), 'Tax ID', and 'Re-enter Tax ID'. There are 'Login' and 'Register' buttons. A footer identifies 'JIMMY PATRONS' as the Florida's Chief Financial Officer. On the right side, there is a 'SUBSTITUTE FORM W-9' section with a 'Click to Sign On' button.



Payment Process - Accessibility



- Electronic Form Signing

- Based on our experience with agricultural grants, we have found that access to scanners, printers, etc. are few and far between in the field.
- In order to be more convenient and efficient with your time, the USDA and the State of Florida have allowed the use of electronic signatures.
- This will only require the producer to have access to email and a computer or smartphone instead of a printer, scanner, and computer.
- This will speed up the process for producers to receive payment from the program.



Producer Frequently Asked Questions (FAQs)

- Questions presented by participants during the Open Forum Section:
 - **Q:** Who is the best person to submit an application? The absentee landowner or an on-site manager?
 - **A:** A manager can be the point of contact for an application but the manager will need a POA form from the landowner. The application will be listed under the landowner's name and payment will be made to the landowner. The best person to be the point of contact would be whoever knows the property best. Your Account Manager can provide you with a standard POA form, or you can provide your own.
 - **Q:** If you have more than 2,500 acres, how do you select the area covered for loss?
 - **A:** Producers can identify which parcels and timber stands they would like to include in their application. We recommend that you apply for your most valuable timberland so you can maximize your payment amount- mature hardwoods and pine.



THE FLORIDA DIVISION OF EMERGENCY MANAGEMENT
FLORIDA FOREST SERVICE



Producer Frequently Asked Questions (FAQs) continued...

- Questions presented by participants during the Open Forum Section:
 - **Q:** Is this program available to government agencies and/or nonprofits?
 - **A:** No. Only private timberland owners are eligible to receive funding. FSA language: “non-industrial private forest land.”
 - **Q:** Will you wait until all applications are in by the November 20th deadline before issuing payments?
 - **A:** No, we are reviewing applications currently and will process them for payment as they are completed. The first payments were issued this week.
 - **Q:** Am I eligible if some of my damage occurred after the storm due to pine beetles because the trees were stressed as a result of the storm?
 - **A:** Your trees may be eligible. We encourage you to apply whether or not you think you are eligible and a forester can make the final determination.



THE FLORIDA DIVISION OF EMERGENCY MANAGEMENT
FLORIDA FOREST SERVICE



Producer Frequently Asked Questions (FAQs) continued...

- Questions presented by participants during the Open Forum Section:
 - **Q:** Will this presentation be made available for producers and landowners that were not able to attend after these presentations are concluded?
 - **A:** Yes, a recording of these webinars will be made available on the program website at FloridaDisaster.org/Timber. There is also other useful information on the website, including *Producer Frequently Asked Questions* and *What to Bring to Your Block Grant Appointment* guides.



THE FLORIDA DIVISION OF EMERGENCY MANAGEMENT
FLORIDA FOREST SERVICE



Florida Irrigation Recovery Block Grant Program

Wesley Sapp

Deputy State Disaster Recovery Coordinator, Florida DEM

Alison Fairbrother

Agricultural Recovery Program Manager, Florida DEM

August 2020



THE FLORIDA DIVISION OF EMERGENCY MANAGEMENT
FLORIDA DEPT OF AGRICULTURE AND CONSUMER SERVICES

Eligibility Requirements

- Definition of an Eligible Producer

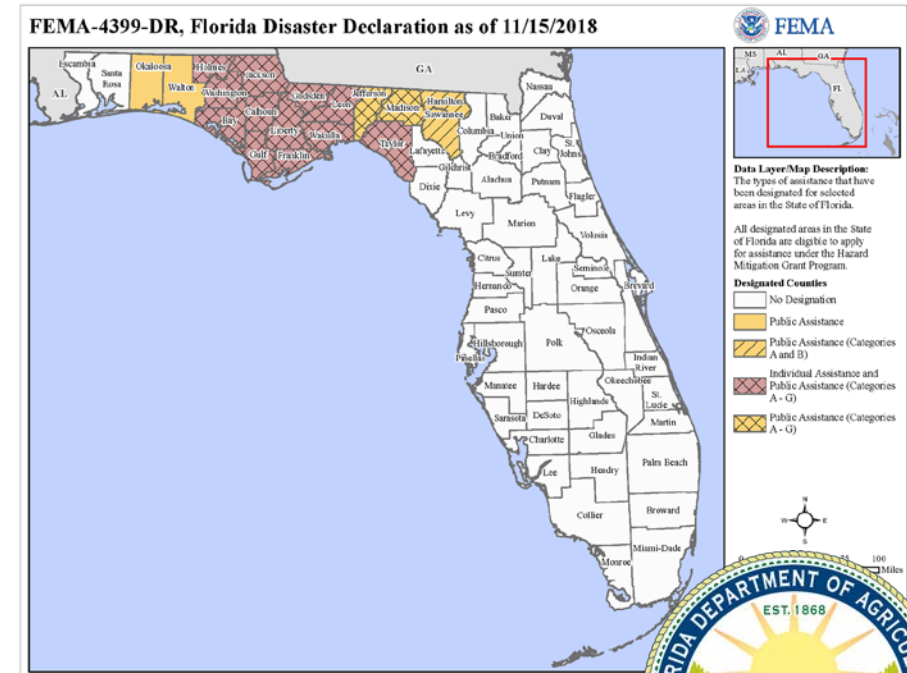
- Must be in an eligible county
- Must be owner of record of irrigation infrastructure that was damaged by Hurricane Michael

- To be eligible for the block grant, applicants must fall into one of the following categories:

- Citizen of the United States;
- Resident alien;
- Partnership consisting solely of citizens or resident aliens of the US; or
- Corporation, limited liability corporation, or other farm organizational structure organized under State law consisting solely of citizens or resident aliens of the US.

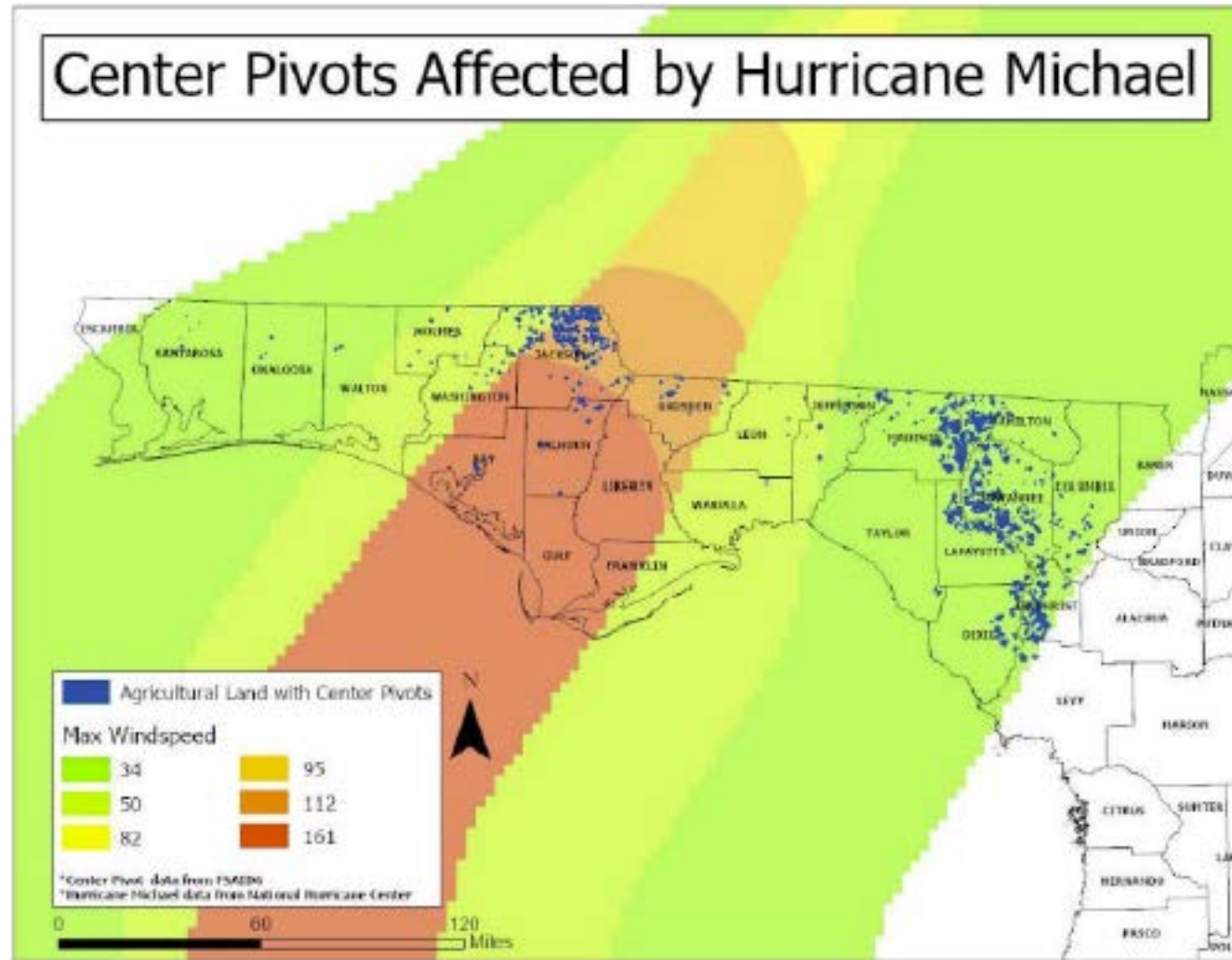
Eligible Counties

- Bay
- Calhoun
- Franklin
- Gadsden
- Gulf
- Hamilton
- Holmes
- Jackson
- Jefferson
- Leon
- Liberty
- Madison
- Okaloosa
- Suwannee
- Taylor
- Wakulla
- Walton
- Washington



THE FLORIDA DIVISION OF EMERGENCY MANAGEMENT
FLORIDA DEPT OF AGRICULTURE AND CONSUMER SERVICES

Center Pivots Affected by Hurricane Michael



THE FLORIDA DIVISION OF EMERGENCY MANAGEMENT
FLORIDA DEPT OF AGRICULTURE AND CONSUMER SERVICES



For Eligible Applicants - Payment Formula

- In order to receive payment from the grant, the applicant's crop in the field for which the destroyed or damaged center pivot is irrigating must have suffered a minimum of 15% loss due to Hurricane Michael.
- For destroyed or damaged irrigation center pivots, the State will use the following formula to determine the payment amount:
 - Up to \$70 per linear foot, not to exceed actual repair/restoration costs, times
 - Total Linear footage, minus
 - Any insurance payment received for the same loss, if applicable, times
 - 50% payment factor
- *Total calculated payment to a producer may not exceed the producer's actual cost to replace, repair, or raise the center pivots.*



THE FLORIDA DIVISION OF EMERGENCY MANAGEMENT
FLORIDA DEPT OF AGRICULTURE AND CONSUMER SERVICES



For Eligible Applicants - Insurance Requirements

- Producers who receive a payment must agree to obtain Federal Crop Insurance for the next available two consecutive years for which such coverage is available.
 - Either 2021 and 2022 or 2022 and 2023 Crop Years
- Crop insurance must be purchased at the 60/100 level of coverage (or equivalent) where insurance is available. Whole Farm Revenue Protection at the 60 percent level may also be purchased.
- Coverage will need to be in the same county for the crops, trees, bushes, and /or vines grown within the circumference/area irrigated by the center pivot irrigation system for which benefits are received.



THE FLORIDA DIVISION OF EMERGENCY MANAGEMENT
FLORIDA DEPT OF AGRICULTURE AND CONSUMER SERVICES



For Eligible Applicants - Source Documentation

- You must provide proof of expense and proof of payment for eligible expenses for any amount of payment that you are eligible to receive under the program. Proof of expenses and proof of payment for those expenses must be provided to the State prior to the release of grant funds to the producer.
 - Proof of expenses: valid invoices for equipment or services
 - Proof of payment: cancelled checks, credit card statements, bank statements, or valid receipt for cash purchases
- Center pivot irrigation includes everything in a center pivot structure. Any structure below the ground surface including pumps and wells or generators are NOT eligible.
- Examples of Eligible Expenses
 - Replacement of damaged or destroyed center pivot irrigation systems.
 - Repair of damaged or destroyed center pivot irrigation systems.
 - Raising of overturned center pivot irrigation systems.



THE FLORIDA DIVISION OF EMERGENCY MANAGEMENT
FLORIDA DEPT OF AGRICULTURE AND CONSUMER SERVICES



Payment Process - How to Receive a Payment

- Applicants must register through both **MyFloridaMarketPlace (MFMP)** and **MyFloridaCFO** systems.
- Registration for each take about 5-10 minutes
- **MFMP:** <https://vendor.myfloridamarketplace.com/>
 - Registration will require access to email and has several steps
- **MyFloridaCFO:** <https://flvendor.myfloridacfo.com/>
 - For this registration, you will need to input your social security number (SSN) if you are applying in your name or your Federal Employer Identification Number (FEIN) if you are applying in a business entity name

The screenshot shows the 'Vendor Information Portal' for the State of Florida. It features a header with the 'myFloridaMarketPlace' logo and two images: oranges and a beach scene. Below the header is a 'Welcome to the State of Florida's Vendor Information Portal' section with introductory text and links. The main content area is divided into two columns: 'Vendor Login' with fields for Username and Password, and 'New Vendor Registration' with fields for Company Name, Tax ID Type (FEIN), Tax ID, and Re-enter Tax ID. A 'Vendor Payments' section is visible at the bottom, including a 'SUBSTITUTE FORM W-9' box and a 'Sign On' button.



THE FLORIDA DIVISION OF EMERGENCY MANAGEMENT
FLORIDA DEPT OF AGRICULTURE AND CONSUMER SERVICES



Producer Frequently Asked Questions (FAQs) continued...

- Questions presented by participants during the Open Forum Section:
 - **Q:** Will producers who stood up their pivots on their own time using their own equipment not be eligible for reimbursement for their work?
 - **A:** If a producer repaired their own system, they should provide in-kind expense documentation to their account manager. The account manager will review the documentation and verify that it is eligible. Regardless of whether you think you will be eligible; we encourage you to register for the grant and coordinate with your account manager on your eligibility determination.



THE FLORIDA DIVISION OF EMERGENCY MANAGEMENT
FLORIDA FOREST SERVICE

