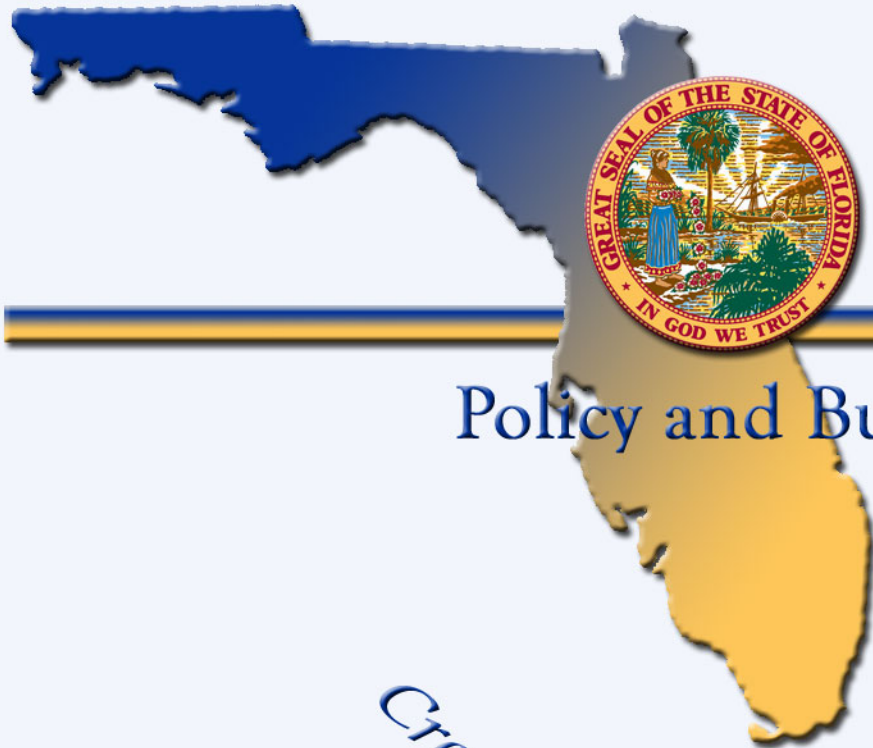


*Preserving Prosperity Today*



# Bush/Jennings

Policy and Budget Recommendations

Fiscal Year 2006-07

*Creating Opportunity for Tomorrow*

# \$71 Billion Budget

## (Dollars in Millions)

	FY 2005-06	FY 2006-07	Over/(Under) FY 2005-06	
			Dollar	Percent
<b><u>Operating Budget</u></b>				
State Funds	\$35,934	\$38,384	\$2,450	6.8%
Federal Funds	17,844	17,765	(79)	-0.4%
<b>Total Operating All Funds</b>	<b>\$53,778</b>	<b>\$56,149</b>	<b>\$2,371</b>	<b>4.4%</b>
<b><u>Capital Budget</u></b>				
State Funds	\$9,626	\$12,658	\$3,032	31.5%
Federal Funds	2,054	1,989	(65)	-3.2%
<b>Total Capital All Funds</b>	<b>\$11,680</b>	<b>\$14,647</b>	<b>\$2,967</b>	<b>25.4%</b>

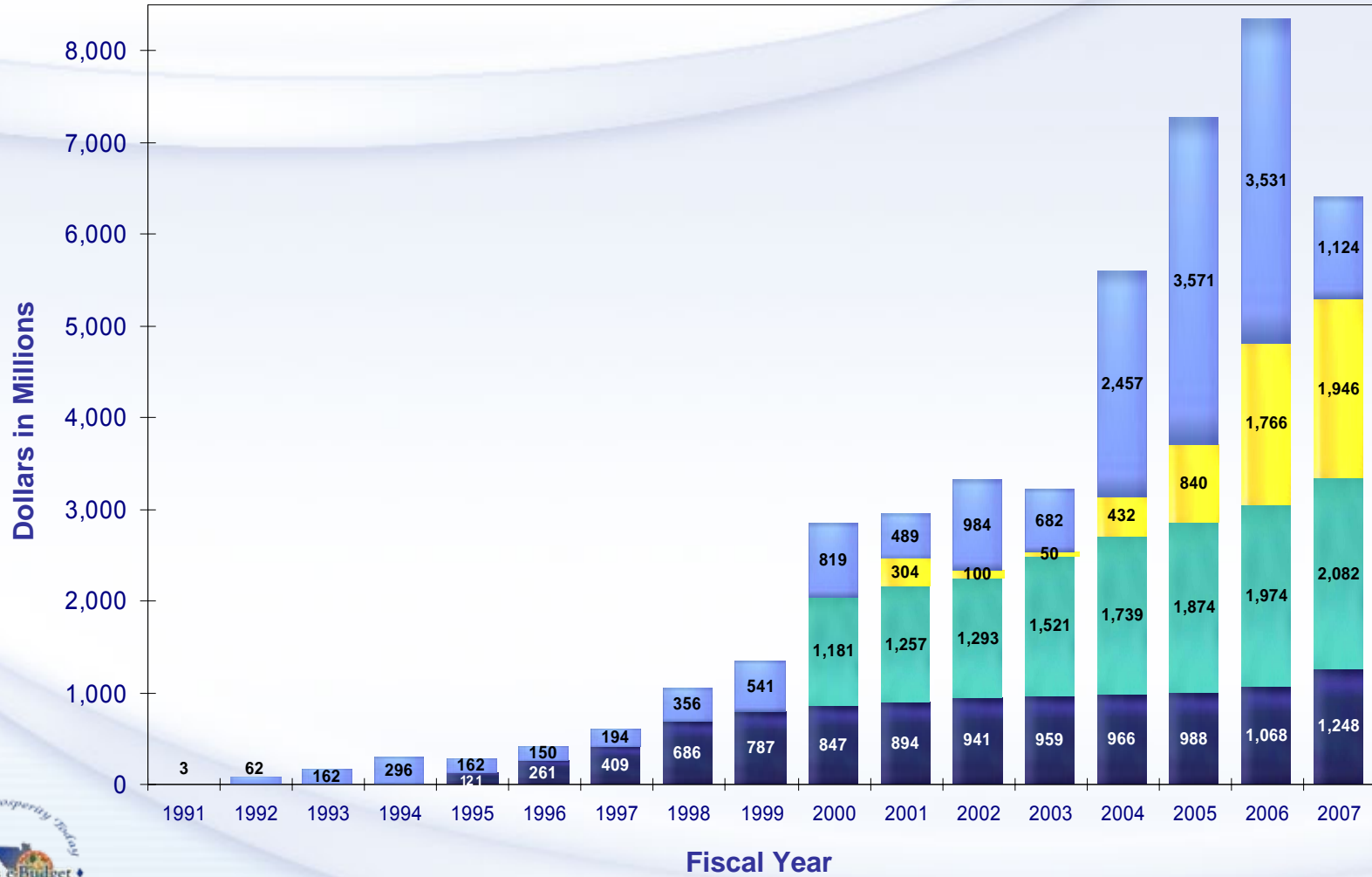
Note: Numbers may not add due to rounding.



# \$1.5 Billion in Tax Relief

◆ Intangibles Tax	\$130 Million
◆ School Property Tax Relief	\$570 Million
◆ \$100 Tax Rebate to Homeowners	\$500 Million
◆ Back-to-School Sales Tax Holiday	\$40 Million
◆ Hurricane Preparedness Sales Tax Holiday	\$83 Million
◆ Alcoholic Beverage “By-the-Drink” Tax	\$45 Million
◆ Sales Tax Exemptions for Machinery and Equipment	\$63 Million
◆ Early Stage Venture Capital Tax Credits	\$75 Million
◆ Energy Diversity Tax Credits	\$15 Million

# Florida Reserves at Historic Levels



Budget Stabilization Fund
  Tobacco Reserves
  Trust Funds
  Working Cap Fund/Unencumbered GR



# “New Money”

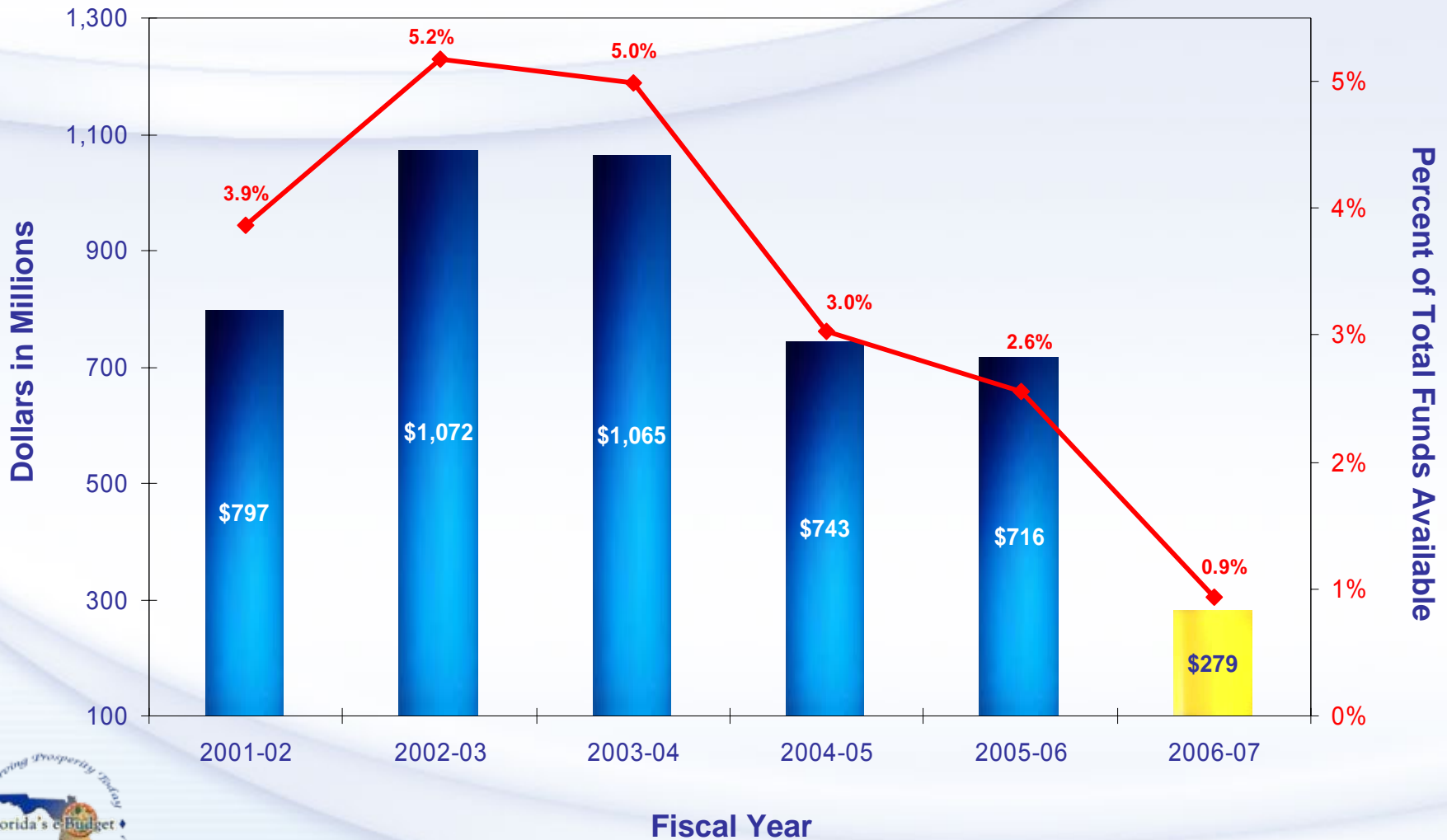
## General Revenue Funds Above Recurring Appropriations Base (Dollars in Millions)

	Recurring	Nonrecurring	Total
<b>Estimated Revenues</b>	\$26,593	\$4,148	\$30,740
<b>Less Fiscal Year 2005-06 Continuing Base</b>	(24,916)	--	(24,916)
<b>Total New Money for Priorities</b>	<b>\$1,677</b>	<b>\$4,148</b>	<b>\$5,825</b>

Note: Numbers may not add due to rounding.



# Nonrecurring Funds Spent on Recurring Programs (As Passed by the Legislature)



# Uses of “New Money”

## General Revenue Fund

(Dollars in Millions)

	Recurring	Nonrecurring	Total	Percent of Total
Reserves	(\$279)	\$1,560	\$1,282	22%
Tax Cuts and Tax Rebates	329	513	842	14%
Transportation and Economic Development	42	733	775	13%
Cash Paid in Lieu of New Debt for Environmental Lands	--	710	710	12%
Hurricane State Match	--	117	117	2%
Education	830	31	862	15%
Health and Human Services	572	68	640	11%
Public Safety	49	170	219	4%
Environment	(6)	161	155	3%
Administered Funds and Legislature	135	53	187	3%
General Government	5	32	36	1%
<b>Total New Funding</b>	<b>\$1,677</b>	<b>\$4,148</b>	<b>\$5,825</b>	<b>100%</b>
<b>Conservative Use of Nonrecurring Dollars</b>	<b>\$ 92</b>	<b>\$3,516</b>	<b>\$3,609</b>	<b>63%</b>

Note: Numbers may not add due to rounding.



# \$630 Million to Diversify Florida's Economy

- ◆ \$200 Million – 21<sup>st</sup> Century Technology, Research and Scholarship Enhancement
- ◆ \$75 Million – Venture Capital Tax Credit
- ◆ \$250 Million – Innovation Incentive Fund
- ◆ \$50 Million – Quick Action Closing Fund
- ◆ \$55 Million – Space Florida



# Emergency Preparedness, Response and Recovery -- \$565 Million

- ◆ Instilling a Culture of Preparedness: \$97.3 Million
- ◆ Strengthening Our Ability to Respond: \$154.0 Million
- ◆ Continuing Our Road to Recovery: \$314.0 Million





---

# Education

---

# 19.7 Percent Increase in Reading Funds

## Total Funding

◆ **\$189.9 Million**

◆ **Represents a \$31.3 million increase from Fiscal Year 2005-06**

- ◆ \$111.8 million in the school district funding formula
- ◆ \$58 million in federal funds
- ◆ \$18.5 million to the Just Read, Florida! Office
- ◆ \$1.6 million for Florida Center for Reading Research



# Eight Year K-12 Funding Increase of \$7.2 Billion Since 1998-99

	Total Funding		Funding Per Student	
1998-99 Total Funding	\$11,148,428,636		\$4,875.41	
6 Year Increase over 1998-99	\$4,741,776,037	42.53%	\$1,213.74	24.90%
7 Year Increase over 1998-99	\$5,931,649,425	53.21%	\$1,585.50	32.52%
8 Year Increase over 1998-99	\$7,167,119,740	64.29%	\$1,929.31	39.57%
2006-07 Total Funding*	\$18,315,548,376		\$6,804.72	

<b>2006-07 Recommended Increase from Current Year**</b>	<b>\$1,235,470,315</b>	<b>7.50%</b>	<b>\$347.87</b>	<b>5.58%</b>
---	------------------------	--------------	-----------------	--------------

\* Includes Appropriated State Funds and Local Funds. Cumulative FRS adjustments included (1998-99 to 2006-07).

\*\* Includes Appropriated State Funds and Local Funds. The FRS adjustment of \$211.3 million for 2006-07 only is included.



# Community Colleges

## Direct Support

**\$119.1 Million or 8 Percent Increase Over Current Year**



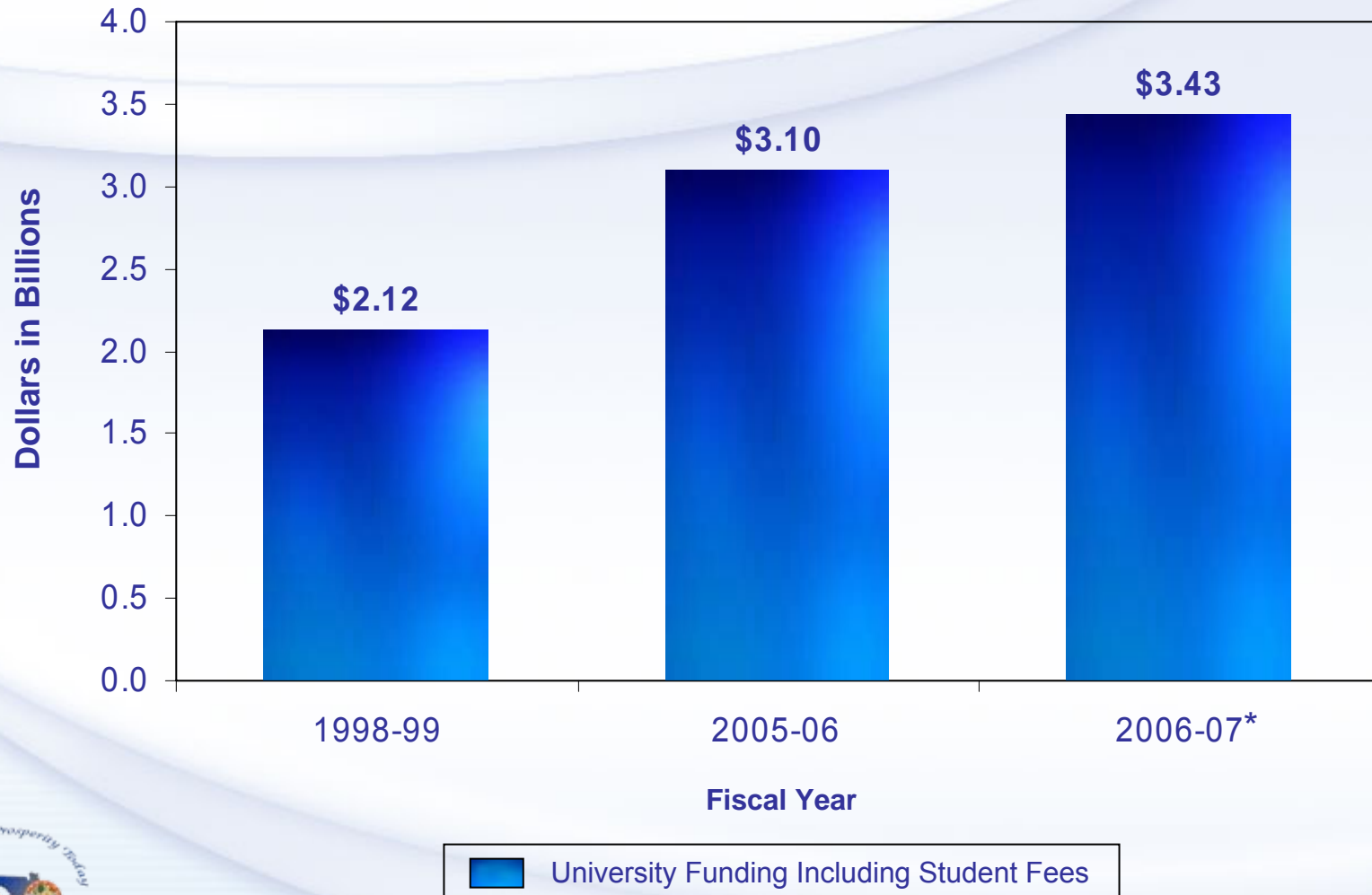
Community College Funding Including Student Fees

\* Includes \$47.8 million in Administered Funds



# State Universities

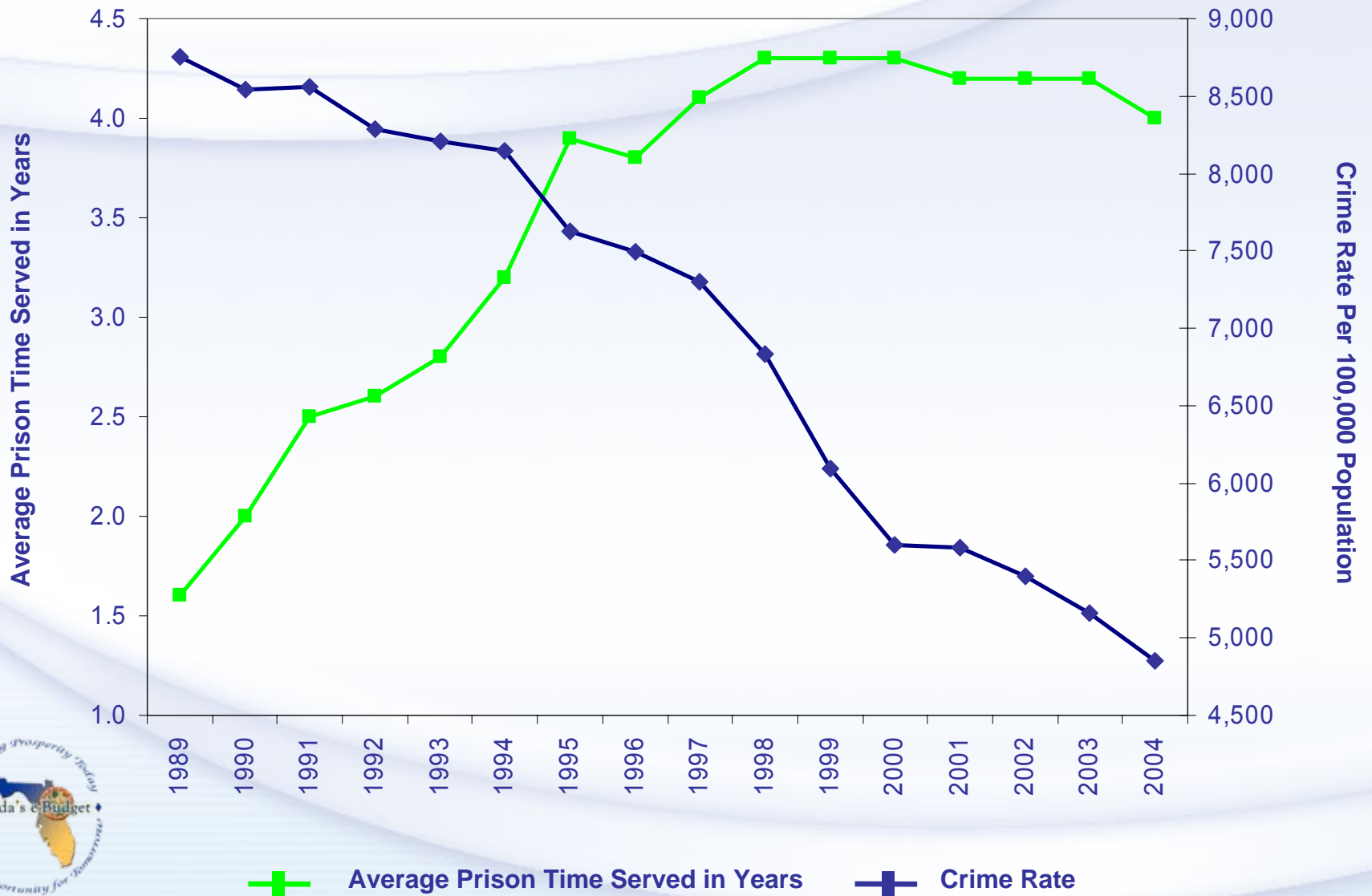
**61.5 Percent Increase in Total Operating Funding Since Fiscal Year 1998-99  
(\$331.6 Million or 10.7 Percent Increase Over Current Year)**



Note: Fiscal Year 1998-99 includes Board of Regents. Fiscal Years 2005-06 and 2006-07 do not include Board of Governors.

\* Fiscal Year 2006-07 includes \$200 million for World Class Scholars and Centers of Excellence.

# Keeping Criminals Behind Bars Lowers Florida's Crime Rate



# Everglades Restoration Stepping Up the Pace

**Invested:** \$1.3 billion already invested to clean up and restore the River of Grass; \$3.2 billion committed through the end of the decade, including \$1.7 billion to accelerate critical projects.

**Acquired:** 193,514 acres - more than 87 percent of the land needed for the initially authorized projects.

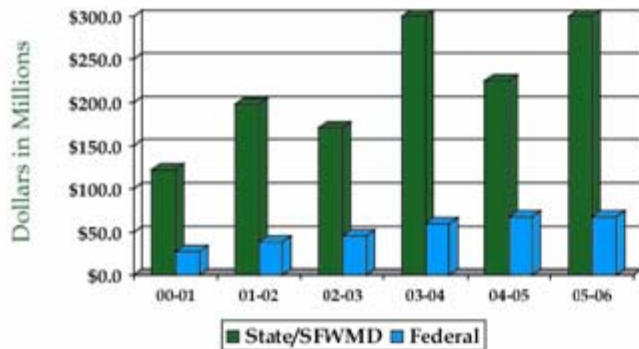
**Accelerated:** Eight critical Everglades restoration projects by a decade; 92 percent of the land acquired to complete the Acceler8 projects.

**Completed:** 41,000 acres of constructed wetlands to clean the water flowing into the Everglades.

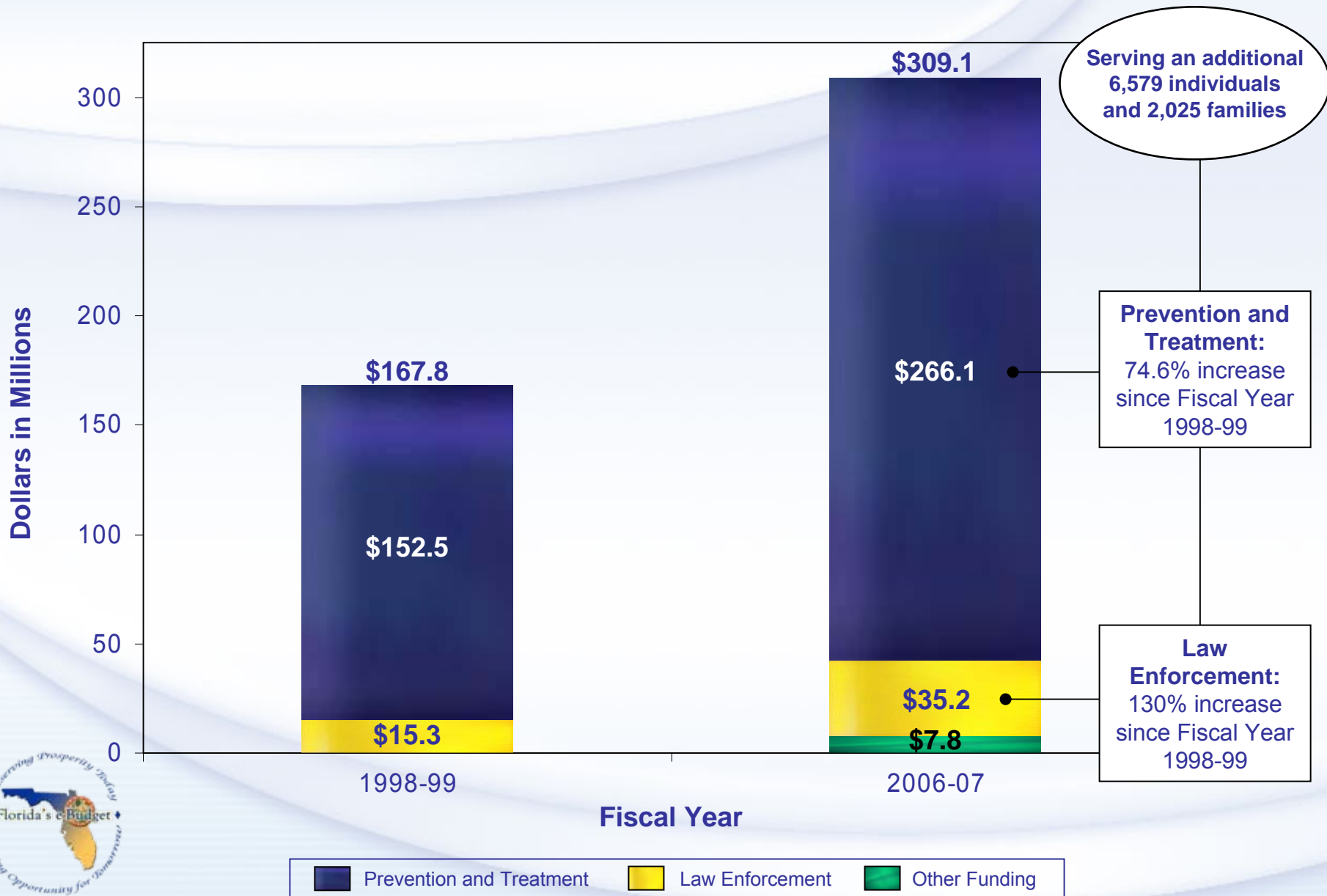
**Exceeding Expectations:** Advanced water quality technologies prevented 2,178 tons of phosphorus from entering the Everglades.



**Comprehensive Everglades Restoration Plan Funding**



# Florida's Investment in Combating Substance Abuse



# Increased Support for Persons with Developmental Disabilities

