

COVID-19: summary of cases and monitoring

Data through Apr 2, 2021 verified as of Apr 3, 2021 at 09:25 AM

Data in this report are provisional and subject to change.

Cases: people with positive PCR or antigen test result		Cases: people with positive PCR or antigen test result	
Total cases		Risk factors for Florida residents	
Florida residents	2,038,204	Traveled	16,333
Non-Florida residents	38,828	Contact with a known case	803,756
Type of testing		Traveled and contact with a known case	22,283
Florida residents	2,038,204	Neither	1,195,832
Positive by BPHL/CDC	74,488	No travel and no contact	242,143
Positive by commercial/hospital lab	1,963,716	Travel is unknown	683,248
PCR positive	1,641,045	Contact is unknown	451,386
Antigen positive	397,159	Contact is pending	435,780
Non-Florida residents	38,828	Travel can be unknown and contact can be unknown or pending for the same case, these numbers will sum to more than the "neither" total.	
Positive by BPHL/CDC	915		
Positive by commercial/hospital lab	37,913		
PCR positive	26,539		
Antigen positive	12,289		
Characteristics			
Florida residents hospitalized	85,678		
Florida resident deaths	33,652		
Non-Florida resident deaths	654		
Hospitalized counts include anyone who was hospitalized at some point during their illness. It does not reflect the number of people currently hospitalized.			
More information on deaths identified through death certificate data is available on the National Center for Health Statistics website at www.cdc.gov/nchs/nvss/vsrr/COVID19/index.htm .			

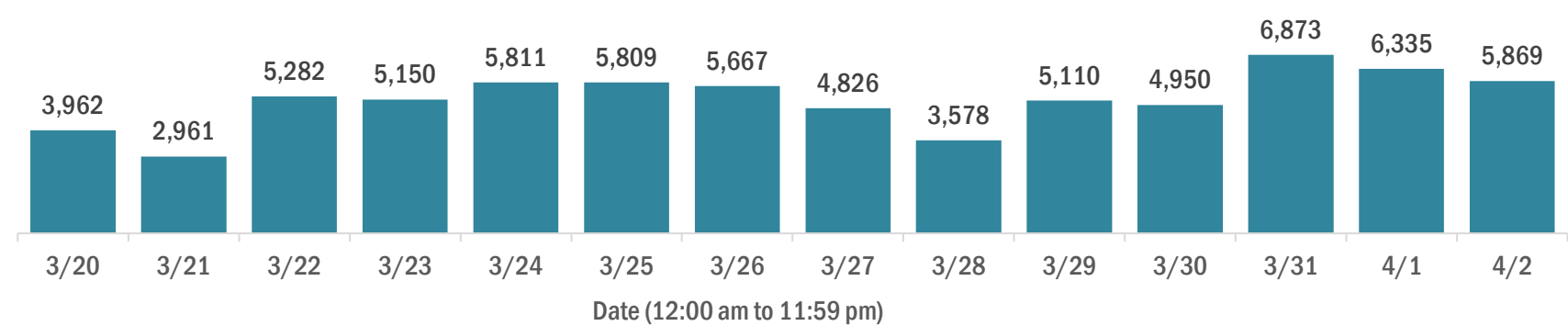
COVID-19: summary of laboratory testing

Data through Apr 2, 2021 verified as of Apr 3, 2021 at 09:25 AM

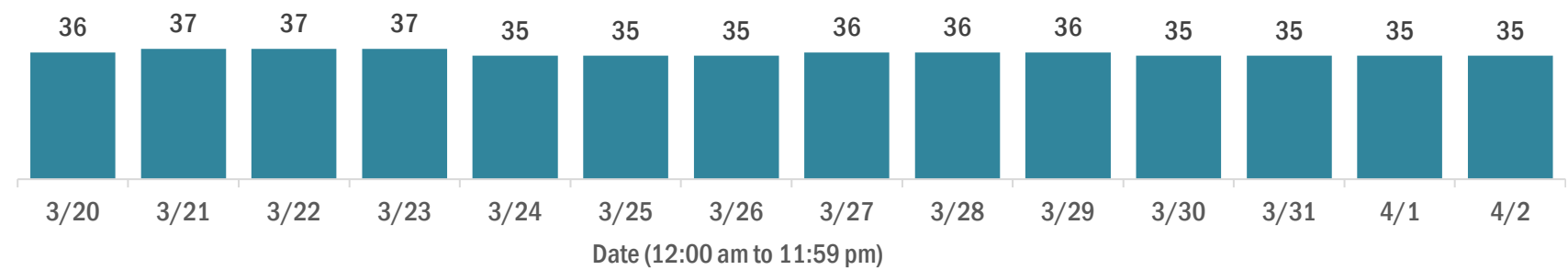
Data in this report are provisional and subject to change.

Cases in Florida residents per day for the past 2 weeks

Number of cases per day



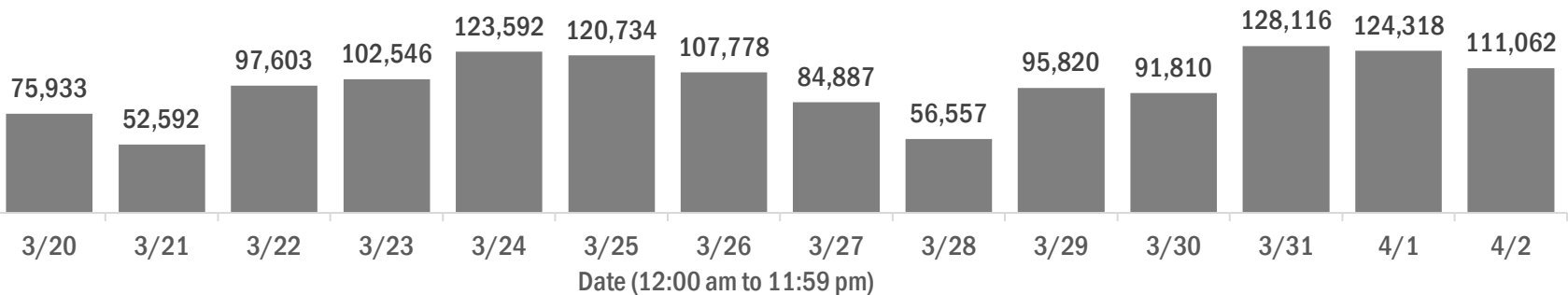
Median age of cases by day



Laboratory testing for Florida residents over the past 2 weeks

Number of Florida residents tested per day

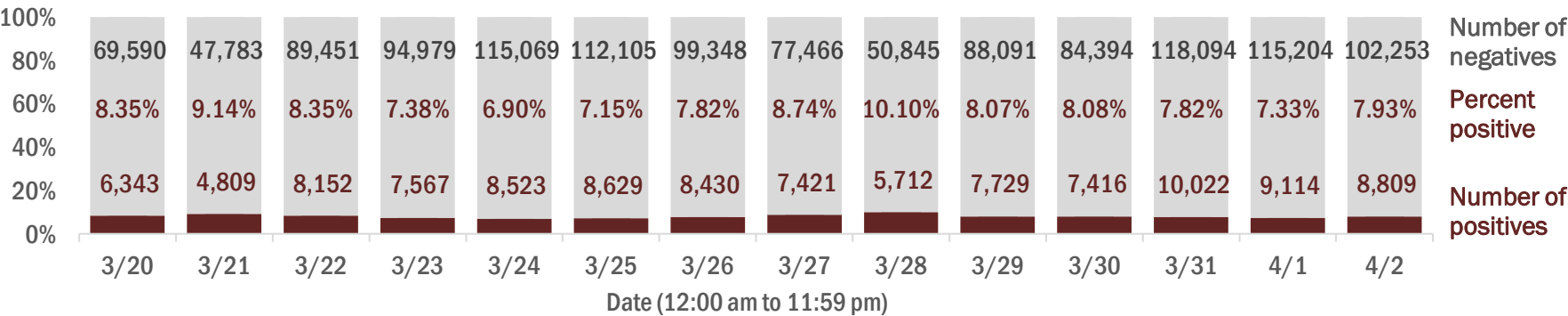
These counts include the number of people for whom the Department received PCR or antigen laboratory results by day. People tested on multiple days will be included for each day a new result was received. A person is only counted once for each day they are tested, regardless of whether multiple specimens are tested or multiple results are received.



Number and percent of Florida residents with positive test results

The percent of positive results ranged from 6.90% to 10.10% over the past 2 weeks and was 7.93% yesterday.

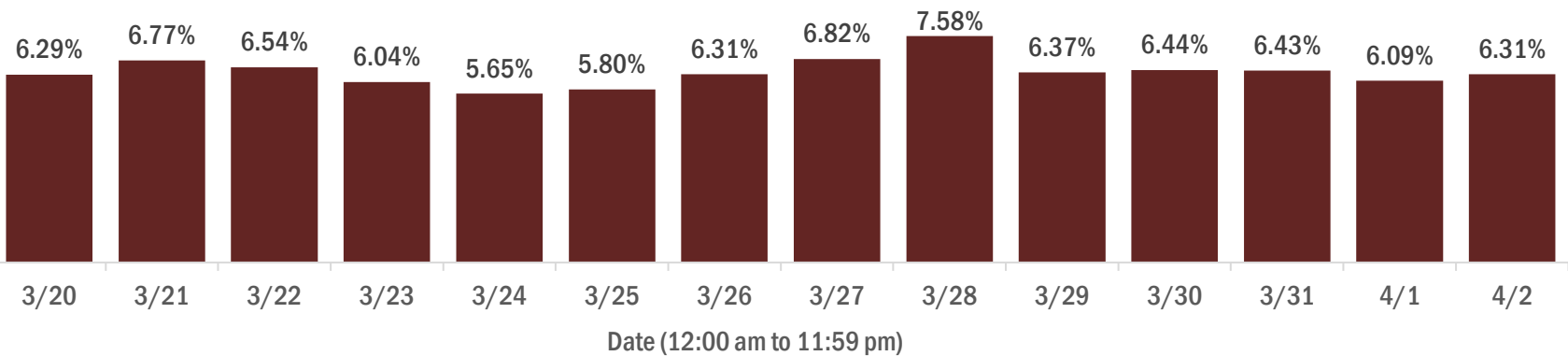
These counts include the number of people for whom the Department received PCR or antigen laboratory results by day. People tested on multiple days will be included for each day a new result was received. A person is only counted once for each day they are tested, regardless of whether multiple specimens are tested or multiple results are received. If a person has a positive specimen and a negative specimen in the same day, only the positive result is counted.



Percent positivity for new cases in Florida residents

The percent of positive results ranged from 5.65% to 7.58% over the past 2 weeks and was 6.31% yesterday.

This percent is the number of people who test PCR- or antigen-positive for the first time divided by all the people tested that day, excluding people who have previously tested positive.



COVID-19: characteristics of 2,038,204 Florida resident cases

Data through Apr 2, 2021 verified as of Apr 3, 2021 at 09:25 AM

Data in this report are provisional and subject to change.

Age group	Cases		Hospitalizations		Deaths	
0-4 years	41,558	<div></div> 2%	567	<div></div> 1%	1	<div></div> 0%
5-14 years	129,666	<div></div> 6%	554	<div></div> 1%	5	<div></div> 0%
15-24 years	315,432	<div></div> 15%	2,142	<div></div> 3%	44	<div></div> 0%
25-34 years	355,224	<div></div> 17%	4,182	<div></div> 5%	182	<div></div> 1%
35-44 years	316,382	<div></div> 16%	6,254	<div></div> 7%	515	<div></div> 2%
45-54 years	310,347	<div></div> 15%	9,670	<div></div> 11%	1,299	<div></div> 4%
55-64 years	268,381	<div></div> 13%	14,607	<div></div> 17%	3,640	<div></div> 11%
65-74 years	165,660	<div></div> 8%	17,901	<div></div> 21%	7,137	<div></div> 21%
75-84 years	91,416	<div></div> 4%	17,846	<div></div> 21%	10,234	<div></div> 30%
85+ years	42,854	<div></div> 2%	11,946	<div></div> 14%	10,595	<div></div> 31%
Unknown	1,284	<div></div> 0%	9	<div></div> 0%	0	<div></div> 0%
Total	2,038,204		85,678		33,652	

Gender	Cases	
Female	1,065,438	<div></div> 52%
Male	957,132	<div></div> 47%
Unknown	15,634	<div></div> 1%
Total	2,038,204	

Ethnicity	Cases		Hospitalizations		Deaths	
Hispanic	654,687	<div></div> 32%	21,795	<div></div> 25%	7,843	<div></div> 23%
Non-Hispanic	988,421	<div></div> 48%	59,839	<div></div> 70%	23,613	<div></div> 70%
Unknown	395,096	<div></div> 19%	4,044	<div></div> 5%	2,196	<div></div> 7%
Total	2,038,204		85,678		33,652	

Race and ethnicity	Cases		Hospitalizations		Deaths	
White	1,154,678	<div></div> 57%	56,161	<div></div> 66%	24,692	<div></div> 73%
Hispanic	437,415	<div></div> 21%	15,604	<div></div> 18%	6,287	<div></div> 19%
Non-Hispanic	631,707	<div></div> 31%	38,875	<div></div> 45%	17,296	<div></div> 51%
Unknown	85,556	<div></div> 4%	1,682	<div></div> 2%	1,109	<div></div> 3%
Black	268,471	<div></div> 13%	17,781	<div></div> 21%	5,375	<div></div> 16%
Hispanic	15,836	<div></div> 1%	757	<div></div> 1%	225	<div></div> 1%
Non-Hispanic	231,061	<div></div> 11%	16,663	<div></div> 19%	4,970	<div></div> 15%
Unknown	21,574	<div></div> 1%	361	<div></div> 0%	180	<div></div> 1%
Other race	310,904	<div></div> 15%	9,418	<div></div> 11%	2,623	<div></div> 8%
Hispanic	156,247	<div></div> 8%	4,956	<div></div> 6%	1,160	<div></div> 3%
Non-Hispanic	106,432	<div></div> 5%	4,030	<div></div> 5%	1,239	<div></div> 4%
Unknown	48,225	<div></div> 2%	432	<div></div> 1%	224	<div></div> 1%
Unknown race	304,151	<div></div> 15%	2,318	<div></div> 3%	962	<div></div> 3%
Hispanic	45,189	<div></div> 2%	478	<div></div> 1%	171	<div></div> 1%
Non-Hispanic	19,221	<div></div> 1%	271	<div></div> 0%	108	<div></div> 0%
Unknown	239,741	<div></div> 12%	1,569	<div></div> 2%	683	<div></div> 2%
Total	2,038,204		85,678		33,652	

Hospitalization counts include anyone who was hospitalized at some point during their illness. It does not reflect the number of people currently hospitalized. **Other race** includes any person with a race of American Indian/Alaskan native, Asian, native Hawaiian/Pacific Islander, or other.

COVID-19: deaths in Florida residents and staff of long-term care facilities

Data through Apr 2, 2021 verified as of Apr 3, 2021 at 09:25 AM

Data in this report are provisional and subject to change.

For current cases in residents or staff of long-term care facilities, please visit: <https://floridahealthcovid19.gov/>

CountyDeaths				CountyDeaths				CountyDeaths			
Palm Beach	1059	<div></div>	10%	Okaloosa	162	<div></div>	1%	Madison	20	<div></div>	0%
Dade	1004	<div></div>	9%	Hernando	158	<div></div>	1%	Calhoun	17	<div></div>	0%
Pinellas	891	<div></div>	8%	Osceola	142	<div></div>	1%	Flagler	17	<div></div>	0%
Broward	665	<div></div>	6%	Charlotte	134	<div></div>	1%	Gulf	17	<div></div>	0%
Hillsborough	567	<div></div>	5%	Clay	119	<div></div>	1%	Wakulla	16	<div></div>	0%
Duval	433	<div></div>	4%	Indian River	117	<div></div>	1%	Bradford	14	<div></div>	0%
Polk	430	<div></div>	4%	Leon	98	<div></div>	1%	Washington	13	<div></div>	0%
Brevard	397	<div></div>	4%	Bay	89	<div></div>	1%	Baker	12	<div></div>	0%
Sarasota	394	<div></div>	4%	Jackson	88	<div></div>	1%	Jefferson	11	<div></div>	0%
Orange	393	<div></div>	4%	St. Johns	86	<div></div>	1%	Holmes	10	<div></div>	0%
Lee	341	<div></div>	3%	Highlands	85	<div></div>	1%	Franklin	9	<div></div>	0%
Marion	325	<div></div>	3%	Santa Rosa	81	<div></div>	1%	Gadsden	9	<div></div>	0%
Volusia	290	<div></div>	3%	Alachua	77	<div></div>	1%	Lafayette	8	<div></div>	0%
Escambia	280	<div></div>	3%	Suwannee	59	<div></div>	1%	Levy	7	<div></div>	0%
St. Lucie	242	<div></div>	2%	Columbia	51	<div></div>	0%	Desoto	6	<div></div>	0%
Seminole	232	<div></div>	2%	Sumter	45	<div></div>	0%	Monroe	5	<div></div>	0%
Lake	228	<div></div>	2%	Putnam	39	<div></div>	0%	Dixie	4	<div></div>	0%
Pasco	222	<div></div>	2%	Nassau	34	<div></div>	0%	Taylor	3	<div></div>	0%
Collier	192	<div></div>	2%	Hendry	29	<div></div>	0%	Hardee	2	<div></div>	0%
Manatee	192	<div></div>	2%	Walton	29	<div></div>	0%	Hamilton	1	<div></div>	0%
Citrus	179	<div></div>	2%	Okeechobee	24	<div></div>	0%	Liberty	1	<div></div>	0%
Martin	170	<div></div>	2%	Gilchrist	20	<div></div>	0%	Total	11,094		

Note: cases are summarized by the county of usual residence. Residents and staff may be cases associated with facilities that are not in their county of usual residence, resulting in cases being included below for counties that do not have facilities with known cases.

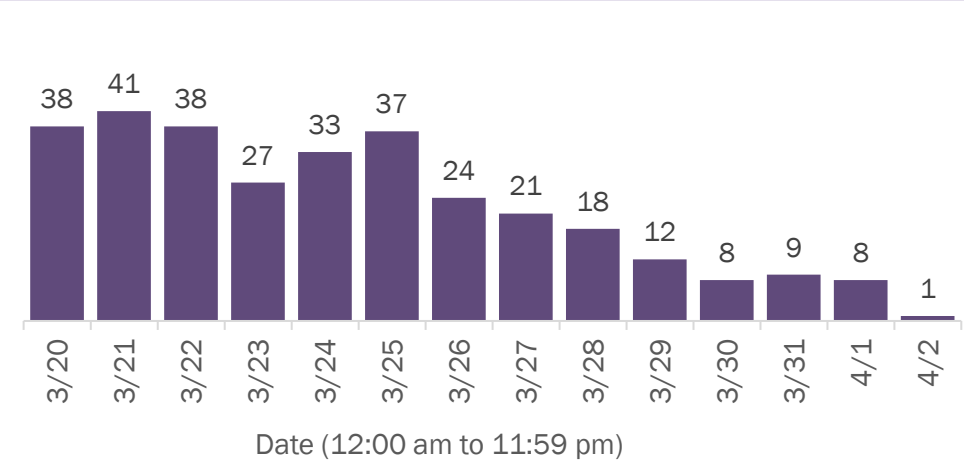
COVID-19: cases in Florida residents who have died

Data through Apr 2, 2021 verified as of Apr 3, 2021 at 09:25 AM

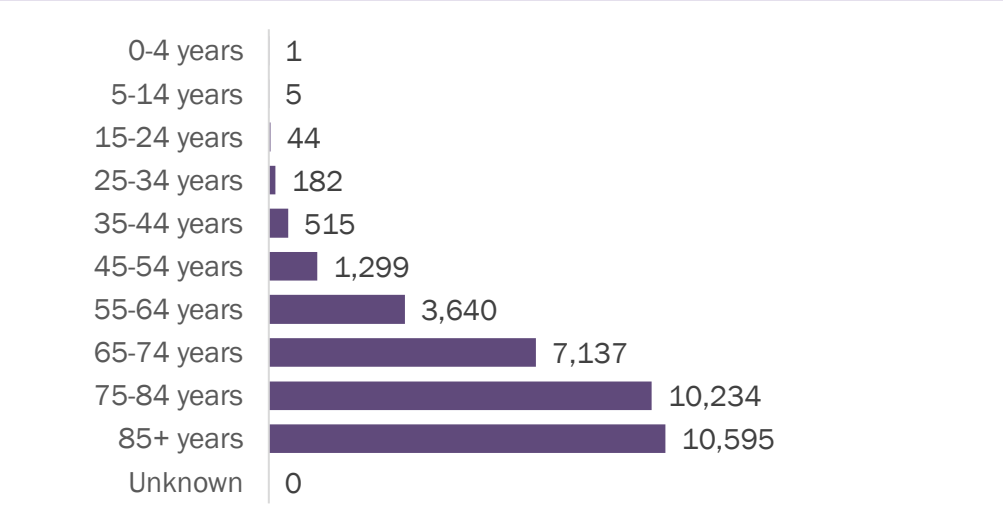
Data in this report are provisional and subject to change.

Demographics for all identified COVID-19 deaths: 33,652

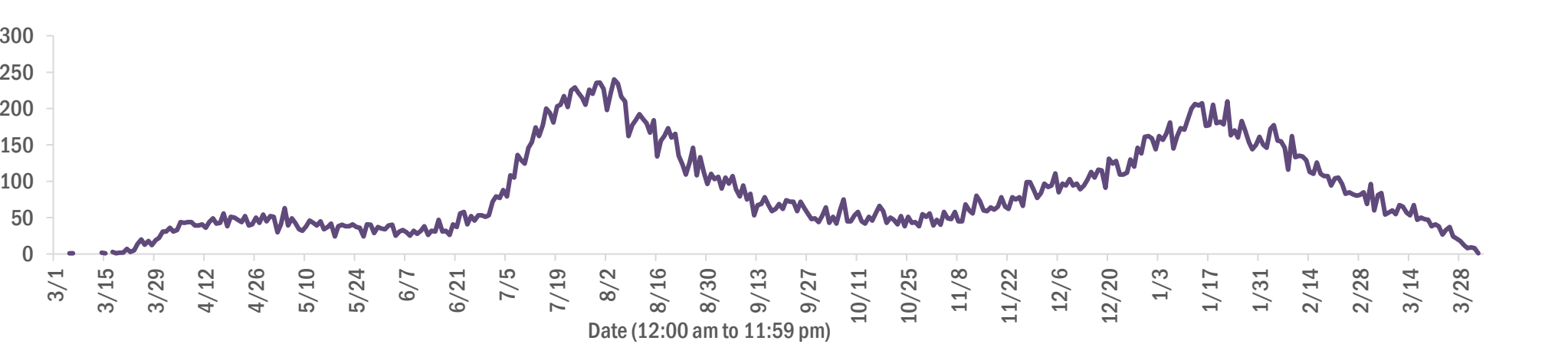
Deaths by date of death for the past 2 weeks



Deaths by age group



Deaths by date of death since March 2020



Age group	Deaths	Cases	Case fatality rate	Mortality rate per 100,000 population
0-4 years	1	41,558	0.0%	0.1
5-14 years	5	129,666	0.0%	0.2
15-24 years	44	315,432	0.0%	1.8
25-34 years	182	355,224	0.1%	6.4
35-44 years	515	316,382	0.2%	19.7
45-54 years	1,299	310,347	0.4%	46.6
55-64 years	3,640	268,381	1.4%	125.9
65-74 years	7,137	165,660	4.3%	294.1
75-84 years	10,234	91,416	11.2%	728.8
85+ years	10,595	42,854	24.7%	1834.5
Unknown	0	1,284	0.0%	
Total	33,652	2,038,204	1.7%	155.8

Race	Deaths	Cases	Case fatality rate	Mortality rate per 100,000 population
White	24,692	1,154,678	2.1%	147.9
Black	5,375	268,471	2.0%	147.0
Other	2,623	310,904	0.8%	210.8
Unknown	962	304,151	0.3%	
Total	33,652	2,038,204	1.7%	155.8

Gender	Deaths	Cases	Case fatality rate	Mortality rate per 100,000 population
Female	14,778	1,065,438	1.4%	133.8
Male	18,872	957,132	2.0%	178.7
Unknown	2	15,634	0.0%	
Total	33,652	2,038,204	1.7%	155.8

Ethnicity	Deaths	Cases	Case fatality rate	Mortality rate per 100,000 population
Hispanic	7,843	654,687	1.2%	138.1
Non-Hispanic	23,613	988,421	2.4%	148.3
Unknown	2,196	395,096	0.6%	
Total	33,652	2,038,204	1.7%	155.8

COVID-19: characteristics of 2,038,204 cases

Data through Apr 2, 2021 verified as of Apr 3, 2021 at 09:25 AM

Data in this report are provisional and subject to change.

Tables below include cases in Florida residents and non-Florida residents.

All 67 Florida counties have cases:

County	FL resident cases		Non-FL resident cases	Total cases	FL resident deaths	FL death rate
Dade	444,241	<div></div> 22%	5,650	449,891	5,900	1.3%
Broward	214,501	<div></div> 11%	2,559	217,060	2,699	1.3%
Palm Beach	130,587	<div></div> 6%	2,374	132,961	2,661	2.0%
Orange	123,251	<div></div> 6%	1,857	125,108	1,190	1.0%
Hillsborough	122,128	<div></div> 6%	1,041	123,169	1,619	1.3%
Duval	91,470	<div></div> 4%	1,523	92,993	1,311	1.4%
Pinellas	71,285	<div></div> 3%	1,795	73,080	1,557	2.2%
Lee	61,180	<div></div> 3%	2,154	63,334	923	1.5%
Polk	61,301	<div></div> 3%	446	61,747	1,267	2.1%
Osceola	39,339	<div></div> 2%	685	40,024	487	1.2%
Volusia	38,147	<div></div> 2%	672	38,819	726	1.9%
Brevard	36,905	<div></div> 2%	658	37,563	814	2.2%
Pasco	36,467	<div></div> 2%	320	36,787	697	1.9%
Manatee	34,354	<div></div> 2%	807	35,161	635	1.8%
Escambia	31,331	<div></div> 2%	3,619	34,950	669	2.1%
Collier	31,609	<div></div> 2%	1,227	32,836	505	1.6%
Seminole	30,177	<div></div> 1%	233	30,410	468	1.6%
Leon	29,520	<div></div> 1%	886	30,406	306	1.0%
Sarasota	28,232	<div></div> 1%	1,447	29,679	791	2.8%
Marion	29,081	<div></div> 1%	144	29,225	926	3.2%
Lake	26,470	<div></div> 1%	454	26,924	610	2.3%
St. Lucie	24,022	<div></div> 1%	175	24,197	594	2.5%
Alachua	23,286	<div></div> 1%	273	23,559	259	1.1%
St. Johns	21,000	<div></div> 1%	294	21,294	203	1.0%
Okaloosa	19,589	<div></div> 1%	210	19,799	353	1.8%
Bay	18,704	<div></div> 1%	759	19,463	375	2.0%
Santa Rosa	17,576	<div></div> 1%	229	17,805	278	1.6%
Clay	17,400	<div></div> 1%	47	17,447	329	1.9%
Hernando	12,449	<div></div> 1%	94	12,543	443	3.6%
Indian River	11,687	<div></div> 1%	103	11,790	282	2.4%
Charlotte	11,514	<div></div> 1%	200	11,714	392	3.4%
Martin	11,253	<div></div> 1%	212	11,465	309	2.7%
Citrus	10,298	<div></div> 1%	91	10,389	432	4.2%
Sumter	8,749	<div></div> 0%	103	8,852	261	3.0%
Nassau	7,564	<div></div> 0%	432	7,996	120	1.6%

County	FL resident cases		Non-FL resident cases	Total cases	FL resident deaths	FL death rate
Columbia	7,840	<div></div> 0%	37	7,877	163	2.1%
Highlands	7,645	<div></div> 0%	87	7,732	323	4.2%
Walton	6,578	<div></div> 0%	782	7,360	83	1.3%
Flagler	6,660	<div></div> 0%	91	6,751	99	1.5%
Monroe	6,135	<div></div> 0%	369	6,504	49	0.8%
Jackson	6,003	<div></div> 0%	65	6,068	155	2.6%
Putnam	6,040	<div></div> 0%	20	6,060	135	2.2%
Gadsden	5,528	<div></div> 0%	16	5,544	90	1.6%
Suwannee	5,196	<div></div> 0%	28	5,224	135	2.6%
Hendry	4,461	<div></div> 0%	18	4,479	77	1.7%
Desoto	4,076	<div></div> 0%	25	4,101	86	2.1%
Okeechobee	3,717	<div></div> 0%	51	3,768	86	2.3%
Unknown	369	<div></div> 0%	3,208	3,577	0	0.0%
Baker	3,356	<div></div> 0%	15	3,371	61	1.8%
Wakulla	3,244	<div></div> 0%	12	3,256	55	1.7%
Levy	3,131	<div></div> 0%	8	3,139	44	1.4%
Bradford	2,912	<div></div> 0%	13	2,925	55	1.9%
Hardee	2,901	<div></div> 0%	14	2,915	39	1.3%
Taylor	2,690	<div></div> 0%	5	2,695	45	1.7%
Washington	2,658	<div></div> 0%	20	2,678	50	1.9%
Holmes	2,184	<div></div> 0%	32	2,216	47	2.2%
Madison	2,008	<div></div> 0%	26	2,034	44	2.2%
Gulf	1,897	<div></div> 0%	23	1,920	42	2.2%
Union	1,775	<div></div> 0%	1	1,776	71	4.0%
Calhoun	1,659	<div></div> 0%	3	1,662	42	2.5%
Lafayette	1,606	<div></div> 0%	0	1,606	25	1.6%
Hamilton	1,574	<div></div> 0%	19	1,593	23	1.5%
Dixie	1,553	<div></div> 0%	3	1,556	22	1.4%
Gilchrist	1,491	<div></div> 0%	4	1,495	38	2.5%
Jefferson	1,410	<div></div> 0%	22	1,432	25	1.8%
Franklin	1,263	<div></div> 0%	33	1,296	17	1.3%
Liberty	1,055	<div></div> 0%	1	1,056	16	1.5%
Glades	922	<div></div> 0%	4	926	19	2.1%
Total	2,038,204		38,828	2,077,032	33,652	1.7%

COVID-19: characteristics of 2,038,204 Florida resident cases

Data through Apr 2, 2021 verified as of Apr 3, 2021 at 09:25 AM

Data in this report are provisional and subject to change.

The table below includes the cities and counties of residence for cases in Florida residents based on the patient's ZIP Code. Note that city is not always received as part of the initial notification and may be missing while the case is being investigated.

City and county	Cases
Miami, Dade	257,347
Orlando, Orange	91,015
Jacksonville, Duval	85,952
Tampa, Hillsborough	71,128
Hialeah, Dade	62,512
Fort Lauderdale, Broward	45,695
Hollywood, Broward	40,835
West Palm Beach, Palm Beach	31,779
Kissimmee, Osceola	30,296
Tallahassee, Leon	28,500
Homestead, Dade	27,216
Naples, Collier	26,709
Saint Petersburg, Pinellas	26,178
Pensacola, Escambia	26,071
Fort Myers, Lee	23,775
Bradenton, Manatee	22,417
Boca Raton, Palm Beach	22,338
Ocala, Marion	21,395
Lakeland, Polk	21,356
Pompano Beach, Broward	20,425
Gainesville, Alachua	18,546
Sarasota, Sarasota	17,477
Port Saint Lucie, St. Lucie	15,967
Lake Worth, Palm Beach	15,791
Cape Coral, Lee	15,509
Miami Beach, Dade	14,408
Miramar, Broward	13,941
Clearwater, Pinellas	13,940
Boynton Beach, Palm Beach	12,707
Coral Springs, Broward	12,523
Doral, Dade	12,390
Panama City, Bay	11,894
Miami Gardens, Dade	11,827
Saint Augustine, St. Johns	11,257
Melbourne, Brevard	10,561
Winter Haven, Polk	10,277
Lehigh Acres, Lee	9,877
Delray Beach, Palm Beach	9,811
Davie, Broward	9,535
Riverview, Hillsborough	9,358
Vero Beach, Indian River	8,995
Palm Bay, Brevard	8,562
Milton, Santa Rosa	8,487
Sunrise, Broward	8,464
New Port Richey, Pasco	8,428
Fort Pierce, St. Lucie	7,895
Coral Gables, Dade	7,861
Saint Cloud, Osceola	7,836
Largo, Pinellas	7,751
Daytona Beach, Volusia	7,674
Apopka, Orange	7,626
Plantation, Broward	7,478
Spring Hill, Hernando	7,415
North Miami Beach, Dade	7,278
Lake City, Columbia	7,131
Clermont, Lake	7,084
Orange Park, Clay	7,083
Davenport, Polk	7,075
Brandon, Hillsborough	7,029

COVID-19: characteristics of 2,038,204 Florida resident cases

Data through Apr 2, 2021 verified as of Apr 3, 2021 at 09:25 AM

Data in this report are provisional and subject to change.

The table below includes the cities and counties of residence for cases in Florida residents based on the patient's ZIP Code. Note that city is not always received as part of the initial notification and may be missing while the case is being investigated.

City and county	Cases
Weston, Broward	6,754
Sanford, Seminole	6,737
Jupiter, Palm Beach	6,708
Deltona, Volusia	6,627
Plant City, Hillsborough	6,569
Deerfield Beach, Broward	6,258
Winter Garden, Orange	6,095
Tamarac, Broward	5,760
Port Charlotte, Charlotte	5,627
Palm Coast, Flagler	5,601
Fort Walton Beach, Okaloosa	5,422
Wesley Chapel, Pasco	5,351
Coconut Creek, Broward	5,336
Stuart, Martin	5,304
Margate, Broward	5,233
Crestview, Okaloosa	5,226
Palm Beach Gardens, Palm Beach	5,208
Land O Lakes, Pasco	5,116
Deland, Volusia	5,076
Winter Park, Orange	5,036
Palm Harbor, Pinellas	4,990
Wellington, Palm Beach	4,939
Oviedo, Seminole	4,931
Palmetto, Manatee	4,914
Altamonte Springs, Seminole	4,573
Lutz, Hillsborough	4,546
Miami Lakes, Dade	4,522
Opa Locka, Dade	4,502
Port Orange, Volusia	4,485
Brooksville, Hernando	4,332
Haines City, Polk	4,314
Valrico, Hillsborough	4,311
Middleburg, Clay	4,292
North Port, Sarasota	4,235
Venice, Sarasota	4,235
Hallandale, Broward	4,219
Punta Gorda, Charlotte	4,174
Pembroke Pines, Broward	4,164
The Villages, Sumter	4,149
Ocoee, Orange	4,102
Sebring, Highlands	4,099
Leesburg, Lake	4,092
Live Oak, Suwannee	4,031
Arcadia, Desoto	3,969
Saint Johns, St. Johns	3,962
Seminole, Pinellas	3,895
Ormond Beach, Volusia	3,894
Bonita Springs, Lee	3,882
Zephyrhills, Pasco	3,877
Okeechobee, Okeechobee	3,704
Navarre, Santa Rosa	3,674
Pinellas Park, Pinellas	3,667
Windermere, Orange	3,592
North Lauderdale, Broward	3,551
Longwood, Seminole	3,550
North Miami, Dade	3,523
Immokalee, Collier	3,487
Ruskin, Hillsborough	3,464
Cocoa, Brevard	3,429

COVID-19: characteristics of 2,038,204 Florida resident cases

Data through Apr 2, 2021 verified as of Apr 3, 2021 at 09:25 AM

Data in this report are provisional and subject to change.

The table below includes the cities and counties of residence for cases in Florida residents based on the patient's ZIP Code. Note that city is not always received as part of the initial notification and may be missing while the case is being investigated.

City and county	Cases
Gulf Breeze, Santa Rosa	3,307
Niceville, Okaloosa	3,267
Cantonment, Escambia	3,145
Casselberry, Seminole	3,123
Lake Worth Beach, Palm Beach	3,092
Key West, Monroe	3,062
Panama City Beach, Bay	3,042
Jacksonville Beach, Duval	3,030
Titusville, Brevard	3,006
Port Richey, Pasco	2,992
Hudson, Pasco	2,955
Quincy, Gadsden	2,953
Dade City, Pasco	2,931
Crawfordville, Wakulla	2,911
North Fort Myers, Lee	2,866
Winter Springs, Seminole	2,863
Oakland Park, Broward	2,861
Bartow, Polk	2,852
Aventura, Dade	2,795
Palatka, Putnam	2,794
Lake Mary, Seminole	2,783
Cutler Ridge, Dade	2,757
Fernandina Beach, Nassau	2,740
New Smyrna Beach, Volusia	2,728
Green Cove Springs, Clay	2,715
Kissimmee, Polk	2,714
Auburndale, Polk	2,701
Merritt Island, Brevard	2,682
Lake Wales, Polk	2,631
Ponte Vedra Beach, St. Johns	2,630
Tarpon Springs, Pinellas	2,574
Perry, Taylor	2,523
Parkland, Broward	2,475
Lynn Haven, Bay	2,468
Inverness, Citrus	2,461
Belle Glade, Palm Beach	2,446
Marianna, Jackson	2,400
Eustis, Lake	2,368
Wimauma, Hillsborough	2,366
Loxahatchee, Palm Beach	2,343
Cooper City, Broward	2,334
Clewiston, Hendry	2,325
Royal Palm Beach, Palm Beach	2,319
Dunedin, Pinellas	2,318
Fleming Island, Clay	2,302
Estero, Lee	2,297
Santa Rosa Beach, Walton	2,293
Holiday, Pasco	2,246
Sarasota, Manatee	2,155
Parrish, Manatee	2,126
Rockledge, Brevard	2,125
Key Biscayne, Dade	2,123
Defuniak Springs, Walton	2,085
Chipley, Washington	2,068
Odessa, Hillsborough	2,067
Palm City, Martin	2,022
Riviera Beach, Palm Beach	2,019
Mount Dora, Lake	2,013
Destin, Okaloosa	2,004

COVID-19: characteristics of 2,038,204 Florida resident cases

Data through Apr 2, 2021 verified as of Apr 3, 2021 at 09:25 AM

Data in this report are provisional and subject to change.

The table below includes the cities and counties of residence for cases in Florida residents based on the patient's ZIP Code. Note that city is not always received as part of the initial notification and may be missing while the case is being investigated.

City and county	Cases
Labelle, Hendry	1,993
Starke, Bradford	1,971
Avon Park, Highlands	1,960
Mulberry, Polk	1,948
Seffner, Hillsborough	1,944
Tavares, Lake	1,900
Summerfield, Marion	1,827
Groveland, Lake	1,819
Lithia, Hillsborough	1,806
Yulee, Nassau	1,805
Pinecrest, Dade	1,787
Maitland, Orange	1,774
Orange City, Volusia	1,743
Wauchula, Hardee	1,697
Sebastian, Indian River	1,657
Macclenny, Baker	1,646
Palmetto Bay, Dade	1,633
Callahan, Nassau	1,610
Lady Lake, Lake	1,610
Missing, Dade	1,584
Homosassa, Citrus	1,579
Mayo, Lafayette	1,577
Ponte Vedra, St. Johns	1,576
Carol City, Dade	1,573
Dania, Broward	1,569
Bonifay, Holmes	1,559
Coconut Grove, Dade	1,558
Crystal River, Citrus	1,549
Crossings, Dade	1,484
Lake Placid, Highlands	1,456
Gibsonton, Hillsborough	1,450
Oldsmar, Pinellas	1,448
Edgewater, Volusia	1,438
Hobe Sound, Martin	1,436
Pace, Santa Rosa	1,430
Florida City, Dade	1,422
Apollo Beach, Hillsborough	1,411
Dover, Hillsborough	1,404
Sun City Center, Hillsborough	1,397
Lake Butler, Union	1,376
Debary, Volusia	1,368
Atlantic Beach, Duval	1,360
Dunnellon, Marion	1,340
Palm Springs, Palm Beach	1,335
Madison, Madison	1,332
Biscayne Park, Dade	1,306
Monticello, Jefferson	1,290
Bellevue, Marion	1,277
Alachua, Alachua	1,274
North Palm Beach, Palm Beach	1,252
Indiantown, Martin	1,246
Graceville, Jackson	1,232
Lantana, Palm Beach	1,229
South Miami, Dade	1,186
Century, Escambia	1,173
Safety Harbor, Pinellas	1,161
Newberry, Alachua	1,143
Lecanto, Citrus	1,140
Williston, Levy	1,137

COVID-19: characteristics of 2,038,204 Florida resident cases

Data through Apr 2, 2021 verified as of Apr 3, 2021 at 09:25 AM

Data in this report are provisional and subject to change.

The table below includes the cities and counties of residence for cases in Florida residents based on the patient's ZIP Code. Note that city is not always received as part of the initial notification and may be missing while the case is being investigated.

City and county	Cases
Jensen Beach, Martin	1,121
Ellenton, Manatee	1,120
El Portal, Dade	1,096
Beverly Hills, Citrus	1,089
Lauderhill, Broward	1,087
Havana, Gadsden	1,087
Satellite Beach, Brevard	1,087
Hilliard, Nassau	1,062
Freeport, Walton	1,060
Blountstown, Calhoun	1,042
Jasper, Hamilton	1,026
Wilton Manors, Broward	1,025
Wildwood, Sumter	1,022
Trenton, Gilchrist	1,017
Englewood, Charlotte	1,013
Nokomis, Sarasota	993
Key Largo, Monroe	981
Wewahitchka, Gulf	973
Hernando, Citrus	959
Frostproof, Polk	958
Keystone Heights, Clay	955
Bushnell, Sumter	954
Sanderson, Baker	947
Mary Esther, Okaloosa	931
Fellsmere, Indian River	927
Lauderdale Lakes, Broward	924
Polk City, Polk	920
Medley, Dade	916
Dunnellon, Citrus	914
Everglades National Park, Dade	905
Fisher Island, Dade	902
Port Saint Joe, Gulf	893
Shalimar, Okaloosa	888
Moore Haven, Glades	863
Coleman, Sumter	843
Marco Island, Collier	832
Cocoa Beach, Brevard	822
Cross City, Dixie	817
Bristol, Liberty	816
Pahokee, Palm Beach	816
South Bay, Palm Beach	812
Chiefland, Levy	806
Minneola, Lake	799
Trinity, Pasco	789
Fort Meade, Polk	785
High Springs, Alachua	783
Sorrento, Lake	781
Spring Hill, Pasco	766
Indialantic, Brevard	759
Fruitland Park, Lake	758
Glen Saint Mary, Baker	758
Englewood, Sarasota	755
Thonotosassa, Hillsborough	752
Marathon, Monroe	731
Chattahoochee, Gadsden	727
Southwest Ranches, Broward	725
Crescent City, Putnam	717
Miramar Beach, Walton	711
Olympia Heights, Dade	704

COVID-19: characteristics of 2,038,204 Florida resident cases

Data through Apr 2, 2021 verified as of Apr 3, 2021 at 09:25 AM

Data in this report are provisional and subject to change.

The table below includes the cities and counties of residence for cases in Florida residents based on the patient's ZIP Code. Note that city is not always received as part of the initial notification and may be missing while the case is being investigated.

City and county	Cases
Interlachen, Putnam	703
Uleta, Dade	701
Umatilla, Lake	699
Fort Myers Beach, Lee	695
Coral, Dade	679
Old Town, Dixie	677
Bowling Green, Hardee	676
Lake Alfred, Polk	675
West Melbourne, Brevard	670
Lawtey, Bradford	667
Jacksonville, St. Johns	663
Fort White, Columbia	647
Neptune Beach, Duval	641
Silver Springs, Marion	631
Weeki Wachee, Hernando	630
South Daytona, Volusia	608
Baker, Okaloosa	595
Belle Isle, Orange	593
Palm Beach, Palm Beach	589
Surfside, Dade	588
Bronson, Levy	587
Clearwater Beach, Pinellas	576
Gulfport, Pinellas	575
Bunnell, Flagler	572
Sneads, Jackson	554
Jay, Santa Rosa	544
Mascotte, Lake	529
Carrabelle, Franklin	525
Rotunda West, Charlotte	521
Hawthorne, Alachua	509
Oxford, Sumter	507
Oakland, Orange	497
Sweetwater, Dade	493
Myakka City, Manatee	490
Molino, Escambia	485
Cape Canaveral, Brevard	485
Cottdale, Jackson	484
Mims, Brevard	483
Citra, Marion	482
Tavernier, Monroe	476
Ocklawaha, Marion	476
Florida State University, Leon	476
Zolfo Springs, Hardee	472
Midway, Gadsden	471
Melbourne Beach, Brevard	469
Indian Harbour Beach, Brevard	466
Youngstown, Bay	466
East Palatka, Putnam	461
Alva, Lee	459
Flagler Beach, Flagler	457
Bal Harbour, Dade	455
Dundee, Polk	454
Celebration, Osceola	448
Altha, Calhoun	441
Bell, Gilchrist	434
Branford, Suwannee	430
Webster, Sumter	417
Apalachicola, Franklin	417
Missing, Volusia	406

COVID-19: characteristics of 2,038,204 Florida resident cases

Data through Apr 2, 2021 verified as of Apr 3, 2021 at 09:25 AM

Data in this report are provisional and subject to change.

The table below includes the cities and counties of residence for cases in Florida residents based on the patient's ZIP Code. Note that city is not always received as part of the initial notification and may be missing while the case is being investigated.

City and county	Cases
De Leon Springs, Volusia	398
Haverhill, Palm Beach	395
Centerville, Leon	394
Archer, Alachua	391
Eagle Lake, Polk	387
Osprey, Sarasota	379
Hastings, St. Johns	369
Tequesta, Palm Beach	369
Raiford, Union	366
Floral City, Citrus	366
West Miami, Dade	366
Grand Ridge, Jackson	362
Holly Hill, Volusia	357
Ave Maria, Collier	352
Chuluota, Seminole	350
Pierson, Volusia	349
Lake Park, Palm Beach	348
Grand Island, Lake	347
Missing, Orange	342
Greenville, Madison	332
Montverde, Lake	324
Vernon, Washington	324
Indian Rocks Beach, Pinellas	321
Gotha, Orange	320
Malone, Jackson	316
Satsuma, Putnam	314
Jennings, Hamilton	314
Sebastian, Brevard	310
Kenneth City, Pinellas	309
Alafaya, Orange	304
Reddick, Marion	302
Eastpoint, Franklin	302
Malabar, Brevard	302
Bryceville, Nassau	302
Laurel Hill, Okaloosa	301
Elkton, St. Johns	301
Fort McCoy, Marion	300
Melrose, Putnam	296
Westville, Holmes	295
Lake Panasoffkee, Sumter	291
Valparaiso, Okaloosa	289
Lehigh, Lee	287
Winter Park, Seminole	285
Belleair, Pinellas	282
O Brien, Suwannee	281
Greenwood, Jackson	278
San Antonio, Pasco	278
Hallandale Beach, Broward	277
Anthony, Marion	276
Geneva, Seminole	275
Ponce De Leon, Holmes	273
Greenacres, Palm Beach	269
Morriston, Levy	266
South Pasadena, Pinellas	255
Inlet Beach, Walton	248
Sanibel, Lee	245
Eglin Air Force Base, Okaloosa	244
Fern Park, Seminole	243
Kindred, Osceola	240

COVID-19: characteristics of 2,038,204 Florida resident cases

Data through Apr 2, 2021 verified as of Apr 3, 2021 at 09:25 AM

Data in this report are provisional and subject to change.

The table below includes the cities and counties of residence for cases in Florida residents based on the patient's ZIP Code. Note that city is not always received as part of the initial notification and may be missing while the case is being investigated.

City and county	Cases
Fountain, Bay	239
University Of Central Fl, Orange	236
Lee, Madison	236
Edgewood, Orange	234
White Springs, Hamilton	232
Southport, Bay	232
Longboat Key, Manatee	230
Weirsdale, Marion	230
Saint James City, Lee	227
Hosford, Liberty	224
Islamorada, Monroe	224
Gretna, Gadsden	221
Wellborn, Suwannee	214
Astatula, Lake	212
Holt, Okaloosa	211
Mcdavid, Escambia	209
Lakewood Ranch, Manatee	209
Poinciana, Polk	204
Madeira Beach, Pinellas	201
Holmes Beach, Manatee	201
Howey-In-The-Hills, Lake	200
Bay Harbor Islands, Dade	199
Juno Beach, Palm Beach	199
Micanopy, Alachua	195
Babson Park, Polk	195
Atlantis, Palm Beach	192
Altoona, Lake	190
Mcalpin, Suwannee	189
Alford, Jackson	187
Sopchoppy, Wakulla	187
Azalea Park, Orange	187
Lake Helen, Volusia	186
Lauderdale By The Sea, Broward	185
Zellwood, Orange	184
The Villages, Marion	183
The Villages, Lake	177
Odessa, Pasco	175
Center Hill, Sumter	175
Cutler Bay, Dade	173
Viera, Brevard	170
Osteen, Volusia	170
Mangonia Park, Palm Beach	168
Summerland Key, Monroe	166
University Of Miami, Dade	165
Hypoluxo, Palm Beach	162
Bokeelia, Lee	161
Golden Beach, Dade	161
Caryville, Washington	161
Pomona Park, Putnam	159
University Of Fl, Alachua	156
Rocky Point, Hillsborough	155
Oak Hill, Volusia	154
Lutz, Pasco	153
Ponce Inlet, Volusia	153
Lockhart, Orange	152
Bay Lake, Orange	151
Grant-Valkaria, Brevard	151
Sumterville, Sumter	147
Big Pine Key, Monroe	146

COVID-19: characteristics of 2,038,204 Florida resident cases

Data through Apr 2, 2021 verified as of Apr 3, 2021 at 09:25 AM

Data in this report are provisional and subject to change.

The table below includes the cities and counties of residence for cases in Florida residents based on the patient's ZIP Code. Note that city is not always received as part of the initial notification and may be missing while the case is being investigated.

City and county	Cases
Hollister, Putnam	146
Citrus Springs, Citrus	146
Missing, Lee	142
Hiawassee, Orange	142
Clair-Mel City, Hillsborough	139
Carrollwood, Hillsborough	138
Paisley, Lake	138
Lady Lake, Sumter	135
Cloud Lake, Palm Beach	130
San Mateo, Putnam	129
Inglis, Levy	129
Baldwin, Duval	128
Christmas, Orange	128
Hampton, Bradford	126
Steinhatchee, Taylor	125
Kendall, Dade	125
Apopka, Seminole	125
West Park, Broward	125
Clarksville, Calhoun	123
Lake Hamilton, Polk	123
Matlacha, Lee	122
University Of Central Florida, Orange	120
Buena Ventura Lakes, Osceola	117
Belleair Beach, Pinellas	116
Tierra Verde, Pinellas	114
Placida, Charlotte	114
Lighthouse Point, Broward	112
Missing, St. Johns	110
Temple Terrace, Hillsborough	110
Callaway, Bay	109
Seville, Volusia	108
Missing, Pinellas	107
Panacea, Wakulla	106
Barry University, Dade	106
Saint Leo, Pasco	106
Dania Beach, Broward	105
Harmony, Osceola	104
Astor, Lake	103
Cedar Key, Levy	102
Hurlburt Field, Okaloosa	102
Lamont, Jefferson	102
Dinsmore, Duval	102
Canal Point, Palm Beach	101
Brooker, Bradford	101
City Of Sunrise, Broward	100
Missing, Sumter	100
Bradenton Beach, Manatee	99
South Fort Myers, Lee	98
Sunny Isles Beach, Dade	97
Bascom, Jackson	96
Fruit Cove, St. Johns	96
Barefoot Bay, Brevard	96
Florida Gulf Coast Univ, Lee	96
Tyndall Air Force Base, Bay	95
Waldo, Alachua	95
University Of South Florida, Hillsborough	94
Florahome, Putnam	94
Kathleen, Polk	92
Maitland, Seminole	90

COVID-19: characteristics of 2,038,204 Florida resident cases

Data through Apr 2, 2021 verified as of Apr 3, 2021 at 09:25 AM

Data in this report are provisional and subject to change.

The table below includes the cities and counties of residence for cases in Florida residents based on the patient's ZIP Code. Note that city is not always received as part of the initial notification and may be missing while the case is being investigated.

City and county	Cases
Pinetta, Madison	89
Crystal Beach, Pinellas	88
Lorida, Highlands	83
Missing, Marion	83
Fort Denaud, Hendry	82
F M, Lee	81
Princeton, Dade	80
Ocean Ridge, Palm Beach	79
Yalaha, Lake	78
Missing, St. Lucie	77
Saint Pete Beach, Pinellas	76
Welaka, Putnam	76
Boca Grande, Lee	75
Patrick Air Force Base, Brevard	75
Eatonville, Orange	75
Palma Ceia, Hillsborough	74
Missing, Lake	73
Avon Park, Polk	73
Campbellton, Jackson	72
Cudjoe Key, Monroe	69
Air Mail Facility, Dade	69
North Venice, Sarasota	69
Ochopee, Collier	69
Greensboro, Gadsden	66
Anna Maria, Manatee	65
Stock Island, Monroe	64
Missing, Duval	63
Reunion, Osceola	62
Miami Springs, Dade	61
Missing, Pasco	61
Mexico Beach, Bay	60
Missing, Palm Beach	60
North Redington Beach, Pinellas	59
Bonita Beach, Lee	59
Georgetown, Putnam	59
Northdale, Hillsborough	59
Treasure Island, Pinellas	59
Destin, Walton	59
Micco, Brevard	58
Orlando, Seminole	58
Felda, Hendry	58
Bellview, Escambia	57
Duette, Manatee	54
Missing, Santa Rosa	54
Okahumpka, Lake	54
Miami, Unknown	54
Miromar Lakes, Lee	54
Lake Suzy, Desoto	53
Walnut Hill, Escambia	53
Ona, Hardee	53
University Of Tampa, Hillsborough	52
Orlando, Dade	52
Enterprise, Volusia	52
Heathrow, Seminole	52
Singer Island, Palm Beach	52
Town N Country, Hillsborough	50
Palm Beach Shores, Palm Beach	49
Salt Springs, Marion	49
Aloma, Orange	49

COVID-19: characteristics of 2,038,204 Florida resident cases

Data through Apr 2, 2021 verified as of Apr 3, 2021 at 09:25 AM

Data in this report are provisional and subject to change.

The table below includes the cities and counties of residence for cases in Florida residents based on the patient's ZIP Code. Note that city is not always received as part of the initial notification and may be missing while the case is being investigated.

City and county	Cases
Terra Ceia, Manatee	48
Intercession City, Osceola	48
Cinco Bayou, Okaloosa	47
Highland City, Polk	45
Orlando, Osceola	45
Sewalls Point, Martin	45
Florida International Univ, Dade	45
Florence Villa, Polk	45
Green Acres, Palm Beach	45
Waverly, Polk	44
Manalapan, Palm Beach	43
Kenansville, Osceola	43
Eaton Park, Polk	43
Naranja, Dade	43
Gulf Breeze, Escambia	43
Key Colony Beach, Monroe	43
Lacoochee, Pasco	42
Village Of Wellington, Palm Beach	42
Ebro, Washington	42
Village Wellington, Palm Beach	41
Stetson University, Volusia	41
Bayonet Point, Pasco	41
Saint Johns, Duval	40
Miami, Broward	40
Cortez, Manatee	40
Missing, Broward	40
Orlando, Broward	38
Orlando, Volusia	37
Ponte Vedra, Duval	37
Florida A And M University, Leon	37
Missing, Hillsborough	36
Tice, Lee	36
Miami Shores, Dade	36
Hialeah Gardens, Dade	36
Pasadena, Pinellas	36
Orlando, Polk	35
Lakeshore, Polk	35
Bay Pines, Pinellas	35
North Bay Village, Dade	35
Highland Beach, Palm Beach	35
Siesta Key, Sarasota	34
Flemington, Marion	34
Bonaventure, Broward	34
Lulu, Columbia	33
Missing, Seminole	33
Univ Of FI Student Dorms, Alachua	33
Dowling Park, Suwannee	33
Hallandle Beach, Broward	33
Palm Shores, Brevard	33
Homeland, Polk	33
Lealman, Pinellas	32
Davenport, Osceola	32
Wekiva Springs, Seminole	32
Bagdad, Santa Rosa	32
Venus, Highlands	32
Eloise, Polk	32
Poinciana, Osceola	31
Ridge Manor, Pasco	31
Westlake, Palm Beach	31

COVID-19: characteristics of 2,038,204 Florida resident cases

Data through Apr 2, 2021 verified as of Apr 3, 2021 at 09:25 AM

Data in this report are provisional and subject to change.

The table below includes the cities and counties of residence for cases in Florida residents based on the patient's ZIP Code. Note that city is not always received as part of the initial notification and may be missing while the case is being investigated.

City and county	Cases
Bayshore Gardens, Manatee	31
Penney Farms, Clay	30
Kinard, Calhoun	30
Jupiter, Martin	30
Nocatee, Desoto	30
Mcintosh, Marion	30
Sugarloaf Key, Monroe	29
South Palm Beach, Palm Beach	29
Saint Marks, Wakulla	29
Pine Hills, Orange	29
Alturas, Polk	29
Bonita Springs, Collier	29
Horseshoe Beach, Dixie	28
Chokoloskee, Collier	28
City Of Westlake, Palm Beach	28
Pensacola Beach, Santa Rosa	28
Little Torch Key, Monroe	28
Westchase, Hillsborough	28
Orlando, Hillsborough	28
Homosassa Springs, Citrus	27
Caryville, Holmes	27
Florida State, Leon	27
Palmdale, Glades	26
Long Key, Monroe	26
Bradley, Polk	26
Indian Lake Estates, Polk	26
Fort Lauderdale, Dade	26
Missing, Monroe	25
Missing, Manatee	25
New Smyrna, Volusia	25
Earleton, Alachua	25
Pembroke Park, Broward	25
Tangerine, Orange	25
Archer, Levy	25
South Miami Heights, Dade	25
Sydney, Hillsborough	24
Labelle, Glades	24
Hawthorne, Putnam	24
Orange Lake, Marion	24
Pine Castle, Orange	24
Missing, Escambia	24
Santa Fe, Alachua	24
Goulds, Dade	24
Balm, Hillsborough	23
Missing, Indian River	23
Missing, Brevard	23
Paxton, Walton	23
Yankeetown, Levy	23
Wausau, Washington	22
Loughman, Polk	22
Florida Dept Of Corrections, Union	22
Bostwick, Putnam	22
Sparr, Marion	22
Citrus Ridge, Indian River	22
Crystal Springs, Pasco	22
Kissimmee, Orange	22
La Crosse, Alachua	22
Laud-By-The-Sea, Broward	22
Tioga, Alachua	22

COVID-19: characteristics of 2,038,204 Florida resident cases

Data through Apr 2, 2021 verified as of Apr 3, 2021 at 09:25 AM

Data in this report are provisional and subject to change.

The table below includes the cities and counties of residence for cases in Florida residents based on the patient's ZIP Code. Note that city is not always received as part of the initial notification and may be missing while the case is being investigated.

City and county	Cases
Missing, Citrus	22
Wabasso, Indian River	21
Florida International University, Dade	21
Perdido Key, Escambia	21
Missing, Okaloosa	21
Everglades City, Collier	21
Bonifay, Washington	21
Plymouth, Orange	21
Fort Ogden, Desoto	20
Redington Shores, Pinellas	20
Mango, Hillsborough	20
Union Park, Orange	20
Mexico Beach, Gulf	20
Indian River Shores, Indian River	20
Sun City, Hillsborough	20
Branford, Lafayette	20
High Springs, Gilchrist	19
Babcock Ranch, Lee	19
Candler, Marion	19
Parker, Bay	19
Ramrod Key, Monroe	19
Lowell, Marion	19
Champions Gate, Polk	19
Wildlight, Nassau	19
Wekiwa Springs, Seminole	19
Orlando, Palm Beach	19
Jensen Beach, St. Lucie	18
Missing, Collier	18
Trenton, Levy	18
Lake Buena Vista, Orange	18
Hollywood, Dade	18
Gulf Stream, Palm Beach	18
Goodland, Collier	18
Maxville, Duval	18
Boca Raton, Broward	18
Nalcrest, Polk	18
Webster, Hernando	17
Missing, Martin	17
Nichols, Polk	17
Graceville, Holmes	17
Forest City, Orange	17
Trilby, Pasco	17
Wewahitchka, Calhoun	16
Daytona Beach Shores, Volusia	16
Otter Creek, Levy	16
Woodville, Leon	16
Golden Oak, Orange	16
Jacksonville, Unknown	16
Johns Pass Village, Pinellas	16
Buckingham, Lee	16
West Panama City Beach, Bay	16
Brooksville, Pasco	16
Suwannee, Dixie	16
Mount Dora, Orange	16
Gulf Hammock, Levy	16
Hernando Beach, Hernando	16
Hutchinson Island, St. Lucie	16
Tallevast, Manatee	16
Shady Hills, Pasco	16

COVID-19: characteristics of 2,038,204 Florida resident cases

Data through Apr 2, 2021 verified as of Apr 3, 2021 at 09:25 AM

Data in this report are provisional and subject to change.

The table below includes the cities and counties of residence for cases in Florida residents based on the patient's ZIP Code. Note that city is not always received as part of the initial notification and may be missing while the case is being investigated.

City and county	Cases
Lakewood Ranch, Sarasota	15
Florida State Univ Admin, Leon	15
White Springs, Columbia	15
Missing, Bay	15
Belleair Bluffs, Pinellas	15
Eau Gallie, Brevard	15
Lake Monroe, Seminole	15
Orlando, Pinellas	15
Lake City, Suwannee	15
Winter Garden, Lake	15
Murdock, Charlotte	14
Saint Lucie West, St. Lucie	14
Orlando, Lake	14
Watersound, Walton	14
Laurel Hill, Walton	14
Village Of Palmetto Bay, Dade	14
Wahneta, Polk	14
Hillsboro Beach, Broward	14
Graham, Bradford	14
Braden River, Manatee	14
Copeland, Collier	14
Indian Creek Village, Dade	14
Gonzalez, Escambia	13
Kingsley Lake, Bradford	13
Steinhatchee, Dixie	13
Mount Plymouth, Lake	13
Roseland, Indian River	13
Choctaw Beach, Okaloosa	13
Long Boat Key, Manatee	13
Orlando, Brevard	13
Saint George Island, Franklin	13
Deer Island, Lake	13
Fort Charlotte, Charlotte	13
Hialeah, Unknown	13
Alys Beach, Bay	12
Unknown, Dade	12
Orlando, Unknown	12
Durant, Hillsborough	12
Missing, Putnam	12
Holder, Citrus	12
Los Angeles, Dade	12
Pensacola Beach, Escambia	12
Rosemary Beach, Walton	12
Ozona, Pinellas	11
Cypress, Jackson	11
Umatilla, Marion	11
Naples, Lee	11
Babcock Ranch, Charlotte	11
Greenville, Taylor	11
Missing, Unknown	11
Virginia Gardens, Dade	11
Dade City, Hernando	11
Citrus Hills, Citrus	11
Leisure City, Dade	11
Orlando, Leon	11
Deerfield Beach, Palm Beach	11
Captiva, Lee	11
Miami Gardens, Broward	11
East Lake, Marion	11

COVID-19: characteristics of 2,038,204 Florida resident cases

Data through Apr 2, 2021 verified as of Apr 3, 2021 at 09:25 AM

Data in this report are provisional and subject to change.

The table below includes the cities and counties of residence for cases in Florida residents based on the patient's ZIP Code. Note that city is not always received as part of the initial notification and may be missing while the case is being investigated.

City and county	Cases
Gibsonia, Polk	10
Redington Beach, Pinellas	10
Telogia, Liberty	10
Missing, Taylor	10
Lake Como, Putnam	10
Missing, Polk	10
University Park, Manatee	10
Grandin, Putnam	10
Orlando, Duval	10
Perrine, Dade	10
Briny Breezes, Palm Beach	10
Seacrest, Walton	10
Passport, Unknown	10
Forest City, Seminole	10
Haines Creek, Lake	10
Missing, Nassau	10
Lamont, Madison	9
Lloyd, Jefferson	9
Rubonia, Manatee	9
Elfers, Pasco	9
Fanning Springs, Gilchrist	9
Day, Lafayette	9
Basinger, Okeechobee	9
Grant Valkaria, Brevard	9
Nobleton, Hernando	9
Saint Augustine, Duval	9
West Delray Beach, Palm Beach	9
Beverly Beach, Flagler	9
Saint Augustine Beach, St. Johns	9
Putnam Hall, Putnam	9
Ferndale, Lake	9
Scottsmoor, Brevard	9
Sea Ranch Lakes, Broward	9
Palma Sola, Manatee	9
Innovation, Pasco	9
Cottdale, Washington	9
Barberville, Volusia	9
Jerome, Collier	8
Ponce De Leon, Walton	8
Goldenrod, Seminole	8
Fairfield, Marion	8
Fort Walton Beach, Unknown	8
Cross Creek, Alachua	8
Indian Shores, Pinellas	8
Palm City, St. Lucie	8
Seybold, Dade	8
Holt, Santa Rosa	8
White City, Gulf	8
Worthington Springs, Union	8
Pine Ridge, Citrus	8
Evinston, Alachua	8
Orange Springs, Marion	8
Salem, Taylor	8
Keystone Heights, Bradford	8
Ybor City, Hillsborough	8
Orlando, Pasco	7
Longboat Key, Sarasota	7
Fernandina, Nassau	7
Port Saint John, Brevard	7

COVID-19: characteristics of 2,038,204 Florida resident cases

Data through Apr 2, 2021 verified as of Apr 3, 2021 at 09:25 AM

Data in this report are provisional and subject to change.

The table below includes the cities and counties of residence for cases in Florida residents based on the patient's ZIP Code. Note that city is not always received as part of the initial notification and may be missing while the case is being investigated.

City and county	Cases
Orange Park, Duval	7
Missing, Flagler	7
Anastasia Island, St. Johns	7
Switzerland, St. Johns	7
Maitland, Volusia	7
Aripeka, Pasco	7
Valkaria, Brevard	7
Orlando, Alachua	7
Quail Heights, Dade	7
River Ranch, Polk	7
Niceville, Walton	7
Okeechobee, Glades	7
Fort Lauderdale, Unknown	7
Missing, Sarasota	7
Missing, Clay	7
Missing, Walton	6
Labelle, Lee	6
Ridge Manor Estates, Sumter	6
Maitland, Hillsborough	6
Winter Park, Polk	6
Winderemere, Orange	6
Hialeah, Broward	6
Grove City, Charlotte	6
Bruce, Holmes	6
Coco River, Collier	6
Eglin, Okaloosa	6
Punta Gorda, Lee	6
Deland, Lake	6
Missing, Hernando	6
Orlando, Flagler	6
Orlando, Marion	6
Sunny Hills, Washington	6
East Rockland Key, Monroe	6
Mayport Naval Station, Duval	6
Lake Butler, Bradford	6
Bradenton, Sarasota	6
Inglis, Citrus	6
Maitland, Osceola	6
Weirsdale, Lake	6
Morriston, Marion	6
Missing, Osceola	6
Duck Key, Monroe	6
Newberry, Gilchrist	6
Orchid, Indian River	6
Pensacola, Unknown	6
Miccosukee, Leon	6
Glenwood, Volusia	6
Clarcona, Orange	5
Okeechobee, Osceola	5
PSI, Unknown	5
Pompano Beach, Unknown	5
San Carlos Park, Lee	5
University Of Central Fl, Hillsborough	5
Bayou George, Bay	5
Boynton Beach, Broward	5
Miramar, Dade	5
Miami Gardens, Unknown	5
Kissimmee, Unknown	5
Fort Lauderdale, Palm Beach	5

COVID-19: characteristics of 2,038,204 Florida resident cases

Data through Apr 2, 2021 verified as of Apr 3, 2021 at 09:25 AM

Data in this report are provisional and subject to change.

The table below includes the cities and counties of residence for cases in Florida residents based on the patient's ZIP Code. Note that city is not always received as part of the initial notification and may be missing while the case is being investigated.

City and county	Cases
Jacksonville Naval Air Station, Duval	5
Wakulla Springs, Wakulla	5
Oneco, Manatee	5
Orlando, Manatee	5
Pompano Beach, Palm Beach	5
N/A, Unknown	5
Ocoee, Lake	5
Okeechobee, Martin	5
Miami Beach, Unknown	5
Missing, Alachua	5
Alys Beach, Walton	5
Point Washington, Walton	5
University Of Central Fl, Martin	5
Williston, Marion	5
Milton, Escambia	5
Missing, Leon	5
Shady Grove, Taylor	5
Inlet Beach, Bay	5
Mayport, Duval	5
Pass, Unknown	5
Stuart, St. Lucie	5
Miami, Palm Beach	5
Ebro, Bay	5
Lake Worth, Broward	5
Westchester, Dade	5
Mid Florida, Seminole	5
Ocean Breeze, Martin	5
Port Salerno, Martin	5
Missing, Highlands	5
Missing, Columbia	5
Glen Ridge, Palm Beach	4
Coconut Creek, Palm Beach	4
Pensacola, Santa Rosa	4
Margate, Unknown	4
Melrose, Bradford	4
Los Angeles, Broward	4
Highland Park, Polk	4
Jacksonville, Dade	4
Live Oak, Madison	4
Loxahatchee Groves, Palm Beach	4
West Bradenton, Manatee	4
Port Charlotte, Unknown	4
Greenville, Jefferson	4
Marina Del Rey, Dade	4
Oklawaha, Marion	4
Sandestin, Walton	4
Seacrest, Bay	4
Pompano Beach, Dade	4
Bella Collina, Lake	4
Bonnie, Dade	4
Delray Beach, Broward	4
El Jobean, Charlotte	4
Naples, Unknown	4
Marathon Shores, Monroe	4
High Springs, Columbia	4
Hinsdale, Manatee	4
Jonesville, Alachua	4
International Service Center, Dade	4
Indian Rock Beach, Pinellas	4

COVID-19: characteristics of 2,038,204 Florida resident cases

Data through Apr 2, 2021 verified as of Apr 3, 2021 at 09:25 AM

Data in this report are provisional and subject to change.

The table below includes the cities and counties of residence for cases in Florida residents based on the patient's ZIP Code. Note that city is not always received as part of the initial notification and may be missing while the case is being investigated.

City and county	Cases
Island Grove, Alachua	4
Hollywood, Unknown	4
Bowling Green, Polk	4
Cypress Gardens, Polk	4
Branford, Gilchrist	4
Cape Haze, Charlotte	4
Clewiston, Palm Beach	4
Conch Key, Monroe	4
Lazy Lake, Broward	4
Lamont, Taylor	4
Sugarloaf, Monroe	4
Wacissa, Jefferson	4
Westville, Walton	3
Pembroke Lakes, Broward	3
Orlo Vista, Orange	3
Milligan, Okaloosa	3
Land O Lakes, Hillsborough	3
Lady Lake, Marion	3
Jacksonville , Duval	3
Fisher Island, Unknown	3
Homeless, Hillsborough	3
Bay Harbor Islands, Unknown	3
Brooklyn, Broward	3
Ft Pierce, St. Lucie	3
Chicago, Lee	3
Coraopolis, Citrus	3
Champions Gate, Osceola	3
Bristol, Calhoun	3
Jacksonville, Alachua	3
Sorrento, Orange	3
Stuart, Palm Beach	3
North Fort Myers, Charlotte	3
Crestview, Walton	3
Cross Key, Monroe	3
Cape San Blas, Gulf	3
Apopka, Lake	3
Green Cove Springs, Duval	3
Fernandina Beach, Duval	3
Fpo, Duval	3
Mayport Naval Housing, Duval	3
Monticello, Madison	3
Plantation Key, Monroe	3
Samoset, Manatee	3
San Fernando, Unknown	3
Vernon, Bay	3
Julington Creek, St. Johns	3
Jupiter Island, Martin	3
Marco Island, Lee	3
Miramar, Unknown	3
Alford, Washington	3
Altamonte Springs, Orange	3
Pass-A-Grille, Pinellas	3
Pembroke Pines, Unknown	3
Ocean Reef Club, Monroe	3
Winter Park, Volusia	3
Vero Beach, St. Lucie	3
Miami Shores, Broward	3
Tampa Palms, Hillsborough	3
Tampa, Pinellas	3

COVID-19: characteristics of 2,038,204 Florida resident cases

Data through Apr 2, 2021 verified as of Apr 3, 2021 at 09:25 AM

Data in this report are provisional and subject to change.

The table below includes the cities and counties of residence for cases in Florida residents based on the patient's ZIP Code. Note that city is not always received as part of the initial notification and may be missing while the case is being investigated.

City and county	Cases
Pineland, Lee	3
Tarpon Springs, Pasco	3
Winter Garden, Seminole	3
Jacksonville, Clay	3
Ludlam, Dade	3
Laurel, Sarasota	3
Bronx, Seminole	3
Clermont, Orange	3
Clermont, Polk	3
Port Saint Lucie, Martin	3
Saint Augusaintine Beach, St. Johns	3
Palm Coast, Volusia	3
Missing, Jackson	3
West Palm Beach, Broward	3
Village Of Golf, Palm Beach	3
Wildwood, Marion	3
Saint Petersburg, Hillsborough	3
Loxahatchee, Broward	3
Lynbrook, Broward	3
Lakeland, Hillsborough	3
Miami, Orange	3
Hallandale Beach, Unknown	3
Immokalee, Lee	3
Lake Geneva, Clay	3
Lake City, Duval	3
Fort Myers, Unknown	3
Bradington, Manatee	3
Blountstown, Liberty	3
Inverness, Polk	3
Pass, Dade	3
Vero Beach, Brevard	3
Orem, Palm Beach	3
Pp, Dade	3
Pp, Unknown	3
Woodside, Broward	3
Brewton, Escambia	3
Apopka, Broward	3
Maitland, Polk	3
Lake Harbor, Palm Beach	3
Lanark Village, Franklin	3
Maitland, Lake	2
Hialeah Lakes, Dade	2
Hialeah, Orange	2
Jan Phyl Village, Polk	2
Moore Haven, Hendry	2
Naples, Broward	2
Cassadaga, Volusia	2
Fort Walton Beach, Walton	2
Duke Field Air Force Station, Okaloosa	2
Dunnellon, Levy	2
Yalhala, Lake	2
University Of Central Florida, Palm Beach	2
University Of Central Florida, Pinellas	2
Wimauma, Manatee	2
Provo, Broward	2
Portland, Unknown	2
Sumatra, Liberty	2
University Of Central Florida, Broward	2
Saint Teresa, Wakulla	2

COVID-19: characteristics of 2,038,204 Florida resident cases

Data through Apr 2, 2021 verified as of Apr 3, 2021 at 09:25 AM

Data in this report are provisional and subject to change.

The table below includes the cities and counties of residence for cases in Florida residents based on the patient's ZIP Code. Note that city is not always received as part of the initial notification and may be missing while the case is being investigated.

City and county	Cases
West Point, Lee	2
Orlando, Okaloosa	2
Maitland, Pasco	2
Madison, Unknown	2
Ocala, Unknown	2
Miamt, Dade	2
Florida Power & Light Co, Dade	2
Chipley, Jackson	2
Amelia City, Nassau	2
Apopka, Unknown	2
Alligator Point, Wakulla	2
Blountstown, Jackson	2
Alligator Point, Franklin	2
Coconut Creek, Unknown	2
Crawfordville, Leon	2
Daytona Beach, Unknown	2
Eatonville, Lake	2
Lawtey, Union	2
Hallandale Beach, Dade	2
Miami Beach, Broward	2
Lutz, Pinellas	2
Los Angeles, Okaloosa	2
Louisville, Manatee	2
Seven Springs, Pasco	2
Upper Key Largo, Monroe	2
University Of Central Florida, Brevard	2
West Villages, Sarasota	2
Zellwood, Lake	2
Mount Pleasant, Gadsden	2
Navarre, Okaloosa	2
None, Dade	2
Phoenix, Lake	2
Doctors Inlet, Clay	2
Bonifay, Jackson	2
Bonnie, Sarasota	2
Lecanto, Marion	2
Lake Helen, Orange	2
Maitland, Leon	2
Melrose, Alachua	2
Fort Myers, Collier	2
Fort Pierce, Martin	2
Winter Park, Leon	2
Weston, Dade	2
West Palm Beach, Dade	2
Orlando, Charlotte	2
Palm Springs North, Dade	2
Redland, Dade	2
Olustee, Baker	2
Orlando, Santa Rosa	2
Venice, Dade	2
West Palm Beach, Unknown	2
Winter Springs, Orange	2
Windermere, Hillsborough	2
Okeechobee, Highlands	2
Orlando, Escambia	2
Pompano Beach, Osceola	2
Port Charlotte, Lee	2
Port St. Lucie, St. Lucie	2
Sand Lake, Orange	2

COVID-19: characteristics of 2,038,204 Florida resident cases

Data through Apr 2, 2021 verified as of Apr 3, 2021 at 09:25 AM

Data in this report are provisional and subject to change.

The table below includes the cities and counties of residence for cases in Florida residents based on the patient's ZIP Code. Note that city is not always received as part of the initial notification and may be missing while the case is being investigated.

City and county	Cases
University Of Central Fl, Seminole	2
Union, Manatee	2
Swansea, Lee	2
At Large, Broward	2
Boys Ranch, Suwannee	2
Fort Pierce, Brevard	2
Graceville, Unknown	2
Eatonville, Polk	2
Mims, Volusia	2
New Port Richey, Hillsborough	2
Longwood, Unknown	2
Miami, Martin	2
Long Beach, Orange	2
Labelle, Collier	2
Jena, Taylor	2
Lauderhill, Unknown	2
Port Canaveral, Brevard	2
Sarasota, Unknown	2
Sunrise, Unknown	2
Seguin, Unknown	2
Tampa, Broward	2
Tarpon Springs, Hillsborough	2
Orlando, St. Lucie	2
Oakland Park, Unknown	2
North Miami Beach, Broward	2
Marysville, Dade	2
Lake Clarke Shores, Palm Beach	2
Callahan, Duval	2
Dade City, Unknown	2
Cibolo, Orange	2
Claysville, Hernando	2
Crescent Beach, Sarasota	2
Fl State Univ Student, Leon	2
Defuniak Springs, Okaloosa	2
Defuniak Springs, Unknown	2
Noma, Holmes	2
Ormond Beach, Flagler	2
Panama City, Unknown	2
Pembroke Pines, Dade	2
Summerfield, Unknown	2
Tampa, Hernando	2
Sharpes, Brevard	2
Saint Lucie Village, St. Lucie	2
Sebring, Desoto	2
Vero Beach, Unknown	2
Yeehaw, Okeechobee	2
Wauchula, Desoto	2
Jacksonville Naval Hospital, Duval	2
Hosford, Calhoun	2
Longview, Dade	2
Marina Del Rey, Broward	2
Melrose, Clay	2
Mesa, Unknown	2
Aventura, Broward	2
000000, Unknown	2
Dfafs, Okaloosa	2
Fort Lauderdale, Alachua	2
Deerfield Beach, Unknown	2
Doral, Unknown	2

COVID-19: characteristics of 2,038,204 Florida resident cases

Data through Apr 2, 2021 verified as of Apr 3, 2021 at 09:25 AM

Data in this report are provisional and subject to change.

The table below includes the cities and counties of residence for cases in Florida residents based on the patient's ZIP Code. Note that city is not always received as part of the initial notification and may be missing while the case is being investigated.

City and county	Cases
Carl Fisher, Dade	2
Cross City, Taylor	2
Jupiter, Dade	2
Micanopy, Marion	2
Lakeland, Unknown	2
Port Saint Lucie, Palm Beach	2
Red Bay, Holmes	2
Saint Marys, Nassau	2
Windermere, Lake	2
Sutton, Pasco	2
Sweetwater, Manatee	1
Syracuse, Polk	1
Tallahassee, Dade	1
Tamarac, Dade	1
Tampa, Unknown	1
Tavares, Orange	1
Tequesta, Martin	1
Topsham, Manatee	1
Town Of Nocatee, St. Johns	1
Troy, Manatee	1
Unkn, Duval	1
Waipahu, Santa Rosa	1
Ward, Polk	1
Wellborn, Columbia	1
Sunbright, Palm Beach	1
Winter Garden, Duval	1
Woodbine, Nassau	1
West Aplm Beach, Palm Beach	1
West Yarmouth, St. Lucie	1
Venetian Islands, Dade	1
Yulee, St. Johns	1
Zephyrhills, Hillsborough	1
Rileyville, Flagler	1
Saint Joseph, Volusia	1
San Antonio, Orange	1
Sanford, Unknown	1
Seminole, Leon	1
Suitland, Volusia	1
Shalimar, Unknown	1
Shirley, Flagler	1
Prattville, Hillsborough	1
Prestonsburg, Bay	1
Quincy, Jackson	1
Rapid City, Broward	1
Russellville, Bay	1
Sagamore Beach, Charlotte	1
Saint Augustine, Broward	1
Saint Cloud, Palm Beach	1
Petersburg, Manatee	1
Piasa, Putnam	1
Oldsmar, Hillsborough	1
Olean, Alachua	1
North Palm Beach, Orange	1
Northport, Sarasota	1
Oakland, Lee	1
Missing, Levy	1
Myakka City, Sarasota	1
New Middletown, Hillsborough	1
New Port Richey, Pinellas	1

COVID-19: characteristics of 2,038,204 Florida resident cases

Data through Apr 2, 2021 verified as of Apr 3, 2021 at 09:25 AM

Data in this report are provisional and subject to change.

The table below includes the cities and counties of residence for cases in Florida residents based on the patient's ZIP Code. Note that city is not always received as part of the initial notification and may be missing while the case is being investigated.

City and county	Cases
New Port Richey, Unknown	1
Newberry, Marion	1
Newtown, Lake	1
Other, Dade	1
Palm Beach Gardens, Unknown	1
Palmetto Bay, Palm Beach	1
Palmetto, Pasco	1
Parma, Manatee	1
Pass-A-Grille Beach, Pinellas	1
Matawan, Palm Beach	1
Mckinney, Broward	1
Miamc, Dade	1
Milford, Lee	1
Missing, Okeechobee	1
Monroe Township, Palm Beach	1
Monroe, Lee	1
Moore Haven, Okeechobee	1
Morrisville, Unknown	1
Lake Butler, Alachua	1
Kingsland, Nassau	1
Knoxville, Bay	1
Ldhl, Broward	1
Las Vegas, Palm Beach	1
Longwood, Volusia	1
Lincoln, St. Lucie	1
Little Neck, Lee	1
Jupiter, St. Lucie	1
Kenilworth, Leon	1
Key West, Duval	1
Keys West, Unknown	1
Jacksonville, Orange	1
Jefferson, Dade	1
Jonesboro, Leon	1
Intrcsion Cty, Osceola	1
Inverness, Marion	1
Inwood, Broward	1
Irvine, Marion	1
Istachatta, Hernando	1
Homeless, Monroe	1
Homeless, Pinellas	1
Howell, Dade	1
Hudson, Hernando	1
Hoclywsod, Dade	1
Holiday, Pinellas	1
Hernando, Marion	1
Hialeah, Collier	1
Indian Rocks Beach, Duval	1
Indiantown, Palm Beach	1
Inglewood, Sarasota	1
Dallas, Hernando	1
Dearborn, Broward	1
Deer Park, Dade	1
Carmel, Orange	1
Cedar Springs, Hernando	1
Caracas, Dade	1
Coconut Ck, Unknown	1
Chicago, Unknown	1
Brooklyn, Dade	1
Brooklyn, Lee	1

COVID-19: characteristics of 2,038,204 Florida resident cases

Data through Apr 2, 2021 verified as of Apr 3, 2021 at 09:25 AM

Data in this report are provisional and subject to change.

The table below includes the cities and counties of residence for cases in Florida residents based on the patient's ZIP Code. Note that city is not always received as part of the initial notification and may be missing while the case is being investigated.

City and county	Cases
Bonnie, Broward	1
Boston, Broward	1
Bel Air, Collier	1
Apopka, Clay	1
Asheville, Highlands	1
Astoria, Broward	1
Atmore, Escambia	1
Bartow, Hardee	1
O, Manatee	1
Acworth, Okaloosa	1
Alachua, Duval	1
Alpharetta, Broward	1
Downingtown, Broward	1
Downingtown, Hillsborough	1
Dpo, Santa Rosa	1
Dunedin, Unknown	1
Deerfield, Dade	1
Deland, Seminole	1
Dayton, Lake	1
Daytona Beach, Pinellas	1
Erie, Monroe	1
East Palatka, Hillsborough	1
Eastpoint, Leon	1
Deltona, Seminole	1
Fort Lauderdale, Leon	1
Fort Myers, Sarasota	1
Fort Pierce, Palm Beach	1
Fort White, Clay	1
Garden City, Alachua	1
Gaylord, Orange	1
Gotcha, Orange	1
Greensburg, Palm Beach	1
Haines City, Osceola	1
Hallandale, Unknown	1
Helen, Bay	1
Crossings, Unknown	1
Davenport, Lake	1
Davie, Unknown	1
Dayton, Orange	1
Dearborn Heights, Hillsborough	1
Edgewood, Broward	1
Elkton, Putnam	1
Chesterfield, Broward	1
Carteret, Polk	1
Cincinnati, Dade	1
Connellsville, Highlands	1
Armstrong, St. Johns	1
Atl, Brevard	1
Alva, Escambia	1
Andalusia, Escambia	1
Arcadia, Highlands	1
Baker, Santa Rosa	1
Belleville, Palm Beach	1
Belmont, Santa Rosa	1
Blountstown, Broward	1
Bronson, Alachua	1
Brooker, Alachua	1
Bradenton, Clay	1
Brandon, Pinellas	1

COVID-19: characteristics of 2,038,204 Florida resident cases

Data through Apr 2, 2021 verified as of Apr 3, 2021 at 09:25 AM

Data in this report are provisional and subject to change.

The table below includes the cities and counties of residence for cases in Florida residents based on the patient's ZIP Code. Note that city is not always received as part of the initial notification and may be missing while the case is being investigated.

City and county	Cases
Bonita, Lee	1
Bocaraten, Palm Beach	1
Middletown, Osceola	1
Missing, Gilchrist	1
Monroe, Hillsborough	1
Nantucket, Palm Beach	1
New Vernon, Palm Beach	1
Mayaguez, Dade	1
Macclenny, Duval	1
Mantua, Broward	1
Longwood, Broward	1
Lucedale, St. Lucie	1
Kure Beach, Monroe	1
Lakeland, Palm Beach	1
Jacksonville, Nassau	1
Hudson, Pinellas	1
Hoosick Falls, Broward	1
Indian Rock Beach, Palm Beach	1
Interlachen, Duval	1
Kechi, Orange	1
Fort Myers, Broward	1
Florala, Okaloosa	1
Forestville, Volusia	1
Gibsonton, Unknown	1
Gainesville, Okaloosa	1
Gainesville, Unknown	1
Greenbrier, Bay	1
Groveland, Orange	1
Hialeahgardens, Dade	1
Hiram, Leon	1
Westlake Village, Unknown	1
White Plains, Broward	1
Whites Creek, Leon	1
Windermere, Volusia	1
Wtixrat, Dade	1
Watersound, Bay	1
Unk, Duval	1
Ventura, Orange	1
University Of Central Florida, Lee	1
Trenton, Dixie	1
Unknown, Unknown	1
Toms River, Lee	1
Tourist, Dade	1
Seffenner, Hillsborough	1
Seminole, Lee	1
Saint Petersburg, Charlotte	1
Puerto Rico, Unknown	1
Punta Gorda, Unknown	1
Randolph, Orange	1
Rivera Beach, Palm Beach	1
Saint Augustine, Flagler	1
Sunrtise, Dade	1
Tallahassee, Madison	1
Stratford, Broward	1
Pembroke Pines, Orange	1
Pensacola, Sumter	1
Paducah, Manatee	1
Palm Coast, Unknown	1
Perth Amboy, Hillsborough	1

COVID-19: characteristics of 2,038,204 Florida resident cases

Data through Apr 2, 2021 verified as of Apr 3, 2021 at 09:25 AM

Data in this report are provisional and subject to change.

The table below includes the cities and counties of residence for cases in Florida residents based on the patient's ZIP Code. Note that city is not always received as part of the initial notification and may be missing while the case is being investigated.

City and county	Cases
Port Orange, Brevard	1
Powell, Lee	1
Newberry, Levy	1
North Laud, Unknown	1
Ocala, Citrus	1
Ocoee, Unknown	1
Odessa, Dade	1
Oldsrav, Manatee	1
Orlando, Jackson	1
Orlando, Lee	1
Dona Vista, Lake	1
East Setauket, Palm Beach	1
El Dorado, Palm Beach	1
Fleming Island, Duval	1
Fellsmere, Brevard	1
Crestview, Broward	1
Clearwater, Leon	1
Charlotte, Alachua	1
Dalecity, Okaloosa	1
Daytona Beach, Orange	1
Deerfield Beach, Polk	1
Crystal River, Marion	1
Crystal River, Unknown	1
Canton, Duval	1
Cantonment, Santa Rosa	1
Cape Coral, Unknown	1
Brunswick, Polk	1
Bryceville, Duval	1
Bradenton, Lee	1
Boca Raton, Dade	1
Boca Raton, Madison	1
Bogota, Unknown	1
Bal Harbour, Broward	1
Atlanta, Walton	1
Attalla, Broward	1
Auburn, Palm Beach	1
Autaugaville, Broward	1
Apopka, Volusia	1
Alachua, Suwannee	1
Alafaya, Broward	1
Alafaya, Pinellas	1
Lake Forest, Collier	1
Key West, Palm Beach	1
Kilgore, Dade	1
Land O Lakes, Unknown	1
Lawton, Okaloosa	1
Levittown, Palm Beach	1
Lima, Manatee	1
Lima, Volusia	1
Jacksonville, Baker	1
Jacksonville, Marion	1
Jupiter Inlet, Palm Beach	1
Jzx, Unknown	1
Irmo, Unknown	1
Macclenny, Dixie	1
Madison, Jefferson	1
Maitland, Collier	1
Miami Dade, Unknown	1
Merrick, Palm Beach	1

COVID-19: characteristics of 2,038,204 Florida resident cases

Data through Apr 2, 2021 verified as of Apr 3, 2021 at 09:25 AM

Data in this report are provisional and subject to change.

The table below includes the cities and counties of residence for cases in Florida residents based on the patient's ZIP Code. Note that city is not always received as part of the initial notification and may be missing while the case is being investigated.

City and county	Cases
Metter, Manatee	1
Miami, Osceola	1
Miamiardens, Unknown	1
Miamksaohes, Dade	1
Florida City, Unknown	1
Fort Lauderdale, Collier	1
Fort Myers, Alachua	1
Gainesville, Levy	1
Glen Cove, Unknown	1
Glen Saint Mary, Duval	1
Golden Oak, Hillsborough	1
Golf, Palm Beach	1
Great Neck, Dade	1
Greensboro, Leon	1
Immokalee, Walton	1
North Brunswick, St. Lucie	1
North Grafton, Dade	1
North Lauderdale, Unknown	1
Ocala, Duval	1
North Porte, Unknown	1
Notrealville, Polk	1
Okeechobi, Unknown	1
Monument, Broward	1
Morrisville, Palm Beach	1
Myrtle Beach, Broward	1
Nashville, Palm Beach	1
Mokena, Lee	1
Orlando, Walton	1
Oviedo, Lake	1
Pensacola, Dade	1
Panomo City, Bay	1
Parrish, Sarasota	1
Orlando, St. Johns	1
Orem, Dade	1
Orlando, Citrus	1
Orlando, Collier	1
Orlando, Hernando	1
Plantation, Leon	1
Pooler, Broward	1
Port St. Lucie, Unknown	1
Punta Gorda, Sarasota	1
Putnam, Putnam	1
Ridgewood, Lee	1
Roayl Palm Beach, Palm Beach	1
Roseville, Broward	1
Rye, Palm Beach	1
Saint Petersburg, Bay	1
Syracuse, Unknown	1
Tinley Park, Manatee	1
Twentynine Palms, Broward	1
Waukesha, Volusia	1
Venezuela, Unknown	1
South Miami, Broward	1
Surprise, Unknown	1
St Cloud, Orange	1
St Helena Is, Dade	1
San Marcos, Unknown	1
Vernon, Walton	1
West Miami, Unknown	1

COVID-19: characteristics of 2,038,204 Florida resident cases

Data through Apr 2, 2021 verified as of Apr 3, 2021 at 09:25 AM

Data in this report are provisional and subject to change.

The table below includes the cities and counties of residence for cases in Florida residents based on the patient's ZIP Code. Note that city is not always received as part of the initial notification and may be missing while the case is being investigated.

City and county	Cases
Whippany, Volusia	1
Xifamk, Dade	1
Wilmington, Charlotte	1
Windermere, Alachua	1
Winfield, Hillsborough	1
Winter Garden, Unknown	1
Winter Park, Brevard	1
Winter Park, Unknown	1
Litchfield Park, Monroe	1
Littleton, St. Johns	1
Lake Worth, Unknown	1
Lake In The Hills, Broward	1
Jupiter, Pinellas	1
Kansas City, Palm Beach	1
Kathleen, Pasco	1
Indianapolis, Lee	1
Gwynn Oak, Polk	1
Mattoon, Lee	1
Milford, Bay	1
Milford, Unknown	1
Los Angeles, Orange	1
Maitland, Palm Beach	1
Marianna, Leon	1
Marianna, Washington	1
Mary Esther, Hillsborough	1
Newaygo, Charlotte	1
North Port, Charlotte	1
New Canaan, Dade	1
Na, Dade	1
Melbourne, Volusia	1
Missing, Franklin	1
Denton, Broward	1
Destin, Bay	1
Clearwater, Hillsborough	1
Coal City, Pasco	1
Crescent City, Marion	1
Crestview, Unknown	1
Commerce Township, Manatee	1
Coral Gables , Dade	1
Crawfordville, Alachua	1
Fort Lauderdale, Lee	1
Eureka, Flagler	1
Evansville, Citrus	1
Fort Worth, Broward	1
Franklin, Orange	1
Frostproof, Highlands	1
Gainesville, Palm Beach	1
Gainesville, Santa Rosa	1
Brewster, Palm Beach	1
Brownsville, Escambia	1
Bonnie, St. Johns	1
Belleair Bluffs, Unknown	1
Celebration, Orange	1
Chicago, Broward	1
Choctaw Beach, Unknown	1
Austin, Dade	1
Apo, Collier	1
Big Torch Key, Monroe	1
Black, Holmes	1

COVID-19: characteristics of 2,038,204 Florida resident cases

Data through Apr 2, 2021 verified as of Apr 3, 2021 at 09:25 AM

Data in this report are provisional and subject to change.

The table below includes the cities and counties of residence for cases in Florida residents based on the patient's ZIP Code. Note that city is not always received as part of the initial notification and may be missing while the case is being investigated.

City and county	Cases
Boca Raton, Lee	1
Bonifay, Unknown	1
8852 Teacher Ln, Pasco	1
Addison, Pasco	1
Apopka, Citrus	1
Apopka, Hillsborough	1
Arabi, Orange	1
Tampa, Duval	1
Surfside Beach, Orange	1
Summerdale, Escambia	1
Sun City Center, Lee	1
Tavares, Unknown	1
Temple, Palm Beach	1
Saint Charles, Orange	1
St Peterburg, Orange	1
Stiamk, Dade	1
Scottsdale, Brevard	1
Scottsdale, Palm Beach	1
Roswell, Bay	1
Ruskin, Dade	1
Ruskin, Manatee	1
Saint Petersburg, Duval	1
Saint Petersburg, Manatee	1
Port Saint Lucie, Marion	1
Port St Luice, Unknown	1
Pensacola Naval Hospital, Escambia	1
Pittsburgh, Alachua	1
Plymouth, Pasco	1
Okeechobee, Unknown	1
Oviedo, Orange	1
Pace, Escambia	1
Painted Post, Pasco	1
Palatka, Marion	1
Winnetka, Dade	1
Winter Garden, Osceola	1
Winter Haven, Osceola	1
Winter Park, Duval	1
Winter Park, Palm Beach	1
Weston, Unknown	1
Wildwood, Lee	1
Willington, Lee	1
Winter Springs, Polk	1
Youngstown, Washington	1
West Hollywood, Broward	1
Wakefield, Broward	1
Waverly, Duval	1
Wabasha, Clay	1
Unknown, Duval	1
Upland, Manatee	1
Valrico, Polk	1
Palm Coast, Duval	1
Orlando, Union	1
Ovido, Seminole	1
Oxford, Palm Beach	1
Opalocka, Dade	1
North Canton, Palm Beach	1
Oakland, Leon	1
Ocala, Alachua	1
Okeechobee, St. Lucie	1

COVID-19: characteristics of 2,038,204 Florida resident cases

Data through Apr 2, 2021 verified as of Apr 3, 2021 at 09:25 AM

Data in this report are provisional and subject to change.

The table below includes the cities and counties of residence for cases in Florida residents based on the patient's ZIP Code. Note that city is not always received as part of the initial notification and may be missing while the case is being investigated.

City and county	Cases
Miami, Collier	1
Miami, St. Lucie	1
Marshall, Palm Beach	1
New Richmond, Volusia	1
Newark, Sumter	1
Rio Dell, Volusia	1
Rochelle, Volusia	1
Port Orange, Unknown	1
Port Saint Lucie, Orange	1
Princeton, Alachua	1
Provincetown, Collier	1
Panama City, Walton	1
Perry, Leon	1
Perth Amboy, Monroe	1
Tampa, Volusia	1
Spring Park, Alachua	1
Steinhatchee, Madison	1
South Burlington, Orange	1
Shannon, Collier	1
Soddy Daisy, Broward	1
Soldotna, Broward	1
Saint Cloud, Lee	1
Saint Johns, Orange	1
San Antonio, Sarasota	1
San Antonio, Unknown	1
Sanford, Volusia	1
Wheaton, Lee	1
Wilmington, Broward	1
Winter Park, Osceola	1
Wood River, Polk	1
Worcester, Palm Beach	1
Winter Park, Alachua	1
Tangerine, Seminole	1
Tewksbury, Orange	1
Toms River, Dade	1
Wesley Chapel, Alachua	1
Umatilla, Alachua	1
University Of Central Florida, Monroe	1
Virginia Beach, Hernando	1
Waco, Broward	1
Washington, Broward	1
Floral, Escambia	1
Grassy Key, Monroe	1
Gainesville, Baker	1
Gilmer, Dade	1
Jacksonville, Manatee	1
Haverford, Hillsborough	1
Herrin, Orange	1
Jamaica, Broward	1
Jersey City, Polk	1
Jupiter, Unknown	1
Kingsland, Duval	1
Kissimmee, Brevard	1
Miamf, Dade	1
Miami G, Dade	1
Marianna, Calhoun	1
Los Angeles, Palm Beach	1
Lyndhurst, Broward	1
Magnolia Square, Osceola	1

COVID-19: characteristics of 2,038,204 Florida resident cases

Data through Apr 2, 2021 verified as of Apr 3, 2021 at 09:25 AM

Data in this report are provisional and subject to change.

The table below includes the cities and counties of residence for cases in Florida residents based on the patient's ZIP Code. Note that city is not always received as part of the initial notification and may be missing while the case is being investigated.

City and county	Cases
Maitland, Alachua	1
Lake In The Hills, Columbia	1
Lake Placid, Alachua	1
Lake Worth Beach, Broward	1
Lemoyne, Manatee	1
Lawrence Township, Palm Beach	1
Lander, Citrus	1
Las Vegas, Orange	1
Bryant, Alachua	1
Bronx, Broward	1
Buffalo, Palm Beach	1
Carol Stream, Orange	1
Castleberry, Escambia	1
Charlotte, Pasco	1
Apo, Pasco	1
Apopka, Flagler	1
99, Unknown	1
Alanson, Bay	1
Aollywoss, Dade	1
Boca Raton, Unknown	1
Bohealia, Lee	1
Blowing Rock, Polk	1
Belleair, Hillsborough	1
Dorchester, Orange	1
Deland, Polk	1
Dallas, Lee	1
De Leon Springs, Putnam	1
Dearborn, Lee	1
Estero, Collier	1
Fanning Springs, Levy	1
Fargo, Unknown	1
Felton, Manatee	1
Clear Brook, Lee	1
Crestview, Holmes	1
Cumberland, Palm Beach	1
Dade City, Hillsborough	1
College Station, Lake	1
Columbus, Brevard	1
Cookeville, Seminole	1
Saint Cloud, Unknown	1
Saint Johns, Unknown	1
Rye, Duval	1
Rex, Duval	1
Potomac, Palm Beach	1
Port Everglades, Broward	1
Parker, Dade	1
Parker, Leon	1
Palm Coast, Polk	1
Peoria, Unknown	1
Plantation, Orange	1
Pompano Beach, Martin	1
Orlando, Columbia	1
Orlando, Indian River	1
Orlando, Sarasota	1
Ormond Beach, Unknown	1
Oviedo, Brevard	1
Pacifica, Dade	1
Navarre, Dade	1
North Pole, Seminole	1

COVID-19: characteristics of 2,038,204 Florida resident cases

Data through Apr 2, 2021 verified as of Apr 3, 2021 at 09:25 AM

Data in this report are provisional and subject to change.

The table below includes the cities and counties of residence for cases in Florida residents based on the patient's ZIP Code. Note that city is not always received as part of the initial notification and may be missing while the case is being investigated.

City and county	Cases
North Port, Lee	1
Old Town, Alachua	1
Omaha, Palm Beach	1
Ona, Manatee	1
Oooooo, Unknown	1
Opa Locka, Broward	1
Orange Park , Duval	1
Ocoee, Osceola	1
Okeechobee, Broward	1
Orem, Broward	1
New Orleans, Palm Beach	1
Newark, Broward	1
Newburgh, Bay	1
Zolfo Springs, Polk	1
Yukon, Broward	1
Winter Park, Broward	1
Westbrook, Dade	1
Wichita, Volusia	1
Washington, Unknown	1
Venice, Unknown	1
Vernon, Unknown	1
Winder Garden, Orange	1
Windermere, Leon	1
Windermere, Osceola	1
Windermere, Seminole	1
Winter Garden, Broward	1
Wells, Polk	1
Winter Garden, Pinellas	1
Tulsa, Orange	1
Tiffin, Highlands	1
Sun City Center, Hardee	1
Tallahassee, Duval	1
Tallahassee, Unknown	1
Tampa, Palm Beach	1
Tavares, Marion	1
Temple Terrace, Pasco	1
Saint Petersburg, St. Lucie	1
Sandford, Seminole	1
Sarasota, Flagler	1
Saxis, Lee	1
Schenectady, Polk	1
Sebring, Lee	1
Shelton, Manatee	1
Sodus, Charlotte	1
Spring Hill , Hernando	1
Spring Hill, Dade	1
Starke, Clay	1
Stone Mountain, Palm Beach	1
Macdill Air Force Base, Hillsborough	1
Largo, Unknown	1
Littleton, Dade	1
Los Angeles Ca, Unknown	1
Los Angeles, Hardee	1
Middlesburg, Duval	1
Miami Lakes, Unknown	1
Miami, Hillsborough	1
Miami, Manatee	1
Margate, Dade	1
Marshall, Dade	1

COVID-19: characteristics of 2,038,204 Florida resident cases

Data through Apr 2, 2021 verified as of Apr 3, 2021 at 09:25 AM

Data in this report are provisional and subject to change.

The table below includes the cities and counties of residence for cases in Florida residents based on the patient's ZIP Code. Note that city is not always received as part of the initial notification and may be missing while the case is being investigated.

City and county	Cases
Mary Esther, Unknown	1
Medford, Palm Beach	1
Harrison, Pinellas	1
Holly Ridge, Orange	1
Homeless, Polk	1
Homosassa, Hernando	1
Leesburg, Marion	1
Lehigh Acres, Dade	1
Lewisburg, Pasco	1
Lake City, Hamilton	1
La Grange, Dade	1
Jerusalem, St. Johns	1
Davenport, Orange	1
East Hampton, Palm Beach	1
Cypress, Leon	1
Deland, St. Lucie	1
Deltona, Orange	1
Fort Myers-, Lee	1
Fort Pierce, Unknown	1
Gainesville, Duval	1
Granada Hills, Broward	1
Guilford, Dade	1
Hailandale, Unknown	1
Foley, Escambia	1
Fort Myers, Manatee	1
Columbus, Dade	1
Conway, Leon	1
Coventry, Broward	1
Clermont, Volusia	1
Clewiston, Glades	1
Cartersville, Unknown	1
Bridgeport, Dade	1
Bronx, Palm Beach	1
Cambridge, Broward	1
Altoona, Marion	1
Anaheim, Unknown	1
Argyle, Walton	1
Athens, Duval	1
Bogota, Orange	1
Bradenton, Dade	1
Bradenton, Osceola	1
Altamonte, Orange	1
Alva, Collier	1
333, Unknown	1
Allentown, Putnam	1
Apple Creek, Citrus	1
Amelia Village, Nassau	1
Barefoot Beach, Lee	1
Battle Creek, Manatee	1
Avon, Manatee	1
Aventura, Osceola	1
Bryn Mawr, Palm Beach	1
Burkeville, Brevard	1
Camden Wyoming, Duval	1
Celebration, Palm Beach	1
Chattanooga, Dade	1
Bear Grass, Palm Beach	1
Azalea Park, Osceola	1
Boca Raton,, Palm Beach	1

COVID-19: characteristics of 2,038,204 Florida resident cases

Data through Apr 2, 2021 verified as of Apr 3, 2021 at 09:25 AM

Data in this report are provisional and subject to change.

The table below includes the cities and counties of residence for cases in Florida residents based on the patient's ZIP Code. Note that city is not always received as part of the initial notification and may be missing while the case is being investigated.

City and county	Cases
Boston, Dade	1
Brewster, Volusia	1
Colorado Springs, Unknown	1
Conifer, Lee	1
Daniel Island, Bay	1
Clarksboro, Lee	1
Chipley, Holmes	1
El Paso, Unknown	1
Elbow Lake, Palm Beach	1
Eatonville, Seminole	1
Dunellen, Dade	1
Destin, Unknown	1
Diamond, Highlands	1
Doral, Broward	1
Fl State Lot, Leon	1
Fairless Hills, Broward	1
Everett, Dade	1
Fort Denaud, Glades	1
Fort Meyers, Lee	1
Fortlauderdale, Unknown	1
Fortwalton Beach, Okaloosa	1
Ft Pierce, Unknown	1
Garland, Orange	1
Hallandate Ben, Unknown	1
Havana, Leon	1
Hickory, Lee	1
Homeless, Dade	1
Homer, Escambia	1
Hilliard, Unknown	1
Jeffersonville, Broward	1
Knoxville, Escambia	1
Lake Mary, Lake	1
Longwood, Orange	1
Lehigh Cares, Lee	1
Live Oak, Columbia	1
Loganville, Orange	1
Lansdale, Lake	1
Lapeer, Manatee	1
Lauderdale Hill, Unknown	1
Missing, Wakulla	1
Monterey, Broward	1
Mumford, Manatee	1
N/A, Duval	1
Naples, Alachua	1
Ocean City, Broward	1
North Miami, Broward	1
Middleburg, Duval	1
Midland, Osceola	1
Missing, Hamilton	1
Miami, Charlotte	1
Miamii, Dade	1
Miami Garden, Unknown	1
Republic, Monroe	1
Richmond, Palm Beach	1
Ridgewood, Broward	1
Riverview, Manatee	1
Rochester, Broward	1
Roseland, Palm Beach	1
Porter Ranch, Dade	1

COVID-19: characteristics of 2,038,204 Florida resident cases

Data through Apr 2, 2021 verified as of Apr 3, 2021 at 09:25 AM

Data in this report are provisional and subject to change.

The table below includes the cities and counties of residence for cases in Florida residents based on the patient's ZIP Code. Note that city is not always received as part of the initial notification and may be missing while the case is being investigated.

City and county	Cases
Raiford, Bradford	1
Ponte Vedra Beach, Orange	1
Port Orange , Volusia	1
Port Saint Lucie, Indian River	1
Palm City, Unknown	1
Plant City, Unknown	1
Pompano Beach, Alachua	1
Old Town, Gilchrist	1
Oviedo, Leon	1
Opa Locka, Polk	1
Orem, Sarasota	1
Orem, Unknown	1
Wilbur By The Sea, Volusia	1
Willowbrook, Lee	1
Wilmington, Pasco	1
Westerville, Hillsborough	1
Wilton Manors, Dade	1
Winston Salem, Unknown	1
Winter Garden, Hillsborough	1
Woodland Hills, Brevard	1
Youngstown, Calhoun	1
Yulee, Duval	1
San Antonio, Dade	1
San Diego, Unknown	1
Sandyport, Dade	1
Sanford, Palm Beach	1
Russellville, Hillsborough	1
Saint Augustine, Okaloosa	1
Steinhatchee, Alachua	1
Tampa, Escambia	1
Tampa, Manatee	1
Tangerine, Lake	1
University Of Central Florida, Hillsborough	1
University Of Central Fl, Pasco	1
Village Of Palm Springs, Palm Beach	1
Virginia Beach, Alachua	1
Webster, Pasco	1
Wekiva Springs, Orange	1
Union City, Bradford	1
Sebastian, Lake	1
Sumter Ville, Unknown	1
Tallahassee, Escambia	1
Springhill, Unknown	1
Tampa, Dade	1
Tampa, Lee	1
South Otselic, Dade	1
Southampton, Palm Beach	1
Stockbridge, Leon	1
Sullivans Island, Dade	1
Pound Ridge, Leon	1
Richmond Heights, Dade	1
Ridge Manor, Hernando	1
Riverview, Pinellas	1
Rochester, Lee	1
Rosemary Beach, Bay	1
Saint Cloud, Orange	1
Sevierville, Dade	1
Saint Petersburg, Dade	1
San Juan, Osceola	1

COVID-19: characteristics of 2,038,204 Florida resident cases

Data through Apr 2, 2021 verified as of Apr 3, 2021 at 09:25 AM

Data in this report are provisional and subject to change.

The table below includes the cities and counties of residence for cases in Florida residents based on the patient's ZIP Code. Note that city is not always received as part of the initial notification and may be missing while the case is being investigated.

City and county	Cases
San Pedro Sula, Dade	1
Sandy, Duval	1
Opa Locka, Unknown	1
Orem, Nassau	1
Orlando, Highlands	1
Northville, Broward	1
Ocala, Indian River	1
Ocoee, Broward	1
Olando, Orange	1
Ocoee, Polk	1
Ponce, Orange	1
Port Charlotte Fl, Unknown	1
Plant City, Hendry	1
Plant City, Pinellas	1
Plantation, Unknown	1
Windermere, Polk	1
Winter Park, Lake	1
Wayne, Dade	1
Tinley Park, Lee	1
University Of Central Fl, Dade	1
Telluride, Lee	1
West Simsbury, Collier	1
Export, Palm Beach	1
Fdsf, Unknown	1
Felda, Palm Beach	1
Flagler Beach, Volusia	1
Flora, Lee	1
Downers Grove, St. Lucie	1
Delrey Beach, Palm Beach	1
Fort Myers, Lake	1
Fresno, Pasco	1
Fruitland Park, Sumter	1
Fwb, Unknown	1
Gainesville, Marion	1
Gastonia, Polk	1
Clearwater, Highlands	1
Clermont, Unknown	1
Columbia, Orange	1
Coral Gables, Unknown	1
Coral Springs, Unknown	1
Cornelius, Leon	1
Crestview, Dade	1
Dade City, Polk	1
Dania, Unknown	1
Darien, Pasco	1
Arcadia, Charlotte	1
Aspen, Palm Beach	1
Atlanta, Broward	1
Aurburndale, Polk	1
Aventura, Unknown	1
Azalea Park, Sarasota	1
Bartow, Unknown	1
Biscayne Park, Broward	1
Boca Rotan, Unknown	1
Alpharetta, Alachua	1
Apalachicola, Leon	1
Brooksville, Columbia	1
Bryn Mawr, Collier	1
Canfield, Duval	1

COVID-19: characteristics of 2,038,204 Florida resident cases

Data through Apr 2, 2021 verified as of Apr 3, 2021 at 09:25 AM

Data in this report are provisional and subject to change.

The table below includes the cities and counties of residence for cases in Florida residents based on the patient's ZIP Code. Note that city is not always received as part of the initial notification and may be missing while the case is being investigated.

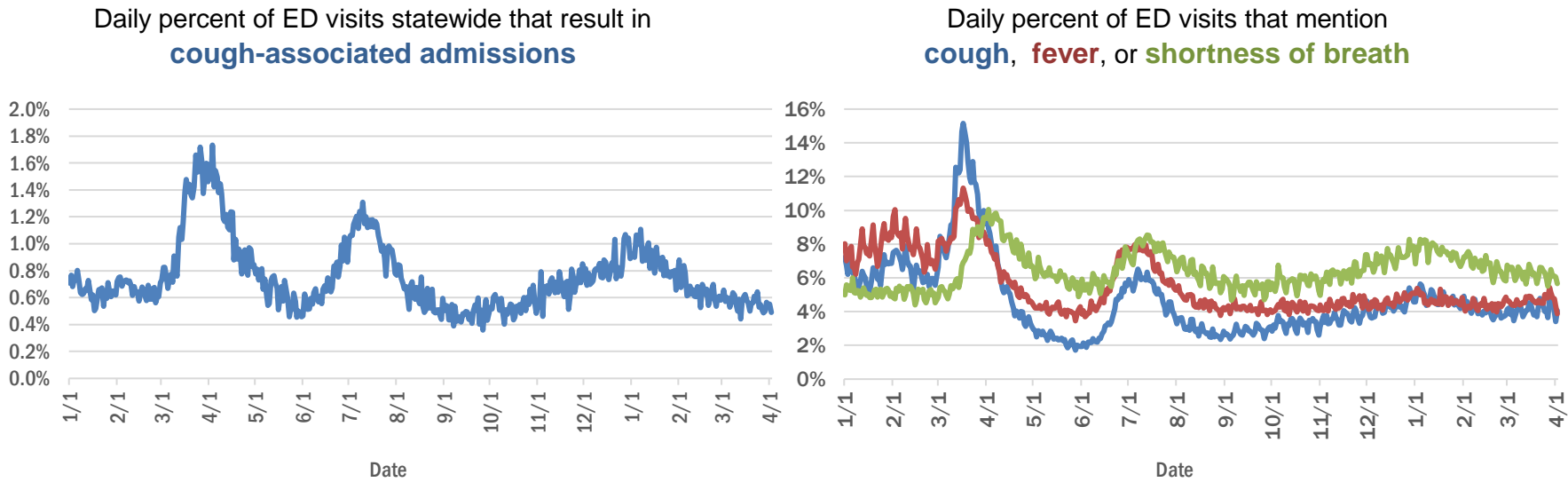
City and county	Cases
Naugatuck, Lee	1
New Vernon, Sarasota	1
New York, Broward	1
Newport Beach, Palm Beach	1
North Adams, Manatee	1
North Little Rock, Palm Beach	1
Myakka, Duval	1
Maitland, Unknown	1
Matlacha Island, Lee	1
Melbourne, Orange	1
Miami Beach, Palm Beach	1
Miami Granders, Dade	1
Missing, Baker	1
Middleburg, Unknown	1
Milford, Palm Beach	1
Milford, Polk	1
Minneapolis, Broward	1
Johns Island, Wakulla	1
Killarney, Orange	1
Knoxville, Duval	1
Havanna, Gadsden	1
Jacksonville, Palm Beach	1
Hilliard, Dade	1
Hollywood, Leon	1
Holt, Unknown	1
Homestead, Monroe	1
Humble, Broward	1
Green, Clay	1
Greensburg, Orange	1
Greenville, Monroe	1
Gulf Shores, Escambia	1
Los Angeles, Polk	1
Lakeland, Pasco	1
Lakewood, Unknown	1
Lake City, Volusia	1
Total	2,038,204

COVID-19: additional surveillance information

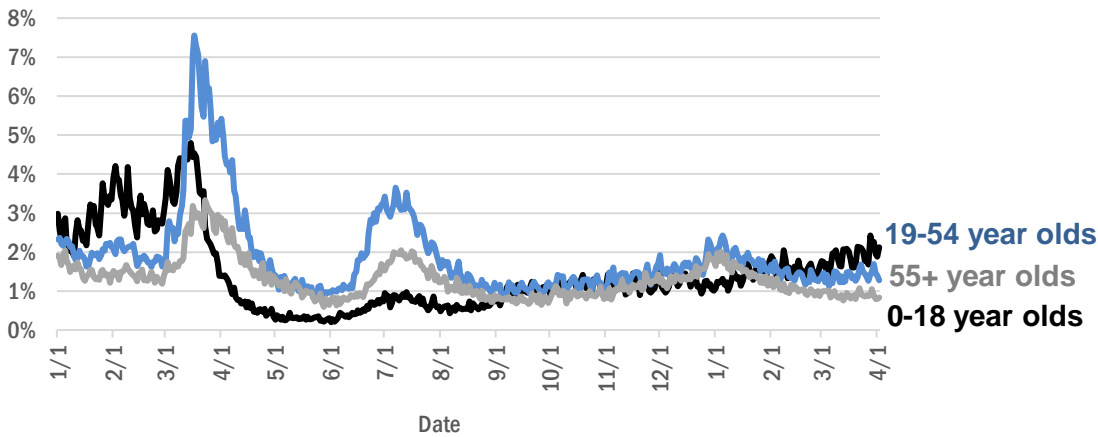
Data through Apr 2, 2021 verified as of Apr 3, 2021 at 09:25 AM

Data in this report are provisional and subject to change.

Statewide emergency department (ED) chief complaint and admission data



Daily percent of ED visits statewide that mention cough by age group



The Electronic Surveillance System for the Early Notification of Community-Based Epidemics (ESSENCE-FL) includes chief complaint data from 211 of 211 Florida EDs. Data are transmitted electronically to ESSENCE-FL daily or hourly.

COVID-19: testing by laboratory

Data through Apr 2, 2021 verified as of Apr 3, 2021 at 09:25 AM

Data in this report are provisional and subject to change.

The numbers in the table below represent the number of Florida and non-Florida residents for whom test results were received by the Department of Health. A person can be tested by more than one laboratory and can have both positive and negative results. **Therefore, the sum of the numbers in each column will be larger than the total number of people tested.**

Reporting lab	Inconclusive	Negative	Positive	Percent positive	Total
CURATIVE LABS	15,264	1,649,355	253,398	13%	1,918,017
LABORATORY CORPORATION OF AMERICA	2,583	1,643,124	223,407	12%	1,869,114
QUEST DIAGNOSTICS	11,970	1,386,681	203,645	13%	1,602,296
BIO REFERENCE LABORATORIES, INC	7,568	949,775	182,689	16%	1,140,032
HELIX	9,313	679,635	118,542	15%	807,490
REALTOX LABS LLC	6,649	607,127	99,736	14%	713,512
NOMI_HEALTH	3,106	491,501	67,736	12%	562,343
RCA LABORATORY SERVICES, LLC/GENETWORX		438,894	48,056	10%	486,950
GENETWORX	661	390,598	32,986	8%	424,245
CDR MAGUIRE - HEALTH CARE CENTER		338,622	51,559	13%	390,181
PALM BEACH BALLPARK		282,303	29,604	9%	311,907
PWNHEALTH	1,794	247,959	33,229	12%	282,982
IMPACT HEALTH BIOMETRIC TESTING, INC	1,043	225,953	27,004	11%	254,000
EAST FLORIDA STATE COLLEGE - BREVARD ☐		212,886	26,986	11%	239,872
BPHL-JACKSONVILLE	18	193,172	33,193	15%	226,383
ADVENTHEALTH LAB	99	172,870	22,126	11%	195,095
NOMI HEALTH LAB SERVICES		172,675	19,948	10%	192,623
FULGENT DIAGNOSTICS LABORATORY	3,655	165,867	18,830	10%	188,352
BPHL-MIAMI	225	151,769	25,444	14%	177,438
MAKO GENOMICS	7,968	142,901	26,213	15%	177,082
CB SMITH PARK		150,114	18,792	11%	168,906
MAYO CLINIC LABORATORIES	338	141,162	17,607	11%	159,107
ELABNETWORK	1,059	138,811	11,887	8%	151,757
BAYCARE LABORATORIES LLC	617	138,666	11,882	8%	151,165
MEMORIAL REGIONAL HOSPITAL SOUTH	29	119,391	24,171	17%	143,591
ORLANDO HEALTH SYSTEM	684	123,461	12,565	9%	136,710
ASCENSION SACRED HEART HOSPITAL - PENSACOLA	2	117,424	18,013	13%	135,439
AEGIS SCIENCES CORPORATION	1,122	112,449	18,427	14%	131,998
NORTHWEST LABORATORY	247	121,094	6,477	5%	127,818
BIOCOLLECTIONS WORLDWIDE, INC	739	113,006	13,639	11%	127,384
ADVENT HEALTH LAB	112	101,258	13,955	12%	115,325
AKESOGEN		96,403	18,595	16%	114,998
TESTING MATTERS INC	876	95,927	17,149	15%	113,952
MEDICAL DIAGNOSTIC LABORATORIES	977	98,598	14,220	12%	113,795
BPHL-TAMPA (SPECTRUM BLVD)	45	92,164	16,974	16%	109,183
UF HEALTH MEDICAL LAB	33	99,549	9,420	9%	109,002
TAMPA GENERAL HOSPITAL	4	95,596	9,136	9%	104,736
DIATHERIX LABORATORIES (VRL EUROFINs)	1	86,426	12,796	13%	99,223
KORVALABS, INC	1,285	91,645	4,710	5%	97,640
BAPTIST HEALTH SOUTH FLORIDA	371	81,884	12,364	13%	94,619
SUNPATH MEDICAL DIAGNOSTICS LABORATORY	833	78,877	12,159	13%	91,869
ASCENSION ST VINCENT'S - RIVERSIDE	1	73,711	10,245	12%	83,957
SOUTH MIAMI HOSPITAL LAB	449	68,073	9,649	12%	78,171
LAKELAND REGIONAL MEDICAL CENTER	129	68,886	8,938	11%	77,953
JACKSON MEMORIAL HOSPITAL CLINICAL LAB	79	65,666	11,731	15%	77,476
UF HEALTH SHANDS HOSPITAL	505	63,582	4,589	7%	68,676
INGENIOUS PERSONALIZED MEDICINE	217	56,557	11,495	17%	68,269

COVID-19: testing by laboratory

Data through Apr 2, 2021 verified as of Apr 3, 2021 at 09:25 AM

Data in this report are provisional and subject to change.

The numbers in the table below represent the number of Florida and non-Florida residents for whom test results were received by the Department of Health. A person can be tested by more than one laboratory and can have both positive and negative results. **Therefore, the sum of the numbers in each column will be larger than the total number of people tested.**

Reporting lab	Inconclusive	Negative	Positive	Percent positive	Total
AMERICAN HEALTH ASSOCIATES	9	61,897	5,238	8%	67,144
AIT LABORATORIES		53,909	6,610	11%	60,519
APPLIED INGENUITY DIAGNOSTICS LLC		57,057	2,697	5%	59,754
MINUTECLINIC LLC		47,693	8,120	15%	55,813
BAPTIST HEALTH - JACKSONVILLE	4	51,354	4,038	7%	55,396
GENESIS REFERENCE LABORATORIES		48,551	5,245	10%	53,796
ARUP LABORATORIES	16	50,093	2,927	6%	53,036
TALLAHASSEE MEMORIAL HOSPITAL	240	45,435	5,543	11%	51,218
ADVENTIST HEALTH SYSTEMS SUNBELT INC DBA		44,427	5,487	11%	49,914
SARASOTA MEMORIAL HOSPITAL MAIN LAB	12	45,653	3,890	8%	49,555
BROWARD GENERAL MEDICAL CENTER-CLINICAL LAB	2	43,169	4,692	10%	47,863
NICKLAUS CHILDREN'S HOSPITAL	72	41,291	5,381	12%	46,744
FLORIDA HOSPITAL - TAMPA	37	42,382	3,420	7%	45,839
VIRACOR EUROFINS		35,859	9,843	22%	45,702
MILLENNIUM PHYSICIAN GROUP	17	36,007	6,997	16%	43,021
DWIC OF TAMPA BAY INC		37,931	4,890	11%	42,821
UNIVERSITY OF MIAMI HOSPITAL	144	37,508	3,796	9%	41,448
LEE HEALTH - CAPE CORAL HOSPITAL	3	35,512	5,750	14%	41,265
MEDFAST URGENT CARE CENTERS, LLC	20	35,379	5,314	13%	40,713
UF HEALTH JACKSONVILLE	54	35,599	4,089	10%	39,742
ECCO LAB GROUP CO	533	33,297	4,683	12%	38,513
ORANGE COUNTY CONVENTION CENTER		33,330	3,710	10%	37,040
MIAMI DADE COUNTY☐		32,091	3,527	10%	35,618
WALGREENS	36	29,810	5,512	16%	35,358
INTEGRATED REGIONAL LABORATORIES LLP	10	30,773	4,366	12%	35,149
MOUNT SINAI MEDICAL CENTER	11	31,080	3,317	10%	34,408
NORTH FLORIDA REGIONAL MEDICAL CENTER		30,826	3,533	10%	34,359
ST JOSEPHS HOSPITAL LABORATORY	23	29,449	3,723	11%	33,195
BRANDON REGIONAL HOSPITAL		29,369	3,793	11%	33,162
JUPITER MEDICAL CENTER LAB	84	29,105	2,832	9%	32,021
STS LAB 2 LLC	6	30,220	1,613	5%	31,839
AMELIA EARHART		27,392	4,277	14%	31,669
GENESIS MEDICAL LABORATORY	430	26,243	4,708	15%	31,381
NIGHT LITE PEDIATRIC CENTER LLC		27,999	2,985	10%	30,984
JFK MEDICAL CENTER LAB	1	26,587	3,398	11%	29,986
PALMETTO GENERAL HOSPITAL LAB	3	24,626	4,829	16%	29,458
HOLY CROSS HOSPITAL CLINICAL LAB	1	26,403	2,499	9%	28,903
WATSON CLINIC LLP		23,417	5,387	19%	28,804
AVENTUS BIO LABS	16	23,626	3,348	12%	26,990
MALABAR MEDICAL WALK IN CLINIC	1	22,349	4,399	16%	26,749
HEALTHLINK DIAGNOSTIC LABORATORIES	296	23,785	2,417	9%	26,498
INFINITY BIOLOGIX LLC (GINKO BIOWORKS)	105	24,818	1,158	4%	26,081
ACCESS DX LABORATORY	225	22,845	2,108	8%	25,178
MORTON PLANT HOSPITAL-ADLER INSTITUTE	26	21,592	2,613	11%	24,231

COVID-19: testing by laboratory

Data through Apr 2, 2021 verified as of Apr 3, 2021 at 09:25 AM

Data in this report are provisional and subject to change.

The numbers in the table below represent the number of Florida and non-Florida residents for whom test results were received by the Department of Health. A person can be tested by more than one laboratory and can have both positive and negative results. **Therefore, the sum of the numbers in each column will be larger than the total number of people tested.**

Reporting lab	Inconclusive	Negative	Positive	Percent positive	Total
CLEVELAND CLINIC TRADITION HOSPITAL		21,860	1,670	7%	23,530
CLEVELAND CLINIC HOSPITAL LAB	4	21,066	2,438	10%	23,508
LAB DIAGNOSTICS LLC	395	17,599	5,348	23%	23,342
PANCARE OF FLORIDA INC		20,813	2,515	11%	23,328
DRS CLACK SPENCER WHITE & MCCORMACK PA D/B/A		20,958	2,070	9%	23,028
SAINT MARY'S MEDICAL CENTER	25	20,467	2,305	10%	22,797
STATLAB_MOBILE	1	20,399	2,059	9%	22,459
UNITED CLINICAL LABORATORY LLC	3	19,752	2,583	12%	22,338
NAPLES COMMUNITY HOSPITAL	72	19,772	2,045	9%	21,889
PATIENTS FIRST LAKE ELLA MEDICAL CENTER PA		17,952	3,284	15%	21,236
BAYFRONT HEALTH - ST PETERSBURG	17	18,643	2,530	12%	21,190
MIAMI BEACH CONVENTION CENTER		19,312	1,362	7%	20,674
ADVENT HEALTH - DAYTONA BEACH	32	18,890	1,718	8%	20,640
EXACT SCIENCES LABORATORIES		18,177	2,307	11%	20,484
OSCEOLA REGIONAL MEDICAL CENTER	1	17,243	2,391	12%	19,635
LEESBURG REGIONAL MEDICAL CENTER		17,036	2,334	12%	19,370
HOMESTEAD HOSPITAL CLINICAL LABORATORY	27	15,776	3,335	17%	19,138
CLARITY LAB SOLUTIONS	101	16,798	1,991	11%	18,890
MEMORIAL HOSPITAL JACKSONVILLE	8	15,738	2,788	15%	18,534
NORTHWEST MEDICAL CENTER	1	16,090	2,227	12%	18,318
ORANGE PARK MEDICAL CENTER	9	14,978	2,714	15%	17,701
INDIAN RIVER PATHOLOGY LLC		16,247	1,285	7%	17,532
HEALTH CENTER AT SINAI RESIDENCES		16,930	506	3%	17,436
BETHESDA HOSPITAL EAST		15,741	1,565	9%	17,306
VISTA CLINICAL DIAGNOSTICS	489	14,807	1,865	11%	17,161
BIOCERNA LABS	461	14,582	2,112	12%	17,155
OAK HILL HOSPITAL		15,265	1,877	11%	17,142
DELRAY MEDICAL CENTER LAB	3	15,373	1,712	10%	17,088
ACCESS MEDICAL LABORATORIES	4	8,674	8,195	49%	16,873
LAWNWOOD REGIONAL MEDICAL CENTER	1	14,517	2,290	14%	16,808
MEMORIAL REGIONAL HOSPITAL CLINICAL LABORATORY	10	15,464	1,031	6%	16,505
WEST KENDALL BAPTIST HOSPITAL	14	13,397	3,052	19%	16,463
WELLINGTON REGIONAL MED CTR LAB	6	14,468	1,798	11%	16,272
FULGENT DIAGNOSTICS	171	14,994	990	6%	16,155
THE HEALTHCARE DISTRICT OF PALM BEACH COUNTY	51	14,101	2,001	12%	16,153
BAPTIST HEALTH - SOUTH		14,882	1,234	8%	16,116
ADVENTHEALTH CENTRA CARE LAKE BUENA VISTA		14,038	1,847	12%	15,885
LARGO MEDICAL CENTER		14,099	1,691	11%	15,790
WINTER HAVEN HOSPITAL CLINICAL LABORATORY	4	13,356	2,368	15%	15,728
BAPTIST HEALTHCARE - BAPTIST HOSPITAL	5	12,193	3,222	21%	15,420
MOLECULAR INFECTIOUS DISEASES	562	14,242	615	4%	15,419
SYNERGY DIAGNOSTIC LABORATORY	98	13,517	1,799	12%	15,414
PRIVA PATH LABS	78	14,325	983	6%	15,386
UHEALTH CORAL GABLES/LENNAR MED CTR	44	14,273	1,015	7%	15,332
LEE HEALTH - LEE MEMORIAL HOSPITAL		11,583	3,650	24%	15,233

COVID-19: testing by laboratory

Data through Apr 2, 2021 verified as of Apr 3, 2021 at 09:25 AM

Data in this report are provisional and subject to change.

The numbers in the table below represent the number of Florida and non-Florida residents for whom test results were received by the Department of Health. A person can be tested by more than one laboratory and can have both positive and negative results. **Therefore, the sum of the numbers in each column will be larger than the total number of people tested.**

Reporting lab	Inconclusive	Negative	Positive	Percent positive	Total
NEMOURS CHILDRENS HOSPITAL	1	14,347	870	6%	15,218
MEDRITE MEDICAL CARE, PC	6,839	7,450	712	5%	15,001
MEDICAL CENTER OF TRINITY CLINICAL LABORATORY	2	13,438	1,520	10%	14,960
PALMS WEST HOSPITAL LAB	2	12,913	1,999	13%	14,914
WEST FLORIDA HOSPITAL LAB	1	11,805	3,058	21%	14,864
LABS ASAP LLC		13,418	1,391	9%	14,809
NONA SCIENTIFIC	5	11,510	3,143	21%	14,658
CARDIOPATH	84	12,702	1,868	13%	14,654
INDIAN RIVER MEDICAL CENTER LAB		13,669	852	6%	14,521
WESTSIDE REGIONAL MED CTR	2	12,289	2,100	15%	14,391
GOOD SAMARITAN MEDICAL CENTER LAB	2	12,531	1,817	13%	14,350
MERCY HOSPITAL A CAMPUS OF PLANTATION GEN HOSP LAB	1	12,127	2,176	15%	14,304
NATIONWIDE LABORATORY SERVICES INC	474	11,938	1,620	12%	14,032
REGIONAL MEDCIAL CENTER BAYONET POINT	2	12,870	1,094	8%	13,966
THE VILLAGES REGIONAL HOSPITAL		12,443	1,387	10%	13,830
GULF COAST MEDICAL CENTER MICROLAB		10,782	2,864	21%	13,646
AVENTURA HOSPITAL LAB		10,737	2,470	19%	13,207
CORAL GABLES HOSPITAL CLINICAL LABORATORY		11,187	1,980	15%	13,167
CAPITAL REGIONAL MEDICAL CTR		10,510	2,404	19%	12,914
ST ANTHONY'S HOSPITAL LAB	30	11,293	1,584	12%	12,907
BAPTIST HEALTH SOUTH FLORIDA - WEST KENDALL URGENT CARE		10,764	2,104	16%	12,868
BLAKE MEDICAL CENTER		11,302	1,530	12%	12,832
HALIFAX MEDICAL CENTER LAB	38	10,892	1,859	15%	12,789
WEST BOCA MEDICAL CENTER LAB		11,823	947	7%	12,770
PRECISION HEALTH RESOURCES LLC		11,824	785	6%	12,609
MANATEE MEMORIAL HOSPITAL		11,502	1,064	8%	12,566
LEE HEALTH - HEALTH PARK MEDICAL CENTER		10,535	1,953	16%	12,488
PALM BEACH GARDENS MEDICAL CTR LAB		11,138	1,200	10%	12,338
GENOVA DIAGNOSTICS LABORATORY	67	11,113	1,089	9%	12,269
FLORIDA LABORATORY ANALYSIS		10,713	1,507	12%	12,220
ST JOSEPHS HOSPITAL	18	10,444	1,723	14%	12,185
LAKE CITY HM		11,147	988	8%	12,135
BINAXNOW	9	9,179	2,875	24%	12,063
PATHNOSTICS	41	9,570	2,418	20%	12,029
PWN HEALTH	17	9,886	2,075	17%	11,978
FLORIDA HOSPITAL WATERMAN LABORATORY	70	10,997	863	7%	11,930
LARKIN COMMUNITY HOSPITAL	10	10,249	1,520	13%	11,779
FLORIDA HOSPITAL HEARTLAND MED CTR CLINICAL LAB	33	10,237	1,466	12%	11,736
ST MARKS HOSPITAL LABORATORY B	78	10,627	1,002	9%	11,707
PLANTATION GENERAL HOSPITAL		9,879	1,772	15%	11,651
LAKE CITY MEDICAL CENTER		9,408	2,241	19%	11,649
COAST DIAGNOSTICS LLC	45	10,288	1,245	11%	11,578
PHYSICIANS REGIONAL MEDICAL CENTER - PINE RIDGE RD	1	10,287	1,184	10%	11,472
VIKOR SCIENTIFIC	49	9,394	1,829	16%	11,272
MEASE COUNTRYSIDE LAB	14	9,975	1,254	11%	11,243
FLORIDA MEDICAL CENTER - A CAMPUS OF NORTH SHORE	2	9,879	1,348	12%	11,229
EXPRESS GENE MOLECULAR DIAGNOSTICS LABORATORY		9,677	1,492	13%	11,169

COVID-19: testing by laboratory

Data through Apr 2, 2021 verified as of Apr 3, 2021 at 09:25 AM

Data in this report are provisional and subject to change.

The numbers in the table below represent the number of Florida and non-Florida residents for whom test results were received by the Department of Health. A person can be tested by more than one laboratory and can have both positive and negative results. **Therefore, the sum of the numbers in each column will be larger than the total number of people tested.**

Reporting lab	Inconclusive	Negative	Positive	Percent positive	Total
CernerELR_Advent		9,747	1,376	12%	11,123
ADVENT HEALTH - WESLEY CHAPEL	14	10,026	1,032	9%	11,072
CENTRAL FLORIDA REGIONAL HOSPITAL		9,849	1,155	10%	11,004
AMERICAN FAMILY CARE	1	6,510	4,488	41%	10,999
DOCTORS HOSPITAL	7	9,169	1,739	16%	10,915
ADVENTHEALTH CENTRA CARE WATERFORD LAKES		9,145	1,761	16%	10,906
NORTHSIDE HOSPITAL AND HEART INSTITUTE		9,718	1,071	10%	10,789
LEON MEDICAL CENTERS LLC		8,411	2,169	21%	10,580
CORAL SPRINGS MED CTR		9,553	1,026	10%	10,579
SARKIS CLINICAL TRIALS	25	9,251	1,303	12%	10,579
JOHNS HOPKINS ALL CHILDREN'S HOSPITAL		9,896	676	6%	10,572
FLORIDA HOSPITAL DELAND	10	9,225	1,263	12%	10,498
NCF DIAGNOSTICS & DNA TECHNOLOGIES LAB	164	9,812	522	5%	10,498
LARKIN COMMUNITY HOSPITAL INC DBA CARDIOTROPIC		6,819	3,620	35%	10,439
HEALTHQUEST ESOTERICS		8,734	1,522	15%	10,256
BAPTIST HEALTH SOUTH FLORIDA - COUNTRY WALK URGENT CARE		8,442	1,792	18%	10,234
LABSTAT LLC	18	9,705	459	5%	10,182
WEST PALM HOSPITAL LAB		9,258	768	8%	10,026
ADVENTHEALTH CENTRA CARE ST CLOUD	1	8,644	1,380	14%	10,025
AVECINA MEDICAL	4	6,205	3,689	37%	9,898
SRQ DRIVE THROUGH		8,944	905	9%	9,849
P4 CLINICAL, LLC	204	8,628	964	10%	9,796
SYNERGY LABORATORIES	33	8,558	1,146	12%	9,737
AVECINA	20	9,006	704	7%	9,730
MEDARBOR DIAGNOSTICS	1	8,552	1,145	12%	9,698
OCALA REGIONAL MEDICAL CENTER		8,427	1,217	13%	9,644
PALM BEACH BALL PARK		8,607	1,026	11%	9,633
BOSTON HEART DIAGNOSTICS CORP		8,380	1,203	13%	9,583
BROWARD HEALTH NORTH CLINICAL LABORATORY		8,504	1,069	11%	9,573
NORTH SHORE MEDICAL CENTER		7,854	1,572	17%	9,426
H LEE MOFFITT CANCER CENTER LABORATORY	2	9,176	245	3%	9,423
FLORIDA HOSPITAL FLAGLER	29	8,476	877	9%	9,382
LEE HEALTH - GULF COAST MEDICAL CENTER	2	7,496	1,752	19%	9,250
FLORIDA HOSPITAL ZEPHYRHILLS	10	8,217	1,023	11%	9,250
FLORIDA HOSPITAL OF CARROLLWOOD	23	7,908	1,291	14%	9,222
INFORM DIAGNOSTICS, INC		8,539	508	6%	9,047
GENE BY GENE, GENOMICS RESEARCH CENTER LAB	44	8,372	584	6%	9,000
SANTA ROSA MEDICAL CENTER	2	7,507	1,486	17%	8,995
CERNERELR_BAYCARE	43	8,320	616	7%	8,979
BAPTIST HEALTH - BEACHES		8,159	659	7%	8,818
CLEVELAND CLINIC MARTIN SOUTH HOSPITAL	1	7,729	933	11%	8,663
BAPTIST HEALTH SOUTH FLORIDA - MIAMI LAKES URGENT CARE		6,779	1,842	21%	8,621
ANNE BATES LEACH EYE HOSPITAL/ ABLEH MICROBIOLOGY LABORATORY	9	8,485	121	1%	8,615
ADVENTHEALTH CENTRA CARE UNIVERSITY	1	7,617	977	11%	8,595
ADVENTHEALTH CENTRA CARE CLERMONT		7,409	1,170	14%	8,579
SOUTH BAY HOSPITAL CLINICAL LAB	1	7,673	904	11%	8,578
BAYCARE COMMUNITY HEALTH		8,363	197	2%	8,560

COVID-19: testing by laboratory

Data through Apr 2, 2021 verified as of Apr 3, 2021 at 09:25 AM

Data in this report are provisional and subject to change.

The numbers in the table below represent the number of Florida and non-Florida residents for whom test results were received by the Department of Health. A person can be tested by more than one laboratory and can have both positive and negative results. **Therefore, the sum of the numbers in each column will be larger than the total number of people tested.**

Reporting lab	Inconclusive	Negative	Positive	Percent positive	Total
MEMORIAL HOSPITAL WEST LABORATORY SERVICES	14	7,740	766	9%	8,520
FAU		7,870	623	7%	8,493
CLEVELAND CLINIC MARTIN NORTH HOSPITAL		7,520	926	11%	8,446
POINCIANA MEDICAL CENTER		6,584	1,766	21%	8,350
ADVENTHEALTH CENTRA CARE WINTER GARDEN	1	7,408	941	11%	8,350
ADVENTHEALTH CENTRA CARE WINTER PARK		7,481	855	10%	8,336
NCH DOWNTOWN NAPLES HOSPITAL	16	7,625	690	8%	8,331
MEMORIAL HOSPITAL MICRO		7,774	551	7%	8,325
AVECINA MEDICAL OAKLEAF	3	6,977	1,330	16%	8,310
INDIAN RIVER MEDICAL CENTER		7,288	993	12%	8,281
CERNERELR_BAPTISTMIAMI	31	7,313	862	11%	8,206
WEST MARION COMMUNITY HOSPITAL LAB		6,817	1,336	16%	8,153
ISPM LABS, LLC DBA CAPSTONE DIAGNOSTICS, LLC		7,723	395	5%	8,118
FLORIDA HOSPITAL OCALA		7,147	970	12%	8,117
ST LUCIE MEDICAL CENTER		6,577	1,527	19%	8,104
ADVENTHEALTH CENTRA CARE LAKELAND	1	6,906	1,048	13%	7,955
LEE DAVIS COMMUNITY RESOURCE CENTER		6,811	1,090	14%	7,901
KD MEDICAL CHOICE LLC	5	7,133	736	9%	7,874
LAKEWOOD RANCH MEDICAL CENTER		7,255	609	8%	7,864
FLORIDA HOSPITAL FISH MEMORIAL	19	6,648	1,162	15%	7,829
ADVENTHEALTH CENTRA CARE LEE ROAD		6,907	807	10%	7,714
MORTON PLANT-MEASE	5	6,960	744	10%	7,709
ATLANTIS URGENT CARE	12	5,961	1,672	22%	7,645
ARCPOINT LABS OF FORT MYERS	5	6,706	918	12%	7,629
NCH NORTH NAPLES HOSPITAL	8	6,852	745	10%	7,605
NCH NORTH NAPLES HOSPITAL LAB	15	6,733	830	11%	7,578
BAPTIST HEALTH SOUTH FLORIDA - WESTCHESTER URGENT CARE		6,157	1,328	18%	7,485
ADVENTHEALTH CENTRA CARE DR PHILLIPS		6,753	720	10%	7,473
ADVENTHEALTH CENTRA CARE HUNTERS CREEK	3	6,482	983	13%	7,468
HIALEAH HOSPITAL	4	5,702	1,591	22%	7,297
BAYFRONT HEALTH - PORT CHARLOTTE		6,737	558	8%	7,295
QDX PATHOLOGY SERVICES	2	6,873	415	6%	7,290
ADVENTHEALTH CENTRA CARE SANFORD		6,421	863	12%	7,284
BAPTIST HEALTH SOUTH FLORIDA - DORAL URGENT CARE		5,731	1,395	20%	7,126
ADVENTHEALTH CENTRA CARE LAKE MARY	2	6,191	915	13%	7,108
ADVENTHEALTH CENTRA CARE APOPKA	1	6,033	995	14%	7,029
ADVENTHEALTH CENTRA CARE MOUNT DORA		5,948	1,080	15%	7,028
OVIDO MEDICAL CENTER		6,304	713	10%	7,017
HOLIDAY CVS LLC		6,592	370	5%	6,962
BAPTIST HEALTH - NASSAU		6,588	358	5%	6,946
AVERO DIAGNOSTICS - IRVING	11	6,435	473	7%	6,919
COMMUNITY HEALTH CENTERS OF PINELLAS INC		5,599	1,317	19%	6,916
ADVENTHEALTH CENTRA CARE KISSIMMEE		6,213	690	10%	6,903
ADVENTIST HEALTH SYSTEMS, SUNBELT INC		5,985	894	13%	6,879
MEDEXPRESS URGENT CARE	2	4,718	2,128	31%	6,848
MEDEXPRESS URGENT CARE OF BOYNTON BEACH LLC		6,303	540	8%	6,843
LUMINUS DIAGNOSTICS		6,279	556	8%	6,835

COVID-19: testing by laboratory

Data through Apr 2, 2021 verified as of Apr 3, 2021 at 09:25 AM

Data in this report are provisional and subject to change.

The numbers in the table below represent the number of Florida and non-Florida residents for whom test results were received by the Department of Health. A person can be tested by more than one laboratory and can have both positive and negative results. **Therefore, the sum of the numbers in each column will be larger than the total number of people tested.**

Reporting lab	Inconclusive	Negative	Positive	Percent positive	Total
PARAMOUNT URGENT CARE	2	3,727	3,073	45%	6,802
IMPERIAL POINT MEDICAL CENTER		6,180	585	9%	6,765
UNKNOWN	4	3,489	3,222	48%	6,715
LEE HEALTH CONVENIENT CARE - PAGE FIELD		5,944	747	11%	6,691
EGLIN AIR FORCE BASE	14	5,020	1,649	25%	6,683
ST PETERSBURG GENERAL HOSPITAL		5,637	976	15%	6,613
VISTA CLINICAL	8	3,882	2,716	41%	6,606
EMPIRE CITY LABORATORIES INC	83	5,577	908	14%	6,568
SUNCOAST PATHOLOGY ASSOCIATES		6,003	558	9%	6,561
ADVENTHEALTH CENTRA CARE ALTAMONTE		5,709	822	13%	6,531
ST JOSEPHS NORTH HOSPITAL LAB	7	5,528	931	14%	6,466
SOLARIS DIAGNOSTICS	10	5,855	582	9%	6,447
DYNIX DIAGNOSTIX		5,839	603	9%	6,442
CLINICAL REFERENCE LABORATORY	2	6,105	323	5%	6,430
ACUTIS DIAGNOSTICS	171	5,127	1,077	17%	6,375
FORT WALTON BEACH MEDICAL CENTER		5,468	905	14%	6,373
EMERALD COAST URGENT CARE		4,891	1,467	23%	6,358
MEDEXPRESS URGENT CARE HUDSON		5,477	867	14%	6,344
ADVENTHEALTH EXPRESS CARE		5,222	1,107	17%	6,329
AHCC WESLEY CHAPEL		5,440	682	11%	6,122
FLORIDA HOSPITAL NORTH PINELLAS	11	5,616	493	8%	6,120
ADVENTHEALTH CENTRA CARE AZALEA PARK		5,246	869	14%	6,115
NORTHWEST FLORIDA COMMUNITY HOSPITAL	46	4,555	1,442	24%	6,043
MICROGEN DX	4	5,272	713	12%	5,989
BAPTIST HEALTH SOUTH FLORIDA - PEMBROKE PINES URGENT CARE		4,968	1,015	17%	5,983
ADVENTHEALTH CENTRA CARE OVIEDO		5,105	845	14%	5,950
BAYFRONT HEALTH - VENICE REGIONAL MEDICAL	1	5,374	537	9%	5,912
ADVENT HEALTH - HEART OF FLORIDA ER	1	5,077	786	13%	5,864
ANGEL KIDS PEDIATRICS		5,543	321	5%	5,864
MINUTECLINIC LLC		4,985	864	15%	5,849
MINUTECLINIC		4,966	833	14%	5,799
URGENT CARE OF THE PALM BEACHES		4,825	934	16%	5,759
PRO CLINIC		4,665	1,078	19%	5,743
FLORIDA COMMUNITY HEALTH CENTER		4,569	1,153	20%	5,722
PUTNAM COMMUNITY MEDICAL CENTER		5,016	705	12%	5,721
DOCTORS URGENT CARE LLC	1	4,648	1,053	18%	5,702
SPORTS DRUG TESTING LABORATORY	84	5,448	150	3%	5,682
SOUTH FLORIDA BAPTIST HOSPITAL MICRO	4	4,738	939	17%	5,681
MINUTECLINIC LLC #3703		4,653	1,022	18%	5,675
ADVENTHEALTH CENTRA CARE LONGWOOD		4,924	685	12%	5,609
COASTAL MED URGENT CARE		4,054	1,524	27%	5,578
SUNRISE MEDICAL LABORATORIES	2	5,157	391	7%	5,550
ADVENTHEALTH CENTRA CARE SOUTH ORANGE		4,766	778	14%	5,544
MINUTECLINIC LLC #1067		4,779	740	13%	5,519
ADVENTHEALTH CENTRA CARE ORANGE LAKE		4,830	631	12%	5,461
TROPICANA FIELD - LOT 2	19	4,935	493	9%	5,447
MEDICAL DNA LABS LLC	3	4,965	474	9%	5,442

COVID-19: testing by laboratory

Data through Apr 2, 2021 verified as of Apr 3, 2021 at 09:25 AM

Data in this report are provisional and subject to change.

The numbers in the table below represent the number of Florida and non-Florida residents for whom test results were received by the Department of Health. A person can be tested by more than one laboratory and can have both positive and negative results. **Therefore, the sum of the numbers in each column will be larger than the total number of people tested.**

Reporting lab	Inconclusive	Negative	Positive	Percent positive	Total
HEALTH FIRST ADVENTHEALTH CENTRA CARE - TITUSVILLE		4,591	823	15%	5,414
DOCTORS URGENT CARE OF LUTZ LLC	1	4,352	1,047	19%	5,400
FLORIDA FAMILY LABORATORY, INC DBA	44	4,923	432	8%	5,399
LABORATORY OF FLORIDA LLC	41	4,914	433	8%	5,388
ADVENTHEALTH CENTRA CARE PORT ORANGE		4,522	854	16%	5,376
MINUTECLINIC LLC #8396		4,559	779	15%	5,338
UNIVERSITY HOSPITAL AND MEDICAL CENTER		4,060	1,259	24%	5,319
ESCAMBIA COMMUNITY CLINICS INC	8	4,005	1,284	24%	5,297
MEDEXPRESS URGENT CARE - ROYAL PALM BEACH		4,728	567	11%	5,295
BAPTIST HEALTH SOUTH FLORIDA - CORAL SPRINGS URGENT CARE		4,530	756	14%	5,286
MEDCOMP SCIENCES LLC	120	3,187	1,978	37%	5,285
ADVENTHEALTH CENTRA CARE SAND LAKE		4,724	561	11%	5,285
MARTIN HOSPITAL SOUTH LAB		4,966	290	6%	5,256
URGENT CARE CURE	2	4,526	727	14%	5,255
BAPTIST HEALTH - NORTH		4,151	1,091	21%	5,242
MEDEXPRESS URGENT CARE - ESTERO		4,703	539	10%	5,242
PALMS OF PASADENA HOSPITAL		4,652	554	11%	5,206
HOLMES REG MED CENTER CLINICAL LAB		4,588	598	12%	5,186
MEDEXPRESS URGENT CARE - GOLDEN GATE		4,578	600	12%	5,178
ADVENTHEALTH CENTRA CARE LEESBURG		4,219	939	18%	5,158
WELLINGTON REGIONAL MEDICAL CENTER		4,731	411	8%	5,142
TRINITY SPRINGS		4,372	729	14%	5,101
BAPTIST HEALTH SOUTH FLORIDA - KENDALE LAKES URGENT CARE		4,106	990	19%	5,096
THE CENTER FOR URGENT CARE	3	4,265	827	16%	5,095
WESTCHESTER HOSPITAL	23	4,138	929	18%	5,090
DOCTORS HOSPITAL OF SARASOTA CLINICAL LABORATORY		4,426	642	13%	5,068
ALTRU DIAGNOSTICS INC	4	4,877	169	3%	5,050
MEDEXPRESS URGENT CARE PALM BEACH GARDENS		4,604	444	9%	5,048
HEALTH FIRST ADVENTHEALTH CENTRA CARE GATEWAY	1	4,530	510	10%	5,041
BAPTIST HEALTH SOUTH FLORIDA - TAMiami TRAIL URGENT CARE		4,062	978	19%	5,040
PEDIATRIC HEALTH CARE ALLIANCE PA		4,596	421	8%	5,017
TALLAHASSEE PRIMARY CARE ASSOCIATES		4,372	591	12%	4,963
RAULERSON HOSPITAL		4,105	821	17%	4,926
BAPTIST HEALTH SOUTH FLORIDA - CORAL GABLES (UNIVERSITY) URGENT CARE		4,149	670	14%	4,819
BAPTIST HEALTH SOUTH FLORIDA - PINECREST URGENT CARE		4,120	678	14%	4,798
BAPTIST HEALTH SOUTH FLORIDA - CORAL GABLES URGENT CARE		3,960	800	17%	4,760
PARAMOUNT URGENT CARE - WINDERMERE	2	3,095	1,630	34%	4,727
MEDEXPRESS URGENT CARE - LAKELAND		4,114	566	12%	4,680
PHARMCO RX	2	4,360	286	6%	4,648
BAYFRONT HEALTH - SEVEN RIVERS		4,231	396	9%	4,627
NIGHT LITE PEDIATRICS	4	3,343	1,258	27%	4,605
BAPTIST HEALTH SOUTH FLORIDA - PALMETTO BAY URGENT CARE		3,858	737	16%	4,595
PREMIER MEDICAL	2	4,492	94	2%	4,588
BETHESDA HOSPITAL WEST		4,112	470	10%	4,582
MEASE DUNEDIN HOSPITAL	5	4,097	477	10%	4,579
ASCENSION SACRED HEART - EMERALD COAST		3,795	746	16%	4,541
MINUTE CLINIC LLC		3,950	591	13%	4,541

COVID-19: testing by laboratory

Data through Apr 2, 2021 verified as of Apr 3, 2021 at 09:25 AM

Data in this report are provisional and subject to change.

The numbers in the table below represent the number of Florida and non-Florida residents for whom test results were received by the Department of Health. A person can be tested by more than one laboratory and can have both positive and negative results. **Therefore, the sum of the numbers in each column will be larger than the total number of people tested.**

Reporting lab	Inconclusive	Negative	Positive	Percent positive	Total
MINUTECLINIC LLC # 0709		3,827	703	16%	4,530
MOFFITT CANCER CENTER	6	4,401	97	2%	4,504
VENTURE MEDICAL OF FLORIDA LLC		4,121	332	7%	4,453
BAYFRONT HEALTH - BROOKSVILLE		3,954	498	11%	4,452
PREMIER URGENT CARE OF BREVARD LLC	4	3,807	537	12%	4,348
ADVENTHEALTH PROMPT CARE	2	3,166	1,179	27%	4,347
ADVENTHEALTH CENTRA CARE COLONIAL TOWN	2	3,868	458	11%	4,328
PALMS MEDICAL GROUP	5	2,968	1,311	31%	4,284
TWIN CITIES HOSPITAL	1	3,765	513	12%	4,279
MEMORIAL HOSPITAL- MIRAMAR	12	3,905	317	7%	4,234
BAYFRONT HEALTH - PUNTA GORDA		3,911	317	7%	4,228
US BIOTEK LABORATORIES	15	3,844	368	9%	4,227
DESOTO MEMORIAL HOSPITAL	3	3,460	754	18%	4,217
BAYA PHARMACY & URGENT CARE		3,108	1,105	26%	4,213
GENESIS DIAGNOSTICS		3,939	244	6%	4,183
AMELIA URGENT CARE		2,545	1,614	39%	4,159
ACCU REFERENCE MEDICAL LAB	9	3,357	790	19%	4,156
DOCTORS TEST CENTERS		3,682	472	11%	4,154
ENGLEWOOD COMMUNITY HOSPITAL		3,785	365	9%	4,150
BAYFRONT HEALTH - SPRING HILL		3,779	344	8%	4,123
QUICK CARE MED PL	2	3,423	683	17%	4,108
NIGHT LITE PEDIATRICS URGENT CARE	1	3,417	649	16%	4,067
ADVENTIST HEALTH SYSTEMS SUNBELT IN DBA		3,588	460	11%	4,048
ADVENTHEALTH CENTRA CARE		3,595	444	11%	4,039
LAKESIDE MEDICAL CENTER		3,183	814	20%	3,997
MEDEXPRESS URGENT CARE CAPE CORAL		3,413	554	14%	3,967
FLAGLER HOSPITAL LABORATORY	8	2,914	1,020	26%	3,942
MINUTECLINIC LLC #3463		3,254	620	16%	3,874
MC DIAGNOSTIC OF CONNECTICUT, PC #2220		3,326	532	14%	3,858
MINUTECLINIC LLC #3631		3,271	578	15%	3,849
PARAMOUNT URGENT CARE INC		1,787	2,057	54%	3,844
MINUTECLINIC LLC 5852		3,250	551	14%	3,801
BAPTIST HEALTH SOUTH FLORIDA - DAVIE URGENT CARE		3,112	670	18%	3,782
SIPARADIGM LLC	54	3,437	256	7%	3,747
MINUTECLINIC LLC #5253		3,098	617	17%	3,715
MINUTECLINIC LLC #5249		2,983	698	19%	3,681
BAPTIST HEALTH SOUTH FLORIDA - WESTON URGENT CARE		3,190	468	13%	3,658
MEDEXPRESS URGENT CARE LEHIGH ACRES		3,156	495	14%	3,651
CLARITY LAB SOLUTIONS LLC		3,608	4	0%	3,612
HIGHLANDS REGIONAL MEDICAL CENTER		2,810	776	22%	3,586
HEALTH FIRST ADVENTHEALTH CENTRA CARE COCOA		3,206	347	10%	3,553
MINUTECLINIC LLC #5190		2,924	629	18%	3,553
PROHEALTH	3	1,964	1,576	44%	3,543
BARTOW REGIONAL MEDICAL CENTER	1	2,978	551	16%	3,530
ADVENTHEALTH CENTRA CARE WINTER HAVEN	1	2,619	890	25%	3,510
MINUTECLINIC LLC #5854		2,908	563	16%	3,471
VERILY LIFE SCIENCES	1	3,401	46	1%	3,448

COVID-19: testing by laboratory

Data through Apr 2, 2021 verified as of Apr 3, 2021 at 09:25 AM

Data in this report are provisional and subject to change.

The numbers in the table below represent the number of Florida and non-Florida residents for whom test results were received by the Department of Health. A person can be tested by more than one laboratory and can have both positive and negative results. **Therefore, the sum of the numbers in each column will be larger than the total number of people tested.**

Reporting lab	Inconclusive	Negative	Positive	Percent positive	Total
PRECISION HEALTH SOLUTIONS		3,271	174	5%	3,445
CARENOW URGENT CARE	1	2,126	1,304	38%	3,431
BRASHEAR'S VITAL CARE CORP		2,709	715	21%	3,424
MIDWAY SPECIALTY CARE CENTER DIAGNOSTICS	38	3,146	238	7%	3,422
BAPTIST HEALTH SOUTH FLORIDA - BRICKELL URGENT CARE		2,830	589	17%	3,419
ADVENT HEALTH - NEW SMYRNA		2,788	614	18%	3,402
IMMOKALEE CHD		3,155	234	7%	3,389
BAPTIST HEALTH URGENT CARE AT SAWGRASS		2,816	570	17%	3,386
HEALTH FIRST ADVENTHEALTH CENTRA CARE MALABAR		3,028	323	10%	3,351
ADVENTHEALTH CENTRA CARE KIDS LAKE MARY		3,082	250	8%	3,332
BAYFRONTVENICEREGIONAL		3,229	101	3%	3,330
MEDEXPRESS URGENT CARE - DELAND		2,962	359	11%	3,321
LOWER KEYS MEDICAL CENTER		3,006	293	9%	3,299
ADVENT HEALTH CENTRA CARE -WINTER PARK KIDS URGENT CARE	4	3,000	275	8%	3,279
MINUTECLINIC LLC #3662		2,775	492	15%	3,267
MINUTECLINIC LLC #4415		2,747	494	15%	3,241
MEDIPATH LLC		2,818	420	13%	3,238
WALGREEN CO	2	2,843	357	11%	3,202
HOLIDAY CVS LLC DBA CVS PHARMACY #5154		3,109	90	3%	3,199
MEDONE PLLC		2,444	754	24%	3,198
SELECT LABORATORIES - MARION COUNTY, FL LLC	5	2,878	307	10%	3,190
GENOSUR LLC	7	3,138	37	1%	3,182
PARAMOUNT URGENT CARE - ORLANDO		2,196	976	31%	3,172
MEDEXPRESS URGENT CARE - VERO BEACH		2,752	415	13%	3,167
MINUTECLINIC LLC #7886		2,754	412	13%	3,166
PRIMEHEALTH URGENT CARE INC		2,692	461	15%	3,153
MINUTECLINIC LLC #5214		2,694	449	14%	3,143
MINUTECLINIC LLC #1771		2,658	482	15%	3,140
MINUTECLINIC LLC #7887		2,732	398	13%	3,130
MINUTECLINIC LLC # 3930		2,702	417	13%	3,119
MINUTECLINIC, LLC #4015		2,449	640	21%	3,089
MINUTECLINIC LLC #4458		2,570	515	17%	3,085
EXACT SCIENCES LABORATORIES, LLC		2,808	270	9%	3,078
BMCT Molecular Diagnostics Subsection		2,566	511	17%	3,077
MINUTECLINIC LLC # 0514		2,693	373	12%	3,066
MEMORIAL HOSPITAL PEMBROKE	3	2,706	348	11%	3,057
BAPTIST HEALTH EMERGENCY CENTER COUNTRY WALK	1	2,585	469	15%	3,055
MINUTECLINIC LLC #7225		2,605	449	15%	3,054
MINUTECLINIC LLC #3814		2,591	462	15%	3,053
BAPTIST HEALTH - CLAY		2,625	402	13%	3,027
MARINERS HOSPITAL	1	2,736	290	10%	3,027
SCION LAB SERVICES LLC	26	2,786	210	7%	3,022
PHYSICIANS REGIONAL MEDICAL CENTER - COLLIER BLVD	1	2,216	788	26%	3,005
MINUTECLINIC LLC # 3686		2,565	419	14%	2,984
GESSLER CLINIC	2	2,051	930	31%	2,983
ACCESS POINT HEALTHCARE URGENT & PRIMARY CARE	2	2,279	683	23%	2,964
VETERANS AFFAIRS MEDICAL CENTER - ORLANDO	1	1,343	1,618	55%	2,962

COVID-19: testing by laboratory

Data through Apr 2, 2021 verified as of Apr 3, 2021 at 09:25 AM

Data in this report are provisional and subject to change.

The numbers in the table below represent the number of Florida and non-Florida residents for whom test results were received by the Department of Health. A person can be tested by more than one laboratory and can have both positive and negative results. **Therefore, the sum of the numbers in each column will be larger than the total number of people tested.**

Reporting lab	Inconclusive	Negative	Positive	Percent positive	Total
MINUTECLINIC LLC #3257		2,458	484	16%	2,942
MINUTECLINIC, LLC #3204		2,452	480	16%	2,932
KEYS AHEC SCHOOL MEDICAL CLINIC	15	2,777	127	4%	2,919
ADVENTHEALTH CENTRA CARE CONWAY		2,483	435	15%	2,918
MARION E FETHER MEDICAL CENTER, THE		2,663	244	8%	2,907
PARAMOUNT URGENT CARE - OVIEDO		2,018	879	30%	2,897
MINUTECLINIC LLC #1055		2,360	527	18%	2,887
STONE CLINICAL LABORATORIES		2,790	96	3%	2,886
WALGREENS ORLANDO	3	2,538	340	12%	2,881
NXGEN MDX LLC	6	2,556	312	11%	2,874
BLUE MED CONSULTANTS		2,753	108	4%	2,861
MINUTECLINIC LLC #3003		2,331	529	18%	2,860
MEDEXPRESS URGENT CARE CORAL SPRINGS		2,551	299	10%	2,850
MINUTECLINIC LLC #3291		2,454	392	14%	2,846
MEDEXPRESS FORT MYERS		2,491	349	12%	2,840
AFC PHYSICIANS OF FLORIDA		2,176	660	23%	2,836
MINUTECLINIC LLC #7973		2,460	367	13%	2,827
CAREFAST+	1	2,065	748	27%	2,814
MINUTECLINIC, LLC #5817		2,311	480	17%	2,791
MINUTECLINIC LLC #3705		2,452	335	12%	2,787
CELESTA MEDICAL SERVICES LLC DBA - AMERICAN RESEARCH LABS		2,544	236	8%	2,780
MINUTECLINIC LLC # 7933		2,463	316	11%	2,779
MINUTECLINIC LLC #3255		2,451	325	12%	2,776
MINUTECLINIC LLC #3748		2,251	511	19%	2,762
MINUTECLINIC LLC # 3579		2,287	468	17%	2,755
BAPTIST HEALTHCARE - GULF BREEZE HOSPITAL	3	2,282	464	17%	2,749
CITRUS MEMORIAL HOSPITAL LABORATORY		2,251	497	18%	2,748
SACRED HEART HEALTH SYSTEM, INC	1	1,871	872	32%	2,744
BAPTIST HEALTH - OAKLEAF		2,286	446	16%	2,732
STEWART ROCKLEDGE HOSPITAL	1	2,400	327	12%	2,728
MINUTECLINIC LLC #5924		2,306	395	15%	2,701
MINUTECLINIC LLC #7173		2,356	340	13%	2,696
MINUTECLINIC, LLC (CLINIC 10699)		2,334	338	13%	2,672
MINUTECLINIC LLC #5216		2,282	371	14%	2,653
BAY MEDICAL CENTER SACRED HEART HEALTH SYSTEM		2,051	588	22%	2,639
MINUTECLINIC LLC #3654		2,191	442	17%	2,633
MEDEXPRESS URGENT CARE - CLEWISTON		2,201	432	16%	2,633
EMERALD COAST URGENT CARE, LLC	1	1,970	660	25%	2,631
MEDIQUICK URGENT CARE CENTERS INC		1,950	662	25%	2,612
MINUTECLINIC LLC #4612		2,102	482	19%	2,584
ADVENT HEALTH - OCALA		2,124	447	17%	2,571
BAPTIST HEALTH SOUTH FLORIDA - MIAMI BEACH URGENT CARE		2,197	373	15%	2,570
MINUTECLINIC LLC #4024		2,230	327	13%	2,557
ADVENT HEALTH - DADE CITY		2,241	306	12%	2,547
PHYSICIANS PRIMARY CARE	2	2,279	254	10%	2,535
MEDEXPRESS URGENT CARE BOCA RATON		2,301	233	9%	2,534
MINUTECLINIC LLC #3285		2,200	330	13%	2,530

COVID-19: testing by laboratory

Data through Apr 2, 2021 verified as of Apr 3, 2021 at 09:25 AM

Data in this report are provisional and subject to change.

The numbers in the table below represent the number of Florida and non-Florida residents for whom test results were received by the Department of Health. A person can be tested by more than one laboratory and can have both positive and negative results. **Therefore, the sum of the numbers in each column will be larger than the total number of people tested.**

Reporting lab	Inconclusive	Negative	Positive	Percent positive	Total
MINUTECLINIC LLC #1807		2,119	395	16%	2,514
MINUTECLINIC LLC #3648		2,050	462	18%	2,512
CHARLES AIESI CONSULTING INC	12	2,221	276	11%	2,509
AFC PHYSICIANS OF FLORIDA PA		1,974	523	21%	2,497
DONALD W ROBERTSON DO PA		1,952	541	22%	2,493
PATIENTS FIRST - THOMASVILLE ROAD		2,206	271	11%	2,477
HEALTH CARE DISTRICT OF PALM BEACH COUNTY	1	2,260	216	9%	2,477
SPECTOR SCIENTIFIC LAB	11	1,705	750	30%	2,466
EMERGENCY PHYSICIANS MEDICAL CENTER		1,361	1,100	45%	2,461
MINUTECLINIC LLC #4201		2,148	310	13%	2,458
EMERALD COAST URGENT CARE LLC		1,804	654	27%	2,458
DR G'S URGENT CARE		2,131	322	13%	2,453
MINUTECLINIC LLC #3635		2,130	323	13%	2,453
VA PAIN CLINIC	4	2,354	88	4%	2,446
MINUTECLINIC LLC #476		2,118	323	13%	2,441
MINUTECLINIC LLC #5069		2,032	393	16%	2,425
MINUTECLINIC LLC #6007		2,086	338	14%	2,424
COMMUNITY HEALTH NORTHWEST FLORIDA	4	1,856	553	23%	2,413
PHYSICIANS STAT LAB	3	1,072	1,335	55%	2,410
FLORIDA MEDICAL CLINIC	3	1,110	1,297	54%	2,410
MINUTECLINIC LLC #1350		2,108	293	12%	2,401
VITRO MOLECULAR LABORATORIES	50	2,178	168	7%	2,396
JUPITER MEDICAL CENTER URGENT CARE		1,861	534	22%	2,395
MINUTECLINIC LLC #1821		2,136	240	10%	2,376
PARRISH MEDICAL CENTER	1	2,087	286	12%	2,374
WHOLE FAMILY HEALTH CENTER INC		1,965	405	17%	2,370
TAMPA COMMUNITY HOSPITAL		2,031	335	14%	2,366
MINUTECLINIC LLC #8381		2,044	315	13%	2,359
BOND URGENT CARE LLC		1,777	574	24%	2,351
AMELIA EXPRESS CARE LLC	10	2,010	318	14%	2,338
LAKELAND REGIONAL HEALTH PABLO		2,053	276	12%	2,329
PHYSICIAN ASSOCIATES		2,070	240	10%	2,310
LEE HEALTH - COCONUT POINT CLINICAL LAB	2	1,872	433	19%	2,307
LAKE WALES MEDICAL CENTER INC		2,018	281	12%	2,299
ASCENSION SACRED HEART - GULF		1,765	530	23%	2,295
JACKSON HOSPITAL CLINICAL LABORATORY		1,980	306	13%	2,286
CORE DIAGNOSTIC LABORATORIES LLC	17	1,915	324	14%	2,256
MINUTECLINIC LLC #5157		1,959	291	13%	2,250
ASSOCIATED PATHOLOGISTS, LLC	3	1,846	390	17%	2,239
MINUTECLINIC, LLC # 4469		1,960	273	12%	2,233
PRIMEHEALTH URGENT CARE	1	1,865	361	16%	2,227
INTELEX LABS, LLC		2,149	75	3%	2,224
NCHMD INC		1,878	344	15%	2,222
UNIVERSITY OF NORTH FLORIDA STUDENT HEALTH		2,144	74	3%	2,218
MINI ER WATERFORD LAKES, THE		1,879	301	14%	2,180
MINUTECLINIC LLC #1815		1,937	236	11%	2,173
MEDEXPRESS PORT CHARLOTTE		1,938	225	10%	2,163

COVID-19: testing by laboratory

Data through Apr 2, 2021 verified as of Apr 3, 2021 at 09:25 AM

Data in this report are provisional and subject to change.

The numbers in the table below represent the number of Florida and non-Florida residents for whom test results were received by the Department of Health. A person can be tested by more than one laboratory and can have both positive and negative results. **Therefore, the sum of the numbers in each column will be larger than the total number of people tested.**

Reporting lab	Inconclusive	Negative	Positive	Percent positive	Total
FLOWERS HOSPITAL		1,966	190	9%	2,156
MINUTECLINIC LLC #214		1,814	325	15%	2,139
PENSACOLA PEDIATRICS PA	1	1,914	174	8%	2,089
GENOME LLC	2	1,933	152	7%	2,087
FIU-HEALTH AUXILIARY LABORATORY	6	1,917	119	6%	2,042
OPTUM LABS LLC	1	1,847	190	9%	2,038
NCH NORTHEAST	7	1,604	427	21%	2,038
MINUTECLINIC LLC #3236		1,725	295	15%	2,020
GENUS3		1,940	74	4%	2,014
MARTIN HEALTH SYSTEM - ST LUCIE WEST		1,820	185	9%	2,005
LITTLE PINE PEDIATRICS	1	1,686	275	14%	1,962
BAPTIST HEALTH EMERGENCY CENTER AT WEST CORAL WAY		1,578	383	20%	1,961
DOC SMILEYS URGENT CARE LLC		1,599	358	18%	1,957
DOC SMILEY'S URGENT CARE		1,706	247	13%	1,953
MINUTECLINIC LLC #3637		1,568	376	19%	1,944
MEDFAST URGENT CARE CENTERS LLC	2	608	1,325	68%	1,935
BARDMOOR LABORATORY	9	1,631	294	15%	1,934
KETAMINE HEALTH CENTERS LLC	1	1,661	152	8%	1,814
BAYFRONT HEALTH - CITRUS HILLS		1,593	216	12%	1,809
LABORATORY SPECIALISTS OF MICHIGAN		1,494	313	17%	1,807
BROWNWOOD CARE CENTER		1,579	227	13%	1,806
NEIGHBORHOOD MEDICAL CENTER INC	17	1,574	183	10%	1,774
MEDICAL CONSULTANTS OF FLORIDA, LLC	2	1,497	273	15%	1,772
MINUTECLINIC, LLC #3245		1,429	337	19%	1,766
RIVER TOWN DIAGNOSTIC LLC		1,470	286	16%	1,756
GENESIS LABORATORY MANAGEMENT	14	1,500	240	14%	1,754
WHITE WILSON MEDICAL CENTER		399	1,344	77%	1,743
MIAMI JEWISH HEALTH SYSTEMS		1,671	68	4%	1,739
Community_Health		1,533	199	11%	1,732
IGENOMIX USA LLC	50	1,518	157	9%	1,725
SPARROW HEALTHCARE	2	1,468	254	15%	1,724
NORTH SHORE LONG ISLAND JEWISH HEALTH	1	1,629	90	5%	1,720
ARCPOINT LABS		1,143	567	33%	1,710
STATMED OCALA	6	1,507	191	11%	1,704
JW PLASTIC SURGERY		1,449	244	14%	1,693
LABTECH DIAGNOSTIC		1,372	287	17%	1,659
ADVANCED MEDICAL OF NAPLES LLC		1,480	176	11%	1,656
ED FRASER MEMORIAL HOSPITAL		1,398	246	15%	1,644
WILLIAM OWEN PASS PARK		1,417	223	14%	1,640
MINUTECLINIC LLC #8927		1,392	234	14%	1,626
READY RESPONDERS FLORIDA, PLLC		1,391	218	14%	1,609
SHELL POINT NURSING PAVILION	1	1,530	73	5%	1,604
OPTEO LABORATORY		1,567	34	2%	1,601
ELLENTON URGENT CARE		1,361	234	15%	1,595
MINUTECLNIC LLC		1,405	184	12%	1,589
MINUTECLINIC LLC #5187		1,385	195	12%	1,580
ASSURANCE SCIENTIFIC LABORATORIES	1	1,293	283	18%	1,577

COVID-19: testing by laboratory

Data through Apr 2, 2021 verified as of Apr 3, 2021 at 09:25 AM

Data in this report are provisional and subject to change.

The numbers in the table below represent the number of Florida and non-Florida residents for whom test results were received by the Department of Health. A person can be tested by more than one laboratory and can have both positive and negative results. **Therefore, the sum of the numbers in each column will be larger than the total number of people tested.**

Reporting lab	Inconclusive	Negative	Positive	Percent positive	Total
MELBOURNE MEDICAL LABORATORY☐	2	1,366	203	13%	1,571
GRAVITY DIAGNOSTICS, LLC	3	1,415	148	9%	1,566
OPTUMCARE FLORIDA LLC		1,264	279	18%	1,543
BAPTIST HEALTH SOUTH FLORIDA - COUNTRY WALK URGENT CARE EXPRESS		1,305	236	15%	1,541
ER QUICKCARE PL		1,324	206	13%	1,530
PROHEALTH MEDICAL CLINIC		897	631	41%	1,528
BIO-TECH CLINICAL LABORATORIES INC		1,341	183	12%	1,524
FLORIDA DEPARTMENT OF HEALTH IN POLK COUNTY	2	1,177	343	23%	1,522
PROJECT HEALTH, INC SUMTERVILLE	5	1,245	268	18%	1,518
FIRST QUALITY LABORATORY		1,416	98	6%	1,514
PATIENTS FIRST LAKE ELLA MEDICAL CENTER		1,358	155	10%	1,513
MEDEXPRESS URGENT CARE - JAX ATLANTIC BLVD		1,302	209	14%	1,511
BIOCERNA LLC	9	1,337	165	11%	1,511
VRL EUROFINIS		1,459	39	3%	1,498
UNIVERSITY OF ALABAMA AT BIRMINGHAM		1,449	48	3%	1,497
SUNRISE URGENT CARE ASSOCIATES LLC D/B/A	9	1,002	446	31%	1,457
BAPTIST HEALTH SOUTH FLORIDA - KEY BISCANE URGENT CARE EXPRESS		1,276	180	12%	1,456
PEDIATRIC HEALTH CARE ALLIANCE - NORTHDAL		1,330	125	9%	1,455
PARAMOUNT URGENT CARE VILLAGES		942	513	35%	1,455
ADVANCE MEDICAL OF NAPLES		327	1,124	77%	1,451
BAPTIST HEALTHCARE - JAY HOSPITAL	3	1,074	372	26%	1,449
CAREFAST MURABELLA		967	479	33%	1,446
UHEALTH DEERFIELD BEACH/UMSYLVESTER DEERFIELD BEACH LABORATORY	3	1,380	55	4%	1,438
CAREMED CLINIC LLC	1	1,141	289	20%	1,431
TOM LEE COMMUNITY HEALTH CENTER		946	481	34%	1,427
PATIENTS CHOICE LABORATORIES		831	592	42%	1,423
NYU HOSPITALS CENTER CLINICAL LABORATORIES		1,367	44	3%	1,411
COASTAL LABORATORIES	1	1,120	287	20%	1,408
TEMPUS CLINICAL LABORATORY	10	1,246	151	11%	1,407
UHEALTH CLINIC AT WALGREENS		1,141	261	19%	1,402
SMA LAB	10	1,236	155	11%	1,401
TREASURE COAST MEDICAL ASSOCIATES INC		747	642	46%	1,389
HEALTH CENTRAL CLINICAL LABORATORY		1,253	134	10%	1,387
AMELIA EXPRESS CARE	1	772	613	44%	1,386
ST ANNES NURSING CENTER		1,355	28	2%	1,383
EUROFINIS NTD, LLC		1,338	44	3%	1,382
BROAD INSTITUTE CLINICAL SEQUENCING RESEARCH PLATFORM	10	1,303	44	3%	1,357
ASCENSION ST VINCENT'S - SOUTHSIDE		1,308	49	4%	1,357
APALACHEE CORRECTIONAL INSTITUTION EAST UNIT		1,322	26	2%	1,348
ADVENTHEALTH CENTRA CARE TRINITY		1,169	174	13%	1,343
VAVA PARTNERS LLC		528	813	61%	1,341
MYTEST DIAGNOSTICS		1,263	67	5%	1,330
PALM BAY HOSPITAL CLINICAL LABORATORY		955	373	28%	1,328
PARAMOUNT URGENT CARE - CLERMONT		768	552	42%	1,320
CREEKSIDE CARE CENTER	1	1,127	167	13%	1,295
QUICK CARE MED		1,001	292	23%	1,293
INNOVATIVE TRANSFUSION MEDICINE, INC	11	1,105	170	13%	1,286

COVID-19: testing by laboratory

Data through Apr 2, 2021 verified as of Apr 3, 2021 at 09:25 AM

Data in this report are provisional and subject to change.

The numbers in the table below represent the number of Florida and non-Florida residents for whom test results were received by the Department of Health. A person can be tested by more than one laboratory and can have both positive and negative results. **Therefore, the sum of the numbers in each column will be larger than the total number of people tested.**

Reporting lab	Inconclusive	Negative	Positive	Percent positive	Total
XPRESS URGENT CARE	4	1,080	194	15%	1,278
HOLIDAY CVS LLC DBA CVSPHARMACY #5155		1,212	60	5%	1,272
LAB24 INC	3	594	674	53%	1,271
ADDICTION LABS OF AMERICA	3	1,187	79	6%	1,269
ABSOLUTE GENOMICS	2	1,054	205	16%	1,261
PRIMARY CARE SOUTH INC		801	438	35%	1,239
SOLARIS HEALTHCARE PALATKA		1,127	103	8%	1,230
NAPLES URGENT CARE	1	796	431	35%	1,228
STAGEZERO LIFE SCIENCES INC	4	1,120	103	8%	1,227
PALM HARBOR PHARMACY		1,061	165	13%	1,226
USF MORSANI CENTER FOR ADVANCED HEALTH CARE		1,072	148	12%	1,220
PALM BEACH ATLANTIC UNIVERSITY		1,183	36	3%	1,219
NORTH FLORIDA PEDIATRICS-TALLAHASSEE	1	1,115	103	8%	1,219
ADVANCED DIAGNOSTIC LABORATORY		1,171	47	4%	1,218
CLINICORE		1,124	91	7%	1,215
NORTH VISTA HOSPITAL LABORATORY		1,031	179	15%	1,210
ST PETERSBURG PEDIATRICS	1	1,085	114	10%	1,200
ACCESS MEDICAL LABS		746	448	38%	1,194
PROFESSIONAL HEALTH EXAMINERS DBA PROHEALTH	1	969	224	19%	1,194
EPN URGENT CARE NAPLES	2	792	394	33%	1,188
PROJECT HEALTH INC	4	1,011	168	14%	1,183
CARENOW URGENT CARE – FORT PIERCE		833	345	29%	1,178
COASTAL PEDIATRIC GROUP		1,019	154	13%	1,173
LPG COCONUT POINT		976	190	16%	1,166
NORTH FLORIDA PEDIATRICS - LAKE CITY		948	217	19%	1,165
AMERICAN SCIENTIFIC LABORATORIES LLC		1,135	14	1%	1,149
ARCPPOINT LABS OF CORAL SPRINGS FL		988	160	14%	1,148
CAPSTONE HEALTHCARE		802	330	29%	1,132
VERITAS GENETICS	61	945	119	11%	1,125
STEWART REFERENCE LABORATORY	1	611	505	45%	1,117
EMERALD COAST PEDIATRICS		1,058	57	5%	1,115
CATALYST WALK IN CLINIC		885	229	21%	1,114
GROWING TOGETHER PEDIATRICS LLC		1,044	62	6%	1,106
GENEIQ		1,035	63	6%	1,098
XYZ LABORATORY	8	942	146	13%	1,096
PEDIATRICS OF CENTRAL FLORIDA PA	20	1,014	55	5%	1,089
PRIMARY CARE OF THE TREASURE COAST		941	134	12%	1,075
TYNDALL AIR FORCE BASE		857	210	20%	1,067
AMERICAN FAMILY CARE PENSACOLA WEST		533	533	50%	1,066
HENDRY REGIONAL MEDICAL CENTER CLINICAL LABORATORY		809	253	24%	1,062
RAINBOW RIVER MEDICAL LABORATORY		977	83	8%	1,060
PROFESSIONAL HEALTH EXAMINERS		914	146	14%	1,060
FISHERMENS HOSPITAL CLINICAL LAB		942	92	9%	1,034
PENSACOLA PEDIATRICS	3	794	236	23%	1,033
LENCO MEDICAL LABORATORY		975	54	5%	1,029
MINUTECLINIC, LLC DBA MINUTECLINIC #4717		985	42	4%	1,027
CAPE CANAVERAL HOSPITAL		740	283	28%	1,023

COVID-19: testing by laboratory

Data through Apr 2, 2021 verified as of Apr 3, 2021 at 09:25 AM

Data in this report are provisional and subject to change.

The numbers in the table below represent the number of Florida and non-Florida residents for whom test results were received by the Department of Health. A person can be tested by more than one laboratory and can have both positive and negative results. **Therefore, the sum of the numbers in each column will be larger than the total number of people tested.**

Reporting lab	Inconclusive	Negative	Positive	Percent positive	Total
INTERLACHEN PEDIATRICS		973	38	4%	1,011
VERITOR		850	158	16%	1,008
PHAROS HEALTH		756	246	25%	1,002
VRL EUROFINs - DALLAS		987	13	1%	1,000
EAST LAKE PEDIATRICS		878	121	12%	999
WOODLANDS MEDICAL SPECIALISTS		729	262	26%	991
LAKELAND REGIONAL HEALTH - PWC/OB		36	954	96%	990
INTERLACHEN PEDIATRICS PA		939	45	5%	984
THE HEALTH CENTER OF PLANT CITY		906	76	8%	982
ADVENTHEALTH EXPRESS CARE AT WALGREENS		839	125	13%	964
HALIFAX MEDICAL CENTER-PORT ORANGE LAB		830	133	14%	963
NORTH FLORIDA PEDIATRICS PA - SUWANNEE	3	832	126	13%	961
NORTH OKALOOSA MEDICAL CENTER		621	338	35%	959
HISTOPATHOLOGY SERVICES, LLC		844	106	11%	950
SPEARHEAD MEDICAL		848	94	10%	942
ENCOMPASS HEALTH		915	22	2%	937
UNIVERSITY OF WEST FLORIDA STUDENT HEALTH SERVICES	1	808	127	14%	936
MOLECULAR TESTING LABS		852	83	9%	935
BAPTIST HEALTH - MD ANDERSON CANCER CENTER		928	5	1%	933
COVANCE CLINICAL RESEARCH UNIT INC		902	26	3%	928
INTEGRITY LABORATORIES, LLC	4	756	165	18%	925
GENE TOX WORLDWIDE	60	736	125	14%	921
C.W. BILL YOUNG VA MEDICAL CENTER	1	21	898	98%	920
FAST TRACK URGENT CARE CENTER		4	915	100%	919
TACACHALE CLINICAL LABORATORY	1	869	49	5%	919
NORTH FLORIDA PEDIATRICS PA	2	784	114	13%	900
LOOP PEDIATRICS PA	3	755	138	15%	896
LEE COUNTY EMERGENCY MEDICAL SERVICE	1	771	121	14%	893
CONSULATE HEALTH CARE OF NEW PORT RICHEY	2	764	125	14%	891
DEPARTMENT OF CLINICAL LABS	1	865	20	2%	886
CHILDRENS MEDICAL ASSOCIATION		802	80	9%	882
COLLIER URGENT CARE CENTERS CREEKSIDE		773	101	12%	874
CVS HEALTH		688	186	21%	874
POINT OF CARE TESTING	1	125	747	86%	873
NORTH SHORE LIJ URGENT CARE PC		819	51	6%	870
JACKSONVILLE BEACH PEDIATRIC CARE CENTER		801	64	7%	865
DOCTOR'S MEMORIAL HOSPITAL		694	165	19%	859
BREVARD HEALTH ALLIANCE		577	276	32%	853
VIERA HOSPITAL, INC		676	172	20%	848
COASTAL PHYSICIANS, LLC		687	161	19%	848
REDI MED LLC		684	162	19%	846
NORTH FLORIDA MEDICAL GROUP		694	150	18%	844
FAMILY HEALTH CENTERS OF SWF LABS	2	737	100	12%	839
24 HOUR PEDIATRIC CARE CENTER	4	774	58	7%	836
CRUCIAL CARE EMERGENCY MEDICINE DOCTORS		667	166	20%	833
SOLARIS HEALTHCARE CHARLOTTE HARBOR		776	50	6%	826
Tampa Lakes Health and Rehabilitation Center	2	750	73	9%	825

COVID-19: testing by laboratory

Data through Apr 2, 2021 verified as of Apr 3, 2021 at 09:25 AM

Data in this report are provisional and subject to change.

The numbers in the table below represent the number of Florida and non-Florida residents for whom test results were received by the Department of Health. A person can be tested by more than one laboratory and can have both positive and negative results. **Therefore, the sum of the numbers in each column will be larger than the total number of people tested.**

Reporting lab	Inconclusive	Negative	Positive	Percent positive	Total
NCHMD, INC SOUTHEAST IMMEDIATE CARE		641	183	22%	824
CENTRAL FLORIDA HEALTH CARE INC		707	114	14%	821
FLORIDA HOSPITAL ORLANDO		743	74	9%	817
CYPRESS VILLAGE	1	791	25	3%	817
ASAP LABS LLC	7	655	151	19%	813
ASCENSION ST VINCENT'S - CLAY		775	35	4%	810
ANY LAB TEST NOW	1	552	255	32%	808
CALHOUN LIBERTY HOSPITAL		645	163	20%	808
MIDWAY SPECIATLY CARE CENTER	1	584	221	27%	806
PRIMARY CARE SERVICES AT INDIAN RIVER ESTATES		779	25	3%	804
PRIMARY CARE SERVICES AT ST ANDREWS ESTATES		803			803
AUGUSTUS LABS LLC		663	139	17%	802
LIFE CARE CENTER OF NEW PORT RICHEY		765	37	5%	802
LAB DOCTOR		705	95	12%	800
PALM GARDEN OF PORT SAINT LUCIE		790	10	1%	800
FG RAPID RESULTS	5	470	324	41%	799
NITE LITE PEDIATRICS		234	564	71%	798
DYNIX DIAGNOSTICS	2	528	267	34%	797
NONE		308	487	61%	795
GOLDEN GATE FAMILY CLINIC		332	461	58%	793
CARE ONE OF FLORIDA LLC		542	250	32%	792
EAST LAKE PEDIATRICS PA		718	73	9%	791
PEBBLEBROOK PHARMACY	1	663	122	16%	786
BREVARD HEALTH ALLIANCE INC, THE		740	46	6%	786
FLORIDA GULF COAST UNIVERSITY		594	189	24%	783
BETHESDA HEALTH URGENT CARE		660	123	16%	783
SPRING HILL HEALTH AND REHABILITATION CENTER		757	25	3%	782
AMERICAN MEDICAL RESPONSE		772	8	1%	780
CLINICAL PATHOLOGY LABS INC		703	77	10%	780
VITAS HEALTHCARE CORPORATION OF FLA	1	769	5	1%	775
PALACE NURSING HOME & REHAB CENTER		737	36	5%	773
DAIRY ROAD URGENT CARE	2	643	128	17%	773
TELESCOPE HEALTH LLC	4	646	119	15%	769
VENICE REGIONAL BAYFRONT HEALTH (PULMONARY)		637	130	17%	767
MACDILL AIR FORCE BASE		713	51	7%	764
FLAGLER COUNTY HEALTH DEPARTMENT	3	587	172	23%	762
Fernandina Beach Rehabilitation and Nursing Center	1	742	19	2%	762
Victoria Nursing and Rehabilitation Center		707	53	7%	760
POINT WASHINGTON MEDICAL CLINIC	1	551	207	27%	759
WILLOWBROOKE COURT AT EDGEWATER POINTE ESTATES		743	9	1%	752
NORTHEAST FLORIDA NEUROLOGY CLINICS, INC		637	113	15%	750
CLARITY LABS		652	92	12%	744
EXPRESS PHARMACY		688	55	7%	743
SANTA ROSA MEDICAL GROUP		575	167	23%	742
FAMILY HEALTH CENTERS OF SOUTHWEST FLORIDA INC		657	85	11%	742
ORLANDO HEALTH AND REHAB CENTER		698	44	6%	742
ETHOS WELLNESS PHARMACY		696	45	6%	741

COVID-19: testing by laboratory

Data through Apr 2, 2021 verified as of Apr 3, 2021 at 09:25 AM

Data in this report are provisional and subject to change.

The numbers in the table below represent the number of Florida and non-Florida residents for whom test results were received by the Department of Health. A person can be tested by more than one laboratory and can have both positive and negative results. **Therefore, the sum of the numbers in each column will be larger than the total number of people tested.**

Reporting lab	Inconclusive	Negative	Positive	Percent positive	Total
GULF COAST VILLAGE		703	37	5%	740
ADVENT HEALTH LAB - ORLANDO		434	305	41%	739
MOORINGS PARK INSTITUTE, INC, THE		709	28	4%	737
KENDALL HEALTHCARE PROPERTIES DBA	2	705	27	4%	734
SOUTHEAST ALABAMA MEDICAL CENT		678	56	8%	734
MAIN STREET MEDICAL CENTER		191	528	73%	719
DISNEY COVID TEST SITE		703	14	2%	717
Crestview Rehabilitation Center	5	580	129	18%	714
PHYSICIANS STAT LAB INC		626	87	12%	713
BOND AND STEELE CLINIC PA		504	203	29%	707
GRAND COURT TAMPA		701	4	1%	705
PALM GARDEN OF VERO BEACH		660	43	6%	703
BOCA GRANDE HEALTH CLINIC		664	37	5%	701
AFC URGENT CARE CLEARWATER	1	171	527	75%	699
ADVENTHEALTH MEDICAL GROUP PROMPT CARE		500	198	28%	698
PREMIER MEDICAL LABORATORY SERVICES	2	468	225	32%	695
MOUNT SINAI LABORATORY		658	32	5%	690
PEDIATRIC HEALTHCARE ALLIANCE		646	39	6%	685
NCH HEALTHCARE SYSTEM MICROBIOLOGY LAB		2	680	100%	682
SUWANNEE HEALTH AND REHABILITATION CENTER		677	5	1%	682
CARITHERS PEDIATRIC GROUP		625	55	8%	680
ORANGE BLOSSOM FAMILY HEALTH		640	35	5%	675
LIFE CARE CENTER OF ORANGE PARK		643	32	5%	675
TREE HOUSE PEDIATRICS PLLC		606	67	10%	673
MEDICAL FP - WHOLE FAMILY HEALTH CENTER		552	120	18%	672
GULF COAST MOLECULAR LABORATORIES	13	555	104	15%	672
MEDONE URGENT CARE CENTER		449	223	33%	672
MINI ER ADULT AND PEDIATRIC URGENT CARE		574	98	15%	672
RESTORE HEALTH URGENT CARE		538	134	20%	672
LIFE CARE CENTER OF PENSACOLA		622	49	7%	671
JOHN KNOX VILLAGE HEALTH CENTER		642	26	4%	668
THE PRESERVE		655	10	2%	665
MEDICAL CENTER OF DELTONA, INC		562	103	15%	665
NATURE COAST MEDICAL GROUP		553	110	17%	663
FORT MYERS INTERNAL MEDICINE, LLC		596	64	10%	660
ST JOHN'S NURSING CENTER		637	23	3%	660
ALTAMONTE MD		460	199	30%	659
MANOR PINES CONVALESCENT CENTER LLC	1	636	22	3%	659
BUFFALO CROSSING HEALTHCARE & REHABILITATION CTR		641	16	2%	657
PENSACOLA PEDIATRICS PA - TIGER POINT	21	627	8	1%	656
BOND CLINIC PA PEDIATRICS DEPT		606	49	7%	655
POINT OF CARE TESTING SITE		630	25	4%	655
MANOR CARE HEALTH SERVICES - FT MYERS		625	26	4%	651
VETERANS AFFAIRS MEDICAL CENTER	1	41	607	94%	649
MAVERICK LABS		461	188	29%	649
CLEWISTON NURSING AND REHABILITATION CENTER		635	14	2%	649
J AND G MEDICAL GROUP LLC		535	112	17%	647

COVID-19: testing by laboratory

Data through Apr 2, 2021 verified as of Apr 3, 2021 at 09:25 AM

Data in this report are provisional and subject to change.

The numbers in the table below represent the number of Florida and non-Florida residents for whom test results were received by the Department of Health. A person can be tested by more than one laboratory and can have both positive and negative results. **Therefore, the sum of the numbers in each column will be larger than the total number of people tested.**

Reporting lab	Inconclusive	Negative	Positive	Percent positive	Total
HOLMES REGIONAL MEDICAL CENTER		11	634	98%	645
LIFE CARE CENTER OF HILLIARD		621	22	3%	643
GOLDEN GLADES NURSING & REHABILITATION CTR		624	18	3%	642
DIAMOND RIDGE HEALTH AND REHABILITATION		609	32	5%	641
MID-FLORIDA PATHOLOGY		478	162	25%	640
WHITE-WILSON MEDICAL CENTER - FORT WALTON BEACH		616	21	3%	637
WILLOW BROOKE COURT AT INDIAN RIVER ESTATES		591	44	7%	635
PHYSICIANS PRIMARY CARE LAB	1	552	77	12%	630
EDEN SPRINGS NURSING AND REHAB CENTER		517	111	18%	628
MEDONE URGENT CARE AT ST. AUGUSTINE		214	414	66%	628
CITY MEDICAL OF NEW JERSEY, PC		572	56	9%	628
BALDWIN PEDIATRICS	1	595	29	5%	625
NORTH FL SOUTH GA HCS-LAKE CITY		614	11	2%	625
WATSON THERAPEUTICS INC	1	592	31	5%	624
ARTHREX MEDICAL CENTER	1	505	118	19%	624
BERNHARDT LABORATORIES	2	551	70	11%	623
VITAS HEALTHCARE CORP OF CENTRAL FL		597	25	4%	622
PEDIATRIC HEALTHCARE ALLIANCE PA		570	51	8%	621
OCALA FAMILY MEDICAL CENTER INC	2	538	77	12%	617
NCH HEALTHCARE BONITA		482	135	22%	617
SEBASTIAN RIVER MEDICAL CENTER	2	441	170	28%	613
CLINICAL ENTERPRISE, INC		592	21	3%	613
MAYFLOWER ASSISTED LIVING		606	6	1%	612
HOLY CROSS HOSPITAL		12	598	98%	610
VETERANS AFFAIRS MEDICAL CENTER - JAMES A HALEY			609	100%	609
EMERALD SHORES HEALTH AND REHABILITATION		510	97	16%	607
CONSULATE HEALTHCARE OF VERO BEACH	14	506	83	14%	603
NSPIRE HEALTHCARE MIAMI LAKES	8	581	14	2%	603
PALM GARDEN OF CLEARWATER		584	18	3%	602
PATIENTS FIRST - MAHAN DRIVE		164	436	73%	600
WHITE WILSON MEDICAL CENTER PA - NAVARRE		483	117	20%	600
DASCENA, INC	3	532	60	10%	595
SABAL PALMS HEALTH AND REHAB		543	52	9%	595
CLIFFORD CHESTER SIMS STATE VETERANS		582	12	2%	594
PALM GARDEN OF TAMPA		564	29	5%	593
BROOKDALE FORT MYERS CYPRESS LAKE		590	2	0%	592
CHILDRENS CLINIC WEST FLORIDA PEDIATRICS		540	51	9%	591
HMA SANTA ROSA MEDICAL CENTER LLC DBA		462	122	21%	584
BALDOMERO LOPEZ STATE VETERANS NURSING HOME	2	578	4	1%	584
SHORELINE PHYSICIAN GROUP		364	219	38%	583
CONTINENTAL CLINICAL RESEARCH, LLC		524	56	10%	580
THERADOC		152	428	74%	580
EXPRESS URGENT CARE LLC		1	579	100%	580
RAINBOW PEDIATRIC CENTER PA		541	37	6%	578
MANOR CARE NURSING CENTER OF SARASOTA FL LLC		491	87	15%	578
DAVITA LABORATORY		471	104	18%	575
PIONEER CLINICAL LAB LLC		468	106	18%	574

COVID-19: testing by laboratory

Data through Apr 2, 2021 verified as of Apr 3, 2021 at 09:25 AM

Data in this report are provisional and subject to change.

The numbers in the table below represent the number of Florida and non-Florida residents for whom test results were received by the Department of Health. A person can be tested by more than one laboratory and can have both positive and negative results. **Therefore, the sum of the numbers in each column will be larger than the total number of people tested.**

Reporting lab	Inconclusive	Negative	Positive	Percent positive	Total
BHA CENTRAL COUNTY CLINIC		503	70	12%	573
SOLARIS HEALTHCARE LAKE CITY		473	100	17%	573
TENNESSEE DOH - NASHVILLE	2	504	66	12%	572
Plantation Bay Rehabilitation Center		548	24	4%	572
MEDICAL VB		451	121	21%	572
BAPTIST PRIMARY CARE	2	459	109	19%	570
AMERICA'S PHARMACY LLC		502	66	12%	568
SEMINOLE NURSING PAVILION		559	8	1%	567
MILLER BIOCONNECT		510	57	10%	567
HEARTLAND PEDIATRICS OF LAKE WALES		510	56	10%	566
CHILDRENS MEDICAL ASSOCIATION PA		504	60	11%	564
HARBOUR HEALTH CENTER		545	17	3%	562
PREMIER MEDICAL CENTER LLC	11	523	28	5%	562
ECCOLAB GROUP	1	148	413	73%	562
MINUTECLINIC LLC, #10357		558	4	1%	562
VALENCIA HILLS HEALTH AND REHABILITATION CENTER		548	13	2%	561
MINUTE CLINIC INCORPORATE		532	28	5%	560
PALMETTO FAMILY HEALTHCARE	1	359	198	35%	558
MEDLAB DIAGNOSTICS, LLC		514	43	8%	557
SHORE ACRES CARE CENTER		520	36	6%	556
The Sands at South Beach		549	4	1%	553
HEALTH CENTER AT BRENTWOOD	1	506	46	8%	553
PALM GARDEN OF JACKSONVILLE☐	2	470	80	14%	552
VILLA MARIA NURSING & REHAB CENTER INC	1	536	14	3%	551
NEMOURS CHILDERN'S HOSPITAL		453	98	18%	551
VETERANS AFFAIRS MEDICAL CENTER - GAINESVILLE		3	547	99%	550
Signature HealthCare Center of Waterford		517	32	6%	549
FOUNTAIN MANOR HEALTH AND REHAB CENTER	1	527	20	4%	548
VETERANS AFFAIRS MEDICAL CENTER - BAY PINES		18	529	97%	547
VITAE DIAGNOSTICS		534	13	2%	547
NCF DIAGNOSTICS & DNA TECHNOLOGIES	15	213	318	58%	546
MICHAEL A MIDDLETON MD PA☐		518	27	5%	545
COASTAL URGENT CARE		428	116	21%	544
DOCTORS CENTER,THE		432	111	20%	543
INTERNAL MEDICINE & PEDIATRICS OF TAMPA BAY PA		468	72	13%	540
LIFEBRITE	2	326	210	39%	538
MANOR OAKS NURSING & REHAB CENTER	5	531	2	0%	538
UNIVERSITY OF TAMPA INC, THE		524	13	2%	537
DOH – INDIAN RIVER		452	82	15%	534
FLORIDA DEPARTMENT OF HEALTH IN CALHOUN COUNTY		403	131	25%	534
DXTERITY DIAGNOSTICS	2	497	34	6%	533
QUOTIENT SCIENCES		516	17	3%	533
RICARDO NAVARRO DO PA		459	73	14%	532
ARCPOINTS LABS		464	67	13%	531
NEW YORK HOSPITAL LABORATORIES	1	518	12	2%	531
AFC URGENT CARE FAMILY CARE			530	100%	530
MED FAST URGENT CARE CENTER		260	268	51%	528

COVID-19: testing by laboratory

Data through Apr 2, 2021 verified as of Apr 3, 2021 at 09:25 AM

Data in this report are provisional and subject to change.

The numbers in the table below represent the number of Florida and non-Florida residents for whom test results were received by the Department of Health. A person can be tested by more than one laboratory and can have both positive and negative results. **Therefore, the sum of the numbers in each column will be larger than the total number of people tested.**

Reporting lab	Inconclusive	Negative	Positive	Percent positive	Total
FLOMEDILAB		300	228	43%	528
SIGNATURE HEALTHCARE OF BROOKWOOD GARDENS		520	8	2%	528
HOPE HOSPICE AND COMMUNITY SERVICES INC	14	494	20	4%	528
MEDICAL CENTER CLINIC-IMMEDIATE CARE	1	423	104	20%	528
The Manor at Blue Water Bay		467	60	11%	527
MEMORIAL PEMBROKE 24/7 CARE CENTER		403	122	23%	525
RUSKIN HEALTH CENTER		315	210	40%	525
JACKSON MEMORIAL PERDUE MEDICAL CENTER		497	26	5%	523
FIRST CHOICE PEDIATRICS		422	101	19%	523
WEST GABLES HEALTH CARE CENTER		509	10	2%	519
JACKSON MEMORIAL LONG TERM CARE CENTER		487	29	6%	516
RIVER GARDEN HEBREW HOME FOR THE AGED		459	55	11%	514
FLORIDA HOSPITAL WAUCHULA		376	138	27%	514
FLORIDA DEPARTMENT OF HEALTH CLAY COUNTY	1	415	98	19%	514
AFC URGENT CARE		143	370	72%	513
MEDFAST URGENT CARE CENTERS		231	281	55%	512
THE PALACE AT HOMESTEAD	1	490	20	4%	511
AFC URGENT CARE SEMINOLE	1		510	100%	511
AFC URGENT CARE TYRONE		3	508	99%	511
Southern Oaks Care Center	1	472	37	7%	510
Good Samaritan Society Kissimmee Village		445	65	13%	510
ENZO CLINICAL LABS INC	3	481	25	5%	509
NAPLES CHILDREN'S URGENT CARE		449	59	12%	508
STEWART SEBASTIAN RIVER MEDICAL CENTER		451	56	11%	507
ST CLOUD REGIONAL MEDICAL CENTER CLINICAL LAB		394	113	22%	507
HILLCREST HEALTH CARE & REHABILITATION CENTER	3	486	15	3%	504
SUSANNA WESLEY HEALTH CENTER		465	37	7%	502
WELL-BEING MEDICAL CENTER PLLC		458	44	9%	502
FLORIDA HOSPITAL MEDICAL GROUP		298	202	40%	500
BROWARD PARTNERSHIP	6	486	8	2%	500
CLINICAL PATHOLOGY LABS		388	111	22%	499
LIFE CARE CENTER OF PALM BAY		471	28	6%	499
CITRUS NURSING CENTER LLC		452	46	9%	498
CARENOW	2	279	213	43%	494
SUNSHINE URGENT CARE LLC		342	152	31%	494
BENTON PEDIATRICS INC		442	52	11%	494
ORLANDO HEALTH CENTER FOR REHABILITATION		479	14	3%	493
ASCEND CLINICAL	7	415	71	14%	493
DBI HEALTH INC		477	15	3%	492
PARKLANDS FACILITY INC	4	446	42	9%	492
Palm Garden of Largo		487	4	1%	491
SANDBAY URGENT CARE		396	95	19%	491
MANOR AT CARPENTERS		458	32	7%	490
PALM GARDEN OF OCALA		392	98	20%	490
PW WINDERMERE SUBTENANT LLC		488	2	0%	490
FLO-MEDILAB SERVICES LLC		194	294	60%	488
FHMG FLORIDA HOSPITAL MEDICAL GROUP		448	39	8%	487

COVID-19: testing by laboratory

Data through Apr 2, 2021 verified as of Apr 3, 2021 at 09:25 AM

Data in this report are provisional and subject to change.

The numbers in the table below represent the number of Florida and non-Florida residents for whom test results were received by the Department of Health. A person can be tested by more than one laboratory and can have both positive and negative results. **Therefore, the sum of the numbers in each column will be larger than the total number of people tested.**

Reporting lab	Inconclusive	Negative	Positive	Percent positive	Total
LITTLE PINE PEDIATRICS PLLC	3	425	59	12%	487
HERON POINTE HEALTH AND REHABILITATION	1	482	3	1%	486
NURSING PLUS OF BROWARD LLC	1	463	21	4%	485
LAUDERDALE NURSING CENTER LLC	1	463	19	4%	483
SOUTHERN LABORATORY SERVICES OF NWF		447	35	7%	482
NORTH FLORIDA RETIREMENT VILLAGE		479	2	0%	481
PALM GARDEN OF ORLANDO		446	33	7%	479
Quest Diag Unspecifd	1	320	158	33%	479
SOLARIS HEALTHCARE OSCEOLA		455	24	5%	479
Colonial Lakes Health Care		433	45	9%	478
HARTS HARBOR HEALTH CARE CENTER		457	21	4%	478
MOBILE MEDICAL ASSOCIATES PL	17	408	52	11%	477
ADVENT HEALTH - DELTONA ER		397	80	17%	477
GOOD SAMARITAN CENTER		473	3	1%	476
ADVENTHEALTH EXPRESS CARE AT WALGREENS 49TH STREET		405	71	15%	476
NAVAL HOSPITAL - JACKSONVILLE		137	339	71%	476
URGENT CARE EXPRESS LLC		155	317	67%	472
Cypress Cove Care Center		371	100	21%	471
CHAUTAUQUA REHABILITATION AND NURSING CENTER		459	10	2%	469
MEDSCAN LABORATORY INC	1	253	214	46%	468
HOSPICE OF THE FLORIDA SUNCOAST,THE		465	3	1%	468
CARE ONE OF FLORIDA	1	321	146	31%	468
CONSULATE HEALTH CARE OF BAYONET POINT	4	457	7	1%	468
MEDIPATH		42	425	91%	467
MAGNOLIA FAMILY URGENT CARE		421	46	10%	467
PALM GARDEN OF WINTER HAVEN	3	447	16	3%	466
ANCIENT CITY PEDIATRICS	1	448	17	4%	466
BROOKDALE PALMER RANCH	1	407	57	12%	465
NEW YORK PRESBYTERIAN - CUMC CLINICAL		447	18	4%	465
ELLENTON PEDIATRICS		445	19	4%	464
Solaris Healthcare Daytona	2	413	47	10%	462
NEW PLANT CITY FAMILY CARE	1	249	211	46%	461
THE PALACE MANAGEMENT - THE PALACE AT CORAL GABLES		458	3	1%	461
Williston Care Center		396	63	14%	459
VITAS LUTHERAN TOWERS INPATIENT PROGRAM		394	64	14%	458
MEMPHIS PATHOLOGY LABORATORY	5	430	23	5%	458
GANDY CROSSING CARE CENTER	1	440	16	4%	457
ABBAY DELRAY		450	6	1%	456
CLARIDGE HOUSE NURSING CENTER		437	18	4%	455
EPN URGENT CARE		83	371	82%	454
Darcy Hall Of Life Care		440	13	3%	453
Q ANSWER LAB	1	392	59	13%	452
Solaris HealthCare Windermere		420	32	7%	452
ADVENTHEALTH MEDICAL GROUP PROMPT CAR	1	328	122	27%	451
BRISTOL AT TAMPA, THE	4	439	8	2%	451
Ocala Health and Rehabilitation Center		429	21	5%	450
STARKE FAMILY MEDICAL CENTER		361	89	20%	450

COVID-19: testing by laboratory

Data through Apr 2, 2021 verified as of Apr 3, 2021 at 09:25 AM

Data in this report are provisional and subject to change.

The numbers in the table below represent the number of Florida and non-Florida residents for whom test results were received by the Department of Health. A person can be tested by more than one laboratory and can have both positive and negative results. **Therefore, the sum of the numbers in each column will be larger than the total number of people tested.**

Reporting lab	Inconclusive	Negative	Positive	Percent positive	Total
ADDINGTON PLACE AT WELLINGTON GREEN		441	9	2%	450
HEALTHY STEPS PEDIATRICS		401	47	10%	448
BROOKSVILLE HEALTHCARE CENTER LLC		434	13	3%	447
ASSOCIATESMD MEDICAL GROUP INC		383	64	14%	447
DIAMOND RIDGE HEALTH AND REHABILITATION CENTER		424	22	5%	446
E-LAB OF FLORIDA		401	44	10%	445
TIDEWELL HOSPICE INC	2	436	7	2%	445
Santa Rosa Center for Rehabilitation and Healing		374	71	16%	445
SMA SPECIALTY MEDICAL LAB		120	325	73%	445
PORT SAINT LUCIE HOSPITAL		434	9	2%	443
NORTH FLORIDA REHABILITATION & SPECIALTY CARE		436	6	1%	442
ORLANDO VA MEDICAL CENTER			442	100%	442
EMERITUS AT NAPLES	2	437	1	0%	440
PRINCIPLE LABORATORY	7	426	7	2%	440
ST ANDREWS BAY SKILLED NURSING &		378	61	14%	439
VITAS HEALTHCARE CORPORATION		433	5	1%	438
UNIVERSITY OF CENTRAL FLORIDA HEALTH SERVICES		424	14	3%	438
Bardmoor Oaks Healthcare and Rehabilitation Center		422	14	3%	436
TRINITY REGIONAL REHAB CENTER		420	16	4%	436
PRO HEALTH		188	248	57%	436
FLORIDA HOSPITAL HEARTLAND MED CTR LAKE PLACID		334	101	23%	435
SOLARIS HEALTHCARE MERRITT ISLAND		390	44	10%	434
Parkview Rehabilitation Center at Winter Park		423	10	2%	433
APP-UNIPATH, LLC	2	416	15	3%	433
AMEERAH LABS, LLC	2	344	84	20%	430
ROLLINS COLLEGE WELLNESS CENTER		130	300	70%	430
AVECINA MEDICAL JULINGTON	1	240	189	44%	430
Manatee Springs Rehabilitation and Nursing Center		410	20	5%	430
FLORIDA DEPT OF HEALTH IN BREVARD COUNTY	3	364	63	15%	430
BONIFAY NURSING AND REHAB CENTER		398	31	7%	429
PINES OF SARASOTA		421	7	2%	428
INDIAN RIVER CTR, LLC		375	52	12%	427
BAPTIST PRIMARY CARE, INC		396	30	7%	426
THE SPRINGS AT BOCA CIEGA BAY		415	11	3%	426
ABBOTT DIAGNOSTICS		408	18	4%	426
UNIVERSITY OF TAMPA STUDENT HEALTH AND SHC CLINICAL LABORATORY		264	160	38%	424
KINDRED HOSPITAL	10	393	20	5%	423
FLORIDA DEPARTMENT OF HEALTH IN LIBERTY COUNTY	3	321	97	23%	421
LEHIGH REGIONAL MEDICAL CENTER LAB	2	372	47	11%	421
Destin Healthcare and Rehabilitation Center	1	380	40	10%	421
GARCIA CLINICAL LABORATORY		28	392	93%	420
CLERMONT HEALTH AND REHABILITATION CENTER		388	32	8%	420
TREASURE COAST COMMUNITY HEALTH	3	349	67	16%	419
SOLARIS HEALTHCARE BAYONET POINT		401	17	4%	418
QUALITOX LABORATORIES		236	181	43%	417
ORCHARD PARK HEALTH & REHABILITATION		411	5	1%	416
Life Care Center of Punta Gorda	1	399	14	3%	414

COVID-19: testing by laboratory

Data through Apr 2, 2021 verified as of Apr 3, 2021 at 09:25 AM

Data in this report are provisional and subject to change.

The numbers in the table below represent the number of Florida and non-Florida residents for whom test results were received by the Department of Health. A person can be tested by more than one laboratory and can have both positive and negative results. **Therefore, the sum of the numbers in each column will be larger than the total number of people tested.**

Reporting lab	Inconclusive	Negative	Positive	Percent positive	Total
PEDIATRICS BY THE SEA		396	17	4%	413
DIGNITY HEALING, LLC		398	15	4%	413
MOOSEHAVEN HEALTH CENTER		373	40	10%	413
WATERMARK LAKE POINTE WOODS LLC		394	18	4%	412
Timberridge Center for Rehabilitation and Healing		375	35	9%	410
MINUTECLINIC LLC #3671		366	44	11%	410
AYERS HEALTH & REHABILITATION CENTER		402	7	2%	409
FLORIDA DEPARTMENT OF HEALTH		360	49	12%	409
TIDE LABORATORIES		362	44	11%	406
EMERALD COAST PEDIATRICS & ADOL		343	63	16%	406
HEALTHWORKS MED GROUP OF FLORIDA PA	3	394	8	2%	405
TRI-COUNTY NURSING AND REHABILITATION CENTER INC		389	15	4%	404
BLOUNTSTOWN REHABILITATION CENTER LLC		298	106	26%	404
Consulate Health Care of North Fort Myers		390	13	3%	403
PLANT CITY PEDIATRICS	1	327	75	19%	403
VILLAGE DOCTORS OF KEYSTONE		320	83	21%	403
Bayside Care Center	1	382	20	5%	403
ADVENT HEALTH - WESTCHASE ER		347	55	14%	402
PALM GARDEN OF WEST PALM BEACH	4	383	15	4%	402
BRIDGEWATER PARK HEALTH AND REHAB		370	31	8%	401
SUNLAND MARIANNA COX MEDICAL CENTER		357	43	11%	400
AMBULATORY SURGERY CENTER OF BOCA RATON LTD		396	4	1%	400
ST PETERSBURG PEDIATRICS-PARK BLVD		364	35	9%	399
LIFE CARE PONTE VEDRA INC		388	11	3%	399
FAMILY CARE PARTNERS OF NORTHEAST FLORIDA LLC		325	74	19%	399
6TH MEDICAL GROUP - MCDILL AFB	1	366	31	8%	398
ADVENTHEALTH EXPRESS CARE AT		326	72	18%	398
PruittHealth Panama City	1	330	64	16%	395
AVANTE AT OCALA INC	2	362	31	8%	395
DIAGNOSTIC & CLINICAL CARE SERVICES INC DBA		316	78	20%	394
MINI ER AND URGENT CARE		289	105	27%	394
PALMS OF SEBRING		359	34	9%	393
SEASIDE HEALTH AND REHABILITATION CENTER		335	58	15%	393
Life Care Center of Ocala		323	69	18%	392
LIFE CARE CENTER OF WINTER HAVEN		374	18	5%	392
NATIONS BEST FAMILY HEALTH CARE		211	180	46%	391
BARBER		13	376	97%	389
FAMILY EXPRESS URGENT CARE		5	382	99%	387
UR MEDICINE LABS- CENTRAL LABORATORY		361	24	6%	385
HCSO OCCUPATIONAL HEALTH AND WELLNESS CENTER		306	78	20%	384
ADVENT HEALTH - TIMBERRIDGE ER		322	62	16%	384
Stacey Health Care Centers Inc. dba Riverside Care Center		353	30	8%	383
FLORIDA HEART & VASCULAR MULTISPECIALTY GROUP PA		283	99	26%	382
BROOKDALE PADDOCK HILLS	2	377	2	1%	381
PEDIATRIC ASSOCIATES OF OCALA PA		349	32	8%	381
WHITE-WILSON MEDICAL CENTER - NICEVILLE		338	42	11%	380
JAMES A HALEY VETERANS HOSPITAL			380	100%	380

COVID-19: testing by laboratory

Data through Apr 2, 2021 verified as of Apr 3, 2021 at 09:25 AM

Data in this report are provisional and subject to change.

The numbers in the table below represent the number of Florida and non-Florida residents for whom test results were received by the Department of Health. A person can be tested by more than one laboratory and can have both positive and negative results. **Therefore, the sum of the numbers in each column will be larger than the total number of people tested.**

Reporting lab	Inconclusive	Negative	Positive	Percent positive	Total
ST PETERSBURG PEDIATRICS-SEMINOLE BLVD		312	68	18%	380
MANOR CARE OF BOYNTON BEACH LLC		356	24	6%	380
BARTON HEALTH ALLIANCE	3	331	45	12%	379
ORCHARD RIDGE CARE AND REHABILITATION CENTER		359	19	5%	378
SERENADES IN THE VILLAGES		325	53	14%	378
BAYA PHARMACY WEST		8	368	98%	376
TUSKAWILLA NURSING AND REHAB CENTER	2	366	7	2%	375
SPECIALTY HEALTH AND REHABILITATION CENTER		350	25	7%	375
HEALTH PARK CARE CENTER		368	7	2%	375
FAIR HAVENS CENTER, OPCO		367	7	2%	374
ELMCROFT PINECREST	1	348	25	7%	374
ACCESS MEDICAL CENTER	1	344	29	8%	374
HENDRY REGIONAL MEDICAL CENTER		107	265	71%	372
WELL HEALTH WORKS	1	329	42	11%	372
HARDEE MANOR HEALTH CARE CENTER	1	368	3	1%	372
SEA BREEZE REHAB AND NURSING CENTER		362	9	2%	371
URGENT CARE BETHESDA	1	318	52	14%	371
BROOKDALE LAKE TAVARES		365	6	2%	371
SIGNATURE HEALTHCARE OF NORTH FLORIDA		366	4	1%	370
INFORM DIAGNOSTICS		360	9	2%	369
ADVENT HEALTH - TAMPA		148	221	60%	369
ATLANTIC SHORES NURSING AND REHAB CENTER	1	358	10	3%	369
ONESTOP MEDICAL AND URGENT CARE LLC		321	47	13%	368
HEALTH CENTRAL PARK		301	66	18%	367
HOLISTIX TREATMENT CENTERS		357	10	3%	367
TRENTON MEDICAL CENTER INC DBA PALMS MEDICAL GROUP	4	270	93	25%	367
VETERANS AFFAIRS MEDICAL CENTER - LAKE CITY		52	314	86%	366
EPWORTH VILLAGE RETIREMENT COMMUNITY		360	6	2%	366
AZALEA TRACE PHYSICIAN SERVICES		362	4	1%	366
SOLARIS HEALTHCARE PARKWAY	2	347	17	5%	366
OCEAN VIEW NURSING AND REHAB CENTER		348	17	5%	365
ENCOMPASS HEALTH REHABILITATION HOSPITAL OF SUNRISE	8	350	7	2%	365
VILLAGE DOCTORS FAMILY MEDICAL CENTER OF		300	64	18%	364
Bay Breeze Senior Living and Rehabilitation Center		311	53	15%	364
AVANTE AT MT DORA		355	7	2%	362
SABAL DIRECT PRIMARY CARE, PA		299	62	17%	361
ROSEWOOD HEALTH AND REHABILITATION CENTER		338	23	6%	361
TAMARAC REHABILITATION & HEALTH CENTER		357	4	1%	361
University Crossing		360			360
WALGREENS 3173		328	32	9%	360
HARDEE COUNTY HEALTH DEPARTMENT		289	70	19%	359
HAINES CITY REHABILITATION AND NURSING CENTER		334	24	7%	358
SUN COUNTRY PEDIATRICS PLLC	9	318	31	9%	358
SANFORD LABORATORIES		332	26	7%	358
COLOR GENOMICS, INC.	2	346	6	2%	354
BAYSHORE DIAGNOSTICS		311	43	12%	354
BAY VILLAGE OF SARASOTA INC		351	3	1%	354

COVID-19: testing by laboratory

Data through Apr 2, 2021 verified as of Apr 3, 2021 at 09:25 AM

Data in this report are provisional and subject to change.

The numbers in the table below represent the number of Florida and non-Florida residents for whom test results were received by the Department of Health. A person can be tested by more than one laboratory and can have both positive and negative results. **Therefore, the sum of the numbers in each column will be larger than the total number of people tested.**

Reporting lab	Inconclusive	Negative	Positive	Percent positive	Total
MANORCARE HEALTH SERVICES - VENICE		299	55	16%	354
PALMETTO SUBACUTE CARE CENTER		343	11	3%	354
Marshall Health and Rehabilitation Center		304	49	14%	353
SPRINGTREE REHAB & HEALTH CARE CENTER		329	24	7%	353
SAMANTHA WILSON CARE CENTER	4	339	10	3%	353
MY CLINICAL LAB		223	129	37%	352
VILLAGE AT VIENNA SQUARE,THE	6	329	17	5%	352
MEDFAST URGENT CARE CENTER		122	230	65%	352
CORAL BAY HEALTHCARE AND REHABILITATION	1	338	12	3%	351
PEDIATRIC HEALTH CARE ALLIANCE, PA		315	35	10%	350
PEDIATRICS IN BREVARD PA		296	54	15%	350
FAIRWAY OAKS CENTER LLC	6	338	6	2%	350
BAPTIST PRIMARY CARE INC	1	322	26	7%	349
EXCEL PEDIATRICS		297	52	15%	349
OKEECHOBEE COUNTY HEALTH DEPT	1	251	97	28%	349
FL HUD DESTIN, LLC D/B/A GRAND BOULEVARD HEALTH		310	39	11%	349
Coastal Health and Rehabilitation Center		338	11	3%	349
CORAL TRACE HEALTH CARE	2	341	5	1%	348
PENSACOLA PEDIATRICS, PA		331	17	5%	348
HEALTH DESIGNS		332	14	4%	346
ARCPOINT LABS OF SARASOTA MANATEE		266	79	23%	345
USAFSAM/PHE		174	170	49%	344
KISSIMMEE FACILITY OPERATIONS LLC		320	24	7%	344
CHURCH OF SCIENTOLOGY FLAG SERVICE ORGANIZATION		340	3	1%	343
HOLIDAY CVS LLC DBA CVS/PHARMACY #0440		328	14	4%	342
SELECT REFERENCE LABORATORIES, LLC	1	329	12	4%	342
FLORIDA HEALTH CARE PLANS			342	100%	342
24/7 PEDIATRIC CARE CENTERS INC		320	21	6%	341
ADVENT HEALTH CENTRA CARE - PALM COAST		80	261	77%	341
ELMHURST HOSPITAL CENTER	1	310	29	9%	340
CRONOS CLINICAL LABORATORY	22	227	91	27%	340
LAKE EUSTIS HEALTH AND REHABILITATION CENTER		332	8	2%	340
MEDICAL CENTER AT OCEAN REEF,THE		321	17	5%	338
AVANTE AT LEESBURG INC		335	2	1%	337
COMMUNITY HEALTH AND REHABILITATION CENTER		275	62	18%	337
KEY WEST HEALTH AND REHAB	1	326	8	2%	335
ESTERO ISLAND MEDICAL CENTER		266	68	20%	334
AVENTURA REHAB AND NURSING CENTER		319	15	4%	334
The Care Center at Pinellas Park	1	324	8	2%	333
NORTH PINELLAS STATMED QUICK QUALITY CLINICS		236	97	29%	333
RIVERS FAMILY MEDICINE PA		249	82	25%	331
TAVARES PEDIATRICS		280	51	15%	331
DELTONA HEALTH CARE		307	24	7%	331
ST CATHERINE'S WEST REHABILITATION HOSPITAL		317	13	4%	330
Life Care Center at Wells Crossing		309	21	6%	330
MIDWAY SPECIALTY CARE CENTER	3	213	114	35%	330
Life Care Center at Inverrary		321	9	3%	330

COVID-19: testing by laboratory

Data through Apr 2, 2021 verified as of Apr 3, 2021 at 09:25 AM

Data in this report are provisional and subject to change.

The numbers in the table below represent the number of Florida and non-Florida residents for whom test results were received by the Department of Health. A person can be tested by more than one laboratory and can have both positive and negative results. **Therefore, the sum of the numbers in each column will be larger than the total number of people tested.**

Reporting lab	Inconclusive	Negative	Positive	Percent positive	Total
PALMS REHABILITATION AND HEALTHCARE CENTER		291	38	12%	329
MY HEALTHY BLUEPRINT BY BAPTIST HEALTH CARE		277	52	16%	329
DEPARTMENT OF HEALTH BUREAU OF FAMILY		323	6	2%	329
Vi at Lakeside Village Skilled Nursing		314	14	4%	328
LASER & SURGERY CENTER OF THE PALM BEACHES□		326	2	1%	328
PALM BEACH COUNTY FIREFIGHTERS HEALTH CLINIC, LLC		278	50	15%	328
ORLANDO ORTHOPAEDIC OUTPATIENT SURGERY CENTER LLC		325	3	1%	328
PALM BEACH PEDIATRICS PA	2	282	43	13%	327
Heartland Healthcare of Ft. Myers	1	324	1	0%	326
SOUTHWEST ORLANDO FAMILY MEDICINE, PL		273	53	16%	326
SILVER CREEK SENIOR LIVING COMMUNITY		321	5	2%	326
ARGO SENIOR LIVING AT HAVERHILL		305	20	6%	325
PIONEER CLINICAL LAB, LLC		212	113	35%	325
Solaris Healthcare Lake Bennet		289	36	11%	325
ADVANCED AMBULATORY SURGERY CENTER		311	13	4%	324
GOOD SAMARITAN SOCIETY-DAYTONA		303	21	6%	324
LabCorp (Non-Interfaced)	1	127	196	60%	324
PENSACOLA PEDIATRICS - PACE		311	12	4%	323
JACKSON PLAZA NURSING & REHAB CENTER	6	309	8	2%	323
JACKSONVILLE KIDS PEDIATRICS, PLLC		288	35	11%	323
KENNEDY PAIN CLINIC GROUP LLC		289	33	10%	322
BEAR CREEK NURSING CENTER		316	5	2%	321
CHEEK AND SCOTT DRUGS INC		268	52	16%	320
AMERICAN FINNISH NURSING HOME	2	310	8	3%	320
Solaris Healthcare Coconut Creek		314	6	2%	320
THE VILLAGES REGIONAL HOSPITAL FREESTANDING		280	39	12%	319
PruittHealth Santa Rosa		225	94	29%	319
WIMAUMA COMMUNITY HEALTH CENTER		261	57	18%	318
ROSEN MEDICAL CENTER		277	41	13%	318
BIOCEPT		296	22	7%	318
REGENTS PARK OF BOCA RATON□		315	3	1%	318
REHABILITATION CENTER OF LAKE CITY, THE		289	28	9%	317
PHYSICIANS REGIONAL WALK-IN		190	127	40%	317
Avante at Inverness		314	3	1%	317
FRICKS PHARMACY		253	63	20%	316
The Grove Health and Rehabilitation		291	24	8%	315
FAMILY CARE PARTNERS OF NE FLORIDA LLC		242	73	23%	315
HOLLEY NAVARRE MEDICAL CLINIC		236	79	25%	315
ST LUCIE EMPLOYEE HEALTH & WELLNESS CENTER		308	6	2%	314
MEDEXPRESS LUTZ		3	311	99%	314
SIGNATURE HEALTHCARE AT THE COURTYARD		266	47	15%	313
GENESIS MEDICAL LABORATORY MIAMI FL.		83	230	73%	313
AVELLINO LAB USA, INC	1	300	12	4%	313
ST JAMES HEALTH AND REHABILITATION CENTER		225	87	28%	312
MANORCARE AT LELY PALMS		307	5	2%	312
Life Care Center of Sarasota		298	13	4%	311
ST JUDE CHILDREN'S RESEARCH HOSPITAL		295	15	5%	310

COVID-19: testing by laboratory

Data through Apr 2, 2021 verified as of Apr 3, 2021 at 09:25 AM

Data in this report are provisional and subject to change.

The numbers in the table below represent the number of Florida and non-Florida residents for whom test results were received by the Department of Health. A person can be tested by more than one laboratory and can have both positive and negative results. **Therefore, the sum of the numbers in each column will be larger than the total number of people tested.**

Reporting lab	Inconclusive	Negative	Positive	Percent positive	Total
LUTHERAN HAVEN		300	9	3%	309
HEATHER HILL HEALTHCARE CENTER		262	46	15%	308
Avante at St Cloud, Inc.		297	9	3%	306
CRYSTAL RIVER HEALTH & REHAB		303	2	1%	305
LAKELAND REGIONAL HEALTH SYSTEMS INC		39	266	87%	305
SAINTS 120 LLC	1	270	34	11%	305
HOMESTEAD MANOR	2	262	41	13%	305
HUNT CLUB PEDIATRIC ASSOCIATES, P.A.		263	41	13%	304
CLARE BRIDGE ORMOND BEACH	1	303			304
LA MER NH LLC		298	5	2%	303
METROPOLITAN HOSPITAL CENTER		296	7	2%	303
MANOR CARE OF NAPLES FL LLC		298	3	1%	301
BOULEVARD REHABILITATION CENTER		287	14	5%	301
OSPREY LODGE		242	59	20%	301
TALLAHASSEE NHHI LLC	1	271	27	9%	299
BOCA BIOLISTICS REFERENCE LABORATORY	2	185	112	37%	299
FLORIDA KEYS PEDIATRICS & ADOLESCENT CENTER		283	16	5%	299
BUENA VISTA URGENT CARE		264	34	11%	298
ELLENTON PEDIATRICS PA		280	18	6%	298
FLETCHER HEALTH AND REHABILITATION CENTER		297	1	0%	298
CROSS POINTE CARE CENTER	2	290	6	2%	298
EDGEWATER AT WATERMAN VILLAGE,THE		280	16	5%	296
LAKE PARK OF MADISON		285	11	4%	296
BROOKDALE DESTIN		284	12	4%	296
CONSULATE HEALTH CARE OF SAFETY HARBOR		289	7	2%	296
DAYTONA BEACH HEALTH AND REHAB CENTER		294	2	1%	296
LONGWOOD FAMILY PRACTICE		226	69	23%	295
RULEME CENTER	2	266	27	9%	295
PERSONALIZED GENETIC TESTING	3	193	99	34%	295
ARCPOINT LABS OF ST PETERSBURG		209	85	29%	294
BAY COUNTY SHERIFFS OFFICE JAIL FACILITY		249	45	15%	294
LODGE HEALTH AND REHABILITATION CENTER, THE		262	32	11%	294
Avante at Orlando	1	287	6	2%	294
Concordia Village of Tampa AL		288	5	2%	293
NORTHWEST MEDICAL CENTER CLINICAL LABORATORY		175	118	40%	293
SILVERCREST HEALTH AND REHABILITATION CENTER	3	282	8	3%	293
CENTERSTONE OF FLORIDA		267	24	8%	291
AVON PARK PEDIATRICS INC	3	261	27	9%	291
BIOIQ		243	48	16%	291
HOSPICE OF LAKE & SUMTER INC	1	283	6	2%	290
LUIS A GHIGLINO MD PA		281	9	3%	290
BHA TITUSVILLE CLINIC		270	20	7%	290
PALM GARDEN OF GAINESVILLE	2	285	2	1%	289
FLORIDA STATE HOSPITAL CLINICAL LABORATORY		287	2	1%	289
AMERICAN HEALTH ASSOCIATES INC	1	270	18	6%	289
AUBURN UNIVERSITY MEDICAL CLINIC		227	62	21%	289
DOCTORS MEMORIAL HOSPITAL		158	130	45%	288

COVID-19: testing by laboratory

Data through Apr 2, 2021 verified as of Apr 3, 2021 at 09:25 AM

Data in this report are provisional and subject to change.

The numbers in the table below represent the number of Florida and non-Florida residents for whom test results were received by the Department of Health. A person can be tested by more than one laboratory and can have both positive and negative results. **Therefore, the sum of the numbers in each column will be larger than the total number of people tested.**

Reporting lab	Inconclusive	Negative	Positive	Percent positive	Total
ACCURATE DIAGNOSTIC LABS, INC		270	17	6%	287
LORI MCAULIFFE MD PA		255	32	11%	287
RENAISSANCE AT THE TERRACES		285	2	1%	287
TIERRA PINES CENTER		275	12	4%	287
W FRANK WELLS NURSING HOME		257	29	10%	286
SARAPATH DIAGNOSTICS		162	124	43%	286
West Melbourne Health and Rehabilitation Center		285	1	0%	286
POMPANO REHABILITATION AND NURSING CTR		285			285
MACCLENNY NURSING AND REHAB		267	18	6%	285
Surrey Place Healthcare and Rehabilitation		283	2	1%	285
WHITE WILSON MEDICAL IMMEDIATE CARE NICEVILLE		66	218	77%	284
AURORA DIAGNOSTICS BERNHARDT LABORATORIES PATHOLOGY SERVICE		190	93	33%	283
FLORIDA ATLANTIC UNIVERSITY STUDENT HEALTH		234	49	17%	283
Sunset Point Center		278	4	1%	282
STERLING HOUSE OF DELAND		281	1	0%	282
RITECARE MEDICAL CENTER		204	78	28%	282
MADISON FACILITY INC		278	3	1%	281
DAVID SCOTT MADWAR MD PA□		253	28	10%	281
RIVERWOOD HEALTH NH LLC		242	39	14%	281
CITY OF PORT SAINT LUCIE		257	23	8%	280
renaissance health and rehabilitation center		260	20	7%	280
Solaris HealthCare Imperial		272	8	3%	280
BAYA POINTE NURSING AND REHABILITATION		197	83	30%	280
SUNCOAST URGENT CARE		211	68	24%	279
VILLAGE PLACE NH LLC□		255	24	9%	279
HAVEN OF OUR LADY OF PEACE INC		270	8	3%	278
PAVILION FOR HEALTHCARE, THE		275	3	1%	278
WESTCHESTER GARDENS LIMITED PARTNERSHIP		272	6	2%	278
Rehabilitation Center for Park Place LLC		266	11	4%	277
PRUITT HEALTH-SANTA ROSA		275	2	1%	277
HARBOURWOOD	1	272	4	1%	277
Crossbreeze care center	1	274	2	1%	277
CYPRESS COVE		271	6	2%	277
Chatsworth at PGA National, LLC		265	12	4%	277
VILLAGES REGIONAL HOSPITAL SURGERY CENTER LLC, THE		218	58	21%	276
PARTICLE THEORY LABS		253	23	8%	276
CHIPOLA HEALTH AND REHAB		257	18	7%	275
USA HEALTH UNIVERSITY HOSPITAL CLINICAL LABORATORY	1	264	10	4%	275
STATMED QUICK QUALITY CLINIC AT NORTH PINELLAS		66	209	76%	275
Glades West Rehabilitation and Nursing Center		266	8	3%	274
NASSAU COUNTY JAIL		229	43	16%	272
WESTWOOD HEALTHCARE SNF		225	46	17%	271
FOUNTAIN INN NURSING & REHABILITATION CTR, INC		265	6	2%	271
ARBOR FACILITY INC		267	3	1%	270
Premier Place at The Glenview		261	9	3%	270
VETERANS AFFAIRS MEDICAL CENTER - MIAMI		2	268	99%	270
PBC FIREFIGHTER BENEFIT FUND WELLNESS CENTER		225	45	17%	270

COVID-19: testing by laboratory

Data through Apr 2, 2021 verified as of Apr 3, 2021 at 09:25 AM

Data in this report are provisional and subject to change.

The numbers in the table below represent the number of Florida and non-Florida residents for whom test results were received by the Department of Health. A person can be tested by more than one laboratory and can have both positive and negative results. **Therefore, the sum of the numbers in each column will be larger than the total number of people tested.**

Reporting lab	Inconclusive	Negative	Positive	Percent positive	Total
ADVENT HEALTH CARE CENTER	9	246	13	5%	268
ABBOTT LABORATORIES		166	102	38%	268
LAKESIDE NEUROLOGIC		257	11	4%	268
APLS SERVICES LLC D/B/A CLEAR DIAGNOSTICS	12	254	2	1%	268
BRENTWOOD RETIREMENT COMMUNITY	5	232	31	12%	268
PROTEUS MOLECULAR AND CLINICAL LAB	1	155	112	42%	268
ADVENT HEALTH CENTRA CARE - ORMOND BEACH		113	155	58%	268
SERANADES BY SONATA WEST ORANGE		236	29	11%	265
FIRST CHOICE PRIMARY CARE		212	53	20%	265
DE LUNA HEALTH AND REHABILITATION CENTER		242	23	9%	265
PONTE VEDRA GARDENS		264	1	0%	265
LIFE HOPE LABS, LLC		260	5	2%	265
JACKSONVILLE VA UNIVERSITY OPC	4	252	8	3%	264
BROWARD NURSING & REHABILITATION CTR	8	240	14	5%	262
CHIPOLA MEDICAL ASSOCIATES, LLC		186	76	29%	262
Cross Gardens Care Center		260	1	0%	261
Chatham Glen Healthcare and Rehabilitation Center		253	8	3%	261
CLIFFORD CHESTER SIMS VA NURSING HOME		251	9	3%	260
CONSULATE HEALTHCARE OF KISSIMMEE		247	12	5%	259
ALLIANCE PEDIATRICS PA		253	5	2%	258
AMELIA MEDICAL CARE		107	151	59%	258
FLORIDA WOMAN CARE LABORATORY LLC		232	26	10%	258
AZALEA TRACE		245	13	5%	258
Solaris Senior Living North Naples ALF		248	9	4%	257
JACKSONVILLE UNIVERSITY	1	243	13	5%	257
ADVENT HEALTH - ORLANDO		195	61	24%	256
NORTH FLORIDA PEDIATRICS - MARIANNA		217	39	15%	256
WASHINGTON REHAB AND NURSING		246	10	4%	256
INNOVATIVE GENOMICS, LLC		222	33	13%	255
CONEY ISLAND HOSPITAL		248	7	3%	255
BOND CLINIC, PA		187	67	26%	254
FORT MYERS REHABILITATION AND NURSING CENTER		228	26	10%	254
MARTIN MEMORIAL MEDICAL CENTER LAB		128	126	50%	254
MIAMI JEWISH HEALTH SYSTEMS, INC	4	241	9	4%	254
SHELL POINT VILLAGE MEDICAL CENTER		246	7	3%	253
CONCIMED LLC		229	24	9%	253
FAMILY MEDICAL CARE OF PALM BEACH		190	61	24%	251
LAKEVIEW INTERNAL MEDICINE		189	62	25%	251
STUART - FAIRGROUNDS		219	32	13%	251
AFTER HOURS PEDIATRICS INC	1	1	248	99%	250
BUREAU OF CLINICAL LABORATORIES		209	41	16%	250
ST MARK VILLAGE	1	243	5	2%	249
TERRACES OF LAKE WORTH CARE CENTER□		237	12	5%	249
CARRINGTON PLACE OF ST PETE LLC		242	6	2%	248
HEARTLAND PEDIATRICS OF LAKE PLACID PA	1	217	30	12%	248
WALGREENS 10670		215	32	13%	247
FLORIDA CLINICAL LABORATORY-BIOREFERENCE LABORATORIES		96	151	61%	247

COVID-19: testing by laboratory

Data through Apr 2, 2021 verified as of Apr 3, 2021 at 09:25 AM

Data in this report are provisional and subject to change.

The numbers in the table below represent the number of Florida and non-Florida residents for whom test results were received by the Department of Health. A person can be tested by more than one laboratory and can have both positive and negative results. **Therefore, the sum of the numbers in each column will be larger than the total number of people tested.**

Reporting lab	Inconclusive	Negative	Positive	Percent positive	Total
KR at Hillsborough Lakes/Lutz Healthcare		237	10	4%	247
AVECINA MOBILE		121	125	51%	246
Heritage Healthcare at Tallahassee		239	7	3%	246
ADVENTHEALTH EXPRESS CARE AT WESLEY CH		218	28	11%	246
BAYVIEW CENTER		240	5	2%	245
ROSEWOOD HEALTHCARE & REHABILITATION CENTER		239	6	2%	245
220 GOLDEN, LLC	1	227	16	7%	244
MALABAR/ADVENT CENTRA CARE		48	196	80%	244
HOMESTEAD VILLAGE		232	11	5%	243
DOS OF NORTH SHORES NURSING & REHAB CENTER		243			243
ARCHER HEALTH VENTURES, LLC		217	25	10%	242
SEAVIEW NURSING AND REHABILITATION CENTER		233	9	4%	242
Consulate Health Care of St. Petersburg		235	7	3%	242
UCC - WELLINGTON		3	238	99%	241
GOOD SAMARITAN CARES		236	5	2%	241
STERLING HOUSE OF WINTER HAVEN		237	3	1%	240
WHITE WILSON MEDICAL CENTER IMMEDIATE CARE		132	108	45%	240
CLARE BRIDGE OF SARASOTA		238	2	1%	240
AMERICAN HOUSE SENIOR LIVING		189	51	21%	240
TGH		1	239	100%	240
FELLOWSHIP HOME AT THE FAIRWAY LLC		233	7	3%	240
ORANGE COUNTY HEALTH DEPT		228	11	5%	239
PALM GARDEN OF AVENTURA		236	3	1%	239
SOUTHLAND SUITES OF ORMOND BEACH	4	234			238
JUPITER MEDICAL CENTER URGENT CENTER		194	43	18%	237
ST AUGUSTINE HEALTH & REHAB CENTER		235	1	0%	236
ARDEN COURTS OF TAMPA□	2	229	5	2%	236
OAK HAMMOCK AT THE UNIVERSITY OF FLORIDA		229	6	3%	235
REGENTS PARK AT AVENTURA		221	14	6%	235
BAY TREE CARE AND REHABILITATION CENTER		197	38	16%	235
SIGNATURE HEALTHCARE OF ORANGE PARK		232	3	1%	235
ATLANTIC URGENT CARE		155	78	33%	233
MANDARIN PEDIATRICS		210	22	9%	232
HOLISTIC PEDIATRICS GROUP LLC		210	21	9%	231
Orchid Cove at Sarasota		230	1	0%	231
ManorCare Health Services-Palm Harbor	1	229	1	0%	231
EDGEWOOD NURSING CENTER		221	10	4%	231
ST VINCENT'S AMBULATORY CARE INC DBA	2	197	31	13%	230
BAPTIST HEALTH URGENT CARE AT PLANTATION		187	43	19%	230
LYNN HAVEN SPORTS COMPLEX-WALKON CLINIC		21	209	91%	230
VI AT BENTLEY VILLAGE HOME CARE		229	1	0%	230
ST ANTHONYS REHABILITATION HOSPITAL	9	218	2	1%	229
HOSPICE OF ST FRANCIS INC□		222	7	3%	229
ST JOSEPH'S HOSPITAL LABORATORY			229	100%	229
Lake Port Square Health Center		212	17	7%	229
EVENT MED SERVICES LABORATORY		224	5	2%	229
MARTIN ACQUISITION 1 LLC DBA		214	14	6%	228

COVID-19: testing by laboratory

Data through Apr 2, 2021 verified as of Apr 3, 2021 at 09:25 AM

Data in this report are provisional and subject to change.

The numbers in the table below represent the number of Florida and non-Florida residents for whom test results were received by the Department of Health. A person can be tested by more than one laboratory and can have both positive and negative results. **Therefore, the sum of the numbers in each column will be larger than the total number of people tested.**

Reporting lab	Inconclusive	Negative	Positive	Percent positive	Total
MIAMI CEREBRAL PALSY RESIDENTIAL		227	1	0%	228
CCS - JOSEPH V CONTE		226	2	1%	228
OAKBROOK HEALTH AND REHABILITATION CENTER	1	212	14	6%	227
AVANTE AT ORMOND BEACH INC		221	6	3%	227
PARKS HEALTHCARE & REHABILITATION CTR	4	211	11	5%	226
SURREY PLACE CARE CENTER		219	7	3%	226
SAMIR EBEID MD		203	23	10%	226
Lakewood Nursing Center		197	29	13%	226
ASCENSION MEDICAL GROUP		5	220	98%	225
PADDOCK RIDGE		222	3	1%	225
IMA MEDICAL GROUP		157	68	30%	225
THE RESIDENCE AT TIMBER PINES	4	196	25	11%	225
DISCOVERY VILLAGE AT MELBOURNE		197	27	12%	224
BARTRAM CROSSING		224			224
FORT PIERCE HEALTH CARE		217	7	3%	224
WIREGRASS DIRECT PRIMARY CARE PLLC□		190	33	15%	223
CHILDREN MED CARE INC		190	33	15%	223
LEHIGH VALLEY GENOMICS			223	100%	223
LCS SANDHILL COVE LLC DBA	6	208	9	4%	223
BAPTIST HEALTH SOUTH FLORIDA - WEST BOCA URGENT CARE		177	46	21%	223
PINNACLES PEDS CARE PA		222			222
NORTH FLORIDA PEDIATRICS PA - DUVAL		193	29	13%	222
LAKE SIDE HEALTH CENTER		222			222
Signature healthcare of Jacksonville		216	5	2%	221
ADVENT HEALTH - LAKE NONA		192	29	13%	221
NSPIRE HEALTHCARE LAUDERHILL		215	6	3%	221
CONCORD LIFE SCIENCES LLC	2	201	17	8%	220
FARAH MEDICAL		205	15	7%	220
MORSELIFE MEMORY CARE RESIDENCE		211	9	4%	220
VETERANS AFFAIRS ORLANDO VA MEDICAL CENTER			219	100%	219
CORAL REEF NURSING & REHABILITATION CENTER		213	6	3%	219
WOOD LAKE HEALTH AND REHABILITATION CENTER		219			219
DOCTORS MEMORIAL FAMILY MEDICINE	2	151	66	30%	219
COLONY CLUB ALF,THE	1	205	13	6%	219
SANDY PINES	2	195	22	10%	219
ANGELS DIAGNOSTIC GROUP		174	45	21%	219
CONSULATE HEALTH CARE OF MELBOURNE		214	5	2%	219
Boynton Beach Rehabilitation Center	2	213	4	2%	219
Sunnyside Nursing Home		215	3	1%	218
ADVENT HEALTH CENTRA CARE - DAYTONA BEACH		94	124	57%	218
CORAL GABLES NURSING & REHABILITATION CENTER		207	10	5%	217
LAKE PORT SQUARE		200	17	8%	217
CCS - PAUL REIN DETENTION FACILITY		151	66	30%	217
BORLAND GROOVER CLINIC	1	179	37	17%	217
ST. CLOUD REGIONAL MEDICAL CENTER		199	18	8%	217
SPRINGS AT LAKE POINTE WOODS		215	2	1%	217
THE MANOR AT CARPENTERS		185	32	15%	217

COVID-19: testing by laboratory

Data through Apr 2, 2021 verified as of Apr 3, 2021 at 09:25 AM

Data in this report are provisional and subject to change.

The numbers in the table below represent the number of Florida and non-Florida residents for whom test results were received by the Department of Health. A person can be tested by more than one laboratory and can have both positive and negative results. **Therefore, the sum of the numbers in each column will be larger than the total number of people tested.**

Reporting lab	Inconclusive	Negative	Positive	Percent positive	Total
BROOKDALE ATRIM WAY		210	6	3%	216
MIDWAY PRIMARY CARE, LLC	11	130	74	34%	215
GATEWAY/ADVENT CENTRA CARE	1	24	190	88%	215
Flagler Health and Rehabilitation		212	3	1%	215
SUPERIOR RESIDENCES OF PANAMA CITY BEACH		209	6	3%	215
Avante at Lake Worth, Inc.		213	2	1%	215
MEDICAL CONSULTANTS OF FLORIDA LLC	1	181	33	15%	215
EXPERTUS LABORATORIES INC		142	73	34%	215
PATHWAY PHARMACY		178	36	17%	214
BLOCK, NATION, CHASE, AND SMOLEN FAMILY MEDICINE		157	57	27%	214
KEY LARGO - LARGO CARGO		193	21	10%	214
Consulate Healthcare of West Palm Beach		197	16	8%	213
INN AT ASTON GARDENS, THE		205	8	4%	213
CONSULATE HEALTH CARE OF WINTER HAVEN		209	3	1%	212
GUEST HOUSE OCALA, THE		205	7	3%	212
San Jose Health & Rehabilitation		206	6	3%	212
POCONO MEDICAL CENTER		212			212
LIFE CARE CENTER OF PORT ST. LUCIE		200	12	6%	212
Bayside Health and Rehabilitation		181	31	15%	212
Taylor Care Center		207	5	2%	212
FLAGLER COUNTY DETENTION CENTER		200	12	6%	212
NADAL PEDIATRICS		180	32	15%	212
MILLENNIUM PHYSICIAN GROUP LLC		186	26	12%	212
KINDRED HOSPITAL THE PALM BEACHES		206	5	2%	211
MACTOWN, INC		209	2	1%	211
Avante at Melbourne		207	4	2%	211
SOLARIS SENIOR LIVING VERO BEACH		203	8	4%	211
SUNRISE DIAGNOSTIC LABORATORY		158	53	25%	211
BODYK		207	4	2%	211
FLORIDA HEALTH CARE PLAN INC		2	208	99%	210
QUICK CARE MED LLC	1	157	52	25%	210
HEALTH FIRST - HOLMES REGIONAL MEDICAL CENTER		32	178	85%	210
BAY VUE NURSING AND REHABILITATION CENTER		200	10	5%	210
GOOD SAMARITAN SOCIETY OF DELAND		199	11	5%	210
Royal Oaks Nursing and Rehab		209	1	0%	210
HIGHLANDS URGENT CARE			209	100%	209
The Palace Nursing and Rehabilitation Center		209			209
Whispering Oaks	11	175	23	11%	209
Nspire Health Care Kendall		199	10	5%	209
life Care Center of Melbourne		191	17	8%	208
FULGENT GENETICS	2	166	40	19%	208
ST PETERSBURG PEDIATRICS-EAST BAY	1	173	34	16%	208
ARDEN COURTS OF SEMINOLE		167	41	20%	208
PALMS MEDICAL GROUP HIGH SPRINGS		174	34	16%	208
ADVANCED MEDICAL GROUP		1	207	100%	208
BOCA RATON REHABILITATION CENTER	4	199	4	2%	207
The Waterford		203	3	1%	206

COVID-19: testing by laboratory

Data through Apr 2, 2021 verified as of Apr 3, 2021 at 09:25 AM

Data in this report are provisional and subject to change.

The numbers in the table below represent the number of Florida and non-Florida residents for whom test results were received by the Department of Health. A person can be tested by more than one laboratory and can have both positive and negative results. **Therefore, the sum of the numbers in each column will be larger than the total number of people tested.**

Reporting lab	Inconclusive	Negative	Positive	Percent positive	Total
MATHISON RETIREMENT COMMUNITY, INC	1	197	8	4%	206
PINELLAS CARE CENTER		172	34	17%	206
Cross Terrace REhabitation		203	2	1%	205
PCB CLINIC		159	45	22%	204
DISCOVERY VILLAGE AT NAPLES		187	17	8%	204
KENILWORTH CARE & REHABILITATION CENTER		187	16	8%	203
UNIVERSITY OF MIAMI		73	130	64%	203
BROOKDALE OF SPRING HILL	9	192	2	1%	203
GLENRIDGE ON PALMER RANCH,THE		195	8	4%	203
PATHGROUP LABS LLC		97	106	52%	203
POLK COUNTY HEALTH DEPARTMENT		178	24	12%	202
ADVENT HEALTH CENTRA CARE - APOPKA NORTH		172	30	15%	202
NEW YORK CITY DEPARTMENT OF HEALTH & MENTAL		168	34	17%	202
JUPITER MEDICAL CENTER URGENT CARE - STUART		151	51	25%	202
HIALEAH SHORES NURSING AND REHAB CENTER		193	8	4%	201
BRADEN RIVER REHABILITATION CENTER LLC		200	1	0%	201
PALM HARBOR FAMILY PRACTICE & WALK-IN		154	47	23%	201
Governors Creek Health and Rehabilitation	1	198	2	1%	201
VAMC WEST PALM LAB		5	196	98%	201
HERITAGE HEALTHCARE AND REHABILITATION CENTER		195	5	3%	200
MARION AND BERNARD L SAMSON NURSING CENTER		196	4	2%	200
TUSCAN GARDENS OF PALM COAST		195	5	3%	200
STAR CARE		169	30	15%	199
MEDICATION ROOMS-CSU/CI NURSE STATION	1	187	11	6%	199
ADVENT HEALTH - CARROLLWOOD	4	169	26	13%	199
LAKE VIEW CARE CENTER AT DELRAY		193	6	3%	199
The Ponce Therapy Care Center		195	4	2%	199
BENDERSON FAMILY SKILLED NURSING AND□		182	17	9%	199
AMA MEDICAL GROUP LLC		166	32	16%	198
AVANTE OF BOCA RATON		198			198
GRACE PEDIATRICS		167	31	16%	198
DEPARTMENT OF HEALTH & HUMAN SERVICES		198			198
PEACHTREE IMMEDIATE CARE		165	33	17%	198
LAUREL POINT CARE ACQUISITION LLC DBA SANDGATE GARDENS REHAB AND NURSI		171	27	14%	198
LAB CORP	1	115	81	41%	197
MIRACLE HILL NURSING & REHABILITATION CENTER INC		191	6	3%	197
CARENOW LAKE MARY		45	152	77%	197
NO FLORIDA PEDIATRICS, PA		169	27	14%	196
LABCORP BURLINGTON		148	48	24%	196
ABBIEJEAN RUSSELL CARE CENTER□		195	1	1%	196
TARPON POINT NURSING AND REHABILITATION CENTER		192	3	2%	195
Jacaranda Manor		194	1	1%	195
YOUR FAMILY WALK-IN CLINIC		13	182	93%	195
Heritage Park Rehabilitation & Healthcare		177	18	9%	195
ALLSOUTH URGENT CARE		25	169	87%	194
BEACON AT GULF BREEZE, THE	2	181	11	6%	194
BRUCE S WEST MD	1	192	1	1%	194

COVID-19: testing by laboratory

Data through Apr 2, 2021 verified as of Apr 3, 2021 at 09:25 AM

Data in this report are provisional and subject to change.

The numbers in the table below represent the number of Florida and non-Florida residents for whom test results were received by the Department of Health. A person can be tested by more than one laboratory and can have both positive and negative results. **Therefore, the sum of the numbers in each column will be larger than the total number of people tested.**

Reporting lab	Inconclusive	Negative	Positive	Percent positive	Total
PATRIOT MEDICAL LABORATORIES		186	8	4%	194
COLLIER PHARMACY		158	36	19%	194
SARNO EXTENDED HOURS		124	69	36%	193
SENIOR LIVING VII TAMPA LLC	1	183	9	5%	193
CYPRESS POINT LIVING, LLC		177	15	8%	192
HOSPITAL FOR SPECIAL SURGERY		189	3	2%	192
FINLAY CLINICAL LABORATORY INC	1	39	152	79%	192
ENCOMPASS HEALTH REHABILITATION OF SEA PINES		191	1	1%	192
PARK MEADOWS HEALTH AND REHABILITATION CENTER		191			191
HEALTH LINK DIAGNOSTIC LABORATORIES		182	9	5%	191
BARKLEY PLACE	1	186	4	2%	191
Sunrise Health and Rehabilitation Center		182	8	4%	190
NEO GENOMICS - FORT MYERS	1	183	6	3%	190
WALGREENS 4915	1	170	19	10%	190
GULF COAST MEDICAL CENTER		185	5	3%	190
THE PLAYERS CHAMPIONSHIP		190			190
RIVERWOOD CENTER,THE		179	10	5%	189
LEESBURG PEDIATRICS		161	28	15%	189
ARDEN COURTS OF FORT MYERS		183	6	3%	189
FIRST CHOICE PEDIATRICS SEMORAN		98	91	48%	189
WILLISTON PEDIATRICS PA	1	155	32	17%	188
OCEAN REEF MEDICAL CENTER		150	38	20%	188
WOMEN'S CARE FLORIDA LABORATORY		183	5	3%	188
SOUTH BALDWIN REGIONAL MEDICAL CENTER		176	12	6%	188
VIERA MANOR ASSISTED LIVING RESIDENCE		181	7	4%	188
FLORIDA DEPARTMENT OF HEALTH IN TAYLOR COUNTY	1	144	43	23%	188
MIAMI VA HEALTHCARE SYSTEM			188	100%	188
GEORGE SAFRAN MD PC		174	13	7%	187
WORKPLACE SCREENING INTELLIGENCE			187	100%	187
PLANTATION NURSING & REHAB CENTER		187			187
NIGHT LITE PEDIATRICS WINTER GARDEN		144	42	23%	186
CSL PLASMA		31	155	83%	186
ANTHEM LAKES LLC		151	35	19%	186
BONITA PHARMACY		167	19	10%	186
PEDIATRIC SPECIALISTS MEDICAL GROUP	1	168	17	9%	186
ZON BEACHSIDE LLC		149	37	20%	186
AMERICAN RESEARCH LABS		172	13	7%	185
JACKSONVILLE NURSING AND REHAB CENTER		177	8	4%	185
A PLUS PEDIATRICS		162	23	12%	185
EDWARD J HEALEY REHAB & NURSING CENTER		185			185
ADVENT		172	13	7%	185
ST. JAMES BAY HEALTH AND REHABILITATION CENTER		183	1	1%	184
GEORGIA DEPARTMENT OF PUBLIC HEALTH	1	5	178	97%	184
PHYSICIANS REGIONAL MEDICAL CENTER - PINE RIDGE		20	164	89%	184
US MEDICAL CARE, INC		162	22	12%	184
SUNLIFE PHARMACY		160	24	13%	184
BAPTIST HEALTH PRIMARY CARE	1	134	49	27%	184

COVID-19: testing by laboratory

Data through Apr 2, 2021 verified as of Apr 3, 2021 at 09:25 AM

Data in this report are provisional and subject to change.

The numbers in the table below represent the number of Florida and non-Florida residents for whom test results were received by the Department of Health. A person can be tested by more than one laboratory and can have both positive and negative results. **Therefore, the sum of the numbers in each column will be larger than the total number of people tested.**

Reporting lab	Inconclusive	Negative	Positive	Percent positive	Total
CANTERFIELD OF CLAY COUNTY		146	38	21%	184
LIFE CARE CENTER OF ALTAMONTE SPRINGS		157	27	15%	184
CARE CENTERS OF NASSAU		180	3	2%	183
NADAL PEDIATRICS - VICTORIA STREET (3385)		155	28	15%	183
TUSCAN GARDENS OF VENETIA MANAGEMENT COMPANY		169	14	8%	183
HAWKINS FAMILY MEDICINE LLC	1	131	51	28%	183
ADVENT HEALTH CENTRA CARE - WESLEY CHAPEL		13	170	93%	183
JUNO DERMATOLOGY LLC		166	17	9%	183
GLADES HEALTH CARE CENTER		180	3	2%	183
SACRED HEART HEALTH SYSTEM INC		149	33	18%	182
ARDEN COURTS OF DELRAY BEACH FL LLC	3	169	10	5%	182
BROOKDALE ORANGE PARK		181	1	1%	182
RIVERSIDE RECOVERY OF TAMPA		181	1	1%	182
Hampton Court Nursing and Rehabilitation Center		179	2	1%	181
SUMMERFIELD EMERGENCY ROOM		137	44	24%	181
ARDEN COURTS OF LARGO FL, LLC		159	22	12%	181
PRIMECARE OF DOTHAN		127	54	30%	181
PENSACOLA PEDIATRICS MILTON		169	12	7%	181
Emory L Bennett State Veterans Nursing Home		178	3	2%	181
ESCAMBIA COUNTY JAIL DETENTION DIVISION		175	5	3%	180
STERLING HOUSE OF PUNTA GORDA		179	1	1%	180
DOLPHIN POINTE HEALTH CARE LLC		160	20	11%	180
CANTERFIELD OF OCALA, LLC		168	11	6%	179
LAKE REGIONAL URGENT CARE		12	167	93%	179
SUNY UPSTATE MEDICAL UNIVERSITY		164	15	8%	179
EXOSOME DIAGNOSTICS	1	158	19	11%	178
PEDIATRICS OF GREATER ORLANDO		153	24	14%	177
ADVENT HEALTH CENTRA CARE - CARROLLWOOD		5	172	97%	177
HEALTHPOINT MED GRP OF THE EMERALD COAST LLC		143	34	19%	177
ALL SEASONS NAPLES LLC		172	5	3%	177
CAREATC CITY OF TAMPA	2	146	29	16%	177
ROSECASTLE OF CITRUS		147	30	17%	177
FLORIDA DEPARTMENT OF HEALTH IN ALACHUA COUNTY -		162	14	8%	176
GENE BY GENE		61	115	65%	176
CHARTER SENIOR LIVING OF PANAMA CITY BEACH		154	21	12%	175
ROSECASTLE OF ZEPHRHILLS		172	3	2%	175
The Inn at Sarasota Bay Club		173	2	1%	175
ORLANDO HEALTH EMERGENCY DEPARTMENT		163	12	7%	175
NORTH FLORIDA INTERNAL MEDICINE PA		141	34	19%	175
MCW MENTAL HEALTH LLC		171	4	2%	175
HUNT CLUB PEDIATRIC ASSOCIATES PA		110	65	37%	175
ASTON GARDENS AT PELICAN MARSH		169	5	3%	174
ADVENT HEALTH - PALM HARBOR ER		138	36	21%	174
ANCHOR CARE AND REHABILITATION CENTER		173	1	1%	174
VILLA MARIA WEST SKILLED NURSING FACILITY		167	7	4%	174
PROFESSIONAL URGENT CARE SERVICES		136	38	22%	174
PEDIATRICS IN BREVARD PA- ROCKLEDGE		134	39	23%	173

COVID-19: testing by laboratory

Data through Apr 2, 2021 verified as of Apr 3, 2021 at 09:25 AM

Data in this report are provisional and subject to change.

The numbers in the table below represent the number of Florida and non-Florida residents for whom test results were received by the Department of Health. A person can be tested by more than one laboratory and can have both positive and negative results. **Therefore, the sum of the numbers in each column will be larger than the total number of people tested.**

Reporting lab	Inconclusive	Negative	Positive	Percent positive	Total
BRIGHTON EGGERT PHARMACY INC		166	7	4%	173
MID FLORIDA PATHOLOGY LLC MOBILE UNIT #4		120	53	31%	173
FORT WALTON REHABILITATION CENTER		133	39	23%	172
BAY EDUCATORS WELLNESS CENTER		115	57	33%	172
CENTRAL FLORIDA HEALTHCARE GROUP LLC		151	21	12%	172
REGENCY PARK		154	18	10%	172
VILLAGE PEDIATRICS LLC		143	29	17%	172
MOBILE INFIRMARY MED CENTER PATH LAB		156	15	9%	171
BROOKDALE FORT MYERS THE COLONY		167	4	2%	171
HIGHLANDS LAKE CENTER		165	5	3%	170
URGENT CARE OF THE PALM BEACHES, NORTH PALM BEACH			170	100%	170
NORTH BEACH REHABILITATION CENTER		168	2	1%	170
SUWANNEE VALLEY NURSING CENTER		155	14	8%	169
Life Care Center of Orlando		164	5	3%	169
AMERICAN FAMILY MEDICAL LLC		126	42	25%	168
PANAMA CITY DEVELOPMENTAL CENTER□		168			168
NAIA		167	1	1%	168
ADVENT HEALTH CENTRA CARE - TEMPLE TERRACE	1	103	63	38%	167
OSPREY VILLAGE AT AMELIA ISLAND LTD		157	10	6%	167
VITAS HEALTHCARE CORPORATION OF FL		152	15	9%	167
COASTAL INTERNAL MEDICINE		129	38	23%	167
MEADOWCREST FAMILY PHYSICIANS		97	69	42%	166
WOODBIDGE FACILITY INC		161	5	3%	166
CAYUGA MEDICAL CENTER AT ITHACA		160	5	3%	165
THE ARLINGTON OF NAPLES INC.		162	3	2%	165
LAKEVIEW TERRACE RETIREMENT COMMUNITY		148	17	10%	165
FIRST CHOICE PEDIATRICS INC		148	17	10%	165
CITRUS HEALTH AND REHAB		132	33	20%	165
FINNISH AMERICAN REST HOME-ALF		163	2	1%	165
RDV SPORTSPLEX PEDIATRICS		137	28	17%	165
BROOKDALE BONITA SPRINGS		161	3	2%	164
BVM THE BRIDGES LLC		164			164
VIPEDIATRICS PLLC		149	15	9%	164
EAST NEW YORK DIAGNOSTIC AND TREATMENT		155	9	5%	164
TERRACE AT HOBE SOUND, THE	1	154	9	5%	164
NAPHCARE, INC AT MANATEE COUNTY JAIL		139	25	15%	164
EMBRY RIDDLE AERONAUTICAL UNIVERSITY HEALTH SERVICES		1	163	99%	164
BRADENTON HEALTH CARE		163			163
WEST COAST FAMILY MEDICAL CARE		129	34	21%	163
TRI COUNTY NURSING HOME		162	1	1%	163
PRECISION GENETICS, INC		157	6	4%	163
WESLEY HAVEN VILLA	1	128	34	21%	163
Kindred Hospital South Florida Hollywood SNU		155	7	4%	162
SOMERBY LAKE NONA		154	7	4%	161
KRYSTAL BAY NURSING AND REHABILITATION		154	6	4%	160
ABSOLUTE HEALTH INTERNAL MEDICINE AND PEDIATRICS		141	19	12%	160
QUALITY URGENT CARE AND WELLNESS PL	3	114	43	27%	160

COVID-19: testing by laboratory

Data through Apr 2, 2021 verified as of Apr 3, 2021 at 09:25 AM

Data in this report are provisional and subject to change.

The numbers in the table below represent the number of Florida and non-Florida residents for whom test results were received by the Department of Health. A person can be tested by more than one laboratory and can have both positive and negative results. **Therefore, the sum of the numbers in each column will be larger than the total number of people tested.**

Reporting lab	Inconclusive	Negative	Positive	Percent positive	Total
KEYSTONE REHAB		160			160
ARCADIA HEALTH AND REHABILITATION CENTER		100	60	38%	160
GREENBRIAR REHABILITATION AND NURSING CENTER	1	159			160
QUEENS HOSPITAL CENTER	1	148	10	6%	159
BROOKDALE PENSACOLA		158	1	1%	159
DESOTO PALMS ALF		153	5	3%	158
RITE MEDICAL CARE PC		156	2	1%	158
WUESTHOFF REF LABORATORY			158	100%	158
FHMG-FLORIDA HOSPITAL MEDICAL GROUP		133	25	16%	158
DOCTORS MEMORIAL FAMILY PRACTICE	2	119	36	23%	157
CLERMONT URGENT CARE			157	100%	157
TIMBERRIDGE NURSING HOME & REHAB		123	33	21%	156
Englewood Healthcare and Rehab		141	15	10%	156
ALL FLORIDA FAMILY AND SPORTS MEDICINE		134	22	14%	156
NORTH PORT REHABILITATION AND NURSING CENTER□		155	1	1%	156
NO FLORIDA PEDIATRICS, PA - BRADFORD		127	29	19%	156
WILTON MANORS HEALTH & REHABILITATION CENTER		146	9	6%	155
COCOA BEACH/ADVENT CENTRA		41	114	74%	155
POINTE, THE		127	28	18%	155
GULFCOAST PEDIATRICS		146	9	6%	155
PROVIDENCE HOSPITAL LABORATORY		147	8	5%	155
PRUITT HEALTH		152	2	1%	154
FAWCETT MEMORIAL HOSPITAL-LAB		39	115	75%	154
PALMETTTO FACILITY INC	1	153			154
DIAMOND RIDGE		147	7	5%	154
FLORIDA HEALTH CARE PLANS INC		2	151	99%	153
VIERA DEL MAR HEALTH AND REHABILITATION CENTER		149	4	3%	153
WRIGHTS HEALTH CARE AND REHABILITATION CENTER		123	30	20%	153
JACKSON COUNTY HEALTH DEPARTMENT		105	47	31%	152
GRAVITY DIAGNOSTICS		56	96	63%	152
TUSCAN ISLE CHAMPIONSGATE OP CO LLC		150	2	1%	152
SUNNY HILLS ALF OF SEBRING INC		140	12	8%	152
KINDRED HOSPITAL MELBOURNE	1	146	5	3%	152
BENTON HOUSE AT OAKLEAF		122	30	20%	152
PHYSICIAN PARTNERS PERRY		88	64	42%	152
REFUAH HEALTH CENTER LABORATORY		143	8	5%	151
Peninsula Care and Rehab		139	12	8%	151
NAVARRE GARDENS LLC		126	25	17%	151
D PEDIATRICS		134	17	11%	151
Madison Health and Rehabilitation Center		115	36	24%	151
CRANE CENTER		119	31	21%	150
LABORATORY OF FLORIDA		97	53	35%	150
The Crossroads		149	1	1%	150
LIFE BRITE		134	16	11%	150
CORE BIO LABS		76	74	49%	150
FLORIDA MEDICAL CLINIC LLC		88	62	41%	150
ADVENTHEALTH HOSPICE CARE CENTRAL FLORIDA		145	4	3%	149

COVID-19: testing by laboratory

Data through Apr 2, 2021 verified as of Apr 3, 2021 at 09:25 AM

Data in this report are provisional and subject to change.

The numbers in the table below represent the number of Florida and non-Florida residents for whom test results were received by the Department of Health. A person can be tested by more than one laboratory and can have both positive and negative results. **Therefore, the sum of the numbers in each column will be larger than the total number of people tested.**

Reporting lab	Inconclusive	Negative	Positive	Percent positive	Total
WALGREENS 6221		132	17	11%	149
PRECISION HEALTH RESOURCES, LLC	1	133	15	10%	149
LAKE WALES OPERATING GROUP LLC		144	5	3%	149
PALM BEACH COUNTY HEALTH DEPT LAB	4	138	7	5%	149
F&T MEDICAL RESEARCH, INC		149			149
JEFFERSON COUNTY HEALTH DEPARTMENT-MONTICELLO		118	31	21%	149
GOLD CHOICE SENIOR COMMUNITIES		109	40	27%	149
CHERRY OAK PALM BEACH COUNTY		140	8	5%	148
MILLENNIUM LAB SERVICES			148	100%	148
SEAGRASS VILLAGE FLEMING ISLAND		111	37	25%	148
SONATA COCONUT CREEK	2	122	23	16%	147
MACKOUL PEDIATRICS FORT MYERS		130	17	12%	147
CROSSWINDS HEALTH AND REHABILITATION CENTER	1	144	2	1%	147
CLEARWATER STATMED QUICK QUALITY CLINICS		42	104	71%	146
MEASE COUNTRYSIDE HOSPITAL		1	145	99%	146
ALLCARE MEDICAL CENTERS PC		122	24	16%	146
Quail Run Health Care Center		146			146
MAINSTREAM DIAGNOSTIC LABORATORY LLC		125	21	14%	146
CVS		41	105	72%	146
BOSTON RED SOX CLUB LP		144	2	1%	146
AMERICAN HOUSE COCONUT POINT		127	18	12%	145
REGENCY CARE OF BLOUNTSTOWN LLC		135	10	7%	145
WEDGEWOOD HEALTHCARE CENTER		93	52	36%	145
PEDIATRIC ASSOCIATES AT ARGYLE PA		139	6	4%	145
TGH URGENT CARE - SEMINOLE			145	100%	145
FAMILY EXTENDED CARE OF CENTRAL TAMPA		127	18	12%	145
Lehigh Acres Health and Rehabilitation		134	11	8%	145
BROOKDALE CAPE CORAL		145			145
TRADITION MEDICAL CENTER LABORATORY		54	91	63%	145
ADVENTHEALTH CENTRA CARE PONCIANA	1	81	62	43%	144
HEARTLAND HEALTHCARE AND REHAB CENTER		122	22	15%	144
NCRNC INC		140	4	3%	144
DAYSPRING VILLAGE		121	22	15%	143
AMERICAN ESOTERIC LAB-BIRMINGHAM		140	3	2%	143
RAPID RELIABLE TESTING NY LLC		134	9	6%	143
ADVENTHEALTH MEDICAL GROUP FAMILY MEDICINE AT		111	32	22%	143
JPR URGENT MEDICAL CARE		139	4	3%	143
JEFFERY WEINZWEIG		2	141	99%	143
PROMPT CARE OF CENTRAL FLORIDA			143	100%	143
APOLLO HEALTH & REHABILITATION		136	6	4%	142
DB MD		126	16	11%	142
PROVISTA DIAGNOSTICS, INC		139	3	2%	142
KINDRED HOSPITAL - SOUTH FLORIDA		139	3	2%	142
Nemours Children's Urgent Care		80	62	44%	142
OAKHURST CENTER		135	7	5%	142
GATTOLINE ENTERPRISES, INC. DBA FAMILY CARE PHARMACY		115	27	19%	142
CLINICA HISPANA		1	140	99%	141

COVID-19: testing by laboratory

Data through Apr 2, 2021 verified as of Apr 3, 2021 at 09:25 AM

Data in this report are provisional and subject to change.

The numbers in the table below represent the number of Florida and non-Florida residents for whom test results were received by the Department of Health. A person can be tested by more than one laboratory and can have both positive and negative results. **Therefore, the sum of the numbers in each column will be larger than the total number of people tested.**

Reporting lab	Inconclusive	Negative	Positive	Percent positive	Total
PORT ST LUCIE REHABILITATION AND HEALTHCARE		98	43	30%	141
UNITED CLINICAL LABORATORIES		132	9	6%	141
ISLAND HEALTH AND REHABILITATION CENTER		140	1	1%	141
OAKS OF KISSIMMEE HEALTH AND REHABILITATION CENTER		138	3	2%	141
NOVARI CARE LLC		97	44	31%	141
GATEWAY CARE CENTER		139	1	1%	140
BARBARA O'REILLY MD PA		136	4	3%	140
DAYSPRING SENIOR LIVING LLC		138	2	1%	140
KINDRED HOSPITAL SOUTH FLORIDA		119	20	14%	139
CITRUS MEMORIAL HOSPITAL			139	100%	139
Gulf Coast Healthcare (Longwood Health and Rehab		118	21	15%	139
SHC College Park		138	1	1%	139
Signature Healthcare of Palm Beach		138	1	1%	139
ESCAMBIA COUNTY JAIL	1	109	29	21%	139
GRAND OAKS HEALTH & REHABILITATION		138	1	1%	139
FAWCETT MEMORIAL HOSPITAL LABORATORY			138	100%	138
AHEC CLINIC		8	130	94%	138
ADVENT HEALTH CENTRA CARE - DELAND		28	110	80%	138
CARENOW URGENT CARE - LAKE MARY			138	100%	138
HAZELDEN FLORIDA	1	132	5	4%	138
AMERICAN PATHOLOGY PARTNERS		136	2	1%	138
SMILEY MEDICAL GROUP		108	30	22%	138
MV MEDICAL PRACTICE DBA PRIMARY URGENT CARE		131	7	5%	138
ADVENT HEALTH CENTRA CARE - CITRUS PARK		9	129	93%	138
LabCorp L#09258090 M#09258105		74	64	46%	138
WINDSOR OF LAKEWOOD RANCH,THE		136	2	1%	138
WALTON PLACE		137			137
MANOR AT BLUEWATER BAY		131	6	4%	137
SPRING HAVEN RETIREMENT	1	133	3	2%	137
PPC-LAB EDI ORCHARD BI		129	8	6%	137
Centre Pointe Health and Rehabilitation Center		126	11	8%	137
DOCTOR'S IN HOUSE LABORATORY		18	119	87%	137
MANOR CARE OF PALM HARBOR		135	1	1%	136
SONATA DELRAY BEACH		125	11	8%	136
LONGWOOD HEALTH AND REHABILITATION CENTER		124	12	9%	136
LIFE CARE CENTER OF JACKSONVILLE		115	21	15%	136
WALGREENS #06012		120	16	12%	136
CLARE BRIDGE OF CAPE CORAL	1	135			136
ADVENT HEALTH CENTRA CARE - ORANGE CITY	1	53	82	60%	136
SONATA WEST		133	2	1%	135
IRL MARKET LAB ALACHUA		104	31	23%	135
AEGIS MEDICAL GROUP		113	22	16%	135
PEDIATRIC CARE CENTER		135			135
MED COMP SCIENCES		3	132	98%	135
CARE RESOURCE COMMUNITY HEALTH CENTERS INC		129	6	4%	135
ADVANCED MEDICAL CENTER		86	48	36%	134
FIRSTCARE CLINIC		67	67	50%	134

COVID-19: testing by laboratory

Data through Apr 2, 2021 verified as of Apr 3, 2021 at 09:25 AM

Data in this report are provisional and subject to change.

The numbers in the table below represent the number of Florida and non-Florida residents for whom test results were received by the Department of Health. A person can be tested by more than one laboratory and can have both positive and negative results. **Therefore, the sum of the numbers in each column will be larger than the total number of people tested.**

Reporting lab	Inconclusive	Negative	Positive	Percent positive	Total
Lakeside Nursing and Rehabilitation Center	1	108	25	19%	134
HOSPICE OF THE TREASURE COAST		129	5	4%	134
MINUTECLINIC DIAGNOSTIC		126	8	6%	134
STEWART MEDICAL GROUP		34	100	75%	134
ATMORE COMMUNITY HOSPITAL LABORATORY		107	27	20%	134
BAYCARE HEALTH SYSTEMS		3	131	98%	134
WILLOWBROOKE COURT AT ST ANDREWS ESTATES		129	5	4%	134
SOUTH CAMPUS FACILITY INC		122	11	8%	133
HCTB INC		111	22	17%	133
ARDEN COURTS OF LELY PALMS		131	2	2%	133
ARIZONA DEPARTMENT OF HEALTH SERVICES		5	127	96%	132
GARDENS HEALTH NH LLC		129	3	2%	132
THE REHABILITATION CENTER OF LAKE CITY		127	5	4%	132
RESEARCH CENTERS OF AMERICA, LLC		109	23	17%	132
SEMINOLE TRIBE OF FLORIDA		107	25	19%	132
AMERICAN HOUSE-BONITA SPRINGS		131	1	1%	132
INTEGRATED REGIONAL LABORATORIES		119	12	9%	131
THE WELLNESS CENTER AT LAKEWOOD RANCH		43	88	67%	131
CENTRACARE		17	114	87%	131
DIAGNOSTIC LABORATORY OF OKLAHOMA		105	26	20%	131
MINUTECLINIC DIAGNOSTIC OF TEXAS, LLC		117	14	11%	131
HARBORCHASE OF VERO BEACH	1	115	15	11%	131
LAKELAND REGIONAL HEALTH LAKE MIRIAM	2	87	42	32%	131
FOUNTAINS OF HOPE LLC, THE		130	1	1%	131
VITAS HEALTHCARE		119	11	8%	130
MOOSEHAVEN LIFE CARE CENTER		130			130
TRI-COUNTY NURSING HOME		117	12	9%	129
The Crossings		127	2	2%	129
CHARLES CROFT MD	1	127	1	1%	129
WILLOW BROOKE COURT AT AZALEA TRACE		128	1	1%	129
BMHSI-AEL MICROBIOLOGY LABORATORY	2	102	25	19%	129
SONNIS PEDIATRICS PA		116	13	10%	129
QUICK CARE MED PL CR		80	48	38%	128
MINUTECLINIC LLC #4987		112	16	13%	128
Signature Healthcare of Ormond		127	1	1%	128
HILLSBOROUGH COUNTY DEVELOPMENTAL CTR	1	117	9	7%	127
KINDRED HOSPITAL NORTH FLORIDA	3	117	7	6%	127
MINUTECLINIC DIAGNOSTIC OF SOUTH CARO		104	23	18%	127
LABCORP RTP		51	76	60%	127
SHOAL CREEK REHABILITATION CENTER		85	42	33%	127
GESSLER CLINIC PA		98	29	23%	127
COLLIER COUNTY JAIL		124	2	2%	126
OPPENHEIMER PLASTIC SURGERY LLC		121	5	4%	126
ST PETERSBURG PEDIATRICS-MLK JUNIOR BLVD		117	9	7%	126
MAGNOLIA MEDICAL CLINIC		20	106	84%	126
HIGHLANDS MEDICAL CENTER		123	3	2%	126
PANAMA PHARMACY	3	104	18	14%	125

COVID-19: testing by laboratory

Data through Apr 2, 2021 verified as of Apr 3, 2021 at 09:25 AM

Data in this report are provisional and subject to change.

The numbers in the table below represent the number of Florida and non-Florida residents for whom test results were received by the Department of Health. A person can be tested by more than one laboratory and can have both positive and negative results. **Therefore, the sum of the numbers in each column will be larger than the total number of people tested.**

Reporting lab	Inconclusive	Negative	Positive	Percent positive	Total
IQBAL A FARUQUI MD		93	32	26%	125
THE CLUB AND REHABILITATION CENTER		124	1	1%	125
COQUINA CENTER		121	4	3%	125
ARBOR GLEN AT ARBOR TRACE	2	113	9	7%	124
SUNY UPSTATE OVERFLOW LABORATORY		124			124
Mt Sinai Aventura			124	100%	124
ADVENT HEALTH CENTRA CARE - BRANDON		31	93	75%	124
KINDRED HOSPITAL-BAY AREA-ST PETERSBURG LAB	1	117	6	5%	124
NORTH FL SOUTH GA HCS-MALCOM RANDALL VAMC			124	100%	124
HEARTLAND PHARMACY LAKE PLACID, INC		93	30	24%	123
LEE MEMORIAL HEALTH SYSTEM HEALTH FAIR		118	5	4%	123
CITRUS MEMORIAL HEALTH SYSTEM LAB		2	121	98%	123
ISLAND URGENT CARE PLLC DBA AFC URGENT CARE		122	1	1%	123
VITAS HEALTHCARE CORPORATION OF FLORIDA		120	3	2%	123
WINDERMERE MEDICAL CENTER		118	5	4%	123
PSL NAPLES BH OPERATIONS, LLC		122			122
MINUTECLINIC DIAGNOSTIC OF RHODE ISLAND, LLC #729		118	4	3%	122
TOTAL RENAL LABORATORIES INC		110	12	10%	122
THREE OAKS PHARMACY INC		109	13	11%	122
GENEDX		47	75	61%	122
FLORIDA ATLANTIC UNIVERSITY		115	7	6%	122
FLORIDA DEPARTMENT OF HEALTH IN LAKE COUNTY	1	78	42	35%	121
ARBOR TERRACE SAN JOSE LLC	3	116	2	2%	121
ALTERNATIVE LIVING, INC DBA TWIN CITIES PAVILION		118	3	2%	121
PARKVIEW HEALTH		121			121
URGENT CARE TCMA			121	100%	121
MEYER PEDIATRICS		107	14	12%	121
PINELLAS COUNTY JAIL			121	100%	121
Crystal Health & Rehab Center		115	6	5%	121
WEST		106	15	12%	121
SANDY RIDGE CENTER FOR REHABILITATION AND HEALING		100	21	17%	121
BROOKDALE JENSEN BEACH		117	3	3%	120
ARDEN COURTS OF PALM HARBOR		100	20	17%	120
THE COURTYARD ASSISTED LIVING		116	4	3%	120
A2Z DIAGNOSTICS		119	1	1%	120
NSPIRE HEALTHCARE TAMARAC		80	40	33%	120
MEMORY CARE OF NAPLES		120			120
TURNING POINT OF TAMPA		113	6	5%	119
SEVEN HILLS HEALTH AND REHABILITATION CENTER		103	16	13%	119
SURFSIDE URGENT CARE		97	22	18%	119
L&S SENIOR CARE DBA ARCADIA OAKS	4	114	1	1%	119
TGH URGENT CARE – TYRONE		3	116	97%	119
MATHISON RETIREMENT COMMUNITY		114	5	4%	119
PALMS FACILITY INC		104	15	13%	119
FLAGLER COLLEGE HEALTH SERVICES		86	33	28%	119
GRAND VILLA OF LAKELAND		113	6	5%	119
SEMINOLE SPORTS AND FAMILY MEDICINE		105	14	12%	119

COVID-19: testing by laboratory

Data through Apr 2, 2021 verified as of Apr 3, 2021 at 09:25 AM

Data in this report are provisional and subject to change.

The numbers in the table below represent the number of Florida and non-Florida residents for whom test results were received by the Department of Health. A person can be tested by more than one laboratory and can have both positive and negative results. **Therefore, the sum of the numbers in each column will be larger than the total number of people tested.**

Reporting lab	Inconclusive	Negative	Positive	Percent positive	Total
Summit Medical Group		108	11	9%	119
MED ONE AT SAINT AUGUSTINE		87	32	27%	119
HOBDAIR FAMILY HEALTH LLC		82	36	31%	118
SH HERON EAST LLC		103	15	13%	118
RDX BIOSCIENCE		60	58	49%	118
XPRESS URGENT CARE- PORT ST. LUCIE		40	78	66%	118
SOLARIS SENIOR LIVING OF MERRITT ISLAND		114	4	3%	118
BIODESIX, INC.		89	29	25%	118
COASTAL HEALTH AND REHAB		110	8	7%	118
MONTEFIORE MEDICAL CENTER LABORATORIES - MOSES		108	10	8%	118
NEIGHBORHOOD MEDICAL CENTER		112	5	4%	117
DIATHERIX LABORATORIES		68	49	42%	117
BIGGERS FAMILY MEDICINE PA	1	103	13	11%	117
WELLOW URGENT CARE PC		114	2	2%	116
BELVEDERE COMMONS OF FORT WALTON BEACH		106	10	9%	116
LEE COUNTY SCHOOL DISTRICT	1	108	7	6%	116
SOUTH GEORGIA MEDICAL CENTER		76	40	34%	116
VILLAS OF HOLLY BROOK - BRADENTON 14TH		114	2	2%	116
MERCY MEDICAL URGENT CARE CENTER INC		64	51	44%	115
PRIME HEALTH OF NORTH PORT LLC		97	18	16%	115
TIFFANY HALL NURSING AND REHAB CENTER		106	9	8%	115
MD 365 MEDICAL CARE		114	1	1%	115
BROOKDALE COLONIAL PARK	2	112	1	1%	115
SUNFLOWER SPRINGS ASSISTED LIVING		105	10	9%	115
BROWARD HEALTH CORAL SPRINGS EPIDEMIOLOGY DEPT		1	114	99%	115
MICRO PATH LABORATORIES INC		112	3	3%	115
CABANA AT JENSEN DUNES, THE		110	4	4%	114
ELAN BUENA VISTA		97	17	15%	114
PICH KTM CORP DBA MEDTOWN PHARMACY		98	16	14%	114
UNIVERSITY HEALTH SYSTEM INC		103	11	10%	114
UNIVERSITY MEDICAL CENTER SUITES		100	14	12%	114
PALMS EDGE	1	106	7	6%	114
WESTCHESTER MEDICAL CENTER	1	108	5	4%	114
PANCARE HEALTH GULF COUNTY		86	28	25%	114
TREASURE COAST MEDICAL ASSOCIATES		4	110	96%	114
WESTWOOD NURSING & REHAB		80	34	30%	114
EC OPCO CARROLLWOOD LLC		108	6	5%	114
SOUTH BALDWIN MEDICAL CENTER GULF SHORES		91	23	20%	114
Hialeah Nursing And Rehabilitation Center		108	5	4%	113
ARDEN COURTS OF WEST PALM BEACH		113			113
Courtyards of Orlando Care Center		101	12	11%	113
MY CLINICAL LAB INC		17	96	85%	113
ALLIED HEALTH FORT PIERCE		112			112
CLEVELAND CLINIC FOUNDATION		12	100	89%	112
J FRANK AVEY MD		87	24	22%	111
REGENCY OAKS HEALTH CENTER		109	2	2%	111
ISLAND DOCTORS		21	90	81%	111

COVID-19: testing by laboratory

Data through Apr 2, 2021 verified as of Apr 3, 2021 at 09:25 AM

Data in this report are provisional and subject to change.

The numbers in the table below represent the number of Florida and non-Florida residents for whom test results were received by the Department of Health. A person can be tested by more than one laboratory and can have both positive and negative results. **Therefore, the sum of the numbers in each column will be larger than the total number of people tested.**

Reporting lab	Inconclusive	Negative	Positive	Percent positive	Total
FHMG LAKE MARY PEDS		96	15	14%	111
HOSPICE OF THE EMERALD COAST INC - PANAMA CITY	2	102	7	6%	111
ARBOR TERRACE ORTEGA LLC	2	107	2	2%	111
LATE HOURS URGENT CARE		60	51	46%	111
PHYSICIANS REGIONAL CLINIC		82	29	26%	111
Golfview Healthcare Center		106	5	5%	111
ADVENTHEALTH MEDICAL GROUP PRIMARY CARE		103	8	7%	111
CORNERSTONE MEDICAL CARE OF BRANDON PL		91	20	18%	111
MG PORT CHARLOTTE II SUBTENANT LLC		99	12	11%	111
ROHR HOME		107	3	3%	110
JOHN KNOX VILLAGE OF CENTRAL FLORIDA		105	5	5%	110
LAKE HOUSE ASSISTED LIVING		93	17	15%	110
COASTAL DETOX		107	3	3%	110
TUSCAN ISLE OPERATING COMPANY LLC DBA		106	4	4%	110
ALL MY KIDS PEDIATRICS INC		76	33	30%	109
Riviera Health Resort		108	1	1%	109
BAY PINES MEDICAL ASSOCIATES		1	108	99%	109
MINUTECLINIC DIAGNOSTIC OF NORTH CAROL		86	23	21%	109
SUMMIT MEDICAL GROUP PA		99	10	9%	109
North Lake Care Center		107	1	1%	108
EVANS HEALTH CARE		106	2	2%	108
ORANGE PARK PEDIATRICS		98	10	9%	108
CSL PLASMA INC		7	101	94%	108
BAY VIEW HEALTHCARE		85	22	21%	107
DELAND WELLNESS CENTER			107	100%	107
OCALA CBOC		101	6	6%	107
NAVY HOSPITAL			107	100%	107
BAY REGIONAL URGENT CARE	1	68	38	36%	107
ELMCROFT OF BELLA VITA□		98	8	8%	106
GENETIC TECHNOLOGICAL INNOVATIONS, LLC		94	12	11%	106
NORTH FLORIDA EVALUATION AND TREATMENT CENTER	2	99	5	5%	106
HEART OF FLORIDA REGIONAL MED CTR		35	71	67%	106
VIERA HOSPITAL			105	100%	105
SIGNATURE HEALTHCARE OF PORT CHARLOTTE		98	7	7%	105
ADVANCED EMURGENT CARE		28	77	73%	105
WHITE PLAINS HOSPITAL CENTER LAB		101	4	4%	105
MEDICAL CONSULTANTS OF FLORIDA DBA	1	90	14	13%	105
CAREMOUNT MEDICAL - PATHOLOGY		101	4	4%	105
ST PETERSBURG PEDIATRICS-SEMINOLE		92	13	12%	105
Belleair Healthcare Center		99	6	6%	105
HOSPICE OF MARTIN & ST LUCIE, INC		101	3	3%	104
PEDIATRIC CARE CENTER- JACKSONVILLE BEACH		75	29	28%	104
GRANDE, THE□	2	98	4	4%	104
VISTA MANOR		92	12	12%	104
EAST RIDGE RETIREMENT VILLAGE INC		104			104
PREDICTIVE LABORATORIES, INC	1	90	13	13%	104
MENORAH HOUSE		102	1	1%	103

COVID-19: testing by laboratory

Data through Apr 2, 2021 verified as of Apr 3, 2021 at 09:25 AM

Data in this report are provisional and subject to change.

The numbers in the table below represent the number of Florida and non-Florida residents for whom test results were received by the Department of Health. A person can be tested by more than one laboratory and can have both positive and negative results. **Therefore, the sum of the numbers in each column will be larger than the total number of people tested.**

Reporting lab	Inconclusive	Negative	Positive	Percent positive	Total
CAN COMMUNITY HEALTH		102	1	1%	103
ST MARK ASSISTED LIVING CENTER	1	90	12	12%	103
LENOX HILL HOSPITAL		95	8	8%	103
325TH MEDICAL GROUP		87	16	16%	103
Ocala Oaks Rehabilitation Center		97	6	6%	103
HENNEPIN HEALTHCARE LABORATORY		102			102
KEYSTYLE LIVING LLC	1	100	1	1%	102
SUNSHINE GARDENS		101	1	1%	102
G & R HEALTH MART PHARMACY		82	20	20%	102
LIFESTREAM BEHAVIORIAL CENTER		81	21	21%	102
MINUTECLINIC DIAGNOSTIC OF NORTH CARO		90	12	12%	102
GIBBENS FAMILY MEDICAL, LLC		82	19	19%	101
ASHRAF MEDICAL GROUP PLLC DBA PULSE MD		98	3	3%	101
ORLANDO LUTHERAN TOWERS ASSISTED LIVING		101			101
BAPTIST MEDICAL CENTER SOUTH		81	20	20%	101
MACADAMS HOME HEALTH AGENCY		100	1	1%	101
BROOKDALE VERO BEACH SOUTH AL		101			101
MINUTECLINIC DIAGNOSTIC OF SOUTH CAROLINA, LLC		85	16	16%	101
VILLAGE ON THE ISLE		96	5	5%	101
HARBORCHASE OF NAPLES		87	13	13%	100
Consulate Health Care of Port Charlotte		98	2	2%	100
EMERALD COAST CENTER		96	4	4%	100
CCS - BROWARD COUNTY JAIL		94	6	6%	100
PruittHealth Fleming Island		87	13	13%	100
DOUGLAS T JACOBSON STATE VETERANS HOME		100			100
GLOBAL CENTRAL LABS AT PPD	2	88	10	10%	100
MINUTECLINIC DIAGNOSTIC OF OHIO LLC		80	19	19%	99
QUALITY URGENT CARE AND WELLNESS		60	39	39%	99
LECONTE MEDICAL CENTER LAB		80	19	19%	99
MORTON PLANT HOSPITAL NURSING			99	100%	99
FEDERATION CCRC OPERATIONS CORP		99			99
Cross Landings Health and Rehabilitation		97	2	2%	99
CENTRAL FLORIDA HEALTH CARE		47	52	53%	99
SANIBEL INTERNAL MEDICINE, LLC		96	3	3%	99
NORTHEAST FLORIDA STATE HOSP-NURSING		98	1	1%	99
SEMINOLE COUNTY HEALTH DEPARTMENT		79	19	19%	98
PLAZA OF HALLANDALE BEACH		98			98
VALLEY MEDICAL CENTER		91	7	7%	98
FLORIDA COMMUNITY HEALTH CENTERS INC			98	100%	98
KORGENE LAB	1	28	69	70%	98
NORTH SHORE MEDICAL LABS	1	90	7	7%	98
LANDMARK, THE		48	50	51%	98
BLISS HEALTHCARE SERVICES	1	74	23	23%	98
URINEGOODHANDS LLC		96	2	2%	98
ARBOR TRAIL		77	20	21%	97
KALEIDA HEALTH CENTER FOR LABORATORY		91	6	6%	97
Consulate Health Care of Jacksonville		83	14	14%	97

COVID-19: testing by laboratory

Data through Apr 2, 2021 verified as of Apr 3, 2021 at 09:25 AM

Data in this report are provisional and subject to change.

The numbers in the table below represent the number of Florida and non-Florida residents for whom test results were received by the Department of Health. A person can be tested by more than one laboratory and can have both positive and negative results. **Therefore, the sum of the numbers in each column will be larger than the total number of people tested.**

Reporting lab	Inconclusive	Negative	Positive	Percent positive	Total
RIDGEWOOD DIAGNOSTIC LABORATORY		92	5	5%	97
HURLBURT FIELD CLINIC		39	58	60%	97
HEALTH CENTERS AT BRENTWOOD		96	1	1%	97
MIAMI BEACH COMMUNITY HEALTH CENTER		2	95	98%	97
FHMG- FLORIDA HOSPITAL MEDICAL GROUP		85	12	12%	97
BROOKDALE PALM COAST		97			97
MINNESOTA TWINS		92	5	5%	97
SUPERIOR RESIDENCES OF LECANTO		82	15	15%	97
VITAS HEALTHCARE CORP OF FLORIDA		96	1	1%	97
PEDIATRIC ASSOCIATES ORLANDO		82	14	15%	96
BAYSHORE MEMORY CARE		96			96
MARKET STREET VIERA		95	1	1%	96
MD NOW MEDICAL CENTERS INC		67	29	30%	96
PUTNAM COUNTY SHERIFFS OFFICE		89	7	7%	96
CARE CENTERS OF NASSAU, LLC - HENDRICKS RD		96			96
ADVENT HEALTH CENTRA CARE - EAST ORLANDO		65	30	32%	95
THE TERRACE OF KISSIMMEE		80	15	16%	95
DEVANSH LAB WERKS INC		79	16	17%	95
CROSS CITY REHABILITATION AND HEALTH CARE CENTER		72	23	24%	95
OAKS OF CLEARWATER, THE		92	3	3%	95
PEDIATRIC SERVICES AND BREATHING CENTER PA		72	23	24%	95
CONSULATE HEALTH CARE OF SARASOTA	1	93			94
ERIE COUNTY MEDICAL CTR CLINICAL LABS		90	4	4%	94
PORT CHARLOTTE REHABILITATION CENTER		81	13	14%	94
QPS, LLC		91	3	3%	94
DIAGNOSTIC SOLUTIONS		3	91	97%	94
ADVENT HEALTH CENTRA CARE - WATERMAN		79	15	16%	94
PENNSYLVANIA DEPT OF HEALTH		21	72	77%	93
PRESERVE AT PALM AIRE	3	90			93
BRIDGEVIEW CENTER LLC		81	12	13%	93
East Bay Rehabilitation Center		59	34	37%	93
STONY BROOK UNIVERSITY MEDICAL CENTER		78	14	15%	92
HAWTHORN HOUSE		78	14	15%	92
PATRICK AIR FORCE BASE		3	89	97%	92
PUBLIC SQUARE PHARMACY LLC		72	19	21%	91
AFTER HOURS PEDIATRICS			91	100%	91
DEBARY HEALTH AND REHABILITATION CENTER		88	3	3%	91
TOTAL CARE PLUS LLC			91	100%	91
CENTURY CENTER FOR REHABILITATION & HEALING		73	18	20%	91
AVERO DIAGNOSTICS		67	24	26%	91
BAHIA OAKS LODGE		85	6	7%	91
A COUNTRY PLACE ASSISTED LIVING FACILITY		89	2	2%	91
HERON CLUB AT PRESTANCIA		89	2	2%	91
NORTH CENTRAL BRONX HOSPITAL		88	3	3%	91
LABFIRST - DEPARTMENT OF PATHOLOGY		87	4	4%	91
MAGNOLIA DIAGNOSTIC		2	89	98%	91
NEW SMYRNA BEACH URGENT CARE			91	100%	91

COVID-19: testing by laboratory

Data through Apr 2, 2021 verified as of Apr 3, 2021 at 09:25 AM

Data in this report are provisional and subject to change.

The numbers in the table below represent the number of Florida and non-Florida residents for whom test results were received by the Department of Health. A person can be tested by more than one laboratory and can have both positive and negative results. **Therefore, the sum of the numbers in each column will be larger than the total number of people tested.**

Reporting lab	Inconclusive	Negative	Positive	Percent positive	Total
TREASURE COAST FORENSIC TREATMENT CTR		70	21	23%	91
JOHN KNOX VILLAGE OF FLORIDA ALF	1	86	4	4%	91
ARDEN COURTS OF SARASOTA		73	17	19%	90
KEYS MEDICAL GROUP			90	100%	90
HARBOR BEACH NURSING AND REHABILITATION CENTER		87	3	3%	90
AVOW HOSPICE INC		90			90
UNIVERSTIY CENTER MEDICAL LLC DBA	1	85	4	4%	90
LANDMARK HOSPITAL SOUTHWEST FLORIDA LLC		87	3	3%	90
Winter Garden Rehab and Nursing Facility		78	11	12%	89
NORTH FLORIDA SPINE AND WELLNESS		69	20	22%	89
FLORIDA DEPARTMENT OF HEALTH IN WALTON COUNTY		76	13	15%	89
Gabisa Medical LLC		89			89
EAST ALABAMA MEDICAL CENTER LABORATORY		77	12	13%	89
Lanier Rehab		64	25	28%	89
FREEDOM INN AT TARPON SPRINGS		82	7	8%	89
EVENTEST, LLC		87	2	2%	89
ATRIUM AT LIBERTY PARK□		85	4	4%	89
STUART LODGE LIVING LLC		66	23	26%	89
PALM BAY HOSPITAL			89	100%	89
CALADIUM PEDIATRICS		79	10	11%	89
WINDSOR OAKS		87	1	1%	88
Baldwin Pediatrx		77	11	13%	88
Winter Park Care and Rehab		87	1	1%	88
LAKE GIBSON VILLAGE, LLC		85	3	3%	88
GOVERNOR'S CREEK HEALTH & REHABILITATION		87	1	1%	88
UNIVERSITY OF NEW MEXICO HOSPITAL		87			87
PACIFIC ANALYTICS			87	100%	87
ROSECASTLE AT DELANEY CREEK		86	1	1%	87
CRESTVIEW URGENT CARE		16	71	82%	87
BRANDON HEALTH AND REHABILITATION CENTER	1	85	1	1%	87
LAFAYETTE NURSING AND REHABILITATION CENTER		85	2	2%	87
ORANGE COUNTY CORRECTIONS HEALTH SERVICES		68	19	22%	87
KINDRED AT HOME		78	9	10%	87
BAYLOR GENETICS		75	12	14%	87
CLYDE E LASSEN STATE VETERANS NURSING HOME		62	25	29%	87
GRAND VILLA OF DELAND		80	6	7%	86
CATHOLIC HEALTH SYSTEM DEPT LABORATORY		83	3	3%	86
DISCOVERY VILLAGE AT THE FORUM		86			86
GRAND OAKS OF JENSEN BEACH LLC□		85	1	1%	86
BARRY UNIVERSITY STUDENT HEALTH SERVICES		52	34	40%	86
AU HEALTH		70	16	19%	86
PENSACOLA DEVELOPMENTAL CENTER		67	19	22%	86
PRMG - EAST NAPLES	1	73	11	13%	85
MEDEXPRESS - BLOOMIN BRANDS		65	20	24%	85
WALGREENS #12673		82	3	4%	85
W. FRANK WELLS NURSING HOME		84	1	1%	85
MIAMI SHORES NURSING & REHAB		85			85

COVID-19: testing by laboratory

Data through Apr 2, 2021 verified as of Apr 3, 2021 at 09:25 AM

Data in this report are provisional and subject to change.

The numbers in the table below represent the number of Florida and non-Florida residents for whom test results were received by the Department of Health. A person can be tested by more than one laboratory and can have both positive and negative results. **Therefore, the sum of the numbers in each column will be larger than the total number of people tested.**

Reporting lab	Inconclusive	Negative	Positive	Percent positive	Total
BEACHES PEDIATRICS PA		80	5	6%	85
COOPER FAMILY MEDICAL PLLC		65	20	24%	85
PINES OF SARASOTA GARDEN		84			84
MD 365 MEDICAL CARE PLLC		84			84
HUNTINGTON HOSPITAL LABORATORY		81	3	4%	84
NITE LITE PEDIATRICS – JACKSONVILLE		76	8	10%	84
PARK OF THE PALMS INC		83	1	1%	84
LONG TERM CARE OF JAY, LLC		63	21	25%	84
ST JOHNS COUNTY DETENTION CENTER		84			84
ARBOR OAKS AT TYRONE	9	73	2	2%	84
MID FLORIDA PRIMARY CARE PA		69	14	17%	83
PORT CHARLOTTE HMA		73	10	12%	83
FLORIDA PEDIATRIC GROUP		31	52	63%	83
HUNTSVILLE HOSPITAL LABORATORY		58	25	30%	83
LABCORP EMPLOYER SERVICES		82	1	1%	83
SOUTH LAKE PEDIATRICS		75	8	10%	83
JERICOHO URGENT CARE		79	4	5%	83
ST VINCENT'S BIRMINGHAM		76	7	8%	83
BISHOP GRADY VILLAS		81	2	2%	83
PEDIATRIC SERVICES OF AMERICA INC		78	5	6%	83
EISENHOWER ARMY MEDICAL CENTER		76	7	8%	83
CANOPY ON BERRYHILL, THE		51	32	39%	83
BRILLIANCE ASSISTED LIVING		65	17	21%	82
LAKE HOWELL FAMILY MEDICINE ASSOCIATES		69	13	16%	82
Lexington Health and Rehabilitation Center		82			82
THE PAVILION FOR HEALTH CARE		72	10	12%	82
WE SCREEN LLC		80	2	2%	82
PANIRA HEALTHCARE CLINIC		2	80	98%	82
EXPRESS DOCS LLC			82	100%	82
LONGWOOD CARDIOLOGY			82	100%	82
LAB		29	53	65%	82
PLYMOUTH HOME FOR ADULTS, INC.	8	73	1	1%	82
PRIMECARE AT TWIN LAKES		2	80	98%	82
CHAMBREL AT ISLAND LAKE		78	3	4%	81
ACE BIOMEDICAL LABS LLC		68	13	16%	81
BIO-TECH CLINICAL LABORATORIES		41	40	49%	81
EMERALD COAST BEHAVIORAL HOSPITAL		75	6	7%	81
ECOLAB GROUP		45	35	44%	80
SUWANNEE COUNTY SHERIFF OFFICE		77	3	4%	80
MEDRITE URGENT CARE		67	13	16%	80
ALLIANCE PEDIATRICS		49	31	39%	80
CATHOLIC HEALTH SERVICES REGIONAL LAB		72	8	10%	80
CBS LABS OF TAMPA LLC		3	76	96%	79
BALMORAL TENANT SERVICES INC	1	43	35	44%	79
EDGEWATER AT WATERMAN VILLAGE		78	1	1%	79
SIGNATURE HEALTHCARE OF MIDDLEBURG		77	2	3%	79
VETERANS AFFAIRS MEDICAL CENTER - PALO ALTO		28	51	65%	79

COVID-19: testing by laboratory

Data through Apr 2, 2021 verified as of Apr 3, 2021 at 09:25 AM

Data in this report are provisional and subject to change.

The numbers in the table below represent the number of Florida and non-Florida residents for whom test results were received by the Department of Health. A person can be tested by more than one laboratory and can have both positive and negative results. **Therefore, the sum of the numbers in each column will be larger than the total number of people tested.**

Reporting lab	Inconclusive	Negative	Positive	Percent positive	Total
LAKE MORTON PLAZA☐		75	3	4%	78
Conway Lakes Health and Rehabilitation Center		78			78
CENTRAL BALDWIN IMMEDIATE CARE & FAMILY PRACTICE		60	18	23%	78
NEW MEXICO STATE PUBLIC HEALTH DIVISION		78			78
HEALTH FIRST - PALM BAY HOSPITAL		2	75	97%	77
LAB PLUS, LLC AT SAINT THOMAS WEST HOSPITAL		63	14	18%	77
BROWARD HEALTH MEDICAL CENTER CLINICAL LAB			77	100%	77
BLOCK NATION CHASE		64	13	17%	77
BAYCARE MEDICAL GROUP		71	6	8%	77
RARITAN BAY PERTH AMBOY		68	9	12%	77
TRUE NORTH HEALTH NAVIGATION LLC DBA DISPATCHHEALTH	1	60	16	21%	77
BOND CLINIC PA		45	32	42%	77
WEST VOLUSIA FAMILY AND SPORTS MEDICINE		75	2	3%	77
SIMED LABORATORY		61	16	21%	77
MISIR DRUGS LLC		64	13	17%	77
ORANGE CITY NURSING AND REHAB		75	2	3%	77
DYNAMIC MEDICAL USA			76	100%	76
WINDSOR REFLECTIONS		75	1	1%	76
MOBILE PHYSICIAN SERVICES INC		68	8	11%	76
GRACE MEDICAL HOME		61	15	20%	76
CLINICAL PATHOLOGY ASSOCIATES-SONIC REFERENCE LAB		76			76
TREASURE COAST PEDIATRICS PA		70	6	8%	76
HOLMES COUNTY HEALTH DEPARTMENT	1	62	13	17%	76
WALGREENS 9627		70	6	8%	76
S-H THIRTY-FIVE OPCO- PORT ST LUCIE, LLC	1	75			76
VILLAGES VA CBOC	2	68	6	8%	76
PROMEDICA LABORATORIES		21	55	72%	76
JACOBI MEDICAL CENTER		70	5	7%	75
ADVENTHEALTH EXPRESSCARE		45	30	40%	75
AESTHETIC SURGERY CENTER OF WINTER PARK, THE	3	67	5	7%	75
BROWARD HEALTH MEDICAL CENTER		3	72	96%	75
JENNIFER J CHIAVETTA-GRLSANTI DC		60	15	20%	75
FREEDOM SQUARE NURSING CENTER☐		67	8	11%	75
DELCARE PA		58	16	22%	74
INSTITUTE OF PATHOLOGY KINGS COUNTY		72	2	3%	74
SCOTT LAKE HEALTH AND REHABILITATION CENTER		71	3	4%	74
ROYAL CARE OF AVON PARK		71	3	4%	74
NOAH CLINICAL LABORATORY		63	11	15%	74
BROOKDALE OVIEDO		72	2	3%	74
DOH-WEST PALM BEACH BRANCH LABORATORY		3	71	96%	74
OAK MANOR NURSING HOME		70	4	5%	74
TALLAHASSEE VA OPC		71	3	4%	74
COLONY CARE CENTER		59	15	20%	74
TROPICANA MANUFACTURING COMPANY INC		67	6	8%	73
WATERCREST ST LUCIE WEST	1	69	3	4%	73
ASSOCIATED CLINICAL LABORATORIES		65	8	11%	73
ALTAMONTE PEDIATRIC ASSOCIATES		31	42	58%	73

COVID-19: testing by laboratory

Data through Apr 2, 2021 verified as of Apr 3, 2021 at 09:25 AM

Data in this report are provisional and subject to change.

The numbers in the table below represent the number of Florida and non-Florida residents for whom test results were received by the Department of Health. A person can be tested by more than one laboratory and can have both positive and negative results. **Therefore, the sum of the numbers in each column will be larger than the total number of people tested.**

Reporting lab	Inconclusive	Negative	Positive	Percent positive	Total
MICHAEL AKPEKE MD		64	9	12%	73
CONSULATE HEALTH CARE – LAKE MARY		72	1	1%	73
AR ANESTHESIA LLC		71	2	3%	73
PERSONAL PEDIATRICS		64	8	11%	72
LEVY COUNTY DEPARTMENT OF HEALTH		52	20	28%	72
WALGREENS 2941		69	3	4%	72
LAKE CITY VA MEDICAL CENTER			72	100%	72
DISCOVERY VILLAGE AT PALM BEACH GARDENS		71	1	1%	72
CRAIG BERGER MD PL D/B/A BAY AREA EYE INSTITUTE		72			72
HAVEN OF OUR LADY OF PEACE		72			72
Summit Medical Group, Pa DbA Citymd		64	7	10%	71
SOS MOBILE MEDICAL CARE LLC		60	11	15%	71
MD LABS		44	27	38%	71
STERLING HOUSE OF TALLAHASSEE	3	62	6	8%	71
NORTH FLORIDA PEDIATRICS		57	14	20%	71
AMMON LABS		61	10	14%	71
ADVANCED LAB		67	4	6%	71
STONY BROOK SOUTHAMPTON		69	2	3%	71
INN AT ASTON GARDENS AT PELICAN POINTE,THE		67	4	6%	71
SUNCOAST COMMUNITY HEALTH CENTERS PEDIATRICS		21	49	70%	70
PANCARE HEALTH - FREEPORT CLINIC SUITE B		61	9	13%	70
ADVENT HEALTH - LAKE MARY		60	10	14%	70
CL BRUMBACK PRIMARY CARE CLINICS		17	53	76%	70
HARMONY CLINIC		1	69	99%	70
GV NAPLES OPCO, LLC		69	1	1%	70
GRAND ST PAUL CVS		69	1	1%	70
Highlands Regional Hospital		63	7	10%	70
USF HEALTH MORSANI CENTER		5	65	93%	70
CENTRAL FLORIDA PEDIATRICS		38	32	46%	70
PANCARE HEALTH - MALONE CLINIC		63	7	10%	70
SUMMIT AT VENICE	2	63	5	7%	70
THOMAS INTERNAL MEDICINE		58	11	16%	69
INDIGO MANOR		22	47	68%	69
BioReference Laboratories, Inc		8	61	88%	69
HERITAGE HEALTHCARE AND REHABILITATION CENTER		69			69
CP/AIG PENSACOLA DEVELOPMENT LLC		66	3	4%	69
TITUSVILLE FAMILY PRACTICE		16	53	77%	69
FLORIDA MEDICAL CLINIC PA		48	21	30%	69
SANDALWOOD NURSING CENTER		64	5	7%	69
BOND CLINIC DR ELDEEB		35	34	49%	69
PARKSIDE INN	3	64	2	3%	69
SAN JOSE SENIOR CARE LLC	1	43	25	36%	69
LUTHERAN HAVEN ASSISTED LIVING		69			69
MEMORIAL MANOR		69			69
PLANTATION GENERAL HOSPITAL CLINICAL LAB		26	43	62%	69
NOMI HEALTH LAB SERVICES LLC		5	64	93%	69
AEL- MEMPHIS		17	51	75%	68

COVID-19: testing by laboratory

Data through Apr 2, 2021 verified as of Apr 3, 2021 at 09:25 AM

Data in this report are provisional and subject to change.

The numbers in the table below represent the number of Florida and non-Florida residents for whom test results were received by the Department of Health. A person can be tested by more than one laboratory and can have both positive and negative results. **Therefore, the sum of the numbers in each column will be larger than the total number of people tested.**

Reporting lab	Inconclusive	Negative	Positive	Percent positive	Total
SUNCOAST OPTIMAL WELLNESS		23	45	66%	68
GENPATH			68	100%	68
BIG BOCA SMILES LLC		66	2	3%	68
NORTH SHORE UNIVERSITY HOSPITAL LABORATORY		62	6	9%	68
AESTHETIC ENHANCEMENTS		68			68
BENTLEY CARE CENTER		68			68
ARTHREX MEDICAL CENTER		39	28	42%	67
INFINITY BIOLOGIX LLC OAKDALE		62	5	7%	67
EC OPCO PENSACOLA, LLC		66	1	1%	67
MEASE MANOR INC		63	4	6%	67
GOOD HEARTS COVID TESTING		24	43	64%	67
BOND AND STEELE CLINIC, PA		52	14	21%	66
CVS MINUTE CLINIC		1	65	98%	66
EMERGENCY PHYSICIANS MEDICAL CENTER LLC		48	18	27%	66
DEVELOPMENTAL DISABILITIES DEFENDANT PROGRAM		64	2	3%	66
MED EXPRESS		6	60	91%	66
Stratford Court of Palm Harbor		56	10	15%	66
AMERICAN FAMILY MEDICAL		53	13	20%	66
MEDEX MEDICAL EXPRESS OF PALATKA			66	100%	66
OKEECHOBEE URGENT CARE		17	49	74%	66
SOMERBY OF SANTA ROSA BEACH		57	9	14%	66
ADVENT HEALTH CENTRA CARE - WINTER GARDEN		19	46	71%	65
SUMMER VISTA ASSISTED LIVING		38	27	42%	65
WADSWORTH HEALTH CENTER		62	3	5%	65
OUT OF STATE		40	25	38%	65
NXGEN MDX		20	45	69%	65
SAMFORD UNIVERSITY HEALTH SERVICES		64	1	2%	65
ISLAND COAST PEDIATRICS		58	7	11%	65
CORAL GABLES HOSPITAL			65	100%	65
VETERANS AFFAIRS MEDICAL CENTER - GULF COAST		27	38	58%	65
BROOKDALE CENTRE POINTE	1	64			65
NORTH FLORIDA MEDICAL CENTER		58	6	9%	64
EAST RIDGE RETIREMENT VILLAGE		64			64
BREVARD HEALTH ALLIANCE INC		61	3	5%	64
INTERNAL MEDICINE ASSOCIATES PA		60	4	6%	64
TRINITY AL SENIOR HOUSING LLC		45	19	30%	64
VIERA HEALTH AND REHABILITATION CENTER		62	2	3%	64
GREENLEAF ALF		63	1	2%	64
MD NOW MEDICAL CENTERS, INC.		50	14	22%	64
JOSEPH L MORSE GERIATRIC CENTER	2	59	3	5%	64
HERNANDO COUNTY FIRE RESCUE DISTRICT		30	34	53%	64
SILVER LAKE PEDIATRICS PA		57	7	11%	64
NEMOURS CHILDRENS PRIMARY CARE OVIEDO		51	13	20%	64
TOWERS HOME CARE		60	4	6%	64
LINCOLN MEDICAL AND MENTAL HEALTH CENTER		61	3	5%	64
WILSON MEMORIAL REGIONAL MEDICAL CENTER		59	4	6%	63
DAVID POSNACK JEWISH DAY SCHOOL		63			63

COVID-19: testing by laboratory

Data through Apr 2, 2021 verified as of Apr 3, 2021 at 09:25 AM

Data in this report are provisional and subject to change.

The numbers in the table below represent the number of Florida and non-Florida residents for whom test results were received by the Department of Health. A person can be tested by more than one laboratory and can have both positive and negative results. **Therefore, the sum of the numbers in each column will be larger than the total number of people tested.**

Reporting lab	Inconclusive	Negative	Positive	Percent positive	Total
APC PEDIATRICS AT RYE ROAD MEDICAL PARK		63			63
THE GOOD SHEPARDS OF DELAND-WEST		62	1	2%	63
BARNETT PARK☐		2	61	97%	63
MEDI CLINIC SARASOTA INC		62	1	2%	63
BEEHIVE HOMES OF GULF BREEZE		47	16	25%	63
BRANDON COMMUNITY HEALTH CENTER		49	14	22%	63
FLORIDA HEALTH CARE		8	55	87%	63
LAKELAND REGIONAL HEALTH		38	24	39%	62
MINUTECLINIC DIAGNOSTIC OF NEW JERSEY		55	7	11%	62
OVERLOOK HOSPITAL LABORATORY		57	5	8%	62
BURRY’S PHARMACY INC		37	25	40%	62
TROY REGIONAL MEDICAL CENTER		51	11	18%	62
BRADFORD COUNTY HEALTH DEPARTMENT		61	1	2%	62
ADVENT HEALTH - PALM COAST		1	61	98%	62
TAMPA BAY CONCIERGE DOCTOR, LLC		60	2	3%	62
EAST HILL PHARMACY		43	19	31%	62
MENTAL HEALTH CARE INC		53	9	15%	62
EMERALD COAST HOSPICE		61	1	2%	62
ROCKLEDGE REGIONAL MEDICAL CENTER		30	32	52%	62
CINNAMON COVE ALF		61	1	2%	62
MICHAEL A VENAZIO MD		58	3	5%	61
PALM BAY URGENT CARE		28	33	54%	61
WASHINGTON REHABILITATION AND NURSING CENTER		51	10	16%	61
RITECARE MED CTR H			61	100%	61
ST FRANCIS HOSPITAL		52	8	13%	60
THE PRESERVE AT CLEARWATER		58	2	3%	60
TWIN CREEKS ASSISTED LIVING & MEMORY CARE		57	3	5%	60
LPG PRIMARY CARE AT SURFSIDE		53	7	12%	60
KESHAV RX LLC		49	11	18%	60
THE TRADITION OF THE PALM BEACHES		59	1	2%	60
SAFARI PEDIATRICS PA		59	1	2%	60
WAVE CREST HEALTH AND REHABILITATION CENTER		57	3	5%	60
81ST MEDICAL GROUP		28	32	53%	60
LPG CONVENIENT CARE AT PINE ISLAND ROAD		54	6	10%	60
SONORAN DESERT PATHOLOGY ASSOCIATES		3	57	95%	60
BAYFRONT MEDICAL		39	21	35%	60
CAMPBELL URGENT CARE			60	100%	60
INTERNAL LAB		50	9	15%	59
PROMEDICA SENIOR LIVING		56	3	5%	59
NICEVILLE URGENT CARE		14	45	76%	59
TBI RESIDENTIAL SERVICES, INC.		48	11	19%	59
UHEALTH AT FISHER ISLAND			59	100%	59
MINUTECLINIC DIAGNOSTIC OF KANSAS, PA		50	9	15%	59
MILLENIUM PHYSICIANS GROUP		1	58	98%	59
FERN PARK DEVELOPMENTAL CENTER		5	54	92%	59
SUMTER PEDIATRICS		54	5	8%	59
BIOTECH		52	7	12%	59

COVID-19: testing by laboratory

Data through Apr 2, 2021 verified as of Apr 3, 2021 at 09:25 AM

Data in this report are provisional and subject to change.

The numbers in the table below represent the number of Florida and non-Florida residents for whom test results were received by the Department of Health. A person can be tested by more than one laboratory and can have both positive and negative results. **Therefore, the sum of the numbers in each column will be larger than the total number of people tested.**

Reporting lab	Inconclusive	Negative	Positive	Percent positive	Total
PANCARE HEALTH - JACKSON COUNTY		48	11	19%	59
STEINHATCHEE FAMILY MEDICAL CENTER	1	50	8	14%	59
CHILDREN'S HOSPITAL OF ALABAMA		58	1	2%	59
Palms at Ponte Vedra Assisted Living and Memory Care		56	3	5%	59
CDR MAGUIRE INC	1	7	51	86%	59
BIG BEND CARES, INC		51	8	14%	59
CARDIOLOGY AND MEDICINE ASSOCIATES		43	16	27%	59
SONATA BOCA RATON		54	4	7%	58
GOLDEN POND COMMUNITIES		58			58
MEDLOGIC LABORATORIES		3	55	95%	58
KINDRED HOSPITAL CENTRAL TAMPA BLOOD GAS	1	52	5	9%	58
ST CLOUD PHYSICIAN MANAGEMENT LLC DBA ST CLOUD		28	30	52%	58
MICHIGAN DEPARTMENT OF HEALTH AND HUMAN SERVICES	1		57	98%	58
Terrace Health and Rehab		58			58
TUKA PEDIATRICS		7	51	88%	58
ERDOX		55	3	5%	58
Margate Health and Rehabilitation Center		56	2	3%	58
HORIZON ALF		57	1	2%	58
FLORIDA HEALTH CARE DELAND			58	100%	58
SHERMAN-ABRAMS LABORATORY INC		54	4	7%	58
BUECHELE DENTAL PA DBA CLERMONT FAMILY DENTISTRY		48	10	17%	58
DEPT OF VA MED CENTE-WEST PALM BEACH			57	100%	57
ALZHEIMERS CARE CENTER OF VIERA LTD		37	20	35%	57
KEY WEST MEDICAL CENTER	1	50	6	11%	57
ADVENT HEALTH - MOUNT DORA		10	47	82%	57
KAPG FLEMING ISLAND SENIOR HOUSING OPCO LLC	1	56			57
ERIC C MRSHAL, MD, PC #1842		54	3	5%	57
FINLAY CLINICAL LABORATORY		20	37	65%	57
THE CANOPY AT BERRYHILL		57			57
GENESIS DERMATOLOGY		53	4	7%	57
PALM RIVER COMMUNITY HEALTH CENTER		52	5	9%	57
ALEXANDER NININGER STATE VETERANS		57			57
MALCOM RANDALL DEPT OF VAMC			57	100%	57
CARE CENTERS OF NASSAU LLC MINER ROAD SOUTH		57			57
ASCENSION SACRED HEART BAY LABORATORY		54	3	5%	57
PATHOLOGY CONSULTANTS OF NEW MEXICO		56			56
MAJESTIC OAKS		53	3	5%	56
COOPER FAMILY MEDICAL, PLLC		46	10	18%	56
Gulfport Rehabilitation Center		53	3	5%	56
ROSECASTLE OF JACKSONVILLE LLC		55	1	2%	56
HIALEAH HOSPITAL RESPIRATORY DEPT			56	100%	56
MAUREEN OROURKE-FUTEY			56	100%	56
TIFFANY HALL NURSING AND REHAB		44	12	21%	56
PHYSICIANS PRIMARY CARE OF SOUTHWEST FLORIDA		39	17	30%	56
ATRIA PARK OF LAKE FOREST (WG HERITAGE LF LLC)		54	2	4%	56
MARQUIS LABS, LLC		55	1	2%	56
EAGLES WATCH CLUSTER		47	9	16%	56

COVID-19: testing by laboratory

Data through Apr 2, 2021 verified as of Apr 3, 2021 at 09:25 AM

Data in this report are provisional and subject to change.

The numbers in the table below represent the number of Florida and non-Florida residents for whom test results were received by the Department of Health. A person can be tested by more than one laboratory and can have both positive and negative results. **Therefore, the sum of the numbers in each column will be larger than the total number of people tested.**

Reporting lab	Inconclusive	Negative	Positive	Percent positive	Total
MEADOWCREST FAMILY PHYSICIANS PA	1	33	22	39%	56
GRAND AVENUE RX			56	100%	56
FAMILY HEALTH CENTER		41	15	27%	56
ALL AMERICAN URGENT CARE			56	100%	56
SANTA BARBARA CARE CENTER		38	18	32%	56
CVS NY4098030POCT NEW YORK		54	1	2%	55
KENDALL REGIONAL MEDICAL CENTER LAB	3		52	95%	55
PREMIER MEDICAL ASSOCIATES ALL FLORIDA LLC		54	1	2%	55
FAST PACE MEDICAL CLINIC, PLLC		48	7	13%	55
Salerno Bay Health & Rehabilitation Center		45	10	18%	55
SARATOGA HOSPITAL LABORATORY		50	5	9%	55
MINUTECLINIC DIAGNOSTIC OF HAWAII LLC		48	7	13%	55
WEST ISLIP URGENT CARE		50	5	9%	55
DOT DOC SARASOTA		50	5	9%	55
PALM BAY PEDIATRICS		36	19	35%	55
VPA PC LAB		48	7	13%	55
SONATA HUNTERS CREEK		47	8	15%	55
NITE LITE PEDIATRICS - PORT ST. LUCIE		46	9	16%	55
FAMILY EXTENDED CARE OF PUNTA GORDA		54			54
SPRING MANOR ASSISTED LIVING		54			54
APOLLOMDX LABS		32	22	41%	54
VALENCIA HOUSE ALF		52	2	4%	54
JUNIPER VILLAGE AT NAPLES		53	1	2%	54
CAMBRIDGE SECURITY SERVICES		51	3	6%	54
CLERMONT HEALTH AND REHAB		40	14	26%	54
ST. CLOUD MEDICAL GROUP		54			54
UNITED LABORATORY SERVICES CORPORATION		38	16	30%	54
CERTUS MTD OPCP LLC		52	2	4%	54
REHAB AND HEALTHCARE CENTER OF CAPE CORAL		54			54
FUTURE PEDIATRICS		51	3	6%	54
SARASOTA CO. HEALTH DEPT # 58		40	14	26%	54
MINUTECLINIC DIAGNOSTIC OF SOUTH CAROL		49	5	9%	54
CENTRA CARE – LAKE NONA		6	47	89%	53
BARNES HEALTHCARE OF FLORIDA LLC		49	4	8%	53
ST VINCENTS PRIMARY CARE		48	5	9%	53
GEORGE E WEEMS MEMORIAL HOSPITAL LAB		43	10	19%	53
S-H THIRTY FIVE OPCO - ORANGE CITY, LLC		43	10	19%	53
UNIVERSITY OF WEST FLORIDA, THE		52	1	2%	53
GENTIVA HEALTH SERVICES CERTIFIED INC		50	3	6%	53
SOMERSET			53	100%	53
ENCOMPASS HEALTH REHABILITATION HOSPITAL OF LARGO		50	3	6%	53
MISSION OAKS ASSISTED LIVING		51	2	4%	53
SIMEDHEALTH LLC		44	9	17%	53
QUOTIENT SCIENCES LABS LLC			53	100%	53
Osprey Point Nursing Center		51	2	4%	53
NORTH FLORIDA PEDIATRICS - JACKSONVILLE		48	5	9%	53
CALHOUN COUNTY HEALTH DEPT		25	27	52%	52

COVID-19: testing by laboratory

Data through Apr 2, 2021 verified as of Apr 3, 2021 at 09:25 AM

Data in this report are provisional and subject to change.

The numbers in the table below represent the number of Florida and non-Florida residents for whom test results were received by the Department of Health. A person can be tested by more than one laboratory and can have both positive and negative results. **Therefore, the sum of the numbers in each column will be larger than the total number of people tested.**

Reporting lab	Inconclusive	Negative	Positive	Percent positive	Total
PENNSYLVANIA DEPARTMENT OF HEALTH BUREAU OF LABORATORIES			52	100%	52
SNH BRFL TENANT LLC	2	50			52
MEDICAL PAVILION CLINIC		37	15	29%	52
ADVENT HEALTH		49	3	6%	52
LABCORP		16	36	69%	52
INTERNAL MEDICINE SPECIALIST		46	6	12%	52
SOUTHSIDE HOSPITAL NORTHWELL HEALTH LABORATORY		45	7	13%	52
ROCHESTER GENERAL HOSPITAL LABORATORY		48	4	8%	52
PHILLIPPE RIDGE		40	12	23%	52
Jupiter Medical Center Pavilion		51	1	2%	52
LITTLE NECK URGENT CARE		50	2	4%	52
NAPHCARE INC		46	5	10%	51
FELICIDAD MEDICAL CENTER		5	46	90%	51
SOUTH CAROLINA DEPT OF HEALTH AND ENVIRONMENT CONTROL		11	40	78%	51
AVANTE ST CLOUD		48	3	6%	51
WALGREENS #10373		49	2	4%	51
INN AT THE FOUNTAINS, THE		34	17	33%	51
LAKELAND REGIONAL HEALTH GATEWAY CENTER		28	23	45%	51
LPG PEDIATRICS AT PAGE FIELD		50	1	2%	51
BENTLEY VILLAGE II		42	9	18%	51
GULFVIEW MEDICAL INSTITUTE		51			51
CHILDRENS CLINIC		16	35	69%	51
BIOREFERENCE LABORATORIES INC		4	47	92%	51
MIAMI CLINICAL RESEARCH CORP		12	39	76%	51
ADVENT HEALTH EXPRESS CARE		5	46	90%	51
ORCHID COVE AT DAYTONA		45	5	10%	50
CARE ATC - ANDES			50	100%	50
BENTON HOUSE OF PORT ORANGE		44	6	12%	50
PORT ST. LUCIE - ZAXBY'S		50			50
BETHUNE-COOKMAN UNIVERSITY		32	18	36%	50
TRADITIONAL HOME HEALTH OF PALM BEACH INC		49	1	2%	50
ORTHOPAEDIC SURGERY CENTER		50			50
ADVENTHEALTH MEDICAL GROUP MULTISPECIALTY			50	100%	50
DOCTORS CENTER PA,THE		42	8	16%	50
HILA BECKERMAN MD LLC	1	45	4	8%	50
SOUTHEAST ALABAMA MEDICAL CENTER			50	100%	50
AMELIA ASSISTED LIVING FACILITY		50			50
MIRIMUS CLINICAL LABS	1	20	29	58%	50
DOH		23	26	53%	49
MULBERRY CARE CENTER		39	10	20%	49
HOME CARE PHARMACY		49			49
LONG ISLAND JEWISH MED CTR		46	3	6%	49
TGH URGENT CARE POWERED BY FAST TRACK			49	100%	49
ADVENTIST HEALTH SYSTEM FLORIDA		34	15	31%	49
ALLEGRO		47	2	4%	49
QHC UPSTATE MEDICAL PC		41	8	16%	49
SOFT CELL LABORATORIES		45	4	8%	49

COVID-19: testing by laboratory

Data through Apr 2, 2021 verified as of Apr 3, 2021 at 09:25 AM

Data in this report are provisional and subject to change.

The numbers in the table below represent the number of Florida and non-Florida residents for whom test results were received by the Department of Health. A person can be tested by more than one laboratory and can have both positive and negative results. **Therefore, the sum of the numbers in each column will be larger than the total number of people tested.**

Reporting lab	Inconclusive	Negative	Positive	Percent positive	Total
ST ANTHONYS PRIMARY CARE LLC/JACKSON STREET			49	100%	49
CORNERSTONE PEDIATRICS		37	12	24%	49
NORTHBROOK CENTER FOR☐		47	2	4%	49
RAINBOW PEDIATRICS PC LLC / BREAKFAST POINT		38	11	22%	49
PRACTICE MANAGEMENT OF AMERICA, INC.		7	42	86%	49
SOLARIS SENIOR LIVING NORTH NAPLES		48	1	2%	49
USF		1	48	98%	49
HEALTH FIRST - CAPE CANAVERAL HOSPITAL		1	48	98%	49
POPLAR HEALTHCARE PLLC	1	11	36	75%	48
PREMIER MEDICAL ASSOCIATES		46	2	4%	48
CAREMED INTERNAL MEDICINE		30	18	38%	48
NEW YORK PRESBYTERIAN - QUEENS DIAGNOSTIC		44	4	8%	48
LONG ISLAND UNIVERSITY - POST CAMPUS		48			48
S-H THIRTY FIVE OPCO - LUTZ, LLC		47	1	2%	48
BITTINGS APOTHECARY INC		42	6	13%	48
FHMG_CTR FOR SENIOR HEALTH		43	5	10%	48
SEWANEE MOLECULAR DIAGNOSTICS LABORATO		48			48
COURTYARD GARDENS OF JUPITER		48			48
BAPTIST URGENT CARE		44	4	8%	48
PREMIER COMMUNITY HEALTHCARE GROUP INC		46	2	4%	48
LEE COMMUNITY HEALTHCARE - LEHIGH		40	8	17%	48
NAPLES PEDIATRICS INC☐		43	5	10%	48
GUIDEWELL EMERGENCY MEDICINE DOCTORS LLC		22	26	54%	48
IMA MEDICAL CENTER		33	15	31%	48
THE TERRACE OF JACKSONVILLE		3	45	94%	48
BAY CENTER HURRICANE SHELTER		48			48
GRAND OAKS OF PALM CITY LLC☐	1	41	6	13%	48
INTERCOASTAL MEDICAL GROUP		2	46	96%	48
OCOEE PEDIATRICS		40	7	15%	47
NAVARRE GARDENS		41	6	13%	47
ADVENT HEALTH - LAKE WALES		35	12	26%	47
COMPLETE HOME CARE OF THE PALM BEACHES LLC		43	4	9%	47
Citymd Of Toms River		41	6	13%	47
CAPE REGIONAL MEDICAL CENTER		45	2	4%	47
MARIANNA HEALTH AND REHABILITATION CENTER		46	1	2%	47
Bon Secours Maria Manor		42	5	11%	47
INTERLAB		1	46	98%	47
ISLAND URGENT CARE PLLC		44	3	6%	47
MOBILE DOC FL, LLC		29	18	38%	47
MADISON COUNTY MEMORIAL HOSPITAL LABORATORY		15	32	68%	47
HERNANDO ENDOSCOPY AND SURGERY CENTER		36	11	23%	47
HARTFORD HEALTH SERVICES LLC		46			46
NIGHT LITE PEDIATRICS CENTER LLC		10	36	78%	46
LAKE CO EMPLOYEE HEALTH AND WELLNESS CENTER		42	4	9%	46
TRICORE REF LABS - UNIV OF NM		46			46
PINES NURSING HOME		44	2	4%	46
FAMILY EXTENDED CARE OF WINTER HAVEN		44	2	4%	46

COVID-19: testing by laboratory

Data through Apr 2, 2021 verified as of Apr 3, 2021 at 09:25 AM

Data in this report are provisional and subject to change.

The numbers in the table below represent the number of Florida and non-Florida residents for whom test results were received by the Department of Health. A person can be tested by more than one laboratory and can have both positive and negative results. **Therefore, the sum of the numbers in each column will be larger than the total number of people tested.**

Reporting lab	Inconclusive	Negative	Positive	Percent positive	Total
H LEE MOFFITT CANCER CENTER MICRO		46			46
WG EVERGREEN WOODS SH LLC		46			46
PATRICK MANOR INCORPORATED		46			46
KAPG ST AUGUSTINE SENIOR HOUSING OPCO LLC		37	9	20%	46
CARE 4 U MANAGEMENT, INC			46	100%	46
PREMIER PLACE HEALTHCARE AT THE GLENVIEW		46			46
ADVENT HEALTH MEDICAL GROUP OB GYN AT		40	6	13%	46
WINTER GARDEN REHAB AND NURSING CENTER		42	4	9%	46
EMED LABS, LLC	3	43			46
EAST MANATEE FAMILY	1	1	44	96%	46
POINTE AT NEW PORT PLACE,THE		46			46
CITYMD OF MANAHAWKIN		44	2	4%	46
COLLIER BLVD HMA PHYSICIAN MANAGEMENT LLC		46			46
NORTH FLORIDA / SOUTH GEORGIA VETERANS HEALTH SYSTEM		1	45	98%	46
Guardian Care Nursing and Rehabilitation Center		46			46
BD MEDICAL SYSTEMS		43	2	4%	45
LINCOLN DIAGNOSTIC LAB		43	2	4%	45
PREMIUM HEALTH SERVICES OF TAMPA BAY LLC		25	20	44%	45
ALLIANCE OF PHYSICIANS AGAINST COVID-19			45	100%	45
ADVENTHEALTH MEDICAL GROUP FAMILY MEDICINE		40	5	11%	45
NEXT MOLECULAR ANALYTICS		14	31	69%	45
GRAMERCY PARK URGENT CARE		43	2	4%	45
NEOGENOMICS LABORATORIES INC		45			45
MINUTECLINIC, LLC		39	6	13%	45
SOUTHPORT SQUARE HARBOUR HEALTH		45			45
SAN CARLOS PHARMACY		39	6	13%	45
VANDERBILT UNIVERSITY MEDICAL CENTER		40	5	11%	45
BRP SH OPCO LLC		45			45
COLLIER URGENT CARE CENTERS		44	1	2%	45
LARA HEALTH AND WELLNESS CENTER LLC		45			45
MILLENIA ADVANCED SCIENTIFIC LLC			45	100%	45
COASTAL LABORATORIES OF FLORIDA		40	5	11%	45
HOLY NAME HOSPITAL LABORATORY		43	2	4%	45
LUTHERAN HAVEN EXTENDED CONGREGATE CAR		45			45
REDI-MED WALK-IN FAMILY CARE			45	100%	45
STUART URGENT CARE			45	100%	45
VIP WALK IN CLINIC		23	22	49%	45
PANCARE HEALTH - BAY COUNTY - YOUNGSTOWN		40	5	11%	45
LIGHTHOUSE PEDIATRICS OF NAPLES		41	4	9%	45
CITY OF CAPE CORAL		35	10	22%	45
HIGHLANDS COUNTY FIRE RESCUE		45			45
Gulf Shore Care Center		39	5	11%	44
ST JOSEPHS HOSPITAL SOUTH HOSPITAL			44	100%	44
ASHTON PLACE	3	37	4	9%	44
OPTUMCARE SOUTH FLORIDA, LLC		37	7	16%	44
THE MERIDIAN AT BOCA RATON	1	43			44
TGH URGENT CARE - RIVERVIEW			44	100%	44

COVID-19: testing by laboratory

Data through Apr 2, 2021 verified as of Apr 3, 2021 at 09:25 AM

Data in this report are provisional and subject to change.

The numbers in the table below represent the number of Florida and non-Florida residents for whom test results were received by the Department of Health. A person can be tested by more than one laboratory and can have both positive and negative results. **Therefore, the sum of the numbers in each column will be larger than the total number of people tested.**

Reporting lab	Inconclusive	Negative	Positive	Percent positive	Total
LYSTER ACH FT RUCKER AL		41	3	7%	44
RADIOLOGY ASSOCIATES OF VENICE AND ENGLEWOOD		42	2	5%	44
COURTYARD GARDENS OF BOYNTON BEACH, LLC		41	3	7%	44
CAMP BOGGY CREEK		44			44
UNION MEDICAL CARE PLLC		43	1	2%	44
SUN CLINICAL LABORATORIES		43	1	2%	44
WALGREENS 3145		41	3	7%	44
ROYAL PALM SENIOR RESIDENCE		44			44
IMMEDIATE CARE PA		40	4	9%	44
ORLANDO CLINICAL RESEARCH CENTER		41	3	7%	44
FLORIDA HOSPITAL		28	16	36%	44
JFK MEDICAL CENTER NORTH LAB		1	43	98%	44
TRIPLE O MEDICAL SERVICES INC		41	3	7%	44
PEDIATRICS OF CENTRAL FLORIDA – SAINT CLOUD	2	40	2	5%	44
PRINCETON VILLAGE☐		40	4	9%	44
MORTON PLANT			44	100%	44
NEUPATH DIAGNOSTICS		36	8	18%	44
FIRST CHOICE URGENT CARE		12	31	72%	43
AVALON PARK RETIREMENT RESIDENCE		41	2	5%	43
LAKE SHERIFF		37	6	14%	43
LOURDES HOSPITAL INC		41	2	5%	43
EAST CENTRAL FLORIDA OUTPATIENT IMAGING		31	12	28%	43
DUVAL PHARMACY		32	11	26%	43
LAKE MARY KIDS CENTRA CARE		33	10	23%	43
CAREATC			43	100%	43
PINELLAS INTERNAL MEDICINE ASSOCIATES	1	39	3	7%	43
BRANCH MEDICAL CLINIC			43	100%	43
ADVANCE URGENT CARE CENTER, LLC		2	41	95%	43
CDR MAGUIRE - MIAMI BEACH CC MISSION 17388		2	41	95%	43
WOLFF CTR FOR CHILD & ADOLESCENT HEALTH PLLC,THE		26	17	40%	43
PLAINVIEW URGENT CARE		40	3	7%	43
CLINICAL LABORATORY		42			42
LONGLEAF DIAGNOSTIC LABORATORIES		13	29	69%	42
URGENT CARE & WELLNESS CENTER		10	32	76%	42
ST JUDE LABORATORIES		39	3	7%	42
University Hills health and Rehabilitation		32	10	24%	42
ATRIA WILLOW WOOD		40	2	5%	42
PACIFICA SENIOR LIVING OCALA		37	5	12%	42
MAIMONIDES-SHALOM ACADEMY, INC		41	1	2%	42
CVS MINUTE CLINIC DIAGNOSTIC OF NORTH CAROL		36	6	14%	42
SUNCOAST TECHNICAL COLLEGE SCHOOL OF HEALTH		42			42
Atlantic Shore Nursing and Rehab		42			42
LPG PULMONOLOGY-COCONUT POINT		36	6	14%	42
HEARTLAND SOUTH JACKSONVILLE OF JACKSONVILLE FL ,		42			42
KIVA AT CANTERBURY		25	17	40%	42
BENTON HOUSE OF ST. JOHNS		40	2	5%	42
WHITE-WILSON MEDICAL CENTER		30	11	27%	41

COVID-19: testing by laboratory

Data through Apr 2, 2021 verified as of Apr 3, 2021 at 09:25 AM

Data in this report are provisional and subject to change.

The numbers in the table below represent the number of Florida and non-Florida residents for whom test results were received by the Department of Health. A person can be tested by more than one laboratory and can have both positive and negative results. **Therefore, the sum of the numbers in each column will be larger than the total number of people tested.**

Reporting lab	Inconclusive	Negative	Positive	Percent positive	Total
UNIVERSITY OF ALABAMA		38	3	7%	41
BRONX LEBANON HOSPITAL-MEDICAL CENTER		37	4	10%	41
GREENSBORO PATHOLOGY LLC		32	9	22%	41
MINUTECLINIC DIAGNOSTIC OF NORTH CAROLINA		40	1	2%	41
CROSSROADS URGENT CARE		26	15	37%	41
NORTHWELL HEALTH PLAINVIEW HOSPITAL LABORATORY		32	9	22%	41
A & R RESEARCH GROUP		35	6	15%	41
MID-FLORIDA PATHOLOGY, LLC		33	8	20%	41
LPG PRIMARY CARE AT PINE ISLAND		35	6	15%	41
CITRUS COUNTY HEALTH DEPARTMENT		35	6	15%	41
1ST PRIORITY LAB SERVICES		35	6	15%	41
IMA MEDICAL GROUP POINCIANA		18	23	56%	41
FLORIDA HOSPITAL NEW SMYRNA		4	37	90%	41
PEDIATRICS OF CENTRAL FLORIDA KISSI		33	8	20%	41
EASTERN SHORE URGENT CARE		30	11	27%	41
STAT ONE URGENT CARE CENTER		2	39	95%	41
MINUTECLINIC DIAGNOSTIC OF LOUISIANA		37	3	8%	40
NORTH CAROLINA DEPARTMENT OF HEALTH & HUMAN SERVICES	1		39	98%	40
CLINICAL PATHOLOGY LABORATORIES, INC		40			40
STETSON UNIVERSITY STUDENT HEALTH CENTER		3	37	93%	40
CITY OF OCALA EMPLOYEE HEALTH AND WELLNESS CENTER		34	6	15%	40
CAPITAL REGIONAL MEDICAL CENTER		2	38	95%	40
SUNSHINE ASSISTED LIVING		40			40
NORTH FLORIDA PHARMACY		38	2	5%	40
ROADS PEDIATRICS,LLC		38	2	5%	40
PROFESSIONAL PEDIATRICS		38	2	5%	40
M&V SAN JOSE MEDICAL CENTER			40	100%	40
ADVENT HEALTH CENTRA CARE - LAKE LAND		30	10	25%	40
PRIDE DIAGNOSTICS		24	16	40%	40
PREMISE HEALTH MIA		1	38	97%	39
ARCPOINT LABS OF WEST PALM BEACH		4	35	90%	39
MAKO MEDICAL		21	18	46%	39
CORRECTIONAL MEDICAL GROUP		27	12	31%	39
GENEXPERT			39	100%	39
SOMA MEDICAL CENTER PA #3		5	34	87%	39
JUNIPER VILLAGE AT CAPE CORAL		34	5	13%	39
THE MEDICAL GROUP OF SOUTH FLORIDA INC		34	5	13%	39
BIOFIRE		7	32	82%	39
ST JOSEPHS CHILDRENS OUTREACH			39	100%	39
CEDAR CREEK AT KINGS BAY INC		39			39
ADULT MEDICINE OF LAKE COUNTY INC			39	100%	39
LAKE INTERNAL MEDICINE ASSOCIATES PA		32	7	18%	39
WG BAYPOINT VILLAGE SH LLC		38	1	3%	39
BOND CLINIC, PA		9	30	77%	39
BAY COUNTY JAIL ANNEX		34	5	13%	39
MEDEX MEDICAL EXPRESS OF PALATKA LLC			39	100%	39
MAIN STREET MEDICAL CENTER OF CRESTVIEW PA		20	19	49%	39

COVID-19: testing by laboratory

Data through Apr 2, 2021 verified as of Apr 3, 2021 at 09:25 AM

Data in this report are provisional and subject to change.

The numbers in the table below represent the number of Florida and non-Florida residents for whom test results were received by the Department of Health. A person can be tested by more than one laboratory and can have both positive and negative results. **Therefore, the sum of the numbers in each column will be larger than the total number of people tested.**

Reporting lab	Inconclusive	Negative	Positive	Percent positive	Total
MINUTECLINIC DIAGNOSTIC MEDICAL GROUP		36	3	8%	39
CLINICAL RESEARCH SEQUENCING PLATFORM		8	31	79%	39
BROOKDALE BRANDON	1	38			39
GUYAN VALLEY WELLNESS CENTER		32	7	18%	39
BAYSHORE PATHOLOGY CONSULTANTS PA		37	2	5%	39
Life Care Center of Citrus County		37	1	3%	38
MOLECULAR DIAGNOSTICS		5	33	87%	38
HOMEWOOD RESIDENCE AT FREEDOM PLAZA		37	1	3%	38
CCRC @ SUNFLOWER LLC		35	3	8%	38
AUTUMN OF SARASOTA		12	26	68%	38
NIGHT LITE PEDIATRIC CENTER		10	28	74%	38
ISLAMORADA VILLAGE OF ISLANDS FIRE RESCUE		36	2	5%	38
STEWART MEDICAL GROUP, INC		21	17	45%	38
URGENT CARE USA LLC		2	36	95%	38
JOHN D ARCHBOLD MEMORIAL HOSPITAL		37	1	3%	38
ORLANDO HEALTH PRIMARY CARE PEDIATRICS		37	1	3%	38
EC OPCO TIMBERLIN PARC LLC		38			38
ATRIA SAN PABLO		36	2	5%	38
EVIVIA		36	2	5%	38
ANDALUSIA HEALTH		21	17	45%	38
FLORIDA DEPARMENT OF HEALTH CLAY COUNTY		25	13	34%	38
TANVIR H SHAGAR NP		32	6	16%	38
PALM POINT BEHAVIORAL HEALTH		38			38
MULBERRY'S MOBILE PROVIDER SERVICES LLC□		23	15	39%	38
INNOVATION CLINICAL TRIALS, INC			37	100%	37
THE COLLIER AT NAPLES		36	1	3%	37
VETERANS AFFAIRS MEDICAL CENTER - NEW YORK HARBOR		36	1	3%	37
LAKE COUNTY SCHOOLS EMPLOYEE HEALTH CENTER		26	11	30%	37
HOLZER HEALTH CENTER		5	32	86%	37
ONE MILO		37			37
BELVEDERE COMMONS OF SUN CITY CENTER□		37			37
PONCE THERAPY CARE CENTER		34	3	8%	37
ALAN A SMITH MD LLC		34	3	8%	37
ST AUGUSTINE PEDIATRIC ASSOC		33	4	11%	37
HR SARASOTA OPERATOR LLC		25	12	32%	37
FAMILY AND INTERNAL MEDICINE AT AVALON PARK		33	4	11%	37
BASSETTI MEDICAL RESEARCH INC		29	8	22%	37
FAMILY EXTENDED CARE OF SEBRING INC		35	2	5%	37
CONNECTICUT DEPARTMENT OF HEALTH		22	15	41%	37
MINUTECLINIC DIAGNOSTIC OF RHODE ISLAND, LLC #1544		36	1	3%	37
TAYLORVILLE FAMILY MEDICINE		30	7	19%	37
CAREHERE LAKE SCHOOLS EMPLOYEE HEALTH CENTER		26	11	30%	37
GRAND VILLA OF DEL RAY WEST		34	3	8%	37
ACCURATE DIAGNOSTIC LAB		35	2	5%	37
SIDDH INC DBA SAN CARLOS PHARMACY		34	3	8%	37
LEE MEMORIAL HEALTH SYSTEM D/B/A LEE COMMUNITY		34	3	8%	37
BROOKDALE CANOPY OAKS		5	32	86%	37

COVID-19: testing by laboratory

Data through Apr 2, 2021 verified as of Apr 3, 2021 at 09:25 AM

Data in this report are provisional and subject to change.

The numbers in the table below represent the number of Florida and non-Florida residents for whom test results were received by the Department of Health. A person can be tested by more than one laboratory and can have both positive and negative results. **Therefore, the sum of the numbers in each column will be larger than the total number of people tested.**

Reporting lab	Inconclusive	Negative	Positive	Percent positive	Total
ORLANDO ORTHOPAEDIC OUTPATIENT SURGERY CENTER		31	6	16%	37
BULLS HEAD URGENT CARE		35	2	5%	37
D W MCMILLAN MEMORIAL HOSPITAL		26	11	30%	37
CONCENTRA - FT LAUDERDALE - COMMERCIAL BLVD		37			37
PATHOGENIUS LABORATORIES		30	7	19%	37
MEDCOMP SCIENCES			36	100%	36
Kensington Gardens		36			36
ALWAYS BEST CARE SENIOR SERVICES		33	3	8%	36
PECONIC BAY MEDICAL CENTER LABORATORY		27	9	25%	36
LPG CONVENIENT CARE AT METRO		33	3	8%	36
CLEARWATER PAIN MANAGEMENT ASSOCIATES		34	2	6%	36
THE PALMS PHARMACY, INC		33	3	8%	36
GOLFCREST HEALTHCARE CENTER		36			36
BVL/LITTLE ANGEL PEDIATRICS		36			36
CENTRAL FLORIDA HEALTH CARE INC WAUCHULA SITE 2		29	7	19%	36
Rehabilitation Center of the Palm Beaches		36			36
DCH REGIONAL MEDICAL CENTER LABORATORY		35	1	3%	36
MINUTE CLINIC DIAGNOSTIC OF VIRGINIA, LLC		36			36
WALGREENS #04809		30	6	17%	36
WASHINGTON COUNTY HEALTH DEPARTMENT		24	12	33%	36
PATHGROUP		9	27	75%	36
HARMONY HEALTH OPCO, LLC		15	21	58%	36
WINDSOR WOODS REHAB & HEALTHCARE CTR		35	1	3%	36
RIVERHEAD URGENT CARE		34	1	3%	35
University Hospital		30	5	14%	35
IRL		4	31	89%	35
VIKOR SCIENTITIC		5	30	86%	35
PHYSICIAN ASSOCIATES LLC		26	9	26%	35
UNION MEDICAL CARE		35			35
MAINSTREET FAMILY URGENT CARE		1	34	97%	35
WALGREENS COVID-19		27	8	23%	35
ALABAMA CLINICS		19	16	46%	35
ISLAND LAKE CENTER		14	21	60%	35
BENTON HOUSE OF CLERMONT		35			35
SOUTHCOR LABORATORY		4	31	89%	35
PARKSIDE HEALTH AND REHABILITATION CENTER			35	100%	35
CARE HERE		12	23	66%	35
BOCA TOXICOLOGY LLC		33	2	6%	35
P23 LABS		35			35
ADVENT HEALTH - FISH MEMORIAL		2	33	94%	35
GRAND VILLA OF ALTAMONTE SPRINGS		28	7	20%	35
RESIDENTIAL PLAZA AT BLUE LAGOON INC		32	3	9%	35
MINUTECLINIC DIAGNOSTIC OF MICHIGAN		32	3	9%	35
NEUROINTERNATIONAL SARASOTA		32	3	9%	35
ST. MARYS MEDICAL CENTER		1	34	97%	35
POARCH BANC CREEK INDIANS TRIBAL HEALTH DEPARTMENT			35	100%	35
HOLLISMED LLC		33	2	6%	35

COVID-19: testing by laboratory

Data through Apr 2, 2021 verified as of Apr 3, 2021 at 09:25 AM

Data in this report are provisional and subject to change.

The numbers in the table below represent the number of Florida and non-Florida residents for whom test results were received by the Department of Health. A person can be tested by more than one laboratory and can have both positive and negative results. **Therefore, the sum of the numbers in each column will be larger than the total number of people tested.**

Reporting lab	Inconclusive	Negative	Positive	Percent positive	Total
COLLIER HMA PHYSICIAN MANAGEMENT LLC		27	8	23%	35
NCHD		21	14	40%	35
WUESTHOFF MEMORIAL HOSPITAL			35	100%	35
HARBORCHASE OF WELLINGTON CROSSING		33	2	6%	35
ST LUCIE COUNTY JAIL		26	9	26%	35
FHMG-FLORIDA HOSPITAL MEDICAL GROUP		25	10	29%	35
Grand Villa of Clearwater		32	2	6%	34
TUSCAN GARDENS OF DELRAY BEACH MANAGEMENT COMPANY,		34			34
PORT SAINT JOHN FAMILY PRACTICE		21	13	38%	34
GRAND VILLA OF ST. PETERSBURG		32	2	6%	34
DAVENPORT PEDIATRICS CLERMONT PA		30	4	12%	34
TRADITIONAL HOME CARE INC		33	1	3%	34
THORNBURG PEDIATRICS		32	2	6%	34
REDI-MED WALK IN FAMILY CLINIC			34	100%	34
WALK IN MEDICAL URGENT CARE		34			34
JACKSON HEALTH SYSTEM		2	32	94%	34
SOUTHEASTERN OUTPATIENT SURGERY CENTER		31	3	9%	34
GULFSIDE HOSPICE INC		31	3	9%	34
SOUTHWEST LABS		34			34
FLAGLER HOSPITAL INC	2		32	94%	34
LEE MEMORIAL HEALTH SYSTEM		30	4	12%	34
PARAMOUNT WALK-IN CLINIC		1	33	97%	34
FLORIDA PRESBYTERIAN HOMES INC		33	1	3%	34
BAY STREET PHARMACY☐		32	2	6%	34
LONG TERM CARE OF GULF BREEZE LLC		30	4	12%	34
EP MEDICAL EQUIPMENT PHARMACY		30	4	12%	34
GROWING TOGETHER PEDIATRICS, LLC		30	4	12%	34
THE SPRINGS OF PARC HILL		33	1	3%	34
ROCKLAND URGENT CARE FAMILY HEALTH NP		33	1	3%	34
Heritage Park Care and Rehabilitation		34			34
COMMUNITY MEDICAL CARE CENTER INC			34	100%	34
MIDDLETOWN MEDICAL P C		24	10	29%	34
FLORIDA PEDIATRIC GROUP PA		28	6	18%	34
ENCOMPASS HEALTH REHABILITATION HOSPITAL OF SARASOTA		34			34
AYERS NURSING AND REHABILITATION CENTER		34			34
RASHDA ALBIBI M.D. P.A.		31	3	9%	34
MINUTE CLINIC LLC #2216		32	2	6%	34
CITRUS CARE CLINIC			34	100%	34
WELLMED AT NEW TAMPA		24	10	29%	34
BOND CLINIC		3	30	91%	33
SUNSHINE PEDIATRICS OF CENTRAL FLORIDA PL		30	3	9%	33
VETERANS HOME		1	32	97%	33
TRINITY URGENT CARE		27	6	18%	33
EVERLYWELL		19	14	42%	33
VETERAN AFFAIRS MEDICAL CENTER - JAMES J PETERS		30	3	9%	33
METRO KNOXVILLE HMA		25	8	24%	33
AMMON ANALYTICAL LABORATORIES		29	4	12%	33

COVID-19: testing by laboratory

Data through Apr 2, 2021 verified as of Apr 3, 2021 at 09:25 AM

Data in this report are provisional and subject to change.

The numbers in the table below represent the number of Florida and non-Florida residents for whom test results were received by the Department of Health. A person can be tested by more than one laboratory and can have both positive and negative results. **Therefore, the sum of the numbers in each column will be larger than the total number of people tested.**

Reporting lab	Inconclusive	Negative	Positive	Percent positive	Total
Consulate Health Care of Orange Park		27	6	18%	33
PHOSPHORUS DIAGNOSTICS		27	6	18%	33
NIGHT LITE PEDIATRICS URGENT CARE CENTER			33	100%	33
FORT CAROLINE GARDENS, INC		31	2	6%	33
WESTWOOD NURSING AND REHABILITATION		28	5	15%	33
JAMAICA HOSPITAL MEDICAL CENTER		29	4	12%	33
AHSE ROP		32	1	3%	33
AMBRY GENETICS CORPORATION	23	10			33
ARTHREX MEDICAL CENTER EAST		25	8	24%	33
GREENRIDGE GROUP HOME	3	11	19	58%	33
VILLA COURT LLC		33			33
FLORIDA DEPARTMENT OF HEALTH IN MONROE COUNTY		27	6	18%	33
CORAL HOUSE ASSISTED LIVING COMMUNITY LLC		33			33
SANFORD MOBILE LAB PGA TOUR		32	1	3%	33
WOMENS CARE FLORIDA LABORATORY		25	7	22%	32
WESTMINSTER ST AUGUSTINE		32			32
PULSE & REMEDY LLC		17	15	47%	32
ENCOMPASS HEALTH REHABILITATION HOSPITAL		32			32
ADVANCED URGENT CARE		12	20	63%	32
GRAND VILLA OF NEW PORT RICHEY		25	7	22%	32
MADISON POINTE CARE CENTER		32			32
PASSPORT HEALTH ORLANDO		32			32
UNIVERSITY MEDICAL CTR OF PRINCETON AT		30	2	6%	32
IPSUM DIAGNOSTICS		3	29	91%	32
CRESTVIEW IMMEDIATE CARE LL		8	24	75%	32
STATEN ISLAND UNIVERSITY HOSPITAL-POUCH		31	1	3%	32
Heartland Health Care Center North Sarasota		18	14	44%	32
ADVENTHEALTH MEDICAL GROUP FAMILY & INTERNAL		13	19	59%	32
LONG BEACH URGENT CARE		32			32
OPIS COQUINA CENTER		32			32
COLORADO DEPARTMENT OF HEALTH LABORATORY SERVICES DIVISION			32	100%	32
WARDE MEDICAL LABORATORY		24	8	25%	32
A AND R RESEARCH GROUP LLC		28	4	13%	32
PM PEDIATRICS		30	1	3%	31
UR CARE FAMILY AND SPORTS MEDICINE			31	100%	31
HEALTH FIRST - VIERA HOSPITAL		1	30	97%	31
LabCorp L#09258130 M#09258125		12	19	61%	31
ADVENTHEALTH MEDICAL GROUP FAMILY MEDICINE AT RDV		31			31
ENT AND ALLERGY ASSOCIATES OF FLORIDA LLC		30	1	3%	31
JUPITER MEDICAL CENTER PHYSICIANS GROUP, INC		28	3	10%	31
REGENCY PARK ASSISTED LIVING FACILITY		29	2	6%	31
DISCOVERY COMMONS AT BRADENTON		31			31
MINUTE CLINIC, LLC DBA MINUTECLINIC #4505		28	3	10%	31
OAKMONTE VILLAGE		30	1	3%	31
NAPHCARE, INC.		21	10	32%	31
UNIPATH		24	7	23%	31
ATLAN		26	5	16%	31

COVID-19: testing by laboratory

Data through Apr 2, 2021 verified as of Apr 3, 2021 at 09:25 AM

Data in this report are provisional and subject to change.

The numbers in the table below represent the number of Florida and non-Florida residents for whom test results were received by the Department of Health. A person can be tested by more than one laboratory and can have both positive and negative results. **Therefore, the sum of the numbers in each column will be larger than the total number of people tested.**

Reporting lab	Inconclusive	Negative	Positive	Percent positive	Total
MICHAEL J D'AMBROSE MD PA		29	2	6%	31
AMERICAN ESOTERIC LABORATORIES		15	16	52%	31
EASYCARE WALK-IN CLINIC	1	11	19	61%	31
CARILLON SPORTS AND FAMILY MEDICINE		23	8	26%	31
PREMIER URGENT CARE CENTER LLC			31	100%	31
WALGREEN		21	10	32%	31
COLLIER ANESTHESIA PAIN LLC		31			31
UNIVERSITY BEHAVIORAL CENTER		30			30
MARYLAND DEPARTMENT OF HEALTH			30	100%	30
MARTHA'S HOUSE & ASSISTED LIVING FACILITY		30			30
HERITAGE WATERSIDE		27	3	10%	30
THE TERRACE AT IVY ACRES ALF		11	19	63%	30
FORT VALLEY STATE UNIVERSITY		29	1	3%	30
PERDIDO URGENT CARE		1	29	97%	30
AMEERAH LABS			30	100%	30
MINUTE CLINIC DIAGNOSTIC OF VIRGINIA		23	7	23%	30
LAKE MARY - STIRLING CENTER SUITE 202			30	100%	30
OAK HARBOR ASSISTED LIVING FACILITY		27	3	10%	30
ADVENT HEALTH - FOUR CORNERS ER		21	9	30%	30
STUART REHABILITATION AND HEALTHCARE		14	16	53%	30
ADVENT HEALTH PRIMARY CARE PLUS, WINTER GARDEN		26	4	13%	30
COUNTY OF LOS ANGELES			30	100%	30
NURSES HELPING HANDS INC ALF		30			30
CHIPOLA MEDICAL ASSOCIATES		10	20	67%	30
MINUTE CLINIC DIAGNOSTIC OF SC, LLC #75		29	1	3%	30
SANITAS		4	26	87%	30
MAGNOLIA DIAGNOSTICS, LLC		3	27	90%	30
CLINCLOUD, LLC			30	100%	30
MINUTECLINIC, LLC, DBA MINUTECLINIC #5		27	3	10%	30
GRAND VILLA OF ENGLEWOOD		25	5	17%	30
CENTER ONE SURGERY CENTER		24	6	20%	30
SMS DO PA		26	4	13%	30
COLORADO DEPARTMENT OF PUBLIC HEALTH AND ENVIRONMENT			30	100%	30
ACCESS 365 URGENT CARE		9	21	70%	30
WEINBERG VILLAGE		29	1	3%	30
Wiregrass Rehabilitation Center and Nursing Home		28	2	7%	30
BOCA BIOLISTIC REFERENCE LAB			30	100%	30
FLORIDA ENDOSCOPY & SURGERY CTR LLC		30			30
CIGNA PBSO WEST PALM			30	100%	30
Okeechobee Health Care Facility		16	14	47%	30
PANCARE HEALTH - BONIFAY K-8			29	100%	29
FLORIDA MEDICAL CLINIC - MULTI SPECIALTY CAMPUS		9	20	69%	29
MIGUEL E TREVINO MD PA		25	4	14%	29
UNIV OF ROCHESTER-STRONG MEMORIAL HOSP		28	1	3%	29
PRO HEALTH HARMONY		29			29
ROBERT H JENKINS JR VETERANS' DOMICILIARY HOME OF		26	3	10%	29
REOPEN DIAGNOSTICS			29	100%	29

COVID-19: testing by laboratory

Data through Apr 2, 2021 verified as of Apr 3, 2021 at 09:25 AM

Data in this report are provisional and subject to change.

The numbers in the table below represent the number of Florida and non-Florida residents for whom test results were received by the Department of Health. A person can be tested by more than one laboratory and can have both positive and negative results. **Therefore, the sum of the numbers in each column will be larger than the total number of people tested.**

Reporting lab	Inconclusive	Negative	Positive	Percent positive	Total
DUVAL COUNTY HEALTH DEPARTMENT		29			29
INTERIM HEALTHCARE OF NORTHWEST FLORIDA INC		27	2	7%	29
BAPTIST PRIMARY BLACK CREEK SOUTH			29	100%	29
MEDEXPRESS URGENT CARE WEST TAMPA			29	100%	29
FAST PACE MEDICAL CLINIC		26	3	10%	29
NORTH PINELLAS CHILDRENS MEDICAL CENTER			29	100%	29
CDC		17	12	41%	29
CARDIOLOGY AND MEDICINE ASSOCIATES INC		28	1	3%	29
STEWART MELBOURNE HOSPITAL			29	100%	29
STEINHATCHEE DRUGS		23	6	21%	29
DAVID LAWRENCE CENTER		25	4	14%	29
CHILDREN'S MEDICAL CENTER			29	100%	29
PALM GARDEN OF JACKSONVILLE		27	2	7%	29
CERON PEDIATRICS & INTEGRATIVE MEDICIN		29			29
UNIVERSITY OF ILLINOIS VETERINARY DIAG	1	27	1	3%	29
LABORATORY ALLIANCE OF CENTRAL NEW YORK		28	1	3%	29
SUNTREE INTERNAL MEDICINE		29			29
P4CLINICAL	3	2	24	83%	29
COMPREHENSIVE CHILDCARE		23	6	21%	29
Grand Villa of Deerfield Beach		27	2	7%	29
CAPE CORAL HOSPITAL ABG LABORATORY		16	13	45%	29
RENAISSANCE SENIOR LIVING	1	28			29
ENCOMPASS HEALTH REHABILITATION HOSPITAL OF PANAMA CITY		24	5	17%	29
STATCARE URGENT & WALK IN MEDICAL CARE		26	3	10%	29
RESIDENCE AT BAY VUE		27	2	7%	29
UCLA HEALTHCARE CLINICAL LABS		23	6	21%	29
WEISS PEDIATRIC CARE LLC		16	13	45%	29
HUNTINGTON STATION URGENT CARE		28	1	3%	29
FAMILY CARE PARTNERS URGENT CARE LLC		23	6	21%	29
ST PETER'S BENDER LABORATORY		28	1	3%	29
NEMOURS CHILDRENS CLINIC		22	7	24%	29
PALMS, THE		29			29
MARION PEDIATRICS PA		21	7	25%	28
SYNIVERSE WELLNESS CENTER		24	4	14%	28
THE LODGE AND REHABILITATION CENTER		13	15	54%	28
ORLANDO FAMILY MEDICINE		13	15	54%	28
ACTIVE SENIOR LIVING		26	2	7%	28
WILLAMETTE VALLEY TOXICOLOGY LLC		26	2	7%	28
EDEN AT CRESTVIEW		12	16	57%	28
URGENT CARE CENTER			28	100%	28
PORT ST LUCIE HOSPITAL		25	3	11%	28
ASTORIA HEALTH AND REHABILITATION CENTER		27	1	4%	28
MINUTECLINIC DIAGNOSTIC OF RHODE ISLAND, LLC #212		28			28
KEY PRIMARY CARE			28	100%	28
BROOKDALE PHILLIPPI CREEK			28	100%	28
Casa Mora Rehabilitation & Extended Care		28			28
SOUTH FLORIDA BAPTIST HOSPITAL			28	100%	28

COVID-19: testing by laboratory

Data through Apr 2, 2021 verified as of Apr 3, 2021 at 09:25 AM

Data in this report are provisional and subject to change.

The numbers in the table below represent the number of Florida and non-Florida residents for whom test results were received by the Department of Health. A person can be tested by more than one laboratory and can have both positive and negative results. **Therefore, the sum of the numbers in each column will be larger than the total number of people tested.**

Reporting lab	Inconclusive	Negative	Positive	Percent positive	Total
ORANGE PEDIATRICS			28	100%	28
DOCTOR TODAY TLC LLC			28	100%	28
GRAND LIVING AT LAKEWOOD RANCH		27	1	4%	28
Cleveland Clinic Laboratories		4	24	86%	28
BOCA SIMON LAB		1	27	96%	28
LAKELAND NURSING AND REHABILITATION CENTER			28	100%	28
JOSEF SCHENKER MD PC DBA CENTERS URGENT		26	2	7%	28
LAKE PLACID HEALTH AND REHABILITATION		1	27	96%	28
FAMILY CARE PARTNERS		18	10	36%	28
AHMG SURGICAL SPECIALIST		28			28
NATIONAL MENTOR HEALTHCARE LLC			28	100%	28
MINUTECLINIC, LLC #4230		23	4	15%	27
ATRIA LADY LAKE		27			27
SUNCOAST LABS			27	100%	27
THE COMMONWEALTH OF MASSACHUSETTS		1	26	96%	27
BROOKWOOD BAPTIST MEDICAL CENTER		26	1	4%	27
LABORATORY MEDICINE CONSULTANTS-LMC PA		25	2	7%	27
PINELLAS 1 HOME HEALTH CARE CORP		27			27
VASSAR BROTHERS MEDICAL CENTER LABORATORY		25	2	7%	27
CLEARWATER EMPLOYEE HEALTH CLINIC		11	16	59%	27
BUREAU OF PUBLIC HEALTH	1	6	20	74%	27
CAREATC INC BRANDON	2	22	3	11%	27
JOSEF SCHENKER MD PC		27			27
SPANISH RIVER HIGH SCHOOL ESE		23	4	15%	27
EXPRESS CARE OF BELLEVIEW		27			27
JOSEPH SCHENKER MD PC DBA CENTERS URGENT		24	3	11%	27
KIVA AT CANTERBURY, LLC		27			27
LEE PHYSICIAN GROUP		24	3	11%	27
LEXINGTON PLACE SENIOR LIVING COMMUNITY		27			27
GASTROENTEROLOGY ASSOCIATES OF PENSACOLA PA		23	4	15%	27
HEALTHPARK MEDICAL CENTER ABG LAB		26	1	4%	27
BROOKDALE SOUTHPOINT			27	100%	27
LOOP PEDIATRICS		22	5	19%	27
RAINBOW PEDIATRICS		1	26	96%	27
ELLKAY HEALTHCARE DATA PLUMBERS	23		4	15%	27
WIREGRASS CLINIC LLC		22	5	19%	27
VICK STREET MANOR		27			27
CHILDRENS MEDICAL CENTER			27	100%	27
BROWARD HEALTH IMPERIAL POINT NURSING			27	100%	27
ASSISTED LIVING OF BROWARD		27			27
FIRST CHOICE PEDIATRICS LOOP		25	2	7%	27
MINUTECLINIC, LLC #08366		22	5	19%	27
UNION CHD		24	3	11%	27
BROOKDALE UNIVERSITY HOSPITAL		25	2	7%	27
RJ LEE GROUP	1	23	2	8%	26
ABL MEDICAL CARE LLC			26	100%	26
MD BEAUTY LABS, PA		24	2	8%	26

COVID-19: testing by laboratory

Data through Apr 2, 2021 verified as of Apr 3, 2021 at 09:25 AM

Data in this report are provisional and subject to change.

The numbers in the table below represent the number of Florida and non-Florida residents for whom test results were received by the Department of Health. A person can be tested by more than one laboratory and can have both positive and negative results. **Therefore, the sum of the numbers in each column will be larger than the total number of people tested.**

Reporting lab	Inconclusive	Negative	Positive	Percent positive	Total
PARK WEST MEDICAL CENTER		25	1	4%	26
Clearwater Center		12	14	54%	26
MAYO CLINIC JACKSONVILLE		2	24	92%	26
PALM BEACH COUNTY FIRE RESCUE		24	2	8%	26
MIDNIGHT MEDICINE			26	100%	26
BAYCARE HEALTH SYSTEMS, LLC			26	100%	26
WEST BROWARD CARE CENTER		24	2	8%	26
EXPRESS FAMILY CARE LLC		11	15	58%	26
GOOD SAMARITAN HOSPITAL LABORATORY		23	3	12%	26
GERALD J KIVETT MD		23	3	12%	26
ORLANDO ORTHOPAEDIC CENTER		24	2	8%	26
URGENT FAMILY CARE INC		23	3	12%	26
ADVENT HEALTH MEDICAL GROUP- FAMILY MEDICINE AT DR. PHILIPS		21	5	19%	26
SUMMERGATE PHARMACY		24	2	8%	26
MINUTECLINIC DIAGNOSTIC OF TN, PC 374		22	4	15%	26
OAKTREE HEALTHCARE			26	100%	26
MINUTECLINIC DIAGNOSTIC OF TEXAS		22	4	15%	26
DARDEN WELLNESS CENTER		23	3	12%	26
TREEHOUSE PEDIATRICS & FAMILY CARE		26			26
EPIC REFERENCE LABS INC			26	100%	26
ADVENT HEALTH PARTIN SETTLEMENT HEALTH PARK		18	8	31%	26
PULMONARY SPECIALISTS OF THE PALM BEACHES		16	10	38%	26
LOT HEALTH SERVICES☐	1	25			26
EAST HILL MEDICAL GROUP		17	9	35%	26
LAKES DIALYSIS CENTER INC			26	100%	26
OMNI HEALTHCARE, INC		26			26
WAKULLA COUNTY HEALTH DEPARTMENT		12	14	54%	26
HOLIDAY MEDICAL ASSOCIATES		1	25	96%	26
MAGNOLIA PEDIATRICS		4	22	85%	26
MONCRIEF ARMY HEALTH CLINIC			26	100%	26
CANTON-POTSDAM HOSPITAL LABORATORY		25	1	4%	26
MONTEFIORE NEW ROCHELLE HOSPITAL		24	2	8%	26
EMORY BENNETT VETERANS NURSING HOME	1	25			26
THE MINIER URGENT CARE		20	6	23%	26
MINIMALLY INVASIVE VASCULAR INC		24	2	8%	26
SOUTH FLORIDA DIALYSIS CENTER		8	17	68%	25
COASTAL SKIN SURGERY AND DERMATOLOGY		18	7	28%	25
LEE PHYSICIAN GROUP COLLEGE POINT		25			25
CENTRAL FLORIDA PEDIATRIC URGENT CARE LLC		21	4	16%	25
ALPHA PHARMACY		22	3	12%	25
Summit Medical Group Westfield Lab		22	3	12%	25
HUNT CLUB PEDIATRIC ASSOCIATES LLC		21	4	16%	25
MADWAR		19	6	24%	25
GREEN GABLES ASSISTED LIVING FACILITY		25			25
TALLAHASSEE DEVELOPMENTAL CENTER☐		24	1	4%	25
DELRAY BEACH FACIAL PLASTIC SURGERY		25			25
PHYSICIANS STAT		3	22	88%	25

COVID-19: testing by laboratory

Data through Apr 2, 2021 verified as of Apr 3, 2021 at 09:25 AM

Data in this report are provisional and subject to change.

The numbers in the table below represent the number of Florida and non-Florida residents for whom test results were received by the Department of Health. A person can be tested by more than one laboratory and can have both positive and negative results. **Therefore, the sum of the numbers in each column will be larger than the total number of people tested.**

Reporting lab	Inconclusive	Negative	Positive	Percent positive	Total
ENCOMPASS HOME HEALTH OF THE SOUTHEAST LLC		23	2	8%	25
EMORY CLINIC, THE		24	1	4%	25
EXPRESS CARE OF TAMPA BAY LLC		2	23	92%	25
COOPER HEALTHCARE		22	3	12%	25
COASTAL COMPLETE CARE		11	14	56%	25
PINELLAS PARK FIRE DEPARTMENT		25			25
ADVENT HEALTH EXPRESS		9	16	64%	25
MEDEXPRESS URGENT CARE - BLOOMINGTON		22	3	12%	25
COMMUNITY HEALTH OF SOUTH FLORIDA			25	100%	25
FEDERAL PRISON CAMP PENSACOLA			25	100%	25
MINUTE CLINIC DIAGNOSTIC OF NEW JERSEY		24	1	4%	25
ENCOMPASS HEALTH REHABILITATION OF ALTAMONTE		20	5	20%	25
CARLOS F FUSTER MD PA		23	2	8%	25
ST. CLOUD HOSPITAL		20	5	20%	25
MINUTECLINIC DIAGNOSTIC OF PENNSYLVANI		24	1	4%	25
PBSO WEST PALM FAMILY PRACTICE		1	24	96%	25
WESTPAC LABS		1	24	96%	25
THE WATERMARK AT VISTAWILLA		25			25
ADVENT HEALTH - LAKE MARY PEDIATRICS		16	9	36%	25
ASURANCE SCIENTIFIC LABORATORIES		24	1	4%	25
ARCPOINT LABS OF FORT LAUDERDALE		25			25
ACCESS HEALTH CARE PHYSICIANS LLC		10	15	60%	25
SUNQUEST		3	22	88%	25
CANCER RESEARCH LAB, BOB JONES UNIVERSITY		24	1	4%	25
TIFFANY LAKE CARE CENTERS INC		25			25
KINDRED HOSPITAL OCALA		22	3	12%	25
CARENOW - DOWNTOWN NORTH GULCH		24	1	4%	25
ATRIA AT ST JOSEPHS		24			24
WESTMINSTER WOODS ON JULINGTON CREEK		22	2	8%	24
HERITAGE OAKS ASSISTED LIVING & MEMORY CARE		20	4	17%	24
TOTAL ACCESS URGENT CARE		1	23	96%	24
MINUTECLINIC DIAGNOSTIC OF TN PC #378		21	3	13%	24
ENGLEWOOD HOSPITAL AND MEDICAL CENTER		19	5	21%	24
CENTERPLACE HEALTH		3	21	88%	24
TIMBERLANE LODGE ALF	1	16	7	29%	24
VIRTUA		20	4	17%	24
TARPON BAYOU CENTER			24	100%	24
CARE CENTERS OF NASSAU LLC MINER ROAD NORTH		24			24
SENIOR HEALTH OF WINTER PARK DUNDEE		24			24
RAINBOW PEDIATRIC CENTER		2	22	92%	24
ECC PEDIATRICS		24			24
SANFORD PEDIATRIC ASSOCIATES, PA		22	2	8%	24
SUMMIT MEDICAL GROUP - 75 E NORTHFIELD		22	2	8%	24
HEALTH MED CENTERS		24			24
SPRINGWOOD COURT		19	5	21%	24
HALIFAX HEALTH URGENT CARE		4	20	83%	24
WELLNOW URGENT CARE		23	1	4%	24

COVID-19: testing by laboratory

Data through Apr 2, 2021 verified as of Apr 3, 2021 at 09:25 AM

Data in this report are provisional and subject to change.

The numbers in the table below represent the number of Florida and non-Florida residents for whom test results were received by the Department of Health. A person can be tested by more than one laboratory and can have both positive and negative results. **Therefore, the sum of the numbers in each column will be larger than the total number of people tested.**

Reporting lab	Inconclusive	Negative	Positive	Percent positive	Total
SOMA MEDICAL CENTER # 4		2	22	92%	24
JUPITER MEDICAL CENTER			24	100%	24
TOTTENVILLE CIRCLE URGENT CARE		24			24
PALMETTO PEDIATRICS			24	100%	24
COURTYARDS OF ORLANDO		24			24
VILLAGES REHABILITATION AND NURSING CENTER		24			24
PACIFICA SENIOR LIVING FORT MYERS		15	9	38%	24
LABORATORY DYNAMICS		20	4	17%	24
MID FLORIDA PATHOLOGY LLC		23	1	4%	24
PHYSICIANS PRIMARY CARE OF SW FLORIDA PL		24			24
URGENT CARE USA			24	100%	24
PALMS MEDICAL GROUP - LAKE CITY WEST		3	21	88%	24
ROSLYN URGENT CARE		24			24
HENNEPIN COUNTY MEDICAL CENTER (HCMC)		13	11	46%	24
HOUSE CALLS PROFESSIONAL LLC		20	4	17%	24
WELLMED AT PLANT CITY		11	13	54%	24
AVENTIS BIO-SERVICES CTL		24			24
ROWLETT MIDDLE ACADEMY		22	2	8%	24
INNOVATIVE RESEARCH OF WEST FLORIDA		21	3	13%	24
TREASURE ISLE LLC		24			24
SARASOTA MEMORIAL NURSING & REHABILITATION CTR		24			24
DHMD		24			24
PRIME CARE ONE LLC/HARBORCHASE OF VENICE			24	100%	24
AIR, LAND & SEA PHYSICALS & CONSULTATIONS, LLC		23	1	4%	24
SHORE MEMORIAL HOSPITAL		21	3	13%	24
CSH LAKE ORIENTA LP		24			24
NOVANT HEALTH		18	6	25%	24
MADISON COUNTY MEMORIAL HOSP		12	12	50%	24
FINLAY C. LABORATORY		4	20	83%	24
STATE LAB		2	22	92%	24
THE CHAPPEL GROUP RESEARCH		24			24
EMORY UNIVERSITY HOSPITAL		20	4	17%	24
ALAN SERURE MD		24			24
MED PLUS FLORENCE		20	4	17%	24
SENIOR LIVING IV SUN CITY LLC		17	7	29%	24
BLUE SPRINGS SURGERY CENTER		24			24
BIG BEND HOSPICE INC		23			23
ADVENTHEALTH MEDICAL GROUP PULMONOLOGY		20	3	13%	23
ADIRONDACK MEDICAL CENTER		23			23
ADVANCED URGENT CARE CENTER		7	16	70%	23
NOBLE SENIOR LIVING		3	20	87%	23
WOODHOUSE INC		17	6	26%	23
UAH STUDENT HEALTH CENTER		16	7	30%	23
LMH SKILLED NURSING UNIT		23			23
UNIVERSITY HILLS HEALTH AND REHABILITATION CENTER		18	5	22%	23
UF HEALTH NORTH JACKSONVILLE			23	100%	23
GRAND VILLA OF ORMOND BEACH		20	3	13%	23

COVID-19: testing by laboratory

Data through Apr 2, 2021 verified as of Apr 3, 2021 at 09:25 AM

Data in this report are provisional and subject to change.

The numbers in the table below represent the number of Florida and non-Florida residents for whom test results were received by the Department of Health. A person can be tested by more than one laboratory and can have both positive and negative results. **Therefore, the sum of the numbers in each column will be larger than the total number of people tested.**

Reporting lab	Inconclusive	Negative	Positive	Percent positive	Total
South Heritage Health and Rehab		23			23
MINUTECLINIC DIAGNOSTIC OF TN PC #6435		21	2	9%	23
JUST FOR KIDS PEDIATRICS		5	18	78%	23
BOZEMAN HEALTH DEACONESS HOSPITAL		18	5	22%	23
EDWARD S BENNETT MD PLLC		23			23
CORE LABORATORY		1	22	96%	23
NEW JERSEY		22	1	4%	23
FORT SANDERS REGIONAL LABORATORY		23			23
ADEPT INPATIENT MEDICAL SERVICES PC		23			23
OCCUPATIONAL HEALTH CENTERS OF THE SOUTHWEST PA		18	5	22%	23
ST VINCENT'S EAST		21	2	9%	23
FLORIDA MEDICAL CLINIC IM MLK		16	7	30%	23
ST VINCENTS AMBULATORY CARE INC DBA		20	3	13%	23
OMEGA LABORATORIES		19	4	17%	23
TAMPA URGENT CARE			23	100%	23
MINUTECLINIC, LLC, DBA MINUTECLINIC #2544		22	1	4%	23
GRAND VILLA OF PINELLAS PARK		21	2	9%	23
EGL GENETIC DIAGNOSTICS		1	22	96%	23
BAYFRONT FAMILY HEALTH CENTER		3	20	87%	23
LAKEVIEW HEALTH CARE SYSTEMS		9	14	61%	23
UNIV OF NORTH ALABAMA HEALTH CENTER		22	1	4%	23
HOWARD BEACH URGENT CARE		22	1	4%	23
SMH PHYSICIAN SERVICES INC		22	1	4%	23
NEWYORK-PRESBYTERIAN/ LAWRENCE HOSPITAL LABORATORY		21	2	9%	23
FLORIDA MEDICAL CLINIC - NEW TAMPA		19	4	17%	23
ISLAND COAST PEDIATRICS PA		22	1	4%	23
PHYSICIANS CARE		20	3	13%	23
WUESTHOFF MEDICAL CENTER-MELBOURNE			23	100%	23
KELLY'S ASSISTED LIVING FACILITY		22			22
STATCARE URGENT AND WALK-IN MEDICAL CA		20	2	9%	22
SEWALLS POINT PHARMACY INC		17	5	23%	22
NEW YORK METHODIST HOSPITAL		18	4	18%	22
GLEN COVE HOSPITAL		22			22
FLORIDA HOSPITAL LABS		12	10	45%	22
CHARLOTTE CHD PORT CHARLOTTE		18	4	18%	22
FORT PIERCE FAMILY CARE INC		16	6	27%	22
HARBOUR ISLAND PEDIATRICS		13	9	41%	22
HUNT CLUB MEDICAL		15	7	32%	22
MEDI STATION			22	100%	22
PULSE MEDICAL GROUP INC			22	100%	22
MINUTECLINIC DIAGNOSTIC OF TN PC #320		14	8	36%	22
STEWART MEDICAL GROUP INC			22	100%	22
FAMILY AND AFTER HOURS CARE		22			22
CL BRUMBACK PRIMARY CARE CLINIC LANTANA		2	20	91%	22
UTAH DEPARTMENT OF HEALTH			22	100%	22
DALE MEDICAL CENTER		17	5	23%	22
MARATHON HEALTH FOR LIFE		19	3	14%	22

COVID-19: testing by laboratory

Data through Apr 2, 2021 verified as of Apr 3, 2021 at 09:25 AM

Data in this report are provisional and subject to change.

The numbers in the table below represent the number of Florida and non-Florida residents for whom test results were received by the Department of Health. A person can be tested by more than one laboratory and can have both positive and negative results. **Therefore, the sum of the numbers in each column will be larger than the total number of people tested.**

Reporting lab	Inconclusive	Negative	Positive	Percent positive	Total
ELAN SPANISH SPRINGS		4	18	82%	22
MORNINGSIDE MANOR & VILLA ADULT CARE C		22			22
EBEIDS MD PEDIATRICS		19	3	14%	22
GILCHRIST COUNTY JAIL		20	2	9%	22
GRAND VILLA OF LARGO		20	2	9%	22
JESSIE TRICE COMMUNITY HEALTH SYSTEM, INC		6	16	73%	22
LPG PRIMARY CARE AT CAPE CORAL PARKWAY		19	3	14%	22
Wesley Place on Honeysuckle		20	2	9%	22
RAYMOND BASRI MD		20	2	9%	22
OLIVE BRANCH HEALTH AND REHABILITATION CENTER			22	100%	22
SOLE HEALTH LLC		22			22
MOBILE DIVISION LABORATORY		7	15	68%	22
SEAGRASS VILLAGE			22	100%	22
ROSS MEDICAL GROUP			22	100%	22
TEN HEALTHCARE		6	16	73%	22
NEW YORK PRESBYTERIAN - ALLEN HOSPITAL		22			22
FLORENCE J HUNT STUDENT WELLNESS CENTER - HEALTH SERVICES (ABBOTT)		22			22
NORTHWEST FLORIDA COMMUNITY HOSPITAL 3RD FLOOR		20	2	9%	22
ST ELIZABETH MEDICAL CENTER LABORATORY		19	3	14%	22
APOLLO SURGERY CENTER		20	2	9%	22
ERIC C MARSHAL MD, PC DBA MINUTECLINIC		21	1	5%	22
CARESPOT		2	20	91%	22
ROCKLEDEGE REGIONAL MEDICAL CENTER		17	5	23%	22
DIACARTA INC.		22			22
WELLMED AT LAKE COPELAND		16	6	27%	22
KISSIMMEE VA OUTPATIENT CLINIC		21	1	5%	22
FLORIDA PEDIATRICS		6	16	73%	22
BASSETTI & ASSOCIATES, MD, PA			21	100%	21
CONNECTDX		6	15	71%	21
GRAND VILLA OF BOYNTON BEACH		20	1	5%	21
POINT OF CARE CLINICS PRIMARY CARE		20	1	5%	21
COLUMBIA MEMORIAL HOSPITAL		21			21
CLINICAL PATHOLOGY LABORATORIES SOUTHEAST			21	100%	21
SUNSHINE PEDIATRICS		21			21
PALM BAY FAMILY PRACTICE		4	17	81%	21
SOUTH NASSAU COMMUNITIES HOSPITAL		17	4	19%	21
ADVENT HEALTH MEDICAL GROUP FAMILY AND INTERNAL MEDICINE AT AVALON PAR		20	1	5%	21
MORRIS PARK URGENT CARE		18	3	14%	21
FLUSHING HOSPITAL MEDICAL CENTER		17	4	19%	21
CVS NC7588POCT ASHEVILLE		18	3	14%	21
NORTHSIDE HOSPITAL EMERGENCY DEPT		18	3	14%	21
CVS NC3516POCT WINSTON SALEM		19	2	10%	21
MINUTECLINIC DIAGNOSTIC OF NORTH		19	2	10%	21
HOPE HEALTHCARE		21			21
LAKE HOWARD HEIGHTS	1	18	2	10%	21
1 TOUCH TOTALCARE SOLUTIONS		19	2	10%	21
BAYCARE MEDICAL GROUP INC		2	19	90%	21

COVID-19: testing by laboratory

Data through Apr 2, 2021 verified as of Apr 3, 2021 at 09:25 AM

Data in this report are provisional and subject to change.

The numbers in the table below represent the number of Florida and non-Florida residents for whom test results were received by the Department of Health. A person can be tested by more than one laboratory and can have both positive and negative results. **Therefore, the sum of the numbers in each column will be larger than the total number of people tested.**

Reporting lab	Inconclusive	Negative	Positive	Percent positive	Total
TENNESSEE DEPARTMENT OF HEALTH		15	6	29%	21
OHIO CVS STORES, LLC DBA		19	2	10%	21
INTERNATIONAL MEDICAL LABORATORY INC		21			21
JEFFERSON K-12, A SOMERSET SCHOOL- CLINIC		17	4	19%	21
ESOTERIX GENETIC LABORATORIES		16	5	24%	21
MARQUES PEDIATRICS			21	100%	21
METROPOLITAN CHARITIES INC		19	2	10%	21
ST VINCENT'S URGENT CARE		18	3	14%	21
ST JUDE CHILDRENS RESEARCH HOSPITAL		21			21
PRIMECARE OF DOTHAN-DALEVILLE CLINIC		16	5	24%	21
ROCKLEDGE FAMILY HEALTH			21	100%	21
UPMC CHAUTAUQUA AT WCA LABORATORY		20	1	5%	21
COASTAL FAMILY PRACTICE		13	8	38%	21
ARDEN COURTS OF WINTER SPRINGS		18	3	14%	21
LPG PRIMARY CARE AT BONITA BAY LIFESTYLE CENTER		19	2	10%	21
ESTATES MEDICAL CENTER		12	8	40%	20
BETHESDA HEALTH PHYSICIAN GROUP INC			20	100%	20
MCWHORTER SCHOOL OF PHARMACY		20			20
MEDICAL EXPRESS CORP		18	2	10%	20
HEALTHY MINORS, LLC.		20			20
MINUTECLINIC DIAGNOSTIC PA		18	2	10%	20
TGH MEDICAL GROUP LABORATORY CARROLLWOOD			20	100%	20
DEPT OF VA MEDICAL CENTER - BAY PINES			20	100%	20
PEDIATRIC ASSOCIATES PA		17	3	15%	20
PRIMARY CARE MEDICINE	1	13	6	30%	20
RHODE ISLAND DEPARTMENT OF HEALTH			20	100%	20
SOUTH CAROLINA DEPARTMENT OF HEALTH			20	100%	20
ODYSSEY HEALTHCARE OF MARION COUNTY, LLC		19	1	5%	20
GUARDANT HEALTH		14	6	30%	20
PRIMARY CARE SPECIALISTS OF ORLANDO LLC		15	5	25%	20
PRIMECARE AT PORT ORANGE		4	16	80%	20
FLORIDA MEDICAL CL ODOM TPA		9	11	55%	20
A LILIKO'I PHARMACY LLC		19	1	5%	20
OPTIMAL CARE PEDIATRICS		5	15	75%	20
WINSHIPS PHARMACY INC		20			20
MINUTECLINIC DIAGNOSTIC OF LOUISIANA,		19	1	5%	20
MEDEMERGE		18	2	10%	20
CARESPOT OF NOCATEE		1	19	95%	20
LEE COMMUNITY HEALTHCARE INC CAPE CORAL		20			20
HENDRY REGIONAL CORPORATE HEALTH			20	100%	20
CONSOLIDATED LAB SERVICES		10	10	50%	20
MINUTECLINIC DIAGNOSTIC OF NORTH CAROLINA PC		17	3	15%	20
PONCE PLAZA NURSING & REHAB CENTER		4	16	80%	20
ADVANCED HEALTHCARE ASSOCIATES		18	2	10%	20
REDITUS LABORATORIES			20	100%	20
WACO HHSSURGEWACO	1	16	3	15%	20
PROFESSIONAL PARK PEDIATRICS PA			20	100%	20

COVID-19: testing by laboratory

Data through Apr 2, 2021 verified as of Apr 3, 2021 at 09:25 AM

Data in this report are provisional and subject to change.

The numbers in the table below represent the number of Florida and non-Florida residents for whom test results were received by the Department of Health. A person can be tested by more than one laboratory and can have both positive and negative results. **Therefore, the sum of the numbers in each column will be larger than the total number of people tested.**

Reporting lab	Inconclusive	Negative	Positive	Percent positive	Total
DIXIE COUNTY HEALTH DEPARTMENT		13	7	35%	20
BEST MEDICAL CENTER		11	9	45%	20
BAPTIST MEDICAL GRP URGENT CARE & OCC HEALTH AIRPO		20			20
THE VILLAGES HEALTH		12	8	40%	20
OCEANSIDE URGENT CARE		20			20
WINTER PARK FAMILY PRACTICE LLC		17	3	15%	20
SONATA BOYNTON BEACH		18	2	10%	20
BAYSIDE LABORATORIES INC		20			20
SOUTHEAST GEORGIA HEALTH SYSTEM, INC		17	3	15%	20
VIERA FAMILY MEDICINE AND WELLNESS		16	4	20%	20
BAYFRONT HMA CONVENIENT CARE, LLC		2	18	90%	20
GADSDEN COUNTY HEALTH DEPARTMENT		14	6	30%	20
Sovereign Laboratory Services, LLC		17	3	15%	20
LAKE WORTH MANOR		19	1	5%	20
MINUTECLINIC DIAGNOSTIC OF ILLINOIS L		15	5	25%	20
STATEN ISLAND UNIVERSITY HOSPITAL		19	1	5%	20
MINUTECLINIC DIAGNOSTICS MEDICAL GROUP		19	1	5%	20
WELLSTAR KENNESTONE HOSPITAL		17	3	15%	20
BAY PEDIATRICS PA		18	2	10%	20
GOOD SAMARITAN SOCIETY OF DAYTONA		16	4	20%	20
BROOKDALE MANDARIN CENTRAL		7	13	65%	20
FAMILY CARE CYPRESS CREEK		1	18	95%	19
CVA MINUTE CLINIC DIAGNOSTIC OF VIRGINIA, LLC		19			19
CARENOW URGENT CARE-BRENTWOOD		13	6	32%	19
ROYAL PALM MEDICAL GROUP, INC		19			19
GRAND VILLA OF DELRAY EAST		19			19
LAB INTERMARKET FACILITY LAB		1	18	95%	19
MONROE COUNTY DETENTION CENTER			19	100%	19
FOX FAMILY PRACTICE		19			19
REGENCY SQUARE MALL - SEARS		3	16	84%	19
DOCTORS MEDICAL CENTER OF WALTON COUNTY CLINIC			19	100%	19
CARE POINT HEALTH & WELLNESS CENTER		19			19
BARTON FAMILY PRACTICE		8	11	58%	19
BAPTIST MEMORIAL HEALTH CARE		17	2	11%	19
GRACE WELLNESS CENTER		8	11	58%	19
COMMUNITY HOME HEALTH CARE		19			19
MED LABS DIAGNOSTICS		10	9	47%	19
MICHELLE S PAGE MD PA		18	1	5%	19
PATIENTS CHOICE LAB OF IND, LLC		16	3	16%	19
SEVEN RIVERS REGIONAL MEDICAL CENTER		5	14	74%	19
ANYLABTESTNOW		6	13	68%	19
COMMONWEALTH OF MASSACHUSETTS			19	100%	19
Grand Villa of Dunedin		13	6	32%	19
FLORIDA HOSPITAL WINTER GARDEN		15	4	21%	19
CVS MINUTE CLINIC DIAGNOSTIC OF TEXAS LLC		15	4	21%	19
GLEN OAKS URGENT CARE		18	1	5%	19
CVS NC7047POCT DURHAM		19			19

COVID-19: testing by laboratory

Data through Apr 2, 2021 verified as of Apr 3, 2021 at 09:25 AM

Data in this report are provisional and subject to change.

The numbers in the table below represent the number of Florida and non-Florida residents for whom test results were received by the Department of Health. A person can be tested by more than one laboratory and can have both positive and negative results. **Therefore, the sum of the numbers in each column will be larger than the total number of people tested.**

Reporting lab	Inconclusive	Negative	Positive	Percent positive	Total
ORANGE REGIONAL MEDICAL CENTER LABORATORY		14	5	26%	19
UNDERGROUND FREE CLINIC		19			19
ELTINGVILLE CIRCLE URGENT CARE		18	1	5%	19
FLORIDA COMMUNITY HEALTH CENTER OF ST. LUCIE		1	18	95%	19
LOVING CARE OF THE TREASURE COAST LLC	1	13	5	26%	19
PALM BEACH GARDENS MEDICAL CENTER			19	100%	19
ALL PEDIATRIC CARE			19	100%	19
Citymd Of Lacey		16	3	16%	19
TRINITY MEDICAL ASSOCIATES LLC			19	100%	19
HELIX DIAGNOSTICS			19	100%	19
OCEAN REEF MEDICAL CENTER, LLC			19	100%	19
MED HEALTH SERVICES		18	1	5%	19
INTEGRATED REGIONAL LABORATORIES - LARGO			19	100%	19
BRIDGEWAY HEALTH CLINICS INC			19	100%	19
49D2045214PHYSICIAN OFFICE WAIVER MEDEXPRESS URGENT CARE - HARRISONBU		10	9	47%	19
EMERALD COAST HOSPICE - CRESTVIEW		19			19
BAPTIST PEDIATRICS		15	4	21%	19
AUBURN COMMUNITY HOSPITAL		17	2	11%	19
CONCENTRA URGENT CARE		15	4	21%	19
TEXAS DEPARTMENT OF STATE HEALTH SERVICES		3	16	84%	19
STONE WASH CLINICAL LABORATORIES		2	17	89%	19
NANO HEALTH ASSOCIATES LLC		19			19
DSI MANAGEMENT LLC		19			19
NO NAME		8	11	58%	19
SHELBY BAPTIST MEDICAL CENTER		14	5	26%	19
BAYVIEW MEDICAL		19			19
CLERMONT ADVENTHEALTH CENTRA CARE		1	18	95%	19
JACKSON NORTH MEDICAL CENTER		2	17	89%	19
GENTIVA HEALTH SERVICES		17	2	11%	19
HARLEM HOSPITAL CENTER		18	1	5%	19
KINGS BAY PEDIATRICS LLC		15	4	21%	19
PASSPORT HEALTH OF TAMPA BAY		18	1	5%	19
COLLEGE POINT URGENT CARE		15	3	17%	18
VALLEY IMMEDIATE CARE		16	2	11%	18
TPCA CLINICAL LABORATORIES		15	3	17%	18
CAREHERE- LCS LEESBURG			18	100%	18
TENDER CARE ALF		18			18
MARION COUNTY HEALTH DEPARTMENT		17	1	6%	18
UM MILLER SCHOOL OF MEDICINE			18	100%	18
LEE COMMUNITY HEALTHCARE INC NORTH FORT MYERS		18			18
WALGREENS #04618		17	1	6%	18
THE CANOPY AT HARPER LAKE	1		17	94%	18
ADVENT HEALTH - WINTER HAVEN		8	10	56%	18
BAY COUNTY HEALTH DEPARTMENT		14	4	22%	18
AURORA UNIVERSITY WELLNESS CENTER		18			18
CITY OF NAPLES FIRE RESCUE		15	3	17%	18
CLEVELAND CLINIC FLORIDA		1	17	94%	18

COVID-19: testing by laboratory

Data through Apr 2, 2021 verified as of Apr 3, 2021 at 09:25 AM

Data in this report are provisional and subject to change.

The numbers in the table below represent the number of Florida and non-Florida residents for whom test results were received by the Department of Health. A person can be tested by more than one laboratory and can have both positive and negative results. **Therefore, the sum of the numbers in each column will be larger than the total number of people tested.**

Reporting lab	Inconclusive	Negative	Positive	Percent positive	Total
HARTFORD HOSPITAL ANCILLARY LAB		17	1	6%	18
AURORA DIAGNOSTICS		6	12	67%	18
MADISON CORE LABORATORIES		17	1	6%	18
STAT MEDICAL CLINIC III INC		12	6	33%	18
CRANES VIEW LODGE			18	100%	18
TNC WALK IN CLINIC		13	5	28%	18
ADVENTIST HEALTH SYSTEM		16	2	11%	18
ST. JUDES LABORATORIES		12	6	33%	18
MOORINGS PARK OAKSTONE AT GREY OAKS		17	1	6%	18
XPRESS WELLNESS URGENT CARE			18	100%	18
MINUTECLINIC MINUTECLINIC #8746		17	1	6%	18
MIAMI BEACH MEDICAL GROUP			18	100%	18
IONA COLLEGE HEALTH & WELLNESS CENTER		18			18
MINUTECLINIC DIAGNOSTIC OF MICHIGAN PC		17	1	6%	18
MEDEXPRESS URGENT CARE - TIMBERLAKE		16	2	11%	18
URGENT CARE AT LONGWOOD			18	100%	18
CORNER OAK ESTATE LLC		18			18
MORTON PLANT NORTH BAY HOSPITAL			18	100%	18
CABOT RESERVE ON THE GREEN		18			18
CVS NV3210POCT LAS VEGAS		17	1	6%	18
Floral Health and Rehabilitation, LLC		17	1	6%	18
URGENT TEAM		15	3	17%	18
OSCEOLA ALF OPERATOR, LLC DBA□		18			18
USCG AIR STATION CLEARWATER CLINIC		17	1	6%	18
GRAND AVE PHARMACY		1	17	94%	18
BROWNE MEDICAL		16	2	11%	18
GENERAL INTERNAL MEDICINE MEDICAL CTR CLINIC		13	5	28%	18
BROOKDALE ST AUGUSTINE		1	17	94%	18
Z UROLOGY		18			18
ST CATHERINE OF SIENA HOSPITAL		16	2	11%	18
PRATTVILLE BAPTIST HOSPITAL		14	4	22%	18
ASCENSION ST VINCENT'S PRIMARY CARE		1	17	94%	18
ADVENT HEALTH - KISSIMMEE		6	12	67%	18
MINUTECLINIC DIAGNOSTIC OF RHODE ISLAND, LLC #590		17	1	6%	18
MINUTECLINIC DIAGNOSTIC OF TN PC #6363		15	3	17%	18
MINUTECLINIC #8699		14	4	22%	18
PPD - IXLAYER		17	1	6%	18
WALGREEN EASTERN CO, INC		18			18
URGENT CARE OF NEW YORK		16	1	6%	17
TREASURE COAST URGENT CARE			17	100%	17
CARESPOT EXPRESS HEALTHCARE			17	100%	17
ROBERT WOOD JOHNSON UNIVERSITY HOSP		15	2	12%	17
INN AT LAKE SEMINOLE SQUARE, THE		17			17
UNIVERSITY OF ALABAMA - FUNGAL REFERENCE LABORATORY		12	5	29%	17
ADVENTHEALTH MEDICAL GROUP PEDIATRICS AT		4	13	76%	17
PERSONAL PEDIATRICS PA		14	3	18%	17
HEALTHCARE NOW			17	100%	17

COVID-19: testing by laboratory

Data through Apr 2, 2021 verified as of Apr 3, 2021 at 09:25 AM

Data in this report are provisional and subject to change.

The numbers in the table below represent the number of Florida and non-Florida residents for whom test results were received by the Department of Health. A person can be tested by more than one laboratory and can have both positive and negative results. **Therefore, the sum of the numbers in each column will be larger than the total number of people tested.**

Reporting lab	Inconclusive	Negative	Positive	Percent positive	Total
INTERMOUNTAIN CENTRAL LAB		1	16	94%	17
ABC PEDIATRICS OF PORT ST LUCIE		15	2	12%	17
PRIMARY CARE WALK IN CLINIC PLLC			17	100%	17
FAST PACE MEDICAL CLINIC PLLC		15	2	12%	17
MINUTECLINIC DIAGNOSTIC OF TEXAS LLC		15	2	12%	17
MEDPEDS ASSOCIATES OF SARASOTA PA		16	1	6%	17
PRODUCTION HEALTH SAFETY MANAGEMENT		17			17
MC DIAGNOSTIC OF CONNECTICUT, PC #775		16	1	6%	17
CARE NOW, INC		13	4	24%	17
FORT WALTON BEACH DEVELOPMENTAL CENTER		16	1	6%	17
FORT HAMILTON URGENT CARE		17			17
MD PLUS URGENT CARE, LLC			17	100%	17
ST JOSEPH HOSPITAL		16	1	6%	17
URGENT CARE WEST CLINIC		14	3	18%	17
UNIVERSITY LAB			17	100%	17
VENICE REGIONAL BAYFRONT HEALTH			17	100%	17
PARRISH HEALTH CENTER		14	3	18%	17
ALBIBI		1	16	94%	17
MAITLAND PRIMARY CARE		9	8	47%	17
LAKELAND HILLS CENTER		10	7	41%	17
ESTATES MEDICAL CENTER INC		4	13	76%	17
MI CASA DORADA ASSISTED LIVING FACILIT		17			17
UVMC MICROBIOLOGY		16	1	6%	17
RESOLVE MOLECULAR DIAGNOSTICS		13	4	24%	17
GENETIC TECHNOLOGICAL INNOVATIONS			17	100%	17
COAST MED URGENT CARE		16	1	6%	17
MARCO DRUGS AND COMPOUNDING		13	4	24%	17
MINUTECLINIC, LLC, #4160		13	4	24%	17
UC HEALTH UNIVERSITY HOSPITAL		14	3	18%	17
MASSACHUSETTS GENERAL HOSPITAL		1	16	94%	17
MINUTE CLINIC DIAGNOSTIC OF TN PC #64		16	1	6%	17
BAY BREEZE HEALTH AND REHABILITATION CENTER		9	8	47%	17
WELLINGTON FAMILY PRACTICE		13	4	24%	17
BROOKDALE CROWN POINT			17	100%	17
ST ANTHONY'S HOSP PATIENT CARE SERVICE			17	100%	17
MEDEXPRESS URGENT CARE, MOON TOWNSHIP		16	1	6%	17
DIEGO FALLON MD PA		6	11	65%	17
PEDIATRICS IN BREVARD-COCOA BEACH		12	5	29%	17
YUSRA MEDICAL ASSOCIATES PA		14	3	18%	17
REGENEXX TAMPA BAY		14	3	18%	17
LYNN KEEFE, MD PEDIATRICS		14	3	18%	17
UNAVAILABLE/UNKNOWN/NO INFORMATION FOUND			16	100%	16
PRO HEALTH FAMILY PHYSICIANS, NYSTROM		16			16
MEDICINE AT LONGWOOD		16			16
CLEVELAND CLINIC			16	100%	16
PROMEDICA LABORATORIES		11	5	31%	16
MILLENNIUM PHYSICIAN GRP LLC NAPLES PINE RIDGE			16	100%	16

COVID-19: testing by laboratory

Data through Apr 2, 2021 verified as of Apr 3, 2021 at 09:25 AM

Data in this report are provisional and subject to change.

The numbers in the table below represent the number of Florida and non-Florida residents for whom test results were received by the Department of Health. A person can be tested by more than one laboratory and can have both positive and negative results. **Therefore, the sum of the numbers in each column will be larger than the total number of people tested.**

Reporting lab	Inconclusive	Negative	Positive	Percent positive	Total
MEDEXPRESS URGENT CARE - ROBINSON TWP, STEUBENVILLE PIKE		14	2	13%	16
EAR NOSE & THROAT ASSOCIATES OF MANATEE PA		16			16
CALLAWAY CLINIC		11	5	31%	16
JS HEALTHCARE INC		16			16
CITY OF CLEARWATER EMPLOYEE HEALTH CENTER		6	10	63%	16
MEDEXPRESS URGENT CARE LEWISBURG		15	1	6%	16
LAKEWOOD RANCH MEDICAL CENTER CLINICAL LAB			16	100%	16
JOSEPH MIGNOGNA		13	3	19%	16
KETAMINE HEALTH CENTERS AT BONITA SPRINGS, LLC		16			16
TMH FSU RAPID LABORATORY		2	14	88%	16
XERA MED RESEARCH			16	100%	16
ADVENTHEALTH MEDICAL GROUP		11	5	31%	16
MEDEXPRESS URGENT CARE - SEMINOLE SQUA		14	2	13%	16
MINUTE CLINIC DIAGNOSTIC OF SOUTH CAROLINA		12	4	25%	16
MINNEOLA PLACE A HOMEBRIDGE COMMUNITY		16			16
UNIVERSITY OF MIAMI MILLER SCHOOL			16	100%	16
MORTON PLANT MEASE			16	100%	16
URGENT CARE CLINIC OF LINCOLN		14	2	13%	16
ADVENT HEALTH - ZEPHYRHILLS			16	100%	16
BVL PEDIATRICS		14	2	13%	16
CITY OF SANFORD EMPLOYEE HEALTH AND		15	1	6%	16
CVS HEALTH, #3396		14	2	13%	16
CRUCIAL CARE		10	6	38%	16
FLORIDA HOSPITAL PHYSICIAN GROUP		3	13	81%	16
ASHRAF MEDICAL GROUP PLLC DBA PULSE M		15	1	6%	16
OKEECHOBEE HEALTHCARE FACILITY			16	100%	16
BLOUNT MEMORIAL HOSPITAL		14	2	13%	16
PIEDMONT HOSPITAL CLINICAL LABORATORY		15	1	6%	16
PANAMA CITY VITAS HOSPICE		16			16
MIRIMUS INC		1	15	94%	16
ST AUGUSTINE PLANTATION		1	15	94%	16
NAVAL MEDICAL CENTER SAN DIEGO			16	100%	16
NOVANT HEALTH GOHEALTH URGENT CARE-HARRISBURG		8	8	50%	16
DOC PAM PA		15	1	6%	16
HODGES CLUSTER		2	14	88%	16
DAVITA DIALYSIS		4	12	75%	16
Lab MSMC Hialeah			16	100%	16
INTERNAL MEDICINE ASSOCIATES & SPECIALTIES INC		15	1	6%	16
NORTHWEST FLORIDA SLEEP		1	15	94%	16
BONIFAY NURSING AND REHABILITATION CENTER			16	100%	16
COMMUNITY HEALTH OF SOUTH FLORIDA INC			16	100%	16
PRESBYTERIAN MEDICAL SERVICES		16			16
SOMA MEDICAL CENTER PA			16	100%	16
SRMC AVALON		9	7	44%	16
MINUTE-CLINIC DIAGNOSTIC OF VIRGINIA		14	2	13%	16
FRUITVILLE URGENT CARE			16	100%	16
ALL FLORIDA FAMILY & SPORTS MEDICINE		15	1	6%	16

COVID-19: testing by laboratory

Data through Apr 2, 2021 verified as of Apr 3, 2021 at 09:25 AM

Data in this report are provisional and subject to change.

The numbers in the table below represent the number of Florida and non-Florida residents for whom test results were received by the Department of Health. A person can be tested by more than one laboratory and can have both positive and negative results. **Therefore, the sum of the numbers in each column will be larger than the total number of people tested.**

Reporting lab	Inconclusive	Negative	Positive	Percent positive	Total
NORTHWEST FLORIDA ENT, PA		5	11	69%	16
HUDSON VALLEY HOSPITAL CENTER LABORATORY		15	1	6%	16
HEALTH CENTRAL HOSPITAL			16	100%	16
VA MEDICAL CENTER			16	100%	16
STARLING AT NOCATEE			16	100%	16
FAST TRACK URGENT CARE CENTER - TYRONE			16	100%	16
WALK IN URGENT CARE			15	100%	15
ENCOMPASS HEALTH REHABILITATION HOSPITAL OF OCALA		15			15
TELEVISIT MALABAR PEDIATRICS		5	10	67%	15
INDIANA STATE DEPARTMENT OF HEALTH		1	14	93%	15
BAYA URGENT CARE LLC		1	14	93%	15
MILTON 4707		15			15
BESSENT ROAD GROUP HOME		15			15
AJU GEORGE MD PA			15	100%	15
FLORIDA DEPARTMENT OF HEALTH IN HILLSBOROUGH COUNTY		1	14	93%	15
MEDEXPRESS URGENT CARE- MARYLAND		14	1	7%	15
BAYCARE MEDICAL GROUP INC			15	100%	15
MIAMI BEACH MEDICAL GROUP LLC			15	100%	15
EASTLAKE PEDIATRICS - TRINITY		15			15
KIDSWOOD PEDIATRICS CORP		6	9	60%	15
MINUTE CLINIC		1	14	93%	15
HOLLEY-NAVARRE MEDICAL CLINIC		5	10	67%	15
CVS MINUTE CLINIC DIAGNOSTIC OF TN #6044		13	2	13%	15
ORLANDO HEALTH		2	13	87%	15
PATHLINE			15	100%	15
DIATHERIX		13	2	13%	15
MONTEFIORE ST LUKE'S CORNWALL HOSPITAL		11	4	27%	15
SINAI HOSPITAL OF BALTIMORE		15			15
RICH STREET GROUP HOME		8	7	47%	15
MEDLAB ASSOCIATES LLC		15			15
OPTIONS FOR SENIORS INC DBA PALM KREST MANOR		12	3	20%	15
BAPTIST MEDICAL CENTER EAST		11	4	27%	15
GEORGIA HEART CENTER (MSC 53), NAVICEN		13	2	13%	15
FAMILY CARE			15	100%	15
HEALTH MED HOME CARE, LLC		15			15
MEADOWCREST MOLECULAR DIAGNOSTICS, LLC			15	100%	15
YORKVILLE PEDIATRIC URGENT CARE		15			15
MINUTECLINIC, LLC #4507		14	1	7%	15
PREMIER LABORATORY SERVICES, LLC		5	10	67%	15
BRYAN WHITFIELD MEMORIAL HOSPITAL		10	5	33%	15
LONG ISLAND JEWISH VALLEY STREAM		14	1	7%	15
HUNTINGTON URGENT CARE		14	1	7%	15
URGENT CARE & FAMILY PRACTICE CENTER			15	100%	15
SACRED HEART MEDICAL GROUP URGENT CARE		13	2	13%	15
CLINIC OF PEDIATRICS & GI MEDICINE INC		1	14	93%	15
LPG PRIMARY CARE AT COLONIAL CENTER DRIVE		13	2	13%	15
Astoria Health and Rehab		15			15

COVID-19: testing by laboratory

Data through Apr 2, 2021 verified as of Apr 3, 2021 at 09:25 AM

Data in this report are provisional and subject to change.

The numbers in the table below represent the number of Florida and non-Florida residents for whom test results were received by the Department of Health. A person can be tested by more than one laboratory and can have both positive and negative results. **Therefore, the sum of the numbers in each column will be larger than the total number of people tested.**

Reporting lab	Inconclusive	Negative	Positive	Percent positive	Total
FAMILY CARE CENTER OF ARLINGTON		10	5	33%	15
AVALON FAMILY RESORT ASSISTED LIVING LLC		15			15
MINUTECLINIC DIAGNOSTIC OF TN PC #566		13	2	13%	15
SELECT PHYSICIANS ALLIANCE PL		15			15
West Gate Village, LLC		15			15
NOVALIFE MEDSPA			15	100%	15
GRAND VILLA OF MELBOURNE		13	2	13%	15
OAKMONTE VILLAGE OF DAVIE			15	100%	15
CUSTEAD CARE CENTER HAVEN HOSPICE		12	3	20%	15
UNIVERSITY HOSPITAL UC HEALTH		11	4	27%	15
KIMBERLY J HENDERSON MD PC		14	1	7%	15
MINUTECLINIC DIAGNOSTIC OF TN PC #6415		11	4	27%	15
MEDEXPRESS URGENT CARE - LAFAYETTE		14	1	7%	15
CVS TX8321POCT MCKINNEY		15			15
DR PHILLIPS MEDICAL WELLNESS CENTER		12	3	20%	15
LEHIGH VALLEY HOSPITAL		3	11	79%	14
SOMA MEDICAL CENTER, PA #4 FLORIDA MANGO			14	100%	14
GNT ASSOCIATES		13	1	7%	14
FIRST CHOICE PEDIATRICS WINTER SPRINGS		12	2	14%	14
CVS MINUTE CLINIC DIAGNOSTIC OF WISCONSIN		14			14
HAVEN HOSPICE IN CHIEFLAND		9	5	36%	14
POLK CHD BARTOW		13	1	7%	14
SIGMUND LABS LLC		14			14
MINUTECLINIC, LLC #1586		11	3	21%	14
MC DIAGNOSTIC OF CONNECTICUT, PC #1960		14			14
NIGHT OWL PEDIATRICS URGENT CARE			14	100%	14
STEWART MELBOURNE HOSPITAL, INC	1		13	93%	14
DESOTO HEALTH AND REHAB LLC		9	5	36%	14
ALAN L MELOTEK MD		14			14
GADSDEN REGIONAL MEDICAL CENTER		14			14
SURGERY CENTER OF CORAL GABLES LLC,THE		11	3	21%	14
RIVERSIDE COTTAGES AT THE SHORES, LLC			14	100%	14
BERGEN NEW BRIDGE M		13	1	7%	14
SARNO FAMILY PRACTICE		1	13	93%	14
PT&J REHAB - VILLAGE OF ROYAL PALM BEACH		12	2	14%	14
CVS MINUTE CLINIC, LLC		12	2	14%	14
INHEALTH LIFE SCIENCES		6	8	57%	14
TLC FAMILY CARE HOME INC		14			14
MELBOURNE FAMILY PRACTICE		12	2	14%	14
FG RAPID RESULTS LLC		8	6	43%	14
SOUTHEASTERN LABORATORY			14	100%	14
CVS NC4165POCT BREVARD		8	6	43%	14
MONTEFIORE MEDICAL CENTER LABORATORIES - WEILER		10	4	29%	14
LUCID DIAGNOSTICS LABS			14	100%	14
HEALTHFIRST ADVENT HEALTH CENTRA CARE COCOA BEACH			14	100%	14
EPIPHANY HEALTH		8	6	43%	14
BOCA SIMON		2	12	86%	14

COVID-19: testing by laboratory

Data through Apr 2, 2021 verified as of Apr 3, 2021 at 09:25 AM

Data in this report are provisional and subject to change.

The numbers in the table below represent the number of Florida and non-Florida residents for whom test results were received by the Department of Health. A person can be tested by more than one laboratory and can have both positive and negative results. **Therefore, the sum of the numbers in each column will be larger than the total number of people tested.**

Reporting lab	Inconclusive	Negative	Positive	Percent positive	Total
GRADY HEALTH SYSTEM		14			14
ENCOMPASS HEALTH REHABILITATION HOSPITAL OF MIAMI		13	1	7%	14
The Evangelical Lutheran Good Samaritan Society		14			14
GUIDEWELL EMERGENCY MEDICINE DOCTORS LLC #33		8	6	43%	14
TALLAHASSEE PRIMARY CARE ASSOCIATES PA		12	2	14%	14
SEBRING PEDIATRICS LLC			14	100%	14
INTEGRATED FAMILY MEDICAL CENTER			14	100%	14
OPIS ISLAND LAKE CENTER		13	1	7%	14
COMPREHENSIVE CHILDCARE ASSOCIATES		8	6	43%	14
MINUTECLINIC INCORPORATE, LLC		11	3	21%	14
WALGREENS #07936		13	1	7%	14
FAMILY PRACTICE ON THE GO		6	8	57%	14
MAIMONIDES MEDICAL CENTER		11	3	21%	14
MADISON COUNTY HEALTH DEPARTMENT		7	7	50%	14
ACCESS HOME HEALTH OF FLORIDA LLC		14			14
LPG PRIMARY CARE AT MATTHEW DRIVE		14			14
PARROTT MEDICAL CLINIC			14	100%	14
CVS TN5639POCT FARRAGUT		11	3	21%	14
SOUTHEASTERN UNIVERSITY INC		14			14
CARENOW URGENT CARE-WEST END		9	5	36%	14
SARASOTA - ROBERT L TAYLOR COMMUNITY CENTER□		1	13	93%	14
ENCOMPASS HEALTH REHABILITATION		12	2	14%	14
ALASKA PUBLIC HEALTH LAB		1	13	93%	14
ARNOT OGDEN MEDICAL CENTER LABORATORY		14			14
MINUTE CLINIC DIAGNOSTIC OF TEXAS, LLC		14			14
Terrace of Jacksonville			14	100%	14
CVS NY491POCT JACKSON HEIGHTS		14			14
ST CLOUD MEDICAL GROUP		12	2	14%	14
MINUTE CLINIC LLC #5733		14			14
MINUTECLINIC DIAGNOSTIC OF TN, PC 4992		14			14
NORTHERN WESTCHESTER HOSPITAL LABORATORY		12	2	14%	14
FAMILY MEDICINE OF WESTON LLC		6	8	57%	14
PREMIUM HEALTH CARE			14	100%	14
NORTHWESTERN MEMORIAL HOSPITAL			14	100%	14
MINUTECLINIC DIAGNOSTIC OF VIRGINIA, LLC #1416		13	1	7%	14
MINUTECLINIC DIAGNOSTIC OF SC, LLC #2		12	1	8%	13
CORAL LANDING ASSISTED LIVING		11	2	15%	13
BROOKLYN HOSPITAL CENTER DOWNTOWN CAMPUS		13			13
AVALON MEDICAL WALK IN CLINIC			13	100%	13
HARBOR CHASE OF JACKSONVILLE			13	100%	13
LIFELINK TISSUE BANK D/B/A LIFELINK TISSUE BANK		12	1	8%	13
MINUTE CLINIC LLC #2775		12	1	8%	13
EMORY CRAWFORD LONG HOSPITAL LABORATOR		12	1	8%	13
ORMOND MEDICAL ARTS		3	10	77%	13
HAWTHORNE INN OF LAKE LAND		13			13
LILY'S PROMISE AL#12775		13			13
EAR NOSE AND THROAT ASSOCIATES OF MANATEE, P.A.		10	3	23%	13

COVID-19: testing by laboratory

Data through Apr 2, 2021 verified as of Apr 3, 2021 at 09:25 AM

Data in this report are provisional and subject to change.

The numbers in the table below represent the number of Florida and non-Florida residents for whom test results were received by the Department of Health. A person can be tested by more than one laboratory and can have both positive and negative results. **Therefore, the sum of the numbers in each column will be larger than the total number of people tested.**

Reporting lab	Inconclusive	Negative	Positive	Percent positive	Total
AVENTURA HOSPITAL AND MEDICAL CENTER			13	100%	13
DELIVER MY MEDS CORP		13			13
ESCAMBIA COMMUNITY CLINIC		2	11	85%	13
FLORIDA STATE HOSPITAL			13	100%	13
Hackensack Umc Mountainside		12	1	8%	13
SOUTHEAST FAMILY HEALTHCARE CENTER			13	100%	13
MED TECH SERVICES OF PALM BEACH INC		13			13
MINUTECLINIC DIAGNOSTIC OF RHODE ISLAND		10	3	23%	13
IN-OFFICE LAB		12	1	8%	13
ORCHID COVE		3	10	77%	13
RIVERSIDE MEDICAL GROUP		12	1	8%	13
MAINSTREET FAMILY SELECT		1	12	92%	13
VILLA OF KINGS AND QUEENS OF DELRAY		13			13
VALDOSTA FAMILY MEDICINE		1	12	92%	13
CVS MINUTE CLINIC DIAGNOSTIC MED GRP OF CA		13			13
CVS MINUTE CLINIC DIAGNOSTIC OF TEXAS, LLC		10	3	23%	13
LAKELAND REGIONAL HEALTH GRASSLANDS		12	1	8%	13
PHELPS HOSPITAL LABORATORY		11	2	15%	13
CVS MINUTE CLINIC DIAGNOSTIC PA		10	3	23%	13
MINUTECLINIC DIAGNOSTIC OF TN, PC 6438		11	2	15%	13
PARKWEST MEDICAL CENTER		11	2	15%	13
WORLD WRESTLING ENTERTAINMENT			13	100%	13
MEDLAB INC		13			13
CULINARY INSTITUTE OF AMERICA STUDENT	3	10			13
CLINICAL LABORATORY SERVICES			13	100%	13
NATIONAL GENETICS INST LABCORP		4	9	69%	13
VRL EUROFINs - HAWAII		13			13
PROHEALTH CARE ASSOCIATES MOBILE		10	3	23%	13
Sunnyside Care Center		13			13
HORIZON MEDICAL GROUP		11	2	15%	13
URGENT MEDICAL CENTER INC		5	8	62%	13
DYNAMIC DNA LAB		1	12	92%	13
INFEXIONSHIELD INC.		13			13
EFFINGER HEALTH, PA		13			13
CROSS CARE CENTER			13	100%	13
BRONSON FIRE DEPARTMENT		13			13
GLENBROOKE AT PALM BAY			13	100%	13
BAPTIST PRIMARY CARE PONTE VEDRA		7	6	46%	13
MINUTECLINIC, LLC, DBA MINUTECLINIC #6		13			13
COVANCE CENTRAL LABORATORY			13	100%	13
BROOKDALE DELAND			13	100%	13
SHELBY COUNTY HEALTH CARE CORPORATION		10	3	23%	13
JOHNS HOPKINS MEDICAL LABORATORIES		1	12	92%	13
DEVEREUX FLORIDA CHILDRENS CENTER			13	100%	13
ROCKLEDGE		3	10	77%	13
BARRANCO CLINIC,THE	3	9	1	8%	13
BELLEVUE HOSPITAL CENTER DEPARTMENT		13			13

COVID-19: testing by laboratory

Data through Apr 2, 2021 verified as of Apr 3, 2021 at 09:25 AM

Data in this report are provisional and subject to change.

The numbers in the table below represent the number of Florida and non-Florida residents for whom test results were received by the Department of Health. A person can be tested by more than one laboratory and can have both positive and negative results. **Therefore, the sum of the numbers in each column will be larger than the total number of people tested.**

Reporting lab	Inconclusive	Negative	Positive	Percent positive	Total
LIFE'S SPECIAL MOMENTS INC		13			13
MONTEFIORE NYACK HOSPITAL AFFILIATED LABORATORY		12	1	8%	13
STATEN ISLAND UNIVERSITY HOSPITAL SEGUINE AVE		12	1	8%	13
THE PLAZA AT PARKSQUARE		13			13
VIGILINT HEALTHCARE		10	2	17%	12
NEW YORK PRESBYTERIAN - LOWER MANHATTAN		12			12
MC DIAGNOSTIC OF CONNECTICUT PC #459		12			12
METHODIST MEDICAL CENTER		9	3	25%	12
FLORIDA DEPARTMENT OF HEALTH WASHINGTON COUNTY		7	5	42%	12
MC DIAGNOSTIC OF CONNECTICUT, PC # 257		11	1	8%	12
MEDEXPRESS URGENT CARE - MONROE		12			12
CARE FAST MURABELLA		7	5	42%	12
BAPTIST HEALTH			12	100%	12
WOODLAND TOWERS		6	6	50%	12
CVS MINUTE CLINIC DIAGNOSTIC OF VIRGINIA		12			12
SUMMIT ATLANTIC SURGERY CENTER		12			12
CARROLL GARDENS URGENT CARE		12			12
THE POTTER'S HOUSE AT CANNON POINT		12			12
FAMILY MEDICINE AT LONGWOOD			12	100%	12
LAB UNKNOWN		1	11	92%	12
GULF COAST MEDICAL GROUP		5	7	58%	12
AEGIS MEDICAL GROUP, LLC		12			12
WELLMED AT PORT ST LUCIE WEST		8	4	33%	12
MERCY MEDICAL CENTER		5	7	58%	12
GENESIS		8	4	33%	12
MINUTECLINIC DIAGNOSTIC OF NORTH CAROLINA, PC		11	1	8%	12
FAMILY MEDICINE AT HUNTERS CREEK		12			12
CVS MINUTE CLINIC DIAGNOSTIC OF TN #3293		11	1	8%	12
CVS NC2357POCT HUNTERSVILLE		10	2	17%	12
PROMUS DIAGNOSTICS, LLC			12	100%	12
MEDEXPRESS URGENT CARE - CHRISTIANBURG		8	4	33%	12
VERITAS RESEARCH CORP			12	100%	12
RUSSELL MEDICAL CENTER		11	1	8%	12
BAYONET POINT HOSPITAL			12	100%	12
CARDIOTHORACIC SURGERY OF HYDE PARK			12	100%	12
COLLIER COUNTY HEALTH DEPT.		7	5	42%	12
GAMMA DIAGNOSTIC LAB LLC			12	100%	12
MINUTECLINIC DIAGNOSTIC OF ILLINOIS LL		10	2	17%	12
LIFE CARE OF PORT SAINT LUCIE		3	9	75%	12
GLEN OAKS HEALTH AND REHABILITATION CENTER			12	100%	12
MI2297090CV HOLLAND-23D2189684		12			12
CVS NC187POCT CHARLOTTE		11	1	8%	12
URGENT TEAM MANAGEMENT OF TENNESSEE		10	2	17%	12
NAPLES GREEN VILLAGE		12			12
CARLOS PORTU MD, PLLC			12	100%	12
CITY OF LAKE MARY EMPLOYEE HEALTH CENTER		10	2	17%	12
MINUTECLINIC, LLC #1492		12			12

COVID-19: testing by laboratory

Data through Apr 2, 2021 verified as of Apr 3, 2021 at 09:25 AM

Data in this report are provisional and subject to change.

The numbers in the table below represent the number of Florida and non-Florida residents for whom test results were received by the Department of Health. A person can be tested by more than one laboratory and can have both positive and negative results. **Therefore, the sum of the numbers in each column will be larger than the total number of people tested.**

Reporting lab	Inconclusive	Negative	Positive	Percent positive	Total
RICHMOND UNIVERSITY MEDICAL CENTER		10	2	17%	12
SONORA QUEST LABORATORIES			12	100%	12
SAMARITAN MEDICAL CENTER		12			12
ST PETER'S UNIVERSITY HOSPITAL		9	3	25%	12
MINUTE CLINIC DIAGNOSTIC OF SC, LLC #42		11	1	8%	12
MEDEXPRESS URGENT CARE-ALTOONA		10	2	17%	12
J AND J VISTAKON EMPLOYEE HEALTH CENTER		11	1	8%	12
Lady Lake Specialty Care			12	100%	12
MERIDIAN AT WATERWAYS, THE		10	2	17%	12
TMH PHYSICIAN PARTNERS - MONTICELLO		10	2	17%	12
MIRACLE ALF INC		12			12
ADVENTHEALTH MEDICAL GROUP CARE CLINIC AT		8	4	33%	12
LEON CHD		12			12
CITY OF WEST PALM BEACH EMPLOYEE & FAMILY HEALTH		12			12
HAVEN HOSPICE			12	100%	12
BROOKDALE CITRUS			12	100%	12
VENICE URGENT CARE - GULF COAST			12	100%	12
CARENOW URGENT CARE-DONELSON		9	3	25%	12
CVS TN5601POCT LENOIR CITY		10	2	17%	12
BROWARD DIALYSIS			12	100%	12
MEDLABS DIAGNOSTICS		10	2	17%	12
CVS PHARMACY			12	100%	12
IGENEX INC		12			12
DEPARTMENT OF PUBLIC HEALTH		12			12
OHIO STATE UNIVERSITY MEDICAL CENTER			12	100%	12
MEDEXPRESS URGENT CARE CHARLESTON		8	4	33%	12
BRITO MEDICAL CENTER		10	2	17%	12
MHHS All Lab Subsection		12			12
APPLE DIAGNOSTICS LAB		5	7	58%	12
FLORIDA DEPT OF HEALTH		4	8	67%	12
VIBRANT AMERICA		10	2	17%	12
ACADIAN DIAGNOSTIC LABORATORIES		8	4	33%	12
SUWANNEE COUNTY JAIL		11	1	8%	12
PANCARE HEALTH - WEWA ELEMENTARY			12	100%	12
IREPERTOIRE_MOL_LAB		12			12
MEDI-DRUG INC		11	1	8%	12
FHCP-PORT ORANGE		3	9	75%	12
RED MOUNTAIN DIAGNOSTICS		12			12
SOMA MEDICAL CENTER, P.A.			12	100%	12
GEORGE W FERGUSON MD-CONCIERGE MEDICAL SERVICES PL		11	1	8%	12
DAVID LAWRENCE CENTER INC		10	2	17%	12
SENIOR HOME CARE INC		12			12
VILLA HEALTH NH LLC		10	2	17%	12
TGH URGENT CARE - WESLEY CHAPEL			12	100%	12
MINUTECLINIC DIAGNOSTIC OF PA, LLC (1036)		9	2	18%	11
LAKE CO SCHOOLS EMPLOYEE HEALTH & WELLNESS CENTER	1	7	3	27%	11
ADVENTIST HEALTH SYSTEM FLORIDA DEPT OF HEALTH		7	4	36%	11

COVID-19: testing by laboratory

Data through Apr 2, 2021 verified as of Apr 3, 2021 at 09:25 AM

Data in this report are provisional and subject to change.

The numbers in the table below represent the number of Florida and non-Florida residents for whom test results were received by the Department of Health. A person can be tested by more than one laboratory and can have both positive and negative results. **Therefore, the sum of the numbers in each column will be larger than the total number of people tested.**

Reporting lab	Inconclusive	Negative	Positive	Percent positive	Total
GRACE COMMUNITY PHARMACY		1	10	91%	11
ILLINOIS DEPT OF PUBLIC HEALTH LAB - SPRINGFIELD			11	100%	11
ASSOCIATES IN MEDICINE		7	4	36%	11
WELLMED AT SOUTH PARSONS		9	2	18%	11
NORTH OKALOOSA PHYSICIAN GROUP		10	1	9%	11
ACCENTCARE		11			11
ELITE HOME HEALTH SERVICES		11			11
PEPIN ACADEMIES-PASCO		11			11
MEDICAL CENTER AFFILIATES WEST PALM			11	100%	11
TROPICANA		5	6	55%	11
ALACHUA			11	100%	11
ST. PETERSBURG PEDIATRICS			11	100%	11
WESTPAC LABS INC	1		10	91%	11
SUNCOAST COMMUNITY HEALTH CENTERS INC		2	9	82%	11
MINUTECLINIC DIAGNOSTIC OF OKLAHOMA		9	2	18%	11
CROSSROADS URGENT CARE, PLLC		11			11
MINUTECLINIC LLC (1435)		10	1	9%	11
45TH 1		11			11
CLEVELAND TENNESSEE HOSPITAL COMPANY		10	1	9%	11
MINUTECLINIC DIAGNOSTIC OF NEW MEXICO		11			11
CVS HEALTH MINUTE CLINIC		1	10	91%	11
Rosewood Healthcare and Rehabilitation Center		5	6	55%	11
BOCA RATON REGIONAL HOSPITAL LAB			11	100%	11
CAN COMMUNITY HEALTH, INC		10	1	9%	11
UMHC/SYLVESTER AT KENDALL		1	10	91%	11
ORLANDO FAMILY MEDICAL INC		11			11
MEYER PEDIATRICS CHTD		11			11
ATMORE NURSING CENTER		10	1	9%	11
ASSOCIATES MD CYPRESS CREEK			11	100%	11
MEDEXPRESS URGENT CARE - PANTOPS		10	1	9%	11
Solaris Healthcare Pensacola			11	100%	11
TINA'S ASSISTED LIVING FACILITY CORP		11			11
MOUNT DORA PEDIATRICS		9	2	18%	11
MINUTECLINIC DIAGNOSTIC OF MAINE, LLC		9	2	18%	11
MEDEXPRESS URGENT CARE - BENTON HARBOR		11			11
NIGHT LITE PEDIATRICS CENTER, LLC		1	10	91%	11
COLLIER HMA PHYSICIAN MANAGEMENT, LLC		2	9	82%	11
ST MARYS MEDICAL CENTER			11	100%	11
HEALTH NETWORK LABORATORIES		7	4	36%	11
ST JOSEPH WOMENS HOSPITAL			11	100%	11
PRIMECARE ACQUISITION FAMILY PRACTICE INC		11			11
GENOPTIX MEDICAL LABORATORY		10	1	9%	11
WINTER PARK CARE AND REHABILITATION			11	100%	11
PALM BEACH PATHOLOGY		9	2	18%	11
Signature Healthcare of Savannah		11			11
ALCOVE ASSISTED LIVING FACILITY		11			11
MINUTECLINIC, LLC #244		10	1	9%	11

COVID-19: testing by laboratory

Data through Apr 2, 2021 verified as of Apr 3, 2021 at 09:25 AM

Data in this report are provisional and subject to change.

The numbers in the table below represent the number of Florida and non-Florida residents for whom test results were received by the Department of Health. A person can be tested by more than one laboratory and can have both positive and negative results. **Therefore, the sum of the numbers in each column will be larger than the total number of people tested.**

Reporting lab	Inconclusive	Negative	Positive	Percent positive	Total
MEDEXPRESS URGENT CARE-LATROBE		10	1	9%	11
VIRTUA WEST JERSEY HOSPITAL VOORHEES		9	2	18%	11
JOHN W NORRIS III MD PA	1		10	91%	11
HNL LAB MEDICINE		8	3	27%	11
MINUTECLINIC, LLC #1470		10	1	9%	11
CVS CA9165POCT SAN DIEGO		11			11
AZALEA HEALTH		2	9	82%	11
LONGWOOD PEDIATRICS LLC			11	100%	11
CVS MINUTE CLINIC DIAGNOSTIC PA #3060		9	2	18%	11
MONROE COUNTY HOSPITAL		8	3	27%	11
BIOTECH CLINICAL LABORATORIES, INC.		1	10	91%	11
VITAS HEALTH INC		5	6	55%	11
CONSULATE HEALTH CARE OF PENSACOLA			11	100%	11
St Joseph's Hospital & Medical Center		10	1	9%	11
LANE PEDIATRICS PA		1	10	91%	11
MINUTE CLINIC OF KANSAS PA		6	5	45%	11
PRIME MEDICAL CARE, LLC		11			11
SEMORAN FAMILY HEALTH LLC		10	1	9%	11
CARINGTON MANOR		11			11
ANYLABTEST NOW		4	7	64%	11
TELEVISIT PALM BAY FAMILY PRACTICE		9	2	18%	11
THE TERRACE OF SAINT CLOUD		9	2	18%	11
BRIDGE DIAGNOSTICS			11	100%	11
DYNAMIC HEALTH CENTERS INC		7	4	36%	11
DMH STEINHATCHEE FAMILY MEDICINE		8	3	27%	11
PINELLAS COUNTY HEALTH DEPARTMENT		2	9	82%	11
CVS MINUTE CLINIC DIAGNOSTIC OF TEXAS,LLC		9	2	18%	11
HIRAM COLLEGE HEALTH CENTER (ABBOTT)		11			11
MINUTECLINIC, LLC, DBA MINUTECLINIC #2		9	2	18%	11
ORANGE PARK PEDIATRIC ASSOCIATES		1	10	91%	11
AU MEDICAL CENTER, INC	1	9	1	9%	11
WATSON HEALTHCARE		8	3	27%	11
MEDEXPRESS URGENT CARE MONACA		11			11
CARENOW URGENT CARE-HERMITAGE		7	4	36%	11
St. Annes Nursing Center, St. Annes Residence, Inc.		11			11
CREATIVE TESTING SOLUTIONS		4	7	64%	11
REDMED CLINIC OF ARLINGTON		10	1	9%	11
AIM LABORATORIES			11	100%	11
APPALACHIAN REGIONAL HEALTHCARE SYSTEM		10	1	9%	11
WANTAGH URGENT CARE		8	3	27%	11
MISSOURI DEPARTMENT OF HEALTH AND SENIOR SERVICES			11	100%	11
UNIVERSITY CENTRA CARE		10	1	9%	11
GRAND VILLA OF PALM COAST		11			11
PHYSICIANS REGIONAL MEDICAL CTR - COLLIER BLVD			11	100%	11
ENCORE AT BOCA RATON, THE			10	100%	10
SUPERIOR RESIDENCES OF CLERMONT		2	8	80%	10
NEMOURS CHILDREN'S URGENT			10	100%	10

COVID-19: testing by laboratory

Data through Apr 2, 2021 verified as of Apr 3, 2021 at 09:25 AM

Data in this report are provisional and subject to change.

The numbers in the table below represent the number of Florida and non-Florida residents for whom test results were received by the Department of Health. A person can be tested by more than one laboratory and can have both positive and negative results. **Therefore, the sum of the numbers in each column will be larger than the total number of people tested.**

Reporting lab	Inconclusive	Negative	Positive	Percent positive	Total
COMMUNITY HEALTH CENTER		2	8	80%	10
ONEIDA HEALTHCARE CENTER		8	2	20%	10
MINUTECLINIC, LLC, DBA MINUTECLINIC #6106		8	2	20%	10
UF HEALTH		1	9	90%	10
Westchester General Hospital			10	100%	10
BROOKDALE PANAMA CITY		9	1	10%	10
UNIVERSITY HOSPITALS OF CLEVELAND		5	5	50%	10
ST LUKES ROOSEVELT LABORATORY		8	2	20%	10
ACCESS PHARMACY		10			10
PLYMOUTH HARBOR INCORPORATED		9	1	10%	10
CENTRAL FLORIDA HEALTH SERVICES		7	3	30%	10
UNIVERSITY OF MIAMI MILLER SCHOOL OF MEDICINE			10	100%	10
CHRISTUS ST VINCENT LABORATORY - ZIA		10			10
SAVANNAH MANOR ASSISTED LIVING COMMUNITY			10	100%	10
BERRYHILL MANOR		10			10
FG RAPID		9	1	10%	10
TENNESSEE DEPARTMENT OF HEALTH (TDH) - CENTRAL LABORATORY		2	8	80%	10
CORONA PATHOLOGY		10			10
AMERICAN HOUSE FORT MYERS		10			10
MC DIAGNOSTIC OF CONNECTICUT, PC #1966		10			10
PBC PREMIER FAMILY HEALTH			10	100%	10
WALGREENS_COCONUT CREEK		7	3	30%	10
FLORIDA CLINICAL LAB		1	9	90%	10
ST CLOUD COMPOUNDING PHARMACY & WELLNESS CENTER		9	1	10%	10
MINUTE-CLINIC DIAGNOSTIC OF VIRGINIA, LLC		10			10
KEY TRAINING CENTER			10	100%	10
VETERNANS ADMINISTRATION			10	100%	10
ADVENTHEALTH MEDICAL GROUP PEDIATRIC & ADOLESCENT		9	1	10%	10
MINUTE CLINIC LLC #5706		9	1	10%	10
MEDEX REGIONAL LABORATORIES LLC		1	9	90%	10
MINUTECLINIC DIAGNOSTIC OF NORTH CAROLINA PC #5341		7	3	30%	10
NOT INDICATED		1	9	90%	10
MEDEXPRESS URGENT CARE - SALEM		6	4	40%	10
CITY OF TALLAHASSEE		10			10
WALGREEN #6538		10			10
BETH ISRAEL MEDICAL CENTER LABS		9	1	10%	10
NEW JERSEY DEPARTMENT OF HEALTH COMMUNICABLE DISEASE SERVICE		3	7	70%	10
CVS SC7556POCT WEST COLUMBIA		9	1	10%	10
THE MARY IMOGENE BASSETT HOSPITAL		10			10
LUXOR SCIENTIFIC LLC		1	9	90%	10
MINUTECLINIC DIAGNOSTIC OF MINNESOTA		10			10
DES PLAINES CLINICAL LAB		3	7	70%	10
URGENT CARE CENTER AT PINNACLE		4	6	60%	10
PALM BEACH CDH - DELRAY BEACH			10	100%	10
CENTRAL JERSEY URGENT CARE OF EATONTOW		9	1	10%	10
MEDEXPRESS URGENT CARE-KATY		7	3	30%	10
ARBORS OF GULF BREEZE, THE		8	2	20%	10

COVID-19: testing by laboratory

Data through Apr 2, 2021 verified as of Apr 3, 2021 at 09:25 AM

Data in this report are provisional and subject to change.

The numbers in the table below represent the number of Florida and non-Florida residents for whom test results were received by the Department of Health. A person can be tested by more than one laboratory and can have both positive and negative results. **Therefore, the sum of the numbers in each column will be larger than the total number of people tested.**

Reporting lab	Inconclusive	Negative	Positive	Percent positive	Total
BEAUMONT LABORATORY			10	100%	10
KIDSVILLE PEDIATRICS			10	100%	10
EMERGENCY MEDICAL CENTER		4	6	60%	10
MINUTE CLINIC LLC #6765		10			10
MINUTECLINIC DIAGNOSTIC OF NEW JERSEY,		9	1	10%	10
MOSOLF PEDIATRICS			10	100%	10
MINUTECLINIC DIAGNOSTIC OF TN PC #643		7	3	30%	10
CVS PA1671POCT LANCASTER		10			10
MAINSTREET FAMILY CARE			10	100%	10
CARENOW URGENT CARE - EAST NASHVILLE		8	2	20%	10
Avalon Healthcare and Rehabilitation Center			10	100%	10
METHODIST HOSPITAL			10	100%	10
Manor Care of Dunedin		7	3	30%	10
HIGH TOWER ALF LLC		9	1	10%	10
AFC URGENT CARE - CEDAR GROVE		10			10
VITALANT		1	9	90%	10
VASCONCELLO COHEN MD PA		9	1	10%	10
MOLECULAR PATHOLOGY LABORATORY			10	100%	10
MINUTECLINIC DIAGNOSTICS OF IND, LLC		10			10
LAKE NONA MEDICAL SERVICES		3	7	70%	10
LAKE BALDWIN CBOC		9	1	10%	10
SUFFRIDGE DRIVE GROUP HOME		10			10
MINUTE-CLINIC DIAGNOSTIC OF VIRGINIA, LLC #2003		7	3	30%	10
CBC LAB		3	7	70%	10
RPC@HODGES		2	8	80%	10
MEDEXPRESS URGENT CARE - BEECH GROVE		9	1	10%	10
NORTHSIDE HOSPITAL FORSYTH		9	1	10%	10
GOOD SAMARITAN MEDICAL CENTER			10	100%	10
SAMARITAN HOSPITAL LABORATORY		9	1	10%	10
MINUTECLINIC, LLC #4682		5	5	50%	10
ISLAND COAST PEDIATRICS IN-HOUSE LAB		10			10
CVS MINUTE CLINIC DIAG OF IND, LLC #6549		10			10
FLEMING ISLAND CENTER FOR CLINICAL RESEARCH		10			10
GLADES COUNTY DETENTION CENTER		1	9	90%	10
PHASE2 LABS	2	6	2	20%	10
NATURE COAST REGIONAL MEDICAL CENTER		1	9	90%	10
OKLAHOMA STATE DEPARTMENT OF HEALTH-PUBLIC HEALTH LABORATORY			10	100%	10
KEY WEST URGENT CARE, INC		3	7	70%	10
Maury Regional Hospital		6	4	40%	10
BROWARD HEALTH CARE			10	100%	10
MEDEXPRESS URGENT CARE PARKERSBURG		8	2	20%	10
MEDICAL LABORATORY DIAGNOSTICS			10	100%	10
TREASURE COAST URGENT & FAMILY CARE			10	100%	10
BLOOMIN BRANDS WELLNESS CENTER		9	1	10%	10
PANCARE HEALTH - VERNON ELEMENTARY			10	100%	10
FAMILY HEALTH CENTER AT PORT ST JOHN		4	6	60%	10
CVS HEALTH, #2043		10			10

COVID-19: testing by laboratory

Data through Apr 2, 2021 verified as of Apr 3, 2021 at 09:25 AM

Data in this report are provisional and subject to change.

The numbers in the table below represent the number of Florida and non-Florida residents for whom test results were received by the Department of Health. A person can be tested by more than one laboratory and can have both positive and negative results. **Therefore, the sum of the numbers in each column will be larger than the total number of people tested.**

Reporting lab	Inconclusive	Negative	Positive	Percent positive	Total
CHILDREN'S HEALTHCARE OF ATLANTA/EGLESTON		10			10
BELLE GLADES HEALTH CLINIC			10	100%	10
MINUTECLINIC DIAG OF IND, LLC #6697		10			10
MEDEXPRESS URGENT CARE - WINCHESTER GATEWAY		8	2	20%	10
NEW HAMPSHIRE DEPARTMENT OF HEALTH AND HUMAN SERVICES		3	7	70%	10
KR AT COLLEGE HARBOR		10			10
CVS MINUTE CLINIC DIAGNOSTIC		9	1	10%	10
PRORENATA LABS		2	8	80%	10
SOMA MEDICAL CENTER PA #4			10	100%	10
ALABAMA DEPARTMENT OF PUBLIC HEALTH		1	9	90%	10
NORTON HEALTHCARE			10	100%	10
MINUTE CLINIC LLC # 2033		9	1	10%	10
ORLANDO MEDICAL CENTER PL		1	9	90%	10
VENICE GREEN VILLAGE		3	7	70%	10
CVS PA6902POCT BRYN MAWR		8	2	20%	10
HCR MANORCARE		10			10
MEDEXPRESS ELKINS		9			9
SOUTH FLORIDA ENT ASSOCIATES, INC			9	100%	9
UHEALTH UNIVERSITY OF MIAMI			9	100%	9
MINUTE CLINIC INCORPORTE		9			9
ANY LAB TEST NOW INC			9	100%	9
MINUTECLINIC DIAGNOSTIC OF NEW JERSEY, LLC # 7069		9			9
CARENOW URGENT CARE-GREEN HILLS		9			9
DOCTORS EXPRESS OF ST PETERSBURG		1	8	89%	9
ALBION COLLEGE (ABBOTT)		9			9
DOH-TAMPA BRANCH LABORATORY (MLK BLVD)		4	5	56%	9
MC DIAGNOSTIC OF CONNECTICUT , PC # 3		7	2	22%	9
CVS MINUTE CLINIC DIAGNOSTIC MED GRP OF SAN		7	2	22%	9
MINUTECLINIC DIAGNOSTIC OF TN PC #5671		5	4	44%	9
THRIF-T DRUGS INC		8	1	11%	9
PRECISION GENETICS			9	100%	9
BEAUMONT EMERGENCY CENTER			9	100%	9
CVS TX10016POCT PRINCETON		9			9
Atlanta VAMC		6	3	33%	9
WINTER PARK INTERNAL MEDICINE MD PA		7	2	22%	9
CVS PHARMACY NO 274		9			9
ROSECASTLE			9	100%	9
WADSWORTH CENTER - DAVID AXELROD INSTITUTE		8	1	11%	9
CVS DC1340POCT WASHINGTON		9			9
MEDEXPRESS URGENT CARE - MAPLE DRIVE		8	1	11%	9
PUTNAM FAMILY CARE INC		3	6	67%	9
NITIN BAWA PROFESSIONAL ASSOCIATES			9	100%	9
GCPM MANUAL MICROBIOLOGY		1	8	89%	9
ILLINOIS DEPARTMENT OF PUBLIC HEALTH		1	8	89%	9
MAGNOLIA MANOR			9	100%	9
BAYFRONT HEALTH ST PETERSBURG		8	1	11%	9
SUNCREST OMNI		9			9

COVID-19: testing by laboratory

Data through Apr 2, 2021 verified as of Apr 3, 2021 at 09:25 AM

Data in this report are provisional and subject to change.

The numbers in the table below represent the number of Florida and non-Florida residents for whom test results were received by the Department of Health. A person can be tested by more than one laboratory and can have both positive and negative results. **Therefore, the sum of the numbers in each column will be larger than the total number of people tested.**

Reporting lab	Inconclusive	Negative	Positive	Percent positive	Total
NORTHWEST FLORIDA COMMUNITY HOSPITAL LABORATORY		8	1	11%	9
CVS CA9715POCT THOUSAND OAKS		9			9
ENCOMPASS HOME HEALTH OF THE SOUTHEAST LLC□		9			9
LAWRENCE TECHNOLOGICAL UNIVERSITY		9			9
MINUTECLINIC DIAGNOSTIC OF TN PC #242		6	3	33%	9
GRAND VILLA OF SARASOTA		8	1	11%	9
DIXITKUMAR N MODI MD PA			9	100%	9
RIVERVIEW REGIONAL MEDICAL CENTER		7	2	22%	9
QUEENS UNIVERSITY OF CHARLOTTE		9			9
CVS CT1123POCT SOUTHBURY		9			9
FLORIDA HOSPITAL WINTER PARK		7	2	22%	9
MINUTECLINIC #2860		6	3	33%	9
MEDEXPRESS URGENT CARE - SWANSEA, N ILLINOIS ST		8	1	11%	9
LOREY ALF		9			9
ST VINCENT'S CHILTON		7	2	22%	9
TIFT REGIONAL HEALTH SYSTEM, INC		9			9
WESTCHESTER GENERAL HOSPITAL BLOOD GAS LAB			9	100%	9
MOBILE RESPONSE DIAGNOSTICS LLC		8	1	11%	9
SELECT PHYSICIANS ALLIANCE		9			9
MEDEXPRESS URGENT CARE - FORT WORTH S		8	1	11%	9
REMISE OCCUPATIONAL HEALTH SOLUTIONS INC			9	100%	9
MINUTE CLINIC LLC #1448		8	1	11%	9
CARENOW URGENT CARE-MT JULIET		8	1	11%	9
HEALTH AND WELLNESS CENTER		1	8	89%	9
NIGHT LITE PEDIATRICS CENTER		1	8	89%	9
WINDSOR OF GAINESVILLE		9			9
CVS MO8590POCT KANSAS CITY		5	4	44%	9
BRENNITY AT VERO BEACH, THE			9	100%	9
CVS TX8351POCT BEAUMONT		8	1	11%	9
VETERANS AFFAIRS MEDICAL CENTER - OUTPATIENT			9	100%	9
CHEMISYS LABORATORIES		1	8	89%	9
MEDICANA NURSING AND REHAB CENTER			9	100%	9
BUENA VIDA ESTATES			9	100%	9
CVS NJ617POCT CEDAR GROVE		8	1	11%	9
ALLIANCE HEALTH AND REHABILITATION CENTER		9			9
MIDMICHIGAN MEDICAL CENTER			9	100%	9
Fouraker Hills Rehab and Nursing			9	100%	9
MEDEXPRESS URGENT CARE - WASHINGTON		7	2	22%	9
MINUTECLINIC #8760		9			9
UNIVERSITY MEDICAL CENTER		8	1	11%	9
FLORIDA MENTOR		7	2	22%	9
NEMOURS CHILDREN'S PRIMARY CARE VERO BEACH			9	100%	9
NASCAR EVENT MANAGEMENT, LLC		9			9
MIAMI COMPREHENSIVE MEDICINE GROUP PA		4	5	56%	9
CHILDREN'S HEALTH CENTER INC.		7	2	22%	9
MINUTE CLINIC LLC #10203		7	2	22%	9
PATEL MEDICAL VENTURES		8	1	11%	9

COVID-19: testing by laboratory

Data through Apr 2, 2021 verified as of Apr 3, 2021 at 09:25 AM

Data in this report are provisional and subject to change.

The numbers in the table below represent the number of Florida and non-Florida residents for whom test results were received by the Department of Health. A person can be tested by more than one laboratory and can have both positive and negative results. **Therefore, the sum of the numbers in each column will be larger than the total number of people tested.**

Reporting lab	Inconclusive	Negative	Positive	Percent positive	Total
CLAYMED OF NORTH FLORIDA			9	100%	9
MINUTECLINIC DIAGNOSTIC OF TN PC #240		8	1	11%	9
WESTERN NEW YORK IMMEDIATE MEDICAL CAR		9			9
ETHOS LABORATORIES		7	2	22%	9
MINUTECLINIC DIAGNOSTIC OF TN, PC 6304		7	2	22%	9
MC DIAGNOSTIC OF CONNECTICUT, PC #1043		9			9
VILLAGE PLACE HEALTH AND REHAB		9			9
WINDSOR OF SAN PABLO, THE		6	3	33%	9
COLLIER BLVD HMA PHYSICIAN MANAGEMENT,, LLC			9	100%	9
NORTHSHORE UNIVERSITY HEALTHSYSTEM EVANSTON HOSPITAL LAB			9	100%	9
MINUTECLINIC, LLC, MINUTECLINIC #7637		7	2	22%	9
FLORIDA CENTER FOR DERMATOLOGY LABORATORY			9	100%	9
PASSPORT HEALTH			9	100%	9
ROSEMONT GARDENS INC		9			9
MINUTECLINIC DIAGNOSTIC OF VIRGINIA		9			9
ST JOSEPH'S HOSPITAL NORTH LABORATORY			9	100%	9
CVS MINUTE CLINIC DIAGNOSTIC OF KANSAS, PA		9			9
ORLANDO FAMILY PHYSICIANS INC		5	4	44%	9
Consulate Health Care of Brandon		7	2	22%	9
CURATIVE		1	8	89%	9
MICHIGAN DEPARTMENT OF COMMUNITY HEALTH		1	8	89%	9
FAMILY PRACTICE OF DAVIE INC			9	100%	9
JOHNS HOPKINS ALL CHILDRENS			9	100%	9
ST VINCENT'S ST CLAIR		6	3	33%	9
IMMUNOGENOMICS LLC		6	3	33%	9
LAKE NONA MEDICAL SERVICE LLC		9			9
PALM BAY URGENT CARE PL		1	8	89%	9
CIAN DIAGNOSTICS			9	100%	9
CVS MINUTE CLINIC, LLC #22		8	1	11%	9
SUMTER COUNTY HEALTH DEPARTMENT		4	5	56%	9
MINUTECLINIC DIAGNOSTIC MED GRP OF CA		8	1	11%	9
LAKEVIEW HEALTH SYSTEMS			9	100%	9
UCARE			9	100%	9
WATERFORD AT CREEKSIDE, THE			9	100%	9
ORLANDO HEALTH PHYSICIAN ASSOCIATES		4	5	56%	9
PENSACOLA CLUSTER			9	100%	9
INSPIRED LIVING AT PALM BAY		7	2	22%	9
EMPLOYEE WELLNESS PA			9	100%	9
VISTACARE PHARMACY I		9			9
OUR HOME AT BEACON HILL			9	100%	9
ATHENS VETERINARY DIAGNOSTIC LABORATOR		9			9
OPTUM SILVER LAKES			9	100%	9
PEDIATRIC HEALTH CARE ALLIANCE			9	100%	9
OMNI			9	100%	9
MINUTECLINIC DIAGNOSTIC OF ILLINOIS		7	2	22%	9
FHPG_EXP CARE W HILLSBOROUGH			8	100%	8
CARE ATC - CITY OF BOYNTON BEACH	1	2	5	63%	8

COVID-19: testing by laboratory

Data through Apr 2, 2021 verified as of Apr 3, 2021 at 09:25 AM

Data in this report are provisional and subject to change.

The numbers in the table below represent the number of Florida and non-Florida residents for whom test results were received by the Department of Health. A person can be tested by more than one laboratory and can have both positive and negative results. **Therefore, the sum of the numbers in each column will be larger than the total number of people tested.**

Reporting lab	Inconclusive	Negative	Positive	Percent positive	Total
CVS NC7213POCT MATTHEWS		6	2	25%	8
HEWLETT URGENT CARE, PLLC		8			8
NORTHEAST PEDIATRICS			8	100%	8
OSWEGO HOSPITAL LABORATORY		7	1	13%	8
NORTHSIDE HOSPITAL ATLANTA		3	5	63%	8
THE WOLFF CENTER FOR CHILD & ADOLESCENT HEALTH			8	100%	8
GENEUS DIAGNOSTICS			8	100%	8
STPET		6	2	25%	8
APEX HOME HEALTH CARE		7	1	13%	8
TAPESTRY TALLAHASSEE WALDEN		8			8
CVS PA1074POCT KENNETT SQUARE		7	1	13%	8
CVS NC5591POCT STATESVILLE		7	1	13%	8
DOCTOR'S IN HOUSE LAB			8	100%	8
CVS TX7162POCT HOUSTON		8			8
TRUE HEALTH		5	3	38%	8
GOLDMAN SACHS HEALTH CENTER	1	7			8
VERMONT DEPARTMENT OF HEALTH		1	7	88%	8
EXPRESS TEST			8	100%	8
MINUTECLINIC, LLC #05038		8			8
FOUNTAINVIEW BY FIVE STAR QUALITY CARE		7	1	13%	8
HEALTHMARK REGIONAL HOSPITAL LAB		4	4	50%	8
CVS TX7827POCT ROUND ROCK		8			8
CVS SC4286POCT EASLEY		3	5	63%	8
CIGNA ONSITE HEALTH LLC		2	6	75%	8
ST CLOUD PHYSICIAN MANAGMENT LLC		7	1	13%	8
PALMS WEST HOSPITAL			8	100%	8
MEDEXPRESS URGENT CARE - FAYETTEVILLE		6	2	25%	8
BENNETT PEDIATRICS		8			8
PUTNAM COUNTY EMERGENCY RESCUE SERVICE		5	3	38%	8
DOCTOR'S IN-HOUSE LAB/COMMUNITY HEALTH CENTERS OF PINELLAS – CLEARWATE			8	100%	8
MEDEXPRESS URGENT CARE - BATTLE CREEK		5	3	38%	8
Sunset Lake Health and Rehabilitation Center		8			8
CITYMD		1	7	88%	8
BLOOMINGDALE PEDIATRIC ASSOCIATES PA			8	100%	8
HEALTHPARK MEDICAL CTR NURSING SVC		8			8
EXECUTIVE MEDICAL SERVICES		8			8
BENSONHURST URGENT CARE		8			8
CVS TN2179POCT MURFREESBORO		7	1	13%	8
JUPITER CLINIC			8	100%	8
SYLVESTER AT PLANTATION LABORATORY		7	1	13%	8
SYNEXUS CLINICAL RESEARCH US INC		2	6	75%	8
ORMOND BEACH CENTRA CARE			8	100%	8
DORAL URGENT CARE			8	100%	8
ADVANCED RESEARCH FOR HEALTH IMPROVEMENT		6	2	25%	8
VAIL VALLEY MEDICAL CENTER			8	100%	8
DIAGNOSTIC CLINIC		7	1	13%	8
PALM BEACH COUNTY HEALTH DEPARTMENT LABORATORY			8	100%	8

COVID-19: testing by laboratory

Data through Apr 2, 2021 verified as of Apr 3, 2021 at 09:25 AM

Data in this report are provisional and subject to change.

The numbers in the table below represent the number of Florida and non-Florida residents for whom test results were received by the Department of Health. A person can be tested by more than one laboratory and can have both positive and negative results. **Therefore, the sum of the numbers in each column will be larger than the total number of people tested.**

Reporting lab	Inconclusive	Negative	Positive	Percent positive	Total
ALL CHILDREN'S HOSPITAL		1	7	88%	8
HOLY NAME MEDICAL CENTER	1	6	1	13%	8
URGENT CARE OF LONGWOOD		1	7	88%	8
MINUTECLINIC DIAGNOSTIC OF OHIO #7790		6	2	25%	8
HARBORCHASE OF DR PHILLIPS		7	1	13%	8
LAKE CONWAY URGENT CARE LLC		2	6	75%	8
ARCHBOLD MEMORIAL HOSPITAL/LAB		3	5	63%	8
JX REF LAB			8	100%	8
SOMA MEDICAL CENTER MD PA #7 PEDIATRICS			8	100%	8
CHAPTERS HEALTH HOSPICE		8			8
GOLISANO CHILDREN'S HOSPITAL OF SOUTHWEST FLORIDA		6	2	25%	8
LIFE CARE CITRUS COUNTY			8	100%	8
MEDEXPRESS URGENT CARE - MIDLOTHIAN		7	1	13%	8
PBC FOUND CARE INC			8	100%	8
MEDEXPRESS URGENT CARE - CLARKSBURG		7	1	13%	8
DOTHAN PEDIATRIC CLINIC			8	100%	8
DOH JACKSONVILLE CENTRAL LABORATORY		3	5	63%	8
LOVELACE MEDICAL CENTER		8			8
SLOPESIDE LABS AND TESTING, LLC - THE HIDEOUT AT BUTTERMILK MOUNTAIN		8			8
CAYUGA COUNTY HEALTH DEPARTMENT		7	1	13%	8
Florida Clinical Laboratory		1	7	88%	8
ST. JOSEPH HOSPITAL AND HEALTH CARE INC.			8	100%	8
JOHN T MATHER MEMORIAL HOSPITAL LABORATORY		7	1	13%	8
VA Primary Care Clinic at Meharry		7	1	13%	8
ALACHUA COUNTY HEALTH DEPARTMENT		1	7	88%	8
MONTEFIORE MEDICAL CENTER LABORATORIES - NORTH		8			8
ATLANTIC CONSOLIDATED LABORATORY		8			8
ALLINA HEALTH - ABBOTT NORTHWESTERN HOSPITAL		5	3	38%	8
NORTHSIDE HOSPITAL		2	6	75%	8
CVS RI1717POCT 1 CVS DR			8	100%	8
ST CHARLES HOSPITAL LABORATORY		8			8
JACKSON CLINIC PA,THE		4	4	50%	8
X-GENE MOLECULAR LABS		1	7	88%	8
FLORIDA HEART AND VASCULAR MULTISPECIALTY GROUP		8			8
MEDEXPRESS URGENT CARE, BUTLER		5	3	38%	8
LAB UNKNOW		6	2	25%	8
CVS GA2108POCT NORCROSS		5	3	38%	8
KIDS CARE PEDIATRICS PA			8	100%	8
WHEELER LABORATORY		7	1	13%	8
PIEDMONT ATHENS REGIONAL MEDICAL		6	2	25%	8
PACIFICA SUNRISE☐			8	100%	8
NOVADX		2	6	75%	8
FLORIDA KEYS CONCIERGE MEDICINE, LLC		6	2	25%	8
GENE STREET LABORATORIES, LLC		6	2	25%	8
The Grand at Rome Nursing and Rehabilitation		8			8
WALK-IN MEDICAL CARE			8	100%	8
BLOOMING GARDENS OF CARE INC		8			8

COVID-19: testing by laboratory

Data through Apr 2, 2021 verified as of Apr 3, 2021 at 09:25 AM

Data in this report are provisional and subject to change.

The numbers in the table below represent the number of Florida and non-Florida residents for whom test results were received by the Department of Health. A person can be tested by more than one laboratory and can have both positive and negative results. **Therefore, the sum of the numbers in each column will be larger than the total number of people tested.**

Reporting lab	Inconclusive	Negative	Positive	Percent positive	Total
HUNTINGTON VILLAGE URGENT CARE		8			8
VENICE REGIONAL MEDICAL CENTER			8	100%	8
SOUTHEASTERN PEDIATRIC ASSOCIATES			8	100%	8
WELLIGENT		1	7	88%	8
BIOTECH PHARMACEUTICAL GROUP LLC			8	100%	8
WELLMED AT BRANDON REGIONAL		5	3	38%	8
CONSULATE HEALTH CARE		7	1	13%	8
LEMOYNE COLLEGE WELLNESS CENTER FOR		8			8
CLEARWATER PEDIATRIC CARE		1	7	88%	8
FHCP-ORANGE CITY			8	100%	8
MINUTE CLINIC DIAGNOSTIC OF MICHIGAN PC		8			8
WILLIAMSBURGH CHAI CARE		7	1	13%	8
MAGNOLIA PEDIATRICS GROUP LLC			8	100%	8
ALLEGRO - TAMPA	1	4	3	38%	8
SUNRISE SENIOR LIVING OF JACKSONVILLE			8	100%	8
MEDEXPRESS URGENT CARE - CULPEPER		8			8
CAPRONA GROUP HOME		2	6	75%	8
IU HEALTH PATHOLOGY		1	7	88%	8
NORTH PINELLAS CHILDRENS MEDICAL CENTER INC			8	100%	8
WINKLER COURT		7	1	13%	8
MINUTECLINIC DIAGNOSTIC OF VIRGINIA, LLC #255		8			8
MID-HUDSON VALLEY DIVISION OF WESTCHESTER MEDICAL		8			8
MINUTECLINIC DIAG OF IND, LLC #2387		7	1	13%	8
CVS MINUTE CLINIC DIAGNOSTIC OF NEW JERSEY		8			8
WHITE SANDS OUTPATIENT SERVICES (WSOP SERVICES LLC		8			8
ROBERT WOOD JOHNSON HOSPITAL		7	1	13%	8
CVS NC3319POCT CHARLOTTE		6	2	25%	8
CAREPOINT CLINIC		5	3	38%	8
INTERVENTIONAL REHABILITATION OF SOUTH FLORIDA			8	100%	8
INTERNAL MEDICINE ASSOCIATES OF JACKSON HOSPITAL			8	100%	8
SEA LEVEL LABS			8	100%	8
MED & CO INVESTMENT LLC		7	1	13%	8
BAPTIST OUTPATIENT			8	100%	8
MINUTECLINIC DIAGNOSTIC OF TN PC #386		7	1	13%	8
WELLSTAR COBB HOSPITAL		7	1	13%	8
STUYVESANT URGENT CARE		8			8
MODMD LABORATORY		8			8
LEE MEMORIAL HEALTH SYSTEM D/B/A		6	2	25%	8
DOMINICAN COLLEGE STUDENT HEALTH CENTE		7	1	13%	8
UNIVERSITY OF WASHINGTON MEDICAL CENTER			8	100%	8
MINUTE CLINIC, LLC #4650		7	1	13%	8
HEALTHY MINORS PEDIATRIC URGENT CARE		7	1	13%	8
ST. CLOUD PHARMACY AND WELLNESS CENTER		4	4	50%	8
INTERNAL MEDICINE AND AESTHETICS OF NAPLES LLC		8			8
MEDEXPRESS URGENT CARE - TARENTUM		6	2	25%	8
DEPARTMENT OF HEALTH- CITRUS COUNTY		1	7	88%	8
CVS MD1881POCT DUNKIRK		8			8

COVID-19: testing by laboratory

Data through Apr 2, 2021 verified as of Apr 3, 2021 at 09:25 AM

Data in this report are provisional and subject to change.

The numbers in the table below represent the number of Florida and non-Florida residents for whom test results were received by the Department of Health. A person can be tested by more than one laboratory and can have both positive and negative results. **Therefore, the sum of the numbers in each column will be larger than the total number of people tested.**

Reporting lab	Inconclusive	Negative	Positive	Percent positive	Total
SURGOINSVILLE PHARMACY		8			8
NEOGENOMICS LABORATORIES, INC		8			8
Nashville Central Laboratory		8			8
BARTON PARKER OD PC		8			8
ORLANDO FAMILY PHYSICIANS			8	100%	8
WALGREENS #10972	1	7			8
MARQUESA MEDICAL		7	1	13%	8
THOMAS JEFFERSON UNIVERSITY HOSPITAL		4	4	50%	8
ELLIS HOSPITAL LABORATORY		7	1	13%	8
GULF COAST PEDIATRICS OF SARASOTA PA		1	6	86%	7
JUPITER ISLAND PUBLIC SAFETY		5	2	29%	7
Lenox on the Lake			7	100%	7
CVS GA7064POCT STOCKBRIDGE		7			7
CVS NM8918POCT ALBUQUERQUE		7			7
MEDEXPRESS URGENT CARE-PETERS TWP		6	1	14%	7
WATAUGA MEDICAL CENTER		4	3	43%	7
NTD EUROFINs ATLANTA		7			7
LONG ISLAND JEWISH FOREST HILLS HOSPITAL		7			7
LONGWOOD FAMILY MEDICINE		1	6	86%	7
PERSONAL PHYSICIAN CARE PA			7	100%	7
RANDOLPH DIABETES AND WELLNESS		6	1	14%	7
CVS OH3458POCT BEAVERCREEK		7			7
FLORIDA DIGESTIVE AND LIVER SPECIALIST		7			7
MERCY HEALTH—MUSKEGON		6	1	14%	7
FAMILY MEDICINE MEDICAL DRIVE		7			7
VICTORIAN MANOR		2	5	71%	7
FRESENIUS KIDNEY CARE FORT WALTON BEACH			7	100%	7
ACM MEDICAL LABORATORY ALLIANCE		5	2	29%	7
CVS MINUTE CLINIC DIAG OF IND LLC #5206		6	1	14%	7
WILDLIGHT LAB			7	100%	7
OPTUM PRIMARY CARE - FOUNTAIN OAKS		3	4	57%	7
GILCHRIST COUNTY FIRE DEPARTMENT		4	3	43%	7
CVS OH3301POCT WOODMERE		7			7
ECLRS		2	5	71%	7
MONROE COUNTY FIRE RESCUE		6	1	14%	7
MINUTECLINIC DIAGNOSTIC OF KANSAS PA		7			7
IRL MARKET LAB			7	100%	7
HEARTLAND PEDIATRICS OF LAKE PLACID			7	100%	7
MAXHEALTH		5	2	29%	7
MINUTECLINIC, LLC #03268		6	1	14%	7
FHMG_FM AND IM AVALON PARK		2	5	71%	7
SARASOTA MEDICAL CENTER			7	100%	7
BRADENTON PHYSICIANS MEDICAL CENTER			7	100%	7
DOCTOR'S IN-HOUSE LAB/COMMUNITY HEALTH CENTERS OF PINELLAS –PINELLAS P			7	100%	7
EL PARAISO HOME INC		7			7
CVS CA9113POCT CHULA VISTA		7			7
LAWTON CHILES HEALTH CENTER		1	6	86%	7

COVID-19: testing by laboratory

Data through Apr 2, 2021 verified as of Apr 3, 2021 at 09:25 AM

Data in this report are provisional and subject to change.

The numbers in the table below represent the number of Florida and non-Florida residents for whom test results were received by the Department of Health. A person can be tested by more than one laboratory and can have both positive and negative results. **Therefore, the sum of the numbers in each column will be larger than the total number of people tested.**

Reporting lab	Inconclusive	Negative	Positive	Percent positive	Total
FLORIDA SCHOOL FOR THE DEAF AND THE BLIND			7	100%	7
PEDIATRICS OF CENTRAL FLORIDA		5	2	29%	7
MINUTECLINIC, DIAGNOSTIC OF TEXAS, LL		6	1	14%	7
HEALTH CARE LABORATORY SERVICES		1	6	86%	7
GLEN FALLS HOSPITAL DEPARTMENT OF PATHOLOGY		6	1	14%	7
PANCARE HEALTH - HOSFORD SCHOOL			7	100%	7
MIAMI BEACH COMMUNITY HEALTH CENTER INC			7	100%	7
HOLY GARDEN ALF, INC.		7			7
ENTRUST IMMEDIATE CARE			7	100%	7
PALM GARDEN OF SUN CITY			7	100%	7
MEDEXPRESS URGENT CARE-DUBOIS		7			7
ACCESS CARE MEDICAL GROUP LLC		2	5	71%	7
ST JOSEPHS HOSP OF ATLANTA/CLINIC LAB		6	1	14%	7
COMPASSION PEDIATRICS		3	4	57%	7
EASTERN FLORIDA STATE COLLEGE – PALM BAY CAMPUS□			7	100%	7
QUE		4	3	43%	7
KENDALL REGIONAL MEDICAL CNTR			7	100%	7
OCALA FAMILY MEDICAL CENTER		7			7
DOTHAN WEST FAMILY MEDICINE		5	2	29%	7
NORTHEAST ALABAMA REGIONAL MEDICAL CENTER		4	3	43%	7
SCHOOL OF PHARMACY AND PHARMACEUTICAL		7			7
CVS NC7057POCT SHELBY		5	2	29%	7
DALLAS COUNTY HEALTH AND HUMAN SERVICES			7	100%	7
QHG OF ENTERPRISE INC (DBA MEDICAL CTR		7			7
KANSAS DEPARTMENT OF HEALTH		2	5	71%	7
FLORIDA CANCER SPECIALISTS & RESEARCH INSTITUTE		6	1	14%	7
MEDEXPRESS URGENT CARE - STAUNTON		3	4	57%	7
GENOTOX LABORATORIES		5	2	29%	7
SOUTHEAST GEORGIA HEALTH SYSTEM, INC D		7			7
ADVENT HEALTH APOPKA		3	4	57%	7
TRUE HEALTH DIAGNOSTICS		1	6	86%	7
DOCTORS CLINICAL LABORATORY, INC		5	2	29%	7
SUPERIOR RESIDENCES AT CALA HILLS		7			7
BOCA BIOLISTICS LLC			7	100%	7
Baptist Village Retirement Communities		7			7
LEPE'S HOUSE			7	100%	7
MEDEXPRESS URGENT CARE - MT LEBANON		5	2	29%	7
NYU WINTHROP HOSPITAL PATHOLOGY		7			7
MINUTECLINIC, LLC #1796		6	1	14%	7
MINUTE CLINIC DIAGNOSTIC OF NORTH CAROLINA		7			7
FLORIDA HOSPITAL APOPKA		6	1	14%	7
MINUTECLINIC DIAGNOSTIC OF OHIO #3407		6	1	14%	7
NORTHDALE REHABILITATION CENTER			7	100%	7
CRESTWOOD MEDICAL CENTER		5	2	29%	7
CVS MD4371POCT OCEAN CITY		7			7
Parkside Villa		7			7
PEDIATRICS URGENT CARE, LLC			7	100%	7

COVID-19: testing by laboratory

Data through Apr 2, 2021 verified as of Apr 3, 2021 at 09:25 AM

Data in this report are provisional and subject to change.

The numbers in the table below represent the number of Florida and non-Florida residents for whom test results were received by the Department of Health. A person can be tested by more than one laboratory and can have both positive and negative results. **Therefore, the sum of the numbers in each column will be larger than the total number of people tested.**

Reporting lab	Inconclusive	Negative	Positive	Percent positive	Total
CLAY PRIMARY & FAMILY CARE LLC			7	100%	7
BIRMINGHAM VAMC		3	4	57%	7
CVS OH2543POCT CANFIELD		5	2	29%	7
MINUTECLINIC DIAG OF IND LLC #8651		6	1	14%	7
MEDEXPRESS URGENT CARE - STATE COLLEGE		5	2	29%	7
CVS NV9841POCT RENO		4	3	43%	7
Thermopolis Rehabilitation Wellness		7			7
CVS PHARMACY #8800		5	2	29%	7
PENN MEDICINE PRINCETON MEDICAL CENTER		6	1	14%	7
MEDEXPRESS URGENT CARE-NESHANNOCK TWP		6	1	14%	7
MINUTECLINIC DIAGNOSTIC OF NEVADA #87		4	3	43%	7
CARESOUTH HHA HOLDINGS OF TALLAHASSEE LLC		7			7
SARAH LAWRENCE COLLEGE HEALTH SERVICES		7			7
Rutgers Health Rwj University Hospital - Laboratory		4	3	43%	7
YAZJI PEDIATRIC CARE LLC DBA TUKA PEDIATRICS			7	100%	7
FIRST PHYSICIANS GROUP - LORRAINE CORNERS		7			7
WYOMING COUNTY COMMUNITY HOSPITAL LABORATORY		7			7
ABBAY MANOR RETIREMENT RESIDENCE INC		7			7
HARMONIOUS HOME HEALTH, LLC		7			7
WELLSTAR NORTH FULTON HOSPITAL LABORAT		7			7
LAKE PEDIATRICS			7	100%	7
AVON PARK PEDIATRICS			7	100%	7
NELSON BIOLOGICAL			7	100%	7
TESTD			7	100%	7
MINUTE CLINIC DIAGNOSTIC OF VIRGINIA, LLC #1905		7			7
NOVANT HEALTH INPATIENT CARE		2	5	71%	7
DELAWARE DEPARTMENT OF HEATH		6	1	14%	7
CVS TX4397POCT CYPRESS		7			7
MINUTE-CLINIC DIAGNOSTIC OF VIRGINIA, LLC #794		6	1	14%	7
GALLUP INDIAN MEDICAL CENTER		7			7
GENTRY PARK ORLANDO ASSISTED LIVING		6	1	14%	7
LYNMOORE,THE		7			7
MEDEXPRESS URGENT CARE - HOT SPRINGS		7			7
RIVER OAKS TREATMENT CENTER			7	100%	7
KEYSTONE PLACE AT NAPLES PRESERVE		4	3	43%	7
MINUTECLINIC DIAGNOSTIC OF NORTH CAROLINA PC #7054		5	2	29%	7
MINUTECLINIC MINUTECLINIC #8505		5	2	29%	7
RELIANCE MEDICAL CENTER		5	2	29%	7
WEXFORD HEALTH SOURCES INC		7			7
BALTIMORE CITY HEALTH DEPT COMMUNICABLE DISEASES AND EPIDEMIOLOGY			7	100%	7
CVS MO8556POCT KANSAS CITY		6	1	14%	7
NEMOURS CHILDREN'S HOSPITAL			7	100%	7
COMMUNITY MEDICAL AND DENTAL CARE INC		7			7
LEE COUNTY HEALTH DEPARTMENT		4	3	43%	7
DR. PHILLIPS MEDICAL WELLNESS CENTER		4	3	43%	7
GRACE WELLNESS CENTER LLC		6	1	14%	7
NORTH FLORIDA MEDICAL CENTERS INC		1	6	86%	7

COVID-19: testing by laboratory

Data through Apr 2, 2021 verified as of Apr 3, 2021 at 09:25 AM

Data in this report are provisional and subject to change.

The numbers in the table below represent the number of Florida and non-Florida residents for whom test results were received by the Department of Health. A person can be tested by more than one laboratory and can have both positive and negative results. **Therefore, the sum of the numbers in each column will be larger than the total number of people tested.**

Reporting lab	Inconclusive	Negative	Positive	Percent positive	Total
MEDEXPRESS URGENT CARE, JOHNSTOWN		6	1	14%	7
DEPT OF VA MEDICAL CENTER - RICHMOND		6	1	14%	7
GUIDANCE / CARE CENTER, INC		7			7
MINUTECLINIC DIAGNOSTIC OF GEORGIA, LL		5	2	29%	7
EMBRY-RIDDLE AERONAUTICAL UNIVERSITY HEALTH			7	100%	7
CVS CT1109POCT BETHEL		7			7
FLORIDA HOSPITAL KISSIMMEE		4	3	43%	7
Ocoee Health Care Center		7			7
MINUTECLINIC MINUTECLINIC #4977		4	3	43%	7
EP LTC PHARMACY		5	2	29%	7
MINUTECLINIC DIAG OF IND LLC #6998		6	1	14%	7
SOUTH COM HEALTH CLINIC, DEPT. OF THE ARMY		7			7
CHIEFLAND MEDICAL CENTER		1	6	86%	7
COMPLETE FAMILY CARE, LLC/UNIVERSITY OF SAINT MARY		7			7
KINDRED_AIMS		7			7
SUPREME LABORATORY			7	100%	7
MEDEXPRESS URGENT CARE MORGANTOWN		7			7
MINUTECLINIC, LLC #03965		7			7
LIZS ADULT CARE		7			7
PENINSULA CARE AND REHABILITATION CENTER			7	100%	7
MEDEXPRESS URGENT CARE - GLENDALE		7			7
NORTHERN DUTCHESS HOSPITAL LABORATORY		5	2	29%	7
CVS GA2147POCT KENNESAW		5	2	29%	7
BROOKDALE LAKE ORIENTA			7	100%	7
MINUTE CLINIC DIAGNOSTIC OF PENNSYLVANIA		7			7
TREEHOUSE PEDIATRICS		6	1	14%	7
CVS TN7289POCT SIGNAL MOUNTAIN		7			7
MINUTE CLINIC LLC #4017		7			7
ST. LUCIE COUNTY HEALTH DEPARTMENT		5	2	29%	7
BETTER AT HOME		7			7
CARENOW URGENT CARE-SOUTHLAKE			7	100%	7
BIOREFERENCE LABORATORIES		1	6	86%	7
PROVIDENCE LABORATORY SERVICES		7			7
CARENOW URGENT CARE-MADISON		7			7
PARTNERS PHARMACY OF FLORIDA LLC		7			7
MANATEE PEDIATRICS			7	100%	7
CVS NY549POCT RIDGEWOOD		4	3	43%	7
CAPE CORAL URGENT CARE		3	3	50%	6
ST CHARLES BEND LABORATORY		5	1	17%	6
FLORIDA WOMAN CARE LABORATORY			6	100%	6
FLORIDA HEALTHCARE OF ORLANDO		1	5	83%	6
PALMETTO HEALTH ALLIANCE		3	3	50%	6
CVS MA957POCT WEST SPRINGFIELD		6			6
WOMENS CARE FLORIDA LLC		5	1	17%	6
ASCENSION ST VINCENT'S CLAY COUNTY			6	100%	6
MINUTECLINIC DIAGNOSTIC OF OHIO #4401		6			6
CURATIVE CARE CENTER INC		1	5	83%	6

COVID-19: testing by laboratory

Data through Apr 2, 2021 verified as of Apr 3, 2021 at 09:25 AM

Data in this report are provisional and subject to change.

The numbers in the table below represent the number of Florida and non-Florida residents for whom test results were received by the Department of Health. A person can be tested by more than one laboratory and can have both positive and negative results. **Therefore, the sum of the numbers in each column will be larger than the total number of people tested.**

Reporting lab	Inconclusive	Negative	Positive	Percent positive	Total
FHPG_EXP CARE PALM HARBOR			6	100%	6
MINUTECLINIC DIAGNOSTIC OF SC, LLC #7		4	2	33%	6
MEDEXPRESS URGENT CARE-MUNCIE		6			6
MINUTECLINIC #788		6			6
CAREWELL 301 - WARWICK			6	100%	6
MEDEXPRESS URGENT CARE - PRINCETON		5	1	17%	6
SOUTHEASTERN DERMATOLOGY GROUP PA		5	1	17%	6
FIRST COAST CARDIOVASCULAR INSTITUTE PA			6	100%	6
MAXCARE CLINIC			6	100%	6
COVID TESTING LLC			6	100%	6
ANTHONY-BROWN PHARMACY		6			6
MARSHALL MEDICAL CENTER SOUTH LAB		5	1	17%	6
CVS NATIONAL HARBOR MD2297714CV		6			6
NU WAVE MEDICAL CENTER			6	100%	6
CVS PA1296POCT DREXEL HILL		4	2	33%	6
BOONE DRUG & HEALTHCARE AT DEERFIELD			6	100%	6
MINUTE CLINIC DIAG OF IND LLC #8674		6			6
CVS IN6654POCT INDIANAPOLIS		5	1	17%	6
LRHS Southeastern University		4	2	33%	6
CVS NV2928POCT LAS VEGAS		6			6
New York Harbor Harbor HCS - Brooklyn Campus		6			6
EXPICARE NURSING AGENCY, INC		5	1	17%	6
LOS ALAMOS NATIONAL LABORATORY		6			6
MEDICAL CENTER AT OCEAN REEF		1	5	83%	6
CVS TX2263POCT SAN ANTONIO		6			6
BAYCARE ALLIANT HOSPITAL			6	100%	6
PRESBYTERIAN HOME		6			6
PANCARE HEALTH - ALTHA PUBLIC			6	100%	6
CVS NC2313POCT RALEIGH		5	1	17%	6
BROWARD COUNTY HEALTH DEPT.			6	100%	6
PROGRESS PHARMACY INC		1	5	83%	6
ALL4KIDZ PEDIATRICS LLC		3	3	50%	6
FAMILY CARE MEDICAL CENTER			6	100%	6
FLORIDA DEPARTMENT OF HEALTH SEMINOLE COUNTY		1	5	83%	6
SV DIAGNOSTIC LAB			6	100%	6
LAKEVIEW TERRACE HOME HEALTH SERVICES LLC			6	100%	6
THE WINDSOR OF OCALA		2	4	67%	6
PHYSICIANS URGENT CARE BERRY FARMS		4	2	33%	6
AMERICAN EAGLE LEESBURG AL LLC DBA VISTA LAKE			6	100%	6
TEXAS MEDCLINIC			6	100%	6
NASSAU UNIVERSITY MEDICAL CENTER DEPT		5	1	17%	6
MOULTRIE CREEK NURSING AND REHAB			6	100%	6
AMERICAN HEALTH ASSOC. LABORATORY SOUTH		4	2	33%	6
MINUTE CLINIC DIAGNOSTIC OF VIRGINIA, LLC #7543		6			6
QUICK CARE MED WALK IN AND URGENT CARE			6	100%	6
UT SOUTHWESTERN MEDICAL CENTER			6	100%	6
CVS OH3080POCT HUBER HEIGHTS		6			6

COVID-19: testing by laboratory

Data through Apr 2, 2021 verified as of Apr 3, 2021 at 09:25 AM

Data in this report are provisional and subject to change.

The numbers in the table below represent the number of Florida and non-Florida residents for whom test results were received by the Department of Health. A person can be tested by more than one laboratory and can have both positive and negative results. **Therefore, the sum of the numbers in each column will be larger than the total number of people tested.**

Reporting lab	Inconclusive	Negative	Positive	Percent positive	Total
FLORIDA DEPARTMENT OF HEALTH IN SARASOTA COUNTY		5	1	17%	6
UNILAB		2	4	67%	6
MINUTE CLINIC LLC #0169		4	2	33%	6
PHYSICIANS FOR CHILDREN			6	100%	6
ENIGMA DIAGNOSTIC, INC.			6	100%	6
CVS NC6402POCT DAVIDSON		4	2	33%	6
STATEN ISLAND CHAI CARE		5	1	17%	6
CARESOUTH HHA HOLDINGS OF THE BAY AREA LLC□		6			6
MEDEXPRESS URGENT CARE PORT HURON		5	1	17%	6
MINUTECLINIC DIANOSTIC OF VIRGINA, LL		5	1	17%	6
FLORIDA DEPARTMENT OF HEALTH IN MIAMI DADE COUNTY		5	1	17%	6
JOINT AMBULATORY CARE CENTER		6			6
NEUROSCIENCE AND SPINE ASSOCIATES, PL		5	1	17%	6
MCR HEALTH LAWTON CHILES ADMINISTRATION STE A		1	5	83%	6
MEDEXPRESS URGENT CARE - WEIRTON		6			6
CVS GA3766POCT DACULA		4	2	33%	6
WAKEMED		1	5	83%	6
ADVANCED URGENT CARE OF MARATHON		1	5	83%	6
MEDEXPRESS URGENT CARE - YORK		3	3	50%	6
CALIFORNIA DEPARTMENT OF PUBLIC HEALTH		1	5	83%	6
PREMIER FAMILY HEALTH PA			6	100%	6
CVS OH6123POCT CINCINNATI		4	2	33%	6
MEDEXPRESS URGENT CARE - RICHMOND, NINE MILE RD		5	1	17%	6
UNILAB OF DADE INC			6	100%	6
LEWIS COUNTY MANOR		6			6
CVS MI8049POCT WATERFORD		5	1	17%	6
ALLEGRO FLEMING ISLAND		1	5	83%	6
TIMBER CREEK PEDIATRICS		6			6
FLORIDA PREMIER MEDICAL CARE PA			6	100%	6
FAMILY TREE PRIMARY CARE		5	1	17%	6
SHEEPSHEAD BAY URGENT CARE		6			6
CVS MA6505POCT NEWTON		6			6
Kroger 673 - The Little Clinic Dallas		5	1	17%	6
IAN C BOYKIN MD		4	2	33%	6
CVS NC7051POCT WAKE FOREST		6			6
CONCENTRA			6	100%	6
CVS PA2582POCT SPRINGFIELD		4	2	33%	6
CVS PA5241POCT CHALFONT		6			6
INTERNAL MEDICINE LIPID AND WELNNESS PRACTICE			6	100%	6
PLEASANTVILLE OF SEBASTIAN LLC□			6	100%	6
CHILDREN'S HOSPITAL OF PHILADELPHIA		5	1	17%	6
MEDEXPRESS URGENT CARE - IRVING		6			6
URGENT TEAM - MUSCLE SHOALS		6			6
TERENCE B MITCHELL MD, INC		2	4	67%	6
MEDEXPRESS URGENT CARE - HOLLINS		6			6
MINUTECLINIC DIAGNOSTIC OF KENTUCKY		6			6
DIXIE COUNTY EMERGENCY SERVICES			6	100%	6

COVID-19: testing by laboratory

Data through Apr 2, 2021 verified as of Apr 3, 2021 at 09:25 AM

Data in this report are provisional and subject to change.

The numbers in the table below represent the number of Florida and non-Florida residents for whom test results were received by the Department of Health. A person can be tested by more than one laboratory and can have both positive and negative results. **Therefore, the sum of the numbers in each column will be larger than the total number of people tested.**

Reporting lab	Inconclusive	Negative	Positive	Percent positive	Total
SAINT PETER'S UNIVERSITY HOSPITAL		6			6
ALBANY MEDICAL CENTER		5	1	17%	6
CVS PA233POCT NEWTOWN SQUARE		6			6
CVS TN4624POCT KNOXVILLE		5	1	17%	6
CVS PA4077POCT BELLE VERNON		6			6
NORTH FLORIDA PEDIATRICS JASPER			6	100%	6
Northwell Lab		2	4	67%	6
TREASURE COAST INFECTIOUS DISEASE CONSULTANTS		3	3	50%	6
GENTLE MEDICINE ASSOCIATES / DR. REGINE BATAILLE		6			6
LPG COCONUT POINT - FAMILY/ INTERNAL MEDICINE		6			6
MEDEXPRESS URGENT CARE - BLUEFIELD		5	1	17%	6
URGENT TEAM - HUNTSVILLE		5	1	17%	6
IVY ROSEN MD PLLC		6			6
CVS TX1104POCT ALLEN		6			6
PALM HARBOR DERMATOLOGY		4	2	33%	6
PENN NURSING CENTER		6			6
UT MEMPHIS UNIVERSITY HEALTH SERVICES			6	100%	6
MINUTECLINIC DIAGNOSTIC OF RHODE ISLAN		6			6
CVS NJ2815POCT E BRUNSWICK		4	2	33%	6
CVS OH3476POCT TIPP CITY		6			6
MEDEXPRESS URGENT CARE - ELM GROVE		5	1	17%	6
LUMADOC HEALTH		4	2	33%	6
TRANSPLANT GENOMICS INC (EUROFINS)		6			6
CVS GA2236POCT WOODSTOCK		6			6
MEDEXPRESS URGENT CARE-HERSHEY		5	1	17%	6
COVID RAPID LABS		1	5	83%	6
PANCARE HEALTH - KATE SMITH ELEMENTARY		1	5	83%	6
WIREGRASS MEDICAL CENTER			6	100%	6
BOCA VIPEDIATRICS			6	100%	6
Oakwood - North Baldwins Center for Living		6			6
CVS PA813POCT RICHBORO		6			6
CVS SC7334POCT LEXINGTON		5	1	17%	6
TULLAHOMA HMA, LLC		5	1	17%	6
CVS MD2956POCT NEW MARKET		5	1	17%	6
CLINICAL CARE ASSOCIATES			6	100%	6
PATHGROUP LABS, LLC		4	2	33%	6
FLEET LANDING			6	100%	6
CAPITAL HEALTH PLAN LABORATORIES			6	100%	6
CVS KY4779POCT LOUISVILLE		4	2	33%	6
TERRACINA LLC		1	5	83%	6
OCALA REGIONAL KIDNEY CENTER EAST		2	4	67%	6
ARLINGTON OF NAPLES		6			6
AARK LABORATORY		6			6
BROOKDALE CLERMONT			6	100%	6
GRACE REHABILITATION CENTER OF VERO BEACH		4	2	33%	6
Contrastate Medical Center		5	1	17%	6
ELITE MD GROUP INC		2	4	67%	6

COVID-19: testing by laboratory

Data through Apr 2, 2021 verified as of Apr 3, 2021 at 09:25 AM

Data in this report are provisional and subject to change.

The numbers in the table below represent the number of Florida and non-Florida residents for whom test results were received by the Department of Health. A person can be tested by more than one laboratory and can have both positive and negative results. **Therefore, the sum of the numbers in each column will be larger than the total number of people tested.**

Reporting lab	Inconclusive	Negative	Positive	Percent positive	Total
BROWARD TRANSITIONAL CENTER			6	100%	6
RIVER CITY PRIMARY AND URGENT CARE			6	100%	6
FRESENIUS KIDNEY CARE DUNEDIN			6	100%	6
DANIEL M LIBBY MD PLLC		6			6
BETH ISRAEL DEACONESS MEDICAL CENTER			6	100%	6
ALL CHILDREN'S HOSPITAL DEPT OF GENERAL PEDIATRICS			6	100%	6
CVS IN6713POCT BLOOMINGTON		6			6
FLORIDA MEDICAL SPECIALISTS		2	4	67%	6
ATLANTIC COMMUNITY HIGH SCHOOL		5	1	17%	6
XPRESS URGENT CARE LLC		6			6
MERCY COLLEGE HEALTH OFFICE		6			6
ARLINGTON OF NAPLES INC, THE		6			6
GAINESVILLE PEDIATRIC ASSOCIATES		1	5	83%	6
MD NOW MEDICAL CENTER			6	100%	6
TAMIAMI LAB MILLENIUM			6	100%	6
MINUTECLINIC DIAGNOSTIC OF TN PC #442		4	2	33%	6
THE PALMS REHABILITATION AND HEALTHCARE CENTER		5	1	17%	6
CVS MINUTE CLINIC DIAGNOSTIC OF TEXAS		5	1	17%	6
MIAMI RESCUE MISSION CLINIC INC			6	100%	6
GENESIS FAMILY PRACTICE		3	3	50%	6
MINUTECLINIC LLC #5041		2	4	67%	6
HUNTERS CREEK PEDIATRICS		6			6
PROHEALTH MED		1	5	83%	6
LISTENING DOCTOR PLLC, THE		1	5	83%	6
HERNANDO PASCO HOSPICE INC		5	1	17%	6
CENTRAL FLORIDA PRIMARY CARE			6	100%	6
HOLLY HILL HOME INFUSION SERVICE		5	1	17%	6
CUMBERLAND HEIGHTS		6			6
CVS GA2841POCT LAWRENCEVILLE		6			6
MEDEXPRESS URGENT CARE SHADYSIDE		5	1	17%	6
THE CLINIC PREMISE HEALTH			6	100%	6
JERSEY SHORE MEDICAL CENTER		6			6
SANDGATE GARDENS REHAB & NURSING CENTER		3	3	50%	6
MINUTE CLINIC #8979		6			6
CDRX INFUSION			6	100%	6
BNR PHARMACY INC		6			6
MINUTECLINIC DIAGNOSTIC OF VIRGINIA, LLC #1656		6			6
COMPUNET CLINICAL LAB			6	100%	6
MINUTECLINIC DIAGNOSTICS OF IND LLC		3	3	50%	6
LOUISIANA DEPT OF HEALTH			6	100%	6
MINUTECLINIC 7196		5	1	17%	6
WG WINDSOR WOODS SH LLC		6			6
CVS SC2736POCT MURRELLS INLET		5	1	17%	6
CENTREX CLINICAL LABS INC		6			6
MINUTE CLINIC DIAGNOSTIC MED GRP		5	1	17%	6
PR HEALTH		1	5	83%	6
PUBLIC HEALTH LAB		6			6

COVID-19: testing by laboratory

Data through Apr 2, 2021 verified as of Apr 3, 2021 at 09:25 AM

Data in this report are provisional and subject to change.

The numbers in the table below represent the number of Florida and non-Florida residents for whom test results were received by the Department of Health. A person can be tested by more than one laboratory and can have both positive and negative results. **Therefore, the sum of the numbers in each column will be larger than the total number of people tested.**

Reporting lab	Inconclusive	Negative	Positive	Percent positive	Total
BETHESDA COMMUNITY HEALTH CENTER			6	100%	6
NEMOURS CHILDREN'S URGEN CARE			6	100%	6
CVS CA9721POCT ARCADIA		6			6
ADVENTHEALTH CELEBRATION EMPLOYEE CLINIC		6			6
SCOTTS PHARMACY		5	1	17%	6
DEPARTMENT OF HEALTH AND HUMAN SERVICES STATE OF NEW HAMPSHIRE			6	100%	6
MEDEXPRESS URGENT CARE - HUNTINGTON WE		6			6
CITIZENS BAPTIST MEDICAL CENTERS LAB		5	1	17%	6
COMPASSION PEDIATRIC URGENT CARE LLC		2	4	67%	6
WEST DADE PEDIATRICS			6	100%	6
VIERA PEDIATRICS		1	5	83%	6
GUTHRIE MEDICAL GROUP LABORATORIES		6			6
MINUTECLINIC MINUTECLINIC #921		6			6
MEDEXPRESS URGENT CARE-PITTSFIELD		6			6
CAMELLIA AT DEERWOOD		2	4	67%	6
Advanced Care Center			6	100%	6
URGENT CARE HOUSECALLS PA		5	1	17%	6
BAYSHORE POINTE NURSING AND REHAB CENTER			6	100%	6
CVS IL8747POCT CHICAGO		6			6
ADVENTHEALTH MEDICAL GROUP INTERNAL MEDICINE AT		2	4	67%	6
JUPITER ISLAND MEDICAL CLINIC INC		5			5
Kennedy University Hospital		5			5
ELDER ALTERNATIVES INC		3	2	40%	5
MILLER COUNTY HOSPITAL		5			5
EGL GENETICS DIAGNOSTICS			5	100%	5
CVS TX5877POCT PEARLAND		5			5
TANNER MEDICAL CENTER EAST AL		5			5
GREENVILLE MEMORIAL HOSPITAL LAB			5	100%	5
CVS MA1845POCT WILMINGTON		4	1	20%	5
SOUTH BEND MEDICAL FOUNDATION			5	100%	5
PALATKA VA CBOC		4	1	20%	5
NOVANT HEALTH UVA		2	3	60%	5
MD ANDERSON CANCER CENTER DI BAY AREA			5	100%	5
THE DOCTORS CENTER HEALTHCARE-SOUTHSIDE		1	4	80%	5
INFECTION CONTROL/ EMPHEALTH		3	2	40%	5
PEDIATRICS OF ALTAMONTE		5			5
COPELAND MEDICAL CLINIC		3	2	40%	5
AHC Decatur County		5			5
BAYCARE MEDICAL GROUP, INC		5			5
AUGUSTA HEALTH			5	100%	5
OHSU MOLECULAR MICROBIOLOGY LAB		4	1	20%	5
FLORIDA PRIMARY & SPECIALTY CARE		5			5
BAPTIST HOSPITAL EMPLOYEE HEALTH OFF			5	100%	5
LAKE NONA PEDIATRICS IN ASSOCIATION WITH NEMOURS		5			5
COMPREHENSIVE CLINICAL RESEARCH, LLC			5	100%	5
THONOTOSASSA COMMUNITY HEALTH CENTER		1	4	80%	5
URGENT MED INC		3	2	40%	5

COVID-19: testing by laboratory

Data through Apr 2, 2021 verified as of Apr 3, 2021 at 09:25 AM

Data in this report are provisional and subject to change.

The numbers in the table below represent the number of Florida and non-Florida residents for whom test results were received by the Department of Health. A person can be tested by more than one laboratory and can have both positive and negative results. **Therefore, the sum of the numbers in each column will be larger than the total number of people tested.**

Reporting lab	Inconclusive	Negative	Positive	Percent positive	Total
MINUTECLINIC DIAGNOSTIC OF SC, LLC #4		5			5
HENDRY/GLADES COUNTY HEALTH DEPARTMENT		4	1	20%	5
LEVY COUNTY SHERRIF'S DEPT			5	100%	5
FLORIDA DEPARTMENT OF HEALTH - INVERNESS		3	2	40%	5
JOHN T MACKAY MD			5	100%	5
PUTNAM HOSPITAL CENTER LABORATORY		5			5
NHC HealthCare Anniston		5			5
URGENT CARE COASTAL GA			5	100%	5
MINUTECLINIC LLC #4449		4	1	20%	5
FLORIDA CLINICAL LABORATORY - BIOREFERENCE LABORATORIES		2	3	60%	5
INDIANA STATE DEPARTMENT OF HEALTH LABORATORIES			5	100%	5
ENT AND ALLERGY ASSOCIATES OF FLORIDA, LLC			5	100%	5
AEL KNOXVILLE			5	100%	5
FHPG FAMILY MEDICAL CENTER OF TAMPA BAY		1	4	80%	5
NORTH DADE NURSING AND REHABILITATION CENTER			5	100%	5
Highland Pines Health and Rehab		5			5
CVS MA1095POCT AMHERST		4	1	20%	5
BEECHTREE MOLECULAR LAB LLC			5	100%	5
EASTCHESTER PEDIATRIC MEDICAL GROUP		5			5
PAUL GRECO MD CONCIERGE MEDICAL SERVICES PL		5			5
HILLSBOROUGH COUNTY HEALTH DEPARTMENT			5	100%	5
DAVENPORT PEDIATRICS PA		1	4	80%	5
HELIX KH UC			5	100%	5
KETTERING HEALTH			5	100%	5
WHITE WILSON MEDICAL CENTER - FWB		1	4	80%	5
TALLAHASSEE MEMORIAL HEALTHCARE			5	100%	5
KEYSTONE REHABILITATION AND HEALTH CENTER		1	4	80%	5
NIBHA MEDIRATTA MD PL			5	100%	5
QUATRACOR PLLC		5			5
RHEA MEDICAL CENTER		5			5
LABCORP UNSPECIFIED		5			5
THE UNIVERSITY OF VERMONT MEDICAL CENTER		4	1	20%	5
ST VINCENTS AMBULATORY CARE INC		3	2	40%	5
BROWNE MEDICAL LLC		3	2	40%	5
CVS IL8751POCT CHICAGO		5			5
CYPRESS CREEK MEDICAL CENTER			5	100%	5
PEDIATRIC URGENT HEALTH CARE			5	100%	5
OURMED		4	1	20%	5
HENDRY REGIONAL CONVENIENT CARE CENTER			5	100%	5
MEDEXPRESS URGENT CARE - LOGAN		5			5
ADVANCED PEDIATRICS OF BOCA LLC			5	100%	5
Hiawatha Care Center		5			5
CVS MINUTE CLINIC DIAGNOSTIC MED GRP OF CAL		5			5
PEDIATRICS OF CENTRAL FLORIDA – POINCIANA		3	2	40%	5
MINUTECLINIC, LLC #7139		5			5
MORGAN STANLEY HEALTH CENTER		5			5
PATIENT FIRST - LEESBURG			5	100%	5

COVID-19: testing by laboratory

Data through Apr 2, 2021 verified as of Apr 3, 2021 at 09:25 AM

Data in this report are provisional and subject to change.

The numbers in the table below represent the number of Florida and non-Florida residents for whom test results were received by the Department of Health. A person can be tested by more than one laboratory and can have both positive and negative results. **Therefore, the sum of the numbers in each column will be larger than the total number of people tested.**

Reporting lab	Inconclusive	Negative	Positive	Percent positive	Total
CFP PHYSICIANS GROUP			5	100%	5
DOCS URGENT CARE		1	4	80%	5
UF HEALTH PATHOLOGY LABORATORIES			5	100%	5
APOLLO GARDENS RETIREMENT RESIDENCE CARE		5			5
CVS SC5550POCT CLOVER		4	1	20%	5
NORTHEAST GEORGIA MEDICAL CENTER		5			5
CENTRAL JERSEY URGENT CARE		5			5
CARENOW URGENT CARE - CENTRAL AUSTIN		1	4	80%	5
BAYSHORE LABORATORY		4	1	20%	5
INDIAN RIVER PRIMARY CARE PA		5			5
Lake Mary Health and Rehabilitation Center		1	4	80%	5
CELERION			5	100%	5
MINUTECLINIC DIAG OF IND, LLC #8645		5			5
STEUBEN COUNTY PUBLIC HEALTH		5			5
PM PEDIATRICS OF BAYSIDE PLLC		5			5
RIVERVIEW ALF OPERATOR LLC			5	100%	5
PRL NYC PANDEMIC RESPONSE LAB			5	100%	5
QUINTON MEMORIAL HEALTH CARE CENTER		5			5
CVS IN3975POCT JEFFERSONVILLE		3	2	40%	5
DIAMOND SPEEDWAY DIALYSIS		1	4	80%	5
HEALTHCARE NETWORK OF SOUTHWEST FLORIDA			5	100%	5
ALLIANCE FOR MULTISPECIALTY RESEARCH		5			5
MINUTECLINIC LLC # 3401		5			5
CVS AZ10150POCT PHOENIX		4	1	20%	5
EAST SIDE CLINICAL LABORATORY		4	1	20%	5
PARADIGM LABORATORIES			5	100%	5
MEDEXPRESS URGENT CARE - MBURG COMMONS		5			5
NORTHERN MICHIGAN UNIVERSITY ATHLETICS		5			5
FAMILY TREE DNA			5	100%	5
CVS TX7821POCT LEAGUE CITY		5			5
MINUTE CLINIC, LLC #1434		5			5
Army Residence Community		5			5
QUALITY MEDICAL CARE			5	100%	5
PHYSICIANS IMMEDIATE CARE ELGIN			5	100%	5
PM PEDIATRICS OF SELDEN		3	2	40%	5
SJH			5	100%	5
RUSH UNIVERSITY MEDICAL CENTER LABORATORY			5	100%	5
MEDEXPRESS URGENT CARE - BECKLEY CROSS		4	1	20%	5
MOUNT SINAI BROOKLYN LABORATORY		4	1	20%	5
EAST BANK HOSPITAL - UNIVERSITY OF MINNESOTA MEDICAL CENTER			5	100%	5
XRL SXF REF LAB		5			5
AHF PUBLIC HEALTH LABORATORY			5	100%	5
INVERNESS FAMILY CARE HIGH RISK PLLC			5	100%	5
URGENT CARE OF ERWIN		5			5
MINUTECLINIC DIAG OF IND, LLC #6553		5			5
VILLAGES HEALTH, THE		4	1	20%	5
CVS NC2771POCT CLAYTON		4	1	20%	5

COVID-19: testing by laboratory

Data through Apr 2, 2021 verified as of Apr 3, 2021 at 09:25 AM

Data in this report are provisional and subject to change.

The numbers in the table below represent the number of Florida and non-Florida residents for whom test results were received by the Department of Health. A person can be tested by more than one laboratory and can have both positive and negative results. **Therefore, the sum of the numbers in each column will be larger than the total number of people tested.**

Reporting lab	Inconclusive	Negative	Positive	Percent positive	Total
RELIANT IMMUNE DIAGNOSTICS			5	100%	5
CVS PA10034POCT PITTSBURGH		5			5
LAFAYETTE NURSING AND REHAB			5	100%	5
FINLAY		1	4	80%	5
SOUTH FLORIDA FAMILY HEALTH & RESEARCH CTR			5	100%	5
Walker BaptistMedCtr		4	1	20%	5
FRESENIUS KIDNEY CARE SOUTH ORLANDO			5	100%	5
SEASIDE MANOR			5	100%	5
PRECISION DIAGNOSTICS INC - NJ		5			5
ST JOHNS BIOMEDICAL LAB		5			5
FIFTH AVENUE PEDIATRICS		3	2	40%	5
CVS IN8669POCT INDIANAPOLIS		4	1	20%	5
DEPARTMENT OF HEALTH AND HUMAN SERVICES LANSING			5	100%	5
MEDEXPRESS - COLLINSVILLE BELT LINE		3	2	40%	5
CVS OH2518POCT COLUMBUS		4	1	20%	5
Life Care Center of Estero			5	100%	5
JOSEF SCHENKER, MD, PC		5			5
WESTMINSTER SHORES			5	100%	5
PRINCETON BMC LABORATORY		5			5
CAREHERE LCS- EUSTIS			5	100%	5
RIO PINAR HEALTH CARE			5	100%	5
ELITE CARE			5	100%	5
BOROPARK URGENT CARE		4	1	20%	5
CVS OH10893POCT PARMA		2	3	60%	5
LAKE COUNTY DETENTION CENTER		3	2	40%	5
MIAMI CANCER INSTITUTE			5	100%	5
RURAL HEALTH CARE INC			5	100%	5
MEDEXPRESS URGENT CARE LAVALE		5			5
ELITE MEDICAL CENTER		1	4	80%	5
ARC POINT LABS OF AUSTIN NORTH			5	100%	5
MINUTECLINIC, LLC #09202		4	1	20%	5
CVS SC5479POCT INDIAN LAND		5			5
REHABILITATION CENTER AT JUPITER GARDENS		5			5
CVS ME329POCT PORTLAND		5			5
MIAMI MEDICAL CONSULTANT PA			5	100%	5
BAPTIST HEALTH - TOWN CENTER			5	100%	5
Robert Wood Johnson University Hospital		4	1	20%	5
GULF COAST VETERANS HCS PANAMA CITY OPC		5			5
CVS SC1540POCT MYRTLE BEACH		4	1	20%	5
MC DIAGNOSTIC OF CONNECTICUT, PC #114		5			5
URGENT TEAM - NASHVILLE		5			5
QUEST DIAGNOSTICS PSC		1	4	80%	5
AMERICAN MEDICAL RESPONSE - DENVER		2	3	60%	5
INTERNAL MEDICINE & PRIMARY CARE ASSOCIATES, PLC			5	100%	5
BLUETAIL MEDICAL GROUP, LLC		4	1	20%	5
FLORIDA PRIMARY CARE AND SPORTS MEDICINE INC		2	3	60%	5
MEDEXPRESS URGENT CARE - MOUNTAIN HOME		4	1	20%	5

COVID-19: testing by laboratory

Data through Apr 2, 2021 verified as of Apr 3, 2021 at 09:25 AM

Data in this report are provisional and subject to change.

The numbers in the table below represent the number of Florida and non-Florida residents for whom test results were received by the Department of Health. A person can be tested by more than one laboratory and can have both positive and negative results. **Therefore, the sum of the numbers in each column will be larger than the total number of people tested.**

Reporting lab	Inconclusive	Negative	Positive	Percent positive	Total
THE RETREAT AT PORT ORANGE			5	100%	5
Kroger 449 - The Little Clinic Mountain Park		4	1	20%	5
HAWTHORNE HEALTH AND REHABILITATION			5	100%	5
DIAGNOSTECHS		4	1	20%	5
ORLANDO HEALTH PHYSICIAN GROUP			5	100%	5
VEIL VALLEY MEDICAL CENTER			5	100%	5
SONATA VERO BEACH		5			5
UNIVERISTY OF MEMPHIS ATHLETIC TRAINI		5			5
MINUTECLINIC DIAG OF IND LLC #6840		5			5
OCHSNER MEDICAL CENTER			5	100%	5
ARKANSAS DEPARTMENT OF HEALTH			5	100%	5
JOE DIMAGGIO CHILDREN'S HOSPITAL		1	4	80%	5
FLAGLER HEALTH SERVICES INC			5	100%	5
HELIX MEDICAL CENTERS		1	4	80%	5
LIFEPLUS HEALTHCARE GROUP INC		5			5
CVS NC5532POCT SUMMERFIELD		5			5
MEDEXPRESS URGENT CARE - WILLIAMSPORT		4	1	20%	5
SUNSHINE STATE DIALYSIS			5	100%	5
OPTUMCARE FLORIDA, LLC		3	2	40%	5
TGH URGENT CARE – WESTCHASE			5	100%	5
EAST CENTRAL FLORIDA OUT PATIENT IMAGING			5	100%	5
WALGREENS #04569		4	1	20%	5
REDMED OF CROSSTOWN		2	3	60%	5
BEACH HOUSE		5			5
WILSON PEDIATRICS			5	100%	5
CVS NV408817POCT LAS VEGAS		1	4	80%	5
BROOKDALE NEW PORT RICHEY			5	100%	5
CVS HEALTH, #1994		4	1	20%	5
OHIO DEPARTMENT OF HEALTH			5	100%	5
SAFETY HARBOR SENIOR LIVING			5	100%	5
SOUTHERN OCEAN MEDICAL CENTER		5			5
MID - FLORIDA PATHOLOGY LLC		1	4	80%	5
JACKSON SOUTH COMMUNITY HOSPITAL LAB			5	100%	5
COOPER HOSPITAL/UNIVERSITY MEDICAL		5			5
CVS NC3853POCT BURLINGTON		4	1	20%	5
MINUTECLINIC, LLC #07852		4	1	20%	5
CITRUS HEALTH NETWORK INC		2	3	60%	5
COLUMBIA MEMORIAL HOSPITAL LABORATORY		5			5
MARTHA A PRICE MD PA		2	3	60%	5
MEDEXPRESS URGENT CARE - FREDERICK		5			5
MINUTECLINIC, LLC #1452		5			5
MEDICAL CENTER OF BLOUNTSTOWN			5	100%	5
MEDEXPRESS URGENT CARE- COLUMBIA HEIGH		5			5
MIZELL MEMORIAL HOSPITAL			5	100%	5
MEASE CONTINUING CARE		3	2	40%	5
CVS MA2172POCT NORTH GRAFTON		5			5
SUTTER TRACY COMMUNITY HOSPITAL			5	100%	5

COVID-19: testing by laboratory

Data through Apr 2, 2021 verified as of Apr 3, 2021 at 09:25 AM

Data in this report are provisional and subject to change.

The numbers in the table below represent the number of Florida and non-Florida residents for whom test results were received by the Department of Health. A person can be tested by more than one laboratory and can have both positive and negative results. **Therefore, the sum of the numbers in each column will be larger than the total number of people tested.**

Reporting lab	Inconclusive	Negative	Positive	Percent positive	Total
UPMC HEALTH SYSTEM		4	1	20%	5
NORTHSIDE GWINNETT HOSPITAL		4	1	20%	5
BIOTECH CLINICAL LABORATORY			5	100%	5
CVS MD1515POCT LEONARDTOWN		4	1	20%	5
Enterprise Health and Rehabilitation Center		5			5
CELEBRATION PEDIATRICS PA			5	100%	5
MINUTE-CLINIC DIAGNOSTIC OF VIRGINIA,		5			5
DISCOVERY VILLAGE AT STUART		2	3	60%	5
CVS NJ862POCT MARLBORO		5			5
FLORIDA HOSPITAL LAKE MARY		5			5
SCIENCE CARE			5	100%	5
REELFOOT FAMILY WALK IN CLINIC		4	1	20%	5
MAINE DEPARTMENT OF HEALTH AND HUMAN SERVICES			5	100%	5
CVS MA594POCT FALMOUTH		5			5
PRECISION LABS LLC		2	3	60%	5
MINUTECLINIC DIAGNOSTIC OF OHIO #6147		4	1	20%	5
PIEDMONT HOSPITAL LAB			5	100%	5
MERCY URGENT CARE			5	100%	5
MINUTECLINIC DIAG OF IND, LLC #6910		5			5
MY WELLNESS EXPRESS			5	100%	5
MEDEXPRESS - WILMINGTON CONCORD PIKE		4	1	20%	5
ALPHADERA LABS, LLC			5	100%	5
THE CLINIC OF PEDIATRICS & GI MEDICINE, INC			5	100%	5
MANATEE COUNTY JAIL		4	1	20%	5
LEHIGH REGIONAL MEDICAL CENTER LABORATORY		3	2	40%	5
OWL NOW URGENT CARE			5	100%	5
MD NOW MEDICAL CENTER INC			5	100%	5
ABSOLUTE HEALTH		5			5
CLINICAL CARE INC			5	100%	5
UW MEDICINE VIROLOGY LAB			5	100%	5
MEDICAL UNIVERSITY SC HOSPITAL			5	100%	5
WINCHESTER MEDICAL CENTER			5	100%	5
MEDEXPRESS URGENT CARE MURRYSVILLE		3	2	40%	5
PELICAN LANDING		1	4	80%	5
DICKSON MEDICAL ASSOCIATES PC PATH LAB		4	1	20%	5
MINUTECLINIC # 21110		3	2	40%	5
Kroger 099 - The Little Clinic Fort Collins		5			5
FORSYTH HOUSE			5	100%	5
MINUTECLINIC, LLC #1431		4	1	20%	5
SEACOAST PATHOLOGY PROFESSIONAL ASSOC		5			5
LAKEVIEW HEALTHCARE SYSTEM LLC			5	100%	5
MINUTECLINIC DIAGNOSTIC OF PENNSYLVANIA, LLD #1545		5			5
ATLANTIC SURGERY CENTER OF JACKSONVILLE BEACH		5			5
NORTHWOOD UNIVERSITY-BENNETT SPORTS CENTER		5			5
CLEVELAND CLINIC MARTIN HEALTH NURSING & RESTORATIVE		5			5
THE LITTLE CLINIC			5	100%	5
CHAMPLAIN VALLEY PHYSICIANS HOSPITAL		3	2	40%	5

COVID-19: testing by laboratory

Data through Apr 2, 2021 verified as of Apr 3, 2021 at 09:25 AM

Data in this report are provisional and subject to change.

The numbers in the table below represent the number of Florida and non-Florida residents for whom test results were received by the Department of Health. A person can be tested by more than one laboratory and can have both positive and negative results. **Therefore, the sum of the numbers in each column will be larger than the total number of people tested.**

Reporting lab	Inconclusive	Negative	Positive	Percent positive	Total
SIGNATURE URGENT CARE			5	100%	5
PINECREST PEDIATRICS GROUP LLC			5	100%	5
TRUSTBRIDGE			5	100%	5
UNIVERSITY OF CHICAGO MEDICAL CENTER LAB			5	100%	5
WOODHULL MEDICAL AND MENTAL HEALTH CTR		5			5
ST BARNABAS HOSPITAL		5			5
INNOVATIVE COVID-DIVERSEY			5	100%	5
UCF STUDENT HEALTH SERVICES LABORATORY		2	3	60%	5
ADVENTHEALTH CAR CENTER APOPKA			5	100%	5
MINNESOTA DEPARTMENT OF HEALTH PUBLIC HEALTH LABORATORY DIVISION	1		4	80%	5
MCKENZIE-WILLAMETTE MEDICAL CENTER LAB		5			5
MEDEXPRESS URGENT CARE FOX CHAPEL		5			5
MASSASHUSETTS STATE LAB INSTITUTE		2	3	60%	5
NORTH SHORE HEMATOLOGY-ONCOLOGY ASSOCIATES, PC		5			5
LABS PLUS LLC		5			5
CVS TN7698POCT KNOXVILLE		5			5
SANTOS REHABILITATION CENTER INC			5	100%	5
GENTLE HANDS MOBILE PHLEBOTOMY			5	100%	5
PRINCIPLE HOSPICE SERVICE, LLC			5	100%	5
FRESENIUS MEDICAL CARE			5	100%	5
UNIVERSITY OF MIAMI / SCCC RESEARCH LABORATORY			5	100%	5
OCCMED SOLUTIONS		2	3	60%	5
FRANCES WARDE MEDICAL LABORATORY		2	3	60%	5
DASCENA LABORATORY			5	100%	5
NORTHPORT MEDICAL CENTER LAB		5			5
CVS MA1852POCT MEDWAY		5			5
WEST PACIFIC MEDICAL LABORATORY			5	100%	5
ADVICE FOR OPTIMAL WELLNESS		2	3	60%	5
MARINA ISLE ASSISTED LIVING		5			5
COMMONS AT ORLANDO LUTHERAN TOWERS SNF			5	100%	5
WATERTOWN URGENT CARE PLLC		5			5
LPG PEDIATRICS AT CAPE CORAL		5			5
CARL R DARNALL ARMY MEDICAL CENTER			5	100%	5
OMNICARE PHARMACY OFTEXAS 1, LP DBA OMNICARE		5			5
LIVING WATERS MEDICAL CENTER			5	100%	5
FOUNDCARE, INC			5	100%	5
ADVENTHEALTH MEDICALGROUP PEDIATRICS AT ORLANDO		5			5
PILGRIM PHARMACY INC		4			4
WOMEN'S CARE FLORIDA, LLC		4			4
WELLMED AT FORT PIERCE		2	2	50%	4
SIGNATURE CARE MONTROSE		2	2	50%	4
MINUTECLINIC DIAGNOSTIC MED GRP OF SAN		3	1	25%	4
FLORIDA MEDICAL ASSOCIATES LLC			4	100%	4
Kroger 959 - The Little Clinic Carmel		4			4
MINUTECLINIC DIAGNOSTIC OF OHIO #2964		4			4
ADVENTHEALTH NEW SMYRNA BEACH COMMUNITY HEALTH			4	100%	4
MEDICAL CENTER ENTERPRISE			4	100%	4

COVID-19: testing by laboratory

Data through Apr 2, 2021 verified as of Apr 3, 2021 at 09:25 AM

Data in this report are provisional and subject to change.

The numbers in the table below represent the number of Florida and non-Florida residents for whom test results were received by the Department of Health. A person can be tested by more than one laboratory and can have both positive and negative results. **Therefore, the sum of the numbers in each column will be larger than the total number of people tested.**

Reporting lab	Inconclusive	Negative	Positive	Percent positive	Total
BOND & STEELE CLINIC PA D/B/A BOND CLINIC PA		4			4
UNC HOSPITAL/MCLENDON CLINICAL LABORATORIES			4	100%	4
CONSULATE HEATH CARE AT WEST ALTAMONTE			4	100%	4
MINUTE-CLINIC DIAGNOSTIC OF VIRGINIA, LLC #3949		4			4
Kroger 339 - The Little Clinic Highlands - Bardstown Road		4			4
CVS CA8850POCT HUNTINGTON BEACH		3	1	25%	4
CAPTAIN JAMES A. LOVELL FEDERAL HEALTHCARE CENTER			4	100%	4
MINUTECLINIC, LLC, DBA MINUTECLINIC #4		4			4
MEDEXPRESS URGENT CARE - SOMERSET TOWNSHIP		4			4
FAMILY MEDICAL CLINIC HOMESTEAD, LLC			4	100%	4
CVS MA394POCT SEEKONK		4			4
Kroger 124 - The Little Clinic University		3	1	25%	4
NOT GIVEN		1	3	75%	4
CVS IN5696POCT FORT WAYNE		4			4
WALGREENS #07034		4			4
INTRACOASTAL LABS INC		4			4
LEESBURG REGIONAL MEDICAL CENTER URGENT CARE			4	100%	4
HELIX DIAGNOSTIX		1	3	75%	4
GUTHRIE MEDICAL GROUP - CORNING		3	1	25%	4
OKLAHOMA STATE UNIVERSITY DIAGNOSTIC LAB			4	100%	4
SKYLINE UROLOGY		4			4
FAMILY MEDICINE AT WINTER PARK			4	100%	4
DEVANSH LAB WERKS		1	3	75%	4
IMA MEDICAL CENTER OF OVIEDO			4	100%	4
CENTRAL FLORIDA INTERNAL OCCUPATIONAL AND		4			4
LIFEHOPE LABS			4	100%	4
VITAL CARE URGENT CARE			4	100%	4
CHILDREN'S MEDICAL GROUP		4			4
Heartland of Boynton Beach			4	100%	4
MINUTECLINIC DIAG OF IND, LLC #6472		4			4
UF HEALTH PATHOLOGY LABORATORIES			4	100%	4
Brookcrest Nursing Home		4			4
PHYSICIANS QUALITY CARE			4	100%	4
NATURE COAST PRIMARY CARE LAB LLC		1	3	75%	4
DERMATOLOGY SPECIALISTS OF FL - DR. JON WARD			4	100%	4
ADVENT HEALTH MEDICAL GROUP		3	1	25%	4
RELIANT ACUTE CARE			4	100%	4
Kroger 752 - The Little Clinic Central Station		3	1	25%	4
MINUTECLINIC DIAG OF IND LLC #1138		3	1	25%	4
FHCP - ORMOND BEACH			4	100%	4
Calusa Harbour			4	100%	4
CORIZON HEALTH INC			4	100%	4
Metro West Nursing and Rehab			4	100%	4
MED EXPRESS URGENT CARE PC - MARYLAND		3	1	25%	4
MICHIGAN HEALTH CLINIC LABORATORIES		3	1	25%	4
ANY LAB TEST FAST CORP		3	1	25%	4
SunTerrace Health Care Center		3	1	25%	4

COVID-19: testing by laboratory

Data through Apr 2, 2021 verified as of Apr 3, 2021 at 09:25 AM

Data in this report are provisional and subject to change.

The numbers in the table below represent the number of Florida and non-Florida residents for whom test results were received by the Department of Health. A person can be tested by more than one laboratory and can have both positive and negative results. **Therefore, the sum of the numbers in each column will be larger than the total number of people tested.**

Reporting lab	Inconclusive	Negative	Positive	Percent positive	Total
SMOKY MOUNTAIN URGENT CARE AND FAMILY MEDICINE CENTER			4	100%	4
CULLMAN REGIONAL URGENT CARE		3	1	25%	4
GO PATH LABORATORIES			4	100%	4
CVS MA507POCT LEOMINSTER		3	1	25%	4
MINUTECLINIC DIAGNOSTIC OF NORTH CARO		4			4
JOSEPH SCHENKER MD PC		4			4
PARADISE VILLA ALF INCORPORATED		4			4
HCR ManorCare Greentree		4			4
LIFE CARE HOME HEALTH SERVICES LLC		1	3	75%	4
SHARP MEMORIAL HOSPITAL MICROBIOLOGY DEPT			4	100%	4
IMIC INC RESEARCH			4	100%	4
MEDEXPRESS URGENT CARE - TULSA, S YALE AVE		4			4
MEDEXPRESS URGENT CARE - KOKOMO		4			4
ADVENTHEALTH MEDICAL GROUP PEDIATRICS		1	3	75%	4
DEPARTMENT OF PATHOLOGY ROME MEMORIAL		3	1	25%	4
L3HARRIS FAMILY MEDICAL CENTER			4	100%	4
CORTLAND REGIONAL MEDICAL CENTER		4			4
AHC of Mckenzie		4			4
VIDANT MEDICAL CENTER			4	100%	4
MEDICINE SHOPPE #1306 THE		3	1	25%	4
HOME DOCS		2	2	50%	4
Willowbrooke Court at Country House		4			4
INTERMARKET FACILITY			4	100%	4
CVS NJ836POCT RUNNEMEDE		4			4
SIGNATURE CARE EMERGENCY CENTER		2	2	50%	4
PLAINVIEW PRIMARY CARE		4			4
BIOTEST PLASMA CENTER		4			4
CARENOW URGENT CARE - WINTER SPRINGS		3	1	25%	4
PHOEBE PUTNEY MEMORIAL HOSPITAL		4			4
EXTENDICARE HEALTH & REHAB CENTER		4			4
CVS AZ9210POCT SCOTTSDALE		4			4
DEPARTMENT OF HEALTH AND HUMAN SERVICES		2	2	50%	4
MONTANA DEPARTMENT OF PUBLIC HEALTH & HUMAN SERVICES			4	100%	4
ADVENTHEALTH MEDICAL GROUP COMMUNITY MEDICINE		3	1	25%	4
MINUTECLINIC DIAGNOSTIC OF MICHIGAN, P		4			4
SOUTHEASTERN REGIONAL MEDICAL CENTER			4	100%	4
FLORIDA MEDICAL CLINIC -INTERNAL MED DADE CITY			4	100%	4
OMNICARE PHARMACY OF TEXAS 1		4			4
NEULIFE NEUROLOGICAL SERVICES LLC			4	100%	4
COLONIAL MEDICAL CENTER-EAST ORLANDO			4	100%	4
BUCKINGHAM PLACE ALF		4			4
FLORIDA HEALTH CARE PLANS STIRLING CENTER			4	100%	4
LAKE MARY PEDIATRICS			4	100%	4
MONROE URGENT CARE		3	1	25%	4
AIRPORT CLINIC			4	100%	4
DEPARTMENT OF HEALTH AND HUMAN SERVICES DIVISION OF BEHAVIORAL HEALTH		1	3	75%	4
AIRCARE INTERNATIONAL		4			4

COVID-19: testing by laboratory

Data through Apr 2, 2021 verified as of Apr 3, 2021 at 09:25 AM

Data in this report are provisional and subject to change.

The numbers in the table below represent the number of Florida and non-Florida residents for whom test results were received by the Department of Health. A person can be tested by more than one laboratory and can have both positive and negative results. **Therefore, the sum of the numbers in each column will be larger than the total number of people tested.**

Reporting lab	Inconclusive	Negative	Positive	Percent positive	Total
CELEBRATION PEDIATRICS			4	100%	4
MONROE COUNTY DEPT OF PUBLIC HEALTH ST		4			4
WYOMING PUBLIC HEALTH LAB			4	100%	4
ST. MARY'S HOSPITAL			4	100%	4
Loretto Health and Rehabilitation Center		4			4
MINUTECLINIC DIAG OF IND, LLC #10190		4			4
MEDEXPRESS URGENT CARE- FORT WORTH N T		4			4
MAILBOX DIAGNOSTICS		2	2	50%	4
PEACEHEALTH LABORATORIES		3	1	25%	4
UNIVERSITY OF WASHINGTON MEDICAL CENTER (UWMC) EMERGENCY DEPT.			4	100%	4
LB Broen Home		4			4
KENTUCKY CABINET FOR HEALTH AND FAMILY SERVICES			4	100%	4
CVS MN6811POCT PLYMOUTH		4			4
OPTUM OF RED ROAD		4			4
CVS IN7653POCT EVANSVILLE		3	1	25%	4
AFTER HOURS PEDS			4	100%	4
CVS SC4122POCT TAYLORS		4			4
CVS MA447POCT NORTHAMPTON		2	2	50%	4
BELLIN HEALTH LAB		1	3	75%	4
MEDEXPRESS URGENT CARE - WICHITA, S SENECA ST		2	2	50%	4
CVS PA1193POCT JENKINTOWN		4			4
AURORA BAYCARE UROLOGY			4	100%	4
GIEBEIG FAMILY MEDICINE PA			4	100%	4
Westminster Manor		3	1	25%	4
DIAGNOSTIC & MEDICAL SPECIALISTS OF GREENWICH		2	2	50%	4
MEDEXPRESS URGENT CARE, LANCASTER WEST		2	2	50%	4
TMH PHYSICIAN PARTNERS SOUTHWOOD		1	3	75%	4
JFK INTERNAL MEDICINE FACULTY PRACTICE		2	2	50%	4
PRIMECARE		2	2	50%	4
CVS PA258POCT MCKEES ROCKS		4			4
HAMPTON ALF AT 24TH ROAD LLC			4	100%	4
CVS OH3393POCT AURORA		3	1	25%	4
HEART OF FLORIDA HEALTH CENTER INC		1	3	75%	4
BLACK STALLION WALK IN AND EXERCISE CLINICS LLC		1	3	75%	4
SOUTHLAND SUITES OF LAKELAND			4	100%	4
TARPON SPRINGS PEDIATRICS, LLC			4	100%	4
GRADY MEMORIAL HOSPITAL/MICRO			4	100%	4
ARCPPOINT LABS OF FORT LAUDERDALE, FL CENTRAL		1	3	75%	4
MEDEXPRESS URGENT CARE - WAXAHACHIE, N HIGHWAY 77		2	2	50%	4
MEDEXPRESS URGENT CARE - MARKHAM STREE		3	1	25%	4
UNIVERISTY OF MIAMI			4	100%	4
ADVANCED URGENT CARE LLC		1	3	75%	4
CULLMAN REGIONAL MEDICAL CENTER		3	1	25%	4
CVS MO10053POCT SAINT PETERS		4			4
NHC HealthCare, Pulaski		4			4
SOUTH FLORIDA PEDIATRIC PARTNERS			4	100%	4
LAKESIDE HOSPITAL BELLE GLADE			4	100%	4

COVID-19: testing by laboratory

Data through Apr 2, 2021 verified as of Apr 3, 2021 at 09:25 AM

Data in this report are provisional and subject to change.

The numbers in the table below represent the number of Florida and non-Florida residents for whom test results were received by the Department of Health. A person can be tested by more than one laboratory and can have both positive and negative results. **Therefore, the sum of the numbers in each column will be larger than the total number of people tested.**

Reporting lab	Inconclusive	Negative	Positive	Percent positive	Total
APOPKA FAMILY HEALTH CENTER		3	1	25%	4
MARSHFIELD LABORATORIES			4	100%	4
Sears Coastal Nursing and Rehab		4			4
TRUE HEALTH- HOFFNER		3	1	25%	4
CVS IL117OPOCT JOLIET		4			4
MINUTECLINIC DIAGNOSTIC OF OHIO #6139		4			4
CVS MA2297677CV BOSTON		4			4
CVS SC2269POCT COLUMBIA		3	1	25%	4
REGIONAL MEDICAL LAB			4	100%	4
STONE CLINICAL LABORATORIES OF FL LLC		4			4
HARBORCHASE OF VILLAGES CROSSING			4	100%	4
MEADOWS AT CYPRESS GARDENS, THE		3	1	25%	4
MEMORIAL HEALTH CARE SYSTEMS			4	100%	4
MINUTECLINIC DIAGNOSTIC OF PENNSYLVAN		3	1	25%	4
CAREWELL 202			4	100%	4
POWERS PEDIATRICS			4	100%	4
REGIONAL MEDICAL CENTER BAYONET POINT			4	100%	4
MEDEXPRESS URGENT CARE, FAIRMONT		4			4
AFFINITY URGENT CARE			4	100%	4
CHIEFLAND MEDICAL CENTER LLC			4	100%	4
MIAMI COMMUNITY HEALTH CENTER INC		1	3	75%	4
BARRANCO CLINIC PA, THE	1	3			4
ST LUCIE COUNTY HEALTH DEPARTMENT		3	1	25%	4
NEMOURS CHILDREN'S CLINIC			4	100%	4
CHIPOLA QUICK CARE		1	3	75%	4
SOUTH FLORIDA RESEARCH ORGANIZATION			4	100%	4
CVS TX8387POCT AUSTIN		4			4
GERALD CHAMPION REGIONAL MEDICAL CENTE		4			4
CVS PA1379POCT LANSDALE		4			4
CLINICAL CARE CENTER, INC			4	100%	4
WE CARE - CARNIVAL CRUISELINE		4			4
NORTHSIDE HOSPITAL- CHEROKEE		3	1	25%	4
FLORIDA CANCER SPECIALISTS AND RESEARCH		2	2	50%	4
CVS TX8322POCT AUSTIN		4			4
MINUTECLINIC OF NEVADA-2955 S FT APACH		4			4
GASTROENTEROLOGY ASSOC OF PENSACOLA, PA		2	2	50%	4
WINDER NURSING INC DBA WINDER HEALTH CARE		4			4
MINUTECLINIC DIAGNOSTIC OF WISCONSIN, LLC		4			4
MEDEXPRESS URGENT CARE-PASADENA		4			4
DYNACARE LABORATORIES			4	100%	4
MEDAC AT PORTERS NECK			4	100%	4
SUMNER REGIONAL MEDICAL CENTER		3	1	25%	4
GENEVA GENERAL HOSPITAL LABORATORY		3	1	25%	4
MINUTECLINIC, LLC #5707		4			4
PANCARE HEALTH - PONCE DE LEON			4	100%	4
MEDEXPRESS URGENT CARE - WALDORF, CRAIN HWY		4			4
PARKWAY DRUGS OF ONEIDA COUNTY NORTH I		3	1	25%	4

COVID-19: testing by laboratory

Data through Apr 2, 2021 verified as of Apr 3, 2021 at 09:25 AM

Data in this report are provisional and subject to change.

The numbers in the table below represent the number of Florida and non-Florida residents for whom test results were received by the Department of Health. A person can be tested by more than one laboratory and can have both positive and negative results. **Therefore, the sum of the numbers in each column will be larger than the total number of people tested.**

Reporting lab	Inconclusive	Negative	Positive	Percent positive	Total
BETHPAGE EXTENDED HOURS CENTER		4			4
MEDEXPRESS URGENT CARE - SOUTH PARKERSBURG		4			4
BETTERMED URGENT CARE			4	100%	4
LAKE FOREST PARK OP CO LLC		4			4
REFUGE A HEALING PLACE, THE			4	100%	4
MEDEXPRESS - NEW CASTLE, DUPONT HWY		4			4
OVIEDO CHILDRENS HEALTH CENTER LLC		1	3	75%	4
CAREWELL URGENT CARE			4	100%	4
CVS GA2279POCT SUWANEE		4			4
BENEVA LAKES HEALTHCARE & REHAB CENTER			4	100%	4
Hillspring of Springboro		4			4
CVS OH2342POCT WEST CHESTER		3	1	25%	4
PATIENT FIRST - ALLENTOWN			4	100%	4
CVS CT718POCT ANSONIA		4			4
FALLSBURG CHAI		4			4
INSTANT MEDICAL CARE CENTER		3	1	25%	4
BAYLOR ESOTERIC AND MOLECULAR LAB			4	100%	4
MINUTECLINIC DIAG OF IND LLC #1367		4			4
MINUTE CLINIC DIAGNOSTIC OF VIRGINIA, LLC #6292		3	1	25%	4
NDX-CORE LAB			4	100%	4
SOUTHWESTERN REGIONAL MEDICAL CENTER - TULSA		4			4
CELAL GUROL ERBAY, MD			4	100%	4
BROOKDALE WEST BOYNTON BEACH		4			4
H/L of WEst AShley Rhabilitation and Nursing Center		4			4
PANCARE HEALTH YOUNGSTOWN			4	100%	4
HUNT CLUB MEDICAL CARE			4	100%	4
PRESBYTERIAN FAMILY HEALTHCARE-KASEMAN		4			4
Bethany Health and Rehab		4			4
MOBILE URGENT CARE			4	100%	4
BAYSIDE URGENT CARE CENTER INC			4	100%	4
COMMUNITY HEALTH CENTER OF WEST PALM BEACH			4	100%	4
FLORIDA HOSPITAL ALTAMONTE		2	2	50%	4
ManorCare Rehabilitation Center- Decatur		4			4
ADVENT HEALTH - TUSKAWILLA		4			4
LUVERNE HEALTH AND REHABILITATION		4			4
MINUTECLINIC MINUTECLINIC #3665		4			4
UNIVERSITY OF MIAMI STUDENT HEALTH SERVICE			4	100%	4
HAVEN CUSTEAD CARE CENTER		1	3	75%	4
DEPARTMENT OF HEALTH/ NEW YORK			4	100%	4
CONSOLIDATED LABORATORY SERVICES			4	100%	4
DACH MAIN LAB			4	100%	4
Kroger 186 - The Little Clinic Holiday Manor		3	1	25%	4
FHPG TAMPA PRIMARY CARE			4	100%	4
HARBOUR ISLAND PEDIATRICS LLC			4	100%	4
State Lab Unspecifd			4	100%	4
RIVER CITY MEDICAL ASSOCIATES INC			4	100%	4
ST PETE DIRECT PRIMARY CARE		2	2	50%	4

COVID-19: testing by laboratory

Data through Apr 2, 2021 verified as of Apr 3, 2021 at 09:25 AM

Data in this report are provisional and subject to change.

The numbers in the table below represent the number of Florida and non-Florida residents for whom test results were received by the Department of Health. A person can be tested by more than one laboratory and can have both positive and negative results. **Therefore, the sum of the numbers in each column will be larger than the total number of people tested.**

Reporting lab	Inconclusive	Negative	Positive	Percent positive	Total
FLORENCE - HUNTSVILLE HOSPITAL URGENT CARE		3	1	25%	4
CVS NC3803POCT MOORESVILLE		4			4
BARTON MEMORIAL HOSPITAL		3	1	25%	4
ROAN DRUG COMPANY LLC		4			4
NORTH OKALOOSA CLINIC CORP		1	3	75%	4
FISHERMEN'S HOSPITAL			4	100%	4
DTR LABS		3	1	25%	4
PHYSICIANS IMMEDIATE CARE AURORA			4	100%	4
CIMA MEDICAL CENTER		3	1	25%	4
MEDEXPRESS URGENT CARE- ALLISON PARK		2	2	50%	4
EXPRESS TESTING-ONE			4	100%	4
PDL PHARMACY CORP			4	100%	4
CAPITAL HEALTH LABORATORY INC			4	100%	4
UNION CITY MANOR NURSING CENTER		4			4
CAPE COD HOSPITAL			4	100%	4
MONTEFIORE MEDICAL CENTER LABS MONTEFIORE		3	1	25%	4
ALVARO J DANGOND MD PA		4			4
MEDEXPRESS URGENT CARE - SUMMERSVILLE, WEBSTER RD		4			4
CLINICAL ASSOCIATES OF ORLANDO LLC		4			4
MINUTECLINIC DIAGNOSTIC OF VIRGINIA, LLC		4			4
ENCOMPASS HOME HEALTH		4			4
MEDEXPRESS URGENT CARE HUNTINGTON		4			4
SINAI PLAZA NURSING AND REHAB CENTER			4	100%	4
FAMILY MEDICINE AT WATERMAN		4			4
KAILOS GENETICS INC		2	2	50%	4
NYC PUBLIC HEALTH LABS			4	100%	4
MEMORIAL HEALTHCARE SYSTEM		1	3	75%	4
WALGREENS #03287		4			4
MINUTECLINIC DIAGNOSTIC MED GRP OF ORA		3	1	25%	4
Grace Rehabilitation of Vero Beach		4			4
TRIDENT BIOMETRICS		3	1	25%	4
MINUTECLINIC DIAG OF IND, LLC #6648		3	1	25%	4
PORT ORANGE NURSING & REHAB			4	100%	4
RAS MEDICAL SOLUTIONS, LLC		3	1	25%	4
NONA PEDIATRIC CENTER			4	100%	4
WESLEY CHAPEL INTERNAL MEDICINE AND PEDIATRICS			4	100%	4
MINUTECLINIC LLC (2335)		3	1	25%	4
ASCENSION ST VINCENT'S MEDICAL CENTER		3	1	25%	4
CVS OH6149POCT UPPER ARLINGTON		2	2	50%	4
MINNESOTA DEPARTMENT OF HEALTH LABORATORY	1		3	75%	4
CVS CA9606POCT TEMECULA		4			4
MEDEXPRESS URGENT CARE PLEASANT HILLS		3	1	25%	4
IVY CREEK URGENT CARE OF ENTERPRISE			4	100%	4
ManorCare Health Services Camp Hill		4			4
MEDEXPRESS URGENT CARE - LEDGEWOOD		3	1	25%	4
Mill Valley Care Center		4			4
DISCOVERY VILLAGE AT DEERWOOD			4	100%	4

COVID-19: testing by laboratory

Data through Apr 2, 2021 verified as of Apr 3, 2021 at 09:25 AM

Data in this report are provisional and subject to change.

The numbers in the table below represent the number of Florida and non-Florida residents for whom test results were received by the Department of Health. A person can be tested by more than one laboratory and can have both positive and negative results. **Therefore, the sum of the numbers in each column will be larger than the total number of people tested.**

Reporting lab	Inconclusive	Negative	Positive	Percent positive	Total
ASCENDI HOME HEALTH AGENCY INC			4	100%	4
JOHNNIE RUTH CLARKE LAB			4	100%	4
THE OASIS ALF		4			4
SANFORD SOUTH UNIVERSITY		4			4
AIREVAC INTERNATIONAL		4			4
MEDFIRST URGENT CARE			4	100%	4
INFINITI LABS INC			4	100%	4
Marian Manor, Inc		4			4
CVS TX7288POCT DALLAS		4			4
ADVENTHEALTH GORDON		4			4
SONIC REFERENCE LABORATORY			4	100%	4
REMEDY URGENT CLINIC		2	2	50%	4
MEDEXPRESS - NEWARK		4			4
Kroger 125 - The Little Clinic Castle Rock		3	1	25%	4
CAREATC, INC.			4	100%	4
MINUTECLINIC #2797		4			4
HEALTHQUEST, INC		3	1	25%	4
Health Care Center of Jacksonville			4	100%	4
LEON MEDICAL CENTERS, LLC			4	100%	4
CRESTAR LABS		2	2	50%	4
WILLIAM A HINTON STATE LABORATORY INSTITUTE		1	3	75%	4
MEDEXPRESS URGENT CARE - WEST ST PAUL, ROBERT ST S		3	1	25%	4
GILCHRIST COUNTY HEALTH DEPT			4	100%	4
Kroger 895 - The Little Clinic Green Hills		4			4
URGENT CARE OF THE SMOKIES			4	100%	4
ACCESS RECOVERY SOLUTIONS LLC			4	100%	4
MEDEXPRESS URGENT CARE MARTINSBURG		2	2	50%	4
DEACONESS HOSPITAL			4	100%	4
INDUSTRY LAB DIAGNOSTIC PARTNERS			4	100%	4
PINELLAS POINT NURSING AND REHAB			4	100%	4
CVS TX10140POCT THE WOODLANDS		4			4
ELIZABETH CITY HEALTH & REHABILITATION		4			4
CLINICAL LABORATORIES OF THE BUFFALO		3	1	25%	4
MEDEXPRESS URGENT CARE - TEAYS VALLEY		3	1	25%	4
Park Ridge Nursing Center		3	1	25%	4
ORANGE COUNTY HEALTH DEPARTMENT		2	2	50%	4
COVENIENT CARE MEDICAL CLINIC			4	100%	4
BAPTIST HEALTH MEDICAL CENTER			4	100%	4
EPI			4	100%	4
USCG SECTOR ST PETE		1	3	75%	4
Chestnut Park Rehabilitation and Nursing Center		4			4
PM PEDIATRICS OF SELDEN PLLC		4			4
WALGREENS #04176		3	1	25%	4
MEDEXPRESS URGENT CARE-SCOTT TOWNSHIP		3	1	25%	4
Crowne Health Care of Montgomery		4			4
CENTERPLACE HEALTH, INC			4	100%	4
LATCHER LABORATORY OF A O FOX MEMORIAL		2	2	50%	4

COVID-19: testing by laboratory

Data through Apr 2, 2021 verified as of Apr 3, 2021 at 09:25 AM

Data in this report are provisional and subject to change.

The numbers in the table below represent the number of Florida and non-Florida residents for whom test results were received by the Department of Health. A person can be tested by more than one laboratory and can have both positive and negative results. **Therefore, the sum of the numbers in each column will be larger than the total number of people tested.**

Reporting lab	Inconclusive	Negative	Positive	Percent positive	Total
COMMUNITY PHYSICIANS OF NORTH PORT PA			4	100%	4
CVS M05655POCT LIBERTY		1	3	75%	4
ACCENT PHYSICIAN SPECIALISTS PA		4			4
FLORIDA HEART AND VASCULAR			4	100%	4
Lakeside Oaks Care Center			4	100%	4
PALM BEACH CANCER INSTITUTE			4	100%	4
REHABILITATION CENTER OF WINTER PARK,THE			4	100%	4
JACKSONVILLE PEDIATRICS			4	100%	4
Millennium Nursing & Rehab Center		4			4
UNIVERSITY OF MICHIGAN		2	2	50%	4
MEDEXPRESS URGENT CARE - WESTFIELD, E MAIN ST		3	1	25%	4
RML PHARMACY PC		4			4
LOUISIANA DEPT. OF HEALTH AND HOSPITALS-INFECTIOUS DISEASE EPI SECTION			4	100%	4
FCHC (OB)-DARWIN SQUARE CTR.			4	100%	4
Bon Secours Place		3	1	25%	4
CLINICAL PATHOLOGY LABORATORIES			4	100%	4
PREMIER PEDIATRICS		1	3	75%	4
MD NOW URGENT CARE - DELRAY WEST			4	100%	4
CARE ONE PRIMARY CARE			4	100%	4
MENORAH MANOR			4	100%	4
GENUS DIAGNOSTICS			4	100%	4
MARK HOANG MD PA			4	100%	4
MD ANDERSON			4	100%	4
URGENT CARE - OCONEE		2	2	50%	4
OHIO CVS STORES		3	1	25%	4
LEE MEMORIAL HOSPITAL BLOOD GAS LAB			3	100%	3
AVALON MEDICAL GROUP		1	2	67%	3
TARRANT COUNTY PUBLIC HEALTH		3			3
MEDEXPRESS URGENT CARE - BECKLEY		1	2	67%	3
NEBRASKA DEPARTMENT OF HEALTH AND HUMAN SERVICES			3	100%	3
BEEBE MEDICAL CENTER LABORATORY		3			3
LPG PEDIATRICS AT LEHIGH ACRES		2	1	33%	3
LIFE CARE CENTER OF SKAGIT VALLEY		3			3
NEW YORK STATE DEPARTMENT OF HEALTH		1	2	67%	3
Bainbridge Health and Rehab		3			3
FELICIDAD MEDICAL CENTER INC			3	100%	3
SEMINOLE FAMILY HEALTH CENTER		3			3
MT CARMEL PHARMACY INC		3			3
PATHOLOGY REFERENCE LAB LLC			3	100%	3
CABELL HUNTINGTON HOSPITAL CLINICAL LAB			3	100%	3
MEDFUSION		2	1	33%	3
SARASOTA PERSONAL MEDICINE		2	1	33%	3
OPTUM PRIMARY CARE - SILVER LAKES			3	100%	3
MEDEXPRESS URGENT CARE - RICHMOND, W BROAD ST		3			3
VIRGINIA DIVISION OF CONSOLIDATED LABORATORIES			3	100%	3
MINUTECLINIC DIAG OF IND, LLC #6483		1	2	67%	3
FAMILY CARE SPECIALISTS OF ORLANDO			3	100%	3

COVID-19: testing by laboratory

Data through Apr 2, 2021 verified as of Apr 3, 2021 at 09:25 AM

Data in this report are provisional and subject to change.

The numbers in the table below represent the number of Florida and non-Florida residents for whom test results were received by the Department of Health. A person can be tested by more than one laboratory and can have both positive and negative results. **Therefore, the sum of the numbers in each column will be larger than the total number of people tested.**

Reporting lab	Inconclusive	Negative	Positive	Percent positive	Total
MARTIN MEDICAL CENTER INC		1	2	67%	3
MID-FLORIDA PATHOLOGY LLC - MOBILE UNIT # 3		1	2	67%	3
FRESENIUS KIDNEY CARE			3	100%	3
CUMBERLAND MEDICAL CENTER INC		3			3
NORTHSIDE MEDICAL CENTER		3			3
CVS M04850POCT SPRINGFIELD		3			3
BLACKWATER RIVER			3	100%	3
NEXTCARE WYOMING LLC			3	100%	3
SISD EMPLOYEE HEALTH CLINIC			3	100%	3
ALLIED PHYSICIANS GROUP PLLC		3			3
MINUTECLINIC, LLC #07876		2	1	33%	3
RCA LABORATORY SERVICES LLC			3	100%	3
St. Josephs Hospital		1	2	67%	3
SOUTH LAKE FAMILY HEALTH CENTER			3	100%	3
Kroger 388 - The Little Clinic Braelinn Village		3			3
Concordia Village of Tampa			3	100%	3
ADRIANA M CASTRO MD PA		3			3
GONZALEZ MD AND ASWAD MD HEALTH SERVICES			3	100%	3
CVS RI326POCT NORTH SMITHFIELD		3			3
HELIX LW UC		1	2	67%	3
IMMERSION RESIDENTIAL LLC			3	100%	3
SACRED HEART HEALTH SYSTEMS INC			3	100%	3
MINUTECLINIC DIAGNOSTIC OF NEW MEXICO LLC #7552		3			3
PREMIER PEDIATRICS LLC			3	100%	3
CVS NC7548POCT FUQUAY VARINA		2	1	33%	3
NORTHCREST MEDICAL CENTER		1	2	67%	3
CENTRAL JERSEY URGENT CARE OF BROWN MI		3			3
CROSSVILLE MEDICAL GROUP		1	2	67%	3
NORTHERN LIGHT LABORATORY		1	2	67%	3
ROYAL PALM RETIREMENT CENTRE		3			3
Walgreens #5984		3			3
STEAMBOAT EMERGENCY CENTER			3	100%	3
CVS IN6572POCT INDIANAPOLIS		3			3
MEDICAL CITY DALLAS HOSPITAL			3	100%	3
CVS MA1945POCT HANOVER		3			3
INSPIRA MEDICAL CENTER VINELAND LAB		2	1	33%	3
MARRA'S PHARMACY		3			3
EAST NAPLES PEDIATRICS			3	100%	3
CENTRAL DUPAGE HOSPITAL			3	100%	3
RICHMOND CITY DEPARTMENT OF PUBLIC HEALTH			3	100%	3
TRINITY PEDIATRICS			3	100%	3
PIEDMONT NEWNAN HOSPITAL		3			3
COMMUNITY MEDICAL CENTER			3	100%	3
WINDSOR AT OCALA		2	1	33%	3
PUBLIC HEALTH TRUST OF MIAMI DADE COUNTY			3	100%	3
HEPATOLOGY DIAGNOSTIC LAB			3	100%	3
NON-US			3	100%	3

COVID-19: testing by laboratory

Data through Apr 2, 2021 verified as of Apr 3, 2021 at 09:25 AM

Data in this report are provisional and subject to change.

The numbers in the table below represent the number of Florida and non-Florida residents for whom test results were received by the Department of Health. A person can be tested by more than one laboratory and can have both positive and negative results. **Therefore, the sum of the numbers in each column will be larger than the total number of people tested.**

Reporting lab	Inconclusive	Negative	Positive	Percent positive	Total
SUPER HEALTH PHARMACY LLC		3			3
CHEROKEE COUNTY HEALTH AND REHAB CENTER		3			3
VIRGINIA DEPARTMENT OF HEALTH DIVISION OF			3	100%	3
MEDEXPRESS URGENT CARE-CLOQUET		3			3
SAN JUAN REGIONAL MEDICAL CENTER		3			3
CVS PA2688POCT COLLEGEVILLE		3			3
OPP HEALTH AND REHABILITATION		3			3
CVS MA1006POCT BROCKTON		3			3
NORTHWEST FLORIDA CLINICAL LAB		1	2	67%	3
NORTH NAPLES HOSPITAL RESPIRATORY THERAPY DEPARTMENT			3	100%	3
MEDEXPRESS URGENT CARE, HERMITAGE		1	2	67%	3
NEWSTAR MEDICAL LABORATORIES		3			3
MISSISSIPPI CARE CENTER OF DEKALB LLC		3			3
WALGREENS #06416		3			3
ELITE PRIMARY CARE OF WAYCROSS			3	100%	3
CVS AZ1720POCT QUEEN CREEK		3			3
GENDERXPRESS/PICTURE ME PERFECT IMAGING			3	100%	3
WEST TN HEALTH MED NORTH		3			3
HEALTH AND WELLNESS URGENT CARE LLC			3	100%	3
BROOKDALE SENIOR LIVING			3	100%	3
TIEHH BIOTERRORISM RESPONSE LAB			3	100%	3
CVS IN6605POCT INDIANAPOLIS		2	1	33%	3
Hunterdon Medical Center Laboratory		3			3
QUEST DIAGNOSTICS CLINICAL LABORATORIES INC		2	1	33%	3
PEDIATRICS BY THE SEA JOG RD OFFICE			3	100%	3
SHANDS AT LAKE SHORE LAB		1	2	67%	3
VICAR'S LANDING NURSING HOME		2	1	33%	3
Westside Terrace		3			3
USCG ABBOTT BINAXNOW		2	1	33%	3
ESTERO FIRE RESCUE		3			3
CLINICAL CARE ASSOCIATES, INC			3	100%	3
24TH WEAPONS OF MASS DESTRUCTION - CIVIL SUPPORT		3			3
HIALEAH SHORES NURSING AND		2	1	33%	3
NASSAU COUNTY HEALTH DEPARTMENT		3			3
ADVANCED MEDICAL RESEARCH CENTER LLC			3	100%	3
MEDEXPRESS URGENT CARE - WHEELING		2	1	33%	3
BARONESS ERLANGER HOSPITAL		3			3
BOLING, STEPHANIE		3			3
JOHN KNOX MANOR INC II		2	1	33%	3
CVS PHARMACY INC DBA CVS/PHARMACY #10908		3			3
MOBIL LAB FOR ALL INC		3			3
PRECIDENT FLORIDA		3			3
INTERCOASTAL FAMILY PRATICE		1	2	67%	3
GUTHRIE CORNING HOSPITAL LABORATORY		3			3
CROWNE HEALTH CARE OF FORT PAYNE		2	1	33%	3
WALGREENS #07502		3			3
MINUTECLINIC DIAGNOSTIC OF OHIO #5060		3			3

COVID-19: testing by laboratory

Data through Apr 2, 2021 verified as of Apr 3, 2021 at 09:25 AM

Data in this report are provisional and subject to change.

The numbers in the table below represent the number of Florida and non-Florida residents for whom test results were received by the Department of Health. A person can be tested by more than one laboratory and can have both positive and negative results. **Therefore, the sum of the numbers in each column will be larger than the total number of people tested.**

Reporting lab	Inconclusive	Negative	Positive	Percent positive	Total
LEE COMMUNITY HEALTHCARE INC DUNBAR		3			3
SOMA MEDICAL CENTER PA #3 PALOMINO			3	100%	3
WEILL CORNELL MEDICAL ASSOCIATES - EAST SIDE		3			3
BROOKDALE OAKBRIDGE		1	2	67%	3
WOODMARK AT UPTOWN ASSISTED LIVING		3			3
LRHS Florida Poly Tech		3			3
NORTH CAROLINA DEPT OF HEALTH & HUMAN SRVCS STATE LAB OF PUBLIC HEALTH			3	100%	3
MANORCARE NURSING & REHABILITATION CENTER-NAPLES		3			3
CVS AZ7841POCT TUCSON		3			3
RUSSELL SAGE COLLEGE WELLNESS CENTER		3			3
DOUGLASVILLE NURSING AND REHABILITATIO		3			3
OPTUM FLORIDA		2	1	33%	3
PHYSICIANS MEDICAL CENTER		3			3
FOUR WINDS BEHAVIORAL HEALTH		3			3
LEVY COUNTY DEPT. OF PUBLIC SAFETY		1	2	67%	3
CVS IL2297144CV CHICAGO		3			3
THE CENTER FOR DISCOVERY		3			3
Kroger 758 - The Little Clinic Providence		3			3
Fort Gaines Health and Rehab		3			3
SURETOX LABORATORY LLC		2	1	33%	3
MID FLORIDA CLINICAL LABORATORY		2	1	33%	3
UNIVERSITY HEALTH SERVICES RIVER CAMPUS		2	1	33%	3
CVS PA1657POCT YORK		2	1	33%	3
MINUTECLINIC DIAGNOSTIC OF TEXAS, LLC #7435		2	1	33%	3
Medilodge of Montrose		3			3
GREATER MOBILE URGENT CARE – SPRINGHILL			3	100%	3
Arbors at Marietta		3			3
CONCENTRA - PLANTATION		3			3
CVS PA7132POCT THORNDALE		3			3
CVS CA9803POCT RIVERSIDE		3			3
EASTERN NEW MEXICO MEDICAL CENTER		3			3
COVANCE CLS			3	100%	3
AVANTE INVERNESS		1	2	67%	3
CRISP REGIONAL HOSPITAL		3			3
COL CROSSROAD		1	2	67%	3
NEMOURS CHILDRENS PRIMARY CARE MAITLAND			3	100%	3
MPG JACKSONVILLE ATLANTIC BLVD		1	2	67%	3
ALABAMA DEPT PUBLIC HEALTH			3	100%	3
CVS TX7675POCT RED OAK		1	2	67%	3
MINUTECLINIC, LLC #05891		2	1	33%	3
SKR MEDICAL ADVISORS		3			3
MEDEXPRESS URGENT CARE - NORTH LITTLE		2	1	33%	3
URGENT DOC - URGENT CARE CLINIC			3	100%	3
F W HUSTON MEDICAL CENTER SENIOR LIVIN		3			3
FLAGLER FAMILY MEDICINE PA			3	100%	3
PROMPT CARE OF CENTRAL FLORIDA LLC			3	100%	3
NOVA SOUTHEASTERN UNIVERSITY		2	1	33%	3

COVID-19: testing by laboratory

Data through Apr 2, 2021 verified as of Apr 3, 2021 at 09:25 AM

Data in this report are provisional and subject to change.

The numbers in the table below represent the number of Florida and non-Florida residents for whom test results were received by the Department of Health. A person can be tested by more than one laboratory and can have both positive and negative results. **Therefore, the sum of the numbers in each column will be larger than the total number of people tested.**

Reporting lab	Inconclusive	Negative	Positive	Percent positive	Total
LOCH HAVEN PEDIATRICS			3	100%	3
WEST COCOA PHARMACY			3	100%	3
EVENING PEDIATRICS INC		1	2	67%	3
CVS PA4000POCT INDIANA		3			3
SOLERA SPECIALTY PHARMACY LLC		2	1	33%	3
NEBRASKA MEDICAL CENTER			3	100%	3
COVID PROCESSING SITE			3	100%	3
HEALGEN SCIENTIFIC			3	100%	3
Kroger 768 - The Little Clinic Leestown Rd		2	1	33%	3
Wynfield Park Health and Rehabilitation		3			3
MEDEXPRESS URGENT CARE GREENSBURG		2	1	33%	3
CVS MINUTE CLINIC DIAGNOSTIC MED GRP		3			3
SARASOTA IMMEDIATE CARE			3	100%	3
MONTANA PUBLIC HEALTH LAB			3	100%	3
MEDEXPRESS URGENT CARE-CHIPPEWA		2	1	33%	3
ACL LABORATORIES INDUSTRIAL TOXICOLOGY			3	100%	3
WOMACK ARMY MEDICAL CENTER			3	100%	3
ADVENTHEALTH MEDICAL GROUP ADULT AND SENIOR HEALTH			3	100%	3
BRANDON REGIONAL EMERGENCY CTR			3	100%	3
CENTURY LINK SPORTS COMPLEX			3	100%	3
STARMED FAMILY & URGENT CARE			3	100%	3
FLORIDA LABORATORY ANALYSIS, LLC			3	100%	3
SKIN WELLNESS PHYSICIANS LLC		3			3
STRINGFELLOW MEMORIAL HOSPITAL		3			3
NC STATE LABORATORY OF PUBLIC HEALTH		3			3
WALGREENS #10264		3			3
MEDEXPRESS URGENT CARE - ANDERSON		3			3
NASON HOSPITAL			3	100%	3
CVS TN7144POCT BARTLETT		3			3
HARBORCHASE OF STUART			3	100%	3
CALLE OCHO DIALYSIS			3	100%	3
LINCOLN MEDICAL CENTER		3			3
MERCY HOSPITAL			3	100%	3
KISSIMMEE URGENT CARE		3			3
SENTARA NORFOLK GENERAL HOSPITAL CENTRAL LAB			3	100%	3
CVS OH4359POCT HUDSON		3			3
WHOLE CHILD PEDIATRICS			3	100%	3
Kroger 387 - The Little Clinic Hubbards Lane		3			3
MED FUSION			3	100%	3
CARENOW-ATASCOCITA			3	100%	3
ADVENTHEALTH IMAGING LAKE NONA		1	2	67%	3
GARCIA MORALES NELSON			3	100%	3
CVS SC2250POCT COLUMBIA		3			3
MIDDLETON PEDIATRICS			3	100%	3
HELIX BIOMEDICS LLC			3	100%	3
TRUE HEALTH – LAKE UNDERHILL		3			3
SANFORD MOBILE LAB			3	100%	3

COVID-19: testing by laboratory

Data through Apr 2, 2021 verified as of Apr 3, 2021 at 09:25 AM

Data in this report are provisional and subject to change.

The numbers in the table below represent the number of Florida and non-Florida residents for whom test results were received by the Department of Health. A person can be tested by more than one laboratory and can have both positive and negative results. **Therefore, the sum of the numbers in each column will be larger than the total number of people tested.**

Reporting lab	Inconclusive	Negative	Positive	Percent positive	Total
CVS IL3163POCT OAK PARK		3			3
PINELLAS PARK HEALTH CENTER - PINELLAS CHD		1	2	67%	3
LEE CONVENIENT CARE AT SUMMERLIN			3	100%	3
CERTIVIA LABORATORIES			3	100%	3
MARYLAND STATE DEPT OF HEALTH	2		1	33%	3
FAMILY TREE MEDICAL GROUP PA		2	1	33%	3
Georgiana Health and Rehabilitation, LLC		3			3
LAHEY CLINIC MEDICAL CENTER			3	100%	3
MINUTECLINIC DIAGNOSTIC OF WISCONSIN,		3			3
TAMPA		1	2	67%	3
Cleveland Clinic Weston			3	100%	3
CVS TX7156POCT RICHARDSON		3			3
MEDEXPRESS URGENT CARE - JEANNETTE		3			3
MINUTECLINIC DIAGNOSTIC OF PA LLC		3			3
HARBORCHASE OF GAINESVILLE			3	100%	3
APEX CLINICAL LABORATORIES INC		3			3
COMMUNITY HEALTH CENTERS INC			3	100%	3
YORK HOSPITAL - LABORATORY			3	100%	3
MEDEXPRESS URGENT CARE-ARLINGTON		2	1	33%	3
Good Samaritan Society - Fairfield Glade		3			3
IOWA DEPARTMENT OF PUBLIC HEALTH			3	100%	3
BRENTWOOD SENIOR LIVING AT ST PETE			3	100%	3
BOONES CREEK URGENT CARE		1	2	67%	3
CVS MA2401POCT MARSHFIELD		3			3
ST. PETERSBURG PEDIATRICS- 38TH AVENUE			3	100%	3
PREMIER CLINICAL RESEARCH INSTITUTE INC			3	100%	3
LITTLE SPURS PEDIATRIC URGENT CARE		1	2	67%	3
EVERGREEN WOODS HEALTH & REHAB CENTER		2	1	33%	3
WALGREENS #04311		3			3
MEDICAL CENTER OF THE ROCKIES			3	100%	3
ADVENT HEALTH MEDICAL GROUP FAMILY MEDICINE			3	100%	3
CVS CT288POCT BRISTOL		2	1	33%	3
VELOCITY CARE			3	100%	3
SOUTH BAY CORRECTIONAL FACILITY			3	100%	3
YATES COUNTY PUBLIC HEALTH		3			3
CVS IL8753POCT CHICAGO		3			3
TIFT REGIONAL HLTH SYSTEM, INC DBA SOU		3			3
CVS SC5471POCT LEXINGTON		2	1	33%	3
SKIPPACK MEDICAL LAB			3	100%	3
CARESPOT-WELLINGTON			3	100%	3
BRIGHAM AND WOMEN'S HOSPITAL			3	100%	3
THE OASIS BEACHSIDE		3			3
NEXT BIO RESEARCH SERVICES, LLC		1	2	67%	3
MAYO		1	2	67%	3
PREMIER FAMILY AND SPORTS MEDICINE		2	1	33%	3
CVS TX5807POCT PEARLAND		3			3
PROHEALTH PRIMARY CARE - GLEN OAKS		3			3

COVID-19: testing by laboratory

Data through Apr 2, 2021 verified as of Apr 3, 2021 at 09:25 AM

Data in this report are provisional and subject to change.

The numbers in the table below represent the number of Florida and non-Florida residents for whom test results were received by the Department of Health. A person can be tested by more than one laboratory and can have both positive and negative results. **Therefore, the sum of the numbers in each column will be larger than the total number of people tested.**

Reporting lab	Inconclusive	Negative	Positive	Percent positive	Total
ERIE COUNTY PUBLIC HEALTH CLINICAL		3			3
Broadview Multi-Care Center		3			3
CELEBRATION PRIMARY CARE ASSOCIATES LLC		3			3
PROPATH			3	100%	3
NEW YORK PHYSICIANS LLP		3			3
CARENOW-LEBANON		1	2	67%	3
LAURELLWOOD NURSING CENTER		1	2	67%	3
COMMUNICABLE DISEASE CONTROL/PUBLIC HEALTH EMERGENCY PREPAREDNESS			3	100%	3
GYN PATH SERVICES			3	100%	3
MALABAR FAMILY PRACTICE		1	2	67%	3
SCIENTIFIC LABORATORY DIVISION			3	100%	3
VA PRIMARY CARE ANNEX			3	100%	3
HALIFAX HEALTH CARE FOR WOMEN		3			3
BNC Medical Investors, LLC Berrien Nursing & Rehabilitation Center		3			3
SOFTCELL L-FORM LABORATORIES, LLC			3	100%	3
LEXINGTON MEDICAL CENTER		1	2	67%	3
TMH PHYSICIAN PARTNERS BLOUNTSTOWN			3	100%	3
ESCO DRUG CO INC		3			3
CORNERSTONE DRUG AND GIFT INC		3			3
MEDEXPRESS URGENT CARE - LITTLE ROCK		2	1	33%	3
VA OUTPATIENT CLINIC-NEW PORT RICHEY			3	100%	3
CAMPAZZI CONCIERGE MEDICAL SERVICES		2	1	33%	3
CLINICA HISPANIA			3	100%	3
MEDEXPRESS URGENT CARE, CHAMBERSBURG		2	1	33%	3
AUSTIN PUBLIC HEALTH			3	100%	3
MEDIC INFUSION PA		3			3
HOUSTON METHODIST HOSPITAL			3	100%	3
WALGREENS NO 19542		3			3
UNITY HEALTH AND REHABILITATION CENTER			3	100%	3
CANOPY PEDIATRICS		3			3
CAPTIAL REGIONAL MEDICAL CENTER			3	100%	3
ARCPOINT LABS OF ALTAMONTE SPRINGS		1	2	67%	3
COLISEUM MED CTR LLC/COLISEUM MED CTRS		2	1	33%	3
CVS PA7611POCT ALLISON PARK		3			3
NEMOURS CHILDRENS PRIMARY CARE HORIZON WEST			3	100%	3
COASTAL SKIN SURGERY AND DERMATOLOGY PL		3			3
Lebanon VAMC		2	1	33%	3
JOJAN PHARMA INC		3			3
SIGNATURE CARE PFLUGERVILLE			3	100%	3
ADVANCED HEART CARE OF SOUTH FLORIDA		3			3
FLORIDA HOSPITAL LABORATORIES		3			3
SINAI POST ACUTE NURSING AND REHAB CE		3			3
PHYSICIANS CARE INC		1	2	67%	3
BOSTON MEDICAL CENTER			3	100%	3
FLORIDA HOSPITAL PHYSICIANS GROUP		1	2	67%	3
CVS TX3292POCT WYLIE		3			3
OPENTRONS PRL		2	1	33%	3

COVID-19: testing by laboratory

Data through Apr 2, 2021 verified as of Apr 3, 2021 at 09:25 AM

Data in this report are provisional and subject to change.

The numbers in the table below represent the number of Florida and non-Florida residents for whom test results were received by the Department of Health. A person can be tested by more than one laboratory and can have both positive and negative results. **Therefore, the sum of the numbers in each column will be larger than the total number of people tested.**

Reporting lab	Inconclusive	Negative	Positive	Percent positive	Total
MINUTECLINIC, LLC #05814		3			3
MEDEXPRESS URGENT CARE NORWIN		3			3
NORTHSIDE HOSPITAL DULUTH		2	1	33%	3
BAPTIST OUTPATIENT SERVICES			3	100%	3
SUMMIT MEDICAL GROUP - WEST ORANGE		3			3
ASPIRUS WAUSAU HOSPITAL			3	100%	3
CAREHERE LLC			3	100%	3
MARION COUNTY FIRE RESCUE		3			3
LUCID LABORATORY SERVICES		3			3
PICHARDO CLINIC, THE		1	2	67%	3
HARBOUR'S EDGE		2	1	33%	3
BASCOM PALMER EYE INSTITUTE			3	100%	3
AMI ST FRANCIS HOSPITAL LABORATORY		2	1	33%	3
Gracemore Nursing and Rehab		3			3
CVS IN6757POCT COLUMBUS		3			3
CANDLER HOSPITAL PATHOLOGY LABORATORY		2	1	33%	3
CVS KS676POCT LAWRENCE		2	1	33%	3
ACCESS HEALTH CARE		2	1	33%	3
PRISMA HEALTH MIDLANDS			3	100%	3
BREVARD FAMILY WALK IN CLINIC			3	100%	3
MEDEXPRESS URGENT CARE - TOPEKA, SW WANAMAKER RD		3			3
VIRTUA MEMORIAL HOSPITAL BURLINGTON COUNTY		1	2	67%	3
Kroger 592 - The Little Clinic Alexander Plaza		2	1	33%	3
MEDEXPRESS URGENT CARE - FORT SMITH		3			3
FAMILY FIRST PEDIATRICS			3	100%	3
ORCHID COVE DAYTONA			3	100%	3
MINUTECLINIC DIAG OF IND, LLC #5369		2	1	33%	3
LIFELINK OF FLORIDA		1	2	67%	3
CVS AZ7263POCT PHOENIX		3			3
CVS MA969POCT PALMER		3			3
UHEALTH JACKSON URGENT CARE - CUTLER BAY		1	2	67%	3
HELIX URGENT CARE			3	100%	3
MEMORIAL HERMANN			3	100%	3
ORLANDO AIRPORT DIALYSIS		3			3
PREMIER MOBILE HEALTH SERVICES, LLC		1	2	67%	3
ASPEN VALLEY HOSPITAL			3	100%	3
UNIVERSITY OF KANSAS MEDICAL CENTER			3	100%	3
BAPTIST HEALTH SURGERY CENTER AT NORTHPOINT			3	100%	3
Greystone Health Care Center		3			3
QUALITY LABORATORY SERVICE		2	1	33%	3
CVS TX2876POCT PROSPER		3			3
NHC HealthCare, Cookeville		3			3
CVS CA9103POCT ESCONDIDO		3			3
CVS OH2486POCT NILES		1	2	67%	3
MEDEXPRESS-HOUSTON EAST FWY		1	2	67%	3
SCHIFF CENTER FOR LIVER DISEASES		1	2	67%	3
MINUTECLINIC, LLC (CLINIC 10928)		3			3

COVID-19: testing by laboratory

Data through Apr 2, 2021 verified as of Apr 3, 2021 at 09:25 AM

Data in this report are provisional and subject to change.

The numbers in the table below represent the number of Florida and non-Florida residents for whom test results were received by the Department of Health. A person can be tested by more than one laboratory and can have both positive and negative results. **Therefore, the sum of the numbers in each column will be larger than the total number of people tested.**

Reporting lab	Inconclusive	Negative	Positive	Percent positive	Total
ADVANCE FAMILY PRACTICE LLC			3	100%	3
MEDEXPRESS URGENT CARE, BELLE VERNON		3			3
Kroger 448 - The Little Clinic Mason		3			3
MOUNT SINAI AVENTURA DIAGNOSTIC CENTER			3	100%	3
ORLANDO REGIONAL HEALTH SERVICES		1	2	67%	3
FULGENT GENETICS HOUSTON		3			3
CORTLAND COUNTY HEALTH DEPARTMENT		3			3
LOYOLA UNIVERSITY MEDICAL CENTER LABORATORY			3	100%	3
EASTMAN HEALTHCARE & REHAB		3			3
CVS GA5637POCT VILLA RICA		3			3
NOVANT HEALTH PRESBYTERIAN		2	1	33%	3
ADVENTHEALTH MEDICAL GROUP INTERNAL MEDICINE		2	1	33%	3
FIRST CARE - MIDDLESBORO			3	100%	3
CROSSROADS URGENT CARE PLLC		3			3
SAVANNAH COVE		3			3
CVS IL2798POCT CHICAGO		1	2	67%	3
BAPTIST HOSPITAL NURSING/PATIENT CARE			3	100%	3
SPARROW CENTRAL LAB			3	100%	3
Kroger 522 - The Little Clinic Gahanna		2	1	33%	3
BETHESDA HOSPITAL EAST BLOOD GAS LAB			3	100%	3
THOMAS LANGLEY			3	100%	3
GROVES CENTER			3	100%	3
Kroger 635 - The Little Clinic Dacula		3			3
NORTHEAST FLORIDA INTERNAL MEDICINE PA		3			3
BROOKDALE LAKE MARY			3	100%	3
CVS MO8555POCT KANSAS CITY		3			3
COMMUNITY HEALTH CENTERS OF PINELLAS, INC		1	2	67%	3
JS HEALTHCARE		2	1	33%	3
TERRACE OF ST CLOUD, THE		2	1	33%	3
Grandview Health Care Center		3			3
CLEARWATER		2	1	33%	3
AFFORDABLE PRIMARY CARE LLC		3			3
CVS MO10151POCT SPRINGFIELD		2	1	33%	3
ADVANCED PEDIATRICS			3	100%	3
CGH MEDICAL CENTER			3	100%	3
OHIO DEPARTMENT OF HEALTH LABORATORY		2	1	33%	3
FLORIDA GASTROENTEROLOGY ASSOCIATES PA		3			3
Kroger 093 - The Little Clinic Stapleton		2	1	33%	3
ADVANCED URGENT CARE CENTER OF THE UPPER KEYS		1	2	67%	3
DEPARTMENT OF HEALTH AND ENVIRONMENTAL CONTROL			3	100%	3
Rosedale Green		3			3
TAYLOR MANOR		1	2	67%	3
GULF COAST IMMEDIATE CARE CENTER		1	2	67%	3
OMNI HEALTHCARE INC		1	2	67%	3
Edward Hines, Jr. VA Hospital		2	1	33%	3
Kroger 627 - The Little Clinic Castleberry		2	1	33%	3
CORMEUM LAB SERVICES, LLC			3	100%	3

COVID-19: testing by laboratory

Data through Apr 2, 2021 verified as of Apr 3, 2021 at 09:25 AM

Data in this report are provisional and subject to change.

The numbers in the table below represent the number of Florida and non-Florida residents for whom test results were received by the Department of Health. A person can be tested by more than one laboratory and can have both positive and negative results. **Therefore, the sum of the numbers in each column will be larger than the total number of people tested.**

Reporting lab	Inconclusive	Negative	Positive	Percent positive	Total
2412 LEBANON PIKE		2	1	33%	3
EXCEL URGENT CARE OF NJ, LLC		1	2	67%	3
DOCTORS OFFICE OF NEW JERSEY		3			3
HILLVIEW LABORATORY			3	100%	3
MANATEE MEMORIAL HOSPITAL CLINICAL LABORATORY			3	100%	3
GREENTREE MEDICAL CENTER			3	100%	3
ADVENT HEALTH - CENTRAL PASCO ER			3	100%	3
CHILDREN'S HEALTHCARE OF ATLANTA AT EG		3			3
BAPTIST PRIMARY CARE, INC.		2	1	33%	3
LIVINGSTON COUNTY DEPT OF HEALTH REPRO			3	100%	3
NORTH SHORE HOSP. INFECTION CONTROL			3	100%	3
SOUTH COUNTY MENTAL HEALTH CENTER INC			3	100%	3
SUNDALE NURSING HOME		3			3
ADVENTHEALTH MEDICAL GROUP PEDIATRICS AT APOPKA		3			3
ROANE MEDICAL CENTER		2	1	33%	3
JUPITER INTERNAL MEDICINE AND ASSOCIATES			3	100%	3
PANCARE HEALTH - FRANKLIN CO			3	100%	3
PARRISH MEDICAL CENTER-WAIVED TESTING		3			3
EXETER HOSPITAL		3			3
FREDERICK MEMORIAL HOSPITAL			3	100%	3
HOMELAND CENTER		3			3
SCRIPPS CLINIC MEDICAL			3	100%	3
DOCTOR 4 U CLINIC		1	2	67%	3
CVS IL4778POCT EVANSTON		3			3
OLEAN GENERAL HOSPITAL		3			3
US SPECIALTY LABS			3	100%	3
ANN STORCK CENTER INC		3			3
MINUTECLINIC DIAGNOSTIC PA #3344		3			3
TIFTON CARECONNECT URGENT CARE			3	100%	3
Kroger 571 - The Little Clinic Hendersonville		1	2	67%	3
Kennedy University Hospital -Wash Twp L		3			3
EXPEDIAN URGENT CARE			3	100%	3
STARLING AT SAN JOSE			3	100%	3
CVS NH2257POCT MANCHESTER		3			3
MEDEXPRESS URGENT CARE - DANVILLE		3			3
AKRON GENERAL MEDICAL CENTER MAIN		3			3
MINUTECLINIC LLC #5176			3	100%	3
NORTH DAKOTA DEPT OF HEALTH MICROBIOLOGY		1	2	67%	3
ALLIANCE LABS @LRMC			3	100%	3
PIEDMONT FAYETTE HOSPITAL		2	1	33%	3
TUFTS MEDICAL CENTER			3	100%	3
OHIO HEALTH DOCTORS HOSPITAL			3	100%	3
MANATEE URGENT CARE LLC			3	100%	3
INTERNAL MEDICINE AND WOUND CARE SPECIALIST LLC		3			3
TAMPA INTERNATIONAL AIRPORT			3	100%	3
WYOMING DEPT OF HEALTH			3	100%	3
DOCTORS HOSPITAL RENAISSANCE			3	100%	3

COVID-19: testing by laboratory

Data through Apr 2, 2021 verified as of Apr 3, 2021 at 09:25 AM

Data in this report are provisional and subject to change.

The numbers in the table below represent the number of Florida and non-Florida residents for whom test results were received by the Department of Health. A person can be tested by more than one laboratory and can have both positive and negative results. **Therefore, the sum of the numbers in each column will be larger than the total number of people tested.**

Reporting lab	Inconclusive	Negative	Positive	Percent positive	Total
COOPER UNIVERSITY HOSPITAL LABORATORY		2	1	33%	3
THE PATHOLOGY LABORATORY		1	2	67%	3
Village on the Green			3	100%	3
ACCESS 365 URGENT CARE LLC		1	2	67%	3
MIDWAY SPECIALTY CARE RX LLC		1	2	67%	3
WHITE EARTH IHS MAIN LAB		3			3
TEMPUS_LABS			3	100%	3
MEDICAL CENTER OF CENTRAL GEORGIA			3	100%	3
Magnolia Health and Rehab Center			3	100%	3
EFFINGHAM HOSP, INC, DBA EFFINGHAM HEALTH		3			3
NASSAU COUNTY HEALTH DEPARTMENT-FERNANDINA BEACH C		3			3
SOUTH MIAMI HOSPITAL			3	100%	3
SPRING LAKE REHABILITATION CENTER			3	100%	3
ST. LUKE'S HOSPITAL - BETHLEHEM CAMPUS		1	2	67%	3
SOFTLAB			3	100%	3
CVS NJ837POCT MARLTON		3			3
MEDEXPRESS URGENT CARE-WILKINS TOWNSHIP, WILLIAM PENN HIGHWAY		3			3
EMERALD TRACE		3			3
FLORIDA MEDICAL ASSOCIATES		3			3
Maryfield Inc. dba Pennybyrn		3			3
CVS AZ5026POCT MESA		3			3
MINUTE CLINIC LLC #1909		3			3
SUN TERRACE HEALTH CARE CENTER			3	100%	3
BRADENTON PHYSICIAN MEDICAL CENTER			3	100%	3
ORLANDO HEALTH PHYSICIAN GROUP INC			3	100%	3
NORTH BROWARD HOSPITAL DISTRICT HEALTHCARE FOR THE HOMELESS			3	100%	3
MURFREESBORO MEDICAL CLINIC		3			3
HOPE HEALTH CARE, LLC		3			3
Englewood Health and Rehab			3	100%	3
ADVENTHEALTH SEBRING- INFECTION CONTROL DEPARTMENT			3	100%	3
Englewood Health Care Center		3			3
SERENADES BY SONATA		1	2	67%	3
Oak Creek Terrace		3			3
CVS PA2687POCT EXTON		3			3
NYU WINTHROP LABORATORY		3			3
LEESBURG COMMUNITY HEALTH CENTERS			3	100%	3
FLORIDA MENTOR-POINT WEST CLUSTER		3			3
MEDEXPRESS URGENT CARE - WILKES BARRE		2	1	33%	3
CLARA MAASS TRANSITIONAL CARE UNIT		3			3
HEARTLAND - CHARLESTON OF HANAHAN SC,		3			3
WAL-MART STORES EAST LP		2	1	33%	3
MEDICAL SERVICES OF AMERICA HOME HEALTH		3			3
MUNSON MEDICAL CENTER			3	100%	3
ONslow MEMORIAL HOSPITAL LABORATORY		3			3
PM PEDIATRICS OF BAYSIDE, PLLC - MANHASSET		3			3
DELAWARE PUBLIC HEALTH LABORATORY		1	2	67%	3
CVS NJ715POCT WAYNE		3			3

COVID-19: testing by laboratory

Data through Apr 2, 2021 verified as of Apr 3, 2021 at 09:25 AM

Data in this report are provisional and subject to change.

The numbers in the table below represent the number of Florida and non-Florida residents for whom test results were received by the Department of Health. A person can be tested by more than one laboratory and can have both positive and negative results. **Therefore, the sum of the numbers in each column will be larger than the total number of people tested.**

Reporting lab	Inconclusive	Negative	Positive	Percent positive	Total
320 S TRANSIT ST		3			3
AZALEALAND NURSING HOME		3			3
CVS MO5727POCT PLATTE CITY		3			3
CVS GA5622POCT DALLAS		2	1	33%	3
LEGACY ER AND URGENT CARE			3	100%	3
CARECENTER PHARMACY, LLC		3			3
ST LUKES HOSPITAL LABORATORY		2	1	33%	3
WELLMED AT APOLLO BEACH BLVD		1	2	67%	3
ALOHA HOME CARE LLC DBA ACCENTCARE HOME HEALTH OF		3			3
CTRS			3	100%	3
INTERNAL MEDICINE & PEDIATRICS WELLNESS CENTER			3	100%	3
COVENANT PEDIATRICS		1	2	67%	3
SSM HEALTH ST LOUIS MICROBIOLOGY LABORATORY		1	2	67%	3
RAPID CITY RUGENT CARE			3	100%	3
EAST TENNESSEE CHILDREN'S HOSPITAL		2	1	33%	3
BAPTIST PRIMARY CARE FERNANDINA BEACH			3	100%	3
ADVICE FOR OPTIMAL WELLNESS, INC			3	100%	3
PEDIATRICS AND ADOLESCENT MEDICINE		2	1	33%	3
CCRX OF NORTH CAROLINA, LLC		2	1	33%	3
Lakeview Village		3			3
CVS NC2749POCT CONCORD		3			3
BROOME COUNTY HEALTH DEPARTMENT		2	1	33%	3
AFC URGENT CARE/FARRAGUT			3	100%	3
TWIN LAKES REHAB & HEALTHCARE		2			2
CVS OH4499POCT LYNDHURST		2			2
MASSACHUSETTS DEPARTMENT OF HEALTH			2	100%	2
Piney Grove Nursing and Rehabilitation Center		2			2
ALL PEDIATRIC CARE PA			2	100%	2
Wetumpka Health and Rehab, LLC		2			2
LIFETIME FAMILY URGENT CARE			2	100%	2
Henry County Health and Rehabilitation		2			2
CVS AZ9290POCT PHOENIX		2			2
Kroger 328 - The Little Clinic Henderson Road		2			2
ORLANDO LUTHERAN TOWERS		1	1	50%	2
DALLAS BAPTIST UNIVERSITY - HEALTH SERVICES			2	100%	2
AHC Forest cove		2			2
SANITAS LAUDERDALE LAKES			2	100%	2
STANFORD HEALTH CARE ANATOMIC PATHOLOGY & CLINICAL LAB			2	100%	2
CVS NV2989POCT NORTH LAS VEGAS		1	1	50%	2
METHODIST MANSFIELD MEDICAL CENTER			2	100%	2
TEXAS HEALTH CARE			2	100%	2
BERNHARDT LABORATORIES INC			2	100%	2
MOBILE HEALTH LABS LLC			2	100%	2
MINUTECLINIC DIAGNOSTIC OF KANSAS, PC		2			2
SHERIDAN AT HOBE SOUND, THE			2	100%	2
MEDEXPRESS URGENT CARE-SELINGSGROVE		2			2
RUST MEDICAL CENTER		2			2

COVID-19: testing by laboratory

Data through Apr 2, 2021 verified as of Apr 3, 2021 at 09:25 AM

Data in this report are provisional and subject to change.

The numbers in the table below represent the number of Florida and non-Florida residents for whom test results were received by the Department of Health. A person can be tested by more than one laboratory and can have both positive and negative results. **Therefore, the sum of the numbers in each column will be larger than the total number of people tested.**

Reporting lab	Inconclusive	Negative	Positive	Percent positive	Total
CREATIVE HEALTH CENTER			2	100%	2
AMEDISYS HOME HEALTH OF GREENVILLE			2	100%	2
PRECISION DIAGNOSTIC INC		2			2
Jackson Health Care Facility			2	100%	2
CHESTERFIELD HEALTHCARE GROUP, INC		2			2
ADVENTHEALTH IMAGING PARTIN SETTLEMENT			2	100%	2
ACCESS LABORATORIES LLC			2	100%	2
VIRGINIA DEPT OF HEALTH OFFICE OF EPIDEMIOLOGY			2	100%	2
MEDEXPRESS URGENT CARE - DERBY N ROCK		2			2
GULF COAST REGIONAL MEDICAL CARE		2			2
CLEVELAND CLINIC FLORIDA LABORATORY			2	100%	2
Kroger 745 - The Little Clinic Somerset		2			2
TMH EC NORTHEAST LABORATORY			2	100%	2
NORTON IMMEDIATE CARE CENTER - PRESTON			2	100%	2
AMERICAN RESEARCH CENTERS OF FLORIDA			2	100%	2
DELRAY BEACH HEALTH CENTER			2	100%	2
Tidelands Health Rehabilitation Hospital			2	100%	2
BELLIN HOSPITAL			2	100%	2
JB SA-SAM HOUSTON			2	100%	2
AMICUS MEDICAL CENTER LLC			2	100%	2
VOLUNTEERS OF AMERICA OF FLORIDA			2	100%	2
AUGUSTA HEALTH SKILLED CARE			2	100%	2
DR. G'S URGENT CARE			2	100%	2
INTERNAL MEDICINE SPECIALISTS MEDICAL GROUP, PA		2			2
ASANTE THREE RIVERS MEDICAL CENTER LAB		2			2
LIFT HEALTH		2			2
MARLBORO URGENT CARE		2			2
MARCO ISLAND MEDICAL CENTER			2	100%	2
PEACE RIVER MEDICAL CENTER		2			2
Green Mountain Nursing and Rehabilitation		2			2
RENE F CEDENO DMD PA		2			2
PALM BEACH DIGESTIVE ASSOCIATES			2	100%	2
NORTHSIDE FAMILY MEDICINE AND URGENT CARE (EAST COBB)		2			2
BOND COMMUNITY HEALTH CENTER			2	100%	2
BROOKDALE ALTAMONTE SPRINGS			2	100%	2
C19 LABS			2	100%	2
SHORE MEDICAL CENTER		2			2
CORTLAND PARK REHABILITATION AND NURSING CENTER		1	1	50%	2
GOLDSTEIN			2	100%	2
IP BOISE 1		1	1	50%	2
JUST BELIEVE RECOVERY CENTER			2	100%	2
CVS AZ5477POCT SURPRISE		2			2
MINUTECLINIC MINUTECLINIC #4978		1	1	50%	2
Good Samaritan Society-Blackduck		1	1	50%	2
VENETIAN GARDENS		2			2
LEGACY ER & URGENT CARE - FRISCO WEST			2	100%	2
GRASSY SPRAIN PHARMACY INC		2			2

COVID-19: testing by laboratory

Data through Apr 2, 2021 verified as of Apr 3, 2021 at 09:25 AM

Data in this report are provisional and subject to change.

The numbers in the table below represent the number of Florida and non-Florida residents for whom test results were received by the Department of Health. A person can be tested by more than one laboratory and can have both positive and negative results. **Therefore, the sum of the numbers in each column will be larger than the total number of people tested.**

Reporting lab	Inconclusive	Negative	Positive	Percent positive	Total
WE CARE HOME HEALTH SOLUTIONS LLC			2	100%	2
HOLY FAMILY MEDICAL CENTER		1	1	50%	2
CENTRAL FLORIDA FAMILY HEALTH CENTER		2			2
CVS MA1022POCT CAMBRIDGE		2			2
PINARD HOME HEALTH SERVICES INC			2	100%	2
CVS MINUTE CLINIC #5836		2			2
SHANDS JACKSONVILLE CLINICAL CENTER		1	1	50%	2
Life Care Center of Elyria		2			2
WELLSTAR WEST GEORGIA MEDICAL CENTER		2			2
MEMORIAL HOSPITAL WEST			2	100%	2
Waycross Health and Rehabilitation		2			2
MEDEXPRESS URGENT CARE, HANOVER		2			2
Eugene J. Towbin Healthcare Center		2			2
UC CORAL GABLES			2	100%	2
PLAINS REGIONAL MEDICAL CENTER		2			2
Van Wert Manor		2			2
FLORIDA DEPARTMENT OF HEALTH (FDOH)			2	100%	2
BOSTON PUBLIC HEALTH COMMISSION			2	100%	2
HARRINGTON PARK HEALTH AND REHAB		2			2
FLORIDA DEPARTMENT OF HEALTH IN LEE COUNTY		1	1	50%	2
SOUTHEAST GEORGIA HEALTH SERVICES, LLC		2			2
CPL LABS			2	100%	2
NORTH COUNTRY FAMILY HEALTH CENTER INC		2			2
MANSFIELD MEDICAL LODGE			2	100%	2
A+ URGENT/PRIMARY CARE			2	100%	2
CVS OH3329POCT LAKEWOOD		2			2
Buena Vista Care Center		2			2
BLOSSOMS ASSISTED LIVING 1 LLC			2	100%	2
St. Luke's Care Center		2			2
CITRUS DERMATOLOGY			2	100%	2
STOP URGENT CARE			2	100%	2
MAYO CLINIC BEACHES PRIMARY CARE CTR		2			2
HAILE MEDICAL GROUP PA		2			2
Bethel Lutheran Home		2			2
Walgreens #9890		2			2
SCIENTIFIC LABORATORY COMPANY		2			2
MEDEXPRESS URGENT CARE - EWING		2			2
EXCUSED ABSENCE PLLC		2			2
GARDENS PEDIATRICS			2	100%	2
ANNE ARUNDEL MEDICAL CENTER			2	100%	2
EXPRESS CARE WALK-IN CLINIC			2	100%	2
UNITY LONGPOND		2			2
CHNJ		2			2
HAWAII DEPARTMENT OF HEALTH			2	100%	2
MEDAILLE COLLEGE WELLNESS CENTER		2			2
Walgreens #12427		1	1	50%	2
UT AUSTIN UNIVERSITY HEALTH SERVICES			2	100%	2

COVID-19: testing by laboratory

Data through Apr 2, 2021 verified as of Apr 3, 2021 at 09:25 AM

Data in this report are provisional and subject to change.

The numbers in the table below represent the number of Florida and non-Florida residents for whom test results were received by the Department of Health. A person can be tested by more than one laboratory and can have both positive and negative results. **Therefore, the sum of the numbers in each column will be larger than the total number of people tested.**

Reporting lab	Inconclusive	Negative	Positive	Percent positive	Total
ST JOSEPHS HOSPITAL PATHOLOGY LAB		2			2
DEVLAB, LLC			2	100%	2
MEMORIAL HOSPITAL OF TAMPA			2	100%	2
ASANTE ROGUE REGIONAL MEDICAL CENTER L		2			2
INA		1	1	50%	2
UW HOSPITAL AND CLINICS		1	1	50%	2
MINUTECLINIC DIAGNOSTIC, PA		2			2
WALGREENS NO 10512		1	1	50%	2
MERCY HEALTH LAB		1	1	50%	2
WALGREENS #3811			2	100%	2
LEHIGH MEDICAL AND RESEARCH CENTER, INC			2	100%	2
CVS NC3514POCT STANLEY		2			2
Kroger 686 - The Little Clinic Farragut		2			2
MOBILE COUNTY HEALTH DEPARTMENT		1	1	50%	2
VITAL CARE CLINIC, LLC			2	100%	2
RABI SINHA, MD		2			2
CVS NJ1927POCT GREEN BROOK		2			2
WALGREENS #13605		2			2
MEDEXPRESS URGENT CARE - CONWAY		2			2
UMHC HOLLYWOOD LABORATORY			2	100%	2
Kroger 096 - The Little Clinic Orchard and Holly		2			2
VELOCITY URGENT CARE			2	100%	2
ANDERSON COUNTY HOSPITAL			2	100%	2
MID-FLORIDA HEMATOLOGY AND ONCOLOGY CENTERS		2			2
Kings County Hospital Center			2	100%	2
Lenawee Medical Care Facility		2			2
SOUTH DAKOTA DEPARTMENT OF HEALTH		2			2
UNIVERSITY OF MIAMI HOSPITALS & CLINIC			2	100%	2
UNIVERSITY OF MARYLAND MEDICAL CENTER			2	100%	2
FASTCARE LLC			2	100%	2
OSF SAINT FRANCIS MEDICAL CENTER			2	100%	2
Crowne Health Care of Mobile		2			2
NEW GEN LABS			2	100%	2
MILFORD REGIONAL HOSPITAL			2	100%	2
MELBOURNE URGENT CARE			2	100%	2
GOOD SAMARITAN HOSPITAL		1	1	50%	2
MEDEXPRESS URGENT CARE - WEXFORD		2			2
CVS OH2381POCT LEWIS CENTER		2			2
CVS MN663POCT APPLE VALLEY		2			2
CARINGPLUS HOMECARE LLC		1	1	50%	2
CVS PA371POCT PHILADELPHIA		2			2
ENVOY OF FORK UNION, LLC DBA ENVOY AT THE VILLAGE		2			2
ST ANTHONY COMMUNITY HOSPITAL LAB		1	1	50%	2
ACN PHYSICIANS GROUP CORP			2	100%	2
CVS IL8750POCT CHICAGO		1	1	50%	2
EASTLAKE MEDICAL CENTER		2			2
MEDEXPRESS URGEN CARE - EAST BRUNSWICK		2			2

COVID-19: testing by laboratory

Data through Apr 2, 2021 verified as of Apr 3, 2021 at 09:25 AM

Data in this report are provisional and subject to change.

The numbers in the table below represent the number of Florida and non-Florida residents for whom test results were received by the Department of Health. A person can be tested by more than one laboratory and can have both positive and negative results. **Therefore, the sum of the numbers in each column will be larger than the total number of people tested.**

Reporting lab	Inconclusive	Negative	Positive	Percent positive	Total
87TH MEDICAL GROUP – MCGUIRE AMBULATORY CARE FACILITY		2			2
CHRISTUS SPOHN HOSPITAL			2	100%	2
PEDIATRICS IN NORTH FLORIDA PA			2	100%	2
SOMA MEDICAL CENTER PA #3 GREENACRES			2	100%	2
PHYSICIANS LABORATORY SERVICES			2	100%	2
PruittHealth Lakehaven		2			2
HEALTH NETWORK			2	100%	2
CVS TX7151POCT HUMBLE		2			2
SUNCOAST BLOOD BANK			2	100%	2
LAWRENCE GENERAL HOSPITAL			2	100%	2
CROSTOWN PHARMACY		2			2
FIRST PREVENTION AND DIALYSIS CENTER LLC			2	100%	2
INSPIRE HEALTHCARE CENTER			2	100%	2
MEASE COUNTRYSIDE HOSPITAL CARDIAC REH			2	100%	2
MEDSTAR HARBOR HOSPITAL			2	100%	2
JOHNSON CITY MEDICAL CENTER		1	1	50%	2
PEACEHEALTH CENTRAL		2			2
ASHLEY PEDIATRICS			2	100%	2
RENFREW CENTERS INC		2			2
ATVIVO LLC		2			2
ALLEGHENY GENERAL HOSPITAL			2	100%	2
FLORIDA MEDICAL CENTER			2	100%	2
MINERS COLFAX MEDICAL CENTER		2			2
ADVANCED MEDICAL CARE			2	100%	2
METROHEALTH SYSTEM			2	100%	2
KEATING SPORTS CENTER		2			2
Warren Center for Rehabilitation and Nursing		2			2
AFC PHYSICIANS OF FLORIDA, PA			2	100%	2
CVS MA217POCT TEWKSBURY		2			2
MYKIDZMD PEDIATRICS PLLC		2			2
VA Greater LA HCS-Santa Maria OPC			2	100%	2
RHODE ISLAND DEPARTMENT OF HEALTH LABORATORIES			2	100%	2
LABCORP OF AMERICA HOLDINGS		1	1	50%	2
EAST GEORGIA REGIONAL MEDICAL CENTER		1	1	50%	2
AFC/DOCTORS EXPRESS NORTH BERGEN		2			2
Kroger 647 - The Little Clinic Newnan Crossings		1	1	50%	2
LEGACY LABORATORY SERVICES			2	100%	2
PALMS OF FT MYERS,THE			2	100%	2
Jacob's Creek Nursing and Rehabilitation Center		2			2
MEMORIAL HEALTH UNIVERSITY MEDICAL CENTER			2	100%	2
RRMC CREEKSIDE LAB		2			2
CVS IL5797POCT CAROL STREAM		2			2
RAINY LAKE MEDICAL CENTER			2	100%	2
Great Lakes Health Center			2	100%	2
PTC LABORATORIES			2	100%	2
CVS HEALTH, #5962		2			2
WARE EXPRESS CARE			2	100%	2

COVID-19: testing by laboratory

Data through Apr 2, 2021 verified as of Apr 3, 2021 at 09:25 AM

Data in this report are provisional and subject to change.

The numbers in the table below represent the number of Florida and non-Florida residents for whom test results were received by the Department of Health. A person can be tested by more than one laboratory and can have both positive and negative results. **Therefore, the sum of the numbers in each column will be larger than the total number of people tested.**

Reporting lab	Inconclusive	Negative	Positive	Percent positive	Total
MEDEXPRESS URGENT CARE - CEDAR KNOLLS		2			2
Kroger 020 - The Little Clinic Wheat Ridge		2			2
RIGHT AT HOME			2	100%	2
Florida Baptist Retirement Center		1	1	50%	2
MEDEXPRESS - WILMINGTON KIRKWOOD HIGHWAY		2			2
KEY WEST HMA PHYSICIAN MANAGEMENT, LLC			2	100%	2
INTERMOUNTAIN MEDICAL CENTER			2	100%	2
THE FOUNTAIN AT BOCA CIEGA BAY		2			2
DOWN HOME MEDICAL			2	100%	2
AYASS BIOSCIENCE LLC			2	100%	2
Kroger 739 - The Little Clinic La Grange Road		2			2
VISITING PHYSICIANS OF THE TREASURE COAST LLC			2	100%	2
WEST COAST PEDIATRICS			2	100%	2
EXPRESS PHARMACY INC		1	1	50%	2
MAGNOLIA ADULT, LLC			2	100%	2
TRUE HEALTH INC			2	100%	2
Parkridge Specialty Care		2			2
Medilodge of Monroe		2			2
RAPID MEDLAB (004MO)		2			2
NATIONWIDE LABORATORY SERVICES		1	1	50%	2
BUCKINGHAM PAVILION INC		2			2
OUR LADY OF THE LAKE REGIONAL MEDICAL CENTER			2	100%	2
RAPID MEDLAB (002MO)		2			2
NIAGARA APOTHECARY INC		2			2
PROFESSIONAL DIALYSIS CENTER			2	100%	2
MEMORIAL HOSPITAL OF SOUTH BEND			2	100%	2
PHOEBE BERKS HEALTH CARE CENTER		2			2
Workmens Circle Multicare Center		2			2
HOCHBERG LOWER SCHOOL		2			2
Kroger 400 - The Little Clinic Hartley Bridge Rd		1	1	50%	2
Stillwater Healthcare		2			2
Kroger 101 - The Little Clinic Hill Top		2			2
CIGNA GATEWAY			2	100%	2
AFC URGENT CARE CLEVELAND			2	100%	2
CARENOW LENEXA			2	100%	2
Bedford Care Center of Hattiesburg		2			2
INN AT LAPOSADA,THE			2	100%	2
SYMPHONY OF BUFFALO GROVE		2			2
AHC PARIS		2			2
APALACHEE CENTER INC		2			2
AGILE URGENT CARE			2	100%	2
MASSENA HOSPITAL LABORATORY		2			2
ONE MEDICAL GROUP		1	1	50%	2
SWEDISH COVENANT HOSPITAL			2	100%	2
CVS NC4169POCT FAYETTEVILLE		2			2
ONTARIO COUNTY PUBLIC HEALTH		2			2
RAPID URGENT CARE - ALBANY			2	100%	2

COVID-19: testing by laboratory

Data through Apr 2, 2021 verified as of Apr 3, 2021 at 09:25 AM

Data in this report are provisional and subject to change.

The numbers in the table below represent the number of Florida and non-Florida residents for whom test results were received by the Department of Health. A person can be tested by more than one laboratory and can have both positive and negative results. **Therefore, the sum of the numbers in each column will be larger than the total number of people tested.**

Reporting lab	Inconclusive	Negative	Positive	Percent positive	Total
EXCEL URGENT CARE OF PARAMUS LLC		2			2
First Care Living Center/Essentia Health			2	100%	2
Kroger 596 - The Little Clinic Brentwood		2			2
MEDEXPRESS URGENT CARE - BENTON		2			2
MANASOTA PEDIATRICS			2	100%	2
WOMENS CARE FLORIDA LLC-LABORATORY		2			2
OSF ST JOSEPH MEDICAL CENTER			2	100%	2
UK HEALTHCARE			2	100%	2
PALOS COMMUNITY HOSPITAL LABORATORY			2	100%	2
CVS NJ2508POCT MANALAPAN		2			2
CHARLOTTE COUNTY HEALTH DEPARTMENT			2	100%	2
BLACKBAG DIGITAL HEALTH LLC		2			2
ManorCare Rehab Center of Marietta		2			2
CVS CA9485POCT MISSION VIEJO		2			2
CVS IN6608POCT NEW PALESTINE			2	100%	2
COLONIAL VILLA GOOD SAMARITAN CENTER		2			2
ALVERNO CLINICAL LABORATORIES			2	100%	2
ALBUQUERQUE - AMG SPECIALTY HOSPITAL		2			2
HERNANDO CHILDREN'S			2	100%	2
PREVENTIVE HEALTH PARTNERS I L S C		2			2
BRENTWOOD AT FORE RANCH			2	100%	2
ORLANDO COVID TEST , LLC		1	1	50%	2
THE HOSPITAL OF PROVIDENCE EMERGENCY ROOM			2	100%	2
MEDEXPRESS URGENT CARE - LAWRENCE		2			2
WEAKLEY COUNTY REHAB AND NURSING CENTER		2			2
CVS MO5724POCT KANSAS CITY		2			2
CARE ATC SUN HYDRAULICS TALLAVAST			2	100%	2
Tuscola County Medical Care Community		2			2
Durham VAMC		2			2
ASSOCIATES IN UROGYNECOLOGY MD LLC		2			2
SENECA HEALTH CARE CENTER		2			2
Kroger 550 - The Little Clinic Bellevue		2			2
Kroger 853 - The Little Clinic East Broad Street		2			2
TOXUSALABS DBA CONNECTDX LABS		2			2
HAMILTON CHD		2			2
COOK HOSPITAL AND CARE CENTER		1	1	50%	2
AZALEA HEALTH AND REHABILITATION		2			2
MEDEXPRESS URGENT CARE - LINCOLN VILLA		2			2
POMONA VALLEY COMMUNITY HOSPITAL			2	100%	2
VA WNYHCS - Buffalo Division		1	1	50%	2
VA OUTPATIENT PHARMACY			2	100%	2
CVS OH4301POCT NORTHFIELD		2			2
OAKMONT WEST- GREENVILLE SC		2			2
MEMORIAL HEALTH SYSTEM		1	1	50%	2
PENINSULA REGIONAL MED CTR LAB			2	100%	2
CLEAR LAKE REGIONAL MEDICAL CENTER			2	100%	2
EASTSIDE MEDICAL CENTER		2			2

COVID-19: testing by laboratory

Data through Apr 2, 2021 verified as of Apr 3, 2021 at 09:25 AM

Data in this report are provisional and subject to change.

The numbers in the table below represent the number of Florida and non-Florida residents for whom test results were received by the Department of Health. A person can be tested by more than one laboratory and can have both positive and negative results. **Therefore, the sum of the numbers in each column will be larger than the total number of people tested.**

Reporting lab	Inconclusive	Negative	Positive	Percent positive	Total
CQUENTIA NGS, LLC			2	100%	2
UNIVERSITY HOSPITAL OF BROOKLYN		2			2
John L. McClellan Memorial Veterans Hospital		2			2
PALM BAY COMMUNITY OUTPATIENT CLINIC		2			2
HEALTH GROUP CENTER INC			2	100%	2
MINUTECLINIC, DIAGNOSTIC OF TEXAS, LLC		2			2
NEMOURS CHILDREN'S PRIMARY CARE THE VILLAGES		2			2
STATE OF FLORIDA			2	100%	2
DALLAS VA MEDICAL CENTER - VA NORTH TEXAS HEALTH CARE SYSTEM			2	100%	2
MEDEXPRESS URGENT CARE - SOUTH CHARLESTON		2			2
SHELBYVILLE HOSPITAL COMPANY		2			2
NAVAL BRANCH MEDICAL CLINIC			2	100%	2
SOUTH HILLSBOROUGH CBOC			2	100%	2
BLUEWATER TOXICOLOGY			2	100%	2
ATLAS GENOMICS			2	100%	2
WARD MEMORIAL HOSPITAL		2			2
TENNESSEE VALLEY HCS			2	100%	2
JEFFERSON WASHINGTON TOWNSHIP HOSPITAL		2			2
UNIVERSITY OF TEXAS AT EL PASO, THE			2	100%	2
FEDERAL CORRECTIONAL INSTITUTION MARIANNA			2	100%	2
MID AMERICA CLINICAL LABS			2	100%	2
VANAYER HEALTHCARE AND REHAB CENTER		2			2
ADVANCED MEDICAL OF FLORIDA			2	100%	2
BRANDYWYNE HEALTH CARE CENTER			2	100%	2
PM PEDIATRICS OF SELDEN, PLLC		2			2
MEMORIAL HERMANN CONSOLIDATED LABORATORY SERVICES			2	100%	2
NORTHEAST FLORIDA HEALTH SERVICES, INC DBA FAMILY HEALTH SOURCE			2	100%	2
SACRED HEART HOSPITAL ON THE EMERALD			2	100%	2
SUNBRIDGE CARE & REHAB FOR DECATUR		2			2
OAKMONT EAST- GREENVILLE SC, LLC		2			2
BAPTIST HEALTH LEXINGTON			2	100%	2
RIVER CITY MEDICAL ASSOCIATES, INC			2	100%	2
NEMOURS CHILDREN'S PRIMARY CARE OF VERO BEACH			2	100%	2
HUMC		1	1	50%	2
MISSION HOSPITAL REGIONAL MEDICAL CENTER			2	100%	2
BENEVA LAKES ASSISTED LIVING CENTER			2	100%	2
THE DOCTOR'S OFFICE OF WEST CALDWELL		2			2
MEDEXPRESS URGENT CARE - WICHITA, N MAIZE RD		1	1	50%	2
ST. ELIZABETH HEALTHCARE			2	100%	2
HEALTH FIRST MEDICAL GROUP			2	100%	2
DOCTOR'S IN-HOUSE LAB/COMMUNITY HEALTH CENTERS OF PINELLAS - JOHNNIE R			2	100%	2
FLORIDA PRIMARY CARE CENTER PA		2			2
BAYCARE LABORATORIES			2	100%	2
CONCENTRA - ORLANDO SOUTH II		2			2
SAFE PMC		2			2
CORE OCCUPATIONAL RESOURCES, LLC			2	100%	2
MAINE CENTER FOR DISEASE CONTROL AND PREVENTION			2	100%	2

COVID-19: testing by laboratory

Data through Apr 2, 2021 verified as of Apr 3, 2021 at 09:25 AM

Data in this report are provisional and subject to change.

The numbers in the table below represent the number of Florida and non-Florida residents for whom test results were received by the Department of Health. A person can be tested by more than one laboratory and can have both positive and negative results. **Therefore, the sum of the numbers in each column will be larger than the total number of people tested.**

Reporting lab	Inconclusive	Negative	Positive	Percent positive	Total
MADISON HOSPITAL LABORATORY			2	100%	2
IM&P WELLNES CENTER			2	100%	2
CHAPPEL GROUP RESEARCH, THE		2			2
CVS IN6559POCT AVON		2			2
VALUE DRUGS BRONXVILLE INC		2			2
BIRMINGHAM INTERNAL MEDICINE ASSOCIATE		1	1	50%	2
WAKULLA URGENT CARE & DIAGNOSTIC			2	100%	2
DURAND SENIOR CARE & REHAB CENTER		2			2
KJ MEDICAL PRACTICE PC		2			2
NEMOURS CHILDREN'S URGENT CARE LAKE NONA			2	100%	2
The Friendly Home		2			2
HEALTH & REHAB CTR AT DOLPHINS VIEW, THE			2	100%	2
DALLAS MEDICAL CENTER			2	100%	2
BIOHEALTH MEDICAL LAB INC			2	100%	2
CVS OH6167POCT ASHLAND		2			2
TLC MEDICAL			2	100%	2
CVS CA9497POCT IRVINE		2			2
Kroger 426 - The Little Clinic Suwanee		2			2
HAMILTON COUNTY HEALTH DEPARTMENT		2			2
Robert Cranfield			2	100%	2
ADVENTHEALTH CENTRA CARE POINCIANA			2	100%	2
LABRADOR PRIMARY CARE CENTER			2	100%	2
Beecher Manor Nursing and Rehabilitation Center		2			2
HOLY TRINITY PHARMACY LLC		2			2
JACKSONVILLE VA OPC			2	100%	2
ROYAL CARE MEDICAL CENTER			2	100%	2
CVS MI8091POCT FRASER		2			2
CVS OH4300POCT STRONGSVILLE		2			2
NYU LANGONE HUNTINGTON MEDICAL GROUP		2			2
Hartwell Health and Rehabilitation		2			2
ROBERTS WESLEYAN COLLEGE HEALTH CENTE		2			2
CVS SC2497POCT LEXINGTON		2			2
WISE HEALTH SYSTEM		1	1	50%	2
Jersey City Medical Center		2			2
COLUMBIA COTTAGE		2			2
Hackensack Univ Medical Center At Pasc		1	1	50%	2
SPECIALTY LABORATORIES			2	100%	2
Advanced Rehabilitation and Healthcare of Wichita Falls		2			2
JOHN D. ARCHBOLD MEM. HOSPITAL			2	100%	2
CVS IL2788POCT BUFFALO GROVE		2			2
MC MEDICAL			2	100%	2
MEDEXPRESS URGENT CARE-BLOOMFIELD AVEN		2			2
CVS TX19POCT SPRING		2			2
MY PHARMACY			2	100%	2
Kroger 130 - The Little Clinic Colorado Springs		2			2
Manorcare Health Services West Reading North		2			2
TRINITY DIALYSIS			2	100%	2

COVID-19: testing by laboratory

Data through Apr 2, 2021 verified as of Apr 3, 2021 at 09:25 AM

Data in this report are provisional and subject to change.

The numbers in the table below represent the number of Florida and non-Florida residents for whom test results were received by the Department of Health. A person can be tested by more than one laboratory and can have both positive and negative results. **Therefore, the sum of the numbers in each column will be larger than the total number of people tested.**

Reporting lab	Inconclusive	Negative	Positive	Percent positive	Total
SOUTHCARE PHARMACY INC			2	100%	2
EMORY CRAWFORD LONG HOSPITAL			2	100%	2
BAYCARE OUTREACH LAB			2	100%	2
PEDIATRIC HEALTH CARE		1	1	50%	2
HANOVER ENDOSCOPY CENTER		2			2
ADVENTHEALTH MEDICAL GROUP FAMILY AND INTERNAL		1	1	50%	2
MARCO ISLAND HOSPITAL INC D/B/A		1	1	50%	2
DEER'S HEAD CENTER		2			2
LAKEVIEW HEALTH CARE SYSTEM LLC			2	100%	2
Kroger 687 - The Little Clinic Sugar Hill		1	1	50%	2
DESERT HOSPITAL/CPHU CLINICAL LABORATORY			2	100%	2
SUMMIT URGENT CARE PS			2	100%	2
OAKBRIDGE TERRACE AT SAE			2	100%	2
PALM BEACH DIABETES & ENDOCRINE SPECIALISTS PA			2	100%	2
ADVENTHEALTH EAST ORLANDO EMPLOYEE CLINIC		2			2
NEW YORK PSYCHIATRIC INSTITUTE		2			2
UHEALTH CARDIOLOGY			2	100%	2
OELWEIN HEALTH CARE CENTER		2			2
ADVOCATE SHERMAN HOSPITAL			2	100%	2
CHILDREN'S MEDICAL CENTER-EAST ORLANDO			2	100%	2
TRINITAS REGIONAL MEDICAL CENTER		1	1	50%	2
MEDEXPRESS URGENT CARE - LINCOLN		2			2
CEDARS-SINAI MEDICAL CENTER			2	100%	2
ACKERMAN CANCER CENTER		2			2
PLASMA MED RESEARCH DBA		2			2
SHELL POINT HOME HEALTH			2	100%	2
POPLAR HEALTHCARE			2	100%	2
WALKONCLINIC			2	100%	2
STATCARE URGENT AND WALK-IN			2	100%	2
RAPID MD			2	100%	2
KIVA AT MOUNT DORA			2	100%	2
CVS CA9858POCT SANTA CLARITA		2			2
WillowBrooke Court at Westminster Village		2			2
MEASE MANOR MEMORY CARE		2			2
Luther Acres Manor		2			2
CVS CA8861POCT BUENA PARK		2			2
MINUTECLINIC DIAG OF IND, LLC #4368		2			2
GERM BUSTERS 911 LLC			2	100%	2
MINUTECLINIC DIAGNOSTIC OF OHIO #6192		2			2
SELECT MEDICAL CLINIC			2	100%	2
LILY PHARMACY		2			2
FLORIDA DEPARTMENT OF HEALTH IN ESCAMBIA COUNTY		1	1	50%	2
SANTA ROSA COUNTY HEALTH DEPARTMENT			2	100%	2
VA CBOC			2	100%	2
SANIBEL MEDICAL CLINIC			2	100%	2
PREMIER MEDICAL LABORATORY			2	100%	2
LAKE SUCCESS EXTENDED CARE		2			2

COVID-19: testing by laboratory

Data through Apr 2, 2021 verified as of Apr 3, 2021 at 09:25 AM

Data in this report are provisional and subject to change.

The numbers in the table below represent the number of Florida and non-Florida residents for whom test results were received by the Department of Health. A person can be tested by more than one laboratory and can have both positive and negative results. **Therefore, the sum of the numbers in each column will be larger than the total number of people tested.**

Reporting lab	Inconclusive	Negative	Positive	Percent positive	Total
RIVERSIDE METHODIST HOSPITAL LAB			2	100%	2
MEDEXPRESS URGENT CARE - SPRINGFIELD, COOLEY ST		2			2
ADVENT HEALTH CENTRAL TEXAS		1	1	50%	2
WOODHILLS LABS			2	100%	2
INNOVATIVE CARE II LLC			2	100%	2
CARE NOW DENTON			2	100%	2
University Plaza Rehabilitation and Nursing			2	100%	2
US LABS		2			2
ST LUKES HOSPITAL			2	100%	2
DELRAY BEACH HEALTH DEPT LAB			2	100%	2
HUMILITY OF MARY HEALTH PARTNERS			2	100%	2
NATHAN LITTAUER HOSPITAL LAB		2			2
COOPER CLINIC			2	100%	2
MIDWAY SPECIALTY CARE CENTER INC		2			2
OAKMONT OF UNION SC, LLC		2			2
WASHINGTON STATE DEPARTMENT OF HEALTH PUBLIC HEALTH LABORATORIES			2	100%	2
AFC URGENT CARE GUNBARREL			2	100%	2
Macon Valley Nursing and Rehabilitation Center		2			2
FALCON HEALTH CENTER			2	100%	2
MATHER HOSPITAL			2	100%	2
PALM MEDICAL CENTER - PLANT CITY		2			2
PUBLIX PHARMACY #1092		2			2
PIEDMONT WALTON HOSPITAL		2			2
PM PEDIATRICS OF BAYSIDE, PLLC - RIVE		2			2
FLORIDA MEDICAL CLINIC RADIOLOGY DALE MABRY		2			2
NEW YORK UNIVERSITY MEDICAL CENTER			2	100%	2
CARE 365			2	100%	2
SIGNATURE CARE LEWISVILLE-EMERGENCY CENTER		1	1	50%	2
CVS NV5942POCT LAS VEGAS		2			2
NORTHSIDE FAMILY MEDICINE AND URGENT CARE (HOLLY SPRINGS)		2			2
UF KANAPAHA LAB BEAKER		2			2
CONCENTRA - PLANT CITY		2			2
Huntington Health Care and Rehabilitation Center		2			2
ST JOSEPH'S HOSPITAL INC			2	100%	2
EXCELTOX LABORATORIES LLC		2			2
Crestwood Nursing Center		1	1	50%	2
BFT LAB			2	100%	2
Garden Isle Healthcare and Rehabilitation Center		2			2
BAYSTATE MEDICAL CENTER		1	1	50%	2
HOME ACCESS HEALTH			2	100%	2
STUDENT HEALTH SERVICES			2	100%	2
STAGES OF LIFE MEDICAL INSTITUTE			2	100%	2
EAST CORE LAB			2	100%	2
AL MANI HEALTH INSTUTUTE		2			2
ESCANDON DIAGNOSTIC CLINIC			2	100%	2
VALLEY BAPTIST MEDICAL CENTER: BROWNSVILLE			2	100%	2
MI Nursing Restorative Center		2			2

COVID-19: testing by laboratory

Data through Apr 2, 2021 verified as of Apr 3, 2021 at 09:25 AM

Data in this report are provisional and subject to change.

The numbers in the table below represent the number of Florida and non-Florida residents for whom test results were received by the Department of Health. A person can be tested by more than one laboratory and can have both positive and negative results. **Therefore, the sum of the numbers in each column will be larger than the total number of people tested.**

Reporting lab	Inconclusive	Negative	Positive	Percent positive	Total
CVS NV8784POCT LAS VEGAS		1	1	50%	2
CVS MA137POCT QUINCY		2			2
Lynwood		2			2
MAGNOLIA MANOR OF COLUMBUS		2			2
EDGEWATER RETIREMENT MANOR			2	100%	2
WURLAND NURSING AND REHABILITATION, L		2			2
ARCPPOINTLABS OF VIRGINIA BEACH		1	1	50%	2
Kroger 619 - The Little Clinic Hendersonville Indian Lake		2			2
MEMORIAL HERMANN HOSPITAL			2	100%	2
Greystone Nursing and Rehab, LLC			2	100%	2
MCLAREN REGIONAL MEDICAL CENTER			2	100%	2
INTEGRITY CLINICAL RESEARCH CENTER INC		1	1	50%	2
MINUTECLINIC DIAG OF IND, LLC #6908		2			2
APPLECARE VALDOSTA			2	100%	2
CVS MA1877POCT NORTON		2			2
NORTHWELL HEALTH			2	100%	2
ST. VINCENT HOSPITAL			2	100%	2
MEMORIAL SLOAN KETTERING CANCER CENTER		1	1	50%	2
DNA DIAGNOSTICS CENTER		2			2
JASPER MEMORIAL HOSPITAL		1	1	50%	2
OCALA REGIONAL KIDNEY CENTER-WEST			2	100%	2
APC PEDIATRICS			2	100%	2
FLORIDA MEDICAL CLINIC IM LUTz			2	100%	2
BAPTIST HOSPITAL LABORATORY			2	100%	2
PALM WEST INTERNIST PA			2	100%	2
CROSSROADS URGENT CARE DBA URGENT TEA		2			2
Colonial Manor Nursing and Rehabilitation Center		2			2
Manor At Perrysburg		2			2
CDK LIBERTY ENTERPRISES, LLC		2			2
BAYCARE OUTREACH LAB WH SOUTH			2	100%	2
JUPITER PEDIATRIC ASSOCIATES, PA		1	1	50%	2
EASTERN NEW MEXICO UNIVERSITY STUDENT		2			2
CVS MA920POCT CLINTON		2			2
MORRISTOWN MEMORIAL HOSPITAL		2			2
OPTUM PRIMARY CARE		1	1	50%	2
RURAL/METRO MIDSOUTH,		2			2
Absolut Care at Three Rivers		2			2
Beth Sholom Home of Eastern Virginia		1	1	50%	2
Providence VAMC		2			2
SIGNAL DIAGNOSTICS DBA FLOWHEALTH LABS			2	100%	2
The Suites at Western Home Communities		2			2
MAYO CLINIC GROUP PRACTICE LABORATORY			2	100%	2
FLORIDA DEPARTMENT OF HEALTH PINELLAS COUNTY-			2	100%	2
BIOMAT USA			2	100%	2
BAPTIST HEALTHCARE - LAKEVIEW CENTER INC		2			2
LIFESPRING COMMUNITY HEALTH		2			2
MERCY HEALTH			2	100%	2

COVID-19: testing by laboratory

Data through Apr 2, 2021 verified as of Apr 3, 2021 at 09:25 AM

Data in this report are provisional and subject to change.

The numbers in the table below represent the number of Florida and non-Florida residents for whom test results were received by the Department of Health. A person can be tested by more than one laboratory and can have both positive and negative results. **Therefore, the sum of the numbers in each column will be larger than the total number of people tested.**

Reporting lab	Inconclusive	Negative	Positive	Percent positive	Total
Cedar Valley Nursing & Rehab Center		2			2
TEXAS REGIONAL ASTHMA & ALLERGY CENTER			2	100%	2
UTMB PATHOLOGY CLINICAL SERVICES LABORATORY			2	100%	2
MARYWOOD NURSING CARE CENTER		2			2
MEDEXPRESS URGENT CARE - BRIDGEVILLE		2			2
Kroger 519 - The Little Clinic Georgesville Square		2			2
Overton Brooks VAMC		2			2
HEALTH EXPRESS URGENT CARE			2	100%	2
LINIL VISITING NURSES, INC		2			2
CATSKILL REGIONAL MEDICAL CENTER		2			2
NORTH DAKOTA VETERANS HOME		2			2
SUNNYSIDE MANOR		2			2
UPSON REGIONAL MEDICAL CENTER		1	1	50%	2
MEDEXPRESS URGENT CARE - OMAHA N 72 ST		2			2
SUMMERFIELD RETIREMENT LIVING, INC			2	100%	2
TGH Brandon Healthplex Laboratory			2	100%	2
NYUMC CLINICAL LABORATORIES			2	100%	2
WHITESANDS OUTPATIENT TREATMENT		2			2
HEARTLAND HOME HEALTH CARE		2			2
ADVANCED FOOT AND ANKLE OF INDIAN RIVER		2			2
Camellia Gardens		2			2
Virginia Gay Nursing and Rehab		2			2
FLORIDA KEYS PED & ADOLES CTR			2	100%	2
VILLAGES HEALTH SYSTEM, LLC, THE			2	100%	2
CONWAY MEDICAL CENTER			2	100%	2
VAULT HEALTH			2	100%	2
SALEM VAMC		2			2
HOPE HEALTH & WELLNESS		2			2
Alden Des Plaines			2	100%	2
LARKIN COMMUNITY HOSPITAL PALM SPRINGS CAMPUS		1	1	50%	2
LABTOX LABORATORIES			2	100%	2
MEDEXPRESS URGENT CARE-SALINA, S 9TH ST		2			2
PARKLAND HEALTH & HOSPITAL			2	100%	2
NOVA SOUTHEASTERN UNIVERSITY - STUDENT MEDICAL CTR			2	100%	2
SYNEOS HEALTH			2	100%	2
MED-LAKE LABORATORY, LLC			2	100%	2
POMERENE HOSPITAL			2	100%	2
University Center East			2	100%	2
FLORIDA MEDICAL CLINIC, LLC			2	100%	2
HEALTH PARTNERS REGIONAL HOSPITAL			2	100%	2
PM PEDIATRICS OF BAYSIDE PLLC - BELLER		2			2
TULANE MEDICAL CENTER			2	100%	2
EXPRESSCARE URGENT CARE CENTER			2	100%	2
SOUTHEASTERN INSTITUTE OF RESTORATIVE MEDICINE		1	1	50%	2
CVS CA9823POCT SACRAMENTO		2			2
CARELINE PHARMACY AND HEALTHCARE SERVICES		1	1	50%	2
MEDEXPRESS URGENT CARE - SPRINGDALE, S 40TH STREET		2			2

COVID-19: testing by laboratory

Data through Apr 2, 2021 verified as of Apr 3, 2021 at 09:25 AM

Data in this report are provisional and subject to change.

The numbers in the table below represent the number of Florida and non-Florida residents for whom test results were received by the Department of Health. A person can be tested by more than one laboratory and can have both positive and negative results. **Therefore, the sum of the numbers in each column will be larger than the total number of people tested.**

Reporting lab	Inconclusive	Negative	Positive	Percent positive	Total
ASCENSION ST VINCENT'S RIVERSIDE			2	100%	2
JACKSON LABORATORY OF GENOMIC MEDICINE		2			2
VA SALT LAKE CITY HCS		2			2
SOUTH TAMPA AFTER HOURS CLINIC			2	100%	2
SOWAL HEALTH & DRUG			2	100%	2
PATIENT FIRST MEDICAL CENTER-CARYTOWN			2	100%	2
PRIMACARE MEDICAL LAKEWOOD			2	100%	2
MOUNT SINAI MEDICAL CENTER OF FLORIDA, INC			2	100%	2
GOLISANO PEDIATRICS PORT CHARLOTTE HARBOR		2			2
Holiday Retirement Home			2	100%	2
UHEALTH CORAL SPRINGS			2	100%	2
Delaware Court Healthcare Center		2			2
MILLERSVILLE UNIVERSITY HEALTH SERVICE		2			2
MEDEXPRESS URGENT CARE - MYLAN			2	100%	2
BERGEN COUNTY SURGICAL AND ENDOSCOPY CENTER		2			2
Cooperstown Center for Nursing and Rehabillitation		2			2
107TH PLACE GROUP HOME		2			2
PRIMARY HEALTH CARE ASSOCIATES INC			2	100%	2
ADVANTA ANALYTICAL LABORATORIES			2	100%	2
JORDAN VALLEY MEDICAL CENTER			2	100%	2
JMC TALLAHASSEE, LLC			2	100%	2
ST. MARY'S MEDICAL CENTER EVANSVILLE, INC			2	100%	2
FLAGLER PROFESSIONAL HEALTH CAE SERVICES INC		2			2
Birchaven		2			2
WALGREENS #06583		2			2
SPRING HILL REGIONAL HOSPITAL			2	100%	2
STEWART ST ELIZABETH MEDICAL CENTER			2	100%	2
SPRINGS MEDICAL LAB		1	1	50%	2
Iron County Medical Care Facility		2			2
SYLVAN NURSING			2	100%	2
Walgreens #19019		2			2
MONICE DR.			2	100%	2
DEKALB MEDICAL CENTER LABORATORY			2	100%	2
Avanti Wellness and Rehab			2	100%	2
PARKRIDGE MEDICAL CENTER			2	100%	2
SOMA MEDICAL CENTER P.A. #4			2	100%	2
MD NOW URGENT CARE MEDICAL CENTERS INC			2	100%	2
VETERANS AFFAIRS MEDICAL CENTER - GREATER LOS ANGELES			2	100%	2
HOUSTON HEALTH DEPARTMENT - BUREAU OF LABORATORY SERVICES			2	100%	2
CENTRAL ARKANSAS VETERANS HEALTHCARE SYSTEM - VETERANS AFFAIRS			2	100%	2
UT PATH			2	100%	2
NAVAL MEDICAL CENTER			2	100%	2
CVS KY2332POCT GEORGETOWN		1	1	50%	2
MEDICAL CENTER LABORATORY			2	100%	2
SPECTRA EAST INC		1	1	50%	2
CALIFORNIA DIVISION OF COMMUNICABLE DISEASE CONTROL			2	100%	2
NLC LABS			2	100%	2

COVID-19: testing by laboratory

Data through Apr 2, 2021 verified as of Apr 3, 2021 at 09:25 AM

Data in this report are provisional and subject to change.

The numbers in the table below represent the number of Florida and non-Florida residents for whom test results were received by the Department of Health. A person can be tested by more than one laboratory and can have both positive and negative results. **Therefore, the sum of the numbers in each column will be larger than the total number of people tested.**

Reporting lab	Inconclusive	Negative	Positive	Percent positive	Total
FKC AMELIA ISLAND DIALYSIS			2	100%	2
CONEMAUGH MEMORIAL MEDICAL CENTER		2			2
HCA HOUSTON ER 24/7			2	100%	2
SARASOTA MEMORIAL MEDICAL URGENT CARE CENTER			2	100%	2
WILSON MEMORIAL HOSPITAL			2	100%	2
SPRINGHILL SENIOR RESIDENCE		2			2
NHC DICKSON		2			2
MEDEXPRESS URGENT CARE - WOODBURY			2	100%	2
THOMASVILLE REGIONAL MEDICAL CENTER		2			2
STARR COUNTY MEMORIAL HOSPITAL			2	100%	2
ADVENT HEALTH - OWASA			2	100%	2
APPLING NURSING & REHABILITATION PAVIL		2			2
MEDICAL ASSOCIATES OF BREVARD DR S VYAS			2	100%	2
AdventHealth Care Center Orlando North			2	100%	2
HAPPY KIDZ PEDIATRICS PL		1	1	50%	2
HIGHLAND PARK LAKEWOOD PRESTON HOLLOW			2	100%	2
CVS AZ5892POCT LAVEEN		2			2
CVS SC7567POCT BOILING SPRINGS		1	1	50%	2
REELFOOT FAMILY WALK IN CLINIC - TIPT		2			2
CVS CT750POCT ENFIELD		2			2
TENNESSEE DEPARTMENT OF HEALTH (TDH) - REGIONAL LABORATORY			2	100%	2
MEDPOST - NORTH DALLAS			2	100%	2
EASTERN NIAGARA HOSPITAL		2			2
KANSAS CITY VA MEDICAL CENTER			2	100%	2
THE CLUB AT BOYNTON BEACH, LLC			2	100%	2
EXPRESS CARE OF THE SHOALS		1	1	50%	2
MEDEXPRESS URGENT CARE - MARTINSVILLE		2			2
Kroger 477 - The Little Clinic Fort Mitchell		2			2
Kroger 409 - The Little Clinic Hebron Marketplace		1	1	50%	2
Manor Care-Kingston Court of York PA, LLC		2			2
MC DIAGNOSTIC OF CONNECTICUT, PC #252		1	1	50%	2
COASTAL MEDICAL LAB			2	100%	2
FL DEPT OF HEALTH MARION COUNTY MOBILE HEALTH UNIT			2	100%	2
MINUTECLINIC DIAGNOSTIC OF VIRGINIA, LLC #1980		2			2
COVANCE			2	100%	2
CVS IL7017POCT BLOOMINGTON		2			2
BEAUFORT MEMORIAL			2	100%	2
CVS OH4327POCT PAINESVILLE		2			2
NEW YORK CITY CENTRAL COVID			2	100%	2
RICHICHI FAMILY HEALTH			2	100%	2
Heartland Healthcare Center Boca Raton			2	100%	2
PRONTO URGENT CARE			2	100%	2
SAVANNAH STATE UNIVERSITY, COUNSELING		2			2
RIDGEFIELD PEDIATRIC ASSOCIATES		2			2
MEDEXPRESS URGENT CARE - CHERRY HILL		2			2
THE WINDSOR ORTEGA		2			2
MINUTE CLINIC DIAGNOSTIC OF KANSAS PA		2			2

COVID-19: testing by laboratory

Data through Apr 2, 2021 verified as of Apr 3, 2021 at 09:25 AM

Data in this report are provisional and subject to change.

The numbers in the table below represent the number of Florida and non-Florida residents for whom test results were received by the Department of Health. A person can be tested by more than one laboratory and can have both positive and negative results. **Therefore, the sum of the numbers in each column will be larger than the total number of people tested.**

Reporting lab	Inconclusive	Negative	Positive	Percent positive	Total
MINUTECLINIC DIAGNOSTIC PA #7110		2			2
CVS OH5457POCT POWELL		2			2
SMITH NORTHVIEW HOSPITAL LAB			2	100%	2
Mitchell Hollingsworth Nursing and Rehab		2			2
MINUTECLINIC DIAGNOSTIC OF NEVADA-9586		1	1	50%	2
Kroger 412 - The Little Clinic Oxford		2			2
Oakmont of Katy Nursing and Rehabilitation		2			2
FLORIDA COMMUNITY HEALTH CENTERS, INC.			2	100%	2
POINT OF CARE PRIVATE HEALTH MANAGEMENT			2	100%	2
ASCENSION ST MICHAEL'S HOSPITAL LAB		1	1	50%	2
GIGI WOOD DAVIS DO-FAMILY MEDICINE		2			2
Kroger 777 - The Little Clinic Shelbyville		1	1	50%	2
FLORIDA MEDICAL CENTER OF CLEARWATER		2			2
ILLINOIS DEPT OF PUBLIC HEALTH LABS			2	100%	2
CVS IN6555POCT BROWNSBURG		2			2
CAREWELL JW - WORCESTER LNC			2	100%	2
Essex Center for Rehabilitation and Healthcare		2			2
BMC/JACSONVILLE		1	1	50%	2
UPS			2	100%	2
REHOBOTH MCKINLEY CHRISTIAN HOSPITAL		2			2
MEDEXPRESS URGENT CARE-MT PLEASANT		1	1	50%	2
STARR CITY OF ROMA COMMUNITY CENTER			2	100%	2
CVS TX7603POCT SAGINAW		2			2
New Jersey Aim At Smg		2			2
NATIONAL JEWISH HEALTH			2	100%	2
COMPLETE HEALTH MEDICAL CENTER			2	100%	2
Eagle Health and Rehabilitation		2			2
MEDEXPRESS URGENT CARE - ROSS TOWNSHIP		2			2
VALUE DRUGS GREENLAWN INC		2			2
CITY OF NEW YORK DEPARTMENT OF HEALTH			2	100%	2
FRASER MEMORIAL HOSPITAL		1	1	50%	2
CVS PA10825POCT PLYMOUTH MEETING		2			2
SANFORD REGIONAL HOSPITAL WORTHINGTON		2			2
MEDEXPRESS URGENT CARE - RUNNEMEDE		1	1	50%	2
MEDRITE MEDICAL CARE PC		2			2
BOCA RATON REGIONAL HOSPITAL INC			2	100%	2
CARESPOT URGENT CARE		1	1	50%	2
MEMORIAL HOSPITAL OF CARBONDALE			2	100%	2
COX HEALTH SOUTH LAB		1	1	50%	2
BAYMEADOWS PRIMARY CARE		2			2
LAKE BALDWIN			2	100%	2
TWELVE OAKS RECOVERY CENTER			2	100%	2
EMORY JOHNS CREEK HOSPITAL		2			2
RAPID RESULT CORP LLC		1	1	50%	2
Kroger 667 - The Little Clinic Litchfield Park		2			2
SOUTHERN TENNESSEE MEDICAL CENTER			2	100%	2
MAYO CLINIC COUMADIN CLINIC LABORATORY		1	1	50%	2

COVID-19: testing by laboratory

Data through Apr 2, 2021 verified as of Apr 3, 2021 at 09:25 AM

Data in this report are provisional and subject to change.

The numbers in the table below represent the number of Florida and non-Florida residents for whom test results were received by the Department of Health. A person can be tested by more than one laboratory and can have both positive and negative results. **Therefore, the sum of the numbers in each column will be larger than the total number of people tested.**

Reporting lab	Inconclusive	Negative	Positive	Percent positive	Total
CORNERSTONE MEDICAL CARE OF BRANDON		2			2
ROCKWALL URGENT CARE			2	100%	2
UNIVERSITY OF MISSOURI HEALTH CARE			2	100%	2
The Laurels of Hendersonville		2			2
GOUVERNEUR HOSPITAL LABORATORY		2			2
ADVENTIST HINSDALE HOSPITAL LABORATORY			2	100%	2
SWEETWATER NURSING CENTER		2			2
UNIVERSTIY OF ILLINOIS HOSPITAL			2	100%	2
MINUTECLINIC #1773		2			2
HAMILTON MEDICAL CENTER LABORATORY			2	100%	2
The Palms Nursing and Rehabilitation		1	1	50%	2
JULIE STAATS DO		2			2
Chatham Nursing and Rehab Center		2			2
MD NOW URGENT CARE CENTER INC.			2	100%	2
WillowBrooke Court at Southampton Estates		2			2
UNM SANDOVAL REGIONAL MEDICAL CENTER		2			2
TMH PHYSICIAN PARTNERS MONTICELLO		1	1	50%	2
WALK IN MEDICAL URGENT CARE PC		2			2
SOUTHERN BREEZE HEALTHCARE		1	1	50%	2
Glenis Dr VA Outpatient Clinic		2			2
Cottage of the Shoals		2			2
BAYSHORE MEDICAL CENTER			2	100%	2
HACKENSACK MERIDIAN URGENT CARE, PC		2			2
FLORIDA CLINICAL LABORATORY INC			2	100%	2
SCDHEC BUREAU OF LABORATORIES			2	100%	2
HPH HOME CARE		1	1	50%	2
MAURY REGIONAL MEDICAL CENTER		2			2
GILA REGIONAL MEDICAL CENTER		2			2
BUFFALO CROSSINGS HEALTHCARE AND REHABILITATION CENTER			2	100%	2
CVS MA1179POCT HUDSON		1	1	50%	2
NEIGHBORCARE PHARMACY SERVICES		2			2
WATERS PEDIATRIC CENTER			2	100%	2
ROCKEFELLER UNIVERSITY CLINICAL GENOMICS LABORATOR		2			2
LAB CORP OF AMER SAN DIEGO			2	100%	2
WEST FLORIDA MEDICAL ASSOCIATES, PA			2	100%	2
Church Creek SNF			2	100%	2
PROSPECT URGENT CARE			2	100%	2
DRR JMC URGENT CARE DONALD ROSS			2	100%	2
ST JOHN'S RIVERSIDE HOSPITAL		2			2
Michael J Crescenz VA Outpatient Dialysis Center		2			2
IN AND OUT URGENT CARE			2	100%	2
DUKE HEALTH REGIONAL HOSPITAL			2	100%	2
PUBLIC HEALTH LABORATORY	1		1	50%	2
ELMHURST MEMORIAL HOSPITAL			2	100%	2
Mount Olivet Careview Home		2			2
WyndRidge Health & Rehabilitation		2			2
JRS LABORATORY			2	100%	2

COVID-19: testing by laboratory

Data through Apr 2, 2021 verified as of Apr 3, 2021 at 09:25 AM

Data in this report are provisional and subject to change.

The numbers in the table below represent the number of Florida and non-Florida residents for whom test results were received by the Department of Health. A person can be tested by more than one laboratory and can have both positive and negative results. **Therefore, the sum of the numbers in each column will be larger than the total number of people tested.**

Reporting lab	Inconclusive	Negative	Positive	Percent positive	Total
MIDWAY PRIMARY CARE LLC		2			2
URGENT CARE AND SURGERY CENTER			2	100%	2
CARTER BLOOD CARE			2	100%	2
NORTH OKALOOSA PHYSICIAN GRP - WALK IN CLINIC			2	100%	2
KAISER SUNNYSIDE MEDICAL CTR LAB		2			2
CATHOLIC HEALTH LABORATORY SERVICES		2			2
CVS NH6596POCT HAMPTON		2			2
BIONIC TECHNOLOGIES CORPORATION			2	100%	2
FHCP ASC - ORANGE CITY			2	100%	2
PUTNAM COUNTY PUBLIC HEALTH UNIT		2			2
CVS MA2125POCT NATICK		1	1	50%	2
EVERYBODY'S FAMILY CLINIC		2			2
Lake Charles Healthcare LLC dba Landmark Lake Charles			2	100%	2
AMERICAN MEDICAL LABORATORIES			2	100%	2
ACCESS MEDICAL GROUP OF FLORIDA CITY			2	100%	2
MERCY CONVENIENT CARE			2	100%	2
Good Samaritan Society Waukon		2			2
PRIMARY CARE SERVICES AT EDGEWATER		2			2
COBLESKILL REGIONAL HOSPITAL		2			2
NEWTON MEMORIAL HOSPITAL		2			2
PLANT CITY FAMILY CARE		2			2
PT&J REHAB LLC		1	1	50%	2
GALEN BAYLOR EXTENSION		2			2
CVS AZ33POCT TEMPE		2			2
SOUTHERN SURGICAL ARTS		2			2
TMH REHABILITATION CENTER		2			2
MEDICAL CENTER, THE		2			2
WEST HOUSTON MEDICAL CENTER			2	100%	2
WISCONSIN STATE LABORATORY OF HYGIENE		1	1	50%	2
MAJESTIC GUARDIANS			2	100%	2
DELAWARE DIAGNOSTICS LABS			2	100%	2
MINUTECLINIC DIAGNOSTIC MEDICAL		2			2
Walgreens #10207		2			2
MIDLAND MEMORIAL HOSPITAL			2	100%	2
SPRINGFIELD HOSPITAL LABORATORY			2	100%	2
ATLANTIC DIAGNOSTICS			2	100%	2
Kroger 441 - The Little Clinic Middletown		2			2
YOUTH AND YOU, INC		2			2
SAWGRASS PEDIATRIC PARTNERS LLC			2	100%	2
DMC UNIVERSITY LABORATORIES		1	1	50%	2
GULF COAST MEDICAL CENTER RESPIRATORY CARE			2	100%	2
Harbert Hills Academy Nursing Home		2			2
ROPER HOSPITAL			2	100%	2
TALLAHASSEE MEMORIAL HEALTHCARE FAMILY MED RESIDENCY			2	100%	2
Covington Care Nursing and Rehabilitation		2			2
Sevierville Health and Rehabilitation		2			2
Alden Terrace of McHenry			2	100%	2

COVID-19: testing by laboratory

Data through Apr 2, 2021 verified as of Apr 3, 2021 at 09:25 AM

Data in this report are provisional and subject to change.

The numbers in the table below represent the number of Florida and non-Florida residents for whom test results were received by the Department of Health. A person can be tested by more than one laboratory and can have both positive and negative results. **Therefore, the sum of the numbers in each column will be larger than the total number of people tested.**

Reporting lab	Inconclusive	Negative	Positive	Percent positive	Total
CROSSROADS			2	100%	2
BROOKS -TLC HOSPITAL SYSTEM			2	100%	2
CVS NM7242POCT ALBUQUERQUE		2			2
ROUTE 16 PHARMACY LLC DBA HOLLAND PHAR		2			2
WELLNESS MEDICAL CLINIC			2	100%	2
NORTHSIDE HOSPITAL D/B/A ARTHRITIS		2			2
CVS NC2559POCT CHARLOTTE		2			2
DEPT OF HEALTH			2	100%	2
STUART SURGERY CENTER, LLC			2	100%	2
AUSTIN REGIONAL CLINIC MICROBIOLOGY LAB			2	100%	2
Edinboro Manor		2			2
441 URGENT CARE-MULBERRY			2	100%	2
PALMETTO FAMILY HEALTH CENTER			2	100%	2
SOUTHEASTERN IMMEDIATE CARE- MILLEDGEVILLE GA			2	100%	2
MEDEXPRESS URGENT CARE - LINCOLN N 26T		2			2
FLORIDA MEDICAL CLINIC CARDIOLOGY-ZH			2	100%	2
CLINICAL REFERENCE LABORATORY, INC		2			2
BAYLOR COLLEGE OF MEDICINE			2	100%	2
SIMMONS			2	100%	2
MAIN STREET MEDICAL CENTERS		2			2
HOME CARE PHARMACY OF PALM COAST INC		2			2
ROYAL OAK MEDICAL CENTER LLC DBA CHARACTER FAMILY			2	100%	2
PRECISION CLINICAL RESEARCH			2	100%	2
DOCTORS MEDICAL CTR OF WALTON COUNTY			2	100%	2
MIDDLE TENN MENTAL HEALTH INSTITUTE		2			2
ARLINGTON DIALYSIS CENTER LLC		2			2
MINUTECLINIC DIAGNOSTIC, PA #10252		2			2
TRICORE REFERENCE LABORATORY		1	1	50%	2
CVS SC4382POCT SPARTANBURG		2			2
WILLOW CREEK RETIREMENT CENTER		2			2
PENSACOLA MEDICAL CLINIC LLC			2	100%	2
PPD CLINICAL RESEARCH UNIT			2	100%	2
MEDEXPRESS URGENT CARE - BROOKHAVEN		2			2
NORTHWEST MEDICAL CENTER LABORATORY		2			2
MIDDLEBURG PEDIATRICS			2	100%	2
ASPIRUS RIVERVIEW HOSPITAL & CLINICS INC		1	1	50%	2
LOWELL GENERAL HOSPITAL			2	100%	2
MEDLOGIC, LLC		2			2
NEMOURS CHILDRENS PRIMARY CARE			2	100%	2
BAYLOR SCOTT & WHITE COMPREHENSIVE WOUND			2	100%	2
ST. JOSEPH REGIONAL MEDICAL CENTER			2	100%	2
UNIVERSITY OF MN MEDICAL CENTER EAST CAMPUS			2	100%	2
THE EDGEWATER AND WATERMAN VILLAGE			2	100%	2
CLEVELAND CLINIC IMAGING			2	100%	2
RIVERVIEW MEDICAL CLINIC		2			2
GEISINGER MEDICAL CENTER		2			2
SIMPLY HEALTHCARE AND WELLNESS CLINIC, PC			2	100%	2

COVID-19: testing by laboratory

Data through Apr 2, 2021 verified as of Apr 3, 2021 at 09:25 AM

Data in this report are provisional and subject to change.

The numbers in the table below represent the number of Florida and non-Florida residents for whom test results were received by the Department of Health. A person can be tested by more than one laboratory and can have both positive and negative results. **Therefore, the sum of the numbers in each column will be larger than the total number of people tested.**

Reporting lab	Inconclusive	Negative	Positive	Percent positive	Total
LabCorp of America			2	100%	2
SOUTHSIDE FAMILY MEDICAL		2			2
UMASS MEMORIAL MEDICAL CENTER, INC		1	1	50%	2
CVS OH6185POCT PICKERINGTON		2			2
U OF MIAMI MILLER SCHOOL OF MEDICINE			2	100%	2
Kroger 549 - The Little Clinic Clinton Highway		2			2
DOCTORS CARE OF PALM COAST			2	100%	2
NORTH MANATEE HEALTH CARE CENTER			2	100%	2
INTEAM HEALTH, INC.			2	100%	2
LONG, SARAH		1	1	50%	2
Iowa Veterans Home		2			2
RAJ K PAI MD PA			2	100%	2
CVS MA41POCT TAUNTON		2			2
DUBOIS CONTINUUM OF CARE COMMUNITY INC		2			2
DOCTORS HOSPITAL OF AUGUSTA		2			2
GINKGO-IXLAYER		2			2
CHI MEMORIAL PRIMARY CARE ASSOCIATES-A		2			2
UNIVERSITY COMMUNITY HEALTH SERVICES		1	1	50%	2
CSS- TWELVE OAKS			2	100%	2
WESTMINSTER SUNCOAST			2	100%	2
GRACE HEALTHCARE OF LAKE WALES		1	1	50%	2
MINUTECLINIC DIAG OF IND, LLC #6250		2			2
Granville Center	1	1			2
Walgreens #9278		2			2
ACCESS MEDICAL GROUP OF TAMPA II, INC		2			2
CRUC CMCH-COVID-19		2			2
ORMOND BEACH URGENT CARE			2	100%	2
PALM COAST DIALYSIS		2			2
WALGREENS #15495		1	1	50%	2
GENETIC ASSAYS INC			2	100%	2
MOORE CLINICAL RESEARCH INC			2	100%	2
WALGREENS #05477		2			2
MCGUFFEY HEALTH CARE CENTER INC		2			2
SOUTHEAST GEORGIA HEALTH SYSTEM			2	100%	2
MIAMI DADE MEDICAL RESEARCH INSTITUTE			2	100%	2
CVS OH3980POCT KENT		2			2
INSPIRIT SENIOR LIVING			2	100%	2
INTEGRATED REGIONAL LABS			2	100%	2
Kroger 672 - The Little Clinic Bill Kennedy & Glenwood		2			2
BAPTIST HOSPITAL PRIMARY CARE GULF BREEZE			2	100%	2
PIEDMONT HENRY HOSPITAL, INC		2			2
PALM CITY NURSING AND REHAB CENTER			2	100%	2
A G RHODES HOME AT WESLEY WOODS		2			2
THE RIM URGENT CARE			2	100%	2
FIRST CHOICE MEDICAL PC			2	100%	2
Kroger 127 - The Little Clinic Lakewood-Alameda		2			2
UNIVERSITY OF MIAMI SCCC RESEARCH LABORATORY			2	100%	2

COVID-19: testing by laboratory

Data through Apr 2, 2021 verified as of Apr 3, 2021 at 09:25 AM

Data in this report are provisional and subject to change.

The numbers in the table below represent the number of Florida and non-Florida residents for whom test results were received by the Department of Health. A person can be tested by more than one laboratory and can have both positive and negative results. **Therefore, the sum of the numbers in each column will be larger than the total number of people tested.**

Reporting lab	Inconclusive	Negative	Positive	Percent positive	Total
WELL HEALTH LABS			2	100%	2
Imboden Creek Living Center		2			2
ALL 4 KIDZ PEDIATRICS		2			2
MEDERI CARETENDERS		1	1	50%	2
SENDER RETREAT ADULT DAY CARE CENTERS			2	100%	2
FLORIDA MENTOR FAULKNER GROUP HOME			2	100%	2
DIVERSE MEDICAL CARE LLC			2	100%	2
IN & OUT URGENT CARE METAIRIE			2	100%	2
Timber Ridge Health Care Center			2	100%	2
KIDSVILLE PEDIATRICS IV PA		1	1	50%	2
SUNSHINE PHARMACY		2			2
MEDICAL ASSOCIATES OF BREVARD LLC		1	1	50%	2
CVS NV5286POCT HENDERSON		2			2
Providence of Sparta Health and Rehabilitation		2			2
UVA HEALTH SYSTEM MEDICAL LABORATORIES			2	100%	2
TANNER MEDICAL CENTER LABORATORY		2			2
EXCEPTIONAL EMERGENCY CENTER - AMARILLO			2	100%	2
PANCARE HEALTH - SNEADS ELEMENTARY			2	100%	2
GREEN POINT RX INC DBA ALTRU CHEMISTS		2			2
CVS M08581POCT BLUE SPRINGS		1	1	50%	2
PHYSICIANS PREMIER			2	100%	2
BAPTIST HOSPITAL OF MIAMI MCI BROWARD LABORATORY			2	100%	2
BAY CORRECTIONAL AND REHABILITATION FACILITY			2	100%	2
Elba Nursing and Rehabilitation Center, LLC		2			2
VAULT MEDICAL SERVICES		1	1	50%	2
PINELLAS CHD - CLEARWATER		1	1	50%	2
NORTHSIDE FAMILY MEDICINE AND URGENT CARE (CUMMING)		2			2
DASCENA LAB			2	100%	2
INTERNAL MEDICINE ASSOCIATES-DUNELLON			2	100%	2
SPARTANBURG REGIONAL MEDICAL CENTER			2	100%	2
CARTERSVILLE MEDICAL CENTER			2	100%	2
Mary Anna Nursing Home		2			2
COUNTRY COTTAGE		2			2
GASTROENTEROLOGY ASSOCIATES			2	100%	2
BROOKDALE PALM BEACH GARDENS			2	100%	2
SPECTRUM HEALTH			2	100%	2
REGIONS HOSPITAL LABORATORY			2	100%	2
HCR MANOR CARE SERVICES OF FLORIDA III INC		2			2
BAPTIST HOSPITAL INTERNAL MEDICINE GULF BREEZE			2	100%	2
VALLEY MEDICAL LABORATORY			2	100%	2
UNITED MEMORIAL MEDICAL CENTER			2	100%	2
PEACE OF MIND REHAB CENTER		2			2
LACORP		1	1	50%	2
OMEGA RESEARCH CONSULTANTS			2	100%	2
OLYMPUS HEALTH AND PERFORMANCE			2	100%	2
The Grand Rehabilitation & Nursing Utica		2			2
DEBORAH HEART AND LUNG CENTER		2			2

COVID-19: testing by laboratory

Data through Apr 2, 2021 verified as of Apr 3, 2021 at 09:25 AM

Data in this report are provisional and subject to change.

The numbers in the table below represent the number of Florida and non-Florida residents for whom test results were received by the Department of Health. A person can be tested by more than one laboratory and can have both positive and negative results. **Therefore, the sum of the numbers in each column will be larger than the total number of people tested.**

Reporting lab	Inconclusive	Negative	Positive	Percent positive	Total
LIFELINK TRANSPLANT INSTITUTE LAB		1	1	50%	2
Crowne Health Care of Greenville		2			2
CVS AZ7075POCT CHANDLER		2			2
ATHENA CARE RESOURCES LLC		2			2
HELEN HAYES HOSPITAL LABORATORY		2			2
CVS IN8639POCT TERRE HAUTE		2			2
PUBLIX PHARMACY #1048		2			2
DAYTON CHILDRENS HOSPITAL LAB			2	100%	2
LEXINGTON PLACE			2	100%	2
FLORIDA SCHOOL FOR THE DEAF & BLIND			2	100%	2
CITRUS PARK			2	100%	2
NEW BRIDGE MEDICAL CENTER		2			2
WELLMED AT SOUTH STUART		2			2
Cortland Acres Association		2			2
BROOKSVILLE DIALYSIS			2	100%	2
TEQUESTA FAMILY MEDICAL CENTER LLC			2	100%	2
PM PEDIATRICS OF BAYSIDE PLLC - HOPEWELL JUNCTION		2			2
GRANDVIEW COLLEGE STUDENT HEALTH CENTE		2			2
EASTSIDE SPORTS COMPLEX			2	100%	2
CVS NH1004POCT SALEM		1	1	50%	2
UWMC MONTLAKE DEPT OF LAB MED			2	100%	2
QUEST DIAGNOSTICS INCORPORATED			2	100%	2
RDX BIOSCIENCE INC			2	100%	2
NORTH MCALLEN PEDIATRIC CENTER			2	100%	2
MAWD PATHOLOGY GROUP			2	100%	2
Greene Meadows Nursing and Rehabilitation Center		1			1
The Carrington		1			1
SOUTHERN WINDS			1	100%	1
Nemours Children's Clinic-Orla			1	100%	1
LAB PLUS, LLC AT ASCENSION SAINT THOMA		1			1
MIL LAKE HEALTHCARE CENTER INC PEDIATRICS			1	100%	1
SACRED HEART MEDICAL CENTER			1	100%	1
UF HEALTH EMERGENCY CENTER LABORATORY		1			1
MEDEXPRESS URGENT CARE - ROCKAWAY		1			1
Kroger 49 - The Little Clinic Wichita - 21st St.			1	100%	1
CLINICAL CARE, INC			1	100%	1
RED HOOK FAMILY PRACTICE		1			1
GADSDEN FAMILY PRACTICE		1			1
Longwood Community Living Center		1			1
CLEVELAND HEARTLAB			1	100%	1
ADVENTHEALTH MEDICAL GROUP INTERNAL MEDICINE AT MILLS			1	100%	1
Wilkes-Barre VAMC		1			1
441 URGENT CARE CENTER - BROWNWOOD			1	100%	1
HUNTERS CREEK MEDICAL ASSOCIATES PA		1			1
ST JOSEPHS CHILDRENS HOSPITAL PEDI TRANSPORT			1	100%	1
BEACH CARE PLLC			1	100%	1
Kroger 353 - The Little Clinic Harpers Point		1			1

COVID-19: testing by laboratory

Data through Apr 2, 2021 verified as of Apr 3, 2021 at 09:25 AM

Data in this report are provisional and subject to change.

The numbers in the table below represent the number of Florida and non-Florida residents for whom test results were received by the Department of Health. A person can be tested by more than one laboratory and can have both positive and negative results. **Therefore, the sum of the numbers in each column will be larger than the total number of people tested.**

Reporting lab	Inconclusive	Negative	Positive	Percent positive	Total
CONSULATE HEALTH CARE OF VERO BEACH			1	100%	1
Alden Lincoln Park			1	100%	1
Melbourne Terrace Rehabilitation Center			1	100%	1
EUGENE T FINAN, MD			1	100%	1
GENEVA FAMILY HEALTH			1	100%	1
TMH URGENT CARE CENTER			1	100%	1
Central Park Healthcare & Rehabilitation Center		1			1
DISCOVERY AT HOME, LLC			1	100%	1
WESTCOAST FAMILY PRACTICE		1			1
NORTHEAST GEORGIA HEALTH SYSTEM			1	100%	1
Kroger 894 - The Little Clinic NEC		1			1
ALTAMONTE SPRINGS WALK IN MED CENTER			1	100%	1
Washington County Nursing H0me			1	100%	1
CULVER CITY URGENT CARE			1	100%	1
COMMONWEALTH OF VIRGINIA DIVISION OF CONSOLIDATED LABORATORY SERVICES			1	100%	1
LAKELAND MEDICAL CENTER			1	100%	1
DOYLESTOWN HOSPITAL			1	100%	1
Community Compassion Center of Batesville			1	100%	1
THE HOSPITALS OF PROVIDENCE EMERGENCY ROOM			1	100%	1
Keller Landing Center		1			1
Bay View Nursing and Rehabilitation Center			1	100%	1
CIRRUS DX			1	100%	1
LAKE REGIONAL HEALTH			1	100%	1
MEDCOR INC			1	100%	1
ALIMETRIX INC		1			1
PUBLIX PHARMACY #1114			1	100%	1
RANDOLPH COUNTY HEALTH & REHABILITATIO		1			1
MEDEXPRESS URGENT CARE - PINE BLUFF S		1			1
FAIRVIEW SOUTHDALE			1	100%	1
ADVANCED CARDIOVASCULAR DIAGNOSTICS OF FL			1	100%	1
CEPERO PEDIATRICS PA			1	100%	1
ARIZONA STATE LABORATORY			1	100%	1
ADVENTHEALTH PHYSICIAN GROUP – APPLEWOOD			1	100%	1
NEW HORIZON PRIMARY CARE LLC			1	100%	1
White River Health Care Center		1			1
CHILTON MEDICAL CENTER		1			1
HIGH DESERT COURT GROUP HOME			1	100%	1
WALGREENS #5130			1	100%	1
SIGNATURE CARE MIDLAND			1	100%	1
TRAVIS LEE THOMPSON MD			1	100%	1
SANCHEZ CAZAU MEDICAL GROUP			1	100%	1
FLORIDA HEART AND VASCULAR MULTISPECIALTY GROUP PA			1	100%	1
FLAGLER MEDICAL ASSOCIATES PA			1	100%	1
ASCENSION ST VINCENT'S - WESTSIDE			1	100%	1
COASTAL PEDIATRICS LLC			1	100%	1
WEST VIRGINIA UNIVERSITY HOSPITALS			1	100%	1
WALGREENS #10308		1			1

COVID-19: testing by laboratory

Data through Apr 2, 2021 verified as of Apr 3, 2021 at 09:25 AM

Data in this report are provisional and subject to change.

The numbers in the table below represent the number of Florida and non-Florida residents for whom test results were received by the Department of Health. A person can be tested by more than one laboratory and can have both positive and negative results. **Therefore, the sum of the numbers in each column will be larger than the total number of people tested.**

Reporting lab	Inconclusive	Negative	Positive	Percent positive	Total
AdventHealth Care Center Zephyrhills North			1	100%	1
STVHCS - Dental Outpatient Clinic		1			1
METRO HEALTH HOSPITAL LABORATORY		1			1
STUDENT HEALTH CENTER			1	100%	1
COVE AT THE MARBELLA,THE			1	100%	1
BAPTIST EMERGENCY HOSPITAL - KELLY			1	100%	1
SANFORD LABORATORIES WATERTOWN			1	100%	1
MERCY HOME		1			1
CARE CENTER OF LAKE PLACID			1	100%	1
SANTA MONICA CA-UCLA MC			1	100%	1
CVS OH2540POCT HILLIARD		1			1
Port Orange Nursing And Rehab Center			1	100%	1
SMA BEHAVIORAL HEALTH SERVICES INC		1			1
DEACONESS URGENT CARE CENTER			1	100%	1
777 URGENT CARE			1	100%	1
INFANTS & CHILDREN PA			1	100%	1
OASIS FAMILY RESORT IN THE SPRINGS LLC		1			1
ABBOTT LABORATORIES ROSS PRODUCTS			1	100%	1
AFTER HOURS CLINIC			1	100%	1
FLORIDA CLINICAL LABORATORY INC DBA			1	100%	1
AHC Dyersburg		1			1
UF HEALTH THE VILLAGES			1	100%	1
MANHATTAN EYE EAR AND THROAT HOSPITAL		1			1
AVERA MEDICAL GROUP			1	100%	1
ARIZA WELLNESS CARE LLC			1	100%	1
Parkview Care Center			1	100%	1
COASTAL PEDIATRIC CARE			1	100%	1
PAMC MICRO LAB			1	100%	1
Heartland of Perrysburg		1			1
MEDEXPRESS URGENT CARE, MOSSIDE		1			1
RCP OF MEMORIAL WEST			1	100%	1
NF Escambia, LLC DBA Olive BranchHealth and Rehabilitaion Center			1	100%	1
MINUTE CLINIC DIAGNOSTIC MED GRP OF CA		1			1
St. Ann Rehabilitation and Nursing Center		1			1
HIGHLANDS CLINICAL LABORATORY			1	100%	1
JOHN MANCHIN SR HEALTH CARE CENTER		1			1
NEMOURS CHILDREN'S PRIMARY CARE			1	100%	1
YORK HOSPITAL: MICROBIOLOGY			1	100%	1
Brookdale Southside			1	100%	1
CORPUS CHRISTI MEDICAL CENTER			1	100%	1
Caldwell Care		1			1
CAREHERE HUDSON BAY			1	100%	1
SONNI'S PEDIATRICS			1	100%	1
BROOKSHIRE, THE			1	100%	1
LABTEST LLC LABTEST DIAGNOSTICS			1	100%	1
MOUNT SINAI HOSPITAL OF QUEENS			1	100%	1
ALPHA 1 ANTITRYPSIN RESEARCH PROGRAM			1	100%	1

COVID-19: testing by laboratory

Data through Apr 2, 2021 verified as of Apr 3, 2021 at 09:25 AM

Data in this report are provisional and subject to change.

The numbers in the table below represent the number of Florida and non-Florida residents for whom test results were received by the Department of Health. A person can be tested by more than one laboratory and can have both positive and negative results. **Therefore, the sum of the numbers in each column will be larger than the total number of people tested.**

Reporting lab	Inconclusive	Negative	Positive	Percent positive	Total
GAMMA HEALTHCARE, INC		1			1
NABI		1			1
CRESTVIEW MED CLIN LAB			1	100%	1
WAKE FOREST MEDICAL CENTER LABORATORY			1	100%	1
CVS MA1875POCT ASHLAND			1	100%	1
ALLIANCE LABORATORY SERVICES			1	100%	1
ADVANCE HEALTH AND WELLNESS SOLUTIONS			1	100%	1
MOSOLF PEDIATRICS PA			1	100%	1
Rio Grande City Nursing and Rehab Center			1	100%	1
SOUTHWESTERN VERMONT MEDICAL CENTER			1	100%	1
UT HEALTH RGV CLINICAL LABORATORY			1	100%	1
CLEMENT J ZABLOCKI VAMC		1			1
MD NOW MEDICAL CENTERS, INC			1	100%	1
PENSACOLA PATHOLOGY		1			1
CELEBRATION HOSPITAL			1	100%	1
GATEWAY FAMILY HEALTH CLINIC			1	100%	1
COUNTRYSIDE PEDIATRIC CARE PA			1	100%	1
MID-FLORIDA PATHOLOGY LLC		1			1
BROOKDALE FORT MYERS LAKES PARK			1	100%	1
NORTH PALM BEACH DIALYSIS CENTER			1	100%	1
GULF COUNTY HEALTH DEPARTMENT			1	100%	1
MEMORIAL HERMANN KATY HOSPITAL			1	100%	1
RIVERSIDE REGIONAL MED CENTER			1	100%	1
EVEXIA DIAGNOSTICS			1	100%	1
CLEVELAND CLINIC FLORIDA LAB			1	100%	1
QUICKCARE HEALTH, INC			1	100%	1
CHILDRENS SPECIALIST PEDIATRIC PULMMOLOGY &			1	100%	1
ALBUQUERQUE INDIAN HEALTH CENTER		1			1
Heartland Health Care Center Jacksonville			1	100%	1
KROGER 785 - THE LITTLE CLINIC DIXIE HWY		1			1
UNIVERSITY OF MARYLAND PATHOLOGY ASSOCIATES			1	100%	1
CARSON NURSING AND REHABILITATION CENTER		1			1
ASHLEY PEDIATRICS DAY AND NIGHT CLINIC			1	100%	1
BAPTIST HEALTH PRIMARY CARE AT CUTLER BAY			1	100%	1
ELKTON TRANSITIONAL CARE CENTER		1			1
Sunnybrook Rehabilitation Center			1	100%	1
Falmouth By The Sea			1	100%	1
BAM INC		1			1
SIPERSTEIN DERMATOLOGY LLC			1	100%	1
MADISON AT OVIEDO			1	100%	1
FLORIDA DEPARTMENT OF HEALTH IN CITRUS COUNTY		1			1
HARDIN HEALTH INC		1			1
SUPERKIDS PEDIATRICS			1	100%	1
PREMIER HEALTH CARE INC			1	100%	1
ANDERSON FAMILY MEDICINE			1	100%	1
DILELLA			1	100%	1
APOLLOMDX LLC			1	100%	1

COVID-19: testing by laboratory

Data through Apr 2, 2021 verified as of Apr 3, 2021 at 09:25 AM

Data in this report are provisional and subject to change.

The numbers in the table below represent the number of Florida and non-Florida residents for whom test results were received by the Department of Health. A person can be tested by more than one laboratory and can have both positive and negative results. **Therefore, the sum of the numbers in each column will be larger than the total number of people tested.**

Reporting lab	Inconclusive	Negative	Positive	Percent positive	Total
PRIME HEALTHCARE SERVICES		1			1
SUNCOAST RESEARCH GROUP LLC			1	100%	1
SOUTHERN FAMILY HEALTH			1	100%	1
VA ST LOUIS HEALTH CARE SYSTEM			1	100%	1
Altenheim Senior Living		1			1
ROSE HAVEN NURSING CENTER		1			1
Livingston County Center for Nursing and Rehabilitation		1			1
CASA DE ORO CARE AND REHABILITATION CE		1			1
ST JUDE CARE CENTER		1			1
CARENOW-MONTGOMERY			1	100%	1
FIT4LIFE MEDICAL CENTER			1	100%	1
BEAUMONT HOSPITAL			1	100%	1
ORCHARD LABORATORIES			1	100%	1
SC-GA2018 MCCORMICK REHAB & HEALTHCARE		1			1
Lemont Nursing and Rehab Center			1	100%	1
WEST FLORIDA HOSPITAL LABORATORY			1	100%	1
Regency Square			1	100%	1
UNIVERSITY OF SOUTH FLORIDA			1	100%	1
MEDEXPRESS URGENT CARE, MILLCREEK		1			1
Jenkins Living Center		1			1
PRIMARY & URGENT CARE CENTERS			1	100%	1
ADVENTHEALTH WATERMAN COMMUNITY CLINIC			1	100%	1
SANTA MONICA FERTILITY			1	100%	1
GENESIS MICROBIOLOGY LAB		1			1
LONG ISLAND MINIMALLY INVASIVE SURGERY		1			1
Kroger 929 - The Little Clinic Corryville		1			1
SMYTH COUNTY COMMUNITY HOSPITAL LABORATORY			1	100%	1
ASHLEY PEDIATRICS DAY & NIGHT CLINIC			1	100%	1
METROPOLITAN			1	100%	1
CHI ST. LUKE'S HEALTH BCM MEDICAL CENTER			1	100%	1
ST. LUKE'S HOSPITAL			1	100%	1
JAX FAMILY CARE		1			1
MANCHESTER COMMONS		1			1
CHRISTUS GOOD SHEPHERD MEDICAL CENTER			1	100%	1
SAINT JOSEPHS HOSPITAL OF ATLANTA			1	100%	1
OUCH URGENT CARE			1	100%	1
STAT EMERGENCY CENTER			1	100%	1
SKYRIDGE CLINICAL ASSOCIATES		1			1
FLORIDA MEDICAL CLINIC PA GI			1	100%	1
FIRST CARE OF GAINESVILLE			1	100%	1
MEMORIAL SATILLA HEALTH			1	100%	1
ADVENTHEALTH MEDICAL GROUP UROLOGY AT EAST ORLANDO		1			1
Perham Living			1	100%	1
PREMISEHEALTH		1			1
Integrity Healthcare of Carbondale			1	100%	1
JOHN PETER SMITH HOSPITAL- OB TRIAGE			1	100%	1
Kroger 524 - The Little Clinic Iron Bridge Road		1			1

COVID-19: testing by laboratory

Data through Apr 2, 2021 verified as of Apr 3, 2021 at 09:25 AM

Data in this report are provisional and subject to change.

The numbers in the table below represent the number of Florida and non-Florida residents for whom test results were received by the Department of Health. A person can be tested by more than one laboratory and can have both positive and negative results. **Therefore, the sum of the numbers in each column will be larger than the total number of people tested.**

Reporting lab	Inconclusive	Negative	Positive	Percent positive	Total
WRIGHT PATTERSON AFB MEDICAL CENTER			1	100%	1
PALM COTTAGE OPERATOR LLC			1	100%	1
WMC HEALTH GROUP OF KISSIMMEE LLC			1	100%	1
HALE KUPUNA HERITAGE HOME		1			1
ORMOND PEDIATRICS PA			1	100%	1
HENRY FORD WEST BLOOMFIELD HOSPITAL			1	100%	1
Domiciliary Rehab & Residential Treatment Program		1			1
SURGERY CENTER, THE			1	100%	1
BRITTNEY WHELIHAN IRWIN ARNP LLC			1	100%	1
ICARE		1			1
Walgreens #11724		1			1
OKLAHOMA BLOOD INSTITUTE			1	100%	1
MEADOWS PARK HEALTH AND REHABILITATION		1			1
MOUNT SINAI MEDICAL CENTER HIALEAH			1	100%	1
SLIDELL MEMORIAL HOSPITAL			1	100%	1
CHIPLEY DIALYSIS			1	100%	1
HOSPITALS OF PROVIDENCE TRANSMOUNTAIN CAMPUS, THE			1	100%	1
URGENT CARE OF COASTAL GEORGIA			1	100%	1
PEDIATRIC PARTNERS			1	100%	1
MARQUETTE GENERAL HOSPITAL			1	100%	1
Kroger 569 - The Little Clinic Gallatin		1			1
CVS AZ7855POCT TUCSON		1			1
JOSEPH REINA PHARMACY INC DBA JRX PHAR		1			1
MEDEXPRESS URGENT CARE - LINDEN		1			1
MEDEXPRESS URGENT CARE - NUTLEY		1			1
CVS AZ3749POCT GOODYEAR		1			1
Diversicare of Smyrna		1			1
HEART HOSPITAL OF LAFAYETTE: EMERGENCY ROOM			1	100%	1
GIBSON AREA PRIMARY CARE			1	100%	1
BLOOMINGDALE MEDICAL ASSOC			1	100%	1
BAYMEADOWS PEDIATRIC CARE		1			1
JACKSON MADISON CO. GEN. HOSPITAL			1	100%	1
WOOD COUNTY HEALTH DEPARTMENT			1	100%	1
MT SINA1 HOSPICE			1	100%	1
RAYMOND F CARON MD			1	100%	1
Long Beach Care Center			1	100%	1
REGIONAL MED CTR BAYONET POINT			1	100%	1
CANDLER HOSPITAL			1	100%	1
LITTLE FALLS HOSPITAL LABORATORY		1			1
NORDX			1	100%	1
CVS OK6225POCT EDMOND		1			1
VERITAS GENETICS, INC.			1	100%	1
PALMETTO PRIMARY CARE PHYSICIANS			1	100%	1
APS-SUMMIT CARE PHARMACY, LLC DBA OMNICARE		1			1
HUNEYCUTT FAMILY PRACTICE			1	100%	1
Arch Plaza Nursing and Rehabilitation Center			1	100%	1
FLORIDA HOME HEALTH			1	100%	1

COVID-19: testing by laboratory

Data through Apr 2, 2021 verified as of Apr 3, 2021 at 09:25 AM

Data in this report are provisional and subject to change.

The numbers in the table below represent the number of Florida and non-Florida residents for whom test results were received by the Department of Health. A person can be tested by more than one laboratory and can have both positive and negative results. **Therefore, the sum of the numbers in each column will be larger than the total number of people tested.**

Reporting lab	Inconclusive	Negative	Positive	Percent positive	Total
OPCO LLC LEGACY NURSING AND REHABILITA		1			1
STITCHES ACUTE CARE CENTER OF CHEYENNE			1	100%	1
ADVANCED CARDIOVASCULAR DIAGNOSTICS PL		1			1
HENRY FORD HOSPITAL			1	100%	1
DAYTONA BEACH CENTRA CARE			1	100%	1
WESLEY MEDICAL CENTER			1	100%	1
WATERS EDGE ELEMENTARY SCHOOL			1	100%	1
WINCHESTER URGENT CARE, PC		1			1
WELLSTAR PAULDING HOSPITAL		1			1
PEDIATRIC ASSOCIATES - MIAMI LAKES		1			1
AML DIAGNOSTICS- ADV TESTING IN METABOLIC MEDICINE			1	100%	1
ADVENTHEALTH MEDICAL GROUP OBSTETRICS AND			1	100%	1
Crisp Regional Nursing and Rehab Center		1			1
NORTHEAST BAPTIST HOSPITAL			1	100%	1
SPRING VALLEY HOSPITAL MEDICAL CENTER			1	100%	1
FAMILY PRACTICE OF CENTRAL FLORIDA PA			1	100%	1
PERRY COUNTY NURSING HOME		1			1
Kroger 407 - The Little Clinic Lexington		1			1
MIAMI-DADE COUNTY HEALTH DEPT.		1			1
ER NEAR ME HULEN		1			1
ULTIMATE KIDNEY CARE			1	100%	1
FREDERICK AVENUE GROUP HOME		1			1
EVANS FAMILY CARE PA			1	100%	1
FLORIDA DIGESTIVE AND LIVER SPECIALISTS			1	100%	1
Signature Healthcare of Fort Wayne		1			1
MID FLORIDA BIOLOGICALS			1	100%	1
CVS NE2741POCT LA VISTA		1			1
MEDSTAR URGENT CARE, LLC			1	100%	1
ST CATHERINE HOSPITAL LABORATORY			1	100%	1
Kroger 356 - The Little Clinic Middletown		1			1
Kroger 838 - The Little Clinic Fairborn		1			1
Cornerstone at the Ranch		1			1
DONALSONVILLE HOSPITAL			1	100%	1
WALMART PHARMACY 10-4554		1			1
ATMORE COMMUNITY HOSPITAL			1	100%	1
MERCY MEDICAL CENTER INC			1	100%	1
Walgreens #10851		1			1
MEDEXPRESS URGENT CARE, EDWARDSVILLE		1			1
URGENT DOC -NACOGODOCHES CLINIC			1	100%	1
MBMG OF WINTER HAVEN			1	100%	1
LIFE CARE CENTER OF HILTON HEAD		1			1
Senatobia Healthcare & Rehab		1			1
2504-HOMEWOOD		1			1
DIGESTIVE DISEASE CARE PC		1			1
PAUL C SCHWARTZ & MELVIN L WEIDMAN		1			1
CENTRAL CAROLINA HOSPITAL			1	100%	1
PHOEBE PRIMARY CARE CAMILLA			1	100%	1

COVID-19: testing by laboratory

Data through Apr 2, 2021 verified as of Apr 3, 2021 at 09:25 AM

Data in this report are provisional and subject to change.

The numbers in the table below represent the number of Florida and non-Florida residents for whom test results were received by the Department of Health. A person can be tested by more than one laboratory and can have both positive and negative results. **Therefore, the sum of the numbers in each column will be larger than the total number of people tested.**

Reporting lab	Inconclusive	Negative	Positive	Percent positive	Total
WALK IN FAMILY MEDICINE CENTER			1	100%	1
MEDEXPRESS URGENT CARE-MEADVILLE			1	100%	1
COMMUNITY CARE CENTER□		1			1
ST. MICHAEL'S ELITE HOSPITAL			1	100%	1
PALM BEACH COUNTY SHERIFF OFFICE			1	100%	1
SUMMER PLACE NURSING & REHABILITATION		1			1
Salem Hills Rehabilitation and Nursing Center		1			1
ROSEN MEDICAL CENTER AT ROSEN COLLEGE CAMPUS			1	100%	1
MEDSTAR HEALTH URGENT CARE			1	100%	1
THE INTERNAL MEDICAL GROUP		1			1
UNIVERSITY OF VERMONT MEDICAL CENTER			1	100%	1
OMC PRIMARY CARE - HOSPITAL CAMPUS			1	100%	1
LABTECH DIAGNOSTICS			1	100%	1
RENOWN REGIONAL MEDICAL CENTER			1	100%	1
Hempfield Manor		1			1
UNIVERSITY PLACE NURSING CENTER		1			1
DW MCMILLAN MEMORIAL HOSPITAL LABORATORY			1	100%	1
TREASURE COAST MEDICAL CONCIERGE LLC			1	100%	1
MEDEXPRESS URGENT CARE-VINLAND SOUTH			1	100%	1
DOCTOR TODAY URGENT CARE			1	100%	1
MEDIPLUS CLINIC, INC			1	100%	1
West Bay of Tampa Center			1	100%	1
St Mary's d'Youville Pavilion		1			1
Bayou Vista Community Care Center			1	100%	1
BHS PHYSICIAN NETWORK			1	100%	1
SCRIPPS MERCY HOSPITAL			1	100%	1
Kroger 618 - The Little Clinic Trail Creek Village		1			1
EXPRESS CARE OF LEESBURG			1	100%	1
CVS IL2297651CV JOLIET		1			1
ASSOCIATES MD MEDICAL GROUP INC			1	100%	1
RIVERVIEW HOSPITAL D/B/A UNIVERSITY		1			1
NEMOURS CHILDREN'S PRIMARY CARE, ST CLOUD			1	100%	1
SUMMIT LABORATORY			1	100%	1
Kroger 350 - The Little Clinic New Cut Road		1			1
CDR MAGUIRE – STUART MISSION			1	100%	1
FAMILY & INTERNAL MEDICINE CENTER		1			1
Manor Care of Dallastown d/b/a ManorCare Health Services - Dallastown		1			1
ST VINCENT'S AMBULATORY CARE INC			1	100%	1
ARKANSAS PUBLIC HEALTH LABORATORY		1			1
PEDRO MENENDEZ HEALTH CENTER AT ST JOHNS			1	100%	1
SOUTH SEMINOLE HOSPITAL POCT			1	100%	1
RIVIERA BEACH INTEGRATED CARE INC			1	100%	1
PROGRESSIVE MEDICAL RESEARCH			1	100%	1
BAPTIST ASI			1	100%	1
CVS LA1116POCT BATON ROUGE		1			1
Village Green Health & Rehabilitation		1			1
SEVEN HILLS HEALTHCARE GROUP LLC DBA		1			1

COVID-19: testing by laboratory

Data through Apr 2, 2021 verified as of Apr 3, 2021 at 09:25 AM

Data in this report are provisional and subject to change.

The numbers in the table below represent the number of Florida and non-Florida residents for whom test results were received by the Department of Health. A person can be tested by more than one laboratory and can have both positive and negative results. **Therefore, the sum of the numbers in each column will be larger than the total number of people tested.**

Reporting lab	Inconclusive	Negative	Positive	Percent positive	Total
JPS HEALTH CENTER AT TRUE WORTH PLACE			1	100%	1
HEALTHPLUS			1	100%	1
JP MORGAN CHASE HEALTH SERVICES			1	100%	1
ISLANDS ASSISTED LIVING FACILITY,THE			1	100%	1
LABORATORIO MEDICO CENTRAL CONDOMINO MD			1	100%	1
AMD			1	100%	1
OPTUM OF HIALEAH		1			1
TARRYTOWN PHARMACY			1	100%	1
WHEATON FRANCISCAN LABORATORY			1	100%	1
SOUTHERN REGIONAL MEDICAL CENTER		1			1
NEW ERA COMMUNITY HEALTH CENTER LLC		1			1
SEATTLE-KING COUNTY			1	100%	1
ACUTE AND COMMUNICABLE DISEASE PREVENTION			1	100%	1
SYNERGENE LABORATORY			1	100%	1
Sherwood Oaks Health Center			1	100%	1
MEMORIAL HOSPITAL LOS BANOS			1	100%	1
TEXAS HEALTH ARLINGTON MEMORIAL		1			1
CHC			1	100%	1
CARESPOT - LEE VISTA			1	100%	1
WELLSTAR SPALDING REGIONAL MEDICAL CENTER		1			1
HUDSON REGIONAL HOSPITAL			1	100%	1
ADVENTHEALTH IMAGING WINTERGARDEN		1			1
Kroger 379 - The Little Clinic Stony Brook		1			1
GENERATIONS CENTER OF SPENCER		1			1
LRHS Pablo Urgent Care		1			1
VERMONT DEPT OF HEALTH LABORATORY			1	100%	1
SELF REGIONAL HEALTHCARE			1	100%	1
INLET CONCIERGE MEDICINE			1	100%	1
ST FRANCIS COLLEGE WELLNESS CENTER		1			1
TEXAS HEALTH ARLINGTON MEMORIAL HOSPITAL			1	100%	1
MIAMI VASCULAR SURGERY			1	100%	1
FINLAY MEDICAL RESEARCH CORP			1	100%	1
OMAHA VA MEDICAL CENTER			1	100%	1
ACUPATH LABORATORIES INC			1	100%	1
APOLLO ADVANCED HOME HEALTH CORP			1	100%	1
CLINICAL TRIALS OF TAMPA LLC		1			1
COLOMBO'S PHARMACY		1			1
ANDERSON NURSING CENTER			1	100%	1
VIVEX/UMTB BIOMEDICAL			1	100%	1
SAINT BARNABAS MEDICAL CENTER		1			1
Traymore Nursing Center		1			1
Cerenity Senior Care-White Bear Lake		1			1
Niles Nursing and Rehab. Center		1			1
WEST FLORIDA MEDICAL ASSOCIATES			1	100%	1
NEW YORK PRESBYTERIAN HOSPITAL			1	100%	1
Kroger 682 - The Little Clinic New Holland Market			1	100%	1
NAVAL BRANCH HEALTH CLINIC			1	100%	1

COVID-19: testing by laboratory

Data through Apr 2, 2021 verified as of Apr 3, 2021 at 09:25 AM

Data in this report are provisional and subject to change.

The numbers in the table below represent the number of Florida and non-Florida residents for whom test results were received by the Department of Health. A person can be tested by more than one laboratory and can have both positive and negative results. **Therefore, the sum of the numbers in each column will be larger than the total number of people tested.**

Reporting lab	Inconclusive	Negative	Positive	Percent positive	Total
INTERIM HEALTHCARE OF PALM COAST			1	100%	1
MEDEXPRESS URGENT CARE - LAWTON		1			1
STATE OF ALASKA			1	100%	1
HEALTHCARE ASSOCIATES OF IRVING, LLP			1	100%	1
PALM BEACH DIABETES AND ENDOCRINE SPECIALISTS, PA			1	100%	1
PINNACLE PAIN CENTER PS DBA LYNX HEALTHCARE		1			1
SUSAN F. WILLIAMS M.D., P.A.			1	100%	1
LABORATORY COPRORATION OF AMERICA			1	100%	1
BAYOU URGENT CARE			1	100%	1
PEDRO L ORTEGA MD PA			1	100%	1
WAYCROSS INTRTNAL MEDICINE			1	100%	1
HELGEMO & LIOU PEDIATRICS			1	100%	1
AMBRY GENETICS CORP	1				1
PM PEDIATRICS OF BAYSIDE, PLLC		1			1
DAUGHTERS OF SARAH NURSING CENTER		1			1
Towne Manor West		1			1
BARRINGTON TERRACE NAPLES			1	100%	1
MEDEXPRESS URGENT CARE - LEOMINSTER		1			1
Kroger - KR070600172		1			1
SJMC PHYSICIAN SERVICES			1	100%	1
MRMC LAB MICRO			1	100%	1
ALTA BATES SUMMIT MEDICAL CENTER CLINICAL LAB			1	100%	1
Hinesville VA Clinic		1			1
CLERMONT PEDIATRICS, PA			1	100%	1
DAVENPORT PEDIATRICS CLERMONT			1	100%	1
RIVERSIDE MEDICAL CENTER		1			1
HARRIS URGENT CARE CENTER			1	100%	1
ADVENTHEALTH MEDICAL GROUP PEDIATRICS DIABETES &			1	100%	1
HOLMES FAMILY PRACTICE PA			1	100%	1
ESOTERIC LAB			1	100%	1
HOSPITAL SISTERS HEALTH SYSTEM (HSHS)			1	100%	1
SPECTRUM LUDINGTON			1	100%	1
FLAGLER PROFESSIONAL HEALTH CARE SERVICES INC		1			1
INNOVATIVE HEALTH DIAGNOSTIC OF CALIFORNIA			1	100%	1
Kroger - KR070300083			1	100%	1
LAKEVIEW REGIONAL HOSPITAL			1	100%	1
Bolingreen Health and Rehabilitation		1			1
HEARTLAND PHARMACY SEBRING			1	100%	1
Walgreens #5421		1			1
CLIFTON-FINE HOSPITAL LABORATORY		1			1
MYLAN-SOUTH POINT PA		1			1
COASTAL MANOR		1			1
BAPTIST HEALTH ASI			1	100%	1
CVS TN6414POCT SMYRNA		1			1
Villa Maria			1	100%	1
RADIANCE HEALTH RX		1			1
OPTUM MEDICAL CLINIC IN ROCKRIMMON			1	100%	1

COVID-19: testing by laboratory

Data through Apr 2, 2021 verified as of Apr 3, 2021 at 09:25 AM

Data in this report are provisional and subject to change.

The numbers in the table below represent the number of Florida and non-Florida residents for whom test results were received by the Department of Health. A person can be tested by more than one laboratory and can have both positive and negative results. **Therefore, the sum of the numbers in each column will be larger than the total number of people tested.**

Reporting lab	Inconclusive	Negative	Positive	Percent positive	Total
QUEST INC			1	100%	1
PASCO COUNTY HEALTH DEPARTMENT			1	100%	1
SPRINGFIELD HOSPITAL			1	100%	1
CHILDREN'S MEMORIAL HOSPITAL			1	100%	1
AUSTIN URGENT CARE			1	100%	1
CVS NE5863POCT OMAHA		1			1
MEDEXPRESS URGENT CARE - CINNAMINSON		1			1
TILLAMOOK COUNTY GENERAL HOSPITAL LAB		1			1
GEORGE WASHINGTON UNIVERSITY HOSPITAL			1	100%	1
MEDEXPRESS URGENT CARE - JACKSON		1			1
SSC NASHVILLE OPERATING CO LLC D/B/A		1			1
MEDICAL SPECIALISTS OF THE PALM BEACHES INC			1	100%	1
Vibralfife of El Paso Rehabilitation Center			1	100%	1
PowerBack Piscataway Center		1			1
VISTA LAKE ASSISTED LIVING			1	100%	1
ORCHID TERRACE		1			1
Brownwood Nusing & Rehabilitation		1			1
MAINE HEALTH AND ENVIRONMENTAL TESTING LABORATORY			1	100%	1
NORTHEAST TEXAS DIALYSIS		1			1
Medilodge of Kalamazoo		1			1
CARESPOT EXPRESS HEALTHCARE BOYNTON BEACH			1	100%	1
TMH PHYSICIAN PARTNERS			1	100%	1
CARE ADVANTAGE			1	100%	1
Lutheran Community at Telford		1			1
Walgreens #5065		1			1
Kroger 390 - The Little Clinic North College Hill		1			1
MEDICAL UNIVERSITY OF SOUTH CAROLINA			1	100%	1
KID FIXERS		1			1
CAPITAL HEALTH PLAN - GOVERNORS SQUARE			1	100%	1
APPLECARE URGENT CARE			1	100%	1
Strasburg Care Center		1			1
WALGREENS # 09788		1			1
BOND COUNTY HEALTH DEPARTMENT			1	100%	1
BAPTIST HEALTH MEDICAL PLAZA			1	100%	1
ASHLEY PEDICATRICS DAY AND NIGHT CLINIC			1	100%	1
CLEVELAND CLINIC FLORIDA WAIVED			1	100%	1
NEW YORK STATE DEPTARTMENT OF HEALTH			1	100%	1
NANCY M WORTHINGTON MD PA			1	100%	1
MED TECH CLINICAL LABORATORY		1			1
WINCHESTER HOSPITAL			1	100%	1
SUNSHINE FAMILY & WELLNESS CENTER			1	100%	1
Kroger 923 - The Little Clinic Centerville		1			1
WALGREENS # 12338		1			1
BREVARD COUNTY JAIL			1	100%	1
CORONA CONCIERGE, LLC		1			1
HEARTLAND NURSING & REHABILITATION		1			1
MIAMI JEWISH DIALYSIS			1	100%	1

COVID-19: testing by laboratory

Data through Apr 2, 2021 verified as of Apr 3, 2021 at 09:25 AM

Data in this report are provisional and subject to change.

The numbers in the table below represent the number of Florida and non-Florida residents for whom test results were received by the Department of Health. A person can be tested by more than one laboratory and can have both positive and negative results. **Therefore, the sum of the numbers in each column will be larger than the total number of people tested.**

Reporting lab	Inconclusive	Negative	Positive	Percent positive	Total
DECATUR MORGAN HOSPITAL - DECATUR GENE		1			1
FAMILY AND INTERNAL MEDICINE ASSOCIATES		1			1
HEALTH ALLIANCE			1	100%	1
HEALTHFORCE PARTNERS INC			1	100%	1
Le Roy Village Green		1			1
LAKE VIEW COURT		1			1
GSM OCED Subsection			1	100%	1
Brown Nursing Home		1			1
WELLPATH			1	100%	1
TAMPA HEALTH CARE PROVIDERS PA		1			1
LEE HEALTH KIDS URGENT CARE		1			1
URGENT TEAM MANAGEMENT OF TENNESSEE, L			1	100%	1
HEALTH GUAGE			1	100%	1
PARTNERS IN PRIMARY CARE		1			1
KEY WEST BRANCH MEDICAL CLINIC			1	100%	1
THE LITTLE CLINIC LLC			1	100%	1
Hillside Rehab and Care Center			1	100%	1
Raleigh Center (WV)			1	100%	1
SILVER SPRINGS SHORES DIALYSIS			1	100%	1
US LABORATORIES			1	100%	1
BRISTOL REGINAL MEDICAL CENTER			1	100%	1
ASSURANCE HEALTHCARE AND COUNSELING CENTER		1			1
VETERANS AFFAIRS MEDICAL CENTER - EAST ORANGE			1	100%	1
FLORIDA HOSPITAL ORMOND BEACH			1	100%	1
ADVANTA LABS, LLC		1			1
OMNICARE PHARMACY OF TEXAS 1, LP		1			1
ROSE MEDICAL CENTER LAB			1	100%	1
CATHEDRAL GERONTOLOGY CENTER DBA CATHEDRAL CARES			1	100%	1
DORA HOME CARE			1	100%	1
LCMC LAB SUBSECTION		1			1
ELLIS HOSPITAL URGENT CARE CENTER LAB		1			1
SUTTER GOULD MEDICAL FOUNDATION			1	100%	1
Kroger - KRO01100688			1	100%	1
NEW ERA HEALTH CENTER INC		1			1
AMBULATORY CARE CLINIC, LLC			1	100%	1
SOPHIA MEDICAL ASSOCIATES, PC			1	100%	1
PALMA CEIA MED GROUP-SWANN		1			1
MEMPHIS URGENT CARE #2, LLC			1	100%	1
GABRIELA GOLDSTEIN MD PA			1	100%	1
PRIME CARE FAMILY MEDICINE			1	100%	1
YOUR KIDS URGENT CARE			1	100%	1
LEHIGH PULMONARY ASSOCIATES			1	100%	1
SEPULVEDA OUTPATIENT AND NURSING HOME CARE			1	100%	1
CARENOW URGENT CARE - ANTIOCH		1			1
WALGREENS_CHICAGO		1			1
TRIPLE O RESEARCH INSTITUTE PA			1	100%	1
LAKESIDE MEDICAL CENTER		1			1

COVID-19: testing by laboratory

Data through Apr 2, 2021 verified as of Apr 3, 2021 at 09:25 AM

Data in this report are provisional and subject to change.

The numbers in the table below represent the number of Florida and non-Florida residents for whom test results were received by the Department of Health. A person can be tested by more than one laboratory and can have both positive and negative results. **Therefore, the sum of the numbers in each column will be larger than the total number of people tested.**

Reporting lab	Inconclusive	Negative	Positive	Percent positive	Total
FELD ENTERTAINMENT			1	100%	1
LAKEWOOD RANCH MEDICAL GROUP LLC			1	100%	1
ORLANDO DIALYSIS		1			1
Kempsville Health and Rehab Center		1			1
Ohman Family Living at Holly Assisted Living		1			1
Kroger 410 - The Little Clinic Trinity		1			1
KELLY			1	100%	1
FAMILY MEDICAL CENTER		1			1
IRA FIALKO DO			1	100%	1
SUREPOINT URGENT CARE PADRE ISLAND			1	100%	1
Redwood Springs Healthcare			1	100%	1
THE DOCTORS OFFICE OF BRICK, LLC		1			1
Kroger 368 - The Little Clinic Frankfort West		1			1
CORE OCCUPATIONAL MEDICINE			1	100%	1
BRUNSWICK HEALTH AND REHABILITATION CE		1			1
EAST END PEDIATRICS		1			1
COLUMBIA CREST CARE & RAHAB		1			1
BEAUMONT HOSPITAL, GROSSE POINTE			1	100%	1
SPEARE MEMORIAL HOSPITAL			1	100%	1
A PATTERN MEDICAL CLINIC		1			1
Springdale Village		1			1
CLARKSVILLE MANOR INC		1			1
CARENOW URGENT CARE-HENDERSONVILLE		1			1
BEAUMONT REFERENCE LABORATORY			1	100%	1
THYROID SPECIALTY LABORATORY			1	100%	1
NEW ULM MEDICAL CENTER			1	100%	1
METHODISM MIDLOTHIAN MEDICAL CENTER			1	100%	1
Victory Health and Rehabilitation			1	100%	1
PREVENTIVE CARDIOLOGY AND INTERNAL MEDICINE ASSOCI			1	100%	1
MIAMI CHILDRENS HOSPITAL MIDTOWN OUTPATIENT CENTER			1	100%	1
POMPANO BEACH ARTIFICIAL KIDNEY CENTER			1	100%	1
PUBLIC HEALTH LABORATORIES			1	100%	1
BAYFRONT CARDIOVASCULAR ASSOCIATES			1	100%	1
PROGENESIS INC			1	100%	1
Vi at Aventura		1			1
QUALITY URGENT CARE CENTER			1	100%	1
CFHC - FROSTPROOF			1	100%	1
PRESTIGE ER			1	100%	1
Kroger 825 - The Little Clinic Dorothy Lane		1			1
BIOLOGICAL AND CHEMICAL EMERGENCIES LABORATORY			1	100%	1
			1	100%	1
Manassas Health & Rehab			1	100%	1
Kroger 57 - The Little Clinic Jay C Charlestown		1			1
KINGMAN REGIONAL MEDICAL CENTER			1	100%	1
Walgreens #9121		1			1
JOHN HOPKINS WELLNESS CENTER PEPSICO			1	100%	1
Medilodge of Midland		1			1

COVID-19: testing by laboratory

Data through Apr 2, 2021 verified as of Apr 3, 2021 at 09:25 AM

Data in this report are provisional and subject to change.

The numbers in the table below represent the number of Florida and non-Florida residents for whom test results were received by the Department of Health. A person can be tested by more than one laboratory and can have both positive and negative results. **Therefore, the sum of the numbers in each column will be larger than the total number of people tested.**

Reporting lab	Inconclusive	Negative	Positive	Percent positive	Total
HYDE PARK MEDICAL CENTER		1			1
Kroger 465 - The Little Clinic Oakley		1			1
Good Samaritan Society-Atkinson		1			1
PHYSICIANS ASSOCIATES PA			1	100%	1
MID-SOUTH URGENT CARE, PLLC			1	100%	1
EMERALD HEALTH CARE		1			1
ST. MARY MEDICAL CENTER		1			1
CVS TX7824POCT GARLAND		1			1
VIP STARNETWORK		1			1
UNITYPOINT HEALTH TRINITY			1	100%	1
Ravenwood Speciality Care		1			1
Kroger 447 - The Little Clinic Lebanon		1			1
CENTRAL ALABAMA HEALTH CARE SYSTEM			1	100%	1
NEWCARE PRIMARY MEDICINE			1	100%	1
AMERICAN MEDICAL RESPONSE - FARMER BRA		1			1
SUPREME MEDICAL GROUP PLLC			1	100%	1
SUMMERFIELD PAIN MANAGEMENT			1	100%	1
Eden Meadows		1			1
Masonic Medical Research Institute			1	100%	1
ALLIED PHYSICIANS GROUP		1			1
MISSOURI DEPARTMENT OF HEALTH AND SENIOR SERVICES - STATE PH LAB		1			1
CLINTON DRUG STORE		1			1
SHANDSCAIR FLIGHT PROGRAM			1	100%	1
MARYWOOD HEIGHTS		1			1
Central Alabama Veterans HCS - East Campus		1			1
ANDREWS			1	100%	1
XSTREMEMD			1	100%	1
CLINICAL LABORATORY DEPARTMENT			1	100%	1
Kroger 539 - The Little Clinic Memorial Blvd.		1			1
CAN COMMUNITY HEALTH NORTH MIAMI, FL		1			1
Diversicare of Eupora		1			1
FAST PACE URGENT CARE			1	100%	1
LAB. CORP. OF AMERICA			1	100%	1
White Oak Manor - Rock Hill		1			1
ST JOHN HOSPITAL & MEDICAL CENTER MICRO			1	100%	1
LEE MEMORIAL HOSPITAL OUTPATIENT SURGERY CENTER			1	100%	1
SOUTHEASTERN INTEGRATED MEDICAL PL			1	100%	1
Kroger 532 - The Little Clinic Murfreesboro		1			1
PSL JAX BEACH OPERATIONS LLC			1	100%	1
CVS AZ4795POCT MESA		1			1
CVS MA929POCT FRANKLIN		1			1
STEWARD FLORIDA ALF, INC			1	100%	1
WELLMED AT LINEBAUGH AVE			1	100%	1
ALLIANCE MD DIRECT PRIMARY CARE			1	100%	1
RESIDENCES AT MIAMI / REIGN GARDENS LLC, THE			1	100%	1
RIVERTON CBOC			1	100%	1
DOCTORS CARE - AIKEN MALL			1	100%	1

COVID-19: testing by laboratory

Data through Apr 2, 2021 verified as of Apr 3, 2021 at 09:25 AM

Data in this report are provisional and subject to change.

The numbers in the table below represent the number of Florida and non-Florida residents for whom test results were received by the Department of Health. A person can be tested by more than one laboratory and can have both positive and negative results. **Therefore, the sum of the numbers in each column will be larger than the total number of people tested.**

Reporting lab	Inconclusive	Negative	Positive	Percent positive	Total
SARASOTA MEMORIAL HOSPITAL		1			1
PEDIATRIC ASSOCIATES - JACKSONVILLE			1	100%	1
INTERNAL MEDICINE EMILIA MURRAY MD PA		1			1
HANCOCK REGIONAL HOSPITAL		1			1
IDAHO HEALTH DEPARTMENT			1	100%	1
COVENANT HOSPITAL HOBBS D/B/A COVENANT		1			1
CUSTOM SCRIPTS PHARMACY		1			1
MERITUS MEDICAL CENTER			1	100%	1
Oakview Manor Health and Rehab		1			1
TRANSCEND PERFORMANCE AND LIFESTYLE INSTITUTE			1	100%	1
PROVIDENCE HOSPITAL			1	100%	1
ISLAND NURSING HOME			1	100%	1
ADVANCE GASTROENTEROLOGY			1	100%	1
NORTH SHORE HEMATOLOGY-ONCOLOGY ASSOCIATES PC		1			1
Riverside Nursing & Rehabilitation Center		1			1
SUNY AT STONY BROOK			1	100%	1
NEMOURS CHILDRENS URGENT CARE			1	100%	1
NORTH PALM CHIDRENS PHYSICIANS			1	100%	1
Home Health Care Clinic		1			1
Princeton Place			1	100%	1
Oak Hill Health & Rehabilitation Center			1	100%	1
CLINICAL MICROBIOLOGY LAB FAIRVIEW UNIVERSITY HOSPITAL			1	100%	1
TALLAHASSEE DIALYSIS		1			1
CLEVELAND CLINIC AKRON GENERAL			1	100%	1
ADVANCED URGENT CARE PLLC		1			1
USC VERDUGO HILLS HOSPITAL			1	100%	1
J F K PEDIATRICS			1	100%	1
CHILDRENS HEALTHCARE CTE OF NORTHERN		1			1
Excel Care Center			1	100%	1
MEDEXPRESS-DOVER		1			1
CARESPOT - WELLINGTON			1	100%	1
INTERNAL MEDICINE GROUP OF WINTER HAVEN PA		1			1
Kroger 527 - The Little Clinic Hwy 70 S.		1			1
MOBILE MEDICAL CLINIC			1	100%	1
CHC SOUTHWEST FLORIDA LAB-LIVE			1	100%	1
HOLYOKE MEDICAL CENTER			1	100%	1
Accordius Health at Gastonia			1	100%	1
PENROSE HOSPITAL			1	100%	1
PARKWAY REGIONAL MEDICAL CENTER LAB			1	100%	1
METROWEST MEDICAL CENTER - FRAMINGHAM			1	100%	1
MDS PHARMA SERVICES		1			1
INNOVATIVE CARE PARTNERS PLLC			1	100%	1
JERSEY IRISH MEDICAL		1			1
LIBERTY HEALTH CENTER			1	100%	1
SANTA CLARA VALLEY MEDICAL CENTER			1	100%	1
MINUTECLINIC LLC #3351			1	100%	1
DIMMIT REGIONAL HOSPITAL			1	100%	1

COVID-19: testing by laboratory

Data through Apr 2, 2021 verified as of Apr 3, 2021 at 09:25 AM

Data in this report are provisional and subject to change.

The numbers in the table below represent the number of Florida and non-Florida residents for whom test results were received by the Department of Health. A person can be tested by more than one laboratory and can have both positive and negative results. **Therefore, the sum of the numbers in each column will be larger than the total number of people tested.**

Reporting lab	Inconclusive	Negative	Positive	Percent positive	Total
VIVIAN SIMMONS FAMILY PRACTICE			1	100%	1
QC LABORATORY			1	100%	1
MEDEXPRESS URGENT CARE - PATRICK STREE			1	100%	1
WELLINGTON WEST 100176			1	100%	1
ELLICOTT CENTER FOR REHABILITATION AND		1			1
Kroger - KR003400316			1	100%	1
MEDONE URGENT CARE			1	100%	1
Encompass Health Rehab Hosp Tinton Falls		1			1
Manorcare Health Services - Williamsport South		1			1
NIHCC			1	100%	1
DEVITA		1			1
ATHENS MEDICAL CENTER			1	100%	1
AFFILIATED LABORATORIES INC			1	100%	1
EDWARD HOSPITAL			1	100%	1
CARESPOT - MIAMI GARDENS			1	100%	1
Waycross VA CBOC		1			1
MED-LAKE LABORATORY			1	100%	1
SUN CITY DIAGNOSTIC CENTER			1	100%	1
HEALTH PARTNERS LLC		1			1
Kroger 629 - The Little Clinic Cartersville, GA Hwy 41		1			1
Ashland Place Health and Rehabilitation, LLC		1			1
BRUSHY CREEK FAMILY HOSPITAL			1	100%	1
WILMINGTON NURSING AND REHAB			1	100%	1
UNITED HEALTHCARE			1	100%	1
Indianspring of Oakley		1			1
CHATSWORTH ASSISTED LIVING COMMUNITY AT PGA NATIONAL			1	100%	1
Mercy Manor Transition Center			1	100%	1
HAVASU REGIONAL MEDICAL CENTER			1	100%	1
CHI ST VINCENT LITTLE ROCK DIAGNOSTIC CLINIC			1	100%	1
VA Tennessee Valley HCS-Nashville Campus			1	100%	1
Court House Center		1			1
RESTORE MEDICAL PARTNERS PLLC			1	100%	1
HSRE-ASL CASSELBERRY TRS, LLC			1	100%	1
PASTEUR MEDICAL CENTER LLC		1			1
NORTH WEST FLORIDA DIAGNOSTIC ENOCRINOLOGY CLINIC			1	100%	1
WINNIFRED ASSISTED LIVING FACILITY INC		1			1
Kroger 907 - The Little Clinic Holland		1			1
ABSOLUTE CAREGIVERS HOME HEALTH AGENCY INC			1	100%	1
LEGACY SPECIALTY PHARMACY CORP			1	100%	1
MEDEXPRESS URGENT CARE - WAYNESBURG		1			1
KIOSK MEDICINE KENTUCKY LLC		1			1
MEDICAL EXAMINERS OFFICE, LEESBURG			1	100%	1
St. Catherine's manor of Findlay		1			1
INTEGRATED GENETICS SEQUENOM		1			1
HOUSTON MEDICAL CENTER			1	100%	1
MOBILE INFIRMARY MEDICAL CENTER			1	100%	1
JET MEDICAL CENTER			1	100%	1

COVID-19: testing by laboratory

Data through Apr 2, 2021 verified as of Apr 3, 2021 at 09:25 AM

Data in this report are provisional and subject to change.

The numbers in the table below represent the number of Florida and non-Florida residents for whom test results were received by the Department of Health. A person can be tested by more than one laboratory and can have both positive and negative results. **Therefore, the sum of the numbers in each column will be larger than the total number of people tested.**

Reporting lab	Inconclusive	Negative	Positive	Percent positive	Total
WINDMOOR HEALTHCARE			1	100%	1
MARINA DEL REY HOSPITAL LAB			1	100%	1
MEDEXPRESS URGENT CARE - MT EPHRAIM		1			1
American Fork Care Center dba Heritage Care Center		1			1
MIRAMAR KIDNEY CENTER		1			1
CORNERSTONE OF RECOVERY INC		1			1
CATERPILLAR INC - MIAMI DISTRIBUTION CENTER			1	100%	1
NEXTCARE NIFONG			1	100%	1
EXACCARE KINGSTON, LLC			1	100%	1
ASUNCION HOME HEALTH CARE CORP			1	100%	1
PEDIATRIC ASSOCIATES OF ORLANDO			1	100%	1
Kroger 588 - The Little Clinic Thompsons Station		1			1
ALL PRO ORTHOPEDICS & SPORTS MEDICINE, PA			1	100%	1
FRANKLIN CBOC			1	100%	1
LIFESTREAM BEHAVIORAL CENTER INC			1	100%	1
SYNAPSE ANALYTICAL LABS		1			1
NORWALK HOSPITAL			1	100%	1
THE READING HOSPITAL AND MEDICAL CENTER			1	100%	1
Kroger 698 - The Little Clinic 14th Street/Bell		1			1
Florence Home		1			1
SKY LAKES MEDICAL CENTER		1			1
Piedmont Crossing		1			1
Crowne Health Care of Thomasville		1			1
FRESENIUS KIDNEY CARE OCALA			1	100%	1
SHAW MEDICAL GROUP LLC			1	100%	1
CELEBRATION FAMILY PHYSICIANS LLC			1	100%	1
ACCESS TOTAL CARE - PORTLAND			1	100%	1
Maplewood of Cheshire County		1			1
Kroger 541 - The Little Clinic Long Hollow Pike		1			1
PANCARE HEALTH - BRUCE			1	100%	1
CVS MA299POCT WORCESTER		1			1
Brattleboro Crossings LLC dba Pine Heights at Brattleboro		1			1
ADVANCED RESEARCH AND DIAGNOSTIC LABORATORY UNIVERSITY OF MINNESOTA			1	100%	1
ONPOINT URGENT CARE			1	100%	1
CVS MI8287POCT MACOMB		1			1
Garden Villa Bedford		1			1
Walgreens #9620		1			1
MED FIRST IMMEDIATE CARE AND FAMILY PRACTICE			1	100%	1
SUMMIT DETOX INC			1	100%	1
DOCTORS HOSPITAL OF LAREDO			1	100%	1
CERMAK HEALTH SERVICES			1	100%	1
SAINT FRANCIS HOSPITAL			1	100%	1
ADDINGTON PLACE EAST LAKE		1			1
Grays Harbor Health and Rehabilitation		1			1
ADVANCED LABORATORY SERVICES			1	100%	1
SUN LABORATORY SERVICES,INC			1	100%	1
GWINNETT MEDICAL CENTER			1	100%	1

COVID-19: testing by laboratory

Data through Apr 2, 2021 verified as of Apr 3, 2021 at 09:25 AM

Data in this report are provisional and subject to change.

The numbers in the table below represent the number of Florida and non-Florida residents for whom test results were received by the Department of Health. A person can be tested by more than one laboratory and can have both positive and negative results. **Therefore, the sum of the numbers in each column will be larger than the total number of people tested.**

Reporting lab	Inconclusive	Negative	Positive	Percent positive	Total
UNIVERSITY OF NORTH CAROLINA HOSPITALS			1	100%	1
LAMARQUE DIALYSIS			1	100%	1
Chateau Dville Rehab & Retirement		1			1
Lakeland Nursing and Rehabilitation Center LLC		1			1
NHLS			1	100%	1
FAMILY MEDICINE AT KISSIMMEE		1			1
Country View of Sunbury			1	100%	1
YOUR HEALTH PEDIATRICS INC			1	100%	1
ROYAL PALM PEDIATRICS			1	100%	1
NSPIRE HEALTHCARE PLANTATION			1	100%	1
LP Marietta II, LLC		1			1
ASHLEY CLINICAL DIAGNOSTIC LABORATORY			1	100%	1
ERIE COUNTY EMERGENCY SERVICES DIV OF		1			1
15 TO KNOW			1	100%	1
BOND & STEELE CLINIC, PA			1	100%	1
CITRONELLE HEALTH AND REHABILITATION CENTER		1			1
Baypoint Healthcare Center			1	100%	1
MORGAN MEDICAL CENTER		1			1
FIRST CARE WALK IN CLINIC LLC			1	100%	1
Summit Medical Group Morristown Oncology		1			1
KATHY L ANDERSON DO PA			1	100%	1
POUDRE VALLEY HOSPITAL			1	100%	1
Hearthstone Nursing and Rehabilitation Center		1			1
HIGHLAND LABORATORY			1	100%	1
PALMS WEST SURGICENTER		1			1
Good Samaritan Society - Albion		1			1
HAMPTON VAMC		1			1
ORMC-ARDEN/EOI			1	100%	1
ST MICHAEL'S ELITE MEDICAL HOSPITAL			1	100%	1
BRADENTON DIALYSIS			1	100%	1
FALKVILLE HEALTHCARE		1			1
YOUTH HEALTH CENTER OF HUNTINGTON		1			1
WESTOX LABS		1			1
LABWORKS LLC			1	100%	1
CONCENTRA - LEESBURG		1			1
MARTIN MEM FAMILY CARE AT ST LUCIE W			1	100%	1
SHEPHERD CENTER CLINICAL LABORATORY		1			1
METHODIST HEALTHCARE - MEMPHIS HOSP		1			1
COMMUNITY HOSPITALS INDIANAPOLIS			1	100%	1
RINGLING HEALTH CENTER			1	100%	1
THOMAS HOSPITAL			1	100%	1
BRANKO D PEJIC MD FAMILY PRACTICE			1	100%	1
MORGAN STANELY HEALTH CENTER		1			1
TREASURE COAST PRIMARY CARE		1			1
CARDIOLOGY AND FITNESS MEDICINE		1			1
QUALITY LAB			1	100%	1
CVS CA9145POCT SANTEE			1	100%	1

COVID-19: testing by laboratory

Data through Apr 2, 2021 verified as of Apr 3, 2021 at 09:25 AM

Data in this report are provisional and subject to change.

The numbers in the table below represent the number of Florida and non-Florida residents for whom test results were received by the Department of Health. A person can be tested by more than one laboratory and can have both positive and negative results. **Therefore, the sum of the numbers in each column will be larger than the total number of people tested.**

Reporting lab	Inconclusive	Negative	Positive	Percent positive	Total
HCL LABORATORIES			1	100%	1
FOUNDATION LABORATORY			1	100%	1
EMERY MEDICAL CENTER			1	100%	1
WALGREEN#12147		1			1
PROVIDENCE ST PETER HOSPITAL		1			1
ADVANCED MEDICAL LABORATORIES (AML)			1	100%	1
Parkside Manor		1			1
USF PHYSICIANS GROUP			1	100%	1
ROSLYN INTERNAL MEDICINE		1			1
LAB TEST KENDALL LLC		1			1
CRESTHAVEN			1	100%	1
SPORTS MEDICINE CLINIC - U OF WYOMING			1	100%	1
ALL CARE URGENT CARE			1	100%	1
Shoreline Care Center			1	100%	1
STEPHEN G NELSON MD PA			1	100%	1
Life Care Center of Paradise Valley		1			1
LANGLADE			1	100%	1
EASTGENE LABORATORIES		1			1
HUGH CHATHAM FAMILY MEDICINE INDEPENDENCE		1			1
MEA PRIMARY CARE PLUS BYRAM			1	100%	1
Smg At Bridgewater Family Medicine		1			1
HALEYVILLE HEALTH CARE CENTER		1			1
ADVANCE MD CARE			1	100%	1
Signature HealthCare of Bowling Green		1			1
COMMUNITY MEDICAL CENTER-ORANGE CITY		1			1
GILBERT MEDICAL GROUP			1	100%	1
LEE MEMORIAL HEALTH SYSTEMS HOME HEALTH		1			1
ACCESS FAMILY CARE LLC			1	100%	1
MEDOR/ACC SYNCHRONY			1	100%	1
WEST PALM BEACH PHARMACEUTICALS LLC			1	100%	1
MEDICAL CITY NORTH HILLS			1	100%	1
PRISMA HEALTH TUOMEY LABORATORY			1	100%	1
THEDACARE FAMILY MEDICINE GATEWAY			1	100%	1
ATHENS LIMESTONE HOSPITAL		1			1
Heritage of Red Cloud		1			1
Walgreens #10988		1			1
ELATION HEALTH		1			1
TEVAPHARM			1	100%	1
WARREN GENERAL HOSPITAL			1	100%	1
SUNCOAST PRIMARY CARE LLC			1	100%	1
MEDEXPRESS URGENT CARE-BRENTWOOD		1			1
MEDICAL ASSOCIATES OF CARTER		1			1
JUP Serology SubSection			1	100%	1
PEDIATRIC PARTNERS ZEPHYRHILLS			1	100%	1
APPLECARE URGENT CARE KINGSLAND			1	100%	1
SELECT SPECIALTY HOSPITAL - ORLANDO SOUTH			1	100%	1
REHABILITATION CENTER OF SOUTH GEORGIA		1			1

COVID-19: testing by laboratory

Data through Apr 2, 2021 verified as of Apr 3, 2021 at 09:25 AM

Data in this report are provisional and subject to change.

The numbers in the table below represent the number of Florida and non-Florida residents for whom test results were received by the Department of Health. A person can be tested by more than one laboratory and can have both positive and negative results. **Therefore, the sum of the numbers in each column will be larger than the total number of people tested.**

Reporting lab	Inconclusive	Negative	Positive	Percent positive	Total
KEY BISCAYNE PEDIATRIC ASSOCIATES INC			1	100%	1
NORTH BREVARD CHILDRENS MEDICAL CENTER			1	100%	1
JOHNSON MEDICAL SERVICES			1	100%	1
FOCUSED CARE AT ALLENBROOK		1			1
Southern Pines Healthcare Center		1			1
NATIONAL INSTITUTES OF HEALTH CLINICAL CENTER			1	100%	1
Wedgewood Manor		1			1
Freedom Pointe at The Villages			1	100%	1
CVS CA9751POCT AGOURA		1			1
ONSLOW COUNTY HEALTH DEPARTMENT			1	100%	1
CYPRESS CREEK DIALYSIS CTR			1	100%	1
JERSEY IRISH MEDICAL (DBA AFC URGENT C			1	100%	1
GENESIS CARE USA OF FLORIDA, LLC			1	100%	1
BOCA RATON PHYSICIANS PA			1	100%	1
PROGRESSIVE MEDICAL LAB LLC			1	100%	1
GALVESTON COUNTY HEALTH DISTRICT			1	100%	1
ARCADIA DIALYSIS CENTER			1	100%	1
LSU MEDICAL CENTER			1	100%	1
TEXAS HEALTH HARRIS METHODIST HOSPITAL			1	100%	1
NCH HEALTHCARE CREEKSIDE ENDOSCOPY			1	100%	1
COSTCO PHARMACY #1023			1	100%	1
CMC MERCY LABORATORY			1	100%	1
MID FLORIDA DERMATOLOGY ASSOCIATES PA			1	100%	1
PROGRESSIVE URGENT CARE, PC			1	100%	1
NORTH SHORE HEMATOLOGY-ONCOLOGY ASSOCIATES		1			1
NEMOURS CHILDREN'S			1	100%	1
VITAL CARE			1	100%	1
Orchid Cove at Naples			1	100%	1
Glenburn Home		1			1
FLORIDA STATE UNIVERSITY HEALTH SERVICES			1	100%	1
STANLY REGIONAL MEDICAL CENTER			1	100%	1
CENTRAL TX URGENT CARE			1	100%	1
WALGREENS # 11165		1			1
CARROLL UNIVERSITY STUDENT HEALTH CENTER		1			1
STERLING HOUSE OF PORT ORANGE		1			1
Walgreens #3661		1			1
ADVENT HEALTH MEDICAL GROUP MULTISPECIALTY			1	100%	1
ALABAMA REFERENCE LAB			1	100%	1
SOUTHWEST FLORIDA DIVISION LAB			1	100%	1
Good Shepherd Fairview Home, Inc.		1			1
TMH PHYSICIAN PARTNERS WAKULLA			1	100%	1
PENNY PEDIATRICS		1			1
YUMA REGIONAL MEDICAL CENTER			1	100%	1
MEMORIAL HOSPITAL AT GULFPORT			1	100%	1
HALIFAX HEALTH PRIMARY CARE			1	100%	1
EAST COAST INSTITUTE FOR RESEARCH LLC			1	100%	1
CARENOW MIDTOWN			1	100%	1

COVID-19: testing by laboratory

Data through Apr 2, 2021 verified as of Apr 3, 2021 at 09:25 AM

Data in this report are provisional and subject to change.

The numbers in the table below represent the number of Florida and non-Florida residents for whom test results were received by the Department of Health. A person can be tested by more than one laboratory and can have both positive and negative results. **Therefore, the sum of the numbers in each column will be larger than the total number of people tested.**

Reporting lab	Inconclusive	Negative	Positive	Percent positive	Total
CVS TX3702POCT KATY		1			1
Consulate Health Care of Tallahassee			1	100%	1
NICKLAUS CHILDREN'S DORAL OUTPATIENT CENTER			1	100%	1
LAKE LURE HEALTH CENTER			1	100%	1
NORTH CAROLINA STATE LABORATORY OF PUBLIC HEALTH, SPECTRUM LAB NETWORK			1	100%	1
GARDENS PEDIATRICS LAB			1	100%	1
ADVENTHEALTH HOME CARE WATERMAN			1	100%	1
SOUTHWEST REGIONAL PCR LABORATORY			1	100%	1
Highland Ave. Eye Clinic		1			1
Mountain City Care and Rehabilitation Center		1			1
KNOX COMMUNITY HOSPITAL			1	100%	1
Heritage Inn Health and Rehabilitation		1			1
ALCALA PHARMACEUTICALS			1	100%	1
INDIGO PALMS			1	100%	1
PHYSICIANS OF CENTRAL FLORIDA			1	100%	1
LONESTAR 24HRER MANAGEMENT LLC DBA LONESTAR 24HRER			1	100%	1
ENZO LABS INC			1	100%	1
FAMILY MEDICAL CENTERS			1	100%	1
GULF BREEZE TREATMENT CENTER, LLC			1	100%	1
COMMUNITY			1	100%	1
Smg/North Jersey Hematology & Oncology		1			1
JEFFREY A HIRSCHFIELD, MD PA			1	100%	1
WALGREENS #15369		1			1
Wildwood Healthcare		1			1
Arlington Care Center			1	100%	1
ST FRANCIS MEDICAL CENTER			1	100%	1
AVERA SACRED HEART HOSPITAL			1	100%	1
HEALTH AND HOPE CLINIC INC			1	100%	1
TITUSVILLE REHABILITATION AND NURSING CENTER		1			1
EVERGREEN NURSING HOME		1			1
VIRTUA HEALTH AND REHABILITATION		1			1
VA Texas Valley Coastal Bend Harlingen HCC		1			1
Kroger 767 - The Little Clinic Beaumont		1			1
CARESTAT HOSPICE SERVICES			1	100%	1
MEDEXPRESS URGENT CARE - BENTONVILLE		1			1
MULTICARE PHYSICIANS			1	100%	1
SOLARIS HEALTHCARE PLANT CITY		1			1
ADVENTHEALTH SENIOR CARE AT ORMOND			1	100%	1
Brio of Johnston		1			1
KETTERING MEDICAL CENTER			1	100%	1
ASSOCIATES IN INTERNAL MEDICINE PA			1	100%	1
DIXIE COUNTY JAIL			1	100%	1
CVS CA8882POCT SAN CLEMENTE		1			1
SOUTH DADE NURSING & REHABILITATION CENTER			1	100%	1
MINUTE CLINIC DIAGNOSTIC PA			1	100%	1
SACRED HEART HEALTH SYSTEM- MIDWIFE PROGRAM			1	100%	1
FLORIDA HOSPITAL TRANSPLANT CENTER		1			1

COVID-19: testing by laboratory

Data through Apr 2, 2021 verified as of Apr 3, 2021 at 09:25 AM

Data in this report are provisional and subject to change.

The numbers in the table below represent the number of Florida and non-Florida residents for whom test results were received by the Department of Health. A person can be tested by more than one laboratory and can have both positive and negative results. **Therefore, the sum of the numbers in each column will be larger than the total number of people tested.**

Reporting lab	Inconclusive	Negative	Positive	Percent positive	Total
AVON PARK CLUSTER		1			1
LIBERTY COMMONS NURSING AND REHABILITA		1			1
SALUDA NURSING CENTER		1			1
PROVIDENCE PORTLAND MEDICAL CENTER		1			1
BRIDGEWAY CENTER INC			1	100%	1
ORLANDO HEALTH MEDICAL GROUP			1	100%	1
NEVADA DEPARTMENT OF HEALTH AND HUMAN SERVICES			1	100%	1
CVS OH6164POCT DELAWARE		1			1
NATICK URGENT CARE			1	100%	1
Kroger 779 - The Little Clinic Georgetown		1			1
Pinnacle Assisted Living			1	100%	1
Carrollton Manor Inc		1			1
BROOKDALE WEST PALM BEACH			1	100%	1
SAINT PETE MRI			1	100%	1
HEBER VALLEY HOSPITAL			1	100%	1
SIERRA HEALTH CARE CENTER		1			1
MAIN STREET PHARMACY OF MARCELLUS, INC		1			1
NEW MILFORD HOSPITAL			1	100%	1
FAMILY MEDICAL CLINIC KENDALL LLC			1	100%	1
BRANDON OUTREACH CLINIC			1	100%	1
DEPT OF VA MEDICAL CENTER - MIAMI			1	100%	1
CROWNPOINT HEALTHCARE FACILITY		1			1
LAS PALOMAS SENIOR LIVING		1			1
ELKHART GENERAL HOSPITAL			1	100%	1
Fairview			1	100%	1
LIFEGUARD AMBULANCE SERVICE LLC - BAY COUNTY			1	100%	1
MEMORIALCARE LONG BEACH MEDICAL CENTER			1	100%	1
BISHOP KEARNEY		1			1
Kroger 006 - The Little Clinic Uintah Gardens		1			1
SALEM HOSPITAL REGIONAL LABORATORY		1			1
FRESENIUS SOUTH FORT MYERS		1			1
LEXINGTON HOSPITAL CORPORATION			1	100%	1
HERNANDO COUNTY HEALTH DEPT			1	100%	1
ELAN MANATEE			1	100%	1
CVS KS8573POCT OVERLAND PARK		1			1
CONWAY - SHERWOOD URGENT CARE			1	100%	1
Good Samaritan Society		1			1
EXCEL URGENT CARE OF NJ			1	100%	1
GARNET HEALTH DOCTORS		1			1
RIVERVIEW HOSPITAL	1				1
URGENT CARE OF FORT LAUDERDALE INC			1	100%	1
MONROE COUNTY PUBLIC HEALTH DEPARTMENT			1	100%	1
LAREDO EMERGENCY ROOM			1	100%	1
WILSON FAMILY MEDICINE LLC		1			1
PALMETTO BAY MEDICAL CENTER			1	100%	1
Kroger - KR062000426			1	100%	1
Village Crest Center for Health & Rehabilitation		1			1

COVID-19: testing by laboratory

Data through Apr 2, 2021 verified as of Apr 3, 2021 at 09:25 AM

Data in this report are provisional and subject to change.

The numbers in the table below represent the number of Florida and non-Florida residents for whom test results were received by the Department of Health. A person can be tested by more than one laboratory and can have both positive and negative results. **Therefore, the sum of the numbers in each column will be larger than the total number of people tested.**

Reporting lab	Inconclusive	Negative	Positive	Percent positive	Total
SOMA MEDICAL CENTER PA #2 OAKLAND			1	100%	1
BRADENTON CONVENTION CENTER□			1	100%	1
SOUTH TEXAS HEALTH SYSTEM ER - WARE ROAD			1	100%	1
Robinson Terrace Rehabilitation and Nursing Center		1			1
MEDEXPRESS URGENT CARE - ST CLAIR, CLOVER DR.		1			1
Crowne Place Assisted Living		1			1
NEW SMYRNA BEACH AMBULATORY CARE CTR			1	100%	1
TOMAH VAMC			1	100%	1
TRIDENT ANTI AGING LLC			1	100%	1
FALMOUTH HOSPITAL			1	100%	1
RAPID CITY REGIONAL HOSPITAL -579 ATTN. LABORATORY		1			1
IVY CREEK HEALTHCARE & WELLNESS CENTRE			1	100%	1
CVS MA2600POCT WEYMOUTH			1	100%	1
TRAFALGAR DIALYSIS			1	100%	1
NORTH FLORIDA FAMILY MEDICINE			1	100%	1
SUNSHINE PEDIATRICS OF LUTz			1	100%	1
DOCTORS HEARING			1	100%	1
CAH ACQUISITION COMPANY 11 LLC			1	100%	1
FLORIDA ADVANCED MEDICAL AND DERM AESTHETICS LLC			1	100%	1
RIVIERA BEACH HEALTH CENTER LAB			1	100%	1
San Antonio Residence and Rehabilitation Center		1			1
Valley View Health and Rehabilitation, LLC		1			1
DAYTONA BEACH DIALYSIS			1	100%	1
BORINQUEN HEALTH CENTER			1	100%	1
NATION'S BEST CARE HOME HEALTH			1	100%	1
BMC/NASSAU			1	100%	1
SPRINGBROOK HOSPITAL			1	100%	1
FAMILY MEDICAL CENTRE			1	100%	1
MISSOURI DEPT. OF HEALTH			1	100%	1
AURORA HEALTH CARE METRO INC			1	100%	1
OAKWOOD HOSPITAL - SOUTHSORE			1	100%	1
PHYSICIANS ASSOCIATES			1	100%	1
BRIDGES AT LIFE CARE CENTER OF OCALA, THE			1	100%	1
DOCTORS CARE – GREER		1			1
FORT LOUDOUN PRIMARY CARE		1			1
WELLMED AT LONGWOOD			1	100%	1
UT HEALTH RIO GRANDE VALLEY PRIMARY CARE AT			1	100%	1
ST JOHNS PEDIATRICS PA		1			1
ABINGTON MEMORIAL HOSPITAL			1	100%	1
TRIHEALTH			1	100%	1
VA Ann Arbor HCS		1			1
CVS AZ10529POCT SCOTTSDALE		1			1
SIGNATURE CARE MEMORIAL CITY			1	100%	1
Belvoir Woods Health Care Center at The Fairfax		1			1
DR PHILLIPS CENTER FOR WELLNESS		1			1
ADAPTIVE BIOTECHNOLOGIES			1	100%	1
CVS NC6633POCT FAYETTEVILLE		1			1

COVID-19: testing by laboratory

Data through Apr 2, 2021 verified as of Apr 3, 2021 at 09:25 AM

Data in this report are provisional and subject to change.

The numbers in the table below represent the number of Florida and non-Florida residents for whom test results were received by the Department of Health. A person can be tested by more than one laboratory and can have both positive and negative results. **Therefore, the sum of the numbers in each column will be larger than the total number of people tested.**

Reporting lab	Inconclusive	Negative	Positive	Percent positive	Total
Schoenbrunn Healthcare		1			1
HEALTHCARE FOR THE HOMELESS			1	100%	1
DAVENPORT DIALYSIS CENTER		1			1
ENCOMPASS HEALTH HOME HEALTH		1			1
HILTON HEAD HOSPITAL/INPATIENT			1	100%	1
BLOOD SYSTEMS LABORATORIES			1	100%	1
MISSION HOSPITAL - MEMORIAL CAMPUS			1	100%	1
BOTTINEAU GOOD SAMARITAN CENTER		1			1
Douglas County Health Center		1			1
CONCORDIA MANOR			1	100%	1
KNAPP MEDICAL GROUP			1	100%	1
KINGWOOD EMERGENCY CENTER			1	100%	1
GOOD SAMARITAN SOCIETY-FOREST CITY		1			1
CVS CT692POCT NORTH HAVEN		1			1
MEDCOR CORPORATE CLINIC			1	100%	1
BLANCHARD VALLEY HOSPITAL LABORATORY			1	100%	1
BOCA CIEGA CENTER			1	100%	1
Coos County Nursing Home		1			1
KIDSVILLE PEDIATRICS III PA			1	100%	1
ELMCROFT OF TIMBERLIN PARC			1	100%	1
SOUTHEAST MISSOURI HOSPITAL		1			1
SYCAMORE MEDICAL CENTER-KETTERING HEALTH NETWORK			1	100%	1
TRUMAN MEDICAL CENTER - HOSPITAL HILL			1	100%	1
ALPHA CLINICAL LABORATORY CORP.			1	100%	1
ORANGE PEDIATRICS PA			1	100%	1
SOUTHERN SPRINGS HEALTH CARE		1			1
EXPRESS WALK IN MEDICAL CENTER			1	100%	1
ALDEN PHARMACY		1			1
CENTRAL JERSEY URGENT CARE OF GREEN BR		1			1
GARDEN VIEW CARE CENTER		1			1
SMITH KLINE			1	100%	1
NHC Chattanooga			1	100%	1
POINTE MEDICAL SERVICES INC			1	100%	1
AMERICAN FAMILY CARE - SMYRNA			1	100%	1
PALOMAR MEDICAL CENTER			1	100%	1
Advanced Rehabilitation of Vernon		1			1
ANY LAB TEST NOW JACKSONVILLE		1			1
Isle Health and Rehabilitation Center			1	100%	1
CHRISTIANA HOSPITAL		1			1
SEABROOK EMS			1	100%	1
KIDS CARE PEDIATRICS			1	100%	1
HARMONY HEALTHCARE ORLANDO INC		1			1
EXAC CARE CROSSVILLE		1			1
CHAMBREL AT PINECASTLE			1	100%	1
HALIFAX HEALTH PRIMARY CARE ORMOND			1	100%	1
IMMEDIATE CARE MEDICAL CENTER			1	100%	1
CARESOUTH HHA HOLDINGS OF VIRGINIA, LLC			1	100%	1

COVID-19: testing by laboratory

Data through Apr 2, 2021 verified as of Apr 3, 2021 at 09:25 AM

Data in this report are provisional and subject to change.

The numbers in the table below represent the number of Florida and non-Florida residents for whom test results were received by the Department of Health. A person can be tested by more than one laboratory and can have both positive and negative results. **Therefore, the sum of the numbers in each column will be larger than the total number of people tested.**

Reporting lab	Inconclusive	Negative	Positive	Percent positive	Total
ABE'S GARDEN/PARK MANOR APARTMENTS		1			1
DR DAN C TRIGG MEMORIAL HOSPITAL		1			1
Dexter Health Care		1			1
URGENT CARE CENTER OF PORT ORANGE LLC			1	100%	1
HARBOR OAKS GOLDEN YEARS			1	100%	1
WMC HEALTH GROUP INC			1	100%	1
THE CHRIST HOSPITAL			1	100%	1
MANOR CARE OF DELRAY BEACH FL LLC		1			1
KIOSK MEDICINE OF KENTUCKY LLC		1			1
ST. JOHN HOSPITAL & MEDICAL CENTER			1	100%	1
DAVITA DIALYSIS-NORTH			1	100%	1
FAMILY MEDICINE AT CELEBRATION		1			1
SACRED HEART HOSPITAL NURSING			1	100%	1
LEELANAU OPCO, LLC		1			1
DIXIE REGIONAL MEDICAL CENTER			1	100%	1
QLABS			1	100%	1
AHMG LAKE NONA PRIMARY CARE		1			1
SPHERE DX			1	100%	1
UNIVERSITY OF TOLEDO MEDICAL CENTER			1	100%	1
Kroger 500 - The Little Clinic Speedway		1			1
FLORIDA DEPARTMENT OF HEALTH PALM BEACH COUNTY			1	100%	1
MEDEXPRESS URGENT CARE - LODI		1			1
CHATEAU MADELEINE - SENIOR LIVING & MEMORY CARE			1	100%	1
Accordius Health at Harrisonburg		1			1
OCALA RKC EAST HEMO #1			1	100%	1
PINELLAS POINT NURSING AND REHAB CENTER			1	100%	1
CAREATC - PALM HARBOR			1	100%	1
CRYSTAL RIVER FIRE DEPARTMENT			1	100%	1
SOUTHWESTERN STATE HOSPITAL LABORATORY			1	100%	1
CTMD MEDICAL CENTER, PA			1	100%	1
STATE OF CALIFORNIA DOH SERVICES			1	100%	1
MERCY GENERAL HOSPITAL			1	100%	1
MANHATTAN COLLEGE HEALTH SERVICES		1			1
ORMOND BEACH DIALYSIS			1	100%	1
SOUTHERN HILLS MEDICAL CENTER			1	100%	1
UNIVERSITY OF MIAMI PRIMARY CARE SITE UMHC 3039			1	100%	1
FLORIDA KEYS PED AND ADOLES CTR			1	100%	1
WASHINGTON SOLDIERS HOME AND COLONY		1			1
CVS MI22230CV WAYNE COUNTY COMMUNITY COLLEGE			1	100%	1
EXPRESS LAB LIVINGSTON			1	100%	1
SENCARE MANAGEMENT		1			1
CONTINENTAL HOME HEALTH CARE INC			1	100%	1
Brown Memorial Home		1			1
Imperial Healthcare Centre			1	100%	1
SUNRISE/QUAY COUNTY HEALTH CLINIC		1			1
AURORA MEDICAL CENTER-KENOSHA			1	100%	1
LACKAWANNA HEALTH AND REHAB CENTER		1			1

COVID-19: testing by laboratory

Data through Apr 2, 2021 verified as of Apr 3, 2021 at 09:25 AM

Data in this report are provisional and subject to change.

The numbers in the table below represent the number of Florida and non-Florida residents for whom test results were received by the Department of Health. A person can be tested by more than one laboratory and can have both positive and negative results. **Therefore, the sum of the numbers in each column will be larger than the total number of people tested.**

Reporting lab	Inconclusive	Negative	Positive	Percent positive	Total
AVERA ST. MARY'S HOSPITAL			1	100%	1
MED BAR LLC		1			1
Life Care Center of Auburn		1			1
WEST FLORIDA MEDICAL ASSOCIATES PA			1	100%	1
YOUR GOOD HEALTH MEDICAL GROUP PA			1	100%	1
GENESIS HOME HEALTH CARE SERVICES OF			1	100%	1
STANDIFER PLACE		1			1
Kroger 63 - The Little Clinic Glassford Hill Rd		1			1
MEDEXPRESS URGENT CARE - HACKETTSTOWN		1			1
PINEBROOK CARE AND REHABILITATION CENTER□			1	100%	1
TITUSVILLE CENTER FOR SURGICAL EXCELLENCE LLC		1			1
SALTZER URGENT CARE			1	100%	1
RED BUG LAKE ROAD OVIEDO COVID			1	100%	1
ASCARATE DIALYSIS			1	100%	1
C V S / PHARMACY #4396		1			1
LANTANA HC LAB			1	100%	1
LYSTER MAIN LAB, FT RUCKER		1			1
LAS PALMAS MEDICAL CENTER			1	100%	1
BLESSINGS MEDICAL CLINIC, THE			1	100%	1
Waters of Covington		1			1
CROSS CREEK HEALTH CARE		1			1
LAKE COMMUNITY ACTION AGENCY		1			1
FLAGLER HOME CARE			1	100%	1
Kroger 97 - The Little Clinic Hutchinson		1			1
PIONEER CLINICAL RESEARCH LLC			1	100%	1
URGENTMED PLANTATION			1	100%	1
MOUNTAINVIEW URGENT CARE VALLEY		1			1
CVS TX1057POCT SAN ANTONIO		1			1
CAROLINAS HEALTHCARE SYSTEM LAB			1	100%	1
SHRIVERS PHARMACY AND WELLNESS CENTER			1	100%	1
HAMILTON CI MAIN UNIT ANNEX/ WORK CAMP			1	100%	1
UUHC - REDSTONE HEALTH CENTER LABORATORY			1	100%	1
LIFESPAN HEALTH - SELMER		1			1
MEDEXPRESS NORTHSIDE			1	100%	1
CARENOW LAKE WORTH			1	100%	1
Bethany Manor		1			1
Mayfair Village Nursing Care Center		1			1
WESTON COUNTY HEALTH SERVICES			1	100%	1
PEDIATRIC ASSOCIATES OF JULINGTON CREEK			1	100%	1
BELLMORE PEDIATRICS		1			1
MARTIN MEMORIAL MEDICENTER			1	100%	1
St. Mary's Care Center		1			1
Greencroft Goshen		1			1
NONA MEDICAL ARTS		1			1
BETHESDA DIALYSIS			1	100%	1
DUKE UNIVERSITY POINT OF CARE TESTING PROGRAM			1	100%	1
REHABILITATION CENTER OF ALBUQUERQUE		1			1

COVID-19: testing by laboratory

Data through Apr 2, 2021 verified as of Apr 3, 2021 at 09:25 AM

Data in this report are provisional and subject to change.

The numbers in the table below represent the number of Florida and non-Florida residents for whom test results were received by the Department of Health. A person can be tested by more than one laboratory and can have both positive and negative results. **Therefore, the sum of the numbers in each column will be larger than the total number of people tested.**

Reporting lab	Inconclusive	Negative	Positive	Percent positive	Total
CVS MA38POCT CHARLTON		1			1
JMJ FAMILY PRACTICE			1	100%	1
Alexandria Place		1			1
SOUTHWEST ORLANDO FAMILY MEDICINE, PL			1	100%	1
SOUTHEASTERN HEALTH FACILITES, INC		1			1
TCPA CLINICAL LABORATORIES			1	100%	1
BOULDER COMMUNITY HOSPITAL			1	100%	1
Wexner Heritage House			1	100%	1
A.G. Rhodes		1			1
BRIGHAM YOUNG UNIV STUDENT HEALTH CTR			1	100%	1
Signature Healthcare of Georgetown		1			1
PINNACLE DIALYSIS		1			1
PARK AVENUE PEDIATRICS PC		1			1
BL DIAGNOSTICS LLC			1	100%	1
PULSE MEDICAL DOCTOTS LLC			1	100%	1
SHAH			1	100%	1
MEDCOR, INC			1	100%	1
ATLANTIS VISION CENTER			1	100%	1
Kroger 705 - The Little Clinic Richmond		1			1
MEMORIAL HOSPITAL - BELLEVILLE			1	100%	1
COLLIER BLVD HMA PHYSICIANS MANAGEMENT LLC			1	100%	1
ADVENTHEALTH MEDICAL GROUP SENIOR HEALTH AT			1	100%	1
Walgreens #12153		1			1
The Pines at Poughkeepsie Center for Nursing and Rehabilitation		1			1
FORT MYERS DIALYSIS		1			1
CARBON HEALTH			1	100%	1
RYE BEACH PHARMACY INC		1			1
FAU MEMORY & WELLNESS CENTER			1	100%	1
WALKIN MEDICAL URGENT CARE,NEW CITY			1	100%	1
TAYLOR COUNTY HEALTH DEPARTMENT			1	100%	1
CVS IL7142POCT LOCKPORT		1			1
BIOMAT USA INC			1	100%	1
COURTLAND TERRACE		1			1
STEWART MEDICAL GROUP INC			1	100%	1
CARESOUTH HHA HOLDINGS OF THE TREASURE COAST LLC			1	100%	1
THE EMORY CLINIC			1	100%	1
Wayne County Nursing Home		1			1
BAYCARE OUTREACH LAB AT NEW TAMPA			1	100%	1
BROADWAY HEALTH FLORIDA MEDICAL CLINIC URGENT CARE			1	100%	1
TFH HOME HEALTH INC			1	100%	1
CLARKSVILLE HEALTH SYSTEM			1	100%	1
FHPG SURGICAL ASSOCIATES OF EAST PASCO			1	100%	1
CURELOGICS WOUND CARE & HYPERBARIC CENTER		1			1
Dugan Memorial Home		1			1
FLORIDA HOSPITAL LAB			1	100%	1
BAPTIST HEALTH FLOYD			1	100%	1
BIODORON LABORATORIES			1	100%	1

COVID-19: testing by laboratory

Data through Apr 2, 2021 verified as of Apr 3, 2021 at 09:25 AM

Data in this report are provisional and subject to change.

The numbers in the table below represent the number of Florida and non-Florida residents for whom test results were received by the Department of Health. A person can be tested by more than one laboratory and can have both positive and negative results. **Therefore, the sum of the numbers in each column will be larger than the total number of people tested.**

Reporting lab	Inconclusive	Negative	Positive	Percent positive	Total
BIOMERIEUX			1	100%	1
CLINICAL RESEARCH OF WEST FLORIDA		1			1
MISSISSIPPI VALLEY REGIONAL BLOOD CENTER			1	100%	1
Kroger 367 - The Little Clinic Walton		1			1
WASHINGTONVILLE PHARMACY INC		1			1
ACCOMPLISHED HOME CARE		1			1
LabCorp L#09258295 M#09258285			1	100%	1
MEDICAL ASSOCIATES OF PINELLAS - LAB			1	100%	1
Walgreens #19461		1			1
PHOEBE SUMTER MEDICAL CENTER LABORATORY		1			1
CHRISTIAN REST HOME ASSOC		1			1
AURORA CONSOLIDATED LABORATORY			1	100%	1
Kroger 126 - The Little Clinic Cottonwood		1			1
The Center at Centennial			1	100%	1
LOUIS STOKES CLEVELAND VA MEDICAL CENTER			1	100%	1
ENT & ALLERGY ASSOCIATES, LLP - SLEEPY HOLLOW (ABBOTT)		1			1
NORTHWEST FLORIDA SPECIALTY PHYSICIANS LLC		1			1
PALM BEACH COUNTY HEALTH DEPT.			1	100%	1
OXLEY PARK HEALTH & REHAB		1			1
MY URGENT CARE CLINIC			1	100%	1
CVS AZ9277POCT TUCSON		1			1
MISSION REGIONAL MEDICAL CENTER			1	100%	1
BAYLOR SCOTT & WHITE ALL SAINTS MEDICAL CENTER FT			1	100%	1
Hillside Manor Rehabilitation and Extended Care Center		1			1
HARTFORD HEALTH CARE & REHABILITATION			1	100%	1
CLIFTON SPRINGS		1			1
ALLEGANY COUNTY DEPARTMENT OF HEALTH		1			1
Chestnut Ridge Nursing & Rehab		1			1
Autumn Care of Suffolk		1			1
FIU HEALTH CARE CENTER			1	100%	1
ROBINSON FAMILY CLINIC PA			1	100%	1
CVS KS8601POCT OVERLAND PARK			1	100%	1
MEMORIAL HERMANN SOUTHWEST HOSPITAL			1	100%	1
ST VINCENTS OUTPATIENT IMAGING		1			1
SKY RIDGE MEDICAL CENTER - MICRO			1	100%	1
SHAMRA MEDICAL LABORATORY			1	100%	1
ARLINGTON ADULT RESIDENTIAL FACILITY, INC			1	100%	1
CALIFORNIA PUBLIC HEALTH LABORATORY			1	100%	1
OXY-GENLAB			1	100%	1
GMR EVENT SERVICES LLC DBA CROWDRX		1			1
Walgreens #3049		1			1
BRISTOL CHILDRENS CLINIC			1	100%	1
DR JAMES D FORBES FAMILY CARE CENTER			1	100%	1
DOCTORS AFTER HOURS URGENT CARE CENTER			1	100%	1
UNLIMITED MEDICAL SERVICES OF FL PL DBA		1			1
MARYLAND DEPARTMENT OF HEALTH AND MENTAL HYGIENE-LABORATORIES			1	100%	1
MACKINAC STRAITS LONG TERM CARE UNIT		1			1

COVID-19: testing by laboratory

Data through Apr 2, 2021 verified as of Apr 3, 2021 at 09:25 AM

Data in this report are provisional and subject to change.

The numbers in the table below represent the number of Florida and non-Florida residents for whom test results were received by the Department of Health. A person can be tested by more than one laboratory and can have both positive and negative results. **Therefore, the sum of the numbers in each column will be larger than the total number of people tested.**

Reporting lab	Inconclusive	Negative	Positive	Percent positive	Total
GREATER TAMPA AT HOME			1	100%	1
WILLOWBROOKE COURT AT MATTHEWS GLEN		1			1
SUSAN F WILLIAMS MD PA			1	100%	1
Kroger 433 - The Little Clinic Atoka		1			1
VA COMMUNITY BASED CLINIC - LAKE CITY			1	100%	1
MCH PHYSICIANS GROUP			1	100%	1
PRIMARY CARE & PEDIATRICS - SHEPHERSTOWN		1			1
GRAND VIEW HOSPITAL			1	100%	1
Valley Center (WV)			1	100%	1
CAPSTONE REHABILITATION AND HEALTHCARE		1			1
INFECTION CONTROL DEPT			1	100%	1
Newton Wellesley Center for Alzheimer's Care		1			1
Oakland Nursing and Rehabilitation Center		1			1
HEALTH FIRST MEDICAL GROUP LLC			1	100%	1
MOUNT SINAI MEDICAL CENTER OF FLORIDA INC			1	100%	1
CLEMENT MANOR HEALTH CENTER		1			1
CSL PLASMA LAB			1	100%	1
PRIMARY AND URGENT CARE			1	100%	1
HEALTHALLIANCE HOSPITAL LABORATORY		1			1
CACERES SPECIALIZED GYNECOLOGY		1			1
BAYSHORE DIALYSIS			1	100%	1
VA OPTOMETRY CLINIC			1	100%	1
BETHESDA ON TURKEY CREEK			1	100%	1
SEGAL INSTITUTE FOR CLINICAL RESEARCH INC			1	100%	1
Kroger 968 - The Little Clinic Colerain Township		1			1
Kroger - KRO03500568			1	100%	1
Moab Regional Hospital			1	100%	1
Avera Sr. James Care Center		1			1
THE HEART HOSPITAL BAYLOR PLANO			1	100%	1
BOCA RATON REGIONAL HOSPITAL		1			1
CENTRAL TX MEDICAL CENTER - LAB			1	100%	1
HEALTH CARE SERVICES LC			1	100%	1
CURA LABORATORY SERVICES			1	100%	1
Courtenay Springs Village			1	100%	1
PORTSMOUTH REG. HOSPITAL			1	100%	1
Sage Bluff Health & Rehabilitation Center		1			1
COLER REHABILITATION AND NURSING CARE		1			1
ODYSSEY HEALTH CARE OF MARION COUNTY LLC		1			1
PATHOLOGY		1			1
SARHA DOCTORS CENTER			1	100%	1
EASTSIDE URGENT CARE			1	100%	1
Kroger 83 - The Little Clinic Rock Road		1			1
HHCS PHARMACY INC			1	100%	1
Ladera Center		1			1
Crowne Health Care of Eufaula		1			1
TANGLEWOOD MANOR		1			1
NAVARRO MEDICAL CENTERS LLC			1	100%	1

COVID-19: testing by laboratory

Data through Apr 2, 2021 verified as of Apr 3, 2021 at 09:25 AM

Data in this report are provisional and subject to change.

The numbers in the table below represent the number of Florida and non-Florida residents for whom test results were received by the Department of Health. A person can be tested by more than one laboratory and can have both positive and negative results. **Therefore, the sum of the numbers in each column will be larger than the total number of people tested.**

Reporting lab	Inconclusive	Negative	Positive	Percent positive	Total
Kroger 444 - The Little Clinic Dent		1			1
EAGLE COUNTY HEALTH AND HUMAN SERVICES			1	100%	1
MD NOW URGENT CARE			1	100%	1
EXPRESS CARE OF OCALA			1	100%	1
Elm Crest Senior Living Community		1			1
WEST COAST CLINICAL LABS INC			1	100%	1
Illiana HCS -Danville VAMC		1			1
AUGUSTA HEALTH CLINICAL LABORATORY			1	100%	1
HOUSTON DEPARTMENT OF HEALTH AND HUMAN SERVICES			1	100%	1
FIVE STAR PREMIER RESIDENCES OF POMPANO BEACH			1	100%	1
Kroger 016 - The Little Clinic Centennial		1			1
NORTHEAST REGIONAL MEDICAL CENTER			1	100%	1
GENESIS HEALTH SYSTEM			1	100%	1
SPINE & PAIN CONSULTANT PLLC		1			1
EMORY DECATUR HOSPITAL - EMORY MEDICAL		1			1
TIMPANOGOS REGIONAL HOSPITAL			1	100%	1
Greenhaven Health and Rehabilitation		1			1
APPLECARE BRUNSWICK			1	100%	1
NEXT LEVEL URGENT CARE (WOODLANDS)			1	100%	1
TANNER CLINIC			1	100%	1
MEDEXPRESS URGENT CARE - RUSSELLVILLE, W MAIN ST		1			1
PRIORITY CARE LLC			1	100%	1
THE MEDICAL CENTER			1	100%	1
MAYO CLINIC OUTPATIENT DIALYSIS CENTER			1	100%	1
Alaska Domiciliary Care for Homeless Veterans		1			1
OAK HAVEN REHAB AND NURSING CENTER			1	100%	1
WORKFORCE HEALTH DEPARTMENT			1	100%	1
AMERICAN FAMILY CARE URGENT CARE		1			1
Ozark Health and Rehabilitation, LLC		1			1
SC-GA2018 THE RIDGE REHABILITATION & H		1			1
Avista Nursing and Rehab			1	100%	1
PEDIATRIC ASSOCIATES - DORAL			1	100%	1
CHILDREN'S NATIONAL MEDICAL CENTER			1	100%	1
SYNERGY DIALYSIS INC			1	100%	1
BAPTIST HOSPITAL FAMILY MEDICINE &			1	100%	1
VANAJA SUREDDI MD PA			1	100%	1
AAA MEDICAL TESTING			1	100%	1
CPL INC/BSSC PATHOLOGY		1			1
CHESAPEAKE REGIONAL MEDICAL CENTER			1	100%	1
DEL PRADO MEDICAL CENTER, INC		1			1
LOGAN COUNTY HOSPITAL			1	100%	1
TARRANT MEDICAL ASSOCIATES			1	100%	1
ACCESS MEDICAL GROUP OF TAMPA INC			1	100%	1
Erie VAMC		1			1
SANFORD HOME		1			1
SUNCOAST BEHAVIORAL HEALTH CENTER			1	100%	1
BIOMAT ORLANDO		1			1

COVID-19: testing by laboratory

Data through Apr 2, 2021 verified as of Apr 3, 2021 at 09:25 AM

Data in this report are provisional and subject to change.

The numbers in the table below represent the number of Florida and non-Florida residents for whom test results were received by the Department of Health. A person can be tested by more than one laboratory and can have both positive and negative results. **Therefore, the sum of the numbers in each column will be larger than the total number of people tested.**

Reporting lab	Inconclusive	Negative	Positive	Percent positive	Total
BETHESDA HOSPITAL			1	100%	1
MOUNT ST MARYS HOSPITAL OF NIAGARA FALLS			1	100%	1
Remarkable Healthcare Dallas			1	100%	1
CFCH - FROSTPROOF			1	100%	1
SHP WESTCHESTER LLC		1			1
BEST CARE COMMUNITY AND FAMILY HEALTH CENTER INC			1	100%	1
Gulf Coast health and Rehabilitation, LLC		1			1
VIRGINIA UROLOGY		1			1
COVENANT HEALTH		1			1
ST GERARD'S COMMUNITY OF CARE		1			1
NORTHSIDE FAMILY MEDICINE		1			1
WALGREENS #01398			1	100%	1
WELLMED AT BAY AREA		1			1
Westminster Canterbury Richmond		1			1
Grangeville Health and Rehab		1			1
EPIC CARE PHARMACY		1			1
SV MOBILE HEALTH			1	100%	1
MAYO CLINICAL LABORATORIES		1			1
HERITAGE CARE AND REHABILITATION CENTE		1			1
CVS / PHARMACY #10794			1	100%	1
RICHMOND MEDICAL CENTER FOR WOMEN		1			1
JACK M MATHENY II MD			1	100%	1
CVS NE5714POCT OMAHA		1			1
Willowbrooke Court at Normandy Farms Estates		1			1
Alden North Shore			1	100%	1
CARING PROFESSIONAL HEALTH CARE LLC		1			1
Kingston of Miamisburg		1			1
UNIVERSITY OF IOWA HOSPITALS & CLINICS			1	100%	1
AESTHETIC PHYSICIANS PC			1	100%	1
DIGNITY HEALTH GOHEALTH		1			1
NOVANT HEALTH PRINCE WILLIAM WELLNESS CENTER			1	100%	1
MID-FLORIDA CANCER CENTERS		1			1
NEMOURS CHILDRENS PRIMARY CARE CLERMONT			1	100%	1
MEDICAL LIFE-INC GUIDEWELL EMERGENCY MEDICINE			1	100%	1
THE MEDICAL CENTER AT BOWLING GREEN			1	100%	1
LANGLEY DIALYSIS			1	100%	1
SWIFTCARE URGENT CARE, PLLC			1	100%	1
CHATEAU TERREBONNE HEALTH CARE		1			1
Fox Subacute at Warrington		1			1
REEVES COUNTY HOSPITAL DISTRICT			1	100%	1
Terrace Glen Village		1			1
OMNI HEALTHCARE URGENT CARE			1	100%	1
Aspire Physical Recovery Center at Cahaba River		1			1
CYPRESS VILLAGE REHAB CENTER		1			1
FLORIDA CLINICAL RESEARCH CENTER, LLC			1	100%	1
CYPRESS CREEK OUTPATIENT SURGICAL CTR, LLC			1	100%	1
MEDEXPRESS URGENT CARE PENNSVILLE		1			1

COVID-19: testing by laboratory

Data through Apr 2, 2021 verified as of Apr 3, 2021 at 09:25 AM

Data in this report are provisional and subject to change.

The numbers in the table below represent the number of Florida and non-Florida residents for whom test results were received by the Department of Health. A person can be tested by more than one laboratory and can have both positive and negative results. **Therefore, the sum of the numbers in each column will be larger than the total number of people tested.**

Reporting lab	Inconclusive	Negative	Positive	Percent positive	Total
Brynwood Health & Rehabilitation Center			1	100%	1
Pontotoc Health and Rehab		1			1
WVU MEDICINE AT SUNCREST TOWNE CENTRE			1	100%	1
DIRECT PRIMARY CARE OF BURLESON			1	100%	1
OHIO VALLEY MANOR NURSING & FLORIDA EPIDEMIOLOGY PROGRAM		1	1	100%	1
CVS IN6536POCT KOKOMO		1			1
CHOTA COMMUNITY HEALTH SERVICES		1			1
STEPHENS COUNTY HOSPITAL			1	100%	1
Kroger 481 - The Little Clinic Houston Levee		1			1
SOUTHWOOD HEALTHCARE CENTER		1			1
BEVERLY ADVANCED PRACTICE NURSING		1			1
ALL PEDIATRIC CARE PA			1	100%	1
WELLSTAR ATLANTA MEDICAL CENTER LABORA		1			1
CONCENTRA - TAMPA EAST		1			1
PEACHEALTH LABORATORIES		1			1
CROZER-CHESTER MEDICAL CENTER			1	100%	1
BNJ		1			1
CAMBRIDGE HEALTH ALLIANCE			1	100%	1
GULF COAST VILLAGE HOME HEALTH INC			1	100%	1
MT CARMEL NURSING HOME		1			1
PARRISH MEDICAL GROUP			1	100%	1
UNIVERSITY OF BALTIMORE WASHINGTON MEDICAL CENTER			1	100%	1
NHC Sequatchie		1			1
ANMED HEALTH MEDICAL CENTER			1	100%	1
MERCY – NORTH IOWA			1	100%	1
GIFFORD MEMORIAL HOSPITAL		1			1
Kroger 970 - The Little Clinic Westfield			1	100%	1
HIDALGO FAMILY CLINIC			1	100%	1
JACKSONVILLE HEALTH & REHAB		1			1
CVS OH3306POCT AKRON		1			1
MARTIN HEALTH PHYSICIAN GROUP			1	100%	1
OCEANVIEW NURSING AND REHABILITAION CENTER			1	100%	1
Urgent Care 24/7 Orlando LLC			1	100%	1
Big River Nursing and Rehab		1			1
HILLSBORO MEDICAL CENTER MAIN LABORATO		1			1
INHEALTH LIFE SCIENCES LLC			1	100%	1
Kingston Care Center of Fort Wayne		1			1
WINTER PARK MEMORIAL HOSPITAL LABORATORY		1			1
Rockcastle Health and Rehab		1			1
PLEASANT RIDGE MANOR WEST		1			1
The Evangelical Lutheran Good Samaritan Society Prescott Village		1			1
BAPTIST MINOR MEDICAL CENTER			1	100%	1
BSA PHYSICIANS GROUP, INC D/B/A BSA FAMILY MEDICAL			1	100%	1
CVS MO8595POCT RAYMORE		1			1
UNIVERISTY HOSPITAL			1	100%	1
NEVADA RURAL HOUSING AUTHORITY			1	100%	1

COVID-19: testing by laboratory

Data through Apr 2, 2021 verified as of Apr 3, 2021 at 09:25 AM

Data in this report are provisional and subject to change.

The numbers in the table below represent the number of Florida and non-Florida residents for whom test results were received by the Department of Health. A person can be tested by more than one laboratory and can have both positive and negative results. **Therefore, the sum of the numbers in each column will be larger than the total number of people tested.**

Reporting lab	Inconclusive	Negative	Positive	Percent positive	Total
SUMMIT HEALTHCARE REGIONAL MEDICAL		1			1
MEDEXPRESS URGENT CARE - VINELAND S MA		1			1
CLEVELAND CLINIC OHIO LABORATORIES			1	100%	1
JOHNSON & JOHNSON VISION CARE-VISTAKON			1	100%	1
TRADITIONAL MEDICINE CENTER			1	100%	1
SUMMIT COUNTY PUBLIC HEALTH DEPARTMENT			1	100%	1
WINDERMERE PEDIATRICS			1	100%	1
MEDEXPRESS URGENT CARE -HOWELL US HWY		1			1
ORLANDO PHYSICIAN NETWORK		1			1
Heritage Health of Peru			1	100%	1
DIAGNOSTIC GROUP INTEGRATED HEALTHCARE			1	100%	1
MEDEXPRESS URGENT CARE - HADLEY		1			1
FLORIDA SOUTHERN COLLEGE			1	100%	1
CENTRAL FLORIDA ADULT MEDICINE		1			1
WYOMING COUNTY DEPARTMENT OF HEALTH		1			1
EMERSON HOSPITAL LABORATORY			1	100%	1
FLAGLER CARE CENTER			1	100%	1
Sky View Rehabilitation and Health Care Center		1			1
PELICAN STATE OUTPATIENT CENTER			1	100%	1
CHILDREN'S HEALTHCARE OF ATLANTA		1			1
CLAYTON NURSING AND REHABILITATION		1			1
Holly Hill Healthcare Center			1	100%	1
COLLINS NURSING HOME		1			1
BOLLES SCHOOL, THE			1	100%	1
GARDENS AT MAPLEWOOD			1	100%	1
Mountain View Manor			1	100%	1
TMH CANCER CENTER LABORATORY			1	100%	1
NOORANI MEDICAL CENTER LLC			1	100%	1
ADAMS COUNTY HEALTH DEPARTMENT			1	100%	1
Arbor Springs Health and Rehab		1			1
EAST FL CORE LAB			1	100%	1
Vista Park			1	100%	1
Kroger 359 - The Little Clinic Bellevue		1			1
PHYSICIAN ASSOCIATES, LLC			1	100%	1
MCLEOD MEMORIAL HOSPITAL CLARENDON			1	100%	1
FIRSTCARE MEDICAL CENTER			1	100%	1
Dulles Health and Rehab Center		1			1
PARK LANE NURSING HOME		1			1
SOUTHWOOD NURSING & RETIREMENT CENTER		1			1
PEACE HEALTH FAMILY MEDICINE AT 87TH AVE		1			1
Manor Care Health Services- Wilmington			1	100%	1
5 STAR HOME HEALTH SERVICES INC		1			1
SCHUYLER HOSPITAL		1			1
LRGHEALTHCARE		1			1
MEDEXPRESS URGENT CARE - CABOT			1	100%	1
BEAUMONT URGENT CARE		1			1
THE GROVE HEALTH AND REHAB			1	100%	1

COVID-19: testing by laboratory

Data through Apr 2, 2021 verified as of Apr 3, 2021 at 09:25 AM

Data in this report are provisional and subject to change.

The numbers in the table below represent the number of Florida and non-Florida residents for whom test results were received by the Department of Health. A person can be tested by more than one laboratory and can have both positive and negative results. **Therefore, the sum of the numbers in each column will be larger than the total number of people tested.**

Reporting lab	Inconclusive	Negative	Positive	Percent positive	Total
GOOD SAMARITAN SOCIETY - DE SMET		1			1
SC-GA2018 SIMPSONVILLE REHABILITATION		1			1
COUNTY OF HAMILTON			1	100%	1
CONSOLIDATED			1	100%	1
Florence Nursing and Rehabilitation Center		1			1
URGENT 202 COX CREEK PKWY		1			1
NYU LANGONE AMBULATORY CARE LAKE SUCCE		1			1
DR BAWA AND ASSOCIATES			1	100%	1
DEERFIELD BEACH REHABILITATION AND NURSING			1	100%	1
SMITH			1	100%	1
LOWER KEYS COMMUNITY HEALTH CENTER			1	100%	1
ST MARY'S OF SAGINAW		1			1
PRIMEX CLINICAL LABORATORIES INC			1	100%	1
BERKSHIRE MEDICAL CENTER			1	100%	1
Kroger 518 - The Little Clinic Hermitage		1			1
UFHEALTH			1	100%	1
Fairhaven Retirement Community		1			1
MOUNT SINAI COMPREHENSIVE CANCER CENTER			1	100%	1
BAYFRONT HEAL WOUND CARE AND HYPERBARIC CENTER			1	100%	1
PALM BREEZE DIALYSIS			1	100%	1
MEDICAL ASSOCIATES OF THE SHOALS		1			1
GOOD PEDIATRICS			1	100%	1
SOUTHEASTERN PATHOLOGY ASSOCIATES			1	100%	1
Ash Flat Healthcare and Rehabilitation Center			1	100%	1
JUPITER MEDICAL CENTER INC			1	100%	1
SOUTH COUNTY MEDICAL CENTER			1	100%	1
PHYSICIANS URGENT CARE			1	100%	1
INTERMOUNTAIN HEALTHCARE LABORATORY SERVICES			1	100%	1
SOMA MEDICAL CENTER PA #2			1	100%	1
Ramsey Village		1			1
MARTINSVILLE HEALTH AND REHAB			1	100%	1
NORTHWEST TEXAS HEALTHCARE SYSTEM,INC			1	100%	1
NORTH RIVER FAMILY HEALTH CENTER			1	100%	1
JOSHUA E CHESIR MD		1			1
Glen Haven Health and Rehabilitation LLC		1			1
PUBLIX PHARMACY # 1236			1	100%	1
LAKE MARY OPTUM FLORIDA			1	100%	1
ATRIA TAMARAC			1	100%	1
Chateau Girardeau			1	100%	1
AMERICAN LAB LLC		1			1
Kroger 670 - The Little Clinic Dawson Forest Rd & Hwy 19		1			1
CVS NE8626POCT LINCOLN		1			1
SUNCOAST FAMILY MEDICAL ASSOCIATES			1	100%	1
SANDPIPER CLUSTER		1			1
Hawthorne House		1			1
RIDGE OPTUM FLORIDA			1	100%	1
BAPTIST HEALTH EXPRESS CARE			1	100%	1

COVID-19: testing by laboratory

Data through Apr 2, 2021 verified as of Apr 3, 2021 at 09:25 AM

Data in this report are provisional and subject to change.

The numbers in the table below represent the number of Florida and non-Florida residents for whom test results were received by the Department of Health. A person can be tested by more than one laboratory and can have both positive and negative results. **Therefore, the sum of the numbers in each column will be larger than the total number of people tested.**

Reporting lab	Inconclusive	Negative	Positive	Percent positive	Total
INTEGRIS SEMINOLE EMERGENCY DEPT			1	100%	1
NULL			1	100%	1
FAMILY PHYSICIANS OF WINTER PARK, INC			1	100%	1
HALIFAX FAMILY HEALTH CENTER			1	100%	1
CLUB HEALTH AND REHABILITATION CENTER, THE		1			1
Eddy Memorial Geriatric Center		1			1
Mason Health and Rehab		1			1
DORNOCH PLACE DEL PRADO		1			1
SILVERMAN			1	100%	1
MEDEXPRESS URGENT CARE CHICOPEE			1	100%	1
FORT MYERS NORTH DIALYSIS		1			1
INDIAN RIDGE		1			1
WALGREENS #10854		1			1
BAY AREA HOSPITAL LAB & HST		1			1
LUMICO LIFE INSURANCE COMPANY		1			1
CSI LABORATORIES FLORIDA			1	100%	1
HUNTSVILLE HOSPITAL			1	100%	1
CARDIAC AND VASCULAR CONSULTANTS MD PA		1			1
GOLDING-GRANADO MEDICAL ASSOCIATES		1			1
PORTAGE MEDICAL CENTER			1	100%	1
Louis Stokes Cleveland VA - Midtown Dialysis Center		1			1
MINUTE CLINIC DIAGNOSTICS OF IN, LLC #6252		1			1
TREASURE COAST COMMUNITY HEALTH INC			1	100%	1
HEALTH FIRST HOME CARE		1			1
Harbor House		1			1
CORPORATION OF AMERICA		1			1
COASTAL ER IX, PHYSICIANS PREMIER			1	100%	1
CVS CT2210POCT RIVERSIDE		1			1
ABBOTT LABORATORIES - OCCUPATIONAL HEALTH SERVICES			1	100%	1
Kroger 670 - The Little Clinic Powell		1			1
ORCHARD PARK HEALTH CARE AND REHABILITATION CENTER		1			1
IMA MEDICAL CENTER OF SOUTH WEST ORLANDO			1	100%	1
THE LITTLE CLINIC, LLC			1	100%	1
PHYSICIANS IMMEDIATE CARE			1	100%	1
Canandaigua VAMC		1			1
HEALTHCARE AND REHAB OF SANFORD			1	100%	1
KENT		1			1
SPARTA HEALTH & REHAB		1			1
LOUISIANA STATE LAB			1	100%	1
Elderwood at Lancaster		1			1
BALLAD HEALTH MEDICAL ASSOCIATES URGENT CARE			1	100%	1
PATHOLOGYT & LAB MEDICINE SERVICES			1	100%	1
Kroger 909 - The Little Clinic Hamilton			1	100%	1
PASTEUR MEDICAL HIALEAH GARDEN LLC			1	100%	1
NEW RIVER HEALTH DISTRICT			1	100%	1
Glenview Terrace Nursing Center		1			1
CONCIERGE INTERNAL MEDICINE ASSOCIATES			1	100%	1

COVID-19: testing by laboratory

Data through Apr 2, 2021 verified as of Apr 3, 2021 at 09:25 AM

Data in this report are provisional and subject to change.

The numbers in the table below represent the number of Florida and non-Florida residents for whom test results were received by the Department of Health. A person can be tested by more than one laboratory and can have both positive and negative results. **Therefore, the sum of the numbers in each column will be larger than the total number of people tested.**

Reporting lab	Inconclusive	Negative	Positive	Percent positive	Total
LIBERTY URGENT CARE			1	100%	1
Orange City Nursing and Rehab Center			1	100%	1
LADY LAKE FAMILY MEDICINE			1	100%	1
NORTH MIAMI BEACH SURGICAL CENTER			1	100%	1
Kroger 683 - The Little Clinic Foothills Plaza		1			1
MOBILE HEALTH MEDICAL SERVICES PC		1			1
MERRILL GARDENS AT CHAMPIONSGATE			1	100%	1
ST ANTHONY'S PINELLAS CARE CLINIC			1	100%	1
ST MARYS HEALTH CARE SYSTEM		1			1
LOURDES URGENT CARE			1	100%	1
LAREDO CARE CLINIC NORTH		1			1
TMH PHYSICIAN PARTNERS QUINCY			1	100%	1
LEHIGH REGIONAL WOUND CENTER			1	100%	1
HEALTH CLINIC,THE		1			1
THE CLINIC ON SIXTH			1	100%	1
PM PEDIATRICS PC			1	100%	1
MEDEXPRESS URGENT CARE - UNIONTOWN		1			1
LOPEZ		1			1
INDIAN RIVER CLINICAL LABORATORY, INC.		1			1
TITUS REGIONAL MEDICAL CENTER			1	100%	1
UF HEALTH - WILDLIGHT			1	100%	1
CVS NV9586POCT RENO		1			1
Birmingham Nursing & Rehab Center		1			1
Good Samaritan Society - Mountian Lake		1			1
LAKE MARY DIALYSIS			1	100%	1
DERMDX, DIV OF AURORA DIAGNOSTICS/BERNHARDT LAB		1			1
VA Boston HCS-West Roxbury Division			1	100%	1
TAMPA GENERAL MEDICAL GROUP LABORATORY HEALTHPARK			1	100%	1
FOUNDCARE HEALTH			1	100%	1
CAN COMMUNITY HEALTH LLC		1			1
Garden View Care Center at Dougherty Ferry		1			1
CVS TX7825POCT FRISCO		1			1
WINDSOR MANOR			1	100%	1
LABORATORY SERVICES SGHS - CAMDEN		1			1
KENNEDY BOULEVARD DIALYSIS			1	100%	1
Spring Gate Rehab and Healthcare Center		1			1
MISSION HOSPITAL			1	100%	1
GOSHEN MEDICAL CENTER			1	100%	1
PRIMARY CARE GROUP LLC		1			1
LAURELS OF NORWORTH		1			1
MINUTECLINIC LLC #3281			1	100%	1
PCG MOLECULAR			1	100%	1
Kroger 419 - The Little Clinic Farmington/Exeter		1			1
Portsmouth Health and Rehab			1	100%	1
FAITH FAMILY PRACTICE			1	100%	1
DESTIN SURGERY CENTER LTD		1			1
Williamstown Commons			1	100%	1

COVID-19: testing by laboratory

Data through Apr 2, 2021 verified as of Apr 3, 2021 at 09:25 AM

Data in this report are provisional and subject to change.

The numbers in the table below represent the number of Florida and non-Florida residents for whom test results were received by the Department of Health. A person can be tested by more than one laboratory and can have both positive and negative results. **Therefore, the sum of the numbers in each column will be larger than the total number of people tested.**

Reporting lab	Inconclusive	Negative	Positive	Percent positive	Total
ST LUKE LUTHERAN HOME		1			1
LEGACY AT HIGHWOODS PRESERVE		1			1
Schenectady Center for Rehabilitation & Nursing		1			1
WEST PENSACOLA DIALYSIS CENTER			1	100%	1
BAPTIST HEALTH PRIMARY CARE AT DORAL			1	100%	1
bishop rehabilitation and nursing center		1			1
Monument Health Strugis Care Center		1			1
EAST TENNESSEE STATE UNIVERSITY		1			1
Kroger 519 - The Little Clinic Staples Mill Road		1			1
MEDHEALTH CLINICAL INC			1	100%	1
CAREFIRST URGENT CARE - BEECHMONT			1	100%	1
PATIENT FIRST-GENERAL BOOTH			1	100%	1
LEESBURG DIALYSIS CENTER		1			1
CRUSADER COMMUNITY HEALTH			1	100%	1
MEDHELP			1	100%	1
Kroger 682 - The Little Clinic Combs and Gantzel		1			1
EH FARGO HOSPITAL LABORATORY			1	100%	1
ABRAKIDABRA KIDS CLINIC			1	100%	1
BRIAN C GRINER MD LLC			1	100%	1
HOLSTON MEDICAL GROUP		1			1
MINUTECLINIC DIAGNOSTICS OF OKLAHOMA		1			1
VCU HEALTH SYSTEM AUTHORITY - MCV HOSPITALS			1	100%	1
BROOKSVILLE REGIONAL HOSPITAL			1	100%	1
NHC HealthCare St. Charles		1			1
UNIVERSITY OF MIAMI - LENNAR CENTER			1	100%	1
FAMILY MEDICAL CENTER OF HOLLYWOOD PA			1	100%	1
FLORHAM PARK ENDOSCOPY CENTER		1			1
CONVENIENT URGENT CARE			1	100%	1
CVS OH3481POCT MARYSVILLE		1			1
EILEEN TURBESSI MD PA		1			1
ROBERT TAYLOR COMMUNITY COMPLEX			1	100%	1
CVS TX7431POCT ROWLETT		1			1
WY RETIREMENT CENTER		1			1
ADVANCE CARDIOVASCULAR IMAGING, INC			1	100%	1
FRIO REGIONAL PRIMARY CARE AND URGENT CARE CLINIC			1	100%	1
Victoria Manor		1			1
BICKERTON, DAWN		1			1
DOCTORS CHOICE HOME CARE INC			1	100%	1
Lopatcong Center		1			1
MEDICAL CENTER			1	100%	1
MALUHIA		1			1
Trucare Living Centers - Columbus		1			1
PRACTITIONERS IN MOTION			1	100%	1
Erwin Health Care Center		1			1
BOCA GENERAL AND FAMILY MEDICINE		1			1
AUTUMN CARE OF STATESVILLE, LLC		1			1
FLAGLER COUNTY BOARD OF COUNTY COMMISSIONERS			1	100%	1

COVID-19: testing by laboratory

Data through Apr 2, 2021 verified as of Apr 3, 2021 at 09:25 AM

Data in this report are provisional and subject to change.

The numbers in the table below represent the number of Florida and non-Florida residents for whom test results were received by the Department of Health. A person can be tested by more than one laboratory and can have both positive and negative results. **Therefore, the sum of the numbers in each column will be larger than the total number of people tested.**

Reporting lab	Inconclusive	Negative	Positive	Percent positive	Total
Kroger 753 - The Little Clinic Goss Avenue		1			1
LITTLE COMPANY OF MARY HOSPITAL			1	100%	1
MERITER LABORATORIES			1	100%	1
Manor Care Health Care Services - Williamsport North		1			1
LPG PRIMARY CARE AT LABELLE			1	100%	1
FHPG INTERNAL MEDICINE OF BRANDON			1	100%	1
TENNOVA ER - SANGO			1	100%	1
NORTH COUNTY MEDICAL LAB			1	100%	1
UNIVERSITY OF WASHINGTON DEPT OF LAB MEDICINE			1	100%	1
HOWELL BRANCH COURT			1	100%	1
BROOKS REHAB			1	100%	1
ASSOCIATESMD			1	100%	1
MERCYONE DES MOINES MEDICAL CENTER			1	100%	1
VALLEY HOSPITAL MEDICAL CENTER		1			1
ALL CHILDRENS PEDIATRIC CLINIC			1	100%	1
ANDREWS INSTITUTE AMBULATORY SURGERY CENTER		1			1
SPECIALTY MOLECULAR - DENVER			1	100%	1
NEMOURS CHILDREN HOSPITAL			1	100%	1
HAYS CLINICAL LAB			1	100%	1
CENTRAL FLA PEDIATRIC URGENT CARE LLC		1			1
PARK AVENUE DERMATOLOGY NORTH			1	100%	1
NORTH BROWARD MEDICAL CENTER			1	100%	1
GATEWAY HEALTHCARE, PC			1	100%	1
KROGER 915 - THE LITTLE CLINIC ANDERSON			1	100%	1
KAISER PERMANENTE REGIONAL REFERENCE LABORATORY		1			1
WINTER HAVEN DIALYSIS		1			1
UMASS MEMORIAL/MARLBORO HOSPITAL			1	100%	1
SCRIPTS PLUS INC DBA THE MEDICINE SHOP		1			1
VELOCITY URGENT CARE - REDMILL			1	100%	1
HOSPICE OF MARION COUNTY INC			1	100%	1
UCH LAB			1	100%	1
ACCURATE HEALTH SERVICES CORP			1	100%	1
EVENTIDE LUTHERAN HOME		1			1
Central Alabama Veterans HCS - West Campus		1			1
PHYSICIANS LAB INC			1	100%	1
WEST BOYNTON DIALYSIS			1	100%	1
Shelbyville Manor		1			1
SPECTRUM LABORATORY			1	100%	1
THE TOLEDO HOSPITAL			1	100%	1
COMMUNITY MEDICAL CARE			1	100%	1
PURECARE PHARMACY		1			1
BAXTER REGIONAL MEDICAL CENTER			1	100%	1
ARBOR DIAGNOSTICS, INC		1			1
SAINT LEO UNIVERSITY INCORPORATED			1	100%	1
TENNOVA HEALTHCARE - CLEVELAND			1	100%	1
UT MD ANDERSON CANCER CENTER-TUMOR MARKER LAB			1	100%	1
BAYLOR SCOTT & WHITE MEDICAL SURGICAL CLINIC			1	100%	1

COVID-19: testing by laboratory

Data through Apr 2, 2021 verified as of Apr 3, 2021 at 09:25 AM

Data in this report are provisional and subject to change.

The numbers in the table below represent the number of Florida and non-Florida residents for whom test results were received by the Department of Health. A person can be tested by more than one laboratory and can have both positive and negative results. **Therefore, the sum of the numbers in each column will be larger than the total number of people tested.**

Reporting lab	Inconclusive	Negative	Positive	Percent positive	Total
MEMORIAL HOSPITAL MIRAMAR WAIVED TESTING			1	100%	1
MODERN URGENT CARE			1	100%	1
PALACE CARE AND REHAB		1			1
NORTH FLORIDA CHILD DEVELOPMENT, INC			1	100%	1
Waddell Nursing & Rehab Center		1			1
SHANNON MEDICAL CENTER			1	100%	1
Mission Arch Center		1			1
CARE STATION MEDICAL GROUP		1			1
URGENTMED			1	100%	1
GREATER MIAMI DIALYSIS			1	100%	1
ST. PETERSBURG PEDIATRICS-SEMINOLE			1	100%	1
CENTRAL FLORIDA HOSPITALIST			1	100%	1
CHI MEMORIAL HOSPITAL CHATTANOOGA			1	100%	1
Royal Palm Beach Health and Rehab Center			1	100%	1
MOSAIC MEDICAL CENTER MARYVILLE			1	100%	1
MEMORIAL HERMANN MEDICAL GROUP-ATASCOCITA PEDS			1	100%	1
Walgreens #5914		1			1
WINTER GARDEN CHILDREN'S HEALTH CENTERS			1	100%	1
PALMETTO LANDING			1	100%	1
BAPTIST MEDICAL PLAZA AT WESTCHESTER			1	100%	1
HEARTLAND OF MARIETTA OH LLC DBA		1			1
CLINICAL PATHOLOGY LABORATORIES SOUTHEAST INC			1	100%	1
HARDEE COUNTY FIRE RESCUE		1			1
Wrightsville Manor Health and Rehab		1			1
Kroger 523 - The Little Clinic Dickson			1	100%	1
NORTHERN KENTUCKY HEALTH DEPARTMENT			1	100%	1
RESOURCE PATH LLC			1	100%	1
CENTRAL FL INTERNAL MEDICINE ASSOCIATES LLC		1			1
ADVANCED INDIVIDUALIZED MEDICINE OF NAPLES			1	100%	1
CAREWELL 203			1	100%	1
Oregon Veterans Home The Dalles		1			1
KENDALL PEDIATRICS PARTNERS LLC			1	100%	1
Peninsula Nursing and Rehabilitation Center		1			1
1ST CHOICE URGENT CARE CENTER LLC			1	100%	1
HEARTLAND REGIONAL MEDICAL CENTER		1			1
Rehab Select of Talladega		1			1
ST JOHN'S HOME CARE			1	100%	1
HOME AIDE SVC OF EASTERN NY INC D/B/A		1			1
Piqua Manor		1			1
LIFECARE MEDICAL CENTER			1	100%	1
Community Care Center of Heritage House, LLC			1	100%	1
MORSELIFE HOME CARE INC			1	100%	1
DORAL KIDNEY CENTER			1	100%	1
NEMOURS CHILDREN'S PRIMARY CARE			1	100%	1
RIVERSIDE COUNTY PUBLIC HEALTH LABORATORY			1	100%	1
PACE UNIVERSITY HEALTH CARE		1			1
ELEMENTS PHARMACY			1	100%	1

COVID-19: testing by laboratory

Data through Apr 2, 2021 verified as of Apr 3, 2021 at 09:25 AM

Data in this report are provisional and subject to change.

The numbers in the table below represent the number of Florida and non-Florida residents for whom test results were received by the Department of Health. A person can be tested by more than one laboratory and can have both positive and negative results. **Therefore, the sum of the numbers in each column will be larger than the total number of people tested.**

Reporting lab	Inconclusive	Negative	Positive	Percent positive	Total
BASCOM PALMER-MICRO LAB			1	100%	1
SIGNATURE CARE COLLEGE STATION			1	100%	1
ManorCare Yeadon		1			1
MEDLABS OF FLORIDA LLC D/B/A MEDLABS DIAGNOSTICS		1			1
PROVIDENCE ST. PATRICK HOSPITAL			1	100%	1
COSTAMED GRUPO MEDICO			1	100%	1
Juniper Village at Bucks County		1			1
RAMBAM URGENT CARE			1	100%	1
PREMIUM HOME HEALTH CARE INC			1	100%	1
BLACK SHEEP MEDICAL			1	100%	1
HEALTH PLUS SUNRISE MEDICAL OFFICE			1	100%	1
LAKE VISTA DIALYSIS			1	100%	1
JOHN D. ARCHBOLD MEMORIAL HOSPITAL			1	100%	1
LOVELACE WOMEN'S HOSPITAL		1			1
ABRAZO WEST CAMPUS			1	100%	1
PALM COAST DRAW STATION/AMERICAN HEALTH ASSOCIATES		1			1
PEDIATRIC PARTNERS OF ZEPHYRHILLS PA			1	100%	1
LABONE		1			1
Villages of St.Peters		1			1
ARNOLD PALMER HOSPITAL LAB POCT		1			1
PALMETTO CHARTER SCHOOL		1			1
OHSU LABORATORY SERVICES		1			1
MEDCARE QUALITY MEDICAL CENTER LLC			1	100%	1
PEDIATRIC SPECIALTY CLINIC COLLIER			1	100%	1
Chateau Living Center			1	100%	1
PCR DIAGNOSTICS			1	100%	1
MEDICAL CENTER OF TRINITY - MOB		1			1
ST.ELIZABETH HEALTH CENTER	1				1
IZ MEDICAL		1			1
CARENOW URGENT CARE – SPRING			1	100%	1
REELFOOT FAMILY WALK-IN CLINIC		1			1
GENESEE COUNTY HEALTH DEPARTMENT		1			1
TWIN			1	100%	1
Northern Nevada State Veterans Home		1			1
BROOKDALE AVONDALE (BU 04360)			1	100%	1
MEMORIAL HEALTH UNIVERSITY MEDICAL		1			1
CAREATC - WISCONSIN PIPE-FITTERS			1	100%	1
WW Chem Auto SS			1	100%	1
BAPTIST HEALTH SURGERY CENTER			1	100%	1
LAKE WALES DIALYSIS CENTER			1	100%	1
MICROBIOLOGY DEPARTMENT			1	100%	1
SUMMERLIN MEDICAL CENTRE			1	100%	1
MYCLINIC, INC			1	100%	1
STAMFORD HOSPITAL			1	100%	1
Metairie Healthcare Center			1	100%	1
HOLY CITY MED URGENT CARE			1	100%	1
FAIRVIEW HOSPITAL			1	100%	1

COVID-19: testing by laboratory

Data through Apr 2, 2021 verified as of Apr 3, 2021 at 09:25 AM

Data in this report are provisional and subject to change.

The numbers in the table below represent the number of Florida and non-Florida residents for whom test results were received by the Department of Health. A person can be tested by more than one laboratory and can have both positive and negative results. **Therefore, the sum of the numbers in each column will be larger than the total number of people tested.**

Reporting lab	Inconclusive	Negative	Positive	Percent positive	Total
Casa Real Center		1			1
Walgreens #17445		1			1
CARE CONNECTIONS AT HOME LLC			1	100%	1
THE BRENNITY AT TRADITION			1	100%	1
C A R E S		1			1
INDIANA STATE DEPARTMENT OF HEALTH CLINIC MICROBIOLOGY		1			1
MEDICAL CENTER AFFILIATES PALM SPRINGS			1	100%	1
Kroger 699 - The Little Clinic Smyrna		1			1
NULEASE MEDICAL SOLUTIONS			1	100%	1
INTERMOUNTAIN HEALTHCARE CENTRAL LABORATORY			1	100%	1
GREYSTONE HOME HEALTH OF GREATER ORLANDO LLC		1			1
UNIVERSITY URGENT CARE			1	100%	1
MEMORIAL MEDICAL CENTER			1	100%	1
MID FLORIDA COMMUNITY SERVICES			1	100%	1
COLONIAL HEALTH CARE		1			1
St. Anne Home		1			1
Southwest Louisiana Veterans Home			1	100%	1
FRONT PORCH PEDIATRICS PLLC			1	100%	1
REGENTS PARK OF JACKSONVILLE			1	100%	1
WALGREENS #15291		1			1
CLERMONT HEALTH DEPARTMENT			1	100%	1
TSALI CARE CENTER		1			1
Broomall Manor		1			1
CONVENIENT MEDICAL AND HEALTH SERVICES			1	100%	1
MEDCARE-GARNERS FERRY			1	100%	1
ST LUKES SURGICAL AT THE VILLAGES INC			1	100%	1
MORNINGSIDE NURSING AND REHABILITATION		1			1
Glen Oaks Health and REhabilitation		1			1
AUTUMN HOUSE			1	100%	1
Allen Health and Rehabilitation		1			1
MED CHOICE CENTER OF NORTH MIAMI			1	100%	1
MEDICAL CITY DENTON			1	100%	1
MEDICAL CLINIC OF HOUSTON			1	100%	1
HAWAII DEPARTMENT OF HEALTH LAB			1	100%	1
RELIANCE HOME HEALTH CARE INC		1			1
PANCARE HEALTH - CARR ELEM & MIDDLE SCHOOL			1	100%	1
LOUIS A JOHNSON VAMC		1			1
HARDEN DIALYSIS		1			1
BEACHSIDE DETOX		1			1
WAYNE COUNTY PUBLIC HEALTH		1			1
GATEWAY LABORATORIES		1			1
ST JOHNS EPISCOPAL HOSPITAL SOUTH SHORE		1			1
MARTIN ARMY COMMUNITY HOSPITAL			1	100%	1
Kroger 717 - The Little Clinic Dolphin Drive			1	100%	1
ST. LUKES HOSPITAL			1	100%	1
PULMONARY MEDICINE		1			1
WILLOW DALE WELLNESS VILLAGE APARTMENT		1			1

COVID-19: testing by laboratory

Data through Apr 2, 2021 verified as of Apr 3, 2021 at 09:25 AM

Data in this report are provisional and subject to change.

The numbers in the table below represent the number of Florida and non-Florida residents for whom test results were received by the Department of Health. A person can be tested by more than one laboratory and can have both positive and negative results. **Therefore, the sum of the numbers in each column will be larger than the total number of people tested.**

Reporting lab	Inconclusive	Negative	Positive	Percent positive	Total
SPECIALTY DRUG TESTING			1	100%	1
TRUCARE LIVING CENTERS - SELMA			1	100%	1
Monument Health Custer Care Center		1			1
ADVENTHEALTH MEDICAL GROUP OBSTETRICS			1	100%	1
FAMILY PRACTICE ASSOCIATES		1			1
Abernethy Laurels		1			1
CORDOVA FAMILY PRACTICE			1	100%	1
FAIRFIELD MEDICAL CENTER			1	100%	1
EDGAR PRICE FAMILY & CHILDREN HEALTHCARE CENTER			1	100%	1
ROCKLEDGE HEALTH & REHABILITATION CENTER			1	100%	1
ST JOHNS MEDICAL CENTER		1			1
EASTSIDE MEDICAL CLINIC		1			1
ALAFAYA WOODS FAMILY MEDICAL CENTER		1			1
CVS AZ3264POCT PHOENIX			1	100%	1
PHYSICIANS PRIMARY CARE LEHIGH PEDS			1	100%	1
Miller Health Care Center			1	100%	1
KANA MEDICAL			1	100%	1
EXCEPTIONAL EMERGENCY CENTER			1	100%	1
WESTEX URGENT CARE, PLLC			1	100%	1
BGB SUMMIT MEDICAL GROUP		1			1
CVS PHARMACY INC DBA CVS/PHARMACY # 10600		1			1
CHP COVID-19 (TX)			1	100%	1
UMMC MIDTOWN CAMPUS			1	100%	1
CHI ST ALEXIUS TRANSITIONAL CARE UNIT		1			1
RM PHARMACY SERVICES INC		1			1
CENTRAL FLORIDA MEDICAL CARE			1	100%	1
NORTH SHORE MEDICAL CENTER - SALEM HOSPITAL			1	100%	1
CVS MA1121POCT WESTFORD		1			1
HAWKEYE CARE CENTER DUBUQUE		1			1
Fulton County Medical Center Long Term Care			1	100%	1
ENCOMPASS HEALTH REHABILITATION HOSPITAL OF UTAH		1			1
ORMOND MEDICAL ARTS FAMILY PRACTICE PL			1	100%	1
Grand Junction VAMC		1			1
PUBLIX PHARMACY #1122		1			1
KINGWOOD EMERGENCY HOSPITAL			1	100%	1
Carington Park			1	100%	1
HACKENSACK UNIVERSITY MEDICAL CENTER		1			1
MAGGY PHARMACY INC		1			1
HIBISCUS COURT			1	100%	1
DE TAR HOSPITAL			1	100%	1
SOUTH FLORIDA URGENT CARE CENTERS, LLC			1	100%	1
HENRICO DOCTOR'S LABORATORY			1	100%	1
Acts Manor House		1			1
HEALTHPARTNERS HUDSON CLINIC			1	100%	1
ARTESIAN HOME		1			1
UABC			1	100%	1
INTERNAL MEDICINE GROUP OF CENTRAL FLORIDA			1	100%	1

COVID-19: testing by laboratory

Data through Apr 2, 2021 verified as of Apr 3, 2021 at 09:25 AM

Data in this report are provisional and subject to change.

The numbers in the table below represent the number of Florida and non-Florida residents for whom test results were received by the Department of Health. A person can be tested by more than one laboratory and can have both positive and negative results. **Therefore, the sum of the numbers in each column will be larger than the total number of people tested.**

Reporting lab	Inconclusive	Negative	Positive	Percent positive	Total
BLAKE AT PENSACOLA OPERATION CO, LLC, THE			1	100%	1
STONECREST MEDICAL CENTER		1			1
WATERBURY HOSPITAL REFERENCE LAB			1	100%	1
Medilodge of Mt. Pleasant		1			1
JACKSBORO URGENT CARE			1	100%	1
ACCESS HEALTH CARE PHYSICIANS, LLC		1			1
MARYLAND DEPARTMENT OF HEALTH AND MENTAL HYGIENE			1	100%	1
SANTA BARABARA ALF LLC (THE WINDSOR)			1	100%	1
Sharon Care Center			1	100%	1
SENTARA AMBULATORY CARE CLINIC			1	100%	1
REGIONAL MEDICAL LABORATORY			1	100%	1
PREMIER FAMILY AND SPORTS MEDICINE LLC			1	100%	1
WELL-KEY URGENT CARE SEVIERVILLE			1	100%	1
SUNRISE CLINIC SANTA ROSA		1			1
IVAN, MAYA			1	100%	1
CVS MA915POCT BEVERLY			1	100%	1
MIDWEST COVENANT HOME, INC		1			1
OCCUPATIONAL HEALTH CENTER		1			1
MEDICAL ARTS LABORATORY			1	100%	1
ALBANNA PEDIATRICS CENTER			1	100%	1
EMERGENCY CARE SERVICES LAB AT JFK MEDICAL CENTER			1	100%	1
WEST CARVER MEDICAL ASSOCIATES		1			1
URGENT CARE OF KANSAS CITY			1	100%	1
LP ELIZABETHTON		1			1
FLORIDA FAMILY LABORATORY		1			1
SANTA ROSA PEDIATRICS			1	100%	1
BAYLOR SCOTT AND WHITE MEDICAL CENTER -CENTENTENNIAL			1	100%	1
Parkview Care and Rehabilitation Center		1			1
CVS AZ69POCT PEORIA		1			1
CVS MA654POCT ACTON		1			1
DSI LABORATORIES-NAPLES-7TH			1	100%	1
HEALTH EXPRESS		1			1
MARTIN LUTHER KING RENAL INSTITUTE			1	100%	1
OCEAN MEDICAL CENTER		1			1
ABSOLUTE QUICK CARE			1	100%	1
CVS AZ9374POCT TUCSON		1			1
ALLIED PEDIATRICS & FAMILY MEDICINE			1	100%	1
LAB PLUS, LLC			1	100%	1
CAROMONT HEALTH			1	100%	1
DEVLIN MANOR NURSING AND REHABILITATION		1			1
ABRAKIDABRA PEDIATRIC CLINIC LLC			1	100%	1
Tremont Health & Rehabilitation Center		1			1
Medicalodges Neosho			1	100%	1
CARESPOT - OCOEE			1	100%	1
WEST VIRGINIA LABORATORIES			1	100%	1
FLORIDA DEPARTMENT OF HEALTH IN BROWARD COUNTY		1			1
Troy Center for Rehabilitation & Nursing		1			1

COVID-19: testing by laboratory

Data through Apr 2, 2021 verified as of Apr 3, 2021 at 09:25 AM

Data in this report are provisional and subject to change.

The numbers in the table below represent the number of Florida and non-Florida residents for whom test results were received by the Department of Health. A person can be tested by more than one laboratory and can have both positive and negative results. **Therefore, the sum of the numbers in each column will be larger than the total number of people tested.**

Reporting lab	Inconclusive	Negative	Positive	Percent positive	Total
MCCALLIE SCHOOL-STUDENT HEALTH CENTER		1			1
Harris Hill Nursing Facility		1			1
MY INSTADOC - HOWELL URGENT CARE		1			1
LANCASHIRE HALL NURSING AND REHABILITATION CENTER		1			1
Fairhope		1			1
ROAN MOUNTAIN MEDICAL CENTER			1	100%	1
DIGNITY HEALING LLC			1	100%	1
CVS IN6551POCT MOORESVILLE		1			1
MOUNT SINAI MEDICAL CENTER AVENTURA ER			1	100%	1
C V S / PHARMACY #833		1			1
NFRC CLINICAL LAB			1	100%	1
CVS AZ9273POCT TUCSON			1	100%	1
FRESENIUS MEDICAL CARE TRADTION			1	100%	1
BRIDGEWATER AT WATERMAN VILLAGE			1	100%	1
VELOCITY URGENT CARE - LITTLE CREEK			1	100%	1
WEST BOCA MEDICAL CENTER			1	100%	1
WEST FLORIDA MEDICAL CENTER CLINIC			1	100%	1
THE CHILDREN'S HOSPITAL OF PHILADELPHIA		1			1
HABANA HEALTH CARE CENTER			1	100%	1
NORTH SHORE HEMATOLOGY-ONCOLOGY ASSOCI		1			1
SHARON REGIONAL MEDICAL CENTER			1	100%	1
AMERICA'S ER SITE 002 LLC			1	100%	1
LIMA MEMORIAL HOSPITAL			1	100%	1
REFERENCE LABORATORY			1	100%	1
WILLOWBROOKE CT AT LIMA ESTATES		1			1
BLACKBERRY CENTER, THE		1			1
SIGNATURE HEALTHCARE OF BUCKHEAD		1			1
CVS TN5694POCT SODDY DAISY		1			1
CONCENTRA - OCALA		1			1
KISSIMMEE HOME TRAINING		1			1
PATHLAB SERVICES			1	100%	1
PANCARE HEALTH - NORTHSIDE ELEMENTARY			1	100%	1
TILE PHARMACY		1			1
BUFFALO VAMC			1	100%	1
PINEVILLE PHARMACY			1	100%	1
SAINT AGNES HOSPITAL			1	100%	1
ANSWERS RESOURCE FACILITY		1			1
RMC BROOKHOLLOW MED AESTHETICS INC		1			1
SEASONS HOSPICE AND PALLIATIVE CARE OF			1	100%	1
Kroger 805 - The Little Clinic Lewis Center		1			1
HEALTH CHOICES, PLLC		1			1
WVU MEDICINE - WESTON			1	100%	1
ST JOHN'S MEDICAL CENTER, TETON VILLAGE			1	100%	1
MEDPOST URGENT CARE - CIBOLO			1	100%	1
PRINCIPLE DIAGNOSTICS LLC			1	100%	1
SAINT ALPHONSUS REGIONAL MEDICAL CENTER			1	100%	1
Seal Rock Healthcare		1			1

COVID-19: testing by laboratory

Data through Apr 2, 2021 verified as of Apr 3, 2021 at 09:25 AM

Data in this report are provisional and subject to change.

The numbers in the table below represent the number of Florida and non-Florida residents for whom test results were received by the Department of Health. A person can be tested by more than one laboratory and can have both positive and negative results. **Therefore, the sum of the numbers in each column will be larger than the total number of people tested.**

Reporting lab	Inconclusive	Negative	Positive	Percent positive	Total
Kroger 397 - The Little Clinic Frankfort East		1			1
MAHONEY PEDIATRICS PA			1	100%	1
Kroger 395 - The Little Clinic Blanchester		1			1
AMERICAN DRUG TESTING LAB LLC			1	100%	1
Memorial Health Care Center			1	100%	1
BAYSTATE REFERENCE LABORATORY			1	100%	1
BLUFFTON HEALTH CENTER			1	100%	1
Brakeley Park Center		1			1
BMC MAYPORT			1	100%	1
CVS NE8616POCT LINCOLN		1			1
MINNESOTA HERITAGE HOUSE		1			1
BRONSON METHODIST HOSPITAL			1	100%	1
Kroger 086 - The Little Clinic Broomfield-Sheridan		1			1
CONNECTICUT PEDIATRICS @ CHC		1			1
CAREWELL URGENT CARE FITCHBURG			1	100%	1
MINUTECLINIC DIAGNOSTIC OF NH, LLC (CL		1			1
OCALA REGIONAL DIALYSIS- NORTH			1	100%	1
TERRELL URGENT CARE			1	100%	1
YOUR HEALTH PEDIATRICS			1	100%	1
IMMY LABS			1	100%	1
MAYO MEDICAL LABORATORIES			1	100%	1
ASSISTED LIVING AT TREZEVANT		1			1
ARISTACARE AT MANCHESTER		1			1
HEARTLAND OF ZEPHYRHILLS FL, LLC□			1	100%	1
QUALITY CLINICAL LAB LLC			1	100%	1
DIVERSICARE OF BIG SPRINGS		1			1
UW MEDICINE CHU LAB			1	100%	1
PATHOLOGY ASSOCIATES			1	100%	1
MT VIEW			1	100%	1
HATLEY HEALTH CARE, INC		1			1
BROOKDALE FORT WALTON BEACH			1	100%	1
USA Healthcare LTC, LLC - Folsom Center for Rehabilitation & Healthca		1			1
MEDTOWN PHARMACY			1	100%	1
TUNIS STREET GROUP HOME		1			1
ANDERSON REGIONAL MEDICAL CENTER			1	100%	1
Ideal Senior Living Center		1			1
BROCK HUGHES MEDICAL CENTER			1	100%	1
UPMC NORTHWEST HOSPITAL			1	100%	1
ADVOCATE GOOD SAMARITAN			1	100%	1
GEORGETOWN URGENT CARE			1	100%	1
MCR HEALTH MEDICAL EXPRESS			1	100%	1
BAPTIST HOSPITAL EAST			1	100%	1
PULMONARY, CRITICAL CARE AND SLEEP DISORDERS INSTITUTE OF SOUTH FLORID			1	100%	1
WESTCHESTER MEDICAL CENTER ADVANCED		1			1
LABORATORIO BUENA SALUD			1	100%	1
FASTMED URGENT CARE			1	100%	1
FAYETTE MEDICAL CENTER LAB		1			1

COVID-19: testing by laboratory

Data through Apr 2, 2021 verified as of Apr 3, 2021 at 09:25 AM

Data in this report are provisional and subject to change.

The numbers in the table below represent the number of Florida and non-Florida residents for whom test results were received by the Department of Health. A person can be tested by more than one laboratory and can have both positive and negative results. **Therefore, the sum of the numbers in each column will be larger than the total number of people tested.**

Reporting lab	Inconclusive	Negative	Positive	Percent positive	Total
APEX HOME HEALTHCARE			1	100%	1
SAINT JOSEPH'S HOSPITAL AND MEDICAL CENTER		1			1
HORIZON MEDICAL CENTER			1	100%	1
SHANNON CLARK OD, PA			1	100%	1
HARDIN MEMORIAL HOSPITAL - HEARTLAND PATHOLOGY CONSULTANTS			1	100%	1
HOLYCROSS URGENT CARE AND IMAGING CENTER		1			1
OHIOHEALTH URGENT CARE			1	100%	1
LADY OF THE SEA HOSPITAL LAB			1	100%	1
CLEVELAND CLINIC OUTPATIENT LABORATORY			1	100%	1
LIFE CARE CENTER OF GWINNETT		1			1
PUTNAM CO HOSPITAL-D/B/A ASBURY TOWERS		1			1
B2 URGENT CARE			1	100%	1
WALGREENS #06025		1			1
OAKWOOD HOSPITAL - DEARBORN LAB			1	100%	1
Dupage Care Center			1	100%	1
WELLCARE URGENT CARE			1	100%	1
POETS WALK SARASOTA			1	100%	1
Lenbrook		1			1
CVS CA9492POCT YORBA LINDA		1			1
FREEPORT ER DOX URGENT CARE		1			1
PALM SPRINGS GENERAL HOSPITAL			1	100%	1
ELITE MEDICAL LABORATORY SOLUTIONS LLC			1	100%	1
1ST MED DOTHAN			1	100%	1
ADVENTHEALTH DURAND			1	100%	1
OPTIMAL MEDICINE INC		1			1
WELLNOW URGENT CARE-OSWEGO			1	100%	1
ULTIMATE ANALYSIS LABORATORY			1	100%	1
KIDS HEALTH ALLIANCE PA			1	100%	1
UNIVERSITY OF FLORIDA			1	100%	1
FAIRHAVEN		1			1
Birmingham Nursing and Rehabilitation East LLC		1			1
MEDEX CLINIC LLC			1	100%	1
El Paso Health Care Center			1	100%	1
FLORIDA HEALTH CARE MEDICAL GROUP		1			1
WALGREENS #12624		1			1
VISTA DEL SOL MED ASSOC		1			1
Advanced Health Care of St. George		1			1
Bivins Pointe			1	100%	1
DOCTORS MEMORIAL HOSP HOME HEALTH CARE		1			1
HOLLAND COMMUNITY HOSPITAL		1			1
BRIDGEWATER PARK ASSISTED LIVING LLC			1	100%	1
VIP FAMILY PRACTICE			1	100%	1
Quince Nursing and Rehabilitation Center		1			1
RIVERSIDE PEDIATRIC GROUP, INC		1			1
THE NEW JEWISH HOME		1			1
VICTORIA PAIN AND REHABILITATION CENTER			1	100%	1
Sanford Health & Rehabilitation			1	100%	1

COVID-19: testing by laboratory

Data through Apr 2, 2021 verified as of Apr 3, 2021 at 09:25 AM

Data in this report are provisional and subject to change.

The numbers in the table below represent the number of Florida and non-Florida residents for whom test results were received by the Department of Health. A person can be tested by more than one laboratory and can have both positive and negative results. **Therefore, the sum of the numbers in each column will be larger than the total number of people tested.**

Reporting lab	Inconclusive	Negative	Positive	Percent positive	Total
Bethel Lutheran Nursing & Rehabilitation Center		1			1
UHS BINGHAMTON GENERAL			1	100%	1
ATHENA PLASTIC SURGERY		1			1
DEPARTMENT OF HEALTH SERVICES			1	100%	1
SONORAN DESERT PATHOLOGY			1	100%	1
TITUSVILLE TOWERS ASSISTED LIVING		1			1
BATESVILLE - SHERWOOD URGENT CARE			1	100%	1
Woodstock Nursing and Rehabilitation Center		1			1
WATERTOWN URGENT CARE		1			1
LINCOLN COUNTY MEDICAL CENTER		1			1
ORDRS, INC.			1	100%	1
INTERNAL MEDICINE ASSOCIATES		1			1
MEDERI CARETENDERS VS OF SE FL LLC DBA			1	100%	1
PEDIATRIC URGENT CARE CENTR OF FORT WORTH-LA GRAN			1	100%	1
CVS IL2297652CV CHICAGO		1			1
NEW YORK CITY DEPARTMENT OF HEALTH			1	100%	1
SAN JOSE CLINIC		1			1
Kroger 531 - The Little Clinic Waterville		1			1
BETHESDA HEALTH PHYSICIANS GROUP		1			1
LOUNDY		1			1
Eagle Point Health Care Center		1			1
GOSHEN HOSPITAL			1	100%	1
PUBLIX PHARMACY #0332		1			1
Maple Lane Nursing Home		1			1
SANITAS RESEARCH LLC			1	100%	1
MONMOUTH MEDICALC ENTER		1			1
Arlington Health and Rehabilitation		1			1
ALL AMERICAN FAMILY AND GERIATRIC CARE			1	100%	1
SISTERS MISSION			1	100%	1
Total	98,943	18,273,153	2,680,106	13%	21,052,202