

COVID-19: summary of cases and monitoring

Data through Apr 3, 2021 verified as of Apr 4, 2021 at 09:25 AM

Data in this report are provisional and subject to change.

Cases: people with positive PCR or antigen test result		Cases: people with positive PCR or antigen test result	
Total cases		Risk factors for Florida residents	
Florida residents	2,042,881	Traveled	16,366
Non-Florida residents	38,945	Contact with a known case	805,372
Type of testing		Traveled and contact with a known case	22,341
Florida residents	2,042,881	Neither	1,198,802
Positive by BPHL/CDC	74,636	No travel and no contact	242,732
Positive by commercial/hospital lab	1,968,245	Travel is unknown	685,223
PCR positive	1,644,687	Contact is unknown	452,254
Antigen positive	398,194	Contact is pending	437,172
Non-Florida residents	38,945	Travel can be unknown and contact can be unknown or pending for the same case, these numbers will sum to more than the "neither" total.	
Positive by BPHL/CDC	920		
Positive by commercial/hospital lab	38,025		
PCR positive	26,610		
Antigen positive	12,335		
Characteristics			
Florida residents hospitalized	85,748		
Florida resident deaths	33,674		
Non-Florida resident deaths	654		
Hospitalized counts include anyone who was hospitalized at some point during their illness. It does not reflect the number of people currently hospitalized.			
More information on deaths identified through death certificate data is available on the National Center for Health Statistics website at www.cdc.gov/nchs/nvss/vsrr/COVID19/index.htm .			

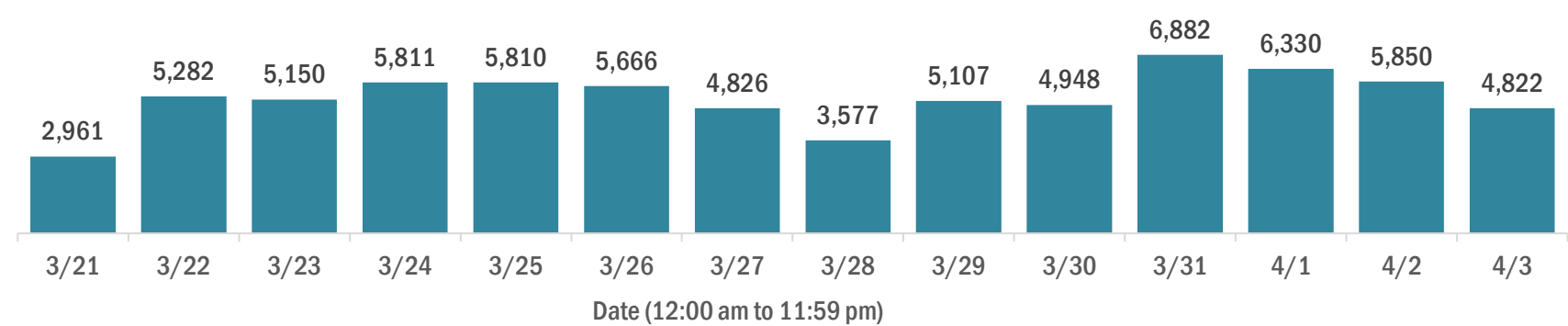
COVID-19: summary of laboratory testing

Data through Apr 3, 2021 verified as of Apr 4, 2021 at 09:25 AM

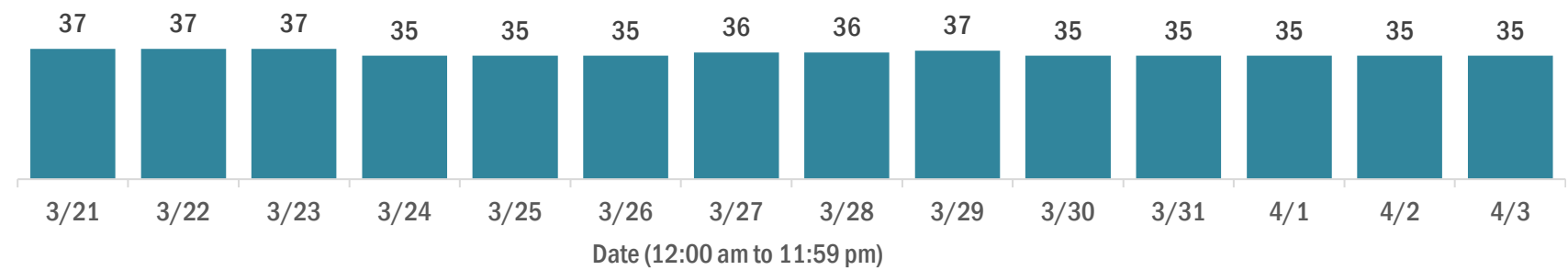
Data in this report are provisional and subject to change.

Cases in Florida residents per day for the past 2 weeks

Number of cases per day



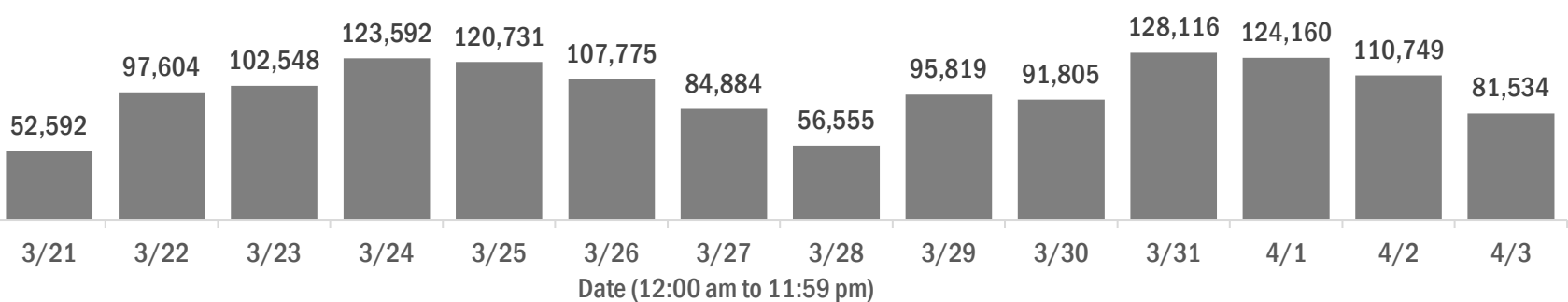
Median age of cases by day



Laboratory testing for Florida residents over the past 2 weeks

Number of Florida residents tested per day

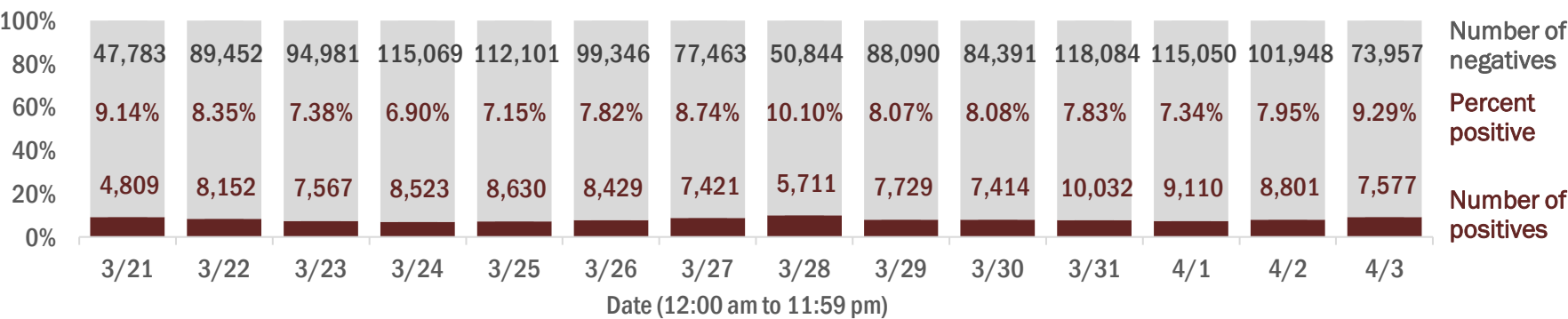
These counts include the number of people for whom the Department received PCR or antigen laboratory results by day. People tested on multiple days will be included for each day a new result was received. A person is only counted once for each day they are tested, regardless of whether multiple specimens are tested or multiple results are received.



Number and percent of Florida residents with positive test results

The percent of positive results ranged from 6.90% to 10.10% over the past 2 weeks and was 9.29% yesterday.

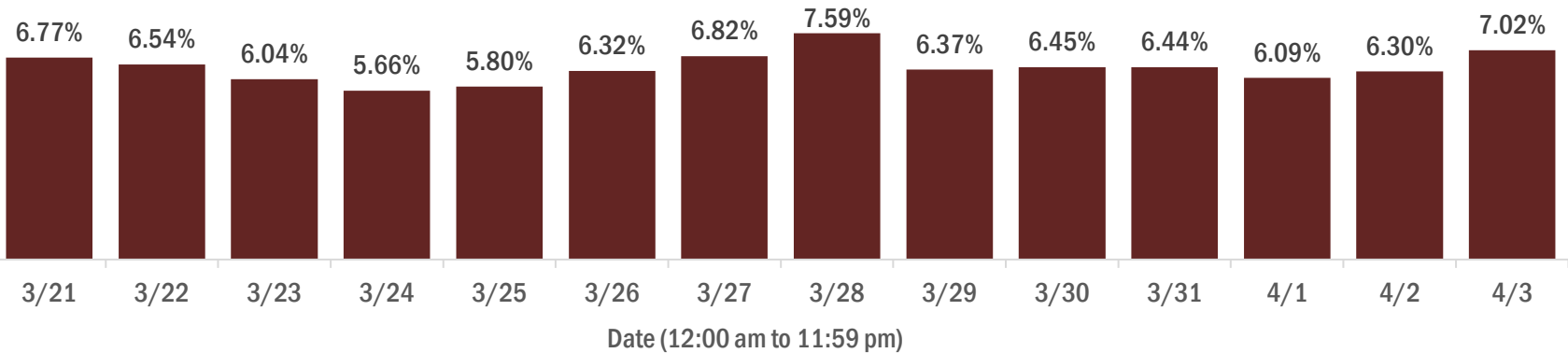
These counts include the number of people for whom the Department received PCR or antigen laboratory results by day. People tested on multiple days will be included for each day a new result was received. A person is only counted once for each day they are tested, regardless of whether multiple specimens are tested or multiple results are received. If a person has a positive specimen and a negative specimen in the same day, only the positive result is counted.



Percent positivity for new cases in Florida residents

The percent of positive results ranged from 5.66% to 7.59% over the past 2 weeks and was 7.02% yesterday.

This percent is the number of people who test PCR- or antigen-positive for the first time divided by all the people tested that day, excluding people who have previously tested positive.



COVID-19: characteristics of 2,042,881 Florida resident cases

Data through Apr 3, 2021 verified as of Apr 4, 2021 at 09:25 AM

Data in this report are provisional and subject to change.

Age group	Cases		Hospitalizations		Deaths	
0-4 years	41,709	<div><div></div></div> 2%	569	<div><div></div></div> 1%	1	0%
5-14 years	130,077	<div><div></div></div> 6%	556	<div><div></div></div> 1%	5	0%
15-24 years	316,264	<div><div></div></div> 15%	2,144	<div><div></div></div> 3%	44	0%
25-34 years	356,158	<div><div></div></div> 17%	4,185	<div><div></div></div> 5%	182	1%
35-44 years	317,158	<div><div></div></div> 16%	6,263	<div><div></div></div> 7%	515	2%
45-54 years	311,053	<div><div></div></div> 15%	9,680	<div><div></div></div> 11%	1,301	4%
55-64 years	268,937	<div><div></div></div> 13%	14,625	<div><div></div></div> 17%	3,645	11%
65-74 years	165,854	<div><div></div></div> 8%	17,912	<div><div></div></div> 21%	7,140	21%
75-84 years	91,503	<div><div></div></div> 4%	17,854	<div><div></div></div> 21%	10,239	30%
85+ years	42,884	<div><div></div></div> 2%	11,951	<div><div></div></div> 14%	10,602	31%
Unknown	1,284	<div><div></div></div> 0%	9	<div><div></div></div> 0%	0	0%
Total	2,042,881		85,748		33,674	

Gender	Cases	
Female	1,067,856	<div><div></div></div> 52%
Male	959,298	<div><div></div></div> 47%
Unknown	15,727	<div><div></div></div> 1%
Total	2,042,881	

Ethnicity	Cases		Hospitalizations		Deaths	
Hispanic	656,411	<div><div></div></div> 32%	21,812	<div><div></div></div> 25%	7,855	<div><div></div></div> 23%
Non-Hispanic	990,913	<div><div></div></div> 49%	59,885	<div><div></div></div> 70%	23,622	<div><div></div></div> 70%
Unknown	395,557	<div><div></div></div> 19%	4,051	<div><div></div></div> 5%	2,197	<div><div></div></div> 7%
Total	2,042,881		85,748		33,674	

Race and ethnicity	Cases		Hospitalizations		Deaths	
White	1,157,457	<div><div></div></div> 57%	56,206	<div><div></div></div> 66%	24,710	<div><div></div></div> 73%
Hispanic	438,471	<div><div></div></div> 21%	15,619	<div><div></div></div> 18%	6,298	<div><div></div></div> 19%
Non-Hispanic	633,289	<div><div></div></div> 31%	38,902	<div><div></div></div> 45%	17,303	<div><div></div></div> 51%
Unknown	85,697	<div><div></div></div> 4%	1,685	<div><div></div></div> 2%	1,109	<div><div></div></div> 3%
Black	269,082	<div><div></div></div> 13%	17,800	<div><div></div></div> 21%	5,377	<div><div></div></div> 16%
Hispanic	15,883	<div><div></div></div> 1%	758	<div><div></div></div> 1%	225	<div><div></div></div> 1%
Non-Hispanic	231,604	<div><div></div></div> 11%	16,681	<div><div></div></div> 19%	4,972	<div><div></div></div> 15%
Unknown	21,595	<div><div></div></div> 1%	361	<div><div></div></div> 0%	180	<div><div></div></div> 1%
Other race	311,753	<div><div></div></div> 15%	9,417	<div><div></div></div> 11%	2,625	<div><div></div></div> 8%
Hispanic	156,679	<div><div></div></div> 8%	4,956	<div><div></div></div> 6%	1,161	<div><div></div></div> 3%
Non-Hispanic	106,780	<div><div></div></div> 5%	4,031	<div><div></div></div> 5%	1,239	<div><div></div></div> 4%
Unknown	48,294	<div><div></div></div> 2%	430	<div><div></div></div> 1%	225	<div><div></div></div> 1%
Unknown race	304,589	<div><div></div></div> 15%	2,325	<div><div></div></div> 3%	962	<div><div></div></div> 3%
Hispanic	45,378	<div><div></div></div> 2%	479	<div><div></div></div> 1%	171	<div><div></div></div> 1%
Non-Hispanic	19,240	<div><div></div></div> 1%	271	<div><div></div></div> 0%	108	<div><div></div></div> 0%
Unknown	239,971	<div><div></div></div> 12%	1,575	<div><div></div></div> 2%	683	<div><div></div></div> 2%
Total	2,042,881		85,748		33,674	

Hospitalization counts include anyone who was hospitalized at some point during their illness. It does not reflect the number of people currently hospitalized. **Other race** includes any person with a race of American Indian/Alaskan native, Asian, native Hawaiian/Pacific Islander, or other.

COVID-19: deaths in Florida residents and staff of long-term care facilities

Data through Apr 3, 2021 verified as of Apr 4, 2021 at 09:25 AM

Data in this report are provisional and subject to change.

For current cases in residents or staff of long-term care facilities, please visit: <https://floridahealthcovid19.gov/>

CountyDeaths				CountyDeaths				CountyDeaths			
Palm Beach	1059	<div></div>	10%	Okaloosa	162	<div></div>	1%	Madison	20	<div></div>	0%
Dade	1004	<div></div>	9%	Hernando	158	<div></div>	1%	Calhoun	17	<div></div>	0%
Pinellas	891	<div></div>	8%	Osceola	142	<div></div>	1%	Flagler	17	<div></div>	0%
Broward	665	<div></div>	6%	Charlotte	134	<div></div>	1%	Gulf	17	<div></div>	0%
Hillsborough	567	<div></div>	5%	Clay	119	<div></div>	1%	Wakulla	16	<div></div>	0%
Duval	433	<div></div>	4%	Indian River	118	<div></div>	1%	Bradford	14	<div></div>	0%
Polk	430	<div></div>	4%	Leon	98	<div></div>	1%	Washington	13	<div></div>	0%
Brevard	397	<div></div>	4%	Bay	89	<div></div>	1%	Baker	12	<div></div>	0%
Sarasota	394	<div></div>	4%	Jackson	88	<div></div>	1%	Jefferson	11	<div></div>	0%
Orange	393	<div></div>	4%	St. Johns	86	<div></div>	1%	Holmes	10	<div></div>	0%
Lee	341	<div></div>	3%	Highlands	85	<div></div>	1%	Franklin	9	<div></div>	0%
Marion	325	<div></div>	3%	Santa Rosa	81	<div></div>	1%	Gadsden	9	<div></div>	0%
Volusia	290	<div></div>	3%	Alachua	77	<div></div>	1%	Lafayette	8	<div></div>	0%
Escambia	280	<div></div>	3%	Suwannee	59	<div></div>	1%	Levy	7	<div></div>	0%
St. Lucie	242	<div></div>	2%	Columbia	51	<div></div>	0%	Desoto	6	<div></div>	0%
Seminole	232	<div></div>	2%	Sumter	45	<div></div>	0%	Monroe	5	<div></div>	0%
Lake	228	<div></div>	2%	Putnam	39	<div></div>	0%	Dixie	4	<div></div>	0%
Pasco	222	<div></div>	2%	Nassau	34	<div></div>	0%	Taylor	3	<div></div>	0%
Collier	192	<div></div>	2%	Hendry	29	<div></div>	0%	Hardee	2	<div></div>	0%
Manatee	192	<div></div>	2%	Walton	29	<div></div>	0%	Hamilton	1	<div></div>	0%
Citrus	179	<div></div>	2%	Okeechobee	24	<div></div>	0%	Liberty	1	<div></div>	0%
Martin	170	<div></div>	2%	Gilchrist	20	<div></div>	0%	Total	11,095		

Note: cases are summarized by the county of usual residence. Residents and staff may be cases associated with facilities that are not in their county of usual residence, resulting in cases being included below for counties that do not have facilities with known cases.

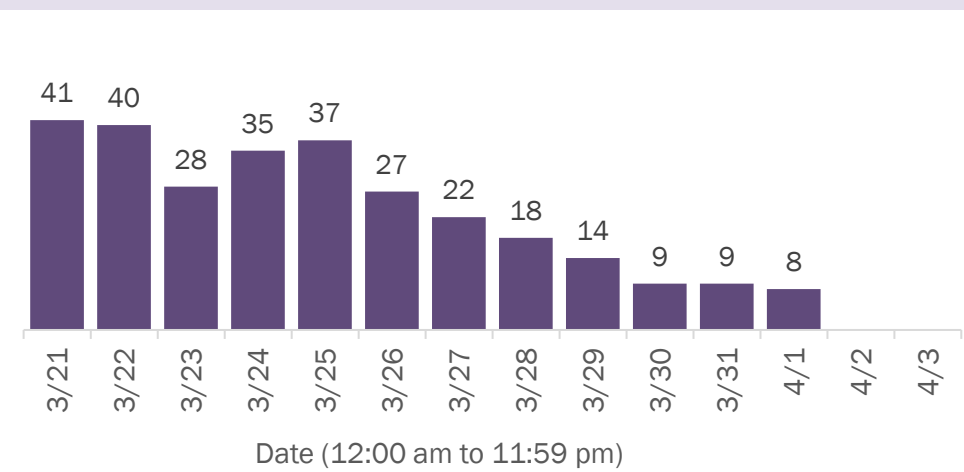
COVID-19: cases in Florida residents who have died

Data through Apr 3, 2021 verified as of Apr 4, 2021 at 09:25 AM

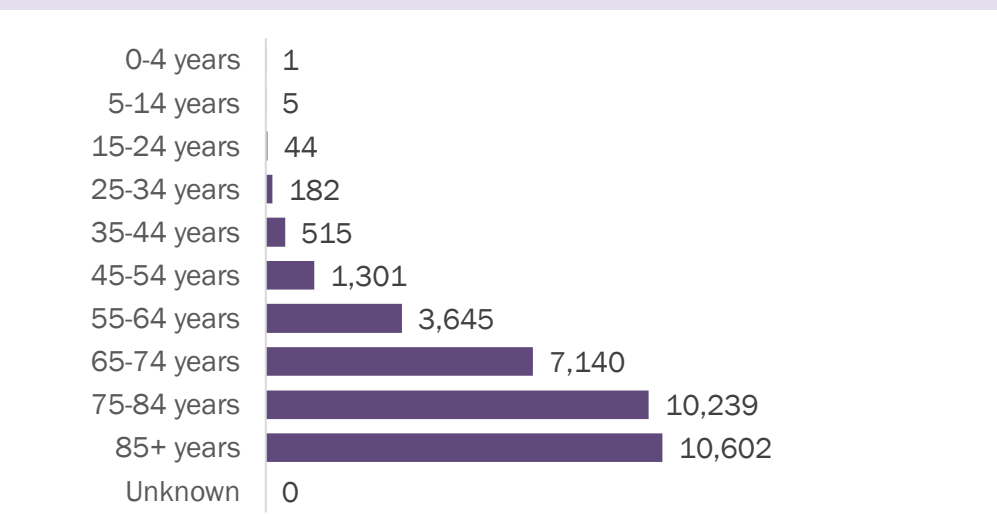
Data in this report are provisional and subject to change.

Demographics for all identified COVID-19 deaths: 33,674

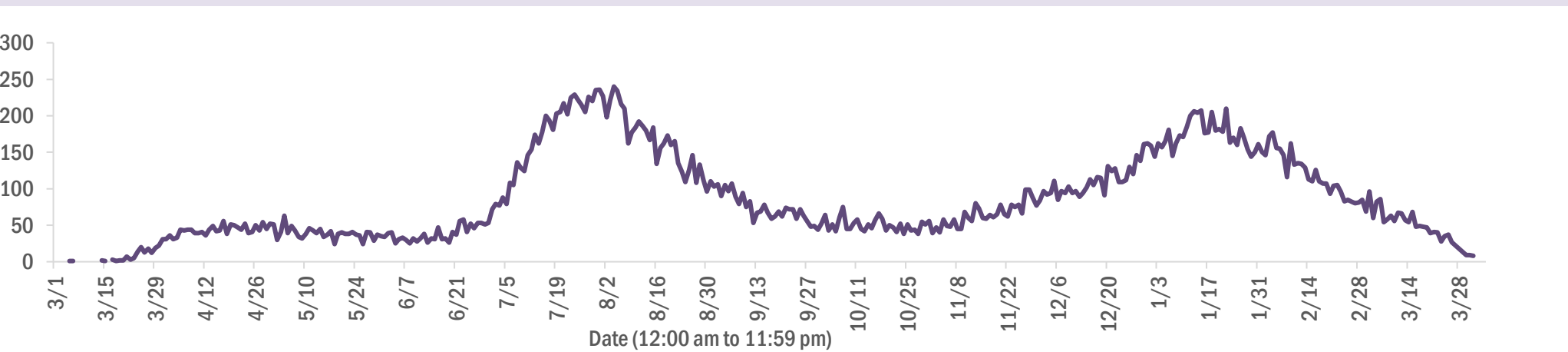
Deaths by date of death for the past 2 weeks



Deaths by age group



Deaths by date of death since March 2020



Age group	Deaths	Cases	Case fatality rate	Mortality rate per 100,000 population
0-4 years	1	41,709	0.0%	0.1
5-14 years	5	130,077	0.0%	0.2
15-24 years	44	316,264	0.0%	1.8
25-34 years	182	356,158	0.1%	6.4
35-44 years	515	317,158	0.2%	19.7
45-54 years	1,301	311,053	0.4%	46.7
55-64 years	3,645	268,937	1.4%	126.0
65-74 years	7,140	165,854	4.3%	294.2
75-84 years	10,239	91,503	11.2%	729.1
85+ years	10,602	42,884	24.7%	1835.7
Unknown	0	1,284	0.0%	
Total	33,674	2,042,881	1.6%	155.9

Gender	Deaths	Cases	Case fatality rate	Mortality rate per 100,000 population
Female	14,785	1,067,856	1.4%	133.9
Male	18,887	959,298	2.0%	178.9
Unknown	2	15,727	0.0%	
Total	33,674	2,042,881	1.6%	155.9

Race	Deaths	Cases	Case fatality rate	Mortality rate per 100,000 population
White	24,710	1,157,457	2.1%	148.0
Other	2,625	311,753	0.8%	211.0
Black	5,377	269,082	2.0%	147.0
Unknown	962	304,589	0.3%	
Total	33,674	2,042,881	1.6%	155.9

Ethnicity	Deaths	Cases	Case fatality rate	Mortality rate per 100,000 population
Hispanic	7,855	656,411	1.2%	138.3
Non-Hispanic	23,622	990,913	2.4%	148.4
Unknown	2,197	395,557	0.6%	
Total	33,674	2,042,881	1.6%	155.9

COVID-19: characteristics of 2,042,881 cases

Data through Apr 3, 2021 verified as of Apr 4, 2021 at 09:25 AM

Data in this report are provisional and subject to change.

Tables below include cases in Florida residents and non-Florida residents.

All 67 Florida counties have cases:

County	FL resident cases		Non-FL resident cases	Total cases	FL resident deaths	FL death rate
Dade	445,345	<div></div> 22%	5,674	451,019	5,917	1.3%
Broward	215,208	<div></div> 11%	2,572	217,780	2,701	1.3%
Palm Beach	130,904	<div></div> 6%	2,382	133,286	2,661	2.0%
Orange	123,550	<div></div> 6%	1,864	125,414	1,190	1.0%
Hillsborough	122,431	<div></div> 6%	1,048	123,479	1,619	1.3%
Duval	91,572	<div></div> 4%	1,525	93,097	1,313	1.4%
Pinellas	71,490	<div></div> 3%	1,800	73,290	1,557	2.2%
Lee	61,348	<div></div> 3%	2,164	63,512	923	1.5%
Polk	61,441	<div></div> 3%	447	61,888	1,267	2.1%
Osceola	39,431	<div></div> 2%	690	40,121	487	1.2%
Volusia	38,264	<div></div> 2%	675	38,939	726	1.9%
Brevard	37,002	<div></div> 2%	658	37,660	814	2.2%
Pasco	36,586	<div></div> 2%	320	36,906	697	1.9%
Manatee	34,440	<div></div> 2%	809	35,249	635	1.8%
Escambia	31,347	<div></div> 2%	3,622	34,969	669	2.1%
Collier	31,694	<div></div> 2%	1,233	32,927	505	1.6%
Seminole	30,261	<div></div> 1%	234	30,495	468	1.5%
Leon	29,544	<div></div> 1%	886	30,430	306	1.0%
Sarasota	28,312	<div></div> 1%	1,454	29,766	791	2.8%
Marion	29,116	<div></div> 1%	144	29,260	926	3.2%
Lake	26,529	<div></div> 1%	454	26,983	610	2.3%
St. Lucie	24,081	<div></div> 1%	175	24,256	594	2.5%
Alachua	23,313	<div></div> 1%	275	23,588	259	1.1%
St. Johns	21,042	<div></div> 1%	295	21,337	203	1.0%
Okaloosa	19,599	<div></div> 1%	210	19,809	353	1.8%
Bay	18,709	<div></div> 1%	760	19,469	375	2.0%
Santa Rosa	17,580	<div></div> 1%	229	17,809	278	1.6%
Clay	17,415	<div></div> 1%	47	17,462	329	1.9%
Hernando	12,477	<div></div> 1%	94	12,571	443	3.6%
Indian River	11,706	<div></div> 1%	103	11,809	283	2.4%
Charlotte	11,565	<div></div> 1%	201	11,766	392	3.4%
Martin	11,281	<div></div> 1%	212	11,493	309	2.7%
Citrus	10,313	<div></div> 1%	91	10,404	433	4.2%
Sumter	8,765	<div></div> 0%	103	8,868	261	3.0%
Nassau	7,565	<div></div> 0%	433	7,998	120	1.6%

County	FL resident cases		Non-FL resident cases	Total cases	FL resident deaths	FL death rate
Columbia	7,847	<div></div> 0%	37	7,884	163	2.1%
Highlands	7,667	<div></div> 0%	88	7,755	322	4.2%
Walton	6,588	<div></div> 0%	782	7,370	83	1.3%
Flagler	6,671	<div></div> 0%	92	6,763	99	1.5%
Monroe	6,150	<div></div> 0%	373	6,523	49	0.8%
Jackson	6,009	<div></div> 0%	65	6,074	155	2.6%
Putnam	6,050	<div></div> 0%	20	6,070	135	2.2%
Gadsden	5,528	<div></div> 0%	16	5,544	90	1.6%
Suwannee	5,198	<div></div> 0%	28	5,226	135	2.6%
Hendry	4,464	<div></div> 0%	18	4,482	77	1.7%
Desoto	4,078	<div></div> 0%	25	4,103	86	2.1%
Okeechobee	3,722	<div></div> 0%	51	3,773	86	2.3%
Unknown	369	<div></div> 0%	3,209	3,578	0	0.0%
Baker	3,360	<div></div> 0%	15	3,375	61	1.8%
Wakulla	3,249	<div></div> 0%	12	3,261	55	1.7%
Levy	3,133	<div></div> 0%	8	3,141	44	1.4%
Bradford	2,912	<div></div> 0%	13	2,925	55	1.9%
Hardee	2,908	<div></div> 0%	14	2,922	39	1.3%
Taylor	2,690	<div></div> 0%	5	2,695	45	1.7%
Washington	2,658	<div></div> 0%	20	2,678	50	1.9%
Holmes	2,184	<div></div> 0%	32	2,216	47	2.2%
Madison	2,008	<div></div> 0%	26	2,034	44	2.2%
Gulf	1,897	<div></div> 0%	23	1,920	42	2.2%
Union	1,776	<div></div> 0%	1	1,777	71	4.0%
Calhoun	1,660	<div></div> 0%	3	1,663	42	2.5%
Lafayette	1,606	<div></div> 0%	0	1,606	25	1.6%
Hamilton	1,574	<div></div> 0%	19	1,593	23	1.5%
Dixie	1,553	<div></div> 0%	3	1,556	22	1.4%
Gilchrist	1,495	<div></div> 0%	4	1,499	38	2.5%
Jefferson	1,411	<div></div> 0%	22	1,433	25	1.8%
Franklin	1,263	<div></div> 0%	33	1,296	17	1.3%
Liberty	1,055	<div></div> 0%	1	1,056	16	1.5%
Glades	922	<div></div> 0%	4	926	19	2.1%
Total	2,042,881		38,945	2,081,826	33,674	1.6%

COVID-19: characteristics of 2,042,881 Florida resident cases

Data through Apr 3, 2021 verified as of Apr 4, 2021 at 09:25 AM

Data in this report are provisional and subject to change.

The table below includes the cities and counties of residence for cases in Florida residents based on the patient's ZIP Code. Note that city is not always received as part of the initial notification and may be missing while the case is being investigated.

City and county	Cases
Miami, Dade	258,002
Orlando, Orange	91,249
Jacksonville, Duval	86,051
Tampa, Hillsborough	71,294
Hialeah, Dade	62,657
Fort Lauderdale, Broward	45,829
Hollywood, Broward	40,952
West Palm Beach, Palm Beach	31,834
Kissimmee, Osceola	30,369
Tallahassee, Leon	28,524
Homestead, Dade	27,264
Naples, Collier	26,781
Saint Petersburg, Pinellas	26,257
Pensacola, Escambia	26,083
Fort Myers, Lee	23,827
Bradenton, Manatee	22,481
Boca Raton, Palm Beach	22,412
Ocala, Marion	21,424
Lakeland, Polk	21,391
Pompano Beach, Broward	20,486
Gainesville, Alachua	18,570
Sarasota, Sarasota	17,534
Port Saint Lucie, St. Lucie	16,009
Lake Worth, Palm Beach	15,827
Cape Coral, Lee	15,558
Miami Beach, Dade	14,461
Miramar, Broward	13,979
Clearwater, Pinellas	13,959
Boynton Beach, Palm Beach	12,729
Coral Springs, Broward	12,581
Doral, Dade	12,446
Panama City, Bay	11,896
Miami Gardens, Dade	11,867
Saint Augustine, St. Johns	11,275
Melbourne, Brevard	10,592
Winter Haven, Polk	10,296
Lehigh Acres, Lee	9,916
Delray Beach, Palm Beach	9,842
Davie, Broward	9,586
Riverview, Hillsborough	9,379
Vero Beach, Indian River	9,012
Palm Bay, Brevard	8,587
Milton, Santa Rosa	8,490
Sunrise, Broward	8,490
New Port Richey, Pasco	8,466
Fort Pierce, St. Lucie	7,912
Coral Gables, Dade	7,874
Saint Cloud, Osceola	7,851
Largo, Pinellas	7,779
Daytona Beach, Volusia	7,706
Apopka, Orange	7,646
Plantation, Broward	7,506
Spring Hill, Hernando	7,435
North Miami Beach, Dade	7,295
Lake City, Columbia	7,138
Clermont, Lake	7,103
Davenport, Polk	7,100
Orange Park, Clay	7,087
Brandon, Hillsborough	7,055

COVID-19: characteristics of 2,042,881 Florida resident cases

Data through Apr 3, 2021 verified as of Apr 4, 2021 at 09:25 AM

Data in this report are provisional and subject to change.

The table below includes the cities and counties of residence for cases in Florida residents based on the patient's ZIP Code. Note that city is not always received as part of the initial notification and may be missing while the case is being investigated.

City and county	Cases
Weston, Broward	6,777
Sanford, Seminole	6,761
Jupiter, Palm Beach	6,726
Deltona, Volusia	6,645
Plant City, Hillsborough	6,572
Deerfield Beach, Broward	6,278
Winter Garden, Orange	6,110
Tamarac, Broward	5,773
Port Charlotte, Charlotte	5,651
Palm Coast, Flagler	5,608
Fort Walton Beach, Okaloosa	5,423
Wesley Chapel, Pasco	5,376
Coconut Creek, Broward	5,354
Stuart, Martin	5,324
Margate, Broward	5,256
Crestview, Okaloosa	5,230
Palm Beach Gardens, Palm Beach	5,220
Land O Lakes, Pasco	5,127
Deland, Volusia	5,092
Winter Park, Orange	5,048
Palm Harbor, Pinellas	5,008
Wellington, Palm Beach	4,952
Oviedo, Seminole	4,942
Palmetto, Manatee	4,919
Altamonte Springs, Seminole	4,589
Lutz, Hillsborough	4,570
Miami Lakes, Dade	4,531
Opa Locka, Dade	4,512
Port Orange, Volusia	4,497
Brooksville, Hernando	4,338
Haines City, Polk	4,334
Valrico, Hillsborough	4,325
Middleburg, Clay	4,297
Venice, Sarasota	4,246
North Port, Sarasota	4,243
Hallandale, Broward	4,237
Punta Gorda, Charlotte	4,192
Pembroke Pines, Broward	4,181
The Villages, Sumter	4,155
Ocoee, Orange	4,112
Sebring, Highlands	4,111
Leesburg, Lake	4,098
Live Oak, Suwannee	4,031
Arcadia, Desoto	3,971
Saint Johns, St. Johns	3,968
Ormond Beach, Volusia	3,904
Seminole, Pinellas	3,903
Zephyrhills, Pasco	3,890
Bonita Springs, Lee	3,887
Okeechobee, Okeechobee	3,709
Pinellas Park, Pinellas	3,677
Navarre, Santa Rosa	3,674
Windermere, Orange	3,593
North Lauderdale, Broward	3,560
Longwood, Seminole	3,558
North Miami, Dade	3,533
Immokalee, Collier	3,492
Ruskin, Hillsborough	3,471
Cocoa, Brevard	3,438

COVID-19: characteristics of 2,042,881 Florida resident cases

Data through Apr 3, 2021 verified as of Apr 4, 2021 at 09:25 AM

Data in this report are provisional and subject to change.

The table below includes the cities and counties of residence for cases in Florida residents based on the patient's ZIP Code. Note that city is not always received as part of the initial notification and may be missing while the case is being investigated.

City and county	Cases
Gulf Breeze, Santa Rosa	3,306
Niceville, Okaloosa	3,269
Cantonment, Escambia	3,149
Casselberry, Seminole	3,128
Lake Worth Beach, Palm Beach	3,101
Key West, Monroe	3,065
Panama City Beach, Bay	3,043
Jacksonville Beach, Duval	3,032
Titusville, Brevard	3,017
Port Richey, Pasco	3,001
Hudson, Pasco	2,961
Quincy, Gadsden	2,953
Dade City, Pasco	2,935
Crawfordville, Wakulla	2,914
North Fort Myers, Lee	2,878
Oakland Park, Broward	2,870
Winter Springs, Seminole	2,870
Bartow, Polk	2,858
Aventura, Dade	2,802
Palatka, Putnam	2,799
Lake Mary, Seminole	2,794
Cutler Ridge, Dade	2,757
Fernandina Beach, Nassau	2,740
New Smyrna Beach, Volusia	2,738
Kissimmee, Polk	2,725
Green Cove Springs, Clay	2,718
Auburndale, Polk	2,706
Merritt Island, Brevard	2,686
Ponte Vedra Beach, St. Johns	2,638
Lake Wales, Polk	2,636
Tarpon Springs, Pinellas	2,587
Perry, Taylor	2,523
Parkland, Broward	2,485
Lynn Haven, Bay	2,470
Inverness, Citrus	2,469
Belle Glade, Palm Beach	2,451
Marianna, Jackson	2,403
Eustis, Lake	2,374
Wimauma, Hillsborough	2,372
Loxahatchee, Palm Beach	2,351
Cooper City, Broward	2,341
Royal Palm Beach, Palm Beach	2,325
Clewiston, Hendry	2,325
Dunedin, Pinellas	2,324
Estero, Lee	2,306
Fleming Island, Clay	2,305
Santa Rosa Beach, Walton	2,297
Holiday, Pasco	2,255
Sarasota, Manatee	2,166
Key Biscayne, Dade	2,136
Rockledge, Brevard	2,126
Parrish, Manatee	2,126
Defuniak Springs, Walton	2,089
Odessa, Hillsborough	2,077
Chipley, Washington	2,068
Palm City, Martin	2,027
Riviera Beach, Palm Beach	2,025
Mount Dora, Lake	2,015
Destin, Okaloosa	2,006

COVID-19: characteristics of 2,042,881 Florida resident cases

Data through Apr 3, 2021 verified as of Apr 4, 2021 at 09:25 AM

Data in this report are provisional and subject to change.

The table below includes the cities and counties of residence for cases in Florida residents based on the patient's ZIP Code. Note that city is not always received as part of the initial notification and may be missing while the case is being investigated.

City and county	Cases
Labelle, Hendry	1,996
Starke, Bradford	1,971
Avon Park, Highlands	1,966
Mulberry, Polk	1,955
Seffner, Hillsborough	1,948
Tavares, Lake	1,906
Summerfield, Marion	1,829
Groveland, Lake	1,824
Lithia, Hillsborough	1,813
Yulee, Nassau	1,805
Pinecrest, Dade	1,801
Maitland, Orange	1,780
Orange City, Volusia	1,747
Wauchula, Hardee	1,702
Sebastian, Indian River	1,657
Macclenny, Baker	1,647
Palmetto Bay, Dade	1,634
Lady Lake, Lake	1,612
Callahan, Nassau	1,610
Missing, Dade	1,583
Ponte Vedra, St. Johns	1,582
Homosassa, Citrus	1,582
Dania, Broward	1,578
Mayo, Lafayette	1,577
Carol City, Dade	1,574
Bonifay, Holmes	1,559
Coconut Grove, Dade	1,557
Crystal River, Citrus	1,549
Crossings, Dade	1,484
Lake Placid, Highlands	1,458
Oldsmar, Pinellas	1,452
Gibsonton, Hillsborough	1,452
Edgewater, Volusia	1,445
Hobe Sound, Martin	1,439
Pace, Santa Rosa	1,432
Florida City, Dade	1,422
Apollo Beach, Hillsborough	1,413
Dover, Hillsborough	1,409
Sun City Center, Hillsborough	1,400
Lake Butler, Union	1,377
Debary, Volusia	1,368
Atlantic Beach, Duval	1,360
Dunnellon, Marion	1,343
Palm Springs, Palm Beach	1,338
Madison, Madison	1,332
Biscayne Park, Dade	1,307
Monticello, Jefferson	1,291
Bellevue, Marion	1,277
Alachua, Alachua	1,276
North Palm Beach, Palm Beach	1,256
Indiantown, Martin	1,246
Lantana, Palm Beach	1,234
Graceville, Jackson	1,232
South Miami, Dade	1,188
Century, Escambia	1,173
Safety Harbor, Pinellas	1,171
Newberry, Alachua	1,143
Lecanto, Citrus	1,141
Williston, Levy	1,137

COVID-19: characteristics of 2,042,881 Florida resident cases

Data through Apr 3, 2021 verified as of Apr 4, 2021 at 09:25 AM

Data in this report are provisional and subject to change.

The table below includes the cities and counties of residence for cases in Florida residents based on the patient's ZIP Code. Note that city is not always received as part of the initial notification and may be missing while the case is being investigated.

City and county	Cases
Ellenton, Manatee	1,121
Jensen Beach, Martin	1,121
El Portal, Dade	1,097
Beverly Hills, Citrus	1,091
Lauderhill, Broward	1,088
Satellite Beach, Brevard	1,088
Havana, Gadsden	1,087
Hilliard, Nassau	1,063
Freeport, Walton	1,060
Blountstown, Calhoun	1,042
Wilton Manors, Broward	1,028
Jasper, Hamilton	1,026
Wildwood, Sumter	1,024
Trenton, Gilchrist	1,020
Englewood, Charlotte	1,018
Nokomis, Sarasota	995
Key Largo, Monroe	985
Wewahitchka, Gulf	973
Frostproof, Polk	961
Hernando, Citrus	960
Bushnell, Sumter	956
Keystone Heights, Clay	955
Sanderson, Baker	948
Mary Esther, Okaloosa	931
Fellsmere, Indian River	929
Lauderdale Lakes, Broward	926
Polk City, Polk	922
Medley, Dade	916
Dunnellon, Citrus	914
Everglades National Park, Dade	906
Fisher Island, Dade	904
Port Saint Joe, Gulf	893
Shalimar, Okaloosa	889
Moore Haven, Glades	863
Coleman, Sumter	844
Marco Island, Collier	839
Cocoa Beach, Brevard	826
Cross City, Dixie	817
Bristol, Liberty	816
Pahokee, Palm Beach	816
South Bay, Palm Beach	812
Chiefland, Levy	806
Minneola, Lake	802
Trinity, Pasco	790
Fort Meade, Polk	785
High Springs, Alachua	783
Sorrento, Lake	782
Spring Hill, Pasco	766
Fruitland Park, Lake	760
Glen Saint Mary, Baker	760
Indialantic, Brevard	759
Englewood, Sarasota	757
Thonotosassa, Hillsborough	755
Marathon, Monroe	735
Chattahoochee, Gadsden	727
Southwest Ranches, Broward	726
Crescent City, Putnam	719
Miramar Beach, Walton	713
Interlachen, Putnam	704

COVID-19: characteristics of 2,042,881 Florida resident cases

Data through Apr 3, 2021 verified as of Apr 4, 2021 at 09:25 AM

Data in this report are provisional and subject to change.

The table below includes the cities and counties of residence for cases in Florida residents based on the patient's ZIP Code. Note that city is not always received as part of the initial notification and may be missing while the case is being investigated.

City and county	Cases
Olympia Heights, Dade	704
Uleta, Dade	701
Umatilla, Lake	700
Fort Myers Beach, Lee	696
Coral, Dade	679
Old Town, Dixie	677
Bowling Green, Hardee	676
Lake Alfred, Polk	675
West Melbourne, Brevard	672
Lawtey, Bradford	667
Jacksonville, St. Johns	664
Fort White, Columbia	647
Neptune Beach, Duval	642
Weeki Wachee, Hernando	632
Silver Springs, Marion	631
South Daytona, Volusia	612
Baker, Okaloosa	595
Belle Isle, Orange	593
Palm Beach, Palm Beach	591
Surfside, Dade	589
Bronson, Levy	588
Clearwater Beach, Pinellas	581
Gulfport, Pinellas	574
Bunnell, Flagler	573
Sneads, Jackson	554
Jay, Santa Rosa	544
Mascotte, Lake	529
Carrabelle, Franklin	525
Rotunda West, Charlotte	524
Hawthorne, Alachua	509
Oxford, Sumter	507
Oakland, Orange	498
Sweetwater, Dade	493
Myakka City, Manatee	490
Cape Canaveral, Brevard	486
Cottondale, Jackson	486
Molino, Escambia	485
Mims, Brevard	483
Citra, Marion	482
Tavernier, Monroe	480
Ocklawaha, Marion	476
Florida State University, Leon	476
Melbourne Beach, Brevard	474
Zolfo Springs, Hardee	474
Midway, Gadsden	471
Indian Harbour Beach, Brevard	467
Youngstown, Bay	466
East Palatka, Putnam	461
Flagler Beach, Flagler	460
Alva, Lee	460
Bal Harbour, Dade	456
Dundee, Polk	456
Celebration, Osceola	450
Altha, Calhoun	441
Bell, Gilchrist	435
Branford, Suwannee	430
Webster, Sumter	418
Apalachicola, Franklin	417
Missing, Volusia	406

COVID-19: characteristics of 2,042,881 Florida resident cases

Data through Apr 3, 2021 verified as of Apr 4, 2021 at 09:25 AM

Data in this report are provisional and subject to change.

The table below includes the cities and counties of residence for cases in Florida residents based on the patient's ZIP Code. Note that city is not always received as part of the initial notification and may be missing while the case is being investigated.

City and county	Cases
Haverhill, Palm Beach	399
De Leon Springs, Volusia	398
Centerville, Leon	394
Archer, Alachua	392
Eagle Lake, Polk	387
Osprey, Sarasota	379
Hastings, St. Johns	371
Tequesta, Palm Beach	370
West Miami, Dade	368
Raiford, Union	366
Floral City, Citrus	366
Grand Ridge, Jackson	363
Holly Hill, Volusia	359
Ave Maria, Collier	353
Chuluota, Seminole	351
Pierson, Volusia	350
Lake Park, Palm Beach	349
Grand Island, Lake	347
Missing, Orange	342
Greenville, Madison	332
Montverde, Lake	325
Vernon, Washington	324
Indian Rocks Beach, Pinellas	322
Gotha, Orange	320
Malone, Jackson	316
Satsuma, Putnam	314
Jennings, Hamilton	314
Sebastian, Brevard	310
Kenneth City, Pinellas	309
Alafaya, Orange	304
Elkton, St. Johns	302
Reddick, Marion	302
Eastpoint, Franklin	302
Malabar, Brevard	302
Bryceville, Nassau	302
Laurel Hill, Okaloosa	301
Fort McCoy, Marion	300
Melrose, Putnam	297
Westville, Holmes	295
Lake Panasoffkee, Sumter	295
Valparaiso, Okaloosa	289
Lehigh, Lee	287
Winter Park, Seminole	285
Belleair, Pinellas	282
O Brien, Suwannee	281
Hallandale Beach, Broward	281
San Antonio, Pasco	280
Greenwood, Jackson	278
Geneva, Seminole	276
Anthony, Marion	276
Ponce De Leon, Holmes	273
Greenacres, Palm Beach	269
Morriston, Levy	266
South Pasadena, Pinellas	256
Inlet Beach, Walton	248
Sanibel, Lee	245
Eglin Air Force Base, Okaloosa	244
Fern Park, Seminole	243
Kindred, Osceola	240

COVID-19: characteristics of 2,042,881 Florida resident cases

Data through Apr 3, 2021 verified as of Apr 4, 2021 at 09:25 AM

Data in this report are provisional and subject to change.

The table below includes the cities and counties of residence for cases in Florida residents based on the patient's ZIP Code. Note that city is not always received as part of the initial notification and may be missing while the case is being investigated.

City and county	Cases
Fountain, Bay	239
University Of Central Fl, Orange	236
Lee, Madison	236
Edgewood, Orange	234
White Springs, Hamilton	232
Southport, Bay	232
Longboat Key, Manatee	231
Weirsdale, Marion	231
Saint James City, Lee	227
Hosford, Liberty	224
Islamorada, Monroe	224
Gretna, Gadsden	221
Wellborn, Suwannee	215
Astatula, Lake	214
Holt, Okaloosa	211
Mcdavid, Escambia	209
Lakewood Ranch, Manatee	209
Poinciana, Polk	204
Madeira Beach, Pinellas	204
Holmes Beach, Manatee	203
Juno Beach, Palm Beach	200
Howey-In-The-Hills, Lake	200
Bay Harbor Islands, Dade	198
Micanopy, Alachua	195
Babson Park, Polk	195
Atlantis, Palm Beach	192
Lauderdale By The Sea, Broward	190
Mcalpin, Suwannee	190
Altoona, Lake	190
Sopchoppy, Wakulla	189
Alford, Jackson	187
Azalea Park, Orange	187
Lake Helen, Volusia	186
Zellwood, Orange	184
The Villages, Marion	183
The Villages, Lake	178
Cutler Bay, Dade	177
Odessa, Pasco	175
Center Hill, Sumter	175
Viera, Brevard	171
Osteen, Volusia	171
Mangonia Park, Palm Beach	168
Summerland Key, Monroe	165
University Of Miami, Dade	165
Hypoluxo, Palm Beach	162
Golden Beach, Dade	162
Caryville, Washington	161
Bokeelia, Lee	161
Pomona Park, Putnam	159
University Of Fl, Alachua	156
Rocky Point, Hillsborough	155
Oak Hill, Volusia	154
Lutz, Pasco	153
Ponce Inlet, Volusia	153
Lockhart, Orange	152
Grant-Valkaria, Brevard	152
Bay Lake, Orange	151
Big Pine Key, Monroe	147
Sumterville, Sumter	147

COVID-19: characteristics of 2,042,881 Florida resident cases

Data through Apr 3, 2021 verified as of Apr 4, 2021 at 09:25 AM

Data in this report are provisional and subject to change.

The table below includes the cities and counties of residence for cases in Florida residents based on the patient's ZIP Code. Note that city is not always received as part of the initial notification and may be missing while the case is being investigated.

City and county	Cases
Hollister, Putnam	146
Citrus Springs, Citrus	146
Missing, Lee	142
Hiawassee, Orange	142
Paisley, Lake	139
Clair-Mel City, Hillsborough	139
Carrollwood, Hillsborough	138
Lady Lake, Sumter	135
Cloud Lake, Palm Beach	130
Inglis, Levy	130
San Mateo, Putnam	129
Christmas, Orange	128
Baldwin, Duval	128
Hampton, Bradford	126
Steinhatchee, Taylor	125
Kendall, Dade	125
Apopka, Seminole	125
West Park, Broward	125
Clarksville, Calhoun	124
Lake Hamilton, Polk	123
Matlacha, Lee	122
University Of Central Florida, Orange	120
Buena Ventura Lakes, Osceola	117
Belleair Beach, Pinellas	116
Tierra Verde, Pinellas	115
Placida, Charlotte	115
Lighthouse Point, Broward	113
Missing, St. Johns	110
Temple Terrace, Hillsborough	110
Callaway, Bay	109
Seville, Volusia	108
Panacea, Wakulla	106
Missing, Pinellas	106
Barry University, Dade	106
Saint Leo, Pasco	106
Harmony, Osceola	106
Dania Beach, Broward	105
Astor, Lake	104
Cedar Key, Levy	102
Dinsmore, Duval	102
Hurlburt Field, Okaloosa	102
Lamont, Jefferson	102
Canal Point, Palm Beach	101
Brooker, Bradford	101
City Of Sunrise, Broward	100
Missing, Sumter	100
Bradenton Beach, Manatee	99
South Fort Myers, Lee	98
Sunny Isles Beach, Dade	97
Bascom, Jackson	96
Fruit Cove, St. Johns	96
Barefoot Bay, Brevard	96
Florida Gulf Coast Univ, Lee	96
Florahome, Putnam	95
Tyndall Air Force Base, Bay	95
Waldo, Alachua	95
University Of South Florida, Hillsborough	94
Kathleen, Polk	92
Maitland, Seminole	90

COVID-19: characteristics of 2,042,881 Florida resident cases

Data through Apr 3, 2021 verified as of Apr 4, 2021 at 09:25 AM

Data in this report are provisional and subject to change.

The table below includes the cities and counties of residence for cases in Florida residents based on the patient's ZIP Code. Note that city is not always received as part of the initial notification and may be missing while the case is being investigated.

City and county	Cases
Pinetta, Madison	89
Crystal Beach, Pinellas	88
Lorida, Highlands	85
Missing, Marion	83
Fort Denaud, Hendry	82
F M, Lee	81
Princeton, Dade	80
Ocean Ridge, Palm Beach	79
Yalaha, Lake	78
Missing, St. Lucie	77
Saint Pete Beach, Pinellas	76
Welaka, Putnam	76
Boca Grande, Lee	75
Patrick Air Force Base, Brevard	75
Eatonville, Orange	75
Palma Ceia, Hillsborough	74
Missing, Lake	73
Avon Park, Polk	73
Campbellton, Jackson	72
Cudjoe Key, Monroe	69
Air Mail Facility, Dade	69
North Venice, Sarasota	69
Ochopee, Collier	69
Greensboro, Gadsden	66
Anna Maria, Manatee	65
Stock Island, Monroe	64
Missing, Duval	63
Reunion, Osceola	62
Miami Springs, Dade	61
Missing, Pasco	61
Mexico Beach, Bay	60
Missing, Palm Beach	60
North Redington Beach, Pinellas	59
Bonita Beach, Lee	59
Georgetown, Putnam	59
Northdale, Hillsborough	59
Treasure Island, Pinellas	59
Destin, Walton	59
Micco, Brevard	58
Orlando, Seminole	58
Felda, Hendry	58
Bellview, Escambia	57
Duette, Manatee	55
Miami, Unknown	55
Missing, Santa Rosa	54
Okahumpka, Lake	54
Miromar Lakes, Lee	54
Lake Suzy, Desoto	53
Walnut Hill, Escambia	53
Ona, Hardee	53
University Of Tampa, Hillsborough	52
Orlando, Dade	52
Enterprise, Volusia	52
Heathrow, Seminole	52
Singer Island, Palm Beach	52
Town N Country, Hillsborough	50
Palm Beach Shores, Palm Beach	49
Salt Springs, Marion	49
Aloma, Orange	49

COVID-19: characteristics of 2,042,881 Florida resident cases

Data through Apr 3, 2021 verified as of Apr 4, 2021 at 09:25 AM

Data in this report are provisional and subject to change.

The table below includes the cities and counties of residence for cases in Florida residents based on the patient's ZIP Code. Note that city is not always received as part of the initial notification and may be missing while the case is being investigated.

City and county	Cases
Terra Ceia, Manatee	48
Intercession City, Osceola	48
Cinco Bayou, Okaloosa	47
Highland City, Polk	45
Orlando, Osceola	45
Sewalls Point, Martin	45
Florida International Univ, Dade	45
Florence Villa, Polk	45
Green Acres, Palm Beach	45
Waverly, Polk	44
Manalapan, Palm Beach	43
Kenansville, Osceola	43
Eaton Park, Polk	43
Naranja, Dade	43
Gulf Breeze, Escambia	43
Key Colony Beach, Monroe	43
Lacoochee, Pasco	42
Village Of Wellington, Palm Beach	42
Ebro, Washington	42
Village Wellington, Palm Beach	41
Stetson University, Volusia	41
Bayonet Point, Pasco	41
Saint Johns, Duval	40
Miami, Broward	40
Cortez, Manatee	40
Missing, Broward	40
Orlando, Broward	38
Orlando, Volusia	37
Ponte Vedra, Duval	37
Florida A And M University, Leon	37
Miami Shores, Dade	37
Tice, Lee	36
Hialeah Gardens, Dade	36
Missing, Hillsborough	36
Pasadena, Pinellas	36
Orlando, Polk	35
Lakeshore, Polk	35
Bay Pines, Pinellas	35
North Bay Village, Dade	35
Highland Beach, Palm Beach	35
Siesta Key, Sarasota	34
Flemington, Marion	34
Bonaventure, Broward	34
Lulu, Columbia	33
Missing, Seminole	33
Univ Of FI Student Dorms, Alachua	33
Dowling Park, Suwannee	33
Hallandle Beach, Broward	33
Palm Shores, Brevard	33
Homeland, Polk	33
Lealman, Pinellas	32
Davenport, Osceola	32
Wekiva Springs, Seminole	32
Bagdad, Santa Rosa	32
Venus, Highlands	32
Eloise, Polk	32
Poinciana, Osceola	31
Ridge Manor, Pasco	31
Westlake, Palm Beach	31

COVID-19: characteristics of 2,042,881 Florida resident cases

Data through Apr 3, 2021 verified as of Apr 4, 2021 at 09:25 AM

Data in this report are provisional and subject to change.

The table below includes the cities and counties of residence for cases in Florida residents based on the patient's ZIP Code. Note that city is not always received as part of the initial notification and may be missing while the case is being investigated.

City and county	Cases
Bayshore Gardens, Manatee	31
Penney Farms, Clay	30
Kinard, Calhoun	30
Jupiter, Martin	30
Nocatee, Desoto	30
Mcintosh, Marion	30
Sugarloaf Key, Monroe	29
South Palm Beach, Palm Beach	29
Saint Marks, Wakulla	29
Pine Hills, Orange	29
Alturas, Polk	29
Bonita Springs, Collier	29
Horseshoe Beach, Dixie	28
Chokoloskee, Collier	28
City Of Westlake, Palm Beach	28
Pensacola Beach, Santa Rosa	28
Little Torch Key, Monroe	28
Westchase, Hillsborough	28
Orlando, Hillsborough	28
Homosassa Springs, Citrus	27
Caryville, Holmes	27
Florida State, Leon	27
Palmdale, Glades	26
Long Key, Monroe	26
Pembroke Park, Broward	26
Bradley, Polk	26
Indian Lake Estates, Polk	26
Fort Lauderdale, Dade	26
Missing, Monroe	25
Missing, Manatee	25
New Smyrna, Volusia	25
Earleton, Alachua	25
Tangerine, Orange	25
Archer, Levy	25
South Miami Heights, Dade	25
Sydney, Hillsborough	24
Labelle, Glades	24
Hawthorne, Putnam	24
Orange Lake, Marion	24
Pine Castle, Orange	24
Missing, Escambia	24
Santa Fe, Alachua	24
Goulds, Dade	24
Balm, Hillsborough	23
Missing, Indian River	23
Missing, Brevard	23
Paxton, Walton	23
Yankeetown, Levy	23
Wausau, Washington	22
Loughman, Polk	22
Florida Dept Of Corrections, Union	22
Bostwick, Putnam	22
Sparr, Marion	22
Citrus Ridge, Indian River	22
Crystal Springs, Pasco	22
Kissimmee, Orange	22
La Crosse, Alachua	22
Laud-By-The-Sea, Broward	22
Tioga, Alachua	22

COVID-19: characteristics of 2,042,881 Florida resident cases

Data through Apr 3, 2021 verified as of Apr 4, 2021 at 09:25 AM

Data in this report are provisional and subject to change.

The table below includes the cities and counties of residence for cases in Florida residents based on the patient's ZIP Code. Note that city is not always received as part of the initial notification and may be missing while the case is being investigated.

City and county	Cases
Missing, Citrus	22
Wabasso, Indian River	21
Florida International University, Dade	21
Perdido Key, Escambia	21
Missing, Okaloosa	21
Everglades City, Collier	21
Bonifay, Washington	21
Plymouth, Orange	21
Fort Ogden, Desoto	20
Redington Shores, Pinellas	20
Mango, Hillsborough	20
Union Park, Orange	20
Mexico Beach, Gulf	20
Indian River Shores, Indian River	20
Sun City, Hillsborough	20
Branford, Lafayette	20
High Springs, Gilchrist	19
Babcock Ranch, Lee	19
Candler, Marion	19
Parker, Bay	19
Ramrod Key, Monroe	19
Lowell, Marion	19
Champions Gate, Polk	19
Wildlight, Nassau	19
Wekiwa Springs, Seminole	19
Orlando, Palm Beach	19
Jensen Beach, St. Lucie	18
Missing, Collier	18
Trenton, Levy	18
Lake Buena Vista, Orange	18
Hollywood, Dade	18
Gulf Stream, Palm Beach	18
Goodland, Collier	18
Maxville, Duval	18
Boca Raton, Broward	18
Nalcrest, Polk	18
Webster, Hernando	17
Missing, Martin	17
Nichols, Polk	17
Graceville, Holmes	17
Forest City, Orange	17
Trilby, Pasco	17
Wewahitchka, Calhoun	16
Daytona Beach Shores, Volusia	16
Otter Creek, Levy	16
Woodville, Leon	16
Golden Oak, Orange	16
Jacksonville, Unknown	16
Johns Pass Village, Pinellas	16
Buckingham, Lee	16
West Panama City Beach, Bay	16
Brooksville, Pasco	16
Suwannee, Dixie	16
Mount Dora, Orange	16
Gulf Hammock, Levy	16
Hernando Beach, Hernando	16
Hutchinson Island, St. Lucie	16
Tallevast, Manatee	16
Shady Hills, Pasco	16

COVID-19: characteristics of 2,042,881 Florida resident cases

Data through Apr 3, 2021 verified as of Apr 4, 2021 at 09:25 AM

Data in this report are provisional and subject to change.

The table below includes the cities and counties of residence for cases in Florida residents based on the patient's ZIP Code. Note that city is not always received as part of the initial notification and may be missing while the case is being investigated.

City and county	Cases
Lakewood Ranch, Sarasota	15
Florida State Univ Admin, Leon	15
White Springs, Columbia	15
Missing, Bay	15
Braden River, Manatee	15
Belleair Bluffs, Pinellas	15
Eau Gallie, Brevard	15
Lake Monroe, Seminole	15
Orlando, Pinellas	15
Lake City, Suwannee	15
Winter Garden, Lake	15
Murdock, Charlotte	14
Saint Lucie West, St. Lucie	14
Orlando, Lake	14
Watersound, Walton	14
Hillsboro Beach, Broward	14
Graham, Bradford	14
Laurel Hill, Walton	14
Village Of Palmetto Bay, Dade	14
Wahneta, Polk	14
Copeland, Collier	14
Indian Creek Village, Dade	14
Gonzalez, Escambia	13
Kingsley Lake, Bradford	13
Steinhatchee, Dixie	13
Roseland, Indian River	13
Mount Plymouth, Lake	13
Choctaw Beach, Okaloosa	13
Long Boat Key, Manatee	13
Orlando, Brevard	13
Saint George Island, Franklin	13
Deer Island, Lake	13
Fort Charlotte, Charlotte	13
Hialeah, Unknown	12
Alys Beach, Bay	12
Unknown, Dade	12
Orlando, Unknown	12
Missing, Putnam	12
Holder, Citrus	12
Durant, Hillsborough	12
Los Angeles, Dade	12
Pensacola Beach, Escambia	12
Rosemary Beach, Walton	12
Ozona, Pinellas	11
Cypress, Jackson	11
Umatilla, Marion	11
Naples, Lee	11
Babcock Ranch, Charlotte	11
Dade City, Hernando	11
Citrus Hills, Citrus	11
Leisure City, Dade	11
Orlando, Leon	11
Greenville, Taylor	11
Missing, Unknown	11
Virginia Gardens, Dade	11
Deerfield Beach, Palm Beach	11
Captiva, Lee	11
Miami Gardens, Broward	11
East Lake, Marion	11

COVID-19: characteristics of 2,042,881 Florida resident cases

Data through Apr 3, 2021 verified as of Apr 4, 2021 at 09:25 AM

Data in this report are provisional and subject to change.

The table below includes the cities and counties of residence for cases in Florida residents based on the patient's ZIP Code. Note that city is not always received as part of the initial notification and may be missing while the case is being investigated.

City and county	Cases
Gibsonia, Polk	10
Redington Beach, Pinellas	10
Telogia, Liberty	10
Missing, Taylor	10
Lake Como, Putnam	10
Missing, Polk	10
University Park, Manatee	10
Grandin, Putnam	10
Seacrest, Walton	10
Passport, Unknown	10
Elfers, Pasco	10
Orlando, Duval	10
Perrine, Dade	10
Briny Breezes, Palm Beach	10
Forest City, Seminole	10
Haines Creek, Lake	10
Missing, Nassau	10
Lamont, Madison	9
Lloyd, Jefferson	9
Rubonia, Manatee	9
Basinger, Okeechobee	9
Grant Valkaria, Brevard	9
Nobleton, Hernando	9
Saint Augustine, Duval	9
West Delray Beach, Palm Beach	9
Fanning Springs, Gilchrist	9
Day, Lafayette	9
Beverly Beach, Flagler	9
Saint Augustine Beach, St. Johns	9
Putnam Hall, Putnam	9
Ferndale, Lake	9
Scottsmoor, Brevard	9
Sea Ranch Lakes, Broward	9
Palma Sola, Manatee	9
Innovation, Pasco	9
Cottdale, Washington	9
Barberville, Volusia	9
Jerome, Collier	8
Ponce De Leon, Walton	8
Goldenrod, Seminole	8
Fairfield, Marion	8
Fort Walton Beach, Unknown	8
Cross Creek, Alachua	8
Indian Shores, Pinellas	8
Palm City, St. Lucie	8
Seybold, Dade	8
Holt, Santa Rosa	8
White City, Gulf	8
Worthington Springs, Union	8
Pine Ridge, Citrus	8
Evinston, Alachua	8
Orange Springs, Marion	8
Salem, Taylor	8
Keystone Heights, Bradford	8
Ybor City, Hillsborough	8
Orlando, Pasco	7
Longboat Key, Sarasota	7
Fernandina, Nassau	7
Port Saint John, Brevard	7

COVID-19: characteristics of 2,042,881 Florida resident cases

Data through Apr 3, 2021 verified as of Apr 4, 2021 at 09:25 AM

Data in this report are provisional and subject to change.

The table below includes the cities and counties of residence for cases in Florida residents based on the patient's ZIP Code. Note that city is not always received as part of the initial notification and may be missing while the case is being investigated.

City and county	Cases
Orange Park, Duval	7
Missing, Flagler	7
Anastasia Island, St. Johns	7
Switzerland, St. Johns	7
Maitland, Volusia	7
Aripeka, Pasco	7
Valkaria, Brevard	7
Orlando, Alachua	7
Quail Heights, Dade	7
River Ranch, Polk	7
Niceville, Walton	7
Okeechobee, Glades	7
Fort Lauderdale, Unknown	7
Missing, Sarasota	7
Missing, Clay	7
Missing, Walton	6
Labelle, Lee	6
Ridge Manor Estates, Sumter	6
Maitland, Hillsborough	6
Winter Park, Polk	6
Winderemere, Orange	6
Hialeah, Broward	6
Grove City, Charlotte	6
Bruce, Holmes	6
Coco River, Collier	6
Eglin, Okaloosa	6
Punta Gorda, Lee	6
Deland, Lake	6
Missing, Hernando	6
Orlando, Flagler	6
Orlando, Marion	6
Sunny Hills, Washington	6
East Rockland Key, Monroe	6
Mayport Naval Station, Duval	6
Lake Butler, Bradford	6
Bradenton, Sarasota	6
Inglis, Citrus	6
Maitland, Osceola	6
Weirsdale, Lake	6
Morriston, Marion	6
Missing, Osceola	6
Duck Key, Monroe	6
Newberry, Gilchrist	6
Orchid, Indian River	6
Pensacola, Unknown	6
Miccosukee, Leon	6
Glenwood, Volusia	6
Clarcona, Orange	5
Okeechobee, Osceola	5
PSI, Unknown	5
Pompano Beach, Unknown	5
San Carlos Park, Lee	5
University Of Central Fl, Hillsborough	5
Bayou George, Bay	5
Boynton Beach, Broward	5
Miramar, Dade	5
Miami Gardens, Unknown	5
Kissimmee, Unknown	5
Fort Lauderdale, Palm Beach	5

COVID-19: characteristics of 2,042,881 Florida resident cases

Data through Apr 3, 2021 verified as of Apr 4, 2021 at 09:25 AM

Data in this report are provisional and subject to change.

The table below includes the cities and counties of residence for cases in Florida residents based on the patient's ZIP Code. Note that city is not always received as part of the initial notification and may be missing while the case is being investigated.

City and county	Cases
Jacksonville Naval Air Station, Duval	5
Wakulla Springs, Wakulla	5
Oneco, Manatee	5
Orlando, Manatee	5
Pompano Beach, Palm Beach	5
N/A, Unknown	5
Ocoee, Lake	5
Okeechobee, Martin	5
Miami Beach, Unknown	5
Missing, Alachua	5
Alys Beach, Walton	5
Point Washington, Walton	5
University Of Central Fl, Martin	5
Williston, Marion	5
Milton, Escambia	5
Missing, Leon	5
Shady Grove, Taylor	5
Inlet Beach, Bay	5
Mayport, Duval	5
Pass, Unknown	5
Stuart, St. Lucie	5
Miami, Palm Beach	5
Ebro, Bay	5
Lake Worth, Broward	5
Westchester, Dade	5
Mid Florida, Seminole	5
Ocean Breeze, Martin	5
Port Salerno, Martin	5
Missing, Highlands	5
Missing, Columbia	5
Glen Ridge, Palm Beach	4
Coconut Creek, Palm Beach	4
Pensacola, Santa Rosa	4
Margate, Unknown	4
Melrose, Bradford	4
Los Angeles, Broward	4
Highland Park, Polk	4
Jacksonville, Dade	4
Live Oak, Madison	4
Loxahatchee Groves, Palm Beach	4
West Bradenton, Manatee	4
Port Charlotte, Unknown	4
Greenville, Jefferson	4
Marina Del Rey, Dade	4
Oklawaha, Marion	4
Pompano Beach, Dade	4
Seacrest, Bay	4
Sandestin, Walton	4
Bella Collina, Lake	4
Bonnie, Dade	4
Delray Beach, Broward	4
El Jobean, Charlotte	4
Naples, Unknown	4
Marathon Shores, Monroe	4
High Springs, Columbia	4
Hinsdale, Manatee	4
Jonesville, Alachua	4
International Service Center, Dade	4
Indian Rock Beach, Pinellas	4

COVID-19: characteristics of 2,042,881 Florida resident cases

Data through Apr 3, 2021 verified as of Apr 4, 2021 at 09:25 AM

Data in this report are provisional and subject to change.

The table below includes the cities and counties of residence for cases in Florida residents based on the patient's ZIP Code. Note that city is not always received as part of the initial notification and may be missing while the case is being investigated.

City and county	Cases
Island Grove, Alachua	4
Hollywood, Unknown	4
Bowling Green, Polk	4
Cypress Gardens, Polk	4
Branford, Gilchrist	4
Cape Haze, Charlotte	4
Clewiston, Palm Beach	4
Conch Key, Monroe	4
Lazy Lake, Broward	4
Lamont, Taylor	4
Sugarloaf, Monroe	4
Wacissa, Jefferson	4
Westville, Walton	3
Pembroke Lakes, Broward	3
Orlo Vista, Orange	3
Milligan, Okaloosa	3
Land O Lakes, Hillsborough	3
Lady Lake, Marion	3
Jacksonville , Duval	3
Fisher Island, Unknown	3
Homeless, Hillsborough	3
Bay Harbor Islands, Unknown	3
Brooklyn, Broward	3
Ft Pierce, St. Lucie	3
Chicago, Lee	3
Coraopolis, Citrus	3
Champions Gate, Osceola	3
Bristol, Calhoun	3
Jacksonville, Alachua	3
Sorrento, Orange	3
Stuart, Palm Beach	3
North Fort Myers, Charlotte	3
Crestview, Walton	3
Cross Key, Monroe	3
Cape San Blas, Gulf	3
Apopka, Lake	3
Green Cove Springs, Duval	3
Fernandina Beach, Duval	3
Fpo, Duval	3
Mayport Naval Housing, Duval	3
Monticello, Madison	3
Plantation Key, Monroe	3
Samoset, Manatee	3
San Fernando, Unknown	3
Vernon, Bay	3
Julington Creek, St. Johns	3
Jupiter Island, Martin	3
Marco Island, Lee	3
Ocean Reef Club, Monroe	3
Miramar, Unknown	3
Alford, Washington	3
Altamonte Springs, Orange	3
Pass-A-Grille, Pinellas	3
Pembroke Pines, Unknown	3
Winter Park, Volusia	3
Vero Beach, St. Lucie	3
Miami Shores, Broward	3
Tampa Palms, Hillsborough	3
Tampa, Pinellas	3

COVID-19: characteristics of 2,042,881 Florida resident cases

Data through Apr 3, 2021 verified as of Apr 4, 2021 at 09:25 AM

Data in this report are provisional and subject to change.

The table below includes the cities and counties of residence for cases in Florida residents based on the patient's ZIP Code. Note that city is not always received as part of the initial notification and may be missing while the case is being investigated.

City and county	Cases
Pineland, Lee	3
Tarpon Springs, Pasco	3
Winter Garden, Seminole	3
Jacksonville, Clay	3
Ludlam, Dade	3
Laurel, Sarasota	3
Bronx, Seminole	3
Clermont, Orange	3
Clermont, Polk	3
Port Saint Lucie, Martin	3
Saint Augusaintine Beach, St. Johns	3
Palm Coast, Volusia	3
Missing, Jackson	3
West Palm Beach, Broward	3
Wildwood, Marion	3
Village Of Golf, Palm Beach	3
Saint Petersburg, Hillsborough	3
Loxahatchee, Broward	3
Lynbrook, Broward	3
Lakeland, Hillsborough	3
Miami, Orange	3
Hallandale Beach, Unknown	3
Immokalee, Lee	3
Lake Geneva, Clay	3
Lake City, Duval	3
Fort Myers, Unknown	3
Bradington, Manatee	3
Blountstown, Liberty	3
Inverness, Polk	3
Pass, Dade	3
Vero Beach, Brevard	3
Orem, Palm Beach	3
Pp, Dade	3
Pp, Unknown	3
Woodside, Broward	3
Brewton, Escambia	3
Apopka, Broward	3
Maitland, Polk	3
Lake Harbor, Palm Beach	3
Lanark Village, Franklin	3
Maitland, Lake	2
Hialeah Lakes, Dade	2
Hialeah, Orange	2
Jan Phyl Village, Polk	2
Moore Haven, Hendry	2
Naples, Broward	2
Cassadaga, Volusia	2
Fort Walton Beach, Walton	2
Duke Field Air Force Station, Okaloosa	2
Dunnellon, Levy	2
Yalhala, Lake	2
University Of Central Florida, Palm Beach	2
University Of Central Florida, Pinellas	2
Wimauma, Manatee	2
Provo, Broward	2
Portland, Unknown	2
Sumatra, Liberty	2
University Of Central Florida, Broward	2
Saint Teresa, Wakulla	2

COVID-19: characteristics of 2,042,881 Florida resident cases

Data through Apr 3, 2021 verified as of Apr 4, 2021 at 09:25 AM

Data in this report are provisional and subject to change.

The table below includes the cities and counties of residence for cases in Florida residents based on the patient's ZIP Code. Note that city is not always received as part of the initial notification and may be missing while the case is being investigated.

City and county	Cases
West Point, Lee	2
Orlando, Okaloosa	2
Maitland, Pasco	2
Madison, Unknown	2
Ocala, Unknown	2
Miamt, Dade	2
Florida Power & Light Co, Dade	2
Chipley, Jackson	2
Amelia City, Nassau	2
Apopka, Unknown	2
Alligator Point, Wakulla	2
Blountstown, Jackson	2
Alligator Point, Franklin	2
Coconut Creek, Unknown	2
Crawfordville, Leon	2
Daytona Beach, Unknown	2
Eatonville, Lake	2
Lawtey, Union	2
Hallandale Beach, Dade	2
Lutz, Pinellas	2
Los Angeles, Okaloosa	2
Louisville, Manatee	2
Seven Springs, Pasco	2
University Of Central Florida, Brevard	2
Upper Key Largo, Monroe	2
West Villages, Sarasota	2
Zellwood, Lake	2
Mount Pleasant, Gadsden	2
Navarre, Okaloosa	2
None, Dade	2
Phoenix, Lake	2
Doctors Inlet, Clay	2
Bonifay, Jackson	2
Bonnie, Sarasota	2
Lecanto, Marion	2
Lake Helen, Orange	2
Maitland, Leon	2
Melrose, Alachua	2
Fort Myers, Collier	2
Fort Pierce, Martin	2
Winter Park, Leon	2
Weston, Dade	2
West Palm Beach, Dade	2
Orlando, Charlotte	2
Palm Springs North, Dade	2
Redland, Dade	2
Olustee, Baker	2
Orlando, Santa Rosa	2
University Of Central FI, Seminole	2
Venice, Dade	2
Winter Springs, Orange	2
West Palm Beach, Unknown	2
Windermere, Hillsborough	2
Okeechobee, Highlands	2
Orlando, Escambia	2
Pompano Beach, Osceola	2
Port Charlotte, Lee	2
Sand Lake, Orange	2
Port St. Lucie, St. Lucie	2

COVID-19: characteristics of 2,042,881 Florida resident cases

Data through Apr 3, 2021 verified as of Apr 4, 2021 at 09:25 AM

Data in this report are provisional and subject to change.

The table below includes the cities and counties of residence for cases in Florida residents based on the patient's ZIP Code. Note that city is not always received as part of the initial notification and may be missing while the case is being investigated.

City and county	Cases
Swansea, Lee	2
Union, Manatee	2
At Large, Broward	2
Boys Ranch, Suwannee	2
Fort Pierce, Brevard	2
Graceville, Unknown	2
Eatonville, Polk	2
Mims, Volusia	2
New Port Richey, Hillsborough	2
Miami, Martin	2
Long Beach, Orange	2
Labelle, Collier	2
Jena, Taylor	2
Lauderhill, Unknown	2
Longwood, Unknown	2
Port Canaveral, Brevard	2
Sarasota, Unknown	2
Sunrise, Unknown	2
South Miami, Broward	2
Seguin, Unknown	2
Tampa, Broward	2
Tarpon Springs, Hillsborough	2
Orlando, St. Lucie	2
Oakland Park, Unknown	2
North Miami Beach, Broward	2
Marysville, Dade	2
Lake Clarke Shores, Palm Beach	2
Callahan, Duval	2
Dade City, Unknown	2
Cibolo, Orange	2
Claysville, Hernando	2
Crescent Beach, Sarasota	2
Fl State Univ Student, Leon	2
Defuniak Springs, Okaloosa	2
Defuniak Springs, Unknown	2
Noma, Holmes	2
Ormond Beach, Flagler	2
Panama City, Unknown	2
Pembroke Pines, Dade	2
Summerfield, Unknown	2
Tampa, Hernando	2
Sharpes, Brevard	2
Saint Lucie Village, St. Lucie	2
Sebring, Desoto	2
Vero Beach, Unknown	2
Yeehaw, Okeechobee	2
Wauchula, Desoto	2
Jacksonville Naval Hospital, Duval	2
Hosford, Calhoun	2
Longview, Dade	2
Marina Del Rey, Broward	2
Melrose, Clay	2
Mesa, Unknown	2
Aventura, Broward	2
000000, Unknown	2
Dfafs, Okaloosa	2
Fort Lauderdale, Alachua	2
Deerfield Beach, Unknown	2
Doral, Unknown	2

COVID-19: characteristics of 2,042,881 Florida resident cases

Data through Apr 3, 2021 verified as of Apr 4, 2021 at 09:25 AM

Data in this report are provisional and subject to change.

The table below includes the cities and counties of residence for cases in Florida residents based on the patient's ZIP Code. Note that city is not always received as part of the initial notification and may be missing while the case is being investigated.

City and county	Cases
Carl Fisher, Dade	2
Cross City, Taylor	2
Jupiter, Dade	2
Micanopy, Marion	2
Lakeland, Unknown	2
Port Saint Lucie, Palm Beach	2
Red Bay, Holmes	2
Saint Marys, Nassau	2
Windermere, Lake	2
Sutton, Pasco	2
Sweetwater, Manatee	1
Syracuse, Polk	1
Tallahassee, Dade	1
Tamarac, Dade	1
Tampa, Unknown	1
Tavares, Orange	1
Tequesta, Martin	1
Topsham, Manatee	1
Town Of Nocatee, St. Johns	1
Troy, Manatee	1
Unkn, Duval	1
Waipahu, Santa Rosa	1
Ward, Polk	1
Wellborn, Columbia	1
Sunbright, Palm Beach	1
Winter Garden, Duval	1
Woodbine, Nassau	1
West Aplm Beach, Palm Beach	1
West Yarmouth, St. Lucie	1
Venetian Islands, Dade	1
Yulee, St. Johns	1
Zephyrhills, Hillsborough	1
Rileyville, Flagler	1
Saint Joseph, Volusia	1
San Antonio, Orange	1
Sanford, Unknown	1
Seminole, Leon	1
Suitland, Volusia	1
Shalimar, Unknown	1
Shirley, Flagler	1
Prattville, Hillsborough	1
Prestonsburg, Bay	1
Quincy, Jackson	1
Rapid City, Broward	1
Russellville, Bay	1
Sagamore Beach, Charlotte	1
Saint Augustine, Broward	1
Saint Cloud, Palm Beach	1
Petersburg, Manatee	1
Piasa, Putnam	1
Oldsmar, Hillsborough	1
Olean, Alachua	1
North Palm Beach, Orange	1
Northport, Sarasota	1
Oakland, Lee	1
Missing, Levy	1
Myakka City, Sarasota	1
New Middletown, Hillsborough	1
New Port Richey, Pinellas	1

COVID-19: characteristics of 2,042,881 Florida resident cases

Data through Apr 3, 2021 verified as of Apr 4, 2021 at 09:25 AM

Data in this report are provisional and subject to change.

The table below includes the cities and counties of residence for cases in Florida residents based on the patient's ZIP Code. Note that city is not always received as part of the initial notification and may be missing while the case is being investigated.

City and county	Cases
New Port Richey, Unknown	1
Newberry, Marion	1
Newtown, Lake	1
Other, Dade	1
Palm Beach Gardens, Unknown	1
Palmetto Bay, Palm Beach	1
Palmetto, Pasco	1
Parma, Manatee	1
Pass-A-Grille Beach, Pinellas	1
Matawan, Palm Beach	1
Mckinney, Broward	1
Miamc, Dade	1
Milford, Lee	1
Missing, Okeechobee	1
Monroe Township, Palm Beach	1
Monroe, Lee	1
Moore Haven, Okeechobee	1
Morrisville, Unknown	1
Lake Butler, Alachua	1
Kingsland, Nassau	1
Knoxville, Bay	1
Ldhl, Broward	1
Las Vegas, Palm Beach	1
Longwood, Volusia	1
Lincoln, St. Lucie	1
Little Neck, Lee	1
Jupiter, St. Lucie	1
Kenilworth, Leon	1
Key West, Duval	1
Keys West, Unknown	1
Jacksonville, Orange	1
Jefferson, Dade	1
Jonesboro, Leon	1
Intrcsion Cty, Osceola	1
Inverness, Marion	1
Inwood, Broward	1
Irvine, Marion	1
Istachatta, Hernando	1
Homeless, Monroe	1
Homeless, Pinellas	1
Howell, Dade	1
Hudson, Hernando	1
Hoclywsod, Dade	1
Holiday, Pinellas	1
Hernando, Marion	1
Hialeah, Collier	1
Indian Rocks Beach, Duval	1
Indiantown, Palm Beach	1
Inglewood, Sarasota	1
Dallas, Hernando	1
Dearborn, Broward	1
Deer Park, Dade	1
Carmel, Orange	1
Cedar Springs, Hernando	1
Caracas, Dade	1
Coconut Ck, Unknown	1
Chicago, Unknown	1
Brooklyn, Dade	1
Brooklyn, Lee	1

COVID-19: characteristics of 2,042,881 Florida resident cases

Data through Apr 3, 2021 verified as of Apr 4, 2021 at 09:25 AM

Data in this report are provisional and subject to change.

The table below includes the cities and counties of residence for cases in Florida residents based on the patient's ZIP Code. Note that city is not always received as part of the initial notification and may be missing while the case is being investigated.

City and county	Cases
Bonnie, Broward	1
Boston, Broward	1
Bel Air, Collier	1
Apopka, Clay	1
Asheville, Highlands	1
Astoria, Broward	1
Atmore, Escambia	1
Bartow, Hardee	1
O, Manatee	1
Acworth, Okaloosa	1
Alachua, Duval	1
Alpharetta, Broward	1
Downingtown, Broward	1
Downingtown, Hillsborough	1
Dpo, Santa Rosa	1
Dunedin, Unknown	1
Deerfield, Dade	1
Deland, Seminole	1
Dayton, Lake	1
Daytona Beach, Pinellas	1
Erie, Monroe	1
East Palatka, Hillsborough	1
Eastpoint, Leon	1
Deltona, Seminole	1
Fort Lauderdale, Leon	1
Fort Myers, Sarasota	1
Fort Pierce, Palm Beach	1
Fort White, Clay	1
Garden City, Alachua	1
Gaylord, Orange	1
Gotcha, Orange	1
Greensburg, Palm Beach	1
Haines City, Osceola	1
Hallandale, Unknown	1
Harpers Ferry, Palm Beach	1
Helen, Bay	1
Crossings, Unknown	1
Davenport, Lake	1
Davie, Unknown	1
Dayton, Orange	1
Dearborn Heights, Hillsborough	1
Edgewood, Broward	1
Elkton, Putnam	1
Chesterfield, Broward	1
Carteret, Polk	1
Cincinnati, Dade	1
Connellsville, Highlands	1
Armstrong, St. Johns	1
Atl, Brevard	1
Alva, Escambia	1
Andalusia, Escambia	1
Arcadia, Highlands	1
Baker, Santa Rosa	1
Belleville, Palm Beach	1
Belmont, Santa Rosa	1
Blountstown, Broward	1
Bronson, Alachua	1
Brooker, Alachua	1
Bradenton, Clay	1

COVID-19: characteristics of 2,042,881 Florida resident cases

Data through Apr 3, 2021 verified as of Apr 4, 2021 at 09:25 AM

Data in this report are provisional and subject to change.

The table below includes the cities and counties of residence for cases in Florida residents based on the patient's ZIP Code. Note that city is not always received as part of the initial notification and may be missing while the case is being investigated.

City and county	Cases
Brandon, Pinellas	1
Bonita, Lee	1
Bocaraten, Palm Beach	1
Middletown, Osceola	1
Missing, Gilchrist	1
Monroe, Hillsborough	1
Nantucket, Palm Beach	1
New Vernon, Palm Beach	1
Mayaguez, Dade	1
Macclenny, Duval	1
Mantua, Broward	1
Longwood, Broward	1
Lucedale, St. Lucie	1
Kure Beach, Monroe	1
Lakeland, Palm Beach	1
Jacksonville, Nassau	1
Hudson, Pinellas	1
Hoosick Falls, Broward	1
Indian Rock Beach, Palm Beach	1
Interlachen, Duval	1
Kechi, Orange	1
Fort Myers, Broward	1
Florala, Okaloosa	1
Forestville, Volusia	1
Gibsonston, Unknown	1
Gainesville, Okaloosa	1
Gainesville, Unknown	1
Greenbrier, Bay	1
Groveland, Orange	1
Hialeahgardens, Dade	1
Hiram, Leon	1
Westlake Village, Unknown	1
White Plains, Broward	1
Whites Creek, Leon	1
Windermere, Volusia	1
Wtixrat, Dade	1
Watersound, Bay	1
Unk, Duval	1
Ventura, Orange	1
University Of Central Florida, Lee	1
Trenton, Dixie	1
Unknown, Unknown	1
Toms River, Lee	1
Tourist, Dade	1
Seffenner, Hillsborough	1
Seminole, Lee	1
Saint Petersburg, Charlotte	1
Puerto Rico, Unknown	1
Punta Gorda, Unknown	1
Randolph, Orange	1
Rivera Beach, Palm Beach	1
Saint Augustine, Flagler	1
Sunrtise, Dade	1
Tallahassee, Madison	1
Stratford, Broward	1
Pembroke Pines, Orange	1
Pensacola, Sumter	1
Paducah, Manatee	1
Palm Coast, Unknown	1

COVID-19: characteristics of 2,042,881 Florida resident cases

Data through Apr 3, 2021 verified as of Apr 4, 2021 at 09:25 AM

Data in this report are provisional and subject to change.

The table below includes the cities and counties of residence for cases in Florida residents based on the patient's ZIP Code. Note that city is not always received as part of the initial notification and may be missing while the case is being investigated.

City and county	Cases
Perth Amboy, Hillsborough	1
Port Orange, Brevard	1
Powell, Lee	1
Newberry, Levy	1
North Laud, Unknown	1
Ocala, Citrus	1
Ocoee, Unknown	1
Odessa, Dade	1
Oldsrav, Manatee	1
Orlando, Jackson	1
Orlando, Lee	1
Dona Vista, Lake	1
East Setauket, Palm Beach	1
El Dorado, Palm Beach	1
Fleming Island, Duval	1
Fellsmere, Brevard	1
Crestview, Broward	1
Clearwater, Leon	1
Charlotte, Alachua	1
Dalecity, Okaloosa	1
Daytona Beach, Orange	1
Deerfield Beach, Polk	1
Crystal River, Marion	1
Crystal River, Unknown	1
Canton, Duval	1
Cantonment, Santa Rosa	1
Cape Coral, Unknown	1
Brunswick, Polk	1
Bryceville, Duval	1
Bradenton, Lee	1
Boca Raton, Dade	1
Boca Raton, Madison	1
Bogota, Unknown	1
Bal Harbour, Broward	1
Atlanta, Walton	1
Attalla, Broward	1
Auburn, Palm Beach	1
Autaugaville, Broward	1
Apopka, Volusia	1
Alachua, Suwannee	1
Alafaya, Broward	1
Alafaya, Pinellas	1
Lake Forest, Collier	1
Key West, Palm Beach	1
Kilgore, Dade	1
Land O Lakes, Unknown	1
Lawton, Okaloosa	1
Levittown, Palm Beach	1
Lima, Manatee	1
Lima, Volusia	1
Jacksonville, Baker	1
Jacksonville, Marion	1
Jupiter Inlet, Palm Beach	1
Jzx, Unknown	1
Irmo, Unknown	1
Macclenny, Dixie	1
Madison, Jefferson	1
Maitland, Collier	1
Miami Dade, Unknown	1

COVID-19: characteristics of 2,042,881 Florida resident cases

Data through Apr 3, 2021 verified as of Apr 4, 2021 at 09:25 AM

Data in this report are provisional and subject to change.

The table below includes the cities and counties of residence for cases in Florida residents based on the patient's ZIP Code. Note that city is not always received as part of the initial notification and may be missing while the case is being investigated.

City and county	Cases
Merrick, Palm Beach	1
Metter, Manatee	1
Miami, Osceola	1
Miamiardens, Unknown	1
Miamksaohes, Dade	1
Florida City, Unknown	1
Fort Lauderdale, Collier	1
Fort Myers, Alachua	1
Gainesville, Levy	1
Glen Cove, Unknown	1
Glen Saint Mary, Duval	1
Golden Oak, Hillsborough	1
Golf, Palm Beach	1
Great Neck, Dade	1
Greensboro, Leon	1
Immokalee, Walton	1
North Brunswick, St. Lucie	1
North Grafton, Dade	1
North Lauderdale, Unknown	1
Ocala, Duval	1
North Porte, Unknown	1
Notrealville, Polk	1
Okeechobi, Unknown	1
Monument, Broward	1
Morrisville, Palm Beach	1
Myrtle Beach, Broward	1
Nashville, Palm Beach	1
Mokena, Lee	1
Orlando, Walton	1
Oviedo, Lake	1
Pensacola, Dade	1
Panomo City, Bay	1
Parrish, Sarasota	1
Orlando, St. Johns	1
Orem, Dade	1
Orlando, Citrus	1
Orlando, Collier	1
Orlando, Hernando	1
Plantation, Leon	1
Pooler, Broward	1
Port St. Lucie, Unknown	1
Punta Gorda, Sarasota	1
Putnam, Putnam	1
Ridgewood, Lee	1
Roayl Palm Beach, Palm Beach	1
Roseville, Broward	1
Rye, Palm Beach	1
Saint Petersburg, Bay	1
Syracuse, Unknown	1
Tinley Park, Manatee	1
Twentynine Palms, Broward	1
Waukesha, Volusia	1
Venezuela, Unknown	1
Surprise, Unknown	1
St Cloud, Orange	1
St Helena Is, Dade	1
San Marcos, Unknown	1
Vernon, Walton	1
West Miami, Unknown	1

COVID-19: characteristics of 2,042,881 Florida resident cases

Data through Apr 3, 2021 verified as of Apr 4, 2021 at 09:25 AM

Data in this report are provisional and subject to change.

The table below includes the cities and counties of residence for cases in Florida residents based on the patient's ZIP Code. Note that city is not always received as part of the initial notification and may be missing while the case is being investigated.

City and county	Cases
Whippany, Volusia	1
Xifamk, Dade	1
Wilmington, Charlotte	1
Windermere, Alachua	1
Winfield, Hillsborough	1
Winter Garden, Unknown	1
Winter Park, Brevard	1
Winter Park, Unknown	1
Litchfield Park, Monroe	1
Littleton, St. Johns	1
Lake In The Hills, Broward	1
Lake Worth, Unknown	1
Indianapolis, Lee	1
Jupiter, Pinellas	1
Kansas City, Palm Beach	1
Kathleen, Pasco	1
Gwynn Oak, Polk	1
Melbourne, Volusia	1
Milford, Bay	1
Milford, Unknown	1
Marianna, Leon	1
Marianna, Washington	1
Mary Esther, Hillsborough	1
Los Angeles, Orange	1
Maitland, Palm Beach	1
Mattoon, Lee	1
Newaygo, Charlotte	1
New Canaan, Dade	1
North Port, Charlotte	1
Missing, Franklin	1
Na, Dade	1
Eureka, Flagler	1
Evansville, Citrus	1
Crescent City, Marion	1
Crestview, Unknown	1
Denton, Broward	1
Destin, Bay	1
Clearwater, Hillsborough	1
Coal City, Pasco	1
Commerce Township, Manatee	1
Crawfordville, Alachua	1
Fort Lauderdale, Lee	1
Fort Worth, Broward	1
Franklin, Orange	1
Frostproof, Highlands	1
Gainesville, Palm Beach	1
Gainesville, Santa Rosa	1
Brewster, Palm Beach	1
Brownsville, Escambia	1
Bonnie, St. Johns	1
Belleair Bluffs, Unknown	1
Celebration, Orange	1
Chicago, Broward	1
Choctaw Beach, Unknown	1
Austin, Dade	1
Apo, Collier	1
Big Torch Key, Monroe	1
Black, Holmes	1
Boca Raton, Lee	1

COVID-19: characteristics of 2,042,881 Florida resident cases

Data through Apr 3, 2021 verified as of Apr 4, 2021 at 09:25 AM

Data in this report are provisional and subject to change.

The table below includes the cities and counties of residence for cases in Florida residents based on the patient's ZIP Code. Note that city is not always received as part of the initial notification and may be missing while the case is being investigated.

City and county	Cases
Bonifay, Unknown	1
8852 Teacher Ln, Pasco	1
Addison, Pasco	1
Apopka, Citrus	1
Apopka, Hillsborough	1
Arabi, Orange	1
Unknown, Duval	1
Upland, Manatee	1
Valrico, Polk	1
Tampa, Duval	1
Tavares, Unknown	1
Temple, Palm Beach	1
Surfside Beach, Orange	1
Sun City Center, Lee	1
Saint Charles, Orange	1
Saint Petersburg, Duval	1
Saint Petersburg, Manatee	1
Scottsdale, Brevard	1
Scottsdale, Palm Beach	1
St Peterburg, Orange	1
Stiamk, Dade	1
Summerdale, Escambia	1
Port Saint Lucie, Marion	1
Port St Luice, Unknown	1
Roswell, Bay	1
Ruskin, Dade	1
Ruskin, Manatee	1
Pittsburgh, Alachua	1
Plymouth, Pasco	1
Okeechobee, Unknown	1
Pensacola Naval Hospital, Escambia	1
Oviedo, Orange	1
Pace, Escambia	1
Painted Post, Pasco	1
Palatka, Marion	1
Winnetka, Dade	1
Winter Garden, Osceola	1
Winter Haven, Osceola	1
Winter Park, Duval	1
Winter Park, Palm Beach	1
Winter Springs, Polk	1
Youngstown, Washington	1
Wabasha, Clay	1
West Hollywood, Broward	1
Wakefield, Broward	1
Waverly, Duval	1
Weston, Unknown	1
Wildwood, Lee	1
Willington, Lee	1
Palm Coast, Duval	1
Orlando, Union	1
Ovido, Seminole	1
Oxford, Palm Beach	1
Opalocka, Dade	1
North Canton, Palm Beach	1
Oakland, Leon	1
Ocala, Alachua	1
Okeechobee, St. Lucie	1
Miami, Collier	1

COVID-19: characteristics of 2,042,881 Florida resident cases

Data through Apr 3, 2021 verified as of Apr 4, 2021 at 09:25 AM

Data in this report are provisional and subject to change.

The table below includes the cities and counties of residence for cases in Florida residents based on the patient's ZIP Code. Note that city is not always received as part of the initial notification and may be missing while the case is being investigated.

City and county	Cases
Miami, St. Lucie	1
Marshall, Palm Beach	1
New Richmond, Volusia	1
Newark, Sumter	1
Rio Dell, Volusia	1
Rochelle, Volusia	1
Port Orange, Unknown	1
Port Saint Lucie, Orange	1
Princeton, Alachua	1
Provincetown, Collier	1
Panama City, Walton	1
Perry, Leon	1
Perth Amboy, Monroe	1
Tampa, Volusia	1
Spring Park, Alachua	1
Steinhatchee, Madison	1
South Burlington, Orange	1
Shannon, Collier	1
Soddy Daisy, Broward	1
Soldotna, Broward	1
Saint Cloud, Lee	1
Saint Johns, Orange	1
San Antonio, Sarasota	1
San Antonio, Unknown	1
Sanford, Volusia	1
Wheaton, Lee	1
Wilmington, Broward	1
Winter Park, Osceola	1
Wood River, Polk	1
Worcester, Palm Beach	1
Winter Park, Alachua	1
Tangerine, Seminole	1
Tewksbury, Orange	1
Toms River, Dade	1
Wesley Chapel, Alachua	1
Umatilla, Alachua	1
University Of Central Florida, Monroe	1
Virginia Beach, Hernando	1
Waco, Broward	1
Washington, Broward	1
Floral, Escambia	1
Grassy Key, Monroe	1
Gainesville, Baker	1
Gilmer, Dade	1
Jacksonville, Manatee	1
Haverford, Hillsborough	1
Herrin, Orange	1
Jamaica, Broward	1
Jersey City, Polk	1
Jupiter, Unknown	1
Kingsland, Duval	1
Kissimmee, Brevard	1
Miamf, Dade	1
Miami G, Dade	1
Marianna, Calhoun	1
Los Angeles, Palm Beach	1
Lyndhurst, Broward	1
Magnolia Square, Osceola	1
Maitland, Alachua	1

COVID-19: characteristics of 2,042,881 Florida resident cases

Data through Apr 3, 2021 verified as of Apr 4, 2021 at 09:25 AM

Data in this report are provisional and subject to change.

The table below includes the cities and counties of residence for cases in Florida residents based on the patient's ZIP Code. Note that city is not always received as part of the initial notification and may be missing while the case is being investigated.

City and county	Cases
Lake In The Hills, Columbia	1
Lake Placid, Alachua	1
Lake Worth Beach, Broward	1
Lemoyne, Manatee	1
Lawrence Township, Palm Beach	1
Lander, Citrus	1
Las Vegas, Orange	1
Bryant, Alachua	1
Bronx, Broward	1
Buffalo, Palm Beach	1
Carol Stream, Orange	1
Castleberry, Escambia	1
Charlotte, Pasco	1
Apo, Pasco	1
Apopka, Flagler	1
99, Unknown	1
Alanson, Bay	1
Aollywoss, Dade	1
Boca Raton, Unknown	1
Bohealia, Lee	1
Blowing Rock, Polk	1
Belleair, Hillsborough	1
Dorchester, Orange	1
Deland, Polk	1
Dallas, Lee	1
De Leon Springs, Putnam	1
Dearborn, Lee	1
Estero, Collier	1
Fanning Springs, Levy	1
Fargo, Unknown	1
Felton, Manatee	1
Clear Brook, Lee	1
Crestview, Holmes	1
Cumberland, Palm Beach	1
Dade City, Hillsborough	1
College Station, Lake	1
Columbus, Brevard	1
Cookeville, Seminole	1
Rye, Duval	1
Rex, Duval	1
Potomac, Palm Beach	1
Port Everglades, Broward	1
Peoria, Unknown	1
Parker, Dade	1
Parker, Leon	1
Palm Coast, Polk	1
Pinellas Park, Pinellas	1
Plantation, Orange	1
Pompano Beach, Martin	1
Orlando, Columbia	1
Orlando, Indian River	1
Orlando, Sarasota	1
Ormond Beach, Unknown	1
Oviedo, Brevard	1
Pacifica, Dade	1
Navarre, Dade	1
North Pole, Seminole	1
North Port, Lee	1
Old Town, Alachua	1

COVID-19: characteristics of 2,042,881 Florida resident cases

Data through Apr 3, 2021 verified as of Apr 4, 2021 at 09:25 AM

Data in this report are provisional and subject to change.

The table below includes the cities and counties of residence for cases in Florida residents based on the patient's ZIP Code. Note that city is not always received as part of the initial notification and may be missing while the case is being investigated.

City and county	Cases
Omaha, Palm Beach	1
Ona, Manatee	1
Oooooo, Unknown	1
Opa Locka, Broward	1
Orange Park , Duval	1
Ocoee, Osceola	1
Okeechobee, Broward	1
Orem, Broward	1
New Orleans, Palm Beach	1
Newark, Broward	1
Newburgh, Bay	1
Yukon, Broward	1
Winter Garden, Pinellas	1
Winter Park, Broward	1
Zolfo Springs, Polk	1
Westbrook, Dade	1
Wichita, Volusia	1
Winder Garden, Orange	1
Windermere, Leon	1
Windermere, Osceola	1
Windermere, Seminole	1
Winter Garden, Broward	1
Venice, Unknown	1
Vernon, Unknown	1
Washington, Unknown	1
Wells, Polk	1
Tulsa, Orange	1
Sun City Center, Hardee	1
Tiffin, Highlands	1
Tallahassee, Duval	1
Tallahassee, Unknown	1
Tampa, Palm Beach	1
Tavares, Marion	1
Temple Terrace, Pasco	1
Spring Hill , Hernando	1
Spring Hill, Dade	1
Starke, Clay	1
Stone Mountain, Palm Beach	1
Sodus, Charlotte	1
Shelton, Manatee	1
Saint Cloud, Unknown	1
Saint Johns, Unknown	1
Saint Petersburg, St. Lucie	1
Sandford, Seminole	1
Sarasota, Flagler	1
Saxis, Lee	1
Schenectady, Polk	1
Sebring, Lee	1
Macdill Air Force Base, Hillsborough	1
Largo, Unknown	1
Littleton, Dade	1
Los Angeles Ca, Unknown	1
Los Angeles, Hardee	1
Miami Beach, Broward	1
Middlesburg, Duval	1
Miami Lakes, Unknown	1
Miami, Hillsborough	1
Miami, Manatee	1
Margate, Dade	1

COVID-19: characteristics of 2,042,881 Florida resident cases

Data through Apr 3, 2021 verified as of Apr 4, 2021 at 09:25 AM

Data in this report are provisional and subject to change.

The table below includes the cities and counties of residence for cases in Florida residents based on the patient's ZIP Code. Note that city is not always received as part of the initial notification and may be missing while the case is being investigated.

City and county	Cases
Marshall, Dade	1
Mary Esther, Unknown	1
Medford, Palm Beach	1
Harrison, Pinellas	1
Holly Ridge, Orange	1
Homeless, Polk	1
Homosassa, Hernando	1
Leesburg, Marion	1
Lehigh Acres, Dade	1
Lewisburg, Pasco	1
Lake City, Hamilton	1
La Grange, Dade	1
Jerusalem, St. Johns	1
Davenport, Orange	1
East Hampton, Palm Beach	1
Cypress, Leon	1
Deland, St. Lucie	1
Deltona, Orange	1
Fort Myers-, Lee	1
Fort Pierce, Unknown	1
Gainesville, Duval	1
Granada Hills, Broward	1
Guilford, Dade	1
Hailandale, Unknown	1
Foley, Escambia	1
Fort Myers, Manatee	1
Columbus, Dade	1
Conway, Leon	1
Coventry, Broward	1
Clermont, Volusia	1
Clewiston, Glades	1
Cartersville, Unknown	1
Bridgeport, Dade	1
Bronx, Palm Beach	1
Cambridge, Broward	1
Altoona, Marion	1
Anaheim, Unknown	1
Argyle, Walton	1
Athens, Duval	1
Bogota, Orange	1
Bradenton, Dade	1
Bradenton, Osceola	1
Altamonte, Orange	1
Alva, Collier	1
333, Unknown	1
Allentown, Putnam	1
Apple Creek, Citrus	1
Amelia Village, Nassau	1
Barefoot Beach, Lee	1
Battle Creek, Manatee	1
Avon, Manatee	1
Aventura, Osceola	1
Bryn Mawr, Palm Beach	1
Burkeville, Brevard	1
Camden Wyoming, Duval	1
Celebration, Palm Beach	1
Chattanooga, Dade	1
Bear Grass, Palm Beach	1
Azalea Park, Osceola	1

COVID-19: characteristics of 2,042,881 Florida resident cases

Data through Apr 3, 2021 verified as of Apr 4, 2021 at 09:25 AM

Data in this report are provisional and subject to change.

The table below includes the cities and counties of residence for cases in Florida residents based on the patient's ZIP Code. Note that city is not always received as part of the initial notification and may be missing while the case is being investigated.

City and county	Cases
Boca Raton,, Palm Beach	1
Boston, Dade	1
Brewster, Volusia	1
Colorado Springs, Unknown	1
Conifer, Lee	1
Daniel Island, Bay	1
Clarksboro, Lee	1
Chipley, Holmes	1
El Paso, Unknown	1
Elbow Lake, Palm Beach	1
Eatonville, Seminole	1
Dunellen, Dade	1
Destin, Unknown	1
Diamond, Highlands	1
Doral, Broward	1
FI State Lot, Leon	1
Fairless Hills, Broward	1
Everett, Dade	1
Fort Denaud, Glades	1
Fort Meyers, Lee	1
Fortlauderdale, Unknown	1
Fortwalton Beach, Okaloosa	1
Ft Pierce, Unknown	1
Garland, Orange	1
Hallandate Ben, Unknown	1
Havana, Leon	1
Hickory, Lee	1
Homeless, Dade	1
Homer, Escambia	1
Hilliard, Unknown	1
Jeffersonville, Broward	1
Knoxville, Escambia	1
Lake Mary, Lake	1
Longwood, Orange	1
Lehigh Cares, Lee	1
Live Oak, Columbia	1
Loganville, Orange	1
Lansdale, Lake	1
Lapeer, Manatee	1
Lauderdale Hill, Unknown	1
Missing, Wakulla	1
Monterey, Broward	1
Mumford, Manatee	1
N/A, Duval	1
Naples, Alachua	1
Ocean City, Broward	1
North Miami, Broward	1
Middleburg, Duval	1
Midland, Osceola	1
Missing, Hamilton	1
Miami, Charlotte	1
Miamii, Dade	1
Miami Garden, Unknown	1
Republic, Monroe	1
Richmond, Palm Beach	1
Ridgewood, Broward	1
Riverview, Manatee	1
Rochester, Broward	1
Roseland, Palm Beach	1

COVID-19: characteristics of 2,042,881 Florida resident cases

Data through Apr 3, 2021 verified as of Apr 4, 2021 at 09:25 AM

Data in this report are provisional and subject to change.

The table below includes the cities and counties of residence for cases in Florida residents based on the patient's ZIP Code. Note that city is not always received as part of the initial notification and may be missing while the case is being investigated.

City and county	Cases
Porter Ranch, Dade	1
Raiford, Bradford	1
Ponte Vedra Beach, Orange	1
Port Orange , Volusia	1
Port Saint Lucie, Indian River	1
Palm City, Unknown	1
Plant City, Unknown	1
Pompano Beach, Alachua	1
Old Town, Gilchrist	1
Oviedo, Leon	1
Opa Locka, Polk	1
Orem, Sarasota	1
Orem, Unknown	1
Wilbur By The Sea, Volusia	1
Willowbrook, Lee	1
Wilmington, Pasco	1
Westerville, Hillsborough	1
Wilton Manors, Dade	1
Winston Salem, Unknown	1
Winter Garden, Hillsborough	1
Woodland Hills, Brevard	1
Youngstown, Calhoun	1
Yulee, Duval	1
San Antonio, Dade	1
San Diego, Unknown	1
Sandyport, Dade	1
Sanford, Palm Beach	1
Russellville, Hillsborough	1
Saint Augustine, Okaloosa	1
Steinhatchee, Alachua	1
Tampa, Escambia	1
Tampa, Manatee	1
Tangerine, Lake	1
University Of Central Florida, Hillsborough	1
University Of Central FI, Pasco	1
Village Of Palm Springs, Palm Beach	1
Virginia Beach, Alachua	1
Webster, Pasco	1
Wekiva Springs, Orange	1
Union City, Bradford	1
Sebastian, Lake	1
Sumter Ville, Unknown	1
Tallahassee, Escambia	1
Springhill, Unknown	1
Telluride, Lee	1
Tampa, Lee	1
South Otselic, Dade	1
Southampton, Palm Beach	1
Stockbridge, Leon	1
Sullivans Island, Dade	1
Pound Ridge, Leon	1
Richmond Heights, Dade	1
Ridge Manor, Hernando	1
Riverview, Pinellas	1
Rochester, Lee	1
Rosemary Beach, Bay	1
Saint Cloud, Orange	1
Sevierville, Dade	1
Saint Petersburg, Dade	1

COVID-19: characteristics of 2,042,881 Florida resident cases

Data through Apr 3, 2021 verified as of Apr 4, 2021 at 09:25 AM

Data in this report are provisional and subject to change.

The table below includes the cities and counties of residence for cases in Florida residents based on the patient's ZIP Code. Note that city is not always received as part of the initial notification and may be missing while the case is being investigated.

City and county	Cases
San Juan, Osceola	1
San Pedro Sula, Dade	1
Sandy, Duval	1
Opa Locka, Unknown	1
Orem, Nassau	1
Orlando, Highlands	1
Northville, Broward	1
Ocala, Indian River	1
Ocoee, Broward	1
Olando, Orange	1
Ocoee, Polk	1
Ponce, Orange	1
Port Charlotte Fl, Unknown	1
Plant City, Hendry	1
Plant City, Pinellas	1
Plantation, Unknown	1
Windermere, Polk	1
Winter Park, Lake	1
West Simsbury, Collier	1
Wayne, Dade	1
Tinley Park, Lee	1
University Of Central Fl, Dade	1
Export, Palm Beach	1
Fdsf, Unknown	1
Felda, Palm Beach	1
Flagler Beach, Volusia	1
Flora, Lee	1
Downers Grove, St. Lucie	1
Delrey Beach, Palm Beach	1
Fort Myers, Lake	1
Fresno, Pasco	1
Fruitland Park, Sumter	1
Fwb, Unknown	1
Gainesville, Marion	1
Gastonia, Polk	1
Clearwater, Highlands	1
Clermont, Unknown	1
Columbia, Orange	1
Coral Gables, Unknown	1
Coral Springs, Unknown	1
Cornelius, Leon	1
Crestview, Dade	1
Dade City, Polk	1
Dania, Unknown	1
Darien, Pasco	1
Arcadia, Charlotte	1
Aspen, Palm Beach	1
Atlanta, Broward	1
Aurburndale, Polk	1
Aventura, Unknown	1
Azalea Park, Sarasota	1
Bartow, Unknown	1
Biscayne Park, Broward	1
Boca Rotan, Unknown	1
Alpharetta, Alachua	1
Apalachicola, Leon	1
Brooksville, Columbia	1
Bryn Mawr, Collier	1
Canfield, Duval	1

COVID-19: characteristics of 2,042,881 Florida resident cases

Data through Apr 3, 2021 verified as of Apr 4, 2021 at 09:25 AM

Data in this report are provisional and subject to change.

The table below includes the cities and counties of residence for cases in Florida residents based on the patient's ZIP Code. Note that city is not always received as part of the initial notification and may be missing while the case is being investigated.

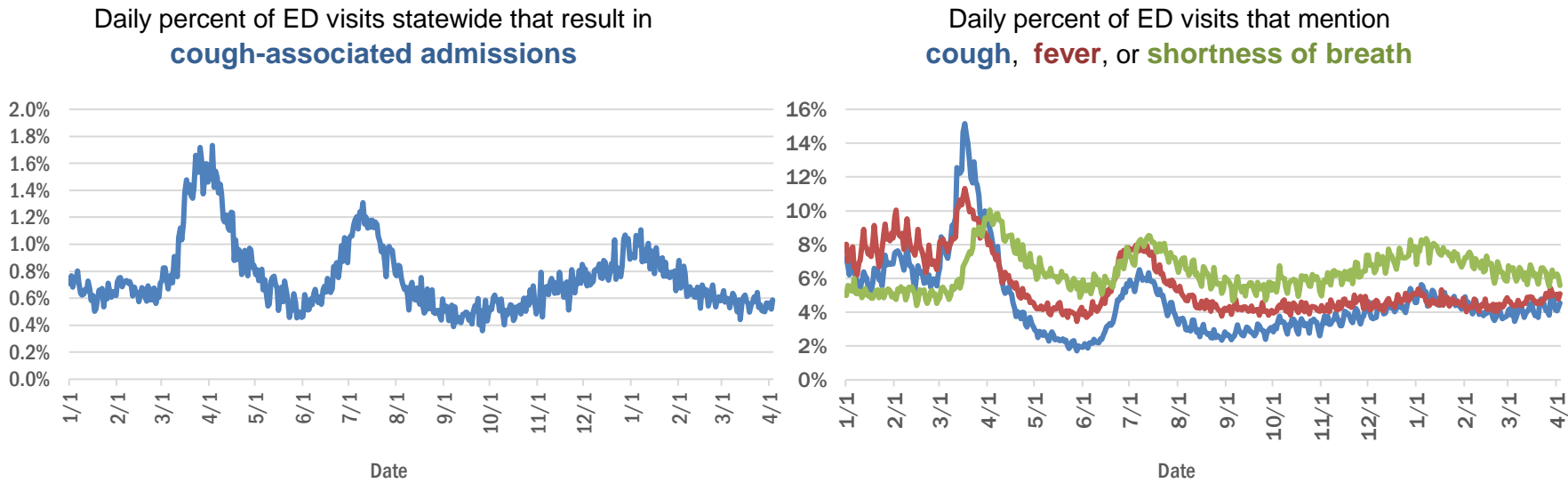
City and county	Cases
Naugatuck, Lee	1
New Vernon, Sarasota	1
New York, Broward	1
Newport Beach, Palm Beach	1
North Adams, Manatee	1
North Little Rock, Palm Beach	1
Myakka, Duval	1
Maitland, Unknown	1
Matlacha Island, Lee	1
Melbourne, Orange	1
Miami Beach, Palm Beach	1
Miami Granders, Dade	1
Missing, Baker	1
Middleburg, Unknown	1
Milford, Palm Beach	1
Milford, Polk	1
Minneapolis, Broward	1
Johns Island, Wakulla	1
Killarney, Orange	1
Knoxville, Duval	1
Havanna, Gadsden	1
Jacksonville, Palm Beach	1
Hilliard, Dade	1
Hollywood, Leon	1
Holt, Unknown	1
Homestead, Monroe	1
Humble, Broward	1
Green, Clay	1
Greensburg, Orange	1
Greenville, Monroe	1
Gulf Shores, Escambia	1
Los Angeles, Polk	1
Lakeland, Pasco	1
Lakewood, Unknown	1
Lake City, Volusia	1
Total	2,042,881

COVID-19: additional surveillance information

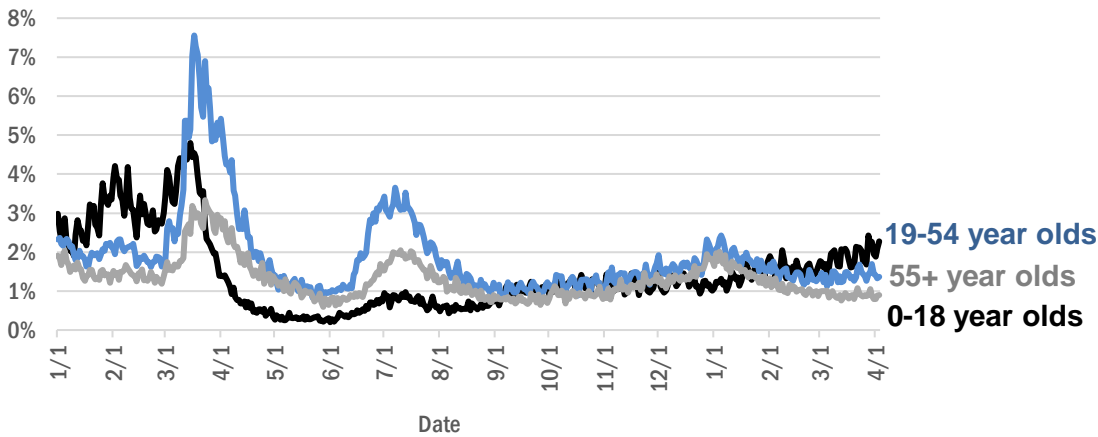
Data through Apr 3, 2021 verified as of Apr 4, 2021 at 09:25 AM

Data in this report are provisional and subject to change.

Statewide emergency department (ED) chief complaint and admission data



Daily percent of ED visits statewide that mention cough by age group



The Electronic Surveillance System for the Early Notification of Community-Based Epidemics (ESSENCE-FL) includes chief complaint data from 211 of 211 Florida EDs. Data are transmitted electronically to ESSENCE-FL daily or hourly.

COVID-19: testing by laboratory

Data through Apr 3, 2021 verified as of Apr 4, 2021 at 09:25 AM

Data in this report are provisional and subject to change.

The numbers in the table below represent the number of Florida and non-Florida residents for whom test results were received by the Department of Health. A person can be tested by more than one laboratory and can have both positive and negative results. **Therefore, the sum of the numbers in each column will be larger than the total number of people tested.**

Reporting lab	Inconclusive	Negative	Positive	Percent positive	Total
CURATIVE LABS	15,289	1,655,471	254,508	13%	1,925,268
LABORATORY CORPORATION OF AMERICA	2,589	1,645,553	223,723	12%	1,871,865
QUEST DIAGNOSTICS	11,979	1,388,161	203,853	13%	1,603,993
BIO REFERENCE LABORATORIES, INC	7,568	951,078	183,009	16%	1,141,655
HELIX	9,351	682,316	119,071	15%	810,738
REALTOX LABS LLC	6,655	607,677	99,829	14%	714,161
NOMI_HEALTH	3,120	494,891	68,197	12%	566,208
RCA LABORATORY SERVICES, LLC/GENETWORX		440,849	48,218	10%	489,067
GENETWORX	661	390,598	32,986	8%	424,245
CDR MAGUIRE - HEALTH CARE CENTER		338,622	51,559	13%	390,181
PALM BEACH BALLPARK		284,212	29,824	9%	314,036
PWNHEALTH	1,818	250,471	33,625	12%	285,914
IMPACT HEALTH BIOMETRIC TESTING, INC	1,045	226,430	27,071	11%	254,546
EAST FLORIDA STATE COLLEGE - BREVARD ☐		212,886	26,986	11%	239,872
BPHL-JACKSONVILLE	18	193,410	33,243	15%	226,671
ADVENTHEALTH LAB	99	173,469	22,187	11%	195,755
NOMI HEALTH LAB SERVICES		172,675	19,949	10%	192,624
FULGENT DIAGNOSTICS LABORATORY	3,655	165,867	18,830	10%	188,352
BPHL-MIAMI	225	152,267	25,551	14%	178,043
MAKO GENOMICS	7,990	143,165	26,272	15%	177,427
CB SMITH PARK		150,114	18,792	11%	168,906
MAYO CLINIC LABORATORIES	338	141,204	17,610	11%	159,152
ELABNETWORK	1,059	138,833	11,892	8%	151,784
BAYCARE LABORATORIES LLC	618	139,182	11,900	8%	151,700
MEMORIAL REGIONAL HOSPITAL SOUTH	30	119,566	24,210	17%	143,806
ORLANDO HEALTH SYSTEM	684	123,760	12,583	9%	137,027
ASCENSION SACRED HEART HOSPITAL - PENSACOLA	2	117,506	18,017	13%	135,525
AEGIS SCIENCES CORPORATION	1,140	113,215	18,540	14%	132,895
NORTHWEST LABORATORY	247	121,098	6,477	5%	127,822
BIOCOLLECTIONS WORLDWIDE, INC	739	113,189	13,647	11%	127,575
ADVENT HEALTH LAB	112	101,258	13,955	12%	115,325
AKESOGEN		96,652	18,648	16%	115,300
TESTING MATTERS INC	888	96,232	17,240	15%	114,360
MEDICAL DIAGNOSTIC LABORATORIES	977	98,598	14,220	12%	113,795
BPHL-TAMPA (SPECTRUM BLVD)	45	92,245	16,989	16%	109,279
UF HEALTH MEDICAL LAB	33	99,576	9,420	9%	109,029
TAMPA GENERAL HOSPITAL	4	95,814	9,153	9%	104,971
DIATHERIX LABORATORIES (VRL EUROFINs)	1	86,531	12,812	13%	99,344
KORVALABS, INC	1,285	91,651	4,710	5%	97,646
BAPTIST HEALTH SOUTH FLORIDA	371	82,063	12,385	13%	94,819
SUNPATH MEDICAL DIAGNOSTICS LABORATORY	833	78,920	12,163	13%	91,916
ASCENSION ST VINCENT'S - RIVERSIDE	1	73,782	10,252	12%	84,035
SOUTH MIAMI HOSPITAL LAB	450	68,231	9,667	12%	78,348
LAKELAND REGIONAL MEDICAL CENTER	129	69,039	8,953	11%	78,121
JACKSON MEMORIAL HOSPITAL CLINICAL LAB	79	65,889	11,756	15%	77,724
UF HEALTH SHANDS HOSPITAL	507	63,687	4,596	7%	68,790
INGENIOUS PERSONALIZED MEDICINE	222	56,838	11,534	17%	68,594

COVID-19: testing by laboratory

Data through Apr 3, 2021 verified as of Apr 4, 2021 at 09:25 AM

Data in this report are provisional and subject to change.

The numbers in the table below represent the number of Florida and non-Florida residents for whom test results were received by the Department of Health. A person can be tested by more than one laboratory and can have both positive and negative results. **Therefore, the sum of the numbers in each column will be larger than the total number of people tested.**

Reporting lab	Inconclusive	Negative	Positive	Percent positive	Total
AMERICAN HEALTH ASSOCIATES	9	62,000	5,239	8%	67,248
AIT LABORATORIES		53,970	6,615	11%	60,585
APPLIED INGENUITY DIAGNOSTICS LLC		57,343	2,718	5%	60,061
MINUTECLINIC LLC		48,227	8,211	15%	56,438
BAPTIST HEALTH - JACKSONVILLE	4	51,507	4,039	7%	55,550
GENESIS REFERENCE LABORATORIES		48,663	5,251	10%	53,914
ARUP LABORATORIES	16	50,093	2,927	6%	53,036
TALLAHASSEE MEMORIAL HOSPITAL	240	45,475	5,543	11%	51,258
ADVENTIST HEALTH SYSTEMS SUNBELT INC DBA		44,649	5,521	11%	50,170
SARASOTA MEMORIAL HOSPITAL MAIN LAB	12	45,757	3,901	8%	49,670
BROWARD GENERAL MEDICAL CENTER-CLINICAL LAB	2	43,280	4,706	10%	47,988
NICKLAUS CHILDREN'S HOSPITAL	72	41,419	5,396	12%	46,887
FLORIDA HOSPITAL - TAMPA	37	42,506	3,431	7%	45,974
VIRACOR EUROFINS		35,864	9,843	22%	45,707
MILLENNIUM PHYSICIAN GROUP	17	36,067	7,019	16%	43,103
DWIC OF TAMPA BAY INC		37,931	4,890	11%	42,821
UNIVERSITY OF MIAMI HOSPITAL	144	37,585	3,801	9%	41,530
LEE HEALTH - CAPE CORAL HOSPITAL	3	35,529	5,753	14%	41,285
MEDFAST URGENT CARE CENTERS, LLC	20	35,503	5,327	13%	40,850
UF HEALTH JACKSONVILLE	54	35,720	4,097	10%	39,871
ECCO LAB GROUP CO	533	33,398	4,686	12%	38,617
ORANGE COUNTY CONVENTION CENTER		33,330	3,710	10%	37,040
MIAMI DADE COUNTY		32,091	3,527	10%	35,618
WALGREENS	36	29,830	5,515	16%	35,381
INTEGRATED REGIONAL LABORATORIES LLP	10	30,931	4,381	12%	35,322
MOUNT SINAI MEDICAL CENTER	11	31,143	3,325	10%	34,479
NORTH FLORIDA REGIONAL MEDICAL CENTER		30,912	3,536	10%	34,448
ST JOSEPHS HOSPITAL LABORATORY	23	29,517	3,733	11%	33,273
BRANDON REGIONAL HOSPITAL		29,445	3,807	11%	33,252
AMELIA EARHART		28,011	4,384	14%	32,395
JUPITER MEDICAL CENTER LAB	84	29,179	2,840	9%	32,103
STS LAB 2 LLC	6	30,320	1,617	5%	31,943
GENESIS MEDICAL LABORATORY	432	26,366	4,741	15%	31,539
NIGHT LITE PEDIATRIC CENTER LLC		28,117	2,991	10%	31,108
JFK MEDICAL CENTER LAB	1	26,632	3,402	11%	30,035
PALMETTO GENERAL HOSPITAL LAB	3	24,684	4,841	16%	29,528
HOLY CROSS HOSPITAL CLINICAL LAB	1	26,453	2,502	9%	28,956
WATSON CLINIC LLP		23,456	5,396	19%	28,852
AVENTUS BIO LABS	16	23,681	3,354	12%	27,051
MALABAR MEDICAL WALK IN CLINIC	1	22,349	4,399	16%	26,749
HEALTHLINK DIAGNOSTIC LABORATORIES	296	23,821	2,419	9%	26,536
INFINITY BIOLOGIX LLC (GINKO BIOWORKS)	108	25,031	1,168	4%	26,307
ACCESS DX LABORATORY	225	22,845	2,108	8%	25,178
MORTON PLANT HOSPITAL-ADLER INSTITUTE	26	21,601	2,616	11%	24,243

COVID-19: testing by laboratory

Data through Apr 3, 2021 verified as of Apr 4, 2021 at 09:25 AM

Data in this report are provisional and subject to change.

The numbers in the table below represent the number of Florida and non-Florida residents for whom test results were received by the Department of Health. A person can be tested by more than one laboratory and can have both positive and negative results. **Therefore, the sum of the numbers in each column will be larger than the total number of people tested.**

Reporting lab	Inconclusive	Negative	Positive	Percent positive	Total
CLEVELAND CLINIC HOSPITAL LAB	4	21,195	2,444	10%	23,643
CLEVELAND CLINIC TRADITION HOSPITAL		21,947	1,691	7%	23,638
LAB DIAGNOSTICS LLC	395	17,632	5,348	23%	23,375
PANCARE OF FLORIDA INC		20,813	2,515	11%	23,328
DRS CLACK SPENCER WHITE & MCCORMACK PA D/B/A		21,013	2,076	9%	23,089
SAINT MARY'S MEDICAL CENTER	25	20,510	2,307	10%	22,842
STATLAB_MOBILE	1	20,399	2,059	9%	22,459
UNITED CLINICAL LABORATORY LLC	3	19,812	2,590	12%	22,405
NAPLES COMMUNITY HOSPITAL	72	19,780	2,045	9%	21,897
PATIENTS FIRST LAKE ELLA MEDICAL CENTER PA		17,952	3,284	15%	21,236
BAYFRONT HEALTH - ST PETERSBURG	17	18,646	2,530	12%	21,193
MIAMI BEACH CONVENTION CENTER		19,783	1,402	7%	21,185
ADVENT HEALTH - DAYTONA BEACH	32	18,890	1,718	8%	20,640
EXACT SCIENCES LABORATORIES		18,177	2,307	11%	20,484
OSCEOLA REGIONAL MEDICAL CENTER	1	17,260	2,392	12%	19,653
LEESBURG REGIONAL MEDICAL CENTER		17,078	2,339	12%	19,417
HOMESTEAD HOSPITAL CLINICAL LABORATORY	27	15,807	3,340	17%	19,174
CLARITY LAB SOLUTIONS	101	16,883	1,994	11%	18,978
MEMORIAL HOSPITAL JACKSONVILLE	8	15,781	2,792	15%	18,581
NORTHWEST MEDICAL CENTER	1	16,116	2,237	12%	18,354
ORANGE PARK MEDICAL CENTER	9	15,003	2,718	15%	17,730
INDIAN RIVER PATHOLOGY LLC		16,247	1,285	7%	17,532
HEALTH CENTER AT SINAI RESIDENCES		16,930	506	3%	17,436
BETHESDA HOSPITAL EAST		15,812	1,571	9%	17,383
VISTA CLINICAL DIAGNOSTICS	489	14,849	1,872	11%	17,210
OAK HILL HOSPITAL		15,309	1,878	11%	17,187
BIOCERNA LABS	461	14,582	2,112	12%	17,155
DELRAY MEDICAL CENTER LAB	3	15,410	1,718	10%	17,131
ACCESS MEDICAL LABORATORIES	4	8,674	8,195	49%	16,873
LAWNWOOD REGIONAL MEDICAL CENTER	1	14,558	2,297	14%	16,856
MEMORIAL REGIONAL HOSPITAL CLINICAL LABORATORY	10	15,506	1,035	6%	16,551
WEST KENDALL BAPTIST HOSPITAL	14	13,441	3,060	19%	16,515
WELLINGTON REGIONAL MED CTR LAB	6	14,468	1,798	11%	16,272
THE HEALTHCARE DISTRICT OF PALM BEACH COUNTY	51	14,177	2,008	12%	16,236
BAPTIST HEALTH - SOUTH		14,935	1,237	8%	16,172
FULGENT DIAGNOSTICS	171	14,994	990	6%	16,155
ADVENTHEALTH CENTRA CARE LAKE BUENA VISTA		14,087	1,865	12%	15,952
LARGO MEDICAL CENTER		14,121	1,698	11%	15,819
WINTER HAVEN HOSPITAL CLINICAL LABORATORY	4	13,381	2,374	15%	15,759
MOLECULAR INFECTIOUS DISEASES	563	14,261	616	4%	15,440
BAPTIST HEALTHCARE - BAPTIST HOSPITAL	5	12,209	3,224	21%	15,438
SYNERGY DIAGNOSTIC LABORATORY	98	13,517	1,799	12%	15,414
PRIVA PATH LABS	79	14,344	986	6%	15,409
UHEALTH CORAL GABLES/LENNAR MED CTR	45	14,278	1,018	7%	15,341
NEMOURS CHILDRENS HOSPITAL	1	14,385	871	6%	15,257

COVID-19: testing by laboratory

Data through Apr 3, 2021 verified as of Apr 4, 2021 at 09:25 AM

Data in this report are provisional and subject to change.

The numbers in the table below represent the number of Florida and non-Florida residents for whom test results were received by the Department of Health. A person can be tested by more than one laboratory and can have both positive and negative results. **Therefore, the sum of the numbers in each column will be larger than the total number of people tested.**

Reporting lab	Inconclusive	Negative	Positive	Percent positive	Total
LEE HEALTH - LEE MEMORIAL HOSPITAL		11,602	3,651	24%	15,253
MEDICAL CENTER OF TRINITY CLINICAL LABORATORY	2	13,481	1,523	10%	15,006
MEDRITE MEDICAL CARE, PC	6,839	7,450	712	5%	15,001
PALMS WEST HOSPITAL LAB	2	12,952	2,002	13%	14,956
WEST FLORIDA HOSPITAL LAB	1	11,837	3,059	21%	14,897
LABS ASAP LLC		13,418	1,391	9%	14,809
CARDIOPATH	84	12,724	1,875	13%	14,683
NONA SCIENTIFIC	5	11,510	3,143	21%	14,658
INDIAN RIVER MEDICAL CENTER LAB		13,669	852	6%	14,521
WESTSIDE REGIONAL MED CTR	2	12,312	2,105	15%	14,419
GOOD SAMARITAN MEDICAL CENTER LAB	2	12,593	1,819	13%	14,414
MERCY HOSPITAL A CAMPUS OF PLANTATION GEN HOSP LAB	1	12,146	2,177	15%	14,324
NATIONWIDE LABORATORY SERVICES INC	476	12,000	1,630	12%	14,106
REGIONAL MEDCIAL CENTER BAYONET POINT	2	12,918	1,097	8%	14,017
THE VILLAGES REGIONAL HOSPITAL		12,473	1,387	10%	13,860
GULF COAST MEDICAL CENTER MICROLAB		10,818	2,866	21%	13,684
AVENTURA HOSPITAL LAB		10,763	2,476	19%	13,239
CORAL GABLES HOSPITAL CLINICAL LABORATORY		11,205	1,987	15%	13,192
CAPITAL REGIONAL MEDICAL CTR		10,528	2,406	19%	12,934
ST ANTHONY'S HOSPITAL LAB	30	11,297	1,587	12%	12,914
BAPTIST HEALTH SOUTH FLORIDA - WEST KENDALL URGENT CARE		10,802	2,110	16%	12,912
BLAKE MEDICAL CENTER		11,319	1,530	12%	12,849
WEST BOCA MEDICAL CENTER LAB		11,869	948	7%	12,817
HALIFAX MEDICAL CENTER LAB	38	10,911	1,860	15%	12,809
PRECISION HEALTH RESOURCES LLC		11,927	792	6%	12,719
MANATEE MEMORIAL HOSPITAL		11,545	1,066	8%	12,611
LEE HEALTH - HEALTH PARK MEDICAL CENTER		10,560	1,958	16%	12,518
PALM BEACH GARDENS MEDICAL CTR LAB		11,169	1,205	10%	12,374
GENOVA DIAGNOSTICS LABORATORY	67	11,131	1,089	9%	12,287
FLORIDA LABORATORY ANALYSIS		10,713	1,507	12%	12,220
ST JOSEPHS HOSPITAL	18	10,461	1,725	14%	12,204
LAKE CITY HM		11,147	988	8%	12,135
BINAXNOW	9	9,179	2,875	24%	12,063
PATHNOSTICS	41	9,570	2,418	20%	12,029
PWN HEALTH	17	9,886	2,075	17%	11,978
FLORIDA HOSPITAL WATERMAN LABORATORY	70	10,997	863	7%	11,930
LARKIN COMMUNITY HOSPITAL	10	10,280	1,520	13%	11,810
FLORIDA HOSPITAL HEARTLAND MED CTR CLINICAL LAB	33	10,254	1,467	12%	11,754
ST MARKS HOSPITAL LABORATORY B	78	10,627	1,002	9%	11,707
PLANTATION GENERAL HOSPITAL		9,899	1,776	15%	11,675
LAKE CITY MEDICAL CENTER		9,431	2,244	19%	11,675
COAST DIAGNOSTICS LLC	45	10,309	1,247	11%	11,601
PHYSICIANS REGIONAL MEDICAL CENTER - PINE RIDGE RD	1	10,354	1,190	10%	11,545
VIKOR SCIENTIFIC	49	9,420	1,831	16%	11,300
MEASE COUNTRYSIDE LAB	14	9,979	1,258	11%	11,251
FLORIDA MEDICAL CENTER - A CAMPUS OF NORTH SHORE	2	9,895	1,351	12%	11,248
EXPRESS GENE MOLECULAR DIAGNOSTICS LABORATORY		9,716	1,493	13%	11,209

COVID-19: testing by laboratory

Data through Apr 3, 2021 verified as of Apr 4, 2021 at 09:25 AM

Data in this report are provisional and subject to change.

The numbers in the table below represent the number of Florida and non-Florida residents for whom test results were received by the Department of Health. A person can be tested by more than one laboratory and can have both positive and negative results. **Therefore, the sum of the numbers in each column will be larger than the total number of people tested.**

Reporting lab	Inconclusive	Negative	Positive	Percent positive	Total
CernerELR_Advent		9,775	1,379	12%	11,154
ADVENT HEALTH - WESLEY CHAPEL	14	10,047	1,035	9%	11,096
CENTRAL FLORIDA REGIONAL HOSPITAL		9,876	1,159	11%	11,035
AMERICAN FAMILY CARE	1	6,514	4,490	41%	11,005
ADVENTHEALTH CENTRA CARE WATERFORD LAKES		9,183	1,770	16%	10,953
DOCTORS HOSPITAL	7	9,186	1,739	16%	10,932
NORTHSIDE HOSPITAL AND HEART INSTITUTE		9,749	1,073	10%	10,822
SARKIS CLINICAL TRIALS	25	9,285	1,307	12%	10,617
CORAL SPRINGS MED CTR		9,579	1,029	10%	10,608
JOHNS HOPKINS ALL CHILDREN'S HOSPITAL		9,924	677	6%	10,601
LEON MEDICAL CENTERS LLC		8,423	2,169	20%	10,592
NCF DIAGNOSTICS & DNA TECHNOLOGIES LAB	164	9,851	524	5%	10,539
FLORIDA HOSPITAL DELAND	10	9,257	1,266	12%	10,533
LARKIN COMMUNITY HOSPITAL INC DBA CARDIOTROPIC		6,819	3,620	35%	10,439
HEALTHQUEST ESOTERICS		8,784	1,523	15%	10,307
BAPTIST HEALTH SOUTH FLORIDA - COUNTRY WALK URGENT CARE		8,471	1,799	18%	10,270
LABSTAT LLC	20	9,716	459	5%	10,195
WEST PALM HOSPITAL LAB		9,288	774	8%	10,062
ADVENTHEALTH CENTRA CARE ST CLOUD	1	8,668	1,384	14%	10,053
AVECINA MEDICAL	4	6,205	3,690	37%	9,899
SRQ DRIVE THROUGH		8,944	905	9%	9,849
SYNERGY LABORATORIES	33	8,634	1,146	12%	9,813
P4 CLINICAL, LLC	204	8,630	964	10%	9,798
AVECINA	20	9,006	704	7%	9,730
MEDARBOR DIAGNOSTICS	1	8,584	1,145	12%	9,730
OCALA REGIONAL MEDICAL CENTER		8,443	1,218	13%	9,661
PALM BEACH BALL PARK		8,607	1,026	11%	9,633
BOSTON HEART DIAGNOSTICS CORP		8,389	1,204	13%	9,593
BROWARD HEALTH NORTH CLINICAL LABORATORY		8,521	1,071	11%	9,592
H LEE MOFFITT CANCER CENTER LABORATORY	2	9,248	246	3%	9,496
NORTH SHORE MEDICAL CENTER		7,865	1,572	17%	9,437
FLORIDA HOSPITAL FLAGLER	29	8,489	881	9%	9,399
FLORIDA HOSPITAL ZEPHYRHILLS	10	8,233	1,026	11%	9,269
LEE HEALTH - GULF COAST MEDICAL CENTER	2	7,510	1,754	19%	9,266
FLORIDA HOSPITAL OF CARROLLWOOD	23	7,931	1,295	14%	9,249
GENE BY GENE, GENOMICS RESEARCH CENTER LAB	44	8,519	586	6%	9,149
INFORM DIAGNOSTICS, INC		8,545	509	6%	9,054
SANTA ROSA MEDICAL CENTER	2	7,507	1,486	17%	8,995
CERNERELR_BAYCARE	43	8,320	616	7%	8,979
BAPTIST HEALTH - BEACHES		8,191	660	7%	8,851
CLEVELAND CLINIC MARTIN SOUTH HOSPITAL	1	7,748	933	11%	8,682
FAU		8,035	647	7%	8,682
ADVENTHEALTH CENTRA CARE UNIVERSITY	1	7,657	987	11%	8,645
BAPTIST HEALTH SOUTH FLORIDA - MIAMI LAKES URGENT CARE		6,793	1,844	21%	8,637
ANNE BATES LEACH EYE HOSPITAL/ ABLEH MICROBIOLOGY LABORATORY	9	8,501	121	1%	8,631
ADVENTHEALTH CENTRA CARE CLERMONT		7,450	1,174	14%	8,624
SOUTH BAY HOSPITAL CLINICAL LAB	1	7,686	905	11%	8,592

COVID-19: testing by laboratory

Data through Apr 3, 2021 verified as of Apr 4, 2021 at 09:25 AM

Data in this report are provisional and subject to change.

The numbers in the table below represent the number of Florida and non-Florida residents for whom test results were received by the Department of Health. A person can be tested by more than one laboratory and can have both positive and negative results. **Therefore, the sum of the numbers in each column will be larger than the total number of people tested.**

Reporting lab	Inconclusive	Negative	Positive	Percent positive	Total
BAYCARE COMMUNITY HEALTH		8,363	197	2%	8,560
MEMORIAL HOSPITAL WEST LABORATORY SERVICES	14	7,760	766	9%	8,540
CLEVELAND CLINIC MARTIN NORTH HOSPITAL		7,548	928	11%	8,476
NCH DOWNTOWN NAPLES HOSPITAL	16	7,690	694	8%	8,400
ADVENTHEALTH CENTRA CARE WINTER GARDEN	1	7,441	945	11%	8,387
ADVENTHEALTH CENTRA CARE WINTER PARK		7,523	859	10%	8,382
POINCIANA MEDICAL CENTER		6,591	1,767	21%	8,358
INDIAN RIVER MEDICAL CENTER		7,348	999	12%	8,347
MEMORIAL HOSPITAL MICRO		7,790	554	7%	8,344
AVECINA MEDICAL OAKLEAF	3	6,977	1,330	16%	8,310
CERNERELR_BAPTISTMIAMI	31	7,313	862	11%	8,206
FLORIDA HOSPITAL OCALA		7,199	974	12%	8,173
WEST MARION COMMUNITY HOSPITAL LAB		6,825	1,336	16%	8,161
ST LUCIE MEDICAL CENTER		6,591	1,533	19%	8,124
ISPM LABS, LLC DBA CAPSTONE DIAGNOSTICS, LLC		7,727	394	5%	8,121
ADVENTHEALTH CENTRA CARE LAKELAND	1	6,942	1,052	13%	7,995
LEE DAVIS COMMUNITY RESOURCE CENTER		6,811	1,090	14%	7,901
LAKEWOOD RANCH MEDICAL CENTER		7,285	612	8%	7,897
KD MEDICAL CHOICE LLC	5	7,133	736	9%	7,874
FLORIDA HOSPITAL FISH MEMORIAL	19	6,663	1,164	15%	7,846
ADVENTHEALTH CENTRA CARE LEE ROAD		6,942	813	10%	7,755
MORTON PLANT-MEASE	5	6,966	748	10%	7,719
NCH NORTH NAPLES HOSPITAL	8	6,910	745	10%	7,663
ATLANTIS URGENT CARE	12	5,975	1,674	22%	7,661
ARCPOINT LABS OF FORT MYERS	5	6,726	918	12%	7,649
NCH NORTH NAPLES HOSPITAL LAB	15	6,733	830	11%	7,578
ADVENTHEALTH CENTRA CARE HUNTERS CREEK	3	6,516	988	13%	7,507
ADVENTHEALTH CENTRA CARE DR PHILLIPS		6,774	731	10%	7,505
BAPTIST HEALTH SOUTH FLORIDA - WESTCHESTER URGENT CARE		6,171	1,331	18%	7,502
QDX PATHOLOGY SERVICES	2	7,046	415	6%	7,463
BAYFRONT HEALTH - PORT CHARLOTTE		6,783	568	8%	7,351
ADVENTHEALTH CENTRA CARE SANFORD		6,456	869	12%	7,325
HIALEAH HOSPITAL	4	5,714	1,594	22%	7,312
ADVENTHEALTH CENTRA CARE LAKE MARY	2	6,233	922	13%	7,157
BAPTIST HEALTH SOUTH FLORIDA - DORAL URGENT CARE		5,750	1,400	20%	7,150
ADVENTHEALTH CENTRA CARE MOUNT DORA		5,990	1,084	15%	7,074
ADVENTHEALTH CENTRA CARE APOPKA	1	6,063	999	14%	7,063
OVIEDO MEDICAL CENTER		6,319	713	10%	7,032
BAPTIST HEALTH - NASSAU		6,633	358	5%	6,991
HOLIDAY CVS LLC		6,620	370	5%	6,990
ADVENTHEALTH CENTRA CARE KISSIMMEE		6,245	694	10%	6,939
AVERO DIAGNOSTICS - IRVING	11	6,445	473	7%	6,929
COMMUNITY HEALTH CENTERS OF PINELLAS INC		5,599	1,321	19%	6,920
ADVENTIST HEALTH SYSTEMS, SUNBELT INC		6,017	900	13%	6,917
MEDEXPRESS URGENT CARE	2	4,718	2,128	31%	6,848
MEDEXPRESS URGENT CARE OF BOYNTON BEACH LLC		6,303	540	8%	6,843
LUMINUS DIAGNOSTICS		6,280	556	8%	6,836

COVID-19: testing by laboratory

Data through Apr 3, 2021 verified as of Apr 4, 2021 at 09:25 AM

Data in this report are provisional and subject to change.

The numbers in the table below represent the number of Florida and non-Florida residents for whom test results were received by the Department of Health. A person can be tested by more than one laboratory and can have both positive and negative results. **Therefore, the sum of the numbers in each column will be larger than the total number of people tested.**

Reporting lab	Inconclusive	Negative	Positive	Percent positive	Total
PARAMOUNT URGENT CARE	2	3,727	3,081	45%	6,810
IMPERIAL POINT MEDICAL CENTER		6,190	588	9%	6,778
LEE HEALTH CONVENIENT CARE - PAGE FIELD		5,987	751	11%	6,738
UNKNOWN	4	3,489	3,222	48%	6,715
EGLIN AIR FORCE BASE	14	5,020	1,649	25%	6,683
ST PETERSBURG GENERAL HOSPITAL		5,648	978	15%	6,626
VISTA CLINICAL	8	3,882	2,716	41%	6,606
EMPIRE CITY LABORATORIES INC	83	5,581	908	14%	6,572
ADVENTHEALTH CENTRA CARE ALTAMONTE		5,745	822	13%	6,567
SUNCOAST PATHOLOGY ASSOCIATES		6,003	558	9%	6,561
ST JOSEPHS NORTH HOSPITAL LAB	7	5,537	934	14%	6,478
DYNIX DIAGNOSTIX		5,853	606	9%	6,459
SOLARIS DIAGNOSTICS	10	5,863	582	9%	6,455
CLINICAL REFERENCE LABORATORY	2	6,120	323	5%	6,445
ACUTIS DIAGNOSTICS	171	5,130	1,078	17%	6,379
FORT WALTON BEACH MEDICAL CENTER		5,471	905	14%	6,376
EMERALD COAST URGENT CARE		4,891	1,467	23%	6,358
MEDEXPRESS URGENT CARE HUDSON		5,477	867	14%	6,344
ADVENTHEALTH EXPRESS CARE		5,222	1,107	17%	6,329
SPORTS DRUG TESTING LABORATORY	88	5,971	154	2%	6,213
AHCC WESLEY CHAPEL		5,460	689	11%	6,149
ADVENTHEALTH CENTRA CARE AZALEA PARK		5,275	874	14%	6,149
FLORIDA HOSPITAL NORTH PINELLAS	11	5,623	493	8%	6,127
NORTHWEST FLORIDA COMMUNITY HOSPITAL	46	4,629	1,443	24%	6,118
MICROGEN DX	4	5,291	714	12%	6,009
BAPTIST HEALTH SOUTH FLORIDA - PEMBROKE PINES URGENT CARE		4,979	1,017	17%	5,996
ADVENTHEALTH CENTRA CARE OVIEDO		5,131	846	14%	5,977
MINUTECLINIC LLC		5,067	876	15%	5,943
BAYFRONT HEALTH - VENICE REGIONAL MEDICAL	1	5,374	537	9%	5,912
ADVENT HEALTH - HEART OF FLORIDA ER	1	5,112	791	13%	5,904
ANGEL KIDS PEDIATRICS		5,543	321	5%	5,864
MINUTECLINIC		4,995	840	14%	5,835
URGENT CARE OF THE PALM BEACHES		4,825	934	16%	5,759
PRO CLINIC		4,665	1,078	19%	5,743
PUTNAM COMMUNITY MEDICAL CENTER		5,027	706	12%	5,733
FLORIDA COMMUNITY HEALTH CENTER		4,569	1,153	20%	5,722
MINUTECLINIC LLC #3703		4,683	1,030	18%	5,713
DOCTORS URGENT CARE LLC	1	4,655	1,054	18%	5,710
SOUTH FLORIDA BAPTIST HOSPITAL MICRO	4	4,746	940	17%	5,690
ADVENTHEALTH CENTRA CARE LONGWOOD		4,948	686	12%	5,634
MINUTECLINIC LLC #1067		4,834	755	14%	5,589
COASTAL MED URGENT CARE		4,054	1,526	27%	5,580
ADVENTHEALTH CENTRA CARE SOUTH ORANGE		4,790	783	14%	5,573
SUNRISE MEDICAL LABORATORIES	2	5,160	392	7%	5,554
ADVENTHEALTH CENTRA CARE ORANGE LAKE		4,841	634	12%	5,475
MEDICAL DNA LABS LLC	3	4,970	477	9%	5,450
TROPICANA FIELD - LOT 2	19	4,935	493	9%	5,447

COVID-19: testing by laboratory

Data through Apr 3, 2021 verified as of Apr 4, 2021 at 09:25 AM

Data in this report are provisional and subject to change.

The numbers in the table below represent the number of Florida and non-Florida residents for whom test results were received by the Department of Health. A person can be tested by more than one laboratory and can have both positive and negative results. **Therefore, the sum of the numbers in each column will be larger than the total number of people tested.**

Reporting lab	Inconclusive	Negative	Positive	Percent positive	Total
HEALTH FIRST ADVENTHEALTH CENTRA CARE - TITUSVILLE		4,605	827	15%	5,432
FLORIDA FAMILY LABORATORY, INC DBA	44	4,938	432	8%	5,414
DOCTORS URGENT CARE OF LUTZ LLC	1	4,358	1,049	19%	5,408
LABORATORY OF FLORIDA LLC	41	4,931	434	8%	5,406
ADVENTHEALTH CENTRA CARE PORT ORANGE		4,544	857	16%	5,401
MINUTECLINIC LLC #8396		4,606	787	15%	5,393
UNIVERSITY HOSPITAL AND MEDICAL CENTER		4,067	1,263	24%	5,330
ADVENTHEALTH CENTRA CARE SAND LAKE		4,756	565	11%	5,321
ESCAMBIA COMMUNITY CLINICS INC	8	4,005	1,284	24%	5,297
MEDEXPRESS URGENT CARE - ROYAL PALM BEACH		4,728	567	11%	5,295
BAPTIST HEALTH SOUTH FLORIDA - CORAL SPRINGS URGENT CARE		4,533	758	14%	5,291
MEDCOMP SCIENCES LLC	120	3,192	1,978	37%	5,290
URGENT CARE CURE	2	4,546	737	14%	5,285
HOLMES REG MED CENTER CLINICAL LAB		4,656	603	11%	5,259
MARTIN HOSPITAL SOUTH LAB		4,966	290	6%	5,256
BAPTIST HEALTH - NORTH		4,160	1,093	21%	5,253
MEDEXPRESS URGENT CARE - ESTERO		4,703	539	10%	5,242
WELLINGTON REGIONAL MEDICAL CENTER		4,814	419	8%	5,233
PALMS OF PASADENA HOSPITAL		4,660	554	11%	5,214
ADVENTHEALTH CENTRA CARE LEESBURG		4,246	941	18%	5,187
MEDEXPRESS URGENT CARE - GOLDEN GATE		4,578	600	12%	5,178
BAPTIST HEALTH SOUTH FLORIDA - KENDALE LAKES URGENT CARE		4,120	993	19%	5,113
WESTCHESTER HOSPITAL	23	4,151	931	18%	5,105
TRINITY SPRINGS		4,372	729	14%	5,101
THE CENTER FOR URGENT CARE	3	4,265	827	16%	5,095
DOCTORS HOSPITAL OF SARASOTA CLINICAL LABORATORY		4,436	644	13%	5,080
HEALTH FIRST ADVENTHEALTH CENTRA CARE GATEWAY	1	4,544	510	10%	5,055
BAPTIST HEALTH SOUTH FLORIDA - TAMiami TRAIL URGENT CARE		4,075	979	19%	5,054
ALTRU DIAGNOSTICS INC	4	4,877	169	3%	5,050
MEDEXPRESS URGENT CARE PALM BEACH GARDENS		4,604	444	9%	5,048
PEDIATRIC HEALTH CARE ALLIANCE PA		4,596	421	8%	5,017
TALLAHASSEE PRIMARY CARE ASSOCIATES		4,390	595	12%	4,985
RAULERSON HOSPITAL		4,115	822	17%	4,937
BAPTIST HEALTH SOUTH FLORIDA - CORAL GABLES (UNIVERSITY) URGENT CARE		4,164	673	14%	4,837
BAPTIST HEALTH SOUTH FLORIDA - PINECREST URGENT CARE		4,132	682	14%	4,814
BAPTIST HEALTH SOUTH FLORIDA - CORAL GABLES URGENT CARE		3,967	800	17%	4,767
PARAMOUNT URGENT CARE - WINDERMERE	2	3,095	1,630	34%	4,727
PHARMCO RX	2	4,420	287	6%	4,709
MEDEXPRESS URGENT CARE - LAKELAND		4,114	566	12%	4,680
BAYFRONT HEALTH - SEVEN RIVERS		4,252	397	9%	4,649
NIGHT LITE PEDIATRICS	4	3,343	1,258	27%	4,605
BAPTIST HEALTH SOUTH FLORIDA - PALMETTO BAY URGENT CARE		3,864	739	16%	4,603
MINUTE CLINIC LLC		4,007	596	13%	4,603
BETHESDA HOSPITAL WEST		4,132	470	10%	4,602
PREMIER MEDICAL	2	4,492	94	2%	4,588
MEASE DUNEDIN HOSPITAL	5	4,100	478	10%	4,583
MINUTECLINIC LLC # 0709		3,858	707	15%	4,565

COVID-19: testing by laboratory

Data through Apr 3, 2021 verified as of Apr 4, 2021 at 09:25 AM

Data in this report are provisional and subject to change.

The numbers in the table below represent the number of Florida and non-Florida residents for whom test results were received by the Department of Health. A person can be tested by more than one laboratory and can have both positive and negative results. **Therefore, the sum of the numbers in each column will be larger than the total number of people tested.**

Reporting lab	Inconclusive	Negative	Positive	Percent positive	Total
ASCENSION SACRED HEART - EMERALD COAST		3,803	747	16%	4,550
MOFFITT CANCER CENTER	6	4,401	97	2%	4,504
BAYFRONT HEALTH - BROOKSVILLE		3,972	500	11%	4,472
VENTURE MEDICAL OF FLORIDA LLC		4,121	332	7%	4,453
PREMIER URGENT CARE OF BREVARD LLC	4	3,824	541	12%	4,369
ADVENTHEALTH PROMPT CARE	2	3,174	1,185	27%	4,361
ADVENTHEALTH CENTRA CARE COLONIAL TOWN	2	3,885	460	11%	4,347
TWIN CITIES HOSPITAL	1	3,770	513	12%	4,284
PALMS MEDICAL GROUP	5	2,968	1,311	31%	4,284
BAYFRONT HEALTH - PUNTA GORDA		3,928	318	7%	4,246
MEMORIAL HOSPITAL- MIRAMAR	12	3,912	317	7%	4,241
US BIOTEK LABORATORIES	15	3,844	368	9%	4,227
BAYA PHARMACY & URGENT CARE		3,111	1,106	26%	4,217
DESOTO MEMORIAL HOSPITAL	3	3,460	754	18%	4,217
GENESIS DIAGNOSTICS		3,939	244	6%	4,183
ACCU REFERENCE MEDICAL LAB	9	3,364	790	19%	4,163
ENGLEWOOD COMMUNITY HOSPITAL		3,796	366	9%	4,162
AMELIA URGENT CARE		2,545	1,614	39%	4,159
DOCTORS TEST CENTERS		3,682	472	11%	4,154
BAYFRONT HEALTH - SPRING HILL		3,797	346	8%	4,143
QUICK CARE MED PL	2	3,423	683	17%	4,108
NIGHT LITE PEDIATRICS URGENT CARE	1	3,417	649	16%	4,067
ADVENTIST HEALTH SYSTEMS SUNBELT IN DBA		3,601	462	11%	4,063
ADVENTHEALTH CENTRA CARE		3,601	446	11%	4,047
LAKESIDE MEDICAL CENTER		3,190	816	20%	4,006
MEDEXPRESS URGENT CARE CAPE CORAL		3,413	554	14%	3,967
FLAGLER HOSPITAL LABORATORY	8	2,914	1,020	26%	3,942
MINUTECLINIC LLC #3463		3,284	623	16%	3,907
MINUTECLINIC LLC #3631		3,293	582	15%	3,875
MC DIAGNOSTIC OF CONNECTICUT, PC #2220		3,326	532	14%	3,858
PARAMOUNT URGENT CARE INC		1,787	2,057	54%	3,844
MINUTECLINIC LLC 5852		3,278	553	14%	3,831
BAPTIST HEALTH SOUTH FLORIDA - DAVIE URGENT CARE		3,117	671	18%	3,788
MINUTECLINIC LLC #5253		3,126	625	17%	3,751
SIPARADIGM LLC	54	3,438	256	7%	3,748
MINUTECLINIC LLC #5249		3,000	705	19%	3,705
BAPTIST HEALTH SOUTH FLORIDA - WESTON URGENT CARE		3,194	468	13%	3,662
MEDEXPRESS URGENT CARE LEHIGH ACRES		3,156	495	14%	3,651
CLARITY LAB SOLUTIONS LLC		3,608	4	0%	3,612
HIGHLANDS REGIONAL MEDICAL CENTER		2,819	779	22%	3,598
MINUTECLINIC LLC #5190		2,956	631	18%	3,587
HEALTH FIRST ADVENTHEALTH CENTRA CARE COCOA		3,212	350	10%	3,562
ADVENTHEALTH CENTRA CARE WINTER HAVEN	1	2,656	894	25%	3,551
PROHEALTH	3	1,964	1,576	44%	3,543
BARTOW REGIONAL MEDICAL CENTER	1	2,987	551	16%	3,539
MINUTECLINIC LLC #5854		2,939	565	16%	3,504
PRECISION HEALTH SOLUTIONS		3,289	174	5%	3,463

COVID-19: testing by laboratory

Data through Apr 3, 2021 verified as of Apr 4, 2021 at 09:25 AM

Data in this report are provisional and subject to change.

The numbers in the table below represent the number of Florida and non-Florida residents for whom test results were received by the Department of Health. A person can be tested by more than one laboratory and can have both positive and negative results. **Therefore, the sum of the numbers in each column will be larger than the total number of people tested.**

Reporting lab	Inconclusive	Negative	Positive	Percent positive	Total
VERILY LIFE SCIENCES	1	3,405	46	1%	3,452
BRASHEAR'S VITAL CARE CORP		2,719	717	21%	3,436
BAPTIST HEALTH SOUTH FLORIDA - BRICKELL URGENT CARE		2,843	593	17%	3,436
CARENOW URGENT CARE	1	2,126	1,308	38%	3,435
MIDWAY SPECIALTY CARE CENTER DIAGNOSTICS	38	3,146	238	7%	3,422
ADVENT HEALTH - NEW SMYRNA		2,803	615	18%	3,418
BAPTIST HEALTH URGENT CARE AT SAWGRASS		2,822	573	17%	3,395
IMMOKALEE CHD		3,155	234	7%	3,389
BAYFRONTVENICEREGIONAL		3,283	103	3%	3,386
HEALTH FIRST ADVENTHEALTH CENTRA CARE MALABAR		3,039	324	10%	3,363
ADVENTHEALTH CENTRA CARE KIDS LAKE MARY		3,100	250	7%	3,350
MEDEXPRESS URGENT CARE - DELAND		2,962	359	11%	3,321
LOWER KEYS MEDICAL CENTER		3,019	293	9%	3,312
MINUTECLINIC LLC #3662		2,803	500	15%	3,303
ADVENT HEALTH CENTRA CARE -WINTER PARK KIDS URGENT CARE	4	3,015	275	8%	3,294
MINUTECLINIC LLC #4415		2,774	497	15%	3,271
GENOSUR LLC	7	3,213	39	1%	3,259
MEDIPATH LLC		2,818	420	13%	3,238
WALGREEN CO	2	2,844	359	11%	3,205
HOLIDAY CVS LLC DBA CVS PHARMACY #5154		3,109	90	3%	3,199
MEDONE PLLC		2,444	754	24%	3,198
SELECT LABORATORIES - MARION COUNTY, FL LLC	5	2,882	307	10%	3,194
MINUTECLINIC LLC #7886		2,774	417	13%	3,191
MINUTECLINIC LLC #1771		2,687	488	15%	3,175
MINUTECLINIC LLC #5214		2,719	454	14%	3,173
PARAMOUNT URGENT CARE - ORLANDO		2,196	976	31%	3,172
MINUTECLINIC LLC #7887		2,761	408	13%	3,169
MEDEXPRESS URGENT CARE - VERO BEACH		2,752	415	13%	3,167
MINUTECLINIC LLC # 3930		2,730	424	13%	3,154
PRIMEHEALTH URGENT CARE INC		2,692	461	15%	3,153
MINUTECLINIC LLC #4458		2,598	519	17%	3,117
MINUTECLINIC, LLC #4015		2,467	643	21%	3,110
EXACT SCIENCES LABORATORIES, LLC		2,828	271	9%	3,099
MINUTECLINIC LLC # 0514		2,714	375	12%	3,089
MINUTECLINIC LLC #3814		2,621	465	15%	3,086
BMCT Molecular Diagnostics Subsection		2,574	511	17%	3,085
MINUTECLINIC LLC #7225		2,628	455	15%	3,083
BAPTIST HEALTH EMERGENCY CENTER COUNTRY WALK	1	2,599	470	15%	3,070
MEMORIAL HOSPITAL PEMBROKE	3	2,710	349	11%	3,062
PHYSICIANS REGIONAL MEDICAL CENTER - COLLIER BLVD	1	2,257	793	26%	3,051
BAPTIST HEALTH - CLAY		2,642	403	13%	3,045
MARINERS HOSPITAL	1	2,752	291	10%	3,044
SCION LAB SERVICES LLC	26	2,806	212	7%	3,044
MINUTECLINIC LLC # 3686		2,589	423	14%	3,012
GESSLER CLINIC	2	2,051	930	31%	2,983
MINUTECLINIC LLC #3257		2,485	488	16%	2,973
MINUTECLINIC, LLC #3204		2,485	482	16%	2,967

COVID-19: testing by laboratory

Data through Apr 3, 2021 verified as of Apr 4, 2021 at 09:25 AM

Data in this report are provisional and subject to change.

The numbers in the table below represent the number of Florida and non-Florida residents for whom test results were received by the Department of Health. A person can be tested by more than one laboratory and can have both positive and negative results. **Therefore, the sum of the numbers in each column will be larger than the total number of people tested.**

Reporting lab	Inconclusive	Negative	Positive	Percent positive	Total
ACCESS POINT HEALTHCARE URGENT & PRIMARY CARE	2	2,281	683	23%	2,966
VETERANS AFFAIRS MEDICAL CENTER - ORLANDO	1	1,343	1,619	55%	2,963
ADVENTHEALTH CENTRA CARE CONWAY		2,504	439	15%	2,943
KEYS AHEC SCHOOL MEDICAL CLINIC	15	2,780	128	4%	2,923
MINUTECLINIC LLC #1055		2,386	532	18%	2,918
MARION E FETHER MEDICAL CENTER, THE		2,663	244	8%	2,907
PARAMOUNT URGENT CARE - OVIEDO		2,018	880	30%	2,898
STONE CLINICAL LABORATORIES		2,790	96	3%	2,886
AFC PHYSICIANS OF FLORIDA		2,219	667	23%	2,886
MINUTECLINIC LLC #3003		2,352	529	18%	2,881
WALGREENS ORLANDO	3	2,538	340	12%	2,881
MINUTECLINIC LLC #3291		2,473	407	14%	2,880
NXGEN MDX LLC	6	2,560	312	11%	2,878
BLUE MED CONSULTANTS		2,753	108	4%	2,861
MINUTECLINIC LLC #7973		2,479	373	13%	2,852
MEDEXPRESS URGENT CARE CORAL SPRINGS		2,551	299	10%	2,850
MEDEXPRESS FORT MYERS		2,491	349	12%	2,840
MINUTECLINIC, LLC #5817		2,340	486	17%	2,826
CAREFAST+	1	2,065	752	27%	2,818
MINUTECLINIC LLC # 7933		2,488	323	11%	2,811
MINUTECLINIC LLC #3705		2,473	337	12%	2,810
MINUTECLINIC LLC #3748		2,278	518	19%	2,796
STEWART ROCKLEDGE HOSPITAL	1	2,459	332	12%	2,792
MINUTECLINIC LLC # 3579		2,309	477	17%	2,786
CELESTA MEDICAL SERVICES LLC DBA - AMERICAN RESEARCH LABS		2,544	236	8%	2,780
MINUTECLINIC LLC #3255		2,451	325	12%	2,776
BAPTIST HEALTHCARE - GULF BREEZE HOSPITAL	3	2,288	464	17%	2,755
CITRUS MEMORIAL HOSPITAL LABORATORY		2,251	497	18%	2,748
SACRED HEART HEALTH SYSTEM, INC	1	1,871	872	32%	2,744
BAPTIST HEALTH - OAKLEAF		2,293	446	16%	2,739
MINUTECLINIC LLC #5924		2,331	400	15%	2,731
MINUTECLINIC LLC #7173		2,379	345	13%	2,724
MINUTECLINIC, LLC (CLINIC 10699)		2,361	342	13%	2,703
MINUTECLINIC LLC #5216		2,314	372	14%	2,686
MINUTECLINIC LLC #3654		2,213	446	17%	2,659
BAY MEDICAL CENTER SACRED HEART HEALTH SYSTEM		2,064	589	22%	2,653
MEDEXPRESS URGENT CARE - CLEWISTON		2,201	432	16%	2,633
EMERALD COAST URGENT CARE, LLC	1	1,970	660	25%	2,631
MEDIQUICK URGENT CARE CENTERS INC		1,957	664	25%	2,621
MINUTECLINIC LLC #4612		2,122	486	19%	2,608
PHYSICIANS PRIMARY CARE	2	2,325	254	10%	2,581
MINUTECLINIC LLC #4024		2,250	329	13%	2,579
BAPTIST HEALTH SOUTH FLORIDA - MIAMI BEACH URGENT CARE		2,202	375	15%	2,577
ADVENT HEALTH - OCALA		2,124	447	17%	2,571
ADVENT HEALTH - DADE CITY		2,256	306	12%	2,562
MINUTECLINIC LLC #3285		2,221	334	13%	2,555
MINUTECLINIC LLC #1807		2,138	401	16%	2,539

COVID-19: testing by laboratory

Data through Apr 3, 2021 verified as of Apr 4, 2021 at 09:25 AM

Data in this report are provisional and subject to change.

The numbers in the table below represent the number of Florida and non-Florida residents for whom test results were received by the Department of Health. A person can be tested by more than one laboratory and can have both positive and negative results. **Therefore, the sum of the numbers in each column will be larger than the total number of people tested.**

Reporting lab	Inconclusive	Negative	Positive	Percent positive	Total
MINUTECLINIC LLC #3648		2,072	465	18%	2,537
MEDEXPRESS URGENT CARE BOCA RATON		2,301	233	9%	2,534
AFC PHYSICIANS OF FLORIDA PA		2,002	523	21%	2,525
AMELIA EXPRESS CARE LLC	10	2,188	325	13%	2,523
CHARLES AIESI CONSULTING INC	12	2,221	276	11%	2,509
DONALD W ROBERTSON DO PA		1,956	541	22%	2,497
MINUTECLINIC LLC #4201		2,166	313	13%	2,479
HEALTH CARE DISTRICT OF PALM BEACH COUNTY	1	2,260	216	9%	2,477
PATIENTS FIRST - THOMASVILLE ROAD		2,206	271	11%	2,477
MINUTECLINIC LLC #476		2,142	329	13%	2,471
SPECTOR SCIENTIFIC LAB	11	1,705	750	30%	2,466
EMERGENCY PHYSICIANS MEDICAL CENTER		1,361	1,100	45%	2,461
EMERALD COAST URGENT CARE LLC		1,804	654	27%	2,458
MINUTECLINIC LLC #6007		2,113	342	14%	2,455
MINUTECLINIC LLC #3635		2,130	324	13%	2,454
DR G'S URGENT CARE		2,131	322	13%	2,453
VA PAIN CLINIC	4	2,354	88	4%	2,446
MINUTECLINIC LLC #5069		2,039	396	16%	2,435
MINUTECLINIC LLC #1350		2,129	301	12%	2,430
COMMUNITY HEALTH NORTHWEST FLORIDA	4	1,856	553	23%	2,413
FLORIDA MEDICAL CLINIC	3	1,110	1,297	54%	2,410
PHYSICIANS STAT LAB	3	1,072	1,335	55%	2,410
MINUTECLINIC LLC #1821		2,159	241	10%	2,400
VITRO MOLECULAR LABORATORIES	50	2,178	168	7%	2,396
JUPITER MEDICAL CENTER URGENT CARE		1,861	534	22%	2,395
MINUTECLINIC LLC #8381		2,073	317	13%	2,390
PARRISH MEDICAL CENTER	1	2,095	288	12%	2,384
TAMPA COMMUNITY HOSPITAL		2,038	337	14%	2,375
WHOLE FAMILY HEALTH CENTER INC		1,965	405	17%	2,370
LAKELAND REGIONAL HEALTH PABLO		2,078	282	12%	2,360
BOND URGENT CARE LLC		1,781	575	24%	2,356
LAKE WALES MEDICAL CENTER INC		2,028	282	12%	2,310
PHYSICIAN ASSOCIATES		2,070	240	10%	2,310
LEE HEALTH - COCONUT POINT CLINICAL LAB	2	1,872	433	19%	2,307
ASCENSION SACRED HEART - GULF		1,768	530	23%	2,298
MINUTECLINIC LLC #5157		1,989	298	13%	2,287
JACKSON HOSPITAL CLINICAL LABORATORY		1,980	306	13%	2,286
CORE DIAGNOSTIC LABORATORIES LLC	17	1,915	324	14%	2,256
MINUTECLINIC, LLC # 4469		1,976	276	12%	2,252
NCHMD INC		1,896	347	15%	2,243
ASSOCIATED PATHOLOGISTS, LLC	3	1,848	392	17%	2,243
PRIMEHEALTH URGENT CARE	1	1,865	361	16%	2,227
INTELEX LABS, LLC		2,149	75	3%	2,224
UNIVERSITY OF NORTH FLORIDA STUDENT HEALTH		2,144	74	3%	2,218
MINUTECLINIC LLC #1815		1,968	238	11%	2,206
MINI ER WATERFORD LAKES, THE		1,885	304	14%	2,189
MINUTECLINIC LLC #214		1,832	336	15%	2,168

COVID-19: testing by laboratory

Data through Apr 3, 2021 verified as of Apr 4, 2021 at 09:25 AM

Data in this report are provisional and subject to change.

The numbers in the table below represent the number of Florida and non-Florida residents for whom test results were received by the Department of Health. A person can be tested by more than one laboratory and can have both positive and negative results. **Therefore, the sum of the numbers in each column will be larger than the total number of people tested.**

Reporting lab	Inconclusive	Negative	Positive	Percent positive	Total
MEDEXPRESS PORT CHARLOTTE		1,938	225	10%	2,163
FLOWERS HOSPITAL		1,968	190	9%	2,158
GENOME LLC	2	1,976	157	7%	2,135
PENSACOLA PEDIATRICS PA	1	1,914	174	8%	2,089
OPTUM LABS LLC	1	1,864	191	9%	2,056
MINUTECLINIC LLC #3236		1,743	301	15%	2,044
NCH NORTHEAST	7	1,607	429	21%	2,043
FIU-HEALTH AUXILIARY LABORATORY	6	1,917	119	6%	2,042
GENUS3		1,940	74	4%	2,014
MARTIN HEALTH SYSTEM - ST LUCIE WEST		1,824	185	9%	2,009
BAPTIST HEALTH EMERGENCY CENTER AT WEST CORAL WAY		1,588	384	19%	1,972
DOC SMILEYS URGENT CARE LLC		1,604	358	18%	1,962
MINUTECLINIC LLC #3637		1,583	379	19%	1,962
LITTLE PINE PEDIATRICS	1	1,686	275	14%	1,962
DOC SMILEY'S URGENT CARE		1,706	247	13%	1,953
BARDMOOR LABORATORY	9	1,634	295	15%	1,938
MEDFAST URGENT CARE CENTERS LLC	2	608	1,325	68%	1,935
BAYFRONT HEALTH - CITRUS HILLS		1,598	217	12%	1,815
KETAMINE HEALTH CENTERS LLC	1	1,661	152	8%	1,814
LABORATORY SPECIALISTS OF MICHIGAN		1,494	313	17%	1,807
BROWNWOOD CARE CENTER		1,579	227	13%	1,806
MEDICAL CONSULTANTS OF FLORIDA, LLC	2	1,512	275	15%	1,789
MINUTECLINIC, LLC #3245		1,438	339	19%	1,777
NEIGHBORHOOD MEDICAL CENTER INC	17	1,574	183	10%	1,774
GENESIS LABORATORY MANAGEMENT	14	1,503	241	14%	1,758
RIVER TOWN DIAGNOSTIC LLC		1,470	286	16%	1,756
WHITE WILSON MEDICAL CENTER		399	1,345	77%	1,744
MIAMI JEWISH HEALTH SYSTEMS		1,671	68	4%	1,739
Community_Health		1,533	199	11%	1,732
IGENOMIX USA LLC	50	1,518	157	9%	1,725
SPARROW HEALTHCARE	2	1,468	254	15%	1,724
NORTH SHORE LONG ISLAND JEWISH HEALTH	1	1,630	90	5%	1,721
ARCPOINT LABS		1,143	567	33%	1,710
STATMED OCALA	6	1,507	191	11%	1,704
JW PLASTIC SURGERY		1,449	244	14%	1,693
LABTECH DIAGNOSTIC		1,374	288	17%	1,662
ADVANCED MEDICAL OF NAPLES LLC		1,480	176	11%	1,656
MINUTECLINIC LLC #8927		1,416	235	14%	1,651
ED FRASER MEMORIAL HOSPITAL		1,398	246	15%	1,644
WILLIAM OWEN PASS PARK		1,417	223	14%	1,640
READY RESPONDERS FLORIDA, PLLC		1,405	222	14%	1,627
MINUTECLINIC LLC		1,428	191	12%	1,619
SHELL POINT NURSING PAVILION	1	1,534	73	5%	1,608
OPTEO LABORATORY		1,567	34	2%	1,601
ELLENTON URGENT CARE		1,361	234	15%	1,595
MINUTECLINIC LLC #5187		1,395	197	12%	1,592
PROJECT HEALTH, INC SUMTERVILLE	5	1,304	279	18%	1,588

COVID-19: testing by laboratory

Data through Apr 3, 2021 verified as of Apr 4, 2021 at 09:25 AM

Data in this report are provisional and subject to change.

The numbers in the table below represent the number of Florida and non-Florida residents for whom test results were received by the Department of Health. A person can be tested by more than one laboratory and can have both positive and negative results. **Therefore, the sum of the numbers in each column will be larger than the total number of people tested.**

Reporting lab	Inconclusive	Negative	Positive	Percent positive	Total
GRAVITY DIAGNOSTICS, LLC	3	1,432	148	9%	1,583
ASSURANCE SCIENTIFIC LABORATORIES	1	1,293	283	18%	1,577
MELBOURNE MEDICAL LABORATORY☐	2	1,366	203	13%	1,571
BIO-TECH CLINICAL LABORATORIES INC		1,374	191	12%	1,565
BAPTIST HEALTH SOUTH FLORIDA - COUNTRY WALK URGENT CARE EXPRESS		1,309	236	15%	1,545
OPTUMCARE FLORIDA LLC		1,264	279	18%	1,543
ER QUICKCARE PL		1,329	206	13%	1,535
PROHEALTH MEDICAL CLINIC		897	631	41%	1,528
FLORIDA DEPARTMENT OF HEALTH IN POLK COUNTY	2	1,177	343	23%	1,522
FIRST QUALITY LABORATORY		1,416	98	6%	1,514
PATIENTS FIRST LAKE ELLA MEDICAL CENTER		1,358	155	10%	1,513
BIOCERNA LLC	9	1,337	165	11%	1,511
MEDEXPRESS URGENT CARE - JAX ATLANTIC BLVD		1,302	209	14%	1,511
VRL EUROFINs		1,464	39	3%	1,503
UNIVERSITY OF ALABAMA AT BIRMINGHAM		1,450	48	3%	1,498
SUNRISE URGENT CARE ASSOCIATES LLC D/B/A	9	1,022	450	30%	1,481
BAPTIST HEALTH SOUTH FLORIDA - KEY BISCANE URGENT CARE EXPRESS		1,285	182	12%	1,467
PARAMOUNT URGENT CARE VILLAGES		942	513	35%	1,455
PEDIATRIC HEALTH CARE ALLIANCE - NORTHDALe		1,330	125	9%	1,455
ADVANCE MEDICAL OF NAPLES		327	1,124	77%	1,451
BAPTIST HEALTHCARE - JAY HOSPITAL	3	1,075	372	26%	1,450
CAREFAST MURABELLA		967	479	33%	1,446
UHEALTH DEERFIELD BEACH/UMSYLVESTER DEERFIELD BEACH LABORATORY	3	1,380	55	4%	1,438
CAREMED CLINIC LLC	1	1,141	289	20%	1,431
TOM LEE COMMUNITY HEALTH CENTER		946	481	34%	1,427
PATIENTS CHOICE LABORATORIES		831	592	42%	1,423
NYU HOSPITALS CENTER CLINICAL LABORATORIES		1,372	44	3%	1,416
TEMPUS CLINICAL LABORATORY	10	1,249	152	11%	1,411
COASTAL LABORATORIES	1	1,120	287	20%	1,408
UHEALTH CLINIC AT WALGREENS		1,145	262	19%	1,407
SMA LAB	10	1,237	157	11%	1,404
TREASURE COAST MEDICAL ASSOCIATES INC		747	647	46%	1,394
HEALTH CENTRAL CLINICAL LABORATORY		1,253	134	10%	1,387
ST ANNES NURSING CENTER		1,359	28	2%	1,387
AMELIA EXPRESS CARE	1	772	613	44%	1,386
EUROFINs NTD, LLC		1,338	44	3%	1,382
BROAD INSTITUTE CLINICAL SEQUENCING RESEARCH PLATFORM	10	1,314	44	3%	1,368
ASCENSION ST VINCENT'S - SOUTHSIDE		1,308	49	4%	1,357
ADVENTHEALTH CENTRA CARE TRINITY		1,179	176	13%	1,355
APALACHEE CORRECTIONAL INSTITUTION EAST UNIT		1,322	26	2%	1,348
VAVA PARTNERS LLC		528	813	61%	1,341
PALM BAY HOSPITAL CLINICAL LABORATORY		966	374	28%	1,340
MYTEST DIAGNOSTICS		1,263	67	5%	1,330
PARAMOUNT URGENT CARE - CLERMONT		768	552	42%	1,320
CREEKSIDE CARE CENTER	1	1,127	167	13%	1,295
QUICK CARE MED		1,001	292	23%	1,293
INNOVATIVE TRANSFUSION MEDICINE, INC	11	1,105	170	13%	1,286

COVID-19: testing by laboratory

Data through Apr 3, 2021 verified as of Apr 4, 2021 at 09:25 AM

Data in this report are provisional and subject to change.

The numbers in the table below represent the number of Florida and non-Florida residents for whom test results were received by the Department of Health. A person can be tested by more than one laboratory and can have both positive and negative results. **Therefore, the sum of the numbers in each column will be larger than the total number of people tested.**

Reporting lab	Inconclusive	Negative	Positive	Percent positive	Total
ABSOLUTE GENOMICS	2	1,079	205	16%	1,286
ADDICTION LABS OF AMERICA	3	1,198	79	6%	1,280
XPRESS URGENT CARE	4	1,080	194	15%	1,278
HOLIDAY CVS LLC DBA CVSPHARMACY #5155		1,215	60	5%	1,275
LAB24 INC	3	594	674	53%	1,271
PRIMARY CARE SOUTH INC		801	438	35%	1,239
PALM HARBOR PHARMACY		1,066	165	13%	1,231
NAPLES URGENT CARE	1	798	431	35%	1,230
SOLARIS HEALTHCARE PALATKA		1,127	103	8%	1,230
STAGEZERO LIFE SCIENCES INC	4	1,122	103	8%	1,229
USF MORSANI CENTER FOR ADVANCED HEALTH CARE		1,072	148	12%	1,220
NORTH FLORIDA PEDIATRICS-TALLAHASSEE	1	1,115	103	8%	1,219
PALM BEACH ATLANTIC UNIVERSITY		1,183	36	3%	1,219
ADVANCED DIAGNOSTIC LABORATORY		1,172	47	4%	1,219
NORTH VISTA HOSPITAL LABORATORY		1,034	182	15%	1,216
CLINICORE		1,124	91	7%	1,215
ST PETERSBURG PEDIATRICS	1	1,085	114	10%	1,200
ACCESS MEDICAL LABS		746	448	38%	1,194
PROFESSIONAL HEALTH EXAMINERS DBA PROHEALTH	1	969	224	19%	1,194
EPN URGENT CARE NAPLES	2	792	394	33%	1,188
PROJECT HEALTH INC	4	1,011	168	14%	1,183
CARENOW URGENT CARE – FORT PIERCE		833	345	29%	1,178
COASTAL PEDIATRIC GROUP		1,019	154	13%	1,173
LPG COCONUT POINT		980	191	16%	1,171
NORTH FLORIDA PEDIATRICS - LAKE CITY		948	217	19%	1,165
AMERICAN SCIENTIFIC LABORATORIES LLC		1,135	14	1%	1,149
ARCPPOINT LABS OF CORAL SPRINGS FL		988	160	14%	1,148
CAPSTONE HEALTHCARE		802	330	29%	1,132
VERITAS GENETICS	61	945	119	11%	1,125
STEWART REFERENCE LABORATORY	1	611	505	45%	1,117
CATALYST WALK IN CLINIC		888	229	21%	1,117
EMERALD COAST PEDIATRICS		1,058	57	5%	1,115
GROWING TOGETHER PEDIATRICS LLC		1,044	62	6%	1,106
GENEIQ		1,035	63	6%	1,098
XYZ LABORATORY	8	942	146	13%	1,096
PEDIATRICS OF CENTRAL FLORIDA PA	20	1,015	55	5%	1,090
PRIMARY CARE OF THE TREASURE COAST		941	134	12%	1,075
TYNDALL AIR FORCE BASE		857	210	20%	1,067
AMERICAN FAMILY CARE PENSACOLA WEST		533	533	50%	1,066
HENDRY REGIONAL MEDICAL CENTER CLINICAL LABORATORY		809	253	24%	1,062
PROFESSIONAL HEALTH EXAMINERS		914	146	14%	1,060
RAINBOW RIVER MEDICAL LABORATORY		977	83	8%	1,060
FISHERMENS HOSPITAL CLINICAL LAB		950	93	9%	1,043
PENSACOLA PEDIATRICS	3	794	236	23%	1,033
LENCO MEDICAL LABORATORY		976	54	5%	1,030
MINUTECLINIC, LLC DBA MINUTECLINIC #4717		986	42	4%	1,028
CAPE CANAVERAL HOSPITAL		744	283	28%	1,027

COVID-19: testing by laboratory

Data through Apr 3, 2021 verified as of Apr 4, 2021 at 09:25 AM

Data in this report are provisional and subject to change.

The numbers in the table below represent the number of Florida and non-Florida residents for whom test results were received by the Department of Health. A person can be tested by more than one laboratory and can have both positive and negative results. **Therefore, the sum of the numbers in each column will be larger than the total number of people tested.**

Reporting lab	Inconclusive	Negative	Positive	Percent positive	Total
INTERLACHEN PEDIATRICS		974	38	4%	1,012
VERITOR		850	158	16%	1,008
PHAROS HEALTH		756	246	25%	1,002
VRL EUROFINs - DALLAS		987	13	1%	1,000
EAST LAKE PEDIATRICS		878	121	12%	999
COLLIER URGENT CARE CENTERS CREEKSIDE		887	109	11%	996
WOODLANDS MEDICAL SPECIALISTS		729	262	26%	991
LAKELAND REGIONAL HEALTH - PWC/OB		36	954	96%	990
INTERLACHEN PEDIATRICS PA		939	45	5%	984
THE HEALTH CENTER OF PLANT CITY		906	76	8%	982
HALIFAX MEDICAL CENTER-PORT ORANGE LAB		834	134	14%	968
ADVENTHEALTH EXPRESS CARE AT WALGREENS		839	125	13%	964
NORTH FLORIDA PEDIATRICS PA - SUWANNEE	3	834	126	13%	963
NORTH OKALOOSA MEDICAL CENTER		621	340	35%	961
SPEARHEAD MEDICAL		861	94	10%	955
HISTOPATHOLOGY SERVICES, LLC		844	106	11%	950
ENCOMPASS HEALTH		915	22	2%	937
BAPTIST HEALTH - MD ANDERSON CANCER CENTER		932	5	1%	937
UNIVERSITY OF WEST FLORIDA STUDENT HEALTH SERVICES	1	808	127	14%	936
MOLECULAR TESTING LABS		852	83	9%	935
COVANCE CLINICAL RESEARCH UNIT INC		905	26	3%	931
INTEGRITY LABORATORIES, LLC	4	756	165	18%	925
GENE TOX WORLDWIDE	60	736	125	14%	921
C.W. BILL YOUNG VA MEDICAL CENTER	1	21	898	98%	920
FAST TRACK URGENT CARE CENTER		4	915	100%	919
TACACHALE CLINICAL LABORATORY	1	869	49	5%	919
NORTH FLORIDA PEDIATRICS PA	2	784	114	13%	900
CONSULATE HEALTH CARE OF NEW PORT RICHEY	2	770	125	14%	897
LOOP PEDIATRICS PA	3	755	138	15%	896
LEE COUNTY EMERGENCY MEDICAL SERVICE	1	771	121	14%	893
DEPARTMENT OF CLINICAL LABS	1	867	20	2%	888
CHILDRENS MEDICAL ASSOCIATION		804	80	9%	884
CVS HEALTH		690	186	21%	876
NORTH SHORE LIJ URGENT CARE PC		822	51	6%	873
Point of Care Testing	1	125	747	86%	873
JACKSONVILLE BEACH PEDIATRIC CARE CENTER		802	64	7%	866
DOCTOR'S MEMORIAL HOSPITAL		694	165	19%	859
VIERA HOSPITAL, INC		684	173	20%	857
BREVARD HEALTH ALLIANCE		577	276	32%	853
REDI MED LLC		689	163	19%	852
COASTAL PHYSICIANS, LLC		687	161	19%	848
NORTH FLORIDA MEDICAL GROUP		694	150	18%	844
FAMILY HEALTH CENTERS OF SWF LABS	2	737	100	12%	839
24 HOUR PEDIATRIC CARE CENTER	4	775	58	7%	837
NCHMD, INC SOUTHEAST IMMEDIATE CARE		653	183	22%	836
CRUCIAL CARE EMERGENCY MEDICINE DOCTORS		669	166	20%	835
SOLARIS HEALTHCARE CHARLOTTE HARBOR		776	50	6%	826

COVID-19: testing by laboratory

Data through Apr 3, 2021 verified as of Apr 4, 2021 at 09:25 AM

Data in this report are provisional and subject to change.

The numbers in the table below represent the number of Florida and non-Florida residents for whom test results were received by the Department of Health. A person can be tested by more than one laboratory and can have both positive and negative results. **Therefore, the sum of the numbers in each column will be larger than the total number of people tested.**

Reporting lab	Inconclusive	Negative	Positive	Percent positive	Total
Tampa Lakes Health and Rehabilitation Center	2	750	73	9%	825
CENTRAL FLORIDA HEALTH CARE INC		707	114	14%	821
FLORIDA HOSPITAL ORLANDO		743	74	9%	817
CYPRESS VILLAGE	1	791	25	3%	817
ASAP LABS LLC	7	655	151	19%	813
ASCENSION ST VINCENT'S - CLAY		775	35	4%	810
PEBBLEBROOK PHARMACY	1	685	122	15%	808
ANY LAB TEST NOW	1	552	255	32%	808
CALHOUN LIBERTY HOSPITAL		645	163	20%	808
MIDWAY SPECIATLY CARE CENTER	1	584	221	27%	806
PRIMARY CARE SERVICES AT INDIAN RIVER ESTATES		779	25	3%	804
PRIMARY CARE SERVICES AT ST ANDREWS ESTATES		803			803
AUGUSTUS LABS LLC		663	139	17%	802
LIFE CARE CENTER OF NEW PORT RICHEY		765	37	5%	802
LAB DOCTOR		705	95	12%	800
PALM GARDEN OF PORT SAINT LUCIE		790	10	1%	800
FG RAPID RESULTS	5	470	324	41%	799
NITE LITE PEDIATRICS		234	564	71%	798
DYNIX DIAGNOSTICS	2	528	267	34%	797
NONE		308	487	61%	795
GOLDEN GATE FAMILY CLINIC		332	461	58%	793
CARE ONE OF FLORIDA LLC		542	250	32%	792
EAST LAKE PEDIATRICS PA		718	73	9%	791
CLINICAL PATHOLOGY LABS INC		713	78	10%	791
BREVARD HEALTH ALLIANCE INC, THE		740	46	6%	786
BETHESDA HEALTH URGENT CARE		660	123	16%	783
FLORIDA GULF COAST UNIVERSITY		594	189	24%	783
SPRING HILL HEALTH AND REHABILITATION CENTER		757	25	3%	782
AMERICAN MEDICAL RESPONSE		772	8	1%	780
DAIRY ROAD URGENT CARE	2	643	131	17%	776
VITAS HEALTHCARE CORPORATION OF FLA	1	769	5	1%	775
PALACE NURSING HOME & REHAB CENTER		738	36	5%	774
TELESCOPE HEALTH LLC	4	646	119	15%	769
VENICE REGIONAL BAYFRONT HEALTH (PULMONARY)		637	130	17%	767
MACDILL AIR FORCE BASE		713	51	7%	764
FLAGLER COUNTY HEALTH DEPARTMENT	3	587	172	23%	762
Fernandina Beach Rehabilitation and Nursing Center	1	742	19	2%	762
Victoria Nursing and Rehabilitation Center		707	53	7%	760
POINT WASHINGTON MEDICAL CLINIC	1	551	207	27%	759
ETHOS WELLNESS PHARMACY		708	47	6%	755
WILLOWBROOKE COURT AT EDGEWATER POINTE ESTATES		743	9	1%	752
NORTHEAST FLORIDA NEUROLOGY CLINICS, INC		637	113	15%	750
EXPRESS PHARMACY		692	56	7%	748
CLARITY LABS		652	92	12%	744
FAMILY HEALTH CENTERS OF SOUTHWEST FLORIDA INC		657	85	11%	742
SANTA ROSA MEDICAL GROUP		575	167	23%	742
ORLANDO HEALTH AND REHAB CENTER		698	44	6%	742

COVID-19: testing by laboratory

Data through Apr 3, 2021 verified as of Apr 4, 2021 at 09:25 AM

Data in this report are provisional and subject to change.

The numbers in the table below represent the number of Florida and non-Florida residents for whom test results were received by the Department of Health. A person can be tested by more than one laboratory and can have both positive and negative results. **Therefore, the sum of the numbers in each column will be larger than the total number of people tested.**

Reporting lab	Inconclusive	Negative	Positive	Percent positive	Total
GULF COAST VILLAGE		703	37	5%	740
ADVENT HEALTH LAB - ORLANDO		434	305	41%	739
MOORINGS PARK INSTITUTE, INC, THE		709	28	4%	737
SOUTHEAST ALABAMA MEDICAL CENT		681	56	8%	737
KENDALL HEALTHCARE PROPERTIES DBA	2	705	27	4%	734
MAIN STREET MEDICAL CENTER		191	528	73%	719
DISNEY COVID TEST SITE		703	14	2%	717
Crestview Rehabilitation Center	5	580	129	18%	714
PHYSICIANS STAT LAB INC		626	87	12%	713
BOND AND STEELE CLINIC PA		505	203	29%	708
GRAND COURT TAMPA		701	4	1%	705
PALM GARDEN OF VERO BEACH		660	43	6%	703
BOCA GRANDE HEALTH CLINIC		664	37	5%	701
AFC URGENT CARE CLEARWATER	1	171	527	75%	699
ADVENTHEALTH MEDICAL GROUP PROMPT CARE		500	198	28%	698
PREMIER MEDICAL LABORATORY SERVICES	2	468	225	32%	695
MOUNT SINAI LABORATORY		658	32	5%	690
PEDIATRIC HEALTHCARE ALLIANCE		646	39	6%	685
NCH HEALTHCARE SYSTEM MICROBIOLOGY LAB		2	680	100%	682
SUWANNEE HEALTH AND REHABILITATION CENTER		677	5	1%	682
CARITHERS PEDIATRIC GROUP		625	55	8%	680
RESTORE HEALTH URGENT CARE		545	134	20%	679
LIFE CARE CENTER OF ORANGE PARK		643	32	5%	675
ORANGE BLOSSOM FAMILY HEALTH		640	35	5%	675
TREE HOUSE PEDIATRICS PLLC		606	67	10%	673
GULF COAST MOLECULAR LABORATORIES	13	555	104	15%	672
MEDONE URGENT CARE CENTER		449	223	33%	672
MEDICAL FP – WHOLE FAMILY HEALTH CENTER		552	120	18%	672
MINI ER ADULT AND PEDIATRIC URGENT CARE		574	98	15%	672
LIFE CARE CENTER OF PENSACOLA		622	49	7%	671
MEDICAL CENTER OF DELTONA, INC		567	104	15%	671
JOHN KNOX VILLAGE HEALTH CENTER		642	26	4%	668
THE PRESERVE		658	10	1%	668
NATURE COAST MEDICAL GROUP		553	110	17%	663
ST JOHN'S NURSING CENTER		637	23	3%	660
FORT MYERS INTERNAL MEDICINE, LLC		596	64	10%	660
MANOR PINES CONVALESCENT CENTER LLC	1	636	22	3%	659
ALTAMONTE MD		460	199	30%	659
BUFFALO CROSSING HEALTHCARE & REHABILITATION CTR		643	16	2%	659
BOND CLINIC PA PEDIATRICS DEPT		607	49	7%	656
PENSACOLA PEDIATRICS PA - TIGER POINT	21	627	8	1%	656
POINT OF CARE TESTING SITE		630	25	4%	655
MANOR CARE HEALTH SERVICES - FT MYERS		625	26	4%	651
CLEWISTON NURSING AND REHABILITATION CENTER		635	14	2%	649
MAVERICK LABS		461	188	29%	649
VETERANS AFFAIRS MEDICAL CENTER	1	41	607	94%	649
J AND G MEDICAL GROUP LLC		535	112	17%	647

COVID-19: testing by laboratory

Data through Apr 3, 2021 verified as of Apr 4, 2021 at 09:25 AM

Data in this report are provisional and subject to change.

The numbers in the table below represent the number of Florida and non-Florida residents for whom test results were received by the Department of Health. A person can be tested by more than one laboratory and can have both positive and negative results. **Therefore, the sum of the numbers in each column will be larger than the total number of people tested.**

Reporting lab	Inconclusive	Negative	Positive	Percent positive	Total
HOLMES REGIONAL MEDICAL CENTER		11	634	98%	645
LIFE CARE CENTER OF HILLIARD		621	22	3%	643
GOLDEN GLADES NURSING & REHABILITATION CTR		624	18	3%	642
DIAMOND RIDGE HEALTH AND REHABILITATION		609	32	5%	641
MID-FLORIDA PATHOLOGY		478	162	25%	640
WHITE-WILSON MEDICAL CENTER - FORT WALTON BEACH		616	21	3%	637
BERNHARDT LABORATORIES	2	564	70	11%	636
WILLOW BROOKE COURT AT INDIAN RIVER ESTATES		592	44	7%	636
PHYSICIANS PRIMARY CARE LAB	1	552	77	12%	630
MEDONE URGENT CARE AT ST. AUGUSTINE		214	414	66%	628
CITY MEDICAL OF NEW JERSEY, PC		572	56	9%	628
EDEN SPRINGS NURSING AND REHAB CENTER		517	111	18%	628
BALDWIN PEDIATRICS	1	595	29	5%	625
NORTH FL SOUTH GA HCS-LAKE CITY		614	11	2%	625
ARTHREX MEDICAL CENTER	1	505	118	19%	624
WATSON THERAPEUTICS INC	1	592	31	5%	624
VITAS HEALTHCARE CORP OF CENTRAL FL		597	25	4%	622
PEDIATRIC HEALTHCARE ALLIANCE PA		570	51	8%	621
NCH HEALTHCARE BONITA		484	136	22%	620
OCALA FAMILY MEDICAL CENTER INC	2	538	77	12%	617
MINUTECLINIC LLC, #10357		612	4	1%	616
CLINICAL ENTERPRISE, INC		592	21	3%	613
SEBASTIAN RIVER MEDICAL CENTER	2	441	170	28%	613
MAYFLOWER ASSISTED LIVING		606	6	1%	612
HOLY CROSS HOSPITAL		12	598	98%	610
VETERANS AFFAIRS MEDICAL CENTER - JAMES A HALEY			609	100%	609
EMERALD SHORES HEALTH AND REHABILITATION		510	97	16%	607
Signature HealthCare Center of Waterford		571	33	5%	604
CONSULATE HEALTHCARE OF VERO BEACH	14	506	83	14%	603
NSPIRE HEALTHCARE MIAMI LAKES	8	581	14	2%	603
PALM GARDEN OF CLEARWATER		584	18	3%	602
WHITE WILSON MEDICAL CENTER PA - NAVARRE		483	117	20%	600
PATIENTS FIRST - MAHAN DRIVE		164	436	73%	600
DASCENA, INC	3	532	60	10%	595
SABAL PALMS HEALTH AND REHAB		543	52	9%	595
CLIFFORD CHESTER SIMS STATE VETERANS		582	12	2%	594
MINUTE CLINIC INCORPORATE		565	28	5%	593
PALM GARDEN OF TAMPA		564	29	5%	593
BROOKDALE FORT MYERS CYPRESS LAKE		590	2	0%	592
CHILDRENS CLINIC WEST FLORIDA PEDIATRICS		540	51	9%	591
MEDLAB DIAGNOSTICS, LLC		541	45	8%	586
HMA SANTA ROSA MEDICAL CENTER LLC DBA		462	122	21%	584
BALDOMERO LOPEZ STATE VETERANS NURSING HOME	2	578	4	1%	584
SHORELINE PHYSICIAN GROUP		364	219	38%	583
EXPRESS URGENT CARE LLC		1	579	100%	580
CONTINENTAL CLINICAL RESEARCH, LLC		524	56	10%	580
THERADOC		152	428	74%	580

COVID-19: testing by laboratory

Data through Apr 3, 2021 verified as of Apr 4, 2021 at 09:25 AM

Data in this report are provisional and subject to change.

The numbers in the table below represent the number of Florida and non-Florida residents for whom test results were received by the Department of Health. A person can be tested by more than one laboratory and can have both positive and negative results. **Therefore, the sum of the numbers in each column will be larger than the total number of people tested.**

Reporting lab	Inconclusive	Negative	Positive	Percent positive	Total
MANOR CARE NURSING CENTER OF SARASOTA FL LLC□		491	87	15%	578
RAINBOW PEDIATRIC CENTER PA		541	37	6%	578
DAVITA LABORATORY		471	104	18%	575
PIONEER CLINICAL LAB LLC		468	106	18%	574
SOLARIS HEALTHCARE LAKE CITY		473	100	17%	573
BHA CENTRAL COUNTY CLINIC		503	70	12%	573
MEDICAL VB		451	121	21%	572
TENNESSEE DOH - NASHVILLE	2	504	66	12%	572
Plantation Bay Rehabilitation Center		548	24	4%	572
BAPTIST PRIMARY CARE	2	459	109	19%	570
AMERICA'S PHARMACY LLC		502	66	12%	568
MILLER BIOCONNECT		510	57	10%	567
SEMINOLE NURSING PAVILION		559	8	1%	567
HEARTLAND PEDIATRICS OF LAKE WALES		510	56	10%	566
CHILDRENS MEDICAL ASSOCIATION PA		505	61	11%	566
PREMIER MEDICAL CENTER LLC	11	523	28	5%	562
ECCOLAB GROUP	1	148	413	73%	562
HARBOUR HEALTH CENTER		545	17	3%	562
VALENCIA HILLS HEALTH AND REHABILITATION CENTER		548	13	2%	561
PALMETTO FAMILY HEALTHCARE	1	359	198	35%	558
SHORE ACRES CARE CENTER		520	36	6%	556
UNIVERSITY OF TAMPA INC, THE		541	13	2%	554
The Sands at South Beach		549	4	1%	553
HEALTH CENTER AT BRENTWOOD	1	506	46	8%	553
SIGNATURE HEALTHCARE OF BROOKWOOD GARDENS		545	8	1%	553
PALM GARDEN OF JACKSONVILLE□	2	470	80	14%	552
NEMOURS CHILDERN'S HOSPITAL		453	98	18%	551
VILLA MARIA NURSING & REHAB CENTER INC	1	536	14	3%	551
FOUNTAIN MANOR HEALTH AND REHAB CENTER	1	529	20	4%	550
VETERANS AFFAIRS MEDICAL CENTER - GAINESVILLE		3	547	99%	550
VITAE DIAGNOSTICS		534	13	2%	547
VETERANS AFFAIRS MEDICAL CENTER - BAY PINES		18	529	97%	547
NCF DIAGNOSTICS & DNA TECHNOLOGIES	15	213	318	58%	546
MICHAEL A MIDDLETON MD PA□		518	27	5%	545
COASTAL URGENT CARE		428	116	21%	544
DOCTORS CENTER,THE		432	111	20%	543
DXTERITY DIAGNOSTICS	2	504	34	6%	540
INTERNAL MEDICINE & PEDIATRICS OF TAMPA BAY PA		468	72	13%	540
MANOR OAKS NURSING & REHAB CENTER	5	531	2	0%	538
LIFEBRITE	2	326	210	39%	538
AFC URGENT CARE FAMILY CARE			535	100%	535
DOH – INDIAN RIVER		452	82	15%	534
QUOTIENT SCIENCES		517	17	3%	534
FLORIDA DEPARTMENT OF HEALTH IN CALHOUN COUNTY		403	131	25%	534
NEW YORK HOSPITAL LABORATORIES	1	519	12	2%	532
RICARDO NAVARRO DO PA		459	73	14%	532
ARCPPOINTS LABS		464	67	13%	531

COVID-19: testing by laboratory

Data through Apr 3, 2021 verified as of Apr 4, 2021 at 09:25 AM

Data in this report are provisional and subject to change.

The numbers in the table below represent the number of Florida and non-Florida residents for whom test results were received by the Department of Health. A person can be tested by more than one laboratory and can have both positive and negative results. **Therefore, the sum of the numbers in each column will be larger than the total number of people tested.**

Reporting lab	Inconclusive	Negative	Positive	Percent positive	Total
HOPE HOSPICE AND COMMUNITY SERVICES INC	14	494	20	4%	528
MEDICAL CENTER CLINIC-IMMEDIATE CARE	1	423	104	20%	528
MED FAST URGENT CARE CENTER		260	268	51%	528
FLOMEDILAB		300	228	43%	528
The Manor at Blue Water Bay		467	60	11%	527
MEMORIAL PEMBROKE 24/7 CARE CENTER		404	122	23%	526
RUSKIN HEALTH CENTER		315	210	40%	525
FIRST CHOICE PEDIATRICS		422	101	19%	523
JACKSON MEMORIAL PERDUE MEDICAL CENTER		497	26	5%	523
WEST GABLES HEALTH CARE CENTER		509	10	2%	519
FLORIDA HOSPITAL WAUCHULA		380	138	27%	518
JACKSON MEMORIAL LONG TERM CARE CENTER		487	29	6%	516
AFC URGENT CARE SEMINOLE	1		515	100%	516
RIVER GARDEN HEBREW HOME FOR THE AGED		459	55	11%	514
AFC URGENT CARE TYRONE		3	511	99%	514
FLORIDA DEPARTMENT OF HEALTH CLAY COUNTY	1	415	98	19%	514
AFC URGENT CARE		143	370	72%	513
MEDFAST URGENT CARE CENTERS		231	281	55%	512
THE PALACE AT HOMESTEAD	1	490	20	4%	511
Southern Oaks Care Center	1	472	37	7%	510
Good Samaritan Society Kissimmee Village		445	65	13%	510
ENZO CLINICAL LABS INC	3	481	25	5%	509
NAPLES CHILDREN'S URGENT CARE		449	59	12%	508
ST CLOUD REGIONAL MEDICAL CENTER CLINICAL LAB		394	113	22%	507
STEWART SEBASTIAN RIVER MEDICAL CENTER		451	56	11%	507
HILLCREST HEALTH CARE & REHABILITATION CENTER	3	486	15	3%	504
SUSANNA WESLEY HEALTH CENTER		466	37	7%	503
WELL-BEING MEDICAL CENTER PLLC		458	44	9%	502
BROWARD PARTNERSHIP	6	486	8	2%	500
FLORIDA HOSPITAL MEDICAL GROUP		298	202	40%	500
CLINICAL PATHOLOGY LABS		388	111	22%	499
LIFE CARE CENTER OF PALM BAY□		471	28	6%	499
CITRUS NURSING CENTER LLC		452	46	9%	498
CARENOW	2	279	213	43%	494
BENTON PEDIATRICS INC		442	52	11%	494
SUNSHINE URGENT CARE LLC		342	152	31%	494
ASCEND CLINICAL	7	415	71	14%	493
PW WINDERMERE SUBTENANT LLC		491	2	0%	493
ORLANDO HEALTH CENTER FOR REHABILITATION		479	14	3%	493
DBI HEALTH INC		477	15	3%	492
PARKLANDS FACILITY INC	4	446	42	9%	492
Palm Garden of Largo		487	4	1%	491
SANDBAY URGENT CARE		396	95	19%	491
PALM GARDEN OF OCALA		392	98	20%	490
MANOR AT CARPENTERS		458	32	7%	490
NURSING PLUS OF BROWARD LLC	1	466	21	4%	488
FLO-MEDILAB SERVICES LLC		194	294	60%	488

COVID-19: testing by laboratory

Data through Apr 3, 2021 verified as of Apr 4, 2021 at 09:25 AM

Data in this report are provisional and subject to change.

The numbers in the table below represent the number of Florida and non-Florida residents for whom test results were received by the Department of Health. A person can be tested by more than one laboratory and can have both positive and negative results. **Therefore, the sum of the numbers in each column will be larger than the total number of people tested.**

Reporting lab	Inconclusive	Negative	Positive	Percent positive	Total
ADVENT HEALTH - DELTONA ER		406	81	17%	487
LITTLE PINE PEDIATRICS PLLC	3	425	59	12%	487
FHMG FLORIDA HOSPITAL MEDICAL GROUP		448	39	8%	487
E-LAB OF FLORIDA		439	47	10%	486
HERON POINTE HEALTH AND REHABILITATION	1	482	3	1%	486
LAUDERDALE NURSING CENTER LLC	1	463	19	4%	483
SOUTHERN LABORATORY SERVICES OF NWF		447	35	7%	482
NORTH FLORIDA RETIREMENT VILLAGE		479	2	0%	481
Quest Diag Unspecifd	1	320	158	33%	479
PALM GARDEN OF ORLANDO		446	33	7%	479
SOLARIS HEALTHCARE OSCEOLA		455	24	5%	479
Colonial Lakes Health Care		433	45	9%	478
HARTS HARBOR HEALTH CARE CENTER		457	21	4%	478
MOBILE MEDICAL ASSOCIATES PL	17	408	52	11%	477
ADVENTHEALTH EXPRESS CARE AT WALGREENS 49TH STREET		405	71	15%	476
NAVAL HOSPITAL - JACKSONVILLE		137	339	71%	476
URGENT CARE EXPRESS LLC		155	321	67%	476
GOOD SAMARITAN CENTER		473	3	1%	476
Cypress Cove Care Center		371	100	21%	471
CONSULATE HEALTH CARE OF BAYONET POINT	4	459	7	1%	470
CHAUTAUQUA REHABILITATION AND NURSING CENTER		459	10	2%	469
MEDSCAN LABORATORY INC	1	253	214	46%	468
HOSPICE OF THE FLORIDA SUNCOAST,THE		465	3	1%	468
CARE ONE OF FLORIDA	1	321	146	31%	468
MAGNOLIA FAMILY URGENT CARE		422	46	10%	468
MEDIPATH		42	425	91%	467
PALM GARDEN OF WINTER HAVEN	3	447	16	3%	466
ANCIENT CITY PEDIATRICS	1	448	17	4%	466
NEW YORK PRESBYTERIAN - CUMC CLINICAL		447	18	4%	465
BROOKDALE PALMER RANCH	1	407	57	12%	465
ELLENTON PEDIATRICS		445	19	4%	464
SOLARIS HEALTHCARE DAYTONA	2	413	47	10%	462
NEW PLANT CITY FAMILY CARE	1	249	211	46%	461
THE PALACE MANAGEMENT - THE PALACE AT CORAL GABLES		458	3	1%	461
MEMPHIS PATHOLOGY LABORATORY	5	432	23	5%	460
Williston Care Center		396	63	14%	459
BRISTOL AT TAMPA, THE	4	446	8	2%	458
VITAS LUTHERAN TOWERS INPATIENT PROGRAM		394	64	14%	458
GANDY CROSSING CARE CENTER	1	440	16	4%	457
ABBAY DELRAY		450	6	1%	456
ADVENTHEALTH MEDICAL GROUP PROMPT CAR	1	332	123	27%	456
CLARIDGE HOUSE NURSING CENTER		437	18	4%	455
EPN URGENT CARE		83	371	82%	454
Darcy Hall Of Life Care		440	13	3%	453
Q ANSWER LAB	1	392	59	13%	452
Solaris HealthCare Windermere		420	32	7%	452
STARKE FAMILY MEDICAL CENTER		361	89	20%	450

COVID-19: testing by laboratory

Data through Apr 3, 2021 verified as of Apr 4, 2021 at 09:25 AM

Data in this report are provisional and subject to change.

The numbers in the table below represent the number of Florida and non-Florida residents for whom test results were received by the Department of Health. A person can be tested by more than one laboratory and can have both positive and negative results. **Therefore, the sum of the numbers in each column will be larger than the total number of people tested.**

Reporting lab	Inconclusive	Negative	Positive	Percent positive	Total
Ocala Health and Rehabilitation Center		429	21	5%	450
ADDINGTON PLACE AT WELLINGTON GREEN		441	9	2%	450
HEALTHY STEPS PEDIATRICS		401	47	10%	448
BROOKSVILLE HEALTHCARE CENTER LLC□		434	13	3%	447
ASSOCIATESMD MEDICAL GROUP INC		383	64	14%	447
DIAMOND RIDGE HEALTH AND REHABILITATION CENTER		424	22	5%	446
SANTA ROSA CENTER FOR REHABILITATION AND HEALING		374	71	16%	445
SMA SPECIALTY MEDICAL LAB		120	325	73%	445
TIDEWELL HOSPICE INC	2	436	7	2%	445
PORT SAINT LUCIE HOSPITAL		434	9	2%	443
NORTH FLORIDA REHABILITATION & SPECIALTY CARE□		436	6	1%	442
ORLANDO VA MEDICAL CENTER			442	100%	442
PRINCIPLE LABORATORY	7	426	7	2%	440
EMERITUS AT NAPLES	2	437	1	0%	440
ST ANDREWS BAY SKILLED NURSING &		378	61	14%	439
UNIVERSITY OF CENTRAL FLORIDA HEALTH SERVICES		424	14	3%	438
VITAS HEALTHCARE CORPORATION		433	5	1%	438
FLORIDA HOSPITAL HEARTLAND MED CTR LAKE PLACID		335	102	23%	437
TRINITY REGIONAL REHAB CENTER		420	16	4%	436
Bardmoor Oaks Healthcare and Rehabilitation Center		422	14	3%	436
PRO HEALTH		188	248	57%	436
SOLARIS HEALTHCARE MERRITT ISLAND		390	44	10%	434
APP-UNIPATH, LLC	2	416	15	3%	433
Parkview Rehabilitation Center at Winter Park		423	10	2%	433
Manatee Springs Rehabilitation and Nursing Center		410	20	5%	430
ROLLINS COLLEGE WELLNESS CENTER		130	300	70%	430
AMEERAH LABS, LLC	2	344	84	20%	430
FLORIDA DEPT OF HEALTH IN BREVARD COUNTY	3	364	63	15%	430
AVECINA MEDICAL JULINGTON	1	240	189	44%	430
BONIFAY NURSING AND REHAB CENTER		398	31	7%	429
PINES OF SARASOTA		421	7	2%	428
INDIAN RIVER CTR, LLC		375	52	12%	427
ABBOTT DIAGNOSTICS		408	18	4%	426
BAPTIST PRIMARY CARE, INC		396	30	7%	426
THE SPRINGS AT BOCA CIEGA BAY		415	11	3%	426
UNIVERSITY OF TAMPA STUDENT HEALTH AND SHC CLINICAL LABORATORY		264	160	38%	424
KINDRED HOSPITAL	10	393	20	5%	423
LEHIGH REGIONAL MEDICAL CENTER LAB	2	372	47	11%	421
Destin Healthcare and Rehabilitation Center	1	380	40	10%	421
FLORIDA DEPARTMENT OF HEALTH IN LIBERTY COUNTY	3	321	97	23%	421
SOLARIS HEALTHCARE BAYONET POINT		403	17	4%	420
GARCIA CLINICAL LABORATORY		28	392	93%	420
CLERMONT HEALTH AND REHABILITATION CENTER		388	32	8%	420
TREASURE COAST COMMUNITY HEALTH	3	349	67	16%	419
QUALITOX LABORATORIES		237	181	43%	418
ORCHARD PARK HEALTH & REHABILITATION		411	5	1%	416
Life Care Center of Punta Gorda	1	399	14	3%	414

COVID-19: testing by laboratory

Data through Apr 3, 2021 verified as of Apr 4, 2021 at 09:25 AM

Data in this report are provisional and subject to change.

The numbers in the table below represent the number of Florida and non-Florida residents for whom test results were received by the Department of Health. A person can be tested by more than one laboratory and can have both positive and negative results. **Therefore, the sum of the numbers in each column will be larger than the total number of people tested.**

Reporting lab	Inconclusive	Negative	Positive	Percent positive	Total
PEDIATRICS BY THE SEA		396	17	4%	413
PALM GARDEN OF WEST PALM BEACH☐	4	394	15	4%	413
DIGNITY HEALING, LLC		398	15	4%	413
MOOSEHAVEN HEALTH CENTER		373	40	10%	413
WATERMARK LAKE POINTE WOODS LLC		394	18	4%	412
MINUTECLINIC LLC #3671		366	44	11%	410
Timberridge Center for Rehabilitation and Healing		375	35	9%	410
AYERS HEALTH & REHABILITATION CENTER		402	7	2%	409
FLORIDA DEPARTMENT OF HEALTH		360	49	12%	409
ADVENT HEALTH - WESTCHASE ER		352	56	14%	408
EMERALD COAST PEDIATRICS & ADOL		343	63	16%	406
TIDE LABORATORIES		362	44	11%	406
FAMILY CARE PARTNERS OF NORTHEAST FLORIDA LLC		332	74	18%	406
DIAGNOSTIC & CLINICAL CARE SERVICES INC DBA		325	80	20%	405
HEALTHWORKS MED GROUP OF FLORIDA PA	3	394	8	2%	405
BLOUNTSTOWN REHABILITATION CENTER LLC		298	106	26%	404
TRI-COUNTY NURSING AND REHABILITATION CENTER INC		389	15	4%	404
PLANT CITY PEDIATRICS	1	327	75	19%	403
Bayside Care Center	1	382	20	5%	403
Consulate Health Care of North Fort Myers		390	13	3%	403
VILLAGE DOCTORS OF KEYSTONE		320	83	21%	403
ST PETERSBURG PEDIATRICS-PARK BLVD		367	35	9%	402
BRIDGEWATER PARK HEALTH AND REHAB		370	31	8%	401
SUNLAND MARIANNA COX MEDICAL CENTER		357	43	11%	400
AMBULATORY SURGERY CENTER OF BOCA RATON LTD		396	4	1%	400
LIFE CARE PONTE VEDRA INC		388	11	3%	399
ADVENTHEALTH EXPRESS CARE AT		326	72	18%	398
LIFE CARE CENTER OF WINTER HAVEN		380	18	5%	398
6TH MEDICAL GROUP - MCDILL AFB	1	366	31	8%	398
AVANTE AT OCALA INC	2	362	31	8%	395
PruittHealth Panama City	1	330	64	16%	395
MINI ER AND URGENT CARE		289	105	27%	394
SEASIDE HEALTH AND REHABILITATION CENTER		335	58	15%	393
PALMS OF SEBRING		359	34	9%	393
Life Care Center of Ocala		323	69	18%	392
NATIONS BEST FAMILY HEALTH CARE		211	180	46%	391
ADVENT HEALTH - TIMBERRIDGE ER		326	64	16%	390
BARBER		13	376	97%	389
FAMILY EXPRESS URGENT CARE		5	382	99%	387
UR MEDICINE LABS- CENTRAL LABORATORY		362	24	6%	386
HCSO OCCUPATIONAL HEALTH AND WELLNESS CENTER		306	78	20%	384
Stacey Health Care Centers Inc. dba Riverside Care Center		353	30	8%	383
FLORIDA HEART & VASCULAR MULTISPECIALTY GROUP PA		283	99	26%	382
PEDIATRIC ASSOCIATES OF OCALA PA		349	32	8%	381
ST PETERSBURG PEDIATRICS-SEMINOLE BLVD		313	68	18%	381
BROOKDALE PADDOCK HILLS	2	377	2	1%	381
JAMES A HALEY VETERANS HOSPITAL			380	100%	380

COVID-19: testing by laboratory

Data through Apr 3, 2021 verified as of Apr 4, 2021 at 09:25 AM

Data in this report are provisional and subject to change.

The numbers in the table below represent the number of Florida and non-Florida residents for whom test results were received by the Department of Health. A person can be tested by more than one laboratory and can have both positive and negative results. **Therefore, the sum of the numbers in each column will be larger than the total number of people tested.**

Reporting lab	Inconclusive	Negative	Positive	Percent positive	Total
WHITE-WILSON MEDICAL CENTER - NICEVILLE		338	42	11%	380
MANOR CARE OF BOYNTON BEACH LLC		356	24	6%	380
BARTON HEALTH ALLIANCE	3	331	45	12%	379
ORCHARD RIDGE CARE AND REHABILITATION CENTER		359	19	5%	378
SERENADES IN THE VILLAGES		325	53	14%	378
BAYA PHARMACY WEST		8	368	98%	376
SPECIALTY HEALTH AND REHABILITATION CENTER		350	25	7%	375
TUSKAWILLA NURSING AND REHAB CENTER	2	366	7	2%	375
HEALTH PARK CARE CENTER		368	7	2%	375
ACCESS MEDICAL CENTER	1	344	29	8%	374
FAIR HAVENS CENTER, OPCO		367	7	2%	374
ELMCROFT PINECREST	1	348	25	7%	374
WELL HEALTH WORKS	1	329	42	11%	372
HENDRY REGIONAL MEDICAL CENTER		107	265	71%	372
HARDEE MANOR HEALTH CARE CENTER	1	368	3	1%	372
URGENT CARE BETHESDA	1	318	52	14%	371
SEA BREEZE REHAB AND NURSING CENTER		362	9	2%	371
BROOKDALE LAKE TAVARES		365	6	2%	371
HOLISTIX TREATMENT CENTERS		360	10	3%	370
SIGNATURE HEALTHCARE OF NORTH FLORIDA		366	4	1%	370
ADVENT HEALTH - TAMPA		148	221	60%	369
INFORM DIAGNOSTICS		360	9	2%	369
ATLANTIC SHORES NURSING AND REHAB CENTER	1	358	10	3%	369
ONESTOP MEDICAL AND URGENT CARE LLC		321	47	13%	368
HEALTH CENTRAL PARK		301	66	18%	367
TRENTON MEDICAL CENTER INC DBA PALMS MEDICAL GROUP	4	270	93	25%	367
EPWORTH VILLAGE RETIREMENT COMMUNITY		360	6	2%	366
AZALEA TRACE PHYSICIAN SERVICES		362	4	1%	366
solaris Healthcare Parkway	2	347	17	5%	366
ENCOMPASS HEALTH REHABILITATION HOSPITAL OF SUNRISE	8	351	7	2%	366
VETERANS AFFAIRS MEDICAL CENTER - LAKE CITY		52	314	86%	366
OCEAN VIEW NURSING AND REHAB CENTER		348	17	5%	365
VILLAGE DOCTORS FAMILY MEDICAL CENTER OF		300	64	18%	364
Bay Breeze Senior Living and Rehabilitation Center		311	53	15%	364
AVANTE AT MT DORA		355	7	2%	362
ROSEWOOD HEALTH AND REHABILITATION CENTER		338	23	6%	361
SABAL DIRECT PRIMARY CARE, PA		299	62	17%	361
TAMARAC REHABILITATION & HEALTH CENTER		357	4	1%	361
University Crossing		360			360
WALGREENS 3173		328	32	9%	360
HARDEE COUNTY HEALTH DEPARTMENT		289	70	19%	359
SANFORD LABORATORIES		332	26	7%	358
HAINES CITY REHABILITATION AND NURSING CENTER		334	24	7%	358
SUN COUNTRY PEDIATRICS PLLC	9	318	31	9%	358
BAY VILLAGE OF SARASOTA INC		354	3	1%	357
SAMANTHA WILSON CARE CENTER	4	342	10	3%	356
Coastal Health and Rehabilitation Center		344	11	3%	355

COVID-19: testing by laboratory

Data through Apr 3, 2021 verified as of Apr 4, 2021 at 09:25 AM

Data in this report are provisional and subject to change.

The numbers in the table below represent the number of Florida and non-Florida residents for whom test results were received by the Department of Health. A person can be tested by more than one laboratory and can have both positive and negative results. **Therefore, the sum of the numbers in each column will be larger than the total number of people tested.**

Reporting lab	Inconclusive	Negative	Positive	Percent positive	Total
MANORCARE HEALTH SERVICES - VENICE		299	55	16%	354
COLOR GENOMICS, INC.	2	346	6	2%	354
PALMETTO SUBACUTE CARE CENTER		343	11	3%	354
BAYSHORE DIAGNOSTICS		311	43	12%	354
CHURCH OF SCIENTOLOGY FLAG SERVICE ORGANIZATION		350	3	1%	353
Marshall Health and Rehabilitation Center		304	49	14%	353
SPRINGTREE REHAB & HEALTH CARE CENTER		329	24	7%	353
VILLAGE AT VIENNA SQUARE,THE	6	329	17	5%	352
MEDFAST URGENT CARE CENTER		122	230	65%	352
MY CLINICAL LAB		223	129	37%	352
CORAL BAY HEALTHCARE AND REHABILITATION	1	338	12	3%	351
FAIRWAY OAKS CENTER LLC	6	338	6	2%	350
PEDIATRIC HEALTH CARE ALLIANCE, PA		315	35	10%	350
PEDIATRICS IN BREVARD PA		296	54	15%	350
FL HUD DESTIN, LLC D/B/A GRAND BOULEVARD HEALTH		310	39	11%	349
OKEECHOBEE COUNTY HEALTH DEPT	1	251	97	28%	349
EXCEL PEDIATRICS		297	52	15%	349
BAPTIST PRIMARY CARE INC	1	322	26	7%	349
CORAL TRACE HEALTH CARE	2	341	5	1%	348
PENSACOLA PEDIATRICS, PA		331	17	5%	348
HEALTH DESIGNS		332	14	4%	346
ARCPOINT LABS OF SARASOTA MANATEE		266	79	23%	345
KISSIMMEE FACILITY OPERATIONS LLC		320	24	7%	344
USAFSAM/PHE		174	170	49%	344
HOLIDAY CVS LLC DBA CVS/PHARMACY #0440		329	14	4%	343
SELECT REFERENCE LABORATORIES, LLC	1	329	12	4%	342
FLORIDA HEALTH CARE PLANS			342	100%	342
ADVENT HEALTH CENTRA CARE - PALM COAST		80	261	77%	341
ELMHURST HOSPITAL CENTER	1	311	29	9%	341
24/7 PEDIATRIC CARE CENTERS INC		320	21	6%	341
CRONOS CLINICAL LABORATORY	22	227	91	27%	340
LAKE EUSTIS HEALTH AND REHABILITATION CENTER		332	8	2%	340
MEDICAL CENTER AT OCEAN REEF,THE		321	17	5%	338
PALM BEACH COUNTY FIREFIGHTERS HEALTH CLINIC, LLC		285	53	16%	338
AVANTE AT LEESBURG INC		335	2	1%	337
COMMUNITY HEALTH AND REHABILITATION CENTER		275	62	18%	337
KEY WEST HEALTH AND REHAB	1	326	8	2%	335
ESTERO ISLAND MEDICAL CENTER		266	68	20%	334
ORLANDO ORTHOPAEDIC OUTPATIENT SURGERY CENTER LLC		331	3	1%	334
AVENTURA REHAB AND NURSING CENTER		319	15	4%	334
The Care Center at Pinellas Park	1	324	8	2%	333
NORTH PINELLAS STATMED QUICK QUALITY CLINICS		236	97	29%	333
MIDWAY SPECIALTY CARE CENTER	3	215	114	34%	332
TAVARES PEDIATRICS		280	51	15%	331
RIVERS FAMILY MEDICINE PA		249	82	25%	331
DELTONA HEALTH CARE		307	24	7%	331
Life Care Center at Inverrary		321	9	3%	330

COVID-19: testing by laboratory

Data through Apr 3, 2021 verified as of Apr 4, 2021 at 09:25 AM

Data in this report are provisional and subject to change.

The numbers in the table below represent the number of Florida and non-Florida residents for whom test results were received by the Department of Health. A person can be tested by more than one laboratory and can have both positive and negative results. **Therefore, the sum of the numbers in each column will be larger than the total number of people tested.**

Reporting lab	Inconclusive	Negative	Positive	Percent positive	Total
Life Care Center at Wells Crossing		309	21	6%	330
ST CATHERINE'S WEST REHABILITATION HOSPITAL		317	13	4%	330
MY HEALTHY BLUEPRINT BY BAPTIST HEALTH CARE		277	52	16%	329
PALMS REHABILITATION AND HEALTHCARE CENTER		291	38	12%	329
DEPARTMENT OF HEALTH BUREAU OF FAMILY		323	6	2%	329
LASER & SURGERY CENTER OF THE PALM BEACHES☐		326	2	1%	328
Vi at Lakeside Village Skilled Nursing		314	14	4%	328
THE VILLAGES REGIONAL HOSPITAL FREESTANDING		289	39	12%	328
PALM BEACH PEDIATRICS PA	2	282	43	13%	327
Heartland Healthcare of Ft. Myers	1	324	1	0%	326
SILVER CREEK SENIOR LIVING COMMUNITY		321	5	2%	326
SOUTHWEST ORLANDO FAMILY MEDICINE, PL		273	53	16%	326
PIONEER CLINICAL LAB, LLC		212	113	35%	325
Solaris Healthcare Lake Bennet		289	36	11%	325
ARGO SENIOR LIVING AT HAVERHILL		305	20	6%	325
LabCorp (Non-Interfaced)	1	127	196	60%	324
JACKSONVILLE KIDS PEDIATRICS, PLLC		289	35	11%	324
ADVANCED AMBULATORY SURGERY CENTER		311	13	4%	324
GOOD SAMARITAN SOCIETY-DAYTONA		303	21	6%	324
PENSACOLA PEDIATRICS - PACE		311	12	4%	323
JACKSON PLAZA NURSING & REHAB CENTER	6	309	8	2%	323
KENNEDY PAIN CLINIC GROUP LLC		289	33	10%	322
BEAR CREEK NURSING CENTER		316	5	2%	321
Solaris Healthcare Coconut Creek		314	6	2%	320
CHEEK AND SCOTT DRUGS INC		268	52	16%	320
AMERICAN FINNISH NURSING HOME	2	310	8	3%	320
PruittHealth Santa Rosa		225	94	29%	319
WIMAUMA COMMUNITY HEALTH CENTER		261	57	18%	318
FAMILY CARE PARTNERS OF NE FLORIDA LLC		245	73	23%	318
ROSEN MEDICAL CENTER		277	41	13%	318
REGENTS PARK OF BOCA RATON☐		315	3	1%	318
BIOCEPT		296	22	7%	318
PHYSICIANS REGIONAL WALK-IN		190	127	40%	317
Avante at Inverness		314	3	1%	317
REHABILITATION CENTER OF LAKE CITY, THE		289	28	9%	317
FRICKS PHARMACY		253	63	20%	316
HOLLEY NAVARRE MEDICAL CLINIC		236	79	25%	315
The Grove Health and Rehabilitation		291	24	8%	315
MEDEXPRESS LUTZ		3	311	99%	314
ST LUCIE EMPLOYEE HEALTH & WELLNESS CENTER		308	6	2%	314
SIGNATURE HEALTHCARE AT THE COURTYARD		266	47	15%	313
AVELLINO LAB USA, INC	1	300	12	4%	313
GENESIS MEDICAL LABORATORY MIAMI FL.		83	230	73%	313
MANORCARE AT LELY PALMS		307	5	2%	312
ST JAMES HEALTH AND REHABILITATION CENTER		225	87	28%	312
Life Care Center of Sarasota		298	13	4%	311
ST JUDE CHILDREN'S RESEARCH HOSPITAL		295	15	5%	310

COVID-19: testing by laboratory

Data through Apr 3, 2021 verified as of Apr 4, 2021 at 09:25 AM

Data in this report are provisional and subject to change.

The numbers in the table below represent the number of Florida and non-Florida residents for whom test results were received by the Department of Health. A person can be tested by more than one laboratory and can have both positive and negative results. **Therefore, the sum of the numbers in each column will be larger than the total number of people tested.**

Reporting lab	Inconclusive	Negative	Positive	Percent positive	Total
APLS SERVICES LLC D/B/A CLEAR DIAGNOSTICS	12	295	2	1%	309
LUTHERAN HAVEN		300	9	3%	309
HEATHER HILL HEALTHCARE CENTER		262	46	15%	308
Avante at St Cloud, Inc.		297	9	3%	306
HOMESTEAD MANOR	2	262	41	13%	305
LAKELAND REGIONAL HEALTH SYSTEMS INC		39	266	87%	305
SAINTS 120 LLC	1	270	34	11%	305
CRYSTAL RIVER HEALTH & REHAB		303	2	1%	305
METROPOLITAN HOSPITAL CENTER		297	7	2%	304
CLARE BRIDGE ORMOND BEACH	1	303			304
HUNT CLUB PEDIATRIC ASSOCIATES, P.A.		263	41	13%	304
LA MER NH LLC		298	5	2%	303
OSPREY LODGE		242	59	20%	301
MANOR CARE OF NAPLES FL LLC		298	3	1%	301
BOULEVARD REHABILITATION CENTER		287	14	5%	301
FLORIDA KEYS PEDIATRICS & ADOLESCENT CENTER		283	16	5%	299
TALLAHASSEE NHHI LLC	1	271	27	9%	299
BOCA BIOLISTICS REFERENCE LABORATORY	2	185	112	37%	299
FLETCHER HEALTH AND REHABILITATION CENTER		297	1	0%	298
CROSS POINTE CARE CENTER	2	290	6	2%	298
BUENA VISTA URGENT CARE		264	34	11%	298
ELLENTON PEDIATRICS PA		280	18	6%	298
DAYTONA BEACH HEALTH AND REHAB CENTER		294	2	1%	296
BROOKDALE DESTIN		284	12	4%	296
EDGEWATER AT WATERMAN VILLAGE,THE		280	16	5%	296
CONSULATE HEALTH CARE OF SAFETY HARBOR		289	7	2%	296
LAKE PARK OF MADISON		285	11	4%	296
PERSONALIZED GENETIC TESTING	3	193	99	34%	295
LONGWOOD FAMILY PRACTICE		226	69	23%	295
RULEME CENTER	2	266	27	9%	295
LODGE HEALTH AND REHABILITATION CENTER, THE		262	32	11%	294
ARCPOINT LABS OF ST PETERSBURG		209	85	29%	294
BAY COUNTY SHERIFFS OFFICE JAIL FACILITY		249	45	15%	294
Avante at Orlando	1	287	6	2%	294
SILVERCREST HEALTH AND REHABILITATION CENTER	3	282	8	3%	293
NORTHWEST MEDICAL CENTER CLINICAL LABORATORY		175	118	40%	293
AVON PARK PEDIATRICS INC	3	263	27	9%	293
Concordia Village of Tampa AL		288	5	2%	293
BIOIQ		243	48	16%	291
CENTERSTONE OF FLORIDA		267	24	8%	291
BHA TITUSVILLE CLINIC		270	20	7%	290
HOSPICE OF LAKE & SUMTER INC	1	283	6	2%	290
LUIS A GHIGLINO MD PA		281	9	3%	290
PALM GARDEN OF GAINESVILLE	2	285	2	1%	289
AMERICAN HEALTH ASSOCIATES INC	1	270	18	6%	289
FLORIDA STATE HOSPITAL CLINICAL LABORATORY		287	2	1%	289
AUBURN UNIVERSITY MEDICAL CLINIC		227	62	21%	289

COVID-19: testing by laboratory

Data through Apr 3, 2021 verified as of Apr 4, 2021 at 09:25 AM

Data in this report are provisional and subject to change.

The numbers in the table below represent the number of Florida and non-Florida residents for whom test results were received by the Department of Health. A person can be tested by more than one laboratory and can have both positive and negative results. **Therefore, the sum of the numbers in each column will be larger than the total number of people tested.**

Reporting lab	Inconclusive	Negative	Positive	Percent positive	Total
DOCTORS MEMORIAL HOSPITAL		158	130	45%	288
TIERRA PINES CENTER		275	12	4%	287
ACCURATE DIAGNOSTIC LABS, INC		270	17	6%	287
RENAISSANCE AT THE TERRACES		285	2	1%	287
LORI MCAULIFFE MD PA		255	32	11%	287
West Melbourne Health and Rehabilitation Center		285	1	0%	286
SARAPATH DIAGNOSTICS		162	124	43%	286
W FRANK WELLS NURSING HOME		257	29	10%	286
MACCLENNY NURSING AND REHAB		267	18	6%	285
POMPANO REHABILITATION AND NURSING CTR		285			285
Surrey Place Healthcare and Rehabilitation		283	2	1%	285
PARTICLE THEORY LABS		261	23	8%	284
CITY OF PORT SAINT LUCIE		261	23	8%	284
FLORIDA ATLANTIC UNIVERSITY STUDENT HEALTH		235	49	17%	284
WHITE WILSON MEDICAL IMMEDIATE CARE NICEVILLE		66	218	77%	284
AURORA DIAGNOSTICS BERNHARDT LABORATORIES PATHOLOGY SERVICE		190	93	33%	283
SUNCOAST URGENT CARE		213	70	25%	283
STERLING HOUSE OF DELAND		281	1	0%	282
Sunset Point Center		278	4	1%	282
RITECARE MEDICAL CENTER		204	78	28%	282
MADISON FACILITY INC		278	3	1%	281
DAVID SCOTT MADWAR MD PA□		253	28	10%	281
RIVERWOOD HEALTH NH LLC		242	39	14%	281
BAYA POINTE NURSING AND REHABILITATION		197	83	30%	280
Solaris HealthCare Imperial		272	8	3%	280
renaissance health and rehabilitation center		260	20	7%	280
VILLAGE PLACE NH LLC□		255	24	9%	279
USA HEALTH UNIVERSITY HOSPITAL CLINICAL LABORATORY	1	267	10	4%	278
PAVILION FOR HEALTHCARE, THE		275	3	1%	278
WESTCHESTER GARDENS LIMITED PARTNERSHIP		272	6	2%	278
HAVEN OF OUR LADY OF PEACE INC		270	8	3%	278
Crossbreeze care center	1	274	2	1%	277
HARBOURWOOD	1	272	4	1%	277
Chatsworth at PGA National, LLC		265	12	4%	277
CYPRESS COVE		271	6	2%	277
Rehabilitation Center for Park Place LLC		266	11	4%	277
PRUITT HEALTH-SANTA ROSA		275	2	1%	277
VILLAGES REGIONAL HOSPITAL SURGERY CENTER LLC, THE		218	58	21%	276
CHIPOLA HEALTH AND REHAB		257	18	7%	275
STATMED QUICK QUALITY CLINIC AT NORTH PINELLAS		66	209	76%	275
Glades West Rehabilitation and Nursing Center		266	8	3%	274
NASSAU COUNTY JAIL		229	43	16%	272
WESTWOOD HEALTHCARE SNF		225	46	17%	271
FOUNTAIN INN NURSING & REHABILITATION CTR, INC		265	6	2%	271
VETERANS AFFAIRS MEDICAL CENTER - MIAMI		2	268	99%	270
PBC FIREFIGHTER BENEFIT FUND WELLNESS CENTER		225	45	17%	270
Premier Place at The Glenview		261	9	3%	270

COVID-19: testing by laboratory

Data through Apr 3, 2021 verified as of Apr 4, 2021 at 09:25 AM

Data in this report are provisional and subject to change.

The numbers in the table below represent the number of Florida and non-Florida residents for whom test results were received by the Department of Health. A person can be tested by more than one laboratory and can have both positive and negative results. **Therefore, the sum of the numbers in each column will be larger than the total number of people tested.**

Reporting lab	Inconclusive	Negative	Positive	Percent positive	Total
ARBOR FACILITY INC		267	3	1%	270
PROTEUS MOLECULAR AND CLINICAL LAB	1	155	112	42%	268
ABBOTT LABORATORIES		166	102	38%	268
LAKESIDE NEUROLOGIC		257	11	4%	268
ADVENT HEALTH CENTRA CARE - ORMOND BEACH		113	155	58%	268
BRENTWOOD RETIREMENT COMMUNITY	5	232	31	12%	268
ADVENT HEALTH CARE CENTER	9	246	13	5%	268
DE LUNA HEALTH AND REHABILITATION CENTER		242	23	9%	265
LIFE HOPE LABS, LLC		260	5	2%	265
SERANADES BY SONATA WEST ORANGE		236	29	11%	265
PONTE VEDRA GARDENS		264	1	0%	265
FIRST CHOICE PRIMARY CARE		212	53	20%	265
JACKSONVILLE VA UNIVERSITY OPC	4	252	8	3%	264
CHIPOLA MEDICAL ASSOCIATES, LLC		186	76	29%	262
BROWARD NURSING & REHABILITATION CTR	8	240	14	5%	262
WASHINGTON REHAB AND NURSING		251	10	4%	261
Chatham Glen Healthcare and Rehabilitation Center		253	8	3%	261
Cross Gardens Care Center		260	1	0%	261
CLIFFORD CHESTER SIMS VA NURSING HOME		251	9	3%	260
CONSULATE HEALTHCARE OF KISSIMMEE		247	12	5%	259
ALLIANCE PEDIATRICS PA		253	5	2%	258
AZALEA TRACE		245	13	5%	258
AMELIA MEDICAL CARE		107	151	59%	258
CONEY ISLAND HOSPITAL		251	7	3%	258
FLORIDA WOMAN CARE LABORATORY LLC		232	26	10%	258
Solaris Senior Living North Naples ALF		248	9	4%	257
JACKSONVILLE UNIVERSITY	1	243	13	5%	257
ADVENT HEALTH - ORLANDO		195	61	24%	256
BOND CLINIC, PA		189	67	26%	256
NORTH FLORIDA PEDIATRICS - MARIANNA		217	39	15%	256
INNOVATIVE GENOMICS, LLC		222	33	13%	255
MIAMI JEWISH HEALTH SYSTEMS, INC	4	241	9	4%	254
FORT MYERS REHABILITATION AND NURSING CENTER		228	26	10%	254
MARTIN MEMORIAL MEDICAL CENTER LAB		128	126	50%	254
CONCIMED LLC		229	24	9%	253
SHELL POINT VILLAGE MEDICAL CENTER		246	7	3%	253
LAKEVIEW INTERNAL MEDICINE		189	62	25%	251
STUART - FAIRGROUNDS		219	32	13%	251
FAMILY MEDICAL CARE OF PALM BEACH		190	61	24%	251
BUREAU OF CLINICAL LABORATORIES		209	41	16%	250
AFTER HOURS PEDIATRICS INC	1	1	248	99%	250
TERRACES OF LAKE WORTH CARE CENTER		237	12	5%	249
ST MARK VILLAGE	1	243	5	2%	249
HEARTLAND PEDIATRICS OF LAKE PLACID PA	1	217	30	12%	248
CARRINGTON PLACE OF ST PETE LLC		242	6	2%	248
220 GOLDEN, LLC	1	231	16	6%	248
BAYVIEW CENTER		242	5	2%	247

COVID-19: testing by laboratory

Data through Apr 3, 2021 verified as of Apr 4, 2021 at 09:25 AM

Data in this report are provisional and subject to change.

The numbers in the table below represent the number of Florida and non-Florida residents for whom test results were received by the Department of Health. A person can be tested by more than one laboratory and can have both positive and negative results. **Therefore, the sum of the numbers in each column will be larger than the total number of people tested.**

Reporting lab	Inconclusive	Negative	Positive	Percent positive	Total
WALGREENS 10670		215	32	13%	247
KR at Hillsborough Lakes/Lutz Healthcare		237	10	4%	247
FLORIDA CLINICAL LABORATORY-BIOREFERENCE LABORATORIES		96	151	61%	247
AVECINA MOBILE		121	125	51%	246
Heritage Healthcare at Tallahassee		239	7	3%	246
ADVENTHEALTH EXPRESS CARE AT WESLEY CH		218	28	11%	246
ROSEWOOD HEALTHCARE & REHABILITATION CENTER		239	6	2%	245
MALABAR/ADVENT CENTRA CARE		48	196	80%	244
DOS OF NORTH SHORES NURSING & REHAB CENTER		243			243
HOMESTEAD VILLAGE		232	11	5%	243
Consulate Health Care of St. Petersburg		235	7	3%	242
SEAVIEW NURSING AND REHABILITATION CENTER		233	9	4%	242
ARCHER HEALTH VENTURES, LLC		217	25	10%	242
GOOD SAMARITAN CARES		236	5	2%	241
UCC - WELLINGTON		3	238	99%	241
AMERICAN HOUSE SENIOR LIVING		189	51	21%	240
FELLOWSHIP HOME AT THE FAIRWAY LLC		233	7	3%	240
WHITE WILSON MEDICAL CENTER IMMEDIATE CARE		132	108	45%	240
CLARE BRIDGE OF SARASOTA		238	2	1%	240
STERLING HOUSE OF WINTER HAVEN		237	3	1%	240
TGH		1	239	100%	240
PALM GARDEN OF AVENTURA		236	3	1%	239
ORANGE COUNTY HEALTH DEPT		228	11	5%	239
SOUTHLAND SUITES OF ORMOND BEACH	4	234			238
JUPITER MEDICAL CENTER URGENT CENTER		194	43	18%	237
ARDEN COURTS OF TAMPA	2	229	5	2%	236
ST AUGUSTINE HEALTH & REHAB CENTER		235	1	0%	236
SIGNATURE HEALTHCARE OF ORANGE PARK		232	3	1%	235
REGENTS PARK AT AVENTURA		221	14	6%	235
BAY TREE CARE AND REHABILITATION CENTER		197	38	16%	235
OAK HAMMOCK AT THE UNIVERSITY OF FLORIDA		229	6	3%	235
ATLANTIC URGENT CARE		155	78	33%	233
BAPTIST HEALTH URGENT CARE AT PLANTATION		190	43	18%	233
MANDARIN PEDIATRICS		210	22	9%	232
Orchid Cove at Sarasota		230	1	0%	231
HOLISTIC PEDIATRICS GROUP LLC		210	21	9%	231
ManorCare Health Services-Palm Harbor	1	229	1	0%	231
EDGEWOOD NURSING CENTER		221	10	4%	231
LYNN HAVEN SPORTS COMPLEX-WALKON CLINIC		21	209	91%	230
EVENT MED SERVICES LABORATORY		225	5	2%	230
ST VINCENT'S AMBULATORY CARE INC DBA	2	197	31	13%	230
VI AT BENTLEY VILLAGE HOME CARE		229	1	0%	230
ST ANTHONYS REHABILITATION HOSPITAL	9	218	2	1%	229
Lake Port Square Health Center		212	17	7%	229
HOSPICE OF ST FRANCIS INC		222	7	3%	229
ST JOSEPH'S HOSPITAL LABORATORY			229	100%	229
MIAMI CEREBRAL PALSY RESIDENTIAL		227	1	0%	228

COVID-19: testing by laboratory

Data through Apr 3, 2021 verified as of Apr 4, 2021 at 09:25 AM

Data in this report are provisional and subject to change.

The numbers in the table below represent the number of Florida and non-Florida residents for whom test results were received by the Department of Health. A person can be tested by more than one laboratory and can have both positive and negative results. **Therefore, the sum of the numbers in each column will be larger than the total number of people tested.**

Reporting lab	Inconclusive	Negative	Positive	Percent positive	Total
CCS - JOSEPH V CONTE		226	2	1%	228
MARTIN ACQUISITION 1 LLC DBA		214	14	6%	228
OAKBROOK HEALTH AND REHABILITATION CENTER	1	212	14	6%	227
AVANTE AT ORMOND BEACH INC		221	6	3%	227
SURREY PLACE CARE CENTER		219	7	3%	226
SAMIR EBEID MD		203	23	10%	226
Lakewood Nursing Center		197	29	13%	226
PARKS HEALTHCARE & REHABILITATION CTR	4	211	11	5%	226
IMA MEDICAL GROUP		157	68	30%	225
THE RESIDENCE AT TIMBER PINES	4	196	25	11%	225
ASCENSION MEDICAL GROUP		5	220	98%	225
PADDOCK RIDGE		222	3	1%	225
BARTRAM CROSSING		224			224
DISCOVERY VILLAGE AT MELBOURNE		197	27	12%	224
FORT PIERCE HEALTH CARE		217	7	3%	224
CHILDREN MED CARE INC		190	33	15%	223
BAPTIST HEALTH SOUTH FLORIDA - WEST BOCA URGENT CARE		177	46	21%	223
LCS SANDHILL COVE LLC DBA	6	208	9	4%	223
WIREGRASS DIRECT PRIMARY CARE PLLC		190	33	15%	223
LEHIGH VALLEY GENOMICS			223	100%	223
PINNACLES PEDS CARE PA		222			222
NORTH FLORIDA PEDIATRICS PA - DUVAL		193	29	13%	222
LAKESIDE HEALTH CENTER		222			222
SPRINGS AT LAKE POINTE WOODS		219	2	1%	221
ADVENT HEALTH - LAKE NONA		192	29	13%	221
NSPIRE HEALTHCARE LAUDERHILL		215	6	3%	221
Signature healthcare of Jacksonville		216	5	2%	221
MORSELIFE MEMORY CARE RESIDENCE		211	9	4%	220
CONCORD LIFE SCIENCES LLC	2	201	17	8%	220
FARAH MEDICAL		205	15	7%	220
CORAL REEF NURSING & REHABILITATION CENTER		213	6	3%	219
DOCTORS MEMORIAL FAMILY MEDICINE	2	151	66	30%	219
COLONY CLUB ALF,THE	1	205	13	6%	219
Boynton Beach Rehabilitation Center	2	213	4	2%	219
CONSULATE HEALTH CARE OF MELBOURNE		214	5	2%	219
VETERANS AFFAIRS ORLANDO VA MEDICAL CENTER			219	100%	219
ANGELS DIAGNOSTIC GROUP		174	45	21%	219
SANDY PINES	2	195	22	10%	219
WOOD LAKE HEALTH AND REHABILITATION CENTER		219			219
Sunnyside Nursing Home		215	3	1%	218
ADVENT HEALTH CENTRA CARE - DAYTONA BEACH		94	124	57%	218
THE MANOR AT CARPENTERS		185	32	15%	217
CCS - PAUL REIN DETENTION FACILITY		151	66	30%	217
MILLENNIUM PHYSICIAN GROUP LLC		190	27	12%	217
ST. CLOUD REGIONAL MEDICAL CENTER		199	18	8%	217
Flagler Health and Rehabilitation		214	3	1%	217
LAKE PORT SQUARE		200	17	8%	217

COVID-19: testing by laboratory

Data through Apr 3, 2021 verified as of Apr 4, 2021 at 09:25 AM

Data in this report are provisional and subject to change.

The numbers in the table below represent the number of Florida and non-Florida residents for whom test results were received by the Department of Health. A person can be tested by more than one laboratory and can have both positive and negative results. **Therefore, the sum of the numbers in each column will be larger than the total number of people tested.**

Reporting lab	Inconclusive	Negative	Positive	Percent positive	Total
CORAL GABLES NURSING & REHABILITATION CENTER		207	10	5%	217
BORLAND GROOVER CLINIC	1	179	37	17%	217
BROOKDALE ATRIM WAY		210	6	3%	216
Avante at Lake Worth, Inc.		213	2	1%	215
GATEWAY/ADVENT CENTRA CARE	1	24	190	88%	215
MIDWAY PRIMARY CARE, LLC	11	130	74	34%	215
SUPERIOR RESIDENCES OF PANAMA CITY BEACH		209	6	3%	215
EXPERTUS LABORATORIES INC		142	73	34%	215
MEDICAL CONSULTANTS OF FLORIDA LLC	1	181	33	15%	215
KEY LARGO - LARGO CARGO		193	21	10%	214
BLOCK, NATION, CHASE, AND SMOLEN FAMILY MEDICINE		157	57	27%	214
PATHWAY PHARMACY		178	36	17%	214
Consulate Healthcare of West Palm Beach		197	16	8%	213
INN AT ASTON GARDENS, THE		205	8	4%	213
NADAL PEDIATRICS		180	32	15%	212
Bayside Health and Rehabilitation		181	31	15%	212
San Jose Health & Rehabilitation		206	6	3%	212
HIGHLANDS URGENT CARE			212	100%	212
GUEST HOUSE OCALA, THE		205	7	3%	212
FLAGLER COUNTY DETENTION CENTER		200	12	6%	212
CONSULATE HEALTH CARE OF WINTER HAVEN		209	3	1%	212
LIFE CARE CENTER OF PORT ST. LUCIE		200	12	6%	212
POCONO MEDICAL CENTER		212			212
Taylor Care Center		207	5	2%	212
KINDRED HOSPITAL THE PALM BEACHES		206	5	2%	211
Avante at Melbourne		207	4	2%	211
Jacaranda Manor		210	1	0%	211
MACTOWN, INC		209	2	1%	211
SOLARIS SENIOR LIVING VERO BEACH		203	8	4%	211
SUNRISE DIAGNOSTIC LABORATORY		158	53	25%	211
BODYK		207	4	2%	211
BAY VUE NURSING AND REHABILITATION CENTER		200	10	5%	210
HEALTH FIRST - HOLMES REGIONAL MEDICAL CENTER		32	178	85%	210
GOOD SAMARITAN SOCIETY OF DELAND		199	11	5%	210
QUICK CARE MED LLC	1	157	52	25%	210
FLORIDA HEALTH CARE PLAN INC		2	208	99%	210
Royal Oaks Nursing and Rehab		209	1	0%	210
Whispering Oaks	11	175	23	11%	209
Nspire Health Care Kendall		199	10	5%	209
The Palace Nursing and Rehabilitation Center		209			209
ADVANCED MEDICAL GROUP		1	208	100%	209
FULGENT GENETICS	2	166	40	19%	208
life Care Center of Melbourne		191	17	8%	208
PALMS MEDICAL GROUP HIGH SPRINGS		174	34	16%	208
ST PETERSBURG PEDIATRICS-EAST BAY	1	173	34	16%	208
ARDEN COURTS OF SEMINOLE		167	41	20%	208
BOCA RATON REHABILITATION CENTER	4	199	4	2%	207

COVID-19: testing by laboratory

Data through Apr 3, 2021 verified as of Apr 4, 2021 at 09:25 AM

Data in this report are provisional and subject to change.

The numbers in the table below represent the number of Florida and non-Florida residents for whom test results were received by the Department of Health. A person can be tested by more than one laboratory and can have both positive and negative results. **Therefore, the sum of the numbers in each column will be larger than the total number of people tested.**

Reporting lab	Inconclusive	Negative	Positive	Percent positive	Total
The Waterford		203	3	1%	206
MATHISON RETIREMENT COMMUNITY, INC	1	197	8	4%	206
PINELLAS CARE CENTER		172	34	17%	206
Cross Terrace REhabilitation		203	2	1%	205
PCB CLINIC		159	45	22%	204
DISCOVERY VILLAGE AT NAPLES		187	17	8%	204
UNIVERSITY OF MIAMI		73	130	64%	203
NEW YORK CITY DEPARTMENT OF HEALTH & MENTAL		169	34	17%	203
BROOKDALE OF SPRING HILL	9	192	2	1%	203
KENILWORTH CARE & REHABILITATION CENTER		187	16	8%	203
PATHGROUP LABS LLC		97	106	52%	203
GLENRIDGE ON PALMER RANCH,THE		195	8	4%	203
JUPITER MEDICAL CENTER URGENT CARE - STUART		151	51	25%	202
PEACHTREE IMMEDIATE CARE		167	35	17%	202
POLK COUNTY HEALTH DEPARTMENT		178	24	12%	202
ADVENT HEALTH CENTRA CARE - APOPKA NORTH		172	30	15%	202
HIALEAH SHORES NURSING AND REHAB CENTER		193	8	4%	201
VAMC WEST PALM LAB		5	196	98%	201
Governors Creek Health and Rehabilitation	1	198	2	1%	201
PALM HARBOR FAMILY PRACTICE & WALK-IN		154	47	23%	201
BRADEN RIVER REHABILITATION CENTER LLC		200	1	0%	201
HERITAGE HEALTHCARE AND REHABILITATION CENTER		195	5	3%	200
TUSCAN GARDENS OF PALM COAST		195	5	3%	200
MARION AND BERNARD L SAMSON NURSING CENTER		196	4	2%	200
BENDERSON FAMILY SKILLED NURSING AND□		182	17	9%	199
MEDICATION ROOMS-CSU/CI NURSE STATION	1	187	11	6%	199
STAR CARE		169	30	15%	199
LAKE VIEW CARE CENTER AT DELRAY		193	6	3%	199
The Ponce Therapy Care Center		195	4	2%	199
ADVENT HEALTH - CARROLLWOOD	4	169	26	13%	199
DEPARTMENT OF HEALTH & HUMAN SERVICES		198			198
AMA MEDICAL GROUP LLC		166	32	16%	198
AVANTE OF BOCA RATON		198			198
LAUREL POINT CARE ACQUISITION LLC DBA SANDGATE GARDENS REHAB AND NURSI		171	27	14%	198
GRACE PEDIATRICS		167	31	16%	198
COLLIER PHARMACY		161	36	18%	197
CARENOW LAKE MARY		45	152	77%	197
LAB CORP	1	115	81	41%	197
ENCOMPASS HEALTH REHABILITATION OF SEA PINES		196	1	1%	197
MIRACLE HILL NURSING & REHABILITATION CENTER INC		191	6	3%	197
ABBIEJEAN RUSSELL CARE CENTER□		195	1	1%	196
LABCORP BURLINGTON		148	48	24%	196
NO FLORIDA PEDIATRICS, PA		169	27	14%	196
TARPON POINT NURSING AND REHABILITATION CENTER		192	3	2%	195
YOUR FAMILY WALK-IN CLINIC		13	182	93%	195
Heritage Park Rehabilitation & Healthcare		177	18	9%	195
BRUCE S WEST MD	1	192	1	1%	194

COVID-19: testing by laboratory

Data through Apr 3, 2021 verified as of Apr 4, 2021 at 09:25 AM

Data in this report are provisional and subject to change.

The numbers in the table below represent the number of Florida and non-Florida residents for whom test results were received by the Department of Health. A person can be tested by more than one laboratory and can have both positive and negative results. **Therefore, the sum of the numbers in each column will be larger than the total number of people tested.**

Reporting lab	Inconclusive	Negative	Positive	Percent positive	Total
PATRIOT MEDICAL LABORATORIES		186	8	4%	194
BEACON AT GULF BREEZE, THE	2	181	11	6%	194
ALLSOUTH URGENT CARE		25	169	87%	194
SENIOR LIVING VII TAMPA LLC□	1	183	9	5%	193
SARNO EXTENDED HOURS		124	69	36%	193
HOSPITAL FOR SPECIAL SURGERY		190	3	2%	193
FINLAY CLINICAL LABORATORY INC	1	39	152	79%	192
CYPRESS POINT LIVING, LLC		177	15	8%	192
WALGREENS 4915	1	172	19	10%	192
HEALTH LINK DIAGNOSTIC LABORATORIES		182	9	5%	191
PARK MEADOWS HEALTH AND REHABILITATION CENTER		191			191
BARKLEY PLACE	1	186	4	2%	191
GULF COAST MEDICAL CENTER		185	5	3%	190
Sunrise Health and Rehabilitation Center		182	8	4%	190
THE PLAYERS CHAMPIONSHIP		190			190
NEO GENOMICS - FORT MYERS	1	183	6	3%	190
ARDEN COURTS OF FORT MYERS		183	6	3%	189
LEESBURG PEDIATRICS		161	28	15%	189
FIRST CHOICE PEDIATRICS SEMORAN		98	91	48%	189
RIVERWOOD CENTER,THE□		179	10	5%	189
OCEAN REEF MEDICAL CENTER		150	38	20%	188
VIERA MANOR ASSISTED LIVING RESIDENCE		181	7	4%	188
WILLISTON PEDIATRICS PA	1	155	32	17%	188
WOMEN'S CARE FLORIDA LABORATORY		183	5	3%	188
MIAMI VA HEALTHCARE SYSTEM			188	100%	188
SOUTH BALDWIN REGIONAL MEDICAL CENTER		176	12	6%	188
FLORIDA DEPARTMENT OF HEALTH IN TAYLOR COUNTY	1	144	43	23%	188
PLANTATION NURSING & REHAB CENTER		187			187
WORKPLACE SCREENING INTELLIGENCE			187	100%	187
GEORGE SAFRAN MD PC		174	13	7%	187
CSL PLASMA		31	155	83%	186
ZON BEACHSIDE LLC□		149	37	20%	186
BONITA PHARMACY		167	19	10%	186
PEDIATRIC SPECIALISTS MEDICAL GROUP□	1	168	17	9%	186
NIGHT LITE PEDIATRICS WINTER GARDEN		144	42	23%	186
ANTHEM LAKES LLC		151	35	19%	186
AMERICAN RESEARCH LABS		172	13	7%	185
EDWARD J HEALEY REHAB & NURSING CENTER		185			185
A PLUS PEDIATRICS		162	23	12%	185
JACKSONVILLE NURSING AND REHAB CENTER		177	8	4%	185
ADVENT		172	13	7%	185
ST. JAMES BAY HEALTH AND REHABILITATION CENTER		183	1	1%	184
SUNLIFE PHARMACY		160	24	13%	184
BAPTIST HEALTH PRIMARY CARE	1	134	49	27%	184
GEORGIA DEPARTMENT OF PUBLIC HEALTH	1	5	178	97%	184
CANTERFIELD OF CLAY COUNTY		146	38	21%	184
LIFE CARE CENTER OF ALTAMONTE SPRINGS		157	27	15%	184

COVID-19: testing by laboratory

Data through Apr 3, 2021 verified as of Apr 4, 2021 at 09:25 AM

Data in this report are provisional and subject to change.

The numbers in the table below represent the number of Florida and non-Florida residents for whom test results were received by the Department of Health. A person can be tested by more than one laboratory and can have both positive and negative results. **Therefore, the sum of the numbers in each column will be larger than the total number of people tested.**

Reporting lab	Inconclusive	Negative	Positive	Percent positive	Total
US MEDICAL CARE, INC		162	22	12%	184
PHYSICIANS REGIONAL MEDICAL CENTER - PINE RIDGE		20	164	89%	184
CARE CENTERS OF NASSAU		180	3	2%	183
JUNO DERMATOLOGY LLC		166	17	9%	183
NADAL PEDIATRICS - VICTORIA STREET (3385)		155	28	15%	183
GLADES HEALTH CARE CENTER		180	3	2%	183
TUSCAN GARDENS OF VENETIA MANAGEMENT COMPANY		169	14	8%	183
ADVENT HEALTH CENTRA CARE - WESLEY CHAPEL		13	170	93%	183
HAWKINS FAMILY MEDICINE LLC	1	131	51	28%	183
ARDEN COURTS OF DELRAY BEACH FL LLC	3	169	10	5%	182
RIVERSIDE RECOVERY OF TAMPA		181	1	1%	182
SACRED HEART HEALTH SYSTEM INC		149	33	18%	182
BROOKDALE ORANGE PARK		181	1	1%	182
SUMMERFIELD EMERGENCY ROOM		137	44	24%	181
PENSACOLA PEDIATRICS MILTON		169	12	7%	181
Emory L Bennett State Veterans Nursing Home		178	3	2%	181
Hampton Court Nursing and Rehabilitation Center		179	2	1%	181
ARDEN COURTS OF LARGO FL, LLC		159	22	12%	181
PRIMECARE OF DOTHAN		127	54	30%	181
DOLPHIN POINTE HEALTH CARE LLC		160	20	11%	180
VILLA MARIA WEST SKILLED NURSING FACILITY		173	7	4%	180
ESCAMBIA COUNTY JAIL DETENTION DIVISION		175	5	3%	180
STERLING HOUSE OF PUNTA GORDA		179	1	1%	180
SUNY UPSTATE MEDICAL UNIVERSITY		164	15	8%	179
LAKE REGIONAL URGENT CARE		12	167	93%	179
CANTERFIELD OF OCALA, LLC		168	11	6%	179
EXOSOME DIAGNOSTICS	1	158	19	11%	178
PEDIATRICS OF GREATER ORLANDO		153	24	14%	177
ALL SEASONS NAPLES LLC		172	5	3%	177
BRIGHTON EGGERT PHARMACY INC		170	7	4%	177
ROSECASTLE OF CITRUS		147	30	17%	177
ADVENT HEALTH CENTRA CARE - CARROLLWOOD		5	172	97%	177
CAREATC CITY OF TAMPA	2	146	29	16%	177
HEALTHPOINT MED GRP OF THE EMERALD COAST LLC		143	34	19%	177
MCW MENTAL HEALTH LLC		172	4	2%	176
GENE BY GENE		61	115	65%	176
FLORIDA DEPARTMENT OF HEALTH IN ALACHUA COUNTY -		162	14	8%	176
CHARTER SENIOR LIVING OF PANAMA CITY BEACH		154	21	12%	175
NORTH FLORIDA INTERNAL MEDICINE PA		141	34	19%	175
ORLANDO HEALTH EMERGENCY DEPARTMENT		163	12	7%	175
The Inn at Sarasota Bay Club		173	2	1%	175
ADVENT HEALTH - PALM HARBOR ER		139	36	21%	175
ROSECASTLE OF ZEPHRHILLS		172	3	2%	175
HUNT CLUB PEDIATRIC ASSOCIATES PA		110	65	37%	175
PROFESSIONAL URGENT CARE SERVICES		136	38	22%	174
ANCHOR CARE AND REHABILITATION CENTER		173	1	1%	174
ASTON GARDENS AT PELICAN MARSH		169	5	3%	174

COVID-19: testing by laboratory

Data through Apr 3, 2021 verified as of Apr 4, 2021 at 09:25 AM

Data in this report are provisional and subject to change.

The numbers in the table below represent the number of Florida and non-Florida residents for whom test results were received by the Department of Health. A person can be tested by more than one laboratory and can have both positive and negative results. **Therefore, the sum of the numbers in each column will be larger than the total number of people tested.**

Reporting lab	Inconclusive	Negative	Positive	Percent positive	Total
PEDIATRICS IN BREVARD PA- ROCKLEDGE		134	39	23%	173
MID FLORIDA PATHOLOGY LLC MOBILE UNIT #4		120	53	31%	173
MOBILE INFIRMARY MED CENTER PATH LAB		157	15	9%	172
CENTRAL FLORIDA HEALTHCARE GROUP LLC		151	21	12%	172
BAY EDUCATORS WELLNESS CENTER		115	57	33%	172
VILLAGE PEDIATRICS LLC		143	29	17%	172
REGENCY PARK		154	18	10%	172
FORT WALTON REHABILITATION CENTER		133	39	23%	172
BROOKDALE FORT MYERS THE COLONY		167	4	2%	171
NORTH BEACH REHABILITATION CENTER		168	2	1%	170
URGENT CARE OF THE PALM BEACHES, NORTH PALM BEACH			170	100%	170
HIGHLANDS LAKE CENTER		165	5	3%	170
Life Care Center of Orlando		164	5	3%	169
SUWANNEE VALLEY NURSING CENTER		155	14	8%	169
NAIA		167	1	1%	168
PANAMA CITY DEVELOPMENTAL CENTER□		168			168
AMERICAN FAMILY MEDICAL LLC		126	42	25%	168
BVM THE BRIDGES LLC		167			167
OSPREY VILLAGE AT AMELIA ISLAND LTD		157	10	6%	167
ADVENT HEALTH CENTRA CARE - TEMPLE TERRACE	1	103	63	38%	167
COASTAL INTERNAL MEDICINE		129	38	23%	167
VITAS HEALTHCARE CORPORATION OF FL		152	15	9%	167
MEADOWCREST FAMILY PHYSICIANS		97	69	42%	166
WOODBIDGE FACILITY INC		161	5	3%	166
CITRUS HEALTH AND REHAB		132	33	20%	165
LAKEVIEW TERRACE RETIREMENT COMMUNITY		148	17	10%	165
EMBRY RIDDLE AERONAUTICAL UNIVERSITY HEALTH SERVICES		1	164	99%	165
FINNISH AMERICAN REST HOME-ALF		163	2	1%	165
THE ARLINGTON OF NAPLES INC.		162	3	2%	165
RDV SPORTSPLEX PEDIATRICS		137	28	17%	165
CAYUGA MEDICAL CENTER AT ITHACA		160	5	3%	165
FIRST CHOICE PEDIATRICS INC		148	17	10%	165
BROOKDALE BONITA SPRINGS		161	3	2%	164
VIPEDIATRICS PLLC		149	15	9%	164
NAPHCARE, INC AT MANATEE COUNTY JAIL		139	25	15%	164
TERRACE AT HOBE SOUND, THE	1	154	9	5%	164
EAST NEW YORK DIAGNOSTIC AND TREATMENT		155	9	5%	164
PRECISION GENETICS, INC		157	6	4%	163
WEST COAST FAMILY MEDICAL CARE		129	34	21%	163
TRI COUNTY NURSING HOME		162	1	1%	163
BRADENTON HEALTH CARE		163			163
AMERICAN ESOTERIC LAB-BIRMINGHAM		160	3	2%	163
WESLEY HAVEN VILLA	1	128	34	21%	163
ABSOLUTE HEALTH INTERNAL MEDICINE AND PEDIATRICS		143	19	12%	162
Kindred Hospital South Florida Hollywood SNU		155	7	4%	162
SOMERBY LAKE NONA		154	7	4%	161
KRYSTAL BAY NURSING AND REHABILITATION		154	6	4%	160

COVID-19: testing by laboratory

Data through Apr 3, 2021 verified as of Apr 4, 2021 at 09:25 AM

Data in this report are provisional and subject to change.

The numbers in the table below represent the number of Florida and non-Florida residents for whom test results were received by the Department of Health. A person can be tested by more than one laboratory and can have both positive and negative results. **Therefore, the sum of the numbers in each column will be larger than the total number of people tested.**

Reporting lab	Inconclusive	Negative	Positive	Percent positive	Total
QUALITY URGENT CARE AND WELLNESS PL	3	114	43	27%	160
KEYSTONE REHAB		160			160
GREENBRIAR REHABILITATION AND NURSING CENTER	1	159			160
ARCADIA HEALTH AND REHABILITATION CENTER		100	60	38%	160
QUEENS HOSPITAL CENTER	1	148	10	6%	159
BROOKDALE PENSACOLA		158	1	1%	159
FHMG-FLORIDA HOSPITAL MEDICAL GROUP		133	25	16%	158
RITE MEDICAL CARE PC		156	2	1%	158
WUESTHOFF REF LABORATORY			158	100%	158
DESOTO PALMS ALF		153	5	3%	158
DOCTORS MEMORIAL FAMILY PRACTICE	2	119	36	23%	157
CLERMONT URGENT CARE			157	100%	157
ALL FLORIDA FAMILY AND SPORTS MEDICINE		134	22	14%	156
TIMBERRIDGE NURSING HOME & REHAB		123	33	21%	156
NO FLORIDA PEDIATRICS, PA - BRADFORD		127	29	19%	156
Englewood Healthcare and Rehab		141	15	10%	156
NORTH PORT REHABILITATION AND NURSING CENTER		155	1	1%	156
GULFCOAST PEDIATRICS		146	9	6%	155
POINTE, THE		127	28	18%	155
WILTON MANORS HEALTH & REHABILITATION CENTER		146	9	6%	155
COCOA BEACH/ADVENT CENTRA		41	114	74%	155
KINDRED HOSPITAL MELBOURNE	1	149	5	3%	155
PROVIDENCE HOSPITAL LABORATORY		147	8	5%	155
DIAMOND RIDGE		147	7	5%	154
PALMETTTO FACILITY INC	1	153			154
FAWCETT MEMORIAL HOSPITAL-LAB		39	115	75%	154
PRUITT HEALTH		152	2	1%	154
VIERA DEL MAR HEALTH AND REHABILITATION CENTER		149	4	3%	153
WRIGHTS HEALTH CARE AND REHABILITATION CENTER		123	30	20%	153
FLORIDA HEALTH CARE PLANS INC		2	151	99%	153
SUNNY HILLS ALF OF SEBRING INC		140	12	8%	152
BENTON HOUSE AT OAKLEAF		122	30	20%	152
PHYSICIAN PARTNERS PERRY		88	64	42%	152
GRAVITY DIAGNOSTICS		56	96	63%	152
TUSCAN ISLE CHAMPIONSGATE OP CO LLC		150	2	1%	152
JACKSON COUNTY HEALTH DEPARTMENT		105	47	31%	152
Peninsula Care and Rehab		139	12	8%	151
REFUAH HEALTH CENTER LABORATORY		143	8	5%	151
Madison Health and Rehabilitation Center		115	36	24%	151
RAPID RELIABLE TESTING NY LLC		142	9	6%	151
NAVARRE GARDENS LLC		126	25	17%	151
D PEDIATRICS		134	17	11%	151
LIFE BRITE		134	16	11%	150
CRANE CENTER		119	31	21%	150
The Crossroads		149	1	1%	150
LABORATORY OF FLORIDA		97	53	35%	150
CORE BIO LABS		76	74	49%	150

COVID-19: testing by laboratory

Data through Apr 3, 2021 verified as of Apr 4, 2021 at 09:25 AM

Data in this report are provisional and subject to change.

The numbers in the table below represent the number of Florida and non-Florida residents for whom test results were received by the Department of Health. A person can be tested by more than one laboratory and can have both positive and negative results. **Therefore, the sum of the numbers in each column will be larger than the total number of people tested.**

Reporting lab	Inconclusive	Negative	Positive	Percent positive	Total
FLORIDA MEDICAL CLINIC LLC		88	62	41%	150
ADVENTHEALTH HOSPICE CARE CENTRAL FLORIDA		145	4	3%	149
JEFFERSON COUNTY HEALTH DEPARTMENT-MONTICELLO		118	31	21%	149
MEASE COUNTRYSIDE HOSPITAL		1	148	99%	149
WALGREENS 6221		132	17	11%	149
PALM BEACH COUNTY HEALTH DEPT LAB	4	138	7	5%	149
LAKE WALES OPERATING GROUP LLC		144	5	3%	149
F&T MEDICAL RESEARCH, INC		149			149
GOLD CHOICE SENIOR COMMUNITIES		109	40	27%	149
MAINSTREAM DIAGNOSTIC LABORATORY LLC		128	21	14%	149
PRECISION HEALTH RESOURCES, LLC	1	133	15	10%	149
MILLENNIUM LAB SERVICES			148	100%	148
SEAGRASS VILLAGE FLEMING ISLAND		111	37	25%	148
CHERRY OAK PALM BEACH COUNTY		140	8	5%	148
MACKOUL PEDIATRICS FORT MYERS		130	17	12%	147
CVS		41	106	72%	147
CROSSWINDS HEALTH AND REHABILITATION CENTER	1	144	2	1%	147
SONATA COCONUT CREEK	2	122	23	16%	147
BOSTON RED SOX CLUB LP		144	2	1%	146
Quail Run Health Care Center		146			146
ALLCARE MEDICAL CENTERS PC		122	24	16%	146
CLEARWATER STATMED QUICK QUALITY CLINICS		42	104	71%	146
AMERICAN HOUSE COCONUT POINT		127	18	12%	145
REGENCY CARE OF BLOUNTSTOWN LLC		135	10	7%	145
PEDIATRIC ASSOCIATES AT ARGYLE PA		139	6	4%	145
WEDGEWOOD HEALTHCARE CENTER		93	52	36%	145
BROOKDALE CAPE CORAL		145			145
TRADITION MEDICAL CENTER LABORATORY		54	91	63%	145
Lehigh Acres Health and Rehabilitation		134	11	8%	145
FAMILY EXTENDED CARE OF CENTRAL TAMPA		127	18	12%	145
TGH URGENT CARE – SEMINOLE			145	100%	145
HEARTLAND HEALTHCARE AND REHAB CENTER		122	22	15%	144
NCRNC INC		140	4	3%	144
ADVENTHEALTH CENTRA CARE PONCIANA	1	81	62	43%	144
PROVISTA DIAGNOSTICS, INC		140	3	2%	143
KINDRED HOSPITAL - SOUTH FLORIDA		140	3	2%	143
PROMPT CARE OF CENTRAL FLORIDA			143	100%	143
JEFFERY WEINZWEIG		2	141	99%	143
JPR URGENT MEDICAL CARE		139	4	3%	143
ADVENTHEALTH MEDICAL GROUP FAMILY MEDICINE AT		111	32	22%	143
DAYSPRING VILLAGE		121	22	15%	143
WALGREENS #06012		125	17	12%	142
APOLLO HEALTH & REHABILITATION		136	6	4%	142
NEMOURS CHILDREN'S URGENT CARE		80	62	44%	142
Oakhurst Center		135	7	5%	142
GATTOLINE ENTERPRISES, INC. DBA FAMILY CARE PHARMACY		115	27	19%	142
DB MD		126	16	11%	142

COVID-19: testing by laboratory

Data through Apr 3, 2021 verified as of Apr 4, 2021 at 09:25 AM

Data in this report are provisional and subject to change.

The numbers in the table below represent the number of Florida and non-Florida residents for whom test results were received by the Department of Health. A person can be tested by more than one laboratory and can have both positive and negative results. **Therefore, the sum of the numbers in each column will be larger than the total number of people tested.**

Reporting lab	Inconclusive	Negative	Positive	Percent positive	Total
OAKS OF KISSIMMEE HEALTH AND REHABILITATION CENTER		138	3	2%	141
UNITED CLINICAL LABORATORIES		132	9	6%	141
PORT ST LUCIE REHABILITATION AND HEALTHCARE		98	43	30%	141
CLINICA HISPANA		1	140	99%	141
ISLAND HEALTH AND REHABILITATION CENTER		140	1	1%	141
NOVARI CARE LLC		97	44	31%	141
GATEWAY CARE CENTER		139	1	1%	140
DAYSPRING SENIOR LIVING LLC		138	2	1%	140
BARBARA O'REILLY MD PA		136	4	3%	140
ESCAMBIA COUNTY JAIL	1	109	29	21%	139
GRAND OAKS HEALTH & REHABILITATION		138	1	1%	139
KINDRED HOSPITAL SOUTH FLORIDA		119	20	14%	139
CITRUS MEMORIAL HOSPITAL			139	100%	139
Signature Healthcare of Palm Beach		138	1	1%	139
HAZELDEN FLORIDA	1	133	5	4%	139
Gulf Coast Healthcare (Longwood Health and Rehab		118	21	15%	139
SHC College Park		138	1	1%	139
FAWCETT MEMORIAL HOSPITAL LABORATORY			138	100%	138
MV MEDICAL PRACTICE DBA PRIMARY URGENT CARE		131	7	5%	138
CARENOW URGENT CARE - LAKE MARY			138	100%	138
ADVENT HEALTH CENTRA CARE - DELAND		28	110	80%	138
WINDSOR OF LAKEWOOD RANCH,THE		136	2	1%	138
ADVENT HEALTH CENTRA CARE - CITRUS PARK		9	129	93%	138
AMERICAN PATHOLOGY PARTNERS		136	2	1%	138
SMILEY MEDICAL GROUP		108	30	22%	138
AHEC CLINIC		8	130	94%	138
LabCorp L#09258090 M#09258105		74	64	46%	138
DOCTOR'S IN HOUSE LABORATORY		18	119	87%	137
MANOR AT BLUEWATER BAY		131	6	4%	137
SPRING HAVEN RETIREMENT	1	133	3	2%	137
WALTON PLACE		137			137
PPC-LAB EDI ORCHARD BI		129	8	6%	137
Centre Pointe Health and Rehabilitation Center		126	11	8%	137
LONGWOOD HEALTH AND REHABILITATION CENTER		124	12	9%	136
MANOR CARE OF PALM HARBOR		135	1	1%	136
LIFE CARE CENTER OF JACKSONVILLE□		115	21	15%	136
CLARE BRIDGE OF CAPE CORAL	1	135			136
ADVENT HEALTH CENTRA CARE - ORANGE CITY	1	53	82	60%	136
SONATA DELRAY BEACH		125	11	8%	136
MINUTECLINIC DIAGNOSTIC		128	8	6%	136
PEDIATRIC CARE CENTER		135			135
SONATA WEST		133	2	1%	135
FIRSTCARE CLINIC		67	68	50%	135
IRL MARKET LAB ALACHUA		104	31	23%	135
CARE RESOURCE COMMUNITY HEALTH CENTERS INC		129	6	4%	135
MED COMP SCIENCES		3	132	98%	135
AEGIS MEDICAL GROUP		113	22	16%	135

COVID-19: testing by laboratory

Data through Apr 3, 2021 verified as of Apr 4, 2021 at 09:25 AM

Data in this report are provisional and subject to change.

The numbers in the table below represent the number of Florida and non-Florida residents for whom test results were received by the Department of Health. A person can be tested by more than one laboratory and can have both positive and negative results. **Therefore, the sum of the numbers in each column will be larger than the total number of people tested.**

Reporting lab	Inconclusive	Negative	Positive	Percent positive	Total
Lakeside Nursing and Rehabilitation Center	1	108	25	19%	134
WILLOWBROOKE COURT AT ST ANDREWS ESTATES		129	5	4%	134
ATMORE COMMUNITY HOSPITAL LABORATORY		107	27	20%	134
ADVANCED MEDICAL CENTER		86	48	36%	134
STEWART MEDICAL GROUP		34	100	75%	134
BAYCARE HEALTH SYSTEMS		3	131	98%	134
HOSPICE OF THE TREASURE COAST		129	5	4%	134
ARDEN COURTS OF LELY PALMS□		131	2	2%	133
SOUTH CAMPUS FACILITY INC		122	11	8%	133
HCTB INC		111	22	17%	133
MINUTECLINIC DIAGNOSTIC OF TEXAS, LLC		117	15	11%	132
ARIZONA DEPARTMENT OF HEALTH SERVICES		5	127	96%	132
GARDENS HEALTH NH LLC		129	3	2%	132
AMERICAN HOUSE-BONITA SPRINGS□		131	1	1%	132
THE REHABILITATION CENTER OF LAKE CITY		127	5	4%	132
RESEARCH CENTERS OF AMERICA, LLC		109	23	17%	132
SEMINOLE TRIBE OF FLORIDA		107	25	19%	132
MINUTECLINIC DIAGNOSTIC OF SOUTH CARO		108	23	18%	131
CENTRACARE		17	114	87%	131
HARBORCHASE OF VERO BEACH	1	115	15	11%	131
INTEGRATED REGIONAL LABORATORIES		119	12	9%	131
DIAGNOSTIC LABORATORY OF OKLAHOMA		105	26	20%	131
FOUNTAINS OF HOPE LLC, THE		130	1	1%	131
THE WELLNESS CENTER AT LAKEWOOD RANCH		43	88	67%	131
SUNY UPSTATE OVERFLOW LABORATORY		131			131
LAKELAND REGIONAL HEALTH LAKE MIRIAM	2	87	42	32%	131
VITAS HEALTHCARE		119	11	8%	130
MOOSEHAVEN LIFE CARE CENTER		130			130
CHARLES CROFT MD	1	127	1	1%	129
BMHSI-AEL MICROBIOLOGY LABORATORY	2	102	25	19%	129
SONNIS PEDIATRICS PA		116	13	10%	129
The Crossings		127	2	2%	129
TRI-COUNTY NURSING HOME		117	12	9%	129
WILLOW BROOKE COURT AT AZALEA TRACE		128	1	1%	129
Signature Healthcare of Ormond		127	1	1%	128
QUICK CARE MED PL CR		80	48	38%	128
A2Z DIAGNOSTICS		127	1	1%	128
MINUTECLINIC LLC #4987		112	16	13%	128
HILLSBOROUGH COUNTY DEVELOPMENTAL CTR□	1	117	9	7%	127
GESSLER CLINIC PA		98	29	23%	127
Shoal Creek Rehabilitation Center		85	42	33%	127
KINDRED HOSPITAL NORTH FLORIDA	3	117	7	6%	127
LABCORP RTP		51	76	60%	127
HIGHLANDS MEDICAL CENTER		123	3	2%	126
COLLIER COUNTY JAIL		124	2	2%	126
MAGNOLIA MEDICAL CLINIC		20	106	84%	126
ST PETERSBURG PEDIATRICS-MLK JUNIOR BLVD		117	9	7%	126

COVID-19: testing by laboratory

Data through Apr 3, 2021 verified as of Apr 4, 2021 at 09:25 AM

Data in this report are provisional and subject to change.

The numbers in the table below represent the number of Florida and non-Florida residents for whom test results were received by the Department of Health. A person can be tested by more than one laboratory and can have both positive and negative results. **Therefore, the sum of the numbers in each column will be larger than the total number of people tested.**

Reporting lab	Inconclusive	Negative	Positive	Percent positive	Total
OPPENHEIMER PLASTIC SURGERY LLC		121	5	4%	126
COQUINA CENTER		121	4	3%	125
IQBAL A FARUQUI MD		93	32	26%	125
THE CLUB AND REHABILITATION CENTER		124	1	1%	125
PANAMA PHARMACY	3	104	18	14%	125
ARBOR GLEN AT ARBOR TRACE	2	113	9	7%	124
Mt Sinai Aventura			124	100%	124
NORTH FL SOUTH GA HCS-MALCOM RANDALL VAMC			124	100%	124
KINDRED HOSPITAL-BAY AREA-ST PETERSBURG LAB	1	117	6	5%	124
ADVENT HEALTH CENTRA CARE - BRANDON		31	93	75%	124
HEARTLAND PHARMACY LAKE PLACID, INC		93	30	24%	123
VITAS HEALTHCARE CORPORATION OF FLORIDA		120	3	2%	123
ISLAND URGENT CARE PLLC DBA AFC URGENT CARE		122	1	1%	123
LEE MEMORIAL HEALTH SYSTEM HEALTH FAIR		118	5	4%	123
CITRUS MEMORIAL HEALTH SYSTEM LAB		2	121	98%	123
WINDERMERE MEDICAL CENTER		118	5	4%	123
SURFSIDE URGENT CARE		100	22	18%	122
THREE OAKS PHARMACY INC		109	13	11%	122
MINUTECLINIC DIAGNOSTIC OF RHODE ISLAND, LLC #729		118	4	3%	122
FLORIDA ATLANTIC UNIVERSITY		115	7	6%	122
GENEDX		47	75	61%	122
PSL NAPLES BH OPERATIONS, LLC		122			122
TOTAL RENAL LABORATORIES INC		110	12	10%	122
PINELLAS COUNTY JAIL			121	100%	121
Sandy Ridge Center for Rehabilitation and Healing		100	21	17%	121
FLORIDA DEPARTMENT OF HEALTH IN LAKE COUNTY	1	78	42	35%	121
Crystal Health & Rehab Center		115	6	5%	121
WEST		106	15	12%	121
PARKVIEW HEALTH		121			121
MEYER PEDIATRICS		107	14	12%	121
URGENT CARE TCMA			121	100%	121
ARBOR TERRACE SAN JOSE LLC	3	116	2	2%	121
ALTERNATIVE LIVING, INC DBA TWIN CITIES PAVILION		118	3	2%	121
BROOKDALE JENSEN BEACH		117	3	3%	120
SEVEN HILLS HEALTH AND REHABILITATION CENTER		104	16	13%	120
THE COURTYARD ASSISTED LIVING		116	4	3%	120
ARDEN COURTS OF PALM HARBOR		100	20	17%	120
MEMORY CARE OF NAPLES		120			120
NSPIRE HEALTHCARE TAMARAC		80	40	33%	120
L&S SENIOR CARE DBA ARCADIA OAKS	4	115	1	1%	120
FLAGLER COLLEGE HEALTH SERVICES		86	33	28%	119
GRAND VILLA OF LAKELAND		113	6	5%	119
MATHISON RETIREMENT COMMUNITY		114	5	4%	119
SEMINOLE SPORTS AND FAMILY MEDICINE		105	14	12%	119
TURNING POINT OF TAMPA		113	6	5%	119
TGH URGENT CARE - TYRONE		3	116	97%	119
MED ONE AT SAINT AUGUSTINE		87	32	27%	119

COVID-19: testing by laboratory

Data through Apr 3, 2021 verified as of Apr 4, 2021 at 09:25 AM

Data in this report are provisional and subject to change.

The numbers in the table below represent the number of Florida and non-Florida residents for whom test results were received by the Department of Health. A person can be tested by more than one laboratory and can have both positive and negative results. **Therefore, the sum of the numbers in each column will be larger than the total number of people tested.**

Reporting lab	Inconclusive	Negative	Positive	Percent positive	Total
PALMS FACILITY INC		104	15	13%	119
SUMMIT MEDICAL GROUP		108	11	9%	119
BIODESIX, INC.		89	29	25%	118
SOLARIS SENIOR LIVING OF MERRITT ISLAND		114	4	3%	118
RDX BIOSCIENCE		60	58	49%	118
MONTEFIORE MEDICAL CENTER LABORATORIES - MOSES		108	10	8%	118
SH HERON EAST LLC□		103	15	13%	118
COASTAL HEALTH AND REHAB		110	8	7%	118
HOBDAIR FAMILY HEALTH LLC□		82	36	31%	118
XPRESS URGENT CARE- PORT ST. LUCIE		40	78	66%	118
NEIGHBORHOOD MEDICAL CENTER		112	5	4%	117
SOUTH GEORGIA MEDICAL CENTER		77	40	34%	117
DIATHERIX LABORATORIES		68	49	42%	117
BIGGERS FAMILY MEDICINE PA	1	103	13	11%	117
VILLAS OF HOLLY BROOK - BRADENTON 14TH		114	2	2%	116
WELLOW URGENT CARE PC		114	2	2%	116
BELVEDERE COMMONS OF FORT WALTON BEACH		106	10	9%	116
LEE COUNTY SCHOOL DISTRICT	1	108	7	6%	116
MICRO PATH LABORATORIES INC		112	3	3%	115
TIFFANY HALL NURSING AND REHAB CENTER		106	9	8%	115
PRIME HEALTH OF NORTH PORT LLC		97	18	16%	115
BROWARD HEALTH CORAL SPRINGS EPIDEMIOLOGY DEPT		1	114	99%	115
MD 365 MEDICAL CARE		114	1	1%	115
BROOKDALE COLONIAL PARK	2	112	1	1%	115
WESTCHESTER MEDICAL CENTER	1	109	5	4%	115
SUNFLOWER SPRINGS ASSISTED LIVING		105	10	9%	115
MERCY MEDICAL URGENT CARE CENTER INC		64	51	44%	115
Golfview Healthcare Center		110	5	4%	115
PALMS EDGE	1	106	7	6%	114
WESTWOOD NURSING & REHAB		80	34	30%	114
TREASURE COAST MEDICAL ASSOCIATES		4	110	96%	114
CABANA AT JENSEN DUNES, THE		110	4	4%	114
PANCARE HEALTH GULF COUNTY		86	28	25%	114
UNIVERSITY HEALTH SYSTEM INC		103	11	10%	114
ELAN BUENA VISTA		97	17	15%	114
PICH KTM CORP DBA MEDTOWN PHARMACY		98	16	14%	114
EC OPCO CARROLLWOOD LLC		108	6	5%	114
SOUTH BALDWIN MEDICAL CENTER GULF SHORES		91	23	20%	114
UNIVERSITY MEDICAL CENTER SUITES		100	14	12%	114
Hialeah Nursing And Rehabilitation Center		108	5	4%	113
Courtyards of Orlando Care Center		101	12	11%	113
ARDEN COURTS OF WEST PALM BEACH		113			113
MY CLINICAL LAB INC		17	96	85%	113
ALLIED HEALTH FORT PIERCE		112			112
CLEVELAND CLINIC FOUNDATION		12	100	89%	112
MINUTECLINIC DIAGNOSTIC OF NORTH CAROL		88	23	21%	111
HOSPICE OF THE EMERALD COAST INC - PANAMA CITY	2	102	7	6%	111

COVID-19: testing by laboratory

Data through Apr 3, 2021 verified as of Apr 4, 2021 at 09:25 AM

Data in this report are provisional and subject to change.

The numbers in the table below represent the number of Florida and non-Florida residents for whom test results were received by the Department of Health. A person can be tested by more than one laboratory and can have both positive and negative results. **Therefore, the sum of the numbers in each column will be larger than the total number of people tested.**

Reporting lab	Inconclusive	Negative	Positive	Percent positive	Total
MG PORT CHARLOTTE II SUBTENANT LLC		99	12	11%	111
ROHR HOME		108	3	3%	111
ARBOR TERRACE ORTEGA LLC	2	107	2	2%	111
J FRANK AVEY MD		87	24	22%	111
ADVENTHEALTH MEDICAL GROUP PRIMARY CARE		103	8	7%	111
LATE HOURS URGENT CARE		60	51	46%	111
CORNERSTONE MEDICAL CARE OF BRANDON PL		91	20	18%	111
REGENCY OAKS HEALTH CENTER		109	2	2%	111
ISLAND DOCTORS		21	90	81%	111
PHYSICIANS REGIONAL CLINIC		82	29	26%	111
FHMG LAKE MARY PEDS		96	15	14%	111
TUSCAN ISLE OPERATING COMPANY LLC DBA		106	4	4%	110
COASTAL DETOX		107	3	3%	110
JOHN KNOX VILLAGE OF CENTRAL FLORIDA		105	5	5%	110
LAKE HOUSE ASSISTED LIVING		93	17	15%	110
BAY PINES MEDICAL ASSOCIATES		1	108	99%	109
SUMMIT MEDICAL GROUP PA		99	10	9%	109
Riviera Health Resort		108	1	1%	109
ALL MY KIDS PEDIATRICS INC		76	33	30%	109
North Lake Care Center		107	1	1%	108
DELAND WELLNESS CENTER			108	100%	108
CSL PLASMA INC		7	101	94%	108
ORANGE PARK PEDIATRICS		98	10	9%	108
EVANS HEALTH CARE		106	2	2%	108
BAY REGIONAL URGENT CARE	1	68	38	36%	107
NAVY HOSPITAL			107	100%	107
BAY VIEW HEALTHCARE		85	22	21%	107
OCALA CBOC		101	6	6%	107
NORTH FLORIDA EVALUATION AND TREATMENT CENTER	2	99	5	5%	106
GENETIC TECHNOLOGICAL INNOVATIONS, LLC		94	12	11%	106
HEART OF FLORIDA REGIONAL MED CTR		35	71	67%	106
CAREMOUNT MEDICAL - PATHOLOGY		102	4	4%	106
ELMCROFT OF BELLA VITA		98	8	8%	106
VIERA HOSPITAL			105	100%	105
ADVANCED EMURGENT CARE		28	77	73%	105
SIGNATURE HEALTHCARE OF PORT CHARLOTTE		98	7	7%	105
WHITE PLAINS HOSPITAL CENTER LAB		101	4	4%	105
ST PETERSBURG PEDIATRICS-SEMINOLE		92	13	12%	105
Belleair Healthcare Center		99	6	6%	105
MEDICAL CONSULTANTS OF FLORIDA DBA	1	90	14	13%	105
PREDICTIVE LABORATORIES, INC	1	90	13	13%	104
HOSPICE OF MARTIN & ST LUCIE, INC		101	3	3%	104
GRANDE, THE	2	98	4	4%	104
VISTA MANOR		92	12	12%	104
EAST RIDGE RETIREMENT VILLAGE INC		104			104
PEDIATRIC CARE CENTER- JACKSONVILLE BEACH		75	29	28%	104
Ocala Oaks Rehabilitation Center		97	6	6%	103

COVID-19: testing by laboratory

Data through Apr 3, 2021 verified as of Apr 4, 2021 at 09:25 AM

Data in this report are provisional and subject to change.

The numbers in the table below represent the number of Florida and non-Florida residents for whom test results were received by the Department of Health. A person can be tested by more than one laboratory and can have both positive and negative results. **Therefore, the sum of the numbers in each column will be larger than the total number of people tested.**

Reporting lab	Inconclusive	Negative	Positive	Percent positive	Total
LENOX HILL HOSPITAL		95	8	8%	103
CAN COMMUNITY HEALTH		102	1	1%	103
MENORAH HOUSE		102	1	1%	103
325TH MEDICAL GROUP		87	16	16%	103
KEYSTYLE LIVING LLC	1	101	1	1%	103
ST MARK ASSISTED LIVING CENTER	1	90	12	12%	103
HENNEPIN HEALTHCARE LABORATORY		102			102
SUNSHINE GARDENS		101	1	1%	102
MINUTECLINIC DIAGNOSTIC OF NORTH CARO		90	12	12%	102
LIFESTREAM BEHAVIORIAL CENTER		81	21	21%	102
G & R HEALTH MART PHARMACY		82	20	20%	102
ASHRAF MEDICAL GROUP PLLC DBA PULSE MD		98	3	3%	101
VILLAGE ON THE ISLE		96	5	5%	101
BROOKDALE VERO BEACH SOUTH AL		101			101
GIBBENS FAMILY MEDICAL, LLC		82	19	19%	101
MACADAMS HOME HEALTH AGENCY		100	1	1%	101
BAPTIST MEDICAL CENTER SOUTH		81	20	20%	101
MINUTECLINIC DIAGNOSTIC OF SOUTH CAROLINA, LLC		85	16	16%	101
ORLANDO LUTHERAN TOWERS ASSISTED LIVING		101			101
EMERALD COAST CENTER		96	4	4%	100
HARBORCHASE OF NAPLES		87	13	13%	100
GLOBAL CENTRAL LABS AT PPD	2	88	10	10%	100
Consulate Health Care of Port Charlotte		98	2	2%	100
PruittHealth Fleming Island		87	13	13%	100
CCS - BROWARD COUNTY JAIL		94	6	6%	100
NORTH SHORE MEDICAL LABS	1	92	7	7%	100
DOUGLAS T JACOBSON STATE VETERANS HOME		100			100
QUALITY URGENT CARE AND WELLNESS		60	39	39%	99
CENTRAL FLORIDA HEALTH CARE		47	52	53%	99
NORTHEAST FLORIDA STATE HOSP-NURSING		98	1	1%	99
SANIBEL INTERNAL MEDICINE, LLC		96	3	3%	99
FEDERATION CCRC OPERATIONS CORP		99			99
MINUTECLINIC DIAGNOSTIC OF OHIO LLC		80	19	19%	99
MORTON PLANT HOSPITAL NURSING			99	100%	99
Cross Landings Health and Rehabilitation		97	2	2%	99
LECONTE MEDICAL CENTER LAB		80	19	19%	99
KORGENE LAB	1	28	69	70%	98
FLORIDA COMMUNITY HEALTH CENTERS INC			98	100%	98
SEMINOLE COUNTY HEALTH DEPARTMENT		79	19	19%	98
LANDMARK, THE		48	50	51%	98
PLAZA OF HALLANDALE BEACH		98			98
BLISS HEALTHCARE SERVICES	1	74	23	23%	98
URINEGOODHANDS LLC		96	2	2%	98
VALLEY MEDICAL CENTER		91	7	7%	98
HURLBURT FIELD CLINIC		39	58	60%	97
Consulate Health Care of Jacksonville		83	14	14%	97
HEALTH CENTERS AT BRENTWOOD		96	1	1%	97

COVID-19: testing by laboratory

Data through Apr 3, 2021 verified as of Apr 4, 2021 at 09:25 AM

Data in this report are provisional and subject to change.

The numbers in the table below represent the number of Florida and non-Florida residents for whom test results were received by the Department of Health. A person can be tested by more than one laboratory and can have both positive and negative results. **Therefore, the sum of the numbers in each column will be larger than the total number of people tested.**

Reporting lab	Inconclusive	Negative	Positive	Percent positive	Total
VITAS HEALTHCARE CORP OF FLORIDA		96	1	1%	97
MINNESOTA TWINS		92	5	5%	97
KALEIDA HEALTH CENTER FOR LABORATORY		91	6	6%	97
FHMG- FLORIDA HOSPITAL MEDICAL GROUP		85	12	12%	97
RIDGEWOOD DIAGNOSTIC LABORATORY		92	5	5%	97
MIAMI BEACH COMMUNITY HEALTH CENTER		2	95	98%	97
ARBOR TRAIL		77	20	21%	97
SUPERIOR RESIDENCES OF LECANTO		82	15	15%	97
BROOKDALE PALM COAST		97			97
PUTNAM COUNTY SHERIFFS OFFICE		89	7	7%	96
MD NOW MEDICAL CENTERS INC		67	29	30%	96
BAYSHORE MEMORY CARE☐		96			96
MARKET STREET VIERA		95	1	1%	96
CARE CENTERS OF NASSAU, LLC - HENDRICKS RD		96			96
PEDIATRIC ASSOCIATES ORLANDO		82	14	15%	96
ADVENT HEALTH CENTRA CARE - EAST ORLANDO		65	30	32%	95
CROSS CITY REHABILITATION AND HEALTH CARE CENTER		72	23	24%	95
DEVANSH LAB WERKS INC		79	16	17%	95
THE TERRACE OF KISSIMMEE		80	15	16%	95
OAKS OF CLEARWATER, THE		92	3	3%	95
PEDIATRIC SERVICES AND BREATHING CENTER PA		72	23	24%	95
PORT CHARLOTTE REHABILITATION CENTER		81	13	14%	94
QPS, LLC		91	3	3%	94
ADVENT HEALTH CENTRA CARE - WATERMAN		79	15	16%	94
DIAGNOSTIC SOLUTIONS		3	91	97%	94
ERIE COUNTY MEDICAL CTR CLINICAL LABS		90	4	4%	94
CONSULATE HEALTH CARE OF SARASOTA☐	1	93			94
BRIDGEVIEW CENTER LLC☐		81	12	13%	93
PRESERVE AT PALM AIRE	3	90			93
East Bay Rehabilitation Center		59	34	37%	93
PENNSYLVANIA DEPT OF HEALTH		21	72	77%	93
PATRICK AIR FORCE BASE		3	89	97%	92
STONY BROOK UNIVERSITY MEDICAL CENTER		78	14	15%	92
HAWTHORN HOUSE☐		78	14	15%	92
TOTAL CARE PLUS LLC			91	100%	91
BAHIA OAKS LODGE		85	6	7%	91
A COUNTRY PLACE ASSISTED LIVING FACILITY		89	2	2%	91
CENTURY CENTER FOR REHABILITATION & HEALING		73	18	20%	91
MAGNOLIA DIAGNOSTIC		2	89	98%	91
AVERO DIAGNOSTICS		67	24	26%	91
HERON CLUB AT PRESTANCIA		89	2	2%	91
LABFIRST - DEPARTMENT OF PATHOLOGY		87	4	4%	91
AFTER HOURS PEDIATRICS			91	100%	91
PUBLIC SQUARE PHARMACY LLC		72	19	21%	91
JOHN KNOX VILLAGE OF FLORIDA ALF	1	86	4	4%	91
NORTH CENTRAL BRONX HOSPITAL		88	3	3%	91
TREASURE COAST FORENSIC TREATMENT CTR		70	21	23%	91

COVID-19: testing by laboratory

Data through Apr 3, 2021 verified as of Apr 4, 2021 at 09:25 AM

Data in this report are provisional and subject to change.

The numbers in the table below represent the number of Florida and non-Florida residents for whom test results were received by the Department of Health. A person can be tested by more than one laboratory and can have both positive and negative results. **Therefore, the sum of the numbers in each column will be larger than the total number of people tested.**

Reporting lab	Inconclusive	Negative	Positive	Percent positive	Total
NEW SMYRNA BEACH URGENT CARE			91	100%	91
DEBARY HEALTH AND REHABILITATION CENTER		88	3	3%	91
LANDMARK HOSPITAL SOUTHWEST FLORIDA LLC		87	3	3%	90
AVOW HOSPICE INC		90			90
ARDEN COURTS OF SARASOTA		73	17	19%	90
UNIVERSTIY CENTER MEDICAL LLC DBA	1	85	4	4%	90
EAST ALABAMA MEDICAL CENTER LABORATORY		78	12	13%	90
KEYS MEDICAL GROUP			90	100%	90
HARBOR BEACH NURSING AND REHABILITATION CENTER		87	3	3%	90
Gabisa Medical LLC		89			89
EVENTEST, LLC		87	2	2%	89
NORTH FLORIDA SPINE AND WELLNESS		69	20	22%	89
CALADIUM PEDIATRICS		79	10	11%	89
ATRIUM AT LIBERTY PARK		85	4	4%	89
PALM BAY HOSPITAL			89	100%	89
Winter Garden Rehab and Nursing Facility		78	11	12%	89
Lanier Rehab		64	25	28%	89
STUART LODGE LIVING LLC		66	23	26%	89
FLORIDA DEPARTMENT OF HEALTH IN WALTON COUNTY		76	13	15%	89
FREEDOM INN AT TARPON SPRINGS		82	7	8%	89
Baldwin Pediatrix		77	11	13%	88
GOVERNOR'S CREEK HEALTH & REHABILITATION		87	1	1%	88
LAKE GIBSON VILLAGE, LLC		85	3	3%	88
WINDSOR OAKS		87	1	1%	88
Winter Park Care and Rehab		87	1	1%	88
LAFAYETTE NURSING AND REHABILITATION CENTER		85	2	2%	87
ROSECASTLE AT DELANEY CREEK		86	1	1%	87
BRANDON HEALTH AND REHABILITATION CENTER	1	85	1	1%	87
KINDRED AT HOME		78	9	10%	87
BAYLOR GENETICS		75	12	14%	87
UNIVERSITY OF NEW MEXICO HOSPITAL		87			87
PACIFIC ANALYTICS			87	100%	87
ORANGE COUNTY CORRECTIONS HEALTH SERVICES		68	19	22%	87
CLYDE E LASSEN STATE VETERANS NURSING HOME		62	25	29%	87
CRESTVIEW URGENT CARE		16	71	82%	87
DISCOVERY VILLAGE AT THE FORUM		86			86
PORT CHARLOTTE HMA		76	10	12%	86
CATHOLIC HEALTH SYSTEM DEPT LABORATORY		83	3	3%	86
BARRY UNIVERSITY STUDENT HEALTH SERVICES		52	34	40%	86
GRAND VILLA OF DELAND		80	6	7%	86
PENSACOLA DEVELOPMENTAL CENTER		67	19	22%	86
GRAND OAKS OF JENSEN BEACH LLC		85	1	1%	86
AU HEALTH		70	16	19%	86
WALGREENS #12673		82	3	4%	85
MIAMI SHORES NURSING & REHAB		85			85
W. FRANK WELLS NURSING HOME		84	1	1%	85
MEDEXPRESS - BLOOMIN BRANDS		65	20	24%	85

COVID-19: testing by laboratory

Data through Apr 3, 2021 verified as of Apr 4, 2021 at 09:25 AM

Data in this report are provisional and subject to change.

The numbers in the table below represent the number of Florida and non-Florida residents for whom test results were received by the Department of Health. A person can be tested by more than one laboratory and can have both positive and negative results. **Therefore, the sum of the numbers in each column will be larger than the total number of people tested.**

Reporting lab	Inconclusive	Negative	Positive	Percent positive	Total
PRIMECARE AT TWIN LAKES		2	83	98%	85
PRMG - EAST NAPLES	1	73	11	13%	85
COOPER FAMILY MEDICAL PLLC		65	20	24%	85
BEACHES PEDIATRICS PA		80	5	6%	85
LONG TERM CARE OF JAY, LLC		63	21	25%	84
PINES OF SARASOTA GARDEN		84			84
ST JOHNS COUNTY DETENTION CENTER		84			84
MD 365 MEDICAL CARE PLLC		84			84
HUNTINGTON HOSPITAL LABORATORY		81	3	4%	84
ARBOR OAKS AT TYRONE	9	73	2	2%	84
NITE LITE PEDIATRICS - JACKSONVILLE		76	8	10%	84
PARK OF THE PALMS INC		83	1	1%	84
CANOPY ON BERRYHILL, THE		51	32	39%	83
FLORIDA PEDIATRIC GROUP		31	52	63%	83
HUNTSVILLE HOSPITAL LABORATORY		58	25	30%	83
EISENHOWER ARMY MEDICAL CENTER		76	7	8%	83
PEDIATRIC SERVICES OF AMERICA INC		78	5	6%	83
MID FLORIDA PRIMARY CARE PA		69	14	17%	83
BISHOP GRADY VILLAS		81	2	2%	83
ST VINCENT'S BIRMINGHAM		76	7	8%	83
LABCORP EMPLOYER SERVICES		82	1	1%	83
JERICHO URGENT CARE		79	4	5%	83
SOUTH LAKE PEDIATRICS		75	8	10%	83
LAKE HOWELL FAMILY MEDICINE ASSOCIATES		69	13	16%	82
PLYMOUTH HOME FOR ADULTS, INC.	8	73	1	1%	82
THE PAVILION FOR HEALTH CARE		72	10	12%	82
CATHOLIC HEALTH SERVICES REGIONAL LAB		74	8	10%	82
PANIRA HEALTHCARE CLINIC		2	80	98%	82
Lexington Health and Rehabilitation Center		82			82
BRILLIANCE ASSISTED LIVING		65	17	21%	82
LAB		29	53	65%	82
WE SCREEN LLC		80	2	2%	82
LONGWOOD CARDIOLOGY			82	100%	82
EXPRESS DOCS LLC			82	100%	82
BIO-TECH CLINICAL LABORATORIES		41	40	49%	81
ACE BIOMEDICAL LABS LLC		68	13	16%	81
CHAMBREL AT ISLAND LAKE		78	3	4%	81
EMERALD COAST BEHAVIORAL HOSPITAL		75	6	7%	81
ALLIANCE PEDIATRICS		49	31	39%	80
MEDRITE URGENT CARE		67	13	16%	80
SIGNATURE HEALTHCARE OF MIDDLEBURG		78	2	3%	80
SUWANNEE COUNTY SHERIFF OFFICE		77	3	4%	80
ECOLAB GROUP		45	35	44%	80
CBS LABS OF TAMPA LLC		3	76	96%	79
BALMORAL TENANT SERVICES INC	1	43	35	44%	79
EDGEWATER AT WATERMAN VILLAGE		78	1	1%	79
VETERANS AFFAIRS MEDICAL CENTER - PALO ALTO		28	51	65%	79

COVID-19: testing by laboratory

Data through Apr 3, 2021 verified as of Apr 4, 2021 at 09:25 AM

Data in this report are provisional and subject to change.

The numbers in the table below represent the number of Florida and non-Florida residents for whom test results were received by the Department of Health. A person can be tested by more than one laboratory and can have both positive and negative results. **Therefore, the sum of the numbers in each column will be larger than the total number of people tested.**

Reporting lab	Inconclusive	Negative	Positive	Percent positive	Total
TRUE NORTH HEALTH NAVIGATION LLC DBA DISPATCHHEALTH	1	61	16	21%	78
Conway Lakes Health and Rehabilitation Center		78			78
LAKE MORTON PLAZA☐		75	3	4%	78
CENTRAL BALDWIN IMMEDIATE CARE & FAMILY PRACTICE		60	18	23%	78
NEW MEXICO STATE PUBLIC HEALTH DIVISION		78			78
MISIR DRUGS LLC		64	13	17%	77
BROWARD HEALTH MEDICAL CENTER CLINICAL LAB			77	100%	77
BOND CLINIC PA		45	32	42%	77
SIMED LABORATORY		61	16	21%	77
ORANGE CITY NURSING AND REHAB		75	2	3%	77
WEST VOLUSIA FAMILY AND SPORTS MEDICINE		75	2	3%	77
RARITAN BAY PERTH AMBOY		68	9	12%	77
BAYCARE MEDICAL GROUP		71	6	8%	77
BLOCK NATION CHASE		64	13	17%	77
LAB PLUS, LLC AT SAINT THOMAS WEST HOSPITAL		63	14	18%	77
HEALTH FIRST - PALM BAY HOSPITAL		2	75	97%	77
VILLAGES VA CBOC	2	68	6	8%	76
GRACE MEDICAL HOME		61	15	20%	76
WINDSOR REFLECTIONS		75	1	1%	76
CLINICAL PATHOLOGY ASSOCIATES-SONIC REFERENCE LAB		76			76
MOBILE PHYSICIAN SERVICES INC		68	8	11%	76
PROMEDICA LABORATORIES		21	55	72%	76
DYNAMIC MEDICAL USA			76	100%	76
HOLMES COUNTY HEALTH DEPARTMENT	1	62	13	17%	76
S-H THIRTY-FIVE OPCO- PORT ST LUCIE, LLC	1	75			76
TREASURE COAST PEDIATRICS PA		70	6	8%	76
WALGREENS 9627		70	6	8%	76
AESTHETIC SURGERY CENTER OF WINTER PARK, THE	3	67	5	7%	75
FREEDOM SQUARE NURSING CENTER☐		67	8	11%	75
BROWARD HEALTH MEDICAL CENTER		3	72	96%	75
JACOBI MEDICAL CENTER		70	5	7%	75
JENNIFER J CHIAVETTA-GRLSANTI DC		60	15	20%	75
ADVENTHEALTH EXPRESSCARE		45	30	40%	75
INSTITUTE OF PATHOLOGY KINGS COUNTY		72	2	3%	74
SCOTT LAKE HEALTH AND REHABILITATION CENTER		71	3	4%	74
DOH-WEST PALM BEACH BRANCH LABORATORY		3	71	96%	74
BROOKDALE OVIEDO		72	2	3%	74
OAK MANOR NURSING HOME		70	4	5%	74
TALLAHASSEE VA OPC		71	3	4%	74
DELCARE PA		58	16	22%	74
NOAH CLINICAL LABORATORY		63	11	15%	74
ROYAL CARE OF AVON PARK		71	3	4%	74
COLONY CARE CENTER		59	15	20%	74
AR ANESTHESIA LLC		72	2	3%	74
MICHAEL AKPEKE MD		64	9	12%	73
TROPICANA MANUFACTURING COMPANY INC		67	6	8%	73
ALTAMONTE PEDIATRIC ASSOCIATES		31	42	58%	73

COVID-19: testing by laboratory

Data through Apr 3, 2021 verified as of Apr 4, 2021 at 09:25 AM

Data in this report are provisional and subject to change.

The numbers in the table below represent the number of Florida and non-Florida residents for whom test results were received by the Department of Health. A person can be tested by more than one laboratory and can have both positive and negative results. **Therefore, the sum of the numbers in each column will be larger than the total number of people tested.**

Reporting lab	Inconclusive	Negative	Positive	Percent positive	Total
WATERCREST ST LUCIE WEST	1	69	3	4%	73
CONSULATE HEALTH CARE - LAKE MARY		72	1	1%	73
ASSOCIATED CLINICAL LABORATORIES		65	8	11%	73
CRAIG BERGER MD PL D/B/A BAY AREA EYE INSTITUTE		72			72
PERSONAL PEDIATRICS		64	8	11%	72
LEVY COUNTY DEPARTMENT OF HEALTH		52	20	28%	72
HAVEN OF OUR LADY OF PEACE		72			72
DISCOVERY VILLAGE AT PALM BEACH GARDENS		71	1	1%	72
WALGREENS 2941		69	3	4%	72
LAKE CITY VA MEDICAL CENTER			72	100%	72
Summit Medical Group, Pa DbA Citymd		64	7	10%	71
STONY BROOK SOUTHAMPTON		69	2	3%	71
NORTH FLORIDA PEDIATRICS		57	14	20%	71
MD LABS		44	27	38%	71
INN AT ASTON GARDENS AT PELICAN POINTE,THE		67	4	6%	71
SOS MOBILE MEDICAL CARE LLC		60	11	15%	71
AMMON LABS		61	10	14%	71
GRAND ST PAUL CVS		70	1	1%	71
STERLING HOUSE OF TALLAHASSEE	3	62	6	8%	71
ADVANCED LAB		67	4	6%	71
INFINITY BIOLOGIX LLC OAKDALE		66	5	7%	71
HARMONY CLINIC		1	69	99%	70
SUNCOAST COMMUNITY HEALTH CENTERS PEDIATRICS		21	49	70%	70
PANCARE HEALTH - MALONE CLINIC		63	7	10%	70
NOMI HEALTH LAB SERVICES LLC		5	65	93%	70
CL BRUMBACK PRIMARY CARE CLINICS		17	53	76%	70
SUMMIT AT VENICE	2	63	5	7%	70
CENTRAL FLORIDA PEDIATRICS		38	32	46%	70
ADVENT HEALTH - LAKE MARY		60	10	14%	70
GV NAPLES OPCO, LLC		69	1	1%	70
USF HEALTH MORSANI CENTER		5	65	93%	70
PANCARE HEALTH - FREEPORT CLINIC SUITE B		61	9	13%	70
Highlands Regional Hospital		63	7	10%	70
PARKSIDE INN	3	64	2	3%	69
LUTHERAN HAVEN ASSISTED LIVING		69			69
INDIGO MANOR		22	47	68%	69
BOND CLINIC DR ELDEEB		35	34	49%	69
MEMORIAL MANOR		69			69
CP/AIG PENSACOLA DEVELOPMENT LLC		66	3	4%	69
HERITAGE HEALTHCARE AND REHABILITATION CENTER		69			69
SANDALWOOD NURSING CENTER		64	5	7%	69
TITUSVILLE FAMILY PRACTICE		16	53	77%	69
FLORIDA MEDICAL CLINIC PA		48	21	30%	69
PLANTATION GENERAL HOSPITAL CLINICAL LAB		26	43	62%	69
SAN JOSE SENIOR CARE LLC	1	43	25	36%	69
THOMAS INTERNAL MEDICINE		58	11	16%	69
BIOREFERENCE LABORATORIES, INC		8	61	88%	69

COVID-19: testing by laboratory

Data through Apr 3, 2021 verified as of Apr 4, 2021 at 09:25 AM

Data in this report are provisional and subject to change.

The numbers in the table below represent the number of Florida and non-Florida residents for whom test results were received by the Department of Health. A person can be tested by more than one laboratory and can have both positive and negative results. **Therefore, the sum of the numbers in each column will be larger than the total number of people tested.**

Reporting lab	Inconclusive	Negative	Positive	Percent positive	Total
NORTH SHORE UNIVERSITY HOSPITAL LABORATORY		63	6	9%	69
BENTLEY CARE CENTER		68			68
AESTHETIC ENHANCEMENTS		68			68
BIG BOCA SMILES LLC□		66	2	3%	68
AEL- MEMPHIS		17	51	75%	68
SUNCOAST OPTIMAL WELLNESS		23	45	66%	68
GENPATH			68	100%	68
EC OPCO PENSACOLA, LLC		66	1	1%	67
GOOD HEARTS COVID TESTING		24	43	64%	67
ARTHREX MEDICAL CENTER		39	28	42%	67
MEASE MANOR INC		63	4	6%	67
MED EXPRESS		6	60	91%	66
MEDEX MEDICAL EXPRESS OF PALATKA			66	100%	66
Stratford Court of Palm Harbor		56	10	15%	66
EMERGENCY PHYSICIANS MEDICAL CENTER LLC		48	18	27%	66
OKEECHOBEE URGENT CARE		17	49	74%	66
SOMERBY OF SANTA ROSA BEACH		57	9	14%	66
DEVELOPMENTAL DISABILITIES DEFENDANT PROGRAM		64	2	3%	66
CVS MINUTE CLINIC		1	65	98%	66
BOND AND STEELE CLINIC, PA		52	14	21%	66
AMERICAN FAMILY MEDICAL		53	13	20%	66
ADVENT HEALTH CENTRA CARE - WINTER GARDEN		19	46	71%	65
OUT OF STATE		40	25	38%	65
NXGEN MDX		20	45	69%	65
WADSWORTH HEALTH CENTER		62	3	5%	65
SUMMER VISTA ASSISTED LIVING		38	27	42%	65
CORAL GABLES HOSPITAL			65	100%	65
SAMFORD UNIVERSITY HEALTH SERVICES		64	1	2%	65
VETERANS AFFAIRS MEDICAL CENTER - GULF COAST		27	38	58%	65
ISLAND COAST PEDIATRICS		58	7	11%	65
BROOKDALE CENTRE POINTE	1	64			65
MD NOW MEDICAL CENTERS, INC.		50	14	22%	64
EAST RIDGE RETIREMENT VILLAGE		64			64
NEMOURS CHILDRENS PRIMARY CARE OVIEDO		51	13	20%	64
GREENLEAF ALF		63	1	2%	64
LINCOLN MEDICAL AND MENTAL HEALTH CENTER		61	3	5%	64
VIERA HEALTH AND REHABILITATION CENTER		62	2	3%	64
BREVARD HEALTH ALLIANCE INC		61	3	5%	64
HERNANDO COUNTY FIRE RESCUE DISTRICT		30	34	53%	64
JOSEPH L MORSE GERIATRIC CENTER	2	59	3	5%	64
TRINITY AL SENIOR HOUSING LLC□		45	19	30%	64
NORTH FLORIDA MEDICAL CENTER		58	6	9%	64
TOWERS HOME CARE□		60	4	6%	64
SILVER LAKE PEDIATRICS PA		57	7	11%	64
INTERNAL MEDICINE ASSOCIATES PA		60	4	6%	64
WILSON MEMORIAL REGIONAL MEDICAL CENTER		59	4	6%	63
BARNETT PARK□		2	61	97%	63

COVID-19: testing by laboratory

Data through Apr 3, 2021 verified as of Apr 4, 2021 at 09:25 AM

Data in this report are provisional and subject to change.

The numbers in the table below represent the number of Florida and non-Florida residents for whom test results were received by the Department of Health. A person can be tested by more than one laboratory and can have both positive and negative results. **Therefore, the sum of the numbers in each column will be larger than the total number of people tested.**

Reporting lab	Inconclusive	Negative	Positive	Percent positive	Total
FLORIDA HEALTH CARE		8	55	87%	63
ROCKLEDGE REGIONAL MEDICAL CENTER		30	33	52%	63
DAVID POSNACK JEWISH DAY SCHOOL		63			63
BRANDON COMMUNITY HEALTH CENTER		49	14	22%	63
THE GOOD SHEPARDS OF DELAND-WEST		62	1	2%	63
APC PEDIATRICS AT RYE ROAD MEDICAL PARK		63			63
BEEHIVE HOMES OF GULF BREEZE		47	16	25%	63
MEDI CLINIC SARASOTA INC		62	1	2%	63
TROY REGIONAL MEDICAL CENTER		51	11	18%	62
LAKELAND REGIONAL HEALTH		38	24	39%	62
CINNAMON COVE ALF		61	1	2%	62
EAST HILL PHARMACY		43	19	31%	62
MINUTECLINIC DIAGNOSTIC OF NEW JERSEY		55	7	11%	62
EMERALD COAST HOSPICE		61	1	2%	62
OVERLOOK HOSPITAL LABORATORY		57	5	8%	62
BRADFORD COUNTY HEALTH DEPARTMENT		61	1	2%	62
ADVENT HEALTH - PALM COAST		1	61	98%	62
TAMPA BAY CONCIERGE DOCTOR, LLC		60	2	3%	62
BURRY'S PHARMACY INC		37	25	40%	62
MENTAL HEALTH CARE INC		53	9	15%	62
MICHAEL A VENAZIO MD		58	3	5%	61
PALM BAY URGENT CARE		28	33	54%	61
RITECARE MED CTR H			61	100%	61
WASHINGTON REHABILITATION AND NURSING CENTER		51	10	16%	61
KESHAV RX LLC		49	11	18%	60
THE PRESERVE AT CLEARWATER		58	2	3%	60
BAYFRONT MEDICAL		39	21	35%	60
81ST MEDICAL GROUP		28	32	53%	60
LPG CONVENIENT CARE AT PINE ISLAND ROAD		54	6	10%	60
TWIN CREEKS ASSISTED LIVING & MEMORY CARE		57	3	5%	60
WAVE CREST HEALTH AND REHABILITATION CENTER		57	3	5%	60
THE TRADITION OF THE PALM BEACHES		59	1	2%	60
SONORAN DESERT PATHOLOGY ASSOCIATES		3	57	95%	60
LPG PRIMARY CARE AT SURFSIDE		53	7	12%	60
SAFARI PEDIATRICS PA		59	1	2%	60
ST FRANCIS HOSPITAL		52	8	13%	60
CAMPBELL URGENT CARE			60	100%	60
Palms at Ponte Vedra Assisted Living and Memory Care		56	3	5%	59
SUMTER PEDIATRICS		54	5	8%	59
BIG BEND CARES, INC		51	8	14%	59
MINUTECLINIC DIAGNOSTIC OF KANSAS, PA		50	9	15%	59
CDR MAGUIRE INC	1	7	51	86%	59
UHEALTH AT FISHER ISLAND			59	100%	59
NICEVILLE URGENT CARE		14	45	76%	59
CARDIOLOGY AND MEDICINE ASSOCIATES		43	16	27%	59
PANCARE HEALTH - JACKSON COUNTY		48	11	19%	59
INTERNAL LAB		50	9	15%	59

COVID-19: testing by laboratory

Data through Apr 3, 2021 verified as of Apr 4, 2021 at 09:25 AM

Data in this report are provisional and subject to change.

The numbers in the table below represent the number of Florida and non-Florida residents for whom test results were received by the Department of Health. A person can be tested by more than one laboratory and can have both positive and negative results. **Therefore, the sum of the numbers in each column will be larger than the total number of people tested.**

Reporting lab	Inconclusive	Negative	Positive	Percent positive	Total
MILLENIUM PHYSICIANS GROUP		1	58	98%	59
CHILDREN'S HOSPITAL OF ALABAMA		58	1	2%	59
BIOTECH		52	7	12%	59
PROMEDICA SENIOR LIVING		56	3	5%	59
TBI RESIDENTIAL SERVICES, INC.		48	11	19%	59
FERN PARK DEVELOPMENTAL CENTER		5	54	92%	59
STEINHATCHEE FAMILY MEDICAL CENTER □	1	50	8	14%	59
TUKA PEDIATRICS		7	51	88%	58
FLORIDA HEALTH CARE DELAND			58	100%	58
GOLDEN POND COMMUNITIES		58			58
HORIZON ALF		57	1	2%	58
Margate Health and Rehabilitation Center		56	2	3%	58
BUECHELE DENTAL PA DBA CLERMONT FAMILY DENTISTRY		48	10	17%	58
Terrace Health and Rehab		58			58
SONATA BOCA RATON		54	4	7%	58
ERDOX		55	3	5%	58
KINDRED HOSPITAL CENTRAL TAMPA BLOOD GAS	1	52	5	9%	58
SHERMAN-ABRAMS LABORATORY INC		54	4	7%	58
MICHIGAN DEPARTMENT OF HEALTH AND HUMAN SERVICES	1		57	98%	58
MEDLOGIC LABORATORIES		3	55	95%	58
ST CLOUD PHYSICIAN MANAGEMENT LLC DBA ST CLOUD		28	30	52%	58
CARE CENTERS OF NASSAU LLC MINER ROAD SOUTH		57			57
ASCENSION SACRED HEART BAY LABORATORY		54	3	5%	57
PALM RIVER COMMUNITY HEALTH CENTER		52	5	9%	57
ALZHEIMERS CARE CENTER OF VIERA LTD		37	20	35%	57
FINLAY CLINICAL LABORATORY		20	37	65%	57
ADVENT HEALTH - MOUNT DORA		10	47	82%	57
DEPT OF VA MED CENTE-WEST PALM BEACH			57	100%	57
KAPG FLEMING ISLAND SENIOR HOUSING OPCO LLC	1	56			57
ALEXANDER NININGER STATE VETERANS		57			57
MALCOM RANDALL DEPT OF VAMC			57	100%	57
ERIC C MRSHAL, MD, PC #1842		54	3	5%	57
KEY WEST MEDICAL CENTER	1	50	6	11%	57
THE CANOPY AT BERRYHILL		57			57
GENESIS DERMATOLOGY		53	4	7%	57
TIFFANY HALL NURSING AND REHAB		44	12	21%	56
ROSECASTLE OF JACKSONVILLE LLC		55	1	2%	56
ALL AMERICAN URGENT CARE			56	100%	56
MEADOWCREST FAMILY PHYSICIANS PA	1	33	22	39%	56
FAMILY HEALTH CENTER		41	15	27%	56
COOPER FAMILY MEDICAL, PLLC		46	10	18%	56
MAUREEN OROURKE-FUTEY			56	100%	56
ATRIA PARK OF LAKE FOREST (WG HERITAGE LF LLC)		54	2	4%	56
PHYSICIANS PRIMARY CARE OF SOUTHWEST FLORIDA		39	17	30%	56
SANTA BARBARA CARE CENTER		38	18	32%	56
MARQUIS LABS, LLC		55	1	2%	56
HIALEAH HOSPITAL RESPIRATORY DEPT			56	100%	56

COVID-19: testing by laboratory

Data through Apr 3, 2021 verified as of Apr 4, 2021 at 09:25 AM

Data in this report are provisional and subject to change.

The numbers in the table below represent the number of Florida and non-Florida residents for whom test results were received by the Department of Health. A person can be tested by more than one laboratory and can have both positive and negative results. **Therefore, the sum of the numbers in each column will be larger than the total number of people tested.**

Reporting lab	Inconclusive	Negative	Positive	Percent positive	Total
EAGLES WATCH CLUSTER		47	9	16%	56
MAJESTIC OAKS		53	3	5%	56
GRAND AVENUE RX			56	100%	56
Gulfport Rehabilitation Center		53	3	5%	56
PATHOLOGY CONSULTANTS OF NEW MEXICO		56			56
CVS NY4098030POCT NEW YORK		54	1	2%	55
FAST PACE MEDICAL CLINIC, PLLC		48	7	13%	55
KENDALL REGIONAL MEDICAL CENTER LAB	3		52	95%	55
MINUTECLINIC DIAGNOSTIC OF HAWAII LLC		48	7	13%	55
ENCOMPASS HEALTH REHABILITATION HOSPITAL OF LARGO		52	3	5%	55
VPA PC LAB		48	7	13%	55
SARATOGA HOSPITAL LABORATORY		50	5	9%	55
NITE LITE PEDIATRICS - PORT ST. LUCIE		46	9	16%	55
WEST ISLIP URGENT CARE		50	5	9%	55
PREMIER MEDICAL ASSOCIATES ALL FLORIDA LLC		54	1	2%	55
Salerno Bay Health & Rehabilitation Center		45	10	18%	55
SONATA HUNTERS CREEK		47	8	15%	55
PALM BAY PEDIATRICS		36	19	35%	55
DOT DOC SARASOTA		50	5	9%	55
ST. CLOUD MEDICAL GROUP		54			54
CAMBRIDGE SECURITY SERVICES		51	3	6%	54
SARASOTA CO. HEALTH DEPT # 58		40	14	26%	54
REHAB AND HEALTHCARE CENTER OF CAPE CORAL		54			54
SPRING MANOR ASSISTED LIVING		54			54
FAMILY EXTENDED CARE OF PUNTA GORDA		54			54
APOLLOMDX LABS		32	22	41%	54
VALENCIA HOUSE ALF		52	2	4%	54
MINUTECLINIC DIAGNOSTIC OF SOUTH CAROL		49	5	9%	54
CERTUS MTD OPCP LLC		52	2	4%	54
FUTURE PEDIATRICS		51	3	6%	54
CLERMONT HEALTH AND REHAB		40	14	26%	54
JUNIPER VILLAGE AT NAPLES		53	1	2%	54
UNITED LABORATORY SERVICES CORPORATION		38	16	30%	54
GEORGE E WEEMS MEMORIAL HOSPITAL LAB		43	10	19%	53
SIMEDHEALTH LLC		44	9	17%	53
Osprey Point Nursing Center		51	2	4%	53
S-H THIRTY FIVE OPCO - ORANGE CITY, LLC		43	10	19%	53
LITTLE NECK URGENT CARE		51	2	4%	53
UNIVERSITY OF WEST FLORIDA, THE		52	1	2%	53
CENTRA CARE – LAKE NONA		6	47	89%	53
GENTIVA HEALTH SERVICES CERTIFIED INC		50	3	6%	53
SOMERSET			53	100%	53
ST VINCENTS PRIMARY CARE		48	5	9%	53
MISSION OAKS ASSISTED LIVING		51	2	4%	53
NORTH FLORIDA PEDIATRICS - JACKSONVILLE		48	5	9%	53
QUOTIENT SCIENCES LABS LLC			53	100%	53
BARNES HEALTHCARE OF FLORIDA LLC		49	4	8%	53

COVID-19: testing by laboratory

Data through Apr 3, 2021 verified as of Apr 4, 2021 at 09:25 AM

Data in this report are provisional and subject to change.

The numbers in the table below represent the number of Florida and non-Florida residents for whom test results were received by the Department of Health. A person can be tested by more than one laboratory and can have both positive and negative results. **Therefore, the sum of the numbers in each column will be larger than the total number of people tested.**

Reporting lab	Inconclusive	Negative	Positive	Percent positive	Total
SOUTHSIDE HOSPITAL NORTHWELL HEALTH LABORATORY		45	7	13%	52
Jupiter Medical Center Pavilion		51	1	2%	52
SNH BRFL TENANT LLC	2	50			52
CALHOUN COUNTY HEALTH DEPT		25	27	52%	52
INTERNAL MEDICINE SPECIALIST		46	6	12%	52
ROCHESTER GENERAL HOSPITAL LABORATORY		48	4	8%	52
ADVENT HEALTH		49	3	6%	52
MEDICAL PAVILION CLINIC		37	15	29%	52
PHILLIPPE RIDGE		40	12	23%	52
LABCORP		16	36	69%	52
PENNSYLVANIA DEPARTMENT OF HEALTH BUREAU OF LABORATORIES			52	100%	52
SOUTH CAROLINA DEPT OF HEALTH AND ENVIRONMENT CONTROL		11	40	78%	51
INN AT THE FOUNTAINS, THE		34	17	33%	51
GULFVIEW MEDICAL INSTITUTE		51			51
MIAMI CLINICAL RESEARCH CORP		12	39	76%	51
ADVENT HEALTH EXPRESS CARE		5	46	90%	51
FELICIDAD MEDICAL CENTER		5	46	90%	51
LPG PEDIATRICS AT PAGE FIELD		50	1	2%	51
NAPHCARE INC		46	5	10%	51
CHILDRENS CLINIC		16	35	69%	51
LAKELAND REGIONAL HEALTH GATEWAY CENTER		28	23	45%	51
AVANTE ST CLOUD		48	3	6%	51
WALGREENS #10373		49	2	4%	51
BENTLEY VILLAGE II		42	9	18%	51
BIOREFERENCE LABORATORIES INC		4	47	92%	51
BETHUNE-COOKMAN UNIVERSITY		32	18	36%	50
BENTON HOUSE OF PORT ORANGE		44	6	12%	50
ADVENTHEALTH MEDICAL GROUP MULTISPECIALTY			50	100%	50
PORT ST. LUCIE - ZAXBY'S		50			50
SOUTHEAST ALABAMA MEDICAL CENTER			50	100%	50
ORTHOPAEDIC SURGERY CENTER		50			50
HILA BECKERMAN MD LLC	1	45	4	8%	50
AMELIA ASSISTED LIVING FACILITY		50			50
TRADITIONAL HOME HEALTH OF PALM BEACH INC		49	1	2%	50
CARE ATC - ANDES			50	100%	50
ORCHID COVE AT DAYTONA		45	5	10%	50
DOCTORS CENTER PA,THE		42	8	16%	50
MIRIMUS CLINICAL LABS	1	20	29	58%	50
CORNERSTONE PEDIATRICS		37	12	24%	49
QHC UPSTATE MEDICAL PC		41	8	16%	49
LONG ISLAND JEWISH MED CTR		46	3	6%	49
PRACTICE MANAGEMENT OF AMERICA, INC.		7	42	86%	49
SOFT CELL LABORATORIES		45	4	8%	49
TGH URGENT CARE POWERED BY FAST TRACK			49	100%	49
HEALTH FIRST - CAPE CANAVERAL HOSPITAL		1	48	98%	49
USF		1	48	98%	49
ADVENTIST HEALTH SYSTEM FLORIDA		34	15	31%	49

COVID-19: testing by laboratory

Data through Apr 3, 2021 verified as of Apr 4, 2021 at 09:25 AM

Data in this report are provisional and subject to change.

The numbers in the table below represent the number of Florida and non-Florida residents for whom test results were received by the Department of Health. A person can be tested by more than one laboratory and can have both positive and negative results. **Therefore, the sum of the numbers in each column will be larger than the total number of people tested.**

Reporting lab	Inconclusive	Negative	Positive	Percent positive	Total
NORTHBROOK CENTER FOR		47	2	4%	49
MULBERRY CARE CENTER		39	10	20%	49
NEW YORK PRESBYTERIAN - QUEENS DIAGNOSTIC		45	4	8%	49
HOME CARE PHARMACY		49			49
DOH		23	26	53%	49
SOLARIS SENIOR LIVING NORTH NAPLES		48	1	2%	49
RAINBOW PEDIATRICS PC LLC / BREAKFAST POINT		38	11	22%	49
LEE COMMUNITY HEALTHCARE - LEHIGH		41	8	16%	49
ALLEGRO		47	2	4%	49
ST ANTHONYS PRIMARY CARE LLC/JACKSON STREET			49	100%	49
BAPTIST URGENT CARE		44	4	8%	48
PREMIER COMMUNITY HEALTHCARE GROUP INC		46	2	4%	48
NAPLES PEDIATRICS INC		43	5	10%	48
S-H THIRTY FIVE OPCO - LUTZ, LLC		47	1	2%	48
CAREMED INTERNAL MEDICINE		30	18	38%	48
INTERCOASTAL MEDICAL GROUP		2	46	96%	48
PREMIER MEDICAL ASSOCIATES		46	2	4%	48
BITTINGS APOTHECARY INC		42	6	13%	48
EVIVIA		46	2	4%	48
FHMG_CTR FOR SENIOR HEALTH		43	5	10%	48
GUIDEWELL EMERGENCY MEDICINE DOCTORS LLC		22	26	54%	48
LONG ISLAND UNIVERSITY - POST CAMPUS		48			48
COURTYARD GARDENS OF JUPITER		48			48
IMA MEDICAL CENTER		33	15	31%	48
SEWANEE MOLECULAR DIAGNOSTICS LABORATO		48			48
POPLAR HEALTHCARE PLLC	1	11	36	75%	48
THE TERRACE OF JACKSONVILLE		3	45	94%	48
BAY CENTER HURRICANE SHELTER		48			48
GRAND OAKS OF PALM CITY LLC	1	41	6	13%	48
Bon Secours Maria Manor		42	5	11%	47
NAVARRE GARDENS		41	6	13%	47
ADVENT HEALTH - LAKE WALES		35	12	26%	47
Citymd Of Toms River		41	6	13%	47
ISLAND URGENT CARE PLLC		44	3	6%	47
COMPLETE HOME CARE OF THE PALM BEACHES LLC		43	4	9%	47
HERNANDO ENDOSCOPY AND SURGERY CENTER		36	11	23%	47
MOBILE DOC FL, LLC		29	18	38%	47
MARIANNA HEALTH AND REHABILITATION CENTER		46	1	2%	47
INTERLAB		1	46	98%	47
MADISON COUNTY MEMORIAL HOSPITAL LABORATORY		15	32	68%	47
CAPE REGIONAL MEDICAL CENTER		45	2	4%	47
OCOE PEDIATRICS		40	7	15%	47
VANDERBILT UNIVERSITY MEDICAL CENTER		41	5	11%	46
Guardian Care Nursing and Rehabilitation Center		46			46
WG EVERGREEN WOODS SH LLC		46			46
KAPG ST AUGUSTINE SENIOR HOUSING OPCO LLC		37	9	20%	46
CARE 4 U MANAGEMENT, INC			46	100%	46

COVID-19: testing by laboratory

Data through Apr 3, 2021 verified as of Apr 4, 2021 at 09:25 AM

Data in this report are provisional and subject to change.

The numbers in the table below represent the number of Florida and non-Florida residents for whom test results were received by the Department of Health. A person can be tested by more than one laboratory and can have both positive and negative results. **Therefore, the sum of the numbers in each column will be larger than the total number of people tested.**

Reporting lab	Inconclusive	Negative	Positive	Percent positive	Total
PINES NURSING HOME		44	2	4%	46
EAST MANATEE FAMILY	1	1	44	96%	46
PATRICK MANOR INCORPORATED		46			46
NIGHT LITE PEDIATRICS CENTER LLC		10	36	78%	46
TRICORE REF LABS - UNIV OF NM		46			46
ADVENT HEALTH MEDICAL GROUP OB GYN AT		40	6	13%	46
EMED LABS, LLC	3	43			46
CITYMD OF MANAHAWKIN		44	2	4%	46
H LEE MOFFITT CANCER CENTER MICRO		46			46
WINTER GARDEN REHAB AND NURSING CENTER		42	4	9%	46
LAKE CO EMPLOYEE HEALTH AND WELLNESS CENTER		42	4	9%	46
PREMIER PLACE HEALTHCARE AT THE GLENVIEW		46			46
POINTE AT NEW PORT PLACE,THE		46			46
NORTH FLORIDA / SOUTH GEORGIA VETERANS HEALTH SYSTEM		1	45	98%	46
COLLIER BLVD HMA PHYSICIAN MANAGEMENT LLC		46			46
HARTFORD HEALTH SERVICES LLC		46			46
FAMILY EXTENDED CARE OF WINTER HAVEN		44	2	4%	46
COLLIER URGENT CARE CENTERS		44	1	2%	45
NEOGENOMICS LABORATORIES INC		45			45
PREMIUM HEALTH SERVICES OF TAMPA BAY LLC		25	20	44%	45
HOLY NAME HOSPITAL LABORATORY		43	2	4%	45
CITY OF CAPE CORAL		35	10	22%	45
GRAMERCY PARK URGENT CARE		43	2	4%	45
REDI-MED WALK-IN FAMILY CARE			45	100%	45
LARA HEALTH AND WELLNESS CENTER LLC		45			45
LUTHERAN HAVEN EXTENDED CONGREGATE CAR		45			45
NEXT MOLECULAR ANALYTICS		14	31	69%	45
MILLENIA ADVANCED SCIENTIFIC LLC			45	100%	45
SAN CARLOS PHARMACY		39	6	13%	45
MINUTECLINIC, LLC		39	6	13%	45
PANCARE HEALTH - BAY COUNTY - YOUNGSTOWN		40	5	11%	45
BD MEDICAL SYSTEMS		43	2	4%	45
COASTAL LABORATORIES OF FLORIDA		40	5	11%	45
VIP WALK IN CLINIC		23	22	49%	45
STUART URGENT CARE			45	100%	45
HIGHLANDS COUNTY FIRE RESCUE		45			45
ALLIANCE OF PHYSICIANS AGAINST COVID-19			45	100%	45
LIGHTHOUSE PEDIATRICS OF NAPLES		41	4	9%	45
SOUTHPORT SQUARE HARBOUR HEALTH		45			45
LINCOLN DIAGNOSTIC LAB		43	2	4%	45
BRP SH OPCO LLC		45			45
ADVENTHEALTH MEDICAL GROUP FAMILY MEDICINE		40	5	11%	45
SUN CLINICAL LABORATORIES		43	1	2%	44
OPTUMCARE SOUTH FLORIDA, LLC		37	7	16%	44
CAMP BOGGY CREEK		44			44
ROYAL PALM SENIOR RESIDENCE		44			44
Gulf Shore Care Center		39	5	11%	44

COVID-19: testing by laboratory

Data through Apr 3, 2021 verified as of Apr 4, 2021 at 09:25 AM

Data in this report are provisional and subject to change.

The numbers in the table below represent the number of Florida and non-Florida residents for whom test results were received by the Department of Health. A person can be tested by more than one laboratory and can have both positive and negative results. **Therefore, the sum of the numbers in each column will be larger than the total number of people tested.**

Reporting lab	Inconclusive	Negative	Positive	Percent positive	Total
PEDIATRICS OF CENTRAL FLORIDA – SAINT CLOUD	2	40	2	5%	44
JFK MEDICAL CENTER NORTH LAB		1	43	98%	44
IMMEDIATE CARE PA		40	4	9%	44
ORLANDO CLINICAL RESEARCH CENTER		41	3	7%	44
COURTYARD GARDENS OF BOYNTON BEACH, LLC		41	3	7%	44
LYSTER ACH FT RUCKER AL		41	3	7%	44
WALGREENS 3145		41	3	7%	44
PRINCETON VILLAGE□		40	4	9%	44
TRIPLE O MEDICAL SERVICES INC		41	3	7%	44
MORTON PLANT			44	100%	44
RADIOLOGY ASSOCIATES OF VENICE AND ENGLEWOOD		42	2	5%	44
ASHTON PLACE	3	37	4	9%	44
UNION MEDICAL CARE PLLC		43	1	2%	44
FLORIDA HOSPITAL		28	16	36%	44
TGH URGENT CARE - RIVERVIEW			44	100%	44
NEWPATH DIAGNOSTICS		36	8	18%	44
THE MERIDIAN AT BOCA RATON	1	43			44
ST JOSEPHS HOSPITAL SOUTH HOSPITAL			44	100%	44
AVALON PARK RETIREMENT RESIDENCE		41	2	5%	43
PINELLAS INTERNAL MEDICINE ASSOCIATES	1	39	3	7%	43
DUVAL PHARMACY		32	11	26%	43
CDR MAGUIRE - MIAMI BEACH CC MISSION 17388		2	41	95%	43
LAKE SHERIFF		37	6	14%	43
CAREATC			43	100%	43
WOLFF CTR FOR CHILD & ADOLESCENT HEALTH PLLC,THE		26	17	40%	43
LOURDES HOSPITAL INC		41	2	5%	43
EAST CENTRAL FLORIDA OUTPATIENT IMAGING		31	12	28%	43
FIRST CHOICE URGENT CARE		12	31	72%	43
ADVANCE URGENT CARE CENTER, LLC		2	41	95%	43
PLAINVIEW URGENT CARE		40	3	7%	43
LAKE MARY KIDS CENTRA CARE		33	10	23%	43
LPG PULMONOLOGY-COCONUT POINT		37	6	14%	43
BRANCH MEDICAL CLINIC			43	100%	43
ST JUDE LABORATORIES		39	3	7%	42
KIVA AT CANTERBURY		25	17	40%	42
GREENSBORO PATHOLOGY LLC		32	10	24%	42
CVS MINUTE CLINIC DIAGNOSTIC OF NORTH CAROL		36	6	14%	42
LONGLEAF DIAGNOSTIC LABORATORIES		13	29	69%	42
SUNCOAST TECHNICAL COLLEGE SCHOOL OF HEALTH		42			42
URGENT CARE & WELLNESS CENTER		10	32	76%	42
ATRIA WILLOW WOOD		40	2	5%	42
University Hills health and Rehabilitation		32	10	24%	42
HEARTLAND SOUTH JACKSONVILLE OF JACKSONVILLE FL ,		42			42
CLINICAL LABORATORY		42			42
Atlantic Shore Nursing and Rehab		42			42
BENTON HOUSE OF ST. JOHNS		40	2	5%	42
MAIMONIDES-SHALOM ACADEMY, INC		41	1	2%	42

COVID-19: testing by laboratory

Data through Apr 3, 2021 verified as of Apr 4, 2021 at 09:25 AM

Data in this report are provisional and subject to change.

The numbers in the table below represent the number of Florida and non-Florida residents for whom test results were received by the Department of Health. A person can be tested by more than one laboratory and can have both positive and negative results. **Therefore, the sum of the numbers in each column will be larger than the total number of people tested.**

Reporting lab	Inconclusive	Negative	Positive	Percent positive	Total
LPG PRIMARY CARE AT PINE ISLAND		36	6	14%	42
PACIFICA SENIOR LIVING OCALA		37	5	12%	42
FLORIDA HOSPITAL NEW SMYRNA		4	37	90%	41
BRONX LEBANON HOSPITAL-MEDICAL CENTER		37	4	10%	41
1ST PRIORITY LAB SERVICES		35	6	15%	41
NORTHWELL HEALTH PLAINVIEW HOSPITAL LABORATORY		32	9	22%	41
WHITE-WILSON MEDICAL CENTER		30	11	27%	41
CROSSROADS URGENT CARE		26	15	37%	41
CITRUS COUNTY HEALTH DEPARTMENT		35	6	15%	41
PEDIATRICS OF CENTRAL FLORIDA KISSI		33	8	20%	41
IMA MEDICAL GROUP POINCIANA		18	23	56%	41
A & R RESEARCH GROUP		35	6	15%	41
MID-FLORIDA PATHOLOGY, LLC		33	8	20%	41
UNIVERSITY OF ALABAMA		38	3	7%	41
MINUTECLINIC DIAGNOSTIC MEDICAL GROUP		38	3	7%	41
MINUTECLINIC DIAGNOSTIC OF NORTH CAROLINA		40	1	2%	41
STAT ONE URGENT CARE CENTER		2	39	95%	41
EASTERN SHORE URGENT CARE		30	11	27%	41
PRIDE DIAGNOSTICS		24	16	40%	40
STETSON UNIVERSITY STUDENT HEALTH CENTER		3	37	93%	40
CITY OF OCALA EMPLOYEE HEALTH AND WELLNESS CENTER		34	6	15%	40
PROFESSIONAL PEDIATRICS		38	2	5%	40
NORTH FLORIDA PHARMACY		38	2	5%	40
SUNSHINE ASSISTED LIVING		40			40
CAPITAL REGIONAL MEDICAL CENTER		2	38	95%	40
CLINICAL PATHOLOGY LABORATORIES, INC		40			40
NORTH CAROLINA DEPARTMENT OF HEALTH & HUMAN SERVICES	1		39	98%	40
M&V SAN JOSE MEDICAL CENTER			40	100%	40
ADVENT HEALTH CENTRA CARE - LAKE LAND		30	10	25%	40
MINUTECLINIC DIAGNOSTIC OF LOUISIANA		37	3	8%	40
ROADS PEDIATRICS,LLC		38	2	5%	40
GENEXPERT			39	100%	39
BAY COUNTY JAIL ANNEX		34	5	13%	39
LAKE INTERNAL MEDICINE ASSOCIATES PA		32	7	18%	39
CLINICAL RESEARCH SEQUENCING PLATFORM		8	31	79%	39
LEE MEMORIAL HEALTH SYSTEM D/B/A LEE COMMUNITY		36	3	8%	39
MEDEX MEDICAL EXPRESS OF PALATKA LLC			39	100%	39
PREMISE HEALTH MIA		1	38	97%	39
CEDAR CREEK AT KINGS BAY INC		39			39
MAKO MEDICAL		21	18	46%	39
MAIN STREET MEDICAL CENTER OF CRESTVIEW PA		20	19	49%	39
GUYAN VALLEY WELLNESS CENTER		32	7	18%	39
ENCOMPASS HEALTH REHABILITATION HOSPITAL OF SARASOTA		39			39
WG BAYPOINT VILLAGE SH LLC		38	1	3%	39
THE MEDICAL GROUP OF SOUTH FLORIDA INC		34	5	13%	39
BROOKDALE BRANDON	1	38			39
ADULT MEDICINE OF LAKE COUNTY INC			39	100%	39

COVID-19: testing by laboratory

Data through Apr 3, 2021 verified as of Apr 4, 2021 at 09:25 AM

Data in this report are provisional and subject to change.

The numbers in the table below represent the number of Florida and non-Florida residents for whom test results were received by the Department of Health. A person can be tested by more than one laboratory and can have both positive and negative results. **Therefore, the sum of the numbers in each column will be larger than the total number of people tested.**

Reporting lab	Inconclusive	Negative	Positive	Percent positive	Total
BOND CLINIC, PA		9	30	77%	39
JOHN D ARCHBOLD MEMORIAL HOSPITAL		38	1	3%	39
JUNIPER VILLAGE AT CAPE CORAL		34	5	13%	39
ST JOSEPHS CHILDRENS OUTREACH			39	100%	39
ARCPPOINT LABS OF WEST PALM BEACH		4	35	90%	39
CORRECTIONAL MEDICAL GROUP		27	12	31%	39
SOMA MEDICAL CENTER PA #3		5	34	87%	39
BIOFIRE		7	32	82%	39
BAYSHORE PATHOLOGY CONSULTANTS PA		37	2	5%	39
ATRIA SAN PABLO		36	2	5%	38
TANVIR H SHAGAR NP		32	6	16%	38
STEWARD MEDICAL GROUP, INC		21	17	45%	38
MULBERRY'S MOBILE PROVIDER SERVICES LLC		23	15	39%	38
EC OPCO TIMBERLIN PARC LLC		38			38
GOLFCREST HEALTHCARE CENTER		38			38
ORLANDO HEALTH PRIMARY CARE PEDIATRICS		37	1	3%	38
FLORIDA DEPARMENT OF HEALTH CLAY COUNTY		25	13	34%	38
Life Care Center of Citrus County		37	1	3%	38
ISLAMORADA VILLAGE OF ISLANDS FIRE RESCUE		36	2	5%	38
NIGHT LITE PEDIATRIC CENTER		10	28	74%	38
MOLECULAR DIAGNOSTICS		5	33	87%	38
ANDALUSIA HEALTH		21	17	45%	38
PALM POINT BEHAVIORAL HEALTH		38			38
TAYLORVILLE FAMILY MEDICINE		31	7	18%	38
CCRC @ SUNFLOWER LLC		35	3	8%	38
HOMEWOOD RESIDENCE AT FREEDOM PLAZA		37	1	3%	38
VETERANS AFFAIRS MEDICAL CENTER - NEW YORK HARBOR		36	2	5%	38
URGENT CARE USA LLC		2	36	95%	38
AUTUMN OF SARASOTA		12	26	68%	38
CONNECTICUT DEPARTMENT OF HEALTH		22	15	41%	37
BULLS HEAD URGENT CARE		35	2	5%	37
ST AUGUSTINE PEDIATRIC ASSOC		33	4	11%	37
BASSETTI MEDICAL RESEARCH INC		29	8	22%	37
RIVERHEAD URGENT CARE		36	1	3%	37
ORLANDO ORTHOPAEDIC OUTPATIENT SURGERY CENTER		31	6	16%	37
INNOVATION CLINICAL TRIALS, INC			37	100%	37
SIDDH INC DBA SAN CARLOS PHARMACY		34	3	8%	37
BROOKDALE CANOPY OAKS		5	32	86%	37
PONCE THERAPY CARE CENTER		34	3	8%	37
FAMILY AND INTERNAL MEDICINE AT AVALON PARK		33	4	11%	37
ACCURATE DIAGNOSTIC LAB		35	2	5%	37
THE COLLIER AT NAPLES		36	1	3%	37
CAREHERE LAKE SCHOOLS EMPLOYEE HEALTH CENTER		26	11	30%	37
ALAN A SMITH MD LLC		34	3	8%	37
ONE MILO		37			37
PATHOGENIUS LABORATORIES		30	7	19%	37
MINUTECLINIC DIAGNOSTIC OF RHODE ISLAND, LLC #1544		36	1	3%	37

COVID-19: testing by laboratory

Data through Apr 3, 2021 verified as of Apr 4, 2021 at 09:25 AM

Data in this report are provisional and subject to change.

The numbers in the table below represent the number of Florida and non-Florida residents for whom test results were received by the Department of Health. A person can be tested by more than one laboratory and can have both positive and negative results. **Therefore, the sum of the numbers in each column will be larger than the total number of people tested.**

Reporting lab	Inconclusive	Negative	Positive	Percent positive	Total
D W MCMILLAN MEMORIAL HOSPITAL		26	11	30%	37
CONCENTRA - FT LAUDERDALE - COMMERCIAL BLVD		37			37
HOLZER HEALTH CENTER		5	32	86%	37
BELVEDERE COMMONS OF SUN CITY CENTER		37			37
HR SARASOTA OPERATOR LLC		25	12	32%	37
LAKE COUNTY SCHOOLS EMPLOYEE HEALTH CENTER		26	11	30%	37
GRAND VILLA OF DEL RAY WEST		34	3	8%	37
FAMILY EXTENDED CARE OF SEBRING INC		35	2	5%	37
CLEARWATER PAIN MANAGEMENT ASSOCIATES		34	2	6%	36
DCH REGIONAL MEDICAL CENTER LABORATORY		35	1	3%	36
PECONIC BAY MEDICAL CENTER LABORATORY		27	9	25%	36
WASHINGTON COUNTY HEALTH DEPARTMENT		24	12	33%	36
MINUTE CLINIC DIAGNOSTIC OF VIRGINIA, LLC		36			36
Kensington Gardens		36			36
LMH SKILLED NURSING UNIT		36			36
PATHGROUP		9	27	75%	36
MEDCOMP SCIENCES			36	100%	36
ALWAYS BEST CARE SENIOR SERVICES		33	3	8%	36
CENTRAL FLORIDA HEALTH CARE INC WAUCHULA SITE 2		29	7	19%	36
Rehabilitation Center of the Palm Beaches		36			36
University Hospital		31	5	14%	36
THE PALMS PHARMACY, INC		33	3	8%	36
LPG CONVENIENT CARE AT METRO		33	3	8%	36
WINDSOR WOODS REHAB & HEALTHCARE CTR		35	1	3%	36
WALGREENS #04809		30	6	17%	36
HARMONY HEALTH OPCO, LLC		15	21	58%	36
BVL/LITTLE ANGEL PEDIATRICS		36			36
VIKOR SCIENTITIC		5	30	86%	35
POARCH BANC CREEK INDIANS TRIBAL HEALTH DEPARTMENT			35	100%	35
WUESTHOFF MEMORIAL HOSPITAL			35	100%	35
WALK IN MEDICAL URGENT CARE		35			35
NEUROINTERNATIONAL SARASOTA		32	3	9%	35
P23 LABS		35			35
ST. MARYS MEDICAL CENTER		1	34	97%	35
NCHD		21	14	40%	35
ISLAND LAKE CENTER		14	21	60%	35
ADVENT HEALTH - FISH MEMORIAL		2	33	94%	35
CARE HERE		12	23	66%	35
BENTON HOUSE OF CLERMONT		35			35
Grand Villa of Clearwater		33	2	6%	35
ALABAMA CLINICS		19	16	46%	35
SOUTHCOR LABORATORY		4	31	89%	35
ST LUCIE COUNTY JAIL		26	9	26%	35
BOCA TOXICOLOGY LLC		33	2	6%	35
UNION MEDICAL CARE		35			35
PHYSICIAN ASSOCIATES LLC		26	9	26%	35
HOLLISMED LLC		33	2	6%	35

COVID-19: testing by laboratory

Data through Apr 3, 2021 verified as of Apr 4, 2021 at 09:25 AM

Data in this report are provisional and subject to change.

The numbers in the table below represent the number of Florida and non-Florida residents for whom test results were received by the Department of Health. A person can be tested by more than one laboratory and can have both positive and negative results. **Therefore, the sum of the numbers in each column will be larger than the total number of people tested.**

Reporting lab	Inconclusive	Negative	Positive	Percent positive	Total
GRAND VILLA OF ST. PETERSBURG		33	2	6%	35
HARBORCHASE OF WELLINGTON CROSSING		33	2	6%	35
IRL		4	31	89%	35
GRAND VILLA OF ALTAMONTE SPRINGS		28	7	20%	35
MAINSTREET FAMILY URGENT CARE		1	34	97%	35
RESIDENTIAL PLAZA AT BLUE LAGOON INC		32	3	9%	35
PARKSIDE HEALTH AND REHABILITATION CENTER			35	100%	35
MINUTECLINIC DIAGNOSTIC OF MICHIGAN		32	3	9%	35
COLLIER HMA PHYSICIAN MANAGEMENT LLC		27	8	23%	35
FHMG-FLORIDA HOSPITAL MEDICAL GROUP		25	10	29%	35
WALGREENS COVID-19		27	8	23%	35
REDI-MED WALK IN FAMILY CLINIC			34	100%	34
EP MEDICAL EQUIPMENT PHARMACY		30	4	12%	34
PORT SAINT JOHN FAMILY PRACTICE		21	13	38%	34
Heritage Park Care and Rehabilitation		34			34
CITRUS CARE CLINIC			34	100%	34
ROCKLAND URGENT CARE FAMILY HEALTH NP		33	1	3%	34
WELLMED AT NEW TAMPA		24	10	29%	34
GULFSIDE HOSPICE INC		31	3	9%	34
LEE MEMORIAL HEALTH SYSTEM		30	4	12%	34
FLORIDA PEDIATRIC GROUP PA		28	6	18%	34
LONG TERM CARE OF GULF BREEZE LLC		30	4	12%	34
COMMUNITY MEDICAL CARE CENTER INC			34	100%	34
BAY STREET PHARMACY☐		32	2	6%	34
PARAMOUNT WALK-IN CLINIC		1	33	97%	34
FLORIDA PRESBYTERIAN HOMES INC		33	1	3%	34
THORNBURG PEDIATRICS		32	2	6%	34
MIDDLETOWN MEDICAL P C		24	10	29%	34
RASHDA ALBIBI M.D. P.A.		31	3	9%	34
AYERS NURSING AND REHABILITATION CENTER		34			34
GROWING TOGETHER PEDIATRICS, LLC		30	4	12%	34
JACKSON HEALTH SYSTEM		2	32	94%	34
TUSCAN GARDENS OF DELRAY BEACH MANAGEMENT COMPANY,		34			34
ENCOMPASS HEALTH REHABILITATION HOSPITAL		34			34
THE SPRINGS OF PARC HILL		33	1	3%	34
FLAGLER HOSPITAL INC	2		32	94%	34
SOUTHEASTERN OUTPATIENT SURGERY CENTER		31	3	9%	34
SOUTHWEST LABS		34			34
MINUTE CLINIC LLC #2216		32	2	6%	34
DAVENPORT PEDIATRICS CLERMONT PA		30	4	12%	34
TRADITIONAL HOME CARE INC		33	1	3%	34
JAMAICA HOSPITAL MEDICAL CENTER		29	4	12%	33
FORT CAROLINE GARDENS, INC		31	2	6%	33
SUNSHINE PEDIATRICS OF CENTRAL FLORIDA PL		30	3	9%	33
ARTHREX MEDICAL CENTER EAST		25	8	24%	33
NIGHT LITE PEDIATRICS URGENT CARE CENTER			33	100%	33
BOND CLINIC		3	30	91%	33

COVID-19: testing by laboratory

Data through Apr 3, 2021 verified as of Apr 4, 2021 at 09:25 AM

Data in this report are provisional and subject to change.

The numbers in the table below represent the number of Florida and non-Florida residents for whom test results were received by the Department of Health. A person can be tested by more than one laboratory and can have both positive and negative results. **Therefore, the sum of the numbers in each column will be larger than the total number of people tested.**

Reporting lab	Inconclusive	Negative	Positive	Percent positive	Total
VILLA COURT LLC		33			33
PHOSPHORUS DIAGNOSTICS		27	6	18%	33
WESTWOOD NURSING AND REHABILITATION		28	5	15%	33
EVERLYWELL		19	14	42%	33
ADVENT HEALTH - FOUR CORNERS ER		24	9	27%	33
AMBRY GENETICS CORPORATION	23	10			33
FLORIDA DEPARTMENT OF HEALTH IN MONROE COUNTY		27	6	18%	33
METRO KNOXVILLE HMA		25	8	24%	33
VETERAN AFFAIRS MEDICAL CENTER - JAMES J PETERS		30	3	9%	33
SANFORD MOBILE LAB PGA TOUR		32	1	3%	33
AHSE ROP		32	1	3%	33
CORAL HOUSE ASSISTED LIVING COMMUNITY LLC		33			33
VETERANS HOME		1	32	97%	33
Consulate Health Care of Orange Park		27	6	18%	33
GREENRIDGE GROUP HOME	3	11	19	58%	33
TRINITY URGENT CARE		27	6	18%	33
AMMON ANALYTICAL LABORATORIES		29	4	12%	33
WOMENS CARE FLORIDA LABORATORY		25	7	22%	32
ADVANCED URGENT CARE		12	20	63%	32
MADISON POINTE CARE CENTER		32			32
WARDE MEDICAL LABORATORY		24	8	25%	32
PULSE & REMEDY LLC		17	15	47%	32
ADVENTHEALTH MEDICAL GROUP FAMILY & INTERNAL		13	19	59%	32
Heartland Health Care Center North Sarasota		18	14	44%	32
PASSPORT HEALTH ORLANDO		32			32
WESTMINSTER ST AUGUSTINE		32			32
LONG BEACH URGENT CARE		32			32
GRAND VILLA OF NEW PORT RICHEY		25	7	22%	32
COLORADO DEPARTMENT OF HEALTH LABORATORY SERVICES DIVISION			32	100%	32
UNIVERSITY MEDICAL CTR OF PRINCETON AT		30	2	6%	32
OPIS COQUINA CENTER		32			32
A AND R RESEARCH GROUP LLC		28	4	13%	32
CRESTVIEW IMMEDIATE CARE LL		8	24	75%	32
IPSUM DIAGNOSTICS		3	29	91%	32
STATEN ISLAND UNIVERSITY HOSPITAL-POUCH		31	1	3%	32
JUPITER MEDICAL CENTER PHYSICIANS GROUP, INC		28	3	10%	31
UR CARE FAMILY AND SPORTS MEDICINE			31	100%	31
NAPHCARE, INC.		21	10	32%	31
LabCorp L#09258130 M#09258125		12	19	61%	31
MINUTECLINIC, LLC, DBA MINUTECLINIC #5		28	3	10%	31
ATLAN		26	5	16%	31
MINUTE CLINIC DIAGNOSTIC OF SC, LLC #75		29	2	6%	31
AMERICAN ESOTERIC LABORATORIES		15	16	52%	31
REGENCY PARK ASSISTED LIVING FACILITY		29	2	6%	31
COLLIER ANESTHESIA PAIN LLC		31			31
ADVENTHEALTH MEDICAL GROUP FAMILY MEDICINE AT RDV		31			31
EASYCARE WALK-IN CLINIC	1	11	19	61%	31

COVID-19: testing by laboratory

Data through Apr 3, 2021 verified as of Apr 4, 2021 at 09:25 AM

Data in this report are provisional and subject to change.

The numbers in the table below represent the number of Florida and non-Florida residents for whom test results were received by the Department of Health. A person can be tested by more than one laboratory and can have both positive and negative results. **Therefore, the sum of the numbers in each column will be larger than the total number of people tested.**

Reporting lab	Inconclusive	Negative	Positive	Percent positive	Total
PREMIER URGENT CARE CENTER LLC			31	100%	31
HEALTH FIRST - VIERA HOSPITAL		1	30	97%	31
PM PEDIATRICS		30	1	3%	31
WALGREEN		21	10	32%	31
DISCOVERY COMMONS AT BRADENTON		31			31
CARILLON SPORTS AND FAMILY MEDICINE		23	8	26%	31
OAKMONTE VILLAGE		30	1	3%	31
ENT AND ALLERGY ASSOCIATES OF FLORIDA LLC		30	1	3%	31
MINUTE CLINIC, LLC DBA MINUTECLINIC #4505		28	3	10%	31
UNIPATH		24	7	23%	31
MICHAEL J D'AMBROSE MD PA		29	2	6%	31
CIGNA PBSO WEST PALM			30	100%	30
ACCESS 365 URGENT CARE		9	21	70%	30
STUART REHABILITATION AND HEALTHCARE		14	16	53%	30
Okeechobee Health Care Facility		16	14	47%	30
CHIPOLA MEDICAL ASSOCIATES		10	20	67%	30
OAK HARBOR ASSISTED LIVING FACILITY		27	3	10%	30
Wiregrass Rehabilitation Center and Nursing Home		28	2	7%	30
COUNTY OF LOS ANGELES			30	100%	30
FLORIDA ENDOSCOPY & SURGERY CTR LLC		30			30
MARYLAND DEPARTMENT OF HEALTH			30	100%	30
MARTHA'S HOUSE & ASSISTED LIVING FACILITY		30			30
WEINBERG VILLAGE		29	1	3%	30
BOCA BIOLISTIC REFERENCE LAB			30	100%	30
HERITAGE WATERSIDE		27	3	10%	30
UNIVERSITY BEHAVIORAL CENTER		30			30
AMEERAH LABS			30	100%	30
NURSES HELPING HANDS INC ALF		30			30
MAGNOLIA DIAGNOSTICS, LLC		3	27	90%	30
MINUTE CLINIC DIAGNOSTIC OF VIRGINIA		23	7	23%	30
SANITAS		4	26	87%	30
CLINCLOUD, LLC			30	100%	30
GRAND VILLA OF ENGLEWOOD		25	5	17%	30
COLORADO DEPARTMENT OF PUBLIC HEALTH AND ENVIRONMENT			30	100%	30
SMS DO PA		26	4	13%	30
ADVENT HEALTH PRIMARY CARE PLUS, WINTER GARDEN		26	4	13%	30
FORT VALLEY STATE UNIVERSITY		29	1	3%	30
THE TERRACE AT IVY ACRES ALF		11	19	63%	30
CENTER ONE SURGERY CENTER		24	6	20%	30
HUNTINGTON STATION URGENT CARE		29	1	3%	30
LAKE MARY - STIRLING CENTER SUITE 202			30	100%	30
PERDIDO URGENT CARE		1	29	97%	30
RENAISSANCE SENIOR LIVING	1	28			29
CHILDREN'S MEDICAL CENTER			29	100%	29
P4CLINICAL	3	2	24	83%	29
PANCARE HEALTH - BONIFAY K-8			29	100%	29
WEISS PEDIATRIC CARE LLC		16	13	45%	29

COVID-19: testing by laboratory

Data through Apr 3, 2021 verified as of Apr 4, 2021 at 09:25 AM

Data in this report are provisional and subject to change.

The numbers in the table below represent the number of Florida and non-Florida residents for whom test results were received by the Department of Health. A person can be tested by more than one laboratory and can have both positive and negative results. **Therefore, the sum of the numbers in each column will be larger than the total number of people tested.**

Reporting lab	Inconclusive	Negative	Positive	Percent positive	Total
MEDEXPRESS URGENT CARE WEST TAMPA			29	100%	29
COMPREHENSIVE CHILDCARE		23	6	21%	29
ST PETER'S BENDER LABORATORY		28	1	3%	29
UNIV OF ROCHESTER-STRONG MEMORIAL HOSP		28	1	3%	29
ROBERT H JENKINS JR VETERANS' DOMICILIARY HOME OF		26	3	10%	29
CERON PEDIATRICS & INTEGRATIVE MEDICIN		29			29
DUVAL COUNTY HEALTH DEPARTMENT		29			29
FAMILY CARE PARTNERS URGENT CARE LLC		23	6	21%	29
ENCOMPASS HEALTH REHABILITATION HOSPITAL OF PANAMA CITY		24	5	17%	29
INTERIM HEALTHCARE OF NORTHWEST FLORIDA INC		27	2	7%	29
FAST PACE MEDICAL CLINIC		26	3	10%	29
PRO HEALTH HARMONY		29			29
CAPE CORAL HOSPITAL ABG LABORATORY		16	13	45%	29
CARDIOLOGY AND MEDICINE ASSOCIATES INC		28	1	3%	29
UNIVERSITY OF ILLINOIS VETERINARY DIAG	1	27	1	3%	29
PALM GARDEN OF JACKSONVILLE		27	2	7%	29
Grand Villa of Deerfield Beach		27	2	7%	29
FLORIDA MEDICAL CLINIC - MULTI SPECIALTY CAMPUS		9	20	69%	29
PALMS, THE		29			29
STEWART MELBOURNE HOSPITAL			29	100%	29
STEINHATCHEE DRUGS		23	6	21%	29
UCLA HEALTHCARE CLINICAL LABS		23	6	21%	29
NEMOURS CHILDRENS CLINIC		22	7	24%	29
SUNTREE INTERNAL MEDICINE		29			29
MIGUEL E TREVINO MD PA		25	4	14%	29
RESIDENCE AT BAY VUE		27	2	7%	29
CDC		17	12	41%	29
DAVID LAWRENCE CENTER		25	4	14%	29
STATCARE URGENT & WALK IN MEDICAL CARE		26	3	10%	29
NORTH PINELLAS CHILDRENS MEDICAL CENTER			29	100%	29
BAPTIST PRIMARY BLACK CREEK SOUTH			29	100%	29
REOPEN DIAGNOSTICS			29	100%	29
LABORATORY ALLIANCE OF CENTRAL NEW YORK		28	1	3%	29
EDEN AT CRESTVIEW		12	16	57%	28
AHMG SURGICAL SPECIALIST		28			28
SYNIVERSE WELLNESS CENTER		24	4	14%	28
ASTORIA HEALTH AND REHABILITATION CENTER		27	1	4%	28
MARION PEDIATRICS PA		21	7	25%	28
PORT ST LUCIE HOSPITAL		25	3	11%	28
ORANGE PEDIATRICS			28	100%	28
THE LODGE AND REHABILITATION CENTER		13	15	54%	28
BROOKWOOD BAPTIST MEDICAL CENTER		27	1	4%	28
GRAND LIVING AT LAKEWOOD RANCH		27	1	4%	28
WILLAMETTE VALLEY TOXICOLOGY LLC		26	2	7%	28
KEY PRIMARY CARE			28	100%	28
JOSEF SCHENKER MD PC DBA CENTERS URGENT		26	2	7%	28
MINUTECLINIC DIAGNOSTIC OF RHODE ISLAND, LLC #212		28			28

COVID-19: testing by laboratory

Data through Apr 3, 2021 verified as of Apr 4, 2021 at 09:25 AM

Data in this report are provisional and subject to change.

The numbers in the table below represent the number of Florida and non-Florida residents for whom test results were received by the Department of Health. A person can be tested by more than one laboratory and can have both positive and negative results. **Therefore, the sum of the numbers in each column will be larger than the total number of people tested.**

Reporting lab	Inconclusive	Negative	Positive	Percent positive	Total
Casa Mora Rehabilitation & Extended Care		28			28
ACTIVE SENIOR LIVING		26	2	7%	28
FAMILY CARE PARTNERS		18	10	36%	28
LAKELAND NURSING AND REHABILITATION CENTER			28	100%	28
URGENT CARE CENTER			28	100%	28
MINUTECLINIC, LLC #08366		23	5	18%	28
DOCTOR TODAY TLC LLC			28	100%	28
BROOKDALE PHILLIPPI CREEK			28	100%	28
SOUTH FLORIDA BAPTIST HOSPITAL			28	100%	28
ORLANDO FAMILY MEDICINE		13	15	54%	28
LAKE PLACID HEALTH AND REHABILITATION		1	27	96%	28
BOCA SIMON LAB		1	27	96%	28
NATIONAL MENTOR HEALTHCARE LLC			28	100%	28
CAREATC INC BRANDON	3	22	3	11%	28
Cleveland Clinic Laboratories		4	24	86%	28
BROOKDALE UNIVERSITY HOSPITAL		25	2	7%	27
THE COMMONWEALTH OF MASSACHUSETTS		1	26	96%	27
WIREGRASS CLINIC LLC		22	5	19%	27
RAINBOW PEDIATRICS		1	26	96%	27
EXPRESS CARE OF BELLEVIEW		27			27
VICK STREET MANOR		27			27
KIVA AT CANTERBURY, LLC		27			27
ELLKAY HEALTHCARE DATA PLUMBERS	23		4	15%	27
VASSAR BROTHERS MEDICAL CENTER LABORATORY		25	2	7%	27
LEE PHYSICIAN GROUP		24	3	11%	27
LABORATORY MEDICINE CONSULTANTS-LMC PA		25	2	7%	27
SPANISH RIVER HIGH SCHOOL ESE		23	4	15%	27
UNION CHD		24	3	11%	27
LOOP PEDIATRICS		22	5	19%	27
PINELLAS 1 HOME HEALTH CARE CORP		27			27
LEE PHYSICIAN GROUP COLLEGE POINT		27			27
JOSEPH SCHENKER MD PC DBA CENTERS URGENT		24	3	11%	27
BROOKDALE SOUTHPOINT			27	100%	27
FIRST CHOICE PEDIATRICS LOOP		25	2	7%	27
MINUTECLINIC, LLC #4230		23	4	15%	27
CHILDRENS MEDICAL CENTER			27	100%	27
JOSEF SCHENKER MD PC		27			27
BUREAU OF PUBLIC HEALTH	1	6	20	74%	27
EMORY CLINIC, THE		26	1	4%	27
ATRIA LADY LAKE		27			27
LEXINGTON PLACE SENIOR LIVING COMMUNITY		27			27
HEALTHPARK MEDICAL CENTER ABG LAB		26	1	4%	27
BROWARD HEALTH IMPERIAL POINT NURSING			27	100%	27
SUNCOAST LABS			27	100%	27
CLEARWATER EMPLOYEE HEALTH CLINIC		11	16	59%	27
GASTROENTEROLOGY ASSOCIATES OF PENSACOLA PA		23	4	15%	27
ASSISTED LIVING OF BROWARD		27			27

COVID-19: testing by laboratory

Data through Apr 3, 2021 verified as of Apr 4, 2021 at 09:25 AM

Data in this report are provisional and subject to change.

The numbers in the table below represent the number of Florida and non-Florida residents for whom test results were received by the Department of Health. A person can be tested by more than one laboratory and can have both positive and negative results. **Therefore, the sum of the numbers in each column will be larger than the total number of people tested.**

Reporting lab	Inconclusive	Negative	Positive	Percent positive	Total
MINIMALLY INVASIVE VASCULAR INC		24	2	8%	26
MD BEAUTY LABS, PA		24	2	8%	26
MONCRIEF ARMY HEALTH CLINIC			26	100%	26
TREEHOUSE PEDIATRICS & FAMILY CARE		26			26
HOLIDAY MEDICAL ASSOCIATES		1	25	96%	26
ABL MEDICAL CARE LLC			26	100%	26
ADVENT HEALTH MEDICAL GROUP- FAMILY MEDICINE AT DR. PHILIPS		21	5	19%	26
OAKTREE HEALTHCARE			26	100%	26
EAST HILL MEDICAL GROUP		17	9	35%	26
PALM BEACH COUNTY FIRE RESCUE		24	2	8%	26
MONTEFIORE NEW ROCHELLE HOSPITAL		24	2	8%	26
MINUTECLINIC DIAGNOSTIC OF TN, PC 374		22	4	15%	26
WAKULLA COUNTY HEALTH DEPARTMENT		12	14	54%	26
ORLANDO ORTHOPAEDIC CENTER		24	2	8%	26
BAYCARE HEALTH SYSTEMS, LLC			26	100%	26
LOT HEALTH SERVICES☐	1	25			26
PULMONARY SPECIALISTS OF THE PALM BEACHES		16	10	38%	26
LAKES DIALYSIS CENTER INC			26	100%	26
PARK WEST MEDICAL CENTER		25	1	4%	26
THE MINIER URGENT CARE		20	6	23%	26
EMORY BENNETT VETERANS NURSING HOME	1	25			26
EPIC REFERENCE LABS INC			26	100%	26
MINUTECLINIC DIAGNOSTIC OF TEXAS		22	4	15%	26
CANTON-POTSDAM HOSPITAL LABORATORY		25	1	4%	26
SUMMERGATE PHARMACY		24	2	8%	26
ADVENT HEALTH PARTIN SETTLEMENT HEALTH PARK		18	8	31%	26
MAYO CLINIC JACKSONVILLE		2	24	92%	26
GERALD J KIVETT MD		23	3	12%	26
URGENT FAMILY CARE INC		23	3	12%	26
EXPRESS FAMILY CARE LLC		11	15	58%	26
ROSLYN URGENT CARE		26			26
GOOD SAMARITAN HOSPITAL LABORATORY		23	3	12%	26
WEST BROWARD CARE CENTER		24	2	8%	26
RJ LEE GROUP	1	23	2	8%	26
MIDNIGHT MEDICINE			26	100%	26
OMNI HEALTHCARE, INC		26			26
DARDEN WELLNESS CENTER		23	3	12%	26
EMORY UNIVERSITY HOSPITAL		22	4	15%	26
MAGNOLIA PEDIATRICS		4	22	85%	26
Clearwater Center		12	14	54%	26
ARCPPOINT LABS OF FORT LAUDERDALE		25			25
ADVENT HEALTH - LAKE MARY PEDIATRICS		16	9	36%	25
MADWAR		19	6	24%	25
DELRAY BEACH FACIAL PLASTIC SURGERY		25			25
ENCOMPASS HEALTH REHABILITATION OF ALTAMONTE		20	5	20%	25
GREEN GABLES ASSISTED LIVING FACILITY		25			25
TALLAHASSEE DEVELOPMENTAL CENTER☐		24	1	4%	25

COVID-19: testing by laboratory

Data through Apr 3, 2021 verified as of Apr 4, 2021 at 09:25 AM

Data in this report are provisional and subject to change.

The numbers in the table below represent the number of Florida and non-Florida residents for whom test results were received by the Department of Health. A person can be tested by more than one laboratory and can have both positive and negative results. **Therefore, the sum of the numbers in each column will be larger than the total number of people tested.**

Reporting lab	Inconclusive	Negative	Positive	Percent positive	Total
MINUTE CLINIC DIAGNOSTIC OF NEW JERSEY		24	1	4%	25
WESTPAC LABS		1	24	96%	25
CARLOS F FUSTER MD PA		23	2	8%	25
COASTAL COMPLETE CARE		11	14	56%	25
PINELLAS PARK FIRE DEPARTMENT		25			25
Summit Medical Group Westfield Lab		22	3	12%	25
ST. CLOUD HOSPITAL		20	5	20%	25
PHYSICIANS STAT		3	22	88%	25
THE WATERMARK AT VISTAWILLA		25			25
ENCOMPASS HOME HEALTH OF THE SOUTHEAST LLC		23	2	8%	25
COOPER HEALTHCARE		22	3	12%	25
COMMUNITY HEALTH OF SOUTH FLORIDA			25	100%	25
EXPRESS CARE OF TAMPA BAY LLC		2	23	92%	25
TIFFANY LAKE CARE CENTERS INC		25			25
ACCESS HEALTH CARE PHYSICIANS LLC		10	15	60%	25
FEDERAL PRISON CAMP PENSACOLA			25	100%	25
SOUTH FLORIDA DIALYSIS CENTER		8	17	68%	25
PBSO WEST PALM FAMILY PRACTICE		1	24	96%	25
KINDRED HOSPITAL OCALA		22	3	12%	25
ADVENT HEALTH EXPRESS		9	16	64%	25
CENTRAL FLORIDA PEDIATRIC URGENT CARE LLC		21	4	16%	25
ASURANCE SCIENTIFIC LABORATORIES		24	1	4%	25
CARENOW - DOWNTOWN NORTH GULCH		24	1	4%	25
ALPHA PHARMACY		22	3	12%	25
HUNT CLUB PEDIATRIC ASSOCIATES LLC		21	4	16%	25
MEDEXPRESS URGENT CARE - BLOOMINGTON		22	3	12%	25
CANCER RESEARCH LAB, BOB JONES UNIVERSITY		24	1	4%	25
SUNQUEST		3	22	88%	25
MINUTECLINIC DIAGNOSTIC OF PENNSYLVANI		24	1	4%	25
COASTAL SKIN SURGERY AND DERMATOLOGY		18	7	28%	25
WELLMED AT PLANT CITY		11	13	54%	24
JUPITER MEDICAL CENTER			24	100%	24
ATRIA AT ST JOSEPHS		24			24
VIRTUA		20	4	17%	24
THE CHAPPEL GROUP RESEARCH		24			24
MED PLUS FLORENCE		20	4	17%	24
ROWLETT MIDDLE ACADEMY		22	2	8%	24
COURTYARDS OF ORLANDO		24			24
PALMS MEDICAL GROUP - LAKE CITY WEST		3	21	88%	24
HENNEPIN COUNTY MEDICAL CENTER (HCMC)		13	11	46%	24
HERITAGE OAKS ASSISTED LIVING & MEMORY CARE		20	4	17%	24
MINUTECLINIC DIAGNOSTIC OF TN PC #378		21	3	13%	24
WELLNOW URGENT CARE		23	1	4%	24
CARE CENTERS OF NASSAU LLC MINER ROAD NORTH		24			24
MADISON COUNTY MEMORIAL HOSP		12	12	50%	24
HOUSE CALLS PROFESSIONAL LLC		20	4	17%	24
SANFORD PEDIATRIC ASSOCIATES, PA		22	2	8%	24

COVID-19: testing by laboratory

Data through Apr 3, 2021 verified as of Apr 4, 2021 at 09:25 AM

Data in this report are provisional and subject to change.

The numbers in the table below represent the number of Florida and non-Florida residents for whom test results were received by the Department of Health. A person can be tested by more than one laboratory and can have both positive and negative results. **Therefore, the sum of the numbers in each column will be larger than the total number of people tested.**

Reporting lab	Inconclusive	Negative	Positive	Percent positive	Total
PRIME CARE ONE LLC/HARBORCHASE OF VENICE			24	100%	24
ALAN SERURE MD		24			24
PACIFICA SENIOR LIVING FORT MYERS		15	9	38%	24
STATE LAB		2	22	92%	24
DHMD		24			24
STATCARE URGENT AND WALK-IN MEDICAL CA		22	2	8%	24
PHYSICIANS PRIMARY CARE OF SW FLORIDA PL		24			24
TARPON BAYOU CENTER			24	100%	24
SHORE MEMORIAL HOSPITAL		21	3	13%	24
FINLAY C. LABORATORY		4	20	83%	24
PALMETTO PEDIATRICS			24	100%	24
TOTAL ACCESS URGENT CARE		1	23	96%	24
HEALTH MED CENTERS		24			24
CSH LAKE ORIENTA LP		24			24
SENIOR HEALTH OF WINTER PARK DUNDEE		24			24
TIMBERLANE LODGE ALF	1	16	7	29%	24
HALIFAX HEALTH URGENT CARE		4	20	83%	24
RAINBOW PEDIATRIC CENTER		2	22	92%	24
SENIOR LIVING IV SUN CITY LLC		17	7	29%	24
GRAND VILLA OF PINELLAS PARK		22	2	8%	24
MID FLORIDA PATHOLOGY LLC		23	1	4%	24
AIR, LAND & SEA PHYSICALS & CONSULTATIONS, LLC		23	1	4%	24
ENGLEWOOD HOSPITAL AND MEDICAL CENTER		19	5	21%	24
TREASURE ISLE LLC		24			24
NOVANT HEALTH		18	6	25%	24
TOTTENVILLE CIRCLE URGENT CARE		24			24
SUMMIT MEDICAL GROUP - 75 E NORTHFIELD		22	2	8%	24
WELLSTAR KENNESTONE HOSPITAL		21	3	13%	24
SPRINGWOOD COURT		19	5	21%	24
SOMA MEDICAL CENTER # 4		2	22	92%	24
URGENT CARE USA			24	100%	24
CENTERPLACE HEALTH		3	21	88%	24
ECC PEDIATRICS		24			24
LABORATORY DYNAMICS		20	4	17%	24
SARASOTA MEMORIAL NURSING & REHABILITATION CTR		24			24
WESTMINSTER WOODS ON JULINGTON CREEK		22	2	8%	24
INNOVATIVE RESEARCH OF WEST FLORIDA		21	3	13%	24
BLUE SPRINGS SURGERY CENTER		24			24
AVENTIS BIO-SERVICES CTL		24			24
VILLAGES REHABILITATION AND NURSING CENTER		24			24
BAYFRONT FAMILY HEALTH CENTER		3	20	87%	23
LPG PRIMARY CARE AT CAPE CORAL PARKWAY		20	3	13%	23
SMH PHYSICIAN SERVICES INC		22	1	4%	23
OMEGA LABORATORIES		19	4	17%	23
HOWARD BEACH URGENT CARE		22	1	4%	23
ADIRONDACK MEDICAL CENTER		23			23
ADEPT INPATIENT MEDICAL SERVICES PC		23			23

COVID-19: testing by laboratory

Data through Apr 3, 2021 verified as of Apr 4, 2021 at 09:25 AM

Data in this report are provisional and subject to change.

The numbers in the table below represent the number of Florida and non-Florida residents for whom test results were received by the Department of Health. A person can be tested by more than one laboratory and can have both positive and negative results. **Therefore, the sum of the numbers in each column will be larger than the total number of people tested.**

Reporting lab	Inconclusive	Negative	Positive	Percent positive	Total
BOZEMAN HEALTH DEACONESS HOSPITAL		18	5	22%	23
ST VINCENTS AMBULATORY CARE INC DBA		20	3	13%	23
EGL GENETIC DIAGNOSTICS		1	22	96%	23
WOODHOUSE INC		17	6	26%	23
NOBLE SENIOR LIVING		3	20	87%	23
GRAND VILLA OF ORMOND BEACH		20	3	13%	23
PHYSICIANS CARE		20	3	13%	23
RAYMOND BASRI MD		21	2	9%	23
BIG BEND HOSPICE INC		23			23
UAH STUDENT HEALTH CENTER		16	7	30%	23
PRODUCTION HEALTH SAFETY MANAGEMENT		22	1	4%	23
UNIV OF NORTH ALABAMA HEALTH CENTER		22	1	4%	23
FORT SANDERS REGIONAL LABORATORY		23			23
NEW YORK METHODIST HOSPITAL		19	4	17%	23
ISLAND COAST PEDIATRICS PA		22	1	4%	23
MINUTECLINIC DIAGNOSTIC OF TN PC #6435		21	2	9%	23
UNIVERSITY HILLS HEALTH AND REHABILITATION CENTER		18	5	22%	23
SEWALLS POINT PHARMACY INC		17	6	26%	23
OCCUPATIONAL HEALTH CENTERS OF THE SOUTHWEST PA		18	5	22%	23
NEW JERSEY		22	1	4%	23
ADVANCED URGENT CARE CENTER		7	16	70%	23
UF HEALTH NORTH JACKSONVILLE			23	100%	23
FLORIDA MEDICAL CLINIC - NEW TAMPA		19	4	17%	23
JUST FOR KIDS PEDIATRICS		5	18	78%	23
MINUTECLINIC, LLC, DBA MINUTECLINIC #2544		22	1	4%	23
CORE LABORATORY		1	22	96%	23
NEWYORK-PRESBYTERIAN/ LAWRENCE HOSPITAL LABORATORY		21	2	9%	23
FLORIDA MEDICAL CLINIC IM MLK		16	7	30%	23
TAMPA URGENT CARE			23	100%	23
LAKEVIEW HEALTH CARE SYSTEMS		9	14	61%	23
EDWARD S BENNETT MD PLLC		23			23
WUESTHOFF MEDICAL CENTER-MELBOURNE			23	100%	23
ADVENTHEALTH MEDICAL GROUP PULMONOLOGY		20	3	13%	23
South Heritage Health and Rehab		23			23
ST VINCENT'S EAST		21	2	9%	23
NORTHSIDE HOSPITAL EMERGENCY DEPT		19	3	14%	22
CVS NC3516POCT WINSTON SALEM		20	2	9%	22
PULSE MEDICAL GROUP INC			22	100%	22
ELAN SPANISH SPRINGS		4	18	82%	22
Wesley Place on Honeysuckle		20	2	9%	22
APOLLO SURGERY CENTER		20	2	9%	22
ROCKLEDEGE REGIONAL MEDICAL CENTER		17	5	23%	22
FLORENCE J HUNT STUDENT WELLNESS CENTER - HEALTH SERVICES (ABBOTT)		22			22
UTAH DEPARTMENT OF HEALTH			22	100%	22
MINUTECLINIC DIAGNOSTIC OF TN PC #320		14	8	36%	22
SEAGRASS VILLAGE			22	100%	22
MARATHON HEALTH FOR LIFE		19	3	14%	22

COVID-19: testing by laboratory

Data through Apr 3, 2021 verified as of Apr 4, 2021 at 09:25 AM

Data in this report are provisional and subject to change.

The numbers in the table below represent the number of Florida and non-Florida residents for whom test results were received by the Department of Health. A person can be tested by more than one laboratory and can have both positive and negative results. **Therefore, the sum of the numbers in each column will be larger than the total number of people tested.**

Reporting lab	Inconclusive	Negative	Positive	Percent positive	Total
ST ELIZABETH MEDICAL CENTER LABORATORY		19	3	14%	22
CHARLOTTE CHD PORT CHARLOTTE		18	4	18%	22
ROSS MEDICAL GROUP			22	100%	22
GILCHRIST COUNTY JAIL		20	2	9%	22
MOBILE DIVISION LABORATORY		7	15	68%	22
GRAND VILLA OF LARGO		20	2	9%	22
CL BRUMBACK PRIMARY CARE CLINIC LANTANA		2	20	91%	22
FLORIDA HOSPITAL LABS		12	10	45%	22
JESSIE TRICE COMMUNITY HEALTH SYSTEM, INC		6	16	73%	22
KELLY'S ASSISTED LIVING FACILITY		22			22
HARBOUR ISLAND PEDIATRICS		13	9	41%	22
MORNINGSIDE MANOR & VILLA ADULT CARE C		22			22
SOLE HEALTH LLC		22			22
BAYSIDE LABORATORIES INC		22			22
MEDI STATION			22	100%	22
EBEIDS MD PEDIATRICS		19	3	14%	22
FORT PIERCE FAMILY CARE INC		16	6	27%	22
NEW YORK PRESBYTERIAN - ALLEN HOSPITAL		22			22
GLEN COVE HOSPITAL		22			22
OLIVE BRANCH HEALTH AND REHABILITATION CENTER			22	100%	22
STEWART MEDICAL GROUP INC			22	100%	22
DIACARTA INC.		22			22
TEN HEALTHCARE		6	16	73%	22
KISSIMMEE VA OUTPATIENT CLINIC		21	1	5%	22
WELLMED AT LAKE COPELAND		16	6	27%	22
NORTHWEST FLORIDA COMMUNITY HOSPITAL 3RD FLOOR		20	2	9%	22
FAMILY AND AFTER HOURS CARE		22			22
HUNT CLUB MEDICAL		15	7	32%	22
ERIC C MARSHAL MD, PC DBA MINUTECLINIC		21	1	5%	22
CARESPOT		2	20	91%	22
FLORIDA PEDIATRICS		6	16	73%	22
DALE MEDICAL CENTER		17	5	23%	22
MINUTECLINIC DIAGNOSTIC OF NORTH		19	2	10%	21
METROPOLITAN CHARITIES INC		19	2	10%	21
ESOTERIX GENETIC LABORATORIES		16	5	24%	21
POINT OF CARE CLINICS PRIMARY CARE		20	1	5%	21
TENNESSEE DEPARTMENT OF HEALTH		15	6	29%	21
COLUMBIA MEMORIAL HOSPITAL		21			21
JEFFERSON K-12, A SOMERSET SCHOOL- CLINIC		17	4	19%	21
ROCKLEDGE FAMILY HEALTH			21	100%	21
LEE COMMUNITY HEALTHCARE INC CAPE CORAL		21			21
SUNSHINE PEDIATRICS		21			21
ST JUDE CHILDRENS RESEARCH HOSPITAL		21			21
FLUSHING HOSPITAL MEDICAL CENTER		17	4	19%	21
PALM BAY FAMILY PRACTICE		4	17	81%	21
ADVENT HEALTH MEDICAL GROUP FAMILY AND INTERNAL MEDICINE AT AVALON PAR		20	1	5%	21
SOUTHEAST GEORGIA HEALTH SYSTEM, INC		18	3	14%	21

COVID-19: testing by laboratory

Data through Apr 3, 2021 verified as of Apr 4, 2021 at 09:25 AM

Data in this report are provisional and subject to change.

The numbers in the table below represent the number of Florida and non-Florida residents for whom test results were received by the Department of Health. A person can be tested by more than one laboratory and can have both positive and negative results. **Therefore, the sum of the numbers in each column will be larger than the total number of people tested.**

Reporting lab	Inconclusive	Negative	Positive	Percent positive	Total
MINUTECLINIC DIAGNOSTIC OF LOUISIANA,		20	1	5%	21
SOUTH NASSAU COMMUNITIES HOSPITAL		17	4	19%	21
CVS NC7588POCT ASHEVILLE		18	3	14%	21
LAKE HOWARD HEIGHTS	1	18	2	10%	21
PRIMECARE OF DOTHAN-DALEVILLE CLINIC		16	5	24%	21
OHIO CVS STORES, LLC DBA		19	2	10%	21
MORRIS PARK URGENT CARE		18	3	14%	21
BASSETTI & ASSOCIATES, MD, PA			21	100%	21
BAYCARE MEDICAL GROUP INC		2	19	90%	21
UPMC CHAUTAUQUA AT WCA LABORATORY		20	1	5%	21
1 TOUCH TOTALCARE SOLUTIONS		19	2	10%	21
COASTAL FAMILY PRACTICE		13	8	38%	21
MARQUES PEDIATRICS			21	100%	21
GRAND VILLA OF BOYNTON BEACH		20	1	5%	21
ARDEN COURTS OF WINTER SPRINGS		18	3	14%	21
CONNECTDX		6	15	71%	21
INTERNATIONAL MEDICAL LABORATORY INC		21			21
HOPE HEALTHCARE		21			21
ST VINCENT'S URGENT CARE		18	3	14%	21
CLINICAL PATHOLOGY LABORATORIES SOUTHEAST			21	100%	21
LPG PRIMARY CARE AT BONITA BAY LIFESTYLE CENTER		19	2	10%	21
BAPTIST MEDICAL GRP URGENT CARE & OCC HEALTH AIRPO		20			20
MINUTECLINIC DIAGNOSTIC OF NORTH CAROLINA PC		17	3	15%	20
RHODE ISLAND DEPARTMENT OF HEALTH			20	100%	20
WACO HHSSURGEWACO	1	16	3	15%	20
DIXIE COUNTY HEALTH DEPARTMENT		13	7	35%	20
PRIMECARE AT PORT ORANGE		4	16	80%	20
MINUTECLINIC DIAGNOSTICS MEDICAL GROUP		19	1	5%	20
ESTATES MEDICAL CENTER		12	8	40%	20
STATEN ISLAND UNIVERSITY HOSPITAL		19	1	5%	20
BETHESDA HEALTH PHYSICIAN GROUP INC			20	100%	20
OCEANSIDE URGENT CARE		20			20
OPTIMAL CARE PEDIATRICS		5	15	75%	20
MEDEMERGE		18	2	10%	20
LAKE WORTH MANOR		19	1	5%	20
GOOD SAMARITAN SOCIETY OF DAYTONA		16	4	20%	20
A LILIKO'I PHARMACY LLC		19	1	5%	20
MEDICAL EXPRESS CORP		18	2	10%	20
ODYSSEY HEALTHCARE OF MARION COUNTY, LLC		19	1	5%	20
FLORIDA MEDICAL CL ODOM TPA		9	11	55%	20
GUARDANT HEALTH		14	6	30%	20
TGH MEDICAL GROUP LABORATORY CARROLLWOOD			20	100%	20
BROOKDALE MANDARIN CENTRAL		7	13	65%	20
REDITUS LABORATORIES			20	100%	20
HENDRY REGIONAL CORPORATE HEALTH			20	100%	20
BAY PEDIATRICS PA		18	2	10%	20
WINTER PARK FAMILY PRACTICE LLC		17	3	15%	20

COVID-19: testing by laboratory

Data through Apr 3, 2021 verified as of Apr 4, 2021 at 09:25 AM

Data in this report are provisional and subject to change.

The numbers in the table below represent the number of Florida and non-Florida residents for whom test results were received by the Department of Health. A person can be tested by more than one laboratory and can have both positive and negative results. **Therefore, the sum of the numbers in each column will be larger than the total number of people tested.**

Reporting lab	Inconclusive	Negative	Positive	Percent positive	Total
MCWHORTER SCHOOL OF PHARMACY		20			20
WINSHIPS PHARMACY INC		20			20
HEALTHY MINORS, LLC.		20			20
CVA MINUTE CLINIC DIAGNOSTIC OF VIRGINIA, LLC		20			20
SONATA BOYNTON BEACH		18	2	10%	20
PROFESSIONAL PARK PEDIATRICS PA			20	100%	20
GADSDEN COUNTY HEALTH DEPARTMENT		14	6	30%	20
PRIMARY CARE SPECIALISTS OF ORLANDO LLC		15	5	25%	20
ADVANCED HEALTHCARE ASSOCIATES		18	2	10%	20
BAYFRONT HMA CONVENIENT CARE, LLC		2	18	90%	20
SOUTH CAROLINA DEPARTMENT OF HEALTH			20	100%	20
CARESPOT OF NOCATEE		1	19	95%	20
Sovereign Laboratory Services, LLC		17	3	15%	20
THE VILLAGES HEALTH		12	8	40%	20
DEPT OF VA MEDICAL CENTER - BAY PINES			20	100%	20
CVS NC7047POCT DURHAM		20			20
BEST MEDICAL CENTER		11	9	45%	20
MINUTECLINIC DIAGNOSTIC OF ILLINOIS L		15	5	25%	20
CONSOLIDATED LAB SERVICES		10	10	50%	20
PONCE PLAZA NURSING & REHAB CENTER		4	16	80%	20
PEDIATRIC ASSOCIATES PA		17	3	15%	20
PRIMARY CARE MEDICINE	1	13	6	30%	20
VIERA FAMILY MEDICINE AND WELLNESS		16	4	20%	20
MINUTECLINIC DIAGNOSTIC PA		18	2	10%	20
JACKSON NORTH MEDICAL CENTER		2	17	89%	19
GRAND VILLA OF DELRAY EAST		19			19
BARTON FAMILY PRACTICE		8	11	58%	19
CARENOW URGENT CARE-BRENTWOOD		13	6	32%	19
MICHELLE S PAGE MD PA		18	1	5%	19
BAYVIEW MEDICAL		19			19
ORANGE REGIONAL MEDICAL CENTER LABORATORY		14	5	26%	19
DSI MANAGEMENT LLC		19			19
MONROE COUNTY DETENTION CENTER			19	100%	19
BAPTIST MEMORIAL HEALTH CARE		17	2	11%	19
SEVEN RIVERS REGIONAL MEDICAL CENTER		5	14	74%	19
MED HEALTH SERVICES		18	1	5%	19
NO NAME		8	11	58%	19
PALM BEACH GARDENS MEDICAL CENTER			19	100%	19
EMERALD COAST HOSPICE - CRESTVIEW		19			19
SHELBY BAPTIST MEDICAL CENTER		14	5	26%	19
ELTINGVILLE CIRCLE URGENT CARE		18	1	5%	19
MINUTECLINIC MINUTECLINIC #8746		18	1	5%	19
UNDERGROUND FREE CLINIC		19			19
GENTIVA HEALTH SERVICES		17	2	11%	19
FOX FAMILY PRACTICE		19			19
CARE POINT HEALTH & WELLNESS CENTER		19			19
LEE COMMUNITY HEALTHCARE INC NORTH FORT MYERS		19			19

COVID-19: testing by laboratory

Data through Apr 3, 2021 verified as of Apr 4, 2021 at 09:25 AM

Data in this report are provisional and subject to change.

The numbers in the table below represent the number of Florida and non-Florida residents for whom test results were received by the Department of Health. A person can be tested by more than one laboratory and can have both positive and negative results. **Therefore, the sum of the numbers in each column will be larger than the total number of people tested.**

Reporting lab	Inconclusive	Negative	Positive	Percent positive	Total
ALL PEDIATRIC CARE			19	100%	19
PASSPORT HEALTH OF TAMPA BAY		18	1	5%	19
CLERMONT ADVENTHEALTH CENTRA CARE		1	18	95%	19
CONCENTRA URGENT CARE		15	4	21%	19
TEXAS DEPARTMENT OF STATE HEALTH SERVICES		3	16	84%	19
49D2045214PHYSICIAN OFFICE-WAIVER-MEDEXPRESS URGENT CARE - HARRISONBU		10	9	47%	19
GRACE WELLNESS CENTER		8	11	58%	19
LOVING CARE OF THE TREASURE COAST LLC	1	13	5	26%	19
PATIENTS CHOICE LAB OF IND, LLC		16	3	16%	19
STONE WASH CLINICAL LABORATORIES		2	17	89%	19
Citymd Of Lacey		16	3	16%	19
DOCTORS MEDICAL CENTER OF WALTON COUNTY CLINIC			19	100%	19
INTEGRATED REGIONAL LABORATORIES - LARGO			19	100%	19
AUBURN COMMUNITY HOSPITAL		17	2	11%	19
BAPTIST PEDIATRICS		15	4	21%	19
HARLEM HOSPITAL CENTER		18	1	5%	19
MED LABS DIAGNOSTICS		10	9	47%	19
COMMUNITY HOME HEALTH CARE		19			19
LAB INTERMARKET FACILITY LAB		1	18	95%	19
REGENCY SQUARE MALL - SEARS		3	16	84%	19
TRINITY MEDICAL ASSOCIATES LLC			19	100%	19
ANYLABTESTNOW		6	13	68%	19
FAMILY CARE CYPRESS CREEK		1	18	95%	19
FLORIDA COMMUNITY HEALTH CENTER OF ST. LUCIE		1	18	95%	19
ROYAL PALM MEDICAL GROUP, INC		19			19
OCEAN REEF MEDICAL CENTER, LLC			19	100%	19
BRIDGEWAY HEALTH CLINICS INC			19	100%	19
FLORIDA HOSPITAL WINTER GARDEN		15	4	21%	19
Grand Villa of Dunedin		13	6	32%	19
HELIX DIAGNOSTICS			19	100%	19
CVS MINUTE CLINIC DIAGNOSTIC OF TEXAS LLC		15	4	21%	19
COMMONWEALTH OF MASSACHUSETTS			19	100%	19
KINGS BAY PEDIATRICS LLC		15	4	21%	19
GLEN OAKS URGENT CARE		18	1	5%	19
NANO HEALTH ASSOCIATES LLC		19			19
ADVENT HEALTH - WINTER HAVEN		8	10	56%	18
MINUTECLINIC DIAGNOSTIC OF TN PC #6363		15	3	17%	18
WALGREENS #04618		17	1	6%	18
VALLEY IMMEDIATE CARE		16	2	11%	18
URGENT CARE AT LONGWOOD			18	100%	18
USCG AIR STATION CLEARWATER CLINIC		17	1	6%	18
MINUTECLINIC #8699		14	4	22%	18
BROWNE MEDICAL		16	2	11%	18
MEDEXPRESS URGENT CARE - TIMBERLAKE		16	2	11%	18
CAREHERE- LCS LEESBURG			18	100%	18
GRAND AVE PHARMACY		1	17	94%	18
MARION COUNTY HEALTH DEPARTMENT		17	1	6%	18

COVID-19: testing by laboratory

Data through Apr 3, 2021 verified as of Apr 4, 2021 at 09:25 AM

Data in this report are provisional and subject to change.

The numbers in the table below represent the number of Florida and non-Florida residents for whom test results were received by the Department of Health. A person can be tested by more than one laboratory and can have both positive and negative results. **Therefore, the sum of the numbers in each column will be larger than the total number of people tested.**

Reporting lab	Inconclusive	Negative	Positive	Percent positive	Total
TENDER CARE ALF		18			18
ST. JUDES LABORATORIES		12	6	33%	18
CRANES VIEW LODGE			18	100%	18
PPD - IXLAYER		17	1	6%	18
CABOT RESERVE ON THE GREEN		18			18
URGENT TEAM		15	3	17%	18
CVS NV3210POCT LAS VEGAS		17	1	6%	18
BROOKDALE ST AUGUSTINE		1	17	94%	18
AURORA DIAGNOSTICS		6	12	67%	18
UM MILLER SCHOOL OF MEDICINE			18	100%	18
ST CATHERINE OF SIENA HOSPITAL		16	2	11%	18
Floral Health and Rehabilitation, LLC		17	1	6%	18
MINUTECLINIC DIAGNOSTIC OF RHODE ISLAND, LLC #590		17	1	6%	18
MORTON PLANT NORTH BAY HOSPITAL			18	100%	18
MOORINGS PARK OAKSTONE AT GREY OAKS		17	1	6%	18
TNC WALK IN CLINIC		13	5	28%	18
MINUTECLINIC DIAGNOSTIC OF MICHIGAN PC		17	1	6%	18
BAY COUNTY HEALTH DEPARTMENT		14	4	22%	18
Z UROLOGY		18			18
CITY OF NAPLES FIRE RESCUE		15	3	17%	18
CORNER OAK ESTATE LLC		18			18
GENERAL INTERNAL MEDICINE MEDICAL CTR CLINIC		13	5	28%	18
STAT MEDICAL CLINIC III INC		12	6	33%	18
ASCENSION ST VINCENT'S PRIMARY CARE		1	17	94%	18
XPRESS WELLNESS URGENT CARE			18	100%	18
ADVENTIST HEALTH SYSTEM		16	2	11%	18
AURORA UNIVERSITY WELLNESS CENTER		18			18
ADVENT HEALTH - KISSIMMEE		6	12	67%	18
MIAMI BEACH MEDICAL GROUP			18	100%	18
OSCEOLA ALF OPERATOR, LLC DBA□		18			18
WALGREEN EASTERN CO, INC		18			18
HARTFORD HOSPITAL ANCILLARY LAB		17	1	6%	18
THE CANOPY AT HARPER LAKE	1		17	94%	18
PRATTVILLE BAPTIST HOSPITAL		14	4	22%	18
TPCA CLINICAL LABORATORIES		15	3	17%	18
MADISON CORE LABORATORIES		17	1	6%	18
COLLEGE POINT URGENT CARE		15	3	17%	18
IONA COLLEGE HEALTH & WELLNESS CENTER		18			18
CLEVELAND CLINIC FLORIDA		1	17	94%	18
URGENT CARE OF NEW YORK		16	1	6%	17
ST ANTHONY'S HOSP PATIENT CARE SERVICE			17	100%	17
YUSRA MEDICAL ASSOCIATES PA		14	3	18%	17
ABC PEDIATRICS OF PORT ST LUCIE		15	2	12%	17
WELLINGTON FAMILY PRACTICE		13	4	24%	17
FAST PACE MEDICAL CLINIC PLLC		15	2	12%	17
ALBIBI		1	16	94%	17
UC HEALTH UNIVERSITY HOSPITAL		14	3	18%	17

COVID-19: testing by laboratory

Data through Apr 3, 2021 verified as of Apr 4, 2021 at 09:25 AM

Data in this report are provisional and subject to change.

The numbers in the table below represent the number of Florida and non-Florida residents for whom test results were received by the Department of Health. A person can be tested by more than one laboratory and can have both positive and negative results. **Therefore, the sum of the numbers in each column will be larger than the total number of people tested.**

Reporting lab	Inconclusive	Negative	Positive	Percent positive	Total
MASSACHUSETTS GENERAL HOSPITAL		1	16	94%	17
MINUTECLINIC, LLC, #4160		13	4	24%	17
FORT HAMILTON URGENT CARE		17			17
INTERMOUNTAIN CENTRAL LAB		1	16	94%	17
INN AT LAKE SEMINOLE SQUARE, THE		17			17
ROBERT WOOD JOHNSON UNIVERSITY HOSP		15	2	12%	17
MINUTECLINIC DIAGNOSTIC OF TEXAS LLC		15	2	12%	17
DIEGO FALLON MD PA		6	11	65%	17
UNIVERSITY LAB			17	100%	17
CARESPOT EXPRESS HEALTHCARE			17	100%	17
UNIVERSITY OF ALABAMA - FUNGAL REFERENCE LABORATORY		12	5	29%	17
LYNN KEEFE, MD PEDIATRICS		14	3	18%	17
MD PLUS URGENT CARE, LLC			17	100%	17
VENICE REGIONAL BAYFRONT HEALTH			17	100%	17
HEALTHCARE NOW			17	100%	17
PRIMARY CARE WALK IN CLINIC PLLC			17	100%	17
MARCO DRUGS AND COMPOUNDING		13	4	24%	17
COAST MED URGENT CARE		16	1	6%	17
BROOKDALE CROWN POINT			17	100%	17
ESTATES MEDICAL CENTER INC		4	13	76%	17
PEDIATRICS IN BREVARD-COCOA BEACH		12	5	29%	17
MC DIAGNOSTIC OF CONNECTICUT, PC #775		16	1	6%	17
PARRISH HEALTH CENTER		14	3	18%	17
MI CASA DORADA ASSISTED LIVING FACILIT		17			17
LAKELAND HILLS CENTER		10	7	41%	17
GENETIC TECHNOLOGICAL INNOVATIONS			17	100%	17
MAITLAND PRIMARY CARE		9	8	47%	17
REGENEXX TAMPA BAY		14	3	18%	17
ST JOSEPH HOSPITAL		16	1	6%	17
MINUTE-CLINIC DIAGNOSTIC OF VIRGINIA		14	3	18%	17
URGENT CARE WEST CLINIC		14	3	18%	17
RESOLVE MOLECULAR DIAGNOSTICS		13	4	24%	17
ADVENTHEALTH MEDICAL GROUP PEDIATRICS AT		4	13	76%	17
MEDPEDS ASSOCIATES OF SARASOTA PA		16	1	6%	17
TREASURE COAST URGENT CARE			17	100%	17
CARE NOW, INC		13	4	24%	17
MINUTE CLINIC DIAGNOSTIC OF TN PC #64		16	1	6%	17
UVMHC MICROBIOLOGY		16	1	6%	17
BAY BREEZE HEALTH AND REHABILITATION CENTER		9	8	47%	17
FORT WALTON BEACH DEVELOPMENTAL CENTER		16	1	6%	17
PERSONAL PEDIATRICS PA		14	3	18%	17
MEDEXPRESS URGENT CARE, MOON TOWNSHIP		16	1	6%	17
HEALTH CENTRAL HOSPITAL			16	100%	16
HODGES CLUSTER		2	14	88%	16
FRUITVILLE URGENT CARE			16	100%	16
CALLAWAY CLINIC		11	5	31%	16
CLEVELAND CLINIC			16	100%	16

COVID-19: testing by laboratory

Data through Apr 3, 2021 verified as of Apr 4, 2021 at 09:25 AM

Data in this report are provisional and subject to change.

The numbers in the table below represent the number of Florida and non-Florida residents for whom test results were received by the Department of Health. A person can be tested by more than one laboratory and can have both positive and negative results. **Therefore, the sum of the numbers in each column will be larger than the total number of people tested.**

Reporting lab	Inconclusive	Negative	Positive	Percent positive	Total
LAKEWOOD RANCH MEDICAL CENTER CLINICAL LAB			16	100%	16
MIRIMUS INC		1	15	94%	16
URGENT CARE CLINIC OF LINCOLN		14	2	13%	16
ENCOMPASS HEALTH REHABILITATION HOSPITAL OF MIAMI		15	1	6%	16
PANAMA CITY VITAS HOSPICE		16			16
COMMUNITY HEALTH OF SOUTH FLORIDA INC			16	100%	16
JOSEPH MIGNOGNA		13	3	19%	16
CITY OF SANFORD EMPLOYEE HEALTH AND		15	1	6%	16
JS HEALTHCARE INC		16			16
BVL PEDIATRICS		14	2	13%	16
DOC PAM PA		15	1	6%	16
CRUCIAL CARE		10	6	38%	16
MEDICINE AT LONGWOOD		16			16
MORTON PLANT MEASE			16	100%	16
VA MEDICAL CENTER			16	100%	16
DAVITA DIALYSIS		4	12	75%	16
PRESBYTERIAN MEDICAL SERVICES		16			16
MEDEXPRESS URGENT CARE - ROBINSON TWP, STEUBENVILLE PIKE		14	2	13%	16
UNIVERSITY OF MIAMI MILLER SCHOOL			16	100%	16
MEDEXPRESS URGENT CARE LEWISBURG		15	1	6%	16
TMH FSU RAPID LABORATORY		2	14	88%	16
MEDEXPRESS URGENT CARE - SEMINOLE SQUA		14	2	13%	16
EAR NOSE & THROAT ASSOCIATES OF MANATEE PA		16			16
BLOUNT MEMORIAL HOSPITAL		14	2	13%	16
ADVENTHEALTH MEDICAL GROUP		11	5	31%	16
KETAMINE HEALTH CENTERS AT BONITA SPRINGS, LLC		16			16
MINUTE CLINIC DIAGNOSTIC OF SOUTH CAROLINA		12	4	25%	16
CVS HEALTH, #3396		14	2	13%	16
PRO HEALTH FAMILY PHYSICIANS, NYSTROM		16			16
OKEECHOBEE HEALTHCARE FACILITY			16	100%	16
NOVANT HEALTH GOHEALTH URGENT CARE-HARRISBURG		8	8	50%	16
XERA MED RESEARCH			16	100%	16
NORTHWEST FLORIDA SLEEP		1	15	94%	16
MINNEOLA PLACE A HOMEBRIDGE COMMUNITY		16			16
SRMC AVALON		9	7	44%	16
CITY OF CLEARWATER EMPLOYEE HEALTH CENTER		6	10	63%	16
BONIFAY NURSING AND REHABILITATION CENTER			16	100%	16
ADVENT HEALTH - ZEPHYRHILLS			16	100%	16
LPG PRIMARY CARE AT COLONIAL CENTER DRIVE		14	2	13%	16
ALL FLORIDA FAMILY & SPORTS MEDICINE		15	1	6%	16
NAVAL MEDICAL CENTER SAN DIEGO			16	100%	16
MILLENNIUM PHYSICIAN GRP LLC NAPLES PINE RIDGE			16	100%	16
SOMA MEDICAL CENTER PA			16	100%	16
ST AUGUSTINE PLANTATION		1	15	94%	16
Lab MSMC Hialeah			16	100%	16
ASHRAF MEDICAL GROUP PLLC DBA PULSE M		15	1	6%	16
UNAVAILABLE/UNKNOWN/NO INFORMATION FOUND			16	100%	16

COVID-19: testing by laboratory

Data through Apr 3, 2021 verified as of Apr 4, 2021 at 09:25 AM

Data in this report are provisional and subject to change.

The numbers in the table below represent the number of Florida and non-Florida residents for whom test results were received by the Department of Health. A person can be tested by more than one laboratory and can have both positive and negative results. **Therefore, the sum of the numbers in each column will be larger than the total number of people tested.**

Reporting lab	Inconclusive	Negative	Positive	Percent positive	Total
FLORIDA HOSPITAL PHYSICIAN GROUP		3	13	81%	16
INTERNAL MEDICINE ASSOCIATES & SPECIALTIES INC		15	1	6%	16
HUDSON VALLEY HOSPITAL CENTER LABORATORY		15	1	6%	16
PROMEDICA LABORATORIES		11	5	31%	16
FAST TRACK URGENT CARE CENTER - TYRONE			16	100%	16
STARLING AT NOCATEE			16	100%	16
PIEDMONT HOSPITAL CLINICAL LABORATORY		15	1	6%	16
NORTHWEST FLORIDA ENT, PA		5	11	69%	16
BAYA URGENT CARE LLC		1	14	93%	15
AVALON FAMILY RESORT ASSISTED LIVING LLC		15			15
BAPTIST MEDICAL CENTER EAST		11	4	27%	15
URGENT CARE & FAMILY PRACTICE CENTER			15	100%	15
MEDLAB ASSOCIATES LLC		15			15
BESSENT ROAD GROUP HOME		15			15
WALK IN URGENT CARE			15	100%	15
MINUTE CLINIC		1	14	93%	15
YORKVILLE PEDIATRIC URGENT CARE		15			15
PREMIER LABORATORY SERVICES, LLC		5	10	67%	15
BRYAN WHITFIELD MEMORIAL HOSPITAL		10	5	33%	15
SELECT PHYSICIANS ALLIANCE PL		15			15
DR PHILLIPS MEDICAL WELLNESS CENTER		12	3	20%	15
HOLLEY-NAVARRE MEDICAL CLINIC		5	10	67%	15
MEDEXPRESS URGENT CARE- MARYLAND		14	1	7%	15
MINUTECLINIC, LLC #4507		14	1	7%	15
SACRED HEART MEDICAL GROUP URGENT CARE		13	2	13%	15
MILTON 4707		15			15
MEADOWCREST MOLECULAR DIAGNOSTICS, LLC			15	100%	15
DIATHERIX		13	2	13%	15
CVS TX8321POCT MCKINNEY		15			15
MEDEXPRESS URGENT CARE - LAFAYETTE		14	1	7%	15
ORLANDO HEALTH		2	13	87%	15
SINAI HOSPITAL OF BALTIMORE		15			15
MINUTECLINIC DIAGNOSTIC OF TN PC #6415		11	4	27%	15
FLORIDA DEPARTMENT OF HEALTH IN HILLSBOROUGH COUNTY		1	14	93%	15
INDIANA STATE DEPARTMENT OF HEALTH		1	14	93%	15
EASTLAKE PEDIATRICS - TRINITY		15			15
Astoria Health and Rehab		15			15
HEALTH MED HOME CARE, LLC		15			15
LONG ISLAND JEWISH VALLEY STREAM		14	1	7%	15
West Gate Village, LLC		15			15
OAKMONTE VILLAGE OF DAVIE			15	100%	15
MINUTECLINIC DIAGNOSTIC OF TN PC #566		13	2	13%	15
CLINIC OF PEDIATRICS & GI MEDICINE INC		1	14	93%	15
BAYCARE MEDICAL GROUP INC			15	100%	15
NOVALIFE MEDSPA			15	100%	15
ENCOMPASS HEALTH REHABILITATION HOSPITAL OF OCALA		15			15
UNIVERSITY HOSPITAL UC HEALTH		11	4	27%	15

COVID-19: testing by laboratory

Data through Apr 3, 2021 verified as of Apr 4, 2021 at 09:25 AM

Data in this report are provisional and subject to change.

The numbers in the table below represent the number of Florida and non-Florida residents for whom test results were received by the Department of Health. A person can be tested by more than one laboratory and can have both positive and negative results. **Therefore, the sum of the numbers in each column will be larger than the total number of people tested.**

Reporting lab	Inconclusive	Negative	Positive	Percent positive	Total
MINUTE CLINIC LLC #5733		15			15
GRAND VILLA OF MELBOURNE		13	2	13%	15
RICH STREET GROUP HOME		8	7	47%	15
MONTEFIORE ST LUKE'S CORNWALL HOSPITAL		11	4	27%	15
GEORGIA HEART CENTER (MSC 53), NAVICEN		13	2	13%	15
LILY'S PROMISE AL#12775		15			15
OPTIONS FOR SENIORS INC DBA PALM KREST MANOR		12	3	20%	15
MINUTE CLINIC DIAGNOSTIC OF TEXAS, LLC		15			15
MINUTECLINIC, LLC #1586		12	3	20%	15
AJU GEORGE MD PA			15	100%	15
KIDSWOOD PEDIATRICS CORP		6	9	60%	15
CVS MINUTE CLINIC DIAGNOSTIC OF TN #6044		13	2	13%	15
KIMBERLY J HENDERSON MD PC		14	1	7%	15
CUSTEAD CARE CENTER HAVEN HOSPICE		12	3	20%	15
FAMILY CARE CENTER OF ARLINGTON		10	5	33%	15
TELEVISIT MALABAR PEDIATRICS		5	10	67%	15
ENCOMPASS HEALTH REHABILITATION		13	2	13%	15
HUNTINGTON URGENT CARE		14	1	7%	15
MIAMI BEACH MEDICAL GROUP LLC			15	100%	15
PATHLINE			15	100%	15
FAMILY CARE			15	100%	15
BOCA SIMON		2	12	86%	14
SURGERY CENTER OF CORAL GABLES LLC,THE		11	3	21%	14
GNT ASSOCIATES		13	1	7%	14
CVS TN5639POCT FARRAGUT		11	3	21%	14
ALAN L MELOTEK MD		14			14
COMPREHENSIVE CHILDCARE ASSOCIATES		8	6	43%	14
HEALTHFIRST ADVENT HEALTH CENTRA CARE COCOA BEACH			14	100%	14
MAIMONIDES MEDICAL CENTER		11	3	21%	14
CVS MINUTE CLINIC DIAGNOSTIC OF WISCONSIN		14			14
MELBOURNE FAMILY PRACTICE		12	2	14%	14
MADISON COUNTY HEALTH DEPARTMENT		7	7	50%	14
ST CLOUD MEDICAL GROUP		12	2	14%	14
SARNO FAMILY PRACTICE		1	13	93%	14
MEDLAB INC		14			14
DESOTO HEALTH AND REHAB LLC		9	5	36%	14
TLC FAMILY CARE HOME INC		14			14
NORTHERN WESTCHESTER HOSPITAL LABORATORY		12	2	14%	14
CVS NC4165POCT BREVARD		8	6	43%	14
MINUTECLINIC DIAGNOSTIC OF TN, PC 4992		14			14
FAMILY PRACTICE ON THE GO		6	8	57%	14
PARROTT MEDICAL CLINIC			14	100%	14
FG RAPID RESULTS LLC		8	6	43%	14
WALGREENS #07936		13	1	7%	14
SOUTHEASTERN LABORATORY			14	100%	14
INHEALTH LIFE SCIENCES		6	8	57%	14
SOMA MEDICAL CENTER, PA #4 FLORIDA MANGO			14	100%	14

COVID-19: testing by laboratory

Data through Apr 3, 2021 verified as of Apr 4, 2021 at 09:25 AM

Data in this report are provisional and subject to change.

The numbers in the table below represent the number of Florida and non-Florida residents for whom test results were received by the Department of Health. A person can be tested by more than one laboratory and can have both positive and negative results. **Therefore, the sum of the numbers in each column will be larger than the total number of people tested.**

Reporting lab	Inconclusive	Negative	Positive	Percent positive	Total
LEHIGH VALLEY HOSPITAL		3	11	79%	14
SOUTHEASTERN UNIVERSITY INC		14			14
FAMILY MEDICINE OF WESTON LLC		6	8	57%	14
The Evangelical Lutheran Good Samaritan Society		14			14
SIGMUND LABS LLC		14			14
LUCID DIAGNOSTICS LABS			14	100%	14
SARASOTA - ROBERT L TAYLOR COMMUNITY CENTER□		1	13	93%	14
PT&J REHAB - VILLAGE OF ROYAL PALM BEACH		12	2	14%	14
SEBRING PEDIATRICS LLC			14	100%	14
STEWART MELBOURNE HOSPITAL, INC	1		13	93%	14
LPG PRIMARY CARE AT MATTHEW DRIVE		14			14
ARNOT OGDEN MEDICAL CENTER LABORATORY		14			14
HAVEN HOSPICE IN CHIEFLAND		9	5	36%	14
MINUTECLINIC DIAGNOSTIC OF VIRGINIA, LLC #1416		13	1	7%	14
RIVERSIDE COTTAGES AT THE SHORES, LLC			14	100%	14
Terrace of Jacksonville			14	100%	14
NORTHWESTERN MEMORIAL HOSPITAL			14	100%	14
ACCESS HOME HEALTH OF FLORIDA LLC		14			14
FIRST CHOICE PEDIATRICS WINTER SPRINGS		12	2	14%	14
MONTEFIORE MEDICAL CENTER LABORATORIES - WEILER		10	4	29%	14
EPIPHANY HEALTH		8	6	43%	14
GRADY HEALTH SYSTEM		14			14
BROOKLYN HOSPITAL CENTER DOWNTOWN CAMPUS		14			14
INTEGRATED FAMILY MEDICAL CENTER			14	100%	14
GADSDEN REGIONAL MEDICAL CENTER		14			14
PREMIUM HEALTH CARE			14	100%	14
MC DIAGNOSTIC OF CONNECTICUT, PC #1960		14			14
BERGEN NEW BRIDGE M		13	1	7%	14
CVS NY491POCT JACKSON HEIGHTS		14			14
CVS MINUTE CLINIC, LLC		12	2	14%	14
TALLAHASSEE PRIMARY CARE ASSOCIATES PA		12	2	14%	14
NIGHT OWL PEDIATRICS URGENT CARE			14	100%	14
POLK CHD BARTOW		13	1	7%	14
ALASKA PUBLIC HEALTH LAB		1	13	93%	14
OPIS ISLAND LAKE CENTER		13	1	7%	14
MINUTECLINIC INCORPORATE, LLC		11	3	21%	14
GUIDEWELL EMERGENCY MEDICINE DOCTORS LLC #33		8	6	43%	14
CARENOW URGENT CARE-WEST END		9	5	36%	14
METHODIST MEDICAL CENTER		10	3	23%	13
CVS MINUTE CLINIC DIAGNOSTIC OF TEXAS, LLC		10	3	23%	13
MINUTECLINIC DIAGNOSTIC OF TN, PC 6438		11	2	15%	13
RIVERSIDE MEDICAL GROUP		12	1	8%	13
Hackensack Umc Mountainside		12	1	8%	13
MONTEFIORE NYACK HOSPITAL AFFILIATED LABORATORY		12	1	8%	13
BARRANCO CLINIC,THE	3	9	1	8%	13
URGENT MEDICAL CENTER INC		5	8	62%	13
BRONSON FIRE DEPARTMENT		13			13

COVID-19: testing by laboratory

Data through Apr 3, 2021 verified as of Apr 4, 2021 at 09:25 AM

Data in this report are provisional and subject to change.

The numbers in the table below represent the number of Florida and non-Florida residents for whom test results were received by the Department of Health. A person can be tested by more than one laboratory and can have both positive and negative results. **Therefore, the sum of the numbers in each column will be larger than the total number of people tested.**

Reporting lab	Inconclusive	Negative	Positive	Percent positive	Total
INFEXIONSHIELD INC.		13			13
MINUTECLINIC DIAGNOSTIC OF RHODE ISLAND		10	3	23%	13
ORCHID COVE		3	10	77%	13
PHELPS HOSPITAL LABORATORY		11	2	15%	13
AVENTURA HOSPITAL AND MEDICAL CENTER			13	100%	13
LAKELAND REGIONAL HEALTH GRASSLANDS		12	1	8%	13
VALDOSTA FAMILY MEDICINE		1	12	92%	13
EMORY CRAWFORD LONG HOSPITAL LABORATOR		12	1	8%	13
COVANCE CENTRAL LABORATORY			13	100%	13
ROCKLEDGE		3	10	77%	13
VRL EUROFINs - HAWAII		13			13
CVS MINUTE CLINIC DIAGNOSTIC PA		10	3	23%	13
MINUTECLINIC, LLC, DBA MINUTECLINIC #6		13			13
IN-OFFICE LAB		12	1	8%	13
WORLD WRESTLING ENTERTAINMENT			13	100%	13
FLORIDA STATE HOSPITAL			13	100%	13
HAWTHORNE INN OF LAKELAND		13			13
SHELBY COUNTY HEALTH CARE CORPORATION		10	3	23%	13
BROOKDALE DELAND			13	100%	13
LIFELINK TISSUE BANK D/B/A LIFELINK TISSUE BANK		12	1	8%	13
DELIVER MY MEDS CORP		13			13
MAINSTREET FAMILY SELECT		1	12	92%	13
AVALON MEDICAL WALK IN CLINIC			13	100%	13
NATIONAL GENETICS INST LABCORP		4	9	69%	13
LIFE'S SPECIAL MOMENTS INC		13			13
SOUTHEAST FAMILY HEALTHCARE CENTER			13	100%	13
DYNAMIC DNA LAB		1	12	92%	13
ORMOND MEDICAL ARTS		3	10	77%	13
CROSS CARE CENTER			13	100%	13
DEVEREUX FLORIDA CHILDRENS CENTER			13	100%	13
CLINICAL LABORATORY SERVICES			13	100%	13
PARKWEST MEDICAL CENTER		11	2	15%	13
BELLEVUE HOSPITAL CENTER DEPARTMENT		13			13
EFFINGER HEALTH, PA		13			13
MINUTECLINIC DIAGNOSTIC OF SC, LLC #2		12	1	8%	13
HARBOR CHASE OF JACKSONVILLE			13	100%	13
JOHNS HOPKINS MEDICAL LABORATORIES		1	12	92%	13
PROHEALTH CARE ASSOCIATES MOBILE		10	3	23%	13
HORIZON MEDICAL GROUP		11	2	15%	13
VILLA OF KINGS AND QUEENS OF DELRAY		13			13
ESCAMBIA COMMUNITY CLINIC		2	11	85%	13
MED TECH SERVICES OF PALM BEACH INC		13			13
THE PLAZA AT PARKSQUARE		13			13
CULINARY INSTITUTE OF AMERICA STUDENT	3	10			13
Sunnyside Care Center		13			13
STATEN ISLAND UNIVERSITY HOSPITAL SEGUINE AVE		12	1	8%	13
GLENBROOKE AT PALM BAY			13	100%	13

COVID-19: testing by laboratory

Data through Apr 3, 2021 verified as of Apr 4, 2021 at 09:25 AM

Data in this report are provisional and subject to change.

The numbers in the table below represent the number of Florida and non-Florida residents for whom test results were received by the Department of Health. A person can be tested by more than one laboratory and can have both positive and negative results. **Therefore, the sum of the numbers in each column will be larger than the total number of people tested.**

Reporting lab	Inconclusive	Negative	Positive	Percent positive	Total
CVS MINUTE CLINIC DIAGNOSTIC MED GRP OF CA		13			13
CVS NC187POCT CHARLOTTE		12	1	8%	13
MINUTE CLINIC LLC #2775		12	1	8%	13
EAR NOSE AND THROAT ASSOCIATES OF MANATEE, P.A.		10	3	23%	13
RED MOUNTAIN DIAGNOSTICS		13			13
BAPTIST PRIMARY CARE PONTE VEDRA		7	6	46%	13
CORAL LANDING ASSISTED LIVING		11	2	15%	13
IREPERTOIRE_MOL_LAB		12			12
MC DIAGNOSTIC OF CONNECTICUT, PC # 257		11	1	8%	12
TMH PHYSICIAN PARTNERS - MONTICELLO		10	2	17%	12
AU MEDICAL CENTER, INC	1	9	2	17%	12
J AND J VISTAKON EMPLOYEE HEALTH CENTER		11	1	8%	12
VILLA HEALTH NH LLC		10	2	17%	12
ST PETER'S UNIVERSITY HOSPITAL		9	3	25%	12
BRITO MEDICAL CENTER		10	2	17%	12
SUWANNEE COUNTY JAIL		11	1	8%	12
GAMMA DIAGNOSTIC LAB LLC			12	100%	12
CVS MINUTE CLINIC DIAGNOSTIC OF VIRGINIA		12			12
MI2297090CV HOLLAND-23D2189684		12			12
WELLMED AT PORT ST LUCIE WEST		8	4	33%	12
MC DIAGNOSTIC OF CONNECTICUT PC #459		12			12
COLLIER COUNTY HEALTH DEPT.		7	5	42%	12
MINUTECLINIC DIAGNOSTIC OF ILLINOIS LL		10	2	17%	12
BAPTIST HEALTH			12	100%	12
SOMA MEDICAL CENTER, P.A.			12	100%	12
CARLOS PORTU MD, PLLC			12	100%	12
CVS TN5601POCT LENOIR CITY		10	2	17%	12
MEDI-DRUG INC		11	1	8%	12
FHCP-PORT ORANGE		3	9	75%	12
CVS MINUTE CLINIC DIAGNOSTIC OF TN #3293		11	1	8%	12
GLEN OAKS HEALTH AND REHABILITATION CENTER			12	100%	12
SUMMIT ATLANTIC SURGERY CENTER		12			12
CVS NC2357POCT HUNTERSVILLE		10	2	17%	12
MERIDIAN AT WATERWAYS, THE		10	2	17%	12
MEDLABS DIAGNOSTICS		10	2	17%	12
CARDIOTHORACIC SURGERY OF HYDE PARK			12	100%	12
CARENOW URGENT CARE-DONELSON		9	3	25%	12
GENESIS		8	4	33%	12
ACADIAN DIAGNOSTIC LABORATORIES		8	4	33%	12
THE POTTER'S HOUSE AT CANNON POINT		12			12
SONORA QUEST LABORATORIES			12	100%	12
MHHS All Lab Subsection		12			12
VIGILINT HEALTHCARE		10	2	17%	12
VERITAS RESEARCH CORP			12	100%	12
WANTAGH URGENT CARE		9	3	25%	12
VENICE URGENT CARE – GULF COAST			12	100%	12
CARROLL GARDENS URGENT CARE		12			12

COVID-19: testing by laboratory

Data through Apr 3, 2021 verified as of Apr 4, 2021 at 09:25 AM

Data in this report are provisional and subject to change.

The numbers in the table below represent the number of Florida and non-Florida residents for whom test results were received by the Department of Health. A person can be tested by more than one laboratory and can have both positive and negative results. **Therefore, the sum of the numbers in each column will be larger than the total number of people tested.**

Reporting lab	Inconclusive	Negative	Positive	Percent positive	Total
MEDEXPRESS URGENT CARE CHARLESTON		8	4	33%	12
PANCARE HEALTH - WEWA ELEMENTARY			12	100%	12
RICHMOND UNIVERSITY MEDICAL CENTER		10	2	17%	12
IGENEX INC		12			12
BAYONET POINT HOSPITAL			12	100%	12
APPLE DIAGNOSTICS LAB		5	7	58%	12
GULF COAST MEDICAL GROUP		5	7	58%	12
MEDEXPRESS URGENT CARE - CHRISTIANBURG		8	4	33%	12
ADVENTHEALTH MEDICAL GROUP CARE CLINIC AT		8	4	33%	12
ST MARYS MEDICAL CENTER			12	100%	12
NAPLES GREEN VILLAGE		12			12
BROOKDALE CITRUS			12	100%	12
RUSSELL MEDICAL CENTER		11	1	8%	12
AEGIS MEDICAL GROUP, LLC		12			12
SENIOR HOME CARE INC		12			12
HAVEN HOSPICE			12	100%	12
PROMUS DIAGNOSTICS, LLC			12	100%	12
TGH URGENT CARE - WESLEY CHAPEL			12	100%	12
SAMARITAN MEDICAL CENTER		12			12
LIFE CARE OF PORT SAINT LUCIE		3	9	75%	12
MINUTECLINIC, LLC #1492		12			12
LEON CHD		12			12
WOODLAND TOWERS		6	6	50%	12
NEW YORK PRESBYTERIAN - LOWER MANHATTAN		12			12
MINUTE CLINIC DIAGNOSTIC OF SC, LLC #42		11	1	8%	12
MEDEXPRESS URGENT CARE-ALTOONA		10	2	17%	12
Lady Lake Specialty Care			12	100%	12
MINUTECLINIC DIAGNOSTIC OF NORTH CAROLINA, PC		11	1	8%	12
LAB UNKNOWN		1	11	92%	12
MIRACLE ALF INC		12			12
MEDEXPRESS URGENT CARE - MONROE		12			12
CITY OF LAKE MARY EMPLOYEE HEALTH CENTER		10	2	17%	12
GEORGE W FERGUSON MD-CONCIERGE MEDICAL SERVICES PL		11	1	8%	12
FLORIDA DEPARTMENT OF HEALTH WASHINGTON COUNTY		7	5	42%	12
DAVID LAWRENCE CENTER INC		10	2	17%	12
CITY OF WEST PALM BEACH EMPLOYEE & FAMILY HEALTH		12			12
FAMILY MEDICINE AT LONGWOOD			12	100%	12
CENTRAL FLORIDA HEALTH SERVICES		9	3	25%	12
FAMILY MEDICINE AT HUNTERS CREEK		12			12
MERCY MEDICAL CENTER		5	7	58%	12
OHIO STATE UNIVERSITY MEDICAL CENTER			12	100%	12
DEPARTMENT OF PUBLIC HEALTH		12			12
CVS PHARMACY			12	100%	12
CARE FAST MURABELLA		7	5	42%	12
VIBRANT AMERICA		10	2	17%	12
BROWARD DIALYSIS			12	100%	12
FLORIDA DEPT OF HEALTH		4	8	67%	12

COVID-19: testing by laboratory

Data through Apr 3, 2021 verified as of Apr 4, 2021 at 09:25 AM

Data in this report are provisional and subject to change.

The numbers in the table below represent the number of Florida and non-Florida residents for whom test results were received by the Department of Health. A person can be tested by more than one laboratory and can have both positive and negative results. **Therefore, the sum of the numbers in each column will be larger than the total number of people tested.**

Reporting lab	Inconclusive	Negative	Positive	Percent positive	Total
URGENT TEAM MANAGEMENT OF TENNESSEE		10	2	17%	12
ORLANDO FAMILY MEDICAL INC		11			11
SEMORAN FAMILY HEALTH LLC		10	1	9%	11
TROPICANA		5	6	55%	11
LAKE CO SCHOOLS EMPLOYEE HEALTH & WELLNESS CENTER	1	7	3	27%	11
TINA'S ASSISTED LIVING FACILITY CORP		11			11
MINUTECLINIC, LLC, DBA MINUTECLINIC #2		9	2	18%	11
MEDEXPRESS URGENT CARE - BENTON HARBOR		11			11
PRIMECARE ACQUISITION FAMILY PRACTICE INC		11			11
CREATIVE TESTING SOLUTIONS		4	7	64%	11
APPALACHIAN REGIONAL HEALTHCARE SYSTEM		10	1	9%	11
GRACE COMMUNITY PHARMACY		1	10	91%	11
TELEVISIT PALM BAY FAMILY PRACTICE		9	2	18%	11
JOHN W NORRIS III MD PA	1		10	91%	11
MEYER PEDIATRICS CHTD		11			11
BIOTECH CLINICAL LABORATORIES, INC.		1	10	91%	11
WELLMED AT SOUTH PARSONS		9	2	18%	11
MINUTECLINIC DIAGNOSTIC OF MAINE, LLC		9	2	18%	11
CVS MINUTE CLINIC DIAGNOSTIC OF TEXAS,LLC		9	2	18%	11
MINUTECLINIC DIAGNOSTIC OF OKLAHOMA		9	2	18%	11
BOCA RATON REGIONAL HOSPITAL LAB			11	100%	11
DYNAMIC HEALTH CENTERS INC		7	4	36%	11
PEPIN ACADEMIES-PASCO		11			11
ASSOCIATES IN MEDICINE		7	4	36%	11
CARINGTON MANOR		11			11
AIM LABORATORIES			11	100%	11
NORTH OKALOOSA PHYSICIAN GROUP		10	1	9%	11
CVS MINUTE CLINIC DIAGNOSTIC PA #3060		9	2	18%	11
CAN COMMUNITY HEALTH, INC		10	1	9%	11
GENOPTIX MEDICAL LABORATORY		10	1	9%	11
NIGHT LITE PEDIATRICS CENTER, LLC		1	10	91%	11
MINUTECLINIC DIAGNOSTIC OF NEW MEXICO		11			11
ATMORE NURSING CENTER		10	1	9%	11
ACCENTCARE		11			11
HNL LAB MEDICINE		8	3	27%	11
PHYSICIANS REGIONAL MEDICAL CTR - COLLIER BLVD			11	100%	11
PRIME MEDICAL CARE, LLC		11			11
ST JOSEPH WOMENS HOSPITAL			11	100%	11
UMHC/SYLVESTER AT KENDALL		1	10	91%	11
CARENOW URGENT CARE-HERMITAGE		7	4	36%	11
ASSOCIATES MD CYPRESS CREEK			11	100%	11
SUNCOAST COMMUNITY HEALTH CENTERS INC		2	9	82%	11
PALM BEACH PATHOLOGY		9	2	18%	11
CLEVELAND TENNESSEE HOSPITAL COMPANY		10	1	9%	11
PINELLAS COUNTY HEALTH DEPARTMENT		2	9	82%	11
THE TERRACE OF SAINT CLOUD		9	2	18%	11
CROSSROADS URGENT CARE, PLLC		11			11

COVID-19: testing by laboratory

Data through Apr 3, 2021 verified as of Apr 4, 2021 at 09:25 AM

Data in this report are provisional and subject to change.

The numbers in the table below represent the number of Florida and non-Florida residents for whom test results were received by the Department of Health. A person can be tested by more than one laboratory and can have both positive and negative results. **Therefore, the sum of the numbers in each column will be larger than the total number of people tested.**

Reporting lab	Inconclusive	Negative	Positive	Percent positive	Total
DMH STEINHATCHEE FAMILY MEDICINE		8	3	27%	11
MEDEXPRESS URGENT CARE-LATROBE		10	1	9%	11
45TH 1		11			11
HEALTH NETWORK LABORATORIES		7	4	36%	11
CONSULATE HEALTH CARE OF PENSACOLA			11	100%	11
REDMED CLINIC OF ARLINGTON		10	1	9%	11
MEDEXPRESS URGENT CARE - PANTOPS		10	1	9%	11
AZALEA HEALTH		2	9	82%	11
ELITE HOME HEALTH SERVICES		11			11
St. Annes Nursing Center, St. Annes Residence, Inc.		11			11
MISSOURI DEPARTMENT OF HEALTH AND SENIOR SERVICES			11	100%	11
MINUTE CLINIC OF KANSAS PA		6	5	45%	11
HIRAM COLLEGE HEALTH CENTER (ABBOTT)		11			11
VITAS HEALTH INC		5	6	55%	11
MEDEXPRESS URGENT CARE MONACA		11			11
ADVENTIST HEALTH SYSTEM FLORIDA DEPT OF HEALTH		7	4	36%	11
St Joseph's Hospital & Medical Center		10	1	9%	11
GRAND VILLA OF PALM COAST		11			11
Signature Healthcare of Savannah		11			11
MINUTECLINIC DIAGNOSTIC OF PA, LLC (1036)		9	2	18%	11
ALCOVE ASSISTED LIVING FACILITY		11			11
CVS MINUTE CLINIC DIAGNOSTIC		10	1	9%	11
WATSON HEALTHCARE		8	3	27%	11
ALACHUA			11	100%	11
MOUNT DORA PEDIATRICS		9	2	18%	11
ANYLABTEST NOW		4	7	64%	11
CVS CA9165POCT SAN DIEGO		11			11
WESTPAC LABS INC	1		10	91%	11
MINUTE CLINIC LLC #6765		11			11
MEDICAL CENTER AFFILIATES WEST PALM			11	100%	11
MINUTECLINIC LLC (1435)		10	1	9%	11
Rosewood Healthcare and Rehabilitation Center		5	6	55%	11
CVS HEALTH MINUTE CLINIC		1	10	91%	11
MONROE COUNTY HOSPITAL		8	3	27%	11
MINUTECLINIC, LLC #244		10	1	9%	11
COLLIER HMA PHYSICIAN MANAGEMENT, LLC		2	9	82%	11
ORANGE PARK PEDIATRIC ASSOCIATES		1	10	91%	11
LANE PEDIATRICS PA		1	10	91%	11
BRIDGE DIAGNOSTICS			11	100%	11
MINUTE CLINIC LLC #5706		10	1	9%	11
UNIVERSITY CENTRA CARE		10	1	9%	11
Solaris Healthcare Pensacola			11	100%	11
VIRTUA WEST JERSEY HOSPITAL VOORHEES		9	2	18%	11
ILLINOIS DEPT OF PUBLIC HEALTH LAB - SPRINGFIELD			11	100%	11
WINTER PARK CARE AND REHABILITATION			11	100%	11
LONGWOOD PEDIATRICS LLC			11	100%	11
ST. PETERSBURG PEDIATRICS			11	100%	11

COVID-19: testing by laboratory

Data through Apr 3, 2021 verified as of Apr 4, 2021 at 09:25 AM

Data in this report are provisional and subject to change.

The numbers in the table below represent the number of Florida and non-Florida residents for whom test results were received by the Department of Health. A person can be tested by more than one laboratory and can have both positive and negative results. **Therefore, the sum of the numbers in each column will be larger than the total number of people tested.**

Reporting lab	Inconclusive	Negative	Positive	Percent positive	Total
MINUTECLINIC, LLC #1470		10	1	9%	11
VASCONCELLO COHEN MD PA		9	1	10%	10
TREASURE COAST URGENT & FAMILY CARE			10	100%	10
NOT INDICATED		1	9	90%	10
KEY WEST URGENT CARE, INC		3	7	70%	10
MEDEXPRESS URGENT CARE - BEECH GROVE		9	1	10%	10
HCR MANORCARE		10			10
ENCORE AT BOCA RATON, THE			10	100%	10
MINUTECLINIC, LLC #4682		5	5	50%	10
MEDEX REGIONAL LABORATORIES LLC		1	9	90%	10
MINUTE-CLINIC DIAGNOSTIC OF VIRGINIA, LLC #2003		7	3	30%	10
WALGREENS_COCONUT CREEK		7	3	30%	10
HIGH TOWER ALF LLC		9	1	10%	10
ST LUKES ROOSEVELT LABORATORY		8	2	20%	10
SOMA MEDICAL CENTER PA #4			10	100%	10
BERRYHILL MANOR		10			10
DES PLAINES CLINICAL LAB		3	7	70%	10
CHRISTUS ST VINCENT LABORATORY - ZIA		10			10
NEMOURS CHILDREN'S URGENT			10	100%	10
SAVANNAH MANOR ASSISTED LIVING COMMUNITY			10	100%	10
CVS SC7556POCT WEST COLUMBIA		9	1	10%	10
PALM BEACH CDH - DELRAY BEACH			10	100%	10
MC DIAGNOSTIC OF CONNECTICUT, PC #1966		10			10
BROWARD HEALTH CARE			10	100%	10
KR AT COLLEGE HARBOR		10			10
LAKE BALDWIN CBOC		9	1	10%	10
ALABAMA DEPARTMENT OF PUBLIC HEALTH		1	9	90%	10
CITY OF TALLAHASSEE		10			10
URGENT CARE CENTER AT PINNACLE		4	6	60%	10
MINUTECLINIC DIAGNOSTIC OF TN PC #643		7	3	30%	10
PBC PREMIER FAMILY HEALTH			10	100%	10
ARBORS OF GULF BREEZE, THE		8	2	20%	10
CVS PA6902POCT BRYN MAWR		8	2	20%	10
MAINSTREET FAMILY CARE			10	100%	10
BROOKDALE PANAMA CITY		9	1	10%	10
COMMUNITY HEALTH CENTER		2	8	80%	10
GOOD SAMARITAN MEDICAL CENTER			10	100%	10
MINUTECLINIC DIAGNOSTIC OF NORTH CAROLINA PC #5341		7	3	30%	10
KIDSVILLE PEDIATRICS			10	100%	10
ADVENTHEALTH MEDICAL GROUP PEDIATRIC & ADOLESCENT		9	1	10%	10
MOLECULAR PATHOLOGY LABORATORY			10	100%	10
ORLANDO MEDICAL CENTER PL		1	9	90%	10
MINUTE-CLINIC DIAGNOSTIC OF VIRGINIA, LLC		10			10
MOSOLF PEDIATRICS			10	100%	10
MEDEXPRESS URGENT CARE - SALEM		6	4	40%	10
ACCESS PHARMACY		10			10
ISLAND COAST PEDIATRICS IN-HOUSE LAB		10			10

COVID-19: testing by laboratory

Data through Apr 3, 2021 verified as of Apr 4, 2021 at 09:25 AM

Data in this report are provisional and subject to change.

The numbers in the table below represent the number of Florida and non-Florida residents for whom test results were received by the Department of Health. A person can be tested by more than one laboratory and can have both positive and negative results. **Therefore, the sum of the numbers in each column will be larger than the total number of people tested.**

Reporting lab	Inconclusive	Negative	Positive	Percent positive	Total
ST CLOUD COMPOUNDING PHARMACY & WELLNESS CENTER		9	1	10%	10
BELLE GLADES HEALTH CLINIC			10	100%	10
BETH ISRAEL MEDICAL CENTER LABS		9	1	10%	10
NEW JERSEY DEPARTMENT OF HEALTH COMMUNICABLE DISEASE SERVICE		3	7	70%	10
MINUTE CLINIC LLC # 2033		9	1	10%	10
UF HEALTH		1	9	90%	10
NORTON HEALTHCARE			10	100%	10
CVS PA1671POCT LANCASTER		10			10
NATURE COAST REGIONAL MEDICAL CENTER		1	9	90%	10
EMERGENCY MEDICAL CENTER		4	6	60%	10
CENTRAL JERSEY URGENT CARE OF EATONTOW		9	1	10%	10
VETERNANS ADMINISTRATION			10	100%	10
CARENOW URGENT CARE - EAST NASHVILLE		8	2	20%	10
CVS NC7051POCT WAKE FOREST		10			10
SAMARITAN HOSPITAL LABORATORY		9	1	10%	10
AMERICAN HOUSE FORT MYERS		10			10
RPC@HODGES		2	8	80%	10
BLOOMIN BRANDS WELLNESS CENTER		9	1	10%	10
NEW HAMPSHIRE DEPARTMENT OF HEALTH AND HUMAN SERVICES		3	7	70%	10
MEDEXPRESS URGENT CARE - WINCHESTER GATEWAY		8	2	20%	10
Westchester General Hospital			10	100%	10
LUXOR SCIENTIFIC LLC		1	9	90%	10
CORONA PATHOLOGY		10			10
Maury Regional Hospital		6	4	40%	10
GRAND VILLA OF SARASOTA		9	1	10%	10
FLEMING ISLAND CENTER FOR CLINICAL RESEARCH		10			10
MINUTECLINIC DIAGNOSTIC OF NEW JERSEY,		9	1	10%	10
MINUTECLINIC DIAGNOSTICS OF IND, LLC		10			10
Manor Care of Dunedin		7	3	30%	10
LAKE NONA MEDICAL SERVICES		3	7	70%	10
AFC URGENT CARE - CEDAR GROVE		10			10
CHILDREN'S HEALTHCARE OF ATLANTA/EGLESTON		10			10
MINUTECLINIC DIAGNOSTIC OF MINNESOTA		10			10
SUPERIOR RESIDENCES OF CLERMONT		2	8	80%	10
BEAUMONT LABORATORY			10	100%	10
MEDICAL LABORATORY DIAGNOSTICS			10	100%	10
Avalon Healthcare and Rehabilitation Center			10	100%	10
FG RAPID		9	1	10%	10
NORTHSIDE HOSPITAL FORSYTH		9	1	10%	10
ONEIDA HEALTHCARE CENTER		8	2	20%	10
PHASE2 LABS	2	6	2	20%	10
CVS MINUTE CLINIC DIAG OF IND, LLC #6549		10			10
MINUTECLINIC DIAG OF IND, LLC #6697		10			10
METHODIST HOSPITAL			10	100%	10
MINUTECLINIC, LLC, DBA MINUTECLINIC #6106		8	2	20%	10
MEDEXPRESS URGENT CARE-KATY		7	3	30%	10
SUFFRIDGE DRIVE GROUP HOME		10			10

COVID-19: testing by laboratory

Data through Apr 3, 2021 verified as of Apr 4, 2021 at 09:25 AM

Data in this report are provisional and subject to change.

The numbers in the table below represent the number of Florida and non-Florida residents for whom test results were received by the Department of Health. A person can be tested by more than one laboratory and can have both positive and negative results. **Therefore, the sum of the numbers in each column will be larger than the total number of people tested.**

Reporting lab	Inconclusive	Negative	Positive	Percent positive	Total
OKLAHOMA STATE DEPARTMENT OF HEALTH-PUBLIC HEALTH LABORATORY			10	100%	10
UNIVERSITY HOSPITALS OF CLEVELAND		5	5	50%	10
WALGREEN #6538		10			10
PANCARE HEALTH - VERNON ELEMENTARY			10	100%	10
VENICE GREEN VILLAGE		3	7	70%	10
CVS HEALTH, #2043		10			10
FLORIDA CLINICAL LAB		1	9	90%	10
FAMILY HEALTH CENTER AT PORT ST JOHN		4	6	60%	10
CBC LAB		3	7	70%	10
UNIVERSITY OF MIAMI MILLER SCHOOL OF MEDICINE			10	100%	10
GLADES COUNTY DETENTION CENTER		1	9	90%	10
MEDEXPRESS URGENT CARE PARKERSBURG		8	2	20%	10
PRORENATA LABS		2	8	80%	10
KEY TRAINING CENTER			10	100%	10
PLYMOUTH HARBOR INCORPORATED		9	1	10%	10
VITALANT		1	9	90%	10
TENNESSEE DEPARTMENT OF HEALTH (TDH) - CENTRAL LABORATORY		2	8	80%	10
THE MARY IMOGENE BASSETT HOSPITAL		10			10
STUYVESANT URGENT CARE		9			9
WADSWORTH CENTER - DAVID AXELROD INSTITUTE		8	1	11%	9
OPTUM SILVER LAKES			9	100%	9
BAYFRONT HEALTH ST PETERSBURG		8	1	11%	9
OMNI			9	100%	9
MINUTECLINIC DIAGNOSTIC OF TN, PC 6304		7	2	22%	9
ORLANDO FAMILY PHYSICIANS INC		5	4	44%	9
ROSEMONT GARDENS INC		9			9
NITIN BAWA PROFESSIONAL ASSOCIATES			9	100%	9
LAWRENCE TECHNOLOGICAL UNIVERSITY		9			9
MEDEXPRESS URGENT CARE - FORT WORTH S		8	1	11%	9
CURATIVE		1	8	89%	9
CARENOW URGENT CARE-GREEN HILLS		9			9
SELECT PHYSICIANS ALLIANCE		9			9
CHEMISYS LABORATORIES		1	8	89%	9
UNIVERSITY MEDICAL CENTER		8	1	11%	9
ALBION COLLEGE (ABBOTT)		9			9
WATERFORD AT CREEKSIDE, THE			9	100%	9
MEDEXPRESS ELKINS		9			9
TIFT REGIONAL HEALTH SYSTEM, INC		9			9
NEMOURS CHILDREN'S PRIMARY CARE VERO BEACH			9	100%	9
NIGHT LITE PEDIATRICS CENTER		1	8	89%	9
MOBILE RESPONSE DIAGNOSTICS LLC		8	1	11%	9
MICHIGAN DEPARTMENT OF COMMUNITY HEALTH		1	8	89%	9
WINDSOR OF SAN PABLO, THE		6	3	33%	9
MINUTE CLINIC LLC #1448		8	1	11%	9
ENCOMPASS HOME HEALTH OF THE SOUTHEAST LLC		9			9
SUNCREST OMNI		9			9
CVS CA9715POCT THOUSAND OAKS		9			9

COVID-19: testing by laboratory

Data through Apr 3, 2021 verified as of Apr 4, 2021 at 09:25 AM

Data in this report are provisional and subject to change.

The numbers in the table below represent the number of Florida and non-Florida residents for whom test results were received by the Department of Health. A person can be tested by more than one laboratory and can have both positive and negative results. **Therefore, the sum of the numbers in each column will be larger than the total number of people tested.**

Reporting lab	Inconclusive	Negative	Positive	Percent positive	Total
MEDICANA NURSING AND REHAB CENTER			9	100%	9
ILLINOIS DEPARTMENT OF PUBLIC HEALTH		1	8	89%	9
NASCAR EVENT MANAGEMENT, LLC		9			9
ETHOS LABORATORIES		7	2	22%	9
CHILDREN'S HEALTH CENTER INC.		7	2	22%	9
MINUTECLINIC #8760		9			9
PUTNAM FAMILY CARE INC		3	6	67%	9
MIAMI COMPREHENSIVE MEDICINE GROUP PA		4	5	56%	9
MINUTECLINIC DIAGNOSTIC OF TN PC #240		8	1	11%	9
PATEL MEDICAL VENTURES		8	1	11%	9
CVS PHARMACY NO 274		9			9
JOHNS HOPKINS ALL CHILDRENS			9	100%	9
CVS SC4286POCT EASLEY		3	6	67%	9
UHEALTH UNIVERSITY OF MIAMI			9	100%	9
CLAYMED OF NORTH FLORIDA			9	100%	9
Atlanta VAMC		6	3	33%	9
CVS TX8351POCT BEAUMONT		8	1	11%	9
ST VINCENT'S ST CLAIR		6	3	33%	9
CVS MINUTE CLINIC DIAGNOSTIC OF KANSAS, PA		9			9
MINUTECLINIC DIAGNOSTIC OF NEW JERSEY, LLC # 7069		9			9
MINUTE CLINIC, LLC #4650		8	1	11%	9
CVS MINUTE CLINIC DIAGNOSTIC MED GRP OF SAN		7	2	22%	9
CARENOW URGENT CARE-MT JULIET		8	1	11%	9
BRENNITY AT VERO BEACH, THE			9	100%	9
MINUTECLINIC #2860		6	3	33%	9
MEDEXPRESS URGENT CARE - WASHINGTON		7	2	22%	9
ALLIANCE HEALTH AND REHABILITATION CENTER		9			9
Consulate Health Care of Brandon		7	2	22%	9
UCARE			9	100%	9
ST VINCENT'S CHILTON		7	2	22%	9
EMPLOYEE WELLNESS PA			9	100%	9
ORLANDO HEALTH PHYSICIAN ASSOCIATES		4	5	56%	9
VETERANS AFFAIRS MEDICAL CENTER - OUTPATIENT			9	100%	9
FLORIDA CENTER FOR DERMATOLOGY LABORATORY			9	100%	9
MINUTECLINIC DIAGNOSTIC OF TN PC #242		6	3	33%	9
ANY LAB TEST NOW INC			9	100%	9
GCPM MANUAL MICROBIOLOGY		1	8	89%	9
WINTER PARK INTERNAL MEDICINE MD PA		7	2	22%	9
PALM BAY URGENT CARE PL		1	8	89%	9
ROSECASTLE			9	100%	9
VILLAGE PLACE HEALTH AND REHAB		9			9
HEALTH AND WELLNESS CENTER		1	8	89%	9
THRIF-T DRUGS INC		8	1	11%	9
DIXITKUMAR N MODI MD PA			9	100%	9
SUMTER COUNTY HEALTH DEPARTMENT		4	5	56%	9
ATHENS VETERINARY DIAGNOSTIC LABORATOR		9			9
CVS MINUTE CLINIC, LLC #22		8	1	11%	9

COVID-19: testing by laboratory

Data through Apr 3, 2021 verified as of Apr 4, 2021 at 09:25 AM

Data in this report are provisional and subject to change.

The numbers in the table below represent the number of Florida and non-Florida residents for whom test results were received by the Department of Health. A person can be tested by more than one laboratory and can have both positive and negative results. **Therefore, the sum of the numbers in each column will be larger than the total number of people tested.**

Reporting lab	Inconclusive	Negative	Positive	Percent positive	Total
FLORIDA HOSPITAL WINTER PARK		7	2	22%	9
LOREY ALF		9			9
MEDEXPRESS URGENT CARE - SWANSEA, N ILLINOIS ST		8	1	11%	9
SOUTH FLORIDA ENT ASSOCIATES, INC			9	100%	9
PASSPORT HEALTH			9	100%	9
CVS DC1340POCT WASHINGTON		9			9
ST JOSEPH'S HOSPITAL NORTH LABORATORY			9	100%	9
MINUTECLINIC, LLC, MINUTECLINIC #7637		7	2	22%	9
DOH-TAMPA BRANCH LABORATORY (MLK BLVD)		4	5	56%	9
WESTERN NEW YORK IMMEDIATE MEDICAL CAR		9			9
WINDSOR OF GAINESVILLE		9			9
INSPIRED LIVING AT PALM BAY		7	2	22%	9
Fouraker Hills Rehab and Nursing			9	100%	9
PEDIATRIC HEALTH CARE ALLIANCE			9	100%	9
NORTHWEST FLORIDA COMMUNITY HOSPITAL LABORATORY		8	1	11%	9
BUENA VIDA ESTATES			9	100%	9
QUEENS UNIVERSITY OF CHARLOTTE		9			9
MINUTECLINIC DIAGNOSTIC MED GRP OF CA		8	1	11%	9
NORTHSHORE UNIVERSITY HEALTHSYSTEM EVANSTON HOSPITAL LAB			9	100%	9
CVS CT1123POCT SOUTHURY		9			9
COLLIER BLVD HMA PHYSICIAN MANAGEMENT,, LLC			9	100%	9
MINUTECLINIC DIAGNOSTIC OF TN PC #5671		5	4	44%	9
MC DIAGNOSTIC OF CONNECTICUT, PC #1043		9			9
LAKE NONA MEDICAL SERVICE LLC		9			9
IMMUNOGENOMICS LLC		6	3	33%	9
MINUTECLINIC DIAGNOSTIC OF ILLINOIS		7	2	22%	9
CVS M08590POCT KANSAS CITY		5	4	44%	9
MINUTECLINIC DIAGNOSTIC OF VIRGINIA		9			9
LAKEVIEW HEALTH SYSTEMS			9	100%	9
MINUTE CLINIC LLC #10203		7	2	22%	9
FLORIDA MENTOR		7	2	22%	9
FAMILY PRACTICE OF DAVIE INC			9	100%	9
MAGNOLIA MANOR			9	100%	9
PENSACOLA CLUSTER			9	100%	9
MIDMICHIGAN MEDICAL CENTER			9	100%	9
CVS TX10016POCT PRINCETON		9			9
REMISE OCCUPATIONAL HEALTH SOLUTIONS INC			9	100%	9
PRECISION GENETICS			9	100%	9
CVS NJ617POCT CEDAR GROVE		8	1	11%	9
VISTACARE PHARMACY I		9			9
CIAN DIAGNOSTICS			9	100%	9
MC DIAGNOSTIC OF CONNECTICUT , PC # 3		7	2	22%	9
DOCTORS EXPRESS OF ST PETERSBURG		1	8	89%	9
BEAUMONT EMERGENCY CENTER			9	100%	9
MINUTE CLINIC INCORPORTE		9			9
MEDEXPRESS URGENT CARE - MAPLE DRIVE		8	1	11%	9
WESTCHESTER GENERAL HOSPITAL BLOOD GAS LAB			9	100%	9

COVID-19: testing by laboratory

Data through Apr 3, 2021 verified as of Apr 4, 2021 at 09:25 AM

Data in this report are provisional and subject to change.

The numbers in the table below represent the number of Florida and non-Florida residents for whom test results were received by the Department of Health. A person can be tested by more than one laboratory and can have both positive and negative results. **Therefore, the sum of the numbers in each column will be larger than the total number of people tested.**

Reporting lab	Inconclusive	Negative	Positive	Percent positive	Total
RIVERVIEW REGIONAL MEDICAL CENTER		7	2	22%	9
OUR HOME AT BEACON HILL			9	100%	9
TRUE HEALTH		5	3	38%	8
CONSULATE HEALTH CARE		7	1	13%	8
LAKE CONWAY URGENT CARE LLC		2	6	75%	8
SLOPESIDE LABS AND TESTING, LLC - THE HIDEOUT AT BUTTERMILK MOUNTAIN		8			8
CVS NC5591POCT STATESVILLE		7	1	13%	8
ST. CLOUD PHARMACY AND WELLNESS CENTER		4	4	50%	8
PACIFICA SUNRISE☐			8	100%	8
SEA LEVEL LABS			8	100%	8
NORTHEAST PEDIATRICS			8	100%	8
CVS NC3319POCT CHARLOTTE		6	2	25%	8
MEDEXPRESS URGENT CARE - MIDLOTHIAN		7	1	13%	8
DEPARTMENT OF HEALTH- CITRUS COUNTY		1	7	88%	8
MINUTECLINIC DIAGNOSTIC OF OHIO #7790		6	2	25%	8
NOVADX		2	6	75%	8
WINKLER COURT☐		7	1	13%	8
ALACHUA COUNTY HEALTH DEPARTMENT		1	7	88%	8
FHCP-ORANGE CITY			8	100%	8
ROBERT WOOD JOHNSON HOSPITAL		7	1	13%	8
Florida Clinical Laboratory		1	7	88%	8
OSWEGO HOSPITAL LABORATORY		7	1	13%	8
WALK-IN MEDICAL CARE			8	100%	8
MAGNOLIA PEDIATRICS GROUP LLC			8	100%	8
CVS PA1074POCT KENNETT SQUARE		7	1	13%	8
GENEUS DIAGNOSTICS			8	100%	8
HEALTHY MINORS PEDIATRIC URGENT CARE		7	1	13%	8
BENSONHURST URGENT CARE		8			8
Nashville Central Laboratory		8			8
WHITE SANDS OUTPATIENT SERVICES (WSOP SERVICES LLC		8			8
BENNETT PEDIATRICS		8			8
JOHN T MATHER MEMORIAL HOSPITAL LABORATORY		7	1	13%	8
MEDEXPRESS URGENT CARE - BATTLE CREEK		5	3	38%	8
ADVANCED RESEARCH FOR HEALTH IMPROVEMENT		6	2	25%	8
ORMOND BEACH CENTRA CARE			8	100%	8
INTERVENTIONAL REHABILITATION OF SOUTH FLORIDA			8	100%	8
DOTHAN PEDIATRIC CLINIC			8	100%	8
MINUTECLINIC DIAGNOSTIC OF VIRGINIA, LLC #255		8			8
MINUTECLINIC, LLC #05038		8			8
ALLEGRO - TAMPA	1	4	3	38%	8
BAPTIST OUTPATIENT			8	100%	8
HEALTHPARK MEDICAL CTR NURSING SVC		8			8
VENICE REGIONAL MEDICAL CENTER			8	100%	8
CVS MD1881POCT DUNKIRK		8			8
HOLY NAME MEDICAL CENTER	1	6	1	13%	8
HEWLETT URGENT CARE, PLLC		8			8
EXECUTIVE MEDICAL SERVICES		8			8

COVID-19: testing by laboratory

Data through Apr 3, 2021 verified as of Apr 4, 2021 at 09:25 AM

Data in this report are provisional and subject to change.

The numbers in the table below represent the number of Florida and non-Florida residents for whom test results were received by the Department of Health. A person can be tested by more than one laboratory and can have both positive and negative results. **Therefore, the sum of the numbers in each column will be larger than the total number of people tested.**

Reporting lab	Inconclusive	Negative	Positive	Percent positive	Total
CAPRONA GROUP HOME		2	6	75%	8
CVS RI1717POCT 1 CVS DR			8	100%	8
ORLANDO FAMILY PHYSICIANS			8	100%	8
BIOTECH PHARMACEUTICAL GROUP LLC			8	100%	8
CVS MINUTE CLINIC DIAGNOSTIC OF NEW JERSEY		8			8
FLORIDA KEYS CONCIERGE MEDICINE, LLC		6	2	25%	8
SUNRISE SENIOR LIVING OF JACKSONVILLE			8	100%	8
CITYMD		1	7	88%	8
MEDEXPRESS URGENT CARE - TARENTUM		6	2	25%	8
WILLIAMSBURGH CHAI CARE		7	1	13%	8
DIAGNOSTIC CLINIC		7	1	13%	8
TAPESTRY TALLAHASSEE WALDEN		8			8
NORTHSIDE HOSPITAL ATLANTA		3	5	63%	8
VERMONT DEPARTMENT OF HEALTH		1	7	88%	8
ST CHARLES HOSPITAL LABORATORY		8			8
MINUTECLINIC DIAG OF IND, LLC #2387		7	1	13%	8
CHAPTERS HEALTH HOSPICE		8			8
WELLSTAR COBB HOSPITAL		7	1	13%	8
ST CLOUD PHYSICIAN MANAGMENT LLC		7	1	13%	8
FOUNTAINVIEW BY FIVE STAR QUALITY CARE		7	1	13%	8
LIFE CARE CITRUS COUNTY			8	100%	8
Sunset Lake Health and Rehabilitation Center		8			8
CVS TX7162POCT HOUSTON		8			8
MID-HUDSON VALLEY DIVISION OF WESTCHESTER MEDICAL		8			8
SYNEXUS CLINICAL RESEARCH US INC		2	6	75%	8
THE WOLFF CENTER FOR CHILD & ADOLESCENT HEALTH			8	100%	8
CAYUGA COUNTY HEALTH DEPARTMENT		7	1	13%	8
PBC FOUND CARE INC			8	100%	8
PALM BEACH COUNTY HEALTH DEPARTMENT LABORATORY			8	100%	8
KIDS CARE PEDIATRICS PA			8	100%	8
VA Primary Care Clinic at Meharry		7	1	13%	8
BLOOMING GARDENS OF CARE INC		8			8
MONTEFIORE MEDICAL CENTER LABORATORIES - NORTH		8			8
BLOOMINGDALE PEDIATRIC ASSOCIATES PA			8	100%	8
SOUTHEASTERN PEDIATRIC ASSOCIATES			8	100%	8
VAIL VALLEY MEDICAL CENTER			8	100%	8
MEDEXPRESS URGENT CARE, BUTLER		5	3	38%	8
PUTNAM COUNTY EMERGENCY RESCUE SERVICE		5	3	38%	8
WHEELER LABORATORY		7	1	13%	8
MODMD LABORATORY		8			8
DOH JACKSONVILLE CENTRAL LABORATORY		3	5	63%	8
FHPG_EXP CARE W HILLSBOROUGH			8	100%	8
CARE ATC - CITY OF BOYNTON BEACH	1	2	5	63%	8
JACKSON CLINIC PA,THE		4	4	50%	8
ATLANTIC CONSOLIDATED LABORATORY		8			8
ALL CHILDREN'S HOSPITAL		1	7	88%	8
UNIVERSITY OF WASHINGTON MEDICAL CENTER			8	100%	8

COVID-19: testing by laboratory

Data through Apr 3, 2021 verified as of Apr 4, 2021 at 09:25 AM

Data in this report are provisional and subject to change.

The numbers in the table below represent the number of Florida and non-Florida residents for whom test results were received by the Department of Health. A person can be tested by more than one laboratory and can have both positive and negative results. **Therefore, the sum of the numbers in each column will be larger than the total number of people tested.**

Reporting lab	Inconclusive	Negative	Positive	Percent positive	Total
ARCHBOLD MEMORIAL HOSPITAL/LAB		3	5	63%	8
INTERNAL MEDICINE AND AESTHETICS OF NAPLES LLC		8			8
CVS TN7289POCT SIGNAL MOUNTAIN		8			8
CIGNA ONSITE HEALTH LLC		2	6	75%	8
DOCTOR'S IN-HOUSE LAB/COMMUNITY HEALTH CENTERS OF PINELLAS – CLEARWATE			8	100%	8
MEDEXPRESS URGENT CARE - FAYETTEVILLE		6	2	25%	8
ALLINA HEALTH - ABBOTT NORTHWESTERN HOSPITAL		5	3	38%	8
THOMAS JEFFERSON UNIVERSITY HOSPITAL		4	4	50%	8
JX REF LAB			8	100%	8
CVS CT1109POCT BETHEL		8			8
CVS GA2108POCT NORCROSS		5	3	38%	8
CLEARWATER PEDIATRIC CARE		1	7	88%	8
INTERNAL MEDICINE ASSOCIATES OF JACKSON HOSPITAL			8	100%	8
ST. JOSEPH HOSPITAL AND HEALTH CARE INC.			8	100%	8
FLORIDA HEART AND VASCULAR MULTISPECIALTY GROUP		8			8
SYLVESTER AT PLANTATION LABORATORY		7	1	13%	8
PIEDMONT ATHENS REGIONAL MEDICAL		6	2	25%	8
APEX HOME HEALTH CARE		7	1	13%	8
MINUTE CLINIC DIAGNOSTIC OF MICHIGAN PC		8			8
STPET		6	2	25%	8
GOLDMAN SACHS HEALTH CENTER	1	7			8
WALGREENS #10972	1	7			8
DOMINICAN COLLEGE STUDENT HEALTH CENTE		7	1	13%	8
ELLIS HOSPITAL LABORATORY		7	1	13%	8
JUPITER CLINIC			8	100%	8
SURGOINSVILLE PHARMACY		8			8
LEE MEMORIAL HEALTH SYSTEM D/B/A		6	2	25%	8
WELLMED AT BRANDON REGIONAL		5	3	38%	8
URGENT CARE OF LONGWOOD		1	7	88%	8
WELLSTAR NORTH FULTON HOSPITAL LABORAT		8			8
LOVELACE MEDICAL CENTER		8			8
PALMS WEST HOSPITAL			8	100%	8
MARQUESA MEDICAL		7	1	13%	8
MEDEXPRESS URGENT CARE - CULPEPER		8			8
BARTON PARKER OD PC		8			8
CVS NC7213POCT MATTHEWS		6	2	25%	8
NEOGENOMICS LABORATORIES, INC		8			8
CVS TN2179POCT MURFREESBORO		7	1	13%	8
MEDEXPRESS URGENT CARE - CLARKSBURG		7	1	13%	8
GENE STREET LABORATORIES, LLC		6	2	25%	8
GOLISANO CHILDREN'S HOSPITAL OF SOUTHWEST FLORIDA		6	2	25%	8
IU HEALTH PATHOLOGY		1	7	88%	8
HARBORCHASE OF DR PHILLIPS		7	1	13%	8
NORTH PINELLAS CHILDRENS MEDICAL CENTER INC			8	100%	8
X-GENE MOLECULAR LABS		1	7	88%	8
DOCTOR'S IN HOUSE LAB			8	100%	8
The Grand at Rome Nursing and Rehabilitation		8			8

COVID-19: testing by laboratory

Data through Apr 3, 2021 verified as of Apr 4, 2021 at 09:25 AM

Data in this report are provisional and subject to change.

The numbers in the table below represent the number of Florida and non-Florida residents for whom test results were received by the Department of Health. A person can be tested by more than one laboratory and can have both positive and negative results. **Therefore, the sum of the numbers in each column will be larger than the total number of people tested.**

Reporting lab	Inconclusive	Negative	Positive	Percent positive	Total
LEMOYNE COLLEGE WELLNESS CENTER FOR		8			8
DORAL URGENT CARE			8	100%	8
WELLIGENT		1	7	88%	8
MINUTECLINIC DIAGNOSTIC OF TN PC #386		7	1	13%	8
NORTHSIDE HOSPITAL		2	6	75%	8
HUNTINGTON VILLAGE URGENT CARE		8			8
SOMA MEDICAL CENTER MD PA #7 PEDIATRICS			8	100%	8
CAREPOINT CLINIC		5	3	38%	8
EXPRESS TEST			8	100%	8
MED & CO INVESTMENT LLC		7	1	13%	8
HEALTHMARK REGIONAL HOSPITAL LAB		4	4	50%	8
CVS TX7827POCT ROUND ROCK		8			8
LAB UNKNOWN		6	2	25%	8
MEDEXPRESS URGENT CARE - HOT SPRINGS		7			7
MINUTE CLINIC DIAGNOSTIC OF NORTH CAROLINA		7			7
TREEHOUSE PEDIATRICS		6	1	14%	7
TESTD			7	100%	7
OPTUM PRIMARY CARE - FOUNTAIN OAKS		3	4	57%	7
SOUTHEAST GEORGIA HEALTH SYSTEM, INC D		7			7
MINUTECLINIC, DIAGNOSTIC OF TEXAS, LL		6	1	14%	7
COMPLETE FAMILY CARE, LLC/UNIVERSITY OF SAINT MARY		7			7
LEE COUNTY HEALTH DEPARTMENT		4	3	43%	7
Parkside Villa		7			7
GUIDANCE / CARE CENTER, INC		7			7
MEDEXPRESS URGENT CARE - GLENDALE		7			7
ECLRS		2	5	71%	7
WATAUGA MEDICAL CENTER		4	3	43%	7
NOVANT HEALTH INPATIENT CARE		2	5	71%	7
MEDEXPRESS URGENT CARE-DUBOIS		7			7
LIZS ADULT CARE		7			7
CVS CA9113POCT CHULA VISTA		7			7
MEDEXPRESS URGENT CARE - STAUNTON		3	4	57%	7
CVS MD4371POCT OCEAN CITY		7			7
ST. LUCIE COUNTY HEALTH DEPARTMENT		5	2	29%	7
NYU WINTHROP HOSPITAL PATHOLOGY		7			7
RELIANCE MEDICAL CENTER		5	2	29%	7
CVS TX4397POCT CYPRESS		7			7
PEDIATRICS OF CENTRAL FLORIDA		5	2	29%	7
CLAY PRIMARY & FAMILY CARE LLC			7	100%	7
LAWTON CHILES HEALTH CENTER		1	6	86%	7
EASTERN FLORIDA STATE COLLEGE - PALM BAY CAMPUS□			7	100%	7
MINUTECLINIC MINUTECLINIC #4977		4	3	43%	7
EP LTC PHARMACY		5	2	29%	7
COMPASSION PEDIATRICS		3	4	57%	7
HOLY GARDEN ALF, INC.		7			7
MANATEE PEDIATRICS			7	100%	7
PENN MEDICINE PRINCETON MEDICAL CENTER		6	1	14%	7

COVID-19: testing by laboratory

Data through Apr 3, 2021 verified as of Apr 4, 2021 at 09:25 AM

Data in this report are provisional and subject to change.

The numbers in the table below represent the number of Florida and non-Florida residents for whom test results were received by the Department of Health. A person can be tested by more than one laboratory and can have both positive and negative results. **Therefore, the sum of the numbers in each column will be larger than the total number of people tested.**

Reporting lab	Inconclusive	Negative	Positive	Percent positive	Total
ALBANY MEDICAL CENTER		6	1	14%	7
ACCESS CARE MEDICAL GROUP LLC		2	5	71%	7
BETTER AT HOME		7			7
SOUTH COM HEALTH CLINIC, DEPT. OF THE ARMY		7			7
NASSAU UNIVERSITY MEDICAL CENTER DEPT		6	1	14%	7
MINUTECLINIC DIAGNOSTIC OF NEVADA #87		4	3	43%	7
LONGWOOD FAMILY MEDICINE		1	6	86%	7
PANCARE HEALTH - HOSFORD SCHOOL			7	100%	7
BIRMINGHAM VAMC		3	4	57%	7
HEARTLAND PEDIATRICS OF LAKE PLACID			7	100%	7
MINUTE CLINIC DIAGNOSTIC OF VIRGINIA, LLC #1905		7			7
TRUE HEALTH DIAGNOSTICS		1	6	86%	7
SCHOOL OF PHARMACY AND PHARMACEUTICAL		7			7
MINUTECLINIC DIAG OF IND LLC #6998		6	1	14%	7
FHMG_FM AND IM AVALON PARK		2	5	71%	7
NEMOURS CHILDREN'S HOSPITAL			7	100%	7
FLORIDA SCHOOL FOR THE DEAF AND THE BLIND			7	100%	7
Lenox on the Lake			7	100%	7
MINUTECLINIC DIAGNOSTIC OF KANSAS PA		7			7
AVON PARK PEDIATRICS			7	100%	7
Rutgers Health Rwj University Hospital - Laboratory		4	3	43%	7
SARAH LAWRENCE COLLEGE HEALTH SERVICES		7			7
MAXHEALTH		5	2	29%	7
SARASOTA MEDICAL CENTER			7	100%	7
WEXFORD HEALTH SOURCES INC		7			7
KENDALL REGIONAL MEDICAL CNTR			7	100%	7
WILDLIGHT LAB			7	100%	7
DELAWARE DEPARTMENT OF HEATH		6	1	14%	7
CVS NM8918POCT ALBUQUERQUE		7			7
MEDEXPRESS URGENT CARE-PETERS TWP		6	1	14%	7
SUPREME LABORATORY			7	100%	7
CHIEFLAND MEDICAL CENTER		1	6	86%	7
QUE		4	3	43%	7
MINUTECLINIC, LLC #1796		6	1	14%	7
DEPT OF VA MEDICAL CENTER - RICHMOND		6	1	14%	7
EL PARAISO HOME INC		7			7
CARENOW URGENT CARE-SOUTHLAKE			7	100%	7
BROOKDALE LAKE ORIENTA			7	100%	7
MINUTE CLINIC LLC #4017		7			7
ADVENT HEALTH APOPKA		3	4	57%	7
MINUTECLINIC MINUTECLINIC #8505		5	2	29%	7
CVS NY549POCT RIDGEWOOD		4	3	43%	7
GENOTOX LABORATORIES		5	2	29%	7
FLORIDA DIGESTIVE AND LIVER SPECIALIST		7			7
JUPITER ISLAND PUBLIC SAFETY		5	2	29%	7
ENTRUST IMMEDIATE CARE			7	100%	7
MIAMI BEACH COMMUNITY HEALTH CENTER INC			7	100%	7

COVID-19: testing by laboratory

Data through Apr 3, 2021 verified as of Apr 4, 2021 at 09:25 AM

Data in this report are provisional and subject to change.

The numbers in the table below represent the number of Florida and non-Florida residents for whom test results were received by the Department of Health. A person can be tested by more than one laboratory and can have both positive and negative results. **Therefore, the sum of the numbers in each column will be larger than the total number of people tested.**

Reporting lab	Inconclusive	Negative	Positive	Percent positive	Total
GILCHRIST COUNTY FIRE DEPARTMENT		4	3	43%	7
BOCA BIOLISTICS LLC			7	100%	7
FAMILY MEDICINE MEDICAL DRIVE		7			7
NORTH FLORIDA MEDICAL CENTERS INC		1	6	86%	7
BALTIMORE CITY HEALTH DEPT COMMUNICABLE DISEASES AND EPIDEMIOLOGY			7	100%	7
QHG OF ENTERPRISE INC (DBA MEDICAL CTR		7			7
CARENOW URGENT CARE-MADISON		7			7
CVS MO8556POCT KANSAS CITY		6	1	14%	7
MINUTECLINIC, LLC #03268		6	1	14%	7
KANSAS DEPARTMENT OF HEALTH		2	5	71%	7
HEALTH CARE LABORATORY SERVICES		1	6	86%	7
BIOREFERENCE LABORATORIES		1	6	86%	7
Ocoee Health Care Center		7			7
NELSON BIOLOGICAL			7	100%	7
CVS GA2147POCT KENNESAW		5	2	29%	7
ACM MEDICAL LABORATORY ALLIANCE		5	2	29%	7
MINUTECLINIC DIAGNOSTIC OF GEORGIA, LL		5	2	29%	7
MEDEXPRESS URGENT CARE MORGANTOWN		7			7
BRADENTON PHYSICIANS MEDICAL CENTER			7	100%	7
WYOMING COUNTY COMMUNITY HOSPITAL LABORATORY		7			7
NORTHDAL REHABILITATION CENTER			7	100%	7
KINDRED_AIMS		7			7
PALM GARDEN OF SUN CITY			7	100%	7
FLORIDA CANCER SPECIALISTS & RESEARCH INSTITUTE		6	1	14%	7
HARMONIOUS HOME HEALTH, LLC		7			7
MEDEXPRESS URGENT CARE - STATE COLLEGE		5	2	29%	7
ST JOSEPHS HOSP OF ATLANTA/CLINIC LAB		6	1	14%	7
MEDEXPRESS URGENT CARE, JOHNSTOWN		6	1	14%	7
PEDIATRICS URGENT CARE, LLC			7	100%	7
CVS GA7064POCT STOCKBRIDGE		7			7
MINUTE CLINIC DIAGNOSTIC OF PENNSYLVANIA		7			7
NORTHEAST ALABAMA REGIONAL MEDICAL CENTER		4	3	43%	7
CVS NC7057POCT SHELBY		5	2	29%	7
CVS OH2543POCT CANFIELD		5	2	29%	7
MINUTECLINIC DIAGNOSTIC OF OHIO #3407		6	1	14%	7
VICTORIAN MANOR		2	5	71%	7
NORTHERN DUTCHESS HOSPITAL LABORATORY		5	2	29%	7
FLORIDA HOSPITAL APOPKA		6	1	14%	7
CARESOUTH HHA HOLDINGS OF TALLAHASSEE LLC		7			7
FLORIDA HOSPITAL KISSIMMEE		4	3	43%	7
GULF COAST PEDIATRICS OF SARASOTA PA		1	6	86%	7
GLEN FALLS HOSPITAL DEPARTMENT OF PATHOLOGY		6	1	14%	7
MEDEXPRESS URGENT CARE - MT LEBANON		5	2	29%	7
PARTNERS PHARMACY OF FLORIDA LLC		7			7
EMBRY-RIDDLE AERONAUTICAL UNIVERSITY HEALTH			7	100%	7
IRL MARKET LAB			7	100%	7
PERSONAL PHYSICIAN CARE PA			7	100%	7

COVID-19: testing by laboratory

Data through Apr 3, 2021 verified as of Apr 4, 2021 at 09:25 AM

Data in this report are provisional and subject to change.

The numbers in the table below represent the number of Florida and non-Florida residents for whom test results were received by the Department of Health. A person can be tested by more than one laboratory and can have both positive and negative results. **Therefore, the sum of the numbers in each column will be larger than the total number of people tested.**

Reporting lab	Inconclusive	Negative	Positive	Percent positive	Total
GRACE WELLNESS CENTER LLC		6	1	14%	7
PENINSULA CARE AND REHABILITATION CENTER			7	100%	7
MEDEXPRESS URGENT CARE-NESHANNOCK TWP		6	1	14%	7
MINUTECLINIC DIAGNOSTIC OF NORTH CAROLINA PC #7054		5	2	29%	7
FIRST PHYSICIANS GROUP - LORRAINE CORNERS		7			7
GALLUP INDIAN MEDICAL CENTER		7			7
LEPE'S HOUSE			7	100%	7
DOTHAN WEST FAMILY MEDICINE		5	2	29%	7
DALLAS COUNTY HEALTH AND HUMAN SERVICES			7	100%	7
CVS NV9841POCT RENO		4	3	43%	7
CVS OH3301POCT WOODMERE		7			7
SUPERIOR RESIDENCES AT CALA HILLS		7			7
NTD EUROFINs ATLANTA		7			7
OCALA FAMILY MEDICAL CENTER		7			7
DR. PHILLIPS MEDICAL WELLNESS CENTER		4	3	43%	7
MINUTE-CLINIC DIAGNOSTIC OF VIRGINIA, LLC #794		6	1	14%	7
LAKE PEDIATRICS			7	100%	7
ABBNEY MANOR RETIREMENT RESIDENCE INC		7			7
GENTRY PARK ORLANDO ASSISTED LIVING		6	1	14%	7
FRESENIUS KIDNEY CARE FORT WALTON BEACH			7	100%	7
CVS PHARMACY #8800		5	2	29%	7
CVS OH3458POCT BEAVERCREEK		7			7
DOCTOR'S IN-HOUSE LAB/COMMUNITY HEALTH CENTERS OF PINELLAS -PINELLAS P			7	100%	7
RIVER OAKS TREATMENT CENTER			7	100%	7
MONROE COUNTY FIRE RESCUE		6	1	14%	7
Thermopolis Rehabilitation Wellness		7			7
YAZJI PEDIATRIC CARE LLC DBA TUKA PEDIATRICS			7	100%	7
KEYSTONE PLACE AT NAPLES PRESERVE		4	3	43%	7
MERCY HEALTH—MUSKEGON		6	1	14%	7
MINUTECLINIC, LLC #03965		7			7
CVS MINUTE CLINIC DIAG OF IND LLC #5206		6	1	14%	7
Baptist Village Retirement Communities		7			7
LYNMOORE,THE		7			7
RANDOLPH DIABETES AND WELLNESS		6	1	14%	7
COMMUNITY MEDICAL AND DENTAL CARE INC		7			7
MINUTECLINIC DIAG OF IND LLC #8651		6	1	14%	7
DOCTORS CLINICAL LABORATORY, INC		5	2	29%	7
LONG ISLAND JEWISH FOREST HILLS HOSPITAL		7			7
CRESTWOOD MEDICAL CENTER		5	2	29%	7
PROVIDENCE LABORATORY SERVICES		7			7
Northwell Lab		2	4	67%	6
THE CLINIC PREMISE HEALTH			6	100%	6
OCALA REGIONAL KIDNEY CENTER EAST		2	4	67%	6
FLORIDA DEPARTMENT OF HEALTH IN MIAMI DADE COUNTY		5	1	17%	6
PATHGROUP LABS, LLC		4	2	33%	6
CVS PA1296POCT DREXEL HILL		4	2	33%	6
CVS NJ2815POCT E BRUNSWICK		4	2	33%	6

COVID-19: testing by laboratory

Data through Apr 3, 2021 verified as of Apr 4, 2021 at 09:25 AM

Data in this report are provisional and subject to change.

The numbers in the table below represent the number of Florida and non-Florida residents for whom test results were received by the Department of Health. A person can be tested by more than one laboratory and can have both positive and negative results. **Therefore, the sum of the numbers in each column will be larger than the total number of people tested.**

Reporting lab	Inconclusive	Negative	Positive	Percent positive	Total
LOS ALAMOS NATIONAL LABORATORY		6			6
CVS MI8049POCT WATERFORD		5	1	17%	6
JERSEY SHORE MEDICAL CENTER		6			6
MOULTRIE CREEK NURSING AND REHAB			6	100%	6
MINUTECLINIC DIAGNOSTIC OF RHODE ISLAN		6			6
CLINICAL CARE ASSOCIATES			6	100%	6
COMPUNET CLINICAL LAB			6	100%	6
RIVER CITY PRIMARY AND URGENT CARE			6	100%	6
GENESIS FAMILY PRACTICE		3	3	50%	6
HOLLY HILL HOME INFUSION SERVICE		5	1	17%	6
CDRX INFUSION			6	100%	6
AMERICAN HEALTH ASSOC. LABORATORY SOUTH		4	2	33%	6
EXPICARE NURSING AGENCY, INC		5	1	17%	6
MINUTE CLINIC #8979		6			6
TIMBER CREEK PEDIATRICS		6			6
SAINT PETER'S UNIVERSITY HOSPITAL		6			6
GENTLE MEDICINE ASSOCIATES / DR. REGINE BATAILLE		6			6
MEDEXPRESS URGENT CARE SHADYSIDE		5	1	17%	6
CENTRAL FLORIDA PRIMARY CARE			6	100%	6
CVS PA5241POCT CHALFONT		6			6
URGENT TEAM - MUSCLE SHOALS		6			6
MEDICAL CENTER AT OCEAN REEF		1	5	83%	6
MINUTE CLINIC DIAG OF IND LLC #8674		6			6
CALIFORNIA DEPARTMENT OF PUBLIC HEALTH		1	5	83%	6
PALM HARBOR DERMATOLOGY		4	2	33%	6
WIREGRASS MEDICAL CENTER			6	100%	6
SCOTTS PHARMACY		5	1	17%	6
CVS IL8747POCT CHICAGO		6			6
LPG COCONUT POINT - FAMILY/ INTERNAL MEDICINE		6			6
MEDEXPRESS URGENT CARE-MUNCIE		6			6
CVS NJ836POCT RUNNEMEDE		6			6
BAYSHORE POINTE NURSING AND REHAB CENTER			6	100%	6
HERNANDO PASCO HOSPICE INC		5	1	17%	6
MINUTECLINIC DIAGNOSTIC OF KENTUCKY		6			6
PROHEALTH MED		1	5	83%	6
PHYSICIANS URGENT CARE BERRY FARMS		4	2	33%	6
MINUTECLINIC LLC #5041		2	4	67%	6
TULLAHOMA HMA, LLC		5	1	17%	6
MINUTECLINIC DIAGNOSTIC OF SC, LLC #7		4	2	33%	6
MIAMI RESCUE MISSION CLINIC INC			6	100%	6
SANDGATE GARDENS REHAB & NURSING CENTER		3	3	50%	6
HUNTERS CREEK PEDIATRICS		6			6
PALMETTO HEALTH ALLIANCE		3	3	50%	6
IVY ROSEN MD PLLC		6			6
CVS MD2956POCT NEW MARKET		5	1	17%	6
MINUTE CLINIC DIAGNOSTIC OF VIRGINIA, LLC #7543		6			6
CHILDREN'S HOSPITAL OF PHILADELPHIA		5	1	17%	6

COVID-19: testing by laboratory

Data through Apr 3, 2021 verified as of Apr 4, 2021 at 09:25 AM

Data in this report are provisional and subject to change.

The numbers in the table below represent the number of Florida and non-Florida residents for whom test results were received by the Department of Health. A person can be tested by more than one laboratory and can have both positive and negative results. **Therefore, the sum of the numbers in each column will be larger than the total number of people tested.**

Reporting lab	Inconclusive	Negative	Positive	Percent positive	Total
MEDEXPRESS URGENT CARE - HUNTINGTON WE		6			6
MINUTECLINIC #788		6			6
MINUTECLINIC MINUTECLINIC #921		6			6
BETH ISRAEL DEACONESS MEDICAL CENTER			6	100%	6
MINUTE CLINIC LLC #0169		4	2	33%	6
ARLINGTON OF NAPLES		6			6
CVS MA6505POCT NEWTON		6			6
TERRACINA LLC		1	5	83%	6
MEDEXPRESS URGENT CARE - HOLLINS		6			6
PR HEALTH		1	5	83%	6
CVS TX1104POCT ALLEN		6			6
FLORIDA DEPARTMENT OF HEALTH IN SARASOTA COUNTY		5	1	17%	6
MAXCARE CLINIC			6	100%	6
ADVENTHEALTH MEDICAL GROUP INTERNAL MEDICINE AT		2	4	67%	6
MARSHALL MEDICAL CENTER SOUTH LAB		5	1	17%	6
ADVENTHEALTH CELEBRATION EMPLOYEE CLINIC		6			6
CAMELLIA AT DEERWOOD		2	4	67%	6
CAPITAL HEALTH PLAN LABORATORIES			6	100%	6
Centrastate Medical Center		5	1	17%	6
FAMILY TREE PRIMARY CARE		5	1	17%	6
MINUTECLINIC DIAGNOSTICS OF IND LLC		3	3	50%	6
CVS IN6654POCT INDIANAPOLIS		5	1	17%	6
INTERNAL MEDICINE LIPID AND WELNNESS PRACTICE			6	100%	6
PUBLIC HEALTH LAB		6			6
CVS PA233POCT NEWTOWN SQUARE		6			6
CVS OH3476POCT TIPP CITY		6			6
ATLANTIC COMMUNITY HIGH SCHOOL		5	1	17%	6
AARK LABORATORY		6			6
PRESBYTERIAN HOME		6			6
MINUTECLINIC DIAGNOSTIC OF TN PC #442		4	2	33%	6
FLORIDA DEPARTMENT OF HEALTH SEMINOLE COUNTY		1	5	83%	6
ALLEGRO FLEMING ISLAND		1	5	83%	6
CVS NC6402POCT DAVIDSON		4	2	33%	6
BROWARD TRANSITIONAL CENTER			6	100%	6
TAMIAMI LAB MILLENIUM			6	100%	6
CVS GA3766POCT DACULA		4	2	33%	6
PHYSICIANS FOR CHILDREN			6	100%	6
UT SOUTHWESTERN MEDICAL CENTER			6	100%	6
CVS TX2263POCT SAN ANTONIO		6			6
ASCENSION ST VINCENT'S CLAY COUNTY			6	100%	6
New York Harbor Harbor HCS - Brooklyn Campus		6			6
TERENCE B MITCHELL MD, INC		2	4	67%	6
CVS IN6713POCT BLOOMINGTON		6			6
CVS MINUTE CLINIC DIAGNOSTIC OF TEXAS		5	1	17%	6
COVID RAPID LABS		1	5	83%	6
ST CHARLES BEND LABORATORY		5	1	17%	6
NEMOURS CHILDREN'S URGEN CARE			6	100%	6

COVID-19: testing by laboratory

Data through Apr 3, 2021 verified as of Apr 4, 2021 at 09:25 AM

Data in this report are provisional and subject to change.

The numbers in the table below represent the number of Florida and non-Florida residents for whom test results were received by the Department of Health. A person can be tested by more than one laboratory and can have both positive and negative results. **Therefore, the sum of the numbers in each column will be larger than the total number of people tested.**

Reporting lab	Inconclusive	Negative	Positive	Percent positive	Total
THE PALMS REHABILITATION AND HEALTHCARE CENTER		5	1	17%	6
CVS MA957POCT WEST SPRINGFIELD		6			6
CENTREX CLINICAL LABS INC		6			6
LISTENING DOCTOR PLLC, THE		1	5	83%	6
CARESOUTH HHA HOLDINGS OF THE BAY AREA LLC□		6			6
PLEASANTVILLE OF SEBASTIAN LLC□			6	100%	6
MCR HEALTH LAWTON CHILES ADMINISTRATION STE A		1	5	83%	6
FLEET LANDING			6	100%	6
FLORIDA WOMAN CARE LABORATORY			6	100%	6
LAKEVIEW TERRACE HOME HEALTH SERVICES LLC			6	100%	6
TEXAS MEDCLINIC			6	100%	6
PROGRESS PHARMACY INC		1	5	83%	6
CVS GA2841POCT LAWRENCEVILLE		6			6
ANTHONY-BROWN PHARMACY		6			6
ALL4KIDZ PEDIATRICS LLC		3	3	50%	6
LUMADOC HEALTH		4	2	33%	6
BNR PHARMACY INC		6			6
FAMILY CARE MEDICAL CENTER			6	100%	6
CURATIVE CARE CENTER INC		1	5	83%	6
CVS PA2582POCT SPRINGFIELD		4	2	33%	6
MD NOW MEDICAL CENTER			6	100%	6
CAREWELL 301 - WARWICK			6	100%	6
CVS CA9721POCT ARCADIA		6			6
FRESENIUS KIDNEY CARE DUNEDIN			6	100%	6
JOINT AMBULATORY CARE CENTER		6			6
GRACE REHABILITATION CENTER OF VERO BEACH		4	2	33%	6
COVID TESTING LLC			6	100%	6
CVS SC2736POCT MURRELLS INLET		5	1	17%	6
DANIEL M LIBBY MD PLLC		6			6
ARLINGTON OF NAPLES INC, THE		6			6
Advanced Care Center			6	100%	6
PANCARE HEALTH - ALTHA PUBLIC			6	100%	6
BETHESDA COMMUNITY HEALTH CENTER			6	100%	6
PANCARE HEALTH - KATE SMITH ELEMENTARY		1	5	83%	6
WEST DADE PEDIATRICS			6	100%	6
CVS TN4624POCT KNOXVILLE		5	1	17%	6
FHPG_EXP CARE PALM HARBOR			6	100%	6
CVS SC7334POCT LEXINGTON		5	1	17%	6
FLORIDA HEALTHCARE OF ORLANDO		1	5	83%	6
MEDEXPRESS URGENT CARE - WEIRTON		6			6
PREMIER FAMILY HEALTH PA			6	100%	6
MINUTECLINIC DIAGNOSTIC OF OHIO #4401		6			6
BOONE DRUG & HEALTHCARE AT DEERFIELD			6	100%	6
URGENT TEAM - HUNTSVILLE		5	1	17%	6
CVS OH3080POCT HUBER HEIGHTS		6			6
QUICK CARE MED WALK IN AND URGENT CARE			6	100%	6
MEDEXPRESS URGENT CARE - BLUEFIELD		5	1	17%	6

COVID-19: testing by laboratory

Data through Apr 3, 2021 verified as of Apr 4, 2021 at 09:25 AM

Data in this report are provisional and subject to change.

The numbers in the table below represent the number of Florida and non-Florida residents for whom test results were received by the Department of Health. A person can be tested by more than one laboratory and can have both positive and negative results. **Therefore, the sum of the numbers in each column will be larger than the total number of people tested.**

Reporting lab	Inconclusive	Negative	Positive	Percent positive	Total
LEWIS COUNTY MANOR		6			6
MINUTECLINIC DIAGNOSTIC OF VIRGINIA, LLC #1656		6			6
UT MEMPHIS UNIVERSITY HEALTH SERVICES			6	100%	6
WG WINDSOR WOODS SH LLC		6			6
MEDEXPRESS URGENT CARE - YORK		3	3	50%	6
COMPASSION PEDIATRIC URGENT CARE LLC		2	4	67%	6
MEDEXPRESS URGENT CARE - RICHMOND, NINE MILE RD		5	1	17%	6
IAN C BOYKIN MD		4	2	33%	6
CVS NV2928POCT LAS VEGAS		6			6
UNILAB		2	4	67%	6
CVS OH6123POCT CINCINNATI		4	2	33%	6
FLORIDA MEDICAL SPECIALISTS		2	4	67%	6
ENIGMA DIAGNOSTIC, INC.			6	100%	6
CVS NATIONAL HARBOR MD2297714CV		6			6
STATEN ISLAND CHAI CARE		5	1	17%	6
Oakwood - North Baldwins Center for Living		6			6
TRANSPLANT GENOMICS INC (EUROFINS)		6			6
WALK IN MEDICAL URGENT CARE PC		6			6
TREASURE COAST INFECTIOUS DISEASE CONSULTANTS		3	3	50%	6
MINUTECLINIC DIANOSTIC OF VIRGINIA, LL		5	1	17%	6
XPRESS URGENT CARE LLC		6			6
MEDEXPRESS URGENT CARE - IRVING		6			6
BAYCARE ALLIANT HOSPITAL			6	100%	6
SOUTHEASTERN DERMATOLOGY GROUP PA		5	1	17%	6
DIXIE COUNTY EMERGENCY SERVICES			6	100%	6
MEDEXPRESS URGENT CARE - ELM GROVE		5	1	17%	6
MEDEXPRESS URGENT CARE PORT HURON		5	1	17%	6
UNILAB OF DADE INC			6	100%	6
CVS GA2236POCT WOODSTOCK		6			6
NEUROSCIENCE AND SPINE ASSOCIATES, PL		5	1	17%	6
MERCY COLLEGE HEALTH OFFICE		6			6
GUTHRIE MEDICAL GROUP LABORATORIES		6			6
NU WAVE MEDICAL CENTER			6	100%	6
BOCA VIPEDIATRICS			6	100%	6
BROOKDALE CLERMONT			6	100%	6
MEDEXPRESS URGENT CARE - PRINCETON		5	1	17%	6
CVS PA813POCT RICHBORO		6			6
GAINESVILLE PEDIATRIC ASSOCIATES		1	5	83%	6
ELITE MD GROUP INC		2	4	67%	6
PENN NURSING CENTER		6			6
LRHS Southeastern University		4	2	33%	6
WAKEMED		1	5	83%	6
MEDEXPRESS URGENT CARE-HERSHEY		5	1	17%	6
CUMBERLAND HEIGHTS		6			6
CVS NC2313POCT RALEIGH		5	1	17%	6
FIRST COAST CARDIOVASCULAR INSTITUTE PA			6	100%	6
DEPARTMENT OF HEALTH AND HUMAN SERVICES STATE OF NEW HAMPSHIRE			6	100%	6

COVID-19: testing by laboratory

Data through Apr 3, 2021 verified as of Apr 4, 2021 at 09:25 AM

Data in this report are provisional and subject to change.

The numbers in the table below represent the number of Florida and non-Florida residents for whom test results were received by the Department of Health. A person can be tested by more than one laboratory and can have both positive and negative results. **Therefore, the sum of the numbers in each column will be larger than the total number of people tested.**

Reporting lab	Inconclusive	Negative	Positive	Percent positive	Total
LOUISIANA DEPT OF HEALTH			6	100%	6
MINUTECLINIC 7196		5	1	17%	6
ADVANCED URGENT CARE OF MARATHON		1	5	83%	6
SHEEPSHEAD BAY URGENT CARE		6			6
CVS KY4779POCT LOUISVILLE		4	2	33%	6
THE WINDSOR OF OCALA		2	4	67%	6
CONCENTRA			6	100%	6
BROWARD COUNTY HEALTH DEPT.			6	100%	6
AMERICAN EAGLE LEESBURG AL LLC DBA VISTA LAKE			6	100%	6
ALL CHILDREN'S HOSPITAL DEPT OF GENERAL PEDIATRICS			6	100%	6
NORTH FLORIDA PEDIATRICS JASPER			6	100%	6
MINUTE CLINIC DIAGNOSTIC MED GRP		5	1	17%	6
SV DIAGNOSTIC LAB			6	100%	6
Kroger 673 - The Little Clinic Dallas		5	1	17%	6
URGENT CARE HOUSECALLS PA		5	1	17%	6
VIERA PEDIATRICS		1	5	83%	6
CVS PA4077POCT BELLE VERNON		6			6
FLORIDA PREMIER MEDICAL CARE PA			6	100%	6
MEDEXPRESS URGENT CARE-PITTSFIELD		6			6
CAPE CORAL URGENT CARE		3	3	50%	6
WOMENS CARE FLORIDA LLC		5	1	17%	6
CITIZENS BAPTIST MEDICAL CENTERS LAB		5	1	17%	6
URGENT CARE OF ERWIN		5			5
JUPITER ISLAND MEDICAL CLINIC INC		5			5
MCKENZIE-WILLAMETTE MEDICAL CENTER LAB		5			5
CFP PHYSICIANS GROUP			5	100%	5
MARTHA A PRICE MD PA		2	3	60%	5
SIGNATURE URGENT CARE			5	100%	5
MANATEE COUNTY JAIL		4	1	20%	5
URGENT TEAM - NASHVILLE		5			5
CVS AZ10150POCT PHOENIX		4	1	20%	5
CLINICAL CARE INC			5	100%	5
MEDEXPRESS URGENT CARE - MOUNTAIN HOME		4	1	20%	5
THE RETREAT AT PORT ORANGE			5	100%	5
RIVERVIEW ALF OPERATOR LLC			5	100%	5
INTERNAL MEDICINE & PRIMARY CARE ASSOCIATES, PLC			5	100%	5
RIO PINAR HEALTH CARE			5	100%	5
LEHIGH REGIONAL MEDICAL CENTER LABORATORY		3	2	40%	5
OCCMED SOLUTIONS		2	3	60%	5
ATLANTIC SURGERY CENTER OF JACKSONVILLE BEACH		5			5
MINUTECLINIC DIAGNOSTIC OF OHIO #6147		4	1	20%	5
LAKEVIEW HEALTHCARE SYSTEM LLC			5	100%	5
MEDEXPRESS URGENT CARE - FREDERICK		5			5
COMMONS AT ORLANDO LUTHERAN TOWERS SNF			5	100%	5
MINUTECLINIC DIAG OF IND, LLC #6910		5			5
MINNESOTA DEPARTMENT OF HEALTH PUBLIC HEALTH LABORATORY DIVISION	1		4	80%	5
SOUTHERN OCEAN MEDICAL CENTER		5			5

COVID-19: testing by laboratory

Data through Apr 3, 2021 verified as of Apr 4, 2021 at 09:25 AM

Data in this report are provisional and subject to change.

The numbers in the table below represent the number of Florida and non-Florida residents for whom test results were received by the Department of Health. A person can be tested by more than one laboratory and can have both positive and negative results. **Therefore, the sum of the numbers in each column will be larger than the total number of people tested.**

Reporting lab	Inconclusive	Negative	Positive	Percent positive	Total
Kennedy University Hospital		5			5
MAINE DEPARTMENT OF HEALTH AND HUMAN SERVICES			5	100%	5
PRECISION LABS LLC		2	3	60%	5
TANNER MEDICAL CENTER EAST AL		5			5
Robert Wood Johnson University Hospital		4	1	20%	5
EAST BANK HOSPITAL - UNIVERSITY OF MINNESOTA MEDICAL CENTER			5	100%	5
EASTCHESTER PEDIATRIC MEDICAL GROUP		5			5
GULF COAST VETERANS HCS PANAMA CITY OPC		5			5
RELIANT IMMUNE DIAGNOSTICS			5	100%	5
MIAMI CANCER INSTITUTE			5	100%	5
CVS OH2518POCT COLUMBUS		4	1	20%	5
OHSU MOLECULAR MICROBIOLOGY LAB		4	1	20%	5
THE CLINIC OF PEDIATRICS & GI MEDICINE, INC			5	100%	5
URGENT CARE COASTAL GA			5	100%	5
NHC HealthCare Anniston		5			5
AUGUSTA HEALTH			5	100%	5
GREENVILLE MEMORIAL HOSPITAL LAB			5	100%	5
CVS NC2771POCT CLAYTON		4	1	20%	5
KEYSTONE REHABILITATION AND HEALTH CENTER		1	4	80%	5
BAYSHORE LABORATORY		4	1	20%	5
AHC Decatur County		5			5
MINUTECLINIC LLC #4449		4	1	20%	5
DAVENPORT PEDIATRICS PA		1	4	80%	5
WHITE WILSON MEDICAL CENTER - FWB		1	4	80%	5
CVS NJ862POCT MARLBORO		5			5
CAREHERE LCS- EUSTIS			5	100%	5
PELICAN LANDING		1	4	80%	5
PEDIATRICS OF ALTAMONTE		5			5
Army Residence Community		5			5
MEDEXPRESS URGENT CARE - MBURG COMMONS		5			5
ARC POINT LABS OF AUSTIN NORTH			5	100%	5
MEDEXPRESS URGENT CARE - BECKLEY CROSS		4	1	20%	5
ALPHADERA LABS, LLC			5	100%	5
MINUTECLINIC LLC # 3401		5			5
PRINCIPLE HOSPICE SERVICE, LLC			5	100%	5
TALLAHASSEE MEMORIAL HEALTHCARE			5	100%	5
GENTLE HANDS MOBILE PHLEBOTOMY			5	100%	5
CVS NC3853POCT BURLINGTON		4	1	20%	5
ST BARNABAS HOSPITAL		5			5
CELEBRATION PEDIATRICS PA			5	100%	5
MINUTECLINIC DIAGNOSTIC OF PENNSYLVANIA, LLD #1545		5			5
MEDICAL CENTER OF BLOUNTSTOWN			5	100%	5
DASCENA LABORATORY			5	100%	5
LABCORP UNSPECIFIED		5			5
CVS MA2172POCT NORTH GRAFTON		5			5
URGENT MED INC		3	2	40%	5
Life Care Center of Estero			5	100%	5

COVID-19: testing by laboratory

Data through Apr 3, 2021 verified as of Apr 4, 2021 at 09:25 AM

Data in this report are provisional and subject to change.

The numbers in the table below represent the number of Florida and non-Florida residents for whom test results were received by the Department of Health. A person can be tested by more than one laboratory and can have both positive and negative results. **Therefore, the sum of the numbers in each column will be larger than the total number of people tested.**

Reporting lab	Inconclusive	Negative	Positive	Percent positive	Total
OMNICARE PHARMACY OFTEXAS 1, LP DBA OMNICARE		5			5
BIOTECH CLINICAL LABORATORY			5	100%	5
MINUTE CLINIC, LLC #1434		5			5
PRINCETON BMC LABORATORY		5			5
REHABILITATION CENTER AT JUPITER GARDENS		5			5
PM PEDIATRICS OF BAYSIDE PLLC		5			5
CVS MA594POCT FALMOUTH		5			5
MINUTECLINIC DIAG OF IND LLC #6840		5			5
MD NOW MEDICAL CENTER INC			5	100%	5
EAST CENTRAL FLORIDA OUT PATIENT IMAGING			5	100%	5
MASSASHUSETTS STATE LAB INSTITUTE		2	3	60%	5
ADVICE FOR OPTIMAL WELLNESS		2	3	60%	5
CVS PA1379POCT LANSDALE		5			5
NORTHEAST GEORGIA MEDICAL CENTER		5			5
NORTH DADE NURSING AND REHABILITATION CENTER			5	100%	5
LAKE MARY HEALTH AND REHABILITATION CENTER		1	4	80%	5
PARADIGM LABORATORIES			5	100%	5
EGL GENETICS DIAGNOSTICS			5	100%	5
MC DIAGNOSTIC OF CONNECTICUT, PC #114		5			5
HILLSBOROUGH COUNTY HEALTH DEPARTMENT			5	100%	5
HAWTHORNE HEALTH AND REHABILITATION			5	100%	5
OWL NOW URGENT CARE			5	100%	5
ADVENTHEALTH CAR CENTER APOPKA			5	100%	5
MEDICAL UNIVERSITY SC HOSPITAL			5	100%	5
INNOVATIVE COVID-DIVERSEY			5	100%	5
WILSON PEDIATRICS			5	100%	5
REDMED OF CROSSTOWN		2	3	60%	5
MINUTECLINIC # 21110		3	2	40%	5
XRL SXF REF LAB		5			5
ELDER ALTERNATIVES INC		3	2	40%	5
MERCY URGENT CARE			5	100%	5
PRL NYC PANDEMIC RESPONSE LAB			5	100%	5
SUNSHINE STATE DIALYSIS			5	100%	5
UNIVERSITY OF MIAMI / SCCC RESEARCH LABORATORY			5	100%	5
ADVANCED PEDIATRICS OF BOCA LLC			5	100%	5
CVS MD1515POCT LEONARDTOWN		4	1	20%	5
WATERTOWN URGENT CARE PLLC		5			5
CHAMPLAIN VALLEY PHYSICIANS HOSPITAL		3	2	40%	5
UCF STUDENT HEALTH SERVICES LABORATORY		2	3	60%	5
FLORIDA PRIMARY & SPECIALTY CARE		5			5
MEDEXPRESS URGENT CARE LAVALE		5			5
TRUSTBRIDGE			5	100%	5
CLEVELAND CLINIC MARTIN HEALTH NURSING & RESTORATIVE		5			5
MINUTECLINIC DIAGNOSTIC OF OHIO #2964		5			5
ABSOLUTE HEALTH		5			5
CVS SC5479POCT INDIAN LAND		5			5
JACKSON SOUTH COMMUNITY HOSPITAL LAB			5	100%	5

COVID-19: testing by laboratory

Data through Apr 3, 2021 verified as of Apr 4, 2021 at 09:25 AM

Data in this report are provisional and subject to change.

The numbers in the table below represent the number of Florida and non-Florida residents for whom test results were received by the Department of Health. A person can be tested by more than one laboratory and can have both positive and negative results. **Therefore, the sum of the numbers in each column will be larger than the total number of people tested.**

Reporting lab	Inconclusive	Negative	Positive	Percent positive	Total
INFECTION CONTROL/ EMPHEALTH		3	2	40%	5
PAUL GRECO MD CONCIERGE MEDICAL SERVICES PL		5			5
FRESENIUS MEDICAL CARE			5	100%	5
DEPARTMENT OF HEALTH AND HUMAN SERVICES LANSING			5	100%	5
CVS IN8669POCT INDIANAPOLIS		4	1	20%	5
PEDIATRIC URGENT HEALTH CARE			5	100%	5
SAFETY HARBOR SENIOR LIVING			5	100%	5
Kroger 449 - The Little Clinic Mountain Park		4	1	20%	5
ELITE CARE			5	100%	5
FLORIDA HOSPITAL LAKE MARY		5			5
OHIO DEPARTMENT OF HEALTH			5	100%	5
OURMED		4	1	20%	5
INDIANA STATE DEPARTMENT OF HEALTH LABORATORIES			5	100%	5
CELERION			5	100%	5
MINUTE CLINIC LLC #1909		5			5
FORSYTH HOUSE			5	100%	5
Walker BaptistMedCtr		4	1	20%	5
HELIX MEDICAL CENTERS		1	4	80%	5
FLAGLER HEALTH SERVICES INC			5	100%	5
MINUTECLINIC, LLC #09202		4	1	20%	5
DIAMOND SPEEDWAY DIALYSIS		1	4	80%	5
SUTTER TRACY COMMUNITY HOSPITAL			5	100%	5
MD ANDERSON CANCER CENTER DI BAY AREA			5	100%	5
FINLAY		1	4	80%	5
INDIAN RIVER PRIMARY CARE PA		5			5
CVS IL8751POCT CHICAGO		5			5
PEDIATRICS OF CENTRAL FLORIDA – POINCIANA		3	2	40%	5
BROOKDALE NEW PORT RICHEY			5	100%	5
ARKANSAS DEPARTMENT OF HEALTH			5	100%	5
QUINTON MEMORIAL HEALTH CARE CENTER		5			5
MEDEXPRESS URGENT CARE- COLUMBIA HEIGH		5			5
CVS NC5532POCT SUMMERFIELD		5			5
FRANCES WARDE MEDICAL LABORATORY		2	3	60%	5
FHPG FAMILY MEDICAL CENTER OF TAMPA BAY		1	4	80%	5
CVS TX7821POCT LEAGUE CITY		5			5
MINUTECLINIC DIAG OF IND, LLC #8645		5			5
DOCS URGENT CARE		1	4	80%	5
CVS PA10034POCT PITTSBURGH		5			5
MOUNT SINAI BROOKLYN LABORATORY		4	1	20%	5
ENT AND ALLERGY ASSOCIATES OF FLORIDA, LLC			5	100%	5
MEDEXPRESS URGENT CARE MURRYSVILLE		3	2	40%	5
BAPTIST HEALTH - TOWN CENTER			5	100%	5
VEIL VALLEY MEDICAL CENTER			5	100%	5
THE LITTLE CLINIC			5	100%	5
WINCHESTER MEDICAL CENTER			5	100%	5
CARL R DARNALL ARMY MEDICAL CENTER			5	100%	5
BROWNE MEDICAL LLC		3	2	40%	5

COVID-19: testing by laboratory

Data through Apr 3, 2021 verified as of Apr 4, 2021 at 09:25 AM

Data in this report are provisional and subject to change.

The numbers in the table below represent the number of Florida and non-Florida residents for whom test results were received by the Department of Health. A person can be tested by more than one laboratory and can have both positive and negative results. **Therefore, the sum of the numbers in each column will be larger than the total number of people tested.**

Reporting lab	Inconclusive	Negative	Positive	Percent positive	Total
NOVANT HEALTH UVA		2	3	60%	5
MINUTECLINIC DIAG OF IND, LLC #6553		5			5
QUEST DIAGNOSTICS PSC		1	4	80%	5
CVS SC5550POCT CLOVER		4	1	20%	5
AEL KNOXVILLE			5	100%	5
DISCOVERY VILLAGE AT STUART		2	3	60%	5
KAILOS GENETICS INC		3	2	40%	5
RHEA MEDICAL CENTER		5			5
LEE COMMUNITY HEALTHCARE INC DUNBAR		5			5
COPELAND MEDICAL CLINIC		3	2	40%	5
NORTHERN MICHIGAN UNIVERSITY ATHLETICS		5			5
MINUTECLINIC, LLC #7139		5			5
ST JOHNS BIOMEDICAL LAB		5			5
MINUTECLINIC, LLC #1431		4	1	20%	5
EAST SIDE CLINICAL LABORATORY		4	1	20%	5
WOODHULL MEDICAL AND MENTAL HEALTH CTR		5			5
MINUTECLINIC, LLC #1452		5			5
RUSH UNIVERSITY MEDICAL CENTER LABORATORY			5	100%	5
NORTHPORT MEDICAL CENTER LAB		5			5
HEALTHCARE NETWORK OF SOUTHWEST FLORIDA			5	100%	5
MIAMI MEDICAL CONSULTANT PA			5	100%	5
DICKSON MEDICAL ASSOCIATES PC PATH LAB		4	1	20%	5
CVS HEALTH, #1994		4	1	20%	5
DIAGNOSTECHS		4	1	20%	5
LAKE COUNTY DETENTION CENTER		3	2	40%	5
AHF PUBLIC HEALTH LABORATORY			5	100%	5
HELIX KH UC			5	100%	5
CVS IN3975POCT JEFFERSONVILLE		3	2	40%	5
MEDEXPRESS URGENT CARE - WILLIAMSPORT		4	1	20%	5
THE DOCTORS CENTER HEALTHCARE-SOUTHSIDE		1	4	80%	5
REELFOOT FAMILY WALK IN CLINIC		4	1	20%	5
BAYCARE MEDICAL GROUP, INC		5			5
ALLIANCE FOR MULTISPECIALTY RESEARCH		5			5
FRESENIUS KIDNEY CARE SOUTH ORLANDO			5	100%	5
CITRUS HEALTH NETWORK INC		2	3	60%	5
MEDEXPRESS URGENT CARE FOX CHAPEL		5			5
KETTERING HEALTH			5	100%	5
MY WELLNESS EXPRESS			5	100%	5
LIFEPLUS HEALTHCARE GROUP INC		5			5
VILLAGES HEALTH, THE		4	1	20%	5
WEST PACIFIC MEDICAL LABORATORY			5	100%	5
INVERNESS FAMILY CARE HIGH RISK PLLC			5	100%	5
BEECHTREE MOLECULAR LAB LLC			5	100%	5
Highland Pines Health and Rehab		5			5
COMPREHENSIVE CLINICAL RESEARCH, LLC			5	100%	5
FAMILY TREE DNA			5	100%	5
LAFAYETTE NURSING AND REHAB			5	100%	5

COVID-19: testing by laboratory

Data through Apr 3, 2021 verified as of Apr 4, 2021 at 09:25 AM

Data in this report are provisional and subject to change.

The numbers in the table below represent the number of Florida and non-Florida residents for whom test results were received by the Department of Health. A person can be tested by more than one laboratory and can have both positive and negative results. **Therefore, the sum of the numbers in each column will be larger than the total number of people tested.**

Reporting lab	Inconclusive	Negative	Positive	Percent positive	Total
CVS MA1845POCT WILMINGTON		4	1	20%	5
UW MEDICINE VIROLOGY LAB			5	100%	5
SEASIDE MANOR			5	100%	5
JOE DIMAGGIO CHILDREN'S HOSPITAL		1	4	80%	5
SCIENCE CARE			5	100%	5
TGH URGENT CARE – WESTCHASE			5	100%	5
COOPER HOSPITAL/UNIVERSITY MEDICAL		5			5
ELITE MEDICAL CENTER		1	4	80%	5
CVS MA1852POCT MEDWAY		5			5
UF HEALTH PATHOLOGY LABORATORIES			5	100%	5
SANTOS REHABILITATION CENTER INC			5	100%	5
BLUETAIL MEDICAL GROUP, LLC		4	1	20%	5
BOROPARK URGENT CARE		4	1	20%	5
MINUTECLINIC DIAGNOSTIC OF SC, LLC #4		5			5
UNIVERISTY OF MEMPHIS ATHLETIC TRAINI		5			5
MARINA ISLE ASSISTED LIVING		5			5
RURAL HEALTH CARE INC			5	100%	5
LEVY COUNTY SHERRIF’S DEPT			5	100%	5
THONOTOSASSA COMMUNITY HEALTH CENTER		1	4	80%	5
MILLER COUNTY HOSPITAL		5			5
FLORIDA PRIMARY CARE AND SPORTS MEDICINE INC		2	3	60%	5
CVS MA1095POCT AMHERST		4	1	20%	5
SOUTH FLORIDA FAMILY HEALTH & RESEARCH CTR			5	100%	5
CVS OH10893POCT PARMA		2	3	60%	5
LAKE NONA PEDIATRICS IN ASSOCIATION WITH NEMOURS		5			5
NIBHA MEDIRATTA MD PL			5	100%	5
LIVING WATERS MEDICAL CENTER			5	100%	5
UPMC HEALTH SYSTEM		4	1	20%	5
JOHN T MACKAY MD			5	100%	5
AMERICAN MEDICAL RESPONSE - DENVER		2	3	60%	5
MEASE CONTINUING CARE		3	2	40%	5
PATIENT FIRST - LEESBURG			5	100%	5
COLUMBIA MEMORIAL HOSPITAL LABORATORY		5			5
MEDEXPRESS - COLLINSVILLE BELT LINE		3	2	40%	5
CVS TN7698POCT KNOXVILLE		5			5
ADVENTHEALTH MEDICALGROUP PEDIATRICS AT ORLANDO		5			5
MEDEXPRESS - WILMINGTON CONCORD PIKE		4	1	20%	5
NORTH SHORE HEMATOLOGY-ONCOLOGY ASSOCIATES, PC		5			5
MIZELL MEMORIAL HOSPITAL			5	100%	5
OPTUMCARE FLORIDA, LLC		3	2	40%	5
UNIVERSITY OF CHICAGO MEDICAL CENTER LAB			5	100%	5
LABS PLUS LLC		5			5
CVS TX10140POCT THE WOODLANDS		5			5
QUATRACOR PLLC		5			5
FIFTH AVENUE PEDIATRICS		3	2	40%	5
CVS TX5877POCT PEARLAND		5			5
ST VINCENTS AMBULATORY CARE INC		3	2	40%	5

COVID-19: testing by laboratory

Data through Apr 3, 2021 verified as of Apr 4, 2021 at 09:25 AM

Data in this report are provisional and subject to change.

The numbers in the table below represent the number of Florida and non-Florida residents for whom test results were received by the Department of Health. A person can be tested by more than one laboratory and can have both positive and negative results. **Therefore, the sum of the numbers in each column will be larger than the total number of people tested.**

Reporting lab	Inconclusive	Negative	Positive	Percent positive	Total
ORLANDO HEALTH PHYSICIAN GROUP			5	100%	5
BEACH HOUSE		5			5
CVS SC1540POCT MYRTLE BEACH		4	1	20%	5
CVS MINUTE CLINIC DIAGNOSTIC MED GRP OF CAL		5			5
CENTRAL JERSEY URGENT CARE		5			5
Hiawatha Care Center		5			5
CVS TX8322POCT AUSTIN		5			5
SJH			5	100%	5
FOUNDCARE, INC			5	100%	5
CVS NV408817POCT LAS VEGAS		1	4	80%	5
SONATA VERO BEACH		5			5
WALGREENS #04569		4	1	20%	5
JOSEF SCHENKER, MD, PC		5			5
NORTHWOOD UNIVERSITY-BENNETT SPORTS CENTER		5			5
HENDRY REGIONAL CONVENIENT CARE CENTER			5	100%	5
FLORIDA DEPARTMENT OF HEALTH - INVERNESS		3	2	40%	5
MINUTECLINIC, LLC #07852		4	1	20%	5
PALATKA VA CBOC		4	1	20%	5
MID - FLORIDA PATHOLOGY LLC		1	4	80%	5
PM PEDIATRICS OF SELDEN		3	2	40%	5
CYPRESS CREEK MEDICAL CENTER			5	100%	5
LPG PEDIATRICS AT CAPE CORAL		5			5
BAPTIST HOSPITAL EMPLOYEE HEALTH OFF			5	100%	5
CVS ME329POCT PORTLAND		5			5
OCHSNER MEDICAL CENTER			5	100%	5
WESTMINSTER SHORES			5	100%	5
STEUBEN COUNTY PUBLIC HEALTH		5			5
APOLLO GARDENS RETIREMENT RESIDENCE CARE		5			5
QUALITY MEDICAL CARE			5	100%	5
SOUTH BEND MEDICAL FOUNDATION			5	100%	5
MEDEXPRESS URGENT CARE - LOGAN		5			5
HENDRY/GLADES COUNTY HEALTH DEPARTMENT		4	1	20%	5
CARENOW URGENT CARE - CENTRAL AUSTIN		1	4	80%	5
SEACOAST PATHOLOGY PROFESSIONAL ASSOC		5			5
MORGAN STANLEY HEALTH CENTER		5			5
Kroger 099 - The Little Clinic Fort Collins		5			5
THE UNIVERSITY OF VERMONT MEDICAL CENTER		4	1	20%	5
FLORIDA CLINICAL LABORATORY - BIOREFERENCE LABORATORIES		2	3	60%	5
PRECISION DIAGNOSTICS INC - NJ		5			5
NORTHSIDE GWINNETT HOSPITAL		4	1	20%	5
PIEDMONT HOSPITAL LAB			5	100%	5
PHYSICIANS IMMEDIATE CARE ELGIN			5	100%	5
PUTNAM HOSPITAL CENTER LABORATORY		5			5
PINECREST PEDIATRICS GROUP LLC			5	100%	5
Enterprise Health and Rehabilitation Center		5			5
MINUTE-CLINIC DIAGNOSTIC OF VIRGINIA,		5			5
HCR ManorCare Greentree		4			4

COVID-19: testing by laboratory

Data through Apr 3, 2021 verified as of Apr 4, 2021 at 09:25 AM

Data in this report are provisional and subject to change.

The numbers in the table below represent the number of Florida and non-Florida residents for whom test results were received by the Department of Health. A person can be tested by more than one laboratory and can have both positive and negative results. **Therefore, the sum of the numbers in each column will be larger than the total number of people tested.**

Reporting lab	Inconclusive	Negative	Positive	Percent positive	Total
JOHNNIE RUTH CLARKE LAB			4	100%	4
MEDEXPRESS URGENT CARE PLEASANT HILLS		3	1	25%	4
NONA PEDIATRIC CENTER			4	100%	4
EPI			4	100%	4
CONSOLIDATED LABORATORY SERVICES			4	100%	4
ADVENT HEALTH - TUSKAWILLA		4			4
ManorCare Health Services Camp Hill		4			4
Health Care Center of Jacksonville			4	100%	4
DYNACARE LABORATORIES			4	100%	4
H/L of WEst AShley Rhability and Nursing Center		4			4
PANCARE HEALTH YOUNGSTOWN			4	100%	4
CVS GA2279POCT SUWANEE		4			4
Westminster Manor		3	1	25%	4
CVS CT718POCT ANSONIA		4			4
WILLIAM A HINTON STATE LABORATORY INSTITUTE		1	3	75%	4
MONTANA DEPARTMENT OF PUBLIC HEALTH & HUMAN SERVICES			4	100%	4
FLORENCE - HUNTSVILLE HOSPITAL URGENT CARE		3	1	25%	4
Grace Rehabilitation of Vero Beach		4			4
Park Ridge Nursing Center		3	1	25%	4
CVS TX8387POCT AUSTIN		4			4
CVS OH6149POCT UPPER ARLINGTON		2	2	50%	4
SANFORD SOUTH UNIVERSITY		4			4
PANCARE HEALTH - PONCE DE LEON			4	100%	4
UNION CITY MANOR NURSING CENTER		4			4
DTR LABS		3	1	25%	4
MEDEXPRESS URGENT CARE - WESTFIELD, E MAIN ST		3	1	25%	4
HELIX DIAGNOSTIX		1	3	75%	4
NOT GIVEN		1	3	75%	4
MOBILE URGENT CARE			4	100%	4
GUTHRIE MEDICAL GROUP - CORNING		3	1	25%	4
PHYSICIANS IMMEDIATE CARE AURORA			4	100%	4
FLORIDA MEDICAL CLINIC -INTERNAL MED DADE CITY			4	100%	4
CHIEFLAND MEDICAL CENTER LLC			4	100%	4
TRIDENT BIOMETRICS		3	1	25%	4
ROAN DRUG COMPANY LLC		4			4
MIAMI COMMUNITY HEALTH CENTER INC		1	3	75%	4
MEDEXPRESS URGENT CARE - SOMERSET TOWNSHIP		4			4
MD ANDERSON			4	100%	4
ST. MARY'S HOSPITAL			4	100%	4
Kroger 895 - The Little Clinic Green Hills		4			4
MEMORIAL HEALTHCARE SYSTEM		1	3	75%	4
PINELLAS POINT NURSING AND REHAB			4	100%	4
CLINICAL LABORATORIES OF THE BUFFALO		3	1	25%	4
MEDEXPRESS URGENT CARE - SUMMERSVILLE, WEBSTER RD		4			4
MINUTECLINIC DIAGNOSTIC OF PENNSYLVAN		3	1	25%	4
GO PATH LABORATORIES			4	100%	4
MEDEXPRESS URGENT CARE MARTINSBURG		2	2	50%	4

COVID-19: testing by laboratory

Data through Apr 3, 2021 verified as of Apr 4, 2021 at 09:25 AM

Data in this report are provisional and subject to change.

The numbers in the table below represent the number of Florida and non-Florida residents for whom test results were received by the Department of Health. A person can be tested by more than one laboratory and can have both positive and negative results. **Therefore, the sum of the numbers in each column will be larger than the total number of people tested.**

Reporting lab	Inconclusive	Negative	Positive	Percent positive	Total
JOSEPH SCHENKER MD PC		4			4
SHARP MEMORIAL HOSPITAL MICROBIOLOGY DEPT			4	100%	4
SIGNATURE CARE EMERGENCY CENTER		2	2	50%	4
GILCHRIST COUNTY HEALTH DEPT			4	100%	4
Bon Secours Place		3	1	25%	4
ADVENTHEALTH NEW SMYRNA BEACH COMMUNITY HEALTH			4	100%	4
REGIONAL MEDICAL LAB			4	100%	4
FLORIDA HEART AND VASCULAR			4	100%	4
PM PEDIATRICS OF SELDEN PLLC		4			4
LATCHER LABORATORY OF A O FOX MEMORIAL		2	2	50%	4
ST LUCIE COUNTY HEALTH DEPARTMENT		3	1	25%	4
PORT ORANGE NURSING & REHAB			4	100%	4
MINNESOTA DEPARTMENT OF HEALTH LABORATORY	1		3	75%	4
HARBORCHASE OF VILLAGES CROSSING			4	100%	4
MEDEXPRESS URGENT CARE - MARKHAM STREE		3	1	25%	4
CHIPOLA QUICK CARE		1	3	75%	4
SOUTH FLORIDA PEDIATRIC PARTNERS			4	100%	4
NATURE COAST PRIMARY CARE LAB LLC		1	3	75%	4
EXTENDICARE HEALTH & REHAB CENTER		4			4
PLAINVIEW PRIMARY CARE		4			4
INTRACOASTAL LABS INC		4			4
MINUTECLINIC DIAG OF IND, LLC #10190		4			4
BLACK STALLION WALK IN AND EXERCISE CLINICS LLC		1	3	75%	4
THE OASIS ALF		4			4
MEADOWS AT CYPRESS GARDENS, THE		3	1	25%	4
MEDEXPRESS URGENT CARE - LEDGEWOOD		3	1	25%	4
RML PHARMACY PC		4			4
NEMOURS CHILDREN'S CLINIC			4	100%	4
DEPARTMENT OF HEALTH AND HUMAN SERVICES DIVISION OF BEHAVIORAL HEALTH		1	3	75%	4
REHABILITATION CENTER OF WINTER PARK,THE			4	100%	4
WINDER NURSING INC DBA WINDER HEALTH CARE		4			4
Kroger 125 - The Little Clinic Castle Rock		3	1	25%	4
RAS MEDICAL SOLUTIONS, LLC		3	1	25%	4
FHCP – ORMOND BEACH			4	100%	4
SOUTH FLORIDA RESEARCH ORGANIZATION			4	100%	4
TRUE HEALTH- HOFFNER		3	1	25%	4
AHC of Mckenzie		4			4
SKYLINE UROLOGY		4			4
MEDEXPRESS URGENT CARE-PASADENA		4			4
MEDAC AT PORTERS NECK			4	100%	4
CELAL GUROL ERBAY, MD			4	100%	4
MINUTECLINIC, LLC, DBA MINUTECLINIC #4		4			4
COMMUNITY PHYSICIANS OF NORTH PORT PA			4	100%	4
Metro West Nursing and Rehab			4	100%	4
MINUTECLINIC MINUTECLINIC #3665		4			4
ENCOMPASS HOME HEALTH		4			4
MINUTECLINIC LLC (2335)		3	1	25%	4

COVID-19: testing by laboratory

Data through Apr 3, 2021 verified as of Apr 4, 2021 at 09:25 AM

Data in this report are provisional and subject to change.

The numbers in the table below represent the number of Florida and non-Florida residents for whom test results were received by the Department of Health. A person can be tested by more than one laboratory and can have both positive and negative results. **Therefore, the sum of the numbers in each column will be larger than the total number of people tested.**

Reporting lab	Inconclusive	Negative	Positive	Percent positive	Total
IVY CREEK URGENT CARE OF ENTERPRISE			4	100%	4
CVS MA507POCT LEOMINSTER		3	1	25%	4
WE CARE - CARNIVAL CRUISELINE		4			4
CVS MO10053POCT SAINT PETERS		4			4
Kroger 124 - The Little Clinic University		3	1	25%	4
MINUTECLINIC DIAG OF IND LLC #1367		4			4
BROOKDALE WEST BOYNTON BEACH		4			4
CAREWELL URGENT CARE			4	100%	4
BUCKINGHAM PLACE ALF		4			4
NYC PUBLIC HEALTH LABS			4	100%	4
AIRPORT CLINIC			4	100%	4
PILGRIM PHARMACY INC		4			4
CRESTAR LABS		2	2	50%	4
CVS TX7288POCT DALLAS		4			4
ALVARO J DANGOND MD PA		4			4
INFINITI LABS INC			4	100%	4
MARK HOANG MD PA			4	100%	4
CVS MA2297677CV BOSTON		4			4
MINUTECLINIC DIAGNOSTIC OF WISCONSIN, LLC		4			4
MEDEXPRESS URGENT CARE HUNTINGTON		4			4
AFFINITY URGENT CARE			4	100%	4
ASCENSION ST VINCENT'S MEDICAL CENTER		3	1	25%	4
MED EXPRESS URGENT CARE PC - MARYLAND		3	1	25%	4
BENEVA LAKES HEALTHCARE & REHAB CENTER			4	100%	4
Marian Manor, Inc		4			4
DEACONESS HOSPITAL			4	100%	4
CVS MO5655POCT LIBERTY		1	3	75%	4
MEDEXPRESS URGENT CARE, LANCASTER WEST		2	2	50%	4
HAVEN CUSTEAD CARE CENTER		1	3	75%	4
MEDEXPRESS URGENT CARE - KOKOMO		4			4
SOUTHWESTERN REGIONAL MEDICAL CENTER - TULSA		4			4
BETHPAGE EXTENDED HOURS CENTER		4			4
CVS OH2342POCT WEST CHESTER		3	1	25%	4
MEDEXPRESS URGENT CARE - WAXAHACHIE, N HIGHWAY 77		2	2	50%	4
MENORAH MANOR			4	100%	4
FLORIDA MEDICAL ASSOCIATES LLC			4	100%	4
CULLMAN REGIONAL MEDICAL CENTER		3	1	25%	4
MINUTECLINIC DIAGNOSTIC MED GRP OF ORA		3	1	25%	4
SOUTHLAND SUITES OF LAKELAND			4	100%	4
REFUGE A HEALING PLACE, THE			4	100%	4
CVS IL1170POCT JOLIET		4			4
LEON MEDICAL CENTERS, LLC			4	100%	4
WALGREENS #03287		4			4
NDX-CORE LAB			4	100%	4
MINUTECLINIC OF NEVADA-2955 S FT APACH		4			4
OHIO CVS STORES		3	1	25%	4
MEDEXPRESS URGENT CARE - WEST ST PAUL, ROBERT ST S		3	1	25%	4

COVID-19: testing by laboratory

Data through Apr 3, 2021 verified as of Apr 4, 2021 at 09:25 AM

Data in this report are provisional and subject to change.

The numbers in the table below represent the number of Florida and non-Florida residents for whom test results were received by the Department of Health. A person can be tested by more than one laboratory and can have both positive and negative results. **Therefore, the sum of the numbers in each column will be larger than the total number of people tested.**

Reporting lab	Inconclusive	Negative	Positive	Percent positive	Total
WESLEY CHAPEL INTERNAL MEDICINE AND PEDIATRICS			4	100%	4
ManorCare Rehabilitation Center- Decatur		4			4
FAMILY MEDICINE AT WATERMAN		4			4
GASTROENTEROLOGY ASSOC OF PENSACOLA, PA		2	2	50%	4
LAKE SIDE HOSPITAL BELLE GLADE			4	100%	4
Crowne Health Care of Montgomery		4			4
ASCENDI HOME HEALTH AGENCY INC			4	100%	4
PRESBYTERIAN FAMILY HEALTHCARE-KASEMAN		4			4
MAILBOX DIAGNOSTICS		2	2	50%	4
Kroger 186 - The Little Clinic Holiday Manor		3	1	25%	4
CVS PA258POCT MCKEES ROCKS		4			4
FLORIDA HEALTH CARE PLANS STIRLING CENTER			4	100%	4
GRADY MEMORIAL HOSPITAL/MICRO			4	100%	4
CARENOW URGENT CARE - WINTER SPRINGS		3	1	25%	4
VITAL CARE URGENT CARE			4	100%	4
Millennium Nursing & Rehab Center		4			4
MONROE COUNTY DEPT OF PUBLIC HEALTH ST		4			4
CLINICAL ASSOCIATES OF ORLANDO LLC		4			4
DEPARTMENT OF HEALTH AND HUMAN SERVICES		2	2	50%	4
UNIVERSITY OF MICHIGAN		2	2	50%	4
ACCENT PHYSICIAN SPECIALISTS PA		4			4
MEDEXPRESS URGENT CARE - WICHITA, S SENECA ST		2	2	50%	4
HOME DOCS		2	2	50%	4
DISCOVERY VILLAGE AT DEERWOOD			4	100%	4
MD NOW URGENT CARE - DELRAY WEST			4	100%	4
LAKE FOREST PARK OP CO LLC		4			4
MEDEXPRESS URGENT CARE, FAIRMONT		4			4
OKLAHOMA STATE UNIVERSITY DIAGNOSTIC LAB			4	100%	4
HUNT CLUB MEDICAL CARE			4	100%	4
Loretto Health and Rehabilitation Center		4			4
DACH MAIN LAB			4	100%	4
GENUS DIAGNOSTICS			4	100%	4
SOUTHEASTERN REGIONAL MEDICAL CENTER			4	100%	4
AURORA BAYCARE UROLOGY			4	100%	4
MEDICAL CENTER ENTERPRISE			4	100%	4
FAMILY MEDICAL CLINIC HOMESTEAD, LLC			4	100%	4
CVS PA1193POCT JENKINTOWN		4			4
MONTEFIORE MEDICAL CENTER LABS MONTEFIORE		3	1	25%	4
CHILDREN'S MEDICAL GROUP		4			4
Willowbrooke Court at Country House		4			4
BARRANCO CLINIC PA, THE	1	3			4
SUMNER REGIONAL MEDICAL CENTER		3	1	25%	4
DIAGNOSTIC & MEDICAL SPECIALISTS OF GREENWICH		2	2	50%	4
UNIVERSITY OF MIAMI STUDENT HEALTH SERVICE			4	100%	4
MEDEXPRESS URGENT CARE - TULSA, S YALE AVE		4			4
HEART OF FLORIDA HEALTH CENTER INC		1	3	75%	4
TMH PHYSICIAN PARTNERS SOUTHWOOD		1	3	75%	4

COVID-19: testing by laboratory

Data through Apr 3, 2021 verified as of Apr 4, 2021 at 09:25 AM

Data in this report are provisional and subject to change.

The numbers in the table below represent the number of Florida and non-Florida residents for whom test results were received by the Department of Health. A person can be tested by more than one laboratory and can have both positive and negative results. **Therefore, the sum of the numbers in each column will be larger than the total number of people tested.**

Reporting lab	Inconclusive	Negative	Positive	Percent positive	Total
TARPON SPRINGS PEDIATRICS, LLC			4	100%	4
COVENIENT CARE MEDICAL CLINIC			4	100%	4
MINUTE-CLINIC DIAGNOSTIC OF VIRGINIA, LLC #3949		4			4
OPTUM OF RED ROAD		4			4
AIREVAC INTERNATIONAL		4			4
GENEVA GENERAL HOSPITAL LABORATORY		3	1	25%	4
MEDEXPRESS URGENT CARE - WALDORF, CRAIN HWY		4			4
RELIANT ACUTE CARE			4	100%	4
APOPKA FAMILY HEALTH CENTER		3	1	25%	4
PARKWAY DRUGS OF ONEIDA COUNTY NORTH I		3	1	25%	4
UNIVERSITY OF WASHINGTON MEDICAL CENTER (UWMC) EMERGENCY DEPT.			4	100%	4
WYOMING PUBLIC HEALTH LAB			4	100%	4
Chestnut Park Rehabilitation and Nursing Center		4			4
UF HEALTH PATHOLOGY LABORATORIES			4	100%	4
CVS MA447POCT NORTHAMPTON		2	2	50%	4
LIFEHOPE LABS			4	100%	4
PREMIER PEDIATRICS		1	3	75%	4
OVEDO CHILDRENS HEALTH CENTER LLC		1	3	75%	4
NEW YORK PHYSICIANS LLP		4			4
HEALTHQUEST, INC		3	1	25%	4
MONROE URGENT CARE		3	1	25%	4
PHYSICIANS QUALITY CARE			4	100%	4
State Lab Unspecifd			4	100%	4
MINUTECLINIC DIAGNOSTIC MED GRP OF SAN		3	1	25%	4
CULLMAN REGIONAL URGENT CARE		3	1	25%	4
ELIZABETH CITY HEALTH & REHABILITATION		4			4
WELLMED AT FORT PIERCE		2	2	50%	4
MEDEXPRESS URGENT CARE-SCOTT TOWNSHIP		3	1	25%	4
ADVENT HEALTH MEDICAL GROUP		3	1	25%	4
CVS AZ9210POCT SCOTTSDALE		4			4
LAKE MARY PEDIATRICS			4	100%	4
CORTLAND REGIONAL MEDICAL CENTER		4			4
CARE ONE PRIMARY CARE			4	100%	4
CVS OH3393POCT AURORA		3	1	25%	4
FLORIDA CANCER SPECIALISTS AND RESEARCH		2	2	50%	4
CLINICAL PATHOLOGY LABORATORIES			4	100%	4
Kroger 959 - The Little Clinic Carmel		4			4
INTERMARKET FACILITY			4	100%	4
HAMPTON ALF AT 24TH ROAD LLC			4	100%	4
IMIC INC RESEARCH			4	100%	4
NEULIFE NEUROLOGICAL SERVICES LLC			4	100%	4
MINUTECLINIC, LLC #5707		4			4
DEPARTMENT OF PATHOLOGY ROME MEMORIAL		3	1	25%	4
MEDEXPRESS - NEW CASTLE, DUPONT HWY		4			4
BAPTIST HEALTH MEDICAL CENTER			4	100%	4
SINAI PLAZA NURSING AND REHAB CENTER			4	100%	4
MEDICINE SHOPPE #1306 THE		3	1	25%	4

COVID-19: testing by laboratory

Data through Apr 3, 2021 verified as of Apr 4, 2021 at 09:25 AM

Data in this report are provisional and subject to change.

The numbers in the table below represent the number of Florida and non-Florida residents for whom test results were received by the Department of Health. A person can be tested by more than one laboratory and can have both positive and negative results. **Therefore, the sum of the numbers in each column will be larger than the total number of people tested.**

Reporting lab	Inconclusive	Negative	Positive	Percent positive	Total
MEDEXPRESS URGENT CARE- FORT WORTH N T		4			4
INDUSTRY LAB DIAGNOSTIC PARTNERS			4	100%	4
URGENT CARE - OCONEE		2	2	50%	4
JACKSONVILLE PEDIATRICS			4	100%	4
CELEBRATION PEDIATRICS			4	100%	4
CVS CA9606POCT TEMECULA		4			4
NORTH OKALOOSA CLINIC CORP		1	3	75%	4
PRIMECARE		2	2	50%	4
USCG SECTOR ST PETE		1	3	75%	4
EXPRESS TESTING-ONE			4	100%	4
BETTERMED URGENT CARE			4	100%	4
CVS MA394POCT SEEKONK		4			4
BIOTEST PLASMA CENTER		4			4
MINUTECLINIC DIAGNOSTIC OF MICHIGAN, P		4			4
COLONIAL MEDICAL CENTER-EAST ORLANDO			4	100%	4
SMOKY MOUNTAIN URGENT CARE AND FAMILY MEDICINE CENTER			4	100%	4
MINUTECLINIC DIAGNOSTIC OF OHIO #6139		4			4
VIDANT MEDICAL CENTER			4	100%	4
Mill Valley Care Center		4			4
BELLIN HEALTH LAB		1	3	75%	4
FAMILY MEDICINE AT WINTER PARK			4	100%	4
GIEBEIG FAMILY MEDICINE PA			4	100%	4
BOND & STEELE CLINIC PA D/B/A BOND CLINIC PA		4			4
OMNICARE PHARMACY OF TEXAS 1		4			4
DEVANSH LAB WERKS		1	3	75%	4
LUVERNE HEALTH AND REHABILITATION		4			4
CAREATC, INC.			4	100%	4
MINUTECLINIC #2797		4			4
CENTERPLACE HEALTH, INC			4	100%	4
Kroger 339 - The Little Clinic Highlands - Bardstown Road		4			4
CAPITAL HEALTH LABORATORY INC			4	100%	4
INSTANT MEDICAL CARE CENTER		3	1	25%	4
FCHC (OB)-DARWIN SQUARE CTR.			4	100%	4
PEACEHEALTH LABORATORIES		3	1	25%	4
LOUISIANA DEPT. OF HEALTH AND HOSPITALS-INFECTIOUS DISEASE EPI SECTION			4	100%	4
AIRCARE INTERNATIONAL		4			4
PATIENT FIRST - ALLENTOWN			4	100%	4
UNC HOSPITAL/MCLENDON CLINICAL LABORATORIES			4	100%	4
MEDEXPRESS URGENT CARE - TEAYS VALLEY		3	1	25%	4
AFTER HOURS PEDS			4	100%	4
L3HARRIS FAMILY MEDICAL CENTER			4	100%	4
Calusa Harbour			4	100%	4
CVS CA8850POCT HUNTINGTON BEACH		3	1	25%	4
BAYSIDE URGENT CARE CENTER INC			4	100%	4
REGIONAL MEDICAL CENTER BAYONET POINT			4	100%	4
ACCESS RECOVERY SOLUTIONS LLC			4	100%	4
MINUTE CLINIC DIAGNOSTIC OF VIRGINIA, LLC #6292		3	1	25%	4

COVID-19: testing by laboratory

Data through Apr 3, 2021 verified as of Apr 4, 2021 at 09:25 AM

Data in this report are provisional and subject to change.

The numbers in the table below represent the number of Florida and non-Florida residents for whom test results were received by the Department of Health. A person can be tested by more than one laboratory and can have both positive and negative results. **Therefore, the sum of the numbers in each column will be larger than the total number of people tested.**

Reporting lab	Inconclusive	Negative	Positive	Percent positive	Total
GERALD CHAMPION REGIONAL MEDICAL CENTE		4			4
MEMORIAL HEALTH CARE SYSTEMS			4	100%	4
COMMUNITY HEALTH CENTER OF WEST PALM BEACH			4	100%	4
MINUTECLINIC DIAG OF IND LLC #1138		3	1	25%	4
SONIC REFERENCE LABORATORY			4	100%	4
IMA MEDICAL CENTER OF OVIEDO			4	100%	4
REMEDY URGENT CLINIC		2	2	50%	4
ADVANCED URGENT CARE LLC		1	3	75%	4
MICHIGAN HEALTH CLINIC LABORATORIES		3	1	25%	4
PARADISE VILLA ALF INCORPORATED		4			4
CVS IN7653POCT EVANSVILLE		3	1	25%	4
RIVER CITY MEDICAL ASSOCIATES INC			4	100%	4
WALGREENS #04176		3	1	25%	4
WALGREENS #07034		4			4
CVS NC3803POCT MOORESVILLE		4			4
MINUTECLINIC DIAGNOSTIC OF NORTH CARO		4			4
FLORIDA HOSPITAL ALTAMONTE		2	2	50%	4
CAPE COD HOSPITAL			4	100%	4
NHC HealthCare, Pulaski		4			4
ORANGE COUNTY HEALTH DEPARTMENT		2	2	50%	4
ADVENTHEALTH GORDON		4			4
Kroger 752 - The Little Clinic Central Station		3	1	25%	4
CORIZON HEALTH INC			4	100%	4
BARTON MEMORIAL HOSPITAL		3	1	25%	4
MINUTECLINIC DIAGNOSTIC OF VIRGINIA, LLC		4			4
PDL PHARMACY CORP			4	100%	4
HARBOUR ISLAND PEDIATRICS LLC			4	100%	4
MINUTECLINIC DIAG OF IND, LLC #6648		3	1	25%	4
CAREWELL 202			4	100%	4
Brookcrest Nursing Home		4			4
MARSHFIELD LABORATORIES			4	100%	4
ADVENTHEALTH MEDICAL GROUP PEDIATRICS		1	3	75%	4
CIMA MEDICAL CENTER		3	1	25%	4
DERMATOLOGY SPECIALISTS OF FL - DR. JON WARD			4	100%	4
POWERS PEDIATRICS			4	100%	4
Sears Coastal Nursing and Rehab		4			4
URGENT CARE OF THE SMOKIES			4	100%	4
MEDEXPRESS URGENT CARE- ALLISON PARK		2	2	50%	4
CVS OH4499POCT LYNDHURST		2	2	50%	4
Hillspring of Springboro		4			4
FISHERMEN'S HOSPITAL			4	100%	4
CENTRAL FLORIDA INTERNAL OCCUPATIONAL AND		4			4
CLINICAL CARE CENTER, INC			4	100%	4
PALM BEACH CANCER INSTITUTE			4	100%	4
JFK INTERNAL MEDICINE FACULTY PRACTICE		2	2	50%	4
UNIVERISTY OF MIAMI			4	100%	4
Lakeside Oaks Care Center			4	100%	4

COVID-19: testing by laboratory

Data through Apr 3, 2021 verified as of Apr 4, 2021 at 09:25 AM

Data in this report are provisional and subject to change.

The numbers in the table below represent the number of Florida and non-Florida residents for whom test results were received by the Department of Health. A person can be tested by more than one laboratory and can have both positive and negative results. **Therefore, the sum of the numbers in each column will be larger than the total number of people tested.**

Reporting lab	Inconclusive	Negative	Positive	Percent positive	Total
LIFE CARE HOME HEALTH SERVICES LLC		1	3	75%	4
CVS SC2269POCT COLUMBIA		3	1	25%	4
WOMEN'S CARE FLORIDA, LLC		4			4
ARCPPOINT LABS OF FORT LAUDERDALE, FL CENTRAL		1	3	75%	4
MEDEXPRESS URGENT CARE - SOUTH PARKERSBURG		4			4
CVS IN5696POCT FORT WAYNE		4			4
CVS MN6811POCT PLYMOUTH		4			4
KENTUCKY CABINET FOR HEALTH AND FAMILY SERVICES			4	100%	4
ADVENTHEALTH MEDICAL GROUP COMMUNITY MEDICINE		3	1	25%	4
FALLSBURG CHAI		4			4
LEESBURG REGIONAL MEDICAL CENTER URGENT CARE			4	100%	4
MEDEXPRESS - NEWARK		4			4
LB Broen Home		4			4
PHOEBE PUTNEY MEMORIAL HOSPITAL		4			4
MEDFIRST URGENT CARE			4	100%	4
BAYLOR ESOTERIC AND MOLECULAR LAB			4	100%	4
STONE CLINICAL LABORATORIES OF FL LLC		4			4
SunTerrace Health Care Center		3	1	25%	4
CAPTAIN JAMES A. LOVELL FEDERAL HEALTHCARE CENTER			4	100%	4
RUSSELL SAGE COLLEGE WELLNESS CENTER		4			4
DEPARTMENT OF HEALTH/ NEW YORK			4	100%	4
Heartland of Boynton Beach			4	100%	4
SIGNATURE CARE MONTROSE		2	2	50%	4
CONSULATE HEATH CARE AT WEST ALTAMONTE			4	100%	4
CVS SC4122POCT TAYLORS		4			4
NORTHSIDE HOSPITAL- CHEROKEE		3	1	25%	4
Bethany Health and Rehab		4			4
FHPG TAMPA PRIMARY CARE			4	100%	4
MINUTECLINIC DIAG OF IND, LLC #6472		4			4
ANY LAB TEST FAST CORP		3	1	25%	4
ST PETE DIRECT PRIMARY CARE		2	2	50%	4
Concordia Village of Tampa			3	100%	3
ROANE MEDICAL CENTER		2	1	33%	3
HARBORCHASE OF STUART			3	100%	3
NEWSTAR MEDICAL LABORATORIES		3			3
KISSIMMEE URGENT CARE		3			3
FIRST CARE - MIDDLESBORO			3	100%	3
CVS TX5807POCT PEARLAND		3			3
LEXINGTON MEDICAL CENTER		1	2	67%	3
IMMERSION RESIDENTIAL LLC			3	100%	3
NEMOURS CHILDRENS PRIMARY CARE HORIZON WEST			3	100%	3
SARASOTA PERSONAL MEDICINE		2	1	33%	3
SARASOTA IMMEDIATE CARE			3	100%	3
NORTHCREST MEDICAL CENTER		1	2	67%	3
CENTURY LINK SPORTS COMPLEX			3	100%	3
MEDEXPRESS URGENT CARE, HERMITAGE		1	2	67%	3
EVENING PEDIATRICS INC		1	2	67%	3

COVID-19: testing by laboratory

Data through Apr 3, 2021 verified as of Apr 4, 2021 at 09:25 AM

Data in this report are provisional and subject to change.

The numbers in the table below represent the number of Florida and non-Florida residents for whom test results were received by the Department of Health. A person can be tested by more than one laboratory and can have both positive and negative results. **Therefore, the sum of the numbers in each column will be larger than the total number of people tested.**

Reporting lab	Inconclusive	Negative	Positive	Percent positive	Total
Arbors at Marietta		3			3
AFFORDABLE PRIMARY CARE LLC		3			3
BROOKDALE LAKE MARY			3	100%	3
CLINICAL CARE ASSOCIATES, INC			3	100%	3
PATHOLOGY REFERENCE LAB LLC			3	100%	3
SOUTH BAY CORRECTIONAL FACILITY			3	100%	3
HALIFAX HEALTH CARE FOR WOMEN		3			3
SOFTLAB			3	100%	3
CABELL HUNTINGTON HOSPITAL CLINICAL LAB			3	100%	3
UNIVERSITY OF KANSAS MEDICAL CENTER			3	100%	3
Kroger 388 - The Little Clinic Braelinn Village		3			3
Kroger 093 - The Little Clinic Stapleton		2	1	33%	3
MINUTECLINIC, LLC #05891		2	1	33%	3
MANATEE URGENT CARE LLC			3	100%	3
MONTANA PUBLIC HEALTH LAB			3	100%	3
NOVA SOUTHEASTERN UNIVERSITY		2	1	33%	3
CENTRAL JERSEY URGENT CARE OF BROWN MI		3			3
MISSISSIPPI CARE CENTER OF DEKALB LLC		3			3
MALABAR FAMILY PRACTICE		1	2	67%	3
ACL LABORATORIES INDUSTRIAL TOXICOLOGY			3	100%	3
CVS SC2250POCT COLUMBIA		3			3
CVS MO5727POCT PLATTE CITY		3			3
WOODMARK AT UPTOWN ASSISTED LIVING		3			3
COASTAL SKIN SURGERY AND DERMATOLOGY PL		3			3
HARBORCHASE OF GAINESVILLE			3	100%	3
NORTHERN LIGHT LABORATORY		1	2	67%	3
WALGREENS #04311		3			3
CROSSVILLE MEDICAL GROUP		1	2	67%	3
GREATER MOBILE URGENT CARE – SPRINGHILL			3	100%	3
CVS MA920POCT CLINTON		3			3
GARCIA MORALES NELSON			3	100%	3
SACRED HEART HEALTH SYSTEMS INC			3	100%	3
CVS IL8753POCT CHICAGO		3			3
MID-FLORIDA PATHOLOGY LLC - MOBILE UNIT # 3		1	2	67%	3
QUALITY LABORATORY SERVICE		2	1	33%	3
CONCENTRA - PLANTATION		3			3
TRUE HEALTH – LAKE UNDERHILL		3			3
CVS MINUTE CLINIC DIAGNOSTIC MED GRP		3			3
MEDEXPRESS URGENT CARE - RICHMOND, W BROAD ST		3			3
Wynfield Park Health and Rehabilitation		3			3
NORTH CAROLINA DEPT OF HEALTH & HUMAN SRVCS STATE LAB OF PUBLIC HEALTH			3	100%	3
MEDEXPRESS URGENT CARE-CHIPPEWA		2	1	33%	3
TAMPA INTERNATIONAL AIRPORT			3	100%	3
LAURELLWOOD NURSING CENTER		1	2	67%	3
CHEROKEE COUNTY HEALTH AND REHAB CENTER		3			3
ROYAL PALM RETIREMENT CENTRE		3			3
NORTHSIDE MEDICAL CENTER		3			3

COVID-19: testing by laboratory

Data through Apr 3, 2021 verified as of Apr 4, 2021 at 09:25 AM

Data in this report are provisional and subject to change.

The numbers in the table below represent the number of Florida and non-Florida residents for whom test results were received by the Department of Health. A person can be tested by more than one laboratory and can have both positive and negative results. **Therefore, the sum of the numbers in each column will be larger than the total number of people tested.**

Reporting lab	Inconclusive	Negative	Positive	Percent positive	Total
USCG ABBOTT BINAXNOW		2	1	33%	3
SUNDALE NURSING HOME		3			3
ESTERO FIRE RESCUE		3			3
ESCO DRUG CO INC		3			3
Lakeview Village		3			3
EMERALD TRACE		3			3
SPRING LAKE REHABILITATION CENTER			3	100%	3
OLEAN GENERAL HOSPITAL		3			3
CAMPAZZI CONCIERGE MEDICAL SERVICES		2	1	33%	3
CROWNE HEALTH CARE OF FORT PAYNE		2	1	33%	3
ORLANDO HEALTH PHYSICIAN GROUP INC			3	100%	3
LINCOLN MEDICAL CENTER		3			3
CARENOW-ATASCOCITA			3	100%	3
LOCH HAVEN PEDIATRICS			3	100%	3
ALABAMA DEPT PUBLIC HEALTH			3	100%	3
HEPATOLOGY DIAGNOSTIC LAB			3	100%	3
GYN PATH SERVICES			3	100%	3
TIFTON CARECONNECT URGENT CARE			3	100%	3
RICHMOND CITY DEPARTMENT OF PUBLIC HEALTH			3	100%	3
MINUTECLINIC DIAGNOSTIC OF NEVADA-9586		2	1	33%	3
CARECENTER PHARMACY, LLC		3			3
EASTERN NEW MEXICO MEDICAL CENTER		3			3
ELITE PRIMARY CARE OF WAYCROSS			3	100%	3
FULGENT GENETICS HOUSTON		3			3
ORLANDO AIRPORT DIALYSIS		3			3
TARRANT COUNTY PUBLIC HEALTH		3			3
MEDEXPRESS URGENT CARE - BECKLEY		1	2	67%	3
BAPTIST PRIMARY CARE, INC.		2	1	33%	3
PIEDMONT HENRY HOSPITAL, INC		3			3
COMMUNITY HEALTH CENTERS INC			3	100%	3
APEX CLINICAL LABORATORIES INC		3			3
MEMORIAL HERMANN			3	100%	3
Kroger 448 - The Little Clinic Mason		3			3
CVS MO10151POCT SPRINGFIELD		2	1	33%	3
RCA LABORATORY SERVICES LLC			3	100%	3
HOUSTON METHODIST HOSPITAL			3	100%	3
SSM HEALTH ST LOUIS MICROBIOLOGY LABORATORY		1	2	67%	3
STARLING AT SAN JOSE			3	100%	3
SUN TERRACE HEALTH CARE CENTER			3	100%	3
BETHESDA HOSPITAL EAST BLOOD GAS LAB			3	100%	3
GROVES CENTER			3	100%	3
PM PEDIATRICS OF BAYSIDE, PLLC - MANHASSET		3			3
ADRIANA M CASTRO MD PA		3			3
HILLVIEW LABORATORY			3	100%	3
CVS NJ715POCT WAYNE		3			3
HELIX LW UC		1	2	67%	3
NORTH BROWARD HOSPITAL DISTRICT HEALTHCARE FOR THE HOMELESS			3	100%	3

COVID-19: testing by laboratory

Data through Apr 3, 2021 verified as of Apr 4, 2021 at 09:25 AM

Data in this report are provisional and subject to change.

The numbers in the table below represent the number of Florida and non-Florida residents for whom test results were received by the Department of Health. A person can be tested by more than one laboratory and can have both positive and negative results. **Therefore, the sum of the numbers in each column will be larger than the total number of people tested.**

Reporting lab	Inconclusive	Negative	Positive	Percent positive	Total
Grandview Health Care Center		3			3
VICAR'S LANDING NURSING HOME		2	1	33%	3
Englewood Health Care Center		3			3
FREDERICK MEMORIAL HOSPITAL			3	100%	3
MUNSON MEDICAL CENTER			3	100%	3
NASSAU COUNTY HEALTH DEPARTMENT-FERNANDINA BEACH C		3			3
PINELLAS PARK HEALTH CENTER - PINELLAS CHD		1	2	67%	3
BAPTIST OUTPATIENT SERVICES			3	100%	3
INTERNAL MEDICINE AND WOUND CARE SPECIALIST LLC		3			3
CVS IL2297144CV CHICAGO		3			3
FOUR WINDS BEHAVIORAL HEALTH		3			3
Georgiana Health and Rehabilitation, LLC		3			3
DEPARTMENT OF HEALTH AND ENVIRONMENTAL CONTROL			3	100%	3
MINUTECLINIC DIAGNOSTIC OF WISCONSIN,		3			3
Kroger 627 - The Little Clinic Castleberry		2	1	33%	3
MINUTECLINIC DIAGNOSTIC OF TEXAS, LLC #7435		2	1	33%	3
COVID PROCESSING SITE			3	100%	3
MT CARMEL PHARMACY INC		3			3
MID FLORIDA CLINICAL LABORATORY		2	1	33%	3
FLORIDA HOSPITAL PHYSICIANS GROUP		1	2	67%	3
ADVANCED PEDIATRICS			3	100%	3
PICHARDO CLINIC, THE		1	2	67%	3
MEDEXPRESS URGENT CARE NORWIN		3			3
CVS TX2876POCT PROSPER		3			3
MEDICAL SERVICES OF AMERICA HOME HEALTH		3			3
PRECIDENT FLORIDA		3			3
John Knox Manor Inc II		2	1	33%	3
ADVENTHEALTH MEDICAL GROUP PEDIATRICS AT APOPKA		3			3
24TH WEAPONS OF MASS DESTRUCTION - CIVIL SUPPORT		3			3
SUPER HEALTH PHARMACY LLC		3			3
HIALEAH SHORES NURSING AND		2	1	33%	3
CVS IN6605POCT INDIANAPOLIS		2	1	33%	3
PRISMA HEALTH MIDLANDS			3	100%	3
CVS PA2687POCT EXTON		3			3
ACCESS 365 URGENT CARE LLC		1	2	67%	3
Kroger 758 - The Little Clinic Providence		3			3
CVS PA1657POCT YORK		2	1	33%	3
SUMMIT MEDICAL GROUP - WEST ORANGE		3			3
ST LUKES HOSPITAL LABORATORY		2	1	33%	3
LEE CONVENIENT CARE AT SUMMERLIN			3	100%	3
AVALON MEDICAL GROUP		1	2	67%	3
EAST TENNESSEE CHILDREN'S HOSPITAL		2	1	33%	3
FAMILY TREE MEDICAL GROUP PA		2	1	33%	3
CVS AZ7841POCT TUCSON		3			3
CVS TX7675POCT RED OAK		1	2	67%	3
WALGREENS NO 19542		3			3
SURETOX LABORATORY LLC		2	1	33%	3

COVID-19: testing by laboratory

Data through Apr 3, 2021 verified as of Apr 4, 2021 at 09:25 AM

Data in this report are provisional and subject to change.

The numbers in the table below represent the number of Florida and non-Florida residents for whom test results were received by the Department of Health. A person can be tested by more than one laboratory and can have both positive and negative results. **Therefore, the sum of the numbers in each column will be larger than the total number of people tested.**

Reporting lab	Inconclusive	Negative	Positive	Percent positive	Total
WEST COCOA PHARMACY			3	100%	3
F W HUSTON MEDICAL CENTER SENIOR LIVIN		3			3
LRHS Florida Poly Tech		3			3
LAHEY CLINIC MEDICAL CENTER			3	100%	3
CROSSROADS URGENT CARE PLLC		3			3
PREMIER FAMILY AND SPORTS MEDICINE		2	1	33%	3
CUMBERLAND MEDICAL CENTER INC		3			3
THE CENTER FOR DISCOVERY		3			3
CVS TX7156POCT RICHARDSON		3			3
EASTMAN HEALTHCARE & REHAB		3			3
Medilodge of Montrose		3			3
BRIGHAM AND WOMEN'S HOSPITAL			3	100%	3
LIFE CARE CENTER OF SKAGIT VALLEY		3			3
MARYLAND STATE DEPT OF HEALTH	2		1	33%	3
MARTIN MEDICAL CENTER INC		1	2	67%	3
GONZALEZ MD AND ASWAD MD HEALTH SERVICES			3	100%	3
BROOKDALE OAKBRIDGE		1	2	67%	3
PREMIER PEDIATRICS LLC			3	100%	3
CVS MO4850POCT SPRINGFIELD		3			3
MINUTECLINIC DIAG OF IND, LLC #5369		2	1	33%	3
CVS RI326POCT NORTH SMITHFIELD		3			3
WEILL CORNELL MEDICAL ASSOCIATES - EAST SIDE		3			3
STEAMBOAT EMERGENCY CENTER			3	100%	3
WINDSOR AT OCALA		2	1	33%	3
SIGNATURE CARE PFLUGERVILLE			3	100%	3
NASON HOSPITAL			3	100%	3
NC STATE LABORATORY OF PUBLIC HEALTH		3			3
NYU WINTHROP LABORATORY		3			3
FELICIDAD MEDICAL CENTER INC			3	100%	3
CENTRAL DUPAGE HOSPITAL			3	100%	3
MEDFUSION		2	1	33%	3
ADVANCED HEART CARE OF SOUTH FLORIDA		3			3
BAPTIST PRIMARY CARE FERNANDINA BEACH			3	100%	3
SKIN WELLNESS PHYSICIANS LLC		3			3
Edward Hines, Jr. VA Hospital		2	1	33%	3
LEGACY ER AND URGENT CARE			3	100%	3
NORTH NAPLES HOSPITAL RESPIRATORY THERAPY DEPARTMENT			3	100%	3
MED FUSION			3	100%	3
CVS PA7611POCT ALLISON PARK		3			3
LEE MEMORIAL HOSPITAL BLOOD GAS LAB			3	100%	3
JUPITER INTERNAL MEDICINE AND ASSOCIATES			3	100%	3
EXETER HOSPITAL		3			3
TMH PHYSICIAN PARTNERS BLOUNTSTOWN			3	100%	3
CALLE OCHO DIALYSIS			3	100%	3
NEMOURS CHILDRENS PRIMARY CARE MAITLAND			3	100%	3
Broadview Multi-Care Center		3			3
JOJAN PHARMA INC		3			3

COVID-19: testing by laboratory

Data through Apr 3, 2021 verified as of Apr 4, 2021 at 09:25 AM

Data in this report are provisional and subject to change.

The numbers in the table below represent the number of Florida and non-Florida residents for whom test results were received by the Department of Health. A person can be tested by more than one laboratory and can have both positive and negative results. **Therefore, the sum of the numbers in each column will be larger than the total number of people tested.**

Reporting lab	Inconclusive	Negative	Positive	Percent positive	Total
SOLERA SPECIALTY PHARMACY LLC		2	1	33%	3
Rosedale Green		3			3
ST. PETERSBURG PEDIATRICS- 38TH AVENUE			3	100%	3
CVS GA5622POCT DALLAS		2	1	33%	3
CGH MEDICAL CENTER			3	100%	3
Kroger 635 - The Little Clinic Dacula		3			3
COLISEUM MED CTR LLC/COLISEUM MED CTRS		2	1	33%	3
FLORIDA HOSPITAL LABORATORIES		3			3
COL CROSSROAD		1	2	67%	3
CLINICA HISPANIA			3	100%	3
MOUNT SINAI AVENTURA DIAGNOSTIC CENTER			3	100%	3
NEW YORK STATE DEPARTMENT OF HEALTH		1	2	67%	3
GREENTREE MEDICAL CENTER			3	100%	3
TIFT REGIONAL HLTH SYSTEM, INC DBA SOU		3			3
CVS IL2798POCT CHICAGO		1	2	67%	3
CVS CT288POCT BRISTOL		2	1	33%	3
CORTLAND COUNTY HEALTH DEPARTMENT		3			3
THE PATHOLOGY LABORATORY		1	2	67%	3
COVANCE CLS			3	100%	3
CVS PA4000POCT INDIANA		3			3
PANCARE HEALTH - FRANKLIN CO			3	100%	3
CVS CA9803POCT RIVERSIDE		3			3
SPARROW CENTRAL LAB			3	100%	3
SKIPPACK MEDICAL LAB			3	100%	3
BROOKDALE SENIOR LIVING			3	100%	3
ASPEN VALLEY HOSPITAL			3	100%	3
MEDIC INFUSION PA		3			3
DOUGLASVILLE NURSING AND REHABILITATIO		3			3
ADVENTHEALTH MEDICAL GROUP INTERNAL MEDICINE		2	1	33%	3
2412 LEBANON PIKE		2	1	33%	3
Walgreens #5984		3			3
ORCHID COVE DAYTONA			3	100%	3
UHEALTH JACKSON URGENT CARE - CUTLER BAY		1	2	67%	3
SHANDS AT LAKE SHORE LAB		1	2	67%	3
BAPTIST HOSPITAL NURSING/PATIENT CARE			3	100%	3
ADVANCED MEDICAL RESEARCH CENTER LLC			3	100%	3
THOMAS LANGLEY			3	100%	3
COMMUNITY HEALTH CENTERS OF PINELLAS, INC		1	2	67%	3
HELIX BIOMEDICS LLC			3	100%	3
Kroger 522 - The Little Clinic Gahanna		2	1	33%	3
MINUTECLINIC DIAGNOSTIC OF PA LLC		3			3
Westside Terrace		3			3
PREMIER MOBILE HEALTH SERVICES, LLC		1	2	67%	3
BRANDON REGIONAL EMERGENCY CTR			3	100%	3
CAPTIAL REGIONAL MEDICAL CENTER			3	100%	3
STARMED FAMILY & URGENT CARE			3	100%	3
BOONES CREEK URGENT CARE		1	2	67%	3

COVID-19: testing by laboratory

Data through Apr 3, 2021 verified as of Apr 4, 2021 at 09:25 AM

Data in this report are provisional and subject to change.

The numbers in the table below represent the number of Florida and non-Florida residents for whom test results were received by the Department of Health. A person can be tested by more than one laboratory and can have both positive and negative results. **Therefore, the sum of the numbers in each column will be larger than the total number of people tested.**

Reporting lab	Inconclusive	Negative	Positive	Percent positive	Total
PREMIER CLINICAL RESEARCH INSTITUTE INC			3	100%	3
RAPID MEDLAB (004M0)		2	1	33%	3
BLACKWATER RIVER			3	100%	3
CVS KS676POCT LAWRENCE		2	1	33%	3
CVS NH2257POCT MANCHESTER		3			3
FLORIDA GASTROENTEROLOGY ASSOCIATES PA		3			3
MEDEXPRESS URGENT CARE-ARLINGTON		2	1	33%	3
MINUTECLINIC DIAGNOSTIC PA #3344		3			3
COVENANT PEDIATRICS		1	2	67%	3
Kennedy University Hospital -Wash Twp L		3			3
MIDWAY SPECIALTY CARE RX LLC		1	2	67%	3
MEDEXPRESS-HOUSTON EAST FWY		1	2	67%	3
NORTH SHORE HOSP. INFECTION CONTROL			3	100%	3
VA OUTPATIENT CLINIC-NEW PORT RICHEY			3	100%	3
MEDEXPRESS URGENT CARE - JEANNETTE		3			3
MEDEXPRESS URGENT CARE - WILKES BARRE		2	1	33%	3
AKRON GENERAL MEDICAL CENTER MAIN		3			3
WAL-MART STORES EAST LP		2	1	33%	3
PARRISH MEDICAL CENTER-WAIVED TESTING		3			3
CTRS			3	100%	3
CVS OH4359POCT HUDSON		3			3
CVS CA9485POCT MISSION VIEJO		3			3
PROHEALTH PRIMARY CARE - GLEN OAKS		3			3
CVS TN7144POCT BARTLETT		3			3
CVS PA7132POCT THORNDALE		3			3
SKR MEDICAL ADVISORS		3			3
BROOME COUNTY HEALTH DEPARTMENT		2	1	33%	3
CELEBRATION PRIMARY CARE ASSOCIATES LLC		3			3
MINUTECLINIC LLC #5176			3	100%	3
SCIENTIFIC LABORATORY DIVISION			3	100%	3
ANN STORCK CENTER INC		3			3
CVS AZ5026POCT MESA		3			3
Greystone Health Care Center		3			3
PROPATH			3	100%	3
STRINGFELLOW MEMORIAL HOSPITAL		3			3
MANATEE MEMORIAL HOSPITAL CLINICAL LABORATORY			3	100%	3
SCRIPPS CLINIC MEDICAL			3	100%	3
SAVANNAH COVE		3			3
DOCTORS HOSPITAL RENAISSANCE			3	100%	3
NEBRASKA DEPARTMENT OF HEALTH AND HUMAN SERVICES			3	100%	3
SERENADES BY SONATA		1	2	67%	3
THE OASIS BEACHSIDE		3			3
GUTHRIE CORNING HOSPITAL LABORATORY		3			3
MERCY HOSPITAL			3	100%	3
CVS NC7548POCT FUQUAY VARINA		2	1	33%	3
AVANTE INVERNESS		1	2	67%	3
NHC HealthCare, Cookeville		3			3

COVID-19: testing by laboratory

Data through Apr 3, 2021 verified as of Apr 4, 2021 at 09:25 AM

Data in this report are provisional and subject to change.

The numbers in the table below represent the number of Florida and non-Florida residents for whom test results were received by the Department of Health. A person can be tested by more than one laboratory and can have both positive and negative results. **Therefore, the sum of the numbers in each column will be larger than the total number of people tested.**

Reporting lab	Inconclusive	Negative	Positive	Percent positive	Total
VA PRIMARY CARE ANNEX			3	100%	3
TEMPUS_LABS			3	100%	3
OPTUM PRIMARY CARE - SILVER LAKES			3	100%	3
CLARA MAASS TRANSITIONAL CARE UNIT		3			3
CVS MO8555POCT KANSAS CITY		3			3
NEXT BIO RESEARCH SERVICES, LLC		1	2	67%	3
Bainbridge Health and Rehab		3			3
CHILDREN'S HEALTHCARE OF ATLANTA AT EG		3			3
HEARTLAND - CHARLESTON OF HANAHAN SC,		3			3
TERRACE OF ST CLOUD, THE		2	1	33%	3
CARESPOT-WELLINGTON			3	100%	3
ST. LUKE'S HOSPITAL - BETHLEHEM CAMPUS		1	2	67%	3
LITTLE SPURS PEDIATRIC URGENT CARE		1	2	67%	3
BOLING, STEPHANIE		3			3
MEDEXPRESS URGENT CARE - WHEELING		2	1	33%	3
COOPER UNIVERSITY HOSPITAL LABORATORY		2	1	33%	3
ALOHA HOME CARE LLC DBA ACCENTCARE HOME HEALTH OF		3			3
ARCPPOINT LABS OF ALTAMONTE SPRINGS		1	2	67%	3
WYOMING DEPT OF HEALTH			3	100%	3
WELLMED AT APOLLO BEACH BLVD		1	2	67%	3
ADVENT HEALTH - CENTRAL PASCO ER			3	100%	3
LIVINGSTON COUNTY DEPT OF HEALTH REPRO			3	100%	3
CVS AZ1720POCT QUEEN CREEK		3			3
Good Samaritan Society - Fairfield Glade		3			3
EVERGREEN WOODS HEALTH & REHAB CENTER		2	1	33%	3
YORK HOSPITAL - LABORATORY			3	100%	3
MEDEXPRESS URGENT CARE - FORT SMITH		3			3
AFC URGENT CARE/FARRAGUT			3	100%	3
CRISP REGIONAL HOSPITAL		3			3
CVS AZ7263POCT PHOENIX		3			3
MEDICAL CENTER OF CENTRAL GEORGIA			3	100%	3
NEBRASKA MEDICAL CENTER			3	100%	3
FLAGLER FAMILY MEDICINE PA			3	100%	3
MEDEXPRESS URGENT CARE - LITTLE ROCK		2	1	33%	3
BREVARD FAMILY WALK IN CLINIC			3	100%	3
NON-US			3	100%	3
LPG PEDIATRICS AT LEHIGH ACRES		2	1	33%	3
Kroger 387 - The Little Clinic Hubbards Lane		3			3
CERTIVIA LABORATORIES			3	100%	3
PHYSICIANS CARE INC		1	2	67%	3
SANFORD MOBILE LAB			3	100%	3
US SPECIALTY LABS			3	100%	3
BARONESS ERLANGER HOSPITAL		3			3
DOCTOR 4 U CLINIC		1	2	67%	3
TAYLOR MANOR		1	2	67%	3
Kroger 592 - The Little Clinic Alexander Plaza		2	1	33%	3
320 S TRANSIT ST		3			3

COVID-19: testing by laboratory

Data through Apr 3, 2021 verified as of Apr 4, 2021 at 09:25 AM

Data in this report are provisional and subject to change.

The numbers in the table below represent the number of Florida and non-Florida residents for whom test results were received by the Department of Health. A person can be tested by more than one laboratory and can have both positive and negative results. **Therefore, the sum of the numbers in each column will be larger than the total number of people tested.**

Reporting lab	Inconclusive	Negative	Positive	Percent positive	Total
MINUTECLINIC, LLC #07876		2	1	33%	3
SCHIFF CENTER FOR LIVER DISEASES		1	2	67%	3
FLORIDA LABORATORY ANALYSIS, LLC			3	100%	3
WOMACK ARMY MEDICAL CENTER			3	100%	3
ASPIRUS WAUSAU HOSPITAL			3	100%	3
PIEDMONT FAYETTE HOSPITAL		2	1	33%	3
CVS NC2749POCT CONCORD		3			3
EFFINGHAM HOSP, INC, DBA EFFINGHAM HEALTH		3			3
EAST NAPLES PEDIATRICS			3	100%	3
DOCTORS HOSPITAL OF AUGUSTA		3			3
HOMELAND CENTER		3			3
Lebanon VAMC		2	1	33%	3
TUFTS MEDICAL CENTER			3	100%	3
FLORIDA MENTOR-POINT WEST CLUSTER		3			3
DOCTORS OFFICE OF NEW JERSEY		3			3
SENTARA NORFOLK GENERAL HOSPITAL CENTRAL LAB			3	100%	3
CVS CT750POCT ENFIELD		3			3
MEDICAL CENTER OF THE ROCKIES			3	100%	3
CVS TX3292POCT WYLIE		3			3
TAMPA		1	2	67%	3
OHIO HEALTH DOCTORS HOSPITAL			3	100%	3
GULF COAST IMMEDIATE CARE CENTER		1	2	67%	3
CORMEUM LAB SERVICES, LLC			3	100%	3
CVS NJ837POCT MARLTON		3			3
LUCID LABORATORY SERVICES		3			3
ALLIED PHYSICIANS GROUP PLLC		3			3
MEDEXPRESS URGENT CARE - TOPEKA, SW WANAMAKER RD		3			3
CVS GA5637POCT VILLA RICA		3			3
WHITE EARTH IHS MAIN LAB		3			3
NORTH DAKOTA DEPT OF HEALTH MICROBIOLOGY		1	2	67%	3
COMMUNICABLE DISEASE CONTROL/PUBLIC HEALTH EMERGENCY PREPAREDNESS			3	100%	3
FAMILY CARE SPECIALISTS OF ORLANDO			3	100%	3
SAN JUAN REGIONAL MEDICAL CENTER		3			3
OPP HEALTH AND REHABILITATION		3			3
CCRX OF NORTH CAROLINA, LLC		2	1	33%	3
GENDERXPRESS/PICTURE ME PERFECT IMAGING			3	100%	3
MARION COUNTY FIRE RESCUE		3			3
HEALTH AND WELLNESS URGENT CARE LLC			3	100%	3
PUBLIC HEALTH TRUST OF MIAMI DADE COUNTY			3	100%	3
WEST TN HEALTH MED NORTH		3			3
VIRGINIA DIVISION OF CONSOLIDATED LABORATORIES			3	100%	3
INSPIRA MEDICAL CENTER VINELAND LAB		2	1	33%	3
WALGREENS #07502		3			3
UNITY HEALTH AND REHABILITATION CENTER			3	100%	3
MAYO		1	2	67%	3
MEDEXPRESS URGENT CARE, CHAMBERSBURG		2	1	33%	3
LEESBURG COMMUNITY HEALTH CENTERS			3	100%	3

COVID-19: testing by laboratory

Data through Apr 3, 2021 verified as of Apr 4, 2021 at 09:25 AM

Data in this report are provisional and subject to change.

The numbers in the table below represent the number of Florida and non-Florida residents for whom test results were received by the Department of Health. A person can be tested by more than one laboratory and can have both positive and negative results. **Therefore, the sum of the numbers in each column will be larger than the total number of people tested.**

Reporting lab	Inconclusive	Negative	Positive	Percent positive	Total
PIEDMONT NEWNAN HOSPITAL		3			3
PROMPT CARE OF CENTRAL FLORIDA LLC			3	100%	3
MANORCARE NURSING & REHABILITATION CENTER-NAPLES		3			3
CVS SC5471POCT LEXINGTON		2	1	33%	3
PEDIATRICS BY THE SEA JOG RD OFFICE			3	100%	3
RAPID CITY RUGENT CARE			3	100%	3
HELIX URGENT CARE			3	100%	3
Oak Creek Terrace		3			3
MEDEXPRESS URGENT CARE-WILKINS TOWNSHIP, WILLIAM PENN HIGHWAY		3			3
ADVANCED URGENT CARE CENTER OF THE UPPER KEYS		1	2	67%	3
MARRA'S PHARMACY		3			3
ADVENTHEALTH SEBRING- INFECTION CONTROL DEPARTMENT			3	100%	3
ADVICE FOR OPTIMAL WELLNESS, INC			3	100%	3
CVS IN6757POCT COLUMBUS		3			3
BEEBE MEDICAL CENTER LABORATORY		3			3
AUSTIN PUBLIC HEALTH			3	100%	3
Englewood Health and Rehab			3	100%	3
SISD EMPLOYEE HEALTH CLINIC			3	100%	3
BNC Medical Investors, LLC Berrien Nursing & Rehabilitation Center		3			3
MINUTECLINIC DIAGNOSTIC OF OHIO #5060		3			3
URGENT DOC - URGENT CARE CLINIC			3	100%	3
NORTHEAST FLORIDA INTERNAL MEDICINE PA		3			3
WHOLE CHILD PEDIATRICS			3	100%	3
MEDEXPRESS URGENT CARE - NORTH LITTLE		2	1	33%	3
COMMUNITY MEDICAL CENTER			3	100%	3
CANOPY PEDIATRICS		3			3
MPG JACKSONVILLE ATLANTIC BLVD		1	2	67%	3
BOSTON MEDICAL CENTER			3	100%	3
CORNERSTONE DRUG AND GIFT INC		3			3
CVS IL3163POCT OAK PARK		3			3
MEDICAL CITY DALLAS HOSPITAL			3	100%	3
ADVANCE FAMILY PRACTICE LLC□			3	100%	3
CVS OH2486POCT NILES		1	2	67%	3
CVS MA2401POCT MARSHFIELD		3			3
CANDLER HOSPITAL PATHOLOGY LABORATORY		2	1	33%	3
LOYOLA UNIVERSITY MEDICAL CENTER LABORATORY			3	100%	3
MINUTECLINIC DIAGNOSTIC OF NEW MEXICO LLC #7552		3			3
CARENOW-LEBANON		1	2	67%	3
ADVENTHEALTH MEDICAL GROUP ADULT AND SENIOR HEALTH			3	100%	3
WALGREENS #10264		3			3
MURFREESBORO MEDICAL CLINIC		3			3
SOUTH LAKE FAMILY HEALTH CENTER			3	100%	3
BRADENTON PHYSICIAN MEDICAL CENTER			3	100%	3
CVS CA9103POCT ESCONDIDO		3			3
SEMINOLE FAMILY HEALTH CENTER		3			3
ACCESS HEALTH CARE		2	1	33%	3
BAPTIST HEALTH SURGERY CENTER AT NORTHPOINT			3	100%	3

COVID-19: testing by laboratory

Data through Apr 3, 2021 verified as of Apr 4, 2021 at 09:25 AM

Data in this report are provisional and subject to change.

The numbers in the table below represent the number of Florida and non-Florida residents for whom test results were received by the Department of Health. A person can be tested by more than one laboratory and can have both positive and negative results. **Therefore, the sum of the numbers in each column will be larger than the total number of people tested.**

Reporting lab	Inconclusive	Negative	Positive	Percent positive	Total
BRENTWOOD SENIOR LIVING AT ST PETE			3	100%	3
MEDEXPRESS URGENT CARE - DANVILLE		3			3
OPTUM FLORIDA		2	1	33%	3
VIRTUA MEMORIAL HOSPITAL BURLINGTON COUNTY		1	2	67%	3
Kroger 571 - The Little Clinic Hendersonville		1	2	67%	3
CVS IN6572POCT INDIANAPOLIS		3			3
DELAWARE PUBLIC HEALTH LABORATORY		1	2	67%	3
MINUTECLINIC DIAG OF IND, LLC #6483		1	2	67%	3
FLORIDA MEDICAL ASSOCIATES		3			3
MEDEXPRESS URGENT CARE-CLOQUET		3			3
St. Josephs Hospital		1	2	67%	3
MEDEXPRESS URGENT CARE GREENSBURG		2	1	33%	3
VELOCITY CARE			3	100%	3
FAMILY FIRST PEDIATRICS			3	100%	3
WALGREENS #06416		3			3
OPENTRONS PRL		2	1	33%	3
NEXTCARE WYOMING LLC			3	100%	3
MINUTECLINIC, LLC (CLINIC 10928)		3			3
TOXUSALABS DBA CONNECTDX LABS		3			3
CVS MA969POCT PALMER		3			3
Kroger 768 - The Little Clinic Leestown Rd		2	1	33%	3
IOWA DEPARTMENT OF PUBLIC HEALTH			3	100%	3
SOMA MEDICAL CENTER PA #3 PALOMINO			3	100%	3
NORTHSIDE HOSPITAL DULUTH		2	1	33%	3
MINUTECLINIC, LLC #05814		3			3
VIRGINIA DEPARTMENT OF HEALTH DIVISION OF			3	100%	3
MOBIL LAB FOR ALL INC		3			3
CVS PA2688POCT COLLEGEVILLE		3			3
CVS IL4778POCT EVANSTON		3			3
ERIE COUNTY PUBLIC HEALTH CLINICAL		3			3
PHYSICIANS MEDICAL CENTER		3			3
JS HEALTHCARE		2	1	33%	3
MEDEXPRESS URGENT CARE, BELLE VERNON		3			3
Fort Gaines Health and Rehab		3			3
CAREHERE LLC			3	100%	3
NORTHWEST FLORIDA CLINICAL LAB		1	2	67%	3
NASSAU COUNTY HEALTH DEPARTMENT		3			3
CVS MA1945POCT HANOVER		3			3
CLEARWATER		2	1	33%	3
BASCOM PALMER EYE INSTITUTE			3	100%	3
YATES COUNTY PUBLIC HEALTH		3			3
OMNI HEALTHCARE INC		1	2	67%	3
CVS PHARMACY INC DBA CVS/PHARMACY #10908		3			3
SOUTH COUNTY MENTAL HEALTH CENTER INC			3	100%	3
SOFTCELL L-FORM LABORATORIES, LLC			3	100%	3
LEVY COUNTY DEPT. OF PUBLIC SAFETY		1	2	67%	3
UNIVERSITY HEALTH SERVICES RIVER CAMPUS		2	1	33%	3

COVID-19: testing by laboratory

Data through Apr 3, 2021 verified as of Apr 4, 2021 at 09:25 AM

Data in this report are provisional and subject to change.

The numbers in the table below represent the number of Florida and non-Florida residents for whom test results were received by the Department of Health. A person can be tested by more than one laboratory and can have both positive and negative results. **Therefore, the sum of the numbers in each column will be larger than the total number of people tested.**

Reporting lab	Inconclusive	Negative	Positive	Percent positive	Total
SOUTH MIAMI HOSPITAL			3	100%	3
CVS MA1006POCT BROCKTON		3			3
ADVENT HEALTH MEDICAL GROUP FAMILY MEDICINE			3	100%	3
Village on the Green			3	100%	3
TRINITY PEDIATRICS			3	100%	3
Hunterdon Medical Center Laboratory		3			3
HEALGEN SCIENTIFIC			3	100%	3
ADVENTHEALTH IMAGING LAKE NONA		1	2	67%	3
ORLANDO REGIONAL HEALTH SERVICES		1	2	67%	3
Gracemore Nursing and Rehab		3			3
AMI ST FRANCIS HOSPITAL LABORATORY		2	1	33%	3
AZALEALAND NURSING HOME		3			3
FRESENIUS KIDNEY CARE			3	100%	3
INTERCOASTAL FAMILY PRATICE		1	2	67%	3
SINAI POST ACUTE NURSING AND REHAB CE		3			3
MIDDLETON PEDIATRICS			3	100%	3
LIFELINK OF FLORIDA		1	2	67%	3
HOPE HEALTH CARE, LLC		3			3
INTERNAL MEDICINE & PEDIATRICS WELLNESS CENTER			3	100%	3
MEDEXPRESS URGENT CARE - ANDERSON		3			3
PEDIATRICS AND ADOLESCENT MEDICINE		2	1	33%	3
EXCEL URGENT CARE OF NJ, LLC		1	2	67%	3
ALLIANCE LABS @LRMC			3	100%	3
Maryfield Inc. dba Pennybyrn		3			3
NOVANT HEALTH PRESBYTERIAN		2	1	33%	3
EXPEDIAN URGENT CARE			3	100%	3
OHIO DEPARTMENT OF HEALTH LABORATORY		2	1	33%	3
QUEST DIAGNOSTICS CLINICAL LABORATORIES INC		2	1	33%	3
Magnolia Health and Rehab Center			3	100%	3
TIEHH BIOTERRORISM RESPONSE LAB			3	100%	3
Cleveland Clinic Weston			3	100%	3
ONSLOW MEMORIAL HOSPITAL LABORATORY		3			3
HARBOUR'S EDGE		2	1	33%	3
POINT OF CARE PRIVATE HEALTH MANAGEMENT			2	100%	2
BMC/JACSONVILLE		1	1	50%	2
GREEN POINT RX INC DBA ALTRU CHEMISTS		2			2
MEDEXPRESS URGENT CARE - CHERRY HILL		2			2
CVS OH5457POCT POWELL		2			2
Essex Center for Rehabilitation and Healthcare		2			2
MINUTE CLINIC DIAGNOSTIC OF KANSAS PA		2			2
Mitchell Hollingsworth Nursing and Rehab		2			2
EXPRESSCARE URGENT CARE CENTER			2	100%	2
HEALTH & REHAB CTR AT DOLPHINS VIEW, THE			2	100%	2
CVS IL2788POCT BUFFALO GROVE		2			2
PRONTO URGENT CARE			2	100%	2
Kroger 409 - The Little Clinic Hebron Marketplace		1	1	50%	2
TULANE MEDICAL CENTER			2	100%	2

COVID-19: testing by laboratory

Data through Apr 3, 2021 verified as of Apr 4, 2021 at 09:25 AM

Data in this report are provisional and subject to change.

The numbers in the table below represent the number of Florida and non-Florida residents for whom test results were received by the Department of Health. A person can be tested by more than one laboratory and can have both positive and negative results. **Therefore, the sum of the numbers in each column will be larger than the total number of people tested.**

Reporting lab	Inconclusive	Negative	Positive	Percent positive	Total
VA SALT LAKE CITY HCS		2			2
CORE OCCUPATIONAL RESOURCES, LLC			2	100%	2
CVS OH4327POCT PAINESVILLE		2			2
NEW BRIDGE MEDICAL CENTER		2			2
ADVENTIST HINSDALE HOSPITAL LABORATORY			2	100%	2
MORRISTOWN MEMORIAL HOSPITAL		2			2
INTERNAL MEDICINE ASSOCIATES-DUNELLON			2	100%	2
Providence VAMC		2			2
REHOBOTH MCKINLEY CHRISTIAN HOSPITAL		2			2
UMASS MEMORIAL MEDICAL CENTER, INC		1	1	50%	2
EASTLAKE MEDICAL CENTER		2			2
GEISINGER MEDICAL CENTER		2			2
DEPT OF HEALTH			2	100%	2
MERCY CONVENIENT CARE			2	100%	2
CVS SC4382POCT SPARTANBURG		2			2
SOUTHSIDE FAMILY MEDICAL		2			2
Piney Grove Nursing and Rehabilitation Center		2			2
WILLOW CREEK RETIREMENT CENTER		2			2
UNIVERSITY OF MN MEDICAL CENTER EAST CAMPUS			2	100%	2
VANAYER HEALTHCARE AND REHAB CENTER		2			2
MIDDLE TENN MENTAL HEALTH INSTITUTE		2			2
FLORIDA DEPARTMENT OF HEALTH PINELLAS COUNTY-			2	100%	2
MARYWOOD NURSING CARE CENTER		2			2
NEMOURS CHILDRENS PRIMARY CARE			2	100%	2
Imboden Creek Living Center		2			2
MEDLOGIC, LLC		2			2
CROSSROADS URGENT CARE DBA URGENT TEA		2			2
MEMORIAL HERMANN HOSPITAL			2	100%	2
BELLIN HOSPITAL			2	100%	2
MAURY REGIONAL MEDICAL CENTER		2			2
CARTER BLOOD CARE			2	100%	2
SHEPHERD CENTER CLINICAL LABORATORY		2			2
MEDEXPRESS URGENT CARE-SALINA, S 9TH ST		2			2
Edinboro Manor		2			2
MINUTECLINIC DIAGNOSTIC, PA #10252		2			2
BENEVA LAKES ASSISTED LIVING CENTER			2	100%	2
CVS OH2381POCT LEWIS CENTER		2			2
WURLAND NURSING AND REHABILITATION, L		2			2
DAYTON CHILDRENS HOSPITAL LAB			2	100%	2
PUTNAM COUNTY PUBLIC HEALTH UNIT		2			2
MIAMI DADE MEDICAL RESEARCH INSTITUTE			2	100%	2
New Jersey Aim At Smg		2			2
REELFOOT FAMILY WALK IN CLINIC - TIPT		2			2
BOCA RATON REGIONAL HOSPITAL INC			2	100%	2
DEVLAB, LLC			2	100%	2
ST LUKES HOSPITAL			2	100%	2
MEDEXPRESS URGENT CARE - RUNNEMEDE		1	1	50%	2

COVID-19: testing by laboratory

Data through Apr 3, 2021 verified as of Apr 4, 2021 at 09:25 AM

Data in this report are provisional and subject to change.

The numbers in the table below represent the number of Florida and non-Florida residents for whom test results were received by the Department of Health. A person can be tested by more than one laboratory and can have both positive and negative results. **Therefore, the sum of the numbers in each column will be larger than the total number of people tested.**

Reporting lab	Inconclusive	Negative	Positive	Percent positive	Total
MEDRITE MEDICAL CARE PC		2			2
MEDEXPRESS URGENT CARE-MT PLEASANT		1	1	50%	2
WASHINGTON STATE DEPARTMENT OF HEALTH PUBLIC HEALTH LABORATORIES			2	100%	2
CVS NJ1927POCT GREEN BROOK		2			2
CAREWELL JW - WORCESTER LNC			2	100%	2
MID AMERICA CLINICAL LABS			2	100%	2
MEMORIAL SLOAN KETTERING CANCER CENTER		1	1	50%	2
BAPTIST HEALTH LEXINGTON			2	100%	2
INTEGRITY CLINICAL RESEARCH CENTER INC		1	1	50%	2
NAVAL BRANCH MEDICAL CLINIC			2	100%	2
UPS			2	100%	2
ELMHURST MEMORIAL HOSPITAL			2	100%	2
GOLDSTEIN			2	100%	2
Kroger 647 - The Little Clinic Newnan Crossings		1	1	50%	2
WHITESANDS OUTPATIENT TREATMENT		2			2
FL DEPT OF HEALTH MARION COUNTY MOBILE HEALTH UNIT			2	100%	2
THOMASVILLE REGIONAL MEDICAL CENTER		2			2
John L. McClellan Memorial Veterans Hospital		2			2
EXPRESS CARE OF THE SHOALS		1	1	50%	2
RIVER CITY MEDICAL ASSOCIATES, INC			2	100%	2
NATIONAL JEWISH HEALTH			2	100%	2
STARR COUNTY MEMORIAL HOSPITAL			2	100%	2
BAYSHORE MEDICAL CENTER			2	100%	2
UPSON REGIONAL MEDICAL CENTER		1	1	50%	2
ASPIRUS RIVERVIEW HOSPITAL & CLINICS INC		1	1	50%	2
STUDENT HEALTH SERVICES			2	100%	2
BAPTIST HEALTHCARE - LAKEVIEW CENTER INC		2			2
TRINITY DIALYSIS			2	100%	2
COLUMBIA COTTAGE		2			2
Cedar Valley Nursing & Rehab Center		2			2
MINUTECLINIC, DIAGNOSTIC OF TEXAS, LLC		2			2
GASTROENTEROLOGY ASSOCIATES			2	100%	2
SOUTHEAST GEORGIA HEALTH SYSTEM			2	100%	2
Manor Care-Kingston Court of York PA, LLC		2			2
SPECIALTY LABORATORIES			2	100%	2
MEMORIAL HOSPITAL OF CARBONDALE			2	100%	2
PEACE RIVER MEDICAL CENTER		2			2
STARR CITY OF ROMA COMMUNITY CENTER			2	100%	2
NORTHWEST MEDICAL CENTER LABORATORY		2			2
SYNEOS HEALTH			2	100%	2
Hackensack Univ Medical Center At Pasc		1	1	50%	2
SOUTH HILLSBOROUGH CBOC			2	100%	2
DR. G'S URGENT CARE			2	100%	2
MEDEXPRESS URGENT CARE - SPRINGDALE, S 40TH STREET		2			2
SPRING HILL REGIONAL HOSPITAL			2	100%	2
KANSAS CITY VA MEDICAL CENTER			2	100%	2
RIVERVIEW MEDICAL CLINIC		2			2

COVID-19: testing by laboratory

Data through Apr 3, 2021 verified as of Apr 4, 2021 at 09:25 AM

Data in this report are provisional and subject to change.

The numbers in the table below represent the number of Florida and non-Florida residents for whom test results were received by the Department of Health. A person can be tested by more than one laboratory and can have both positive and negative results. **Therefore, the sum of the numbers in each column will be larger than the total number of people tested.**

Reporting lab	Inconclusive	Negative	Positive	Percent positive	Total
JACKSON LABORATORY OF GENOMIC MEDICINE		2			2
CVS TX7603POCT SAGINAW		2			2
GIGI WOOD DAVIS DO-FAMILY MEDICINE		2			2
CONWAY MEDICAL CENTER			2	100%	2
SAVANNAH STATE UNIVERSITY, COUNSELING		2			2
ADVANTA ANALYTICAL LABORATORIES			2	100%	2
MEDEXPRESS URGENT CARE - WOODBURY			2	100%	2
UNIVERSITY OF TEXAS AT EL PASO, THE			2	100%	2
UK HEALTHCARE			2	100%	2
CQUENTIA NGS, LLC			2	100%	2
DRR JMC URGENT CARE DONALD ROSS			2	100%	2
FLORIDA KEYS PED & ADOLES CTR			2	100%	2
DASCENA LAB			2	100%	2
UNITED MEMORIAL MEDICAL CENTER			2	100%	2
SOUTHERN SURGICAL ARTS		2			2
GULF COAST MEDICAL CENTER RESPIRATORY CARE			2	100%	2
PT&J REHAB LLC		1	1	50%	2
LARKIN COMMUNITY HOSPITAL PALM SPRINGS CAMPUS		1	1	50%	2
LABRADOR PRIMARY CARE CENTER			2	100%	2
Good Samaritan Society Waukon		2			2
WyndRidge Health & Rehabilitation		2			2
Kroger 096 - The Little Clinic Orchard and Holly		2			2
PALOS COMMUNITY HOSPITAL LABORATORY			2	100%	2
ASCENSION ST MICHAEL'S HOSPITAL LAB		1	1	50%	2
SALEM VAMC		2			2
NORTH MCALLEN PEDIATRIC CENTER			2	100%	2
LAB CORP OF AMER SAN DIEGO			2	100%	2
SOWAL HEALTH & DRUG			2	100%	2
SOUTH TAMPA AFTER HOURS CLINIC			2	100%	2
ST JOHN'S RIVERSIDE HOSPITAL		2			2
Alden Des Plaines			2	100%	2
URGENT CARE AND SURGERY CENTER			2	100%	2
UVA HEALTH SYSTEM MEDICAL LABORATORIES			2	100%	2
PRIMACARE MEDICAL LAKEWOOD			2	100%	2
DALLAS MEDICAL CENTER			2	100%	2
ILLINOIS DEPT OF PUBLIC HEALTH LABS			2	100%	2
MAWD PATHOLOGY GROUP			2	100%	2
PUBLIX PHARMACY #1048		2			2
CARESPOT URGENT CARE		1	1	50%	2
NOVA SOUTHEASTERN UNIVERSITY - STUDENT MEDICAL CTR			2	100%	2
Oakmont of Katy Nursing and Rehabilitation		2			2
MILLERSVILLE UNIVERSITY HEALTH SERVICE		2			2
Heartland Healthcare Center Boca Raton			2	100%	2
MEDEXPRESS URGENT CARE-BLOOMFIELD AVEN		2			2
Advanced Rehabilitation and Healthcare of Wichita Falls		2			2
UTMB PATHOLOGY CLINICAL SERVICES LABORATORY			2	100%	2
MYKIDZMD PEDIATRICS PLLC		2			2

COVID-19: testing by laboratory

Data through Apr 3, 2021 verified as of Apr 4, 2021 at 09:25 AM

Data in this report are provisional and subject to change.

The numbers in the table below represent the number of Florida and non-Florida residents for whom test results were received by the Department of Health. A person can be tested by more than one laboratory and can have both positive and negative results. **Therefore, the sum of the numbers in each column will be larger than the total number of people tested.**

Reporting lab	Inconclusive	Negative	Positive	Percent positive	Total
UWMC MONTLAKE DEPT OF LAB MED			2	100%	2
MC MEDICAL			2	100%	2
AMEDISYS HOME HEALTH OF GREENVILLE			2	100%	2
NORTHSIDE FAMILY MEDICINE AND URGENT CARE (CUMMING)		2			2
HAMILTON COUNTY HEALTH DEPARTMENT		2			2
MONICE DR.			2	100%	2
Kroger 777 - The Little Clinic Shelbyville		1	1	50%	2
University Center East			2	100%	2
Kroger 412 - The Little Clinic Oxford		2			2
CATSKILL REGIONAL MEDICAL CENTER		2			2
MEDEXPRESS URGENT CARE - WEXFORD		2			2
CHARLOTTE COUNTY HEALTH DEPARTMENT			2	100%	2
LINIL VISITING NURSES, INC		2			2
MEDERI CARETENDERS		1	1	50%	2
AUSTIN REGIONAL CLINIC MICROBIOLOGY LAB			2	100%	2
Granville Center	1	1			2
SOUTHEASTERN INSTITUTE OF RESTORATIVE MEDICINE		1	1	50%	2
Holiday Retirement Home			2	100%	2
Warren Center for Rehabilitation and Nursing		2			2
GARDENS PEDIATRICS			2	100%	2
COOPER CLINIC			2	100%	2
DMC UNIVERSITY LABORATORIES		1	1	50%	2
CARINGPLUS HOMECARE LLC		1	1	50%	2
NORTHSIDE FAMILY MEDICINE AND URGENT CARE (HOLLY SPRINGS)		2			2
SENECA HEALTH CARE CENTER		2			2
FLORIDA DEPARTMENT OF HEALTH IN LEE COUNTY		1	1	50%	2
ROPER HOSPITAL			2	100%	2
Good Samaritan Society-Blackduck		1	1	50%	2
PARKLAND HEALTH & HOSPITAL			2	100%	2
MEDEXPRESS URGENT CARE - LINCOLN		2			2
Beth Sholom Home of Eastern Virginia		1	1	50%	2
UNIVERSITY OF MIAMI HOSPITALS & CLINIC			2	100%	2
HOLY FAMILY MEDICAL CENTER		1	1	50%	2
EASTERN NEW MEXICO UNIVERSITY STUDENT		2			2
MEDEXPRESS URGENT CARE - DERBY N ROCK		2			2
MCLAREN REGIONAL MEDICAL CENTER			2	100%	2
MEDEXPRESS URGENT CARE - LAWRENCE		2			2
87TH MEDICAL GROUP – MCGUIRE AMBULATORY CARE FACILITY		2			2
WALGREENS #06583		2			2
CVS IL8750POCT CHICAGO		1	1	50%	2
BAYCARE OUTREACH LAB WH SOUTH			2	100%	2
RENFREW CENTERS INC		2			2
OAKMONT OF UNION SC, LLC		2			2
CVS MO5724POCT KANSAS CITY		2			2
CLEVELAND CLINIC FLORIDA LABORATORY			2	100%	2
CVS MN663POCT APPLE VALLEY		2			2
DELRAY BEACH HEALTH DEPT LAB			2	100%	2

COVID-19: testing by laboratory

Data through Apr 3, 2021 verified as of Apr 4, 2021 at 09:25 AM

Data in this report are provisional and subject to change.

The numbers in the table below represent the number of Florida and non-Florida residents for whom test results were received by the Department of Health. A person can be tested by more than one laboratory and can have both positive and negative results. **Therefore, the sum of the numbers in each column will be larger than the total number of people tested.**

Reporting lab	Inconclusive	Negative	Positive	Percent positive	Total
WEST HOUSTON MEDICAL CENTER			2	100%	2
US LABS		2			2
AMICUS MEDICAL CENTER LLC			2	100%	2
COLONIAL VILLA GOOD SAMARITAN CENTER		2			2
BAPTIST HOSPITAL OF MIAMI MCI BROWARD LABORATORY			2	100%	2
GILA REGIONAL MEDICAL CENTER		2			2
AFC URGENT CARE CLEVELAND			2	100%	2
MEDEXPRESS URGENT CARE, HANOVER		2			2
OUR LADY OF THE LAKE REGIONAL MEDICAL CENTER			2	100%	2
ORLANDO COVID TEST , LLC		1	1	50%	2
INN AT LAPOSADA,THE			2	100%	2
TWIN LAKES REHAB & HEALTHCARE		2			2
GALEN BAYLOR EXTENSION		2			2
HOME CARE PHARMACY OF PALM COAST INC		2			2
CSS- TWELVE OAKS			2	100%	2
Iowa Veterans Home		2			2
ALL 4 KIDZ PEDIATRICS		2			2
GOLISANO PEDIATRICS PORT CHARLOTTE HARBOR		2			2
Delaware Court Healthcare Center		2			2
ManorCare Rehab Center of Marietta		2			2
OLYMPUS HEALTH AND PERFORMANCE			2	100%	2
CVS KY2332POCT GEORGETOWN		1	1	50%	2
A+ URGENT/PRIMARY CARE			2	100%	2
DNA DIAGNOSTICS CENTER		2			2
Timber Ridge Health Care Center			2	100%	2
CVS MO8581POCT BLUE SPRINGS		1	1	50%	2
PINARD HOME HEALTH SERVICES INC			2	100%	2
107TH PLACE GROUP HOME		2			2
VISITING PHYSICIANS OF THE TREASURE COAST LLC			2	100%	2
FLORIDA SCHOOL FOR THE DEAF & BLIND			2	100%	2
CPL LABS			2	100%	2
MERCY HEALTH LAB		1	1	50%	2
LAWRENCE GENERAL HOSPITAL			2	100%	2
UT AUSTIN UNIVERSITY HEALTH SERVICES			2	100%	2
SUNSHINE PHARMACY		2			2
HCR MANOR CARE SERVICES OF FLORIDA III INC		2			2
LIFT HEALTH		2			2
Durham VAMC		2			2
PRIMARY HEALTH CARE ASSOCIATES INC			2	100%	2
ADVENTHEALTH MEDICAL GROUP FAMILY AND INTERNAL		1	1	50%	2
MEMORIAL HOSPITAL OF TAMPA			2	100%	2
HAMILTON CHD		2			2
RAPID URGENT CARE - ALBANY			2	100%	2
INA		1	1	50%	2
CLEAR LAKE REGIONAL MEDICAL CENTER			2	100%	2
Luther Acres Manor		2			2
MEDEXPRESS URGENT CARE - CONWAY		2			2

COVID-19: testing by laboratory

Data through Apr 3, 2021 verified as of Apr 4, 2021 at 09:25 AM

Data in this report are provisional and subject to change.

The numbers in the table below represent the number of Florida and non-Florida residents for whom test results were received by the Department of Health. A person can be tested by more than one laboratory and can have both positive and negative results. **Therefore, the sum of the numbers in each column will be larger than the total number of people tested.**

Reporting lab	Inconclusive	Negative	Positive	Percent positive	Total
Kings County Hospital Center			2	100%	2
CVS TX7151POCT HUMBLE		2			2
UHEALTH CORAL SPRINGS			2	100%	2
HEALTH PARTNERS REGIONAL HOSPITAL			2	100%	2
Kroger 550 - The Little Clinic Bellevue		2			2
LAKE SUCCESS EXTENDED CARE		2			2
WALGREENS #3811			2	100%	2
STANFORD HEALTH CARE ANATOMIC PATHOLOGY & CLINICAL LAB			2	100%	2
ATHENA CARE RESOURCES LLC		2			2
Macon Valley Nursing and Rehabilitation Center		2			2
MINUTECLINIC DIAG OF IND, LLC #4368		2			2
BFT LAB			2	100%	2
CVS OH4301POCT NORTHFIELD		2			2
CHNJ		2			2
PALM BEACH DIGESTIVE ASSOCIATES			2	100%	2
SHORE MEDICAL CENTER		2			2
JBSA-SAM HOUSTON			2	100%	2
PENINSULA REGIONAL MED CTR LAB			2	100%	2
DALLAS BAPTIST UNIVERSITY - HEALTH SERVICES			2	100%	2
MAYO CLINIC GROUP PRACTICE LABORATORY			2	100%	2
ST JOSEPH'S HOSPITAL INC			2	100%	2
UMHC HOLLYWOOD LABORATORY			2	100%	2
OAKMONT WEST- GREENVILLE SC		2			2
MAGNOLIA MANOR OF COLUMBUS		2			2
AGILE URGENT CARE			2	100%	2
MOBILE COUNTY HEALTH DEPARTMENT		1	1	50%	2
CVS IN6559POCT AVON		2			2
INTERNAL MEDICINE SPECIALISTS MEDICAL GROUP, PA		2			2
WEAKLEY COUNTY REHAB AND NURSING CENTER		2			2
GULF COAST REGIONAL MEDICAL CARE		2			2
NORTHSIDE FAMILY MEDICINE AND URGENT CARE (EAST COBB)		2			2
BAYCARE OUTREACH LAB			2	100%	2
TRICORE REFERENCE LABORATORY		1	1	50%	2
MAINE CENTER FOR DISEASE CONTROL AND PREVENTION			2	100%	2
APC PEDIATRICS			2	100%	2
BIRMINGHAM INTERNAL MEDICINE ASSOCIATE		1	1	50%	2
CDK LIBERTY ENTERPRISES, LLC		2			2
HEARTLAND HOME HEALTH CARE		2			2
MEASE MANOR MEMORY CARE		2			2
CHILDREN'S HEALTHCARE OF ATLANTA		2			2
Greystone Nursing and Rehab, LLC			2	100%	2
UNM SANDOVAL REGIONAL MEDICAL CENTER		2			2
Birchaven		2			2
SCIENTIFIC LABORATORY COMPANY		2			2
COBLESKILL REGIONAL HOSPITAL		2			2
VILLAGES HEALTH SYSTEM, LLC, THE			2	100%	2
METHODIST MANSFIELD MEDICAL CENTER			2	100%	2

COVID-19: testing by laboratory

Data through Apr 3, 2021 verified as of Apr 4, 2021 at 09:25 AM

Data in this report are provisional and subject to change.

The numbers in the table below represent the number of Florida and non-Florida residents for whom test results were received by the Department of Health. A person can be tested by more than one laboratory and can have both positive and negative results. **Therefore, the sum of the numbers in each column will be larger than the total number of people tested.**

Reporting lab	Inconclusive	Negative	Positive	Percent positive	Total
HOPE HEALTH & WELLNESS		2			2
OAKBRIDGE TERRACE AT SAE			2	100%	2
VAULT HEALTH			2	100%	2
PHYSICIANS LABORATORY SERVICES			2	100%	2
BERNHARDT LABORATORIES INC			2	100%	2
Kroger 519 - The Little Clinic Georgesville Square		2			2
CVS NV8784POCT LAS VEGAS		1	1	50%	2
FLORIDA MEDICAL CLINIC, LLC			2	100%	2
ALL PEDIATRIC CARE PA			2	100%	2
WEST FLORIDA MEDICAL ASSOCIATES, PA			2	100%	2
MED-LAKE LABORATORY, LLC			2	100%	2
COOK HOSPITAL AND CARE CENTER		1	1	50%	2
POMERENE HOSPITAL			2	100%	2
BAYCARE LABORATORIES			2	100%	2
POMONA VALLEY COMMUNITY HOSPITAL			2	100%	2
BEAUFORT MEMORIAL			2	100%	2
MEDEXPRESS URGENT CARE - CEDAR KNOLLS		2			2
CVS MD1490POCT GAITHERSBURG		2			2
CVS OH4300POCT STRONGSVILLE		2			2
CVS OH6167POCT ASHLAND		2			2
MY PHARMACY			2	100%	2
SIMMONS			2	100%	2
CVS MI8091POCT FRASER		2			2
PM PEDIATRICS OF SELDEN, PLLC		2			2
NEW YORK CITY CENTRAL COVID			2	100%	2
Church Creek SNF			2	100%	2
ADVENT HEALTH - OWASA			2	100%	2
UNIVERSITY OF MARYLAND MEDICAL CENTER			2	100%	2
SANIBEL MEDICAL CLINIC			2	100%	2
ROYAL CARE MEDICAL CENTER			2	100%	2
Eugene J. Towbin Healthcare Center		2			2
CVS AZ5477POCT SURPRISE		2			2
PEACE OF MIND REHAB CENTER		2			2
PLANT CITY FAMILY CARE		2			2
CVS CA8861POCT BUENA PARK		2			2
SELECT MEDICAL CLINIC			2	100%	2
SOUTHEASTERN IMMEDIATE CARE- MILLEDGEVILLE GA			2	100%	2
CVS CA9858POCT SANTA CLARITA		2			2
WARE EXPRESS CARE			2	100%	2
Parkridge Specialty Care		2			2
DEBORAH HEART AND LUNG CENTER		2			2
ACCESS MEDICAL GROUP OF FLORIDA CITY			2	100%	2
NORTH OKALOOSA PHYSICIAN GRP - WALK IN CLINIC			2	100%	2
WOODHILLS LABS			2	100%	2
BRANDYWYNE HEALTH CARE CENTER			2	100%	2
JACKSONVILLE VA OPC			2	100%	2
SENDER RETREAT ADULT DAY CARE CENTERS			2	100%	2

COVID-19: testing by laboratory

Data through Apr 3, 2021 verified as of Apr 4, 2021 at 09:25 AM

Data in this report are provisional and subject to change.

The numbers in the table below represent the number of Florida and non-Florida residents for whom test results were received by the Department of Health. A person can be tested by more than one laboratory and can have both positive and negative results. **Therefore, the sum of the numbers in each column will be larger than the total number of people tested.**

Reporting lab	Inconclusive	Negative	Positive	Percent positive	Total
PALM MEDICAL CENTER - PLANT CITY□		2			2
ADVOCATE SHERMAN HOSPITAL			2	100%	2
WELLSTAR WEST GEORGIA MEDICAL CENTER		2			2
Walgreens #10207		2			2
UT PATH			2	100%	2
FLORIDA MEDICAL CLINIC IM LUTz			2	100%	2
GINKGO-IXLAYER		2			2
EAST GEORGIA REGIONAL MEDICAL CENTER		1	1	50%	2
PALMS OF FT MYERS,THE			2	100%	2
ST. JOSEPH REGIONAL MEDICAL CENTER			2	100%	2
CVS NV2989POCT NORTH LAS VEGAS		1	1	50%	2
PTC LABORATORIES			2	100%	2
BROOKSVILLE DIALYSIS			2	100%	2
COMPLETE HEALTH MEDICAL CENTER			2	100%	2
MEDEXPRESS URGENT CARE - OMAHA N 72 ST		2			2
Kroger 549 - The Little Clinic Clinton Highway		2			2
Kroger 441 - The Little Clinic Middletown		2			2
DELAWARE DIAGNOSTICS LABS			2	100%	2
Jacob's Creek Nursing and Rehabilitation Center		2			2
U OF MIAMI MILLER SCHOOL OF MEDICINE			2	100%	2
UW HOSPITAL AND CLINICS		1	1	50%	2
STATE OF FLORIDA			2	100%	2
GRACE HEALTHCARE OF LAKE WALES		1	1	50%	2
MEDEXPRESS URGENT CARE - WICHITA, N MAIZE RD		1	1	50%	2
DOCTOR'S IN-HOUSE LAB/COMMUNITY HEALTH CENTERS OF PINELLAS – JOHNNIE R			2	100%	2
Sevierville Health and Rehabilitation		2			2
CVS MINUTE CLINIC #5836		2			2
UNIVERSITY OF MIAMI SCCC RESEARCH LABORATORY			2	100%	2
MINUTECLINIC DIAGNOSTIC MEDICAL		2			2
MEDPOST - NORTH DALLAS			2	100%	2
Walgreens #12427		1	1	50%	2
COASTAL MEDICAL LAB			2	100%	2
TEQUESTA FAMILY MEDICAL CENTER LLC			2	100%	2
RABI SINHA, MD		2			2
SUMMERFIELD RETIREMENT LIVING, INC			2	100%	2
THE CLUB AT BOYNTON BEACH, LLC			2	100%	2
CVS MA137POCT QUINCY		2			2
AUGUSTA HEALTH SKILLED CARE			2	100%	2
PHYSICIANS PREMIER			2	100%	2
Kroger 739 - The Little Clinic La Grange Road		2			2
EAST CORE LAB			2	100%	2
WALGREENS #15495		1	1	50%	2
BROOKS -TLC HOSPITAL SYSTEM			2	100%	2
PM PEDIATRICS OF BAYSIDE PLLC - HOPEWELL JUNCTION		2			2
CVS NV5286POCT HENDERSON		2			2
MOUNT SINAI MEDICAL CENTER OF FLORIDA, INC			2	100%	2
SOMA MEDICAL CENTER P.A. #4			2	100%	2

COVID-19: testing by laboratory

Data through Apr 3, 2021 verified as of Apr 4, 2021 at 09:25 AM

Data in this report are provisional and subject to change.

The numbers in the table below represent the number of Florida and non-Florida residents for whom test results were received by the Department of Health. A person can be tested by more than one laboratory and can have both positive and negative results. **Therefore, the sum of the numbers in each column will be larger than the total number of people tested.**

Reporting lab	Inconclusive	Negative	Positive	Percent positive	Total
VALLEY BAPTIST MEDICAL CENTER: BROWNSVILLE			2	100%	2
MI Nursing Restorative Center		2			2
NATIONWIDE LABORATORY SERVICES		1	1	50%	2
UHEALTH CARDIOLOGY			2	100%	2
BOSTON PUBLIC HEALTH COMMISSION			2	100%	2
Mary Anna Nursing Home		2			2
Kroger 687 - The Little Clinic Sugar Hill		1	1	50%	2
ARCPPOINTLABS OF VIRGINIA BEACH		1	1	50%	2
ROBERTS WESLEYAN COLLEGE HEALTH CENTE		2			2
ST JOSEPHS HOSPITAL PATHOLOGY LAB		2			2
Van Wert Manor		2			2
SUNCOAST BLOOD BANK			2	100%	2
CALIFORNIA DIVISION OF COMMUNICABLE DISEASE CONTROL			2	100%	2
FLAGLER PROFESSIONAL HEALTH CAE SERVICES INC		2			2
MAJESTIC GUARDIANS			2	100%	2
JUST BELIEVE RECOVERY CENTER			2	100%	2
LabCorp of America			2	100%	2
UC CORAL GABLES			2	100%	2
ST. VINCENT HOSPITAL			2	100%	2
BIONIC TECHNOLOGIES CORPORATION			2	100%	2
MEDICAL ASSOCIATES OF BREVARD LLC		1	1	50%	2
Wetumpka Health and Rehab, LLC		2			2
PM PEDIATRICS OF BAYSIDE PLLC - BELLER		2			2
NLC LABS			2	100%	2
FKC AMELIA ISLAND DIALYSIS			2	100%	2
Kroger 619 - The Little Clinic Hendersonville Indian Lake		2			2
BAY CORRECTIONAL AND REHABILITATION FACILITY			2	100%	2
SACRED HEART HOSPITAL ON THE EMERALD			2	100%	2
HARRINGTON PARK HEALTH AND REHAB		2			2
APALACHEE CENTER INC		2			2
FLORIDA MENTOR FAULKNER GROUP HOME			2	100%	2
CONCENTRA - ORLANDO SOUTH II		2			2
APPLECARE VALDOSTA			2	100%	2
LAKE BALDWIN			2	100%	2
NORTHWELL HEALTH			2	100%	2
UNIVERSITY HOSPITAL OF BROOKLYN		2			2
MINUTECLINIC DIAG OF IND, LLC #6908		2			2
CVS IL5797POCT CAROL STREAM		2			2
MEDEXPRESS URGENT CARE - ROSS TOWNSHIP		2			2
IN AND OUT URGENT CARE			2	100%	2
JOHNSON CITY MEDICAL CENTER		1	1	50%	2
Absolut Care at Three Rivers		2			2
CVS CA9823POCT SACRAMENTO		2			2
FLORIDA DEPARTMENT OF HEALTH (FDOH)			2	100%	2
REGIONS HOSPITAL LABORATORY			2	100%	2
KJ MEDICAL PRACTICE PC		2			2
STEWART ST ELIZABETH MEDICAL CENTER			2	100%	2

COVID-19: testing by laboratory

Data through Apr 3, 2021 verified as of Apr 4, 2021 at 09:25 AM

Data in this report are provisional and subject to change.

The numbers in the table below represent the number of Florida and non-Florida residents for whom test results were received by the Department of Health. A person can be tested by more than one laboratory and can have both positive and negative results. **Therefore, the sum of the numbers in each column will be larger than the total number of people tested.**

Reporting lab	Inconclusive	Negative	Positive	Percent positive	Total
BIOMAT USA			2	100%	2
MELBOURNE URGENT CARE			2	100%	2
DEER'S HEAD CENTER		2			2
RURAL/METRO MIDSOUTH,		2			2
DURAND SENIOR CARE & REHAB CENTER		2			2
HOUSTON HEALTH DEPARTMENT - BUREAU OF LABORATORY SERVICES			2	100%	2
VALUE DRUGS GREENLAWN INC		2			2
CVS SC2497POCT LEXINGTON		2			2
OAKMONT EAST- GREENVILLE SC, LLC		2			2
VA WNYHCS - Buffalo Division		1	1	50%	2
Waycross Health and Rehabilitation		2			2
PEDIATRIC HEALTH CARE		1	1	50%	2
NATHAN LITTAUER HOSPITAL LAB		2			2
PEACEHEALTH CENTRAL		2			2
EASTSIDE SPORTS COMPLEX			2	100%	2
RAJ K PAI MD PA			2	100%	2
PLASMA MED RESEARCH DBA		2			2
ACKERMAN CANCER CENTER		2			2
ST ANTHONY COMMUNITY HOSPITAL LAB		1	1	50%	2
Covington Care Nursing and Rehabilitation		2			2
MASSENA HOSPITAL LABORATORY		2			2
SPARTANBURG REGIONAL MEDICAL CENTER			2	100%	2
CEDARS-SINAI MEDICAL CENTER			2	100%	2
OMEGA RESEARCH CONSULTANTS			2	100%	2
EXCEL URGENT CARE OF PARAMUS LLC		2			2
ADVANCED FOOT AND ANKLE OF INDIAN RIVER		2			2
MEASE COUNTRYSIDE HOSPITAL CARDIAC REH			2	100%	2
ONTARIO COUNTY PUBLIC HEALTH		2			2
ADVENTHEALTH IMAGING PARTIN SETTLEMENT			2	100%	2
INSPIRE HEALTHCARE CENTER			2	100%	2
MILFORD REGIONAL HOSPITAL			2	100%	2
First Care Living Center/Essentia Health			2	100%	2
APPLING NURSING & REHABILITATION PAVIL		2			2
NORTH DAKOTA VETERANS HOME		2			2
BROOKDALE ALTAMONTE SPRINGS			2	100%	2
SOUTHCARE PHARMACY INC			2	100%	2
GOOD SAMARITAN HOSPITAL		1	1	50%	2
Manor At Perrysburg		2			2
MARCO ISLAND HOSPITAL INC D/B/A		1	1	50%	2
BUCKINGHAM PAVILION INC		2			2
WELLMED AT SOUTH STUART		2			2
Workmens Circle Multicare Center		2			2
ACN PHYSICIANS GROUP CORP			2	100%	2
FASTCARE LLC			2	100%	2
THE RIM URGENT CARE			2	100%	2
TANNER MEDICAL CENTER LABORATORY		2			2
MEDEXPRESS URGENT CARE - BRIDGEVILLE		2			2

COVID-19: testing by laboratory

Data through Apr 3, 2021 verified as of Apr 4, 2021 at 09:25 AM

Data in this report are provisional and subject to change.

The numbers in the table below represent the number of Florida and non-Florida residents for whom test results were received by the Department of Health. A person can be tested by more than one laboratory and can have both positive and negative results. **Therefore, the sum of the numbers in each column will be larger than the total number of people tested.**

Reporting lab	Inconclusive	Negative	Positive	Percent positive	Total
Jersey City Medical Center		2			2
CVS TX19POCT SPRING		2			2
CVS NC3514POCT STANLEY		2			2
OSF SAINT FRANCIS MEDICAL CENTER			2	100%	2
SPECTRUM HEALTH			2	100%	2
NEW YORK PSYCHIATRIC INSTITUTE		2			2
ANNE ARUNDEL MEDICAL CENTER			2	100%	2
CITRUS PARK			2	100%	2
PIEDMONT WALTON HOSPITAL		2			2
NIAGARA APOTHECARY INC		2			2
THE HOSPITAL OF PROVIDENCE EMERGENCY ROOM			2	100%	2
DELRAY BEACH HEALTH CENTER			2	100%	2
MEMORIAL HEALTH SYSTEM		1	1	50%	2
Stillwater Healthcare		2			2
LIFETIME FAMILY URGENT CARE			2	100%	2
VOLUNTEERS OF AMERICA OF FLORIDA			2	100%	2
CVS PA371POCT PHILADELPHIA		2			2
DALLAS VA MEDICAL CENTER - VA NORTH TEXAS HEALTH CARE SYSTEM			2	100%	2
TEXAS HEALTH CARE			2	100%	2
Bedford Care Center of Hattiesburg		2			2
CORTLAND PARK REHABILITATION AND NURSING CENTER		1	1	50%	2
Kroger 400 - The Little Clinic Hartley Bridge Rd		1	1	50%	2
CVS HEALTH, #5962		2			2
AHC PARIS		2			2
MEMORIAL HOSPITAL WEST			2	100%	2
CIGNA GATEWAY			2	100%	2
RUST MEDICAL CENTER		2			2
RAPID MEDLAB (002MO)		2			2
IM&P WELLNES CENTER			2	100%	2
CHESTERFIELD HEALTHCARE GROUP, INC		2			2
FLORIDA MEDICAL CLINIC RADIOLOGY DALE MABRY		2			2
PM PEDIATRICS OF BAYSIDE, PLLC - RIVE		2			2
Crowne Health Care of Mobile		2			2
FLORIDA MEDICAL CENTER			2	100%	2
BOND COMMUNITY HEALTH CENTER			2	100%	2
NYUMC CLINICAL LABORATORIES			2	100%	2
TGH Brandon Healthplex Laboratory			2	100%	2
RIVERSIDE METHODIST HOSPITAL LAB			2	100%	2
MIDWAY SPECIALTY CARE CENTER INC		2			2
PEDIATRICS IN NORTH FLORIDA PA			2	100%	2
RRMC CREEKSIDE LAB		2			2
OPTUM PRIMARY CARE		1	1	50%	2
NEW YORK UNIVERSITY MEDICAL CENTER			2	100%	2
CVS NV5942POCT LAS VEGAS		2			2
ADVANCED MEDICAL CARE			2	100%	2
AFC URGENT CARE GUNBARREL			2	100%	2
MEMORIAL HOSPITAL OF SOUTH BEND			2	100%	2

COVID-19: testing by laboratory

Data through Apr 3, 2021 verified as of Apr 4, 2021 at 09:25 AM

Data in this report are provisional and subject to change.

The numbers in the table below represent the number of Florida and non-Florida residents for whom test results were received by the Department of Health. A person can be tested by more than one laboratory and can have both positive and negative results. **Therefore, the sum of the numbers in each column will be larger than the total number of people tested.**

Reporting lab	Inconclusive	Negative	Positive	Percent positive	Total
PALM BAY COMMUNITY OUTPATIENT CLINIC		2			2
MEMORIAL HEALTH UNIVERSITY MEDICAL CENTER			2	100%	2
OELWEIN HEALTH CARE CENTER		2			2
WALGREENS NO 10512		1	1	50%	2
MEDEXPRESS URGENT CARE - BENTON		2			2
SWEDISH COVENANT HOSPITAL			2	100%	2
CVS NJ2508POCT MANALAPAN		2			2
WALGREENS # 09788		2			2
CRUC CMCH-COVID-19		2			2
BAPTIST HOSPITAL PRIMARY CARE GULF BREEZE			2	100%	2
CARE ATC SUN HYDRAULICS TALLAVAST			2	100%	2
ALLEGHENY GENERAL HOSPITAL			2	100%	2
Colonial Manor Nursing and Rehabilitation Center		2			2
Lenawee Medical Care Facility		2			2
OCALA REGIONAL KIDNEY CENTER-WEST			2	100%	2
DOCTORS MEDICAL CTR OF WALTON COUNTY			2	100%	2
CVS OH3980POCT KENT		2			2
LEHIGH MEDICAL AND RESEARCH CENTER, INC			2	100%	2
NORTH MANATEE HEALTH CARE CENTER			2	100%	2
Kroger 686 - The Little Clinic Farragut		2			2
TRINITAS REGIONAL MEDICAL CENTER		1	1	50%	2
VITAL CARE CLINIC, LLC			2	100%	2
BAYLOR SCOTT & WHITE COMPREHENSIVE WOUND			2	100%	2
JORDAN VALLEY MEDICAL CENTER			2	100%	2
ANDERSON COUNTY HOSPITAL			2	100%	2
ST. MARY'S MEDICAL CENTER EVANSVILLE, INC			2	100%	2
DEKALB MEDICAL CENTER LABORATORY			2	100%	2
TALLAHASSEE MEMORIAL HEALTHCARE FAMILY MED RESIDENCY			2	100%	2
CENTRAL ARKANSAS VETERANS HEALTHCARE SYSTEM - VETERANS AFFAIRS			2	100%	2
WOMENS CARE FLORIDA LLC-LABORATORY		2			2
AFC PHYSICIANS OF FLORIDA, PA			2	100%	2
CVS NH6596POCT HAMPTON		2			2
SPRINGS MEDICAL LAB		1	1	50%	2
Crowne Health Care of Greenville		2			2
MID-FLORIDA HEMATOLOGY AND ONCOLOGY CENTERS		2			2
Cooperstown Center for Nursing and Rehabillitation		2			2
MEDEXPRESS URGENT CARE - BROOKHAVEN		2			2
SOUTH DAKOTA DEPARTMENT OF HEALTH		2			2
JMC TALLAHASSEE, LLC			2	100%	2
Alden Terrace of McHenry			2	100%	2
HUMILITY OF MARY HEALTH PARTNERS			2	100%	2
Kroger 127 - The Little Clinic Lakewood-Alameda		2			2
MEDEXPRESS URGENT CARE - SOUTH CHARLESTON		2			2
TMH REHABILITATION CENTER		2			2
LOWELL GENERAL HOSPITAL			2	100%	2
WISCONSIN STATE LABORATORY OF HYGIENE		1	1	50%	2
CVS MA41POCT TAUNTON		2			2

COVID-19: testing by laboratory

Data through Apr 3, 2021 verified as of Apr 4, 2021 at 09:25 AM

Data in this report are provisional and subject to change.

The numbers in the table below represent the number of Florida and non-Florida residents for whom test results were received by the Department of Health. A person can be tested by more than one laboratory and can have both positive and negative results. **Therefore, the sum of the numbers in each column will be larger than the total number of people tested.**

Reporting lab	Inconclusive	Negative	Positive	Percent positive	Total
DIVERSE MEDICAL CARE LLC			2	100%	2
MEDICAL CENTER, THE		2			2
ASANTE ROGUE REGIONAL MEDICAL CENTER L		2			2
Manorcare Health Services West Reading North		2			2
SOMA MEDICAL CENTER PA #3 GREENACRES			2	100%	2
Robert Cranfield			2	100%	2
Garden Isle Healthcare and Rehabilitation Center		2			2
PRECISION CLINICAL RESEARCH			2	100%	2
BAYSTATE MEDICAL CENTER		1	1	50%	2
VALLEY MEDICAL LABORATORY			2	100%	2
ONE MEDICAL GROUP		1	1	50%	2
Crestwood Nursing Center		1	1	50%	2
EMORY CRAWFORD LONG HOSPITAL			2	100%	2
PruittHealth Lakehaven		2			2
CROSSROADS			2	100%	2
HANOVER ENDOSCOPY CENTER		2			2
PALMETTO FAMILY HEALTH CENTER			2	100%	2
MCGUFFEY HEALTH CARE CENTER INC		2			2
SHELBYVILLE HOSPITAL COMPANY		2			2
HEALTH FIRST MEDICAL GROUP			2	100%	2
MAIN STREET MEDICAL CENTERS		2			2
YOUTH AND YOU, INC		2			2
CVS NC4169POCT FAYETTEVILLE		2			2
CHILDREN'S MEDICAL CENTER-EAST ORLANDO			2	100%	2
441 URGENT CARE-MULBERRY			2	100%	2
LONG, SARAH		1	1	50%	2
AZALEA HEALTH AND REHABILITATION		2			2
TENNESSEE VALLEY HCS			2	100%	2
MEDEXPRESS URGEN CARE - EAST BRUNSWICK		2			2
Kroger 596 - The Little Clinic Brentwood		2			2
CVS AZ33POCT TEMPE		2			2
Providence of Sparta Health and Rehabilitation		2			2
HEALTH GROUP CENTER INC			2	100%	2
FEDERAL CORRECTIONAL INSTITUTION MARIANNA			2	100%	2
ADVENTHEALTH CENTRA CARE POINCIANA			2	100%	2
MINUTECLINIC DIAGNOSTIC, PA		2			2
MERCY HEALTH			2	100%	2
COX HEALTH SOUTH LAB		1	1	50%	2
EASTERN NIAGARA HOSPITAL		2			2
PINELLAS CHD - CLEARWATER		1	1	50%	2
The Grand Rehabilitation & Nursing Utica		2			2
BROOKDALE PALM BEACH GARDENS			2	100%	2
PANCARE HEALTH - SNEADS ELEMENTARY			2	100%	2
WE CARE HOME HEALTH SOLUTIONS LLC			2	100%	2
INTERMOUNTAIN MEDICAL CENTER			2	100%	2
AFC/DOCTORS EXPRESS NORTH BERGEN		2			2
HAMILTON MEDICAL CENTER LABORATORY			2	100%	2

COVID-19: testing by laboratory

Data through Apr 3, 2021 verified as of Apr 4, 2021 at 09:25 AM

Data in this report are provisional and subject to change.

The numbers in the table below represent the number of Florida and non-Florida residents for whom test results were received by the Department of Health. A person can be tested by more than one laboratory and can have both positive and negative results. **Therefore, the sum of the numbers in each column will be larger than the total number of people tested.**

Reporting lab	Inconclusive	Negative	Positive	Percent positive	Total
FLORIDA PRIMARY CARE CENTER PA		2			2
ST. ELIZABETH HEALTHCARE			2	100%	2
EXPRESS CARE WALK-IN CLINIC			2	100%	2
SPRINGHILL SENIOR RESIDENCE		2			2
SIGNAL DIAGNOSTICS DBA FLOWHEALTH LABS			2	100%	2
BLOSSOMS ASSISTED LIVING 1 LLC			2	100%	2
SOUTHERN TENNESSEE MEDICAL CENTER			2	100%	2
St. Luke's Care Center		2			2
FLORIDA CLINICAL LABORATORY INC			2	100%	2
LEGACY LABORATORY SERVICES			2	100%	2
VA CBOC			2	100%	2
RDX BIOSCIENCE INC			2	100%	2
THE FOUNTAIN AT BOCA CIEGA BAY		2			2
WALKONCLINIC			2	100%	2
HUMC		1	1	50%	2
RAPID MD			2	100%	2
KIVA AT MOUNT DORA			2	100%	2
SHELL POINT HOME HEALTH			2	100%	2
SANTA ROSA COUNTY HEALTH DEPARTMENT			2	100%	2
CVS MA1022POCT CAMBRIDGE		2			2
LEXINGTON PLACE			2	100%	2
Buena Vista Care Center		2			2
CVS AZ5892POCT LAVEEN		2			2
DOWN HOME MEDICAL			2	100%	2
KIDSVILLE PEDIATRICS IV PA		1	1	50%	2
CITY OF NEW YORK DEPARTMENT OF HEALTH			2	100%	2
HAWAII DEPARTMENT OF HEALTH			2	100%	2
BAPTIST HOSPITAL INTERNAL MEDICINE GULF BREEZE			2	100%	2
Walgreens #9890		2			2
FRASER MEMORIAL HOSPITAL		1	1	50%	2
MEMORIAL HERMANN CONSOLIDATED LABORATORY SERVICES			2	100%	2
EVERYBODY'S FAMILY CLINIC		2			2
CVS MA2125POCT NATICK		1	1	50%	2
FHCP ASC - ORANGE CITY			2	100%	2
NEWTON MEMORIAL HOSPITAL		2			2
KAISER SUNNYSIDE MEDICAL CTR LAB		2			2
The Suites at Western Home Communities		2			2
UNIVERSTIY OF ILLINOIS HOSPITAL			2	100%	2
CLINICAL REFERENCE LABORATORY, INC		2			2
JUPITER PEDIATRIC ASSOCIATES, PA		1	1	50%	2
PENSACOLA MEDICAL CLINIC LLC			2	100%	2
ASSOCIATES IN UROGYNECOLOGY MD LLC		2			2
VALUE DRUGS BRONXVILLE INC		2			2
VETERANS AFFAIRS MEDICAL CENTER - GREATER LOS ANGELES			2	100%	2
The Friendly Home		2			2
MD NOW URGENT CARE MEDICAL CENTERS INC			2	100%	2
MADISON HOSPITAL LABORATORY			2	100%	2

COVID-19: testing by laboratory

Data through Apr 3, 2021 verified as of Apr 4, 2021 at 09:25 AM

Data in this report are provisional and subject to change.

The numbers in the table below represent the number of Florida and non-Florida residents for whom test results were received by the Department of Health. A person can be tested by more than one laboratory and can have both positive and negative results. **Therefore, the sum of the numbers in each column will be larger than the total number of people tested.**

Reporting lab	Inconclusive	Negative	Positive	Percent positive	Total
NORTHSIDE HOSPITAL D/B/A ARTHRITIS		2			2
NORTH COUNTRY FAMILY HEALTH CENTER INC		2			2
SARASOTA MEMORIAL MEDICAL URGENT CARE CENTER			2	100%	2
Walgreens #19019		2			2
BUFFALO CROSSINGS HEALTHCARE AND REHABILITATION CENTER			2	100%	2
CHRISTUS SPOHN HOSPITAL			2	100%	2
HPH HOME CARE		1	1	50%	2
SUNBRIDGE CARE & REHAB FOR DECATUR		2			2
The Palms Nursing and Rehabilitation		1	1	50%	2
Chatham Nursing and Rehab Center		2			2
NEMOURS CHILDREN'S PRIMARY CARE OF VERO BEACH			2	100%	2
NORTHEAST FLORIDA HEALTH SERVICES, INC DBA FAMILY HEALTH SOURCE			2	100%	2
SOUTHERN BREEZE HEALTHCARE		1	1	50%	2
TMH PHYSICIAN PARTNERS MONTICELLO		1	1	50%	2
MD NOW URGENT CARE CENTER INC.			2	100%	2
Bethel Lutheran Home		2			2
Glenis Dr VA Outpatient Clinic		2			2
CITRUS DERMATOLOGY			2	100%	2
JULIE STAATS DO		2			2
HACKENSACK MERIDIAN URGENT CARE, PC		2			2
WALGREENS #13605		2			2
MEDEXPRESS URGENT CARE - EWING		2			2
WillowBrooke Court at Southampton Estates		2			2
LABCORP OF AMERICA HOLDINGS		1	1	50%	2
WATERS PEDIATRIC CENTER			2	100%	2
MAGNOLIA ADULT, LLC			2	100%	2
CVS NH1004POCT SALEM		1	1	50%	2
IN & OUT URGENT CARE METAIRIE			2	100%	2
MIDWAY PRIMARY CARE LLC		2			2
Michael J Crescenzi VA Outpatient Dialysis Center		2			2
FLORIDA MEDICAL CLINIC CARDIOLOGY-ZH			2	100%	2
ROCKEFELLER UNIVERSITY CLINICAL GENOMICS LABORATOR		2			2
PREVENTIVE HEALTH PARTNERS I L S C		2			2
University Plaza Rehabilitation and Nursing			2	100%	2
ALBUQUERQUE - AMG SPECIALTY HOSPITAL		2			2
Mount Olivet Careview Home		2			2
BRENTWOOD AT FORE RANCH			2	100%	2
Kroger 477 - The Little Clinic Fort Mitchell		2			2
CARE NOW DENTON			2	100%	2
Medilodge of Monroe		2			2
PREMIER MEDICAL LABORATORY			2	100%	2
MEDEXPRESS URGENT CARE - SPRINGFIELD, COOLEY ST		2			2
MISSION HOSPITAL REGIONAL MEDICAL CENTER			2	100%	2
THE DOCTOR'S OFFICE OF WEST CALDWELL		2			2
MOBILE HEALTH LABS LLC			2	100%	2
TLC MEDICAL			2	100%	2
CATHOLIC HEALTH LABORATORY SERVICES		2			2

COVID-19: testing by laboratory

Data through Apr 3, 2021 verified as of Apr 4, 2021 at 09:25 AM

Data in this report are provisional and subject to change.

The numbers in the table below represent the number of Florida and non-Florida residents for whom test results were received by the Department of Health. A person can be tested by more than one laboratory and can have both positive and negative results. **Therefore, the sum of the numbers in each column will be larger than the total number of people tested.**

Reporting lab	Inconclusive	Negative	Positive	Percent positive	Total
Lake Charles Healthcare LLC dba Landmark Lake Charles			2	100%	2
RIGHT AT HOME			2	100%	2
Tuscola County Medical Care Community		2			2
LIFESPRING COMMUNITY HEALTH		2			2
AYASS BIOSCIENCE LLC			2	100%	2
BAYLOR COLLEGE OF MEDICINE			2	100%	2
Kroger 426 - The Little Clinic Suwanee		2			2
STUART SURGERY CENTER, LLC			2	100%	2
The Laurels of Hendersonville		2			2
Kroger 130 - The Little Clinic Colorado Springs		2			2
CARENOW LENEXA			2	100%	2
EXPRESS PHARMACY INC		1	1	50%	2
VENETIAN GARDENS		2			2
HAILE MEDICAL GROUP PA		2			2
Beecher Manor Nursing and Rehabilitation Center		2			2
GOUVERNEUR HOSPITAL LABORATORY		2			2
UNIVERSITY OF MISSOURI HEALTH CARE			2	100%	2
MEDEXPRESS URGENT CARE - MARTINSVILLE		2			2
UNITY LONGPOND		2			2
CVS PA10825POCT PLYMOUTH MEETING		2			2
CARELINE PHARMACY AND HEALTHCARE SERVICES		1	1	50%	2
TRUE HEALTH INC			2	100%	2
FLORIDA COMMUNITY HEALTH CENTERS, INC.			2	100%	2
Kroger 020 - The Little Clinic Wheat Ridge		2			2
KEY WEST HMA PHYSICIAN MANAGEMENT, LLC			2	100%	2
COUNTRY COTTAGE		2			2
SANFORD REGIONAL HOSPITAL WORTHINGTON		2			2
Florida Baptist Retirement Center		1	1	50%	2
ADVANCED MEDICAL OF FLORIDA			2	100%	2
LIFELINK TRANSPLANT INSTITUTE LAB		1	1	50%	2
CVS IN6555POCT BROWNSBURG		2			2
LACORP		1	1	50%	2
BLUEWATER TOXICOLOGY			2	100%	2
ATLAS GENOMICS			2	100%	2
MINUTECLINIC MINUTECLINIC #4978		1	1	50%	2
GRASSY SPRAIN PHARMACY INC		2			2
JOHN D. ARCHBOLD MEM. HOSPITAL			2	100%	2
EXCUSED ABSENCE PLLC		2			2
RIDGEFIELD PEDIATRIC ASSOCIATES		2			2
CARE 365			2	100%	2
Kroger 101 - The Little Clinic Hill Top		2			2
Huntington Health Care and Rehabilitation Center		2			2
HAPPY KIDZ PEDIATRICS PL		1	1	50%	2
CVS IL7017POCT BLOOMINGTON		2			2
Henry County Health and Rehabilitation		2			2
CENTRAL FLORIDA FAMILY HEALTH CENTER		2			2
LEGACY ER & URGENT CARE - FRISCO WEST			2	100%	2

COVID-19: testing by laboratory

Data through Apr 3, 2021 verified as of Apr 4, 2021 at 09:25 AM

Data in this report are provisional and subject to change.

The numbers in the table below represent the number of Florida and non-Florida residents for whom test results were received by the Department of Health. A person can be tested by more than one laboratory and can have both positive and negative results. **Therefore, the sum of the numbers in each column will be larger than the total number of people tested.**

Reporting lab	Inconclusive	Negative	Positive	Percent positive	Total
SHANDS JACKSONVILLE CLINICAL CENTER		1	1	50%	2
MEDEXPRESS - WILMINGTON KIRKWOOD HIGHWAY		2			2
HEALTH NETWORK			2	100%	2
EXCELTOX LABORATORIES LLC		2			2
Eagle Health and Rehabilitation		2			2
CONCENTRA - PLANT CITY		2			2
SOUTHEAST GEORGIA HEALTH SERVICES, LLC		2			2
UF KANAPAHA LAB BEAKER		2			2
NHC DICKSON		2			2
MEDICAL ASSOCIATES OF BREVARD DR S VYAS			2	100%	2
CVS NE2741POCT LA VISTA		2			2
PUBLIX PHARMACY #1092		2			2
TWELVE OAKS RECOVERY CENTER			2	100%	2
JASPER MEMORIAL HOSPITAL		1	1	50%	2
FLORIDA DEPARTMENT OF HEALTH IN ESCAMBIA COUNTY		1	1	50%	2
Kroger 745 - The Little Clinic Somerset		2			2
GENETIC ASSAYS INC			2	100%	2
Walgreens #9278		2			2
ORMOND BEACH URGENT CARE			2	100%	2
SPRINGFIELD HOSPITAL LABORATORY			2	100%	2
Harbert Hills Academy Nursing Home		2			2
POPLAR HEALTHCARE			2	100%	2
MIDDLEBURG PEDIATRICS			2	100%	2
CHI MEMORIAL PRIMARY CARE ASSOCIATES-A		2			2
RAINY LAKE MEDICAL CENTER			2	100%	2
IP BOISE 1		1	1	50%	2
STATCARE URGENT AND WALK-IN			2	100%	2
BAYMEADOWS PRIMARY CARE		2			2
RENE F CEDENO DMD PA		2			2
PPD CLINICAL RESEARCH UNIT			2	100%	2
Kroger 672 - The Little Clinic Bill Kennedy & Glenwood		2			2
LPG PRIMARY CARE AT LABELLE		1	1	50%	2
MEDEXPRESS URGENT CARE-SELINGSGROVE		2			2
UNIVERSITY COMMUNITY HEALTH SERVICES		1	1	50%	2
THE EDGEWATER AND WATERMAN VILLAGE			2	100%	2
CVS AZ7075POCT CHANDLER		2			2
A G RHODES HOME AT WESLEY WOODS		2			2
PRECISION DIAGNOSTIC INC		2			2
LAKEVIEW HEALTH CARE SYSTEM LLC			2	100%	2
CORNERSTONE MEDICAL CARE OF BRANDON		2			2
LILY PHARMACY		2			2
NAVAL MEDICAL CENTER			2	100%	2
BAPTIST HOSPITAL LABORATORY			2	100%	2
SIGNATURE CARE LEWISVILLE-EMERGENCY CENTER		1	1	50%	2
INSPIRIT SENIOR LIVING			2	100%	2
CREATIVE HEALTH CENTER			2	100%	2
Tidelands Health Rehabilitation Hospital			2	100%	2

COVID-19: testing by laboratory

Data through Apr 3, 2021 verified as of Apr 4, 2021 at 09:25 AM

Data in this report are provisional and subject to change.

The numbers in the table below represent the number of Florida and non-Florida residents for whom test results were received by the Department of Health. A person can be tested by more than one laboratory and can have both positive and negative results. **Therefore, the sum of the numbers in each column will be larger than the total number of people tested.**

Reporting lab	Inconclusive	Negative	Positive	Percent positive	Total
FIRST CHOICE MEDICAL PC			2	100%	2
PALM COAST DIALYSIS		2			2
NEIGHBORCARE PHARMACY SERVICES		2			2
Overton Brooks VAMC		2			2
PROFESSIONAL DIALYSIS CENTER			2	100%	2
VA OUTPATIENT PHARMACY			2	100%	2
SUNNYSIDE MANOR		2			2
HERNANDO CHILDREN'S			2	100%	2
CVS MA1179POCT HUDSON		1	1	50%	2
HOCHBERG LOWER SCHOOL		2			2
ALVERNO CLINICAL LABORATORIES			2	100%	2
FIRST PREVENTION AND DIALYSIS CENTER LLC			2	100%	2
SMITH NORTHVIEW HOSPITAL LAB			2	100%	2
MEDSTAR HARBOR HOSPITAL			2	100%	2
MINUTECLINIC DIAGNOSTIC PA #7110		2			2
SIMPLY HEALTHCARE AND WELLNESS CLINIC, PC			2	100%	2
Kroger 667 - The Little Clinic Litchfield Park		2			2
PUBLIC HEALTH LABORATORY	1		1	50%	2
FLORIDA MEDICAL CENTER OF CLEARWATER		2			2
CVS IN6608POCT NEW PALESTINE			2	100%	2
WillowBrooke Court at Westminster Village		2			2
CROSSTOWN PHARMACY		2			2
ROCKWALL URGENT CARE			2	100%	2
ATVIVO LLC		2			2
VAULT MEDICAL SERVICES		1	1	50%	2
ACCESS LABORATORIES LLC			2	100%	2
C19 LABS			2	100%	2
HELEN HAYES HOSPITAL LABORATORY		2			2
WARD MEMORIAL HOSPITAL		2			2
PHOEBE BERKS HEALTH CARE CENTER		2			2
MINERS COLFAX MEDICAL CENTER		2			2
ESCANDON DIAGNOSTIC CLINIC			2	100%	2
PARKRIDGE MEDICAL CENTER			2	100%	2
Camellia Gardens		2			2
Cottage of the Shoals		2			2
METROHEALTH SYSTEM			2	100%	2
VIRGINIA DEPT OF HEALTH OFFICE OF EPIDEMIOLOGY			2	100%	2
Jackson Health Care Facility			2	100%	2
MINUTECLINIC DIAGNOSTIC OF OHIO #6192		2			2
WISE HEALTH SYSTEM		1	1	50%	2
Hartwell Health and Rehabilitation		2			2
MOORE CLINICAL RESEARCH INC			2	100%	2
Lynwood		2			2
WILSON MEMORIAL HOSPITAL			2	100%	2
EDGEWATER RETIREMENT MANOR			2	100%	2
Kroger 853 - The Little Clinic East Broad Street		2			2
MEDICAL CENTER LABORATORY			2	100%	2

COVID-19: testing by laboratory

Data through Apr 3, 2021 verified as of Apr 4, 2021 at 09:25 AM

Data in this report are provisional and subject to change.

The numbers in the table below represent the number of Florida and non-Florida residents for whom test results were received by the Department of Health. A person can be tested by more than one laboratory and can have both positive and negative results. **Therefore, the sum of the numbers in each column will be larger than the total number of people tested.**

Reporting lab	Inconclusive	Negative	Positive	Percent positive	Total
Green Mountain Nursing and Rehabilitation		2			2
AMERICAN RESEARCH CENTERS OF FLORIDA			2	100%	2
NYU LANGONE HUNTINGTON MEDICAL GROUP		2			2
Cortland Acres Association		2			2
ACCESS MEDICAL GROUP OF TAMPA II, INC		2			2
HEALTH EXPRESS URGENT CARE			2	100%	2
OSF ST JOSEPH MEDICAL CENTER			2	100%	2
BLACKBAG DIGITAL HEALTH LLC		2			2
GRANDVIEW COLLEGE STUDENT HEALTH CENTE		2			2
CVS IN8639POCT TERRE HAUTE		2			2
AL MANI HEALTH INSTUTUTE		2			2
STAGES OF LIFE MEDICAL INSTITUTE			2	100%	2
TEXAS REGIONAL ASTHMA & ALLERGY CENTER			2	100%	2
CVS CA9497POCT IRVINE		2			2
HOLY TRINITY PHARMACY LLC		2			2
MIDLAND MEMORIAL HOSPITAL			2	100%	2
HIGHLAND PARK LAKEWOOD PRESTON HOLLOW			2	100%	2
AdventHealth Care Center Orlando North			2	100%	2
ASANTE THREE RIVERS MEDICAL CENTER LAB		2			2
ROYAL OAK MEDICAL CENTER LLC DBA CHARACTER FAMILY			2	100%	2
NEW GEN LABS			2	100%	2
SAWGRASS PEDIATRIC PARTNERS LLC			2	100%	2
ROUTE 16 PHARMACY LLC DBA HOLLAND PHAR		2			2
HOME ACCESS HEALTH			2	100%	2
ARLINGTON DIALYSIS CENTER LLC		2			2
DESERT HOSPITAL/CPHU CLINICAL LABORATORY			2	100%	2
INTEAM HEALTH, INC.			2	100%	2
NEMOURS CHILDREN'S PRIMARY CARE THE VILLAGES		2			2
PALM BEACH DIABETES & ENDOCRINE SPECIALISTS PA			2	100%	2
GERM BUSTERS 911 LLC			2	100%	2
DUKE HEALTH REGIONAL HOSPITAL			2	100%	2
JEFFERSON WASHINGTON TOWNSHIP HOSPITAL		2			2
CVS NM7242POCT ALBUQUERQUE		2			2
TMH EC NORTHEAST LABORATORY			2	100%	2
Kroger 328 - The Little Clinic Henderson Road		2			2
CONEMAUGH MEMORIAL MEDICAL CENTER		2			2
ASHLEY PEDIATRICS			2	100%	2
ASCENSION ST VINCENT'S RIVERSIDE			2	100%	2
ADVENT HEALTH CENTRAL TEXAS		1	1	50%	2
CVS MA1877POCT NORTON		2			2
DOCTORS CARE OF PALM COAST			2	100%	2
WESTMINSTER SUNCOAST			2	100%	2
MEDEXPRESS URGENT CARE - MYLAN			2	100%	2
SYLVAN NURSING			2	100%	2
CVS OH6185POCT PICKERINGTON		2			2
WELLNESS MEDICAL CLINIC			2	100%	2
INNOVATIVE CARE II LLC			2	100%	2

COVID-19: testing by laboratory

Data through Apr 3, 2021 verified as of Apr 4, 2021 at 09:25 AM

Data in this report are provisional and subject to change.

The numbers in the table below represent the number of Florida and non-Florida residents for whom test results were received by the Department of Health. A person can be tested by more than one laboratory and can have both positive and negative results. **Therefore, the sum of the numbers in each column will be larger than the total number of people tested.**

Reporting lab	Inconclusive	Negative	Positive	Percent positive	Total
Great Lakes Health Center			2	100%	2
RHODE ISLAND DEPARTMENT OF HEALTH LABORATORIES			2	100%	2
SUMMIT URGENT CARE PS			2	100%	2
KEATING SPORTS CENTER		2			2
EASTSIDE MEDICAL CENTER		2			2
DUBOIS CONTINUUM OF CARE COMMUNITY INC		2			2
LABTOX LABORATORIES			2	100%	2
Life Care Center of Elyria		2			2
VA Greater LA HCS-Santa Maria OPC			2	100%	2
ADVENTHEALTH EAST ORLANDO EMPLOYEE CLINIC		2			2
CVS NE8616POCT LINCOLN		1	1	50%	2
HCA HOUSTON ER 24/7			2	100%	2
ORLANDO LUTHERAN TOWERS		1	1	50%	2
WEST COAST PEDIATRICS			2	100%	2
Avanti Wellness and Rehab			2	100%	2
MEDEXPRESS URGENT CARE - LINCOLN VILLA		2			2
NORTON IMMEDIATE CARE CENTER - PRESTON			2	100%	2
SYMPHONY OF BUFFALO GROVE		2			2
RAPID RESULT CORP LLC		1	1	50%	2
BERGEN COUNTY SURGICAL AND ENDOSCOPY CENTER		2			2
Iron County Medical Care Facility		2			2
INTEGRATED REGIONAL LABS			2	100%	2
MANASOTA PEDIATRICS			2	100%	2
SCDHEC BUREAU OF LABORATORIES			2	100%	2
COVANCE			2	100%	2
CVS AZ9290POCT PHOENIX		2			2
PRIMARY CARE SERVICES AT EDGEWATER		2			2
QUEST DIAGNOSTICS INCORPORATED			2	100%	2
JRS LABORATORY			2	100%	2
MAYO CLINIC COUMADIN CLINIC LABORATORY		1	1	50%	2
SPECTRA EAST INC		1	1	50%	2
WELL HEALTH LABS			2	100%	2
PALM CITY NURSING AND REHAB CENTER			2	100%	2
RICHICHI FAMILY HEALTH			2	100%	2
PATIENT FIRST MEDICAL CENTER-CARYTOWN			2	100%	2
MASSACHUSETTS DEPARTMENT OF HEALTH			2	100%	2
Virginia Gay Nursing and Rehab		2			2
MINUTECLINIC DIAGNOSTIC OF KANSAS, PC		2			2
SHERIDAN AT HOBE SOUND, THE			2	100%	2
AMERICAN MEDICAL LABORATORIES			2	100%	2
PLAINS REGIONAL MEDICAL CENTER		2			2
WALGREENS #05477		2			2
SANITAS LAUDERDALE LAKES			2	100%	2
PALM WEST INTERNIST PA			2	100%	2
MINUTECLINIC #1773		2			2
MAYO CLINIC BEACHES PRIMARY CARE CTR		2			2
AHC Forest cove		2			2

COVID-19: testing by laboratory

Data through Apr 3, 2021 verified as of Apr 4, 2021 at 09:25 AM

Data in this report are provisional and subject to change.

The numbers in the table below represent the number of Florida and non-Florida residents for whom test results were received by the Department of Health. A person can be tested by more than one laboratory and can have both positive and negative results. **Therefore, the sum of the numbers in each column will be larger than the total number of people tested.**

Reporting lab	Inconclusive	Negative	Positive	Percent positive	Total
CVS MA217POCT TEWKSBURY		2			2
SWEETWATER NURSING CENTER		2			2
STOP URGENT CARE			2	100%	2
CARTERSVILLE MEDICAL CENTER			2	100%	2
Elba Nursing and Rehabilitation Center, LLC		2			2
CHAPPEL GROUP RESEARCH, THE		2			2
MANSFIELD MEDICAL LODGE			2	100%	2
SAFE PMC		2			2
CVS OH3329POCT LAKEWOOD		2			2
EXCEPTIONAL EMERGENCY CENTER - AMARILLO			2	100%	2
VELOCITY URGENT CARE			2	100%	2
NEMOURS CHILDREN'S URGENT CARE LAKE NONA			2	100%	2
EMORY JOHNS CREEK HOSPITAL		2			2
MINUTECLINIC DIAGNOSTIC OF VIRGINIA, LLC #1980		2			2
WAKULLA URGENT CARE & DIAGNOSTIC			2	100%	2
FALCON HEALTH CENTER			2	100%	2
MATHER HOSPITAL			2	100%	2
BIOHEALTH MEDICAL LAB INC			2	100%	2
MEDEXPRESS URGENT CARE - LINCOLN N 26T		2			2
MC DIAGNOSTIC OF CONNECTICUT, PC #252		1	1	50%	2
MEDAILLE COLLEGE WELLNESS CENTER		2			2
CVS NC2559POCT CHARLOTTE		2			2
MARLBORO URGENT CARE		2			2
ENVOY OF FORK UNION, LLC DBA ENVOY AT THE VILLAGE		2			2
PROSPECT URGENT CARE			2	100%	2
CLEVELAND CLINIC IMAGING			2	100%	2
MARCO ISLAND MEDICAL CENTER			2	100%	2
ATLANTIC DIAGNOSTICS			2	100%	2
CVS SC7567POCT BOILING SPRINGS		1	1	50%	2
TENNESSEE DEPARTMENT OF HEALTH (TDH) - REGIONAL LABORATORY			2	100%	2
MINUTECLINIC DIAG OF IND, LLC #6250		2			2
THE WINDSOR ORTEGA		2			2
Kroger 717 - The Little Clinic Dolphin Drive			1	100%	1
Rehab Select of Talladega		1			1
CORE OCCUPATIONAL MEDICINE			1	100%	1
Masonic Medical Research Institute			1	100%	1
FAMILY & INTERNAL MEDICINE CENTER		1			1
NORTH FLORIDA FAMILY MEDICINE			1	100%	1
Casa Real Center		1			1
DAVENPORT DIALYSIS CENTER		1			1
AMBRY GENETICS CORP	1				1
ER NEAR ME HULEN		1			1
Kroger - KR003500568			1	100%	1
FLORIDA HOSPITAL TRANSPLANT CENTER		1			1
PANCARE HEALTH - CARR ELEM & MIDDLE SCHOOL			1	100%	1
Douglas County Health Center		1			1
INDIGO PALMS			1	100%	1

COVID-19: testing by laboratory

Data through Apr 3, 2021 verified as of Apr 4, 2021 at 09:25 AM

Data in this report are provisional and subject to change.

The numbers in the table below represent the number of Florida and non-Florida residents for whom test results were received by the Department of Health. A person can be tested by more than one laboratory and can have both positive and negative results. **Therefore, the sum of the numbers in each column will be larger than the total number of people tested.**

Reporting lab	Inconclusive	Negative	Positive	Percent positive	Total
PENROSE HOSPITAL			1	100%	1
VA Ann Arbor HCS		1			1
Oakview Manor Health and Rehab		1			1
IDAHO HEALTH DEPARTMENT			1	100%	1
Kroger 838 - The Little Clinic Fairborn		1			1
Medilodge of Midland		1			1
KNAPP MEDICAL GROUP			1	100%	1
Birmingham Nursing & Rehab Center		1			1
CENTRAL TX MEDICAL CENTER - LAB			1	100%	1
TRAFALGAR DIALYSIS			1	100%	1
CFHC - FROSTPROOF			1	100%	1
SUNY AT STONY BROOK			1	100%	1
KEY WEST BRANCH MEDICAL CLINIC			1	100%	1
NEWCARE PRIMARY MEDICINE			1	100%	1
NEMOURS CHILDRENS URGENT CARE			1	100%	1
SURGERY CENTER, THE			1	100%	1
LABORATORY COPRORATION OF AMERICA			1	100%	1
QUALITY URGENT CARE CENTER			1	100%	1
TOMAH VAMC			1	100%	1
HEALTH PLUS SUNRISE MEDICAL OFFICE			1	100%	1
FLORIDA DEPARTMENT OF HEALTH IN BROWARD COUNTY		1			1
Heartland of Perrysburg		1			1
FORT MYERS NORTH DIALYSIS		1			1
LOVELACE WOMEN'S HOSPITAL		1			1
LOUIS A JOHNSON VAMC		1			1
FHPG INTERNAL MEDICINE OF BRANDON			1	100%	1
MEDEXPRESS URGENT CARE CHICOPEE			1	100%	1
LAMARQUE DIALYSIS			1	100%	1
BIOLOGICAL AND CHEMICAL EMERGENCIES LABORATORY			1	100%	1
LAB PLUS, LLC			1	100%	1
Dexter Health Care		1			1
LAKE VISTA DIALYSIS			1	100%	1
HEALTH EXPRESS		1			1
ANDERSON NURSING CENTER			1	100%	1
MEMORIAL HEALTH UNIVERSITY MEDICAL		1			1
MRMC LAB MICRO			1	100%	1
Fairview			1	100%	1
NEW ERA COMMUNITY HEALTH CENTER LLC		1			1
SYNERGENE LABORATORY			1	100%	1
NEW ULM MEDICAL CENTER			1	100%	1
LIFEGUARD AMBULANCE SERVICE LLC - BAY COUNTY			1	100%	1
METHODISM MIDLOTHIAN MEDICAL CENTER			1	100%	1
TMH PHYSICIAN PARTNERS WAKULLA			1	100%	1
CAN COMMUNITY HEALTH NORTH MIAMI, FL		1			1
MEDEXPRESS URGENT CARE - LEOMINSTER		1			1
CENTRAL ALABAMA HEALTH CARE SYSTEM			1	100%	1
TRIHEALTH			1	100%	1

COVID-19: testing by laboratory

Data through Apr 3, 2021 verified as of Apr 4, 2021 at 09:25 AM

Data in this report are provisional and subject to change.

The numbers in the table below represent the number of Florida and non-Florida residents for whom test results were received by the Department of Health. A person can be tested by more than one laboratory and can have both positive and negative results. **Therefore, the sum of the numbers in each column will be larger than the total number of people tested.**

Reporting lab	Inconclusive	Negative	Positive	Percent positive	Total
Community Care Center of Heritage House, LLC			1	100%	1
PREVENTIVE CARDIOLOGY AND INTERNAL MEDICINE ASSOCI			1	100%	1
LRHS Pablo Urgent Care		1			1
A.G. Rhodes		1			1
Diversicare of Eupora		1			1
Belvoir Woods Health Care Center at The Fairfax		1			1
SILVER SPRINGS SHORES DIALYSIS			1	100%	1
ABRAZO WEST CAMPUS			1	100%	1
PULMONARY MEDICINE		1			1
HEALTHCARE FOR THE HOMELESS			1	100%	1
Oakland Nursing and Rehabilitation Center		1			1
DORA HOME CARE			1	100%	1
INFECTION CONTROL DEPT			1	100%	1
CSI LABORATORIES FLORIDA			1	100%	1
OHSU LABORATORY SERVICES		1			1
US LABORATORIES			1	100%	1
Raleigh Center (WV)			1	100%	1
BRISTOL REGINAL MEDICAL CENTER			1	100%	1
Chateau Living Center			1	100%	1
BRISTOL CHILDRENS CLINIC			1	100%	1
NORTH CAROLINA STATE LABORATORY OF PUBLIC HEALTH, SPECTRUM LAB NETWORK			1	100%	1
LOPEZ		1			1
MORSELIFE HOME CARE INC			1	100%	1
INTERNAL MEDICINE GROUP OF WINTER HAVEN PA		1			1
Manorcare Health Services - Williamsport South		1			1
MANCHESTER COMMONS		1			1
LITTLE FALLS HOSPITAL LABORATORY		1			1
Maplewood of Cheshire County		1			1
SUSAN F WILLIAMS MD PA			1	100%	1
HANCOCK REGIONAL HOSPITAL		1			1
MID FLORIDA BIOLOGICALS			1	100%	1
Sky View Rehabilitation and Health Care Center		1			1
RIVIERA BEACH INTEGRATED CARE INC			1	100%	1
PREMIUM HOME HEALTH CARE INC			1	100%	1
PRIMARY AND URGENT CARE			1	100%	1
PHOEBE SUMTER MEDICAL CENTER LABORATORY		1			1
CLEMENT MANOR HEALTH CENTER		1			1
JACKSON MADISON CO. GEN. HOSPITAL			1	100%	1
GSM OCED Subsection			1	100%	1
LAKE VIEW COURT		1			1
CSL PLASMA LAB			1	100%	1
CERMAK HEALTH SERVICES			1	100%	1
PARKWAY REGIONAL MEDICAL CENTER LAB			1	100%	1
CHESAPEAKE REGIONAL MEDICAL CENTER			1	100%	1
Kroger 527 - The Little Clinic Hwy 70 S.		1			1
CVS AZ10529POCT SCOTTSDALE		1			1
JOHN HOPKINS WELLNESS CENTER PEPSICO			1	100%	1

COVID-19: testing by laboratory

Data through Apr 3, 2021 verified as of Apr 4, 2021 at 09:25 AM

Data in this report are provisional and subject to change.

The numbers in the table below represent the number of Florida and non-Florida residents for whom test results were received by the Department of Health. A person can be tested by more than one laboratory and can have both positive and negative results. **Therefore, the sum of the numbers in each column will be larger than the total number of people tested.**

Reporting lab	Inconclusive	Negative	Positive	Percent positive	Total
Signature Healthcare of Fort Wayne		1			1
PRESTIGE ER			1	100%	1
Hempfield Manor		1			1
LABORATORIO MEDICO CENTRAL CONDOMINO MD			1	100%	1
CFCH - FROSTPROOF			1	100%	1
CVS IL7142POCT LOCKPORT		1			1
Kroger 539 - The Little Clinic Memorial Blvd.		1			1
LAB. CORP. OF AMERICA			1	100%	1
ASHLEY CLINICAL DIAGNOSTIC LABORATORY			1	100%	1
ROYAL PALM PEDIATRICS			1	100%	1
HOLYOKE MEDICAL CENTER			1	100%	1
UF HEALTH - WILDLIGHT			1	100%	1
MACKINAC STRAITS LONG TERM CARE UNIT		1			1
FLORIDA HOME HEALTH			1	100%	1
SUNSHINE PEDIATRICS OF LUTz			1	100%	1
BAPTIST ASI			1	100%	1
CARESPOT - WELLINGTON			1	100%	1
HEALTH GUAGE			1	100%	1
ADVANCED RESEARCH AND DIAGNOSTIC LABORATORY UNIVERSITY OF MINNESOTA			1	100%	1
MARTIN ARMY COMMUNITY HOSPITAL			1	100%	1
SOUTH SEMINOLE HOSPITAL POCT			1	100%	1
CONTINENTAL HOME HEALTH CARE INC			1	100%	1
Walgreens #9121		1			1
COURTLAND TERRACE		1			1
BAYFRONT CARDIOVASCULAR ASSOCIATES			1	100%	1
Accordius Health at Gastonia			1	100%	1
HUNEYCUTT FAMILY PRACTICE			1	100%	1
CVS MA2600POCT WEYMOUTH			1	100%	1
NSPIRE HEALTHCARE PLANTATION			1	100%	1
MD NOW URGENT CARE			1	100%	1
BAPTIST MEDICAL PLAZA AT WESTCHESTER			1	100%	1
THE DOCTORS OFFICE OF BRICK, LLC		1			1
BROOKSHIRE, THE			1	100%	1
OCALA RKC EAST HEMO #1			1	100%	1
MEDEXPRESS URGENT CARE - JACKSON		1			1
ELAN MANATEE			1	100%	1
NEMOURS CHILDREN HOSPITAL			1	100%	1
Valley View Health and Rehabilitation, LLC		1			1
NORTH SHORE HEMATOLOGY-ONCOLOGY ASSOCI		1			1
EAST END PEDIATRICS		1			1
CVS KS8573POCT OVERLAND PARK		1			1
LIBERTY COMMONS NURSING AND REHABILITA		1			1
SOMA MEDICAL CENTER PA #2 OAKLAND			1	100%	1
FLORIDA FAMILY LABORATORY		1			1
HOLMES FAMILY PRACTICE PA			1	100%	1
MEDEXPRESS URGENT CARE - VINELAND S MA		1			1
SPECTRUM LUDINGTON			1	100%	1

COVID-19: testing by laboratory

Data through Apr 3, 2021 verified as of Apr 4, 2021 at 09:25 AM

Data in this report are provisional and subject to change.

The numbers in the table below represent the number of Florida and non-Florida residents for whom test results were received by the Department of Health. A person can be tested by more than one laboratory and can have both positive and negative results. **Therefore, the sum of the numbers in each column will be larger than the total number of people tested.**

Reporting lab	Inconclusive	Negative	Positive	Percent positive	Total
CVS TN6414POCT SMYRNA		1			1
Hinesville VA Clinic		1			1
SPRINGFIELD HOSPITAL			1	100%	1
LEXINGTON HOSPITAL CORPORATION			1	100%	1
TRIPLE O RESEARCH INSTITUTE PA			1	100%	1
LAREDO CARE CLINIC NORTH		1			1
EXPRESS CARE OF LEESBURG			1	100%	1
ADVENTHEALTH MEDICAL GROUP OBSTETRICS AND			1	100%	1
CONWAY - SHERWOOD URGENT CARE			1	100%	1
441 URGENT CARE CENTER - BROWNWOOD			1	100%	1
URGENT CARE OF FORT LAUDERDALE INC			1	100%	1
WINTER PARK MEMORIAL HOSPITAL LABORATORY		1			1
RIVERVIEW HOSPITAL	1				1
AURORA CONSOLIDATED LABORATORY			1	100%	1
CVS AZ9273POCT TUCSON			1	100%	1
GULF BREEZE TREATMENT CENTER, LLC			1	100%	1
RADIANCE HEALTH RX		1			1
FLAGLER CARE CENTER			1	100%	1
LANTANA HC LAB			1	100%	1
INNOVATIVE HEALTH DIAGNOSTIC OF CALIFORNIA			1	100%	1
THE CHILDREN'S HOSPITAL OF PHILADELPHIA		1			1
ANDREWS			1	100%	1
PENNY PEDIATRICS		1			1
Brynwood Health & Rehabilitation Center			1	100%	1
WELL-KEY URGENT CARE SEVIERVILLE			1	100%	1
EMERALD HEALTH CARE		1			1
FALMOUTH HOSPITAL			1	100%	1
CLINTON DRUG STORE		1			1
Mayfair Village Nursing Care Center		1			1
SHARON REGIONAL MEDICAL CENTER			1	100%	1
ROAN MOUNTAIN MEDICAL CENTER			1	100%	1
DIGNITY HEALING LLC			1	100%	1
WEST BOYNTON DIALYSIS			1	100%	1
Central Alabama Veterans HCS - East Campus		1			1
THE TOLEDO HOSPITAL			1	100%	1
TANGLEWOOD MANOR		1			1
MONROE COUNTY PUBLIC HEALTH DEPARTMENT			1	100%	1
CLINICAL LABORATORY DEPARTMENT			1	100%	1
Tremont Health & Rehabilitation Center		1			1
BALLAD HEALTH MEDICAL ASSOCIATES URGENT CARE			1	100%	1
BORINQUEN HEALTH CENTER			1	100%	1
OAKWOOD HOSPITAL - SOUTHSORE			1	100%	1
ST JOHNS PEDIATRICS PA		1			1
Village Crest Center for Health & Rehabilitation		1			1
CARESPOT - OCOEE			1	100%	1
DAVENPORT PEDIATRICS CLERMONT			1	100%	1
YOUR KIDS URGENT CARE			1	100%	1

COVID-19: testing by laboratory

Data through Apr 3, 2021 verified as of Apr 4, 2021 at 09:25 AM

Data in this report are provisional and subject to change.

The numbers in the table below represent the number of Florida and non-Florida residents for whom test results were received by the Department of Health. A person can be tested by more than one laboratory and can have both positive and negative results. **Therefore, the sum of the numbers in each column will be larger than the total number of people tested.**

Reporting lab	Inconclusive	Negative	Positive	Percent positive	Total
MEDEXPRESS NORTHSIDE			1	100%	1
MYLAN-SOUTH POINT PA		1			1
CYPRESS CREEK OUTPATIENT SURGICAL CTR, LLC			1	100%	1
TENNOVA ER - SANGO			1	100%	1
SHRIVERS PHARMACY AND WELLNESS CENTER			1	100%	1
Kroger 705 - The Little Clinic Richmond		1			1
SANFORD LABORATORIES WATERTOWN			1	100%	1
PASTEUR MEDICAL HIALEAH GARDEN LLC			1	100%	1
INDIAN RIVER CLINICAL LABORATORY, INC.		1			1
CANDLER HOSPITAL			1	100%	1
CONCIERGE INTERNAL MEDICINE ASSOCIATES			1	100%	1
FAMILY MEDICINE AT CELEBRATION		1			1
Brown Memorial Home		1			1
LAS PALOMAS SENIOR LIVING		1			1
THE CLINIC ON SIXTH			1	100%	1
CLARKSVILLE MANOR INC		1			1
ORCHARD LABORATORIES			1	100%	1
C V S / PHARMACY #833		1			1
J F K PEDIATRICS			1	100%	1
CVS TX7824POCT GARLAND		1			1
POINTE MEDICAL SERVICES INC			1	100%	1
MID-SOUTH URGENT CARE, PLLC			1	100%	1
BHS PHYSICIAN NETWORK			1	100%	1
ADVANCE GASTROENTEROLOGY			1	100%	1
ST JOHNS EPISCOPAL HOSPITAL SOUTH SHORE		1			1
Traymore Nursing Center		1			1
CARENOW URGENT CARE-HENDERSONVILLE		1			1
PROVIDENCE HOSPITAL			1	100%	1
PM PEDIATRICS PC			1	100%	1
SENCARE MANAGEMENT		1			1
ROSE MEDICAL CENTER LAB			1	100%	1
Falmouth By The Sea			1	100%	1
Riverside Nursing & Rehabilitation Center		1			1
CDR MAGUIRE - STUART MISSION			1	100%	1
HARDEN DIALYSIS		1			1
Fairhope		1			1
Arch Plaza Nursing and Rehabilitation Center			1	100%	1
Cerenity Senior Care-White Bear Lake		1			1
LOURDES URGENT CARE			1	100%	1
CHILDRENS HEALTHCARE CTE OF NORTHERN		1			1
Good Samaritan Society-Atkinson		1			1
HARBOR OAKS GOLDEN YEARS			1	100%	1
VIP STARNETWORK		1			1
MIAMI CHILDRENS HOSPITAL MIDTOWN OUTPATIENT CENTER			1	100%	1
TALLAHASSEE DIALYSIS		1			1
EXAC CARE CROSSVILLE		1			1
FAMILY MEDICAL CENTERS			1	100%	1

COVID-19: testing by laboratory

Data through Apr 3, 2021 verified as of Apr 4, 2021 at 09:25 AM

Data in this report are provisional and subject to change.

The numbers in the table below represent the number of Florida and non-Florida residents for whom test results were received by the Department of Health. A person can be tested by more than one laboratory and can have both positive and negative results. **Therefore, the sum of the numbers in each column will be larger than the total number of people tested.**

Reporting lab	Inconclusive	Negative	Positive	Percent positive	Total
MEDEXPRESS URGENT CARE-MEADVILLE			1	100%	1
CARESOUTH HHA HOLDINGS OF VIRGINIA, LLC			1	100%	1
Kempsville Health and Rehab Center		1			1
RIVERTON CBOC			1	100%	1
IMMEDIATE CARE MEDICAL CENTER			1	100%	1
CAREHERE HUDSON BAY			1	100%	1
CLINICAL MICROBIOLOGY LAB FAIRVIEW UNIVERSITY HOSPITAL			1	100%	1
ARIZA WELLNESS CARE LLC			1	100%	1
KELLY			1	100%	1
ST VINCENT'S AMBULATORY CARE INC			1	100%	1
MARYWOOD HEIGHTS		1			1
ABE'S GARDEN/PARK MANOR APARTMENTS		1			1
Sunnybrook Rehabilitation Center			1	100%	1
SPARTA HEALTH & REHAB		1			1
ORLANDO DIALYSIS		1			1
SPECTRUM LABORATORY			1	100%	1
BEACHSIDE DETOX		1			1
Imperial Healthcare Centre			1	100%	1
DR DAN C TRIGG MEMORIAL HOSPITAL		1			1
BROOKDALE WEST PALM BEACH			1	100%	1
PUBLIC HEALTH LABORATORIES			1	100%	1
HARDIN HEALTH INC		1			1
INTERIM HEALTHCARE OF PALM COAST			1	100%	1
THYROID SPECIALTY LABORATORY			1	100%	1
APPLECARE BRUNSWICK			1	100%	1
Oak Hill Health & Rehabilitation Center			1	100%	1
LADY LAKE FAMILY MEDICINE			1	100%	1
The Center at Centennial			1	100%	1
Community Compassion Center of Batesville			1	100%	1
SHAH			1	100%	1
STANDIFER PLACE		1			1
PSL JAX BEACH OPERATIONS LLC			1	100%	1
VA COMMUNITY BASED CLINIC - LAKE CITY			1	100%	1
FAYETTE MEDICAL CENTER LAB		1			1
EVANS FAMILY CARE PA			1	100%	1
REFERENCE LABORATORY			1	100%	1
PULMONARY, CRITICAL CARE AND SLEEP DISORDERS INSTITUTE OF SOUTH FLORID			1	100%	1
CALIFORNIA PUBLIC HEALTH LABORATORY			1	100%	1
Sage Bluff Health & Rehabilitation Center		1			1
SHAW MEDICAL GROUP LLC			1	100%	1
LIFE CARE CENTER OF HILTON HEAD		1			1
VA OPTOMETRY CLINIC			1	100%	1
SYNAPSE ANALYTICAL LABS		1			1
LIFESTREAM BEHAVIORAL CENTER INC			1	100%	1
Memorial Health Care Center			1	100%	1
Kroger 588 - The Little Clinic Thompsons Station		1			1
CONCENTRA - OCALA		1			1

COVID-19: testing by laboratory

Data through Apr 3, 2021 verified as of Apr 4, 2021 at 09:25 AM

Data in this report are provisional and subject to change.

The numbers in the table below represent the number of Florida and non-Florida residents for whom test results were received by the Department of Health. A person can be tested by more than one laboratory and can have both positive and negative results. **Therefore, the sum of the numbers in each column will be larger than the total number of people tested.**

Reporting lab	Inconclusive	Negative	Positive	Percent positive	Total
LIMA MEMORIAL HOSPITAL			1	100%	1
HEAD 2 TOE PEDIATRICS, PLLC			1	100%	1
MERCY MEDICAL CENTER INC			1	100%	1
URGENT DOC -NACOGODOCHES CLINIC			1	100%	1
St. Catherine's manor of Findlay		1			1
WINNIFRED ASSISTED LIVING FACILITY INC		1			1
MBMG OF WINTER HAVEN			1	100%	1
QUALITY CLINICAL LAB LLC			1	100%	1
CAREWELL URGENT CARE FITCHBURG			1	100%	1
SKY LAKES MEDICAL CENTER		1			1
FAMILY PRACTICE OF CENTRAL FLORIDA PA			1	100%	1
NORWALK HOSPITAL			1	100%	1
TILLAMOOK COUNTY GENERAL HOSPITAL LAB		1			1
Crisp Regional Nursing and Rehab Center		1			1
QC LABORATORY			1	100%	1
MED-LAKE LABORATORY			1	100%	1
HOLLAND COMMUNITY HOSPITAL		1			1
ELLCOTT CENTER FOR REHABILITATION AND		1			1
SANITAS RESEARCH LLC			1	100%	1
HEARTLAND PHARMACY SEBRING			1	100%	1
CATERPILLAR INC - MIAMI DISTRIBUTION CENTER			1	100%	1
Heritage Inn Health and Rehabilitation		1			1
COMMUNITY CARE CENTER□		1			1
Encompass Health Rehab Hosp Tinton Falls		1			1
GOSHEN HOSPITAL			1	100%	1
MONMOUTH MEDICALC ENTER		1			1
BEACH CARE PLLC			1	100%	1
HUNTERS CREEK MEDICAL ASSOCIATES PA		1			1
DOYLESTOWN HOSPITAL			1	100%	1
Dupage Care Center			1	100%	1
Kroger - KRO03400316			1	100%	1
THE INTERNAL MEDICAL GROUP		1			1
ATHENS MEDICAL CENTER			1	100%	1
Walgreens #5421		1			1
Kroger 698 - The Little Clinic 14th Street/Bell		1			1
Kroger 397 - The Little Clinic Frankfort East		1			1
ALL PRO ORTHOPEDICS & SPORTS MEDICINE, PA			1	100%	1
EXACCARE KINGSTON, LLC			1	100%	1
WINDMOOR HEALTHCARE			1	100%	1
Bethel Lutheran Nursing & Rehabilitation Center		1			1
SUN CITY DIAGNOSTIC CENTER			1	100%	1
WELLINGTON WEST 100176			1	100%	1
Waycross VA CBOC		1			1
NIHCC			1	100%	1
GREATER TAMPA AT HOME			1	100%	1
DEVITA		1			1
ADVENTHEALTH PHYSICIAN GROUP – APPLEWOOD			1	100%	1

COVID-19: testing by laboratory

Data through Apr 3, 2021 verified as of Apr 4, 2021 at 09:25 AM

Data in this report are provisional and subject to change.

The numbers in the table below represent the number of Florida and non-Florida residents for whom test results were received by the Department of Health. A person can be tested by more than one laboratory and can have both positive and negative results. **Therefore, the sum of the numbers in each column will be larger than the total number of people tested.**

Reporting lab	Inconclusive	Negative	Positive	Percent positive	Total
Westminster Canterbury Richmond		1			1
Villa Maria			1	100%	1
PERRY COUNTY NURSING HOME		1			1
Manor Care of Dallastown d/b/a ManorCare Health Services - Dallastown		1			1
APPLECARE URGENT CARE KINGSLAND			1	100%	1
JEFFREY A HIRSCHFIELD, MD PA			1	100%	1
EPIC CARE PHARMACY		1			1
SV MOBILE HEALTH			1	100%	1
FALKVILLE HEALTHCARE		1			1
ULTIMATE KIDNEY CARE			1	100%	1
SUMMIT DETOX INC			1	100%	1
OMC PRIMARY CARE - HOSPITAL CAMPUS			1	100%	1
CITRONELLE HEALTH AND REHABILITATION CENTER		1			1
LP Marietta II, LLC		1			1
Kroger 353 - The Little Clinic Harpers Point		1			1
Rio Grande City Nursing and Rehab Center			1	100%	1
YUMA REGIONAL MEDICAL CENTER			1	100%	1
DISCOVERY AT HOME, LLC			1	100%	1
Florence Nursing and Rehabilitation Center		1			1
CVS CA9963POCT SAN DIEGO		1			1
Good Shepherd Fairview Home, Inc.		1			1
JPS HEALTH CENTER AT TRUE WORTH PLACE			1	100%	1
COASTAL MANOR		1			1
ROSEN MEDICAL CENTER AT ROSEN COLLEGE CAMPUS			1	100%	1
LONESTAR 24HRER MANAGEMENT LLC DBA LONESTAR 24HRER			1	100%	1
PROGRESSIVE MEDICAL LAB LLC			1	100%	1
CVS IL2297651CV JOLIET		1			1
PUBLIX PHARMACY #1114			1	100%	1
Bayou Vista Community Care Center			1	100%	1
MEMORIAL HOSPITAL LOS BANOS			1	100%	1
MIRAMAR KIDNEY CENTER		1			1
MEDONE URGENT CARE			1	100%	1
CHC			1	100%	1
PEDRO MENENDEZ HEALTH CENTER AT ST JOHNS			1	100%	1
American Fork Care Center dba Heritage Care Center		1			1
THE HEART HOSPITAL BAYLOR PLANO			1	100%	1
KIOSK MEDICINE KENTUCKY LLC		1			1
WALMART PHARMACY 10-4554		1			1
HOUSTON MEDICAL CENTER			1	100%	1
OCALA REGIONAL DIALYSIS- NORTH			1	100%	1
Kroger 356 - The Little Clinic Middletown		1			1
LEGACY AT HIGHWOODS PRESERVE		1			1
Court House Center		1			1
MEDICAL EXAMINERS OFFICE, LEESBURG			1	100%	1
OMAHA VA MEDICAL CENTER			1	100%	1
ALCALA PHARMACEUTICALS			1	100%	1
MEDEXPRESS URGENT CARE - CABOT			1	100%	1

COVID-19: testing by laboratory

Data through Apr 3, 2021 verified as of Apr 4, 2021 at 09:25 AM

Data in this report are provisional and subject to change.

The numbers in the table below represent the number of Florida and non-Florida residents for whom test results were received by the Department of Health. A person can be tested by more than one laboratory and can have both positive and negative results. **Therefore, the sum of the numbers in each column will be larger than the total number of people tested.**

Reporting lab	Inconclusive	Negative	Positive	Percent positive	Total
TEXAS HEALTH ARLINGTON MEMORIAL		1			1
ACUTE AND COMMUNICABLE DISEASE PREVENTION			1	100%	1
Mountain City Care and Rehabilitation Center		1			1
ADVENTHEALTH HOME CARE WATERMAN			1	100%	1
Parkside Manor		1			1
SEATTLE-KING COUNTY			1	100%	1
CRUSADER COMMUNITY HEALTH			1	100%	1
WHEATON FRANCISCAN LABORATORY			1	100%	1
NORTH BREVARD CHILDRENS MEDICAL CENTER			1	100%	1
SCRIPPS MERCY HOSPITAL			1	100%	1
TEXAS HEALTH ARLINGTON MEMORIAL HOSPITAL			1	100%	1
MEDEXPRESS URGENT CARE - MT EPHRAIM		1			1
GENEVA FAMILY HEALTH			1	100%	1
SAINT BARNABAS MEDICAL CENTER		1			1
CVS MI8287POCT MACOMB		1			1
CVS MA299POCT WORCESTER		1			1
JOHN MANCHIN SR HEALTH CARE CENTER		1			1
PALM BEACH DIABETES AND ENDOCRINE SPECIALISTS, PA			1	100%	1
NEMOURS CHILDREN'S PRIMARY CARE			1	100%	1
HELGEMO & LIOU PEDIATRICS			1	100%	1
PANCARE HEALTH - BRUCE			1	100%	1
CVS MA1121POCT WESTFORD		1			1
QUEST INC			1	100%	1
OPTUM MEDICAL CLINIC IN ROCKRIMMON			1	100%	1
GMR EVENT SERVICES LLC DBA CROWDRX		1			1
VIVEX/UMTB BIOMEDICAL			1	100%	1
HEALTHCARE ASSOCIATES OF IRVING, LLP			1	100%	1
APOLLO ADVANCED HOME HEALTH CORP			1	100%	1
ELATION HEALTH		1			1
ALL CARE URGENT CARE			1	100%	1
YORK HOSPITAL: MICROBIOLOGY			1	100%	1
THE LITTLE CLINIC LLC			1	100%	1
ADVANCED MEDICAL LABORATORIES (AML)			1	100%	1
EMERY MEDICAL CENTER			1	100%	1
CVS OH6164POCT DELAWARE		1			1
PEDRO L ORTEGA MD PA			1	100%	1
COASTAL PEDIATRICS LLC			1	100%	1
DOCTORS HOSPITAL OF LAREDO			1	100%	1
ST JOHNS MEDICAL CENTER		1			1
FAIRFIELD MEDICAL CENTER			1	100%	1
BRIDGEWAY CENTER INC			1	100%	1
BAYOU URGENT CARE			1	100%	1
Walgreens #10988		1			1
CHILDREN'S MEMORIAL HOSPITAL			1	100%	1
HOSPITAL SISTERS HEALTH SYSTEM (HSHS)			1	100%	1
SPECIALTY DRUG TESTING			1	100%	1
ADVANCE HEALTH AND WELLNESS SOLUTIONS			1	100%	1

COVID-19: testing by laboratory

Data through Apr 3, 2021 verified as of Apr 4, 2021 at 09:25 AM

Data in this report are provisional and subject to change.

The numbers in the table below represent the number of Florida and non-Florida residents for whom test results were received by the Department of Health. A person can be tested by more than one laboratory and can have both positive and negative results. **Therefore, the sum of the numbers in each column will be larger than the total number of people tested.**

Reporting lab	Inconclusive	Negative	Positive	Percent positive	Total
AUSTIN URGENT CARE			1	100%	1
GWINNETT MEDICAL CENTER			1	100%	1
SUN LABORATORY SERVICES,INC			1	100%	1
ABSOLUTE QUICK CARE			1	100%	1
ABRAKIDABRA PEDIATRIC CLINIC LLC			1	100%	1
ST JOSEPHS CHILDRENS HOSPITAL PEDI TRANSPORT			1	100%	1
Medicalodges Neosho			1	100%	1
HIGH DESERT COURT GROUP HOME			1	100%	1
OCEAN MEDICAL CENTER		1			1
WALGREENS #5130			1	100%	1
Washington County Nursing H0me			1	100%	1
OXY-GENLAB			1	100%	1
ERIE COUNTY EMERGENCY SERVICES DIV OF		1			1
CVS OH2540POCT HILLIARD		1			1
Glen Oaks Health and REhabilitation		1			1
INFANTS & CHILDREN PA			1	100%	1
Kroger 682 - The Little Clinic New Holland Market			1	100%	1
MINUTE CLINIC DIAGNOSTIC MED GRP OF CA		1			1
BOND & STEELE CLINIC, PA			1	100%	1
Broomall Manor		1			1
GEORGE WASHINGTON UNIVERSITY HOSPITAL			1	100%	1
Brio of Johnston		1			1
WALGREENS #15291		1			1
Ladera Center		1			1
SSC NASHVILLE OPERATING CO LLC D/B/A		1			1
SMA BEHAVIORAL HEALTH SERVICES INC		1			1
JAX FAMILY CARE		1			1
HAMPTON VAMC		1			1
MEA PRIMARY CARE PLUS BYRAM			1	100%	1
Pinnacle Assisted Living			1	100%	1
MEDEXPRESS URGENT CARE - ROCKAWAY		1			1
CLEVELAND HEARTLAB			1	100%	1
Carrollton Manor Inc		1			1
Kroger 444 - The Little Clinic Dent		1			1
Nemours Children's Clinic-Orla			1	100%	1
SIGNATURE CARE MIDLAND			1	100%	1
ORCHID TERRACE		1			1
Brownwood Nusing & Rehabilitation		1			1
MEDEXPRESS URGENT CARE - HADLEY		1			1
ORLANDO PHYSICIAN NETWORK		1			1
VISTA LAKE ASSISTED LIVING			1	100%	1
COMMUNITY			1	100%	1
Greene Meadows Nursing and Rehabilitation Center		1			1
HORIZON MEDICAL CENTER			1	100%	1
WALGREENS #15369		1			1
TMH URGENT CARE CENTER			1	100%	1
SOUTHWEST REGIONAL PCR LABORATORY			1	100%	1

COVID-19: testing by laboratory

Data through Apr 3, 2021 verified as of Apr 4, 2021 at 09:25 AM

Data in this report are provisional and subject to change.

The numbers in the table below represent the number of Florida and non-Florida residents for whom test results were received by the Department of Health. A person can be tested by more than one laboratory and can have both positive and negative results. **Therefore, the sum of the numbers in each column will be larger than the total number of people tested.**

Reporting lab	Inconclusive	Negative	Positive	Percent positive	Total
Melbourne Terrace Rehabilitation Center			1	100%	1
Ashland Place Health and Rehabilitation, LLC		1			1
STERLING HOUSE OF PORT ORANGE		1			1
LAKE LURE HEALTH CENTER			1	100%	1
CLIFTON-FINE HOSPITAL LABORATORY		1			1
CHATSWORTH ASSISTED LIVING COMMUNITY AT PGA NATIONAL			1	100%	1
HSRE-ASL CASSELBERRY TRS, LLC			1	100%	1
Walgreens #3661		1			1
WILMINGTON NURSING AND REHAB			1	100%	1
HIGHLAND LABORATORY			1	100%	1
1ST MED DOTHAN			1	100%	1
ALBUQUERQUE INDIAN HEALTH CENTER		1			1
BAYSHORE DIALYSIS			1	100%	1
POUDRE VALLEY HOSPITAL			1	100%	1
HEALTHFORCE PARTNERS INC			1	100%	1
Le Roy Village Green		1			1
QUALITY LAB			1	100%	1
KANA MEDICAL			1	100%	1
MID-FLORIDA PATHOLOGY LLC		1			1
Elm Crest Senior Living Community		1			1
CARSON NURSING AND REHABILITATION CENTER		1			1
ELITE MEDICAL LABORATORY SOLUTIONS LLC			1	100%	1
WARREN GENERAL HOSPITAL			1	100%	1
BAPTIST HEALTH PRIMARY CARE AT CUTLER BAY			1	100%	1
WAKE FOREST MEDICAL CENTER LABORATORY			1	100%	1
Bolingreen Health and Rehabilitation		1			1
NABI		1			1
CACERES SPECIALIZED GYNECOLOGY		1			1
CAPITAL HEALTH PLAN - GOVERNORS SQUARE			1	100%	1
GADSDEN FAMILY PRACTICE		1			1
MD NOW MEDICAL CENTERS, INC			1	100%	1
DOCTORS MEMORIAL HOSP HOME HEALTH CARE		1			1
GAMMA HEALTHCARE, INC		1			1
MORGAN MEDICAL CENTER		1			1
Brown Nursing Home		1			1
ASSURANCE HEALTHCARE AND COUNSELING CENTER		1			1
Birmingham Nursing and Rehabilitation East LLC		1			1
WESTOX LABS		1			1
Kroger 390 - The Little Clinic North College Hill		1			1
DIGESTIVE DISEASE CARE PC		1			1
CVS CA9751POCT AGOURA		1			1
MARTINSVILLE HEALTH AND REHAB			1	100%	1
Wedgewood Manor		1			1
PUTNAM CO HOSPITAL-D/B/A ASBURY TOWERS		1			1
PRIME CARE FAMILY MEDICINE			1	100%	1
CARE ADVANTAGE			1	100%	1
PALM SPRINGS GENERAL HOSPITAL			1	100%	1

COVID-19: testing by laboratory

Data through Apr 3, 2021 verified as of Apr 4, 2021 at 09:25 AM

Data in this report are provisional and subject to change.

The numbers in the table below represent the number of Florida and non-Florida residents for whom test results were received by the Department of Health. A person can be tested by more than one laboratory and can have both positive and negative results. **Therefore, the sum of the numbers in each column will be larger than the total number of people tested.**

Reporting lab	Inconclusive	Negative	Positive	Percent positive	Total
ONSLOW COUNTY HEALTH DEPARTMENT			1	100%	1
El Paso Health Care Center			1	100%	1
CLEVELAND CLINIC OHIO LABORATORIES			1	100%	1
WELLPATH			1	100%	1
Kroger 670 - The Little Clinic Dawson Forest Rd & Hwy 19		1			1
Freedom Pointe at The Villages			1	100%	1
CVS NE8626POCT LINCOLN		1			1
CYPRESS CREEK DIALYSIS CTR			1	100%	1
SUMMIT HEALTHCARE REGIONAL MEDICAL		1			1
WILSON FAMILY MEDICINE LLC		1			1
BAPTIST HEALTH MEDICAL PLAZA			1	100%	1
MCLEOD MEMORIAL HOSPITAL CLARENDON			1	100%	1
MAYO CLINIC OUTPATIENT DIALYSIS CENTER			1	100%	1
FRESENIUS SOUTH FORT MYERS		1			1
OAK HAVEN REHAB AND NURSING CENTER			1	100%	1
HEARTLAND NURSING & REHABILITATION		1			1
INTERMOUNTAIN HEALTHCARE LABORATORY SERVICES			1	100%	1
LIFE CARE CENTER OF GWINNETT		1			1
NEW YORK STATE DEPARTMENT OF HEALTH			1	100%	1
CLEVELAND CLINIC FLORIDA WAIVED			1	100%	1
MIAMI JEWISH DIALYSIS			1	100%	1
JOHNSON & JOHNSON VISION CARE-VISTAKON			1	100%	1
CHOTA COMMUNITY HEALTH SERVICES		1			1
DR BAWA AND ASSOCIATES			1	100%	1
LOWER KEYS COMMUNITY HEALTH CENTER			1	100%	1
APPLECARE URGENT CARE			1	100%	1
Kroger 518 - The Little Clinic Hermitage		1			1
PRIMEX CLINICAL LABORATORIES INC			1	100%	1
NEMOURS CHILDREN'S			1	100%	1
Glenburn Home		1			1
OPTIMAL MEDICINE INC		1			1
UNIVERSITY OF FLORIDA			1	100%	1
ULTIMATE ANALYSIS LABORATORY			1	100%	1
MOUNT SINAI COMPREHENSIVE CANCER CENTER			1	100%	1
GALVESTON COUNTY HEALTH DISTRICT			1	100%	1
LYSTER MAIN LAB, FT RUCKER		1			1
St. Mary's Care Center		1			1
FAIRHAVEN		1			1
KEY BISCAIYNE PEDIATRIC ASSOCIATES INC			1	100%	1
FLORIDA HEALTH CARE MEDICAL GROUP		1			1
Southern Pines Healthcare Center		1			1
Bivins Pointe			1	100%	1
REHABILITATION CENTER OF SOUTH GEORGIA		1			1
LAKE MARY OPTUM FLORIDA			1	100%	1
SELECT SPECIALTY HOSPITAL - ORLANDO SOUTH			1	100%	1
VISTA DEL SOL MED ASSOC		1			1
UFHEALTH			1	100%	1

COVID-19: testing by laboratory

Data through Apr 3, 2021 verified as of Apr 4, 2021 at 09:25 AM

Data in this report are provisional and subject to change.

The numbers in the table below represent the number of Florida and non-Florida residents for whom test results were received by the Department of Health. A person can be tested by more than one laboratory and can have both positive and negative results. **Therefore, the sum of the numbers in each column will be larger than the total number of people tested.**

Reporting lab	Inconclusive	Negative	Positive	Percent positive	Total
Greencroft Goshen		1			1
BELLMORE PEDIATRICS		1			1
Orchid Cove at Naples			1	100%	1
MEDICAL UNIVERSITY OF SOUTH CAROLINA			1	100%	1
BETHESDA DIALYSIS			1	100%	1
VITAL CARE			1	100%	1
WALGREENS #01398			1	100%	1
SOUTHEASTERN PATHOLOGY ASSOCIATES			1	100%	1
ST GERARD'S COMMUNITY OF CARE		1			1
NORTHWEST TEXAS HEALTHCARE SYSTEM,INC			1	100%	1
TRANSCEND PERFORMANCE AND LIFESTYLE INSTITUTE			1	100%	1
SOUTH COUNTY MEDICAL CENTER			1	100%	1
SOPHIA MEDICAL ASSOCIATES, PC			1	100%	1
Urgent Care 24/7 Orlando LLC			1	100%	1
BAPTIST MINOR MEDICAL CENTER			1	100%	1
Grangeville Health and Rehab		1			1
SUNCOAST FAMILY MEDICAL ASSOCIATES			1	100%	1
Big River Nursing and Rehab		1			1
OMNICARE PHARMACY OF TEXAS 1, LP		1			1
MEDEXPRESS URGENT CARE -HOWELL US HWY		1			1
Fox Subacute at Warrington		1			1
Hillside Manor Rehabilitation and Extended Care Center		1			1
Kroger 006 - The Little Clinic Uintah Gardens		1			1
JERSEY IRISH MEDICAL		1			1
MCH PHYSICIANS GROUP			1	100%	1
ALLEGANY COUNTY DEPARTMENT OF HEALTH		1			1
MINUTECLINIC LLC #3351			1	100%	1
BEAUMONT HOSPITAL			1	100%	1
Kroger - KRO01100688			1	100%	1
PRIMARY CARE & PEDIATRICS - SHEPHERSTOWN		1			1
AMBULATORY CARE CLINIC, LLC			1	100%	1
Chateau Girardeau			1	100%	1
METROPOLITAN			1	100%	1
Valley Center (WV)			1	100%	1
ANDERSON FAMILY MEDICINE			1	100%	1
GRAND VIEW HOSPITAL			1	100%	1
Willowbrooke Court at Normandy Farms Estates		1			1
Kingston of Miamisburg		1			1
CROZER-CHESTER MEDICAL CENTER			1	100%	1
CVS MA929POCT FRANKLIN		1			1
CVS / PHARMACY #10794			1	100%	1
LEELANAU OPCO, LLC		1			1
MAINE HEALTH AND ENVIRONMENTAL TESTING LABORATORY			1	100%	1
KIDS CARE PEDIATRICS			1	100%	1
SUNSHINE FAMILY & WELLNESS CENTER			1	100%	1
STEPHENS COUNTY HOSPITAL			1	100%	1
FLORIDA CLINICAL RESEARCH CENTER, LLC			1	100%	1

COVID-19: testing by laboratory

Data through Apr 3, 2021 verified as of Apr 4, 2021 at 09:25 AM

Data in this report are provisional and subject to change.

The numbers in the table below represent the number of Florida and non-Florida residents for whom test results were received by the Department of Health. A person can be tested by more than one laboratory and can have both positive and negative results. **Therefore, the sum of the numbers in each column will be larger than the total number of people tested.**

Reporting lab	Inconclusive	Negative	Positive	Percent positive	Total
WALGREENS # 12338		1			1
Isle Health and Rehabilitation Center			1	100%	1
PEDIATRIC ASSOCIATES - JACKSONVILLE			1	100%	1
BREVARD COUNTY JAIL			1	100%	1
GOOD SAMARITAN SOCIETY-FOREST CITY		1			1
THE CHRIST HOSPITAL			1	100%	1
MEMPHIS URGENT CARE #2, LLC			1	100%	1
UNIVERSITY OF IOWA HOSPITALS & CLINICS			1	100%	1
CVS M08595POCT RAYMORE		1			1
SOUTHERN SPRINGS HEALTH CARE		1			1
MAYO CLINICAL LABORATORIES		1			1
PALMA CEIA MED GROUP-SWANN		1			1
NEMOURS CHILDRENS PRIMARY CARE CLERMONT			1	100%	1
BLOOD SYSTEMS LABORATORIES			1	100%	1
HERITAGE CARE AND REHABILITATION CENTE		1			1
RICHMOND MEDICAL CENTER FOR WOMEN		1			1
SARASOTA MEMORIAL HOSPITAL		1			1
THE MEDICAL CENTER AT BOWLING GREEN			1	100%	1
CONCENTRA - TAMPA EAST		1			1
WELLOW URGENT CARE-OSWEGO			1	100%	1
CHI MEMORIAL HOSPITAL CHATTANOOGA			1	100%	1
BAYLOR SCOTT & WHITE ALL SAINTS MEDICAL CENTER FT			1	100%	1
HARTFORD HEALTH CARE & REHABILITATION			1	100%	1
OXLEY PARK HEALTH & REHAB		1			1
TENNOVA HEALTHCARE - CLEVELAND			1	100%	1
Royal Palm Beach Health and Rehab Center			1	100%	1
SAINT LEO UNIVERSITY INCORPORATED			1	100%	1
MEMORIAL HERMANN KATY HOSPITAL			1	100%	1
PULSE MEDICAL DOCTOTS LLC			1	100%	1
MANHATTAN EYE EAR AND THROAT HOSPITAL		1			1
Kroger 779 - The Little Clinic Georgetown		1			1
ATLANTIS VISION CENTER			1	100%	1
MEADOWS PARK HEALTH AND REHABILITATION		1			1
Port Orange Nursing And Rehab Center			1	100%	1
MEDEXPRESS URGENT CARE, MOSSIDE		1			1
RESOURCE PATH LLC			1	100%	1
LIBERTY URGENT CARE			1	100%	1
Arlington Care Center			1	100%	1
AVERA SACRED HEART HOSPITAL			1	100%	1
SUNRISE/QUAY COUNTY HEALTH CLINIC		1			1
Carington Park			1	100%	1
KETTERING MEDICAL CENTER			1	100%	1
Medilodge of Kalamazoo		1			1
BIODORON LABORATORIES			1	100%	1
MISSION REGIONAL MEDICAL CENTER			1	100%	1
FAIRVIEW SOUTHDALE			1	100%	1
VA Texas Valley Coastal Bend Harlingen HCC		1			1

COVID-19: testing by laboratory

Data through Apr 3, 2021 verified as of Apr 4, 2021 at 09:25 AM

Data in this report are provisional and subject to change.

The numbers in the table below represent the number of Florida and non-Florida residents for whom test results were received by the Department of Health. A person can be tested by more than one laboratory and can have both positive and negative results. **Therefore, the sum of the numbers in each column will be larger than the total number of people tested.**

Reporting lab	Inconclusive	Negative	Positive	Percent positive	Total
BAYLOR SCOTT & WHITE MEDICAL SURGICAL CLINIC			1	100%	1
MEDEXPRESS URGENT CARE - LAWTON		1			1
ST FRANCIS MEDICAL CENTER			1	100%	1
EVEXIA DIAGNOSTICS			1	100%	1
ALABAMA REFERENCE LAB			1	100%	1
GENESIS MICROBIOLOGY LAB		1			1
ADVENTHEALTH MEDICAL GROUP UROLOGY AT EAST ORLANDO		1			1
Heartland Health Care Center Jacksonville			1	100%	1
OUCH URGENT CARE			1	100%	1
SAINT JOSEPHS HOSPITAL OF ATLANTA			1	100%	1
ADVENTHEALTH WATERMAN COMMUNITY CLINIC			1	100%	1
ALLIANCE LABORATORY SERVICES			1	100%	1
PASCO COUNTY HEALTH DEPARTMENT			1	100%	1
PROGRESSIVE MEDICAL RESEARCH			1	100%	1
Gulf Coast health and Rehabilitation, LLC		1			1
Consulate Health Care of Tallahassee			1	100%	1
RANDOLPH COUNTY HEALTH & REHABILITATIO		1			1
Jenkins Living Center		1			1
COASTAL PEDIATRIC CARE			1	100%	1
FORT MYERS DIALYSIS		1			1
FAU MEMORY & WELLNESS CENTER			1	100%	1
WEST VIRGINIA UNIVERSITY HOSPITALS			1	100%	1
777 URGENT CARE			1	100%	1
PROVIDENCE PORTLAND MEDICAL CENTER		1			1
SOUTH DADE NURSING & REHABILITATION CENTER			1	100%	1
RCP OF MEMORIAL WEST			1	100%	1
MEMORIAL HOSPITAL AT GULFPORT			1	100%	1
CARESPOT - LEE VISTA			1	100%	1
STAT EMERGENCY CENTER			1	100%	1
AVON PARK CLUSTER		1			1
MEDEXPRESS URGENT CARE - NUTLEY		1			1
GENERATIONS CENTER OF SPENCER		1			1
San Antonio Residence and Rehabilitation Center		1			1
LabCorp L#09258295 M#09258285			1	100%	1
CRESTHAVEN			1	100%	1
LAB TEST KENDALL LLC		1			1
WESTON COUNTY HEALTH SERVICES			1	100%	1
Smg At Bridgewater Family Medicine		1			1
Signature HealthCare of Bowling Green		1			1
Hawthorne House		1			1
SPORTS MEDICINE CLINIC - U OF WYOMING			1	100%	1
PEDIATRIC ASSOCIATES OF JULINGTON CREEK			1	100%	1
PHYSICIANS PRIMARY CARE LEHIGH PEDS			1	100%	1
Heritage of Red Cloud		1			1
Life Care Center of Paradise Valley		1			1
ROSLYN INTERNAL MEDICINE		1			1
WEST CARVER MEDICAL ASSOCIATES		1			1

COVID-19: testing by laboratory

Data through Apr 3, 2021 verified as of Apr 4, 2021 at 09:25 AM

Data in this report are provisional and subject to change.

The numbers in the table below represent the number of Florida and non-Florida residents for whom test results were received by the Department of Health. A person can be tested by more than one laboratory and can have both positive and negative results. **Therefore, the sum of the numbers in each column will be larger than the total number of people tested.**

Reporting lab	Inconclusive	Negative	Positive	Percent positive	Total
SUNRISE CLINIC SANTA ROSA		1			1
EXCEPTIONAL EMERGENCY CENTER			1	100%	1
MID FLORIDA DERMATOLOGY ASSOCIATES PA			1	100%	1
AMERICAN LAB LLC		1			1
TEXAS HEALTH HARRIS METHODIST HOSPITAL			1	100%	1
LAS PALMAS MEDICAL CENTER			1	100%	1
RED BUG LAKE ROAD OVIEDO COVID			1	100%	1
TFH HOME HEALTH INC			1	100%	1
PROGRESSIVE URGENT CARE, PC			1	100%	1
CMC MERCY LABORATORY			1	100%	1
BNJ		1			1
LANGLADE			1	100%	1
WELLSTAR ATLANTA MEDICAL CENTER LABORA		1			1
CAROLINAS HEALTHCARE SYSTEM LAB			1	100%	1
CVS AZ3264POCT PHOENIX			1	100%	1
PEDIATRIC PARTNERS ZEPHYRHILLS			1	100%	1
HEALTHPARTNERS HUDSON CLINIC			1	100%	1
MULTICARE PHYSICIANS			1	100%	1
GENESIS HOME HEALTH CARE SERVICES OF			1	100%	1
Acts Manor House		1			1
PINELLAS POINT NURSING AND REHAB CENTER			1	100%	1
EXPRESS LAB LIVINGSTON			1	100%	1
MISSISSIPPI VALLEY REGIONAL BLOOD CENTER			1	100%	1
ASSOCIATES IN INTERNAL MEDICINE PA			1	100%	1
LACKAWANNA HEALTH AND REHAB CENTER		1			1
MEDEXPRESS URGENT CARE - BENTONVILLE		1			1
REGIONAL MEDICAL LABORATORY			1	100%	1
ADVENTHEALTH SENIOR CARE AT ORMOND			1	100%	1
ALTA BATES SUMMIT MEDICAL CENTER CLINICAL LAB			1	100%	1
EASTSIDE MEDICAL CLINIC		1			1
EDGAR PRICE FAMILY & CHILDREN HEALTHCARE CENTER			1	100%	1
MEDEXPRESS URGENT CARE-BRENTWOOD		1			1
SANTA ROSA PEDIATRICS			1	100%	1
CORDOVA FAMILY PRACTICE			1	100%	1
DSI LABORATORIES-NAPLES-7TH			1	100%	1
Parkview Care and Rehabilitation Center		1			1
CVS AZ69POCT PEORIA		1			1
MEDICAL ASSOCIATES OF CARTER		1			1
WASHINGTON SOLDIERS HOME AND COLONY		1			1
STONECREST MEDICAL CENTER		1			1
INTERNAL MEDICINE GROUP OF CENTRAL FLORIDA			1	100%	1
UABC			1	100%	1
LEE MEMORIAL HEALTH SYSTEMS HOME HEALTH		1			1
Accordius Health at Harrisonburg		1			1
CHATEAU MADELEINE - SENIOR LIVING & MEMORY CARE			1	100%	1
BLAKE AT PENSACOLA OPERATION CO, LLC, THE			1	100%	1
MEDEXPRESS URGENT CARE, EDWARDSVILLE		1			1

COVID-19: testing by laboratory

Data through Apr 3, 2021 verified as of Apr 4, 2021 at 09:25 AM

Data in this report are provisional and subject to change.

The numbers in the table below represent the number of Florida and non-Florida residents for whom test results were received by the Department of Health. A person can be tested by more than one laboratory and can have both positive and negative results. **Therefore, the sum of the numbers in each column will be larger than the total number of people tested.**

Reporting lab	Inconclusive	Negative	Positive	Percent positive	Total
Walgreens #10851		1			1
UNIVERSITY OF MARYLAND PATHOLOGY ASSOCIATES			1	100%	1
Caldwell Care		1			1
Kroger 523 - The Little Clinic Dickson			1	100%	1
Ramsey Village		1			1
UUHC - REDSTONE HEALTH CENTER LABORATORY			1	100%	1
SPRING VALLEY HOSPITAL MEDICAL CENTER			1	100%	1
NORTHEAST BAPTIST HOSPITAL			1	100%	1
PRIORITY CARE LLC			1	100%	1
Fairhaven Retirement Community		1			1
Waddell Nursing & Rehab Center		1			1
MEDICAL ASSOCIATES OF THE SHOALS		1			1
NORTH FLORIDA CHILD DEVELOPMENT, INC			1	100%	1
OPTUM OF HIALEAH		1			1
AMD			1	100%	1
GOOD PEDIATRICS			1	100%	1
MEDSTAR URGENT CARE, LLC			1	100%	1
MOUNT SINAI HOSPITAL OF QUEENS			1	100%	1
MOSAIC MEDICAL CENTER MARYVILLE			1	100%	1
St Mary's d'Youville Pavilion		1			1
CARENOW LAKE WORTH			1	100%	1
THE HOSPITALS OF PROVIDENCE EMERGENCY ROOM			1	100%	1
TITUSVILLE CENTER FOR SURGICAL EXCELLENCE LLC		1			1
Waters of Covington		1			1
CTMD MEDICAL CENTER, PA			1	100%	1
MARTIN MEMORIAL MEDICENTER			1	100%	1
MY INSTADOC - HOWELL URGENT CARE		1			1
CIRRUS DX			1	100%	1
Kroger 63 - The Little Clinic Glassford Hill Rd		1			1
PINEBROOK CARE AND REHABILITATION CENTER			1	100%	1
WEST BOCA MEDICAL CENTER			1	100%	1
SOUTHWESTERN STATE HOSPITAL LABORATORY			1	100%	1
DIXIE REGIONAL MEDICAL CENTER			1	100%	1
STATE OF CALIFORNIA DOH SERVICES			1	100%	1
AHMG LAKE NONA PRIMARY CARE		1			1
ANMED HEALTH MEDICAL CENTER			1	100%	1
UF HEALTH EMERGENCY CENTER LABORATORY		1			1
MEDEXPRESS URGENT CARE - LODI		1			1
BRIGHAM YOUNG UNIV STUDENT HEALTH CTR			1	100%	1
CLINICAL CARE, INC			1	100%	1
SOUTHERN HILLS MEDICAL CENTER			1	100%	1
FLORIDA KEYS PED AND ADOLES CTR			1	100%	1
ST FRANCIS COLLEGE WELLNESS CENTER		1			1
MCCALLIE SCHOOL-STUDENT HEALTH CENTER		1			1
CVS AZ9374POCT TUCSON		1			1
COSTCO PHARMACY #1023			1	100%	1
Troy Center for Rehabilitation & Nursing		1			1

COVID-19: testing by laboratory

Data through Apr 3, 2021 verified as of Apr 4, 2021 at 09:25 AM

Data in this report are provisional and subject to change.

The numbers in the table below represent the number of Florida and non-Florida residents for whom test results were received by the Department of Health. A person can be tested by more than one laboratory and can have both positive and negative results. **Therefore, the sum of the numbers in each column will be larger than the total number of people tested.**

Reporting lab	Inconclusive	Negative	Positive	Percent positive	Total
NCH HEALTHCARE CREEKSIDE ENDOSCOPY			1	100%	1
HABANA HEALTH CARE CENTER			1	100%	1
FAMILY MEDICAL CLINIC KENDALL LLC			1	100%	1
BRIDGEWATER AT WATERMAN VILLAGE			1	100%	1
ALLIED PEDIATRICS & FAMILY MEDICINE			1	100%	1
VELOCITY URGENT CARE - LITTLE CREEK			1	100%	1
STANLY REGIONAL MEDICAL CENTER			1	100%	1
WAYNE COUNTY PUBLIC HEALTH		1			1
JOHNSON MEDICAL SERVICES			1	100%	1
GATEWAY LABORATORIES		1			1
BOCA RATON PHYSICIANS PA			1	100%	1
JERSEY IRISH MEDICAL (DBA AFC URGENT C			1	100%	1
Harris Hill Nursing Facility		1			1
FLORIDA STATE UNIVERSITY HEALTH SERVICES			1	100%	1
CENTRAL TX URGENT CARE			1	100%	1
WEST VIRGINIA LABORATORIES			1	100%	1
NORTH SHORE HEMATOLOGY-ONCOLOGY ASSOCIATES		1			1
BROOKDALE FORT MYERS LAKES PARK			1	100%	1
NEMOURS CHILDREN'S PRIMARY CARE, ST CLOUD			1	100%	1
SMITH			1	100%	1
RIVERVIEW HOSPITAL D/B/A UNIVERSITY		1			1
CARE STATION MEDICAL GROUP		1			1
Kroger 350 - The Little Clinic New Cut Road		1			1
FINLAY MEDICAL RESEARCH CORP			1	100%	1
MODERN URGENT CARE			1	100%	1
INLET CONCIERGE MEDICINE			1	100%	1
MIAMI VASCULAR SURGERY			1	100%	1
ADVENTHEALTH IMAGING WINTERGARDEN		1			1
CHILTON MEDICAL CENTER		1			1
SANTA BARABARA ALF LLC (THE WINDSOR)			1	100%	1
Brookdale Southside			1	100%	1
CVS MA1875POCT ASHLAND			1	100%	1
MOUNT SINAI MEDICAL CENTER AVENTURA ER			1	100%	1
QUICKCARE HEALTH, INC			1	100%	1
Longwood Community Living Center		1			1
GULF COUNTY HEALTH DEPARTMENT			1	100%	1
Keller Landing Center		1			1
ARKANSAS PUBLIC HEALTH LABORATORY		1			1
ISLANDS ASSISTED LIVING FACILITY,THE			1	100%	1
Kroger 531 - The Little Clinic Waterville		1			1
B2 URGENT CARE			1	100%	1
HENRY FORD HOSPITAL			1	100%	1
JACKSONVILLE HEALTH & REHAB		1			1
UNIVERSITY PLACE NURSING CENTER		1			1
CVS CA9492POCT YORBA LINDA		1			1
UNIVERSITY OF SOUTH FLORIDA			1	100%	1
MT SINA1 HOSPICE			1	100%	1

COVID-19: testing by laboratory

Data through Apr 3, 2021 verified as of Apr 4, 2021 at 09:25 AM

Data in this report are provisional and subject to change.

The numbers in the table below represent the number of Florida and non-Florida residents for whom test results were received by the Department of Health. A person can be tested by more than one laboratory and can have both positive and negative results. **Therefore, the sum of the numbers in each column will be larger than the total number of people tested.**

Reporting lab	Inconclusive	Negative	Positive	Percent positive	Total
WOOD COUNTY HEALTH DEPARTMENT			1	100%	1
BAYMEADOWS PEDIATRIC CARE		1			1
MOUNT SINAI MEDICAL CENTER HIALEAH			1	100%	1
MEMORIAL MEDICAL CENTER			1	100%	1
LEGACY SPECIALTY PHARMACY CORP			1	100%	1
MOBILE INFIRMARY MEDICAL CENTER			1	100%	1
INTEGRATED GENETICS SEQUENOM		1			1
PHOEBE PRIMARY CARE CAMILLA			1	100%	1
NEW YORK CITY DEPARTMENT OF HEALTH			1	100%	1
PEDIATRIC URGENT CARE CENTR OF FORT WORTH-LA GRAN			1	100%	1
BETHESDA HEALTH PHYSICIANS GROUP		1			1
MARTIN HEALTH PHYSICIAN GROUP			1	100%	1
TREASURE COAST MEDICAL CONCIERGE LLC			1	100%	1
PREMIER HEALTH CARE INC			1	100%	1
Advanced Health Care of St. George		1			1
WALGREENS #12624		1			1
MEDEX CLINIC LLC			1	100%	1
Sherwood Oaks Health Center			1	100%	1
MIAMI-DADE COUNTY HEALTH DEPT.		1			1
Garden Villa Bedford		1			1
Chestnut Ridge Nursing & Rehab		1			1
FLORIDA HOSPITAL LAB			1	100%	1
CURELOGICS WOUND CARE & HYPERBARIC CENTER		1			1
ADVENTHEALTH DURAND			1	100%	1
Autumn Care of Suffolk		1			1
Rockcastle Health and Rehab		1			1
Cornerstone at the Ranch		1			1
OHIOHEALTH URGENT CARE			1	100%	1
HOLYCROSS URGENT CARE AND IMAGING CENTER		1			1
PREMISEHEALTH		1			1
FREDERICK AVENUE GROUP HOME		1			1
Kroger 407 - The Little Clinic Lexington		1			1
LADY OF THE SEA HOSPITAL LAB			1	100%	1
JP MORGAN CHASE HEALTH SERVICES			1	100%	1
ASSOCIATES MD MEDICAL GROUP INC			1	100%	1
HOLY CITY MED URGENT CARE			1	100%	1
HALIFAX HEALTH PRIMARY CARE ORMOND			1	100%	1
UNITED HEALTHCARE			1	100%	1
BROADWAY HEALTH FLORIDA MEDICAL CLINIC URGENT CARE			1	100%	1
FHPG SURGICAL ASSOCIATES OF EAST PASCO			1	100%	1
PUBLIX PHARMACY #1122		1			1
RESTORE MEDICAL PARTNERS PLLC			1	100%	1
HAVASU REGIONAL MEDICAL CENTER			1	100%	1
COSTAMED GRUPO MEDICO			1	100%	1
JOHN D. ARCHBOLD MEMORIAL HOSPITAL			1	100%	1
BRUSHY CREEK FAMILY HOSPITAL			1	100%	1
CLARKSVILLE HEALTH SYSTEM			1	100%	1

COVID-19: testing by laboratory

Data through Apr 3, 2021 verified as of Apr 4, 2021 at 09:25 AM

Data in this report are provisional and subject to change.

The numbers in the table below represent the number of Florida and non-Florida residents for whom test results were received by the Department of Health. A person can be tested by more than one laboratory and can have both positive and negative results. **Therefore, the sum of the numbers in each column will be larger than the total number of people tested.**

Reporting lab	Inconclusive	Negative	Positive	Percent positive	Total
MEDEXPRESS URGENT CARE - PINE BLUFF S		1			1
FLORIDA EPIDEMIOLOGY PROGRAM			1	100%	1
MED BAR LLC		1			1
AURORA MEDICAL CENTER-KENOSHA			1	100%	1
AVERA ST. MARY'S HOSPITAL			1	100%	1
CEPERO PEDIATRICS PA			1	100%	1
MEDCARE-GARNERS FERRY			1	100%	1
CLINICAL RESEARCH OF WEST FLORIDA		1			1
WASHINGTONVILLE PHARMACY INC		1			1
BIOMERIEUX			1	100%	1
CULVER CITY URGENT CARE			1	100%	1
FRESENIUS KIDNEY CARE OCALA			1	100%	1
Crowne Health Care of Thomasville		1			1
MEDEXPRESS URGENT CARE PENNSVILLE		1			1
HOME AIDE SVC OF EASTERN NY INC D/B/A		1			1
1ST CHOICE URGENT CARE CENTER LLC			1	100%	1
PALM BEACH COUNTY SHERIFF OFFICE			1	100%	1
THE BRENNITY AT TRADITION			1	100%	1
CARE CONNECTIONS AT HOME LLC			1	100%	1
RIVERSIDE COUNTY PUBLIC HEALTH LABORATORY			1	100%	1
PACE UNIVERSITY HEALTH CARE		1			1
HEARTLAND REGIONAL MEDICAL CENTER		1			1
Villages of St.Peters		1			1
PALM COAST DRAW STATION/AMERICAN HEALTH ASSOCIATES		1			1
CARESPOT - MIAMI GARDENS			1	100%	1
BLACK SHEEP MEDICAL			1	100%	1
MEDEXPRESS URGENT CARE - PATRICK STREE			1	100%	1
LABONE		1			1
ST. MICHAEL'S ELITE HOSPITAL			1	100%	1
NORTHEAST GEORGIA HEALTH SYSTEM			1	100%	1
EDWARD HOSPITAL			1	100%	1
PEDIATRIC PARTNERS OF ZEPHYRHILLS PA			1	100%	1
NANCY M WORTHINGTON MD PA			1	100%	1
ANDREWS INSTITUTE AMBULATORY SURGERY CENTER		1			1
Wrightsville Manor Health and Rehab		1			1
Kroger 368 - The Little Clinic Frankfort West		1			1
MOUNTAINVIEW URGENT CARE VALLEY		1			1
HEALTHPLUS			1	100%	1
HARDEE COUNTY FIRE RESCUE		1			1
CVS CT2210POCT RIVERSIDE		1			1
WILLOWBROOKE COURT AT MATTHEWS GLEN		1			1
Victory Health and Rehabilitation			1	100%	1
IRA FIALKO DO			1	100%	1
UNIVERSITY OF WASHINGTON DEPT OF LAB MEDICINE			1	100%	1
INNOVATIVE CARE PARTNERS PLLC			1	100%	1
NONA MEDICAL ARTS		1			1
ARBOR DIAGNOSTICS, INC		1			1

COVID-19: testing by laboratory

Data through Apr 3, 2021 verified as of Apr 4, 2021 at 09:25 AM

Data in this report are provisional and subject to change.

The numbers in the table below represent the number of Florida and non-Florida residents for whom test results were received by the Department of Health. A person can be tested by more than one laboratory and can have both positive and negative results. **Therefore, the sum of the numbers in each column will be larger than the total number of people tested.**

Reporting lab	Inconclusive	Negative	Positive	Percent positive	Total
SANTA CLARA VALLEY MEDICAL CENTER			1	100%	1
MDS PHARMA SERVICES		1			1
ALLIED PHYSICIANS GROUP		1			1
MERCYONE DES MOINES MEDICAL CENTER			1	100%	1
USC VERDUGO HILLS HOSPITAL			1	100%	1
SOUTHERN FAMILY HEALTH			1	100%	1
BLESSINGS MEDICAL CLINIC, THE			1	100%	1
RIDGE OPTUM FLORIDA			1	100%	1
PATHOLOGYT & LAB MEDICINE SERVICES			1	100%	1
MEDICAL CITY DENTON			1	100%	1
Good Samaritan Society - Mountian Lake		1			1
CVS NV9586POCT RENO		1			1
LAKE MARY DIALYSIS			1	100%	1
Elderwood at Lancaster		1			1
MOBILE HEALTH MEDICAL SERVICES PC		1			1
Kroger 909 - The Little Clinic Hamilton			1	100%	1
ARTESIAN HOME		1			1
Allen Health and Rehabilitation		1			1
ST LUKES SURGICAL AT THE VILLAGES INC			1	100%	1
CVS MA654POCT ACTON		1			1
LUMICO LIFE INSURANCE COMPANY		1			1
BAY AREA HOSPITAL LAB & HST		1			1
Walgreens #5914		1			1
WALGREENS #10854		1			1
ORMOND MEDICAL ARTS FAMILY PRACTICE PL			1	100%	1
HAWKEYE CARE CENTER DUBUQUE		1			1
ENCOMPASS HEALTH REHABILITATION HOSPITAL OF UTAH		1			1
HIBISCUS COURT			1	100%	1
LEHIGH REGIONAL WOUND CENTER			1	100%	1
MEDEXPRESS-DOVER		1			1
HENRICO DOCTOR'S LABORATORY			1	100%	1
LAKE COMMUNITY ACTION AGENCY		1			1
IVAN, MAYA			1	100%	1
BROCK HUGHES MEDICAL CENTER			1	100%	1
CAROMONT HEALTH			1	100%	1
DUKE UNIVERSITY POINT OF CARE TESTING PROGRAM			1	100%	1
VERITAS GENETICS, INC.			1	100%	1
RMC BROOKHOLLOW MED AESTHETICS INC		1			1
CVS TX1057POCT SAN ANTONIO		1			1
ORMOND BEACH DIALYSIS			1	100%	1
MEDTOWN PHARMACY			1	100%	1
SOUTH FLORIDA URGENT CARE CENTERS, LLC			1	100%	1
MAGGY PHARMACY INC		1			1
CENTRAL FLORIDA MEDICAL CARE			1	100%	1
CARBON HEALTH			1	100%	1
COLLIER BLVD HMA PHYSICIANS MANAGEMENT LLC			1	100%	1
DILELLA			1	100%	1

COVID-19: testing by laboratory

Data through Apr 3, 2021 verified as of Apr 4, 2021 at 09:25 AM

Data in this report are provisional and subject to change.

The numbers in the table below represent the number of Florida and non-Florida residents for whom test results were received by the Department of Health. A person can be tested by more than one laboratory and can have both positive and negative results. **Therefore, the sum of the numbers in each column will be larger than the total number of people tested.**

Reporting lab	Inconclusive	Negative	Positive	Percent positive	Total
Ideal Senior Living Center		1			1
HAWAII DEPARTMENT OF HEALTH LAB			1	100%	1
SKYRIDGE CLINICAL ASSOCIATES		1			1
FLORIDA MEDICAL CLINIC PA GI			1	100%	1
BAPTIST HOSPITAL EAST			1	100%	1
STEWART FLORIDA ALF, INC			1	100%	1
White Oak Manor - Rock Hill		1			1
ST JOHN'S MEDICAL CENTER, TETON VILLAGE			1	100%	1
REGIONAL MED CTR BAYONET POINT			1	100%	1
CUSTOM SCRIPTS PHARMACY		1			1
HOSPICE OF MARION COUNTY INC			1	100%	1
WINTER HAVEN DIALYSIS		1			1
VELOCITY URGENT CARE - REDMILL			1	100%	1
ST JOHN HOSPITAL & MEDICAL CENTER MICRO			1	100%	1
ACCURATE HEALTH SERVICES CORP			1	100%	1
RIVERSIDE MEDICAL CENTER		1			1
CLIFTON SPRINGS		1			1
BLUFFTON HEALTH CENTER			1	100%	1
BAPTIST HEALTH FLOYD			1	100%	1
PALM BEACH COUNTY HEALTH DEPT.			1	100%	1
ENT & ALLERGY ASSOCIATES, LLP - SLEEPY HOLLOW (ABBOTT)		1			1
BMC MAYPORT			1	100%	1
FLAGLER PROFESSIONAL HEALTH CARE SERVICES INC		1			1
BRONSON METHODIST HOSPITAL			1	100%	1
AMERICAN DRUG TESTING LAB LLC			1	100%	1
Brakeley Park Center		1			1
CVS OK6225POCT EDMOND		1			1
CARENOW-MONTGOMERY			1	100%	1
CONSULATE HEALTH CARE OF VERO BEACH			1	100%	1
Livingston County Center for Nursing and Rehabilitation		1			1
FRESENIUS MEDICAL CARE TRADTION			1	100%	1
WINCHESTER URGENT CARE, PC		1			1
RAYMOND F CARON MD			1	100%	1
PALMETTO PRIMARY CARE PHYSICIANS			1	100%	1
ST JUDE CARE CENTER		1			1
WEST FLORIDA MEDICAL CENTER CLINIC			1	100%	1
ROSE HAVEN NURSING CENTER		1			1
LONG ISLAND MINIMALLY INVASIVE SURGERY		1			1
Perham Living			1	100%	1
SIGNATURE CARE COLLEGE STATION			1	100%	1
MEDEXPRESS URGENT CARE, MILLCREEK		1			1
PRIMARY & URGENT CARE CENTERS			1	100%	1
SUNCOAST RESEARCH GROUP LLC			1	100%	1
Lemont Nursing and Rehab Center			1	100%	1
VA ST LOUIS HEALTH CARE SYSTEM			1	100%	1
FIRST CARE OF GAINESVILLE			1	100%	1
SIPERSTEIN DERMATOLOGY LLC			1	100%	1

COVID-19: testing by laboratory

Data through Apr 3, 2021 verified as of Apr 4, 2021 at 09:25 AM

Data in this report are provisional and subject to change.

The numbers in the table below represent the number of Florida and non-Florida residents for whom test results were received by the Department of Health. A person can be tested by more than one laboratory and can have both positive and negative results. **Therefore, the sum of the numbers in each column will be larger than the total number of people tested.**

Reporting lab	Inconclusive	Negative	Positive	Percent positive	Total
WESLEY MEDICAL CENTER			1	100%	1
URGENT CARE OF COASTAL GEORGIA			1	100%	1
GIBSON AREA PRIMARY CARE			1	100%	1
PEDIATRIC PARTNERS			1	100%	1
HENRY FORD WEST BLOOMFIELD HOSPITAL			1	100%	1
Diversicare of Smyrna		1			1
RELIANCE HOME HEALTH CARE INC		1			1
TRUCARE LIVING CENTERS - SELMA			1	100%	1
WINCHESTER HOSPITAL			1	100%	1
ASHLEY PEDICATRICS DAY AND NIGHT CLINIC			1	100%	1
MED TECH CLINICAL LABORATORY		1			1
Domiciliary Rehab & Residential Treatment Program		1			1
STITCHES ACUTE CARE CENTER OF CHEYENNE			1	100%	1
ADVANCED CARDIOVASCULAR DIAGNOSTICS PL		1			1
TMH PHYSICIAN PARTNERS			1	100%	1
ADVANTA LABS, LLC		1			1
NORTHEAST TEXAS DIALYSIS		1			1
PALM COTTAGE OPERATOR LLC			1	100%	1
DECATUR MORGAN HOSPITAL - DECATUR GENE		1			1
MARTIN LUTHER KING RENAL INSTITUTE			1	100%	1
DEVLIN MANOR NURSING AND REHABILITATION		1			1
Walgreens #11724		1			1
Kroger 929 - The Little Clinic Corryville		1			1
CVS AZ7855POCT TUCSON		1			1
C A R E S		1			1
CVS AZ3749POCT GOODYEAR		1			1
HEART HOSPITAL OF LAFAYETTE: EMERGENCY ROOM			1	100%	1
Kroger 699 - The Little Clinic Smyrna		1			1
ATMORE COMMUNITY HOSPITAL			1	100%	1
BRITTNEY WHELIHAN IRWIN ARNP LLC			1	100%	1
FLORIDA DIGESTIVE AND LIVER SPECIALISTS			1	100%	1
CHIPLEY DIALYSIS			1	100%	1
MARQUETTE GENERAL HOSPITAL			1	100%	1
JOSEPH REINA PHARMACY INC DBA JRX PHAR		1			1
WILLOW DALE WELLNESS VILLAGE APARTMENT		1			1
Monument Health Custer Care Center		1			1
Glenview Terrace Nursing Center		1			1
Southwest Louisiana Veterans Home			1	100%	1
NORTH MIAMI BEACH SURGICAL CENTER			1	100%	1
MEDEXPRESS URGENT CARE - LINDEN		1			1
REELFOOT FAMILY WALK-IN CLINIC		1			1
FOUNDCARE HEALTH			1	100%	1
GENESEE COUNTY HEALTH DEPARTMENT		1			1
HAMILTON CI MAIN UNIT ANNEX/ WORK CAMP			1	100%	1
WMC HEALTH GROUP OF KISSIMMEE LLC			1	100%	1
Walgreens #17445		1			1
ManorCare Yeadon		1			1

COVID-19: testing by laboratory

Data through Apr 3, 2021 verified as of Apr 4, 2021 at 09:25 AM

Data in this report are provisional and subject to change.

The numbers in the table below represent the number of Florida and non-Florida residents for whom test results were received by the Department of Health. A person can be tested by more than one laboratory and can have both positive and negative results. **Therefore, the sum of the numbers in each column will be larger than the total number of people tested.**

Reporting lab	Inconclusive	Negative	Positive	Percent positive	Total
MARYLAND DEPARTMENT OF HEALTH AND MENTAL HYGIENE			1	100%	1
MEDIPLUS CLINIC, INC			1	100%	1
Regency Square			1	100%	1
APOLLOMDX LLC			1	100%	1
MEDLABS OF FLORIDA LLC D/B/A MEDLABS DIAGNOSTICS		1			1
FLORIDA DEPARTMENT OF HEALTH IN CITRUS COUNTY		1			1
BAM INC		1			1
PRIME HEALTHCARE SERVICES		1			1
NORDX			1	100%	1
WATERS EDGE ELEMENTARY SCHOOL			1	100%	1
PAUL C SCHWARTZ & MELVIN L WEIDMAN		1			1
Long Beach Care Center			1	100%	1
INDIANA STATE DEPARTMENT OF HEALTH CLINIC MICROBIOLOGY		1			1
PEDIATRIC ASSOCIATES - MIAMI LAKES		1			1
WEST FLORIDA HOSPITAL LABORATORY			1	100%	1
WRIGHT PATTERSON AFB MEDICAL CENTER			1	100%	1
STAMFORD HOSPITAL			1	100%	1
FAIRVIEW HOSPITAL			1	100%	1
APS-SUMMIT CARE PHARMACY, LLC DBA OMNICARE		1			1
MERCY GENERAL HOSPITAL			1	100%	1
MANHATTAN COLLEGE HEALTH SERVICES		1			1
HEALTH CLINIC,THE		1			1
LIFESPAN HEALTH - SELMER		1			1
CAH ACQUISITION COMPANY 11 LLC			1	100%	1
MARYLAND DEPARTMENT OF HEALTH AND MENTAL HYGIENE-LABORATORIES			1	100%	1
ROBINSON FAMILY CLINIC PA			1	100%	1
CAREATC - PALM HARBOR			1	100%	1
CVS MI22230CV WAYNE COUNTY COMMUNITY COLLEGE			1	100%	1
UNIVERSITY OF MIAMI PRIMARY CARE SITE UMHC 3039			1	100%	1
REHABILITATION CENTER OF ALBUQUERQUE		1			1
ASCENSION ST VINCENT'S - WESTSIDE			1	100%	1
TMH PHYSICIAN PARTNERS QUINCY			1	100%	1
DEACONESS URGENT CARE CENTER			1	100%	1
COUNTRYSIDE PEDIATRIC CARE PA			1	100%	1
NORTH PALM BEACH DIALYSIS CENTER			1	100%	1
EASTSIDE URGENT CARE			1	100%	1
PATHOLOGY		1			1
CVS MA38POCT CHARLTON		1			1
HARDIN MEMORIAL HOSPITAL - HEARTLAND PATHOLOGY CONSULTANTS			1	100%	1
MINUTECLINIC DIAGNOSTICS OF OKLAHOMA		1			1
CRYSTAL RIVER FIRE DEPARTMENT			1	100%	1
Walgreens #19461		1			1
WELLCARE URGENT CARE			1	100%	1
Kroger 367 - The Little Clinic Walton		1			1
Kroger 433 - The Little Clinic Atoka		1			1
MEDICAL ASSOCIATES OF PINELLAS - LAB			1	100%	1
NORTHSIDE FAMILY MEDICINE		1			1

COVID-19: testing by laboratory

Data through Apr 3, 2021 verified as of Apr 4, 2021 at 09:25 AM

Data in this report are provisional and subject to change.

The numbers in the table below represent the number of Florida and non-Florida residents for whom test results were received by the Department of Health. A person can be tested by more than one laboratory and can have both positive and negative results. **Therefore, the sum of the numbers in each column will be larger than the total number of people tested.**

Reporting lab	Inconclusive	Negative	Positive	Percent positive	Total
LANCASHIRE HALL NURSING AND REHABILITATION CENTER		1			1
EMERGENCY CARE SERVICES LAB AT JFK MEDICAL CENTER			1	100%	1
WALGREENS #06025		1			1
ACCESS HEALTH CARE PHYSICIANS, LLC		1			1
MEDEXPRESS URGENT CARE - HACKETTSTOWN		1			1
SKY RIDGE MEDICAL CENTER - MICRO			1	100%	1
SHAMRA MEDICAL LABORATORY			1	100%	1
Life Care Center of Auburn		1			1
WEST FLORIDA MEDICAL ASSOCIATES PA			1	100%	1
FIU HEALTH CARE CENTER			1	100%	1
Newton Wellesley Center for Alzheimer's Care		1			1
YOUR GOOD HEALTH MEDICAL GROUP PA			1	100%	1
MOUNT SINAI MEDICAL CENTER OF FLORIDA INC			1	100%	1
SILVERMAN			1	100%	1
DORNOCH PLACE DEL PRADO		1			1
Excel Care Center			1	100%	1
WALGREENS #10308		1			1
STEWART MEDICAL GROUP INC			1	100%	1
NEW RIVER HEALTH DISTRICT			1	100%	1
BIOMAT USA INC			1	100%	1
METRO HEALTH HOSPITAL LABORATORY		1			1
Orange City Nursing and Rehab Center			1	100%	1
SELF REGIONAL HEALTHCARE			1	100%	1
Parkview Care Center			1	100%	1
ABBOTT LABORATORIES ROSS PRODUCTS			1	100%	1
AVERA MEDICAL GROUP			1	100%	1
Wexner Heritage House			1	100%	1
ELKTON TRANSITIONAL CARE CENTER		1			1
GATEWAY FAMILY HEALTH CLINIC			1	100%	1
TCPA CLINICAL LABORATORIES			1	100%	1
SOUTHEASTERN HEALTH FACILITES, INC		1			1
SACRED HEART MEDICAL CENTER			1	100%	1
COVE AT THE MARBELLA,THE			1	100%	1
Kroger 894 - The Little Clinic NEC		1			1
BAPTIST EMERGENCY HOSPITAL - KELLY			1	100%	1
MEMORIAL HOSPITAL - BELLEVILLE			1	100%	1
STUDENT HEALTH CENTER			1	100%	1
CLEVELAND CLINIC OUTPATIENT LABORATORY			1	100%	1
MISSOURI DEPARTMENT OF HEALTH AND SENIOR SERVICES - STATE PH LAB		1			1
LABTEST LLC LABTEST DIAGNOSTICS			1	100%	1
Kroger 49 - The Little Clinic Wichita - 21st St.			1	100%	1
MERITUS MEDICAL CENTER			1	100%	1
MIL LAKE HEALTHCARE CENTER INC PEDIATRICS			1	100%	1
Kroger 532 - The Little Clinic Murfreesboro		1			1
CORPUS CHRISTI MEDICAL CENTER			1	100%	1
SOUTHEASTERN INTEGRATED MEDICAL PL			1	100%	1
LEE MEMORIAL HOSPITAL OUTPATIENT SURGERY CENTER			1	100%	1

COVID-19: testing by laboratory

Data through Apr 3, 2021 verified as of Apr 4, 2021 at 09:25 AM

Data in this report are provisional and subject to change.

The numbers in the table below represent the number of Florida and non-Florida residents for whom test results were received by the Department of Health. A person can be tested by more than one laboratory and can have both positive and negative results. **Therefore, the sum of the numbers in each column will be larger than the total number of people tested.**

Reporting lab	Inconclusive	Negative	Positive	Percent positive	Total
SOUTHERN WINDS			1	100%	1
INTERNAL MEDICINE EMILIA MURRAY MD PA		1			1
DOCTORS CARE - AIKEN MALL			1	100%	1
WELLMED AT LINEBAUGH AVE			1	100%	1
MEDEXPRESS URGENT CARE-VINLAND SOUTH			1	100%	1
RESIDENCES AT MIAMI / REIGN GARDENS LLC, THE			1	100%	1
Kroger - KR070300083			1	100%	1
LOUISIANA STATE LAB			1	100%	1
XSTREMEMD			1	100%	1
COMMONWEALTH OF VIRGINIA DIVISION OF CONSOLIDATED LABORATORY SERVICES			1	100%	1
DW MCMILLAN MEMORIAL HOSPITAL LABORATORY			1	100%	1
CVS AZ4795POCT MESA		1			1
BAPTIST HEALTH EXPRESS CARE			1	100%	1
ASHLEY PEDIATRICS DAY AND NIGHT CLINIC			1	100%	1
MAHONEY PEDIATRICS PA			1	100%	1
Alden Lincoln Park			1	100%	1
ABBOTT LABORATORIES - OCCUPATIONAL HEALTH SERVICES			1	100%	1
STVHCS - Dental Outpatient Clinic		1			1
Wayne County Nursing Home		1			1
ALIMETRIX INC		1			1
SAINT ALPHONSUS REGIONAL MEDICAL CENTER			1	100%	1
INTEGRIS SEMINOLE EMERGENCY DEPT			1	100%	1
IMA MEDICAL CENTER OF SOUTH WEST ORLANDO			1	100%	1
UT MD ANDERSON CANCER CENTER-TUMOR MARKER LAB			1	100%	1
CENTRAL FLORIDA HOSPITALIST			1	100%	1
MEMORIAL HOSPITAL MIRAMAR WAIVED TESTING			1	100%	1
AUTUMN CARE OF STATESVILLE, LLC		1			1
Kroger 753 - The Little Clinic Goss Avenue		1			1
Louis Stokes Cleveland VA - Midtown Dialysis Center		1			1
LAKELAND MEDICAL CENTER			1	100%	1
TREASURE COAST COMMUNITY HEALTH INC			1	100%	1
CVS TX7431POCT ROWLETT		1			1
GREATER MIAMI DIALYSIS			1	100%	1
PARK LANE NURSING HOME		1			1
Holly Hill Healthcare Center			1	100%	1
GARDENS AT MAPLEWOOD			1	100%	1
NORTH RIVER FAMILY HEALTH CENTER			1	100%	1
Mountain View Manor			1	100%	1
TITUSVILLE TOWERS ASSISTED LIVING		1			1
Arbor Springs Health and Rehab		1			1
EAST FL CORE LAB			1	100%	1
TMH CANCER CENTER LABORATORY			1	100%	1
ADAMS COUNTY HEALTH DEPARTMENT			1	100%	1
PELICAN STATE OUTPATIENT CENTER			1	100%	1
Glen Haven Health and Rehabilitation LLC		1			1
SANDPIPER CLUSTER		1			1
NYU LANGONE AMBULATORY CARE LAKE SUCCE		1			1

COVID-19: testing by laboratory

Data through Apr 3, 2021 verified as of Apr 4, 2021 at 09:25 AM

Data in this report are provisional and subject to change.

The numbers in the table below represent the number of Florida and non-Florida residents for whom test results were received by the Department of Health. A person can be tested by more than one laboratory and can have both positive and negative results. **Therefore, the sum of the numbers in each column will be larger than the total number of people tested.**

Reporting lab	Inconclusive	Negative	Positive	Percent positive	Total
SOUTHWOOD NURSING & RETIREMENT CENTER		1			1
PUBLIX PHARMACY # 1236			1	100%	1
PEACE HEALTH FAMILY MEDICINE AT 87TH AVE		1			1
THE GROVE HEALTH AND REHAB			1	100%	1
JOSHUA E CHESIR MD		1			1
BEAUMONT URGENT CARE		1			1
COUNTY OF HAMILTON			1	100%	1
SOMA MEDICAL CENTER PA #2			1	100%	1
Manor Care Health Care Services - Williamsport North		1			1
West Bay of Tampa Center			1	100%	1
MEDPOST URGENT CARE - CIBOLO			1	100%	1
DEPARTMENT OF HEALTH SERVICES			1	100%	1
LINCOLN COUNTY MEDICAL CENTER		1			1
BRIDGEWATER PARK ASSISTED LIVING LLC			1	100%	1
GOSHEN MEDICAL CENTER			1	100%	1
VERMONT DEPT OF HEALTH LABORATORY			1	100%	1
MEDERI CARETENDERS VS OF SE FL LLC DBA			1	100%	1
PRINCIPLE DIAGNOSTICS LLC			1	100%	1
PINEVILLE PHARMACY			1	100%	1
Arlington Health and Rehabilitation		1			1
TILE PHARMACY		1			1
SAINT AGNES HOSPITAL			1	100%	1
THOMAS HOSPITAL			1	100%	1
WELLMED AT BAY AREA		1			1
ADVENTHEALTH MEDICAL GROUP OBSTETRICS			1	100%	1
MERCY HOME		1			1
LOUNDY		1			1
RIVERSIDE REGIONAL MED CENTER			1	100%	1
UNIVERSITY OF NORTH CAROLINA HOSPITALS			1	100%	1
OASIS FAMILY RESORT IN THE SPRINGS LLC		1			1
CHI ST. LUKE'S HEALTH BCM MEDICAL CENTER			1	100%	1
ADVANCED INDIVIDUALIZED MEDICINE OF NAPLES			1	100%	1
MEDICAL CENTER			1	100%	1
Peninsula Nursing and Rehabilitation Center		1			1
VICTORIA PAIN AND REHABILITATION CENTER			1	100%	1
WINTER GARDEN CHILDREN'S HEALTH CENTERS			1	100%	1
DOCTORS CHOICE HOME CARE INC			1	100%	1
ALL AMERICAN FAMILY AND GERIATRIC CARE			1	100%	1
MERITER LABORATORIES			1	100%	1
MISSION HOSPITAL			1	100%	1
NORTHERN KENTUCKY HEALTH DEPARTMENT			1	100%	1
PALMETTO LANDING			1	100%	1
GATEWAY HEALTHCARE, PC			1	100%	1
CENTRAL FLA PEDIATIC URGENT CARE LLC		1			1
BICKERTON, DAWN		1			1
PUBLIX PHARMACY #0332		1			1
SISTERS MISSION			1	100%	1

COVID-19: testing by laboratory

Data through Apr 3, 2021 verified as of Apr 4, 2021 at 09:25 AM

Data in this report are provisional and subject to change.

The numbers in the table below represent the number of Florida and non-Florida residents for whom test results were received by the Department of Health. A person can be tested by more than one laboratory and can have both positive and negative results. **Therefore, the sum of the numbers in each column will be larger than the total number of people tested.**

Reporting lab	Inconclusive	Negative	Positive	Percent positive	Total
Kroger 419 - The Little Clinic Farmington/Exeter		1			1
LAURELS OF NORWORTH		1			1
MEMORIAL HERMANN MEDICAL GROUP-ATASCOCITA PEDS			1	100%	1
HOSPITALS OF PROVIDENCE TRANSMOUNTAIN CAMPUS, THE			1	100%	1
HAYS CLINICAL LAB			1	100%	1
SOUTHWEST ORLANDO FAMILY MEDICINE, PL			1	100%	1
SACRED HEART HOSPITAL NURSING			1	100%	1
QLABS			1	100%	1
SPECIALTY MOLECULAR - DENVER			1	100%	1
Quince Nursing and Rehabilitation Center		1			1
Sanford Health & Rehabilitation			1	100%	1
SPHERE DX			1	100%	1
ST. JOHN HOSPITAL & MEDICAL CENTER			1	100%	1
ST. LUKES HOSPITAL			1	100%	1
UNIVERSITY OF TOLEDO MEDICAL CENTER			1	100%	1
CLINICAL PATHOLOGY LABORATORIES SOUTHEAST INC			1	100%	1
Advanced Rehabilitation of Vernon		1			1
UHS BINGHAMTON GENERAL			1	100%	1
MYCLINIC, INC			1	100%	1
ADVENT HEALTH MEDICAL GROUP MULTISPECIALTY			1	100%	1
WVU MEDICINE - WESTON			1	100%	1
Kroger 395 - The Little Clinic Blanchester		1			1
VIP FAMILY PRACTICE			1	100%	1
AMERICAN FAMILY CARE - SMYRNA			1	100%	1
INTERMOUNTAIN HEALTHCARE CENTRAL LABORATORY			1	100%	1
NICKLAUS CHILDREN'S DORAL OUTPATIENT CENTER			1	100%	1
ADVENTHEALTH MEDICAL GROUP PEDIATRICS DIABETES &			1	100%	1
SUMMERLIN MEDICAL CENTRE			1	100%	1
TRUMAN MEDICAL CENTER - HOSPITAL HILL			1	100%	1
ALPHA CLINICAL LABORATORY CORP.			1	100%	1
Trucare Living Centers - Columbus		1			1
MALUHIA		1			1
Lopatcong Center		1			1
MEDCOR CORPORATE CLINIC			1	100%	1
NEMOURS CHILDREN'S PRIMARY CARE			1	100%	1
DORAL KIDNEY CENTER			1	100%	1
VA Boston HCS-West Roxbury Division			1	100%	1
MED CHOICE CENTER OF NORTH MIAMI			1	100%	1
SIGNATURE CARE MEMORIAL CITY			1	100%	1
MEDICAL CLINIC OF HOUSTON			1	100%	1
ELEMENTS PHARMACY			1	100%	1
HILTON HEAD HOSPITAL/INPATIENT			1	100%	1
KIOSK MEDICINE OF KENTUCKY LLC		1			1
MANOR CARE OF DELRAY BEACH FL LLC		1			1
PROVIDENCE ST. PATRICK HOSPITAL			1	100%	1
Eddy Memorial Geriatric Center		1			1
CONCORDIA MANOR			1	100%	1

COVID-19: testing by laboratory

Data through Apr 3, 2021 verified as of Apr 4, 2021 at 09:25 AM

Data in this report are provisional and subject to change.

The numbers in the table below represent the number of Florida and non-Florida residents for whom test results were received by the Department of Health. A person can be tested by more than one laboratory and can have both positive and negative results. **Therefore, the sum of the numbers in each column will be larger than the total number of people tested.**

Reporting lab	Inconclusive	Negative	Positive	Percent positive	Total
LIFECARE MEDICAL CENTER			1	100%	1
MISSION HOSPITAL – MEMORIAL CAMPUS			1	100%	1
MINNESOTA HERITAGE HOUSE		1			1
BOULDER COMMUNITY HOSPITAL			1	100%	1
The Carrington		1			1
LAB PLUS, LLC AT ASCENSION SAINT THOMA		1			1
Lakeland Nursing and Rehabilitation Center LLC		1			1
LAKE REGIONAL HEALTH			1	100%	1
KROGER 785 - THE LITTLE CLINIC DIXIE HWY		1			1
The Pines at Poughkeepsie Center for Nursing and Rehabilitation		1			1
UT HEALTH RGV CLINICAL LABORATORY			1	100%	1
MOSOLF PEDIATRICS PA			1	100%	1
Wilkes-Barre VAMC		1			1
JMJ FAMILY PRACTICE			1	100%	1
PARK AVENUE PEDIATRICS PC		1			1
BL DIAGNOSTICS LLC			1	100%	1
YOUR HEALTH PEDIATRICS INC			1	100%	1
ONPOINT URGENT CARE			1	100%	1
CVS AZ9277POCT TUCSON		1			1
MEDCOR, INC			1	100%	1
NHLS			1	100%	1
Country View of Sunbury			1	100%	1
Signature Healthcare of Georgetown		1			1
15 TO KNOW			1	100%	1
BAYCARE OUTREACH LAB AT NEW TAMPA			1	100%	1
UPMC NORTHWEST HOSPITAL			1	100%	1
Smg/North Jersey Hematology & Oncology		1			1
GEORGETOWN URGENT CARE			1	100%	1
NULEASE MEDICAL SOLUTIONS			1	100%	1
ADVOCATE GOOD SAMARITAN			1	100%	1
KISSIMMEE HOME TRAINING		1			1
Schoenbrunn Healthcare		1			1
SIGNATURE HEALTHCARE OF BUCKHEAD		1			1
Kroger 805 - The Little Clinic Lewis Center		1			1
PHYSICIANS OF CENTRAL FLORIDA			1	100%	1
KNOX COMMUNITY HOSPITAL			1	100%	1
CORNERSTONE OF RECOVERY INC		1			1
AdventHealth Care Center Zephyrhills North			1	100%	1
ADVENTHEALTH MEDICAL GROUP SENIOR HEALTH AT			1	100%	1
CARESOUTH HHA HOLDINGS OF THE TREASURE COAST LLC			1	100%	1
St. Ann Rehabilitation and Nursing Center		1			1
MARINA DEL REY HOSPITAL LAB			1	100%	1
GARDENS PEDIATRICS LAB			1	100%	1
UF HEALTH THE VILLAGES			1	100%	1
AFTER HOURS CLINIC			1	100%	1
MEDEXPRESS URGENT CARE - WAYNESBURG		1			1
WESTEX URGENT CARE, PLLC			1	100%	1

COVID-19: testing by laboratory

Data through Apr 3, 2021 verified as of Apr 4, 2021 at 09:25 AM

Data in this report are provisional and subject to change.

The numbers in the table below represent the number of Florida and non-Florida residents for whom test results were received by the Department of Health. A person can be tested by more than one laboratory and can have both positive and negative results. **Therefore, the sum of the numbers in each column will be larger than the total number of people tested.**

Reporting lab	Inconclusive	Negative	Positive	Percent positive	Total
Terrace Glen Village		1			1
CVS IN6536POCT KOKOMO		1			1
DIRECT PRIMARY CARE OF BURLESON			1	100%	1
KROGER 915 - THE LITTLE CLINIC ANDERSON			1	100%	1
Juniper Village at Bucks County		1			1
CYPRESS VILLAGE REHAB CENTER		1			1
Dugan Memorial Home		1			1
CHATEAU TERREBONNE HEALTH CARE		1			1
PALMETTO CHARTER SCHOOL□		1			1
REEVES COUNTY HOSPITAL DISTRICT			1	100%	1
BROOKS REHAB			1	100%	1
NORTH COUNTY MEDICAL LAB			1	100%	1
NORTH BROWARD MEDICAL CENTER			1	100%	1
ALL CHILDRENS PEDIATRIC CLINIC			1	100%	1
NEVADA RURAL HOUSING AUTHORITY			1	100%	1
TRADITIONAL MEDICINE CENTER			1	100%	1
Pontotoc Health and Rehab		1			1
MEDCARE QUALITY MEDICAL CENTER LLC			1	100%	1
WVU MEDICINE AT SUNCREST TOWNE CENTRE			1	100%	1
SUMMIT COUNTY PUBLIC HEALTH DEPARTMENT			1	100%	1
CAMBRIDGE HEALTH ALLIANCE			1	100%	1
PINNACLE DIALYSIS		1			1
LOUIS STOKES CLEVELAND VA MEDICAL CENTER			1	100%	1
CENTRAL CAROLINA HOSPITAL			1	100%	1
Kroger 126 - The Little Clinic Cottonwood		1			1
NORTHWEST FLORIDA SPECIALTY PHYSICIANS LLC		1			1
AMERICA'S ER SITE 002 LLC			1	100%	1
NEW HORIZON PRIMARY CARE LLC			1	100%	1
WESTCOAST FAMILY PRACTICE		1			1
Salem Hills Rehabilitation and Nursing Center		1			1
2504-HOMEWOOD		1			1
UNIVERSITY OF VERMONT MEDICAL CENTER			1	100%	1
UNIVERSITY OF BALTIMORE WASHINGTON MEDICAL CENTER			1	100%	1
BGB SUMMIT MEDICAL GROUP		1			1
NHC Sequatchie		1			1
PARRISH MEDICAL GROUP			1	100%	1
GIFFORD MEMORIAL HOSPITAL		1			1
LABTECH DIAGNOSTICS			1	100%	1
Miller Health Care Center			1	100%	1
RENOWN REGIONAL MEDICAL CENTER			1	100%	1
Kroger 481 - The Little Clinic Houston Levee		1			1
SOUTHWOOD HEALTHCARE CENTER		1			1
CENTRAL FLORIDA ADULT MEDICINE		1			1
BAYSTATE REFERENCE LABORATORY			1	100%	1
CVS TN5694POCT SODDY DAISY		1			1
DAUGHTERS OF SARAH NURSING CENTER		1			1
BARRINGTON TERRACE NAPLES			1	100%	1

COVID-19: testing by laboratory

Data through Apr 3, 2021 verified as of Apr 4, 2021 at 09:25 AM

Data in this report are provisional and subject to change.

The numbers in the table below represent the number of Florida and non-Florida residents for whom test results were received by the Department of Health. A person can be tested by more than one laboratory and can have both positive and negative results. **Therefore, the sum of the numbers in each column will be larger than the total number of people tested.**

Reporting lab	Inconclusive	Negative	Positive	Percent positive	Total
PM PEDIATRICS OF BAYSIDE, PLLC		1			1
CLINICAL TRIALS OF TAMPA LLC		1			1
CARENOW URGENT CARE – SPRING			1	100%	1
UNIVERSITY URGENT CARE			1	100%	1
Towne Manor West		1			1
Fulton County Medical Center Long Term Care			1	100%	1
SUSAN F. WILLIAMS M.D., P.A.			1	100%	1
PANCARE HEALTH - NORTHSIDE ELEMENTARY			1	100%	1
PINNACLE PAIN CENTER PS DBA LYNX HEALTHCARE		1			1
USA Healthcare LTC, LLC - Folsom Center for Rehabilitation & Healthca		1			1
CVS CT692POCT NORTH HAVEN		1			1
TUNIS STREET GROUP HOME		1			1
AUTUMN HOUSE			1	100%	1
PATHLAB SERVICES			1	100%	1
SEASONS HOSPICE AND PALLIATIVE CARE OF			1	100%	1
ANSWERS RESOURCE FACILITY		1			1
Kroger - KR070600172		1			1
WEST FLORIDA MEDICAL ASSOCIATES			1	100%	1
PHYSICIANS LAB INC			1	100%	1
HILLSBORO MEDICAL CENTER MAIN LABORATO		1			1
ESOTERIC LAB			1	100%	1
UMASS MEMORIAL/MARLBORO HOSPITAL			1	100%	1
CVS NE5863POCT OMAHA		1			1
ASSOCIATESMD			1	100%	1
FLORIDA SOUTHERN COLLEGE			1	100%	1
DIAGNOSTIC GROUP INTEGRATED HEALTHCARE			1	100%	1
ROCKLEDGE HEALTH & REHABILITATION CENTER			1	100%	1
UNIVERISTY HOSPITAL			1	100%	1
LAKE WALES DIALYSIS CENTER			1	100%	1
PEDIATRIC SPECIALTY CLINIC COLLIER			1	100%	1
Piqua Manor		1			1
MEDICAL CENTER OF TRINITY - MOB		1			1
NAVAL BRANCH HEALTH CLINIC			1	100%	1
IZ MEDICAL		1			1
NEW YORK PRESBYTERIAN HOSPITAL			1	100%	1
BAPTIST HEALTH ASI			1	100%	1
BAPTIST HEALTH SURGERY CENTER			1	100%	1
STATE OF ALASKA			1	100%	1
WW Chem Auto SS			1	100%	1
KIDS HEALTH ALLIANCE PA			1	100%	1
TARRANT MEDICAL ASSOCIATES			1	100%	1
DEL PRADO MEDICAL CENTER, INC		1			1
SANFORD HOME		1			1
AFFILIATED LABORATORIES INC			1	100%	1
SUNCOAST BEHAVIORAL HEALTH CENTER			1	100%	1
AMERICAN FAMILY CARE URGENT CARE		1			1
CLEMENT J ZABLOCKI VAMC		1			1

COVID-19: testing by laboratory

Data through Apr 3, 2021 verified as of Apr 4, 2021 at 09:25 AM

Data in this report are provisional and subject to change.

The numbers in the table below represent the number of Florida and non-Florida residents for whom test results were received by the Department of Health. A person can be tested by more than one laboratory and can have both positive and negative results. **Therefore, the sum of the numbers in each column will be larger than the total number of people tested.**

Reporting lab	Inconclusive	Negative	Positive	Percent positive	Total
SUMMERFIELD PAIN MANAGEMENT			1	100%	1
CHI ST VINCENT LITTLE ROCK DIAGNOSTIC CLINIC			1	100%	1
HEALTH PARTNERS LLC		1			1
NEXTCARE NIFONG			1	100%	1
SYNERGY DIALYSIS INC			1	100%	1
SACRED HEART HEALTH SYSTEM- MIDWIFE PROGRAM			1	100%	1
AAA MEDICAL TESTING			1	100%	1
CHILDREN'S NATIONAL MEDICAL CENTER			1	100%	1
NEVADA DEPARTMENT OF HEALTH AND HUMAN SERVICES			1	100%	1
CVS TX4794POCT ARLINGTON		1			1
Ozark Health and Rehabilitation, LLC		1			1
PEDIATRIC ASSOCIATES - DORAL			1	100%	1
Wildwood Healthcare		1			1
SOUTHWEST FLORIDA DIVISION LAB			1	100%	1
PHYSICIANS ASSOCIATES PA			1	100%	1
Home Health Care Clinic		1			1
GARNET HEALTH DOCTORS		1			1
Good Samaritan Society		1			1
HERNANDO COUNTY HEALTH DEPT			1	100%	1
NOORANI MEDICAL CENTER LLC			1	100%	1
Kroger 359 - The Little Clinic Bellevue		1			1
URGENT TEAM MANAGEMENT OF TENNESSEE, L			1	100%	1
Niles Nursing and Rehab. Center		1			1
EXCEL URGENT CARE OF NJ			1	100%	1
PHYSICIANS URGENT CARE			1	100%	1
BEAUMONT REFERENCE LABORATORY			1	100%	1
BRANDON OUTREACH CLINIC			1	100%	1
SUPREME MEDICAL GROUP PLLC			1	100%	1
SPINE & PAIN CONSULTANT PLLC		1			1
FLORIDA HEART AND VASCULAR MULTISPECIALTY GROUP PA			1	100%	1
PROGENESIS INC			1	100%	1
Kroger - KR062000426			1	100%	1
Manassas Health & Rehab			1	100%	1
SANCHEZ CAZAU MEDICAL GROUP			1	100%	1
PALMETTO BAY MEDICAL CENTER			1	100%	1
Ravenwood Speciality Care		1			1
ARIZONA STATE LABORATORY			1	100%	1
WALK IN FAMILY MEDICINE CENTER			1	100%	1
FIRSTCARE MEDICAL CENTER			1	100%	1
DONALSONVILLE HOSPITAL			1	100%	1
DOCTOR TODAY URGENT CARE			1	100%	1
TARRYTOWN PHARMACY			1	100%	1
HARRIS URGENT CARE CENTER			1	100%	1
MEDEXPRESS URGENT CARE - CINNAMINSON		1			1
CLERMONT PEDIATRICS, PA			1	100%	1
Schenectady Center for Rehabilitation & Nursing		1			1
ST. PETERSBURG PEDIATRICS-SEMINOLE			1	100%	1

COVID-19: testing by laboratory

Data through Apr 3, 2021 verified as of Apr 4, 2021 at 09:25 AM

Data in this report are provisional and subject to change.

The numbers in the table below represent the number of Florida and non-Florida residents for whom test results were received by the Department of Health. A person can be tested by more than one laboratory and can have both positive and negative results. **Therefore, the sum of the numbers in each column will be larger than the total number of people tested.**

Reporting lab	Inconclusive	Negative	Positive	Percent positive	Total
CONSOLIDATED			1	100%	1
Village Green Health & Rehabilitation		1			1
OPCO LLC LEGACY NURSING AND REHABILITA		1			1
Kroger 524 - The Little Clinic Iron Bridge Road		1			1
INHEALTH LIFE SCIENCES LLC			1	100%	1
PLEASANT RIDGE MANOR WEST		1			1
NORTH SHORE MEDICAL CENTER - SALEM HOSPITAL			1	100%	1
WELLSTAR SPALDING REGIONAL MEDICAL CENTER		1			1
REGENTS PARK OF JACKSONVILLE			1	100%	1
URGENT 202 COX CREEK PKWY		1			1
TSALI CARE CENTER		1			1
EAST TENNESSEE STATE UNIVERSITY		1			1
UCH LAB			1	100%	1
Vista Park			1	100%	1
BOND COUNTY HEALTH DEPARTMENT			1	100%	1
DIMMIT REGIONAL HOSPITAL			1	100%	1
MEDICAL CENTER AFFILIATES PALM SPRINGS			1	100%	1
Oregon Veterans Home The Dalles		1			1
HEARTLAND OF MARIETTA OH LLC DBA		1			1
CAREWELL 203			1	100%	1
Shoreline Care Center			1	100%	1
PHYSICIAN ASSOCIATES, LLC			1	100%	1
Strasburg Care Center		1			1
COLOMBO'S PHARMACY		1			1
Hillside Rehab and Care Center			1	100%	1
Chateau Dville Rehab & Retirement		1			1
VCU HEALTH SYSTEM AUTHORITY - MCV HOSPITALS			1	100%	1
COLLINS NURSING HOME		1			1
CARESPOT EXPRESS HEALTHCARE BOYNTON BEACH			1	100%	1
Walgreens #5065		1			1
SJMC PHYSICIAN SERVICES			1	100%	1
MEDEXPRESS URGENT CARE - UNIONTOWN		1			1
TAMPA HEALTH CARE PROVIDERS PA		1			1
EASTGENE LABORATORIES		1			1
Erie VAMC		1			1
HUGH CHATHAM FAMILY MEDICINE INDEPENDENCE		1			1
CPL INC/BSSC PATHOLOGY		1			1
CENTRAL FL INTERNAL MEDICINE ASSOCIATES LLC		1			1
BERKSHIRE MEDICAL CENTER			1	100%	1
GILBERT MEDICAL GROUP			1	100%	1
ATRIA TAMARAC			1	100%	1
PALOMAR MEDICAL CENTER			1	100%	1
USF PHYSICIANS GROUP			1	100%	1
EMORY DECATUR HOSPITAL - EMORY MEDICAL		1			1
TANNER CLINIC			1	100%	1
CAREFIRST URGENT CARE - BEECHMONT			1	100%	1
LEESBURG DIALYSIS CENTER		1			1

COVID-19: testing by laboratory

Data through Apr 3, 2021 verified as of Apr 4, 2021 at 09:25 AM

Data in this report are provisional and subject to change.

The numbers in the table below represent the number of Florida and non-Florida residents for whom test results were received by the Department of Health. A person can be tested by more than one laboratory and can have both positive and negative results. **Therefore, the sum of the numbers in each column will be larger than the total number of people tested.**

Reporting lab	Inconclusive	Negative	Positive	Percent positive	Total
Alden North Shore			1	100%	1
SHANNON MEDICAL CENTER			1	100%	1
WINDSOR MANOR			1	100%	1
Garden View Care Center at Dougherty Ferry		1			1
NORTHEAST REGIONAL MEDICAL CENTER			1	100%	1
KENDALL PEDIATRICS PARTNERS LLC			1	100%	1
Alaska Domiciliary Care for Homeless Veterans		1			1
WEST PALM BEACH PHARMACEUTICALS LLC			1	100%	1
The Evangelical Lutheran Good Samaritan Society Prescott Village		1			1
TITUSVILLE REHABILITATION AND NURSING CENTER		1			1
Kroger 970 - The Little Clinic Westfield			1	100%	1
OCEANVIEW NURSING AND REHABILITAION CENTER			1	100%	1
KAISER PERMANENTE REGIONAL REFERENCE LABORATORY		1			1
SEABROOK EMS			1	100%	1
SOUTHEAST MISSOURI HOSPITAL		1			1
Kingston Care Center of Fort Wayne		1			1
CVS OH3306POCT AKRON		1			1
BSA PHYSICIANS GROUP, INC D/B/A BSA FAMILY MEDICAL			1	100%	1
CHAMBREL AT PINECASTLE			1	100%	1
WYOMING COUNTY DEPARTMENT OF HEALTH		1			1
MEDICAL CITY NORTH HILLS			1	100%	1
PRISMA HEALTH TUOMEY LABORATORY			1	100%	1
ACCESS FAMILY CARE LLC			1	100%	1
THEDACARE FAMILY MEDICINE GATEWAY			1	100%	1
Heritage Health of Peru			1	100%	1
HEALTH AND HOPE CLINIC INC			1	100%	1
CARESTAT HOSPICE SERVICES			1	100%	1
EMERSON HOSPITAL LABORATORY			1	100%	1
SOLARIS HEALTHCARE PLANT CITY		1			1
MEDEXPRESS URGENT CARE - RUSSELLVILLE, W MAIN ST		1			1
COMMUNITY MEDICAL CENTER-ORANGE CITY		1			1
BOTTINEAU GOOD SAMARITAN CENTER		1			1
HALEYVILLE HEALTH CARE CENTER		1			1
ARCADIA DIALYSIS CENTER			1	100%	1
ENZO LABS INC			1	100%	1
Kroger 907 - The Little Clinic Holland		1			1
SUNCOAST PRIMARY CARE LLC			1	100%	1
JUP Serology SubSection			1	100%	1
TEVAPHARM			1	100%	1
STEPHEN G NELSON MD PA			1	100%	1
HIGHLANDS CLINICAL LABORATORY			1	100%	1
EAST COAST INSTITUTE FOR RESEARCH LLC			1	100%	1
GENESIS CARE USA OF FLORIDA, LLC			1	100%	1
ADVANCE MD CARE			1	100%	1
FAMILY AND INTERNAL MEDICINE ASSOCIATES		1			1
CORONA CONCIERGE, LLC		1			1
FOCUSED CARE AT ALLENBROOK		1			1

COVID-19: testing by laboratory

Data through Apr 3, 2021 verified as of Apr 4, 2021 at 09:25 AM

Data in this report are provisional and subject to change.

The numbers in the table below represent the number of Florida and non-Florida residents for whom test results were received by the Department of Health. A person can be tested by more than one laboratory and can have both positive and negative results. **Therefore, the sum of the numbers in each column will be larger than the total number of people tested.**

Reporting lab	Inconclusive	Negative	Positive	Percent positive	Total
WALGREENS # 11165		1			1
NATICK URGENT CARE			1	100%	1
NATIONAL INSTITUTES OF HEALTH CLINICAL CENTER			1	100%	1
AHC Dyersburg		1			1
ATHENS LIMESTONE HOSPITAL		1			1
DIGNITY HEALTH GOHEALTH		1			1
BEST CARE COMMUNITY AND FAMILY HEALTH CENTER INC			1	100%	1
VIRGINIA UROLOGY		1			1
BETHESDA HOSPITAL			1	100%	1
SHP WESTCHESTER LLC		1			1
ARISTACARE AT MANCHESTER		1			1
CHRISTIANA HOSPITAL		1			1
JACK M MATHENY II MD			1	100%	1
PATHOLOGY ASSOCIATES			1	100%	1
MID-FLORIDA CANCER CENTERS		1			1
CARE CENTER OF LAKE PLACID			1	100%	1
WESTCHESTER MEDICAL CENTER ADVANCED		1			1
BROOKDALE FORT WALTON BEACH			1	100%	1
CARROLL UNIVERSITY STUDENT HEALTH CENTER		1			1
FASTMED URGENT CARE			1	100%	1
SAINT JOSEPH'S HOSPITAL AND MEDICAL CENTER		1			1
MINUTECLINIC DIAGNOSTIC OF NH, LLC (CL		1			1
Kroger 086 - The Little Clinic Broomfield-Sheridan		1			1
MAYO MEDICAL LABORATORIES			1	100%	1
URGENTMED			1	100%	1
IMMY LABS			1	100%	1
SOUTHERN REGIONAL MEDICAL CENTER		1			1
NORTH WEST FLORIDA DIAGNOSTIC ENOCRINOLOGY CLINIC			1	100%	1
Lutheran Community at Telford		1			1
HUDSON REGIONAL HOSPITAL			1	100%	1
Seal Rock Healthcare		1			1
BRADENTON DIALYSIS			1	100%	1
SEVEN HILLS HEALTHCARE GROUP LLC DBA		1			1
LCMC LAB SUBSECTION		1			1
Kroger 618 - The Little Clinic Trail Creek Village		1			1
KID FIXERS		1			1
HEALTH ALLIANCE			1	100%	1
SONORAN DESERT PATHOLOGY			1	100%	1
Woodstock Nursing and Rehabilitation Center		1			1
Hearthstone Nursing and Rehabilitation Center		1			1
RIVERSIDE PEDIATRIC GROUP, INC		1			1
PROVIDENCE ST PETER HOSPITAL		1			1
HEALTH FIRST MEDICAL GROUP LLC			1	100%	1
LABWORKS LLC			1	100%	1
VIVIAN SIMMONS FAMILY PRACTICE			1	100%	1
CONCENTRA - LEESBURG		1			1
BATESVILLE - SHERWOOD URGENT CARE			1	100%	1

COVID-19: testing by laboratory

Data through Apr 3, 2021 verified as of Apr 4, 2021 at 09:25 AM

Data in this report are provisional and subject to change.

The numbers in the table below represent the number of Florida and non-Florida residents for whom test results were received by the Department of Health. A person can be tested by more than one laboratory and can have both positive and negative results. **Therefore, the sum of the numbers in each column will be larger than the total number of people tested.**

Reporting lab	Inconclusive	Negative	Positive	Percent positive	Total
KATHY L ANDERSON DO PA			1	100%	1
CATHEDRAL GERONTOLOGY CENTER DBA CATHEDRAL CARES			1	100%	1
LEE HEALTH KIDS URGENT CARE		1			1
FIT4LIFE MEDICAL CENTER			1	100%	1
SARHA DOCTORS CENTER			1	100%	1
CVS KS8601POCT OVERLAND PARK			1	100%	1
NEW ERA HEALTH CENTER INC		1			1
WAYCROSS INTRTNAL MEDICINE			1	100%	1
Vibrallife of El Paso Rehabilitation Center			1	100%	1
Altenheim Senior Living		1			1
CASA DE ORO CARE AND REHABILITATION CE		1			1
PARTNERS IN PRIMARY CARE		1			1
ALTAMONTE SPRINGS WALK IN MED CENTER			1	100%	1
GABRIELA GOLDSTEIN MD PA			1	100%	1
SUTTER GOULD MEDICAL FOUNDATION			1	100%	1
MEMORIAL HERMANN SOUTHWEST HOSPITAL			1	100%	1
VETERANS AFFAIRS MEDICAL CENTER - EAST ORANGE			1	100%	1
ASHLEY PEDIATRICS DAY & NIGHT CLINIC			1	100%	1
MEMORIAL SATILLA HEALTH			1	100%	1
JOHN PETER SMITH HOSPITAL- OB TRIAGE			1	100%	1
SMYTH COUNTY COMMUNITY HOSPITAL LABORATORY			1	100%	1
ELLIS HOSPITAL URGENT CARE CENTER LAB		1			1
ARLINGTON ADULT RESIDENTIAL FACILITY, INC			1	100%	1
WALGREEN#12147		1			1
Walgreens #12153		1			1
PALMS WEST SURGICENTER		1			1
MARTIN MEM FAMILY CARE AT ST LUCIE W			1	100%	1
FOUNDATION LABORATORY			1	100%	1
SC-GA2018 MCCORMICK REHAB & HEALTHCARE		1			1
ST MICHAEL'S ELITE MEDICAL HOSPITAL			1	100%	1
Indianspring of Oakley		1			1
FIRST CARE WALK IN CLINIC LLC			1	100%	1
AML DIAGNOSTICS- ADV TESTING IN METABOLIC MEDICINE			1	100%	1
WELLSTAR PAULDING HOSPITAL		1			1
MADISON AT OVIEDO			1	100%	1
CHRISTUS GOOD SHEPHERD MEDICAL CENTER			1	100%	1
Integrity Healthcare of Carbondale			1	100%	1
BRANKO D PEJIC MD FAMILY PRACTICE			1	100%	1
SANTA MONICA FERTILITY			1	100%	1
ST. LUKE'S HOSPITAL			1	100%	1
ABSOLUTE CAREGIVERS HOME HEALTH AGENCY INC			1	100%	1
THE EMORY CLINIC			1	100%	1
JET MEDICAL CENTER			1	100%	1
Baypoint Healthcare Center			1	100%	1
TAYLOR COUNTY HEALTH DEPARTMENT			1	100%	1
BLOOMINGDALE MEDICAL ASSOC			1	100%	1
CVS IL2297652CV CHICAGO		1			1

COVID-19: testing by laboratory

Data through Apr 3, 2021 verified as of Apr 4, 2021 at 09:25 AM

Data in this report are provisional and subject to change.

The numbers in the table below represent the number of Florida and non-Florida residents for whom test results were received by the Department of Health. A person can be tested by more than one laboratory and can have both positive and negative results. **Therefore, the sum of the numbers in each column will be larger than the total number of people tested.**

Reporting lab	Inconclusive	Negative	Positive	Percent positive	Total
Maple Lane Nursing Home		1			1
RYE BEACH PHARMACY INC		1			1
FLORIDA DEPARTMENT OF HEALTH PALM BEACH COUNTY			1	100%	1
INTERNAL MEDICINE ASSOCIATES		1			1
ORDRS, INC.			1	100%	1
CELEBRATION FAMILY PHYSICIANS LLC			1	100%	1
TREASURE COAST PRIMARY CARE		1			1
Eagle Point Health Care Center		1			1
MORGAN STANELY HEALTH CENTER		1			1
WALKIN MEDICAL URGENT CARE,NEW CITY			1	100%	1
Kroger 541 - The Little Clinic Long Hollow Pike		1			1
Brattleboro Crossings LLC dba Pine Heights at Brattleboro		1			1
SHANNON CLARK OD, PA			1	100%	1
ICARE		1			1
SLIDELL MEMORIAL HOSPITAL			1	100%	1
MED FIRST IMMEDIATE CARE AND FAMILY PRACTICE			1	100%	1
OAKWOOD HOSPITAL - DEARBORN LAB			1	100%	1
Walgreens #9620		1			1
POETS WALK SARASOTA			1	100%	1
FREEPORT ER DOX URGENT CARE		1			1
NORTH PALM CHIDRENS PHYSICIANS			1	100%	1
MOBILE MEDICAL CLINIC			1	100%	1
ISLAND NURSING HOME			1	100%	1
NORTH SHORE HEMATOLOGY-ONCOLOGY ASSOCIATES PC		1			1
METROWEST MEDICAL CENTER - FRAMINGHAM			1	100%	1
FAMILY MEDICINE AT KISSIMMEE		1			1
ADVANCED LABORATORY SERVICES			1	100%	1
BOCA RATON REGIONAL HOSPITAL		1			1
COVENANT HOSPITAL HOBBS D/B/A COVENANT		1			1
HCL LABORATORIES			1	100%	1
Princeton Place			1	100%	1
A PATTERN MEDICAL CLINIC		1			1
BRUNSWICK HEALTH AND REHABILITATION CE		1			1
ADVANCED URGENT CARE PLLC		1			1
SHANDSCAIR FLIGHT PROGRAM			1	100%	1
BEAUMONT HOSPITAL, GROSSE POINTE			1	100%	1
SPEARE MEMORIAL HOSPITAL			1	100%	1
Kroger 410 - The Little Clinic Trinity		1			1
FELD ENTERTAINMENT			1	100%	1
SEPULVEDA OUTPATIENT AND NURSING HOME CARE			1	100%	1
Redwood Springs Healthcare			1	100%	1
FLORIDA HOSPITAL ORMOND BEACH			1	100%	1
RINGLING HEALTH CENTER			1	100%	1
SCHUYLER HOSPITAL		1			1
COMMUNITY HOSPITALS INDIANAPOLIS			1	100%	1
ALPHA 1 ANTITRYPSIN RESEARCH PROGRAM			1	100%	1
Central Park Healthcare & Rehabilitation Center		1			1

COVID-19: testing by laboratory

Data through Apr 3, 2021 verified as of Apr 4, 2021 at 09:25 AM

Data in this report are provisional and subject to change.

The numbers in the table below represent the number of Florida and non-Florida residents for whom test results were received by the Department of Health. A person can be tested by more than one laboratory and can have both positive and negative results. **Therefore, the sum of the numbers in each column will be larger than the total number of people tested.**

Reporting lab	Inconclusive	Negative	Positive	Percent positive	Total
SUMMIT LABORATORY			1	100%	1
Kroger 379 - The Little Clinic Stony Brook		1			1
KIDSVILLE PEDIATRICS III PA			1	100%	1
SAINT FRANCIS HOSPITAL			1	100%	1
ADDINGTON PLACE EAST LAKE		1			1
ACCESS TOTAL CARE - PORTLAND			1	100%	1
EVERGREEN NURSING HOME		1			1
MEDOR/ACC SYNCHRONY			1	100%	1
Florence Home		1			1
CELEBRATION HOSPITAL			1	100%	1
Grays Harbor Health and Rehabilitation		1			1
SONNI'S PEDIATRICS			1	100%	1
Mercy Manor Transition Center			1	100%	1
VA Tennessee Valley HCS-Nashville Campus			1	100%	1
CLEVELAND CLINIC FLORIDA LAB			1	100%	1
FRANKLIN CBOC			1	100%	1
Springdale Village		1			1
COMMUNITY MEDICAL CARE			1	100%	1
Good Samaritan Society - Albion		1			1
EAGLE COUNTY HEALTH AND HUMAN SERVICES			1	100%	1
PARK AVENUE DERMATOLOGY NORTH			1	100%	1
HALE KUPUNA HERITAGE HOME		1			1
BROOKDALE AVONDALE (BU 04360)			1	100%	1
TWIN			1	100%	1
AMERICAN MEDICAL RESPONSE - FARMER BRA		1			1
EXPRESS CARE OF OCALA			1	100%	1
SCRIPTS PLUS INC DBA THE MEDICINE SHOP		1			1
HOWELL BRANCH COURT			1	100%	1
Mission Arch Center		1			1
ORMOND PEDIATRICS PA			1	100%	1
Crowne Health Care of Eufaula		1			1
DAYTONA BEACH CENTRA CARE			1	100%	1
TRAVIS LEE THOMPSON MD			1	100%	1
Kroger 569 - The Little Clinic Gallatin		1			1
BAXTER REGIONAL MEDICAL CENTER			1	100%	1
Summit Medical Group Morristown Oncology		1			1
Walgreens #3049		1			1
YOUTH HEALTH CENTER OF HUNTINGTON		1			1
CAREATC - WISCONSIN PIPE-FITTERS			1	100%	1
NULL			1	100%	1
METHODIST HEALTHCARE - MEMPHIS HOSP		1			1
ARNOLD PALMER HOSPITAL LAB POCT		1			1
WALGREENS_CHICAGO		1			1
LEHIGH PULMONARY ASSOCIATES			1	100%	1
CLUB HEALTH AND REHABILITATION CENTER, THE		1			1
HOLSTON MEDICAL GROUP		1			1
LAKESIDE MEDICAL CENTER		1			1

COVID-19: testing by laboratory

Data through Apr 3, 2021 verified as of Apr 4, 2021 at 09:25 AM

Data in this report are provisional and subject to change.

The numbers in the table below represent the number of Florida and non-Florida residents for whom test results were received by the Department of Health. A person can be tested by more than one laboratory and can have both positive and negative results. **Therefore, the sum of the numbers in each column will be larger than the total number of people tested.**

Reporting lab	Inconclusive	Negative	Positive	Percent positive	Total
LAKEWOOD RANCH MEDICAL GROUP LLC			1	100%	1
FAMILY PHYSICIANS OF WINTER PARK, INC			1	100%	1
CARENOW URGENT CARE - ANTIOCH		1			1
GREYSTONE HOME HEALTH OF GREATER ORLANDO LLC		1			1
Kroger 465 - The Little Clinic Oakley		1			1
Metairie Healthcare Center			1	100%	1
Eden Meadows		1			1
SEGAL INSTITUTE FOR CLINICAL RESEARCH INC			1	100%	1
SUREPOINT URGENT CARE PADRE ISLAND			1	100%	1
FAMILY MEDICAL CENTER		1			1
BASCOM PALMER-MICRO LAB			1	100%	1
ST. MARY MEDICAL CENTER		1			1
Ohman Family Living at Holly Assisted Living		1			1
CRESTVIEW MED CLIN LAB			1	100%	1
CVS PHARMACY INC DBA CVS/PHARMACY # 10600		1			1
FAMILY PRACTICE ASSOCIATES		1			1
Abernethy Laurels		1			1
Avista Nursing and Rehab			1	100%	1
MEDCOR INC			1	100%	1
ADVENTHEALTH MEDICAL GROUP INTERNAL MEDICINE AT MILLS			1	100%	1
PCR DIAGNOSTICS			1	100%	1
CHP COVID-19 (TX)			1	100%	1
RED HOOK FAMILY PRACTICE		1			1
SOUTHWESTERN VERMONT MEDICAL CENTER			1	100%	1
DE TAR HOSPITAL			1	100%	1
Grand Junction VAMC		1			1
PENSACOLA PATHOLOGY		1			1
RM PHARMACY SERVICES INC		1			1
ADVANCE CARDIOVASCULAR IMAGING, INC			1	100%	1
UMMC MIDTOWN CAMPUS			1	100%	1
ALAFAYA WOODS FAMILY MEDICAL CENTER		1			1
KINGWOOD EMERGENCY HOSPITAL			1	100%	1
HACKENSACK UNIVERSITY MEDICAL CENTER		1			1
CHILDRENS SPECIALIST PEDIATRIC PULMMOLOGY & MICROBIOLOGY DEPARTMENT			1	100%	1
HARMONY HEALTHCARE ORLANDO INC		1			1
SMITH KLINE			1	100%	1
SIERRA HEALTH CARE CENTER		1			1
Kroger 016 - The Little Clinic Centennial		1			1
CROSS CREEK HEALTH CARE		1			1
ENCOMPASS HEALTH HOME HEALTH		1			1
URGENT CARE CENTER OF PORT ORANGE LLC			1	100%	1
DAVITA DIALYSIS-NORTH			1	100%	1
Kroger 500 - The Little Clinic Speedway		1			1
ANY LAB TEST NOW JACKSONVILLE		1			1
FIVE STAR PREMIER RESIDENCES OF POMPANO BEACH			1	100%	1
LOGAN COUNTY HOSPITAL			1	100%	1

COVID-19: testing by laboratory

Data through Apr 3, 2021 verified as of Apr 4, 2021 at 09:25 AM

Data in this report are provisional and subject to change.

The numbers in the table below represent the number of Florida and non-Florida residents for whom test results were received by the Department of Health. A person can be tested by more than one laboratory and can have both positive and negative results. **Therefore, the sum of the numbers in each column will be larger than the total number of people tested.**

Reporting lab	Inconclusive	Negative	Positive	Percent positive	Total
SUMMER PLACE NURSING & REHABILITATION		1			1
EUGENE T FINAN, MD			1	100%	1
FLORIDA ADVANCED MEDICAL AND DERM AESTHETICS LLC			1	100%	1
White River Health Care Center		1			1
MEDSTAR HEALTH URGENT CARE			1	100%	1
BRIDGES AT LIFE CARE CENTER OF OCALA, THE			1	100%	1
MEDHEALTH CLINICAL INC			1	100%	1
Robinson Terrace Rehabilitation and Nursing Center		1			1
Senatobia Healthcare & Rehab		1			1
CHI ST ALEXIUS TRANSITIONAL CARE UNIT		1			1
WEST COAST CLINICAL LABS INC			1	100%	1
AUGUSTA HEALTH CLINICAL LABORATORY			1	100%	1
WY RETIREMENT CENTER		1			1
ABRAKIDABRA KIDS CLINIC			1	100%	1
EILEEN TURBESSI MD PA		1			1
BETHESDA ON TURKEY CREEK			1	100%	1
FLORHAM PARK ENDOSCOPY CENTER		1			1
Avera Sr. James Care Center		1			1
HOUSTON DEPARTMENT OF HEALTH AND HUMAN SERVICES			1	100%	1
CVS OH3481POCT MARYSVILLE		1			1
Kroger 83 - The Little Clinic Rock Road		1			1
Erwin Health Care Center		1			1
UNIVERSITY OF MIAMI - LENNAR CENTER			1	100%	1
LITTLE COMPANY OF MARY HOSPITAL			1	100%	1
DR JAMES D FORBES FAMILY CARE CENTER			1	100%	1
TIMPANOGOS REGIONAL HOSPITAL			1	100%	1
BRIAN C GRINER MD LLC			1	100%	1
Kroger 682 - The Little Clinic Combs and Gantzel		1			1
HHCS PHARMACY INC			1	100%	1
FLAGLER COUNTY BOARD OF COUNTY COMMISSIONERS			1	100%	1
NAVARRO MEDICAL CENTERS LLC			1	100%	1
EH FARGO HOSPITAL LABORATORY			1	100%	1
FRONT PORCH PEDIATRICS PLLC			1	100%	1
SANTA MONICA CA-UCLA MC			1	100%	1
St. Anne Home		1			1
FLORIDA CLINICAL LABORATORY INC DBA			1	100%	1
PAMC MICRO LAB			1	100%	1
FLAGLER MEDICAL ASSOCIATES PA			1	100%	1
SC-GA2018 THE RIDGE REHABILITATION & H		1			1
CONVENIENT MEDICAL AND HEALTH SERVICES			1	100%	1
COLONIAL HEALTH CARE		1			1
MORNINGSIDE NURSING AND REHABILITATION		1			1
ORCHARD PARK HEALTH CARE AND REHABILITATION CENTER		1			1
COLER REHABILITATION AND NURSING CARE		1			1
BROOKSVILLE REGIONAL HOSPITAL			1	100%	1
VANAJA SUREDDI MD PA			1	100%	1
CONVENIENT URGENT CARE			1	100%	1

COVID-19: testing by laboratory

Data through Apr 3, 2021 verified as of Apr 4, 2021 at 09:25 AM

Data in this report are provisional and subject to change.

The numbers in the table below represent the number of Florida and non-Florida residents for whom test results were received by the Department of Health. A person can be tested by more than one laboratory and can have both positive and negative results. **Therefore, the sum of the numbers in each column will be larger than the total number of people tested.**

Reporting lab	Inconclusive	Negative	Positive	Percent positive	Total
HEALTH FIRST HOME CARE		1			1
PHYSICIANS IMMEDIATE CARE			1	100%	1
Canandaigua VAMC		1			1
SWIFTCARE URGENT CARE, PLLC			1	100%	1
GOLDING-GRANADO MEDICAL ASSOCIATES		1			1
MINUTE CLINIC DIAGNOSTICS OF IN, LLC #6252		1			1
CROWNPOINT HEALTHCARE FACILITY		1			1
HEBER VALLEY HOSPITAL			1	100%	1
Highland Ave. Eye Clinic		1			1
NOVANT HEALTH PRINCE WILLIAM WELLNESS CENTER			1	100%	1
MT VIEW			1	100%	1
MEDICAL LIFE-INC GUIDEWELL EMERGENCY MEDICINE			1	100%	1
ELKHART GENERAL HOSPITAL			1	100%	1
MEMORIALCARE LONG BEACH MEDICAL CENTER			1	100%	1
BISHOP KEARNEY		1			1
HATLEY HEALTH CARE, INC		1			1
Piedmont Crossing		1			1
LABORATORY SERVICES SGHS - CAMDEN		1			1
Portsmouth Health and Rehab			1	100%	1
ASUNCION HOME HEALTH CARE CORP			1	100%	1
Kroger 629 - The Little Clinic Cartersville, GA Hwy 41		1			1
PASTEUR MEDICAL CENTER LLC		1			1
PEDIATRIC ASSOCIATES OF ORLANDO			1	100%	1
TAMPA GENERAL MEDICAL GROUP LABORATORY HEALTHPARK			1	100%	1
AESTHETIC PHYSICIANS PC			1	100%	1
Kroger 519 - The Little Clinic Staples Mill Road		1			1
THE READING HOSPITAL AND MEDICAL CENTER			1	100%	1
LANGLEY DIALYSIS			1	100%	1
TRIDENT ANTI AGING LLC			1	100%	1
Kroger 923 - The Little Clinic Centerville		1			1
DOCTORS CARE – GREER		1			1
Remarkable Healthcare Dallas			1	100%	1
MCR HEALTH MEDICAL EXPRESS			1	100%	1
THE NEW JEWISH HOME		1			1
Lenbrook		1			1
Crowne Place Assisted Living		1			1
PowerBack Piscataway Center		1			1
NEW SMYRNA BEACH AMBULATORY CARE CTR			1	100%	1
WELLMED AT LONGWOOD			1	100%	1
MISSOURI DEPT. OF HEALTH			1	100%	1
NATION'S BEST CARE HOME HEALTH			1	100%	1
AURORA HEALTH CARE METRO INC			1	100%	1
CONNECTICUT PEDIATRICS @ CHC		1			1
DIXIE COUNTY JAIL			1	100%	1
LSU MEDICAL CENTER			1	100%	1
ABINGTON MEMORIAL HOSPITAL			1	100%	1
FAMILY MEDICAL CENTRE			1	100%	1

COVID-19: testing by laboratory

Data through Apr 3, 2021 verified as of Apr 4, 2021 at 09:25 AM

Data in this report are provisional and subject to change.

The numbers in the table below represent the number of Florida and non-Florida residents for whom test results were received by the Department of Health. A person can be tested by more than one laboratory and can have both positive and negative results. **Therefore, the sum of the numbers in each column will be larger than the total number of people tested.**

Reporting lab	Inconclusive	Negative	Positive	Percent positive	Total
DAYTONA BEACH DIALYSIS			1	100%	1
UT HEALTH RIO GRANDE VALLEY PRIMARY CARE AT			1	100%	1
ORMC-ARDEN/EOI			1	100%	1
ANDERSON REGIONAL MEDICAL CENTER			1	100%	1
WORKFORCE HEALTH DEPARTMENT			1	100%	1
GENESIS HEALTH SYSTEM			1	100%	1
FAITH FAMILY PRACTICE			1	100%	1
CLEVELAND CLINIC AKRON GENERAL			1	100%	1
COLUMBIA CREST CARE & RAHAB		1			1
TERRELL URGENT CARE			1	100%	1
LIBERTY HEALTH CENTER			1	100%	1
Williamstown Commons			1	100%	1
APEX HOME HEALTHCARE			1	100%	1
HIDALGO FAMILY CLINIC			1	100%	1
ADAPTIVE BIOTECHNOLOGIES			1	100%	1
DR PHILLIPS CENTER FOR WELLNESS		1			1
MEDICAL SPECIALISTS OF THE PALM BEACHES INC			1	100%	1
ACUPATH LABORATORIES INC			1	100%	1
THE MEDICAL CENTER			1	100%	1
FAST PACE URGENT CARE			1	100%	1
CHC SOUTHWEST FLORIDA LAB-LIVE			1	100%	1
DESTIN SURGERY CENTER LTD		1			1
ALLIANCE MD DIRECT PRIMARY CARE			1	100%	1
LAKEVIEW REGIONAL HOSPITAL			1	100%	1
YOUR HEALTH PEDIATRICS			1	100%	1
POMPANO BEACH ARTIFICIAL KIDNEY CENTER			1	100%	1
			1	100%	1
HYDE PARK MEDICAL CENTER		1			1
WEST PENSACOLA DIALYSIS CENTER			1	100%	1
BAPTIST HEALTH PRIMARY CARE AT DORAL			1	100%	1
MEDHELP			1	100%	1
PATIENT FIRST-GENERAL BOOTH			1	100%	1
CARDIOLOGY AND FITNESS MEDICINE		1			1
CVS CA9145POCT SANTEE			1	100%	1
bishop rehabilitation and nursing center		1			1
Kroger 57 - The Little Clinic Jay C Charlestown		1			1
ASSISTED LIVING AT TREZEVANT		1			1
KINGMAN REGIONAL MEDICAL CENTER			1	100%	1
DIVERSICARE OF BIG SPRINGS		1			1
UW MEDICINE CHU LAB			1	100%	1
UNITYPOINT HEALTH TRINITY			1	100%	1
Kroger 825 - The Little Clinic Dorothy Lane		1			1
MID FLORIDA COMMUNITY SERVICES			1	100%	1
Kroger 447 - The Little Clinic Lebanon		1			1
Vi at Aventura		1			1
HEARTLAND OF ZEPHYRHILLS FL, LLC			1	100%	1
Victoria Manor		1			1

COVID-19: testing by laboratory

Data through Apr 3, 2021 verified as of Apr 4, 2021 at 09:25 AM

Data in this report are provisional and subject to change.

The numbers in the table below represent the number of Florida and non-Florida residents for whom test results were received by the Department of Health. A person can be tested by more than one laboratory and can have both positive and negative results. **Therefore, the sum of the numbers in each column will be larger than the total number of people tested.**

Reporting lab	Inconclusive	Negative	Positive	Percent positive	Total
MERRILL GARDENS AT CHAMPIONSGATE			1	100%	1
TITUS REGIONAL MEDICAL CENTER			1	100%	1
MY URGENT CARE CLINIC			1	100%	1
HEALTHCARE AND REHAB OF SANFORD			1	100%	1
DEPT OF VA MEDICAL CENTER - MIAMI			1	100%	1
Northern Nevada State Veterans Home		1			1
ACCOMPLISHED HOME CARE		1			1
ST ANTHONY'S PINELLAS CARE CLINIC			1	100%	1
CHRISTIAN REST HOME ASSOC		1			1
ST MARYS HEALTH CARE SYSTEM		1			1
KENT		1			1
RIVIERA BEACH HEALTH CENTER LAB			1	100%	1
PHYSICIANS ASSOCIATES			1	100%	1
DOCTORS HEARING			1	100%	1
ODYSSEY HEALTH CARE OF MARION COUNTY LLC		1			1
RAPID CITY REGIONAL HOSPITAL -579 ATTN. LABORATORY		1			1
MEDEXPRESS URGENT CARE - ST CLAIR, CLOVER DR.		1			1
Alexandria Place		1			1
Kroger 683 - The Little Clinic Foothills Plaza		1			1
BMC/NASSAU			1	100%	1
VIRTUA HEALTH AND REHABILITATION		1			1
SAINT PETE MRI			1	100%	1
Spring Gate Rehab and Healthcare Center		1			1
PCG MOLECULAR			1	100%	1
FRIO REGIONAL PRIMARY CARE AND URGENT CARE CLINIC			1	100%	1
COASTAL ER IX, PHYSICIANS PREMIER			1	100%	1
BOCA GENERAL AND FAMILY MEDICINE		1			1
CAN COMMUNITY HEALTH LLC		1			1
DERMDX, DIV OF AURORA DIAGNOSTICS/BERNHARDT LAB		1			1
ACCESS MEDICAL GROUP OF TAMPA INC			1	100%	1
SALEM HOSPITAL REGIONAL LABORATORY		1			1
BAPTIST HOSPITAL FAMILY MEDICINE &			1	100%	1
THE LITTLE CLINIC, LLC			1	100%	1
PIONEER CLINICAL RESEARCH LLC			1	100%	1
CAPSTONE REHABILITATION AND HEALTHCARE		1			1
INDIAN RIDGE		1			1
Bethany Manor		1			1
FLAGLER HOME CARE			1	100%	1
PORTAGE MEDICAL CENTER			1	100%	1
Kroger 670 - The Little Clinic Powell		1			1
MOUNT ST MARYS HOSPITAL OF NIAGARA FALLS			1	100%	1
Mason Health and Rehab		1			1
BIOMAT ORLANDO		1			1
Kroger 968 - The Little Clinic Colerain Township		1			1
CARENOW MIDTOWN			1	100%	1
EXPRESS WALK IN MEDICAL CENTER			1	100%	1
CVS TX3702POCT KATY		1			1

COVID-19: testing by laboratory

Data through Apr 3, 2021 verified as of Apr 4, 2021 at 09:25 AM

Data in this report are provisional and subject to change.

The numbers in the table below represent the number of Florida and non-Florida residents for whom test results were received by the Department of Health. A person can be tested by more than one laboratory and can have both positive and negative results. **Therefore, the sum of the numbers in each column will be larger than the total number of people tested.**

Reporting lab	Inconclusive	Negative	Positive	Percent positive	Total
BOCA CIEGA CENTER			1	100%	1
HALIFAX HEALTH PRIMARY CARE			1	100%	1
KINGWOOD EMERGENCY CENTER			1	100%	1
CLAYTON NURSING AND REHABILITATION		1			1
CVS NC6633POCT FAYETTEVILLE		1			1
ORANGE PEDIATRICS PA			1	100%	1
SYCAMORE MEDICAL CENTER-KETTERING HEALTH NETWORK			1	100%	1
CENTRAL JERSEY URGENT CARE OF GREEN BR		1			1
MINUTE CLINIC DIAGNOSTIC PA			1	100%	1
ORLANDO HEALTH MEDICAL GROUP			1	100%	1
SALUDA NURSING CENTER		1			1
Coos County Nursing Home		1			1
Kroger 767 - The Little Clinic Beaumont		1			1
GARDEN VIEW CARE CENTER		1			1
ALDEN PHARMACY		1			1
BLANCHARD VALLEY HOSPITAL LABORATORY			1	100%	1
ELMCROFT OF TIMBERLIN PARC			1	100%	1
CVS CA8882POCT SAN CLEMENTE		1			1
VALLEY HOSPITAL MEDICAL CENTER		1			1
EVENTIDE LUTHERAN HOME		1			1
PURECARE PHARMACY		1			1
CURA LABORATORY SERVICES			1	100%	1
5 STAR HOME HEALTH SERVICES INC		1			1
HEALTH CARE SERVICES LC			1	100%	1
NHC Chattanooga			1	100%	1
Moab Regional Hospital			1	100%	1
Central Alabama Veterans HCS - West Campus		1			1
Courtenay Springs Village			1	100%	1
WMC HEALTH GROUP INC			1	100%	1
Manor Care Health Services- Wilmington			1	100%	1
SC-GA2018 SIMPSONVILLE REHABILITATION		1			1
Shelbyville Manor		1			1
PALACE CARE AND REHAB		1			1
SOUTH TEXAS HEALTH SYSTEM ER - WARE ROAD			1	100%	1
BOLLES SCHOOL, THE			1	100%	1
Dulles Health and Rehab Center		1			1
LRGHEALTHCARE		1			1
LAREDO EMERGENCY ROOM			1	100%	1
GULF COAST VILLAGE HOME HEALTH INC			1	100%	1
BRADENTON CONVENTION CENTER□			1	100%	1
IVY CREEK HEALTHCARE & WELLNESS CENTRE			1	100%	1
OCCUPATIONAL HEALTH CENTER		1			1
CORPORATION OF AMERICA		1			1
SUPERKIDS PEDIATRICS			1	100%	1
OKLAHOMA BLOOD INSTITUTE			1	100%	1
LP ELIZABETHTON		1			1
URGENT CARE OF KANSAS CITY			1	100%	1

COVID-19: testing by laboratory

Data through Apr 3, 2021 verified as of Apr 4, 2021 at 09:25 AM

Data in this report are provisional and subject to change.

The numbers in the table below represent the number of Florida and non-Florida residents for whom test results were received by the Department of Health. A person can be tested by more than one laboratory and can have both positive and negative results. **Therefore, the sum of the numbers in each column will be larger than the total number of people tested.**

Reporting lab	Inconclusive	Negative	Positive	Percent positive	Total
CVS MA915POCT BEVERLY			1	100%	1
MIDWEST COVENANT HOME, INC		1			1
BAYLOR SCOTT AND WHITE MEDICAL CENTER -CENTENTENNIAL			1	100%	1
MEDICAL ARTS LABORATORY			1	100%	1
ASCARATE DIALYSIS			1	100%	1
URGENTMED PLANTATION			1	100%	1
ST JOHN'S HOME CARE			1	100%	1
SALTZER URGENT CARE			1	100%	1
C V S / PHARMACY #4396		1			1
NF Escambia, LLC DBA Olive BranchHealth and Rehabilitaion Center			1	100%	1
Harbor House		1			1
ALBANNA PEDIATRICS CENTER			1	100%	1
Kroger 97 - The Little Clinic Hutchinson		1			1
ADVANCED CARDIOVASCULAR DIAGNOSTICS OF FL			1	100%	1
CVS LA1116POCT BATON ROUGE		1			1
CVS IN6551POCT MOORESVILLE		1			1
FAMILY MEDICAL CENTER OF HOLLYWOOD PA			1	100%	1
KENNEDY BOULEVARD DIALYSIS			1	100%	1
PRIMARY CARE GROUP LLC		1			1
Greenhaven Health and Rehabilitation		1			1
DOCTORS AFTER HOURS URGENT CARE CENTER			1	100%	1
PRACTITIONERS IN MOTION			1	100%	1
UNLIMITED MEDICAL SERVICES OF FL PL DBA		1			1
NFRC CLINICAL LAB			1	100%	1
ST VINCENTS OUTPATIENT IMAGING		1			1
MINUTECLINIC LLC #3281			1	100%	1
NEXT LEVEL URGENT CARE (WOODLANDS)			1	100%	1
Sharon Care Center			1	100%	1
CARING PROFESSIONAL HEALTH CARE LLC		1			1
ST CATHERINE HOSPITAL LABORATORY			1	100%	1
WATERBURY HOSPITAL REFERENCE LAB			1	100%	1
Medilodge of Mt. Pleasant		1			1
JACKSBORO URGENT CARE			1	100%	1
PREMIER FAMILY AND SPORTS MEDICINE LLC			1	100%	1
SENTARA AMBULATORY CARE CLINIC			1	100%	1
Bay View Nursing and Rehabilitation Center			1	100%	1
HUNTSVILLE HOSPITAL			1	100%	1
GOOD SAMARITAN SOCIETY - DE SMET		1			1
DEERFIELD BEACH REHABILITATION AND NURSING			1	100%	1
SPRINGBROOK HOSPITAL			1	100%	1
Ash Flat Healthcare and Rehabilitation Center			1	100%	1
PALM BREEZE DIALYSIS			1	100%	1
PEACHEALTH LABORATORIES		1			1
ALL PEDIATRIC CARE PA			1	100%	1
FORT LOUDOUN PRIMARY CARE		1			1
ST.ELIZABETH HEALTH CENTER	1				1
BAYFRONT HEAL WOUND CARE AND HYPERBARIC CENTER			1	100%	1

COVID-19: testing by laboratory

Data through Apr 3, 2021 verified as of Apr 4, 2021 at 09:25 AM

Data in this report are provisional and subject to change.

The numbers in the table below represent the number of Florida and non-Florida residents for whom test results were received by the Department of Health. A person can be tested by more than one laboratory and can have both positive and negative results. **Therefore, the sum of the numbers in each column will be larger than the total number of people tested.**

Reporting lab	Inconclusive	Negative	Positive	Percent positive	Total
PORTSMOUTH REG. HOSPITAL			1	100%	1
Monument Health Strugis Care Center		1			1
ST MARY'S OF SAGINAW		1			1
CVS TX7825POCT FRISCO		1			1
CVS NE5714POCT OMAHA		1			1
NEW MILFORD HOSPITAL			1	100%	1
JUPITER MEDICAL CENTER INC			1	100%	1
Illiana HCS -Danville VAMC		1			1
HEALTHALLIANCE HOSPITAL LABORATORY		1			1
COVENANT HEALTH		1			1
MAIN STREET PHARMACY OF MARCELLUS, INC		1			1
WATERTOWN URGENT CARE		1			1
HALIFAX FAMILY HEALTH CENTER			1	100%	1
CARDIAC AND VASCULAR CONSULTANTS MD PA		1			1
OMNI HEALTHCARE URGENT CARE			1	100%	1
ST LUKE LUTHERAN HOME		1			1
OHIO VALLEY MANOR NURSING &		1			1
CLERMONT HEALTH DEPARTMENT			1	100%	1
RAMBAM URGENT CARE			1	100%	1
WINDERMERE PEDIATRICS			1	100%	1
NHC HealthCare St. Charles		1			1
ROBERT TAYLOR COMMUNITY COMPLEX			1	100%	1
BUFFALO VAMC			1	100%	1
HEALTH CHOICES, PLLC		1			1
BLACKBERRY CENTER, THE		1			1
SAN JOSE CLINIC		1			1
BEVERLY ADVANCED PRACTICE NURSING		1			1
MERCY – NORTH IOWA			1	100%	1
Aspire Physical Recovery Center at Cahaba River		1			1
LABORATORIO BUENA SALUD			1	100%	1
ATHENA PLASTIC SURGERY		1			1
WILLOWBROOKE CT AT LIMA ESTATES		1			1
MT CARMEL NURSING HOME		1			1
Total	99,146	18,319,621	2,686,632	13%	21,105,399