

COVID-19: summary of cases and monitoring

Data through Apr 6, 2021 verified as of Apr 7, 2021 at 09:25 AM

Data in this report are provisional and subject to change.

Cases: people with positive PCR or antigen test result

| | |
|--------------------|------------------|
| Total cases | 2,096,747 |
|--------------------|------------------|

| | |
|-------------------|-----------|
| Florida residents | 2,057,359 |
|-------------------|-----------|

| | |
|-----------------------|--------|
| Non-Florida residents | 39,388 |
|-----------------------|--------|

Type of testing

| | |
|-------------------|-----------|
| Florida residents | 2,057,359 |
|-------------------|-----------|

| | |
|----------------------|--------|
| Positive by BPHL/CDC | 74,999 |
|----------------------|--------|

| | |
|-------------------------------------|-----------|
| Positive by commercial/hospital lab | 1,982,360 |
|-------------------------------------|-----------|

| | |
|--------------|-----------|
| PCR positive | 1,654,693 |
|--------------|-----------|

| | |
|------------------|---------|
| Antigen positive | 402,666 |
|------------------|---------|

| | |
|-----------------------|--------|
| Non-Florida residents | 39,388 |
|-----------------------|--------|

| | |
|----------------------|-----|
| Positive by BPHL/CDC | 927 |
|----------------------|-----|

| | |
|-------------------------------------|--------|
| Positive by commercial/hospital lab | 38,461 |
|-------------------------------------|--------|

| | |
|--------------|--------|
| PCR positive | 26,859 |
|--------------|--------|

| | |
|------------------|--------|
| Antigen positive | 12,529 |
|------------------|--------|

Characteristics

| | |
|--------------------------------|--------|
| Florida residents hospitalized | 86,292 |
|--------------------------------|--------|

| | |
|-------------------------|--------|
| Florida resident deaths | 33,822 |
|-------------------------|--------|

| | |
|-----------------------------|-----|
| Non-Florida resident deaths | 654 |
|-----------------------------|-----|

Hospitalized counts include anyone who was hospitalized at some point during their illness. It does not reflect the number of people currently hospitalized.

More information on deaths identified through death certificate data is available on the National Center for Health Statistics website at www.cdc.gov/nchs/nvss/vsrr/COVID19/index.htm.

Cases: people with positive PCR or antigen test result

Risk factors for Florida residents

| | |
|----------|--------|
| Traveled | 16,490 |
|----------|--------|

| | |
|---------------------------|---------|
| Contact with a known case | 812,182 |
|---------------------------|---------|

| | |
|--|--------|
| Traveled and contact with a known case | 22,547 |
|--|--------|

| | |
|---------|-----------|
| Neither | 1,206,140 |
|---------|-----------|

| | |
|--------------------------|---------|
| No travel and no contact | 244,902 |
|--------------------------|---------|

| | |
|-------------------|---------|
| Travel is unknown | 688,241 |
|-------------------|---------|

| | |
|--------------------|---------|
| Contact is unknown | 455,765 |
|--------------------|---------|

| | |
|--------------------|---------|
| Contact is pending | 438,608 |
|--------------------|---------|

Travel can be unknown and contact can be unknown or pending for the same case, these numbers will sum to more than the "neither" total.

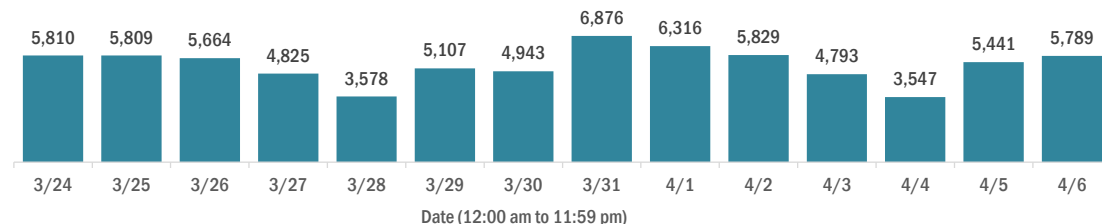
COVID-19: summary of laboratory testing

Data through Apr 6, 2021 verified as of Apr 7, 2021 at 09:25 AM

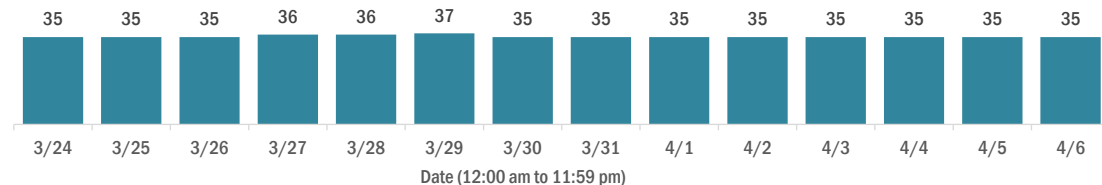
Data in this report are provisional and subject to change.

Cases in Florida residents per day for the past 2 weeks

Number of cases per day



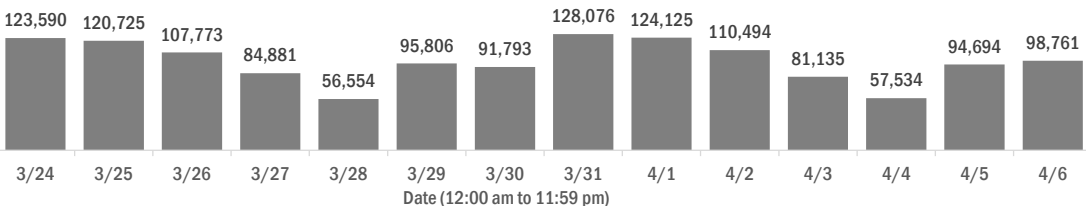
Median age of cases by day



Laboratory testing for Florida residents over the past 2 weeks

Number of Florida residents tested per day

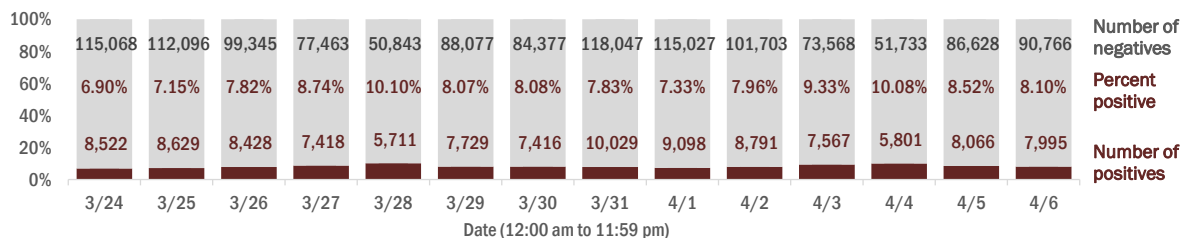
These counts include the number of people for whom the Department received PCR or antigen laboratory results by day. People tested on multiple days will be included for each day a new result was received. A person is only counted once for each day they are tested, regardless of whether multiple specimens are tested or multiple results are received.



Number and percent of Florida residents with positive test results

The percent of positive results ranged from 6.90% to 10.10% over the past 2 weeks and was 8.10% yesterday.

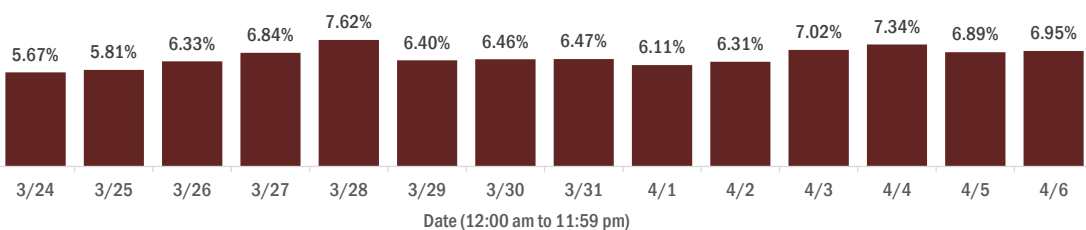
These counts include the number of people for whom the Department received PCR or antigen laboratory results by day. People tested on multiple days will be included for each day a new result was received. A person is only counted once for each day they are tested, regardless of whether multiple specimens are tested or multiple results are received. If a person has a positive specimen and a negative specimen in the same day, only the positive result is counted.



Percent positivity for new cases in Florida residents

The percent of positive results ranged from 5.67% to 7.62% over the past 2 weeks and was 6.95% yesterday.

This percent is the number of people who test PCR- or antigen-positive for the first time divided by all the people tested that day, excluding people who have previously tested positive.



COVID-19: characteristics of 2,057,359 Florida resident cases

Data through Apr 6, 2021 verified as of Apr 7, 2021 at 09:25 AM

Data in this report are provisional and subject to change.

| Age group | Cases | | Hospitalizations | | Deaths | |
|--------------|------------------|-----|------------------|-----|---------------|-----|
| 0-4 years | 42,153 | 2% | 573 | 1% | 1 | 0% |
| 5-14 years | 131,256 | 6% | 562 | 1% | 5 | 0% |
| 15-24 years | 318,852 | 15% | 2,163 | 3% | 44 | 0% |
| 25-34 years | 359,023 | 17% | 4,216 | 5% | 185 | 1% |
| 35-44 years | 319,550 | 16% | 6,310 | 7% | 521 | 2% |
| 45-54 years | 313,283 | 15% | 9,762 | 11% | 1,310 | 4% |
| 55-64 years | 270,613 | 13% | 14,723 | 17% | 3,662 | 11% |
| 65-74 years | 166,504 | 8% | 18,017 | 21% | 7,176 | 21% |
| 75-84 years | 91,841 | 4% | 17,960 | 21% | 10,281 | 30% |
| 85+ years | 43,008 | 2% | 11,998 | 14% | 10,637 | 31% |
| Unknown | 1,276 | 0% | 8 | 0% | 0 | 0% |
| Total | 2,057,359 | | 86,292 | | 33,822 | |

| Gender | Cases | |
|--------------|------------------|-----|
| Female | 1,075,300 | 52% |
| Male | 966,228 | 47% |
| Unknown | 15,831 | 1% |
| Total | 2,057,359 | |

| Ethnicity | Cases | | Hospitalizations | | Deaths | |
|--------------|------------------|-----|------------------|-----|---------------|-----|
| Hispanic | 661,916 | 32% | 21,945 | 25% | 7,887 | 23% |
| Non-Hispanic | 999,189 | 49% | 60,291 | 70% | 23,734 | 70% |
| Unknown | 396,254 | 19% | 4,056 | 5% | 2,201 | 7% |
| Total | 2,057,359 | | 86,292 | | 33,822 | |

| Race and ethnicity | Cases | | Hospitalizations | | Deaths | |
|--------------------|------------------|-----|------------------|-----|---------------|-----|
| White | 1,166,479 | 57% | 56,578 | 66% | 24,819 | 73% |
| Hispanic | 441,962 | 21% | 15,709 | 18% | 6,321 | 19% |
| Non-Hispanic | 638,729 | 31% | 39,184 | 45% | 17,388 | 51% |
| Unknown | 85,788 | 4% | 1,685 | 2% | 1,110 | 3% |
| Black | 270,873 | 13% | 17,911 | 21% | 5,400 | 16% |
| Hispanic | 16,021 | 1% | 761 | 1% | 225 | 1% |
| Non-Hispanic | 233,294 | 11% | 16,787 | 19% | 4,995 | 15% |
| Unknown | 21,558 | 1% | 363 | 0% | 180 | 1% |
| Other race | 314,818 | 15% | 9,477 | 11% | 2,639 | 8% |
| Hispanic | 158,093 | 8% | 4,994 | 6% | 1,170 | 3% |
| Non-Hispanic | 107,838 | 5% | 4,050 | 5% | 1,243 | 4% |
| Unknown | 48,887 | 2% | 433 | 1% | 226 | 1% |
| Unknown race | 305,189 | 15% | 2,326 | 3% | 964 | 3% |
| Hispanic | 45,840 | 2% | 481 | 1% | 171 | 1% |
| Non-Hispanic | 19,328 | 1% | 270 | 0% | 108 | 0% |
| Unknown | 240,021 | 12% | 1,575 | 2% | 685 | 2% |
| Total | 2,057,359 | | 86,292 | | 33,822 | |

Hospitalization counts include anyone who was hospitalized at some point during their illness. It does not reflect the number of people currently hospitalized. **Other race** includes any person with a race of American Indian/Alaskan native, Asian, native Hawaiian/Pacific Islander, or other.

COVID-19: deaths in Florida residents and staff of long-term care facilities

Data through Apr 6, 2021 verified as of Apr 7, 2021 at 09:25 AM

Data in this report are provisional and subject to change.

For current cases in residents or staff of long-term care facilities, please visit: <https://floridahealthcovid19.gov/>

| County | Deaths | | County | Deaths | | County | Deaths | |
|--------------|--------|-----|--------------|--------|----|------------|--------|----|
| Palm Beach | 1061 | 10% | Okaloosa | 162 | 1% | Madison | 20 | 0% |
| Dade | 1005 | 9% | Hernando | 158 | 1% | Flagler | 18 | 0% |
| Pinellas | 891 | 8% | Osceola | 142 | 1% | Calhoun | 17 | 0% |
| Broward | 666 | 6% | Charlotte | 134 | 1% | Gulf | 17 | 0% |
| Hillsborough | 570 | 5% | Clay | 119 | 1% | Wakulla | 16 | 0% |
| Polk | 434 | 4% | Indian River | 118 | 1% | Bradford | 14 | 0% |
| Duval | 432 | 4% | Leon | 99 | 1% | Washington | 13 | 0% |
| Brevard | 399 | 4% | Bay | 89 | 1% | Baker | 12 | 0% |
| Orange | 394 | 4% | Jackson | 88 | 1% | Jefferson | 11 | 0% |
| Sarasota | 394 | 4% | St. Johns | 86 | 1% | Holmes | 10 | 0% |
| Lee | 343 | 3% | Highlands | 85 | 1% | Franklin | 9 | 0% |
| Marion | 326 | 3% | Santa Rosa | 81 | 1% | Gadsden | 9 | 0% |
| Volusia | 291 | 3% | Alachua | 77 | 1% | Lafayette | 8 | 0% |
| Escambia | 280 | 3% | Suwannee | 60 | 1% | Levy | 7 | 0% |
| St. Lucie | 242 | 2% | Columbia | 51 | 0% | Desoto | 6 | 0% |
| Seminole | 231 | 2% | Sumter | 45 | 0% | Monroe | 5 | 0% |
| Lake | 228 | 2% | Putnam | 39 | 0% | Dixie | 4 | 0% |
| Pasco | 222 | 2% | Nassau | 34 | 0% | Taylor | 3 | 0% |
| Collier | 192 | 2% | Hendry | 29 | 0% | Hardee | 2 | 0% |
| Manatee | 192 | 2% | Walton | 29 | 0% | Hamilton | 1 | 0% |
| Citrus | 179 | 2% | Okeechobee | 24 | 0% | Liberty | 1 | 0% |
| Martin | 170 | 2% | Gilchrist | 20 | 0% | Total | 11,114 | |

Note: cases are summarized by the county of usual residence. Residents and staff may be cases associated with facilities that are not in their county of usual residence, resulting in cases being included below for counties that do not have facilities with known cases.

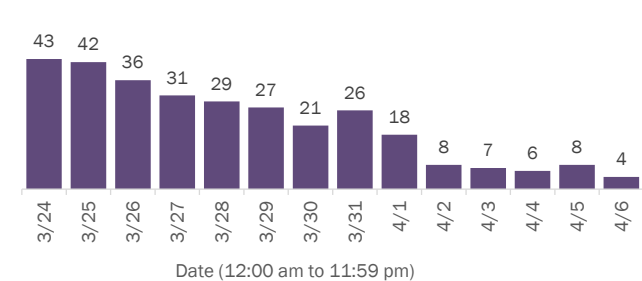
COVID-19: cases in Florida residents who have died

Data through Apr 6, 2021 verified as of Apr 7, 2021 at 09:25 AM

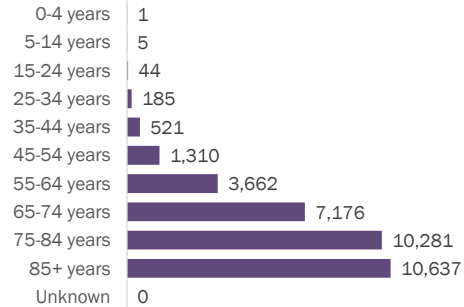
Data in this report are provisional and subject to change.

Demographics for all identified COVID-19 deaths: 33,822

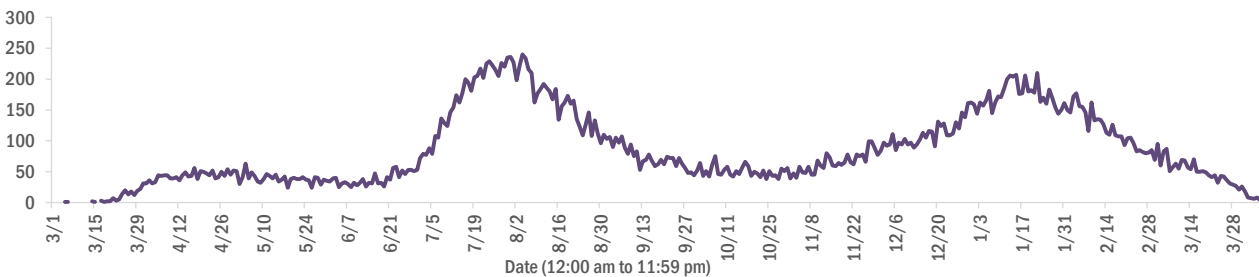
Deaths by date of death for the past 2 weeks



Deaths by age group



Deaths by date of death since March 2020



| Age group | Deaths | Cases | Case fatality rate | Mortality rate per 100,000 population |
|--------------|---------------|------------------|--------------------|---------------------------------------|
| 0-4 years | 1 | 42,153 | 0.0% | 0.1 |
| 5-14 years | 5 | 131,256 | 0.0% | 0.2 |
| 15-24 years | 44 | 318,852 | 0.0% | 1.8 |
| 25-34 years | 185 | 359,023 | 0.1% | 6.5 |
| 35-44 years | 521 | 319,550 | 0.2% | 20.0 |
| 45-54 years | 1,310 | 313,283 | 0.4% | 47.0 |
| 55-64 years | 3,662 | 270,613 | 1.4% | 126.6 |
| 65-74 years | 7,176 | 166,504 | 4.3% | 295.7 |
| 75-84 years | 10,281 | 91,841 | 11.2% | 732.1 |
| 85+ years | 10,637 | 43,008 | 24.7% | 1841.8 |
| Unknown | 0 | 1,276 | 0.0% | |
| Total | 33,822 | 2,057,359 | 1.6% | 156.6 |

| Race | Deaths | Cases | Case fatality rate | Mortality rate per 100,000 population |
|--------------|---------------|------------------|--------------------|---------------------------------------|
| Other | 2,639 | 314,818 | 0.8% | 212.1 |
| White | 24,819 | 1,166,479 | 2.1% | 148.6 |
| Black | 5,400 | 270,873 | 2.0% | 147.6 |
| Unknown | 964 | 305,189 | 0.3% | |
| Total | 33,822 | 2,057,359 | 1.6% | 156.6 |

| Gender | Deaths | Cases | Case fatality rate | Mortality rate per 100,000 population |
|--------------|---------------|------------------|--------------------|---------------------------------------|
| Female | 14,844 | 1,075,300 | 1.4% | 134.4 |
| Male | 18,976 | 966,228 | 2.0% | 179.7 |
| Unknown | 2 | 15,831 | 0.0% | |
| Total | 33,822 | 2,057,359 | 1.6% | 156.6 |

| Ethnicity | Deaths | Cases | Case fatality rate | Mortality rate per 100,000 population |
|--------------|---------------|------------------|--------------------|---------------------------------------|
| Non-Hispanic | 23,734 | 999,189 | 2.4% | 149.1 |
| Hispanic | 7,887 | 661,916 | 1.2% | 138.9 |
| Unknown | 2,201 | 396,254 | 0.6% | |
| Total | 33,822 | 2,057,359 | 1.6% | 156.6 |

COVID-19: characteristics of 2,057,359 cases

Data through Apr 6, 2021 verified as of Apr 7, 2021 at 09:25 AM

Data in this report are provisional and subject to change.

Tables below include cases in Florida residents and non-Florida residents.

All 67 Florida counties have cases:

| County | FL resident cases | | Non-FL resident cases | Total cases | FL resident deaths | FL death rate |
|--------------|-------------------|----------------------------|-----------------------|-------------|--------------------|---------------|
| Dade | 448,632 | <div><div></div></div> 22% | 5,773 | 454,405 | 5,930 | 1.3% |
| Broward | 217,188 | <div><div></div></div> 11% | 2,604 | 219,792 | 2,709 | 1.2% |
| Palm Beach | 131,920 | <div><div></div></div> 6% | 2,417 | 134,337 | 2,679 | 2.0% |
| Orange | 124,570 | <div><div></div></div> 6% | 1,898 | 126,468 | 1,198 | 1.0% |
| Hillsborough | 123,577 | <div><div></div></div> 6% | 1,059 | 124,636 | 1,623 | 1.3% |
| Duval | 91,896 | <div><div></div></div> 4% | 1,530 | 93,426 | 1,313 | 1.4% |
| Pinellas | 72,015 | <div><div></div></div> 4% | 1,813 | 73,828 | 1,559 | 2.2% |
| Lee | 61,777 | <div><div></div></div> 3% | 2,180 | 63,957 | 932 | 1.5% |
| Polk | 61,949 | <div><div></div></div> 3% | 453 | 62,402 | 1,284 | 2.1% |
| Osceola | 39,792 | <div><div></div></div> 2% | 704 | 40,496 | 487 | 1.2% |
| Volusia | 38,633 | <div><div></div></div> 2% | 689 | 39,322 | 732 | 1.9% |
| Brevard | 37,310 | <div><div></div></div> 2% | 674 | 37,984 | 825 | 2.2% |
| Pasco | 36,950 | <div><div></div></div> 2% | 322 | 37,272 | 698 | 1.9% |
| Manatee | 34,714 | <div><div></div></div> 2% | 820 | 35,534 | 636 | 1.8% |
| Escambia | 31,391 | <div><div></div></div> 2% | 3,636 | 35,027 | 670 | 2.1% |
| Collier | 31,925 | <div><div></div></div> 2% | 1,254 | 33,179 | 505 | 1.6% |
| Seminole | 30,523 | <div><div></div></div> 1% | 236 | 30,759 | 471 | 1.5% |
| Leon | 29,616 | <div><div></div></div> 1% | 895 | 30,511 | 307 | 1.0% |
| Sarasota | 28,566 | <div><div></div></div> 1% | 1,478 | 30,044 | 795 | 2.8% |
| Marion | 29,226 | <div><div></div></div> 1% | 147 | 29,373 | 933 | 3.2% |
| Lake | 26,713 | <div><div></div></div> 1% | 460 | 27,173 | 611 | 2.3% |
| St. Lucie | 24,235 | <div><div></div></div> 1% | 176 | 24,411 | 599 | 2.5% |
| Alachua | 23,395 | <div><div></div></div> 1% | 279 | 23,674 | 259 | 1.1% |
| St. Johns | 21,133 | <div><div></div></div> 1% | 298 | 21,431 | 203 | 1.0% |
| Okaloosa | 19,636 | <div><div></div></div> 1% | 211 | 19,847 | 355 | 1.8% |
| Bay | 18,743 | <div><div></div></div> 1% | 765 | 19,508 | 376 | 2.0% |
| Santa Rosa | 17,612 | <div><div></div></div> 1% | 231 | 17,843 | 279 | 1.6% |
| Clay | 17,486 | <div><div></div></div> 1% | 48 | 17,534 | 329 | 1.9% |
| Hernando | 12,591 | <div><div></div></div> 1% | 96 | 12,687 | 445 | 3.5% |
| Indian River | 11,781 | <div><div></div></div> 1% | 104 | 11,885 | 284 | 2.4% |
| Charlotte | 11,679 | <div><div></div></div> 1% | 203 | 11,882 | 393 | 3.4% |
| Martin | 11,351 | <div><div></div></div> 1% | 214 | 11,565 | 309 | 2.7% |
| Citrus | 10,366 | <div><div></div></div> 1% | 91 | 10,457 | 435 | 4.2% |
| Sumter | 8,806 | <div><div></div></div> 0% | 103 | 8,909 | 263 | 3.0% |
| Nassau | 7,582 | <div><div></div></div> 0% | 436 | 8,018 | 121 | 1.6% |

| County | FL resident cases | | Non-FL resident cases | Total cases | FL resident deaths | FL death rate |
|------------|-------------------|---------------------------|-----------------------|-------------|--------------------|---------------|
| Columbia | 7,870 | <div><div></div></div> 0% | 37 | 7,907 | 163 | 2.1% |
| Highlands | 7,739 | <div><div></div></div> 0% | 88 | 7,827 | 328 | 4.2% |
| Walton | 6,612 | <div><div></div></div> 0% | 788 | 7,400 | 84 | 1.3% |
| Flagler | 6,724 | <div><div></div></div> 0% | 94 | 6,818 | 102 | 1.5% |
| Monroe | 6,178 | <div><div></div></div> 0% | 373 | 6,551 | 49 | 0.8% |
| Putnam | 6,070 | <div><div></div></div> 0% | 21 | 6,091 | 136 | 2.2% |
| Jackson | 6,022 | <div><div></div></div> 0% | 65 | 6,087 | 156 | 2.6% |
| Gadsden | 5,531 | <div><div></div></div> 0% | 16 | 5,547 | 90 | 1.6% |
| Suwannee | 5,212 | <div><div></div></div> 0% | 28 | 5,240 | 136 | 2.6% |
| Hendry | 4,486 | <div><div></div></div> 0% | 18 | 4,504 | 77 | 1.7% |
| Desoto | 4,092 | <div><div></div></div> 0% | 26 | 4,118 | 86 | 2.1% |
| Okeechobee | 3,749 | <div><div></div></div> 0% | 52 | 3,801 | 86 | 2.3% |
| Unknown | 369 | <div><div></div></div> 0% | 3,227 | 3,596 | 0 | 0.0% |
| Baker | 3,372 | <div><div></div></div> 0% | 15 | 3,387 | 60 | 1.8% |
| Wakulla | 3,256 | <div><div></div></div> 0% | 12 | 3,268 | 55 | 1.7% |
| Levy | 3,160 | <div><div></div></div> 0% | 8 | 3,168 | 44 | 1.4% |
| Hardee | 2,925 | <div><div></div></div> 0% | 14 | 2,939 | 40 | 1.4% |
| Bradford | 2,920 | <div><div></div></div> 0% | 13 | 2,933 | 55 | 1.9% |
| Taylor | 2,692 | <div><div></div></div> 0% | 5 | 2,697 | 45 | 1.7% |
| Washington | 2,661 | <div><div></div></div> 0% | 20 | 2,681 | 50 | 1.9% |
| Holmes | 2,187 | <div><div></div></div> 0% | 32 | 2,219 | 47 | 2.1% |
| Madison | 2,011 | <div><div></div></div> 0% | 26 | 2,037 | 44 | 2.2% |
| Gulf | 1,899 | <div><div></div></div> 0% | 23 | 1,922 | 42 | 2.2% |
| Union | 1,778 | <div><div></div></div> 0% | 1 | 1,779 | 71 | 4.0% |
| Calhoun | 1,660 | <div><div></div></div> 0% | 3 | 1,663 | 42 | 2.5% |
| Lafayette | 1,607 | <div><div></div></div> 0% | 0 | 1,607 | 26 | 1.6% |
| Hamilton | 1,576 | <div><div></div></div> 0% | 19 | 1,595 | 23 | 1.5% |
| Dixie | 1,554 | <div><div></div></div> 0% | 3 | 1,557 | 22 | 1.4% |
| Gilchrist | 1,510 | <div><div></div></div> 0% | 4 | 1,514 | 38 | 2.5% |
| Jefferson | 1,412 | <div><div></div></div> 0% | 22 | 1,434 | 25 | 1.8% |
| Franklin | 1,264 | <div><div></div></div> 0% | 33 | 1,297 | 18 | 1.4% |
| Liberty | 1,056 | <div><div></div></div> 0% | 1 | 1,057 | 16 | 1.5% |
| Glades | 926 | <div><div></div></div> 0% | 4 | 930 | 19 | 2.1% |
| Total | 2,057,359 | | 39,388 | 2,096,747 | 33,822 | 1.6% |

COVID-19: characteristics of 2,057,359 Florida resident cases

Data through Apr 6, 2021 verified as of Apr 7, 2021 at 09:25 AM

Data in this report are provisional and subject to change.

The table below includes the cities and counties of residence for cases in Florida residents based on the patient's ZIP Code. Note that city is not always received as part of the initial notification and may be missing while the case is being investigated.

| City and county | Cases |
|-----------------------------|---------|
| Miami, Dade | 259,963 |
| Orlando, Orange | 92,045 |
| Jacksonville, Duval | 86,349 |
| Tampa, Hillsborough | 71,968 |
| Hialeah, Dade | 63,088 |
| Fort Lauderdale, Broward | 46,230 |
| Hollywood, Broward | 41,281 |
| West Palm Beach, Palm Beach | 32,059 |
| Kissimmee, Osceola | 30,647 |
| Tallahassee, Leon | 28,595 |
| Homestead, Dade | 27,469 |
| Naples, Collier | 26,979 |
| Saint Petersburg, Pinellas | 26,396 |
| Pensacola, Escambia | 26,122 |
| Fort Myers, Lee | 23,982 |
| Bradenton, Manatee | 22,666 |
| Boca Raton, Palm Beach | 22,603 |
| Lakeland, Polk | 21,537 |
| Ocala, Marion | 21,496 |
| Pompano Beach, Broward | 20,652 |
| Gainesville, Alachua | 18,637 |
| Sarasota, Sarasota | 17,715 |
| Port Saint Lucie, St. Lucie | 16,129 |
| Lake Worth, Palm Beach | 15,933 |
| Cape Coral, Lee | 15,669 |
| Miami Beach, Dade | 14,591 |
| Miramar, Broward | 14,107 |
| Clearwater, Pinellas | 14,097 |
| Boynton Beach, Palm Beach | 12,828 |
| Coral Springs, Broward | 12,730 |
| Doral, Dade | 12,549 |
| Miami Gardens, Dade | 11,975 |
| Panama City, Bay | 11,915 |
| Saint Augustine, St. Johns | 11,328 |
| Melbourne, Brevard | 10,676 |
| Winter Haven, Polk | 10,380 |
| Lehigh Acres, Lee | 10,009 |
| Delray Beach, Palm Beach | 9,912 |
| Davie, Broward | 9,666 |
| Riverview, Hillsborough | 9,470 |
| Vero Beach, Indian River | 9,071 |
| Palm Bay, Brevard | 8,679 |
| Sunrise, Broward | 8,556 |
| New Port Richey, Pasco | 8,548 |
| Milton, Santa Rosa | 8,505 |
| Fort Pierce, St. Lucie | 7,946 |
| Coral Gables, Dade | 7,926 |
| Saint Cloud, Osceola | 7,921 |
| Largo, Pinellas | 7,834 |
| Daytona Beach, Volusia | 7,774 |
| Apopka, Orange | 7,698 |
| Plantation, Broward | 7,583 |
| Spring Hill, Hernando | 7,501 |
| North Miami Beach, Dade | 7,369 |
| Davenport, Polk | 7,169 |
| Clermont, Lake | 7,158 |
| Lake City, Columbia | 7,157 |
| Brandon, Hillsborough | 7,126 |

COVID-19: characteristics of 2,057,359 Florida resident cases

Data through Apr 6, 2021 verified as of Apr 7, 2021 at 09:25 AM

Data in this report are provisional and subject to change.

The table below includes the cities and counties of residence for cases in Florida residents based on the patient's ZIP Code. Note that city is not always received as part of the initial notification and may be missing while the case is being investigated.

| City and county | Cases |
|--------------------------------|-------|
| Orange Park, Clay | 7,117 |
| Weston, Broward | 6,843 |
| Sanford, Seminole | 6,832 |
| Jupiter, Palm Beach | 6,784 |
| Deltona, Volusia | 6,703 |
| Plant City, Hillsborough | 6,618 |
| Deerfield Beach, Broward | 6,339 |
| Winter Garden, Orange | 6,149 |
| Tamarac, Broward | 5,843 |
| Port Charlotte, Charlotte | 5,708 |
| Palm Coast, Flagler | 5,653 |
| Wesley Chapel, Pasco | 5,445 |
| Coconut Creek, Broward | 5,440 |
| Fort Walton Beach, Okaloosa | 5,429 |
| Stuart, Martin | 5,350 |
| Margate, Broward | 5,319 |
| Palm Beach Gardens, Palm Beach | 5,262 |
| Crestview, Okaloosa | 5,237 |
| Land O Lakes, Pasco | 5,180 |
| Deland, Volusia | 5,124 |
| Winter Park, Orange | 5,094 |
| Palm Harbor, Pinellas | 5,053 |
| Wellington, Palm Beach | 4,996 |
| Oviedo, Seminole | 4,981 |
| Palmetto, Manatee | 4,956 |
| Altamonte Springs, Seminole | 4,632 |
| Lutz, Hillsborough | 4,625 |
| Port Orange, Volusia | 4,557 |
| Miami Lakes, Dade | 4,554 |
| Opa Locka, Dade | 4,538 |
| Brooksville, Hernando | 4,380 |
| Haines City, Polk | 4,379 |
| Valrico, Hillsborough | 4,366 |
| Middleburg, Clay | 4,320 |
| North Port, Sarasota | 4,283 |
| Hallandale, Broward | 4,268 |
| Venice, Sarasota | 4,266 |
| Punta Gorda, Charlotte | 4,221 |
| Pembroke Pines, Broward | 4,220 |
| The Villages, Sumter | 4,168 |
| Sebring, Highlands | 4,162 |
| Ocoee, Orange | 4,134 |
| Leesburg, Lake | 4,124 |
| Live Oak, Suwannee | 4,044 |
| Saint Johns, St. Johns | 3,985 |
| Arcadia, Desoto | 3,984 |
| Seminole, Pinellas | 3,946 |
| Ormond Beach, Volusia | 3,925 |
| Zephyrhills, Pasco | 3,925 |
| Bonita Springs, Lee | 3,906 |
| Okeechobee, Okeechobee | 3,736 |
| Pinellas Park, Pinellas | 3,702 |
| Navarre, Santa Rosa | 3,680 |
| Windermere, Orange | 3,610 |
| Longwood, Seminole | 3,583 |
| North Lauderdale, Broward | 3,578 |
| North Miami, Dade | 3,560 |
| Immokalee, Collier | 3,514 |
| Ruskin, Hillsborough | 3,513 |

COVID-19: characteristics of 2,057,359 Florida resident cases

Data through Apr 6, 2021 verified as of Apr 7, 2021 at 09:25 AM

Data in this report are provisional and subject to change.

The table below includes the cities and counties of residence for cases in Florida residents based on the patient's ZIP Code. Note that city is not always received as part of the initial notification and may be missing while the case is being investigated.

| City and county | Cases |
|------------------------------|-------|
| Cocoa, Brevard | 3,464 |
| Gulf Breeze, Santa Rosa | 3,316 |
| Niceville, Okaloosa | 3,277 |
| Cantonment, Escambia | 3,152 |
| Casselberry, Seminole | 3,151 |
| Lake Worth Beach, Palm Beach | 3,129 |
| Key West, Monroe | 3,072 |
| Panama City Beach, Bay | 3,052 |
| Titusville, Brevard | 3,049 |
| Jacksonville Beach, Duval | 3,045 |
| Port Richey, Pasco | 3,037 |
| Hudson, Pasco | 2,985 |
| Dade City, Pasco | 2,960 |
| Quincy, Gadsden | 2,953 |
| Crawfordville, Wakulla | 2,921 |
| Oakland Park, Broward | 2,899 |
| North Fort Myers, Lee | 2,896 |
| Winter Springs, Seminole | 2,891 |
| Bartow, Polk | 2,868 |
| Aventura, Dade | 2,833 |
| Lake Mary, Seminole | 2,820 |
| Palatka, Putnam | 2,804 |
| New Smyrna Beach, Volusia | 2,773 |
| Cutler Ridge, Dade | 2,757 |
| Kissimmee, Polk | 2,755 |
| Fernandina Beach, Nassau | 2,747 |
| Auburndale, Polk | 2,734 |
| Green Cove Springs, Clay | 2,728 |
| Merritt Island, Brevard | 2,697 |
| Lake Wales, Polk | 2,664 |
| Ponte Vedra Beach, St. Johns | 2,648 |
| Tarpon Springs, Pinellas | 2,609 |
| Perry, Taylor | 2,524 |
| Parkland, Broward | 2,521 |
| Inverness, Citrus | 2,484 |
| Lynn Haven, Bay | 2,473 |
| Belle Glade, Palm Beach | 2,467 |
| Marianna, Jackson | 2,407 |
| Eustis, Lake | 2,387 |
| Wimauma, Hillsborough | 2,387 |
| Loxahatchee, Palm Beach | 2,380 |
| Cooper City, Broward | 2,356 |
| Royal Palm Beach, Palm Beach | 2,348 |
| Clewiston, Hendry | 2,337 |
| Dunedin, Pinellas | 2,333 |
| Estero, Lee | 2,325 |
| Fleming Island, Clay | 2,310 |
| Santa Rosa Beach, Walton | 2,309 |
| Holiday, Pasco | 2,273 |
| Sarasota, Manatee | 2,179 |
| Key Biscayne, Dade | 2,169 |
| Parrish, Manatee | 2,148 |
| Rockledge, Brevard | 2,136 |
| Odessa, Hillsborough | 2,100 |
| Defuniak Springs, Walton | 2,092 |
| Chipley, Washington | 2,068 |
| Palm City, Martin | 2,041 |
| Riviera Beach, Palm Beach | 2,038 |
| Mount Dora, Lake | 2,026 |

COVID-19: characteristics of 2,057,359 Florida resident cases

Data through Apr 6, 2021 verified as of Apr 7, 2021 at 09:25 AM

Data in this report are provisional and subject to change.

The table below includes the cities and counties of residence for cases in Florida residents based on the patient's ZIP Code. Note that city is not always received as part of the initial notification and may be missing while the case is being investigated.

| City and county | Cases |
|-------------------------------|-------|
| Destin, Okaloosa | 2,013 |
| Labelle, Hendry | 2,006 |
| Avon Park, Highlands | 1,978 |
| Starke, Bradford | 1,977 |
| Mulberry, Polk | 1,971 |
| Seffner, Hillsborough | 1,969 |
| Tavares, Lake | 1,914 |
| Groveland, Lake | 1,834 |
| Summerfield, Marion | 1,834 |
| Lithia, Hillsborough | 1,833 |
| Pinecrest, Dade | 1,812 |
| Yulee, Nassau | 1,807 |
| Maitland, Orange | 1,796 |
| Orange City, Volusia | 1,766 |
| Wauchula, Hardee | 1,717 |
| Sebastian, Indian River | 1,671 |
| Macclenny, Baker | 1,652 |
| Palmetto Bay, Dade | 1,645 |
| Lady Lake, Lake | 1,620 |
| Callahan, Nassau | 1,611 |
| Dania, Broward | 1,596 |
| Homosassa, Citrus | 1,595 |
| Ponte Vedra, St. Johns | 1,586 |
| Mayo, Lafayette | 1,578 |
| Missing, Dade | 1,578 |
| Carol City, Dade | 1,578 |
| Bonifay, Holmes | 1,562 |
| Coconut Grove, Dade | 1,558 |
| Crystal River, Citrus | 1,556 |
| Crossings, Dade | 1,487 |
| Edgewater, Volusia | 1,474 |
| Oldsmar, Pinellas | 1,468 |
| Lake Placid, Highlands | 1,466 |
| Gibsonton, Hillsborough | 1,466 |
| Hobe Sound, Martin | 1,452 |
| Pace, Santa Rosa | 1,432 |
| Florida City, Dade | 1,430 |
| Apollo Beach, Hillsborough | 1,427 |
| Dover, Hillsborough | 1,414 |
| Sun City Center, Hillsborough | 1,402 |
| Debary, Volusia | 1,381 |
| Lake Butler, Union | 1,379 |
| Atlantic Beach, Duval | 1,366 |
| Palm Springs, Palm Beach | 1,353 |
| Dunnellon, Marion | 1,346 |
| Madison, Madison | 1,333 |
| Biscayne Park, Dade | 1,309 |
| Monticello, Jefferson | 1,292 |
| Bellevue, Marion | 1,290 |
| Alachua, Alachua | 1,276 |
| North Palm Beach, Palm Beach | 1,264 |
| Indiantown, Martin | 1,251 |
| Lantana, Palm Beach | 1,243 |
| Graceville, Jackson | 1,234 |
| South Miami, Dade | 1,197 |
| Safety Harbor, Pinellas | 1,179 |
| Century, Escambia | 1,173 |
| Williston, Levy | 1,151 |
| Newberry, Alachua | 1,146 |

COVID-19: characteristics of 2,057,359 Florida resident cases

Data through Apr 6, 2021 verified as of Apr 7, 2021 at 09:25 AM

Data in this report are provisional and subject to change.

The table below includes the cities and counties of residence for cases in Florida residents based on the patient's ZIP Code. Note that city is not always received as part of the initial notification and may be missing while the case is being investigated.

| City and county | Cases |
|--------------------------------|-------|
| Lecanto, Citrus | 1,145 |
| Jensen Beach, Martin | 1,132 |
| Ellenton, Manatee | 1,126 |
| Lauderhill, Broward | 1,103 |
| El Portal, Dade | 1,099 |
| Satellite Beach, Brevard | 1,097 |
| Beverly Hills, Citrus | 1,094 |
| Havana, Gadsden | 1,091 |
| Hilliard, Nassau | 1,067 |
| Freeport, Walton | 1,065 |
| Blountstown, Calhoun | 1,042 |
| Englewood, Charlotte | 1,036 |
| Wilton Manors, Broward | 1,036 |
| Trenton, Gilchrist | 1,030 |
| Wildwood, Sumter | 1,028 |
| Jasper, Hamilton | 1,025 |
| Nokomis, Sarasota | 999 |
| Key Largo, Monroe | 988 |
| Wewahitchka, Gulf | 973 |
| Frostproof, Polk | 965 |
| Hernando, Citrus | 962 |
| Bushnell, Sumter | 960 |
| Keystone Heights, Clay | 958 |
| Sanderson, Baker | 949 |
| Mary Esther, Okaloosa | 933 |
| Lauderdale Lakes, Broward | 933 |
| Fellsmere, Indian River | 929 |
| Polk City, Polk | 926 |
| Medley, Dade | 923 |
| Dunnellon, Citrus | 918 |
| Fisher Island, Dade | 907 |
| Everglades National Park, Dade | 906 |
| Port Saint Joe, Gulf | 895 |
| Shalimar, Okaloosa | 892 |
| Moore Haven, Glades | 867 |
| Marco Island, Collier | 845 |
| Coleman, Sumter | 844 |
| Cocoa Beach, Brevard | 832 |
| Pahokee, Palm Beach | 818 |
| Cross City, Dixie | 817 |
| Bristol, Liberty | 816 |
| South Bay, Palm Beach | 815 |
| Chiefland, Levy | 812 |
| Minneola, Lake | 809 |
| Fort Meade, Polk | 795 |
| Trinity, Pasco | 794 |
| Sorrento, Lake | 788 |
| High Springs, Alachua | 788 |
| Spring Hill, Pasco | 773 |
| Fruitland Park, Lake | 769 |
| Glen Saint Mary, Baker | 766 |
| Indialantic, Brevard | 765 |
| Englewood, Sarasota | 763 |
| Thonotosassa, Hillsborough | 763 |
| Marathon, Monroe | 739 |
| Southwest Ranches, Broward | 731 |
| Chattahoochee, Gadsden | 727 |
| Crescent City, Putnam | 725 |
| Miramar Beach, Walton | 717 |

COVID-19: characteristics of 2,057,359 Florida resident cases

Data through Apr 6, 2021 verified as of Apr 7, 2021 at 09:25 AM

Data in this report are provisional and subject to change.

The table below includes the cities and counties of residence for cases in Florida residents based on the patient's ZIP Code. Note that city is not always received as part of the initial notification and may be missing while the case is being investigated.

| City and county | Cases |
|--------------------------------|-------|
| Interlachen, Putnam | 707 |
| Umatilla, Lake | 705 |
| Olympia Heights, Dade | 704 |
| Uleta, Dade | 701 |
| Fort Myers Beach, Lee | 699 |
| Lake Alfred, Polk | 681 |
| Coral, Dade | 679 |
| Old Town, Dixie | 678 |
| Bowling Green, Hardee | 677 |
| West Melbourne, Brevard | 673 |
| Lawtey, Bradford | 669 |
| Jacksonville, St. Johns | 664 |
| Fort White, Columbia | 651 |
| Neptune Beach, Duval | 645 |
| Weeki Wachee, Hernando | 639 |
| Silver Springs, Marion | 635 |
| South Daytona, Volusia | 623 |
| Palm Beach, Palm Beach | 600 |
| Baker, Okaloosa | 596 |
| Surfside, Dade | 596 |
| Belle Isle, Orange | 595 |
| Bronson, Levy | 590 |
| Clearwater Beach, Pinellas | 585 |
| Gulfport, Pinellas | 580 |
| Bunnell, Flagler | 576 |
| Sneads, Jackson | 554 |
| Jay, Santa Rosa | 545 |
| Rotunda West, Charlotte | 533 |
| Mascotte, Lake | 533 |
| Carrabelle, Franklin | 525 |
| Hawthorne, Alachua | 511 |
| Oxford, Sumter | 509 |
| Oakland, Orange | 499 |
| Cape Canaveral, Brevard | 493 |
| Sweetwater, Dade | 493 |
| Myakka City, Manatee | 492 |
| Cottondale, Jackson | 492 |
| Mims, Brevard | 489 |
| Molino, Escambia | 486 |
| Tavernier, Monroe | 483 |
| Citra, Marion | 482 |
| Melbourne Beach, Brevard | 479 |
| Ocklawaha, Marion | 478 |
| Florida State University, Leon | 477 |
| Zolfo Springs, Hardee | 475 |
| Indian Harbour Beach, Brevard | 471 |
| Midway, Gadsden | 470 |
| Alva, Lee | 466 |
| Youngstown, Bay | 466 |
| Flagler Beach, Flagler | 465 |
| East Palatka, Putnam | 463 |
| Dundee, Polk | 463 |
| Celebration, Osceola | 459 |
| Bal Harbour, Dade | 459 |
| Altha, Calhoun | 441 |
| Bell, Gilchrist | 440 |
| Branford, Suwannee | 432 |
| Webster, Sumter | 425 |
| Missing, Volusia | 418 |

COVID-19: characteristics of 2,057,359 Florida resident cases

Data through Apr 6, 2021 verified as of Apr 7, 2021 at 09:25 AM

Data in this report are provisional and subject to change.

The table below includes the cities and counties of residence for cases in Florida residents based on the patient's ZIP Code. Note that city is not always received as part of the initial notification and may be missing while the case is being investigated.

| City and county | Cases |
|--------------------------------|-------|
| Apalachicola, Franklin | 417 |
| Haverhill, Palm Beach | 401 |
| De Leon Springs, Volusia | 400 |
| Archer, Alachua | 397 |
| Centerville, Leon | 394 |
| Eagle Lake, Polk | 388 |
| Osprey, Sarasota | 380 |
| West Miami, Dade | 375 |
| Hastings, St. Johns | 375 |
| Tequesta, Palm Beach | 373 |
| Floral City, Citrus | 370 |
| Raiford, Union | 366 |
| Holly Hill, Volusia | 363 |
| Grand Ridge, Jackson | 363 |
| Ave Maria, Collier | 358 |
| Chuluota, Seminole | 356 |
| Lake Park, Palm Beach | 354 |
| Missing, Orange | 354 |
| Pierson, Volusia | 351 |
| Grand Island, Lake | 347 |
| Greenville, Madison | 332 |
| Montverde, Lake | 328 |
| Vernon, Washington | 324 |
| Indian Rocks Beach, Pinellas | 323 |
| Gotha, Orange | 320 |
| Malone, Jackson | 317 |
| Satsuma, Putnam | 316 |
| Jennings, Hamilton | 314 |
| Alafaya, Orange | 310 |
| Sebastian, Brevard | 310 |
| Kenneth City, Pinellas | 309 |
| Malabar, Brevard | 308 |
| Bryceville, Nassau | 305 |
| Fort McCoy, Marion | 304 |
| Elkton, St. Johns | 304 |
| Eastpoint, Franklin | 303 |
| Reddick, Marion | 302 |
| Laurel Hill, Okaloosa | 301 |
| Lake Panasoffkee, Sumter | 300 |
| Melrose, Putnam | 298 |
| Westville, Holmes | 295 |
| Valparaiso, Okaloosa | 289 |
| Lehigh, Lee | 288 |
| Winter Park, Seminole | 287 |
| Hallandale Beach, Broward | 285 |
| Belleair, Pinellas | 285 |
| San Antonio, Pasco | 281 |
| O'Brien, Suwannee | 281 |
| Greenwood, Jackson | 278 |
| Geneva, Seminole | 278 |
| Anthony, Marion | 276 |
| Ponce De Leon, Holmes | 273 |
| Greenacres, Palm Beach | 271 |
| Morrison, Levy | 267 |
| South Pasadena, Pinellas | 257 |
| Inlet Beach, Walton | 248 |
| Eglin Air Force Base, Okaloosa | 246 |
| Sanibel, Lee | 245 |
| Fern Park, Seminole | 244 |

COVID-19: characteristics of 2,057,359 Florida resident cases

Data through Apr 6, 2021 verified as of Apr 7, 2021 at 09:25 AM

Data in this report are provisional and subject to change.

The table below includes the cities and counties of residence for cases in Florida residents based on the patient's ZIP Code. Note that city is not always received as part of the initial notification and may be missing while the case is being investigated.

| City and county | Cases |
|----------------------------------|-------|
| Kindred, Osceola | 243 |
| Fountain, Bay | 242 |
| University Of Central Fl, Orange | 237 |
| Lee, Madison | 237 |
| Edgewood, Orange | 236 |
| White Springs, Hamilton | 235 |
| Weirsdale, Marion | 234 |
| Longboat Key, Manatee | 232 |
| Southport, Bay | 232 |
| Saint James City, Lee | 228 |
| Islamorada, Monroe | 227 |
| Hosford, Liberty | 225 |
| Gretna, Gadsden | 221 |
| Wellborn, Suwannee | 215 |
| Astatula, Lake | 214 |
| Poinciana, Polk | 213 |
| Holt, Okaloosa | 211 |
| Mcdavid, Escambia | 210 |
| Lakewood Ranch, Manatee | 209 |
| Madeira Beach, Pinellas | 205 |
| Holmes Beach, Manatee | 205 |
| Howey-In-The-Hills, Lake | 202 |
| Juno Beach, Palm Beach | 200 |
| Bay Harbor Islands, Dade | 198 |
| Babson Park, Polk | 196 |
| Micanopy, Alachua | 195 |
| Atlantis, Palm Beach | 192 |
| Altoona, Lake | 191 |
| Mcalpin, Suwannee | 189 |
| Sopchoppy, Wakulla | 189 |
| Lauderdale By The Sea, Broward | 189 |
| Azalea Park, Orange | 189 |
| Lake Helen, Volusia | 187 |
| Alford, Jackson | 187 |
| The Villages, Marion | 184 |
| Zellwood, Orange | 184 |
| Cutler Bay, Dade | 179 |
| Center Hill, Sumter | 178 |
| The Villages, Lake | 178 |
| Odessa, Pasco | 175 |
| Summerland Key, Monroe | 173 |
| Osteen, Volusia | 172 |
| Viera, Brevard | 171 |
| Mangonia Park, Palm Beach | 169 |
| University Of Miami, Dade | 165 |
| Hypoluxo, Palm Beach | 165 |
| Bokeelia, Lee | 162 |
| Golden Beach, Dade | 162 |
| Caryville, Washington | 161 |
| Pomona Park, Putnam | 160 |
| University Of Fl, Alachua | 156 |
| Ponce Inlet, Volusia | 155 |
| Rocky Point, Hillsborough | 155 |
| Grant-Valkaria, Brevard | 154 |
| Oak Hill, Volusia | 154 |
| Lutz, Pasco | 154 |
| Lockhart, Orange | 152 |
| Bay Lake, Orange | 149 |
| Citrus Springs, Citrus | 147 |

COVID-19: characteristics of 2,057,359 Florida resident cases

Data through Apr 6, 2021 verified as of Apr 7, 2021 at 09:25 AM

Data in this report are provisional and subject to change.

The table below includes the cities and counties of residence for cases in Florida residents based on the patient's ZIP Code. Note that city is not always received as part of the initial notification and may be missing while the case is being investigated.

| City and county | Cases |
|---|-------|
| Paisley, Lake | 147 |
| Sumterville, Sumter | 147 |
| Big Pine Key, Monroe | 146 |
| Hollister, Putnam | 146 |
| Hiawassee, Orange | 144 |
| Missing, Lee | 142 |
| Clair-Mel City, Hillsborough | 139 |
| Carrollwood, Hillsborough | 138 |
| Lady Lake, Sumter | 137 |
| Inglis, Levy | 133 |
| Cloud Lake, Palm Beach | 130 |
| San Mateo, Putnam | 129 |
| Kendall, Dade | 128 |
| Christmas, Orange | 128 |
| Baldwin, Duval | 128 |
| Hampton, Bradford | 126 |
| Lake Hamilton, Polk | 125 |
| Steinhatchee, Taylor | 125 |
| Apopka, Seminole | 125 |
| West Park, Broward | 125 |
| Clarksville, Calhoun | 124 |
| Matlacha, Lee | 122 |
| University Of Central Florida, Orange | 121 |
| Buena Ventura Lakes, Osceola | 118 |
| Belleair Beach, Pinellas | 117 |
| Placida, Charlotte | 116 |
| Tierra Verde, Pinellas | 115 |
| Lighthouse Point, Broward | 114 |
| Missing, St. Johns | 110 |
| Temple Terrace, Hillsborough | 110 |
| Callaway, Bay | 109 |
| Missing, Pinellas | 109 |
| Seville, Volusia | 108 |
| Barry University, Dade | 108 |
| Saint Leo, Pasco | 108 |
| Harmony, Osceola | 106 |
| Panacea, Wakulla | 106 |
| Dania Beach, Broward | 105 |
| Astor, Lake | 104 |
| Cedar Key, Levy | 103 |
| Hurlburt Field, Okaloosa | 103 |
| Lamont, Jefferson | 102 |
| Dinsmore, Duval | 102 |
| City Of Sunrise, Broward | 102 |
| Missing, Sumter | 102 |
| Canal Point, Palm Beach | 101 |
| Brooker, Bradford | 101 |
| Bradenton Beach, Manatee | 100 |
| Sunny Isles Beach, Dade | 99 |
| South Fort Myers, Lee | 98 |
| Fruit Cove, St. Johns | 97 |
| Barefoot Bay, Brevard | 97 |
| Bascom, Jackson | 96 |
| Waldo, Alachua | 95 |
| Florida Gulf Coast Univ, Lee | 95 |
| Florahome, Putnam | 95 |
| Tyndall Air Force Base, Bay | 95 |
| Kathleen, Polk | 95 |
| University Of South Florida, Hillsborough | 94 |

COVID-19: characteristics of 2,057,359 Florida resident cases

Data through Apr 6, 2021 verified as of Apr 7, 2021 at 09:25 AM

Data in this report are provisional and subject to change.

The table below includes the cities and counties of residence for cases in Florida residents based on the patient's ZIP Code. Note that city is not always received as part of the initial notification and may be missing while the case is being investigated.

| City and county | Cases |
|-----------------------------------|-------|
| Crystal Beach, Pinellas | 90 |
| Pinetta, Madison | 90 |
| Maitland, Seminole | 90 |
| Lorida, Highlands | 86 |
| Missing, Marion | 84 |
| Fort Denaud, Hendry | 82 |
| F M, Lee | 81 |
| Ocean Ridge, Palm Beach | 80 |
| Princeton, Dade | 80 |
| Yalaha, Lake | 79 |
| Missing, Lake | 78 |
| Boca Grande, Lee | 77 |
| Missing, St. Lucie | 77 |
| Saint Pete Beach, Pinellas | 77 |
| Welaka, Putnam | 76 |
| Eatonville, Orange | 76 |
| Patrick Air Force Base, Brevard | 75 |
| Palma Ceia, Hillsborough | 74 |
| Avon Park, Polk | 73 |
| Campbellton, Jackson | 72 |
| Cudjoe Key, Monroe | 70 |
| North Venice, Sarasota | 70 |
| Air Mail Facility, Dade | 69 |
| Ochopee, Collier | 69 |
| Greensboro, Gadsden | 66 |
| Anna Maria, Manatee | 65 |
| Missing, Duval | 64 |
| Stock Island, Monroe | 64 |
| Missing, Pasco | 62 |
| Reunion, Osceola | 62 |
| Miami Springs, Dade | 61 |
| Missing, Palm Beach | 61 |
| Mexico Beach, Bay | 60 |
| Northdale, Hillsborough | 60 |
| Treasure Island, Pinellas | 60 |
| Destin, Walton | 59 |
| Georgetown, Putnam | 59 |
| North Redington Beach, Pinellas | 59 |
| Bonita Beach, Lee | 59 |
| Micco, Brevard | 58 |
| Orlando, Seminole | 58 |
| Felda, Hendry | 58 |
| Bellview, Escambia | 57 |
| Duette, Manatee | 57 |
| Okahumpka, Lake | 55 |
| Missing, Santa Rosa | 54 |
| Miami, Unknown | 54 |
| Miromar Lakes, Lee | 54 |
| University Of Tampa, Hillsborough | 54 |
| Walnut Hill, Escambia | 53 |
| Ona, Hardee | 53 |
| Lake Suzy, Desoto | 53 |
| Heathrow, Seminole | 52 |
| Orlando, Dade | 52 |
| Enterprise, Volusia | 52 |
| Singer Island, Palm Beach | 52 |
| Town N Country, Hillsborough | 50 |
| Palm Beach Shores, Palm Beach | 49 |
| Salt Springs, Marion | 49 |

COVID-19: characteristics of 2,057,359 Florida resident cases

Data through Apr 6, 2021 verified as of Apr 7, 2021 at 09:25 AM

Data in this report are provisional and subject to change.

The table below includes the cities and counties of residence for cases in Florida residents based on the patient's ZIP Code. Note that city is not always received as part of the initial notification and may be missing while the case is being investigated.

| City and county | Cases |
|-----------------------------------|-------|
| Aloma, Orange | 49 |
| Terra Ceia, Manatee | 48 |
| Intercession City, Osceola | 48 |
| Green Acres, Palm Beach | 47 |
| Cinco Bayou, Okaloosa | 47 |
| Highland City, Polk | 45 |
| Orlando, Osceola | 45 |
| Sewalls Point, Martin | 45 |
| Florida International Univ, Dade | 45 |
| Florence Villa, Polk | 45 |
| Waverly, Polk | 44 |
| Ebro, Washington | 43 |
| Manalapan, Palm Beach | 43 |
| Missing, Broward | 43 |
| Kenansville, Osceola | 43 |
| Eaton Park, Polk | 43 |
| Naranja, Dade | 43 |
| Gulf Breeze, Escambia | 43 |
| Key Colony Beach, Monroe | 43 |
| Lacoochee, Pasco | 42 |
| Bayonet Point, Pasco | 42 |
| Village Wellington, Palm Beach | 42 |
| Village Of Wellington, Palm Beach | 42 |
| Miami, Broward | 41 |
| Stetson University, Volusia | 41 |
| Saint Johns, Duval | 40 |
| Cortez, Manatee | 40 |
| Orlando, Broward | 38 |
| Orlando, Volusia | 37 |
| Florida A And M University, Leon | 37 |
| Ponte Vedra, Duval | 37 |
| Miami Shores, Dade | 37 |
| Tice, Lee | 36 |
| Hialeah Gardens, Dade | 36 |
| Missing, Hillsborough | 36 |
| Lakeshore, Polk | 36 |
| Pasadena, Pinellas | 36 |
| Orlando, Polk | 35 |
| Bay Pines, Pinellas | 35 |
| North Bay Village, Dade | 35 |
| Highland Beach, Palm Beach | 35 |
| Siesta Key, Sarasota | 34 |
| Flemington, Marion | 34 |
| Bonaventure, Broward | 34 |
| Eloise, Polk | 33 |
| Lulu, Columbia | 33 |
| Missing, Seminole | 33 |
| Univ Of FI Student Dorms, Alachua | 33 |
| Dowling Park, Suwannee | 33 |
| Hallandale Beach, Broward | 33 |
| Palm Shores, Brevard | 33 |
| Ridge Manor, Pasco | 33 |
| Homeland, Polk | 33 |
| Lealman, Pinellas | 32 |
| Bayshore Gardens, Manatee | 32 |
| Davenport, Osceola | 32 |
| Wekiva Springs, Seminole | 32 |
| Bagdad, Santa Rosa | 32 |
| Venus, Highlands | 32 |

COVID-19: characteristics of 2,057,359 Florida resident cases

Data through Apr 6, 2021 verified as of Apr 7, 2021 at 09:25 AM

Data in this report are provisional and subject to change.

The table below includes the cities and counties of residence for cases in Florida residents based on the patient's ZIP Code. Note that city is not always received as part of the initial notification and may be missing while the case is being investigated.

| City and county | Cases |
|------------------------------------|-------|
| Poinciana, Osceola | 31 |
| Westlake, Palm Beach | 31 |
| Penney Farms, Clay | 30 |
| City Of Westlake, Palm Beach | 30 |
| Alturas, Polk | 30 |
| Kinard, Calhoun | 30 |
| Pine Hills, Orange | 30 |
| Jupiter, Martin | 30 |
| Nocatee, Desoto | 30 |
| Mcintosh, Marion | 30 |
| South Palm Beach, Palm Beach | 30 |
| Sugarloaf Key, Monroe | 29 |
| Saint Marks, Wakulla | 29 |
| Bonita Springs, Collier | 29 |
| Horseshoe Beach, Dixie | 28 |
| Chokoloskee, Collier | 28 |
| Pensacola Beach, Santa Rosa | 28 |
| Little Torch Key, Monroe | 28 |
| Indian Lake Estates, Polk | 28 |
| Orlando, Hillsborough | 28 |
| Westchase, Hillsborough | 28 |
| Homosassa Springs, Citrus | 27 |
| Florida State, Leon | 27 |
| Caryville, Holmes | 27 |
| Palmdale, Glades | 26 |
| Long Key, Monroe | 26 |
| Bradley, Polk | 26 |
| Pembroke Park, Broward | 26 |
| Missing, Manatee | 26 |
| Fort Lauderdale, Dade | 26 |
| Missing, Monroe | 25 |
| New Smyrna, Volusia | 25 |
| Earleton, Alachua | 25 |
| Orange Lake, Marion | 25 |
| Tangerine, Orange | 25 |
| Archer, Levy | 25 |
| South Miami Heights, Dade | 25 |
| Sydney, Hillsborough | 24 |
| Labelle, Glades | 24 |
| Hawthorne, Putnam | 24 |
| Missing, Indian River | 24 |
| Pine Castle, Orange | 24 |
| Missing, Escambia | 24 |
| Santa Fe, Alachua | 24 |
| Goulds, Dade | 24 |
| Balm, Hillsborough | 23 |
| Missing, Brevard | 23 |
| Paxton, Walton | 23 |
| Wekiwa Springs, Seminole | 23 |
| Yankeetown, Levy | 23 |
| Wausau, Washington | 22 |
| Plymouth, Orange | 22 |
| Loughman, Polk | 22 |
| Bostwick, Putnam | 22 |
| Florida Dept Of Corrections, Union | 22 |
| Sparr, Marion | 22 |
| Citrus Ridge, Indian River | 22 |
| Crystal Springs, Pasco | 22 |
| Kissimmee, Orange | 22 |

COVID-19: characteristics of 2,057,359 Florida resident cases

Data through Apr 6, 2021 verified as of Apr 7, 2021 at 09:25 AM

Data in this report are provisional and subject to change.

The table below includes the cities and counties of residence for cases in Florida residents based on the patient's ZIP Code. Note that city is not always received as part of the initial notification and may be missing while the case is being investigated.

| City and county | Cases |
|--|-------|
| La Crosse, Alachua | 22 |
| Laud-By-The-Sea, Broward | 22 |
| Tioga, Alachua | 22 |
| Wabasso, Indian River | 22 |
| Missing, Citrus | 22 |
| Sun City, Hillsborough | 21 |
| Florida International University, Dade | 21 |
| Perdido Key, Escambia | 21 |
| Missing, Okaloosa | 21 |
| Everglades City, Collier | 21 |
| Bonifay, Washington | 21 |
| Fort Ogden, Desoto | 20 |
| Redington Shores, Pinellas | 20 |
| Mango, Hillsborough | 20 |
| Union Park, Orange | 20 |
| Mexico Beach, Gulf | 20 |
| Indian River Shores, Indian River | 20 |
| Branford, Lafayette | 20 |
| Boca Raton, Broward | 20 |
| High Springs, Gilchrist | 19 |
| Babcock Ranch, Lee | 19 |
| Lake Buena Vista, Orange | 19 |
| Candler, Marion | 19 |
| Parker, Bay | 19 |
| Ramrod Key, Monroe | 19 |
| Lowell, Marion | 19 |
| Champions Gate, Polk | 19 |
| Orlando, Palm Beach | 19 |
| Wildlight, Nassau | 19 |
| Forest City, Orange | 18 |
| Jensen Beach, St. Lucie | 18 |
| Missing, Collier | 18 |
| Trenton, Levy | 18 |
| Hollywood, Dade | 18 |
| Gulf Stream, Palm Beach | 18 |
| Goodland, Collier | 18 |
| Maxville, Duval | 18 |
| Nalcrest, Polk | 18 |
| Tallevast, Manatee | 17 |
| Webster, Hernando | 17 |
| Missing, Martin | 17 |
| Nichols, Polk | 17 |
| Graceville, Holmes | 17 |
| Buckingham, Lee | 17 |
| Brooksville, Pasco | 17 |
| Trilby, Pasco | 17 |
| Wewahitchka, Calhoun | 16 |
| Daytona Beach Shores, Volusia | 16 |
| Woodville, Leon | 16 |
| Otter Creek, Levy | 16 |
| Golden Oak, Orange | 16 |
| Jacksonville, Unknown | 16 |
| Johns Pass Village, Pinellas | 16 |
| West Panama City Beach, Bay | 16 |
| Suwannee, Dixie | 16 |
| Mount Dora, Orange | 16 |
| Shady Hills, Pasco | 16 |
| Hernando Beach, Hernando | 16 |
| Hutchinson Island, St. Lucie | 16 |

COVID-19: characteristics of 2,057,359 Florida resident cases

Data through Apr 6, 2021 verified as of Apr 7, 2021 at 09:25 AM

Data in this report are provisional and subject to change.

The table below includes the cities and counties of residence for cases in Florida residents based on the patient's ZIP Code. Note that city is not always received as part of the initial notification and may be missing while the case is being investigated.

| City and county | Cases |
|--------------------------------|-------|
| Gulf Hammock, Levy | 16 |
| Florida State Univ Admin, Leon | 15 |
| White Springs, Columbia | 15 |
| Lakewood Ranch, Sarasota | 15 |
| Missing, Bay | 15 |
| Hillsboro Beach, Broward | 15 |
| Braden River, Manatee | 15 |
| Belleair Bluffs, Pinellas | 15 |
| Eau Gallie, Brevard | 15 |
| Lake Monroe, Seminole | 15 |
| Orlando, Lake | 15 |
| Orlando, Pinellas | 15 |
| Lake City, Suwannee | 15 |
| Winter Garden, Lake | 15 |
| Murdock, Charlotte | 14 |
| Saint Lucie West, St. Lucie | 14 |
| Watersound, Walton | 14 |
| Graham, Bradford | 14 |
| Village Of Palmetto Bay, Dade | 14 |
| Wahneta, Polk | 14 |
| Laurel Hill, Walton | 14 |
| Indian Creek Village, Dade | 14 |
| Copeland, Collier | 14 |
| Gonzalez, Escambia | 13 |
| Kingsley Lake, Bradford | 13 |
| Steinhatchee, Dixie | 13 |
| Roseland, Indian River | 13 |
| Mount Plymouth, Lake | 13 |
| Choctaw Beach, Okaloosa | 13 |
| Long Boat Key, Manatee | 13 |
| Orlando, Brevard | 13 |
| Saint George Island, Franklin | 13 |
| Deer Island, Lake | 13 |
| Fort Charlotte, Charlotte | 13 |
| Hialeah, Unknown | 12 |
| East Lake, Marion | 12 |
| Alys Beach, Bay | 12 |
| Unknown, Dade | 12 |
| Orlando, Unknown | 12 |
| Missing, Putnam | 12 |
| Holder, Citrus | 12 |
| Durant, Hillsborough | 12 |
| Los Angeles, Dade | 12 |
| Pensacola Beach, Escambia | 12 |
| Rosemary Beach, Walton | 12 |
| Ozona, Pinellas | 11 |
| Cypress, Jackson | 11 |
| Umatilla, Marion | 11 |
| Naples, Lee | 11 |
| Babcock Ranch, Charlotte | 11 |
| Dade City, Hernando | 11 |
| Citrus Hills, Citrus | 11 |
| Leisure City, Dade | 11 |
| Greenville, Taylor | 11 |
| Missing, Unknown | 11 |
| Virginia Gardens, Dade | 11 |
| Deerfield Beach, Palm Beach | 11 |
| Captiva, Lee | 11 |
| Miami Gardens, Broward | 11 |

COVID-19: characteristics of 2,057,359 Florida resident cases

Data through Apr 6, 2021 verified as of Apr 7, 2021 at 09:25 AM

Data in this report are provisional and subject to change.

The table below includes the cities and counties of residence for cases in Florida residents based on the patient's ZIP Code. Note that city is not always received as part of the initial notification and may be missing while the case is being investigated.

| City and county | Cases |
|----------------------------------|-------|
| Lake Como, Putnam | 10 |
| Missing, Polk | 10 |
| University Park, Manatee | 10 |
| Grandin, Putnam | 10 |
| Telogia, Liberty | 10 |
| Missing, Taylor | 10 |
| Gibsonia, Polk | 10 |
| Redington Beach, Pinellas | 10 |
| Seacrest, Walton | 10 |
| Passport, Unknown | 10 |
| Elfers, Pasco | 10 |
| Briny Breezes, Palm Beach | 10 |
| Orlando, Duval | 10 |
| Orlando, Leon | 10 |
| Perrine, Dade | 10 |
| Forest City, Seminole | 10 |
| Haines Creek, Lake | 10 |
| Missing, Nassau | 10 |
| Lamont, Madison | 9 |
| Lloyd, Jefferson | 9 |
| Rubonia, Manatee | 9 |
| Saint Augustine, Duval | 9 |
| West Delray Beach, Palm Beach | 9 |
| Basinger, Okeechobee | 9 |
| Grant Valkaria, Brevard | 9 |
| Nobleton, Hernando | 9 |
| Fanning Springs, Gilchrist | 9 |
| Day, Lafayette | 9 |
| Hialeah, Broward | 9 |
| Innovation, Pasco | 9 |
| Barberville, Volusia | 9 |
| Cottdendale, Washington | 9 |
| Scottsmoor, Brevard | 9 |
| Sea Ranch Lakes, Broward | 9 |
| Palma Sola, Manatee | 9 |
| Beverly Beach, Flagler | 9 |
| Saint Augustine Beach, St. Johns | 9 |
| Putnam Hall, Putnam | 9 |
| Ferndale, Lake | 9 |
| Fairfield, Marion | 8 |
| Fort Walton Beach, Unknown | 8 |
| Cross Creek, Alachua | 8 |
| Indian Shores, Pinellas | 8 |
| Palm City, St. Lucie | 8 |
| Seybold, Dade | 8 |
| Holt, Santa Rosa | 8 |
| White City, Gulf | 8 |
| Worthington Springs, Union | 8 |
| Pine Ridge, Citrus | 8 |
| Missing, Sarasota | 8 |
| Goldenrod, Seminole | 8 |
| Jerome, Collier | 8 |
| Ponce De Leon, Walton | 8 |
| Evinston, Alachua | 8 |
| Orange Springs, Marion | 8 |
| Salem, Taylor | 8 |
| Keystone Heights, Bradford | 8 |
| Ybor City, Hillsborough | 8 |
| Orlando, Pasco | 7 |

COVID-19: characteristics of 2,057,359 Florida resident cases

Data through Apr 6, 2021 verified as of Apr 7, 2021 at 09:25 AM

Data in this report are provisional and subject to change.

The table below includes the cities and counties of residence for cases in Florida residents based on the patient's ZIP Code. Note that city is not always received as part of the initial notification and may be missing while the case is being investigated.

| City and county | Cases |
|--|-------|
| Longboat Key, Sarasota | 7 |
| Fernandina, Nassau | 7 |
| Missing, Flagler | 7 |
| Anastasia Island, St. Johns | 7 |
| Port Saint John, Brevard | 7 |
| Orange Park, Duval | 7 |
| Missing, Clay | 7 |
| Switzerland, St. Johns | 7 |
| Maitland, Volusia | 7 |
| Aripeka, Pasco | 7 |
| Valkaria, Brevard | 7 |
| Orlando, Alachua | 7 |
| Quail Heights, Dade | 7 |
| River Ranch, Polk | 7 |
| Okeechobee, Glades | 7 |
| Niceville, Walton | 7 |
| Fort Lauderdale, Unknown | 7 |
| Punta Gorda, Lee | 6 |
| Deland, Lake | 6 |
| Orlando, Flagler | 6 |
| Orlando, Marion | 6 |
| Sunny Hills, Washington | 6 |
| Shady Grove, Taylor | 6 |
| Missing, Walton | 6 |
| Labelle, Lee | 6 |
| Ridge Manor Estates, Sumter | 6 |
| Maitland, Hillsborough | 6 |
| Winter Park, Polk | 6 |
| Winderemere, Orange | 6 |
| Grove City, Charlotte | 6 |
| Coco River, Collier | 6 |
| Eglin, Okaloosa | 6 |
| Bruce, Holmes | 6 |
| East Rockland Key, Monroe | 6 |
| Mayport Naval Station, Duval | 6 |
| Lake Butler, Bradford | 6 |
| Bradenton, Sarasota | 6 |
| Inglis, Citrus | 6 |
| Maitland, Osceola | 6 |
| Weirsdale, Lake | 6 |
| Morriston, Marion | 6 |
| Missing, Osceola | 6 |
| Duck Key, Monroe | 6 |
| Newberry, Gilchrist | 6 |
| Orchid, Indian River | 6 |
| Pensacola, Unknown | 6 |
| Miccosukee, Leon | 6 |
| Glenwood, Volusia | 6 |
| Clarcona, Orange | 5 |
| Okeechobee, Osceola | 5 |
| Psl, Unknown | 5 |
| Pompano Beach, Unknown | 5 |
| San Carlos Park, Lee | 5 |
| University Of Central Fl, Hillsborough | 5 |
| Bayou George, Bay | 5 |
| Boynton Beach, Broward | 5 |
| Miramar, Dade | 5 |
| Miami Gardens, Unknown | 5 |
| Kissimmee, Unknown | 5 |

COVID-19: characteristics of 2,057,359 Florida resident cases

Data through Apr 6, 2021 verified as of Apr 7, 2021 at 09:25 AM

Data in this report are provisional and subject to change.

The table below includes the cities and counties of residence for cases in Florida residents based on the patient's ZIP Code. Note that city is not always received as part of the initial notification and may be missing while the case is being investigated.

| City and county | Cases |
|---------------------------------------|-------|
| Fort Lauderdale, Palm Beach | 5 |
| Jacksonville Naval Air Station, Duval | 5 |
| Wakulla Springs, Wakulla | 5 |
| Oneco, Manatee | 5 |
| Orlando, Manatee | 5 |
| Pompano Beach, Palm Beach | 5 |
| N/A, Unknown | 5 |
| Ocoee, Lake | 5 |
| Okeechobee, Martin | 5 |
| Missing, Alachua | 5 |
| Miami Beach, Unknown | 5 |
| Alys Beach, Walton | 5 |
| Point Washington, Walton | 5 |
| University Of Central FI, Martin | 5 |
| Williston, Marion | 5 |
| Ebro, Bay | 5 |
| Lake Worth, Broward | 5 |
| Westchester, Dade | 5 |
| Mid Florida, Seminole | 5 |
| Ocean Breeze, Martin | 5 |
| Port Salerno, Martin | 5 |
| Missing, Columbia | 5 |
| Missing, Highlands | 5 |
| Missing, Leon | 5 |
| Missing, Hernando | 5 |
| Milton, Escambia | 5 |
| Mayport, Duval | 5 |
| Inlet Beach, Bay | 5 |
| Pass, Unknown | 5 |
| Stuart, St. Lucie | 5 |
| Miami, Palm Beach | 5 |
| Live Oak, Madison | 4 |
| Loxahatchee Groves, Palm Beach | 4 |
| West Bradenton, Manatee | 4 |
| Port Charlotte, Unknown | 4 |
| Greenville, Jefferson | 4 |
| Marina Del Rey, Dade | 4 |
| Oklawaha, Marion | 4 |
| Glen Ridge, Palm Beach | 4 |
| Coconut Creek, Palm Beach | 4 |
| Pensacola, Santa Rosa | 4 |
| Orem, Palm Beach | 4 |
| Margate, Unknown | 4 |
| Melrose, Bradford | 4 |
| Los Angeles, Broward | 4 |
| Highland Park, Polk | 4 |
| Jacksonville, Dade | 4 |
| Sandestin, Walton | 4 |
| Seacrest, Bay | 4 |
| Pompano Beach, Dade | 4 |
| Bella Collina, Lake | 4 |
| Bonnie, Dade | 4 |
| Delray Beach, Broward | 4 |
| El Jobean, Charlotte | 4 |
| Marathon Shores, Monroe | 4 |
| Naples, Unknown | 4 |
| High Springs, Columbia | 4 |
| Hinsdale, Manatee | 4 |
| Jonesville, Alachua | 4 |

COVID-19: characteristics of 2,057,359 Florida resident cases

Data through Apr 6, 2021 verified as of Apr 7, 2021 at 09:25 AM

Data in this report are provisional and subject to change.

The table below includes the cities and counties of residence for cases in Florida residents based on the patient's ZIP Code. Note that city is not always received as part of the initial notification and may be missing while the case is being investigated.

| City and county | Cases |
|------------------------------------|-------|
| International Service Center, Dade | 4 |
| Indian Rock Beach, Pinellas | 4 |
| Island Grove, Alachua | 4 |
| Hollywood, Unknown | 4 |
| Bowling Green, Polk | 4 |
| Cypress Gardens, Polk | 4 |
| Branford, Gilchrist | 4 |
| Cape Haze, Charlotte | 4 |
| Clewiston, Palm Beach | 4 |
| Conch Key, Monroe | 4 |
| Lazy Lake, Broward | 4 |
| Lamont, Taylor | 4 |
| Sugarloaf, Monroe | 4 |
| Wacissa, Jefferson | 4 |
| Westville, Walton | 3 |
| Pembroke Lakes, Broward | 3 |
| Orlo Vista, Orange | 3 |
| Milligan, Okaloosa | 3 |
| Land O Lakes, Hillsborough | 3 |
| Lady Lake, Marion | 3 |
| Jacksonville , Duval | 3 |
| Fisher Island, Unknown | 3 |
| Homeless, Hillsborough | 3 |
| Bay Harbor Islands, Unknown | 3 |
| Brooklyn, Broward | 3 |
| Ft Pierce, St. Lucie | 3 |
| Chicago, Lee | 3 |
| Coraopolis, Citrus | 3 |
| Champions Gate, Osceola | 3 |
| Bristol, Calhoun | 3 |
| Jacksonville, Alachua | 3 |
| Sorrento, Orange | 3 |
| Stuart, Palm Beach | 3 |
| North Fort Myers, Charlotte | 3 |
| Crestview, Walton | 3 |
| Cross Key, Monroe | 3 |
| Cape San Blas, Gulf | 3 |
| Apopka, Lake | 3 |
| Green Cove Springs, Duval | 3 |
| Fernandina Beach, Duval | 3 |
| Fpo, Duval | 3 |
| Mayport Naval Housing, Duval | 3 |
| Monticello, Madison | 3 |
| Plantation Key, Monroe | 3 |
| Samoset, Manatee | 3 |
| San Fernando, Unknown | 3 |
| Vernon, Bay | 3 |
| Julington Creek, St. Johns | 3 |
| Jupiter Island, Martin | 3 |
| Kathleen, Pasco | 3 |
| Miramar, Unknown | 3 |
| Marco Island, Lee | 3 |
| Alford, Washington | 3 |
| Altamonte Springs, Orange | 3 |
| Pass-A-Grille, Pinellas | 3 |
| Pembroke Pines, Unknown | 3 |
| Ocean Reef Club, Monroe | 3 |
| Vero Beach, St. Lucie | 3 |
| Winter Park, Volusia | 3 |

COVID-19: characteristics of 2,057,359 Florida resident cases

Data through Apr 6, 2021 verified as of Apr 7, 2021 at 09:25 AM

Data in this report are provisional and subject to change.

The table below includes the cities and counties of residence for cases in Florida residents based on the patient's ZIP Code. Note that city is not always received as part of the initial notification and may be missing while the case is being investigated.

| City and county | Cases |
|--|-------|
| Inverness, Polk | 3 |
| Pass, Dade | 3 |
| Vero Beach, Brevard | 3 |
| Pp, Dade | 3 |
| Pp, Unknown | 3 |
| Wimauma, Manatee | 3 |
| Woodside, Broward | 3 |
| Brewton, Escambia | 3 |
| Apopka, Broward | 3 |
| Lake Harbor, Palm Beach | 3 |
| Lanark Village, Franklin | 3 |
| Maitland, Polk | 3 |
| Miami Shores, Broward | 3 |
| Tampa Palms, Hillsborough | 3 |
| Pineland, Lee | 3 |
| Winter Garden, Seminole | 3 |
| Tarpon Springs, Pasco | 3 |
| Tampa, Pinellas | 3 |
| Ludlam, Dade | 3 |
| Laurel, Sarasota | 3 |
| Jacksonville, Clay | 3 |
| Clermont, Orange | 3 |
| Clermont, Polk | 3 |
| Port Saint Lucie, Martin | 3 |
| Saint Augusaintine Beach, St. Johns | 3 |
| Palm Coast, Volusia | 3 |
| Missing, Jackson | 3 |
| West Palm Beach, Broward | 3 |
| Wildwood, Marion | 3 |
| Village Of Golf, Palm Beach | 3 |
| Saint Petersburg, Hillsborough | 3 |
| Loxahatchee, Broward | 3 |
| Miami, Orange | 3 |
| Lynbrook, Broward | 3 |
| Lake Geneva, Clay | 3 |
| Lake City, Duval | 3 |
| Lakeland, Hillsborough | 3 |
| Hallandale Beach, Unknown | 3 |
| Immokalee, Lee | 3 |
| Fort Myers, Unknown | 3 |
| Bradington, Manatee | 3 |
| Blountstown, Liberty | 3 |
| Blountstown, Jackson | 2 |
| Alligator Point, Franklin | 2 |
| Coconut Creek, Unknown | 2 |
| Crawfordville, Leon | 2 |
| Daytona Beach, Unknown | 2 |
| Eatonville, Lake | 2 |
| Hallandale Beach, Dade | 2 |
| Lutz, Pinellas | 2 |
| Los Angeles, Okaloosa | 2 |
| Louisville, Manatee | 2 |
| Lawtey, Union | 2 |
| Seven Springs, Pasco | 2 |
| University Of Central Florida, Brevard | 2 |
| Upper Key Largo, Monroe | 2 |
| West Villages, Sarasota | 2 |
| Zellwood, Lake | 2 |
| Mount Pleasant, Gadsden | 2 |

COVID-19: characteristics of 2,057,359 Florida resident cases

Data through Apr 6, 2021 verified as of Apr 7, 2021 at 09:25 AM

Data in this report are provisional and subject to change.

The table below includes the cities and counties of residence for cases in Florida residents based on the patient's ZIP Code. Note that city is not always received as part of the initial notification and may be missing while the case is being investigated.

| City and county | Cases |
|---|-------|
| None, Dade | 2 |
| Navarre, Okaloosa | 2 |
| Phoenix, Lake | 2 |
| Bronx, Seminole | 2 |
| Doctors Inlet, Clay | 2 |
| Bonifay, Jackson | 2 |
| Bonnie, Duval | 2 |
| Bonnie, Sarasota | 2 |
| Fort Myers, Collier | 2 |
| Fort Pierce, Martin | 2 |
| Lake Helen, Orange | 2 |
| Lecanto, Marion | 2 |
| Maitland, Leon | 2 |
| Winter Park, Leon | 2 |
| Weston, Dade | 2 |
| West Palm Beach, Dade | 2 |
| Palm Springs North, Dade | 2 |
| Redland, Dade | 2 |
| Melrose, Alachua | 2 |
| Olustee, Baker | 2 |
| Orlando, Santa Rosa | 2 |
| Orlando, Charlotte | 2 |
| Maitland, Lake | 2 |
| Hialeah Lakes, Dade | 2 |
| Hialeah, Orange | 2 |
| Jan Phyl Village, Polk | 2 |
| Moore Haven, Hendry | 2 |
| Naples, Broward | 2 |
| Cassadaga, Volusia | 2 |
| Fort Walton Beach, Walton | 2 |
| Duke Field Air Force Station, Okaloosa | 2 |
| Dunnellon, Levy | 2 |
| Yalhala, Lake | 2 |
| University Of Central Florida, Palm Beach | 2 |
| University Of Central Florida, Pinellas | 2 |
| Provo, Broward | 2 |
| Portland, Unknown | 2 |
| Sumatra, Liberty | 2 |
| University Of Central Florida, Broward | 2 |
| Saint Teresa, Wakulla | 2 |
| West Point, Lee | 2 |
| Orlando, Okaloosa | 2 |
| Maitland, Pasco | 2 |
| Madison, Unknown | 2 |
| Ocala, Unknown | 2 |
| North Miami, Broward | 2 |
| Miamt, Dade | 2 |
| Florida Power & Light Co, Dade | 2 |
| Amelia City, Nassau | 2 |
| Apopka, Unknown | 2 |
| Alligator Point, Wakulla | 2 |
| ChIPLEY, Jackson | 2 |
| Winter Springs, Orange | 2 |
| Windermere, Hillsborough | 2 |
| Venice, Dade | 2 |
| West Palm Beach, Unknown | 2 |
| Orlando, Escambia | 2 |
| Okeechobee, Highlands | 2 |
| Pompano Beach, Osceola | 2 |

COVID-19: characteristics of 2,057,359 Florida resident cases

Data through Apr 6, 2021 verified as of Apr 7, 2021 at 09:25 AM

Data in this report are provisional and subject to change.

The table below includes the cities and counties of residence for cases in Florida residents based on the patient's ZIP Code. Note that city is not always received as part of the initial notification and may be missing while the case is being investigated.

| City and county | Cases |
|------------------------------------|-------|
| Port Charlotte, Lee | 2 |
| Port St. Lucie, St. Lucie | 2 |
| Sand Lake, Orange | 2 |
| University Of Central Fl, Seminole | 2 |
| Union, Manatee | 2 |
| Swansea, Lee | 2 |
| At Large, Broward | 2 |
| Boys Ranch, Suwannee | 2 |
| Fort Pierce, Brevard | 2 |
| Graceville, Unknown | 2 |
| Eatonville, Polk | 2 |
| Longwood, Unknown | 2 |
| Miami, Martin | 2 |
| Mims, Volusia | 2 |
| Missing, Washington | 2 |
| New Port Richey, Hillsborough | 2 |
| Jena, Taylor | 2 |
| Labelle, Collier | 2 |
| Lauderhill, Unknown | 2 |
| Long Beach, Orange | 2 |
| Port Canaveral, Brevard | 2 |
| Sarasota, Unknown | 2 |
| Sunrise, Unknown | 2 |
| South Miami, Broward | 2 |
| Seguin, Unknown | 2 |
| Tampa, Broward | 2 |
| Tarpon Springs, Hillsborough | 2 |
| Orlando, St. Lucie | 2 |
| Oakland Park, Unknown | 2 |
| North Miami Beach, Broward | 2 |
| Marysville, Dade | 2 |
| Lake Clarke Shores, Palm Beach | 2 |
| Callahan, Duval | 2 |
| Dade City, Unknown | 2 |
| Cibolo, Orange | 2 |
| Claysville, Hernando | 2 |
| Crescent Beach, Sarasota | 2 |
| Fl State Univ Student, Leon | 2 |
| Defuniak Springs, Okaloosa | 2 |
| Defuniak Springs, Unknown | 2 |
| Noma, Holmes | 2 |
| Ormond Beach, Flagler | 2 |
| Panama City, Unknown | 2 |
| Pembroke Pines, Dade | 2 |
| Summerfield, Unknown | 2 |
| Tampa, Hernando | 2 |
| Sharpes, Brevard | 2 |
| Saint Lucie Village, St. Lucie | 2 |
| Sebring, Desoto | 2 |
| Vero Beach, Unknown | 2 |
| Yeehaw, Okeechobee | 2 |
| Wauchula, Desoto | 2 |
| Jacksonville Naval Hospital, Duval | 2 |
| Hosford, Calhoun | 2 |
| Longview, Dade | 2 |
| Marina Del Rey, Broward | 2 |
| Melrose, Clay | 2 |
| Mesa, Unknown | 2 |
| Aventura, Broward | 2 |

COVID-19: characteristics of 2,057,359 Florida resident cases

Data through Apr 6, 2021 verified as of Apr 7, 2021 at 09:25 AM

Data in this report are provisional and subject to change.

The table below includes the cities and counties of residence for cases in Florida residents based on the patient's ZIP Code. Note that city is not always received as part of the initial notification and may be missing while the case is being investigated.

| City and county | Cases |
|------------------------------|-------|
| 000000, Unknown | 2 |
| Dfafs, Okaloosa | 2 |
| Fort Lauderdale, Alachua | 2 |
| Deerfield Beach, Unknown | 2 |
| Doral, Unknown | 2 |
| Alachua, Duval | 2 |
| Carl Fisher, Dade | 2 |
| Cross City, Taylor | 2 |
| Jupiter, Dade | 2 |
| Micanopy, Marion | 2 |
| Lakeland, Unknown | 2 |
| Port Saint Lucie, Palm Beach | 2 |
| Red Bay, Holmes | 2 |
| Saint Marys, Nassau | 2 |
| Windermere, Lake | 2 |
| Sutton, Pasco | 2 |
| Tequesta, Martin | 2 |
| Topsham, Manatee | 1 |
| Town Of Nocatee, St. Johns | 1 |
| Troy, Manatee | 1 |
| Unkn, Duval | 1 |
| Sunbright, Palm Beach | 1 |
| Sweetwater, Manatee | 1 |
| Syracuse, Polk | 1 |
| Tallahassee, Dade | 1 |
| Tamarac, Dade | 1 |
| Tampa, Unknown | 1 |
| Tavares, Orange | 1 |
| Winter Garden, Duval | 1 |
| Woodbine, Nassau | 1 |
| Yulee, St. Johns | 1 |
| Zephyrhills, Hillsborough | 1 |
| Waipahu, Santa Rosa | 1 |
| Ward, Polk | 1 |
| Wellborn, Columbia | 1 |
| West Apm Beach, Palm Beach | 1 |
| West Yarmouth, St. Lucie | 1 |
| Venetian Islands, Dade | 1 |
| Rileyville, Flagler | 1 |
| Saint Joseph, Volusia | 1 |
| San Antonio, Orange | 1 |
| Sanford, Unknown | 1 |
| Seminole, Leon | 1 |
| Suitland, Volusia | 1 |
| Shalimar, Unknown | 1 |
| Shirley, Flagler | 1 |
| Prattville, Hillsborough | 1 |
| Prestonsburg, Bay | 1 |
| Quincy, Jackson | 1 |
| Rapid City, Broward | 1 |
| Russellville, Bay | 1 |
| Sagamore Beach, Charlotte | 1 |
| Saint Augustine, Broward | 1 |
| Saint Cloud, Palm Beach | 1 |
| Petersburg, Manatee | 1 |
| Piasa, Putnam | 1 |
| Oldsmar, Hillsborough | 1 |
| Olean, Alachua | 1 |
| North Palm Beach, Orange | 1 |

COVID-19: characteristics of 2,057,359 Florida resident cases

Data through Apr 6, 2021 verified as of Apr 7, 2021 at 09:25 AM

Data in this report are provisional and subject to change.

The table below includes the cities and counties of residence for cases in Florida residents based on the patient's ZIP Code. Note that city is not always received as part of the initial notification and may be missing while the case is being investigated.

| City and county | Cases |
|-------------------------------|-------|
| Northport, Sarasota | 1 |
| Oakland, Lee | 1 |
| Missing, Levy | 1 |
| Myakka City, Sarasota | 1 |
| New Middletown, Hillsborough | 1 |
| New Port Richey, Pinellas | 1 |
| New Port Richey, Unknown | 1 |
| Newberry, Marion | 1 |
| Newtown, Lake | 1 |
| Other, Dade | 1 |
| Palm Beach Gardens, Unknown | 1 |
| Palmetto Bay, Palm Beach | 1 |
| Palmetto, Pasco | 1 |
| Parma, Manatee | 1 |
| Pass-A-Grille Beach, Pinellas | 1 |
| Matawan, Palm Beach | 1 |
| Mckinney, Broward | 1 |
| Miamc, Dade | 1 |
| Milford, Lee | 1 |
| Missing, Okeechobee | 1 |
| Monroe Township, Palm Beach | 1 |
| Monroe, Lee | 1 |
| Moore Haven, Okeechobee | 1 |
| Morrisville, Unknown | 1 |
| Lake Butler, Alachua | 1 |
| Kingsland, Nassau | 1 |
| Knoxville, Bay | 1 |
| Ldhl, Broward | 1 |
| Las Vegas, Palm Beach | 1 |
| Longwood, Volusia | 1 |
| Lincoln, St. Lucie | 1 |
| Little Neck, Lee | 1 |
| Jupiter, St. Lucie | 1 |
| Kenilworth, Leon | 1 |
| Key West, Duval | 1 |
| Keys West, Unknown | 1 |
| Jacksonville, Orange | 1 |
| Jefferson, Dade | 1 |
| Jonesboro, Leon | 1 |
| Intrcsion Cty, Osceola | 1 |
| Inverness, Marion | 1 |
| Inwood, Broward | 1 |
| Irvine, Marion | 1 |
| Istachatta, Hernando | 1 |
| Homeless, Monroe | 1 |
| Homeless, Pinellas | 1 |
| Howell, Dade | 1 |
| Hudson, Hernando | 1 |
| Hoclywsod, Dade | 1 |
| Holiday, Pinellas | 1 |
| Hernando, Marion | 1 |
| Hialeah, Collier | 1 |
| Indian Rocks Beach, Duval | 1 |
| Indiantown, Palm Beach | 1 |
| Inglewood, Sarasota | 1 |
| Dallas, Hernando | 1 |
| Dearborn, Broward | 1 |
| Deer Park, Dade | 1 |
| Carmel, Orange | 1 |

COVID-19: characteristics of 2,057,359 Florida resident cases

Data through Apr 6, 2021 verified as of Apr 7, 2021 at 09:25 AM

Data in this report are provisional and subject to change.

The table below includes the cities and counties of residence for cases in Florida residents based on the patient's ZIP Code. Note that city is not always received as part of the initial notification and may be missing while the case is being investigated.

| City and county | Cases |
|--------------------------------|-------|
| Cedar Springs, Hernando | 1 |
| Caracas, Dade | 1 |
| Coconut Ck, Unknown | 1 |
| Chicago, Unknown | 1 |
| Alpharetta, Broward | 1 |
| O, Manatee | 1 |
| Acworth, Okaloosa | 1 |
| Apopka, Clay | 1 |
| Asheville, Highlands | 1 |
| Astoria, Broward | 1 |
| Atmore, Escambia | 1 |
| Bartow, Hardee | 1 |
| Brooklyn, Dade | 1 |
| Brooklyn, Lee | 1 |
| Bonnie, Broward | 1 |
| Boston, Broward | 1 |
| Bel Air, Collier | 1 |
| Downingtown, Broward | 1 |
| Downingtown, Hillsborough | 1 |
| Dpo, Santa Rosa | 1 |
| Dunedin, Unknown | 1 |
| Deerfield, Dade | 1 |
| Deland, Seminole | 1 |
| Dayton, Lake | 1 |
| Daytona Beach, Pinellas | 1 |
| Erie, Monroe | 1 |
| East Palatka, Hillsborough | 1 |
| Eastpoint, Leon | 1 |
| Deltona, Seminole | 1 |
| Fort Lauderdale, Leon | 1 |
| Fort Myers, Sarasota | 1 |
| Fort Pierce, Palm Beach | 1 |
| Fort White, Clay | 1 |
| Garden City, Alachua | 1 |
| Gaylord, Orange | 1 |
| Gotcha, Orange | 1 |
| Greensburg, Palm Beach | 1 |
| Haines City, Osceola | 1 |
| Hallandale, Unknown | 1 |
| Harpers Ferry, Palm Beach | 1 |
| Helen, Bay | 1 |
| Crossings, Unknown | 1 |
| Davenport, Lake | 1 |
| Davie, Unknown | 1 |
| Dayton, Orange | 1 |
| Dearborn Heights, Hillsborough | 1 |
| Edgewood, Broward | 1 |
| Elkton, Putnam | 1 |
| Chesterfield, Broward | 1 |
| Carteret, Polk | 1 |
| Cincinnati, Dade | 1 |
| Connellsville, Highlands | 1 |
| Armstrong, St. Johns | 1 |
| Atl, Brevard | 1 |
| Alva, Escambia | 1 |
| Andalusia, Escambia | 1 |
| Arcadia, Highlands | 1 |
| Baker, Santa Rosa | 1 |
| Belleville, Palm Beach | 1 |

COVID-19: characteristics of 2,057,359 Florida resident cases

Data through Apr 6, 2021 verified as of Apr 7, 2021 at 09:25 AM

Data in this report are provisional and subject to change.

The table below includes the cities and counties of residence for cases in Florida residents based on the patient's ZIP Code. Note that city is not always received as part of the initial notification and may be missing while the case is being investigated.

| City and county | Cases |
|------------------------------------|-------|
| Belmont, Santa Rosa | 1 |
| Blountstown, Broward | 1 |
| Bronson, Alachua | 1 |
| Brooker, Alachua | 1 |
| Bradenton, Clay | 1 |
| Brandon, Pinellas | 1 |
| Bonita, Lee | 1 |
| Bocaraten, Palm Beach | 1 |
| Middletown, Osceola | 1 |
| Missing, Gilchrist | 1 |
| Monroe, Hillsborough | 1 |
| Nantucket, Palm Beach | 1 |
| New Vernon, Palm Beach | 1 |
| Newark, Unknown | 1 |
| Mayaguez, Dade | 1 |
| Maccleenny, Duval | 1 |
| Mantua, Broward | 1 |
| Longwood, Broward | 1 |
| Lucedale, St. Lucie | 1 |
| Kure Beach, Monroe | 1 |
| Lakeland, Palm Beach | 1 |
| Jacksonville, Nassau | 1 |
| Hudson, Pinellas | 1 |
| Hoosick Falls, Broward | 1 |
| Indian Rock Beach, Palm Beach | 1 |
| Interlachen, Duval | 1 |
| Kechi, Orange | 1 |
| Fort Myers, Broward | 1 |
| Floral, Okaloosa | 1 |
| Forestville, Volusia | 1 |
| Gibson, Unknown | 1 |
| Gainesville, Okaloosa | 1 |
| Gainesville, Unknown | 1 |
| Greenbrier, Bay | 1 |
| Groveland, Orange | 1 |
| Hialeahgardens, Dade | 1 |
| Hiram, Leon | 1 |
| Westlake Village, Unknown | 1 |
| White Plains, Broward | 1 |
| Whites Creek, Leon | 1 |
| Windermere, Volusia | 1 |
| Wtixrat, Dade | 1 |
| Watersound, Bay | 1 |
| Unk, Duval | 1 |
| Ventura, Orange | 1 |
| University Of Central Florida, Lee | 1 |
| Trenton, Dixie | 1 |
| Unknown, Unknown | 1 |
| Toms River, Lee | 1 |
| Tourist, Dade | 1 |
| Seffener, Hillsborough | 1 |
| Seminole, Lee | 1 |
| Saint Petersburg, Charlotte | 1 |
| Puerto Rico, Unknown | 1 |
| Punta Gorda, Unknown | 1 |
| Randolph, Orange | 1 |
| Rivera Beach, Palm Beach | 1 |
| Saint Augustine, Flagler | 1 |
| Sunrise, Dade | 1 |

COVID-19: characteristics of 2,057,359 Florida resident cases

Data through Apr 6, 2021 verified as of Apr 7, 2021 at 09:25 AM

Data in this report are provisional and subject to change.

The table below includes the cities and counties of residence for cases in Florida residents based on the patient's ZIP Code. Note that city is not always received as part of the initial notification and may be missing while the case is being investigated.

| City and county | Cases |
|---------------------------|-------|
| Tallahassee, Madison | 1 |
| Stratford, Broward | 1 |
| Pembroke Pines, Orange | 1 |
| Pensacola, Sumter | 1 |
| Paducah, Manatee | 1 |
| Palm Coast, Unknown | 1 |
| Perth Amboy, Hillsborough | 1 |
| Port Orange, Brevard | 1 |
| Powell, Lee | 1 |
| Newberry, Levy | 1 |
| North Laud, Unknown | 1 |
| Ocala, Citrus | 1 |
| Ocoee, Unknown | 1 |
| Odessa, Dade | 1 |
| Oldsray, Manatee | 1 |
| Orlando, Jackson | 1 |
| Orlando, Lee | 1 |
| Dona Vista, Lake | 1 |
| East Setauket, Palm Beach | 1 |
| El Dorado, Palm Beach | 1 |
| Fleming Island, Duval | 1 |
| Fellsmere, Brevard | 1 |
| Crestview, Broward | 1 |
| Clearwater, Leon | 1 |
| Charlotte, Alachua | 1 |
| Dalecity, Okaloosa | 1 |
| Daytona Beach, Orange | 1 |
| Deerfield Beach, Polk | 1 |
| Crystal River, Marion | 1 |
| Crystal River, Unknown | 1 |
| Canton, Duval | 1 |
| Cantonment, Santa Rosa | 1 |
| Cape Coral, Unknown | 1 |
| Brunswick, Polk | 1 |
| Bryceville, Duval | 1 |
| Bradenton, Lee | 1 |
| Boca Raton, Dade | 1 |
| Boca Raton, Madison | 1 |
| Bogota, Unknown | 1 |
| Bal Harbour, Broward | 1 |
| Atlanta, Walton | 1 |
| Attalla, Broward | 1 |
| Auburn, Palm Beach | 1 |
| Autaville, Broward | 1 |
| Apopka, Volusia | 1 |
| Alachua, Suwannee | 1 |
| Alafaya, Broward | 1 |
| Alafaya, Pinellas | 1 |
| Lake Forest, Collier | 1 |
| Key West, Palm Beach | 1 |
| Kilgore, Dade | 1 |
| Land O Lakes, Unknown | 1 |
| Lawton, Okaloosa | 1 |
| Levittown, Palm Beach | 1 |
| Lima, Manatee | 1 |
| Lima, Volusia | 1 |
| Jacksonville, Baker | 1 |
| Jacksonville, Marion | 1 |
| Jupiter Inlet, Palm Beach | 1 |

COVID-19: characteristics of 2,057,359 Florida resident cases

Data through Apr 6, 2021 verified as of Apr 7, 2021 at 09:25 AM

Data in this report are provisional and subject to change.

The table below includes the cities and counties of residence for cases in Florida residents based on the patient's ZIP Code. Note that city is not always received as part of the initial notification and may be missing while the case is being investigated.

| City and county | Cases |
|------------------------------|-------|
| Jzx, Unknown | 1 |
| Irmo, Unknown | 1 |
| Macclenny, Dixie | 1 |
| Madison, Jefferson | 1 |
| Maitland, Collier | 1 |
| Miami Dade, Unknown | 1 |
| Merrick, Palm Beach | 1 |
| Metter, Manatee | 1 |
| Miami, Osceola | 1 |
| Miamiardens, Unknown | 1 |
| Miamksaohes, Dade | 1 |
| Florida City, Unknown | 1 |
| Fort Lauderdale, Collier | 1 |
| Fort Myers, Alachua | 1 |
| Gainesville, Levy | 1 |
| Glen Cove, Unknown | 1 |
| Glen Saint Mary, Duval | 1 |
| Golden Oak, Hillsborough | 1 |
| Golf, Palm Beach | 1 |
| Great Neck, Dade | 1 |
| Greensboro, Leon | 1 |
| Immokalee, Walton | 1 |
| North Brunswick, St. Lucie | 1 |
| North Grafton, Dade | 1 |
| North Lauderdale, Unknown | 1 |
| Ocala, Duval | 1 |
| North Porte, Unknown | 1 |
| Notrealville, Polk | 1 |
| Okeechobi, Unknown | 1 |
| Monument, Broward | 1 |
| Morrisville, Palm Beach | 1 |
| Myrtle Beach, Broward | 1 |
| Nashville, Palm Beach | 1 |
| Mokena, Lee | 1 |
| Orlando, Walton | 1 |
| Oviedo, Lake | 1 |
| Pensacola, Dade | 1 |
| Panomo City, Bay | 1 |
| Parrish, Sarasota | 1 |
| Orlando, St. Johns | 1 |
| Orem, Dade | 1 |
| Orlando, Citrus | 1 |
| Orlando, Collier | 1 |
| Orlando, Hernando | 1 |
| Plantation, Leon | 1 |
| Pooler, Broward | 1 |
| Port St. Lucie, Unknown | 1 |
| Punta Gorda, Sarasota | 1 |
| Putnam, Putnam | 1 |
| Ridgewood, Lee | 1 |
| Roayl Palm Beach, Palm Beach | 1 |
| Roseville, Broward | 1 |
| Rye, Palm Beach | 1 |
| Saint Petersburg, Bay | 1 |
| Syracuse, Unknown | 1 |
| Tinley Park, Manatee | 1 |
| Twentynine Palms, Broward | 1 |
| Waukesha, Volusia | 1 |
| Venezuela, Unknown | 1 |

COVID-19: characteristics of 2,057,359 Florida resident cases

Data through Apr 6, 2021 verified as of Apr 7, 2021 at 09:25 AM

Data in this report are provisional and subject to change.

The table below includes the cities and counties of residence for cases in Florida residents based on the patient's ZIP Code. Note that city is not always received as part of the initial notification and may be missing while the case is being investigated.

| City and county | Cases |
|----------------------------|-------|
| Surprise, Unknown | 1 |
| St Cloud, Orange | 1 |
| St Helena Is, Dade | 1 |
| San Marcos, Unknown | 1 |
| Vernon, Walton | 1 |
| West Miami, Unknown | 1 |
| Whippany, Volusia | 1 |
| Xifamk, Dade | 1 |
| Wilmington, Charlotte | 1 |
| Windermere, Alachua | 1 |
| Winfield, Hillsborough | 1 |
| Winter Garden, Unknown | 1 |
| Winter Park, Brevard | 1 |
| Winter Park, Unknown | 1 |
| Litchfield Park, Monroe | 1 |
| Littleton, St. Johns | 1 |
| Lake Worth, Unknown | 1 |
| Lake In The Hills, Broward | 1 |
| Indianapolis, Lee | 1 |
| Jupiter, Pinellas | 1 |
| Kansas City, Palm Beach | 1 |
| Gwynn Oak, Polk | 1 |
| Newaygo, Charlotte | 1 |
| North Port, Charlotte | 1 |
| New Canaan, Dade | 1 |
| Na, Dade | 1 |
| Missing, Franklin | 1 |
| Milford, Bay | 1 |
| Milford, Unknown | 1 |
| Melbourne, Volusia | 1 |
| Mattoon, Lee | 1 |
| Los Angeles, Orange | 1 |
| Maitland, Palm Beach | 1 |
| Marianna, Leon | 1 |
| Marianna, Washington | 1 |
| Mary Esther, Hillsborough | 1 |
| Eureka, Flagler | 1 |
| Evansville, Citrus | 1 |
| Crescent City, Marion | 1 |
| Crestview, Unknown | 1 |
| Denton, Broward | 1 |
| Destin, Bay | 1 |
| Clearwater, Hillsborough | 1 |
| Coal City, Pasco | 1 |
| Commerce Township, Manatee | 1 |
| Crawfordville, Alachua | 1 |
| Fort Lauderdale, Lee | 1 |
| Fort Worth, Broward | 1 |
| Franklin, Orange | 1 |
| Frostproof, Highlands | 1 |
| Gainesville, Palm Beach | 1 |
| Gainesville, Santa Rosa | 1 |
| Brewster, Palm Beach | 1 |
| Brownsville, Escambia | 1 |
| Bryant, Palm Beach | 1 |
| Bonnie, St. Johns | 1 |
| Belleair Bluffs, Unknown | 1 |
| Celebration, Orange | 1 |
| Chicago, Broward | 1 |

COVID-19: characteristics of 2,057,359 Florida resident cases

Data through Apr 6, 2021 verified as of Apr 7, 2021 at 09:25 AM

Data in this report are provisional and subject to change.

The table below includes the cities and counties of residence for cases in Florida residents based on the patient's ZIP Code. Note that city is not always received as part of the initial notification and may be missing while the case is being investigated.

| City and county | Cases |
|------------------------------------|-------|
| Choctaw Beach, Unknown | 1 |
| Austin, Dade | 1 |
| Apo, Collier | 1 |
| Big Torch Key, Monroe | 1 |
| Black, Holmes | 1 |
| Boca Raton, Lee | 1 |
| Bonifay, Unknown | 1 |
| 8852 Teacher Ln, Pasco | 1 |
| Addison, Pasco | 1 |
| Apopka, Citrus | 1 |
| Apopka, Hillsborough | 1 |
| Arabi, Orange | 1 |
| Tampa, Duval | 1 |
| Surfside Beach, Orange | 1 |
| Summerdale, Escambia | 1 |
| Sun City Center, Lee | 1 |
| Tavares, Unknown | 1 |
| Temple, Palm Beach | 1 |
| Saint Charles, Orange | 1 |
| St Peterburg, Orange | 1 |
| Stiamk, Dade | 1 |
| Scottsdale, Brevard | 1 |
| Scottsdale, Palm Beach | 1 |
| Roswell, Bay | 1 |
| Ruskin, Dade | 1 |
| Ruskin, Manatee | 1 |
| Saint Petersburg, Duval | 1 |
| Saint Petersburg, Manatee | 1 |
| Port Saint Lucie, Marion | 1 |
| Port St Luce, Unknown | 1 |
| Pensacola Naval Hospital, Escambia | 1 |
| Pittsburgh, Alachua | 1 |
| Plymouth, Pasco | 1 |
| Okeechobee, Unknown | 1 |
| Oviedo, Orange | 1 |
| Pace, Escambia | 1 |
| Painted Post, Pasco | 1 |
| Palatka, Marion | 1 |
| Unknown, Duval | 1 |
| Upland, Manatee | 1 |
| Valrico, Polk | 1 |
| West Hollywood, Broward | 1 |
| Wakefield, Broward | 1 |
| Waverly, Duval | 1 |
| Wabasha, Clay | 1 |
| Winnetka, Dade | 1 |
| Winter Garden, Osceola | 1 |
| Winter Haven, Leon | 1 |
| Winter Haven, Osceola | 1 |
| Winter Park, Duval | 1 |
| Winter Park, Palm Beach | 1 |
| Winter Springs, Polk | 1 |
| Youngstown, Washington | 1 |
| Weston, Unknown | 1 |
| Wildwood, Lee | 1 |
| Willington, Lee | 1 |
| Colorado Springs, Unknown | 1 |
| Conifer, Lee | 1 |
| Daniel Island, Bay | 1 |

COVID-19: characteristics of 2,057,359 Florida resident cases

Data through Apr 6, 2021 verified as of Apr 7, 2021 at 09:25 AM

Data in this report are provisional and subject to change.

The table below includes the cities and counties of residence for cases in Florida residents based on the patient's ZIP Code. Note that city is not always received as part of the initial notification and may be missing while the case is being investigated.

| City and county | Cases |
|----------------------------|-------|
| Clarksboro, Lee | 1 |
| Chipley, Holmes | 1 |
| El Paso, Unknown | 1 |
| Elbow Lake, Palm Beach | 1 |
| Eatonville, Seminole | 1 |
| Dunellen, Dade | 1 |
| Destin, Unknown | 1 |
| Diamond, Highlands | 1 |
| Doral, Broward | 1 |
| Altamonte, Orange | 1 |
| Alva, Collier | 1 |
| 333, Unknown | 1 |
| Allentown, Putnam | 1 |
| Apple Creek, Citrus | 1 |
| Amelia Village, Nassau | 1 |
| Barefoot Beach, Lee | 1 |
| Battle Creek, Manatee | 1 |
| Avon, Manatee | 1 |
| Aventura, Osceola | 1 |
| Bryn Mawr, Palm Beach | 1 |
| Burkeville, Brevard | 1 |
| Camden Wyoming, Duval | 1 |
| Celebration, Palm Beach | 1 |
| Chattanooga, Dade | 1 |
| Bear Grass, Palm Beach | 1 |
| Azalea Park, Osceola | 1 |
| Boca Raton,, Palm Beach | 1 |
| Boston, Dade | 1 |
| Brewster, Volusia | 1 |
| Fl State Lot, Leon | 1 |
| Fairless Hills, Broward | 1 |
| Everett, Dade | 1 |
| Fort Denaud, Glades | 1 |
| Fort Meyers, Lee | 1 |
| Fortlauderdale, Unknown | 1 |
| Fortwalton Beach, Okaloosa | 1 |
| Ft Pierce, Unknown | 1 |
| Garland, Orange | 1 |
| Hallandale Ben, Unknown | 1 |
| Havana, Leon | 1 |
| Hickory, Lee | 1 |
| Homeless, Dade | 1 |
| Homer, Escambia | 1 |
| Hilliard, Unknown | 1 |
| Jeffersonville, Broward | 1 |
| Knoxville, Escambia | 1 |
| Lake Mary, Lake | 1 |
| Longwood, Orange | 1 |
| Lehigh Cares, Lee | 1 |
| Live Oak, Columbia | 1 |
| Loganville, Orange | 1 |
| Lansdale, Lake | 1 |
| Lapeer, Manatee | 1 |
| Lauderdale Hill, Unknown | 1 |
| Missing, Wakulla | 1 |
| Monterey, Broward | 1 |
| Mumford, Manatee | 1 |
| N/A, Duval | 1 |
| Naples, Alachua | 1 |

COVID-19: characteristics of 2,057,359 Florida resident cases

Data through Apr 6, 2021 verified as of Apr 7, 2021 at 09:25 AM

Data in this report are provisional and subject to change.

The table below includes the cities and counties of residence for cases in Florida residents based on the patient's ZIP Code. Note that city is not always received as part of the initial notification and may be missing while the case is being investigated.

| City and county | Cases |
|---|-------|
| Ocean City, Broward | 1 |
| Middleburg, Duval | 1 |
| Midland, Osceola | 1 |
| Missing, Hamilton | 1 |
| Miami, Charlotte | 1 |
| Miamii, Dade | 1 |
| Miami Garden, Unknown | 1 |
| Republic, Monroe | 1 |
| Richmond, Palm Beach | 1 |
| Ridgewood, Broward | 1 |
| Riverview, Manatee | 1 |
| Rochester, Broward | 1 |
| Roseland, Palm Beach | 1 |
| Porter Ranch, Dade | 1 |
| Raiford, Bradford | 1 |
| Ponte Vedra Beach, Orange | 1 |
| Port Orange , Volusia | 1 |
| Port Saint Lucie, Indian River | 1 |
| Palm City, Unknown | 1 |
| Plant City, Unknown | 1 |
| Pompano Beach, Alachua | 1 |
| Old Town, Gilchrist | 1 |
| Oviedo, Leon | 1 |
| Opa Locka, Polk | 1 |
| Orem, Sarasota | 1 |
| Orem, Unknown | 1 |
| Wilbur By The Sea, Volusia | 1 |
| Willowbrook, Lee | 1 |
| Wilmington, Pasco | 1 |
| Westerville, Hillsborough | 1 |
| Wilton Manors, Dade | 1 |
| Winston Salem, Unknown | 1 |
| Winter Garden, Hillsborough | 1 |
| Woodland Hills, Brevard | 1 |
| Youngstown, Calhoun | 1 |
| Yulee, Duval | 1 |
| San Antonio, Dade | 1 |
| San Diego, Unknown | 1 |
| Sandyport, Dade | 1 |
| Sanford, Palm Beach | 1 |
| Russellville, Hillsborough | 1 |
| Saint Augustine, Okaloosa | 1 |
| Steinhatchee, Alachua | 1 |
| Tampa, Escambia | 1 |
| Tampa, Manatee | 1 |
| Tangerine, Lake | 1 |
| University Of Central Florida, Hillsborough | 1 |
| University Of Central Fl, Pasco | 1 |
| Village Of Palm Springs, Palm Beach | 1 |
| Virginia Beach, Alachua | 1 |
| Webster, Pasco | 1 |
| Wekiva Springs, Orange | 1 |
| Union City, Bradford | 1 |
| Sebastian, Lake | 1 |
| Sumter Ville, Unknown | 1 |
| Tallahassee, Escambia | 1 |
| Springhill, Unknown | 1 |
| Telluride, Lee | 1 |
| Tampa, Lee | 1 |

COVID-19: characteristics of 2,057,359 Florida resident cases

Data through Apr 6, 2021 verified as of Apr 7, 2021 at 09:25 AM

Data in this report are provisional and subject to change.

The table below includes the cities and counties of residence for cases in Florida residents based on the patient's ZIP Code. Note that city is not always received as part of the initial notification and may be missing while the case is being investigated.

| City and county | Cases |
|--------------------------------|-------|
| South Otselic, Dade | 1 |
| Southampton, Palm Beach | 1 |
| Stockbridge, Leon | 1 |
| Sullivans Island, Dade | 1 |
| Pound Ridge, Leon | 1 |
| Richmond Heights, Dade | 1 |
| Ridge Manor, Hernando | 1 |
| Riverview, Pinellas | 1 |
| Rochester, Lee | 1 |
| Rosemary Beach, Bay | 1 |
| Saint Cloud, Orange | 1 |
| Sevierville, Dade | 1 |
| Saint Petersburg, Dade | 1 |
| San Juan, Osceola | 1 |
| San Pedro Sula, Dade | 1 |
| Sandy, Duval | 1 |
| Plant City, Pinellas | 1 |
| Plantation, Unknown | 1 |
| Ponce, Orange | 1 |
| Port Charlotte Fl, Unknown | 1 |
| Plant City, Hendry | 1 |
| Orlando, Highlands | 1 |
| Opa Locka, Unknown | 1 |
| Orem, Nassau | 1 |
| Northville, Broward | 1 |
| Ocala, Indian River | 1 |
| Ocoee, Broward | 1 |
| Olando, Orange | 1 |
| Ocoee, Polk | 1 |
| Tinley Park, Lee | 1 |
| University Of Central Fl, Dade | 1 |
| Wayne, Dade | 1 |
| Windermere, Polk | 1 |
| Winter Park, Lake | 1 |
| West Lafayette, Desoto | 1 |
| West Simsbury, Collier | 1 |
| Winter, Pinellas | 1 |
| Downers Grove, St. Lucie | 1 |
| Delrey Beach, Palm Beach | 1 |
| Export, Palm Beach | 1 |
| Fdsf, Unknown | 1 |
| Felda, Palm Beach | 1 |
| Flagler Beach, Volusia | 1 |
| Flora, Lee | 1 |
| Fort Myers, Lake | 1 |
| Fresno, Pasco | 1 |
| Fruitland Park, Sumter | 1 |
| Fwb, Unknown | 1 |
| Gainesville, Marion | 1 |
| Gastonia, Polk | 1 |
| Clearwater, Highlands | 1 |
| Clermont, Unknown | 1 |
| Columbia, Orange | 1 |
| Coral Gables, Unknown | 1 |
| Coral Springs, Unknown | 1 |
| Cornelius, Leon | 1 |
| Crestview, Dade | 1 |
| Dade City, Polk | 1 |
| Dania, Unknown | 1 |

COVID-19: characteristics of 2,057,359 Florida resident cases

Data through Apr 6, 2021 verified as of Apr 7, 2021 at 09:25 AM

Data in this report are provisional and subject to change.

The table below includes the cities and counties of residence for cases in Florida residents based on the patient's ZIP Code. Note that city is not always received as part of the initial notification and may be missing while the case is being investigated.

| City and county | Cases |
|-------------------------------|-------|
| Darien, Pasco | 1 |
| Arcadia, Charlotte | 1 |
| Aspen, Palm Beach | 1 |
| Atlanta, Broward | 1 |
| Aurburndale, Polk | 1 |
| Aventura, Unknown | 1 |
| Azalea Park, Sarasota | 1 |
| Bartow, Unknown | 1 |
| Biscayne Park, Broward | 1 |
| Boca Roton, Unknown | 1 |
| Alpharetta, Alachua | 1 |
| Apalachicola, Leon | 1 |
| Brooksville, Columbia | 1 |
| Bryn Mawr, Collier | 1 |
| Canfield, Duval | 1 |
| Naugatuck, Lee | 1 |
| New Vernon, Sarasota | 1 |
| New York, Broward | 1 |
| Newport Beach, Palm Beach | 1 |
| North Adams, Manatee | 1 |
| North Little Rock, Palm Beach | 1 |
| Myakka, Duval | 1 |
| Missing, Baker | 1 |
| Middleburg, Unknown | 1 |
| Milford, Palm Beach | 1 |
| Milford, Polk | 1 |
| Minneapolis, Broward | 1 |
| Melbourne, Dade | 1 |
| Melbourne, Orange | 1 |
| Miami Beach, Palm Beach | 1 |
| Miami Granders, Dade | 1 |
| Johns Island, Wakulla | 1 |
| Killarney, Orange | 1 |
| Knoxville, Duval | 1 |
| Havanna, Gadsden | 1 |
| Jacksonville, Palm Beach | 1 |
| Hilliard, Dade | 1 |
| Hollywood, Leon | 1 |
| Holt, Unknown | 1 |
| Homestead, Monroe | 1 |
| Humble, Broward | 1 |
| Green, Clay | 1 |
| Greensburg, Orange | 1 |
| Greenville, Monroe | 1 |
| Gulf Shores, Escambia | 1 |
| Maitland, Unknown | 1 |
| Matlacha Island, Lee | 1 |
| Los Angeles, Polk | 1 |
| Lakeland, Pasco | 1 |
| Lakewood, Unknown | 1 |
| Lake City, Volusia | 1 |
| Orlando, Union | 1 |
| Oviedo, Seminole | 1 |
| Oxford, Palm Beach | 1 |
| Opalocka, Dade | 1 |
| North Canton, Palm Beach | 1 |
| Oakland, Leon | 1 |
| Ocala, Alachua | 1 |
| Okeechobee, St. Lucie | 1 |

COVID-19: characteristics of 2,057,359 Florida resident cases

Data through Apr 6, 2021 verified as of Apr 7, 2021 at 09:25 AM

Data in this report are provisional and subject to change.

The table below includes the cities and counties of residence for cases in Florida residents based on the patient's ZIP Code. Note that city is not always received as part of the initial notification and may be missing while the case is being investigated.

| City and county | Cases |
|---------------------------------------|-------|
| Miamf, Dade | 1 |
| Miami G, Dade | 1 |
| Miami, Collier | 1 |
| Miami, St. Lucie | 1 |
| New Richmond, Volusia | 1 |
| Rio Dell, Volusia | 1 |
| Rochelle, Volusia | 1 |
| Port Orange, Unknown | 1 |
| Port Saint Lucie, Orange | 1 |
| Princeton, Alachua | 1 |
| Provincetown, Collier | 1 |
| Panama City, Walton | 1 |
| Palm Coast, Duval | 1 |
| Perry, Leon | 1 |
| Perth Amboy, Monroe | 1 |
| Spring Park, Alachua | 1 |
| Steinhatchee, Madison | 1 |
| South Burlington, Orange | 1 |
| Shannon, Collier | 1 |
| Soddy Daisy, Broward | 1 |
| Soldotna, Broward | 1 |
| Saint Cloud, Lee | 1 |
| Saint Johns, Orange | 1 |
| San Antonio, Sarasota | 1 |
| San Antonio, Unknown | 1 |
| Sanford, Volusia | 1 |
| Wesley Chapel, Alachua | 1 |
| Wheaton, Lee | 1 |
| Wilmington, Broward | 1 |
| Winter Park, Osceola | 1 |
| Wood River, Polk | 1 |
| Worcester, Palm Beach | 1 |
| Winter Park, Alachua | 1 |
| Tampa, Volusia | 1 |
| Tangerine, Seminole | 1 |
| Tewksbury, Orange | 1 |
| Toms River, Dade | 1 |
| Umatilla, Alachua | 1 |
| University Of Central Florida, Monroe | 1 |
| Virginia Beach, Hernando | 1 |
| Waco, Broward | 1 |
| Washington, Broward | 1 |
| Marshall, Palm Beach | 1 |
| Marianna, Calhoun | 1 |
| Lemoyne, Manatee | 1 |
| Los Angeles, Palm Beach | 1 |
| Lyndhurst, Broward | 1 |
| Magnolia Square, Osceola | 1 |
| Maitland, Alachua | 1 |
| Lake In The Hills, Columbia | 1 |
| Lake Placid, Alachua | 1 |
| Kingsland, Duval | 1 |
| Kissimmee, Brevard | 1 |
| Lawrence Township, Palm Beach | 1 |
| Las Vegas, Orange | 1 |
| Lake Worth Beach, Broward | 1 |
| Lander, Citrus | 1 |
| Grassy Key, Monroe | 1 |
| Gainesville, Baker | 1 |

COVID-19: characteristics of 2,057,359 Florida resident cases

Data through Apr 6, 2021 verified as of Apr 7, 2021 at 09:25 AM

Data in this report are provisional and subject to change.

The table below includes the cities and counties of residence for cases in Florida residents based on the patient's ZIP Code. Note that city is not always received as part of the initial notification and may be missing while the case is being investigated.

| City and county | Cases |
|--------------------------|-------|
| Gilmer, Dade | 1 |
| Floralia, Escambia | 1 |
| Estero, Collier | 1 |
| Jacksonville, Manatee | 1 |
| Haverford, Hillsborough | 1 |
| Herrin, Orange | 1 |
| Jamaica, Broward | 1 |
| Jupiter, Unknown | 1 |
| Jersey City, Polk | 1 |
| Bronx, Broward | 1 |
| Buffalo, Palm Beach | 1 |
| Bryant, Alachua | 1 |
| Carol Stream, Orange | 1 |
| Castleberry, Escambia | 1 |
| Apo, Pasco | 1 |
| Apopka, Flagler | 1 |
| 99, Unknown | 1 |
| Alanson, Bay | 1 |
| Aollywoss, Dade | 1 |
| Boca Raton, Unknown | 1 |
| Bohealia, Lee | 1 |
| Blowing Rock, Polk | 1 |
| Belleair, Hillsborough | 1 |
| Dorchester, Orange | 1 |
| Fanning Springs, Levy | 1 |
| Fargo, Unknown | 1 |
| Felton, Manatee | 1 |
| Deland, Polk | 1 |
| Cumberland, Palm Beach | 1 |
| Dade City, Hillsborough | 1 |
| Dallas, Lee | 1 |
| De Leon Springs, Putnam | 1 |
| Dearborn, Lee | 1 |
| Clear Brook, Lee | 1 |
| Charlotte, Pasco | 1 |
| Crestview, Holmes | 1 |
| College Station, Lake | 1 |
| Columbus, Brevard | 1 |
| Cookeville, Seminole | 1 |
| Rye, Duval | 1 |
| Rex, Duval | 1 |
| Potomac, Palm Beach | 1 |
| Port Everglades, Broward | 1 |
| Plantation, Orange | 1 |
| Pompano Beach, Martin | 1 |
| Parker, Dade | 1 |
| Parker, Leon | 1 |
| Peoria, Unknown | 1 |
| Palm Coast, Polk | 1 |
| Pacifica, Dade | 1 |
| Orlando, Columbia | 1 |
| Orlando, Indian River | 1 |
| Orem, Broward | 1 |
| Ormond Beach, Unknown | 1 |
| Oviedo, Brevard | 1 |
| Orlando, Sarasota | 1 |
| New Orleans, Palm Beach | 1 |
| Newark, Broward | 1 |
| Newburgh, Bay | 1 |

COVID-19: characteristics of 2,057,359 Florida resident cases

Data through Apr 6, 2021 verified as of Apr 7, 2021 at 09:25 AM

Data in this report are provisional and subject to change.

The table below includes the cities and counties of residence for cases in Florida residents based on the patient's ZIP Code. Note that city is not always received as part of the initial notification and may be missing while the case is being investigated.

| City and county | Cases |
|--------------------------------------|-------|
| North Pole, Seminole | 1 |
| North Port, Lee | 1 |
| Old Town, Alachua | 1 |
| Omaha, Palm Beach | 1 |
| Ona, Manatee | 1 |
| Oooooo, Unknown | 1 |
| Opa Locka, Broward | 1 |
| Orange Park , Duval | 1 |
| Ocoee, Osceola | 1 |
| Okeechobee, Broward | 1 |
| Navarre, Dade | 1 |
| Middlesburg, Duval | 1 |
| Yukon, Broward | 1 |
| Winter Garden, Pinellas | 1 |
| Winter Park, Broward | 1 |
| Zolfo Springs, Polk | 1 |
| Westbrook, Dade | 1 |
| Wichita, Volusia | 1 |
| Winder Garden, Orange | 1 |
| Windermere, Leon | 1 |
| Windermere, Osceola | 1 |
| Windermere, Seminole | 1 |
| Winter Garden, Broward | 1 |
| Venice, Unknown | 1 |
| Vernon, Unknown | 1 |
| Washington, Unknown | 1 |
| Wells, Polk | 1 |
| Tulsa, Orange | 1 |
| Sun City Center, Hardee | 1 |
| Tiffin, Highlands | 1 |
| Tallahassee, Duval | 1 |
| Tallahassee, Unknown | 1 |
| Tampa, Palm Beach | 1 |
| Tavares, Marion | 1 |
| Temple Terrace, Pasco | 1 |
| Spring Hill , Hernando | 1 |
| Spring Hill, Dade | 1 |
| Starke, Clay | 1 |
| Stone Mountain, Palm Beach | 1 |
| Sodus, Charlotte | 1 |
| Shelton, Manatee | 1 |
| Saint Cloud, Unknown | 1 |
| Saint Johns, Unknown | 1 |
| Saint Petersburg, St. Lucie | 1 |
| Sandford, Seminole | 1 |
| Sarasota, Flagler | 1 |
| Saxis, Lee | 1 |
| Schenectady, Polk | 1 |
| Sebring, Lee | 1 |
| Leesburg, Marion | 1 |
| Lehigh Acres, Dade | 1 |
| Lewisburg, Pasco | 1 |
| Littleton, Dade | 1 |
| Los Angeles Ca, Unknown | 1 |
| Los Angeles, Hardee | 1 |
| Macdill Air Force Base, Hillsborough | 1 |
| Miami Beach, Broward | 1 |
| Margate, Dade | 1 |
| Marshall, Dade | 1 |

COVID-19: characteristics of 2,057,359 Florida resident cases

Data through Apr 6, 2021 verified as of Apr 7, 2021 at 09:25 AM

Data in this report are provisional and subject to change.

The table below includes the cities and counties of residence for cases in Florida residents based on the patient's ZIP Code. Note that city is not always received as part of the initial notification and may be missing while the case is being investigated.

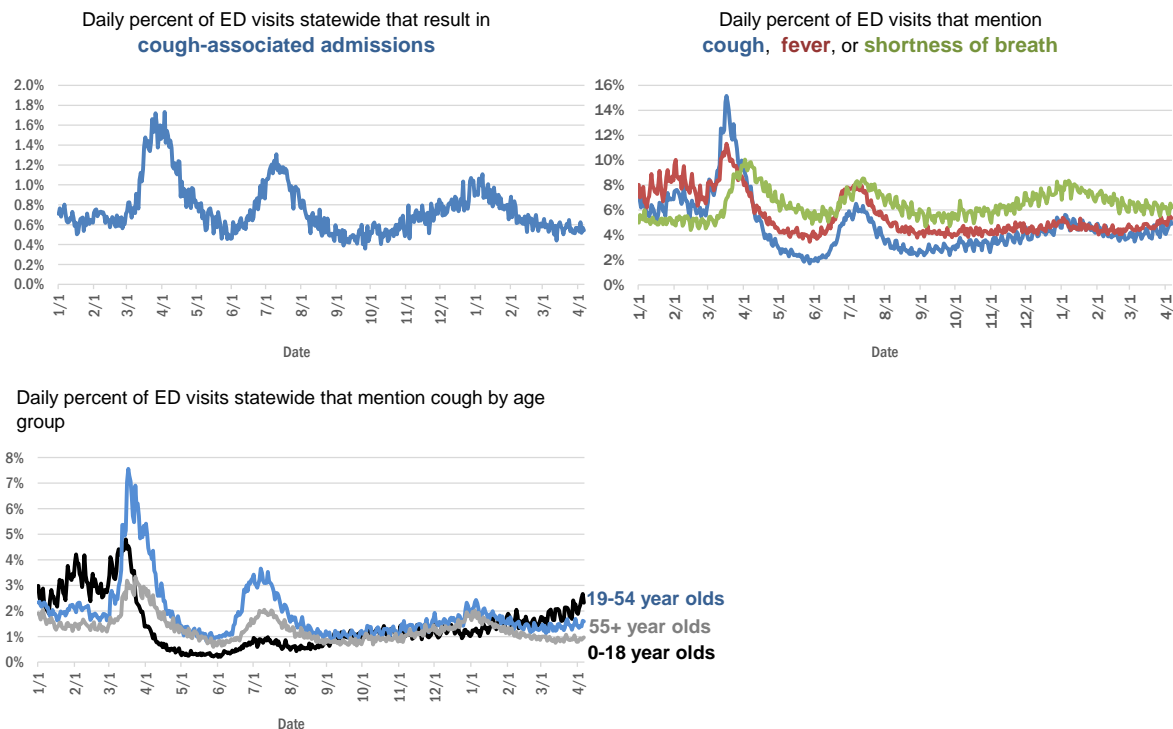
| City and county | Cases |
|--------------------------|------------------|
| Mary Esther, Unknown | 1 |
| Medford, Palm Beach | 1 |
| Miami Lakes, Unknown | 1 |
| Miami, Hillsborough | 1 |
| Miami, Manatee | 1 |
| Harrison, Pinellas | 1 |
| Granada Hills, Broward | 1 |
| Guilford, Dade | 1 |
| Hailandale, Unknown | 1 |
| Homosassa, Hernando | 1 |
| Holly Ridge, Orange | 1 |
| Homeless, Polk | 1 |
| Largo, Unknown | 1 |
| Lake City, Hamilton | 1 |
| Jerusalem, St. Johns | 1 |
| La Grange, Dade | 1 |
| East Hampton, Palm Beach | 1 |
| Deland, St. Lucie | 1 |
| Deltona, Orange | 1 |
| Cartersville, Unknown | 1 |
| Cypress, Leon | 1 |
| Davenport, Orange | 1 |
| Fort Myers-, Lee | 1 |
| Fort Pierce, Unknown | 1 |
| Fort Myers, Manatee | 1 |
| Gainesville, Duval | 1 |
| Foley, Escambia | 1 |
| Columbus, Dade | 1 |
| Conway, Leon | 1 |
| Coventry, Broward | 1 |
| Clermont, Seminole | 1 |
| Clermont, Volusia | 1 |
| Clewiston, Glades | 1 |
| Bridgeport, Dade | 1 |
| Bronx, Palm Beach | 1 |
| C, Pinellas | 1 |
| Cambridge, Broward | 1 |
| Altoona, Marion | 1 |
| Anaheim, Unknown | 1 |
| Argyle, Walton | 1 |
| Athens, Duval | 1 |
| Bogota, Orange | 1 |
| Bradenton, Dade | 1 |
| Bradenton, Osceola | 1 |
| Total | 2,057,359 |

COVID-19: additional surveillance information

Data through Apr 6, 2021 verified as of Apr 7, 2021 at 09:25 AM

Data in this report are provisional and subject to change.

Statewide emergency department (ED) chief complaint and admission data



The Electronic Surveillance System for the Early Notification of Community-Based Epidemics (ESSENCE-FL) includes chief complaint data from 211 of 211 Florida EDs. Data are transmitted electronically to ESSENCE-FL daily or hourly.

COVID-19: testing by laboratory

Data through Apr 6, 2021 verified as of Apr 7, 2021 at 09:25 AM

Data in this report are provisional and subject to change.

The numbers in the table below represent the number of Florida and non-Florida residents for whom test results were received by the Department of Health. A person can be tested by more than one laboratory and can have both positive and negative results. **Therefore, the sum of the numbers in each column will be larger than the total number of people tested.**

| Reporting lab | Inconclusive | Negative | Positive | Percent positive | Total |
|---|--------------|-----------|----------|------------------|-----------|
| CURATIVE LABS | 15,337 | 1,666,326 | 256,833 | 13% | 1,938,496 |
| LABORATORY CORPORATION OF AMERICA | 2,595 | 1,650,067 | 224,384 | 12% | 1,877,046 |
| QUEST DIAGNOSTICS | 12,001 | 1,391,398 | 204,361 | 13% | 1,607,760 |
| BIO REFERENCE LABORATORIES, INC | 7,568 | 953,462 | 183,624 | 16% | 1,144,654 |
| HELIX | 9,459 | 689,137 | 120,519 | 15% | 819,115 |
| REALTOX LABS LLC | 6,680 | 609,629 | 100,198 | 14% | 716,507 |
| NOMI_HEALTH | 3,148 | 501,671 | 69,205 | 12% | 574,024 |
| RCA LABORATORY SERVICES, LLC/GENETWORX | | 446,106 | 48,970 | 10% | 495,076 |
| GENETWORX | 661 | 390,598 | 32,986 | 8% | 424,245 |
| CDR MAGUIRE - HEALTH CARE CENTER | | 338,622 | 51,560 | 13% | 390,182 |
| PALM BEACH BALLPARK | | 297,239 | 31,693 | 10% | 328,932 |
| PWNHEALTH | 1,841 | 255,799 | 34,542 | 12% | 292,182 |
| IMPACT HEALTH BIOMETRIC TESTING, INC | 1,045 | 227,455 | 27,247 | 11% | 255,747 |
| EAST FLORIDA STATE COLLEGE - BREVARD | | 212,886 | 26,986 | 11% | 239,872 |
| BPHL-JACKSONVILLE | 18 | 194,052 | 33,348 | 15% | 227,418 |
| ADVENTHEALTH LAB | 99 | 175,090 | 22,401 | 11% | 197,590 |
| NOMI HEALTH LAB SERVICES | | 172,676 | 19,957 | 10% | 192,633 |
| FULGENT DIAGNOSTICS LABORATORY | 3,727 | 168,214 | 19,114 | 10% | 191,055 |
| BPHL-MIAMI | 225 | 153,322 | 25,740 | 14% | 179,287 |
| MAKO GENOMICS | 8,030 | 143,642 | 26,361 | 15% | 178,033 |
| CB SMITH PARK | | 150,114 | 18,792 | 11% | 168,906 |
| MAYO CLINIC LABORATORIES | 338 | 141,652 | 17,641 | 11% | 159,631 |
| BAYCARE LABORATORIES LLC | 622 | 140,169 | 11,993 | 8% | 152,784 |
| ELABNETWORK | 1,059 | 138,874 | 11,893 | 8% | 151,826 |
| MEMORIAL REGIONAL HOSPITAL SOUTH | 31 | 120,481 | 24,366 | 17% | 144,878 |
| ORLANDO HEALTH SYSTEM | 684 | 124,801 | 12,664 | 9% | 138,149 |
| AEGIS SCIENCES CORPORATION | 1,155 | 115,684 | 18,915 | 14% | 135,754 |
| ASCENSION SACRED HEART HOSPITAL - PENSACOLA | 2 | 117,671 | 18,029 | 13% | 135,702 |
| BIOCOLLECTIONS WORLDWIDE, INC | 740 | 113,545 | 13,674 | 11% | 127,959 |
| NORTHWEST LABORATORY | 247 | 121,100 | 6,477 | 5% | 127,824 |
| AKESOGEN | | 97,401 | 18,781 | 16% | 116,182 |
| ADVENT HEALTH LAB | 112 | 101,258 | 13,955 | 12% | 115,325 |
| TESTING MATTERS INC | 916 | 96,615 | 17,355 | 15% | 114,886 |
| MEDICAL DIAGNOSTIC LABORATORIES | 977 | 98,601 | 14,220 | 12% | 113,798 |
| BPHL-TAMPA (SPECTRUM BLVD) | 45 | 92,509 | 17,059 | 16% | 109,613 |
| UF HEALTH MEDICAL LAB | 33 | 99,950 | 9,452 | 9% | 109,435 |
| TAMPA GENERAL HOSPITAL | 4 | 96,574 | 9,221 | 9% | 105,799 |
| DIATHERIX LABORATORIES (VRL EUROFINS) | 1 | 86,852 | 12,834 | 13% | 99,687 |
| KORVALABS, INC | 1,285 | 91,668 | 4,710 | 5% | 97,663 |
| BAPTIST HEALTH SOUTH FLORIDA | 374 | 82,832 | 12,485 | 13% | 95,691 |
| SUNPATH MEDICAL DIAGNOSTICS LABORATORY | 835 | 78,977 | 12,180 | 13% | 91,992 |
| ASCENSION ST VINCENT'S - RIVERSIDE | 1 | 74,123 | 10,281 | 12% | 84,405 |
| SOUTH MIAMI HOSPITAL LAB | 450 | 68,791 | 9,731 | 12% | 78,972 |
| LAKELAND REGIONAL MEDICAL CENTER | 129 | 69,711 | 9,022 | 11% | 78,862 |
| JACKSON MEMORIAL HOSPITAL CLINICAL LAB | 79 | 66,141 | 11,788 | 15% | 78,008 |
| UF HEALTH SHANDS HOSPITAL | 510 | 64,113 | 4,624 | 7% | 69,247 |

COVID-19: testing by laboratory

Data through Apr 6, 2021 verified as of Apr 7, 2021 at 09:25 AM

Data in this report are provisional and subject to change.

The numbers in the table below represent the number of Florida and non-Florida residents for whom test results were received by the Department of Health. A person can be tested by more than one laboratory and can have both positive and negative results. **Therefore, the sum of the numbers in each column will be larger than the total number of people tested.**

| Reporting lab | Inconclusive | Negative | Positive | Percent positive | Total |
|---|--------------|----------|----------|------------------|--------|
| INGENIOUS PERSONALIZED MEDICINE | 224 | 57,225 | 11,612 | 17% | 69,061 |
| AMERICAN HEALTH ASSOCIATES | 9 | 62,220 | 5,244 | 8% | 67,473 |
| AIT LABORATORIES | | 54,084 | 6,630 | 11% | 60,714 |
| APPLIED INGENUITY DIAGNOSTICS LLC | | 57,640 | 2,759 | 5% | 60,399 |
| MINUTECLINIC LLC | | 48,608 | 8,285 | 15% | 56,893 |
| BAPTIST HEALTH - JACKSONVILLE | 4 | 52,023 | 4,053 | 7% | 56,080 |
| GENESIS REFERENCE LABORATORIES | | 48,889 | 5,260 | 10% | 54,149 |
| ARUP LABORATORIES | 16 | 50,095 | 2,927 | 6% | 53,038 |
| TALLAHASSEE MEMORIAL HOSPITAL | 241 | 45,659 | 5,552 | 11% | 51,452 |
| ADVENTIST HEALTH SYSTEMS SUNBELT INC DBA | | 45,064 | 5,599 | 11% | 50,663 |
| SARASOTA MEMORIAL HOSPITAL MAIN LAB | 12 | 46,248 | 3,930 | 8% | 50,190 |
| BROWARD GENERAL MEDICAL CENTER-CLINICAL LAB | 2 | 43,703 | 4,756 | 10% | 48,461 |
| NICKLAUS CHILDREN'S HOSPITAL | 73 | 41,987 | 5,445 | 11% | 47,505 |
| FLORIDA HOSPITAL - TAMPA | 37 | 42,790 | 3,445 | 7% | 46,272 |
| VIRACOR EUROFINs | | 35,869 | 9,843 | 22% | 45,712 |
| DWIC OF TAMPA BAY INC | | 38,484 | 5,012 | 12% | 43,496 |
| MILLENNIUM PHYSICIAN GROUP | 17 | 36,168 | 7,050 | 16% | 43,235 |
| UNIVERSITY OF MIAMI HOSPITAL | 146 | 37,868 | 3,828 | 9% | 41,842 |
| LEE HEALTH - CAPE CORAL HOSPITAL | 3 | 35,749 | 5,775 | 14% | 41,527 |
| MEDFAST URGENT CARE CENTERS, LLC | 20 | 36,023 | 5,427 | 13% | 41,470 |
| UF HEALTH JACKSONVILLE | 55 | 36,014 | 4,122 | 10% | 40,191 |
| ECCO LAB GROUP CO | 533 | 33,569 | 4,692 | 12% | 38,794 |
| ORANGE COUNTY CONVENTION CENTER | | 33,330 | 3,711 | 10% | 37,041 |
| INTEGRATED REGIONAL LABORATORIES LLP | 13 | 31,602 | 4,488 | 12% | 36,103 |
| MIAMI DADE COUNTY | | 32,091 | 3,527 | 10% | 35,618 |
| WALGREENS | 36 | 29,891 | 5,525 | 16% | 35,452 |
| MOUNT SINAI MEDICAL CENTER | 11 | 31,458 | 3,358 | 10% | 34,827 |
| AMELIA EARHART | | 30,044 | 4,773 | 14% | 34,817 |
| NORTH FLORIDA REGIONAL MEDICAL CENTER | | 31,180 | 3,558 | 10% | 34,738 |
| BRANDON REGIONAL HOSPITAL | | 29,727 | 3,837 | 11% | 33,564 |
| ST JOSEPHS HOSPITAL LABORATORY | 23 | 29,736 | 3,752 | 11% | 33,511 |
| JUPITER MEDICAL CENTER LAB | 84 | 29,401 | 2,850 | 9% | 32,335 |
| STS LAB 2 LLC | 6 | 30,459 | 1,631 | 5% | 32,096 |
| GENESIS MEDICAL LABORATORY | 437 | 26,538 | 4,762 | 15% | 31,737 |
| NIGHT LITE PEDIATRIC CENTER LLC | | 28,591 | 3,035 | 10% | 31,626 |
| JFK MEDICAL CENTER LAB | 1 | 26,900 | 3,427 | 11% | 30,328 |
| PALMETTO GENERAL HOSPITAL LAB | 3 | 24,917 | 4,864 | 16% | 29,784 |
| HOLY CROSS HOSPITAL CLINICAL LAB | 1 | 26,715 | 2,526 | 9% | 29,242 |
| WATSON CLINIC LLP | | 23,652 | 5,452 | 19% | 29,104 |
| AVENTUS BIO LABS | 16 | 23,895 | 3,377 | 12% | 27,288 |
| MALABAR MEDICAL WALK IN CLINIC | 1 | 22,470 | 4,409 | 16% | 26,880 |
| HEALTHLINK DIAGNOSTIC LABORATORIES | 296 | 23,845 | 2,423 | 9% | 26,564 |
| INFINITY BIOLOGIX LLC (GINKO BIOWORKS) | 109 | 25,142 | 1,174 | 4% | 26,425 |
| ACCESS DX LABORATORY | 225 | 23,007 | 2,114 | 8% | 25,346 |

COVID-19: testing by laboratory

Data through Apr 6, 2021 verified as of Apr 7, 2021 at 09:25 AM

Data in this report are provisional and subject to change.

The numbers in the table below represent the number of Florida and non-Florida residents for whom test results were received by the Department of Health. A person can be tested by more than one laboratory and can have both positive and negative results. **Therefore, the sum of the numbers in each column will be larger than the total number of people tested.**

| Reporting lab | Inconclusive | Negative | Positive | Percent positive | Total |
|--|--------------|----------|----------|------------------|--------|
| MORTON PLANT HOSPITAL-ADLER INSTITUTE | 26 | 21,722 | 2,638 | 11% | 24,386 |
| CLEVELAND CLINIC TRADITION HOSPITAL | | 22,328 | 1,712 | 7% | 24,040 |
| CLEVELAND CLINIC HOSPITAL LAB | 4 | 21,547 | 2,470 | 10% | 24,021 |
| LAB DIAGNOSTICS LLC | 395 | 17,736 | 5,352 | 23% | 23,483 |
| PANCARE OF FLORIDA INC | | 20,836 | 2,520 | 11% | 23,356 |
| DRS CLACK SPENCER WHITE & MCCORMACK PA D/B/A | | 21,086 | 2,082 | 9% | 23,168 |
| SAINT MARY'S MEDICAL CENTER | 26 | 20,740 | 2,323 | 10% | 23,089 |
| UNITED CLINICAL LABORATORY LLC | 3 | 19,961 | 2,606 | 12% | 22,570 |
| STATLAB_MOBILE | 1 | 20,427 | 2,059 | 9% | 22,487 |
| MIAMI BEACH CONVENTION CENTER | | 20,857 | 1,514 | 7% | 22,371 |
| NAPLES COMMUNITY HOSPITAL | 72 | 19,803 | 2,047 | 9% | 21,922 |
| BAYFRONT HEALTH - ST PETERSBURG | 17 | 18,946 | 2,555 | 12% | 21,518 |
| PATIENTS FIRST LAKE ELLA MEDICAL CENTER PA | | 18,001 | 3,288 | 15% | 21,289 |
| ADVENT HEALTH - DAYTONA BEACH | 32 | 18,890 | 1,720 | 8% | 20,642 |
| EXACT SCIENCES LABORATORIES | | 18,177 | 2,307 | 11% | 20,484 |
| OSCEOLA REGIONAL MEDICAL CENTER | 1 | 17,344 | 2,402 | 12% | 19,747 |
| LEESBURG REGIONAL MEDICAL CENTER | | 17,207 | 2,360 | 12% | 19,567 |
| HOMESTEAD HOSPITAL CLINICAL LABORATORY | 27 | 15,953 | 3,363 | 17% | 19,343 |
| CLARITY LAB SOLUTIONS | 101 | 16,995 | 2,003 | 10% | 19,099 |
| MEMORIAL HOSPITAL JACKSONVILLE | 8 | 15,919 | 2,800 | 15% | 18,727 |
| NORTHWEST MEDICAL CENTER | 1 | 16,281 | 2,260 | 12% | 18,542 |
| ORANGE PARK MEDICAL CENTER | 9 | 15,128 | 2,730 | 15% | 17,867 |
| INDIAN RIVER PATHOLOGY LLC | | 16,461 | 1,290 | 7% | 17,751 |
| BETHESDA HOSPITAL EAST | | 15,935 | 1,579 | 9% | 17,514 |
| HEALTH CENTER AT SINAI RESIDENCES | | 16,930 | 506 | 3% | 17,436 |
| VISTA CLINICAL DIAGNOSTICS | 489 | 15,039 | 1,886 | 11% | 17,414 |
| OAK HILL HOSPITAL | | 15,463 | 1,898 | 11% | 17,361 |
| DELRAY MEDICAL CENTER LAB | 3 | 15,540 | 1,730 | 10% | 17,273 |
| BIOCERNA LABS | 461 | 14,582 | 2,112 | 12% | 17,155 |
| LAWNWOOD REGIONAL MEDICAL CENTER | 1 | 14,667 | 2,311 | 14% | 16,979 |
| ACCESS MEDICAL LABORATORIES | 4 | 8,725 | 8,227 | 49% | 16,956 |
| MEMORIAL REGIONAL HOSPITAL CLINICAL LABORATORY | 10 | 15,665 | 1,043 | 6% | 16,718 |
| WEST KENDALL BAPTIST HOSPITAL | 14 | 13,566 | 3,081 | 18% | 16,661 |
| BAPTIST HEALTH - SOUTH | | 15,115 | 1,254 | 8% | 16,369 |
| THE HEALTHCARE DISTRICT OF PALM BEACH COUNTY | 51 | 14,237 | 2,018 | 12% | 16,306 |
| WELLINGTON REGIONAL MED CTR LAB | 6 | 14,468 | 1,798 | 11% | 16,272 |
| SYNERGY DIAGNOSTIC LABORATORY | 98 | 14,237 | 1,873 | 12% | 16,208 |
| FULGENT DIAGNOSTICS | 171 | 15,035 | 994 | 6% | 16,200 |
| ADVENTHEALTH CENTRA CARE LAKE BUENA VISTA | | 14,292 | 1,900 | 12% | 16,192 |
| LARGO MEDICAL CENTER | | 14,262 | 1,709 | 11% | 15,971 |
| WINTER HAVEN HOSPITAL CLINICAL LABORATORY | 4 | 13,522 | 2,389 | 15% | 15,915 |
| MOLECULAR INFECTIOUS DISEASES | 574 | 14,410 | 635 | 4% | 15,619 |
| BAPTIST HEALTHCARE - BAPTIST HOSPITAL | 6 | 12,288 | 3,230 | 21% | 15,524 |
| UHEALTH CORAL GABLES/LENNAR MED CTR | 46 | 14,411 | 1,039 | 7% | 15,496 |

COVID-19: testing by laboratory

Data through Apr 6, 2021 verified as of Apr 7, 2021 at 09:25 AM

Data in this report are provisional and subject to change.

The numbers in the table below represent the number of Florida and non-Florida residents for whom test results were received by the Department of Health. A person can be tested by more than one laboratory and can have both positive and negative results. **Therefore, the sum of the numbers in each column will be larger than the total number of people tested.**

| Reporting lab | Inconclusive | Negative | Positive | Percent positive | Total |
|---|--------------|----------|----------|------------------|--------|
| NEMOURS CHILDRENS HOSPITAL | 1 | 14,573 | 880 | 6% | 15,454 |
| PRIVA PATH LABS | 79 | 14,353 | 986 | 6% | 15,418 |
| LEE HEALTH - LEE MEMORIAL HOSPITAL | | 11,679 | 3,655 | 24% | 15,334 |
| MEDICAL CENTER OF TRINITY CLINICAL LABORATORY | 2 | 13,636 | 1,543 | 10% | 15,181 |
| PALMS WEST HOSPITAL LAB | 2 | 13,127 | 2,018 | 13% | 15,147 |
| MEDRITE MEDICAL CARE, PC | 6,839 | 7,564 | 725 | 5% | 15,128 |
| WEST FLORIDA HOSPITAL LAB | 1 | 11,923 | 3,066 | 20% | 14,990 |
| LABS ASAP LLC | | 13,562 | 1,405 | 9% | 14,967 |
| CARDIOPATH | 84 | 12,764 | 1,880 | 13% | 14,728 |
| NONA SCIENTIFIC | 5 | 11,517 | 3,143 | 21% | 14,665 |
| WESTSIDE REGIONAL MED CTR | 2 | 12,408 | 2,123 | 15% | 14,533 |
| INDIAN RIVER MEDICAL CENTER LAB | | 13,669 | 852 | 6% | 14,521 |
| GOOD SAMARITAN MEDICAL CENTER LAB | 2 | 12,684 | 1,829 | 13% | 14,515 |
| MERCY HOSPITAL A CAMPUS OF PLANTATION GEN HOSP LAB | 1 | 12,270 | 2,199 | 15% | 14,470 |
| NATIONWIDE LABORATORY SERVICES INC | 483 | 12,175 | 1,672 | 12% | 14,330 |
| REGIONAL MEDICAL CENTER BAYONET POINT | 2 | 13,056 | 1,109 | 8% | 14,167 |
| THE VILLAGES REGIONAL HOSPITAL | | 12,614 | 1,393 | 10% | 14,007 |
| GULF COAST MEDICAL CENTER MICROLAB | | 10,907 | 2,889 | 21% | 13,796 |
| AVENTURA HOSPITAL LAB | | 10,874 | 2,493 | 19% | 13,367 |
| CORAL GABLES HOSPITAL CLINICAL LABORATORY | | 11,307 | 2,002 | 15% | 13,309 |
| BAPTIST HEALTH SOUTH FLORIDA - WEST KENDALL URGENT CARE | | 10,938 | 2,136 | 16% | 13,074 |
| CAPITAL REGIONAL MEDICAL CTR | | 10,635 | 2,414 | 18% | 13,049 |
| BLAKE MEDICAL CENTER | | 11,439 | 1,540 | 12% | 12,979 |
| ST ANTHONY'S HOSPITAL LAB | 30 | 11,325 | 1,599 | 12% | 12,954 |
| WEST BOCA MEDICAL CENTER LAB | | 11,987 | 957 | 7% | 12,944 |
| HALIFAX MEDICAL CENTER LAB | 38 | 10,993 | 1,887 | 15% | 12,918 |
| PRECISION HEALTH RESOURCES LLC | | 11,998 | 806 | 6% | 12,804 |
| MANATEE MEMORIAL HOSPITAL | | 11,623 | 1,067 | 8% | 12,690 |
| LEE HEALTH - HEALTH PARK MEDICAL CENTER | | 10,641 | 1,974 | 16% | 12,615 |
| PALM BEACH GARDENS MEDICAL CTR LAB | | 11,252 | 1,218 | 10% | 12,470 |
| GENOVA DIAGNOSTICS LABORATORY | 67 | 11,151 | 1,091 | 9% | 12,309 |
| FLORIDA LABORATORY ANALYSIS | | 10,762 | 1,520 | 12% | 12,282 |
| ST JOSEPHS HOSPITAL | 18 | 10,519 | 1,743 | 14% | 12,280 |
| LAKE CITY HM | | 11,147 | 988 | 8% | 12,135 |
| PATHNOSTICS | 41 | 9,613 | 2,431 | 20% | 12,085 |
| BINAXNOW | 9 | 9,181 | 2,878 | 24% | 12,068 |
| PWN HEALTH | 17 | 9,916 | 2,077 | 17% | 12,010 |
| FLORIDA HOSPITAL WATERMAN LABORATORY | 70 | 10,997 | 863 | 7% | 11,930 |
| LARKIN COMMUNITY HOSPITAL | 10 | 10,320 | 1,521 | 13% | 11,851 |
| FLORIDA HOSPITAL HEARTLAND MED CTR CLINICAL LAB | 33 | 10,340 | 1,478 | 12% | 11,851 |
| PLANTATION GENERAL HOSPITAL | | 10,020 | 1,796 | 15% | 11,816 |
| LAKE CITY MEDICAL CENTER | | 9,528 | 2,250 | 19% | 11,778 |
| ST MARKS HOSPITAL LABORATORY B | 78 | 10,627 | 1,002 | 9% | 11,707 |
| PHYSICIANS REGIONAL MEDICAL CENTER - PINE RIDGE RD | 1 | 10,465 | 1,199 | 10% | 11,665 |
| COAST DIAGNOSTICS LLC | 45 | 10,333 | 1,248 | 11% | 11,626 |
| VIKOR SCIENTIFIC | 49 | 9,472 | 1,833 | 16% | 11,354 |

COVID-19: testing by laboratory

Data through Apr 6, 2021 verified as of Apr 7, 2021 at 09:25 AM

Data in this report are provisional and subject to change.

The numbers in the table below represent the number of Florida and non-Florida residents for whom test results were received by the Department of Health. A person can be tested by more than one laboratory and can have both positive and negative results. **Therefore, the sum of the numbers in each column will be larger than the total number of people tested.**

| Reporting lab | Inconclusive | Negative | Positive | Percent positive | Total |
|--|--------------|----------|----------|------------------|--------|
| FLORIDA MEDICAL CENTER - A CAMPUS OF NORTH SHORE | 2 | 9,981 | 1,368 | 12% | 11,351 |
| CernerELR_Advent | | 9,951 | 1,392 | 12% | 11,343 |
| EXPRESS GENE MOLECULAR DIAGNOSTICS LABORATORY | | 9,831 | 1,498 | 13% | 11,329 |
| MEASE COUNTRYSIDE LAB | 14 | 10,020 | 1,267 | 11% | 11,301 |
| ADVENT HEALTH - WESLEY CHAPEL | 14 | 10,114 | 1,037 | 9% | 11,165 |
| CENTRAL FLORIDA REGIONAL HOSPITAL | | 9,970 | 1,169 | 10% | 11,139 |
| ADVENTHEALTH CENTRA CARE WATERFORD LAKES | | 9,257 | 1,780 | 16% | 11,037 |
| DOCTORS HOSPITAL | 7 | 9,281 | 1,748 | 16% | 11,036 |
| AMERICAN FAMILY CARE | 1 | 6,533 | 4,499 | 41% | 11,033 |
| NORTHSIDE HOSPITAL AND HEART INSTITUTE | | 9,853 | 1,079 | 10% | 10,932 |
| SARKIS CLINICAL TRIALS | 25 | 9,433 | 1,322 | 12% | 10,780 |
| JOHNS HOPKINS ALL CHILDREN'S HOSPITAL | | 10,030 | 683 | 6% | 10,713 |
| CORAL SPRINGS MED CTR | | 9,667 | 1,039 | 10% | 10,706 |
| LEON MEDICAL CENTERS LLC | | 8,483 | 2,174 | 20% | 10,657 |
| FLORIDA HOSPITAL DELAND | 10 | 9,324 | 1,274 | 12% | 10,608 |
| NCF DIAGNOSTICS & DNA TECHNOLOGIES LAB | 165 | 9,881 | 525 | 5% | 10,571 |
| LARKIN COMMUNITY HOSPITAL INC DBA CARDIOTROPIC | | 6,819 | 3,620 | 35% | 10,439 |
| HEALTHQUEST ESOTERICS | | 8,888 | 1,528 | 15% | 10,416 |
| BAPTIST HEALTH SOUTH FLORIDA - COUNTRY WALK URGENT CARE | | 8,588 | 1,824 | 18% | 10,412 |
| LABSTAT LLC | 20 | 9,716 | 459 | 5% | 10,195 |
| WEST PALM HOSPITAL LAB | | 9,384 | 781 | 8% | 10,165 |
| ADVENTHEALTH CENTRA CARE ST CLOUD | 1 | 8,754 | 1,399 | 14% | 10,154 |
| AVECINA MEDICAL | 4 | 6,205 | 3,734 | 38% | 9,943 |
| SYNERGY LABORATORIES | 34 | 8,733 | 1,154 | 12% | 9,921 |
| SRQ DRIVE THROUGH | | 8,944 | 905 | 9% | 9,849 |
| P4 CLINICAL, LLC | 204 | 8,647 | 965 | 10% | 9,816 |
| MEDARBOR DIAGNOSTICS | 1 | 8,648 | 1,145 | 12% | 9,794 |
| OCALA REGIONAL MEDICAL CENTER | | 8,526 | 1,225 | 13% | 9,751 |
| AVECINA | 20 | 9,006 | 704 | 7% | 9,730 |
| BROWARD HEALTH NORTH CLINICAL LABORATORY | | 8,612 | 1,080 | 11% | 9,692 |
| PALM BEACH BALL PARK | | 8,607 | 1,026 | 11% | 9,633 |
| BOSTON HEART DIAGNOSTICS CORP | | 8,394 | 1,204 | 13% | 9,598 |
| H LEE MOFFITT CANCER CENTER LABORATORY | 2 | 9,328 | 249 | 3% | 9,579 |
| FLORIDA HOSPITAL FLAGLER | 29 | 8,616 | 894 | 9% | 9,539 |
| NORTH SHORE MEDICAL CENTER | | 7,931 | 1,579 | 17% | 9,510 |
| GENE BY GENE, GENOMICS RESEARCH CENTER LAB | 44 | 8,818 | 599 | 6% | 9,461 |
| FLORIDA HOSPITAL ZEPHYRHILLS | 10 | 8,283 | 1,039 | 11% | 9,332 |
| LEE HEALTH - GULF COAST MEDICAL CENTER | 2 | 7,569 | 1,756 | 19% | 9,327 |
| FLORIDA HOSPITAL OF CARROLLWOOD | 23 | 7,997 | 1,306 | 14% | 9,326 |
| SANTA ROSA MEDICAL CENTER | 2 | 7,642 | 1,494 | 16% | 9,138 |
| FAU | | 8,431 | 700 | 8% | 9,131 |
| INFORM DIAGNOSTICS, INC | | 8,548 | 509 | 6% | 9,057 |
| CERNERELR_BAYCARE | 43 | 8,320 | 616 | 7% | 8,979 |
| BAPTIST HEALTH - BEACHES | | 8,279 | 661 | 7% | 8,940 |
| LEE DAVIS COMMUNITY RESOURCE CENTER | | 7,543 | 1,270 | 14% | 8,813 |
| ANNE BATES LEACH EYE HOSPITAL/ ABLEH MICROBIOLOGY LABORATORY | 9 | 8,625 | 125 | 1% | 8,759 |

COVID-19: testing by laboratory

Data through Apr 6, 2021 verified as of Apr 7, 2021 at 09:25 AM

Data in this report are provisional and subject to change.

The numbers in the table below represent the number of Florida and non-Florida residents for whom test results were received by the Department of Health. A person can be tested by more than one laboratory and can have both positive and negative results. **Therefore, the sum of the numbers in each column will be larger than the total number of people tested.**

| Reporting lab | Inconclusive | Negative | Positive | Percent positive | Total |
|--|--------------|----------|----------|------------------|-------|
| CLEVELAND CLINIC MARTIN SOUTH HOSPITAL | 1 | 7,805 | 938 | 11% | 8,744 |
| ADVENTHEALTH CENTRA CARE UNIVERSITY | 1 | 7,731 | 1,000 | 11% | 8,732 |
| BAPTIST HEALTH SOUTH FLORIDA - MIAMI LAKES URGENT CARE | | 6,854 | 1,865 | 21% | 8,719 |
| ADVENTHEALTH CENTRA CARE CLERMONT | | 7,528 | 1,185 | 14% | 8,713 |
| SOUTH BAY HOSPITAL CLINICAL LAB | 1 | 7,738 | 910 | 11% | 8,649 |
| MEMORIAL HOSPITAL WEST LABORATORY SERVICES | 14 | 7,840 | 770 | 9% | 8,624 |
| BAYCARE COMMUNITY HEALTH | | 8,427 | 197 | 2% | 8,624 |
| CLEVELAND CLINIC MARTIN NORTH HOSPITAL | | 7,640 | 934 | 11% | 8,574 |
| NCH DOWNTOWN NAPLES HOSPITAL | 16 | 7,820 | 706 | 8% | 8,542 |
| ADVENTHEALTH CENTRA CARE WINTER PARK | | 7,665 | 872 | 10% | 8,537 |
| ADVENTHEALTH CENTRA CARE WINTER GARDEN | 1 | 7,552 | 960 | 11% | 8,513 |
| INDIAN RIVER MEDICAL CENTER | | 7,489 | 1,012 | 12% | 8,501 |
| MEMORIAL HOSPITAL MICRO | | 7,870 | 558 | 7% | 8,428 |
| POINCIANA MEDICAL CENTER | | 6,625 | 1,775 | 21% | 8,400 |
| KD MEDICAL CHOICE LLC | 5 | 7,639 | 739 | 9% | 8,383 |
| FLORIDA HOSPITAL Ocala | | 7,353 | 983 | 12% | 8,336 |
| AVECINA MEDICAL OAKLEAF | 3 | 6,977 | 1,330 | 16% | 8,310 |
| WEST MARION COMMUNITY HOSPITAL LAB | | 6,885 | 1,341 | 16% | 8,226 |
| ST LUCIE MEDICAL CENTER | | 6,669 | 1,541 | 19% | 8,210 |
| CERNERELR_BAPTISTMIAMI | 31 | 7,313 | 862 | 11% | 8,206 |
| ISPM LABS, LLC DBA CAPSTONE DIAGNOSTICS, LLC | | 7,741 | 394 | 5% | 8,135 |
| ADVENTHEALTH CENTRA CARE LAKELAND | 1 | 7,021 | 1,065 | 13% | 8,087 |
| LAKEWOOD RANCH MEDICAL CENTER | | 7,335 | 620 | 8% | 7,955 |
| FLORIDA HOSPITAL FISH MEMORIAL | 19 | 6,718 | 1,177 | 15% | 7,914 |
| ADVENTHEALTH CENTRA CARE LEE ROAD | | 7,001 | 831 | 11% | 7,832 |
| NCH NORTH NAPLES HOSPITAL | 8 | 7,028 | 757 | 10% | 7,793 |
| MORTON PLANT-MEASE | 5 | 7,013 | 757 | 10% | 7,775 |
| ATLANTIS URGENT CARE | 12 | 6,027 | 1,681 | 22% | 7,720 |
| ARCPPOINT LABS OF FORT MYERS | 5 | 6,745 | 920 | 12% | 7,670 |
| ADVENTHEALTH CENTRA CARE HUNTERS CREEK | 3 | 6,580 | 1,004 | 13% | 7,587 |
| NCH NORTH NAPLES HOSPITAL LAB | 15 | 6,733 | 830 | 11% | 7,578 |
| ADVENTHEALTH CENTRA CARE DR PHILLIPS | | 6,831 | 740 | 10% | 7,571 |
| BAPTIST HEALTH SOUTH FLORIDA - WESTCHESTER URGENT CARE | | 6,217 | 1,340 | 18% | 7,557 |
| QDX PATHOLOGY SERVICES | 2 | 7,087 | 416 | 6% | 7,505 |
| BAYFRONT HEALTH - PORT CHARLOTTE | | 6,847 | 576 | 8% | 7,423 |
| ADVENTHEALTH CENTRA CARE SANFORD | | 6,514 | 890 | 12% | 7,404 |
| HIALEAH HOSPITAL | 4 | 5,777 | 1,606 | 22% | 7,387 |
| BAPTIST HEALTH SOUTH FLORIDA - DORAL URGENT CARE | | 5,815 | 1,415 | 20% | 7,230 |
| ADVENTHEALTH CENTRA CARE LAKE MARY | 2 | 6,281 | 945 | 13% | 7,228 |
| PARAMOUNT URGENT CARE | 2 | 4,057 | 3,131 | 44% | 7,190 |
| ADVENTHEALTH CENTRA CARE MOUNT DORA | | 6,056 | 1,094 | 15% | 7,150 |
| ADVENTHEALTH CENTRA CARE APOPKA | 1 | 6,117 | 1,007 | 14% | 7,125 |
| OVIEDO MEDICAL CENTER | | 6,372 | 719 | 10% | 7,091 |
| BAPTIST HEALTH - NASSAU | | 6,716 | 360 | 5% | 7,076 |
| ADVENTHEALTH CENTRA CARE KISSIMMEE | | 6,307 | 700 | 10% | 7,007 |
| ADVENTIST HEALTH SYSTEMS, SUNBELT INC | | 6,079 | 914 | 13% | 6,993 |

COVID-19: testing by laboratory

Data through Apr 6, 2021 verified as of Apr 7, 2021 at 09:25 AM

Data in this report are provisional and subject to change.

The numbers in the table below represent the number of Florida and non-Florida residents for whom test results were received by the Department of Health. A person can be tested by more than one laboratory and can have both positive and negative results. **Therefore, the sum of the numbers in each column will be larger than the total number of people tested.**

| Reporting lab | Inconclusive | Negative | Positive | Percent positive | Total |
|---|--------------|----------|----------|------------------|-------|
| HOLIDAY CVS LLC | | 6,620 | 370 | 5% | 6,990 |
| COMMUNITY HEALTH CENTERS OF PINELLAS INC | | 5,626 | 1,324 | 19% | 6,950 |
| MEDEXPRESS URGENT CARE OF BOYNTON BEACH LLC | | 6,384 | 558 | 8% | 6,942 |
| AVERO DIAGNOSTICS - IRVING | 11 | 6,445 | 473 | 7% | 6,929 |
| MEDEXPRESS URGENT CARE | 2 | 4,761 | 2,132 | 31% | 6,895 |
| LEE HEALTH CONVENIENT CARE - PAGE FIELD | | 6,123 | 768 | 11% | 6,891 |
| EGLIN AIR FORCE BASE | 14 | 5,190 | 1,664 | 24% | 6,868 |
| IMPERIAL POINT MEDICAL CENTER | | 6,250 | 592 | 9% | 6,842 |
| LUMINUS DIAGNOSTICS | | 6,280 | 556 | 8% | 6,836 |
| ADVENTHEALTH EXPRESS CARE | | 5,590 | 1,168 | 17% | 6,758 |
| UNKNOWN | 4 | 3,489 | 3,240 | 48% | 6,733 |
| ST PETERSBURG GENERAL HOSPITAL | | 5,709 | 991 | 15% | 6,700 |
| EMPIRE CITY LABORATORIES INC | 83 | 5,673 | 926 | 14% | 6,682 |
| ADVENTHEALTH CENTRA CARE ALTAMONTE | | 5,793 | 832 | 13% | 6,625 |
| VISTA CLINICAL | 8 | 3,884 | 2,717 | 41% | 6,609 |
| SUNCOAST PATHOLOGY ASSOCIATES | | 6,040 | 560 | 8% | 6,600 |
| DYNIX DIAGNOSTIX | | 5,897 | 617 | 9% | 6,514 |
| ST JOSEPHS NORTH HOSPITAL LAB | 7 | 5,563 | 939 | 14% | 6,509 |
| SPORTS DRUG TESTING LABORATORY | 93 | 6,242 | 159 | 2% | 6,494 |
| CLINICAL REFERENCE LABORATORY | 2 | 6,152 | 326 | 5% | 6,480 |
| SOLARIS DIAGNOSTICS | 10 | 5,869 | 582 | 9% | 6,461 |
| MEDEXPRESS URGENT CARE HUDSON | | 5,565 | 886 | 14% | 6,451 |
| FORT WALTON BEACH MEDICAL CENTER | | 5,508 | 911 | 14% | 6,419 |
| ACUTIS DIAGNOSTICS | 171 | 5,144 | 1,079 | 17% | 6,394 |
| EMERALD COAST URGENT CARE | | 4,891 | 1,467 | 23% | 6,358 |
| AHCC WESLEY CHAPEL | | 5,507 | 710 | 11% | 6,217 |
| ADVENTHEALTH CENTRA CARE AZALEA PARK | | 5,326 | 885 | 14% | 6,211 |
| FLORIDA HOSPITAL NORTH PINELLAS | 11 | 5,683 | 493 | 8% | 6,187 |
| NORTHWEST FLORIDA COMMUNITY HOSPITAL | 46 | 4,643 | 1,448 | 24% | 6,137 |
| BAPTIST HEALTH SOUTH FLORIDA - PEMBROKE PINES URGENT CARE | | 5,028 | 1,036 | 17% | 6,064 |
| ADVENTHEALTH CENTRA CARE OVIEDO | | 5,189 | 853 | 14% | 6,042 |
| MICROGEN DX | 4 | 5,316 | 716 | 12% | 6,036 |
| MINUTECLINIC LLC | | 5,144 | 888 | 15% | 6,032 |
| ADVENT HEALTH - HEART OF FLORIDA ER | 1 | 5,190 | 806 | 13% | 5,997 |
| ANGEL KIDS PEDIATRICS | | 5,595 | 321 | 5% | 5,916 |
| BAYFRONT HEALTH - VENICE REGIONAL MEDICAL | 1 | 5,374 | 537 | 9% | 5,912 |
| MINUTECLINIC | | 5,016 | 844 | 14% | 5,860 |
| PRO CLINIC | | 4,730 | 1,078 | 19% | 5,808 |
| PUTNAM COMMUNITY MEDICAL CENTER | | 5,086 | 708 | 12% | 5,794 |
| URGENT CARE OF THE PALM BEACHES | | 4,826 | 944 | 16% | 5,770 |
| DOCTORS URGENT CARE LLC | 1 | 4,685 | 1,068 | 19% | 5,754 |
| MINUTECLINIC LLC #3703 | | 4,702 | 1,037 | 18% | 5,739 |
| SOUTH FLORIDA BAPTIST HOSPITAL MICRO | 4 | 4,776 | 947 | 17% | 5,727 |
| FLORIDA COMMUNITY HEALTH CENTER | | 4,569 | 1,153 | 20% | 5,722 |
| ADVENTHEALTH CENTRA CARE LONGWOOD | | 4,992 | 693 | 12% | 5,685 |
| ADVENTHEALTH CENTRA CARE SOUTH ORANGE | | 4,824 | 788 | 14% | 5,612 |

COVID-19: testing by laboratory

Data through Apr 6, 2021 verified as of Apr 7, 2021 at 09:25 AM

Data in this report are provisional and subject to change.

The numbers in the table below represent the number of Florida and non-Florida residents for whom test results were received by the Department of Health. A person can be tested by more than one laboratory and can have both positive and negative results. **Therefore, the sum of the numbers in each column will be larger than the total number of people tested.**

| Reporting lab | Inconclusive | Negative | Positive | Percent positive | Total |
|--|--------------|----------|----------|------------------|-------|
| MINUTECLINIC LLC #1067 | | 4,849 | 758 | 14% | 5,607 |
| COASTAL MED URGENT CARE | | 4,079 | 1,527 | 27% | 5,606 |
| SUNRISE MEDICAL LABORATORIES | 2 | 5,166 | 398 | 7% | 5,566 |
| ADVENTHEALTH CENTRA CARE ORANGE LAKE | | 4,891 | 652 | 12% | 5,543 |
| LABORATORY OF FLORIDA LLC | 41 | 5,035 | 447 | 8% | 5,523 |
| DOCTORS URGENT CARE OF LUTZ LLC | 1 | 4,428 | 1,061 | 19% | 5,490 |
| ADVENTHEALTH CENTRA CARE PORT ORANGE | | 4,601 | 874 | 16% | 5,475 |
| HEALTH FIRST ADVENTHEALTH CENTRA CARE - TITUSVILLE | | 4,636 | 831 | 15% | 5,467 |
| FLORIDA FAMILY LABORATORY, INC DBA | 44 | 4,987 | 434 | 8% | 5,465 |
| MEDICAL DNA LABS LLC | 3 | 4,981 | 477 | 9% | 5,461 |
| TROPICANA FIELD - LOT 2 □ | 19 | 4,935 | 493 | 9% | 5,447 |
| MINUTECLINIC LLC #8396 | | 4,644 | 803 | 15% | 5,447 |
| HOLMES REG MED CENTER CLINICAL LAB | | 4,823 | 617 | 11% | 5,440 |
| WELLINGTON REGIONAL MEDICAL CENTER | | 4,969 | 439 | 8% | 5,408 |
| MEDEXPRESS URGENT CARE - ROYAL PALM BEACH | | 4,808 | 579 | 11% | 5,387 |
| ADVENTHEALTH CENTRA CARE SAND LAKE | | 4,815 | 570 | 11% | 5,385 |
| UNIVERSITY HOSPITAL AND MEDICAL CENTER | | 4,091 | 1,271 | 24% | 5,362 |
| ESCAMBIA COMMUNITY CLINICS INC | 8 | 4,043 | 1,287 | 24% | 5,338 |
| MEDCOMP SCIENCES LLC | 120 | 3,226 | 1,987 | 37% | 5,333 |
| URGENT CARE CURE | 2 | 4,580 | 741 | 14% | 5,323 |
| BAPTIST HEALTH SOUTH FLORIDA - CORAL SPRINGS URGENT CARE | | 4,554 | 763 | 14% | 5,317 |
| BAPTIST HEALTH - NORTH | | 4,209 | 1,095 | 21% | 5,304 |
| MEDEXPRESS URGENT CARE - ESTERO | | 4,752 | 550 | 10% | 5,302 |
| MEDEXPRESS URGENT CARE - GOLDEN GATE | | 4,662 | 614 | 12% | 5,276 |
| PALMS OF PASADENA HOSPITAL | | 4,714 | 560 | 11% | 5,274 |
| MARTIN HOSPITAL SOUTH LAB | | 4,966 | 290 | 6% | 5,256 |
| ADVENTHEALTH CENTRA CARE LEESBURG | | 4,277 | 953 | 18% | 5,230 |
| BAPTIST HEALTH SOUTH FLORIDA - KENDALE LAKES URGENT CARE | | 4,171 | 1,002 | 19% | 5,173 |
| PEDIATRIC HEALTH CARE ALLIANCE PA | | 4,716 | 429 | 8% | 5,145 |
| WESTCHESTER HOSPITAL | 23 | 4,186 | 935 | 18% | 5,144 |
| DOCTORS HOSPITAL OF SARASOTA CLINICAL LABORATORY | | 4,483 | 653 | 13% | 5,136 |
| THE CENTER FOR URGENT CARE | 3 | 4,286 | 835 | 16% | 5,124 |
| BAPTIST HEALTH SOUTH FLORIDA - TAMiami TRAIL URGENT CARE | | 4,119 | 1,003 | 20% | 5,122 |
| MEDEXPRESS URGENT CARE PALM BEACH GARDENS | | 4,667 | 451 | 9% | 5,118 |
| ALTRU DIAGNOSTICS INC | 4 | 4,931 | 179 | 4% | 5,114 |
| TRINITY SPRINGS | | 4,372 | 729 | 14% | 5,101 |
| HEALTH FIRST ADVENTHEALTH CENTRA CARE GATEWAY | 1 | 4,572 | 512 | 10% | 5,085 |
| TALLAHASSEE PRIMARY CARE ASSOCIATES | | 4,430 | 595 | 12% | 5,025 |
| RAULERSON HOSPITAL | | 4,163 | 829 | 17% | 4,992 |
| PHARMCO RX | 2 | 4,628 | 288 | 6% | 4,918 |
| BAPTIST HEALTH SOUTH FLORIDA - CORAL GABLES (UNIVERSITY) URGENT CARE | | 4,197 | 680 | 14% | 4,877 |
| BAPTIST HEALTH SOUTH FLORIDA - PINECREST URGENT CARE | | 4,179 | 688 | 14% | 4,867 |
| BAPTIST HEALTH SOUTH FLORIDA - CORAL GABLES URGENT CARE | | 4,017 | 805 | 17% | 4,822 |
| MEDEXPRESS URGENT CARE - LAKELAND | | 4,172 | 575 | 12% | 4,747 |
| PARAMOUNT URGENT CARE - WINDERMERE | 2 | 3,095 | 1,646 | 35% | 4,743 |
| BAYFRONT HEALTH - SEVEN RIVERS | | 4,297 | 403 | 9% | 4,700 |

COVID-19: testing by laboratory

Data through Apr 6, 2021 verified as of Apr 7, 2021 at 09:25 AM

Data in this report are provisional and subject to change.

The numbers in the table below represent the number of Florida and non-Florida residents for whom test results were received by the Department of Health. A person can be tested by more than one laboratory and can have both positive and negative results. **Therefore, the sum of the numbers in each column will be larger than the total number of people tested.**

| Reporting lab | Inconclusive | Negative | Positive | Percent positive | Total |
|---|--------------|----------|----------|------------------|-------|
| FLAGLER HOSPITAL LABORATORY | 8 | 3,653 | 1,028 | 22% | 4,689 |
| BAPTIST HEALTH SOUTH FLORIDA - PALMETTO BAY URGENT CARE | | 3,912 | 748 | 16% | 4,660 |
| MINUTE CLINIC LLC | | 4,042 | 603 | 13% | 4,645 |
| BETHESDA HOSPITAL WEST | | 4,161 | 473 | 10% | 4,634 |
| MEASE DUNEDIN HOSPITAL | 5 | 4,119 | 484 | 11% | 4,608 |
| NIGHT LITE PEDIATRICS | 4 | 3,343 | 1,258 | 27% | 4,605 |
| MINUTECLINIC LLC # 0709 | | 3,880 | 712 | 16% | 4,592 |
| PREMIER MEDICAL | 2 | 4,492 | 94 | 2% | 4,588 |
| ASCENSION SACRED HEART - EMERALD COAST | | 3,830 | 755 | 16% | 4,585 |
| BAYFRONT HEALTH - BROOKSVILLE | | 4,021 | 503 | 11% | 4,524 |
| MOFFITT CANCER CENTER | 6 | 4,401 | 97 | 2% | 4,504 |
| VENTURE MEDICAL OF FLORIDA LLC | | 4,121 | 332 | 7% | 4,453 |
| PREMIER URGENT CARE OF BREVARD LLC | 4 | 3,862 | 553 | 13% | 4,419 |
| ADVENTHEALTH PROMPT CARE | 2 | 3,213 | 1,199 | 27% | 4,414 |
| ADVENTHEALTH CENTRA CARE COLONIAL TOWN | 2 | 3,909 | 464 | 11% | 4,375 |
| TWIN CITIES HOSPITAL | 1 | 3,799 | 514 | 12% | 4,314 |
| BAYFRONT HEALTH - PUNTA GORDA | | 3,978 | 322 | 7% | 4,300 |
| PALMS MEDICAL GROUP | 5 | 2,974 | 1,320 | 31% | 4,299 |
| DESOTO MEMORIAL HOSPITAL | 3 | 3,509 | 760 | 18% | 4,272 |
| MEMORIAL HOSPITAL- MIRAMAR | 12 | 3,937 | 317 | 7% | 4,266 |
| US BIOTEK LABORATORIES | 15 | 3,863 | 368 | 9% | 4,246 |
| GENESIS DIAGNOSTICS | | 3,994 | 245 | 6% | 4,239 |
| BAYA PHARMACY & URGENT CARE | | 3,126 | 1,109 | 26% | 4,235 |
| ENGLEWOOD COMMUNITY HOSPITAL | | 3,842 | 376 | 9% | 4,218 |
| BAYFRONT HEALTH - SPRING HILL | | 3,850 | 349 | 8% | 4,199 |
| PARAMOUNT URGENT CARE INC | | 2,095 | 2,102 | 50% | 4,197 |
| QUICK CARE MED PL | 2 | 3,500 | 689 | 16% | 4,191 |
| ACCU REFERENCE MEDICAL LAB | 9 | 3,381 | 791 | 19% | 4,181 |
| AMELIA URGENT CARE | | 2,561 | 1,619 | 39% | 4,180 |
| DOCTORS TEST CENTERS | | 3,700 | 473 | 11% | 4,173 |
| ADVENTIST HEALTH SYSTEMS SUNBELT IN DBA | | 3,644 | 467 | 11% | 4,111 |
| NIGHT LITE PEDIATRICS URGENT CARE | 1 | 3,417 | 649 | 16% | 4,067 |
| LAKESIDE MEDICAL CENTER | | 3,235 | 822 | 20% | 4,057 |
| ADVENTHEALTH CENTRA CARE | | 3,609 | 447 | 11% | 4,056 |
| MEDEXPRESS URGENT CARE CAPE CORAL | | 3,463 | 560 | 14% | 4,023 |
| MINUTECLINIC LLC #3463 | | 3,311 | 626 | 16% | 3,937 |
| MINUTECLINIC LLC #3631 | | 3,311 | 585 | 15% | 3,896 |
| MC DIAGNOSTIC OF CONNECTICUT, PC #2220 | | 3,326 | 532 | 14% | 3,858 |
| MINUTECLINIC LLC 5852 | | 3,292 | 557 | 14% | 3,849 |
| BAPTIST HEALTH SOUTH FLORIDA - DAVIE URGENT CARE | | 3,143 | 678 | 18% | 3,821 |
| MINUTECLINIC LLC #5253 | | 3,143 | 629 | 17% | 3,772 |
| SIPARADIGM LLC | 54 | 3,440 | 256 | 7% | 3,750 |
| MINUTECLINIC LLC #5249 | | 3,019 | 711 | 19% | 3,730 |
| MEDEXPRESS URGENT CARE LEHIGH ACRES | | 3,221 | 508 | 14% | 3,729 |
| BAPTIST HEALTH SOUTH FLORIDA - WESTON URGENT CARE | | 3,222 | 475 | 13% | 3,697 |
| ADVENTHEALTH CENTRA CARE WINTER HAVEN | 1 | 2,753 | 919 | 25% | 3,673 |

COVID-19: testing by laboratory

Data through Apr 6, 2021 verified as of Apr 7, 2021 at 09:25 AM

Data in this report are provisional and subject to change.

The numbers in the table below represent the number of Florida and non-Florida residents for whom test results were received by the Department of Health. A person can be tested by more than one laboratory and can have both positive and negative results. **Therefore, the sum of the numbers in each column will be larger than the total number of people tested.**

| Reporting lab | Inconclusive | Negative | Positive | Percent positive | Total |
|---|--------------|----------|----------|------------------|-------|
| HIGHLANDS REGIONAL MEDICAL CENTER | | 2,846 | 788 | 22% | 3,634 |
| GENOSUR LLC | 14 | 3,573 | 42 | 1% | 3,629 |
| CLARITY LAB SOLUTIONS LLC | | 3,608 | 4 | 0% | 3,612 |
| MINUTECLINIC LLC #5190 | | 2,974 | 638 | 18% | 3,612 |
| BARTOW REGIONAL MEDICAL CENTER | 1 | 3,026 | 552 | 15% | 3,579 |
| HEALTH FIRST ADVENTHEALTH CENTRA CARE COCOA | | 3,227 | 351 | 10% | 3,578 |
| PROHEALTH | 3 | 1,968 | 1,576 | 44% | 3,547 |
| MINUTECLINIC LLC #5854 | | 2,957 | 571 | 16% | 3,528 |
| PRECISION HEALTH SOLUTIONS | | 3,323 | 176 | 5% | 3,499 |
| VERILY LIFE SCIENCES | 2 | 3,432 | 50 | 1% | 3,484 |
| ADVENT HEALTH - NEW SMYRNA | | 2,861 | 622 | 18% | 3,483 |
| BRASHEAR'S VITAL CARE CORP | | 2,754 | 726 | 21% | 3,480 |
| BAPTIST HEALTH SOUTH FLORIDA - BRICKELL URGENT CARE | | 2,875 | 603 | 17% | 3,478 |
| CARENOW URGENT CARE | 1 | 2,148 | 1,329 | 38% | 3,478 |
| BAYFRONTVENICEREGIONAL | | 3,357 | 109 | 3% | 3,466 |
| BAPTIST HEALTH URGENT CARE AT SAWGRASS | | 2,845 | 581 | 17% | 3,426 |
| MIDWAY SPECIALTY CARE CENTER DIAGNOSTICS | 38 | 3,147 | 238 | 7% | 3,423 |
| LOWER KEYS MEDICAL CENTER | | 3,106 | 301 | 9% | 3,407 |
| MEDIPATH LLC | | 2,963 | 431 | 13% | 3,394 |
| ADVENTHEALTH CENTRA CARE KIDS LAKE MARY | | 3,138 | 251 | 7% | 3,389 |
| IMMOKALEE CHD | | 3,155 | 234 | 7% | 3,389 |
| HEALTH FIRST ADVENTHEALTH CENTRA CARE MALABAR | | 3,052 | 327 | 10% | 3,379 |
| MEDEXPRESS URGENT CARE - DELAND | | 3,010 | 366 | 11% | 3,376 |
| ADVENT HEALTH CENTRA CARE -WINTER PARK KIDS URGENT CARE | 4 | 3,060 | 277 | 8% | 3,341 |
| HOLIDAY CVS LLC DBA CVS PHARMACY #5154 | | 3,243 | 90 | 3% | 3,333 |
| MINUTECLINIC LLC #3662 | | 2,823 | 500 | 15% | 3,323 |
| MINUTECLINIC LLC #4415 | | 2,783 | 500 | 15% | 3,283 |
| MEDONE PLLC | | 2,485 | 763 | 23% | 3,248 |
| WALGREEN CO | 2 | 2,871 | 364 | 11% | 3,237 |
| MEDEXPRESS URGENT CARE - VERO BEACH | | 2,817 | 419 | 13% | 3,236 |
| PARAMOUNT URGENT CARE - ORLANDO | | 2,219 | 1,001 | 31% | 3,220 |
| MINUTECLINIC LLC #7886 | | 2,792 | 421 | 13% | 3,213 |
| MINUTECLINIC LLC #1771 | | 2,705 | 498 | 16% | 3,203 |
| MINUTECLINIC LLC #5214 | | 2,733 | 462 | 14% | 3,195 |
| MINUTECLINIC LLC #7887 | | 2,780 | 414 | 13% | 3,194 |
| SELECT LABORATORIES - MARION COUNTY, FL LLC | 5 | 2,881 | 307 | 10% | 3,193 |
| MINUTECLINIC LLC # 3930 | | 2,750 | 429 | 13% | 3,179 |
| PHYSICIANS REGIONAL MEDICAL CENTER - COLLIER BLVD | 1 | 2,362 | 807 | 25% | 3,170 |
| PRIMEHEALTH URGENT CARE INC | | 2,692 | 461 | 15% | 3,153 |
| MINUTECLINIC LLC #4458 | | 2,623 | 521 | 17% | 3,144 |
| MINUTECLINIC, LLC #4015 | | 2,489 | 648 | 21% | 3,137 |
| BMCT Molecular Diagnostics Subsection | | 2,612 | 515 | 16% | 3,127 |
| SCION LAB SERVICES LLC | 26 | 2,876 | 224 | 7% | 3,126 |
| BAPTIST HEALTH EMERGENCY CENTER COUNTRY WALK | 1 | 2,641 | 482 | 15% | 3,124 |
| EXACT SCIENCES LABORATORIES, LLC | | 2,848 | 272 | 9% | 3,120 |
| MINUTECLINIC LLC #3814 | | 2,640 | 469 | 15% | 3,109 |

COVID-19: testing by laboratory

Data through Apr 6, 2021 verified as of Apr 7, 2021 at 09:25 AM

Data in this report are provisional and subject to change.

The numbers in the table below represent the number of Florida and non-Florida residents for whom test results were received by the Department of Health. A person can be tested by more than one laboratory and can have both positive and negative results. **Therefore, the sum of the numbers in each column will be larger than the total number of people tested.**

| Reporting lab | Inconclusive | Negative | Positive | Percent positive | Total |
|---|--------------|----------|----------|------------------|-------|
| MINUTECLINIC LLC #7225 | | 2,650 | 458 | 15% | 3,108 |
| MINUTECLINIC LLC # 0514 | | 2,730 | 377 | 12% | 3,107 |
| MEMORIAL HOSPITAL PEMBROKE | 3 | 2,728 | 352 | 11% | 3,083 |
| BAPTIST HEALTH - CLAY | | 2,673 | 406 | 13% | 3,079 |
| MARINERS HOSPITAL | 1 | 2,775 | 291 | 9% | 3,067 |
| MINUTECLINIC LLC # 3686 | | 2,606 | 426 | 14% | 3,032 |
| MINUTECLINIC LLC #3257 | | 2,508 | 492 | 16% | 3,000 |
| GESSLER CLINIC | 2 | 2,062 | 931 | 31% | 2,995 |
| MINUTECLINIC, LLC #3204 | | 2,501 | 487 | 16% | 2,988 |
| ACCESS POINT HEALTHCARE URGENT & PRIMARY CARE | 2 | 2,300 | 683 | 23% | 2,985 |
| AFC PHYSICIANS OF FLORIDA | | 2,297 | 687 | 23% | 2,984 |
| MARION E FETHER MEDICAL CENTER, THE | | 2,723 | 252 | 8% | 2,975 |
| VETERANS AFFAIRS MEDICAL CENTER - ORLANDO | 1 | 1,343 | 1,621 | 55% | 2,965 |
| ADVENTHEALTH CENTRA CARE CONWAY | | 2,517 | 447 | 15% | 2,964 |
| MINUTECLINIC LLC #1055 | | 2,404 | 533 | 18% | 2,937 |
| KEYS AHEC SCHOOL MEDICAL CLINIC | 15 | 2,786 | 129 | 4% | 2,930 |
| PARAMOUNT URGENT CARE - OVIEDO | | 2,037 | 890 | 30% | 2,927 |
| MEDEXPRESS URGENT CARE CORAL SPRINGS | | 2,596 | 315 | 11% | 2,911 |
| MINUTECLINIC LLC #3291 | | 2,495 | 409 | 14% | 2,904 |
| MINUTECLINIC LLC #3003 | | 2,365 | 532 | 18% | 2,897 |
| NXGEN MDX LLC | 6 | 2,570 | 312 | 11% | 2,888 |
| STONE CLINICAL LABORATORIES | | 2,790 | 96 | 3% | 2,886 |
| WALGREENS ORLANDO | 3 | 2,538 | 340 | 12% | 2,881 |
| MEDEXPRESS FORT MYERS | | 2,523 | 355 | 12% | 2,878 |
| MINUTECLINIC LLC #7973 | | 2,492 | 383 | 13% | 2,875 |
| STEWART ROCKLEDGE HOSPITAL | 1 | 2,532 | 338 | 12% | 2,871 |
| BLUE MED CONSULTANTS | | 2,753 | 108 | 4% | 2,861 |
| MINUTECLINIC, LLC #5817 | | 2,358 | 489 | 17% | 2,847 |
| MINUTECLINIC LLC #3705 | | 2,489 | 338 | 12% | 2,827 |
| CAREFAST+ | 1 | 2,065 | 758 | 27% | 2,824 |
| MINUTECLINIC LLC # 7933 | | 2,497 | 327 | 12% | 2,824 |
| MINUTECLINIC LLC #3748 | | 2,295 | 525 | 19% | 2,820 |
| MINUTECLINIC LLC # 3579 | | 2,332 | 483 | 17% | 2,815 |
| MINUTECLINIC LLC #3255 | | 2,471 | 327 | 12% | 2,798 |
| CELESTA MEDICAL SERVICES LLC DBA - AMERICAN RESEARCH LABS | | 2,544 | 236 | 8% | 2,780 |
| BAPTIST HEALTHCARE - GULF BREEZE HOSPITAL | 3 | 2,303 | 465 | 17% | 2,771 |
| SPECTOR SCIENTIFIC LAB | 13 | 1,991 | 765 | 28% | 2,769 |
| BAPTIST HEALTH - OAKLEAF | | 2,320 | 448 | 16% | 2,768 |
| MINUTECLINIC LLC #5924 | | 2,350 | 402 | 15% | 2,752 |
| CITRUS MEMORIAL HOSPITAL LABORATORY | | 2,251 | 497 | 18% | 2,748 |
| SACRED HEART HEALTH SYSTEM, INC | 1 | 1,871 | 872 | 32% | 2,744 |
| MINUTECLINIC LLC #7173 | | 2,398 | 346 | 13% | 2,744 |
| MINUTECLINIC, LLC (CLINIC 10699) | | 2,379 | 346 | 13% | 2,725 |
| MEDIQUICK URGENT CARE CENTERS INC | | 2,040 | 684 | 25% | 2,724 |
| MINUTECLINIC LLC #5216 | | 2,333 | 372 | 14% | 2,705 |
| MEDEXPRESS URGENT CARE - CLEWISTON | | 2,237 | 447 | 17% | 2,684 |

COVID-19: testing by laboratory

Data through Apr 6, 2021 verified as of Apr 7, 2021 at 09:25 AM

Data in this report are provisional and subject to change.

The numbers in the table below represent the number of Florida and non-Florida residents for whom test results were received by the Department of Health. A person can be tested by more than one laboratory and can have both positive and negative results. **Therefore, the sum of the numbers in each column will be larger than the total number of people tested.**

| Reporting lab | Inconclusive | Negative | Positive | Percent positive | Total |
|--|--------------|----------|----------|------------------|-------|
| BAY MEDICAL CENTER SACRED HEART HEALTH SYSTEM | | 2,082 | 596 | 22% | 2,678 |
| MINUTECLINIC LLC #3654 | | 2,228 | 448 | 17% | 2,676 |
| EMERALD COAST URGENT CARE, LLC | 1 | 1,970 | 660 | 25% | 2,631 |
| MINUTECLINIC LLC #4612 | | 2,143 | 486 | 18% | 2,629 |
| PHYSICIANS PRIMARY CARE | 2 | 2,350 | 256 | 10% | 2,608 |
| BAPTIST HEALTH SOUTH FLORIDA - MIAMI BEACH URGENT CARE | | 2,217 | 383 | 15% | 2,600 |
| ADVENT HEALTH - DADE CITY | | 2,287 | 311 | 12% | 2,598 |
| MINUTECLINIC LLC #4024 | | 2,262 | 330 | 13% | 2,592 |
| VA PAIN CLINIC | 4 | 2,489 | 91 | 4% | 2,584 |
| MEDEXPRESS URGENT CARE BOCA RATON | | 2,342 | 236 | 9% | 2,578 |
| AFC PHYSICIANS OF FLORIDA PA | | 2,049 | 528 | 20% | 2,577 |
| MINUTECLINIC LLC #3285 | | 2,238 | 336 | 13% | 2,574 |
| ADVENT HEALTH - OCALA | | 2,124 | 447 | 17% | 2,571 |
| MINUTECLINIC LLC #1807 | | 2,159 | 403 | 16% | 2,562 |
| MINUTECLINIC LLC #3648 | | 2,092 | 465 | 18% | 2,557 |
| CHARLES AIESI CONSULTING INC | 12 | 2,248 | 281 | 11% | 2,541 |
| HEALTH CARE DISTRICT OF PALM BEACH COUNTY | 1 | 2,320 | 218 | 9% | 2,539 |
| DONALD W ROBERTSON DO PA | | 1,976 | 549 | 22% | 2,525 |
| AMELIA EXPRESS CARE LLC | 10 | 2,188 | 326 | 13% | 2,524 |
| JUPITER MEDICAL CENTER URGENT CARE | | 1,966 | 557 | 22% | 2,523 |
| VITRO MOLECULAR LABORATORIES | 50 | 2,295 | 175 | 7% | 2,520 |
| PATIENTS FIRST - THOMASVILLE ROAD | | 2,229 | 276 | 11% | 2,505 |
| MINUTECLINIC LLC #4201 | | 2,181 | 315 | 13% | 2,496 |
| MINUTECLINIC LLC #476 | | 2,157 | 330 | 13% | 2,487 |
| EMERALD COAST URGENT CARE LLC | | 1,825 | 657 | 26% | 2,482 |
| MINUTECLINIC LLC #6007 | | 2,131 | 347 | 14% | 2,478 |
| MINUTECLINIC LLC #3635 | | 2,147 | 328 | 13% | 2,475 |
| EMERGENCY PHYSICIANS MEDICAL CENTER | | 1,365 | 1,101 | 45% | 2,466 |
| MINUTECLINIC LLC #1350 | | 2,150 | 303 | 12% | 2,453 |
| DR G'S URGENT CARE | | 2,131 | 322 | 13% | 2,453 |
| FLORIDA MEDICAL CLINIC | 3 | 1,120 | 1,322 | 54% | 2,445 |
| MINUTECLINIC LLC #5069 | | 2,045 | 396 | 16% | 2,441 |
| PARRISH MEDICAL CENTER | 1 | 2,131 | 296 | 12% | 2,428 |
| LAKELAND REGIONAL HEALTH PABLO | | 2,134 | 291 | 12% | 2,425 |
| MINUTECLINIC LLC #1821 | | 2,175 | 244 | 10% | 2,419 |
| PHYSICIANS STAT LAB | 3 | 1,074 | 1,338 | 55% | 2,415 |
| COMMUNITY HEALTH NORTHWEST FLORIDA | 4 | 1,856 | 553 | 23% | 2,413 |
| TAMPA COMMUNITY HOSPITAL | | 2,076 | 337 | 14% | 2,413 |
| MINUTECLINIC LLC #8381 | | 2,091 | 321 | 13% | 2,412 |
| WHOLE FAMILY HEALTH CENTER INC | | 1,972 | 422 | 18% | 2,394 |
| BOND URGENT CARE LLC | | 1,800 | 582 | 24% | 2,382 |
| JACKSON HOSPITAL CLINICAL LABORATORY | | 2,057 | 310 | 13% | 2,367 |
| LAKE WALES MEDICAL CENTER INC | | 2,056 | 285 | 12% | 2,341 |
| ASCENSION SACRED HEART - GULF | | 1,787 | 534 | 23% | 2,321 |
| PHYSICIAN ASSOCIATES | | 2,070 | 240 | 10% | 2,310 |
| MINUTECLINIC LLC #5157 | | 2,010 | 300 | 13% | 2,310 |

COVID-19: testing by laboratory

Data through Apr 6, 2021 verified as of Apr 7, 2021 at 09:25 AM

Data in this report are provisional and subject to change.

The numbers in the table below represent the number of Florida and non-Florida residents for whom test results were received by the Department of Health. A person can be tested by more than one laboratory and can have both positive and negative results. **Therefore, the sum of the numbers in each column will be larger than the total number of people tested.**

| Reporting lab | Inconclusive | Negative | Positive | Percent positive | Total |
|---|--------------|----------|----------|------------------|-------|
| LEE HEALTH - COCONUT POINT CLINICAL LAB | 2 | 1,872 | 433 | 19% | 2,307 |
| NCHMD INC | | 1,925 | 354 | 16% | 2,279 |
| MINUTECLINIC, LLC # 4469 | | 1,991 | 277 | 12% | 2,268 |
| CORE DIAGNOSTIC LABORATORIES LLC | 17 | 1,926 | 324 | 14% | 2,267 |
| ASSOCIATED PATHOLOGISTS, LLC | 3 | 1,856 | 392 | 17% | 2,251 |
| MINUTECLINIC LLC #1815 | | 1,988 | 240 | 11% | 2,228 |
| INTELEX LABS, LLC | | 2,153 | 75 | 3% | 2,228 |
| PRIMEHEALTH URGENT CARE | 1 | 1,865 | 361 | 16% | 2,227 |
| MINI ER WATERFORD LAKES, THE | | 1,915 | 310 | 14% | 2,225 |
| MEDEXPRESS PORT CHARLOTTE | | 1,993 | 228 | 10% | 2,221 |
| UNIVERSITY OF NORTH FLORIDA STUDENT HEALTH | | 2,144 | 74 | 3% | 2,218 |
| MINUTECLINIC LLC #214 | | 1,855 | 341 | 16% | 2,196 |
| GENOME LLC | 2 | 2,022 | 157 | 7% | 2,181 |
| FLOWERS HOSPITAL | | 1,973 | 192 | 9% | 2,165 |
| PENSACOLA PEDIATRICS PA | 1 | 1,942 | 175 | 8% | 2,118 |
| OPTUM LABS LLC | 1 | 1,885 | 194 | 9% | 2,080 |
| NCH NORTHEAST | 7 | 1,627 | 435 | 21% | 2,069 |
| MINUTECLINIC LLC #3236 | | 1,754 | 306 | 15% | 2,060 |
| FIU-HEALTH AUXILIARY LABORATORY | 6 | 1,930 | 123 | 6% | 2,059 |
| MARTIN HEALTH SYSTEM - ST LUCIE WEST | | 1,838 | 187 | 9% | 2,025 |
| GENUS3 | | 1,943 | 74 | 4% | 2,017 |
| BAPTIST HEALTH EMERGENCY CENTER AT WEST CORAL WAY | | 1,621 | 389 | 19% | 2,010 |
| DOC SMILEYS URGENT CARE LLC | | 1,616 | 360 | 18% | 1,976 |
| LITTLE PINE PEDIATRICS | 1 | 1,695 | 275 | 14% | 1,971 |
| MINUTECLINIC LLC #3637 | | 1,589 | 382 | 19% | 1,971 |
| BARDMOOR LABORATORY | 9 | 1,657 | 302 | 15% | 1,968 |
| DOC SMILEY'S URGENT CARE | | 1,706 | 247 | 13% | 1,953 |
| MEDFAST URGENT CARE CENTERS LLC | 2 | 608 | 1,325 | 68% | 1,935 |
| MEDICAL CONSULTANTS OF FLORIDA, LLC | 2 | 1,579 | 286 | 15% | 1,867 |
| BAYFRONT HEALTH - CITRUS HILLS | | 1,623 | 221 | 12% | 1,844 |
| BROWNWOOD CARE CENTER | | 1,604 | 227 | 12% | 1,831 |
| ARCPOINT LABS | | 1,243 | 579 | 32% | 1,822 |
| KETAMINE HEALTH CENTERS LLC | 1 | 1,661 | 152 | 8% | 1,814 |
| LABORATORY SPECIALISTS OF MICHIGAN | | 1,497 | 314 | 17% | 1,811 |
| WHITE WILSON MEDICAL CENTER | | 460 | 1,349 | 75% | 1,809 |
| MINUTECLINIC, LLC #3245 | | 1,447 | 339 | 19% | 1,786 |
| WILLIAM OWEN PASS PARK | | 1,538 | 237 | 13% | 1,775 |
| NEIGHBORHOOD MEDICAL CENTER INC | 17 | 1,574 | 183 | 10% | 1,774 |
| STATMED OCALA | 6 | 1,570 | 191 | 11% | 1,767 |
| GENESIS LABORATORY MANAGEMENT | 14 | 1,507 | 242 | 14% | 1,763 |
| RIVER TOWN DIAGNOSTIC LLC | | 1,470 | 286 | 16% | 1,756 |
| MIAMI JEWISH HEALTH SYSTEMS | | 1,678 | 70 | 4% | 1,748 |
| ADVANCED MEDICAL OF NAPLES LLC | | 1,564 | 177 | 10% | 1,741 |
| Community_Health | | 1,533 | 199 | 11% | 1,732 |
| IGENOMIX USA LLC | 50 | 1,518 | 159 | 9% | 1,727 |
| NORTH SHORE LONG ISLAND JEWISH HEALTH | 1 | 1,633 | 90 | 5% | 1,724 |

COVID-19: testing by laboratory

Data through Apr 6, 2021 verified as of Apr 7, 2021 at 09:25 AM

Data in this report are provisional and subject to change.

The numbers in the table below represent the number of Florida and non-Florida residents for whom test results were received by the Department of Health. A person can be tested by more than one laboratory and can have both positive and negative results. **Therefore, the sum of the numbers in each column will be larger than the total number of people tested.**

| Reporting lab | Inconclusive | Negative | Positive | Percent positive | Total |
|---|--------------|----------|----------|------------------|-------|
| SPARROW HEALTHCARE | 2 | 1,468 | 254 | 15% | 1,724 |
| JW PLASTIC SURGERY | | 1,449 | 244 | 14% | 1,693 |
| ED FRASER MEMORIAL HOSPITAL | | 1,429 | 247 | 15% | 1,676 |
| MINUTECLINIC LLC #8927 | | 1,434 | 236 | 14% | 1,670 |
| READY RESPONDERS FLORIDA, PLLC | | 1,440 | 229 | 14% | 1,669 |
| LABTECH DIAGNOSTIC | | 1,374 | 289 | 17% | 1,663 |
| MINUTECLINIC LLC | | 1,445 | 196 | 12% | 1,641 |
| SHELL POINT NURSING PAVILION | 1 | 1,546 | 73 | 5% | 1,620 |
| MINUTECLINIC LLC #5187 | | 1,416 | 203 | 13% | 1,619 |
| GRAVITY DIAGNOSTICS, LLC | 3 | 1,459 | 151 | 9% | 1,613 |
| OPTEO LABORATORY | | 1,567 | 34 | 2% | 1,601 |
| ELLENTON URGENT CARE | | 1,361 | 234 | 15% | 1,595 |
| PROJECT HEALTH, INC SUMTERVILLE | 5 | 1,304 | 279 | 18% | 1,588 |
| PROHEALTH MEDICAL CLINIC | | 954 | 632 | 40% | 1,586 |
| OPTUMCARE FLORIDA LLC | | 1,296 | 283 | 18% | 1,579 |
| ASSURANCE SCIENTIFIC LABORATORIES | 1 | 1,294 | 283 | 18% | 1,578 |
| MELBOURNE MEDICAL LABORATORY | 2 | 1,366 | 203 | 13% | 1,571 |
| BIO-TECH CLINICAL LABORATORIES INC | | 1,377 | 191 | 12% | 1,568 |
| ER QUICKCARE PL | | 1,343 | 213 | 14% | 1,556 |
| BAPTIST HEALTH SOUTH FLORIDA - COUNTRY WALK URGENT CARE EXPRESS | | 1,312 | 238 | 15% | 1,550 |
| MEDEXPRESS URGENT CARE - JAX ATLANTIC BLVD | | 1,334 | 210 | 14% | 1,544 |
| PATIENTS FIRST LAKE ELLA MEDICAL CENTER | | 1,385 | 157 | 10% | 1,542 |
| FLORIDA DEPARTMENT OF HEALTH IN POLK COUNTY | 2 | 1,184 | 352 | 23% | 1,538 |
| SUNRISE URGENT CARE ASSOCIATES LLC D/B/A | 9 | 1,049 | 466 | 31% | 1,524 |
| FIRST QUALITY LABORATORY | | 1,419 | 98 | 6% | 1,517 |
| BIOCERNA LLC | 9 | 1,338 | 165 | 11% | 1,512 |
| VRL EUROFINs | | 1,473 | 39 | 3% | 1,512 |
| UNIVERSITY OF ALABAMA AT BIRMINGHAM | | 1,461 | 48 | 3% | 1,509 |
| PEDIATRIC HEALTH CARE ALLIANCE - NORTHDALe | | 1,361 | 131 | 9% | 1,492 |
| BAPTIST HEALTH SOUTH FLORIDA - KEY BISCANE URGENT CARE EXPRESS | | 1,295 | 187 | 13% | 1,482 |
| PARAMOUNT URGENT CARE VILLAGES | | 952 | 519 | 35% | 1,471 |
| BAPTIST HEALTHCARE - JAY HOSPITAL | 3 | 1,078 | 373 | 26% | 1,454 |
| ADVANCE MEDICAL OF NAPLES | | 327 | 1,124 | 77% | 1,451 |
| CAREFAST MURABELLA | | 967 | 484 | 33% | 1,451 |
| TOM LEE COMMUNITY HEALTH CENTER | | 962 | 488 | 34% | 1,450 |
| CAREMED CLINIC LLC | 1 | 1,150 | 294 | 20% | 1,445 |
| UHEALTH DEERFIELD BEACH/UMSYLVESTER DEERFIELD BEACH LABORATORY | 3 | 1,380 | 55 | 4% | 1,438 |
| HEALTH CENTRAL CLINICAL LABORATORY | | 1,286 | 144 | 10% | 1,430 |
| PATIENTS CHOICE LABORATORIES | | 831 | 592 | 42% | 1,423 |
| NYU HOSPITALS CENTER CLINICAL LABORATORIES | | 1,377 | 44 | 3% | 1,421 |
| UHEALTH CLINIC AT WALGREENS | | 1,153 | 265 | 19% | 1,418 |
| TEMPUS CLINICAL LABORATORY | 10 | 1,252 | 152 | 11% | 1,414 |
| SMA LAB | 11 | 1,243 | 157 | 11% | 1,411 |
| BROAD INSTITUTE CLINICAL SEQUENCING RESEARCH PLATFORM | 11 | 1,354 | 46 | 3% | 1,411 |
| COASTAL LABORATORIES | 1 | 1,120 | 287 | 20% | 1,408 |
| ST ANNES NURSING CENTER | | 1,376 | 28 | 2% | 1,404 |

COVID-19: testing by laboratory

Data through Apr 6, 2021 verified as of Apr 7, 2021 at 09:25 AM

Data in this report are provisional and subject to change.

The numbers in the table below represent the number of Florida and non-Florida residents for whom test results were received by the Department of Health. A person can be tested by more than one laboratory and can have both positive and negative results. **Therefore, the sum of the numbers in each column will be larger than the total number of people tested.**

| Reporting lab | Inconclusive | Negative | Positive | Percent positive | Total |
|--|--------------|----------|----------|------------------|-------|
| TREASURE COAST MEDICAL ASSOCIATES INC | | 747 | 655 | 47% | 1,402 |
| EUROFINS NTD, LLC | | 1,345 | 44 | 3% | 1,389 |
| AMELIA EXPRESS CARE | 1 | 772 | 615 | 44% | 1,388 |
| ADVENTHEALTH CENTRA CARE TRINITY | | 1,200 | 180 | 13% | 1,380 |
| CREEKSIDE CARE CENTER | 1 | 1,191 | 175 | 13% | 1,367 |
| PARAMOUNT URGENT CARE - CLERMONT | | 807 | 560 | 41% | 1,367 |
| PALM BAY HOSPITAL CLINICAL LABORATORY | | 984 | 375 | 28% | 1,359 |
| ASCENSION ST VINCENT'S - SOUTHSIDE | | 1,308 | 49 | 4% | 1,357 |
| QUICK CARE MED | | 1,063 | 292 | 22% | 1,355 |
| APALACHEE CORRECTIONAL INSTITUTION EAST UNIT | | 1,322 | 26 | 2% | 1,348 |
| VAVA PARTNERS LLC | | 528 | 816 | 61% | 1,344 |
| MYTEST DIAGNOSTICS | | 1,272 | 68 | 5% | 1,340 |
| INNOVATIVE TRANSFUSION MEDICINE, INC | 11 | 1,156 | 170 | 13% | 1,337 |
| ABSOLUTE GENOMICS | 2 | 1,091 | 208 | 16% | 1,301 |
| ADDICTION LABS OF AMERICA | 3 | 1,214 | 79 | 6% | 1,296 |
| XPRESS URGENT CARE | 4 | 1,092 | 195 | 15% | 1,291 |
| HOLIDAY CVS LLC DBA CVS PHARMACY #5155 | | 1,216 | 61 | 5% | 1,277 |
| PRIMARY CARE SOUTH INC | | 830 | 447 | 35% | 1,277 |
| LAB24 INC | 3 | 595 | 676 | 53% | 1,274 |
| NAPLES URGENT CARE | 1 | 811 | 432 | 35% | 1,244 |
| PALM HARBOR PHARMACY | | 1,076 | 165 | 13% | 1,241 |
| NORTH VISTA HOSPITAL LABORATORY | | 1,055 | 184 | 15% | 1,239 |
| SOLARIS HEALTHCARE PALATKA | | 1,135 | 103 | 8% | 1,238 |
| STAGEZERO LIFE SCIENCES INC | 4 | 1,124 | 103 | 8% | 1,231 |
| ADVANCED DIAGNOSTIC LABORATORY | | 1,176 | 47 | 4% | 1,223 |
| NORTH FLORIDA PEDIATRICS-TALLAHASSEE | 1 | 1,118 | 103 | 8% | 1,222 |
| USF MORSANI CENTER FOR ADVANCED HEALTH CARE | | 1,072 | 148 | 12% | 1,220 |
| PALM BEACH ATLANTIC UNIVERSITY | | 1,183 | 36 | 3% | 1,219 |
| CLINICORE | | 1,124 | 91 | 7% | 1,215 |
| PROJECT HEALTH INC | 4 | 1,027 | 174 | 14% | 1,205 |
| ST PETERSBURG PEDIATRICS | 1 | 1,088 | 115 | 10% | 1,204 |
| PROFESSIONAL HEALTH EXAMINERS DBA PROHEALTH | 1 | 976 | 224 | 19% | 1,201 |
| ACCESS MEDICAL LABS | | 746 | 448 | 38% | 1,194 |
| EPN URGENT CARE NAPLES | 2 | 792 | 398 | 33% | 1,192 |
| LPG COCONUT POINT | | 994 | 197 | 17% | 1,191 |
| NORTH FLORIDA PEDIATRICS - LAKE CITY | | 965 | 219 | 18% | 1,184 |
| COASTAL PEDIATRIC GROUP | | 1,027 | 156 | 13% | 1,183 |
| CARENOW URGENT CARE - FORT PIERCE | | 833 | 348 | 29% | 1,181 |
| ARCPOINT LABS OF CORAL SPRINGS FL | | 988 | 177 | 15% | 1,165 |
| AMERICAN SCIENTIFIC LABORATORIES LLC | | 1,135 | 15 | 1% | 1,150 |
| CATALYST WALK IN CLINIC | | 903 | 231 | 20% | 1,134 |
| CAPSTONE HEALTHCARE | | 802 | 330 | 29% | 1,132 |
| VERITAS GENETICS | 61 | 945 | 119 | 11% | 1,125 |
| STEWART REFERENCE LABORATORY | 1 | 611 | 505 | 45% | 1,117 |
| GROWING TOGETHER PEDIATRICS LLC | | 1,054 | 62 | 6% | 1,116 |
| EMERALD COAST PEDIATRICS | | 1,058 | 57 | 5% | 1,115 |

COVID-19: testing by laboratory

Data through Apr 6, 2021 verified as of Apr 7, 2021 at 09:25 AM

Data in this report are provisional and subject to change.

The numbers in the table below represent the number of Florida and non-Florida residents for whom test results were received by the Department of Health. A person can be tested by more than one laboratory and can have both positive and negative results. **Therefore, the sum of the numbers in each column will be larger than the total number of people tested.**

| Reporting lab | Inconclusive | Negative | Positive | Percent positive | Total |
|--|--------------|----------|----------|------------------|-------|
| PEDIATRICS OF CENTRAL FLORIDA PA | 20 | 1,036 | 58 | 5% | 1,114 |
| GENEIQ | | 1,035 | 63 | 6% | 1,098 |
| XYZ LABORATORY | 8 | 942 | 146 | 13% | 1,096 |
| PENSACOLA PEDIATRICS | 3 | 857 | 236 | 22% | 1,096 |
| PRIMARY CARE OF THE TREASURE COAST | | 944 | 134 | 12% | 1,078 |
| TYNDALL AIR FORCE BASE | | 864 | 210 | 20% | 1,074 |
| COLLIER URGENT CARE CENTERS CREEKSIDE | | 950 | 121 | 11% | 1,071 |
| PROFESSIONAL HEALTH EXAMINERS | | 920 | 146 | 14% | 1,066 |
| AMERICAN FAMILY CARE PENSACOLA WEST | | 533 | 533 | 50% | 1,066 |
| HENDRY REGIONAL MEDICAL CENTER CLINICAL LABORATORY | | 809 | 254 | 24% | 1,063 |
| RAINBOW RIVER MEDICAL LABORATORY | | 977 | 83 | 8% | 1,060 |
| FISHERMENS HOSPITAL CLINICAL LAB | | 963 | 93 | 9% | 1,056 |
| CAPE CANAVERAL HOSPITAL | | 754 | 284 | 27% | 1,038 |
| INTERLACHEN PEDIATRICS | | 996 | 39 | 4% | 1,035 |
| LENCO MEDICAL LABORATORY | | 980 | 54 | 5% | 1,034 |
| MINUTECLINIC, LLC DBA MINUTECLINIC #4717 | | 991 | 42 | 4% | 1,033 |
| EAST LAKE PEDIATRICS | | 890 | 123 | 12% | 1,013 |
| VRL EUROFINs - DALLAS | | 996 | 13 | 1% | 1,009 |
| VERITOR | | 850 | 158 | 16% | 1,008 |
| INTERLACHEN PEDIATRICS PA | | 960 | 47 | 5% | 1,007 |
| PHAROS HEALTH | | 756 | 247 | 25% | 1,003 |
| SPEARHEAD MEDICAL | | 904 | 95 | 10% | 999 |
| THE HEALTH CENTER OF PLANT CITY | | 922 | 77 | 8% | 999 |
| HALIFAX MEDICAL CENTER-PORT ORANGE LAB | | 859 | 139 | 14% | 998 |
| WOODLANDS MEDICAL SPECIALISTS | | 733 | 262 | 26% | 995 |
| LAKELAND REGIONAL HEALTH - PWC/OB | | 36 | 954 | 96% | 990 |
| ADVENTHEALTH EXPRESS CARE AT WALGREENS | | 854 | 128 | 13% | 982 |
| NORTH FLORIDA PEDIATRICS PA - SUWANNEE | 3 | 845 | 127 | 13% | 975 |
| NORTH OKALOOSA MEDICAL CENTER | | 622 | 340 | 35% | 962 |
| HISTOPATHOLOGY SERVICES, LLC | | 845 | 107 | 11% | 952 |
| BAPTIST HEALTH - MD ANDERSON CANCER CENTER | | 938 | 5 | 1% | 943 |
| MOLECULAR TESTING LABS | | 852 | 88 | 9% | 940 |
| COVANCE CLINICAL RESEARCH UNIT INC | | 913 | 26 | 3% | 939 |
| UNIVERSITY OF WEST FLORIDA STUDENT HEALTH SERVICES | 1 | 811 | 127 | 14% | 939 |
| ENCOMPASS HEALTH | | 915 | 22 | 2% | 937 |
| C.W. BILL YOUNG VA MEDICAL CENTER | 1 | 21 | 909 | 98% | 931 |
| INTEGRITY LABORATORIES, LLC | 4 | 756 | 165 | 18% | 925 |
| TACACHALE CLINICAL LABORATORY | 1 | 872 | 49 | 5% | 922 |
| GENE TOX WORLDWIDE | 60 | 736 | 125 | 14% | 921 |
| FAST TRACK URGENT CARE CENTER | | 4 | 915 | 100% | 919 |
| LOOP PEDIATRICS PA | 3 | 769 | 138 | 15% | 910 |
| NORTH FLORIDA PEDIATRICS PA | 2 | 789 | 114 | 13% | 905 |
| CHILDRENS MEDICAL ASSOCIATION | | 819 | 83 | 9% | 902 |
| CONSULATE HEALTH CARE OF NEW PORT RICHEY | 2 | 772 | 126 | 14% | 900 |
| LEE COUNTY EMERGENCY MEDICAL SERVICE | 1 | 775 | 121 | 13% | 897 |
| CLARITY LABS | | 797 | 95 | 11% | 892 |

COVID-19: testing by laboratory

Data through Apr 6, 2021 verified as of Apr 7, 2021 at 09:25 AM

Data in this report are provisional and subject to change.

The numbers in the table below represent the number of Florida and non-Florida residents for whom test results were received by the Department of Health. A person can be tested by more than one laboratory and can have both positive and negative results. **Therefore, the sum of the numbers in each column will be larger than the total number of people tested.**

| Reporting lab | Inconclusive | Negative | Positive | Percent positive | Total |
|---|--------------|----------|----------|------------------|-------|
| DEPARTMENT OF CLINICAL LABS | 1 | 870 | 20 | 2% | 891 |
| NORTH SHORE LIJ URGENT CARE PC | | 832 | 52 | 6% | 884 |
| CVS HEALTH | | 695 | 189 | 21% | 884 |
| JACKSONVILLE BEACH PEDIATRIC CARE CENTER □ | | 815 | 65 | 7% | 880 |
| VIERA HOSPITAL, INC | | 703 | 176 | 20% | 879 |
| Point of Care Testing | 1 | 125 | 752 | 86% | 878 |
| CYPRESS VILLAGE | 1 | 848 | 25 | 3% | 874 |
| NORTH FLORIDA MEDICAL GROUP | | 710 | 151 | 18% | 861 |
| BREVARD HEALTH ALLIANCE | | 585 | 276 | 32% | 861 |
| DOCTOR'S MEMORIAL HOSPITAL | | 694 | 165 | 19% | 859 |
| REDI MED LLC | | 690 | 164 | 19% | 854 |
| COASTAL PHYSICIANS, LLC | | 687 | 161 | 19% | 848 |
| NCHMD, INC SOUTHEAST IMMEDIATE CARE | | 659 | 187 | 22% | 846 |
| AUGUSTUS LABS LLC | | 696 | 148 | 18% | 844 |
| 24 HOUR PEDIATRIC CARE CENTER | 4 | 780 | 58 | 7% | 842 |
| FAMILY HEALTH CENTERS OF SWF LABS | 2 | 737 | 101 | 12% | 840 |
| CRUCIAL CARE EMERGENCY MEDICINE DOCTORS | | 671 | 168 | 20% | 839 |
| SOLARIS HEALTHCARE CHARLOTTE HARBOR | | 784 | 50 | 6% | 834 |
| PALM GARDEN OF PORT SAINT LUCIE | | 822 | 10 | 1% | 832 |
| CARE ONE OF FLORIDA LLC | | 575 | 256 | 31% | 831 |
| Tampa Lakes Health and Rehabilitation Center | 2 | 752 | 73 | 9% | 827 |
| CALHOUN LIBERTY HOSPITAL | | 659 | 163 | 20% | 822 |
| CENTRAL FLORIDA HEALTH CARE INC | | 707 | 114 | 14% | 821 |
| SPRING HILL HEALTH AND REHABILITATION CENTER | | 795 | 25 | 3% | 820 |
| BREVARD HEALTH ALLIANCE INC, THE | | 772 | 48 | 6% | 820 |
| FLORIDA HOSPITAL ORLANDO | | 743 | 74 | 9% | 817 |
| ASAP LABS LLC | 7 | 655 | 151 | 19% | 813 |
| PEBBLEBROOK PHARMACY | 1 | 689 | 123 | 15% | 813 |
| ANY LAB TEST NOW | 1 | 552 | 259 | 32% | 812 |
| ASCENSION ST VINCENT'S - CLAY | | 775 | 35 | 4% | 810 |
| EAST LAKE PEDIATRICS PA | | 735 | 74 | 9% | 809 |
| LIFE CARE CENTER OF NEW PORT RICHEY | | 771 | 37 | 5% | 808 |
| PRIMARY CARE SERVICES AT ST ANDREWS ESTATES | | 806 | | | 806 |
| MIDWAY SPECIALLY CARE CENTER | 1 | 584 | 221 | 27% | 806 |
| PRIMARY CARE SERVICES AT INDIAN RIVER ESTATES | | 781 | 25 | 3% | 806 |
| FG RAPID RESULTS | 5 | 470 | 328 | 41% | 803 |
| LAB DOCTOR | | 705 | 96 | 12% | 801 |
| NITE LITE PEDIATRICS | | 234 | 564 | 71% | 798 |
| AMERICAN MEDICAL RESPONSE | | 790 | 8 | 1% | 798 |
| DYNIX DIAGNOSTICS | 2 | 528 | 267 | 34% | 797 |
| NONE | | 308 | 486 | 61% | 794 |
| CLINICAL PATHOLOGY LABS INC | | 715 | 79 | 10% | 794 |
| GOLDEN GATE FAMILY CLINIC | | 332 | 461 | 58% | 793 |
| PALACE NURSING HOME & REHAB CENTER | | 757 | 36 | 5% | 793 |
| ALTAMONTE MD | | 579 | 212 | 27% | 791 |
| FLORIDA GULF COAST UNIVERSITY | | 598 | 190 | 24% | 788 |

COVID-19: testing by laboratory

Data through Apr 6, 2021 verified as of Apr 7, 2021 at 09:25 AM

Data in this report are provisional and subject to change.

The numbers in the table below represent the number of Florida and non-Florida residents for whom test results were received by the Department of Health. A person can be tested by more than one laboratory and can have both positive and negative results. **Therefore, the sum of the numbers in each column will be larger than the total number of people tested.**

| Reporting lab | Inconclusive | Negative | Positive | Percent positive | Total |
|--|--------------|----------|----------|------------------|-------|
| BETHESDA HEALTH URGENT CARE | | 660 | 123 | 16% | 783 |
| VITAS HEALTHCARE CORPORATION OF FLA | 1 | 775 | 5 | 1% | 781 |
| TELESCOPE HEALTH LLC | 4 | 655 | 120 | 15% | 779 |
| DAIRY ROAD URGENT CARE | 2 | 643 | 131 | 17% | 776 |
| Fernandina Beach Rehabilitation and Nursing Center | 1 | 755 | 19 | 2% | 775 |
| FLAGLER COUNTY HEALTH DEPARTMENT | 3 | 593 | 174 | 23% | 770 |
| VENICE REGIONAL BAYFRONT HEALTH (PULMONARY) | | 637 | 130 | 17% | 767 |
| POINT WASHINGTON MEDICAL CLINIC | 1 | 557 | 207 | 27% | 765 |
| MACDILL AIR FORCE BASE | | 713 | 51 | 7% | 764 |
| FAMILY HEALTH CENTERS OF SOUTHWEST FLORIDA INC | | 678 | 85 | 11% | 763 |
| Victoria Nursing and Rehabilitation Center | | 707 | 53 | 7% | 760 |
| EXPRESS PHARMACY | | 701 | 57 | 8% | 758 |
| ETHOS WELLNESS PHARMACY | | 708 | 48 | 6% | 756 |
| MINUTE CLINIC INCORPORATE | | 722 | 32 | 4% | 754 |
| WILLOWBROOKE COURT AT EDGEWATER POINTE ESTATES | | 745 | 9 | 1% | 754 |
| SOUTHEAST ALABAMA MEDICAL CENT | | 696 | 56 | 7% | 752 |
| GULF COAST VILLAGE | | 712 | 39 | 5% | 751 |
| NORTHEAST FLORIDA NEUROLOGY CLINICS, INC | | 637 | 113 | 15% | 750 |
| AFC URGENT CARE CLEARWATER | 1 | 171 | 575 | 77% | 747 |
| ORLANDO HEALTH AND REHAB CENTER | | 700 | 44 | 6% | 744 |
| SANTA ROSA MEDICAL GROUP | | 575 | 167 | 23% | 742 |
| MOORINGS PARK INSTITUTE, INC, THE | | 711 | 28 | 4% | 739 |
| ADVENT HEALTH LAB - ORLANDO | | 434 | 305 | 41% | 739 |
| KENDALL HEALTHCARE PROPERTIES DBA | 2 | 709 | 27 | 4% | 738 |
| BERNHARDT LABORATORIES | 2 | 660 | 74 | 10% | 736 |
| MAIN STREET MEDICAL CENTER | | 207 | 528 | 72% | 735 |
| MEDLAB DIAGNOSTICS, LLC | | 679 | 52 | 7% | 731 |
| PHYSICIANS STAT LAB INC | | 644 | 87 | 12% | 731 |
| DISNEY COVID TEST SITE | | 703 | 14 | 2% | 717 |
| PALM GARDEN OF VERO BEACH | | 670 | 46 | 6% | 716 |
| Crestview Rehabilitation Center | 5 | 582 | 129 | 18% | 716 |
| BOND AND STEELE CLINIC PA | | 508 | 204 | 29% | 712 |
| BOCA GRANDE HEALTH CLINIC | | 672 | 38 | 5% | 710 |
| LIFE CARE CENTER OF PENSACOLA | | 657 | 49 | 7% | 706 |
| RESTORE HEALTH URGENT CARE | | 565 | 140 | 20% | 705 |
| GRAND COURT TAMPA | | 701 | 4 | 1% | 705 |
| PEDIATRIC HEALTHCARE ALLIANCE | | 663 | 40 | 6% | 703 |
| ADVENTHEALTH MEDICAL GROUP PROMPT CARE | | 501 | 202 | 29% | 703 |
| PREMIER MEDICAL LABORATORY SERVICES | 2 | 468 | 225 | 32% | 695 |
| MOUNT SINAI LABORATORY | | 661 | 32 | 5% | 693 |
| CARITHERS PEDIATRIC GROUP | | 637 | 55 | 8% | 692 |
| MEDICAL CENTER OF DELTONA, INC | | 585 | 104 | 15% | 689 |
| LIFE CARE CENTER OF ORANGE PARK | | 652 | 32 | 5% | 684 |
| NCH HEALTHCARE SYSTEM MICROBIOLOGY LAB | | 2 | 681 | 100% | 683 |
| ORANGE BLOSSOM FAMILY HEALTH | | 647 | 35 | 5% | 682 |
| SUWANNEE HEALTH AND REHABILITATION CENTER | | 677 | 5 | 1% | 682 |

COVID-19: testing by laboratory

Data through Apr 6, 2021 verified as of Apr 7, 2021 at 09:25 AM

Data in this report are provisional and subject to change.

The numbers in the table below represent the number of Florida and non-Florida residents for whom test results were received by the Department of Health. A person can be tested by more than one laboratory and can have both positive and negative results. **Therefore, the sum of the numbers in each column will be larger than the total number of people tested.**

| Reporting lab | Inconclusive | Negative | Positive | Percent positive | Total |
|--|--------------|----------|----------|------------------|-------|
| PENSACOLA PEDIATRICS PA - TIGER POINT | 22 | 646 | 8 | 1% | 676 |
| J AND G MEDICAL GROUP LLC | | 555 | 118 | 18% | 673 |
| TREE HOUSE PEDIATRICS PLLC | | 606 | 67 | 10% | 673 |
| MINUTECLINIC LLC, #10357 | | 669 | 4 | 1% | 673 |
| MEDICAL FP - WHOLE FAMILY HEALTH CENTER | | 552 | 120 | 18% | 672 |
| MINI ER ADULT AND PEDIATRIC URGENT CARE | | 574 | 98 | 15% | 672 |
| GULF COAST MOLECULAR LABORATORIES | 13 | 555 | 104 | 15% | 672 |
| MEDONE URGENT CARE CENTER | | 449 | 223 | 33% | 672 |
| THE PRESERVE | | 662 | 10 | 1% | 672 |
| JOHN KNOX VILLAGE HEALTH CENTER | | 645 | 26 | 4% | 671 |
| NATURE COAST MEDICAL GROUP | | 558 | 110 | 16% | 668 |
| BUFFALO CROSSING HEALTHCARE & REHABILITATION CTR | | 648 | 16 | 2% | 664 |
| BOND CLINIC PA PEDIATRICS DEPT | | 614 | 49 | 7% | 663 |
| FORT MYERS INTERNAL MEDICINE, LLC | | 599 | 64 | 10% | 663 |
| WHITE-WILSON MEDICAL CENTER - FORT WALTON BEACH | | 639 | 22 | 3% | 661 |
| ST JOHN'S NURSING CENTER | | 637 | 24 | 4% | 661 |
| MANOR PINES CONVALESCENT CENTER LLC | 1 | 636 | 22 | 3% | 659 |
| POINT OF CARE TESTING SITE | | 630 | 26 | 4% | 656 |
| NORTH FL SOUTH GA HCS-LAKE CITY | | 642 | 13 | 2% | 655 |
| MANOR CARE HEALTH SERVICES - FT MYERS | | 628 | 26 | 4% | 654 |
| VETERANS AFFAIRS MEDICAL CENTER | 1 | 41 | 612 | 94% | 654 |
| DIAMOND RIDGE HEALTH AND REHABILITATION | | 617 | 35 | 5% | 652 |
| CLEWISTON NURSING AND REHABILITATION CENTER | | 636 | 14 | 2% | 650 |
| MAVERICK LABS | | 461 | 188 | 29% | 649 |
| PEDIATRIC HEALTHCARE ALLIANCE PA | | 595 | 52 | 8% | 647 |
| HOLMES REGIONAL MEDICAL CENTER | | 11 | 635 | 98% | 646 |
| LIFE CARE CENTER OF HILLIARD | | 621 | 22 | 3% | 643 |
| GOLDEN GLADES NURSING & REHABILITATION CTR | | 624 | 18 | 3% | 642 |
| WILLOW BROOKE COURT AT INDIAN RIVER ESTATES | | 597 | 44 | 7% | 641 |
| MID-FLORIDA PATHOLOGY | | 479 | 162 | 25% | 641 |
| EDEN SPRINGS NURSING AND REHAB CENTER | | 529 | 111 | 17% | 640 |
| BALDWIN PEDIATRICS | 1 | 605 | 29 | 5% | 635 |
| PHYSICIANS PRIMARY CARE LAB | 1 | 552 | 77 | 12% | 630 |
| WHITE WILSON MEDICAL CENTER PA - NAVARRE | | 509 | 120 | 19% | 629 |
| ARTHREX MEDICAL CENTER | 1 | 506 | 122 | 19% | 629 |
| MEDONE URGENT CARE AT ST. AUGUSTINE | | 214 | 415 | 66% | 629 |
| NCH HEALTHCARE BONITA | | 493 | 136 | 22% | 629 |
| CITY MEDICAL OF NEW JERSEY, PC | | 572 | 56 | 9% | 628 |
| MAYFLOWER ASSISTED LIVING | | 620 | 7 | 1% | 627 |
| WATSON THERAPEUTICS INC | 1 | 592 | 33 | 5% | 626 |
| MILLER BIOCONNECT | | 563 | 63 | 10% | 626 |
| VITAS HEALTHCARE CORP OF CENTRAL FL | | 598 | 25 | 4% | 623 |
| PALM GARDEN OF CLEARWATER | | 605 | 18 | 3% | 623 |
| OCALA FAMILY MEDICAL CENTER INC | 2 | 540 | 77 | 12% | 619 |
| SEBASTIAN RIVER MEDICAL CENTER | 2 | 441 | 172 | 28% | 615 |
| CLINICAL ENTERPRISE, INC | | 592 | 21 | 3% | 613 |

COVID-19: testing by laboratory

Data through Apr 6, 2021 verified as of Apr 7, 2021 at 09:25 AM

Data in this report are provisional and subject to change.

The numbers in the table below represent the number of Florida and non-Florida residents for whom test results were received by the Department of Health. A person can be tested by more than one laboratory and can have both positive and negative results. **Therefore, the sum of the numbers in each column will be larger than the total number of people tested.**

| Reporting lab | Inconclusive | Negative | Positive | Percent positive | Total |
|---|--------------|----------|----------|------------------|-------|
| VETERANS AFFAIRS MEDICAL CENTER - JAMES A HALEY | | | 613 | 100% | 613 |
| EMERALD SHORES HEALTH AND REHABILITATION | | 514 | 97 | 16% | 611 |
| HOLY CROSS HOSPITAL | | 12 | 598 | 98% | 610 |
| NSPIRE HEALTHCARE MIAMI LAKES | 8 | 588 | 14 | 2% | 610 |
| CONSULATE HEALTHCARE OF VERO BEACH | 14 | 511 | 83 | 14% | 608 |
| Signature HealthCare Center of Waterford | | 571 | 33 | 5% | 604 |
| SABAL PALMS HEALTH AND REHAB | | 548 | 52 | 9% | 600 |
| PATIENTS FIRST - MAHAN DRIVE | | 164 | 436 | 73% | 600 |
| PALM GARDEN OF TAMPA | | 570 | 29 | 5% | 599 |
| CLIFFORD CHESTER SIMS STATE VETERANS | | 584 | 12 | 2% | 596 |
| RAINBOW PEDIATRIC CENTER PA | | 558 | 38 | 6% | 596 |
| BHA CENTRAL COUNTY CLINIC | | 526 | 70 | 12% | 596 |
| DASCENA, INC | 3 | 532 | 60 | 10% | 595 |
| BROOKDALE FORT MYERS CYPRESS LAKE | | 590 | 2 | 0% | 592 |
| CHILDRENS CLINIC WEST FLORIDA PEDIATRICS | | 540 | 51 | 9% | 591 |
| HMA SANTA ROSA MEDICAL CENTER LLC DBA | | 468 | 122 | 21% | 590 |
| BALDOMERO LOPEZ STATE VETERANS NURSING HOME | 2 | 581 | 4 | 1% | 587 |
| EXPRESS URGENT CARE LLC | | 1 | 584 | 100% | 585 |
| CHILDRENS MEDICAL ASSOCIATION PA | | 518 | 67 | 11% | 585 |
| SHORELINE PHYSICIAN GROUP | | 364 | 219 | 38% | 583 |
| THERADOC | | 152 | 429 | 74% | 581 |
| CONTINENTAL CLINICAL RESEARCH, LLC | | 524 | 56 | 10% | 580 |
| MANOR CARE NURSING CENTER OF SARASOTA FL LLC | | 493 | 87 | 15% | 580 |
| AMERICA'S PHARMACY LLC | | 509 | 70 | 12% | 579 |
| BAPTIST PRIMARY CARE | 2 | 462 | 114 | 20% | 578 |
| SEMINOLE NURSING PAVILION | | 569 | 8 | 1% | 577 |
| SOLARIS HEALTHCARE LAKE CITY | | 475 | 101 | 18% | 576 |
| DAVITA LABORATORY | | 471 | 104 | 18% | 575 |
| PIONEER CLINICAL LAB LLC | | 468 | 106 | 18% | 574 |
| MEDICAL VB | | 451 | 121 | 21% | 572 |
| HEARTLAND PEDIATRICS OF LAKE WALES | | 516 | 56 | 10% | 572 |
| Plantation Bay Rehabilitation Center | | 548 | 24 | 4% | 572 |
| TENNESSEE DOH - NASHVILLE | 2 | 504 | 66 | 12% | 572 |
| HARBOUR HEALTH CENTER | | 552 | 17 | 3% | 569 |
| VALENCIA HILLS HEALTH AND REHABILITATION CENTER | | 556 | 13 | 2% | 569 |
| PALMETTO FAMILY HEALTHCARE | 1 | 365 | 198 | 35% | 564 |
| ECCOLAB GROUP | 1 | 148 | 413 | 73% | 562 |
| PREMIER MEDICAL CENTER LLC | 11 | 523 | 28 | 5% | 562 |
| PALM GARDEN OF OCALA | | 464 | 98 | 17% | 562 |
| VILLA MARIA NURSING & REHAB CENTER INC | 1 | 543 | 14 | 3% | 558 |
| QUOTIENT SCIENCES | | 540 | 17 | 3% | 557 |
| SIGNATURE HEALTHCARE OF BROOKWOOD GARDENS | | 548 | 8 | 1% | 556 |
| SHORE ACRES CARE CENTER | | 520 | 36 | 6% | 556 |
| UNIVERSITY OF TAMPA INC, THE | | 542 | 13 | 2% | 555 |
| HEALTH CENTER AT BRENTWOOD | 1 | 506 | 46 | 8% | 553 |
| The Sands at South Beach | | 549 | 4 | 1% | 553 |

COVID-19: testing by laboratory

Data through Apr 6, 2021 verified as of Apr 7, 2021 at 09:25 AM

Data in this report are provisional and subject to change.

The numbers in the table below represent the number of Florida and non-Florida residents for whom test results were received by the Department of Health. A person can be tested by more than one laboratory and can have both positive and negative results. **Therefore, the sum of the numbers in each column will be larger than the total number of people tested.**

| Reporting lab | Inconclusive | Negative | Positive | Percent positive | Total |
|--|--------------|----------|----------|------------------|-------|
| PALM GARDEN OF JACKSONVILLE | 2 | 470 | 80 | 14% | 552 |
| NEMOURS CHILDREN'S HOSPITAL | | 453 | 98 | 18% | 551 |
| MICHAEL A MIDDLETON MD PA | | 523 | 28 | 5% | 551 |
| FOUNTAIN MANOR HEALTH AND REHAB CENTER | 1 | 530 | 20 | 4% | 551 |
| VETERANS AFFAIRS MEDICAL CENTER - GAINESVILLE | | 3 | 547 | 99% | 550 |
| AFC URGENT CARE FAMILY CARE | | | 549 | 100% | 549 |
| VETERANS AFFAIRS MEDICAL CENTER - BAY PINES | | 18 | 529 | 97% | 547 |
| VITAE DIAGNOSTICS | | 534 | 13 | 2% | 547 |
| NCF DIAGNOSTICS & DNA TECHNOLOGIES | 15 | 213 | 318 | 58% | 546 |
| DOH - INDIAN RIVER | | 458 | 87 | 16% | 545 |
| MANOR OAKS NURSING & REHAB CENTER | 5 | 538 | 2 | 0% | 545 |
| COASTAL URGENT CARE | | 428 | 116 | 21% | 544 |
| DXTERITY DIAGNOSTICS | 2 | 507 | 34 | 6% | 543 |
| DOCTORS CENTER,THE | | 432 | 111 | 20% | 543 |
| LIFEBRITE | 2 | 327 | 212 | 39% | 541 |
| INTERNAL MEDICINE & PEDIATRICS OF TAMPA BAY PA | | 468 | 72 | 13% | 540 |
| THE MANOR AT BLUE WATER BAY | | 477 | 60 | 11% | 537 |
| FLORIDA DEPARTMENT OF HEALTH IN CALHOUN COUNTY | | 403 | 131 | 25% | 534 |
| FIRST CHOICE PEDIATRICS | | 433 | 101 | 19% | 534 |
| NEW YORK HOSPITAL LABORATORIES | 1 | 519 | 13 | 2% | 533 |
| ARCPPOINTS LABS | | 465 | 67 | 13% | 532 |
| HOPE HOSPICE AND COMMUNITY SERVICES INC | 14 | 498 | 20 | 4% | 532 |
| RICARDO NAVARRO DO PA | | 459 | 73 | 14% | 532 |
| Southern Oaks Care Center | 1 | 493 | 37 | 7% | 531 |
| MEMORIAL PEMBROKE 24/7 CARE CENTER | | 408 | 122 | 23% | 530 |
| FLOMEDILAB | | 300 | 230 | 43% | 530 |
| RUSKIN HEALTH CENTER | | 317 | 212 | 40% | 529 |
| MEDICAL CENTER CLINIC-IMMEDIATE CARE | 1 | 423 | 104 | 20% | 528 |
| MED FAST URGENT CARE CENTER | | 260 | 268 | 51% | 528 |
| AFC URGENT CARE SEMINOLE | 1 | | 527 | 100% | 528 |
| PRINCIPLE LABORATORY | 8 | 513 | 7 | 1% | 528 |
| FLORIDA HOSPITAL WAUCHULA | | 387 | 139 | 26% | 526 |
| AFC URGENT CARE TYRONE | | 4 | 521 | 99% | 525 |
| WEST GABLES HEALTH CARE CENTER | | 514 | 11 | 2% | 525 |
| JACKSON MEMORIAL PERDUE MEDICAL CENTER | | 497 | 27 | 5% | 524 |
| AFC URGENT CARE | | 144 | 378 | 72% | 522 |
| JACKSON MEMORIAL LONG TERM CARE CENTER | | 488 | 30 | 6% | 518 |
| WELL-BEING MEDICAL CENTER PLLC | | 470 | 48 | 9% | 518 |
| ADVENT HEALTH - DELTONA ER | | 434 | 84 | 16% | 518 |
| RIVER GARDEN HEBREW HOME FOR THE AGED | | 461 | 55 | 11% | 516 |
| FLORIDA DEPARTMENT OF HEALTH CLAY COUNTY | 1 | 415 | 98 | 19% | 514 |
| MEDFAST URGENT CARE CENTERS | | 231 | 281 | 55% | 512 |
| FHMG FLORIDA HOSPITAL MEDICAL GROUP | | 473 | 39 | 8% | 512 |
| FLORIDA HOSPITAL MEDICAL GROUP | | 304 | 207 | 41% | 511 |
| NAPLES CHILDREN'S URGENT CARE | | 452 | 59 | 12% | 511 |
| Good Samaritan Society Kissimmee Village | | 446 | 65 | 13% | 511 |

COVID-19: testing by laboratory

Data through Apr 6, 2021 verified as of Apr 7, 2021 at 09:25 AM

Data in this report are provisional and subject to change.

The numbers in the table below represent the number of Florida and non-Florida residents for whom test results were received by the Department of Health. A person can be tested by more than one laboratory and can have both positive and negative results. **Therefore, the sum of the numbers in each column will be larger than the total number of people tested.**

| Reporting lab | Inconclusive | Negative | Positive | Percent positive | Total |
|--|--------------|----------|----------|------------------|-------|
| ENZO CLINICAL LABS INC | 3 | 483 | 25 | 5% | 511 |
| THE PALACE AT HOMESTEAD | 1 | 490 | 20 | 4% | 511 |
| STEWART SEBASTIAN RIVER MEDICAL CENTER | | 454 | 56 | 11% | 510 |
| DBI HEALTH INC | | 494 | 15 | 3% | 509 |
| ST CLOUD REGIONAL MEDICAL CENTER CLINICAL LAB | | 394 | 113 | 22% | 507 |
| LIFE CARE CENTER OF PALM BAY | | 478 | 28 | 6% | 506 |
| BROWARD PARTNERSHIP | 6 | 492 | 8 | 2% | 506 |
| HILLCREST HEALTH CARE & REHABILITATION CENTER | 3 | 487 | 15 | 3% | 505 |
| SOUTHERN LABORATORY SERVICES OF NWF | | 466 | 37 | 7% | 503 |
| SUSANNA WESLEY HEALTH CENTER | | 466 | 37 | 7% | 503 |
| LAUDERDALE NURSING CENTER LLC | 1 | 483 | 19 | 4% | 503 |
| CARENOW | 2 | 283 | 217 | 43% | 502 |
| BENTON PEDIATRICS INC | | 448 | 53 | 11% | 501 |
| CITRUS NURSING CENTER LLC | | 454 | 46 | 9% | 500 |
| CLINICAL PATHOLOGY LABS | | 388 | 111 | 22% | 499 |
| SUNSHINE URGENT CARE LLC | | 346 | 152 | 31% | 498 |
| URGENT CARE EXPRESS LLC | | 172 | 324 | 65% | 496 |
| NURSING PLUS OF BROWARD LLC | 1 | 473 | 22 | 4% | 496 |
| HERON POINTE HEALTH AND REHABILITATION | 1 | 491 | 3 | 1% | 495 |
| ORLANDO HEALTH CENTER FOR REHABILITATION | | 481 | 14 | 3% | 495 |
| ASCEND CLINICAL | 7 | 415 | 71 | 14% | 493 |
| PW WINDERMERE SUBTENANT LLC | | 491 | 2 | 0% | 493 |
| MANOR AT CARPENTERS | | 461 | 32 | 6% | 493 |
| PARKLANDS FACILITY INC | 4 | 446 | 42 | 9% | 492 |
| Palm Garden of Largo | | 487 | 4 | 1% | 491 |
| SANDBAY URGENT CARE | | 396 | 95 | 19% | 491 |
| FLO-MEDILAB SERVICES LLC | | 194 | 296 | 60% | 490 |
| LITTLE PINE PEDIATRICS PLLC | 3 | 427 | 59 | 12% | 489 |
| E-LAB OF FLORIDA | | 439 | 47 | 10% | 486 |
| CARE ONE OF FLORIDA | 1 | 336 | 148 | 31% | 485 |
| NORTH FLORIDA RETIREMENT VILLAGE | | 479 | 2 | 0% | 481 |
| HARTS HARBOR HEALTH CARE CENTER | | 457 | 24 | 5% | 481 |
| GOOD SAMARITAN CENTER | | 478 | 3 | 1% | 481 |
| PALM GARDEN OF ORLANDO | | 446 | 34 | 7% | 480 |
| ANCIENT CITY PEDIATRICS | 1 | 461 | 18 | 4% | 480 |
| SOLARIS HEALTHCARE OSCEOLA | | 456 | 24 | 5% | 480 |
| Quest Diag Unspecifd | 1 | 320 | 158 | 33% | 479 |
| Colonial Lakes Health Care | | 434 | 45 | 9% | 479 |
| CHAUTAUQUA REHABILITATION AND NURSING CENTER | | 468 | 10 | 2% | 478 |
| MOBILE MEDICAL ASSOCIATES PL | 17 | 408 | 52 | 11% | 477 |
| HOSPICE OF THE FLORIDA SUNCOAST,THE | | 473 | 3 | 1% | 476 |
| MEDIPATH | | 51 | 425 | 89% | 476 |
| NAVAL HOSPITAL - JACKSONVILLE | | 137 | 339 | 71% | 476 |
| ADVENTHEALTH EXPRESS CARE AT WALGREENS 49TH STREET | | 405 | 71 | 15% | 476 |
| MAGNOLIA FAMILY URGENT CARE | | 428 | 46 | 10% | 474 |
| PALM GARDEN OF WINTER HAVEN | 3 | 454 | 16 | 3% | 473 |

COVID-19: testing by laboratory

Data through Apr 6, 2021 verified as of Apr 7, 2021 at 09:25 AM

Data in this report are provisional and subject to change.

The numbers in the table below represent the number of Florida and non-Florida residents for whom test results were received by the Department of Health. A person can be tested by more than one laboratory and can have both positive and negative results. **Therefore, the sum of the numbers in each column will be larger than the total number of people tested.**

| Reporting lab | Inconclusive | Negative | Positive | Percent positive | Total |
|--|--------------|----------|----------|------------------|-------|
| SOLARIS HEALTHCARE DAYTONA | 2 | 423 | 47 | 10% | 472 |
| Cypress Cove Care Center | | 372 | 100 | 21% | 472 |
| CONSULATE HEALTH CARE OF BAYONET POINT | 4 | 461 | 7 | 1% | 472 |
| NTD_EUROFINS_AIMS | | 429 | 40 | 9% | 469 |
| GANDY CROSSING CARE CENTER | 1 | 451 | 16 | 3% | 468 |
| ADVENTHEALTH MEDICAL GROUP PROMPT CAR | 1 | 340 | 127 | 27% | 468 |
| MEDSCAN LABORATORY INC | 1 | 253 | 214 | 46% | 468 |
| NEW PLANT CITY FAMILY CARE | 1 | 254 | 212 | 45% | 467 |
| NEW YORK PRESBYTERIAN - CUMC CLINICAL | | 448 | 18 | 4% | 466 |
| FAIRWAY OAKS CENTER LLC | 6 | 454 | 6 | 1% | 466 |
| BROOKDALE PALMER RANCH | 1 | 407 | 57 | 12% | 465 |
| MEMPHIS PATHOLOGY LABORATORY | 5 | 436 | 23 | 5% | 464 |
| ELLENTON PEDIATRICS | | 445 | 19 | 4% | 464 |
| APLS SERVICES LLC D/B/A CLEAR DIAGNOSTICS | 13 | 443 | 8 | 2% | 464 |
| Williston Care Center | | 399 | 63 | 14% | 462 |
| THE PALACE MANAGEMENT - THE PALACE AT CORAL GABLES | | 458 | 3 | 1% | 461 |
| ADDINGTON PLACE AT WELLINGTON GREEN | | 451 | 9 | 2% | 460 |
| BRISTOL AT TAMPA, THE | 4 | 448 | 8 | 2% | 460 |
| VITAS LUTHERAN TOWERS INPATIENT PROGRAM | | 394 | 64 | 14% | 458 |
| STARKE FAMILY MEDICAL CENTER | | 367 | 89 | 20% | 456 |
| ABBAY DELRAY | | 450 | 6 | 1% | 456 |
| EPN URGENT CARE | | 83 | 373 | 82% | 456 |
| CLARIDGE HOUSE NURSING CENTER | | 437 | 18 | 4% | 455 |
| TIDEWELL HOSPICE INC | 2 | 446 | 7 | 2% | 455 |
| Solaris HealthCare Windermere | | 422 | 32 | 7% | 454 |
| Ocala Health and Rehabilitation Center | | 433 | 21 | 5% | 454 |
| EMERALD COAST PEDIATRICS & ADOL | | 391 | 63 | 14% | 454 |
| Darcy Hall Of Life Care | | 440 | 13 | 3% | 453 |
| Q ANSWER LAB | 1 | 392 | 59 | 13% | 452 |
| BROOKSVILLE HEALTHCARE CENTER LLC | | 438 | 13 | 3% | 451 |
| PORT SAINT LUCIE HOSPITAL | | 442 | 9 | 2% | 451 |
| HEALTHY STEPS PEDIATRICS | | 401 | 47 | 10% | 448 |
| ASSOCIATESMD MEDICAL GROUP INC | | 383 | 65 | 15% | 448 |
| ORLANDO VA MEDICAL CENTER | | | 447 | 100% | 447 |
| DIAMOND RIDGE HEALTH AND REHABILITATION CENTER | | 424 | 22 | 5% | 446 |
| Santa Rosa Center for Rehabilitation and Healing | | 375 | 71 | 16% | 446 |
| SMA SPECIALTY MEDICAL LAB | | 120 | 325 | 73% | 445 |
| Parkview Rehabilitation Center at Winter Park | | 433 | 10 | 2% | 443 |
| BONIFAY NURSING AND REHAB CENTER | | 412 | 31 | 7% | 443 |
| FLORIDA HOSPITAL HEARTLAND MED CTR LAKE PLACID | | 341 | 102 | 23% | 443 |
| NORTH FLORIDA REHABILITATION & SPECIALTY CARE | | 436 | 6 | 1% | 442 |
| VITAS HEALTHCARE CORPORATION | | 437 | 5 | 1% | 442 |
| EMERITUS AT NAPLES | 2 | 437 | 1 | 0% | 440 |
| SOLARIS HEALTHCARE MERRITT ISLAND | | 394 | 46 | 10% | 440 |
| BAPTIST PRIMARY CARE, INC | | 409 | 30 | 7% | 439 |
| THE SPRINGS AT BOCA CIEGA BAY | | 428 | 11 | 3% | 439 |

COVID-19: testing by laboratory

Data through Apr 6, 2021 verified as of Apr 7, 2021 at 09:25 AM

Data in this report are provisional and subject to change.

The numbers in the table below represent the number of Florida and non-Florida residents for whom test results were received by the Department of Health. A person can be tested by more than one laboratory and can have both positive and negative results. **Therefore, the sum of the numbers in each column will be larger than the total number of people tested.**

| Reporting lab | Inconclusive | Negative | Positive | Percent positive | Total |
|--|--------------|----------|----------|------------------|-------|
| ST ANDREWS BAY SKILLED NURSING & | | 378 | 61 | 14% | 439 |
| UNIVERSITY OF CENTRAL FLORIDA HEALTH SERVICES | | 424 | 14 | 3% | 438 |
| TRINITY REGIONAL REHAB CENTER | | 420 | 18 | 4% | 438 |
| Bardmoor Oaks Healthcare and Rehabilitation Center | | 422 | 14 | 3% | 436 |
| PRO HEALTH | | 188 | 248 | 57% | 436 |
| AMEERAH LABS, LLC | 2 | 349 | 84 | 19% | 435 |
| KINDRED HOSPITAL | 10 | 403 | 21 | 5% | 434 |
| ROLLINS COLLEGE WELLNESS CENTER | | 130 | 303 | 70% | 433 |
| Manatee Springs Rehabilitation and Nursing Center | | 413 | 20 | 5% | 433 |
| APP-UNIPATH, LLC | 2 | 416 | 15 | 3% | 433 |
| UNIVERSITY OF TAMPA STUDENT HEALTH AND SHC CLINICAL LABORATORY | | 272 | 160 | 37% | 432 |
| PINES OF SARASOTA | | 424 | 7 | 2% | 431 |
| AVECINA MEDICAL JULINGTON | 1 | 240 | 189 | 44% | 430 |
| FLORIDA DEPT OF HEALTH IN BREVARD COUNTY | 3 | 364 | 63 | 15% | 430 |
| INDIAN RIVER CTR, LLC | | 376 | 52 | 12% | 428 |
| SOLARIS HEALTHCARE BAYONET POINT | | 410 | 17 | 4% | 427 |
| DIGNITY HEALING, LLC | | 411 | 15 | 4% | 426 |
| ABBOTT DIAGNOSTICS | | 408 | 18 | 4% | 426 |
| MOOSEHAVEN HEALTH CENTER | | 385 | 40 | 9% | 425 |
| CLERMONT HEALTH AND REHABILITATION CENTER | | 393 | 32 | 8% | 425 |
| FLORIDA DEPARTMENT OF HEALTH IN LIBERTY COUNTY | 3 | 324 | 97 | 23% | 424 |
| PEDIATRICS BY THE SEA | | 406 | 17 | 4% | 423 |
| ADVENT HEALTH - WESTCHASE ER | | 366 | 57 | 13% | 423 |
| CHURCH OF SCIENTOLOGY FLAG SERVICE ORGANIZATION | | 411 | 11 | 3% | 422 |
| TREASURE COAST COMMUNITY HEALTH | 3 | 351 | 68 | 16% | 422 |
| Destin Healthcare and Rehabilitation Center | 1 | 381 | 40 | 9% | 422 |
| LEHIGH REGIONAL MEDICAL CENTER LAB | 2 | 372 | 47 | 11% | 421 |
| PALM GARDEN OF WEST PALM BEACH □ | 4 | 402 | 15 | 4% | 421 |
| GARCIA CLINICAL LABORATORY | | 28 | 392 | 93% | 420 |
| QUALITOX LABORATORIES | | 239 | 181 | 43% | 420 |
| ORCHARD PARK HEALTH & REHABILITATION | | 413 | 5 | 1% | 418 |
| Life Care Center of Punta Gorda | 1 | 402 | 14 | 3% | 417 |
| WATERMARK LAKE POINTE WOODS LLC | | 394 | 18 | 4% | 412 |
| BLOUNTSTOWN REHABILITATION CENTER LLC | | 306 | 106 | 26% | 412 |
| AYERS HEALTH & REHABILITATION CENTER | | 404 | 7 | 2% | 411 |
| Timberridge Center for Rehabilitation and Healing | | 375 | 35 | 9% | 410 |
| MINUTECLINIC LLC #3671 | | 366 | 44 | 11% | 410 |
| ADVENT HEALTH - TIMBERRIDGE ER | | 343 | 66 | 16% | 409 |
| FLORIDA DEPARTMENT OF HEALTH | | 360 | 49 | 12% | 409 |
| PALMS OF SEBRING | | 370 | 37 | 9% | 407 |
| TIDE LABORATORIES | | 362 | 45 | 11% | 407 |
| VILLAGE DOCTORS OF KEYSTONE | | 324 | 83 | 20% | 407 |
| Bayside Care Center | 1 | 386 | 20 | 5% | 407 |
| Consulate Health Care of North Fort Myers | | 394 | 13 | 3% | 407 |
| HEALTHWORKS MED GROUP OF FLORIDA PA | 3 | 396 | 8 | 2% | 407 |
| WELL HEALTH WORKS | 1 | 360 | 45 | 11% | 406 |

COVID-19: testing by laboratory

Data through Apr 6, 2021 verified as of Apr 7, 2021 at 09:25 AM

Data in this report are provisional and subject to change.

The numbers in the table below represent the number of Florida and non-Florida residents for whom test results were received by the Department of Health. A person can be tested by more than one laboratory and can have both positive and negative results. **Therefore, the sum of the numbers in each column will be larger than the total number of people tested.**

| Reporting lab | Inconclusive | Negative | Positive | Percent positive | Total |
|---|--------------|----------|----------|------------------|-------|
| FAMILY CARE PARTNERS OF NORTHEAST FLORIDA LLC | | 332 | 74 | 18% | 406 |
| ST PETERSBURG PEDIATRICS-PARK BLVD | | 368 | 37 | 9% | 405 |
| PLANT CITY PEDIATRICS | 1 | 329 | 75 | 19% | 405 |
| DIAGNOSTIC & CLINICAL CARE SERVICES INC DBA | | 325 | 80 | 20% | 405 |
| TRI-COUNTY NURSING AND REHABILITATION CENTER INC | | 389 | 15 | 4% | 404 |
| MANORCARE HEALTH SERVICES - VENICE | | 348 | 56 | 14% | 404 |
| BRIDGEWATER PARK HEALTH AND REHAB | | 373 | 31 | 8% | 404 |
| AVANTE AT OCALA INC | 2 | 370 | 31 | 8% | 403 |
| BROOKDALE LAKE TAVARES | | 395 | 6 | 1% | 401 |
| AMBULATORY SURGERY CENTER OF BOCA RATON LTD | | 397 | 4 | 1% | 401 |
| SUNLAND MARIANNA COX MEDICAL CENTER | | 358 | 43 | 11% | 401 |
| LIFE CARE PONTE VEDRA INC | | 388 | 11 | 3% | 399 |
| 6TH MEDICAL GROUP - MCDILL AFB | 1 | 366 | 31 | 8% | 398 |
| LIFE CARE CENTER OF WINTER HAVEN | | 380 | 18 | 5% | 398 |
| ADVENTHEALTH EXPRESS CARE AT | | 326 | 72 | 18% | 398 |
| FAMILY EXPRESS URGENT CARE | | 5 | 390 | 99% | 395 |
| PruittHealth Panama City | 1 | 330 | 64 | 16% | 395 |
| WHITE-WILSON MEDICAL CENTER - NICEVILLE | | 350 | 45 | 11% | 395 |
| MANOR CARE OF BOYNTON BEACH LLC | | 371 | 24 | 6% | 395 |
| SEASIDE HEALTH AND REHABILITATION CENTER | | 337 | 58 | 15% | 395 |
| Life Care Center of Ocala | | 325 | 69 | 18% | 394 |
| MINI ER AND URGENT CARE | | 289 | 105 | 27% | 394 |
| NATIONS BEST FAMILY HEALTH CARE | | 212 | 180 | 46% | 392 |
| TUSKAWILLA NURSING AND REHAB CENTER | 2 | 381 | 7 | 2% | 390 |
| HCSO OCCUPATIONAL HEALTH AND WELLNESS CENTER | | 312 | 78 | 20% | 390 |
| JAMES A HALEY VETERANS HOSPITAL | | | 389 | 100% | 389 |
| UR MEDICINE LABS- CENTRAL LABORATORY | | 365 | 24 | 6% | 389 |
| BARBER | | 13 | 376 | 97% | 389 |
| ST PETERSBURG PEDIATRICS-SEMINOLE BLVD | | 318 | 69 | 18% | 387 |
| ENCOMPASS HEALTH REHABILITATION HOSPITAL OF SUNRISE | 8 | 371 | 7 | 2% | 386 |
| ORCHARD RIDGE CARE AND REHABILITATION CENTER | | 366 | 19 | 5% | 385 |
| FLORIDA HEART & VASCULAR MULTISPECIALTY GROUP PA | | 286 | 99 | 26% | 385 |
| Stacey Health Care Centers Inc. dba Riverside Care Center | | 353 | 30 | 8% | 383 |
| HOLISTIX TREATMENT CENTERS | | 372 | 10 | 3% | 382 |
| PEDIATRIC ASSOCIATES OF OCALA PA | | 349 | 33 | 9% | 382 |
| BROOKDALE PADDOCK HILLS | 2 | 377 | 2 | 1% | 381 |
| University Crossing | | 380 | 1 | 0% | 381 |
| SERENADES IN THE VILLAGES | | 327 | 53 | 14% | 380 |
| BARTON HEALTH ALLIANCE | 3 | 331 | 45 | 12% | 379 |
| SEA BREEZE REHAB AND NURSING CENTER | | 368 | 9 | 2% | 377 |
| SPECIALTY HEALTH AND REHABILITATION CENTER | | 352 | 25 | 7% | 377 |
| HARDEE MANOR HEALTH CARE CENTER | 1 | 372 | 3 | 1% | 376 |
| HEALTH PARK CARE CENTER | | 369 | 7 | 2% | 376 |
| BAYA PHARMACY WEST | | 8 | 368 | 98% | 376 |
| FAIR HAVENS CENTER, OPCO | | 368 | 7 | 2% | 375 |
| HEALTH CENTRAL PARK | | 309 | 66 | 18% | 375 |

COVID-19: testing by laboratory

Data through Apr 6, 2021 verified as of Apr 7, 2021 at 09:25 AM

Data in this report are provisional and subject to change.

The numbers in the table below represent the number of Florida and non-Florida residents for whom test results were received by the Department of Health. A person can be tested by more than one laboratory and can have both positive and negative results. **Therefore, the sum of the numbers in each column will be larger than the total number of people tested.**

| Reporting lab | Inconclusive | Negative | Positive | Percent positive | Total |
|--|--------------|----------|----------|------------------|-------|
| ONESTOP MEDICAL AND URGENT CARE LLC | | 328 | 47 | 13% | 375 |
| ACCESS MEDICAL CENTER | 1 | 344 | 29 | 8% | 374 |
| PEDIATRICS IN BREVARD PA | | 320 | 54 | 14% | 374 |
| ELMCROFT PINECREST | 1 | 347 | 25 | 7% | 373 |
| AZALEA TRACE PHYSICIAN SERVICES | | 369 | 4 | 1% | 373 |
| SIGNATURE HEALTHCARE OF NORTH FLORIDA | | 368 | 4 | 1% | 372 |
| HENDRY REGIONAL MEDICAL CENTER | | 107 | 265 | 71% | 372 |
| URGENT CARE BETHESDA | 1 | 318 | 52 | 14% | 371 |
| solaris Healthcare Parkway | 2 | 350 | 17 | 5% | 369 |
| WALGREENS 3173 | | 336 | 33 | 9% | 369 |
| SABAL DIRECT PRIMARY CARE, PA | | 304 | 65 | 18% | 369 |
| ADVENT HEALTH - TAMPA | | 148 | 221 | 60% | 369 |
| ATLANTIC SHORES NURSING AND REHAB CENTER | 1 | 358 | 10 | 3% | 369 |
| INFORM DIAGNOSTICS | | 360 | 9 | 2% | 369 |
| SAMANTHA WILSON CARE CENTER | 4 | 354 | 10 | 3% | 368 |
| OCEAN VIEW NURSING AND REHAB CENTER | | 348 | 20 | 5% | 368 |
| TRENTON MEDICAL CENTER INC DBA PALMS MEDICAL GROUP | 4 | 270 | 93 | 25% | 367 |
| EPWORTH VILLAGE RETIREMENT COMMUNITY | | 361 | 6 | 2% | 367 |
| VETERANS AFFAIRS MEDICAL CENTER - LAKE CITY | | 52 | 315 | 86% | 367 |
| HARDEE COUNTY HEALTH DEPARTMENT | | 294 | 72 | 20% | 366 |
| ROSEWOOD HEALTH AND REHABILITATION CENTER | | 343 | 23 | 6% | 366 |
| VILLAGE DOCTORS FAMILY MEDICAL CENTER OF | | 301 | 64 | 18% | 365 |
| TAMARAC REHABILITATION & HEALTH CENTER | | 361 | 4 | 1% | 365 |
| BOULEVARD REHABILITATION CENTER | | 349 | 15 | 4% | 364 |
| Bay Breeze Senior Living and Rehabilitation Center | | 311 | 53 | 15% | 364 |
| AVANTE AT MT DORA | | 355 | 7 | 2% | 362 |
| SPRINGTREE REHAB & HEALTH CARE CENTER | | 337 | 24 | 7% | 361 |
| PEDIATRIC HEALTH CARE ALLIANCE, PA | | 325 | 36 | 10% | 361 |
| BAY VILLAGE OF SARASOTA INC | | 356 | 3 | 1% | 359 |
| ORLANDO ORTHOPAEDIC OUTPATIENT SURGERY CENTER LLC | | 355 | 3 | 1% | 358 |
| SANFORD LABORATORIES | | 332 | 26 | 7% | 358 |
| OKEECHOBEE COUNTY HEALTH DEPT | 1 | 256 | 101 | 28% | 358 |
| HAINES CITY REHABILITATION AND NURSING CENTER | | 334 | 24 | 7% | 358 |
| CORAL TRACE HEALTH CARE | 2 | 351 | 5 | 1% | 358 |
| SUN COUNTRY PEDIATRICS PLLC | 9 | 318 | 31 | 9% | 358 |
| BAPTIST PRIMARY CARE INC | 1 | 328 | 27 | 8% | 356 |
| THE VILLAGES REGIONAL HOSPITAL FREESTANDING | | 316 | 39 | 11% | 355 |
| COLOR GENOMICS, INC. | 2 | 347 | 6 | 2% | 355 |
| Palmetto Subacute Care Center | | 344 | 11 | 3% | 355 |
| Coastal Health and Rehabilitation Center | | 344 | 11 | 3% | 355 |
| EXCEL PEDIATRICS | | 299 | 55 | 16% | 354 |
| BAYSHORE DIAGNOSTICS | | 311 | 43 | 12% | 354 |
| MEDFAST URGENT CARE CENTER | | 122 | 231 | 65% | 353 |
| PALM BEACH COUNTY FIREFIGHTERS HEALTH CLINIC, LLC | | 298 | 55 | 16% | 353 |
| Marshall Health and Rehabilitation Center | | 304 | 49 | 14% | 353 |
| MY CLINICAL LAB | | 223 | 129 | 37% | 352 |

COVID-19: testing by laboratory

Data through Apr 6, 2021 verified as of Apr 7, 2021 at 09:25 AM

Data in this report are provisional and subject to change.

The numbers in the table below represent the number of Florida and non-Florida residents for whom test results were received by the Department of Health. A person can be tested by more than one laboratory and can have both positive and negative results. **Therefore, the sum of the numbers in each column will be larger than the total number of people tested.**

| Reporting lab | Inconclusive | Negative | Positive | Percent positive | Total |
|---|--------------|----------|----------|------------------|-------|
| PENSACOLA PEDIATRICS, PA | | 335 | 17 | 5% | 352 |
| VILLAGE AT VIENNA SQUARE,THE | 6 | 329 | 17 | 5% | 352 |
| CORAL BAY HEALTHCARE AND REHABILITATION | 1 | 338 | 12 | 3% | 351 |
| KISSIMMEE FACILITY OPERATIONS LLC | | 326 | 24 | 7% | 350 |
| FL HUD DESTIN, LLC D/B/A GRAND BOULEVARD HEALTH | | 310 | 39 | 11% | 349 |
| ARCPPOINT LABS OF SARASOTA MANATEE | | 266 | 81 | 23% | 347 |
| HEALTH DESIGNS | | 332 | 14 | 4% | 346 |
| ELMHURST HOSPITAL CENTER | 1 | 315 | 30 | 9% | 346 |
| Vi at Lakeside Village Skilled Nursing | | 330 | 15 | 4% | 345 |
| HOLIDAY CVS LLC DBA CVS/PHARMACY #0440 | | 331 | 14 | 4% | 345 |
| 24/7 PEDIATRIC CARE CENTERS INC | | 324 | 21 | 6% | 345 |
| SELECT REFERENCE LABORATORIES, LLC | 1 | 331 | 12 | 3% | 344 |
| LAKE EUSTIS HEALTH AND REHABILITATION CENTER | | 336 | 8 | 2% | 344 |
| COMMUNITY HEALTH AND REHABILITATION CENTER | | 281 | 63 | 18% | 344 |
| USAFSAM/PHE | | 174 | 170 | 49% | 344 |
| FLORIDA HEALTH CARE PLANS | | | 343 | 100% | 343 |
| MIDWAY SPECIALTY CARE CENTER | 3 | 226 | 114 | 33% | 343 |
| ADVENT HEALTH CENTRA CARE - PALM COAST | | 80 | 261 | 77% | 341 |
| CRONOS CLINICAL LABORATORY | 22 | 227 | 91 | 27% | 340 |
| ESTERO ISLAND MEDICAL CENTER | | 272 | 68 | 20% | 340 |
| AVANTE AT LEESBURG INC | | 335 | 5 | 1% | 340 |
| MEDICAL CENTER AT OCEAN REEF,THE | | 321 | 17 | 5% | 338 |
| CHEEK AND SCOTT DRUGS INC | | 281 | 57 | 17% | 338 |
| MY HEALTHY BLUEPRINT BY BAPTIST HEALTH CARE | | 284 | 52 | 15% | 336 |
| KEY WEST HEALTH AND REHAB | 1 | 326 | 8 | 2% | 335 |
| AVENTURA REHAB AND NURSING CENTER | | 319 | 15 | 4% | 334 |
| LASER & SURGERY CENTER OF THE PALM BEACHES | | 332 | 2 | 1% | 334 |
| BEAR CREEK NURSING CENTER | | 329 | 5 | 1% | 334 |
| The Care Center at Pinellas Park | 1 | 324 | 8 | 2% | 333 |
| NORTH PINELLAS STATMED QUICK QUALITY CLINICS | | 236 | 97 | 29% | 333 |
| DEPARTMENT OF HEALTH BUREAU OF FAMILY | | 326 | 6 | 2% | 332 |
| JACKSONVILLE KIDS PEDIATRICS, PLLC | | 296 | 35 | 11% | 331 |
| Solaris Healthcare Coconut Creek | | 325 | 6 | 2% | 331 |
| RIVERS FAMILY MEDICINE PA | | 249 | 82 | 25% | 331 |
| DELTONA HEALTH CARE | | 307 | 24 | 7% | 331 |
| TAVARES PEDIATRICS | | 280 | 51 | 15% | 331 |
| PALMS REHABILITATION AND HEALTHCARE CENTER | | 293 | 38 | 11% | 331 |
| Solaris Healthcare Lake Bennet | | 294 | 37 | 11% | 331 |
| Life Care Center at Inverrary | | 321 | 9 | 3% | 330 |
| Life Care Center at Wells Crossing | | 309 | 21 | 6% | 330 |
| ST CATHERINE'S WEST REHABILITATION HOSPITAL | | 317 | 13 | 4% | 330 |
| ARGO SENIOR LIVING AT HAVERHILL | | 309 | 20 | 6% | 329 |
| PALM BEACH PEDIATRICS PA | 2 | 282 | 44 | 13% | 328 |
| Heartland Healthcare of Ft. Myers | 1 | 325 | 1 | 0% | 327 |
| PENSACOLA PEDIATRICS - PACE | | 315 | 12 | 4% | 327 |
| ADVANCED AMBULATORY SURGERY CENTER | | 314 | 13 | 4% | 327 |

COVID-19: testing by laboratory

Data through Apr 6, 2021 verified as of Apr 7, 2021 at 09:25 AM

Data in this report are provisional and subject to change.

The numbers in the table below represent the number of Florida and non-Florida residents for whom test results were received by the Department of Health. A person can be tested by more than one laboratory and can have both positive and negative results. **Therefore, the sum of the numbers in each column will be larger than the total number of people tested.**

| Reporting lab | Inconclusive | Negative | Positive | Percent positive | Total |
|--|--------------|----------|----------|------------------|-------|
| JACKSON PLAZA NURSING & REHAB CENTER | 6 | 313 | 8 | 2% | 327 |
| SOUTHWEST ORLANDO FAMILY MEDICINE, PL | | 273 | 53 | 16% | 326 |
| LabCorp (Non-Interfaced) | 1 | 127 | 198 | 61% | 326 |
| SILVER CREEK SENIOR LIVING COMMUNITY | | 321 | 5 | 2% | 326 |
| WIMAUMA COMMUNITY HEALTH CENTER | | 268 | 57 | 18% | 325 |
| PIONEER CLINICAL LAB, LLC | | 212 | 113 | 35% | 325 |
| GOOD SAMARITAN SOCIETY-DAYTONA | | 303 | 21 | 6% | 324 |
| REGENTS PARK OF BOCA RATON | | 320 | 3 | 1% | 323 |
| KENNEDY PAIN CLINIC GROUP LLC | | 289 | 33 | 10% | 322 |
| Avante at Inverness | | 318 | 3 | 1% | 321 |
| AMERICAN FINNISH NURSING HOME | 2 | 310 | 8 | 3% | 320 |
| ROSEN MEDICAL CENTER | | 278 | 41 | 13% | 319 |
| PruittHealth Santa Rosa | | 225 | 94 | 29% | 319 |
| PHYSICIANS REGIONAL WALK-IN | | 190 | 128 | 40% | 318 |
| SIGNATURE HEALTHCARE AT THE COURTYARD | | 271 | 47 | 15% | 318 |
| FRICKS PHARMACY | | 255 | 63 | 20% | 318 |
| FAMILY CARE PARTNERS OF NE FLORIDA LLC | | 245 | 73 | 23% | 318 |
| BIOCEPT | | 296 | 22 | 7% | 318 |
| REHABILITATION CENTER OF LAKE CITY, THE | | 289 | 28 | 9% | 317 |
| ST LUCIE EMPLOYEE HEALTH & WELLNESS CENTER | | 310 | 6 | 2% | 316 |
| MADISON FACILITY INC | | 313 | 3 | 1% | 316 |
| HOLLEY NAVARRE MEDICAL CLINIC | | 237 | 79 | 25% | 316 |
| The Grove Health and Rehabilitation | | 291 | 24 | 8% | 315 |
| MEDEXPRESS LUTZ | | 3 | 311 | 99% | 314 |
| AVELLINO LAB USA, INC | 1 | 300 | 12 | 4% | 313 |
| ST JAMES HEALTH AND REHABILITATION CENTER | | 226 | 87 | 28% | 313 |
| GENESIS MEDICAL LABORATORY MIAMI FL. | | 83 | 230 | 73% | 313 |
| ST JUDE CHILDREN'S RESEARCH HOSPITAL | | 297 | 15 | 5% | 312 |
| LUTHERAN HAVEN | | 303 | 9 | 3% | 312 |
| MANORCARE AT LELY PALMS | | 307 | 5 | 2% | 312 |
| Life Care Center of Sarasota | | 299 | 13 | 4% | 312 |
| VILLAGE PLACE NH LLC | | 284 | 27 | 9% | 311 |
| Avante at St Cloud, Inc. | | 302 | 9 | 3% | 311 |
| HEATHER HILL HEALTHCARE CENTER | | 265 | 46 | 15% | 311 |
| METROPOLITAN HOSPITAL CENTER | | 304 | 7 | 2% | 311 |
| BHA TITUSVILLE CLINIC | | 289 | 21 | 7% | 310 |
| LA MER NH LLC | | 303 | 5 | 2% | 308 |
| FLETCHER HEALTH AND REHABILITATION CENTER | | 306 | 1 | 0% | 307 |
| HUNT CLUB PEDIATRIC ASSOCIATES, P.A. | | 266 | 41 | 13% | 307 |
| CRYSTAL RIVER HEALTH & REHAB | | 303 | 3 | 1% | 306 |
| SAINTS 120 LLC | 1 | 270 | 34 | 11% | 305 |
| LAKELAND REGIONAL HEALTH SYSTEMS INC | | 39 | 266 | 87% | 305 |
| HOMESTEAD MANOR | 2 | 262 | 41 | 13% | 305 |
| MANOR CARE OF NAPLES FL LLC | | 301 | 3 | 1% | 304 |
| TALLAHASSEE NHHI LLC | 1 | 276 | 27 | 9% | 304 |
| CLARE BRIDGE ORMOND BEACH | 1 | 303 | | | 304 |

COVID-19: testing by laboratory

Data through Apr 6, 2021 verified as of Apr 7, 2021 at 09:25 AM

Data in this report are provisional and subject to change.

The numbers in the table below represent the number of Florida and non-Florida residents for whom test results were received by the Department of Health. A person can be tested by more than one laboratory and can have both positive and negative results. **Therefore, the sum of the numbers in each column will be larger than the total number of people tested.**

| Reporting lab | Inconclusive | Negative | Positive | Percent positive | Total |
|---|--------------|----------|----------|------------------|-------|
| RITECARE MEDICAL CENTER | | 226 | 78 | 26% | 304 |
| EDGEWATER AT WATERMAN VILLAGE,THE | | 288 | 16 | 5% | 304 |
| HOSPICE OF LAKE & SUMTER INC | 1 | 296 | 6 | 2% | 303 |
| Concordia Village of Tampa AL | | 298 | 5 | 2% | 303 |
| RENAISSANCE AT THE TERRACES | | 300 | 3 | 1% | 303 |
| LUIS A GHIGLINO MD PA | | 294 | 9 | 3% | 303 |
| FLORIDA KEYS PEDIATRICS & ADOLESCENT CENTER | | 286 | 16 | 5% | 302 |
| OSPREY LODGE | | 243 | 59 | 20% | 302 |
| POMPANO REHABILITATION AND NURSING CTR | | 300 | | | 300 |
| FLORIDA STATE HOSPITAL CLINICAL LABORATORY | | 297 | 3 | 1% | 300 |
| CROSS POINTE CARE CENTER | 2 | 292 | 6 | 2% | 300 |
| BOCA BIOLISTICS REFERENCE LABORATORY | 2 | 185 | 112 | 37% | 299 |
| DAYTONA BEACH HEALTH AND REHAB CENTER | | 296 | 2 | 1% | 298 |
| ARCPPOINT LABS OF ST PETERSBURG | | 209 | 89 | 30% | 298 |
| BUENA VISTA URGENT CARE | | 264 | 34 | 11% | 298 |
| ELLENTON PEDIATRICS PA | | 280 | 18 | 6% | 298 |
| SILVERCREST HEALTH AND REHABILITATION CENTER | 3 | 285 | 8 | 3% | 296 |
| CENTERSTONE OF FLORIDA□ | | 272 | 24 | 8% | 296 |
| LAKE PARK OF MADISON | | 285 | 11 | 4% | 296 |
| BROOKDALE DESTIN | | 284 | 12 | 4% | 296 |
| CONSULATE HEALTH CARE OF SAFETY HARBOR | | 289 | 7 | 2% | 296 |
| RULEME CENTER | 2 | 267 | 27 | 9% | 296 |
| LODGE HEALTH AND REHABILITATION CENTER, THE | | 263 | 32 | 11% | 295 |
| PERSONALIZED GENETIC TESTING | 3 | 193 | 99 | 34% | 295 |
| LIFE HOPE LABS, LLC | | 289 | 6 | 2% | 295 |
| Avante at Orlando | 1 | 288 | 6 | 2% | 295 |
| LONGWOOD FAMILY PRACTICE | | 226 | 69 | 23% | 295 |
| BAY COUNTY SHERIFFS OFFICE JAIL FACILITY | | 249 | 45 | 15% | 294 |
| SARAPATH DIAGNOSTICS | | 170 | 124 | 42% | 294 |
| AVON PARK PEDIATRICS INC | 3 | 263 | 27 | 9% | 293 |
| NORTHWEST MEDICAL CENTER CLINICAL LABORATORY | | 175 | 118 | 40% | 293 |
| TIERRA PINES CENTER | | 281 | 12 | 4% | 293 |
| LORI MCAULIFFE MD PA | | 259 | 32 | 11% | 291 |
| BIOIQ | | 243 | 48 | 16% | 291 |
| MACCLENNY NURSING AND REHAB | | 272 | 18 | 6% | 290 |
| AMERICAN HEALTH ASSOCIATES INC | 1 | 270 | 18 | 6% | 289 |
| DOCTORS MEMORIAL HOSPITAL | | 158 | 131 | 45% | 289 |
| STERLING HOUSE OF DELAND | | 288 | 1 | 0% | 289 |
| PALM GARDEN OF GAINESVILLE | 2 | 285 | 2 | 1% | 289 |
| AUBURN UNIVERSITY MEDICAL CLINIC | | 227 | 62 | 21% | 289 |
| Surrey Place Healthcare and Rehabilitation | | 286 | 2 | 1% | 288 |
| CITY OF PORT SAINT LUCIE | | 265 | 23 | 8% | 288 |
| FLORIDA ATLANTIC UNIVERSITY STUDENT HEALTH | | 238 | 50 | 17% | 288 |
| WHITE WILSON MEDICAL IMMEDIATE CARE NICEVILLE | | 66 | 221 | 77% | 287 |
| ACCURATE DIAGNOSTIC LABS, INC | | 270 | 17 | 6% | 287 |
| W FRANK WELLS NURSING HOME | | 257 | 29 | 10% | 286 |

COVID-19: testing by laboratory

Data through Apr 6, 2021 verified as of Apr 7, 2021 at 09:25 AM

Data in this report are provisional and subject to change.

The numbers in the table below represent the number of Florida and non-Florida residents for whom test results were received by the Department of Health. A person can be tested by more than one laboratory and can have both positive and negative results. **Therefore, the sum of the numbers in each column will be larger than the total number of people tested.**

| Reporting lab | Inconclusive | Negative | Positive | Percent positive | Total |
|---|--------------|----------|----------|------------------|-------|
| West Melbourne Health and Rehabilitation Center | | 285 | 1 | 0% | 286 |
| Solaris HealthCare Imperial | | 276 | 8 | 3% | 284 |
| PARTICLE THEORY LABS | | 261 | 23 | 8% | 284 |
| SUNCOAST URGENT CARE | | 213 | 70 | 25% | 283 |
| AURORA DIAGNOSTICS BERNHARDT LABORATORIES PATHOLOGY SERVICE | | 190 | 93 | 33% | 283 |
| Sunset Point Center | | 278 | 4 | 1% | 282 |
| DAVID SCOTT MADWAR MD PA | | 253 | 28 | 10% | 281 |
| RIVERWOOD HEALTH NH LLC | | 242 | 39 | 14% | 281 |
| USA HEALTH UNIVERSITY HOSPITAL CLINICAL LABORATORY | 1 | 269 | 10 | 4% | 280 |
| renaissance health and rehabilitation center | | 260 | 20 | 7% | 280 |
| BAYA POINTE NURSING AND REHABILITATION | | 197 | 83 | 30% | 280 |
| HAVEN OF OUR LADY OF PEACE INC | | 271 | 8 | 3% | 279 |
| PAVILION FOR HEALTHCARE, THE | | 275 | 3 | 1% | 278 |
| WESTCHESTER GARDENS LIMITED PARTNERSHIP | | 272 | 6 | 2% | 278 |
| CYPRESS COVE | | 272 | 6 | 2% | 278 |
| Rehabilitation Center for Park Place LLC | | 266 | 11 | 4% | 277 |
| HARBOURWOOD | 1 | 272 | 4 | 1% | 277 |
| Crossbreeze care center | 1 | 274 | 2 | 1% | 277 |
| STATMED QUICK QUALITY CLINIC AT NORTH PINELLAS | | 66 | 211 | 76% | 277 |
| PRUITT HEALTH-SANTA ROSA | | 275 | 2 | 1% | 277 |
| Chatsworth at PGA National, LLC | | 265 | 12 | 4% | 277 |
| VILLAGES REGIONAL HOSPITAL SURGERY CENTER LLC, THE | | 218 | 58 | 21% | 276 |
| WESTWOOD HEALTHCARE SNF | | 230 | 46 | 17% | 276 |
| CHIPOLA HEALTH AND REHAB | | 257 | 18 | 7% | 275 |
| Glades West Rehabilitation and Nursing Center | | 266 | 8 | 3% | 274 |
| JACKSONVILLE VA UNIVERSITY OPC | 4 | 262 | 8 | 3% | 274 |
| ARBOR FACILITY INC | | 270 | 3 | 1% | 273 |
| NASSAU COUNTY JAIL | | 229 | 43 | 16% | 272 |
| PROTEUS MOLECULAR AND CLINICAL LAB | 1 | 159 | 112 | 41% | 272 |
| ABBOTT LABORATORIES | | 166 | 106 | 39% | 272 |
| FOUNTAIN INN NURSING & REHABILITATION CTR, INC | | 265 | 6 | 2% | 271 |
| VETERANS AFFAIRS MEDICAL CENTER - MIAMI | | 2 | 269 | 99% | 271 |
| PONTE VEDRA GARDENS | | 269 | 1 | 0% | 270 |
| Premier Place at The Glenview | | 261 | 9 | 3% | 270 |
| PBC FIREFIGHTER BENEFIT FUND WELLNESS CENTER | | 225 | 45 | 17% | 270 |
| BAPTIST HEALTH SOUTH FLORIDA - WEST BOCA URGENT CARE | | 218 | 51 | 19% | 269 |
| ADVENT HEALTH CARE CENTER | 9 | 246 | 14 | 5% | 269 |
| ADVENT HEALTH CENTRA CARE - ORMOND BEACH | | 113 | 155 | 58% | 268 |
| BRENTWOOD RETIREMENT COMMUNITY | 5 | 232 | 31 | 12% | 268 |
| LAKE SIDE NEUROLOGIC | | 257 | 11 | 4% | 268 |
| FIRST CHOICE PRIMARY CARE | | 213 | 54 | 20% | 267 |
| DE LUNA HEALTH AND REHABILITATION CENTER | | 242 | 23 | 9% | 265 |
| SERANADES BY SONATA WEST ORANGE | | 236 | 29 | 11% | 265 |
| BROWARD NURSING & REHABILITATION CTR | 8 | 242 | 14 | 5% | 264 |
| JACKSONVILLE UNIVERSITY | 1 | 249 | 14 | 5% | 264 |
| Cross Gardens Care Center | | 262 | 1 | 0% | 263 |

COVID-19: testing by laboratory

Data through Apr 6, 2021 verified as of Apr 7, 2021 at 09:25 AM

Data in this report are provisional and subject to change.

The numbers in the table below represent the number of Florida and non-Florida residents for whom test results were received by the Department of Health. A person can be tested by more than one laboratory and can have both positive and negative results. **Therefore, the sum of the numbers in each column will be larger than the total number of people tested.**

| Reporting lab | Inconclusive | Negative | Positive | Percent positive | Total |
|---|--------------|----------|----------|------------------|-------|
| WASHINGTON REHAB AND NURSING | | 253 | 10 | 4% | 263 |
| CHIPOLA MEDICAL ASSOCIATES, LLC | | 186 | 76 | 29% | 262 |
| AMELIA MEDICAL CARE | | 109 | 153 | 58% | 262 |
| AMERICAN RESEARCH LABS | | 249 | 13 | 5% | 262 |
| Chatham Glen Healthcare and Rehabilitation Center | | 253 | 8 | 3% | 261 |
| CLIFFORD CHESTER SIMS VA NURSING HOME | | 251 | 9 | 3% | 260 |
| CONEY ISLAND HOSPITAL | | 253 | 7 | 3% | 260 |
| Solaris Senior Living North Naples ALF | | 250 | 10 | 4% | 260 |
| CONSULATE HEALTHCARE OF KISSIMMEE | | 247 | 12 | 5% | 259 |
| AZALEA TRACE | | 245 | 13 | 5% | 258 |
| ALLIANCE PEDIATRICS PA | | 253 | 5 | 2% | 258 |
| FLORIDA WOMAN CARE LABORATORY LLC | | 232 | 26 | 10% | 258 |
| DOS OF NORTH SHORES NURSING & REHAB CENTER | | 257 | | | 257 |
| NORTH FLORIDA PEDIATRICS - MARIANNA | | 217 | 39 | 15% | 256 |
| BOND CLINIC, PA | | 189 | 67 | 26% | 256 |
| ADVENT HEALTH - ORLANDO | | 195 | 61 | 24% | 256 |
| MIAMI JEWISH HEALTH SYSTEMS, INC | 4 | 242 | 10 | 4% | 256 |
| INNOVATIVE GENOMICS, LLC | | 222 | 33 | 13% | 255 |
| FORT MYERS REHABILITATION AND NURSING CENTER | | 228 | 26 | 10% | 254 |
| MARTIN MEMORIAL MEDICAL CENTER LAB | | 128 | 126 | 50% | 254 |
| CONCIMED LLC | | 230 | 24 | 9% | 254 |
| SHELL POINT VILLAGE MEDICAL CENTER | | 246 | 7 | 3% | 253 |
| AFTER HOURS PEDIATRICS INC | 1 | 1 | 251 | 99% | 253 |
| FAMILY MEDICAL CARE OF PALM BEACH | | 190 | 62 | 25% | 252 |
| LAKEVIEW INTERNAL MEDICINE | | 190 | 62 | 25% | 252 |
| 220 GOLDEN, LLC | 1 | 235 | 16 | 6% | 252 |
| JUPITER MEDICAL CENTER URGENT CENTER | | 206 | 46 | 18% | 252 |
| HEARTLAND PEDIATRICS OF LAKE PLACID PA | 1 | 220 | 30 | 12% | 251 |
| KR at Hillsborough Lakes/Lutz Healthcare | | 241 | 10 | 4% | 251 |
| STUART - FAIRGROUNDS | | 219 | 32 | 13% | 251 |
| BUREAU OF CLINICAL LABORATORIES | | 209 | 41 | 16% | 250 |
| TERRACES OF LAKE WORTH CARE CENTER | | 238 | 12 | 5% | 250 |
| WALGREENS 10670 | | 216 | 33 | 13% | 249 |
| ST MARK VILLAGE | 1 | 243 | 5 | 2% | 249 |
| CARRINGTON PLACE OF ST PETE LLC | | 242 | 6 | 2% | 248 |
| ARDEN COURTS OF TAMPA | 2 | 241 | 5 | 2% | 248 |
| BAYVIEW CENTER | | 242 | 5 | 2% | 247 |
| FLORIDA CLINICAL LABORATORY-BIOREFERENCE LABORATORIES | | 96 | 151 | 61% | 247 |
| Heritage Healthcare at Tallahassee | | 239 | 7 | 3% | 246 |
| BAPTIST HEALTH URGENT CARE AT PLANTATION | | 202 | 44 | 18% | 246 |
| ADVENTHEALTH EXPRESS CARE AT WESLEY CH | | 218 | 28 | 11% | 246 |
| AVECINA MOBILE | | 121 | 125 | 51% | 246 |
| ROSEWOOD HEALTHCARE & REHABILITATION CENTER | | 239 | 6 | 2% | 245 |
| HOMESTEAD VILLAGE | | 233 | 11 | 5% | 244 |
| MALABAR/ADVENT CENTRA CARE | | 48 | 196 | 80% | 244 |
| SEAVIEW NURSING AND REHABILITATION CENTER | | 234 | 9 | 4% | 243 |

COVID-19: testing by laboratory

Data through Apr 6, 2021 verified as of Apr 7, 2021 at 09:25 AM

Data in this report are provisional and subject to change.

The numbers in the table below represent the number of Florida and non-Florida residents for whom test results were received by the Department of Health. A person can be tested by more than one laboratory and can have both positive and negative results. **Therefore, the sum of the numbers in each column will be larger than the total number of people tested.**

| Reporting lab | Inconclusive | Negative | Positive | Percent positive | Total |
|---|--------------|----------|----------|------------------|-------|
| TGH | | 1 | 241 | 100% | 242 |
| Consulate Health Care of St. Petersburg | | 235 | 7 | 3% | 242 |
| FELLOWSHIP HOME AT THE FAIRWAY LLC | | 235 | 7 | 3% | 242 |
| ARCHER HEALTH VENTURES, LLC | | 217 | 25 | 10% | 242 |
| UCC - WELLINGTON | | 3 | 238 | 99% | 241 |
| ST JOSEPH'S HOSPITAL LABORATORY | | | 241 | 100% | 241 |
| GOOD SAMARITAN CARES | | 236 | 5 | 2% | 241 |
| WHITE WILSON MEDICAL CENTER IMMEDIATE CARE | | 132 | 108 | 45% | 240 |
| STERLING HOUSE OF WINTER HAVEN | | 237 | 3 | 1% | 240 |
| CLARE BRIDGE OF SARASOTA | | 238 | 2 | 1% | 240 |
| AMERICAN HOUSE SENIOR LIVING | | 189 | 51 | 21% | 240 |
| ORANGE COUNTY HEALTH DEPT | | 228 | 11 | 5% | 239 |
| PALM GARDEN OF AVENTURA | | 236 | 3 | 1% | 239 |
| SOUTHLAND SUITES OF ORMOND BEACH | 4 | 234 | | | 238 |
| ST VINCENT'S AMBULATORY CARE INC DBA | 2 | 204 | 32 | 13% | 238 |
| SIGNATURE HEALTHCARE OF ORANGE PARK | | 233 | 3 | 1% | 236 |
| ST AUGUSTINE HEALTH & REHAB CENTER | | 235 | 1 | 0% | 236 |
| REGENTS PARK AT AVENTURA | | 221 | 14 | 6% | 235 |
| BAY TREE CARE AND REHABILITATION CENTER | | 197 | 38 | 16% | 235 |
| OAK HAMMOCK AT THE UNIVERSITY OF FLORIDA | | 229 | 6 | 3% | 235 |
| FARAH MEDICAL | | 220 | 15 | 6% | 235 |
| HOLISTIC PEDIATRICS GROUP LLC | | 213 | 21 | 9% | 234 |
| JUPITER MEDICAL CENTER URGENT CARE - STUART | | 174 | 60 | 26% | 234 |
| ATLANTIC URGENT CARE | | 155 | 78 | 33% | 233 |
| HOSPICE OF ST FRANCIS INC | | 226 | 7 | 3% | 233 |
| EVENT MED SERVICES LABORATORY | | 228 | 5 | 2% | 233 |
| Orchid Cove at Sarasota | | 231 | 1 | 0% | 232 |
| CCS - JOSEPH V CONTE | | 230 | 2 | 1% | 232 |
| MANDARIN PEDIATRICS | | 210 | 22 | 9% | 232 |
| EDGEWOOD NURSING CENTER | | 221 | 10 | 4% | 231 |
| ManorCare Health Services-Palm Harbor | 1 | 229 | 1 | 0% | 231 |
| MARTIN ACQUISITION 1 LLC DBA | | 217 | 14 | 6% | 231 |
| LYNN HAVEN SPORTS COMPLEX-WALKON CLINIC | | 21 | 209 | 91% | 230 |
| OAKBROOK HEALTH AND REHABILITATION CENTER | 1 | 215 | 14 | 6% | 230 |
| VI AT BENTLEY VILLAGE HOME CARE | | 229 | 1 | 0% | 230 |
| ST ANTHONYS REHABILITATION HOSPITAL | 9 | 219 | 2 | 1% | 230 |
| SOLARIS SENIOR LIVING VERO BEACH | | 221 | 8 | 3% | 229 |
| Lake Port Square Health Center | | 212 | 17 | 7% | 229 |
| MIAMI CEREBRAL PALSY RESIDENTIAL | | 227 | 1 | 0% | 228 |
| LCS SANDHILL COVE LLC DBA | 6 | 212 | 9 | 4% | 227 |
| LAKESIDE HEALTH CENTER | | 227 | | | 227 |
| THE RESIDENCE AT TIMBER PINES | 4 | 198 | 25 | 11% | 227 |
| AVANTE AT ORMOND BEACH INC | | 221 | 6 | 3% | 227 |
| SURREY PLACE CARE CENTER | | 219 | 7 | 3% | 226 |
| SAMIR EBEID MD | | 203 | 23 | 10% | 226 |
| PARKS HEALTHCARE & REHABILITATION CTR | 4 | 211 | 11 | 5% | 226 |

COVID-19: testing by laboratory

Data through Apr 6, 2021 verified as of Apr 7, 2021 at 09:25 AM

Data in this report are provisional and subject to change.

The numbers in the table below represent the number of Florida and non-Florida residents for whom test results were received by the Department of Health. A person can be tested by more than one laboratory and can have both positive and negative results. **Therefore, the sum of the numbers in each column will be larger than the total number of people tested.**

| Reporting lab | Inconclusive | Negative | Positive | Percent positive | Total |
|--|--------------|----------|----------|------------------|-------|
| Lakewood Nursing Center | | 197 | 29 | 13% | 226 |
| ASCENSION MEDICAL GROUP | | 5 | 221 | 98% | 226 |
| IMA MEDICAL GROUP | | 158 | 68 | 30% | 226 |
| NSPIRE HEALTHCARE LAUDERHILL | | 219 | 6 | 3% | 225 |
| FORT PIERCE HEALTH CARE | | 218 | 7 | 3% | 225 |
| Jacaranda Manor | | 224 | 1 | 0% | 225 |
| NADAL PEDIATRICS | | 193 | 32 | 14% | 225 |
| Sunnyside Nursing Home | | 221 | 3 | 1% | 224 |
| BARTRAM CROSSING | | 224 | | | 224 |
| DISCOVERY VILLAGE AT MELBOURNE | | 197 | 27 | 12% | 224 |
| Avante at Lake Worth, Inc. | | 222 | 2 | 1% | 224 |
| Flagler Health and Rehabilitation | | 221 | 3 | 1% | 224 |
| HIGHLANDS URGENT CARE | | | 224 | 100% | 224 |
| WIREGRASS DIRECT PRIMARY CARE PLLC | | 190 | 33 | 15% | 223 |
| CHILDREN MED CARE INC | | 190 | 33 | 15% | 223 |
| SANDY PINES | 2 | 199 | 22 | 10% | 223 |
| MILLENNIUM PHYSICIAN GROUP LLC | | 193 | 30 | 13% | 223 |
| LEHIGH VALLEY GENOMICS | | | 223 | 100% | 223 |
| PINNACLES PEDS CARE PA | | 222 | | | 222 |
| NORTH FLORIDA PEDIATRICS PA - DUVAL | | 193 | 29 | 13% | 222 |
| SPRINGS AT LAKE POINTE WOODS | | 219 | 2 | 1% | 221 |
| PADDOCK RIDGE | | 218 | 3 | 1% | 221 |
| Signature healthcare of Jacksonville | | 216 | 5 | 2% | 221 |
| ADVENT HEALTH - LAKE NONA | | 192 | 29 | 13% | 221 |
| MORSELIFE MEMORY CARE RESIDENCE | | 211 | 9 | 4% | 220 |
| CONCORD LIFE SCIENCES LLC | 2 | 201 | 17 | 8% | 220 |
| DOCTORS MEMORIAL FAMILY MEDICINE | 2 | 152 | 66 | 30% | 220 |
| CORAL REEF NURSING & REHABILITATION CENTER | | 213 | 7 | 3% | 220 |
| CORAL GABLES NURSING & REHABILITATION CENTER | | 209 | 10 | 5% | 219 |
| COLONY CLUB ALF,THE | 1 | 205 | 13 | 6% | 219 |
| BORLAND GROOVER CLINIC | 1 | 181 | 37 | 17% | 219 |
| WOOD LAKE HEALTH AND REHABILITATION CENTER | | 219 | | | 219 |
| Boynton Beach Rehabilitation Center | 2 | 213 | 4 | 2% | 219 |
| CONSULATE HEALTH CARE OF MELBOURNE | | 214 | 5 | 2% | 219 |
| ANGELS DIAGNOSTIC GROUP | | 174 | 45 | 21% | 219 |
| VETERANS AFFAIRS ORLANDO VA MEDICAL CENTER | | | 219 | 100% | 219 |
| ADVENT HEALTH CENTRA CARE - DAYTONA BEACH | | 94 | 124 | 57% | 218 |
| CCS - PAUL REIN DETENTION FACILITY | | 152 | 66 | 30% | 218 |
| THE MANOR AT CARPENTERS | | 185 | 32 | 15% | 217 |
| MIDWAY PRIMARY CARE, LLC | 11 | 130 | 76 | 35% | 217 |
| ST. CLOUD REGIONAL MEDICAL CENTER | | 199 | 18 | 8% | 217 |
| LAKE PORT SQUARE | | 200 | 17 | 8% | 217 |
| BROOKDALE ATRIM WAY | | 210 | 6 | 3% | 216 |
| FLAGLER COUNTY DETENTION CENTER | | 203 | 13 | 6% | 216 |
| PINELLAS CARE CENTER | | 182 | 34 | 16% | 216 |
| MEDICAL CONSULTANTS OF FLORIDA LLC | 1 | 181 | 33 | 15% | 215 |

COVID-19: testing by laboratory

Data through Apr 6, 2021 verified as of Apr 7, 2021 at 09:25 AM

Data in this report are provisional and subject to change.

The numbers in the table below represent the number of Florida and non-Florida residents for whom test results were received by the Department of Health. A person can be tested by more than one laboratory and can have both positive and negative results. **Therefore, the sum of the numbers in each column will be larger than the total number of people tested.**

| Reporting lab | Inconclusive | Negative | Positive | Percent positive | Total |
|--|--------------|----------|----------|------------------|-------|
| Avante at Melbourne | | 211 | 4 | 2% | 215 |
| SUPERIOR RESIDENCES OF PANAMA CITY BEACH | | 209 | 6 | 3% | 215 |
| EXPERTUS LABORATORIES INC | | 142 | 73 | 34% | 215 |
| PEACHTREE IMMEDIATE CARE | | 179 | 36 | 17% | 215 |
| GATEWAY/ADVENT CENTRA CARE | 1 | 24 | 190 | 88% | 215 |
| ADVANCED MEDICAL GROUP | | 1 | 213 | 100% | 214 |
| BLOCK, NATION, CHASE, AND SMOLEN FAMILY MEDICINE | | 157 | 57 | 27% | 214 |
| KEY LARGO - LARGO CARGO | | 193 | 21 | 10% | 214 |
| FLORIDA HEALTH CARE PLAN INC | | 2 | 212 | 99% | 214 |
| PATHWAY PHARMACY | | 178 | 36 | 17% | 214 |
| THE PLAYERS CHAMPIONSHIP | | 213 | | | 213 |
| INN AT ASTON GARDENS, THE | | 205 | 8 | 4% | 213 |
| Consulate Healthcare of West Palm Beach | | 197 | 16 | 8% | 213 |
| KINDRED HOSPITAL THE PALM BEACHES | | 208 | 5 | 2% | 213 |
| LIFE CARE CENTER OF PORT ST. LUCIE | | 201 | 12 | 6% | 213 |
| BODYK | | 209 | 4 | 2% | 213 |
| BAY VUE NURSING AND REHABILITATION CENTER | | 202 | 10 | 5% | 212 |
| CONSULATE HEALTH CARE OF WINTER HAVEN | | 209 | 3 | 1% | 212 |
| San Jose Health & Rehabilitation | | 206 | 6 | 3% | 212 |
| POCONO MEDICAL CENTER | | 212 | | | 212 |
| Taylor Care Center | | 207 | 5 | 2% | 212 |
| Bayside Health and Rehabilitation | | 181 | 31 | 15% | 212 |
| GUEST HOUSE OCALA, THE | | 205 | 7 | 3% | 212 |
| SUNRISE DIAGNOSTIC LABORATORY | | 158 | 53 | 25% | 211 |
| MACTOWN, INC | | 209 | 2 | 1% | 211 |
| ENCOMPASS HEALTH REHABILITATION OF SEA PINES | | 210 | 1 | 0% | 211 |
| GOOD SAMARITAN SOCIETY OF DELAND | | 199 | 11 | 5% | 210 |
| Royal Oaks Nursing and Rehab | | 209 | 1 | 0% | 210 |
| QUICK CARE MED LLC | 1 | 157 | 52 | 25% | 210 |
| ST PETERSBURG PEDIATRICS-EAST BAY | 1 | 175 | 34 | 16% | 210 |
| HEALTH FIRST - HOLMES REGIONAL MEDICAL CENTER | | 32 | 178 | 85% | 210 |
| THE PALACE NURSING AND REHABILITATION CENTER | | 209 | | | 209 |
| Nspire Health Care Kendall | | 199 | 10 | 5% | 209 |
| Whispering Oaks | 11 | 175 | 23 | 11% | 209 |
| PALMS MEDICAL GROUP HIGH SPRINGS | | 174 | 34 | 16% | 208 |
| life Care Center of Melbourne | | 191 | 17 | 8% | 208 |
| FULGENT GENETICS | 2 | 166 | 40 | 19% | 208 |
| BOCA RATON REHABILITATION CENTER | 4 | 200 | 4 | 2% | 208 |
| ARDEN COURTS OF SEMINOLE | | 167 | 41 | 20% | 208 |
| The Ponce Therapy Care Center | | 203 | 4 | 2% | 207 |
| MATHISON RETIREMENT COMMUNITY, INC | 1 | 198 | 8 | 4% | 207 |
| The Waterford | | 204 | 3 | 1% | 207 |
| STAR CARE | | 175 | 31 | 15% | 206 |
| KENILWORTH CARE & REHABILITATION CENTER | | 189 | 17 | 8% | 206 |
| Cross Terrace REhabilitation | | 203 | 2 | 1% | 205 |
| PALM HARBOR FAMILY PRACTICE & WALK-IN | | 157 | 47 | 23% | 204 |

COVID-19: testing by laboratory

Data through Apr 6, 2021 verified as of Apr 7, 2021 at 09:25 AM

Data in this report are provisional and subject to change.

The numbers in the table below represent the number of Florida and non-Florida residents for whom test results were received by the Department of Health. A person can be tested by more than one laboratory and can have both positive and negative results. **Therefore, the sum of the numbers in each column will be larger than the total number of people tested.**

| Reporting lab | Inconclusive | Negative | Positive | Percent positive | Total |
|--|--------------|----------|----------|------------------|-------|
| DISCOVERY VILLAGE AT NAPLES | | 187 | 17 | 8% | 204 |
| PCB CLINIC | | 159 | 45 | 22% | 204 |
| NEW YORK CITY DEPARTMENT OF HEALTH & MENTAL | | 169 | 34 | 17% | 203 |
| PATHGROUP LABS LLC | | 97 | 106 | 52% | 203 |
| GLENRIDGE ON PALMER RANCH,THE | | 195 | 8 | 4% | 203 |
| BROOKDALE OF SPRING HILL | 9 | 192 | 2 | 1% | 203 |
| UNIVERSITY OF MIAMI | | 73 | 130 | 64% | 203 |
| COLLIER PHARMACY | | 165 | 37 | 18% | 202 |
| POLK COUNTY HEALTH DEPARTMENT | | 178 | 24 | 12% | 202 |
| ADVENT HEALTH CENTRA CARE - APOPKA NORTH | | 172 | 30 | 15% | 202 |
| TRUE NORTH HEALTH NAVIGATION LLC DBA DISPATCHHEALTH | 1 | 168 | 32 | 16% | 201 |
| VAMC WEST PALM LAB | | 5 | 196 | 98% | 201 |
| TUSCAN GARDENS OF PALM COAST | | 196 | 5 | 2% | 201 |
| BRADEN RIVER REHABILITATION CENTER LLC | | 200 | 1 | 0% | 201 |
| Governors Creek Health and Rehabilitation | 1 | 198 | 2 | 1% | 201 |
| HIALEAH SHORES NURSING AND REHAB CENTER | | 193 | 8 | 4% | 201 |
| HERITAGE HEALTHCARE AND REHABILITATION CENTER | | 195 | 5 | 3% | 200 |
| CARENOW LAKE MARY | | 45 | 155 | 78% | 200 |
| MEDICATION ROOMS-CSU/CI NURSE STATION | 1 | 188 | 11 | 6% | 200 |
| MARION AND BERNARD L SAMSON NURSING CENTER | | 196 | 4 | 2% | 200 |
| LAB CORP | 1 | 115 | 83 | 42% | 199 |
| ADVENT HEALTH - CARROLLWOOD | 4 | 169 | 26 | 13% | 199 |
| AMA MEDICAL GROUP LLC | | 167 | 32 | 16% | 199 |
| LAKE VIEW CARE CENTER AT DELRAY | | 193 | 6 | 3% | 199 |
| BENDERSON FAMILY SKILLED NURSING AND□ | | 182 | 17 | 9% | 199 |
| PEDIATRIC SPECIALISTS MEDICAL GROUP□ | 1 | 177 | 20 | 10% | 198 |
| MIRACLE HILL NURSING & REHABILITATION CENTER INC | | 192 | 6 | 3% | 198 |
| GRACE PEDIATRICS | | 167 | 31 | 16% | 198 |
| AVANTE OF BOCA RATON | | 198 | | | 198 |
| PENSACOLA PEDIATRICS MILTON | | 186 | 12 | 6% | 198 |
| YOUR FAMILY WALK-IN CLINIC | | 15 | 183 | 92% | 198 |
| LAUREL POINT CARE ACQUISITION LLC DBA SANDGATE GARDENS REHAB AND NURSI | | 171 | 27 | 14% | 198 |
| DEPARTMENT OF HEALTH & HUMAN SERVICES | | 198 | | | 198 |
| SENIOR LIVING VII TAMPA LLC□ | 1 | 187 | 9 | 5% | 197 |
| LABCORP BURLINGTON | | 148 | 48 | 24% | 196 |
| NO FLORIDA PEDIATRICS, PA | | 169 | 27 | 14% | 196 |
| ABBIEJEAN RUSSELL CARE CENTER□ | | 195 | 1 | 1% | 196 |
| RIVERWOOD CENTER,THE□ | | 186 | 10 | 5% | 196 |
| Heritage Park Rehabilitation & Healthcare | | 177 | 18 | 9% | 195 |
| TARPON POINT NURSING AND REHABILITATION CENTER | | 192 | 3 | 2% | 195 |
| BRUCE S WEST MD | 1 | 192 | 1 | 1% | 194 |
| ALLSOUTH URGENT CARE | | 25 | 169 | 87% | 194 |
| BEACON AT GULF BREEZE, THE | 2 | 181 | 11 | 6% | 194 |
| PATRIOT MEDICAL LABORATORIES | | 186 | 8 | 4% | 194 |
| HOSPITAL FOR SPECIAL SURGERY | | 191 | 3 | 2% | 194 |
| SARNO EXTENDED HOURS | | 124 | 69 | 36% | 193 |

COVID-19: testing by laboratory

Data through Apr 6, 2021 verified as of Apr 7, 2021 at 09:25 AM

Data in this report are provisional and subject to change.

The numbers in the table below represent the number of Florida and non-Florida residents for whom test results were received by the Department of Health. A person can be tested by more than one laboratory and can have both positive and negative results. **Therefore, the sum of the numbers in each column will be larger than the total number of people tested.**

| Reporting lab | Inconclusive | Negative | Positive | Percent positive | Total |
|---|--------------|----------|----------|------------------|-------|
| BARKLEY PLACE | 1 | 187 | 4 | 2% | 192 |
| WALGREENS 4915 | 1 | 172 | 19 | 10% | 192 |
| GULF COAST MEDICAL CENTER | | 187 | 5 | 3% | 192 |
| CYPRESS POINT LIVING, LLC | | 177 | 15 | 8% | 192 |
| FINLAY CLINICAL LABORATORY INC | 1 | 39 | 152 | 79% | 192 |
| Sunrise Health and Rehabilitation Center | | 183 | 8 | 4% | 191 |
| PARK MEADOWS HEALTH AND REHABILITATION CENTER | | 191 | | | 191 |
| SUNLIFE PHARMACY | | 167 | 24 | 13% | 191 |
| RIVERSIDE RECOVERY OF TAMPA | | 190 | 1 | 1% | 191 |
| BONITA PHARMACY | | 172 | 19 | 10% | 191 |
| HEALTH LINK DIAGNOSTIC LABORATORIES | | 182 | 9 | 5% | 191 |
| GEORGE SAFRAN MD PC | | 178 | 13 | 7% | 191 |
| Hampton Court Nursing and Rehabilitation Center | | 189 | 2 | 1% | 191 |
| JUNO DERMATOLOGY LLC | | 173 | 17 | 9% | 190 |
| MIAMI VA HEALTHCARE SYSTEM | | | 190 | 100% | 190 |
| LEESBURG PEDIATRICS | | 161 | 29 | 15% | 190 |
| NEO GENOMICS - FORT MYERS | 1 | 183 | 6 | 3% | 190 |
| FLORIDA DEPARTMENT OF HEALTH IN TAYLOR COUNTY | 1 | 145 | 43 | 23% | 189 |
| ARDEN COURTS OF FORT MYERS | | 183 | 6 | 3% | 189 |
| WILLISTON PEDIATRICS PA | 1 | 156 | 32 | 17% | 189 |
| WORKPLACE SCREENING INTELLIGENCE | | | 189 | 100% | 189 |
| FIRST CHOICE PEDIATRICS SEMORAN | | 98 | 91 | 48% | 189 |
| ARDEN COURTS OF DELRAY BEACH FL LLC | 3 | 175 | 10 | 5% | 188 |
| VIERA MANOR ASSISTED LIVING RESIDENCE | | 181 | 7 | 4% | 188 |
| OCEAN REEF MEDICAL CENTER | | 150 | 38 | 20% | 188 |
| WOMEN'S CARE FLORIDA LABORATORY | | 183 | 5 | 3% | 188 |
| SOUTH BALDWIN REGIONAL MEDICAL CENTER | | 176 | 12 | 6% | 188 |
| PLANTATION NURSING & REHAB CENTER | | 187 | | | 187 |
| PROFESSIONAL URGENT CARE SERVICES | | 146 | 41 | 22% | 187 |
| EDWARD J HEALEY REHAB & NURSING CENTER | | 187 | | | 187 |
| CSL PLASMA | | 31 | 155 | 83% | 186 |
| ANTHEM LAKES LLC | | 151 | 35 | 19% | 186 |
| JACKSONVILLE NURSING AND REHAB CENTER | | 178 | 8 | 4% | 186 |
| ZON BEACHSIDE LLC | | 149 | 37 | 20% | 186 |
| MCW MENTAL HEALTH LLC | | 182 | 4 | 2% | 186 |
| NIGHT LITE PEDIATRICS WINTER GARDEN | | 144 | 42 | 23% | 186 |
| A PLUS PEDIATRICS | | 162 | 23 | 12% | 185 |
| ADVENT HEALTH - PALM HARBOR ER | | 149 | 36 | 19% | 185 |
| ADVENT | | 172 | 13 | 7% | 185 |
| ST. JAMES BAY HEALTH AND REHABILITATION CENTER | | 183 | 1 | 1% | 184 |
| PHYSICIANS REGIONAL MEDICAL CENTER - PINE RIDGE | | 20 | 164 | 89% | 184 |
| US MEDICAL CARE, INC | | 162 | 22 | 12% | 184 |
| Life Care Center of Altamonte Springs | | 157 | 27 | 15% | 184 |
| GEORGIA DEPARTMENT OF PUBLIC HEALTH | 1 | 5 | 178 | 97% | 184 |
| LAKE WALES OPERATING GROUP LLC | | 179 | 5 | 3% | 184 |
| GLADES HEALTH CARE CENTER | | 181 | 3 | 2% | 184 |

COVID-19: testing by laboratory

Data through Apr 6, 2021 verified as of Apr 7, 2021 at 09:25 AM

Data in this report are provisional and subject to change.

The numbers in the table below represent the number of Florida and non-Florida residents for whom test results were received by the Department of Health. A person can be tested by more than one laboratory and can have both positive and negative results. **Therefore, the sum of the numbers in each column will be larger than the total number of people tested.**

| Reporting lab | Inconclusive | Negative | Positive | Percent positive | Total |
|--|--------------|----------|----------|------------------|-------|
| COLLIER COUNTY JAIL | | 182 | 2 | 1% | 184 |
| CANTERFIELD OF CLAY COUNTY | | 146 | 38 | 21% | 184 |
| BAPTIST HEALTH PRIMARY CARE | 1 | 134 | 49 | 27% | 184 |
| ALL SEASONS NAPLES LLC | | 177 | 6 | 3% | 183 |
| CAREATC CITY OF TAMPA | 2 | 152 | 29 | 16% | 183 |
| SUMMERFIELD EMERGENCY ROOM | | 139 | 44 | 24% | 183 |
| HAWKINS FAMILY MEDICINE LLC | 1 | 131 | 51 | 28% | 183 |
| NADAL PEDIATRICS - VICTORIA STREET (3385) | | 155 | 28 | 15% | 183 |
| SACRED HEART HEALTH SYSTEM INC | | 150 | 33 | 18% | 183 |
| VILLA MARIA WEST SKILLED NURSING FACILITY | | 176 | 7 | 4% | 183 |
| LAKE REGIONAL URGENT CARE | | 12 | 171 | 93% | 183 |
| CARE CENTERS OF NASSAU | | 180 | 3 | 2% | 183 |
| ADVENT HEALTH CENTRA CARE - WESLEY CHAPEL | | 13 | 170 | 93% | 183 |
| TUSCAN GARDENS OF VENETIA MANAGEMENT COMPANY | | 169 | 14 | 8% | 183 |
| BROOKDALE ORANGE PARK | | 181 | 1 | 1% | 182 |
| HEALTHPOINT MED GRP OF THE EMERALD COAST LLC | | 148 | 34 | 19% | 182 |
| CANTERFIELD OF OCALA, LLC | | 171 | 11 | 6% | 182 |
| Emory L Bennett State Veterans Nursing Home | | 178 | 3 | 2% | 181 |
| PEDIATRICS IN BREVARD PA- ROCKLEDGE | | 142 | 39 | 22% | 181 |
| PRIMECARE OF DOTHAN | | 127 | 54 | 30% | 181 |
| ARDEN COURTS OF LARGO FL, LLC | | 159 | 22 | 12% | 181 |
| DOLPHIN POINTE HEALTH CARE LLC | | 160 | 20 | 11% | 180 |
| SUNY UPSTATE MEDICAL UNIVERSITY | | 165 | 15 | 8% | 180 |
| ESCAMBIA COUNTY JAIL DETENTION DIVISION | | 175 | 5 | 3% | 180 |
| STERLING HOUSE OF PUNTA GORDA | | 179 | 1 | 1% | 180 |
| ABSOLUTE HEALTH INTERNAL MEDICINE AND PEDIATRICS | | 159 | 20 | 11% | 179 |
| EXOSOME DIAGNOSTICS | 1 | 159 | 19 | 11% | 179 |
| FIRST CHOICE PEDIATRICS INC | | 161 | 18 | 10% | 179 |
| VILLAGE PEDIATRICS LLC | | 149 | 29 | 16% | 178 |
| PEDIATRICS OF GREATER ORLANDO | | 153 | 25 | 14% | 178 |
| CHARTER SENIOR LIVING OF PANAMA CITY BEACH | | 156 | 21 | 12% | 177 |
| HUNT CLUB PEDIATRIC ASSOCIATES PA | | 111 | 66 | 37% | 177 |
| ADVENT HEALTH CENTRA CARE - CARROLLWOOD | | 5 | 172 | 97% | 177 |
| BRIGHTON EGGERT PHARMACY INC | | 170 | 7 | 4% | 177 |
| ROSECASTLE OF CITRUS | | 147 | 30 | 17% | 177 |
| GENE BY GENE | | 61 | 115 | 65% | 176 |
| FLORIDA DEPARTMENT OF HEALTH IN ALACHUA COUNTY - | | 162 | 14 | 8% | 176 |
| NORTH FLORIDA INTERNAL MEDICINE PA | | 142 | 34 | 19% | 176 |
| EMBRY RIDDLE AERONAUTICAL UNIVERSITY HEALTH SERVICES | | 1 | 174 | 99% | 175 |
| BAY EDUCATORS WELLNESS CENTER | | 118 | 57 | 33% | 175 |
| ROSECASTLE OF ZEPHRILLS | | 172 | 3 | 2% | 175 |
| The Inn at Sarasota Bay Club | | 173 | 2 | 1% | 175 |
| RAPID RELIABLE TESTING NY LLC | | 166 | 9 | 5% | 175 |
| ORLANDO HEALTH EMERGENCY DEPARTMENT | | 163 | 12 | 7% | 175 |
| REGENCY PARK | | 157 | 18 | 10% | 175 |
| AMERICAN ESOTERIC LAB-BIRMINGHAM | | 172 | 3 | 2% | 175 |

COVID-19: testing by laboratory

Data through Apr 6, 2021 verified as of Apr 7, 2021 at 09:25 AM

Data in this report are provisional and subject to change.

The numbers in the table below represent the number of Florida and non-Florida residents for whom test results were received by the Department of Health. A person can be tested by more than one laboratory and can have both positive and negative results. **Therefore, the sum of the numbers in each column will be larger than the total number of people tested.**

| Reporting lab | Inconclusive | Negative | Positive | Percent positive | Total |
|---|--------------|----------|----------|------------------|-------|
| RDV SPORTSPLEX PEDIATRICS | | 146 | 28 | 16% | 174 |
| ASTON GARDENS AT PELICAN MARSH | | 169 | 5 | 3% | 174 |
| ANCHOR CARE AND REHABILITATION CENTER | | 173 | 1 | 1% | 174 |
| CLERMONT URGENT CARE | | | 174 | 100% | 174 |
| MID FLORIDA PATHOLOGY LLC MOBILE UNIT #4 | | 120 | 53 | 31% | 173 |
| CAYUGA MEDICAL CENTER AT ITHACA | | 168 | 5 | 3% | 173 |
| NORTH BEACH REHABILITATION CENTER | | 170 | 2 | 1% | 172 |
| MOBILE INFIRMARY MED CENTER PATH LAB | | 157 | 15 | 9% | 172 |
| FORT WALTON REHABILITATION CENTER | | 133 | 39 | 23% | 172 |
| CENTRAL FLORIDA HEALTHCARE GROUP LLC | | 151 | 21 | 12% | 172 |
| BVM THE BRIDGES LLC | | 172 | | | 172 |
| LAKEVIEW TERRACE RETIREMENT COMMUNITY | | 154 | 17 | 10% | 171 |
| BROOKDALE FORT MYERS THE COLONY | | 167 | 4 | 2% | 171 |
| AMERICAN FAMILY MEDICAL LLC | | 129 | 42 | 25% | 171 |
| NAPHCARE, INC AT MANATEE COUNTY JAIL | | 146 | 25 | 15% | 171 |
| VIERA DEL MAR HEALTH AND REHABILITATION CENTER | | 166 | 4 | 2% | 170 |
| HIGHLANDS LAKE CENTER | | 165 | 5 | 3% | 170 |
| URGENT CARE OF THE PALM BEACHES, NORTH PALM BEACH | | | 170 | 100% | 170 |
| Life Care Center of Orlando | | 164 | 5 | 3% | 169 |
| SUWANNEE VALLEY NURSING CENTER | | 155 | 14 | 8% | 169 |
| NAIA | | 167 | 1 | 1% | 168 |
| COASTAL INTERNAL MEDICINE | | 130 | 38 | 23% | 168 |
| PANAMA CITY DEVELOPMENTAL CENTER□ | | 168 | | | 168 |
| HEARTLAND HEALTHCARE AND REHAB CENTER | | 146 | 22 | 13% | 168 |
| Madison Health and Rehabilitation Center | | 131 | 36 | 22% | 167 |
| OSPREY VILLAGE AT AMELIA ISLAND LTD | | 157 | 10 | 6% | 167 |
| ADVENT HEALTH CENTRA CARE - TEMPLE TERRACE | 1 | 103 | 63 | 38% | 167 |
| VITAS HEALTHCARE CORPORATION OF FL | | 152 | 15 | 9% | 167 |
| WOODBIDGE FACILITY INC | | 161 | 5 | 3% | 166 |
| MEADOWCREST FAMILY PHYSICIANS | | 97 | 69 | 42% | 166 |
| FINNISH AMERICAN REST HOME-ALF | | 164 | 2 | 1% | 166 |
| BROOKDALE BONITA SPRINGS | | 162 | 3 | 2% | 165 |
| THE ARLINGTON OF NAPLES INC. | | 162 | 3 | 2% | 165 |
| VIPEDIATRICS PLLC | | 150 | 15 | 9% | 165 |
| WEST COAST FAMILY MEDICAL CARE | | 131 | 34 | 21% | 165 |
| CITRUS HEALTH AND REHAB | | 132 | 33 | 20% | 165 |
| EAST NEW YORK DIAGNOSTIC AND TREATMENT | | 155 | 9 | 5% | 164 |
| QUALITY URGENT CARE AND WELLNESS PL | 3 | 117 | 44 | 27% | 164 |
| Kindred Hospital South Florida Hollywood SNU | | 157 | 7 | 4% | 164 |
| TERRACE AT HOBE SOUND, THE | 1 | 154 | 9 | 5% | 164 |
| WESLEY HAVEN VILLA | 1 | 128 | 34 | 21% | 163 |
| BRADENTON HEALTH CARE | | 163 | | | 163 |
| PRECISION GENETICS, INC | | 157 | 6 | 4% | 163 |
| TRI COUNTY NURSING HOME | | 162 | 1 | 1% | 163 |
| FHMG-FLORIDA HOSPITAL MEDICAL GROUP | | 138 | 25 | 15% | 163 |
| GULFCOAST PEDIATRICS | | 153 | 9 | 6% | 162 |

COVID-19: testing by laboratory

Data through Apr 6, 2021 verified as of Apr 7, 2021 at 09:25 AM

Data in this report are provisional and subject to change.

The numbers in the table below represent the number of Florida and non-Florida residents for whom test results were received by the Department of Health. A person can be tested by more than one laboratory and can have both positive and negative results. **Therefore, the sum of the numbers in each column will be larger than the total number of people tested.**

| Reporting lab | Inconclusive | Negative | Positive | Percent positive | Total |
|--|--------------|----------|----------|------------------|-------|
| QUEENS HOSPITAL CENTER | 1 | 151 | 10 | 6% | 162 |
| FREEDOM SQUARE NURSING CENTER | | 154 | 8 | 5% | 162 |
| NO FLORIDA PEDIATRICS, PA - BRADFORD | | 133 | 29 | 18% | 162 |
| SOMERBY LAKE NONA | | 154 | 7 | 4% | 161 |
| TOTAL RENAL LABORATORIES INC | | 146 | 14 | 9% | 160 |
| GREENBRIAR REHABILITATION AND NURSING CENTER | 1 | 159 | | | 160 |
| KRYSTAL BAY NURSING AND REHABILITATION | | 154 | 6 | 4% | 160 |
| KEYSTONE REHAB | | 160 | | | 160 |
| ARCADIA HEALTH AND REHABILITATION CENTER | | 100 | 60 | 38% | 160 |
| F&T MEDICAL RESEARCH, INC | | 160 | | | 160 |
| RITE MEDICAL CARE PC | | 158 | 2 | 1% | 160 |
| DESOTO PALMS ALF | | 154 | 5 | 3% | 159 |
| BROOKDALE PENSACOLA | | 158 | 1 | 1% | 159 |
| Signature Healthcare of Ormond | | 158 | 1 | 1% | 159 |
| D PEDIATRICS | | 141 | 17 | 11% | 158 |
| KINDRED HOSPITAL MELBOURNE | 1 | 152 | 5 | 3% | 158 |
| WUESTHOFF REF LABORATORY | | | 158 | 100% | 158 |
| DOCTORS MEMORIAL FAMILY PRACTICE | 2 | 119 | 36 | 23% | 157 |
| NORTH PORT REHABILITATION AND NURSING CENTER | | 155 | 1 | 1% | 156 |
| ALL FLORIDA FAMILY AND SPORTS MEDICINE | | 134 | 22 | 14% | 156 |
| TIMBERRIDGE NURSING HOME & REHAB | | 123 | 33 | 21% | 156 |
| Englewood Healthcare and Rehab | | 141 | 15 | 10% | 156 |
| COCOA BEACH/ADVENT CENTRA | | 41 | 114 | 74% | 155 |
| FLORIDA HEALTH CARE PLANS INC | | 2 | 153 | 99% | 155 |
| PROVIDENCE HOSPITAL LABORATORY | | 147 | 8 | 5% | 155 |
| POINTE, THE | | 127 | 28 | 18% | 155 |
| WILTON MANORS HEALTH & REHABILITATION CENTER | | 146 | 9 | 6% | 155 |
| GATTOLINE ENTERPRISES, INC. DBA FAMILY CARE PHARMACY | | 126 | 28 | 18% | 154 |
| FAWCETT MEMORIAL HOSPITAL-LAB | | 39 | 115 | 75% | 154 |
| PALMETTO FACILITY INC | 1 | 153 | | | 154 |
| PRUITT HEALTH | | 152 | 2 | 1% | 154 |
| DIAMOND RIDGE | | 147 | 7 | 5% | 154 |
| JACKSON COUNTY HEALTH DEPARTMENT | | 106 | 47 | 31% | 153 |
| LIFE BRITE | | 137 | 16 | 10% | 153 |
| FLORIDA MEDICAL CLINIC LLC | | 91 | 62 | 41% | 153 |
| WRIGHTS HEALTH CARE AND REHABILITATION CENTER | | 123 | 30 | 20% | 153 |
| TUSCAN ISLE CHAMPIONSGATE OP CO LLC | | 150 | 2 | 1% | 152 |
| GRAVITY DIAGNOSTICS | | 56 | 96 | 63% | 152 |
| PHYSICIAN PARTNERS PERRY | | 88 | 64 | 42% | 152 |
| BENTON HOUSE AT OAKLEAF | | 122 | 30 | 20% | 152 |
| MEASE COUNTRYSIDE HOSPITAL | | 1 | 151 | 99% | 152 |
| SUNNY HILLS ALF OF SEBRING INC | | 140 | 12 | 8% | 152 |
| CVS | | 41 | 111 | 73% | 152 |
| NAVARRE GARDENS LLC | | 126 | 25 | 17% | 151 |
| WALGREENS #06012 | | 134 | 17 | 11% | 151 |
| REFUAH HEALTH CENTER LABORATORY | | 143 | 8 | 5% | 151 |

COVID-19: testing by laboratory

Data through Apr 6, 2021 verified as of Apr 7, 2021 at 09:25 AM

Data in this report are provisional and subject to change.

The numbers in the table below represent the number of Florida and non-Florida residents for whom test results were received by the Department of Health. A person can be tested by more than one laboratory and can have both positive and negative results. **Therefore, the sum of the numbers in each column will be larger than the total number of people tested.**

| Reporting lab | Inconclusive | Negative | Positive | Percent positive | Total |
|---|--------------|----------|----------|------------------|-------|
| Peninsula Care and Rehab | | 139 | 12 | 8% | 151 |
| WALGREENS 6221 | | 134 | 17 | 11% | 151 |
| BARBARA O'REILLY MD PA | | 146 | 4 | 3% | 150 |
| LABORATORY OF FLORIDA | | 97 | 53 | 35% | 150 |
| The Crossroads | | 149 | 1 | 1% | 150 |
| CORE BIO LABS | | 76 | 74 | 49% | 150 |
| APOLLO HEALTH & REHABILITATION | | 144 | 6 | 4% | 150 |
| CRANE CENTER | | 119 | 31 | 21% | 150 |
| CHERRY OAK PALM BEACH COUNTY | | 141 | 8 | 5% | 149 |
| MAINSTREAM DIAGNOSTIC LABORATORY LLC | | 128 | 21 | 14% | 149 |
| JEFFERSON COUNTY HEALTH DEPARTMENT-MONTICELLO | | 118 | 31 | 21% | 149 |
| GOLD CHOICE SENIOR COMMUNITIES | | 109 | 40 | 27% | 149 |
| PALM BEACH COUNTY HEALTH DEPT LAB | 4 | 138 | 7 | 5% | 149 |
| ADVENTHEALTH HOSPICE CARE CENTRAL FLORIDA | | 145 | 4 | 3% | 149 |
| AMERICAN HOUSE COCONUT POINT | | 131 | 18 | 12% | 149 |
| PRECISION HEALTH RESOURCES, LLC | 1 | 133 | 15 | 10% | 149 |
| MILLENNIUM LAB SERVICES | | | 148 | 100% | 148 |
| SEAGRASS VILLAGE FLEMING ISLAND | | 111 | 37 | 25% | 148 |
| ALLCARE MEDICAL CENTERS PC | | 123 | 24 | 16% | 147 |
| CROSSWINDS HEALTH AND REHABILITATION CENTER | 1 | 144 | 2 | 1% | 147 |
| ADVENTHEALTH MEDICAL GROUP FAMILY MEDICINE AT | | 112 | 35 | 24% | 147 |
| MACKOUL PEDIATRICS FORT MYERS | | 130 | 17 | 12% | 147 |
| PROMPT CARE OF CENTRAL FLORIDA | | | 147 | 100% | 147 |
| CLEARWATER STATMED QUICK QUALITY CLINICS | | 43 | 104 | 71% | 147 |
| SONATA COCONUT CREEK | 2 | 122 | 23 | 16% | 147 |
| BOSTON RED SOX CLUB LP | | 144 | 2 | 1% | 146 |
| Lehigh Acres Health and Rehabilitation | | 135 | 11 | 8% | 146 |
| PEDIATRIC ASSOCIATES AT ARGYLE PA | | 140 | 6 | 4% | 146 |
| Quail Run Health Care Center | | 146 | | | 146 |
| KINDRED HOSPITAL - SOUTH FLORIDA | | 143 | 3 | 2% | 146 |
| HAZELDEN FLORIDA | 1 | 139 | 5 | 3% | 145 |
| WEDGEWOOD HEALTHCARE CENTER | | 93 | 52 | 36% | 145 |
| TGH URGENT CARE - SEMINOLE | | | 145 | 100% | 145 |
| TRADITION MEDICAL CENTER LABORATORY | | 54 | 91 | 63% | 145 |
| BROOKDALE CAPE CORAL | | 145 | | | 145 |
| FAMILY EXTENDED CARE OF CENTRAL TAMPA | | 127 | 18 | 12% | 145 |
| REGENCY CARE OF BLOUNTSTOWN LLC | | 135 | 10 | 7% | 145 |
| XPRESS URGENT CARE- PORT ST. LUCIE | | 40 | 104 | 72% | 144 |
| JPR URGENT MEDICAL CARE | | 140 | 4 | 3% | 144 |
| NCRNC INC | | 140 | 4 | 3% | 144 |
| FIRSTCARE CLINIC | | 72 | 72 | 50% | 144 |
| ADVENTHEALTH CENTRA CARE PONCIANA | 1 | 81 | 62 | 43% | 144 |
| KINDRED HOSPITAL SOUTH FLORIDA | | 119 | 25 | 17% | 144 |
| DAYSPRING VILLAGE | | 121 | 22 | 15% | 143 |
| PROVISTA DIAGNOSTICS, INC | | 140 | 3 | 2% | 143 |
| Nemours Children's Urgent Care | | 80 | 63 | 44% | 143 |

COVID-19: testing by laboratory

Data through Apr 6, 2021 verified as of Apr 7, 2021 at 09:25 AM

Data in this report are provisional and subject to change.

The numbers in the table below represent the number of Florida and non-Florida residents for whom test results were received by the Department of Health. A person can be tested by more than one laboratory and can have both positive and negative results. **Therefore, the sum of the numbers in each column will be larger than the total number of people tested.**

| Reporting lab | Inconclusive | Negative | Positive | Percent positive | Total |
|--|--------------|----------|----------|------------------|-------|
| JEFFERY WEINZWEIG | | 2 | 141 | 99% | 143 |
| OAKHURST CENTER | | 135 | 7 | 5% | 142 |
| DB MD | | 126 | 16 | 11% | 142 |
| BAYCARE HEALTH SYSTEMS | | 5 | 137 | 96% | 142 |
| UNITED CLINICAL LABORATORIES | | 132 | 9 | 6% | 141 |
| PORT ST LUCIE REHABILITATION AND HEALTHCARE | | 98 | 43 | 30% | 141 |
| ISLAND HEALTH AND REHABILITATION CENTER | | 140 | 1 | 1% | 141 |
| FAWCETT MEMORIAL HOSPITAL LABORATORY | | | 141 | 100% | 141 |
| NOVARI CARE LLC | | 97 | 44 | 31% | 141 |
| OAKS OF KISSIMMEE HEALTH AND REHABILITATION CENTER | | 138 | 3 | 2% | 141 |
| CLINICA HISPANA | | 1 | 140 | 99% | 141 |
| DAYSRING SENIOR LIVING LLC | | 138 | 2 | 1% | 140 |
| MINUTECLINIC DIAGNOSTIC | | 132 | 8 | 6% | 140 |
| GATEWAY CARE CENTER | | 139 | 1 | 1% | 140 |
| CARE RESOURCE COMMUNITY HEALTH CENTERS INC | | 132 | 7 | 5% | 139 |
| Signature Healthcare of Palm Beach | | 138 | 1 | 1% | 139 |
| GRAND OAKS HEALTH & REHABILITATION | | 138 | 1 | 1% | 139 |
| LabCorp L#09258090 M#09258105 | | 74 | 65 | 47% | 139 |
| SHC College Park | | 138 | 1 | 1% | 139 |
| Gulf Coast Healthcare (Longwood Health and Rehab | | 118 | 21 | 15% | 139 |
| ESCAMBIA COUNTY JAIL | 1 | 109 | 29 | 21% | 139 |
| CITRUS MEMORIAL HOSPITAL | | | 139 | 100% | 139 |
| AMERICAN PATHOLOGY PARTNERS | | 136 | 2 | 1% | 138 |
| ADVENT HEALTH CENTRA CARE - CITRUS PARK | | 9 | 129 | 93% | 138 |
| ADVENT HEALTH CENTRA CARE - DELAND | | 28 | 110 | 80% | 138 |
| MV MEDICAL PRACTICE DBA PRIMARY URGENT CARE | | 131 | 7 | 5% | 138 |
| CARENOW URGENT CARE - LAKE MARY | | | 138 | 100% | 138 |
| AHEC CLINIC | | 8 | 130 | 94% | 138 |
| SMILEY MEDICAL GROUP | | 108 | 30 | 22% | 138 |
| WINDSOR OF LAKEWOOD RANCH,THE | | 136 | 2 | 1% | 138 |
| ATMORE COMMUNITY HOSPITAL LABORATORY | | 111 | 27 | 20% | 138 |
| WALTON PLACE | | 137 | | | 137 |
| Centre Pointe Health and Rehabilitation Center | | 126 | 11 | 8% | 137 |
| PPC-LAB EDI ORCHARD BI | | 129 | 8 | 6% | 137 |
| MANOR AT BLUEWATER BAY | | 131 | 6 | 4% | 137 |
| DOCTOR'S IN HOUSE LABORATORY | | 18 | 119 | 87% | 137 |
| SPRING HAVEN RETIREMENT | 1 | 133 | 3 | 2% | 137 |
| SONATA DELRAY BEACH | | 125 | 11 | 8% | 136 |
| SEMINOLE TRIBE OF FLORIDA | | 111 | 25 | 18% | 136 |
| LIFE CARE CENTER OF JACKSONVILLE | | 115 | 21 | 15% | 136 |
| CLARE BRIDGE OF CAPE CORAL | 1 | 135 | | | 136 |
| MANOR CARE OF PALM HARBOR | | 135 | 1 | 1% | 136 |
| ADVENT HEALTH CENTRA CARE - ORANGE CITY | 1 | 53 | 82 | 60% | 136 |
| LONGWOOD HEALTH AND REHABILITATION CENTER | | 124 | 12 | 9% | 136 |
| MINUTECLINIC DIAGNOSTIC OF TEXAS, LLC | | 121 | 15 | 11% | 136 |
| SONATA WEST | | 133 | 2 | 1% | 135 |

COVID-19: testing by laboratory

Data through Apr 6, 2021 verified as of Apr 7, 2021 at 09:25 AM

Data in this report are provisional and subject to change.

The numbers in the table below represent the number of Florida and non-Florida residents for whom test results were received by the Department of Health. A person can be tested by more than one laboratory and can have both positive and negative results. **Therefore, the sum of the numbers in each column will be larger than the total number of people tested.**

| Reporting lab | Inconclusive | Negative | Positive | Percent positive | Total |
|--|--------------|----------|----------|------------------|-------|
| IRL MARKET LAB ALACHUA | | 104 | 31 | 23% | 135 |
| PEDIATRIC CARE CENTER | | 135 | | | 135 |
| MINUTECLINIC DIAGNOSTIC OF SOUTH CARO | | 111 | 24 | 18% | 135 |
| AEGIS MEDICAL GROUP | | 113 | 22 | 16% | 135 |
| HOSPICE OF THE TREASURE COAST | | 130 | 5 | 4% | 135 |
| MED COMP SCIENCES | | 3 | 132 | 98% | 135 |
| Lakeside Nursing and Rehabilitation Center | 1 | 108 | 25 | 19% | 134 |
| STEWART MEDICAL GROUP | | 34 | 100 | 75% | 134 |
| ADVANCED MEDICAL CENTER | | 86 | 48 | 36% | 134 |
| A2Z DIAGNOSTICS | | 133 | 1 | 1% | 134 |
| WILLOWBROOKE COURT AT ST ANDREWS ESTATES | | 129 | 5 | 4% | 134 |
| HCTB INC | | 111 | 22 | 17% | 133 |
| GARDENS HEALTH NH LLC | | 130 | 3 | 2% | 133 |
| SOUTH CAMPUS FACILITY INC | | 122 | 11 | 8% | 133 |
| ARDEN COURTS OF LELY PALMS | | 131 | 2 | 2% | 133 |
| AMERICAN HOUSE-BONITA SPRINGS | | 131 | 1 | 1% | 132 |
| SUNY UPSTATE OVERFLOW LABORATORY | | 132 | | | 132 |
| RESEARCH CENTERS OF AMERICA, LLC | | 109 | 23 | 17% | 132 |
| ARIZONA DEPARTMENT OF HEALTH SERVICES | | 5 | 127 | 96% | 132 |
| THE REHABILITATION CENTER OF LAKE CITY | | 127 | 5 | 4% | 132 |
| CENTRACARE | | 18 | 114 | 86% | 132 |
| HARBORCHASE OF VERO BEACH | 1 | 115 | 15 | 11% | 131 |
| THE WELLNESS CENTER AT LAKEWOOD RANCH | | 43 | 88 | 67% | 131 |
| DIAGNOSTIC LABORATORY OF OKLAHOMA | | 105 | 26 | 20% | 131 |
| LAKELAND REGIONAL HEALTH LAKE MIRIAM | 2 | 87 | 42 | 32% | 131 |
| INTEGRATED REGIONAL LABORATORIES | | 119 | 12 | 9% | 131 |
| FOUNTAINS OF HOPE LLC, THE | | 130 | 1 | 1% | 131 |
| COQUINA CENTER | | 125 | 5 | 4% | 130 |
| MOOSEHAVEN LIFE CARE CENTER | | 130 | | | 130 |
| OPPENHEIMER PLASTIC SURGERY LLC | | 125 | 5 | 4% | 130 |
| VITAS HEALTHCARE | | 119 | 11 | 8% | 130 |
| KINDRED HOSPITAL NORTH FLORIDA | 3 | 119 | 7 | 5% | 129 |
| TRI-COUNTY NURSING HOME | | 117 | 12 | 9% | 129 |
| WILLOW BROOKE COURT AT AZALEA TRACE | | 128 | 1 | 1% | 129 |
| BMHSI-AEL MICROBIOLOGY LABORATORY | 2 | 102 | 25 | 19% | 129 |
| WELLSNOW URGENT CARE PC | | 127 | 2 | 2% | 129 |
| CHARLES CROFT MD | 1 | 127 | 1 | 1% | 129 |
| The Crossings | | 127 | 2 | 2% | 129 |
| SONNIS PEDIATRICS PA | | 116 | 13 | 10% | 129 |
| MINUTECLINIC LLC #4987 | | 112 | 16 | 13% | 128 |
| HIGHLANDS MEDICAL CENTER | | 125 | 3 | 2% | 128 |
| QUICK CARE MED PL CR | | 80 | 48 | 38% | 128 |
| SHOAL CREEK REHABILITATION CENTER | | 85 | 42 | 33% | 127 |
| LABCORP RTP | | 51 | 76 | 60% | 127 |
| HILLSBOROUGH COUNTY DEVELOPMENTAL CTR | 1 | 117 | 9 | 7% | 127 |
| GESSLER CLINIC PA | | 98 | 29 | 23% | 127 |

COVID-19: testing by laboratory

Data through Apr 6, 2021 verified as of Apr 7, 2021 at 09:25 AM

Data in this report are provisional and subject to change.

The numbers in the table below represent the number of Florida and non-Florida residents for whom test results were received by the Department of Health. A person can be tested by more than one laboratory and can have both positive and negative results. **Therefore, the sum of the numbers in each column will be larger than the total number of people tested.**

| Reporting lab | Inconclusive | Negative | Positive | Percent positive | Total |
|---|--------------|----------|----------|------------------|-------|
| ST PETERSBURG PEDIATRICS-MLK JUNIOR BLVD | | 118 | 9 | 7% | 127 |
| MAGNOLIA MEDICAL CLINIC | | 20 | 106 | 84% | 126 |
| ARDEN COURTS OF PALM HARBOR | | 106 | 20 | 16% | 126 |
| IQBAL A FARUQUI MD | | 93 | 32 | 26% | 125 |
| THE CLUB AND REHABILITATION CENTER | | 124 | 1 | 1% | 125 |
| PANAMA PHARMACY | 3 | 104 | 18 | 14% | 125 |
| Mt Sinai Aventura | | | 124 | 100% | 124 |
| KINDRED HOSPITAL-BAY AREA-ST PETERSBURG LAB | 1 | 117 | 6 | 5% | 124 |
| WEST | | 109 | 15 | 12% | 124 |
| ARBOR GLEN AT ARBOR TRACE | 2 | 113 | 9 | 7% | 124 |
| ALTERNATIVE LIVING, INC DBA TWIN CITIES PAVILION | | 121 | 3 | 2% | 124 |
| ADVENT HEALTH CENTRA CARE - BRANDON | | 31 | 93 | 75% | 124 |
| NORTH FL SOUTH GA HCS-MALCOM RANDALL VAMC | | | 124 | 100% | 124 |
| ARBOR TERRACE SAN JOSE LLC | 3 | 119 | 2 | 2% | 124 |
| WINDERMERE MEDICAL CENTER | | 118 | 5 | 4% | 123 |
| LEE MEMORIAL HEALTH SYSTEM HEALTH FAIR | | 118 | 5 | 4% | 123 |
| VITAS HEALTHCARE CORPORATION OF FLORIDA | | 120 | 3 | 2% | 123 |
| HEARTLAND PHARMACY LAKE PLACID, INC | | 93 | 30 | 24% | 123 |
| CITRUS MEMORIAL HEALTH SYSTEM LAB | | 2 | 121 | 98% | 123 |
| ISLAND URGENT CARE PLLC DBA AFC URGENT CARE | | 122 | 1 | 1% | 123 |
| MINUTECLINIC DIAGNOSTIC OF RHODE ISLAND, LLC #729 | | 118 | 4 | 3% | 122 |
| GENEDX | | 47 | 75 | 61% | 122 |
| PSL NAPLES BH OPERATIONS, LLC | | 122 | | | 122 |
| THREE OAKS PHARMACY INC | | 109 | 13 | 11% | 122 |
| SURFSIDE URGENT CARE | | 100 | 22 | 18% | 122 |
| FLORIDA ATLANTIC UNIVERSITY | | 115 | 7 | 6% | 122 |
| MEYER PEDIATRICS | | 107 | 14 | 12% | 121 |
| BIGGERS FAMILY MEDICINE PA | 1 | 107 | 13 | 11% | 121 |
| FLORIDA DEPARTMENT OF HEALTH IN LAKE COUNTY | 1 | 78 | 42 | 35% | 121 |
| THE COURTYARD ASSISTED LIVING | | 117 | 4 | 3% | 121 |
| Sandy Ridge Center for Rehabilitation and Healing | | 100 | 21 | 17% | 121 |
| PINELLAS COUNTY JAIL | | | 121 | 100% | 121 |
| URGENT CARE TCMA | | | 121 | 100% | 121 |
| Crystal Health & Rehab Center | | 115 | 6 | 5% | 121 |
| TURNING POINT OF TAMPA | | 114 | 7 | 6% | 121 |
| SOUTH GEORGIA MEDICAL CENTER | | 81 | 40 | 33% | 121 |
| PARKVIEW HEALTH | | 121 | | | 121 |
| ARBOR TERRACE ORTEGA LLC | 2 | 116 | 2 | 2% | 120 |
| MD NOW MEDICAL CENTERS INC | | 87 | 33 | 28% | 120 |
| L&S SENIOR CARE DBA ARCADIA OAKS | 4 | 115 | 1 | 1% | 120 |
| SEVEN HILLS HEALTH AND REHABILITATION CENTER | | 104 | 16 | 13% | 120 |
| BROOKDALE JENSEN BEACH | | 117 | 3 | 3% | 120 |
| NSPIRE HEALTHCARE TAMARAC | | 80 | 40 | 33% | 120 |
| MEMORY CARE OF NAPLES | | 120 | | | 120 |
| SEMINOLE SPORTS AND FAMILY MEDICINE | | 105 | 15 | 13% | 120 |
| MED ONE AT SAINT AUGUSTINE | | 87 | 32 | 27% | 119 |

COVID-19: testing by laboratory

Data through Apr 6, 2021 verified as of Apr 7, 2021 at 09:25 AM

Data in this report are provisional and subject to change.

The numbers in the table below represent the number of Florida and non-Florida residents for whom test results were received by the Department of Health. A person can be tested by more than one laboratory and can have both positive and negative results. **Therefore, the sum of the numbers in each column will be larger than the total number of people tested.**

| Reporting lab | Inconclusive | Negative | Positive | Percent positive | Total |
|--|--------------|----------|----------|------------------|-------|
| FLAGLER COLLEGE HEALTH SERVICES | | 86 | 33 | 28% | 119 |
| MATHISON RETIREMENT COMMUNITY | | 114 | 5 | 4% | 119 |
| CORNERSTONE MEDICAL CARE OF BRANDON PL | | 98 | 21 | 18% | 119 |
| TGH URGENT CARE - TYRONE | | 3 | 116 | 97% | 119 |
| MONTEFIORE MEDICAL CENTER LABORATORIES - MOSES | | 109 | 10 | 8% | 119 |
| GRAND VILLA OF LAKELAND | | 113 | 6 | 5% | 119 |
| PALMS FACILITY INC | | 104 | 15 | 13% | 119 |
| SUMMIT MEDICAL GROUP | | 108 | 11 | 9% | 119 |
| HOBDAIR FAMILY HEALTH LLC | | 82 | 36 | 31% | 118 |
| SH HERON EAST LLC | | 103 | 15 | 13% | 118 |
| BIODESIX, INC. | | 89 | 29 | 25% | 118 |
| RDX BIOSCIENCE | | 60 | 58 | 49% | 118 |
| SOLARIS SENIOR LIVING OF MERRITT ISLAND | | 114 | 4 | 3% | 118 |
| MERCY MEDICAL URGENT CARE CENTER INC | | 67 | 51 | 43% | 118 |
| Terrace Health and Rehab | | 118 | | | 118 |
| COASTAL HEALTH AND REHAB | | 110 | 8 | 7% | 118 |
| DIATHERIX LABORATORIES | | 68 | 49 | 42% | 117 |
| NEIGHBORHOOD MEDICAL CENTER | | 112 | 5 | 4% | 117 |
| ARDEN COURTS OF WEST PALM BEACH | | 117 | | | 117 |
| JOHN KNOX VILLAGE OF CENTRAL FLORIDA | | 112 | 5 | 4% | 117 |
| VILLAS OF HOLLY BROOK - BRADENTON 14TH | | 114 | 2 | 2% | 116 |
| UNIVERSITY HEALTH SYSTEM INC | | 105 | 11 | 9% | 116 |
| LEE COUNTY SCHOOL DISTRICT | 1 | 108 | 7 | 6% | 116 |
| BELVEDERE COMMONS OF FORT WALTON BEACH | | 106 | 10 | 9% | 116 |
| PALMS EDGE | 1 | 108 | 7 | 6% | 116 |
| TIFFANY HALL NURSING AND REHAB CENTER | | 106 | 9 | 8% | 115 |
| PRIME HEALTH OF NORTH PORT LLC | | 97 | 18 | 16% | 115 |
| SUNFLOWER SPRINGS ASSISTED LIVING | | 105 | 10 | 9% | 115 |
| EC OPCO CARROLLWOOD LLC | | 108 | 7 | 6% | 115 |
| BROWARD HEALTH CORAL SPRINGS EPIDEMIOLOGY DEPT | | 1 | 114 | 99% | 115 |
| Hialeah Nursing And Rehabilitation Center | | 109 | 6 | 5% | 115 |
| MICRO PATH LABORATORIES INC | | 112 | 3 | 3% | 115 |
| MD 365 MEDICAL CARE | | 114 | 1 | 1% | 115 |
| BROOKDALE COLONIAL PARK | 2 | 112 | 1 | 1% | 115 |
| WESTCHESTER MEDICAL CENTER | 1 | 109 | 5 | 4% | 115 |
| Golfview Healthcare Center | | 110 | 5 | 4% | 115 |
| PANCARE HEALTH GULF COUNTY | | 86 | 28 | 25% | 114 |
| CABANA AT JENSEN DUNES, THE | | 110 | 4 | 4% | 114 |
| Belleair Healthcare Center | | 108 | 6 | 5% | 114 |
| PICH KTM CORP DBA MEDTOWN PHARMACY | | 98 | 16 | 14% | 114 |
| GENETIC TECHNOLOGICAL INNOVATIONS, LLC | | 101 | 13 | 11% | 114 |
| ELAN BUENA VISTA | | 97 | 17 | 15% | 114 |
| WESTWOOD NURSING & REHAB | | 80 | 34 | 30% | 114 |
| Courtyards of Orlando Care Center | | 102 | 12 | 11% | 114 |
| UNIVERSITY MEDICAL CENTER SUITES | | 100 | 14 | 12% | 114 |
| SOUTH BALDWIN MEDICAL CENTER GULF SHORES | | 91 | 23 | 20% | 114 |

COVID-19: testing by laboratory

Data through Apr 6, 2021 verified as of Apr 7, 2021 at 09:25 AM

Data in this report are provisional and subject to change.

The numbers in the table below represent the number of Florida and non-Florida residents for whom test results were received by the Department of Health. A person can be tested by more than one laboratory and can have both positive and negative results. **Therefore, the sum of the numbers in each column will be larger than the total number of people tested.**

| Reporting lab | Inconclusive | Negative | Positive | Percent positive | Total |
|--|--------------|----------|----------|------------------|-------|
| TREASURE COAST MEDICAL ASSOCIATES | | 4 | 110 | 96% | 114 |
| PHYSICIANS REGIONAL CLINIC | | 84 | 29 | 26% | 113 |
| OCALA CBOC | | 107 | 6 | 5% | 113 |
| FHMG LAKE MARY PEDS | | 98 | 15 | 13% | 113 |
| MY CLINICAL LAB INC | | 17 | 96 | 85% | 113 |
| LATE HOURS URGENT CARE | | 61 | 52 | 46% | 113 |
| ALLIED HEALTH FORT PIERCE | | 112 | | | 112 |
| HOSPICE OF THE EMERALD COAST INC - PANAMA CITY | 2 | 103 | 7 | 6% | 112 |
| CLEVELAND CLINIC FOUNDATION | | 12 | 100 | 89% | 112 |
| REGENCY OAKS HEALTH CENTER | | 110 | 2 | 2% | 112 |
| ADVENTHEALTH MEDICAL GROUP PRIMARY CARE | | 103 | 8 | 7% | 111 |
| MG PORT CHARLOTTE II SUBTENANT LLC | | 99 | 12 | 11% | 111 |
| ISLAND DOCTORS | | 21 | 90 | 81% | 111 |
| ROHR HOME | | 108 | 3 | 3% | 111 |
| SIGNATURE HEALTHCARE OF PORT CHARLOTTE | | 104 | 7 | 6% | 111 |
| MINUTECLINIC DIAGNOSTIC OF NORTH CAROL | | 88 | 23 | 21% | 111 |
| ORANGE PARK PEDIATRICS | | 101 | 10 | 9% | 111 |
| J FRANK AVEY MD | | 87 | 24 | 22% | 111 |
| ALL MY KIDS PEDIATRICS INC | | 77 | 33 | 30% | 110 |
| CSL PLASMA INC | | 7 | 103 | 94% | 110 |
| TUSCAN ISLE OPERATING COMPANY LLC DBA | | 106 | 4 | 4% | 110 |
| COASTAL DETOX | | 107 | 3 | 3% | 110 |
| DELAND WELLNESS CENTER | | | 110 | 100% | 110 |
| LAKE HOUSE ASSISTED LIVING | | 93 | 17 | 15% | 110 |
| Riviera Health Resort | | 108 | 1 | 1% | 109 |
| BAY PINES MEDICAL ASSOCIATES | | 1 | 108 | 99% | 109 |
| SUMMIT MEDICAL GROUP PA | | 99 | 10 | 9% | 109 |
| BAY REGIONAL URGENT CARE | 1 | 69 | 39 | 36% | 109 |
| North Lake Care Center | | 107 | 1 | 1% | 108 |
| EVANS HEALTH CARE | | 106 | 2 | 2% | 108 |
| FEDERATION CCRC OPERATIONS CORP | | 108 | | | 108 |
| NAVY HOSPITAL | | | 107 | 100% | 107 |
| HOSPICE OF MARTIN & ST LUCIE, INC | | 104 | 3 | 3% | 107 |
| KEYSTYLE LIVING LLC | 1 | 105 | 1 | 1% | 107 |
| VIERA HOSPITAL | | | 107 | 100% | 107 |
| BAY VIEW HEALTHCARE | | 85 | 22 | 21% | 107 |
| HEART OF FLORIDA REGIONAL MED CTR | | 35 | 71 | 67% | 106 |
| ELMCROFT OF BELLA VITA | | 98 | 8 | 8% | 106 |
| VILLAGE ON THE ISLE | | 101 | 5 | 5% | 106 |
| CAREMOUNT MEDICAL - PATHOLOGY | | 102 | 4 | 4% | 106 |
| NORTH FLORIDA EVALUATION AND TREATMENT CENTER | 2 | 99 | 5 | 5% | 106 |
| ADVANCED EMURGENT CARE | | 28 | 77 | 73% | 105 |
| CAN COMMUNITY HEALTH | | 104 | 1 | 1% | 105 |
| ST PETERSBURG PEDIATRICS-SEMINOLE | | 92 | 13 | 12% | 105 |
| WHITE PLAINS HOSPITAL CENTER LAB | | 101 | 4 | 4% | 105 |
| MEDICAL CONSULTANTS OF FLORIDA DBA | 1 | 90 | 14 | 13% | 105 |

COVID-19: testing by laboratory

Data through Apr 6, 2021 verified as of Apr 7, 2021 at 09:25 AM

Data in this report are provisional and subject to change.

The numbers in the table below represent the number of Florida and non-Florida residents for whom test results were received by the Department of Health. A person can be tested by more than one laboratory and can have both positive and negative results. **Therefore, the sum of the numbers in each column will be larger than the total number of people tested.**

| Reporting lab | Inconclusive | Negative | Positive | Percent positive | Total |
|--|--------------|----------|----------|------------------|-------|
| EAST RIDGE RETIREMENT VILLAGE INC | | 104 | | | 104 |
| VISTA MANOR | | 92 | 12 | 12% | 104 |
| G & R HEALTH MART PHARMACY | | 84 | 20 | 19% | 104 |
| GRANDE, THE | 2 | 98 | 4 | 4% | 104 |
| ASHRAF MEDICAL GROUP PLLC DBA PULSE MD | | 101 | 3 | 3% | 104 |
| PREDICTIVE LABORATORIES, INC | 1 | 90 | 13 | 13% | 104 |
| PEDIATRIC CARE CENTER- JACKSONVILLE BEACH | | 75 | 29 | 28% | 104 |
| LENOX HILL HOSPITAL | | 96 | 8 | 8% | 104 |
| GIBBENS FAMILY MEDICAL, LLC | | 84 | 19 | 18% | 103 |
| Ocala Oaks Rehabilitation Center | | 97 | 6 | 6% | 103 |
| FHMG- FLORIDA HOSPITAL MEDICAL GROUP | | 91 | 12 | 12% | 103 |
| ST MARK ASSISTED LIVING CENTER | 1 | 90 | 12 | 12% | 103 |
| MINUTECLINIC DIAGNOSTIC OF NORTH CARO | | 91 | 12 | 12% | 103 |
| MENORAH HOUSE | | 102 | 1 | 1% | 103 |
| LIFESTREAM BEHAVIORIAL CENTER | | 82 | 21 | 20% | 103 |
| 325TH MEDICAL GROUP | | 87 | 16 | 16% | 103 |
| PUTNAM COUNTY SHERIFFS OFFICE | | 95 | 7 | 7% | 102 |
| LECONTE MEDICAL CENTER LAB | | 83 | 19 | 19% | 102 |
| SUNSHINE GARDENS | | 101 | 1 | 1% | 102 |
| MORTON PLANT HOSPITAL NURSING | | 1 | 101 | 99% | 102 |
| HENNEPIN HEALTHCARE LABORATORY | | 102 | | | 102 |
| PEDIATRIC SERVICES AND BREATHING CENTER PA | | 78 | 24 | 24% | 102 |
| BAPTIST MEDICAL CENTER SOUTH | | 81 | 20 | 20% | 101 |
| MINUTECLINIC DIAGNOSTIC OF SOUTH CAROLINA, LLC | | 85 | 16 | 16% | 101 |
| BROOKDALE VERO BEACH SOUTH AL | | 101 | | | 101 |
| MACADAMS HOME HEALTH AGENCY | | 100 | 1 | 1% | 101 |
| ORLANDO LUTHERAN TOWERS ASSISTED LIVING | | 101 | | | 101 |
| CCS - BROWARD COUNTY JAIL | | 94 | 6 | 6% | 100 |
| GLOBAL CENTRAL LABS AT PPD | 2 | 88 | 10 | 10% | 100 |
| DOUGLAS T JACOBSON STATE VETERANS HOME | | 100 | | | 100 |
| HARBORCHASE OF NAPLES | | 87 | 13 | 13% | 100 |
| Consulate Health Care of Port Charlotte | | 98 | 2 | 2% | 100 |
| EMERALD COAST CENTER | | 96 | 4 | 4% | 100 |
| NORTH SHORE MEDICAL LABS | 1 | 92 | 7 | 7% | 100 |
| PruittHealth Fleming Island | | 87 | 13 | 13% | 100 |
| Cross Landings Health and Rehabilitation | | 97 | 2 | 2% | 99 |
| SANIBEL INTERNAL MEDICINE, LLC | | 96 | 3 | 3% | 99 |
| CENTRAL FLORIDA HEALTH CARE | | 47 | 52 | 53% | 99 |
| NORTHEAST FLORIDA STATE HOSP-NURSING | | 98 | 1 | 1% | 99 |
| QUALITY URGENT CARE AND WELLNESS | | 60 | 39 | 39% | 99 |
| MINUTECLINIC DIAGNOSTIC OF OHIO LLC | | 80 | 19 | 19% | 99 |
| PLAZA OF HALLANDALE BEACH | | 98 | | | 98 |
| KORGENE LAB | 1 | 28 | 69 | 70% | 98 |
| LANDMARK, THE | | 48 | 50 | 51% | 98 |
| VALLEY MEDICAL CENTER | | 91 | 7 | 7% | 98 |
| CARE CENTERS OF NASSAU, LLC - HENDRICKS RD | | 98 | | | 98 |

COVID-19: testing by laboratory

Data through Apr 6, 2021 verified as of Apr 7, 2021 at 09:25 AM

Data in this report are provisional and subject to change.

The numbers in the table below represent the number of Florida and non-Florida residents for whom test results were received by the Department of Health. A person can be tested by more than one laboratory and can have both positive and negative results. **Therefore, the sum of the numbers in each column will be larger than the total number of people tested.**

| Reporting lab | Inconclusive | Negative | Positive | Percent positive | Total |
|--|--------------|----------|----------|------------------|-------|
| SEMINOLE COUNTY HEALTH DEPARTMENT | | 79 | 19 | 19% | 98 |
| BROOKDALE PALM COAST | | 98 | | | 98 |
| AU HEALTH | | 82 | 16 | 16% | 98 |
| BLISS HEALTHCARE SERVICES | 1 | 74 | 23 | 23% | 98 |
| FLORIDA COMMUNITY HEALTH CENTERS INC | | | 98 | 100% | 98 |
| URINEGOODHANDS LLC | | 96 | 2 | 2% | 98 |
| Consulate Health Care of Jacksonville | | 84 | 14 | 14% | 98 |
| LANDMARK HOSPITAL SOUTHWEST FLORIDA LLC | | 94 | 3 | 3% | 97 |
| KALEIDA HEALTH CENTER FOR LABORATORY | | 91 | 6 | 6% | 97 |
| MIAMI BEACH COMMUNITY HEALTH CENTER | | 2 | 95 | 98% | 97 |
| RIDGEWOOD DIAGNOSTIC LABORATORY | | 92 | 5 | 5% | 97 |
| HEALTH CENTERS AT BRENTWOOD | | 96 | 1 | 1% | 97 |
| VITAS HEALTHCARE CORP OF FLORIDA | | 96 | 1 | 1% | 97 |
| MINNESOTA TWINS | | 92 | 5 | 5% | 97 |
| ARBOR TRAIL | | 77 | 20 | 21% | 97 |
| PORT CHARLOTTE HMA | | 85 | 12 | 12% | 97 |
| SUPERIOR RESIDENCES OF LECANTO | | 82 | 15 | 15% | 97 |
| HURLBURT FIELD CLINIC | | 39 | 58 | 60% | 97 |
| PEDIATRIC ASSOCIATES ORLANDO | | 82 | 14 | 15% | 96 |
| MARKET STREET VIERA | | 95 | 1 | 1% | 96 |
| BAYSHORE MEMORY CARE | | 96 | | | 96 |
| AVOW HOSPICE INC | | 96 | | | 96 |
| THE TERRACE OF KISSIMMEE | | 80 | 15 | 16% | 95 |
| ADVENT HEALTH CENTRA CARE - EAST ORLANDO | | 65 | 30 | 32% | 95 |
| OAKS OF CLEARWATER, THE | | 92 | 3 | 3% | 95 |
| GRAND VILLA OF DELAND | | 89 | 6 | 6% | 95 |
| DEVANSH LAB WERKS INC | | 79 | 16 | 17% | 95 |
| CROSS CITY REHABILITATION AND HEALTH CARE CENTER | | 72 | 23 | 24% | 95 |
| DIAGNOSTIC SOLUTIONS | | 3 | 91 | 97% | 94 |
| PORT CHARLOTTE REHABILITATION CENTER | | 81 | 13 | 14% | 94 |
| CONSULATE HEALTH CARE OF SARASOTA | 1 | 93 | | | 94 |
| QPS, LLC | | 91 | 3 | 3% | 94 |
| ERIE COUNTY MEDICAL CTR CLINICAL LABS | | 90 | 4 | 4% | 94 |
| ADVENT HEALTH CENTRA CARE - WATERMAN | | 79 | 15 | 16% | 94 |
| BRIDGEVIEW CENTER LLC | | 81 | 12 | 13% | 93 |
| PENNSYLVANIA DEPT OF HEALTH | | 21 | 72 | 77% | 93 |
| OMNI HEALTHCARE, INC | | 91 | 2 | 2% | 93 |
| HARBOR BEACH NURSING AND REHABILITATION CENTER | | 90 | 3 | 3% | 93 |
| TOTAL CARE PLUS LLC | | | 93 | 100% | 93 |
| East Bay Rehabilitation Center | | 59 | 34 | 37% | 93 |
| PRESERVE AT PALM AIRE | 3 | 90 | | | 93 |
| STONY BROOK UNIVERSITY MEDICAL CENTER | | 78 | 14 | 15% | 92 |
| PATRICK AIR FORCE BASE | | 3 | 89 | 97% | 92 |
| EAST ALABAMA MEDICAL CENTER LABORATORY | | 80 | 12 | 13% | 92 |
| HAWTHORN HOUSE | | 78 | 14 | 15% | 92 |
| NORTH CENTRAL BRONX HOSPITAL | | 89 | 3 | 3% | 92 |

COVID-19: testing by laboratory

Data through Apr 6, 2021 verified as of Apr 7, 2021 at 09:25 AM

Data in this report are provisional and subject to change.

The numbers in the table below represent the number of Florida and non-Florida residents for whom test results were received by the Department of Health. A person can be tested by more than one laboratory and can have both positive and negative results. **Therefore, the sum of the numbers in each column will be larger than the total number of people tested.**

| Reporting lab | Inconclusive | Negative | Positive | Percent positive | Total |
|---|--------------|----------|----------|------------------|-------|
| ARDEN COURTS OF SARASOTA | | 75 | 17 | 18% | 92 |
| PALM BAY HOSPITAL | | | 92 | 100% | 92 |
| BAHIA OAKS LODGE | | 85 | 6 | 7% | 91 |
| A COUNTRY PLACE ASSISTED LIVING FACILITY | | 89 | 2 | 2% | 91 |
| LABFIRST - DEPARTMENT OF PATHOLOGY | | 87 | 4 | 4% | 91 |
| MAGNOLIA DIAGNOSTIC | | 2 | 89 | 98% | 91 |
| AFTER HOURS PEDIATRICS | | | 91 | 100% | 91 |
| AVERO DIAGNOSTICS | | 67 | 24 | 26% | 91 |
| TREASURE COAST FORENSIC TREATMENT CTR | | 70 | 21 | 23% | 91 |
| PUBLIC SQUARE PHARMACY LLC | | 72 | 19 | 21% | 91 |
| NEW SMYRNA BEACH URGENT CARE | | | 91 | 100% | 91 |
| UNIVERSTIY CENTER MEDICAL LLC DBA | 1 | 86 | 4 | 4% | 91 |
| JOHN KNOX VILLAGE OF FLORIDA ALF | 1 | 86 | 4 | 4% | 91 |
| CENTURY CENTER FOR REHABILITATION & HEALING | | 73 | 18 | 20% | 91 |
| HERON CLUB AT PRESTANCIA | | 89 | 2 | 2% | 91 |
| DEBARY HEALTH AND REHABILITATION CENTER | | 88 | 3 | 3% | 91 |
| KEYS MEDICAL GROUP | | | 90 | 100% | 90 |
| NORTH FLORIDA SPINE AND WELLNESS | | 69 | 20 | 22% | 89 |
| PRIMECARE AT TWIN LAKES | | 2 | 87 | 98% | 89 |
| ATRIUM AT LIBERTY PARK | | 85 | 4 | 4% | 89 |
| STUART LODGE LIVING LLC | | 66 | 23 | 26% | 89 |
| FLORIDA DEPARTMENT OF HEALTH IN WALTON COUNTY | | 76 | 13 | 15% | 89 |
| Gabisa Medical LLC | | 89 | | | 89 |
| KINDRED AT HOME | | 80 | 9 | 10% | 89 |
| Lanier Rehab | | 64 | 25 | 28% | 89 |
| Winter Garden Rehab and Nursing Facility | | 78 | 11 | 12% | 89 |
| HEARTLAND SOUTH JACKSONVILLE OF JACKSONVILLE FL , | | 89 | | | 89 |
| FREEDOM INN AT TARPON SPRINGS | | 82 | 7 | 8% | 89 |
| EVENTEST, LLC | | 87 | 2 | 2% | 89 |
| BARRY UNIVERSITY STUDENT HEALTH SERVICES | | 52 | 37 | 42% | 89 |
| CALADIUM PEDIATRICS | | 79 | 10 | 11% | 89 |
| ROSECASTLE AT DELANEY CREEK | | 88 | 1 | 1% | 89 |
| Winter Park Care and Rehab | | 87 | 1 | 1% | 88 |
| Baldwin Pediatrx | | 77 | 11 | 13% | 88 |
| GOVERNOR'S CREEK HEALTH & REHABILITATION | | 87 | 1 | 1% | 88 |
| LAKE GIBSON VILLAGE, LLC | | 85 | 3 | 3% | 88 |
| WINDSOR OAKS | | 87 | 1 | 1% | 88 |
| BAYLOR GENETICS | | 75 | 12 | 14% | 87 |
| CLYDE E LASSEN STATE VETERANS NURSING HOME | | 62 | 25 | 29% | 87 |
| LONGWOOD CARDIOLOGY | | | 87 | 100% | 87 |
| PACIFIC ANALYTICS | | | 87 | 100% | 87 |
| LAFAYETTE NURSING AND REHABILITATION CENTER | | 85 | 2 | 2% | 87 |
| UNIVERSITY OF NEW MEXICO HOSPITAL | | 87 | | | 87 |
| CRESTVIEW URGENT CARE | | 16 | 71 | 82% | 87 |
| BRANDON HEALTH AND REHABILITATION CENTER | 1 | 85 | 1 | 1% | 87 |
| EXPRESS DOCS LLC | | | 87 | 100% | 87 |

COVID-19: testing by laboratory

Data through Apr 6, 2021 verified as of Apr 7, 2021 at 09:25 AM

Data in this report are provisional and subject to change.

The numbers in the table below represent the number of Florida and non-Florida residents for whom test results were received by the Department of Health. A person can be tested by more than one laboratory and can have both positive and negative results. **Therefore, the sum of the numbers in each column will be larger than the total number of people tested.**

| Reporting lab | Inconclusive | Negative | Positive | Percent positive | Total |
|--|--------------|----------|----------|------------------|-------|
| ORANGE COUNTY CORRECTIONS HEALTH SERVICES | | 68 | 19 | 22% | 87 |
| MIAMI SHORES NURSING & REHAB | | 86 | | | 86 |
| DISCOVERY VILLAGE AT THE FORUM | | 86 | | | 86 |
| PENSACOLA DEVELOPMENTAL CENTER | | 67 | 19 | 22% | 86 |
| GRAND OAKS OF JENSEN BEACH LLC | | 85 | 1 | 1% | 86 |
| AESTHETIC SURGERY CENTER OF WINTER PARK, THE | 3 | 78 | 5 | 6% | 86 |
| CATHOLIC HEALTH SYSTEM DEPT LABORATORY | | 83 | 3 | 3% | 86 |
| MEDEXPRESS - BLOOMIN BRANDS | | 65 | 20 | 24% | 85 |
| PRMG - EAST NAPLES | 1 | 73 | 11 | 13% | 85 |
| WALGREENS #12673 | | 82 | 3 | 4% | 85 |
| BEACHES PEDIATRICS PA | | 80 | 5 | 6% | 85 |
| W. FRANK WELLS NURSING HOME | | 84 | 1 | 1% | 85 |
| JERICOHO URGENT CARE | | 81 | 4 | 5% | 85 |
| COOPER FAMILY MEDICAL PLLC | | 65 | 20 | 24% | 85 |
| ARBOR OAKS AT TYRONE | 9 | 73 | 2 | 2% | 84 |
| ST VINCENT'S BIRMINGHAM | | 77 | 7 | 8% | 84 |
| BLOCK NATION CHASE | | 71 | 13 | 15% | 84 |
| NITE LITE PEDIATRICS - JACKSONVILLE | | 76 | 8 | 10% | 84 |
| PARK OF THE PALMS INC | | 83 | 1 | 1% | 84 |
| MD 365 MEDICAL CARE PLLC | | 84 | | | 84 |
| WE SCREEN LLC | | 82 | 2 | 2% | 84 |
| CATHOLIC HEALTH SERVICES REGIONAL LAB | | 76 | 8 | 10% | 84 |
| PEDIATRIC SERVICES OF AMERICA INC | | 79 | 5 | 6% | 84 |
| LONG TERM CARE OF JAY, LLC | | 63 | 21 | 25% | 84 |
| ST JOHNS COUNTY DETENTION CENTER | | 84 | | | 84 |
| HUNTINGTON HOSPITAL LABORATORY | | 81 | 3 | 4% | 84 |
| PINES OF SARASOTA GARDEN | | 84 | | | 84 |
| MID FLORIDA PRIMARY CARE PA | | 69 | 14 | 17% | 83 |
| SOUTH LAKE PEDIATRICS | | 75 | 8 | 10% | 83 |
| BISHOP GRADY VILLAS | | 81 | 2 | 2% | 83 |
| FLORIDA PEDIATRIC GROUP | | 31 | 52 | 63% | 83 |
| EISENHOWER ARMY MEDICAL CENTER | | 76 | 7 | 8% | 83 |
| CANOPY ON BERRYHILL, THE | | 51 | 32 | 39% | 83 |
| HUNTSVILLE HOSPITAL LABORATORY | | 58 | 25 | 30% | 83 |
| LABCORP EMPLOYER SERVICES | | 82 | 1 | 1% | 83 |
| LAKE HOWELL FAMILY MEDICINE ASSOCIATES | | 69 | 13 | 16% | 82 |
| LAB | | 29 | 53 | 65% | 82 |
| BRILLIANCE ASSISTED LIVING | | 65 | 17 | 21% | 82 |
| SIGNATURE HEALTHCARE OF MIDDLEBURG | | 80 | 2 | 2% | 82 |
| TREASURE COAST PEDIATRICS PA | | 76 | 6 | 7% | 82 |
| PLYMOUTH HOME FOR ADULTS, INC. | 8 | 73 | 1 | 1% | 82 |
| MEDRITE URGENT CARE | | 68 | 14 | 17% | 82 |
| THE PAVILION FOR HEALTH CARE | | 72 | 10 | 12% | 82 |
| PANIRA HEALTHCARE CLINIC | | 2 | 80 | 98% | 82 |
| Lexington Health and Rehabilitation Center | | 82 | | | 82 |
| EMERALD COAST BEHAVIORAL HOSPITAL | | 76 | 6 | 7% | 82 |

COVID-19: testing by laboratory

Data through Apr 6, 2021 verified as of Apr 7, 2021 at 09:25 AM

Data in this report are provisional and subject to change.

The numbers in the table below represent the number of Florida and non-Florida residents for whom test results were received by the Department of Health. A person can be tested by more than one laboratory and can have both positive and negative results. **Therefore, the sum of the numbers in each column will be larger than the total number of people tested.**

| Reporting lab | Inconclusive | Negative | Positive | Percent positive | Total |
|---|--------------|----------|----------|------------------|-------|
| BRANDON COMMUNITY HEALTH CENTER | | 65 | 17 | 21% | 82 |
| COLONY CARE CENTER | | 65 | 16 | 20% | 81 |
| ACE BIOMEDICAL LABS LLC | | 68 | 13 | 16% | 81 |
| BIO-TECH CLINICAL LABORATORIES | | 41 | 40 | 49% | 81 |
| CHAMBREL AT ISLAND LAKE | | 78 | 3 | 4% | 81 |
| VILLAGES VA CBOC | 2 | 73 | 6 | 7% | 81 |
| TALLAHASSEE VA OPC | | 77 | 3 | 4% | 80 |
| ALLIANCE PEDIATRICS | | 49 | 31 | 39% | 80 |
| SUWANNEE COUNTY SHERIFF OFFICE | | 77 | 3 | 4% | 80 |
| MAJESTIC OAKS | | 77 | 3 | 4% | 80 |
| ECOLAB GROUP | | 45 | 35 | 44% | 80 |
| CBS LABS OF TAMPA LLC | | 3 | 76 | 96% | 79 |
| Conway Lakes Health and Rehabilitation Center | | 79 | | | 79 |
| VETERANS AFFAIRS MEDICAL CENTER - PALO ALTO | | 28 | 51 | 65% | 79 |
| INSTITUTE OF PATHOLOGY KINGS COUNTY | | 76 | 3 | 4% | 79 |
| GRACE MEDICAL HOME | | 64 | 15 | 19% | 79 |
| BALMORAL TENANT SERVICES INC | 1 | 43 | 35 | 44% | 79 |
| EDGEWATER AT WATERMAN VILLAGE | | 78 | 1 | 1% | 79 |
| LAB PLUS, LLC AT SAINT THOMAS WEST HOSPITAL | | 64 | 14 | 18% | 78 |
| AR ANESTHESIA LLC | | 76 | 2 | 3% | 78 |
| LAKE MORTON PLAZA | | 75 | 3 | 4% | 78 |
| CENTRAL BALDWIN IMMEDIATE CARE & FAMILY PRACTICE | | 60 | 18 | 23% | 78 |
| JENNIFER J CHIAVETTA-GRISANTI DC | | 63 | 15 | 19% | 78 |
| NEW MEXICO STATE PUBLIC HEALTH DIVISION | | 78 | | | 78 |
| WEST VOLUSIA FAMILY AND SPORTS MEDICINE | | 75 | 2 | 3% | 77 |
| BROWARD HEALTH MEDICAL CENTER CLINICAL LAB | | | 77 | 100% | 77 |
| HOLMES COUNTY HEALTH DEPARTMENT | 1 | 63 | 13 | 17% | 77 |
| SIMED LABORATORY | | 61 | 16 | 21% | 77 |
| ORANGE CITY NURSING AND REHAB | | 75 | 2 | 3% | 77 |
| BAYCARE MEDICAL GROUP | | 71 | 6 | 8% | 77 |
| RARITAN BAY PERTH AMBOY | | 68 | 9 | 12% | 77 |
| MISIR DRUGS LLC | | 64 | 13 | 17% | 77 |
| BOND CLINIC PA | | 45 | 32 | 42% | 77 |
| HEALTH FIRST - PALM BAY HOSPITAL | | 2 | 75 | 97% | 77 |
| PERSONAL PEDIATRICS | | 67 | 9 | 12% | 76 |
| S-H THIRTY-FIVE OPCO- PORT ST LUCIE, LLC | 1 | 75 | | | 76 |
| WINDSOR REFLECTIONS | | 75 | 1 | 1% | 76 |
| CLINICAL PATHOLOGY ASSOCIATES-SONIC REFERENCE LAB | | 76 | | | 76 |
| WALGREENS 9627 | | 70 | 6 | 8% | 76 |
| PROMEDICA LABORATORIES | | 21 | 55 | 72% | 76 |
| MOBILE PHYSICIAN SERVICES INC | | 68 | 8 | 11% | 76 |
| DYNAMIC MEDICAL USA | | | 76 | 100% | 76 |
| LEVY COUNTY DEPARTMENT OF HEALTH | | 54 | 21 | 28% | 75 |
| BROWARD HEALTH MEDICAL CENTER | | 3 | 72 | 96% | 75 |
| ADVENTHEALTH EXPRESSCARE | | 45 | 30 | 40% | 75 |
| DOH-WEST PALM BEACH BRANCH LABORATORY | | 3 | 72 | 96% | 75 |

COVID-19: testing by laboratory

Data through Apr 6, 2021 verified as of Apr 7, 2021 at 09:25 AM

Data in this report are provisional and subject to change.

The numbers in the table below represent the number of Florida and non-Florida residents for whom test results were received by the Department of Health. A person can be tested by more than one laboratory and can have both positive and negative results. **Therefore, the sum of the numbers in each column will be larger than the total number of people tested.**

| Reporting lab | Inconclusive | Negative | Positive | Percent positive | Total |
|---|--------------|----------|----------|------------------|-------|
| JACOBI MEDICAL CENTER | | 70 | 5 | 7% | 75 |
| ROYAL CARE OF AVON PARK | | 71 | 3 | 4% | 74 |
| SUN CLINICAL LABORATORIES | | 73 | 1 | 1% | 74 |
| OAK MANOR NURSING HOME | | 70 | 4 | 5% | 74 |
| SCOTT LAKE HEALTH AND REHABILITATION CENTER | | 71 | 3 | 4% | 74 |
| DELCARE PA | | 58 | 16 | 22% | 74 |
| INFINITY BIOLOGIX LLC OAKDALE | | 69 | 5 | 7% | 74 |
| BAYFRONT MEDICAL | | 53 | 21 | 28% | 74 |
| NOAH CLINICAL LABORATORY | | 63 | 11 | 15% | 74 |
| BROOKDALE OVIEDO | | 72 | 2 | 3% | 74 |
| WATERCREST ST LUCIE WEST | 1 | 69 | 3 | 4% | 73 |
| TROPICANA MANUFACTURING COMPANY INC | | 67 | 6 | 8% | 73 |
| ASSOCIATED CLINICAL LABORATORIES | | 65 | 8 | 11% | 73 |
| GOOD HEARTS COVID TESTING | | 30 | 43 | 59% | 73 |
| ALTAMONTE PEDIATRIC ASSOCIATES | | 31 | 42 | 58% | 73 |
| MICHAEL AKPEKE MD | | 64 | 9 | 12% | 73 |
| CONSULATE HEALTH CARE - LAKE MARY | | 72 | 1 | 1% | 73 |
| PALM RIVER COMMUNITY HEALTH CENTER | | 66 | 7 | 10% | 73 |
| STONY BROOK SOUTHAMPTON | | 70 | 2 | 3% | 72 |
| HAVEN OF OUR LADY OF PEACE | | 72 | | | 72 |
| WALGREENS 2941 | | 69 | 3 | 4% | 72 |
| CRAIG BERGER MD PL D/B/A BAY AREA EYE INSTITUTE | | 72 | | | 72 |
| DISCOVERY VILLAGE AT PALM BEACH GARDENS | | 71 | 1 | 1% | 72 |
| LAKE CITY VA MEDICAL CENTER | | | 72 | 100% | 72 |
| CL BRUMBACK PRIMARY CARE CLINICS | | 17 | 54 | 76% | 71 |
| Summit Medical Group, Pa Dba Citymd | | 64 | 7 | 10% | 71 |
| MD LABS | | 44 | 27 | 38% | 71 |
| SANDALWOOD NURSING CENTER | | 64 | 7 | 10% | 71 |
| GRAND ST PAUL CVS | | 70 | 1 | 1% | 71 |
| ADVANCED LAB | | 67 | 4 | 6% | 71 |
| ADVENT HEALTH - LAKE MARY | | 61 | 10 | 14% | 71 |
| AMMON LABS | | 61 | 10 | 14% | 71 |
| SOS MOBILE MEDICAL CARE LLC | | 60 | 11 | 15% | 71 |
| NORTH FLORIDA PEDIATRICS | | 57 | 14 | 20% | 71 |
| GV NAPLES OPCO, LLC | | 70 | 1 | 1% | 71 |
| INN AT ASTON GARDENS AT PELICAN POINTE,THE | | 67 | 4 | 6% | 71 |
| STERLING HOUSE OF TALLAHASSEE | 3 | 62 | 6 | 8% | 71 |
| NORTH SHORE UNIVERSITY HOSPITAL LABORATORY | | 64 | 6 | 9% | 70 |
| CENTRAL FLORIDA PEDIATRICS | | 38 | 32 | 46% | 70 |
| SUNCOAST COMMUNITY HEALTH CENTERS PEDIATRICS | | 21 | 49 | 70% | 70 |
| NOMI HEALTH LAB SERVICES LLC | | 5 | 65 | 93% | 70 |
| HARMONY CLINIC | | 1 | 69 | 99% | 70 |
| PANCARE HEALTH - FREEPORT CLINIC SUITE B | | 61 | 9 | 13% | 70 |
| Highlands Regional Hospital | | 63 | 7 | 10% | 70 |
| SUMMIT AT VENICE | 2 | 63 | 5 | 7% | 70 |
| LUTHERAN HAVEN ASSISTED LIVING | | 70 | | | 70 |

COVID-19: testing by laboratory

Data through Apr 6, 2021 verified as of Apr 7, 2021 at 09:25 AM

Data in this report are provisional and subject to change.

The numbers in the table below represent the number of Florida and non-Florida residents for whom test results were received by the Department of Health. A person can be tested by more than one laboratory and can have both positive and negative results. **Therefore, the sum of the numbers in each column will be larger than the total number of people tested.**

| Reporting lab | Inconclusive | Negative | Positive | Percent positive | Total |
|---|--------------|----------|----------|------------------|-------|
| USF HEALTH MORSANI CENTER | | 5 | 65 | 93% | 70 |
| AESTHETIC ENHANCEMENTS | | 70 | | | 70 |
| FLORIDA MEDICAL CLINIC PA | | 48 | 22 | 31% | 70 |
| PANCARE HEALTH - MALONE CLINIC | | 63 | 7 | 10% | 70 |
| BioReference Laboratories, Inc | | 8 | 61 | 88% | 69 |
| CP/AIG PENSACOLA DEVELOPMENT LLC | | 66 | 3 | 4% | 69 |
| PLANTATION GENERAL HOSPITAL CLINICAL LAB | | 26 | 43 | 62% | 69 |
| PARKSIDE INN | 3 | 64 | 2 | 3% | 69 |
| TITUSVILLE FAMILY PRACTICE | | 16 | 53 | 77% | 69 |
| INDIGO MANOR | | 22 | 47 | 68% | 69 |
| CVS MINUTE CLINIC | | 1 | 68 | 99% | 69 |
| MEMORIAL MANOR | | 69 | | | 69 |
| HERITAGE HEALTHCARE AND REHABILITATION CENTER | | 69 | | | 69 |
| THOMAS INTERNAL MEDICINE | | 58 | 11 | 16% | 69 |
| SAN JOSE SENIOR CARE LLC | 1 | 43 | 25 | 36% | 69 |
| BOND CLINIC DR ELDEEB | | 35 | 34 | 49% | 69 |
| TAMPA BAY CONCIERGE DOCTOR, LLC | | 66 | 2 | 3% | 68 |
| AEL- MEMPHIS | | 17 | 51 | 75% | 68 |
| BENTLEY CARE CENTER | | 68 | | | 68 |
| EMERGENCY PHYSICIANS MEDICAL CENTER LLC | | 50 | 18 | 26% | 68 |
| SUNCOAST OPTIMAL WELLNESS | | 23 | 45 | 66% | 68 |
| GENPATH | | | 68 | 100% | 68 |
| BIG BOCA SMILES LLC | | 66 | 2 | 3% | 68 |
| PROMEDICA SENIOR LIVING | | 64 | 3 | 4% | 67 |
| MED EXPRESS | | 6 | 61 | 91% | 67 |
| ARTHREX MEDICAL CENTER | | 39 | 28 | 42% | 67 |
| MEASE MANOR INC | | 63 | 4 | 6% | 67 |
| EC OPCO PENSACOLA, LLC | | 66 | 1 | 1% | 67 |
| AMERICAN FAMILY MEDICAL | | 53 | 13 | 20% | 66 |
| OKEECHOBEE URGENT CARE | | 17 | 49 | 74% | 66 |
| SANTA BARBARA CARE CENTER | | 45 | 21 | 32% | 66 |
| Stratford Court of Palm Harbor | | 56 | 10 | 15% | 66 |
| THE GOOD SHEPARDS OF DELAND-WEST | | 65 | 1 | 2% | 66 |
| BOND AND STEELE CLINIC, PA | | 52 | 14 | 21% | 66 |
| MEDEX MEDICAL EXPRESS OF PALATKA | | | 66 | 100% | 66 |
| SOMERBY OF SANTA ROSA BEACH | | 57 | 9 | 14% | 66 |
| ADVENT HEALTH CENTRA CARE - WINTER GARDEN | | 19 | 46 | 71% | 65 |
| BROOKDALE CENTRE POINTE | 1 | 64 | | | 65 |
| SUMMER VISTA ASSISTED LIVING | | 38 | 27 | 42% | 65 |
| OUT OF STATE | | 40 | 25 | 38% | 65 |
| DEVELOPMENTAL DISABILITIES DEFENDANT PROGRAM | | 63 | 2 | 3% | 65 |
| NXGEN MDX | | 20 | 45 | 69% | 65 |
| CORAL GABLES HOSPITAL | | | 65 | 100% | 65 |
| VETERANS AFFAIRS MEDICAL CENTER - GULF COAST | | 27 | 38 | 58% | 65 |
| ISLAND COAST PEDIATRICS | | 58 | 7 | 11% | 65 |
| BREVARD HEALTH ALLIANCE INC | | 62 | 3 | 5% | 65 |

COVID-19: testing by laboratory

Data through Apr 6, 2021 verified as of Apr 7, 2021 at 09:25 AM

Data in this report are provisional and subject to change.

The numbers in the table below represent the number of Florida and non-Florida residents for whom test results were received by the Department of Health. A person can be tested by more than one laboratory and can have both positive and negative results. **Therefore, the sum of the numbers in each column will be larger than the total number of people tested.**

| Reporting lab | Inconclusive | Negative | Positive | Percent positive | Total |
|--|--------------|----------|----------|------------------|-------|
| WADSWORTH HEALTH CENTER | | 62 | 3 | 5% | 65 |
| SAMFORD UNIVERSITY HEALTH SERVICES | | 64 | 1 | 2% | 65 |
| VANDERBILT UNIVERSITY MEDICAL CENTER | | 56 | 8 | 13% | 64 |
| GREENLEAF ALF | | 63 | 1 | 2% | 64 |
| INTERNAL MEDICINE ASSOCIATES PA | | 60 | 4 | 6% | 64 |
| NORTH FLORIDA MEDICAL CENTER | | 58 | 6 | 9% | 64 |
| EAST RIDGE RETIREMENT VILLAGE | | 64 | | | 64 |
| SUNCOAST TECHNICAL COLLEGE SCHOOL OF HEALTH | | 64 | | | 64 |
| TOWERS HOME CARE | | 60 | 4 | 6% | 64 |
| NEMOURS CHILDRENS PRIMARY CARE OVIEDO | | 51 | 13 | 20% | 64 |
| DOCTORS CENTER PA,THE | | 54 | 10 | 16% | 64 |
| JOSEPH L MORSE GERIATRIC CENTER | 2 | 59 | 3 | 5% | 64 |
| TRINITY AL SENIOR HOUSING LLC | | 45 | 19 | 30% | 64 |
| MD NOW MEDICAL CENTERS, INC. | | 50 | 14 | 22% | 64 |
| VIERA HEALTH AND REHABILITATION CENTER | | 62 | 2 | 3% | 64 |
| HERNANDO COUNTY FIRE RESCUE DISTRICT | | 30 | 34 | 53% | 64 |
| THE TRADITION OF THE PALM BEACHES | | 63 | 1 | 2% | 64 |
| ROCKLEDGE REGIONAL MEDICAL CENTER | | 30 | 34 | 53% | 64 |
| LINCOLN MEDICAL AND MENTAL HEALTH CENTER | | 61 | 3 | 5% | 64 |
| BARNETT PARK | | 2 | 62 | 97% | 64 |
| SILVER LAKE PEDIATRICS PA | | 57 | 7 | 11% | 64 |
| MICHAEL A VENAZIO MD | | 61 | 3 | 5% | 64 |
| WILSON MEMORIAL REGIONAL MEDICAL CENTER | | 59 | 4 | 6% | 63 |
| MEDI CLINIC SARASOTA INC | | 62 | 1 | 2% | 63 |
| BEEHIVE HOMES OF GULF BREEZE | | 47 | 16 | 25% | 63 |
| BURRY'S PHARMACY INC | | 38 | 25 | 40% | 63 |
| FLORIDA HEALTH CARE | | 8 | 55 | 87% | 63 |
| DAVID POSNACK JEWISH DAY SCHOOL | | 63 | | | 63 |
| APC PEDIATRICS AT RYE ROAD MEDICAL PARK | | 63 | | | 63 |
| PALM BAY URGENT CARE | | 28 | 34 | 55% | 62 |
| ADVENT HEALTH - PALM COAST | | 1 | 61 | 98% | 62 |
| BRADFORD COUNTY HEALTH DEPARTMENT | | 61 | 1 | 2% | 62 |
| MENTAL HEALTH CARE INC | | 53 | 9 | 15% | 62 |
| TROY REGIONAL MEDICAL CENTER | | 51 | 11 | 18% | 62 |
| SHERMAN-ABRAMS LABORATORY INC | | 58 | 4 | 6% | 62 |
| CINNAMON COVE ALF | | 61 | 1 | 2% | 62 |
| MINUTECLINIC DIAGNOSTIC OF NEW JERSEY | | 55 | 7 | 11% | 62 |
| EAST HILL PHARMACY | | 43 | 19 | 31% | 62 |
| OVERLOOK HOSPITAL LABORATORY | | 57 | 5 | 8% | 62 |
| LPG PRIMARY CARE AT SURFSIDE | | 55 | 7 | 11% | 62 |
| EMERALD COAST HOSPICE | | 61 | 1 | 2% | 62 |
| LAKELAND REGIONAL HEALTH | | 38 | 24 | 39% | 62 |
| WASHINGTON REHABILITATION AND NURSING CENTER | | 51 | 10 | 16% | 61 |
| ST FRANCIS HOSPITAL | | 53 | 8 | 13% | 61 |
| PANCARE HEALTH - JACKSON COUNTY | | 50 | 11 | 18% | 61 |
| RITECARE MED CTR H | | | 61 | 100% | 61 |

COVID-19: testing by laboratory

Data through Apr 6, 2021 verified as of Apr 7, 2021 at 09:25 AM

Data in this report are provisional and subject to change.

The numbers in the table below represent the number of Florida and non-Florida residents for whom test results were received by the Department of Health. A person can be tested by more than one laboratory and can have both positive and negative results. **Therefore, the sum of the numbers in each column will be larger than the total number of people tested.**

| Reporting lab | Inconclusive | Negative | Positive | Percent positive | Total |
|--|--------------|----------|----------|------------------|-------|
| NICEVILLE URGENT CARE | | 15 | 45 | 75% | 60 |
| KESHAV RX LLC | | 49 | 11 | 18% | 60 |
| CAMPBELL URGENT CARE | | | 60 | 100% | 60 |
| THE PRESERVE AT CLEARWATER | | 58 | 2 | 3% | 60 |
| ST VINCENTS PRIMARY CARE | | 55 | 5 | 8% | 60 |
| SONORAN DESERT PATHOLOGY ASSOCIATES | | 3 | 57 | 95% | 60 |
| FAST PACE MEDICAL CLINIC, PLLC | | 53 | 7 | 12% | 60 |
| SAFARI PEDIATRICS PA | | 59 | 1 | 2% | 60 |
| WAVE CREST HEALTH AND REHABILITATION CENTER | | 57 | 3 | 5% | 60 |
| INTERNAL LAB | | 50 | 10 | 17% | 60 |
| TWIN CREEKS ASSISTED LIVING & MEMORY CARE | | 57 | 3 | 5% | 60 |
| LPG CONVENIENT CARE AT PINE ISLAND ROAD | | 54 | 6 | 10% | 60 |
| MEDICAL PAVILION CLINIC | | 44 | 16 | 27% | 60 |
| MINUTECLINIC DIAGNOSTIC OF KANSAS, PA | | 51 | 9 | 15% | 60 |
| 81ST MEDICAL GROUP | | 28 | 32 | 53% | 60 |
| ROSECASTLE OF JACKSONVILLE LLC | | 59 | 1 | 2% | 60 |
| CARDIOLOGY AND MEDICINE ASSOCIATES | | 43 | 16 | 27% | 59 |
| TBI RESIDENTIAL SERVICES, INC. | | 48 | 11 | 19% | 59 |
| GRAND AVENUE RX | | | 59 | 100% | 59 |
| UHEALTH AT FISHER ISLAND | | | 59 | 100% | 59 |
| CDR MAGUIRE INC | 1 | 7 | 51 | 86% | 59 |
| STEINHATCHEE FAMILY MEDICAL CENTER | 1 | 50 | 8 | 14% | 59 |
| Palms at Ponte Vedra Assisted Living and Memory Care | | 56 | 3 | 5% | 59 |
| SUMTER PEDIATRICS | | 54 | 5 | 8% | 59 |
| CVS NY4098030POCT NEW YORK | | 58 | 1 | 2% | 59 |
| MILLENNIUM PHYSICIANS GROUP | | 1 | 58 | 98% | 59 |
| ST CLOUD PHYSICIAN MANAGEMENT LLC DBA ST CLOUD | | 28 | 31 | 53% | 59 |
| CHILDREN'S HOSPITAL OF ALABAMA | | 58 | 1 | 2% | 59 |
| FERN PARK DEVELOPMENTAL CENTER | | 5 | 54 | 92% | 59 |
| BIG BEND CARES, INC | | 51 | 8 | 14% | 59 |
| BIOTECH | | 52 | 7 | 12% | 59 |
| MULBERRY CARE CENTER | | 49 | 10 | 17% | 59 |
| ALEXANDER NININGER STATE VETERANS | | 58 | | | 58 |
| FLORIDA HEALTH CARE DELAND | | | 58 | 100% | 58 |
| SONATA BOCA RATON | | 54 | 4 | 7% | 58 |
| Margate Health and Rehabilitation Center | | 56 | 2 | 3% | 58 |
| BUECHELE DENTAL PA DBA CLERMONT FAMILY DENTISTRY | | 48 | 10 | 17% | 58 |
| KINDRED HOSPITAL CENTRAL TAMPA BLOOD GAS | 1 | 52 | 5 | 9% | 58 |
| GOLDEN POND COMMUNITIES | | 58 | | | 58 |
| MICHIGAN DEPARTMENT OF HEALTH AND HUMAN SERVICES | 1 | | 57 | 98% | 58 |
| MEDLOGIC LABORATORIES | | 3 | 55 | 95% | 58 |
| HORIZON ALF | | 57 | 1 | 2% | 58 |
| TUKA PEDIATRICS | | 7 | 51 | 88% | 58 |
| ERDOX | | 55 | 3 | 5% | 58 |
| THE CANOPY AT BERRYHILL | | 57 | | | 57 |
| ALL AMERICAN URGENT CARE | | | 57 | 100% | 57 |

COVID-19: testing by laboratory

Data through Apr 6, 2021 verified as of Apr 7, 2021 at 09:25 AM

Data in this report are provisional and subject to change.

The numbers in the table below represent the number of Florida and non-Florida residents for whom test results were received by the Department of Health. A person can be tested by more than one laboratory and can have both positive and negative results. **Therefore, the sum of the numbers in each column will be larger than the total number of people tested.**

| Reporting lab | Inconclusive | Negative | Positive | Percent positive | Total |
|---|--------------|----------|----------|------------------|-------|
| MALCOM RANDALL DEPT OF VAMC | | | 57 | 100% | 57 |
| ERIC C MRSHAL, MD, PC #1842 | | 54 | 3 | 5% | 57 |
| KAPG FLEMING ISLAND SENIOR HOUSING OPCO LLC | 1 | 56 | | | 57 |
| COOPER FAMILY MEDICAL, PLLC | | 47 | 10 | 18% | 57 |
| KEY WEST MEDICAL CENTER | 1 | 50 | 6 | 11% | 57 |
| MARQUIS LABS, LLC | | 55 | 2 | 4% | 57 |
| ALZHEIMERS CARE CENTER OF VIERA LTD | | 37 | 20 | 35% | 57 |
| FINLAY CLINICAL LABORATORY | | 20 | 37 | 65% | 57 |
| GENESIS DERMATOLOGY | | 53 | 4 | 7% | 57 |
| DEPT OF VA MED CENTE-WEST PALM BEACH | | | 57 | 100% | 57 |
| ASCENSION SACRED HEART BAY LABORATORY | | 54 | 3 | 5% | 57 |
| CARE CENTERS OF NASSAU LLC MINER ROAD SOUTH | | 57 | | | 57 |
| ADVENT HEALTH - MOUNT DORA | | 10 | 47 | 82% | 57 |
| PATHOLOGY CONSULTANTS OF NEW MEXICO | | 56 | | | 56 |
| Gulfport Rehabilitation Center | | 53 | 3 | 5% | 56 |
| TIFFANY HALL NURSING AND REHAB | | 44 | 12 | 21% | 56 |
| FAMILY HEALTH CENTER | | 41 | 15 | 27% | 56 |
| HIALEAH HOSPITAL RESPIRATORY DEPT | | | 56 | 100% | 56 |
| ATRIA PARK OF LAKE FOREST (WG HERITAGE LF LLC) | | 54 | 2 | 4% | 56 |
| EAGLES WATCH CLUSTER | | 47 | 9 | 16% | 56 |
| MAUREEN OROURKE-FUTEY | | | 56 | 100% | 56 |
| PHYSICIANS PRIMARY CARE OF SOUTHWEST FLORIDA | | 39 | 17 | 30% | 56 |
| SARATOGA HOSPITAL LABORATORY | | 51 | 5 | 9% | 56 |
| MEADOWCREST FAMILY PHYSICIANS PA | 1 | 33 | 22 | 39% | 56 |
| MINUTECLINIC DIAGNOSTIC OF SOUTH CAROL | | 50 | 5 | 9% | 55 |
| LABCORP | | 16 | 39 | 71% | 55 |
| EVIVIA | | 52 | 3 | 5% | 55 |
| ENCOMPASS HEALTH REHABILITATION HOSPITAL OF LARGO | | 52 | 3 | 5% | 55 |
| NITE LITE PEDIATRICS - PORT ST. LUCIE | | 46 | 9 | 16% | 55 |
| VPA PC LAB | | 48 | 7 | 13% | 55 |
| CHILDRENS CLINIC | | 20 | 35 | 64% | 55 |
| MINUTECLINIC DIAGNOSTIC OF HAWAII LLC | | 48 | 7 | 13% | 55 |
| Salerno Bay Health & Rehabilitation Center | | 45 | 10 | 18% | 55 |
| SPRING MANOR ASSISTED LIVING | | 55 | | | 55 |
| SONATA HUNTERS CREEK | | 47 | 8 | 15% | 55 |
| KENDALL REGIONAL MEDICAL CENTER LAB | 3 | | 52 | 95% | 55 |
| PREMIER MEDICAL ASSOCIATES ALL FLORIDA LLC | | 54 | 1 | 2% | 55 |
| ADVENTHEALTH MEDICAL GROUP MULTISPECIALTY | | | 55 | 100% | 55 |
| GEORGE E WEEMS MEMORIAL HOSPITAL LAB | | 45 | 10 | 18% | 55 |
| DOT DOC SARASOTA | | 50 | 5 | 9% | 55 |
| PALM BAY PEDIATRICS | | 36 | 19 | 35% | 55 |
| WEST ISLIP URGENT CARE | | 50 | 5 | 9% | 55 |
| BIOREFERENCE LABORATORIES INC | | 4 | 50 | 93% | 54 |
| REHAB AND HEALTHCARE CENTER OF CAPE CORAL | | 54 | | | 54 |
| VALENCIA HOUSE ALF | | 52 | 2 | 4% | 54 |
| JUNIPER VILLAGE AT NAPLES | | 53 | 1 | 2% | 54 |

COVID-19: testing by laboratory

Data through Apr 6, 2021 verified as of Apr 7, 2021 at 09:25 AM

Data in this report are provisional and subject to change.

The numbers in the table below represent the number of Florida and non-Florida residents for whom test results were received by the Department of Health. A person can be tested by more than one laboratory and can have both positive and negative results. **Therefore, the sum of the numbers in each column will be larger than the total number of people tested.**

| Reporting lab | Inconclusive | Negative | Positive | Percent positive | Total |
|--|--------------|----------|----------|------------------|-------|
| FUTURE PEDIATRICS | | 51 | 3 | 6% | 54 |
| CERTUS MTD OPCP LLC | | 52 | 2 | 4% | 54 |
| CENTRA CARE - LAKE NONA | | 6 | 48 | 89% | 54 |
| GENTIVA HEALTH SERVICES CERTIFIED INC | | 51 | 3 | 6% | 54 |
| CALHOUN COUNTY HEALTH DEPT | | 26 | 28 | 52% | 54 |
| ST. CLOUD MEDICAL GROUP | | 54 | | | 54 |
| S-H THIRTY FIVE OPCO - ORANGE CITY, LLC | | 44 | 10 | 19% | 54 |
| APOLLOMDX LABS | | 32 | 22 | 41% | 54 |
| CLERMONT HEALTH AND REHAB | | 40 | 14 | 26% | 54 |
| UNITED LABORATORY SERVICES CORPORATION | | 38 | 16 | 30% | 54 |
| SARASOTA CO. HEALTH DEPT # 58 | | 40 | 14 | 26% | 54 |
| FAMILY EXTENDED CARE OF PUNTA GORDA | | 54 | | | 54 |
| CAMBRIDGE SECURITY SERVICES | | 51 | 3 | 6% | 54 |
| BARNES HEALTHCARE OF FLORIDA LLC | | 49 | 4 | 8% | 53 |
| UNIVERSITY OF WEST FLORIDA, THE | | 52 | 1 | 2% | 53 |
| MISSION OAKS ASSISTED LIVING□ | | 51 | 2 | 4% | 53 |
| NORTH FLORIDA PEDIATRICS - JACKSONVILLE | | 48 | 5 | 9% | 53 |
| SIMEDHEALTH LLC | | 44 | 9 | 17% | 53 |
| QUOTIENT SCIENCES LABS LLC | | | 53 | 100% | 53 |
| Osprey Point Nursing Center | | 51 | 2 | 4% | 53 |
| LITTLE NECK URGENT CARE | | 51 | 2 | 4% | 53 |
| SOMERSET | | | 53 | 100% | 53 |
| SNH BRFL TENANT LLC | 2 | 50 | | | 52 |
| SOUTHSIDE HOSPITAL NORTHWELL HEALTH LABORATORY | | 45 | 7 | 13% | 52 |
| ROCHESTER GENERAL HOSPITAL LABORATORY | | 48 | 4 | 8% | 52 |
| PHILLIPPE RIDGE | | 40 | 12 | 23% | 52 |
| NAPHCARE INC | | 47 | 5 | 10% | 52 |
| PENNSYLVANIA DEPARTMENT OF HEALTH BUREAU OF LABORATORIES | | | 52 | 100% | 52 |
| LEE COMMUNITY HEALTHCARE - LEHIGH | | 44 | 8 | 15% | 52 |
| Jupiter Medical Center Pavilion | | 51 | 1 | 2% | 52 |
| ADVENT HEALTH EXPRESS CARE | | 5 | 47 | 90% | 52 |
| HOME CARE PHARMACY | | 52 | | | 52 |
| ADVENT HEALTH | | 49 | 3 | 6% | 52 |
| INTERNAL MEDICINE SPECIALIST | | 46 | 6 | 12% | 52 |
| ORCHID COVE AT DAYTONA | | 45 | 7 | 13% | 52 |
| LAKELAND REGIONAL HEALTH GATEWAY CENTER | | 28 | 23 | 45% | 51 |
| GULFVIEW MEDICAL INSTITUTE | | 51 | | | 51 |
| ORTHOPAEDIC SURGERY CENTER | | 51 | | | 51 |
| SOUTH CAROLINA DEPT OF HEALTH AND ENVIRONMENT CONTROL | | 11 | 40 | 78% | 51 |
| GUIDEWELL EMERGENCY MEDICINE DOCTORS LLC | | 23 | 28 | 55% | 51 |
| LONG ISLAND JEWISH MED CTR | | 47 | 4 | 8% | 51 |
| SOUTHEAST ALABAMA MEDICAL CENTER | | | 51 | 100% | 51 |
| LPG PEDIATRICS AT PAGE FIELD | | 50 | 1 | 2% | 51 |
| WALGREENS #10373 | | 49 | 2 | 4% | 51 |
| BENTLEY VILLAGE II | | 42 | 9 | 18% | 51 |
| AVANTE ST CLOUD | | 48 | 3 | 6% | 51 |

COVID-19: testing by laboratory

Data through Apr 6, 2021 verified as of Apr 7, 2021 at 09:25 AM

Data in this report are provisional and subject to change.

The numbers in the table below represent the number of Florida and non-Florida residents for whom test results were received by the Department of Health. A person can be tested by more than one laboratory and can have both positive and negative results. **Therefore, the sum of the numbers in each column will be larger than the total number of people tested.**

| Reporting lab | Inconclusive | Negative | Positive | Percent positive | Total |
|---|--------------|----------|----------|------------------|-------|
| MIAMI CLINICAL RESEARCH CORP | | 12 | 39 | 76% | 51 |
| INN AT THE FOUNTAINS, THE | | 34 | 17 | 33% | 51 |
| FELICIDAD MEDICAL CENTER | | 5 | 46 | 90% | 51 |
| NEW YORK PRESBYTERIAN - QUEENS DIAGNOSTIC | | 47 | 4 | 8% | 51 |
| TGH URGENT CARE POWERED BY FAST TRACK | | | 50 | 100% | 50 |
| CARE ATC - ANDES | | | 50 | 100% | 50 |
| PORT ST. LUCIE - ZAXBY'S | | 50 | | | 50 |
| HILA BECKERMAN MD LLC | 1 | 45 | 4 | 8% | 50 |
| RAINBOW PEDIATRICS PC LLC / BREAKFAST POINT | | 38 | 12 | 24% | 50 |
| TRADITIONAL HOME HEALTH OF PALM BEACH INC | | 49 | 1 | 2% | 50 |
| AMELIA ASSISTED LIVING FACILITY | | 50 | | | 50 |
| BETHUNE-COOKMAN UNIVERSITY | | 32 | 18 | 36% | 50 |
| PRACTICE MANAGEMENT OF AMERICA, INC. | | 7 | 43 | 86% | 50 |
| MIRIMUS CLINICAL LABS | 1 | 20 | 29 | 58% | 50 |
| BENTON HOUSE OF PORT ORANGE | | 44 | 6 | 12% | 50 |
| ST ANTHONYS PRIMARY CARE LLC/JACKSON STREET | | | 49 | 100% | 49 |
| MILLENNIA ADVANCED SCIENTIFIC LLC | | | 49 | 100% | 49 |
| ALLEGRO | | 47 | 2 | 4% | 49 |
| NORTHBROOK CENTER FOR | | 47 | 2 | 4% | 49 |
| LAKE CO EMPLOYEE HEALTH AND WELLNESS CENTER | | 44 | 5 | 10% | 49 |
| CORNERSTONE PEDIATRICS | | 37 | 12 | 24% | 49 |
| QHC UPSTATE MEDICAL PC | | 41 | 8 | 16% | 49 |
| POPLAR HEALTHCARE PLLC | 1 | 11 | 37 | 76% | 49 |
| HEALTH FIRST - CAPE CANAVERAL HOSPITAL | | 1 | 48 | 98% | 49 |
| DOH | | 23 | 26 | 53% | 49 |
| ADVENTIST HEALTH SYSTEM FLORIDA | | 34 | 15 | 31% | 49 |
| USF | | 1 | 48 | 98% | 49 |
| SOLARIS SENIOR LIVING NORTH NAPLES | | 48 | 1 | 2% | 49 |
| LONG ISLAND UNIVERSITY - POST CAMPUS | | 48 | 1 | 2% | 49 |
| SOFT CELL LABORATORIES | | 45 | 4 | 8% | 49 |
| PREMIUM HEALTH SERVICES OF TAMPA BAY LLC | | 26 | 22 | 46% | 48 |
| NAPLES PEDIATRICS INC | | 43 | 5 | 10% | 48 |
| MORTON PLANT | | | 48 | 100% | 48 |
| SEWANEE MOLECULAR DIAGNOSTICS LABORATO | | 48 | | | 48 |
| COURTYARD GARDENS OF BOYNTON BEACH, LLC | | 45 | 3 | 6% | 48 |
| CAREMED INTERNAL MEDICINE | | 30 | 18 | 38% | 48 |
| GRAND OAKS OF PALM CITY LLC | 1 | 41 | 6 | 13% | 48 |
| COURTYARD GARDENS OF JUPITER | | 48 | | | 48 |
| INTERCOASTAL MEDICAL GROUP | | 2 | 46 | 96% | 48 |
| IMA MEDICAL CENTER | | 33 | 15 | 31% | 48 |
| BAY CENTER HURRICANE SHELTER | | 48 | | | 48 |
| S-H THIRTY FIVE OPCO - LUTZ, LLC | | 47 | 1 | 2% | 48 |
| MADISON COUNTY MEMORIAL HOSPITAL LABORATORY | | 15 | 33 | 69% | 48 |
| PREMIER COMMUNITY HEALTHCARE GROUP INC | | 46 | 2 | 4% | 48 |
| BITTINGS APOTHECARY INC | | 42 | 6 | 13% | 48 |
| BAPTIST URGENT CARE | | 44 | 4 | 8% | 48 |

COVID-19: testing by laboratory

Data through Apr 6, 2021 verified as of Apr 7, 2021 at 09:25 AM

Data in this report are provisional and subject to change.

The numbers in the table below represent the number of Florida and non-Florida residents for whom test results were received by the Department of Health. A person can be tested by more than one laboratory and can have both positive and negative results. **Therefore, the sum of the numbers in each column will be larger than the total number of people tested.**

| Reporting lab | Inconclusive | Negative | Positive | Percent positive | Total |
|--|--------------|----------|----------|------------------|-------|
| OCOEE PEDIATRICS | | 41 | 7 | 15% | 48 |
| FHMG_CTR FOR SENIOR HEALTH | | 43 | 5 | 10% | 48 |
| THE TERRACE OF JACKSONVILLE | | 3 | 45 | 94% | 48 |
| PREMIER MEDICAL ASSOCIATES | | 46 | 2 | 4% | 48 |
| INTERLAB | | 1 | 46 | 98% | 47 |
| ISLAND URGENT CARE PLLC | | 44 | 3 | 6% | 47 |
| CAPE REGIONAL MEDICAL CENTER | | 45 | 2 | 4% | 47 |
| MOBILE DOC FL, LLC | | 29 | 18 | 38% | 47 |
| COMPLETE HOME CARE OF THE PALM BEACHES LLC | | 43 | 4 | 9% | 47 |
| HERNANDO ENDOSCOPY AND SURGERY CENTER | | 36 | 11 | 23% | 47 |
| NAVARRE GARDENS | | 41 | 6 | 13% | 47 |
| MARIANNA HEALTH AND REHABILITATION CENTER | | 46 | 1 | 2% | 47 |
| ORLANDO CLINICAL RESEARCH CENTER | | 44 | 3 | 6% | 47 |
| NIGHT LITE PEDIATRICS CENTER LLC | | 10 | 37 | 79% | 47 |
| ADVENT HEALTH - LAKE WALES | | 35 | 12 | 26% | 47 |
| Citymd Of Toms River | | 41 | 6 | 13% | 47 |
| Bon Secours Maria Manor | | 42 | 5 | 11% | 47 |
| GRAMERCY PARK URGENT CARE | | 44 | 2 | 4% | 46 |
| WINTER GARDEN REHAB AND NURSING CENTER | | 42 | 4 | 9% | 46 |
| EMED LABS, LLC | 3 | 43 | | | 46 |
| EAST MANATEE FAMILY | 1 | 1 | 44 | 96% | 46 |
| KAPG ST AUGUSTINE SENIOR HOUSING OPCO LLC | | 37 | 9 | 20% | 46 |
| WG EVERGREEN WOODS SH LLC | | 46 | | | 46 |
| NORTH FLORIDA / SOUTH GEORGIA VETERANS HEALTH SYSTEM | | 1 | 45 | 98% | 46 |
| PATRICK MANOR INCORPORATED | | 46 | | | 46 |
| CARE 4 U MANAGEMENT, INC | | | 46 | 100% | 46 |
| Guardian Care Nursing and Rehabilitation Center | | 46 | | | 46 |
| CITYMD OF MANAHAWKIN | | 44 | 2 | 4% | 46 |
| COLLIER BLVD HMA PHYSICIAN MANAGEMENT LLC | | 46 | | | 46 |
| LIGHTHOUSE PEDIATRICS OF NAPLES | | 42 | 4 | 9% | 46 |
| H LEE MOFFITT CANCER CENTER MICRO | | 46 | | | 46 |
| HARTFORD HEALTH SERVICES LLC | | 46 | | | 46 |
| JFK MEDICAL CENTER NORTH LAB | | 1 | 45 | 98% | 46 |
| TRICORE REF LABS - UNIV OF NM | | 46 | | | 46 |
| PREMIER PLACE HEALTHCARE AT THE GLENVIEW | | 46 | | | 46 |
| POINTE AT NEW PORT PLACE,THE | | 46 | | | 46 |
| ADVENT HEALTH MEDICAL GROUP OB GYN AT | | 40 | 6 | 13% | 46 |
| PINES NURSING HOME | | 44 | 2 | 4% | 46 |
| FAMILY EXTENDED CARE OF WINTER HAVEN | | 44 | 2 | 4% | 46 |
| BD MEDICAL SYSTEMS | | 43 | 2 | 4% | 45 |
| MINUTECLINIC, LLC | | 39 | 6 | 13% | 45 |
| ALLIANCE OF PHYSICIANS AGAINST COVID-19 | | | 45 | 100% | 45 |
| REDI-MED WALK-IN FAMILY CARE | | | 45 | 100% | 45 |
| ADVENTHEALTH MEDICAL GROUP FAMILY MEDICINE | | 40 | 5 | 11% | 45 |
| COLLIER URGENT CARE CENTERS | | 44 | 1 | 2% | 45 |
| NEOGENOMICS LABORATORIES INC | | 45 | | | 45 |

COVID-19: testing by laboratory

Data through Apr 6, 2021 verified as of Apr 7, 2021 at 09:25 AM

Data in this report are provisional and subject to change.

The numbers in the table below represent the number of Florida and non-Florida residents for whom test results were received by the Department of Health. A person can be tested by more than one laboratory and can have both positive and negative results. **Therefore, the sum of the numbers in each column will be larger than the total number of people tested.**

| Reporting lab | Inconclusive | Negative | Positive | Percent positive | Total |
|---|--------------|----------|----------|------------------|-------|
| LUTHERAN HAVEN EXTENDED CONGREGATE CAR | | 45 | | | 45 |
| COASTAL LABORATORIES OF FLORIDA | | 40 | 5 | 11% | 45 |
| HOLY NAME HOSPITAL LABORATORY | | 43 | 2 | 4% | 45 |
| 1ST PRIORITY LAB SERVICES | | 39 | 6 | 13% | 45 |
| NORTH FLORIDA PHARMACY | | 41 | 4 | 9% | 45 |
| NEXT MOLECULAR ANALYTICS | | 14 | 31 | 69% | 45 |
| BRP SH OPCO LLC | | 45 | | | 45 |
| HIGHLANDS COUNTY FIRE RESCUE | | 45 | | | 45 |
| STUART URGENT CARE | | | 45 | 100% | 45 |
| OPTUMCARE SOUTH FLORIDA, LLC | | 38 | 7 | 16% | 45 |
| LINCOLN DIAGNOSTIC LAB | | 43 | 2 | 4% | 45 |
| ST JOSEPHS HOSPITAL SOUTH HOSPITAL | | | 45 | 100% | 45 |
| VIP WALK IN CLINIC | | 23 | 22 | 49% | 45 |
| PANCARE HEALTH - BAY COUNTY - YOUNGSTOWN | | 40 | 5 | 11% | 45 |
| SAN CARLOS PHARMACY | | 39 | 6 | 13% | 45 |
| SOUTHPORT SQUARE HARBOUR HEALTH | | 45 | | | 45 |
| CITY OF CAPE CORAL | | 35 | 10 | 22% | 45 |
| ADVANCE URGENT CARE CENTER, LLC | | 4 | 41 | 91% | 45 |
| LAKE SHERIFF | | 38 | 7 | 16% | 45 |
| LPG PULMONOLOGY-COCONUT POINT | | 38 | 7 | 16% | 45 |
| LARA HEALTH AND WELLNESS CENTER LLC | | 45 | | | 45 |
| FLORIDA HOSPITAL | | 28 | 16 | 36% | 44 |
| ROYAL PALM SENIOR RESIDENCE | | 44 | | | 44 |
| PREMISE HEALTH MIA | | 6 | 38 | 86% | 44 |
| RADIOLOGY ASSOCIATES OF VENICE AND ENGLEWOOD | | 42 | 2 | 5% | 44 |
| PEDIATRICS OF CENTRAL FLORIDA – SAINT CLOUD | 2 | 40 | 2 | 5% | 44 |
| PLAINVIEW URGENT CARE | | 41 | 3 | 7% | 44 |
| PRINCETON VILLAGE | | 40 | 4 | 9% | 44 |
| NEWPATH DIAGNOSTICS | | 36 | 8 | 18% | 44 |
| WALGREENS 3145 | | 41 | 3 | 7% | 44 |
| LYSTER ACH FT RUCKER AL | | 41 | 3 | 7% | 44 |
| UNION MEDICAL CARE PLLC | | 43 | 1 | 2% | 44 |
| TGH URGENT CARE - RIVERVIEW | | | 44 | 100% | 44 |
| CDR MAGUIRE - MIAMI BEACH CC MISSION 17388 | | 2 | 42 | 95% | 44 |
| Gulf Shore Care Center | | 39 | 5 | 11% | 44 |
| ASHTON PLACE | 3 | 37 | 4 | 9% | 44 |
| IMMEDIATE CARE PA | | 40 | 4 | 9% | 44 |
| TRIPLE O MEDICAL SERVICES INC | | 41 | 3 | 7% | 44 |
| CAMP BOGGY CREEK | | 44 | | | 44 |
| THE MERIDIAN AT BOCA RATON | 1 | 43 | | | 44 |
| CITY OF OCALA EMPLOYEE HEALTH AND WELLNESS CENTER | | 38 | 6 | 14% | 44 |
| EC OPCO TIMBERLIN PARC LLC | | 43 | | | 43 |
| WOLFF CTR FOR CHILD & ADOLESCENT HEALTH PLLC,THE | | 26 | 17 | 40% | 43 |
| BROOKDALE CANOPY OAKS | | 11 | 32 | 74% | 43 |
| CAREATC | | | 43 | 100% | 43 |
| FIRST CHOICE URGENT CARE | | 12 | 31 | 72% | 43 |

COVID-19: testing by laboratory

Data through Apr 6, 2021 verified as of Apr 7, 2021 at 09:25 AM

Data in this report are provisional and subject to change.

The numbers in the table below represent the number of Florida and non-Florida residents for whom test results were received by the Department of Health. A person can be tested by more than one laboratory and can have both positive and negative results. **Therefore, the sum of the numbers in each column will be larger than the total number of people tested.**

| Reporting lab | Inconclusive | Negative | Positive | Percent positive | Total |
|--|--------------|----------|----------|------------------|-------|
| DUVAL PHARMACY | | 32 | 11 | 26% | 43 |
| PINELLAS INTERNAL MEDICINE ASSOCIATES | 1 | 39 | 3 | 7% | 43 |
| EAST CENTRAL FLORIDA OUTPATIENT IMAGING | | 31 | 12 | 28% | 43 |
| University Hills health and Rehabilitation | | 33 | 10 | 23% | 43 |
| LAKE MARY KIDS CENTRA CARE | | 33 | 10 | 23% | 43 |
| LOURDES HOSPITAL INC | | 41 | 2 | 5% | 43 |
| ST JUDE LABORATORIES | | 40 | 3 | 7% | 43 |
| LPG PRIMARY CARE AT PINE ISLAND | | 36 | 7 | 16% | 43 |
| ENCOMPASS HEALTH REHABILITATION HOSPITAL | | 43 | | | 43 |
| BRANCH MEDICAL CLINIC | | | 43 | 100% | 43 |
| AVALON PARK RETIREMENT RESIDENCE | | 41 | 2 | 5% | 43 |
| MAIMONIDES-SHALOM ACADEMY, INC | | 41 | 1 | 2% | 42 |
| KIVA AT CANTERBURY | | 25 | 17 | 40% | 42 |
| CVS MINUTE CLINIC DIAGNOSTIC OF NORTH CAROL | | 36 | 6 | 14% | 42 |
| CLINICAL LABORATORY | | 42 | | | 42 |
| ADVENT HEALTH - FOUR CORNERS ER | | 32 | 10 | 24% | 42 |
| LONGLEAF DIAGNOSTIC LABORATORIES | | 13 | 29 | 69% | 42 |
| PACIFICA SENIOR LIVING OCALA | | 37 | 5 | 12% | 42 |
| GREENSBORO PATHOLOGY LLC | | 32 | 10 | 24% | 42 |
| BENTON HOUSE OF ST. JOHNS | | 40 | 2 | 5% | 42 |
| URGENT CARE & WELLNESS CENTER | | 10 | 32 | 76% | 42 |
| Atlantic Shore Nursing and Rehab | | 42 | | | 42 |
| URGENT CARE USA LLC | | 2 | 40 | 95% | 42 |
| MINUTECLINIC DIAGNOSTIC OF NORTH CAROLINA | | 41 | 1 | 2% | 42 |
| ATRIA WILLOW WOOD | | 40 | 2 | 5% | 42 |
| ROADS PEDIATRICS,LLC | | 39 | 2 | 5% | 41 |
| CITRUS COUNTY HEALTH DEPARTMENT | | 35 | 6 | 15% | 41 |
| PROFESSIONAL PEDIATRICS | | 39 | 2 | 5% | 41 |
| PEDIATRICS OF CENTRAL FLORIDA KISSI | | 33 | 8 | 20% | 41 |
| WHITE-WILSON MEDICAL CENTER | | 30 | 11 | 27% | 41 |
| FLORIDA HOSPITAL NEW SMYRNA | | 4 | 37 | 90% | 41 |
| NORTHWELL HEALTH PLAINVIEW HOSPITAL LABORATORY | | 32 | 9 | 22% | 41 |
| THE MEDICAL GROUP OF SOUTH FLORIDA INC | | 36 | 5 | 12% | 41 |
| JOHN D ARCHBOLD MEMORIAL HOSPITAL | | 40 | 1 | 2% | 41 |
| BRONX LEBANON HOSPITAL-MEDICAL CENTER | | 37 | 4 | 10% | 41 |
| CROSSROADS URGENT CARE | | 26 | 15 | 37% | 41 |
| LEE MEMORIAL HEALTH SYSTEM D/B/A LEE COMMUNITY | | 38 | 3 | 7% | 41 |
| NORTH CAROLINA DEPARTMENT OF HEALTH & HUMAN SERVICES | 1 | | 40 | 98% | 41 |
| A & R RESEARCH GROUP | | 35 | 6 | 15% | 41 |
| UNIVERSITY OF ALABAMA | | 38 | 3 | 7% | 41 |
| EASTERN SHORE URGENT CARE | | 30 | 11 | 27% | 41 |
| MINUTECLINIC DIAGNOSTIC MEDICAL GROUP | | 38 | 3 | 7% | 41 |
| IMA MEDICAL GROUP POINCIANA | | 18 | 23 | 56% | 41 |
| STAT ONE URGENT CARE CENTER | | 2 | 39 | 95% | 41 |
| MID-FLORIDA PATHOLOGY, LLC | | 33 | 8 | 20% | 41 |
| ENCOMPASS HEALTH REHABILITATION HOSPITAL OF SARASOTA | | 40 | | | 40 |

COVID-19: testing by laboratory

Data through Apr 6, 2021 verified as of Apr 7, 2021 at 09:25 AM

Data in this report are provisional and subject to change.

The numbers in the table below represent the number of Florida and non-Florida residents for whom test results were received by the Department of Health. A person can be tested by more than one laboratory and can have both positive and negative results. **Therefore, the sum of the numbers in each column will be larger than the total number of people tested.**

| Reporting lab | Inconclusive | Negative | Positive | Percent positive | Total |
|---|--------------|----------|----------|------------------|-------|
| PRIDE DIAGNOSTICS | | 24 | 16 | 40% | 40 |
| SOMA MEDICAL CENTER PA #3 | | 5 | 35 | 88% | 40 |
| SIDDH INC DBA SAN CARLOS PHARMACY | | 37 | 3 | 8% | 40 |
| GOLFCREST HEALTHCARE CENTER | | 40 | | | 40 |
| D W MCMILLAN MEMORIAL HOSPITAL | | 29 | 11 | 28% | 40 |
| MINUTECLINIC DIAGNOSTIC OF LOUISIANA | | 37 | 3 | 8% | 40 |
| CAPITAL REGIONAL MEDICAL CENTER | | 2 | 38 | 95% | 40 |
| ST JOSEPHS CHILDRENS OUTREACH | | | 40 | 100% | 40 |
| GRAND VILLA OF DEL RAY WEST | | 37 | 3 | 8% | 40 |
| CLINICAL PATHOLOGY LABORATORIES, INC | | 40 | | | 40 |
| M&V SAN JOSE MEDICAL CENTER | | | 40 | 100% | 40 |
| STETSON UNIVERSITY STUDENT HEALTH CENTER | | 3 | 37 | 93% | 40 |
| ADULT MEDICINE OF LAKE COUNTY INC | | | 40 | 100% | 40 |
| SUNSHINE ASSISTED LIVING | | 40 | | | 40 |
| THORNBURG PEDIATRICS | | 38 | 2 | 5% | 40 |
| SMS DO PA | | 35 | 5 | 13% | 40 |
| ADVENT HEALTH CENTRA CARE - LAKE LAND | | 30 | 10 | 25% | 40 |
| MAKO MEDICAL | | 21 | 19 | 48% | 40 |
| BULLS HEAD URGENT CARE | | 37 | 2 | 5% | 39 |
| MEDEX MEDICAL EXPRESS OF PALATKA LLC | | | 39 | 100% | 39 |
| BAY COUNTY JAIL ANNEX | | 34 | 5 | 13% | 39 |
| LAKE INTERNAL MEDICINE ASSOCIATES PA | | 32 | 7 | 18% | 39 |
| ARCPOINT LABS OF WEST PALM BEACH | | 4 | 35 | 90% | 39 |
| WG BAYPOINT VILLAGE SH LLC | | 38 | 1 | 3% | 39 |
| TANVIR H SHAGAR NP | | 33 | 6 | 15% | 39 |
| BIOFIRE | | 7 | 32 | 82% | 39 |
| MAIN STREET MEDICAL CENTER OF CRESTVIEW PA | | 20 | 19 | 49% | 39 |
| BROOKDALE BRANDON | 1 | 38 | | | 39 |
| CLINICAL RESEARCH SEQUENCING PLATFORM | | 8 | 31 | 79% | 39 |
| PERSONAL PEDIATRICS PA | | 36 | 3 | 8% | 39 |
| Rehabilitation Center of the Palm Beaches | | 39 | | | 39 |
| CEDAR CREEK AT KINGS BAY INC | | 39 | | | 39 |
| FLORIDA MEDICAL CLINIC - MULTI SPECIALTY CAMPUS | | 19 | 20 | 51% | 39 |
| GENEXPERT | | | 39 | 100% | 39 |
| BOND CLINIC, PA | | 9 | 30 | 77% | 39 |
| JUNIPER VILLAGE AT CAPE CORAL | | 34 | 5 | 13% | 39 |
| CONCENTRA - FT LAUDERDALE - COMMERCIAL BLVD | | 39 | | | 39 |
| CORRECTIONAL MEDICAL GROUP | | 27 | 12 | 31% | 39 |
| BAYSHORE PATHOLOGY CONSULTANTS PA | | 37 | 2 | 5% | 39 |
| ORLANDO HEALTH PRIMARY CARE PEDIATRICS | | 38 | 1 | 3% | 39 |
| GUYAN VALLEY WELLNESS CENTER | | 32 | 7 | 18% | 39 |
| LAKE COUNTY SCHOOLS EMPLOYEE HEALTH CENTER | | 27 | 11 | 29% | 38 |
| PALM POINT BEHAVIORAL HEALTH | | 38 | | | 38 |
| ANDALUSIA HEALTH | | 21 | 17 | 45% | 38 |
| CCRC @ SUNFLOWER LLC | | 35 | 3 | 8% | 38 |
| MULBERRY'S MOBILE PROVIDER SERVICES LLC | | 23 | 15 | 39% | 38 |

COVID-19: testing by laboratory

Data through Apr 6, 2021 verified as of Apr 7, 2021 at 09:25 AM

Data in this report are provisional and subject to change.

The numbers in the table below represent the number of Florida and non-Florida residents for whom test results were received by the Department of Health. A person can be tested by more than one laboratory and can have both positive and negative results. **Therefore, the sum of the numbers in each column will be larger than the total number of people tested.**

| Reporting lab | Inconclusive | Negative | Positive | Percent positive | Total |
|--|--------------|----------|----------|------------------|-------|
| TAYLORVILLE FAMILY MEDICINE | | 31 | 7 | 18% | 38 |
| THE LODGE AND REHABILITATION CENTER | | 23 | 15 | 39% | 38 |
| ATRIA SAN PABLO | | 36 | 2 | 5% | 38 |
| STEWART MEDICAL GROUP, INC | | 21 | 17 | 45% | 38 |
| VETERANS AFFAIRS MEDICAL CENTER - NEW YORK HARBOR | | 36 | 2 | 5% | 38 |
| HOMEWOOD RESIDENCE AT FREEDOM PLAZA | | 37 | 1 | 3% | 38 |
| ORLANDO ORTHOPAEDIC OUTPATIENT SURGERY CENTER | | 32 | 6 | 16% | 38 |
| FLORIDA DEPARMENT OF HEALTH CLAY COUNTY | | 25 | 13 | 34% | 38 |
| ISLAMORADA VILLAGE OF ISLANDS FIRE RESCUE | | 36 | 2 | 5% | 38 |
| NIGHT LITE PEDIATRIC CENTER | | 10 | 28 | 74% | 38 |
| WALGREENS #04809 | | 31 | 7 | 18% | 38 |
| TRINITY URGENT CARE | | 30 | 8 | 21% | 38 |
| MOLECULAR DIAGNOSTICS | | 5 | 33 | 87% | 38 |
| Life Care Center of Citrus County | | 37 | 1 | 3% | 38 |
| AUTUMN OF SARASOTA | | 12 | 26 | 68% | 38 |
| LMH SKILLED NURSING UNIT | | 38 | | | 38 |
| HOLZER HEALTH CENTER | | 5 | 32 | 86% | 37 |
| HOLLISMED LLC | | 35 | 2 | 5% | 37 |
| Grand Villa of Clearwater | | 35 | 2 | 5% | 37 |
| THE PALMS PHARMACY, INC | | 34 | 3 | 8% | 37 |
| PATHOGENIUS LABORATORIES | | 30 | 7 | 19% | 37 |
| CAREHERE LAKE SCHOOLS EMPLOYEE HEALTH CENTER | | 26 | 11 | 30% | 37 |
| ACCURATE DIAGNOSTIC LAB | | 35 | 2 | 5% | 37 |
| ONE MILO | | 37 | | | 37 |
| BASSETTI MEDICAL RESEARCH INC | | 29 | 8 | 22% | 37 |
| FAMILY EXTENDED CARE OF SEBRING INC | | 35 | 2 | 5% | 37 |
| ALWAYS BEST CARE SENIOR SERVICES | | 33 | 4 | 11% | 37 |
| PONCE THERAPY CARE CENTER | | 34 | 3 | 8% | 37 |
| MINUTECLINIC DIAGNOSTIC OF RHODE ISLAND, LLC #1544 | | 36 | 1 | 3% | 37 |
| GRAND VILLA OF ALTAMONTE SPRINGS | | 30 | 7 | 19% | 37 |
| INNOVATION CLINICAL TRIALS, INC | | | 37 | 100% | 37 |
| THE COLLIER AT NAPLES | | 36 | 1 | 3% | 37 |
| ALAN A SMITH MD LLC | | 34 | 3 | 8% | 37 |
| FAMILY AND INTERNAL MEDICINE AT AVALON PARK | | 33 | 4 | 11% | 37 |
| RIVERHEAD URGENT CARE | | 36 | 1 | 3% | 37 |
| HR SARASOTA OPERATOR LLC | | 25 | 12 | 32% | 37 |
| BELVEDERE COMMONS OF SUN CITY CENTER | | 37 | | | 37 |
| CONNECTICUT DEPARTMENT OF HEALTH | | 22 | 15 | 41% | 37 |
| ST AUGUSTINE PEDIATRIC ASSOC | | 33 | 4 | 11% | 37 |
| MINUTE CLINIC DIAGNOSTIC OF VIRGINIA, LLC | | 36 | | | 36 |
| WASHINGTON COUNTY HEALTH DEPARTMENT | | 24 | 12 | 33% | 36 |
| University Hospital | | 31 | 5 | 14% | 36 |
| LPG CONVENIENT CARE AT METRO | | 33 | 3 | 8% | 36 |
| PECONIC BAY MEDICAL CENTER LABORATORY | | 27 | 9 | 25% | 36 |
| MEDCOMP SCIENCES | | | 36 | 100% | 36 |
| PHYSICIAN ASSOCIATES LLC | | 26 | 10 | 28% | 36 |

COVID-19: testing by laboratory

Data through Apr 6, 2021 verified as of Apr 7, 2021 at 09:25 AM

Data in this report are provisional and subject to change.

The numbers in the table below represent the number of Florida and non-Florida residents for whom test results were received by the Department of Health. A person can be tested by more than one laboratory and can have both positive and negative results. **Therefore, the sum of the numbers in each column will be larger than the total number of people tested.**

| Reporting lab | Inconclusive | Negative | Positive | Percent positive | Total |
|--|--------------|----------|----------|------------------|-------|
| RESIDENTIAL PLAZA AT BLUE LAGOON INC | | 32 | 4 | 11% | 36 |
| DCH REGIONAL MEDICAL CENTER LABORATORY | | 35 | 1 | 3% | 36 |
| DAVENPORT PEDIATRICS CLERMONT PA | | 32 | 4 | 11% | 36 |
| CLEARWATER PAIN MANAGEMENT ASSOCIATES | | 34 | 2 | 6% | 36 |
| Kensington Gardens | | 36 | | | 36 |
| PATHGROUP | | 9 | 27 | 75% | 36 |
| CENTRAL FLORIDA HEALTH CARE INC WAUCHULA SITE 2 | | 29 | 7 | 19% | 36 |
| BVL/LITTLE ANGEL PEDIATRICS | | 36 | | | 36 |
| HARMONY HEALTH OPCO, LLC | | 15 | 21 | 58% | 36 |
| GRAND VILLA OF ST. PETERSBURG | | 34 | 2 | 6% | 36 |
| WINDSOR WOODS REHAB & HEALTHCARE CTR | | 35 | 1 | 3% | 36 |
| UNION MEDICAL CARE | | 35 | | | 35 |
| BAY STREET PHARMACY | | 33 | 2 | 6% | 35 |
| ISLAND LAKE CENTER | | 14 | 21 | 60% | 35 |
| P23 LABS | | 35 | | | 35 |
| VIKOR SCIENTIFIC | | 5 | 30 | 86% | 35 |
| FLORIDA PRESBYTERIAN HOMES INC | | 33 | 2 | 6% | 35 |
| WUESTHOFF MEMORIAL HOSPITAL | | | 35 | 100% | 35 |
| IRL | | 4 | 31 | 89% | 35 |
| GRAND VILLA OF NEW PORT RICHEY | | 28 | 7 | 20% | 35 |
| NCHD | | 21 | 14 | 40% | 35 |
| NEUROINTERNATIONAL SARASOTA | | 32 | 3 | 9% | 35 |
| BOCA TOXICOLOGY LLC | | 33 | 2 | 6% | 35 |
| ALABAMA CLINICS | | 19 | 16 | 46% | 35 |
| COLLIER HMA PHYSICIAN MANAGEMENT LLC | | 27 | 8 | 23% | 35 |
| MAINSTREET FAMILY URGENT CARE | | 1 | 34 | 97% | 35 |
| MINUTECLINIC DIAGNOSTIC OF MICHIGAN | | 32 | 3 | 9% | 35 |
| UNIVERSITY BEHAVIORAL CENTER | | 35 | | | 35 |
| LEE MEMORIAL HEALTH SYSTEM | | 31 | 4 | 11% | 35 |
| ADVENT HEALTH - FISH MEMORIAL | | 2 | 33 | 94% | 35 |
| HARBORCHASE OF WELLINGTON CROSSING | | 33 | 2 | 6% | 35 |
| WALK IN MEDICAL URGENT CARE | | 35 | | | 35 |
| ST. MARYS MEDICAL CENTER | | 1 | 34 | 97% | 35 |
| ST LUCIE COUNTY JAIL | | 26 | 9 | 26% | 35 |
| SOUTHCOR LABORATORY | | 4 | 31 | 89% | 35 |
| CARE HERE | | 12 | 23 | 66% | 35 |
| WALGREENS COVID-19 | | 27 | 8 | 23% | 35 |
| PARKSIDE HEALTH AND REHABILITATION CENTER | | | 35 | 100% | 35 |
| ROCKLAND URGENT CARE FAMILY HEALTH NP | | 34 | 1 | 3% | 35 |
| WELLMED AT NEW TAMPA | | 25 | 10 | 29% | 35 |
| FLORIDA PEDIATRIC GROUP PA | | 28 | 7 | 20% | 35 |
| POARCH BANC CREEK INDIANS TRIBAL HEALTH DEPARTMENT | | | 35 | 100% | 35 |
| BENTON HOUSE OF CLERMONT | | 35 | | | 35 |
| FHMG-FLORIDA HOSPITAL MEDICAL GROUP | | 25 | 10 | 29% | 35 |
| FORT CAROLINE GARDENS, INC | | 32 | 2 | 6% | 34 |
| LONG TERM CARE OF GULF BREEZE LLC | | 30 | 4 | 12% | 34 |

COVID-19: testing by laboratory

Data through Apr 6, 2021 verified as of Apr 7, 2021 at 09:25 AM

Data in this report are provisional and subject to change.

The numbers in the table below represent the number of Florida and non-Florida residents for whom test results were received by the Department of Health. A person can be tested by more than one laboratory and can have both positive and negative results. **Therefore, the sum of the numbers in each column will be larger than the total number of people tested.**

| Reporting lab | Inconclusive | Negative | Positive | Percent positive | Total |
|---|--------------|----------|----------|------------------|-------|
| Heritage Park Care and Rehabilitation | | 34 | | | 34 |
| PARAMOUNT WALK-IN CLINIC | | 1 | 33 | 97% | 34 |
| TUSCAN GARDENS OF DELRAY BEACH MANAGEMENT COMPANY, | | 34 | | | 34 |
| REDI-MED WALK IN FAMILY CLINIC | | | 34 | 100% | 34 |
| SOUTHWEST LABS | | 34 | | | 34 |
| TRADITIONAL HOME CARE INC | | 33 | 1 | 3% | 34 |
| GROWING TOGETHER PEDIATRICS, LLC | | 30 | 4 | 12% | 34 |
| RASHDA ALBIBI M.D. P.A. | | 31 | 3 | 9% | 34 |
| MINUTE CLINIC LLC #2216 | | 32 | 2 | 6% | 34 |
| METRO KNOXVILLE HMA | | 25 | 9 | 26% | 34 |
| JACKSON HEALTH SYSTEM | | 2 | 32 | 94% | 34 |
| THE SPRINGS OF PARC HILL | | 33 | 1 | 3% | 34 |
| GULFSIDE HOSPICE INC | | 31 | 3 | 9% | 34 |
| JAMAICA HOSPITAL MEDICAL CENTER | | 30 | 4 | 12% | 34 |
| PORT SAINT JOHN FAMILY PRACTICE | | 21 | 13 | 38% | 34 |
| JUPITER MEDICAL CENTER PHYSICIANS GROUP, INC | | 30 | 4 | 12% | 34 |
| CITRUS CARE CLINIC | | | 34 | 100% | 34 |
| MIDDLETOWN MEDICAL P C | | 24 | 10 | 29% | 34 |
| COMMUNITY MEDICAL CARE CENTER INC | | | 34 | 100% | 34 |
| FLAGLER HOSPITAL INC | 2 | | 32 | 94% | 34 |
| AYERS NURSING AND REHABILITATION CENTER | | 34 | | | 34 |
| EP MEDICAL EQUIPMENT PHARMACY | | 30 | 4 | 12% | 34 |
| ARTHREX MEDICAL CENTER EAST | | 25 | 9 | 26% | 34 |
| SOUTHEASTERN OUTPATIENT SURGERY CENTER | | 31 | 3 | 9% | 34 |
| NIGHT LITE PEDIATRICS URGENT CARE CENTER | | | 33 | 100% | 33 |
| ADVENTHEALTH MEDICAL GROUP FAMILY & INTERNAL | | 14 | 19 | 58% | 33 |
| BOND CLINIC | | 3 | 30 | 91% | 33 |
| VILLA COURT LLC | | 33 | | | 33 |
| WESTWOOD NURSING AND REHABILITATION | | 28 | 5 | 15% | 33 |
| PM PEDIATRICS | | 31 | 2 | 6% | 33 |
| LONG BEACH URGENT CARE | | 33 | | | 33 |
| Consulate Health Care of Orange Park | | 27 | 6 | 18% | 33 |
| ENCOMPASS HEALTH REHABILITATION HOSPITAL OF PANAMA CITY | | 28 | 5 | 15% | 33 |
| EVERLYWELL | | 19 | 14 | 42% | 33 |
| SANFORD MOBILE LAB PGA TOUR | | 32 | 1 | 3% | 33 |
| SUNSHINE PEDIATRICS OF CENTRAL FLORIDA PL | | 30 | 3 | 9% | 33 |
| PHOSPHORUS DIAGNOSTICS | | 27 | 6 | 18% | 33 |
| FLORIDA DEPARTMENT OF HEALTH IN MONROE COUNTY | | 27 | 6 | 18% | 33 |
| AHMG SURGICAL SPECIALIST | | 33 | | | 33 |
| GREENRIDGE GROUP HOME | 3 | 11 | 19 | 58% | 33 |
| VETERANS HOME | | 1 | 32 | 97% | 33 |
| AMMON ANALYTICAL LABORATORIES | | 29 | 4 | 12% | 33 |
| AHSE ROP | | 32 | 1 | 3% | 33 |
| AMBRY GENETICS CORPORATION | 23 | 10 | | | 33 |
| VETERAN AFFAIRS MEDICAL CENTER - JAMES J PETERS | | 30 | 3 | 9% | 33 |
| CORAL HOUSE ASSISTED LIVING COMMUNITY LLC | | 33 | | | 33 |

COVID-19: testing by laboratory

Data through Apr 6, 2021 verified as of Apr 7, 2021 at 09:25 AM

Data in this report are provisional and subject to change.

The numbers in the table below represent the number of Florida and non-Florida residents for whom test results were received by the Department of Health. A person can be tested by more than one laboratory and can have both positive and negative results. **Therefore, the sum of the numbers in each column will be larger than the total number of people tested.**

| Reporting lab | Inconclusive | Negative | Positive | Percent positive | Total |
|--|--------------|----------|----------|------------------|-------|
| STATEN ISLAND UNIVERSITY HOSPITAL-POUCH | | 31 | 1 | 3% | 32 |
| Heartland Health Care Center North Sarasota | | 18 | 14 | 44% | 32 |
| IPSUM DIAGNOSTICS | | 3 | 29 | 91% | 32 |
| WARDE MEDICAL LABORATORY | | 24 | 8 | 25% | 32 |
| WOMENS CARE FLORIDA LABORATORY | | 25 | 7 | 22% | 32 |
| CRESTVIEW IMMEDIATE CARE LL | | 8 | 24 | 75% | 32 |
| PASSPORT HEALTH ORLANDO | | 32 | | | 32 |
| PULSE & REMEDY LLC | | 17 | 15 | 47% | 32 |
| UNIVERSITY MEDICAL CTR OF PRINCETON AT | | 30 | 2 | 6% | 32 |
| WESTMINSTER ST AUGUSTINE | | 32 | | | 32 |
| ADVANCED URGENT CARE | | 12 | 20 | 63% | 32 |
| A AND R RESEARCH GROUP LLC | | 28 | 4 | 13% | 32 |
| OPIS COQUINA CENTER | | 32 | | | 32 |
| COLORADO DEPARTMENT OF HEALTH LABORATORY SERVICES DIVISION | | | 32 | 100% | 32 |
| MADISON POINTE CARE CENTER | | 32 | | | 32 |
| ASSISTED LIVING OF BROWARD | | 31 | | | 31 |
| CARILLON SPORTS AND FAMILY MEDICINE | | 23 | 8 | 26% | 31 |
| EASYCARE WALK-IN CLINIC | 1 | 11 | 19 | 61% | 31 |
| WELLSTAR KENNESTONE HOSPITAL | | 28 | 3 | 10% | 31 |
| EMORY CLINIC, THE | | 30 | 1 | 3% | 31 |
| HEALTH FIRST - VIERA HOSPITAL | | 1 | 30 | 97% | 31 |
| GRAND VILLA OF ORMOND BEACH | | 27 | 4 | 13% | 31 |
| DISCOVERY COMMONS AT BRADENTON | | 31 | | | 31 |
| REGENCY PARK ASSISTED LIVING FACILITY | | 29 | 2 | 6% | 31 |
| MICHAEL J D'AMBROSE MD PA | | 29 | 2 | 6% | 31 |
| MINUTECLINIC, LLC, DBA MINUTECLINIC #5 | | 28 | 3 | 10% | 31 |
| COLLIER ANESTHESIA PAIN LLC | | 31 | | | 31 |
| WALGREEN | | 21 | 10 | 32% | 31 |
| AMERICAN ESOTERIC LABORATORIES | | 15 | 16 | 52% | 31 |
| NAPHCARE, INC. | | 21 | 10 | 32% | 31 |
| PREMIER URGENT CARE CENTER LLC | | | 31 | 100% | 31 |
| OAKMONTE VILLAGE | | 30 | 1 | 3% | 31 |
| LabCorp L#09258130 M#09258125 | | 12 | 19 | 61% | 31 |
| ENT AND ALLERGY ASSOCIATES OF FLORIDA LLC | | 30 | 1 | 3% | 31 |
| ADVENTHEALTH MEDICAL GROUP FAMILY MEDICINE AT RDV | | 31 | | | 31 |
| MINUTE CLINIC, LLC DBA MINUTECLINIC #4505 | | 28 | 3 | 10% | 31 |
| UNIPATH | | 24 | 7 | 23% | 31 |
| MINUTE CLINIC DIAGNOSTIC OF SC, LLC #75 | | 29 | 2 | 6% | 31 |
| UR CARE FAMILY AND SPORTS MEDICINE | | | 31 | 100% | 31 |
| LABORATORY ALLIANCE OF CENTRAL NEW YORK | | 29 | 2 | 6% | 31 |
| ATLAN | | 26 | 5 | 16% | 31 |
| GRAND VILLA OF ENGLEWOOD | | 25 | 5 | 17% | 30 |
| CENTER ONE SURGERY CENTER | | 24 | 6 | 20% | 30 |
| WILLAMETTE VALLEY TOXICOLOGY LLC | | 28 | 2 | 7% | 30 |
| SANITAS | | 4 | 26 | 87% | 30 |
| THE TERRACE AT IVY ACRES ALF | | 11 | 19 | 63% | 30 |

COVID-19: testing by laboratory

Data through Apr 6, 2021 verified as of Apr 7, 2021 at 09:25 AM

Data in this report are provisional and subject to change.

The numbers in the table below represent the number of Florida and non-Florida residents for whom test results were received by the Department of Health. A person can be tested by more than one laboratory and can have both positive and negative results. **Therefore, the sum of the numbers in each column will be larger than the total number of people tested.**

| Reporting lab | Inconclusive | Negative | Positive | Percent positive | Total |
|--|--------------|----------|----------|------------------|-------|
| ACCESS 365 URGENT CARE | | 9 | 21 | 70% | 30 |
| NORTH PINELLAS CHILDRENS MEDICAL CENTER | | | 30 | 100% | 30 |
| PINELLAS PARK FIRE DEPARTMENT | | 30 | | | 30 |
| MARTHA'S HOUSE & ASSISTED LIVING FACILITY | | 30 | | | 30 |
| CLINCLOUD, LLC | | | 30 | 100% | 30 |
| COUNTY OF LOS ANGELES | | | 30 | 100% | 30 |
| CHIPOLA MEDICAL ASSOCIATES | | 10 | 20 | 67% | 30 |
| CAREATC INC BRANDON | 3 | 24 | 3 | 10% | 30 |
| CIGNA PBSO WEST PALM | | | 30 | 100% | 30 |
| HERITAGE WATERSIDE | | 27 | 3 | 10% | 30 |
| MAGNOLIA DIAGNOSTICS, LLC | | 3 | 27 | 90% | 30 |
| AMEERAH LABS | | | 30 | 100% | 30 |
| ADVENT HEALTH PRIMARY CARE PLUS, WINTER GARDEN | | 26 | 4 | 13% | 30 |
| Wiregrass Rehabilitation Center and Nursing Home | | 28 | 2 | 7% | 30 |
| MARYLAND DEPARTMENT OF HEALTH | | | 30 | 100% | 30 |
| FAST PACE MEDICAL CLINIC | | 26 | 4 | 13% | 30 |
| PERDIDO URGENT CARE | | 1 | 29 | 97% | 30 |
| FLORIDA ENDOSCOPY & SURGERY CTR LLC | | 30 | | | 30 |
| COLORADO DEPARTMENT OF PUBLIC HEALTH AND ENVIRONMENT | | | 30 | 100% | 30 |
| BOCA BIOLISTIC REFERENCE LAB | | | 30 | 100% | 30 |
| CARDIOLOGY AND MEDICINE ASSOCIATES INC | | 29 | 1 | 3% | 30 |
| FORT VALLEY STATE UNIVERSITY | | 29 | 1 | 3% | 30 |
| NURSES HELPING HANDS INC ALF | | 30 | | | 30 |
| OAK HARBOR ASSISTED LIVING FACILITY | | 27 | 3 | 10% | 30 |
| WEINBERG VILLAGE | | 29 | 1 | 3% | 30 |
| STUART REHABILITATION AND HEALTHCARE | | 14 | 16 | 53% | 30 |
| LAKE MARY - STIRLING CENTER SUITE 202 | | | 30 | 100% | 30 |
| Okeechobee Health Care Facility | | 16 | 14 | 47% | 30 |
| MINUTE CLINIC DIAGNOSTIC OF VIRGINIA | | 23 | 7 | 23% | 30 |
| HUNTINGTON STATION URGENT CARE | | 29 | 1 | 3% | 30 |
| PALMS, THE | | 29 | | | 29 |
| MEDEXPRESS URGENT CARE WEST TAMPA | | | 29 | 100% | 29 |
| RESIDENCE AT BAY VUE | | 27 | 2 | 7% | 29 |
| STEWART MELBOURNE HOSPITAL | | | 29 | 100% | 29 |
| RENAISSANCE SENIOR LIVING | 1 | 28 | | | 29 |
| Grand Villa of Deerfield Beach | | 27 | 2 | 7% | 29 |
| SUNTREE INTERNAL MEDICINE | | 29 | | | 29 |
| CHILDREN'S MEDICAL CENTER | | | 29 | 100% | 29 |
| FAMILY CARE PARTNERS URGENT CARE LLC | | 23 | 6 | 21% | 29 |
| STEINHATCHEE DRUGS | | 23 | 6 | 21% | 29 |
| REOPEN DIAGNOSTICS | | | 29 | 100% | 29 |
| ROBERT H JENKINS JR VETERANS' DOMICILIARY HOME OF | | 26 | 3 | 10% | 29 |
| BAPTIST PRIMARY BLACK CREEK SOUTH | | | 29 | 100% | 29 |
| LEE PHYSICIAN GROUP COLLEGE POINT | | 29 | | | 29 |
| PALM GARDEN OF JACKSONVILLE | | 27 | 2 | 7% | 29 |
| SYNIVERSE WELLNESS CENTER | | 25 | 4 | 14% | 29 |

COVID-19: testing by laboratory

Data through Apr 6, 2021 verified as of Apr 7, 2021 at 09:25 AM

Data in this report are provisional and subject to change.

The numbers in the table below represent the number of Florida and non-Florida residents for whom test results were received by the Department of Health. A person can be tested by more than one laboratory and can have both positive and negative results. **Therefore, the sum of the numbers in each column will be larger than the total number of people tested.**

| Reporting lab | Inconclusive | Negative | Positive | Percent positive | Total |
|---|--------------|----------|----------|------------------|-------|
| P4CLINICAL | 3 | 2 | 24 | 83% | 29 |
| NEMOURS CHILDRENS CLINIC | | 22 | 7 | 24% | 29 |
| PANCARE HEALTH - BONIFAY K-8 | | | 29 | 100% | 29 |
| DUVAL COUNTY HEALTH DEPARTMENT | | 29 | | | 29 |
| UNIVERSITY OF ILLINOIS VETERINARY DIAG | 1 | 27 | 1 | 3% | 29 |
| UCLA HEALTHCARE CLINICAL LABS | | 23 | 6 | 21% | 29 |
| STATCARE URGENT & WALK IN MEDICAL CARE | | 26 | 3 | 10% | 29 |
| DAVID LAWRENCE CENTER | | 25 | 4 | 14% | 29 |
| INTERIM HEALTHCARE OF NORTHWEST FLORIDA INC | | 27 | 2 | 7% | 29 |
| CLEARWATER EMPLOYEE HEALTH CLINIC | | 13 | 16 | 55% | 29 |
| CAPE CORAL HOSPITAL ABG LABORATORY | | 16 | 13 | 45% | 29 |
| WEISS PEDIATRIC CARE LLC | | 16 | 13 | 45% | 29 |
| ST PETER'S BENDER LABORATORY | | 28 | 1 | 3% | 29 |
| CDC | | 17 | 12 | 41% | 29 |
| PRO HEALTH HARMONY | | 29 | | | 29 |
| UNIV OF ROCHESTER-STRONG MEMORIAL HOSP | | 28 | 1 | 3% | 29 |
| CERON PEDIATRICS & INTEGRATIVE MEDICIN | | 29 | | | 29 |
| MIGUEL E TREVINO MD PA | | 25 | 4 | 14% | 29 |
| COMPREHENSIVE CHILDCARE | | 23 | 6 | 21% | 29 |
| BROOKWOOD BAPTIST MEDICAL CENTER | | 27 | 1 | 4% | 28 |
| JOSEF SCHENKER MD PC DBA CENTERS URGENT | | 26 | 2 | 7% | 28 |
| LAKE PLACID HEALTH AND REHABILITATION | | 1 | 27 | 96% | 28 |
| LABORATORY MEDICINE CONSULTANTS-LMC PA | | 26 | 2 | 7% | 28 |
| EDEN AT CRESTVIEW | | 12 | 16 | 57% | 28 |
| BOCA SIMON LAB | | 1 | 27 | 96% | 28 |
| Cleveland Clinic Laboratories | | 4 | 24 | 86% | 28 |
| SOUTH FLORIDA BAPTIST HOSPITAL | | | 28 | 100% | 28 |
| BROOKDALE PHILLIPPI CREEK | | | 28 | 100% | 28 |
| FAMILY CARE PARTNERS | | 18 | 10 | 36% | 28 |
| DHMD | | 28 | | | 28 |
| KEY PRIMARY CARE | | | 28 | 100% | 28 |
| MIDNIGHT MEDICINE | | | 28 | 100% | 28 |
| GRAND VILLA OF PINELLAS PARK | | 26 | 2 | 7% | 28 |
| ORLANDO FAMILY MEDICINE | | 13 | 15 | 54% | 28 |
| WEST BROWARD CARE CENTER | | 24 | 4 | 14% | 28 |
| ORANGE PEDIATRICS | | | 28 | 100% | 28 |
| ASTORIA HEALTH AND REHABILITATION CENTER | | 27 | 1 | 4% | 28 |
| GRAND LIVING AT LAKEWOOD RANCH | | 27 | 1 | 4% | 28 |
| PORT ST LUCIE HOSPITAL | | 25 | 3 | 11% | 28 |
| URGENT CARE CENTER | | | 28 | 100% | 28 |
| MINUTECLINIC DIAGNOSTIC OF RHODE ISLAND, LLC #212 | | 28 | | | 28 |
| LAKELAND NURSING AND REHABILITATION CENTER | | | 28 | 100% | 28 |
| MINUTECLINIC, LLC #08366 | | 23 | 5 | 18% | 28 |
| DOCTOR TODAY TLC LLC | | | 28 | 100% | 28 |
| ACTIVE SENIOR LIVING | | 26 | 2 | 7% | 28 |
| MARION PEDIATRICS PA | | 21 | 7 | 25% | 28 |

COVID-19: testing by laboratory

Data through Apr 6, 2021 verified as of Apr 7, 2021 at 09:25 AM

Data in this report are provisional and subject to change.

The numbers in the table below represent the number of Florida and non-Florida residents for whom test results were received by the Department of Health. A person can be tested by more than one laboratory and can have both positive and negative results. **Therefore, the sum of the numbers in each column will be larger than the total number of people tested.**

| Reporting lab | Inconclusive | Negative | Positive | Percent positive | Total |
|--|--------------|----------|----------|------------------|-------|
| Casa Mora Rehabilitation & Extended Care | | 28 | | | 28 |
| NATIONAL MENTOR HEALTHCARE LLC | | | 28 | 100% | 28 |
| FLORIDA MEDICAL CLINIC IM MLK | | 19 | 8 | 30% | 27 |
| GASTROENTEROLOGY ASSOCIATES OF PENSACOLA PA | | 23 | 4 | 15% | 27 |
| ENCOMPASS HEALTH REHABILITATION OF ALTAMONTE | | 22 | 5 | 19% | 27 |
| BUREAU OF PUBLIC HEALTH | 1 | 6 | 20 | 74% | 27 |
| JOSEF SCHENKER MD PC | | 27 | | | 27 |
| EPIC REFERENCE LABS INC | | | 27 | 100% | 27 |
| HEALTHPARK MEDICAL CENTER ABG LAB | | 26 | 1 | 4% | 27 |
| SUNCOAST LABS | | | 27 | 100% | 27 |
| EXPRESS CARE OF TAMPA BAY LLC | | 2 | 25 | 93% | 27 |
| EMORY UNIVERSITY HOSPITAL | | 23 | 4 | 15% | 27 |
| EMORY BENNETT VETERANS NURSING HOME | 1 | 26 | | | 27 |
| PINELLAS 1 HOME HEALTH CARE CORP | | 27 | | | 27 |
| BROOKDALE SOUTHPOINT | | | 27 | 100% | 27 |
| LEE PHYSICIAN GROUP | | 24 | 3 | 11% | 27 |
| BROOKDALE UNIVERSITY HOSPITAL | | 25 | 2 | 7% | 27 |
| WIREGRASS CLINIC LLC | | 22 | 5 | 19% | 27 |
| BROWARD HEALTH IMPERIAL POINT NURSING | | | 27 | 100% | 27 |
| ELLKAY HEALTHCARE DATA PLUMBERS | 23 | | 4 | 15% | 27 |
| VICK STREET MANOR | | 27 | | | 27 |
| VASSAR BROTHERS MEDICAL CENTER LABORATORY | | 25 | 2 | 7% | 27 |
| RAINBOW PEDIATRICS | | 1 | 26 | 96% | 27 |
| EXPRESS CARE OF BELLEVIEW | | 27 | | | 27 |
| LOOP PEDIATRICS | | 22 | 5 | 19% | 27 |
| SPANISH RIVER HIGH SCHOOL ESE | | 23 | 4 | 15% | 27 |
| JOSEPH SCHENKER MD PC DBA CENTERS URGENT | | 24 | 3 | 11% | 27 |
| CHILDRENS MEDICAL CENTER | | | 27 | 100% | 27 |
| SUNSHINE PEDIATRICS | | 27 | | | 27 |
| THE COMMONWEALTH OF MASSACHUSETTS | | 1 | 26 | 96% | 27 |
| UNION CHD | | 24 | 3 | 11% | 27 |
| ATRIA LADY LAKE | | 27 | | | 27 |
| MINUTECLINIC, LLC #4230 | | 23 | 4 | 15% | 27 |
| LEXINGTON PLACE SENIOR LIVING COMMUNITY | | 27 | | | 27 |
| FIRST CHOICE PEDIATRICS LOOP | | 25 | 2 | 7% | 27 |
| KIVA AT CANTERBURY, LLC | | 27 | | | 27 |
| PBSO WEST PALM FAMILY PRACTICE | | 1 | 26 | 96% | 27 |
| SMH PHYSICIAN SERVICES INC | | 25 | 1 | 4% | 26 |
| CARENOW - DOWNTOWN NORTH GULCH | | 24 | 2 | 8% | 26 |
| ORLANDO ORTHOPAEDIC CENTER | | 24 | 2 | 8% | 26 |
| MINUTECLINIC DIAGNOSTIC OF TN, PC 374 | | 22 | 4 | 15% | 26 |
| EXPRESS FAMILY CARE LLC | | 11 | 15 | 58% | 26 |
| TREEHOUSE PEDIATRICS & FAMILY CARE | | 26 | | | 26 |
| MONTEFIORE NEW ROCHELLE HOSPITAL | | 24 | 2 | 8% | 26 |
| MINIMALLY INVASIVE VASCULAR INC | | 24 | 2 | 8% | 26 |
| EAST HILL MEDICAL GROUP | | 17 | 9 | 35% | 26 |

COVID-19: testing by laboratory

Data through Apr 6, 2021 verified as of Apr 7, 2021 at 09:25 AM

Data in this report are provisional and subject to change.

The numbers in the table below represent the number of Florida and non-Florida residents for whom test results were received by the Department of Health. A person can be tested by more than one laboratory and can have both positive and negative results. **Therefore, the sum of the numbers in each column will be larger than the total number of people tested.**

| Reporting lab | Inconclusive | Negative | Positive | Percent positive | Total |
|---|--------------|----------|----------|------------------|-------|
| MINUTECLINIC DIAGNOSTIC OF TEXAS | | 22 | 4 | 15% | 26 |
| DARDEN WELLNESS CENTER | | 23 | 3 | 12% | 26 |
| PULMONARY SPECIALISTS OF THE PALM BEACHES | | 16 | 10 | 38% | 26 |
| GOOD SAMARITAN HOSPITAL LABORATORY | | 23 | 3 | 12% | 26 |
| ADVENT HEALTH PARTIN SETTLEMENT HEALTH PARK | | 18 | 8 | 31% | 26 |
| PARK WEST MEDICAL CENTER | | 25 | 1 | 4% | 26 |
| LAKES DIALYSIS CENTER INC | | | 26 | 100% | 26 |
| LOT HEALTH SERVICES | 1 | 25 | | | 26 |
| CANTON-POTSDAM HOSPITAL LABORATORY | | 25 | 1 | 4% | 26 |
| GERALD J KIVETT MD | | 23 | 3 | 12% | 26 |
| CANCER RESEARCH LAB, BOB JONES UNIVERSITY | | 24 | 2 | 8% | 26 |
| TAMPA URGENT CARE | | | 26 | 100% | 26 |
| RJ LEE GROUP | 1 | 23 | 2 | 8% | 26 |
| SUMMERGATE PHARMACY | | 24 | 2 | 8% | 26 |
| BAYCARE HEALTH SYSTEMS, LLC | | | 26 | 100% | 26 |
| ROSLYN URGENT CARE | | 26 | | | 26 |
| MD BEAUTY LABS, PA | | 24 | 2 | 8% | 26 |
| ALPHA PHARMACY | | 23 | 3 | 12% | 26 |
| ABL MEDICAL CARE LLC | | | 26 | 100% | 26 |
| Clearwater Center | | 12 | 14 | 54% | 26 |
| THE MINIER URGENT CARE | | 20 | 6 | 23% | 26 |
| MAGNOLIA PEDIATRICS | | 4 | 22 | 85% | 26 |
| PALM BEACH COUNTY FIRE RESCUE | | 24 | 2 | 8% | 26 |
| MINUTE CLINIC DIAGNOSTIC OF NEW JERSEY | | 25 | 1 | 4% | 26 |
| ADVENT HEALTH MEDICAL GROUP- FAMILY MEDICINE AT DR. PHILIPS | | 21 | 5 | 19% | 26 |
| HOLIDAY MEDICAL ASSOCIATES | | 1 | 25 | 96% | 26 |
| KINDRED HOSPITAL OCALA | | 23 | 3 | 12% | 26 |
| URGENT FAMILY CARE INC | | 23 | 3 | 12% | 26 |
| OAKTREE HEALTHCARE | | | 26 | 100% | 26 |
| MONCRIEF ARMY HEALTH CLINIC | | | 26 | 100% | 26 |
| MAYO CLINIC JACKSONVILLE | | 2 | 24 | 92% | 26 |
| WAKULLA COUNTY HEALTH DEPARTMENT | | 12 | 14 | 54% | 26 |
| TIFFANY LAKE CARE CENTERS INC | | 26 | | | 26 |
| CARLOS F FUSTER MD PA | | 24 | 2 | 8% | 26 |
| COASTAL COMPLETE CARE | | 11 | 14 | 56% | 25 |
| DELRAY BEACH FACIAL PLASTIC SURGERY | | 25 | | | 25 |
| WESTPAC LABS | | 1 | 24 | 96% | 25 |
| ASURANCE SCIENTIFIC LABORATORIES | | 24 | 1 | 4% | 25 |
| ST. CLOUD HOSPITAL | | 20 | 5 | 20% | 25 |
| GRAND VILLA OF LARGO | | 23 | 2 | 8% | 25 |
| ACCESS HEALTH CARE PHYSICIANS LLC | | 10 | 15 | 60% | 25 |
| STATCARE URGENT AND WALK-IN MEDICAL CA | | 22 | 3 | 12% | 25 |
| COOPER HEALTHCARE | | 22 | 3 | 12% | 25 |
| ENCOMPASS HOME HEALTH OF THE SOUTHEAST LLC | | 23 | 2 | 8% | 25 |
| ADVENT HEALTH - LAKE MARY PEDIATRICS | | 16 | 9 | 36% | 25 |
| TALLAHASSEE DEVELOPMENTAL CENTER | | 24 | 1 | 4% | 25 |

COVID-19: testing by laboratory

Data through Apr 6, 2021 verified as of Apr 7, 2021 at 09:25 AM

Data in this report are provisional and subject to change.

The numbers in the table below represent the number of Florida and non-Florida residents for whom test results were received by the Department of Health. A person can be tested by more than one laboratory and can have both positive and negative results. **Therefore, the sum of the numbers in each column will be larger than the total number of people tested.**

| Reporting lab | Inconclusive | Negative | Positive | Percent positive | Total |
|---|--------------|----------|----------|------------------|-------|
| CENTRAL FLORIDA PEDIATRIC URGENT CARE LLC | | 21 | 4 | 16% | 25 |
| ADVENT HEALTH EXPRESS | | 9 | 16 | 64% | 25 |
| SACRED HEART MEDICAL GROUP URGENT CARE | | 20 | 5 | 20% | 25 |
| Summit Medical Group Westfield Lab | | 22 | 3 | 12% | 25 |
| ECC PEDIATRICS | | 25 | | | 25 |
| SANFORD PEDIATRIC ASSOCIATES, PA | | 23 | 2 | 8% | 25 |
| COASTAL SKIN SURGERY AND DERMATOLOGY | | 18 | 7 | 28% | 25 |
| SUNQUEST | | 3 | 22 | 88% | 25 |
| RAYMOND BASRI MD | | 23 | 2 | 8% | 25 |
| SOUTH FLORIDA DIALYSIS CENTER | | 8 | 17 | 68% | 25 |
| PHYSICIANS STAT | | 3 | 22 | 88% | 25 |
| OCCUPATIONAL HEALTH CENTERS OF THE SOUTHWEST PA | | 20 | 5 | 20% | 25 |
| MADWAR | | 19 | 6 | 24% | 25 |
| GADSDEN COUNTY HEALTH DEPARTMENT | | 19 | 6 | 24% | 25 |
| BIG BEND HOSPICE INC | | 25 | | | 25 |
| THE WATERMARK AT VISTAWILLA | | 25 | | | 25 |
| MEDEXPRESS URGENT CARE - BLOOMINGTON | | 22 | 3 | 12% | 25 |
| BAYSIDE LABORATORIES INC | | 25 | | | 25 |
| MINUTECLINIC DIAGNOSTIC OF PENNSYLVANI | | 24 | 1 | 4% | 25 |
| WELLMED AT PLANT CITY | | 11 | 14 | 56% | 25 |
| HUNT CLUB PEDIATRIC ASSOCIATES LLC | | 21 | 4 | 16% | 25 |
| GREEN GABLES ASSISTED LIVING FACILITY | | 25 | | | 25 |
| PRODUCTION HEALTH SAFETY MANAGEMENT | | 24 | 1 | 4% | 25 |
| TOTAL ACCESS URGENT CARE | | 1 | 24 | 96% | 25 |
| ARCPPOINT LABS OF FORT LAUDERDALE | | 25 | | | 25 |
| COMMUNITY HEALTH OF SOUTH FLORIDA | | | 25 | 100% | 25 |
| FEDERAL PRISON CAMP PENSACOLA | | | 25 | 100% | 25 |
| ALAN SERURE MD | | 24 | | | 24 |
| NOVANT HEALTH | | 18 | 6 | 25% | 24 |
| MADISON COUNTY MEMORIAL HOSP | | 12 | 12 | 50% | 24 |
| VIRTUA | | 20 | 4 | 17% | 24 |
| FINLAY C. LABORATORY | | 4 | 20 | 83% | 24 |
| TIMBERLANE LODGE ALF | 1 | 16 | 7 | 29% | 24 |
| MINUTECLINIC DIAGNOSTIC OF TN PC #378 | | 21 | 3 | 13% | 24 |
| PALMETTO PEDIATRICS | | | 24 | 100% | 24 |
| SUMMIT MEDICAL GROUP - 75 E NORTHFIELD | | 22 | 2 | 8% | 24 |
| HENNEPIN COUNTY MEDICAL CENTER (HCMC) | | 13 | 11 | 46% | 24 |
| HOUSE CALLS PROFESSIONAL LLC | | 20 | 4 | 17% | 24 |
| CSH LAKE ORIENTA LP | | 24 | | | 24 |
| HALIFAX HEALTH URGENT CARE | | 4 | 20 | 83% | 24 |
| CENTERPLACE HEALTH | | 3 | 21 | 88% | 24 |
| FLORIDA MEDICAL CL ODOM TPA | | 13 | 11 | 46% | 24 |
| BLUE SPRINGS SURGERY CENTER | | 24 | | | 24 |
| TARPON BAYOU CENTER | | | 24 | 100% | 24 |
| SPRINGWOOD COURT | | 19 | 5 | 21% | 24 |
| SARASOTA MEMORIAL NURSING & REHABILITATION CTR | | 24 | | | 24 |

COVID-19: testing by laboratory

Data through Apr 6, 2021 verified as of Apr 7, 2021 at 09:25 AM

Data in this report are provisional and subject to change.

The numbers in the table below represent the number of Florida and non-Florida residents for whom test results were received by the Department of Health. A person can be tested by more than one laboratory and can have both positive and negative results. **Therefore, the sum of the numbers in each column will be larger than the total number of people tested.**

| Reporting lab | Inconclusive | Negative | Positive | Percent positive | Total |
|--|--------------|----------|----------|------------------|-------|
| INNOVATIVE RESEARCH OF WEST FLORIDA | | 21 | 3 | 13% | 24 |
| SHORE MEMORIAL HOSPITAL | | 21 | 3 | 13% | 24 |
| LABORATORY DYNAMICS | | 20 | 4 | 17% | 24 |
| SEWALLS POINT PHARMACY INC | | 17 | 7 | 29% | 24 |
| SENIOR LIVING IV SUN CITY LLC | | 17 | 7 | 29% | 24 |
| CONCENTRA URGENT CARE | | 20 | 4 | 17% | 24 |
| SENIOR HEALTH OF WINTER PARK DUNDEE | | 24 | | | 24 |
| PHYSICIANS PRIMARY CARE OF SW FLORIDA PL | | 24 | | | 24 |
| WESTMINSTER WOODS ON JULINGTON CREEK | | 22 | 2 | 8% | 24 |
| HERITAGE OAKS ASSISTED LIVING & MEMORY CARE | | 20 | 4 | 17% | 24 |
| 1 TOUCH TOTALCARE SOLUTIONS | | 21 | 3 | 13% | 24 |
| ATRIA AT ST JOSEPHS | | 24 | | | 24 |
| FORT SANDERS REGIONAL LABORATORY | | 24 | | | 24 |
| CL BRUMBACK PRIMARY CARE CLINIC LANTANA | | 2 | 22 | 92% | 24 |
| PACIFICA SENIOR LIVING FORT MYERS | | 15 | 9 | 38% | 24 |
| HOWARD BEACH URGENT CARE | | 22 | 2 | 8% | 24 |
| MID FLORIDA PATHOLOGY LLC | | 23 | 1 | 4% | 24 |
| PRIME CARE ONE LLC/HARBORCHASE OF VENICE | | | 24 | 100% | 24 |
| CARE CENTERS OF NASSAU LLC MINER ROAD NORTH | | 24 | | | 24 |
| MED PLUS FLORENCE | | 20 | 4 | 17% | 24 |
| PHYSICIANS CARE | | 20 | 4 | 17% | 24 |
| TREASURE ISLE LLC | | 24 | | | 24 |
| JUPITER MEDICAL CENTER | | | 24 | 100% | 24 |
| COURTYARDS OF ORLANDO | | 24 | | | 24 |
| PALMS MEDICAL GROUP - LAKE CITY WEST | | 3 | 21 | 88% | 24 |
| STATE LAB | | 2 | 22 | 92% | 24 |
| URGENT CARE USA | | | 24 | 100% | 24 |
| ENGLEWOOD HOSPITAL AND MEDICAL CENTER | | 19 | 5 | 21% | 24 |
| WELLSNOW URGENT CARE | | 23 | 1 | 4% | 24 |
| RAINBOW PEDIATRIC CENTER | | 2 | 22 | 92% | 24 |
| VILLAGES REHABILITATION AND NURSING CENTER | | 24 | | | 24 |
| ST VINCENT'S EAST | | 22 | 2 | 8% | 24 |
| AVENTIS BIO-SERVICES CTL | | 24 | | | 24 |
| HEALTH MED CENTERS | | 24 | | | 24 |
| AIR, LAND & SEA PHYSICALS & CONSULTATIONS, LLC | | 23 | 1 | 4% | 24 |
| TOTTENVILLE CIRCLE URGENT CARE | | 24 | | | 24 |
| South Heritage Health and Rehab | | 24 | | | 24 |
| THE CHAPPEL GROUP RESEARCH | | 24 | | | 24 |
| ROWLETT MIDDLE ACADEMY | | 22 | 2 | 8% | 24 |
| SOMA MEDICAL CENTER # 4 | | 2 | 22 | 92% | 24 |
| UNIV OF NORTH ALABAMA HEALTH CENTER | | 22 | 1 | 4% | 23 |
| NEWYORK-PRESBYTERIAN/ LAWRENCE HOSPITAL LABORATORY | | 21 | 2 | 9% | 23 |
| ROSS MEDICAL GROUP | | | 23 | 100% | 23 |
| JUST FOR KIDS PEDIATRICS | | 5 | 18 | 78% | 23 |
| ST VINCENTS AMBULATORY CARE INC DBA | | 20 | 3 | 13% | 23 |
| FLORIDA MEDICAL CLINIC - NEW TAMPA | | 19 | 4 | 17% | 23 |

COVID-19: testing by laboratory

Data through Apr 6, 2021 verified as of Apr 7, 2021 at 09:25 AM

Data in this report are provisional and subject to change.

The numbers in the table below represent the number of Florida and non-Florida residents for whom test results were received by the Department of Health. A person can be tested by more than one laboratory and can have both positive and negative results. **Therefore, the sum of the numbers in each column will be larger than the total number of people tested.**

| Reporting lab | Inconclusive | Negative | Positive | Percent positive | Total |
|--|--------------|----------|----------|------------------|-------|
| OMEGA LABORATORIES | | 19 | 4 | 17% | 23 |
| CORE LABORATORY | | 1 | 22 | 96% | 23 |
| UAH STUDENT HEALTH CENTER | | 16 | 7 | 30% | 23 |
| BOZEMAN HEALTH DEACONESS HOSPITAL | | 18 | 5 | 22% | 23 |
| ADIRONDACK MEDICAL CENTER | | 23 | | | 23 |
| FLORIDA HOSPITAL PHYSICIAN GROUP | | 10 | 13 | 57% | 23 |
| ADEPT INPATIENT MEDICAL SERVICES PC | | 23 | | | 23 |
| EGL GENETIC DIAGNOSTICS | | 1 | 22 | 96% | 23 |
| UNIVERSITY HILLS HEALTH AND REHABILITATION CENTER | | 18 | 5 | 22% | 23 |
| NOBLE SENIOR LIVING | | 3 | 20 | 87% | 23 |
| UF HEALTH NORTH JACKSONVILLE | | | 23 | 100% | 23 |
| MINUTECLINIC, LLC, DBA MINUTECLINIC #2544 | | 22 | 1 | 4% | 23 |
| A LILIKO'I PHARMACY LLC | | 21 | 2 | 9% | 23 |
| EDWARD S BENNETT MD PLLC | | 23 | | | 23 |
| WUESTHOFF MEDICAL CENTER-MELBOURNE | | | 23 | 100% | 23 |
| NEW YORK METHODIST HOSPITAL | | 19 | 4 | 17% | 23 |
| ADVANCED URGENT CARE CENTER | | 7 | 16 | 70% | 23 |
| NEW JERSEY | | 22 | 1 | 4% | 23 |
| ISLAND COAST PEDIATRICS PA | | 22 | 1 | 4% | 23 |
| KISSIMMEE VA OUTPATIENT CLINIC | | 22 | 1 | 4% | 23 |
| NORTHWEST FLORIDA COMMUNITY HOSPITAL 3RD FLOOR | | 21 | 2 | 9% | 23 |
| LPG PRIMARY CARE AT CAPE CORAL PARKWAY | | 20 | 3 | 13% | 23 |
| WOODHOUSE INC | | 17 | 6 | 26% | 23 |
| ST ELIZABETH MEDICAL CENTER LABORATORY | | 20 | 3 | 13% | 23 |
| ADVENTHEALTH MEDICAL GROUP PULMONOLOGY | | 20 | 3 | 13% | 23 |
| MINUTECLINIC DIAGNOSTIC OF TN PC #6435 | | 21 | 2 | 9% | 23 |
| NORTHSIDE HOSPITAL EMERGENCY DEPT | | 20 | 3 | 13% | 23 |
| LAKEVIEW HEALTH CARE SYSTEMS | | 9 | 14 | 61% | 23 |
| BAYFRONT FAMILY HEALTH CENTER | | 3 | 20 | 87% | 23 |
| SONATA BOYNTON BEACH | | 20 | 2 | 9% | 22 |
| OLIVE BRANCH HEALTH AND REHABILITATION CENTER | | | 22 | 100% | 22 |
| MINUTECLINIC DIAGNOSTIC OF ILLINOIS L | | 17 | 5 | 23% | 22 |
| CHARLOTTE CHD PORT CHARLOTTE | | 18 | 4 | 18% | 22 |
| STEWART MEDICAL GROUP INC | | | 22 | 100% | 22 |
| KELLY'S ASSISTED LIVING FACILITY | | 22 | | | 22 |
| PULSE MEDICAL GROUP INC | | | 22 | 100% | 22 |
| BAYCARE MEDICAL GROUP INC | | 3 | 19 | 86% | 22 |
| APOLLO SURGERY CENTER | | 20 | 2 | 9% | 22 |
| FLORIDA HOSPITAL LABS | | 12 | 10 | 45% | 22 |
| DALE MEDICAL CENTER | | 17 | 5 | 23% | 22 |
| ELAN SPANISH SPRINGS | | 4 | 18 | 82% | 22 |
| FLORENCE J HUNT STUDENT WELLNESS CENTER - HEALTH SERVICES (ABBOTT) | | 22 | | | 22 |
| ERIC C MARSHAL MD, PC DBA MINUTECLINIC | | 21 | 1 | 5% | 22 |
| FORT PIERCE FAMILY CARE INC | | 16 | 6 | 27% | 22 |
| EBEIDS MD PEDIATRICS | | 19 | 3 | 14% | 22 |
| FLORIDA PEDIATRICS | | 6 | 16 | 73% | 22 |

COVID-19: testing by laboratory

Data through Apr 6, 2021 verified as of Apr 7, 2021 at 09:25 AM

Data in this report are provisional and subject to change.

The numbers in the table below represent the number of Florida and non-Florida residents for whom test results were received by the Department of Health. A person can be tested by more than one laboratory and can have both positive and negative results. **Therefore, the sum of the numbers in each column will be larger than the total number of people tested.**

| Reporting lab | Inconclusive | Negative | Positive | Percent positive | Total |
|--|--------------|----------|----------|------------------|-------|
| NEW YORK PRESBYTERIAN - ALLEN HOSPITAL | | 22 | | | 22 |
| SEAGRASS VILLAGE | | | 22 | 100% | 22 |
| FLUSHING HOSPITAL MEDICAL CENTER | | 18 | 4 | 18% | 22 |
| TREASURE COAST URGENT CARE | | | 22 | 100% | 22 |
| Grand Villa of Dunedin | | 16 | 6 | 27% | 22 |
| ROCKLEDEGE REGIONAL MEDICAL CENTER | | 17 | 5 | 23% | 22 |
| BASSETTI & ASSOCIATES, MD, PA | | | 22 | 100% | 22 |
| WELLMED AT LAKE COPELAND | | 16 | 6 | 27% | 22 |
| HARBOUR ISLAND PEDIATRICS | | 13 | 9 | 41% | 22 |
| GILCHRIST COUNTY JAIL | | 20 | 2 | 9% | 22 |
| MEDI STATION | | | 22 | 100% | 22 |
| UTAH DEPARTMENT OF HEALTH | | | 22 | 100% | 22 |
| Wesley Place on Honeysuckle | | 20 | 2 | 9% | 22 |
| MINUTECLINIC DIAGNOSTIC OF TN PC #320 | | 14 | 8 | 36% | 22 |
| GRAND VILLA OF BOYNTON BEACH | | 21 | 1 | 5% | 22 |
| PRIMARY CARE SPECIALISTS OF ORLANDO LLC | | 17 | 5 | 23% | 22 |
| TEN HEALTHCARE | | 6 | 16 | 73% | 22 |
| DIACARTA INC. | | 22 | | | 22 |
| HUNT CLUB MEDICAL | | 15 | 7 | 32% | 22 |
| SOLE HEALTH LLC | | 22 | | | 22 |
| ADVENT HEALTH MEDICAL GROUP FAMILY AND INTERNAL MEDICINE AT AVALON PAR | | 20 | 2 | 9% | 22 |
| LEE COMMUNITY HEALTHCARE INC CAPE CORAL | | 22 | | | 22 |
| MARATHON HEALTH FOR LIFE | | 19 | 3 | 14% | 22 |
| JESSIE TRICE COMMUNITY HEALTH SYSTEM, INC | | 6 | 16 | 73% | 22 |
| MOBILE DIVISION LABORATORY | | 7 | 15 | 68% | 22 |
| FAMILY AND AFTER HOURS CARE | | 22 | | | 22 |
| CVS NC3516POCT WINSTON SALEM | | 20 | 2 | 9% | 22 |
| CARESPOT | | 2 | 20 | 91% | 22 |
| SOUTHEAST GEORGIA HEALTH SYSTEM, INC | | 19 | 3 | 14% | 22 |
| GLEN COVE HOSPITAL | | 22 | | | 22 |
| MORRIS PARK URGENT CARE | | 19 | 3 | 14% | 22 |
| MED LABS DIAGNOSTICS | | 10 | 12 | 55% | 22 |
| MORNINGSIDE MANOR & VILLA ADULT CARE C | | 22 | | | 22 |
| MINUTECLINIC DIAGNOSTIC OF NORTH | | 19 | 2 | 10% | 21 |
| INTERNATIONAL MEDICAL LABORATORY INC | | 21 | | | 21 |
| COLUMBIA MEMORIAL HOSPITAL | | 21 | | | 21 |
| ST VINCENT'S URGENT CARE | | 18 | 3 | 14% | 21 |
| OHIO CVS STORES, LLC DBA | | 19 | 2 | 10% | 21 |
| COASTAL FAMILY PRACTICE | | 13 | 8 | 38% | 21 |
| AU MEDICAL CENTER, INC | 1 | 17 | 3 | 14% | 21 |
| SOUTH NASSAU COMMUNITIES HOSPITAL | | 17 | 4 | 19% | 21 |
| PALM BAY FAMILY PRACTICE | | 4 | 17 | 81% | 21 |
| TENNESSEE DEPARTMENT OF HEALTH | | 15 | 6 | 29% | 21 |
| CVS NC7588POCT ASHEVILLE | | 18 | 3 | 14% | 21 |
| OCEANSIDE URGENT CARE | | 21 | | | 21 |
| UPMC CHAUTAUQUA AT WCA LABORATORY | | 20 | 1 | 5% | 21 |

COVID-19: testing by laboratory

Data through Apr 6, 2021 verified as of Apr 7, 2021 at 09:25 AM

Data in this report are provisional and subject to change.

The numbers in the table below represent the number of Florida and non-Florida residents for whom test results were received by the Department of Health. A person can be tested by more than one laboratory and can have both positive and negative results. **Therefore, the sum of the numbers in each column will be larger than the total number of people tested.**

| Reporting lab | Inconclusive | Negative | Positive | Percent positive | Total |
|---|--------------|----------|----------|------------------|-------|
| MARQUES PEDIATRICS | | | 21 | 100% | 21 |
| ESOTERIX GENETIC LABORATORIES | | 16 | 5 | 24% | 21 |
| LAKE HOWARD HEIGHTS | 1 | 18 | 2 | 10% | 21 |
| CLINICAL PATHOLOGY LABORATORIES SOUTHEAST | | | 21 | 100% | 21 |
| JEFFERSON K-12, A SOMERSET SCHOOL- CLINIC | | 17 | 4 | 19% | 21 |
| ROCKLEDGE FAMILY HEALTH | | | 21 | 100% | 21 |
| POINT OF CARE CLINICS PRIMARY CARE | | 20 | 1 | 5% | 21 |
| METROPOLITAN CHARITIES INC | | 19 | 2 | 10% | 21 |
| MINUTECLINIC DIAGNOSTIC OF LOUISIANA, | | 20 | 1 | 5% | 21 |
| LPG PRIMARY CARE AT BONITA BAY LIFESTYLE CENTER | | 19 | 2 | 10% | 21 |
| ARDEN COURTS OF WINTER SPRINGS | | 18 | 3 | 14% | 21 |
| ST JUDE CHILDRENS RESEARCH HOSPITAL | | 21 | | | 21 |
| HOPE HEALTHCARE | | 21 | | | 21 |
| PRIMECARE AT PORT ORANGE | | 4 | 17 | 81% | 21 |
| CONNECTDX | | 6 | 15 | 71% | 21 |
| PRIMECARE OF DOTHAN-DALEVILLE CLINIC | | 16 | 5 | 24% | 21 |
| MEDICAL EXPRESS CORP | | 18 | 2 | 10% | 20 |
| ADVANCED HEALTHCARE ASSOCIATES | | 18 | 2 | 10% | 20 |
| ADVENT HEALTH - KISSIMMEE | | 6 | 14 | 70% | 20 |
| KINGS BAY PEDIATRICS LLC | | 16 | 4 | 20% | 20 |
| OPTIMAL CARE PEDIATRICS | | 5 | 15 | 75% | 20 |
| ORANGE REGIONAL MEDICAL CENTER LABORATORY | | 15 | 5 | 25% | 20 |
| CARESPOT OF NOCATEE | | 1 | 19 | 95% | 20 |
| WACO HHSSURGEWACO | 1 | 16 | 3 | 15% | 20 |
| MCWHORTER SCHOOL OF PHARMACY | | 20 | | | 20 |
| ESTATES MEDICAL CENTER | | 12 | 8 | 40% | 20 |
| BROOKDALE MANDARIN CENTRAL | | 7 | 13 | 65% | 20 |
| GOOD SAMARITAN SOCIETY OF DAYTONA | | 16 | 4 | 20% | 20 |
| CARENOW URGENT CARE-BRENTWOOD | | 14 | 6 | 30% | 20 |
| CVA MINUTE CLINIC DIAGNOSTIC OF VIRGINIA, LLC | | 20 | | | 20 |
| BAY PEDIATRICS PA | | 18 | 2 | 10% | 20 |
| VIERA FAMILY MEDICINE AND WELLNESS | | 16 | 4 | 20% | 20 |
| ODYSSEY HEALTHCARE OF MARION COUNTY, LLC | | 19 | 1 | 5% | 20 |
| MINUTECLINIC DIAGNOSTICS MEDICAL GROUP | | 19 | 1 | 5% | 20 |
| PEDIATRIC ASSOCIATES PA | | 17 | 3 | 15% | 20 |
| WINSHIPS PHARMACY INC | | 20 | | | 20 |
| PASSPORT HEALTH OF TAMPA BAY | | 18 | 2 | 10% | 20 |
| PRIMARY CARE MEDICINE | 1 | 13 | 6 | 30% | 20 |
| BEST MEDICAL CENTER | | 11 | 9 | 45% | 20 |
| DIXIE COUNTY HEALTH DEPARTMENT | | 13 | 7 | 35% | 20 |
| BAYFRONT HMA CONVENIENT CARE, LLC | | 2 | 18 | 90% | 20 |
| MEDEMERGE | | 18 | 2 | 10% | 20 |
| HEALTHY MINORS, LLC. | | 20 | | | 20 |
| Sovereign Laboratory Services, LLC | | 17 | 3 | 15% | 20 |
| STATEN ISLAND UNIVERSITY HOSPITAL | | 19 | 1 | 5% | 20 |
| MINUTECLINIC MINUTECLINIC #8746 | | 19 | 1 | 5% | 20 |

COVID-19: testing by laboratory

Data through Apr 6, 2021 verified as of Apr 7, 2021 at 09:25 AM

Data in this report are provisional and subject to change.

The numbers in the table below represent the number of Florida and non-Florida residents for whom test results were received by the Department of Health. A person can be tested by more than one laboratory and can have both positive and negative results. **Therefore, the sum of the numbers in each column will be larger than the total number of people tested.**

| Reporting lab | Inconclusive | Negative | Positive | Percent positive | Total |
|---|--------------|----------|----------|------------------|-------|
| RHODE ISLAND DEPARTMENT OF HEALTH | | | 20 | 100% | 20 |
| SOUTH CAROLINA DEPARTMENT OF HEALTH | | | 20 | 100% | 20 |
| GEORGIA HEART CENTER (MSC 53), NAVICEN | | 18 | 2 | 10% | 20 |
| BETHESDA HEALTH PHYSICIAN GROUP INC | | | 20 | 100% | 20 |
| MINUTECLINIC DIAGNOSTIC PA | | 18 | 2 | 10% | 20 |
| PONCE PLAZA NURSING & REHAB CENTER | | 4 | 16 | 80% | 20 |
| GUARDANT HEALTH | | 14 | 6 | 30% | 20 |
| CVS MINUTE CLINIC DIAGNOSTIC OF TEXAS LLC | | 16 | 4 | 20% | 20 |
| THE VILLAGES HEALTH | | 12 | 8 | 40% | 20 |
| ANYTIME LAB, LLC | | 18 | 2 | 10% | 20 |
| HENDRY REGIONAL CORPORATE HEALTH | | | 20 | 100% | 20 |
| TGH MEDICAL GROUP LABORATORY CARROLLWOOD | | | 20 | 100% | 20 |
| REDITUS LABORATORIES | | | 20 | 100% | 20 |
| WINTER PARK FAMILY PRACTICE LLC | | 17 | 3 | 15% | 20 |
| WALGREENS #04618 | | 18 | 2 | 10% | 20 |
| CONSOLIDATED LAB SERVICES | | 10 | 10 | 50% | 20 |
| DEPT OF VA MEDICAL CENTER - BAY PINES | | | 20 | 100% | 20 |
| MEDPEDS ASSOCIATES OF SARASOTA PA | | 18 | 2 | 10% | 20 |
| LAKE WORTH MANOR | | 19 | 1 | 5% | 20 |
| MINUTECLINIC DIAGNOSTIC OF NORTH CAROLINA PC | | 17 | 3 | 15% | 20 |
| PROFESSIONAL PARK PEDIATRICS PA | | | 20 | 100% | 20 |
| CVS NC7047POCT DURHAM | | 20 | | | 20 |
| BAPTIST MEDICAL GRP URGENT CARE & OCC HEALTH AIRPO | | 20 | | | 20 |
| SEVEN RIVERS REGIONAL MEDICAL CENTER | | 5 | 14 | 74% | 19 |
| INTEGRATED REGIONAL LABORATORIES - LARGO | | | 19 | 100% | 19 |
| CARE POINT HEALTH & WELLNESS CENTER | | 19 | | | 19 |
| UNDERGROUND FREE CLINIC | | 19 | | | 19 |
| MONROE COUNTY DETENTION CENTER | | | 19 | 100% | 19 |
| FOX FAMILY PRACTICE | | 19 | | | 19 |
| HELIX DIAGNOSTICS | | | 19 | 100% | 19 |
| MORTON PLANT NORTH BAY HOSPITAL | | | 19 | 100% | 19 |
| GRAND VILLA OF MELBOURNE | | 17 | 2 | 11% | 19 |
| Floral Health and Rehabilitation, LLC | | 18 | 1 | 5% | 19 |
| MINUTECLINIC DIAGNOSTIC OF TN PC #6363 | | 16 | 3 | 16% | 19 |
| REGENCY SQUARE MALL - SEARS | | 3 | 16 | 84% | 19 |
| LOVING CARE OF THE TREASURE COAST LLC | 1 | 13 | 5 | 26% | 19 |
| DSI MANAGEMENT LLC | | 19 | | | 19 |
| 49D2045214PHYSICIAN OFFICE WAIVER MEDEXPRESS URGENT CARE - HARRISONBU | | 10 | 9 | 47% | 19 |
| BRIDGEWAY HEALTH CLINICS INC | | | 19 | 100% | 19 |
| Citymd Of Lacey | | 16 | 3 | 16% | 19 |
| TEXAS DEPARTMENT OF STATE HEALTH SERVICES | | 3 | 16 | 84% | 19 |
| TNC WALK IN CLINIC | | 14 | 5 | 26% | 19 |
| LEE COMMUNITY HEALTHCARE INC NORTH FORT MYERS | | 19 | | | 19 |
| COMMONWEALTH OF MASSACHUSETTS | | | 19 | 100% | 19 |
| GRACE WELLNESS CENTER | | 8 | 11 | 58% | 19 |
| AUBURN COMMUNITY HOSPITAL | | 17 | 2 | 11% | 19 |

COVID-19: testing by laboratory

Data through Apr 6, 2021 verified as of Apr 7, 2021 at 09:25 AM

Data in this report are provisional and subject to change.

The numbers in the table below represent the number of Florida and non-Florida residents for whom test results were received by the Department of Health. A person can be tested by more than one laboratory and can have both positive and negative results. **Therefore, the sum of the numbers in each column will be larger than the total number of people tested.**

| Reporting lab | Inconclusive | Negative | Positive | Percent positive | Total |
|---|--------------|----------|----------|------------------|-------|
| GRAND VILLA OF DELRAY EAST | | 19 | | | 19 |
| PALM BEACH GARDENS MEDICAL CENTER | | | 19 | 100% | 19 |
| STONE WASH CLINICAL LABORATORIES | | 2 | 17 | 89% | 19 |
| CLERMONT ADVENTHEALTH CENTRA CARE | | 1 | 18 | 95% | 19 |
| ENCOMPASS HEALTH REHABILITATION HOSPITAL OF MIAMI | | 18 | 1 | 5% | 19 |
| BAYVIEW MEDICAL | | 19 | | | 19 |
| ANYLABTESTNOW | | 6 | 13 | 68% | 19 |
| LAB INTERMARKET FACILITY LAB | | 1 | 18 | 95% | 19 |
| BAPTIST MEMORIAL HEALTH CARE | | 17 | 2 | 11% | 19 |
| ENCOMPASS HEALTH REHABILITATION HOSPITAL OF OCALA | | 18 | 1 | 5% | 19 |
| MICHELLE S PAGE MD PA | | 18 | 1 | 5% | 19 |
| SHELBY BAPTIST MEDICAL CENTER | | 14 | 5 | 26% | 19 |
| EMERALD COAST HOSPICE - CRESTVIEW | | 19 | | | 19 |
| FLORIDA HOSPITAL WINTER GARDEN | | 15 | 4 | 21% | 19 |
| ALL PEDIATRIC CARE | | | 19 | 100% | 19 |
| ADVENTHEALTH MEDICAL GROUP PEDIATRICS AT | | 4 | 15 | 79% | 19 |
| HARLEM HOSPITAL CENTER | | 18 | 1 | 5% | 19 |
| BARTON FAMILY PRACTICE | | 8 | 11 | 58% | 19 |
| NO NAME | | 8 | 11 | 58% | 19 |
| OCEAN REEF MEDICAL CENTER, LLC | | | 19 | 100% | 19 |
| GENTIVA HEALTH SERVICES | | 17 | 2 | 11% | 19 |
| ROYAL PALM MEDICAL GROUP, INC | | 19 | | | 19 |
| NANO HEALTH ASSOCIATES LLC | | 19 | | | 19 |
| GLEN OAKS URGENT CARE | | 18 | 1 | 5% | 19 |
| FLORIDA COMMUNITY HEALTH CENTER OF ST. LUCIE | | 1 | 18 | 95% | 19 |
| PATIENTS CHOICE LAB OF IND, LLC | | 16 | 3 | 16% | 19 |
| DOCTORS MEDICAL CENTER OF WALTON COUNTY CLINIC | | | 19 | 100% | 19 |
| JACKSON NORTH MEDICAL CENTER | | 2 | 17 | 89% | 19 |
| COMMUNITY HOME HEALTH CARE | | 19 | | | 19 |
| FAMILY CARE CYPRESS CREEK | | 1 | 18 | 95% | 19 |
| ELTINGVILLE CIRCLE URGENT CARE | | 18 | 1 | 5% | 19 |
| MED HEALTH SERVICES | | 18 | 1 | 5% | 19 |
| CITY OF NAPLES FIRE RESCUE | | 16 | 3 | 16% | 19 |
| BAPTIST PEDIATRICS | | 15 | 4 | 21% | 19 |
| TRINITY MEDICAL ASSOCIATES LLC | | | 19 | 100% | 19 |
| BAYCARE MEDICAL GROUP INC | | | 18 | 100% | 18 |
| MOORINGS PARK OAKSTONE AT GREY OAKS | | 17 | 1 | 6% | 18 |
| XPRESS WELLNESS URGENT CARE | | | 18 | 100% | 18 |
| ADVENTIST HEALTH SYSTEM | | 16 | 2 | 11% | 18 |
| ASCENSION ST VINCENT'S PRIMARY CARE | | 1 | 17 | 94% | 18 |
| MINUTECLINIC DIAGNOSTIC OF MICHIGAN PC | | 17 | 1 | 6% | 18 |
| GRAND AVE PHARMACY | | 1 | 17 | 94% | 18 |
| CORNER OAK ESTATE LLC | | 18 | | | 18 |
| MIAMI BEACH MEDICAL GROUP | | | 18 | 100% | 18 |
| FORT WALTON BEACH DEVELOPMENTAL CENTER | | 17 | 1 | 6% | 18 |
| GENERAL INTERNAL MEDICINE MEDICAL CTR CLINIC | | 13 | 5 | 28% | 18 |

COVID-19: testing by laboratory

Data through Apr 6, 2021 verified as of Apr 7, 2021 at 09:25 AM

Data in this report are provisional and subject to change.

The numbers in the table below represent the number of Florida and non-Florida residents for whom test results were received by the Department of Health. A person can be tested by more than one laboratory and can have both positive and negative results. **Therefore, the sum of the numbers in each column will be larger than the total number of people tested.**

| Reporting lab | Inconclusive | Negative | Positive | Percent positive | Total |
|---|--------------|----------|----------|------------------|-------|
| IONA COLLEGE HEALTH & WELLNESS CENTER | | 18 | | | 18 |
| MADISON CORE LABORATORIES | | 17 | 1 | 6% | 18 |
| MEDEXPRESS URGENT CARE - TIMBERLAKE | | 16 | 2 | 11% | 18 |
| PEDIATRICS IN BREVARD-COCOA BEACH | | 13 | 5 | 28% | 18 |
| CVS NV3210POCT LAS VEGAS | | 17 | 1 | 6% | 18 |
| PPD - IXLAYER | | 17 | 1 | 6% | 18 |
| CRANES VIEW LODGE | | | 18 | 100% | 18 |
| PRATTVILLE BAPTIST HOSPITAL | | 14 | 4 | 22% | 18 |
| MINUTECLINIC #8699 | | 14 | 4 | 22% | 18 |
| BROWNE MEDICAL | | 16 | 2 | 11% | 18 |
| LPG PRIMARY CARE AT COLONIAL CENTER DRIVE | | 16 | 2 | 11% | 18 |
| UM MILLER SCHOOL OF MEDICINE | | | 18 | 100% | 18 |
| WALGREEN EASTERN CO, INC | | 18 | | | 18 |
| BROOKDALE ST AUGUSTINE | | 1 | 17 | 94% | 18 |
| CLEVELAND CLINIC FLORIDA | | 1 | 17 | 94% | 18 |
| COLLEGE POINT URGENT CARE | | 15 | 3 | 17% | 18 |
| URGENT TEAM | | 15 | 3 | 17% | 18 |
| URGENT CARE AT LONGWOOD | | | 18 | 100% | 18 |
| BAY COUNTY HEALTH DEPARTMENT | | 14 | 4 | 22% | 18 |
| ST ANTHONY'S HOSP PATIENT CARE SERVICE | | | 18 | 100% | 18 |
| USCG AIR STATION CLEARWATER CLINIC | | 17 | 1 | 6% | 18 |
| THE CANOPY AT HARPER LAKE | 1 | | 17 | 94% | 18 |
| CITY OF LAKE MARY EMPLOYEE HEALTH CENTER | | 16 | 2 | 11% | 18 |
| AURORA DIAGNOSTICS | | 6 | 12 | 67% | 18 |
| MARION COUNTY HEALTH DEPARTMENT | | 17 | 1 | 6% | 18 |
| ST CATHERINE OF SIENA HOSPITAL | | 16 | 2 | 11% | 18 |
| HARTFORD HOSPITAL ANCILLARY LAB | | 17 | 1 | 6% | 18 |
| Z UROLOGY | | 18 | | | 18 |
| CABOT RESERVE ON THE GREEN | | 18 | | | 18 |
| STAT MEDICAL CLINIC III INC | | 12 | 6 | 33% | 18 |
| CAREHERE- LCS LEESBURG | | | 18 | 100% | 18 |
| ST. JUDES LABORATORIES | | 12 | 6 | 33% | 18 |
| MINUTECLINIC DIAGNOSTIC OF RHODE ISLAND, LLC #590 | | 17 | 1 | 6% | 18 |
| TPCA CLINICAL LABORATORIES | | 15 | 3 | 17% | 18 |
| TENDER CARE ALF | | 18 | | | 18 |
| VALLEY IMMEDIATE CARE | | 16 | 2 | 11% | 18 |
| AURORA UNIVERSITY WELLNESS CENTER | | 18 | | | 18 |
| ADVENT HEALTH - WINTER HAVEN | | 8 | 10 | 56% | 18 |
| OSCEOLA ALF OPERATOR, LLC DBA□ | | 18 | | | 18 |
| HEALTHCARE NOW | | | 17 | 100% | 17 |
| UNIVERSITY OF ALABAMA - FUNGAL REFERENCE LABORATORY | | 12 | 5 | 29% | 17 |
| DIEGO FALLON MD PA | | 6 | 11 | 65% | 17 |
| YUSRA MEDICAL ASSOCIATES PA | | 14 | 3 | 18% | 17 |
| MC DIAGNOSTIC OF CONNECTICUT, PC #775 | | 16 | 1 | 6% | 17 |
| CARE NOW, INC | | 13 | 4 | 24% | 17 |
| MARCO DRUGS AND COMPOUNDING | | 13 | 4 | 24% | 17 |

COVID-19: testing by laboratory

Data through Apr 6, 2021 verified as of Apr 7, 2021 at 09:25 AM

Data in this report are provisional and subject to change.

The numbers in the table below represent the number of Florida and non-Florida residents for whom test results were received by the Department of Health. A person can be tested by more than one laboratory and can have both positive and negative results. **Therefore, the sum of the numbers in each column will be larger than the total number of people tested.**

| Reporting lab | Inconclusive | Negative | Positive | Percent positive | Total |
|---|--------------|----------|----------|------------------|-------|
| CITY OF CLEARWATER EMPLOYEE HEALTH CENTER | | 7 | 10 | 59% | 17 |
| MINUTE CLINIC DIAGNOSTIC OF TN PC #64 | | 16 | 1 | 6% | 17 |
| LYNN KEEFE, MD PEDIATRICS | | 14 | 3 | 18% | 17 |
| REGENEXX TAMPA BAY | | 14 | 3 | 18% | 17 |
| VENICE REGIONAL BAYFRONT HEALTH | | | 17 | 100% | 17 |
| MASSACHUSETTS GENERAL HOSPITAL | | 1 | 16 | 94% | 17 |
| MD PLUS URGENT CARE, LLC | | | 17 | 100% | 17 |
| MINUTE-CLINIC DIAGNOSTIC OF VIRGINIA | | 14 | 3 | 18% | 17 |
| ROBERT WOOD JOHNSON UNIVERSITY HOSP | | 15 | 2 | 12% | 17 |
| COAST MED URGENT CARE | | 16 | 1 | 6% | 17 |
| URGENT CARE WEST CLINIC | | 14 | 3 | 18% | 17 |
| ST JOSEPH HOSPITAL | | 16 | 1 | 6% | 17 |
| CARESPOT EXPRESS HEALTHCARE | | | 17 | 100% | 17 |
| MINUTECLINIC, LLC, #4160 | | 13 | 4 | 24% | 17 |
| MI CASA DORADA ASSISTED LIVING FACILIT | | 17 | | | 17 |
| NAVAL MEDICAL CENTER SAN DIEGO | | | 17 | 100% | 17 |
| PRIMARY CARE WALK IN CLINIC PLLC | | | 17 | 100% | 17 |
| CITY OF SANFORD EMPLOYEE HEALTH AND | | 16 | 1 | 6% | 17 |
| MINUTECLINIC DIAGNOSTIC OF TEXAS LLC | | 15 | 2 | 12% | 17 |
| BAY BREEZE HEALTH AND REHABILITATION CENTER | | 9 | 8 | 47% | 17 |
| CENTRAL FLORIDA HEALTH SERVICES | | 13 | 4 | 24% | 17 |
| GENETIC TECHNOLOGICAL INNOVATIONS | | | 17 | 100% | 17 |
| MEDEXPRESS URGENT CARE, MOON TOWNSHIP | | 16 | 1 | 6% | 17 |
| URGENT CARE OF NEW YORK | | 16 | 1 | 6% | 17 |
| ADVENTHEALTH MEDICAL GROUP | | 12 | 5 | 29% | 17 |
| INTERMOUNTAIN CENTRAL LAB | | 1 | 16 | 94% | 17 |
| UC HEALTH UNIVERSITY HOSPITAL | | 14 | 3 | 18% | 17 |
| FORT HAMILTON URGENT CARE | | 17 | | | 17 |
| RESOLVE MOLECULAR DIAGNOSTICS | | 13 | 4 | 24% | 17 |
| UVMCM MICROBIOLOGY | | 16 | 1 | 6% | 17 |
| PARRISH HEALTH CENTER | | 14 | 3 | 18% | 17 |
| MAITLAND PRIMARY CARE | | 9 | 8 | 47% | 17 |
| ENCOMPASS HEALTH REHABILITATION | | 15 | 2 | 12% | 17 |
| ALBIBI | | 1 | 16 | 94% | 17 |
| LAKELAND HILLS CENTER | | 10 | 7 | 41% | 17 |
| MAIMONIDES MEDICAL CENTER | | 14 | 3 | 18% | 17 |
| VA MEDICAL CENTER | | | 17 | 100% | 17 |
| WELLINGTON FAMILY PRACTICE | | 13 | 4 | 24% | 17 |
| BROOKDALE CROWN POINT | | | 17 | 100% | 17 |
| FAST PACE MEDICAL CLINIC PLLC | | 15 | 2 | 12% | 17 |
| ESTATES MEDICAL CENTER INC | | 4 | 13 | 76% | 17 |
| UNIVERSITY LAB | | | 17 | 100% | 17 |
| INN AT LAKE SEMINOLE SQUARE, THE | | 17 | | | 17 |
| ABC PEDIATRICS OF PORT ST LUCIE | | 15 | 2 | 12% | 17 |
| PROMEDICA LABORATORIES | | 11 | 5 | 31% | 16 |
| SUFFRIDGE DRIVE GROUP HOME | | 16 | | | 16 |

COVID-19: testing by laboratory

Data through Apr 6, 2021 verified as of Apr 7, 2021 at 09:25 AM

Data in this report are provisional and subject to change.

The numbers in the table below represent the number of Florida and non-Florida residents for whom test results were received by the Department of Health. A person can be tested by more than one laboratory and can have both positive and negative results. **Therefore, the sum of the numbers in each column will be larger than the total number of people tested.**

| Reporting lab | Inconclusive | Negative | Positive | Percent positive | Total |
|--|--------------|----------|----------|------------------|-------|
| MEDEXPRESS URGENT CARE - SEMINOLE SQUA | | 14 | 2 | 13% | 16 |
| UNIVERSITY OF MIAMI MILLER SCHOOL | | | 16 | 100% | 16 |
| BONIFAY NURSING AND REHABILITATION CENTER | | | 16 | 100% | 16 |
| HODGES CLUSTER | | 2 | 14 | 88% | 16 |
| UNAVAILABLE/UNKNOWN/NO INFORMATION FOUND | | | 16 | 100% | 16 |
| NORTHWEST FLORIDA ENT, PA | | 5 | 11 | 69% | 16 |
| MEDICINE AT LONGWOOD | | 16 | | | 16 |
| CALLAWAY CLINIC | | 11 | 5 | 31% | 16 |
| SRMC AVALON | | 9 | 7 | 44% | 16 |
| MEDEXPRESS URGENT CARE LEWISBURG | | 15 | 1 | 6% | 16 |
| TMH FSU RAPID LABORATORY | | 2 | 14 | 88% | 16 |
| NORTHWEST FLORIDA SLEEP | | 1 | 15 | 94% | 16 |
| CRUCIAL CARE | | 10 | 6 | 38% | 16 |
| CVS HEALTH, #3396 | | 14 | 2 | 13% | 16 |
| FAST TRACK URGENT CARE CENTER - TYRONE | | | 16 | 100% | 16 |
| JS HEALTHCARE INC | | 16 | | | 16 |
| ASHRAF MEDICAL GROUP PLLC DBA PULSE M | | 15 | 1 | 6% | 16 |
| FRUITVILLE URGENT CARE | | | 16 | 100% | 16 |
| PANAMA CITY VITAS HOSPICE | | 16 | | | 16 |
| MEDEXPRESS URGENT CARE - ROBINSON TWP, STEUBENVILLE PIKE | | 14 | 2 | 13% | 16 |
| STARLING AT NOCATEE | | | 16 | 100% | 16 |
| URGENT CARE CLINIC OF LINCOLN | | 14 | 2 | 13% | 16 |
| MIRIMUS INC | | 1 | 15 | 94% | 16 |
| LAKEWOOD RANCH MEDICAL CENTER CLINICAL LAB | | | 16 | 100% | 16 |
| MILLENNIUM PHYSICIAN GRP LLC NAPLES PINE RIDGE | | | 16 | 100% | 16 |
| KETAMINE HEALTH CENTERS AT BONITA SPRINGS, LLC | | 16 | | | 16 |
| MORTON PLANT MEASE | | | 16 | 100% | 16 |
| NOVANT HEALTH GOHEALTH URGENT CARE-HARRISBURG | | 8 | 8 | 50% | 16 |
| PRESBYTERIAN MEDICAL SERVICES | | 16 | | | 16 |
| MINUTE CLINIC DIAGNOSTIC OF SOUTH CAROLINA | | 12 | 4 | 25% | 16 |
| FIRST CHOICE PEDIATRICS WINTER SPRINGS | | 12 | 4 | 25% | 16 |
| BVL PEDIATRICS | | 14 | 2 | 13% | 16 |
| DOC PAM PA | | 15 | 1 | 6% | 16 |
| Lab MSMC Hialeah | | | 16 | 100% | 16 |
| AVALON FAMILY RESORT ASSISTED LIVING LLC | | 16 | | | 16 |
| OKEECHOBEE HEALTHCARE FACILITY | | | 16 | 100% | 16 |
| ADVENT HEALTH - ZEPHYRHILLS | | | 16 | 100% | 16 |
| INTERNAL MEDICINE ASSOCIATES & SPECIALTIES INC | | 15 | 1 | 6% | 16 |
| ALL FLORIDA FAMILY & SPORTS MEDICINE | | 15 | 1 | 6% | 16 |
| BLOUNT MEMORIAL HOSPITAL | | 14 | 2 | 13% | 16 |
| GOOD SAMARITAN SOCIETY | | 16 | | | 16 |
| PRO HEALTH FAMILY PHYSICIANS, NYSTROM | | 16 | | | 16 |
| ST AUGUSTINE PLANTATION | | 1 | 15 | 94% | 16 |
| CLEVELAND CLINIC | | | 16 | 100% | 16 |
| HEALTH CENTRAL HOSPITAL | | | 16 | 100% | 16 |
| XERA MED RESEARCH | | | 16 | 100% | 16 |

COVID-19: testing by laboratory

Data through Apr 6, 2021 verified as of Apr 7, 2021 at 09:25 AM

Data in this report are provisional and subject to change.

The numbers in the table below represent the number of Florida and non-Florida residents for whom test results were received by the Department of Health. A person can be tested by more than one laboratory and can have both positive and negative results. **Therefore, the sum of the numbers in each column will be larger than the total number of people tested.**

| Reporting lab | Inconclusive | Negative | Positive | Percent positive | Total |
|---|--------------|----------|----------|------------------|-------|
| PIEDMONT HOSPITAL CLINICAL LABORATORY | | 15 | 1 | 6% | 16 |
| MINNEOLA PLACE A HOMEBRIDGE COMMUNITY | | 16 | | | 16 |
| YORKVILLE PEDIATRIC URGENT CARE | | 16 | | | 16 |
| SOMA MEDICAL CENTER PA | | | 16 | 100% | 16 |
| DAVITA DIALYSIS | | 4 | 12 | 75% | 16 |
| COMMUNITY HEALTH OF SOUTH FLORIDA INC | | | 16 | 100% | 16 |
| MINUTE CLINIC | | 1 | 15 | 94% | 16 |
| HUDSON VALLEY HOSPITAL CENTER LABORATORY | | 15 | 1 | 6% | 16 |
| EAR NOSE & THROAT ASSOCIATES OF MANATEE PA | | 16 | | | 16 |
| JOSEPH MIGNOGNA | | 13 | 3 | 19% | 16 |
| BESSENT ROAD GROUP HOME | | 15 | | | 15 |
| MINUTECLINIC INCORPORATE, LLC | | 12 | 3 | 20% | 15 |
| GUIDEWELL EMERGENCY MEDICINE DOCTORS LLC #33 | | 8 | 7 | 47% | 15 |
| FLORIDA DEPARTMENT OF HEALTH IN HILLSBOROUGH COUNTY | | 1 | 14 | 93% | 15 |
| MONTEFIORE ST LUKE'S CORNWALL HOSPITAL | | 11 | 4 | 27% | 15 |
| SELECT PHYSICIANS ALLIANCE PL | | 15 | | | 15 |
| CLINIC OF PEDIATRICS & GI MEDICINE INC | | 1 | 14 | 93% | 15 |
| West Gate Village, LLC | | 15 | | | 15 |
| MILTON 4707 | | 15 | | | 15 |
| NOVALIFE MEDSPA | | | 15 | 100% | 15 |
| Astoria Health and Rehab | | 15 | | | 15 |
| BRYAN WHITFIELD MEMORIAL HOSPITAL | | 10 | 5 | 33% | 15 |
| KIMBERLY J HENDERSON MD PC | | 14 | 1 | 7% | 15 |
| CUSTEAD CARE CENTER HAVEN HOSPICE | | 12 | 3 | 20% | 15 |
| CVS TX8321POCT MCKINNEY | | 15 | | | 15 |
| TELEVISIT MALABAR PEDIATRICS | | 5 | 10 | 67% | 15 |
| HOLLEY-NAVARRE MEDICAL CLINIC | | 5 | 10 | 67% | 15 |
| MINUTECLINIC, LLC #4507 | | 14 | 1 | 7% | 15 |
| WALK IN URGENT CARE | | | 15 | 100% | 15 |
| LONG ISLAND JEWISH VALLEY STREAM | | 14 | 1 | 7% | 15 |
| AJU GEORGE MD PA | | | 15 | 100% | 15 |
| BAPTIST MEDICAL CENTER EAST | | 11 | 4 | 27% | 15 |
| MEDLAB ASSOCIATES LLC | | 15 | | | 15 |
| PREMIER LABORATORY SERVICES, LLC | | 5 | 10 | 67% | 15 |
| MINUTE CLINIC LLC #5733 | | 15 | | | 15 |
| FAMILY CARE CENTER OF ARLINGTON | | 10 | 5 | 33% | 15 |
| MINUTECLINIC DIAGNOSTIC OF TN PC #6415 | | 11 | 4 | 27% | 15 |
| MINUTECLINIC, LLC #1586 | | 12 | 3 | 20% | 15 |
| OPTIONS FOR SENIORS INC DBA PALM KREST MANOR | | 12 | 3 | 20% | 15 |
| SINAI HOSPITAL OF BALTIMORE | | 15 | | | 15 |
| HEALTH MED HOME CARE, LLC | | 15 | | | 15 |
| MINUTECLINIC DIAGNOSTIC OF TN PC #566 | | 13 | 2 | 13% | 15 |
| GNT ASSOCIATES | | 14 | 1 | 7% | 15 |
| MEADOWCREST MOLECULAR DIAGNOSTICS, LLC | | | 15 | 100% | 15 |
| DIATHERIX | | 13 | 2 | 13% | 15 |
| KIDSWOOD PEDIATRICS CORP | | 6 | 9 | 60% | 15 |

COVID-19: testing by laboratory

Data through Apr 6, 2021 verified as of Apr 7, 2021 at 09:25 AM

Data in this report are provisional and subject to change.

The numbers in the table below represent the number of Florida and non-Florida residents for whom test results were received by the Department of Health. A person can be tested by more than one laboratory and can have both positive and negative results. **Therefore, the sum of the numbers in each column will be larger than the total number of people tested.**

| Reporting lab | Inconclusive | Negative | Positive | Percent positive | Total |
|---|--------------|----------|----------|------------------|-------|
| UNIVERSITY HOSPITAL UC HEALTH | | 11 | 4 | 27% | 15 |
| MEDEXPRESS URGENT CARE - LAFAYETTE | | 14 | 1 | 7% | 15 |
| URGENT CARE & FAMILY PRACTICE CENTER | | | 15 | 100% | 15 |
| DR PHILLIPS MEDICAL WELLNESS CENTER | | 12 | 3 | 20% | 15 |
| MINUTE CLINIC DIAGNOSTIC OF TEXAS, LLC | | 15 | | | 15 |
| INDIANA STATE DEPARTMENT OF HEALTH | | 1 | 14 | 93% | 15 |
| RICH STREET GROUP HOME | | 8 | 7 | 47% | 15 |
| PATHLINE | | | 15 | 100% | 15 |
| OAKMONTE VILLAGE OF DAVIE | | | 15 | 100% | 15 |
| EASTLAKE PEDIATRICS - TRINITY | | 15 | | | 15 |
| FAMILY CARE | | | 15 | 100% | 15 |
| MEDEXPRESS URGENT CARE- MARYLAND | | 14 | 1 | 7% | 15 |
| LILY'S PROMISE AL#12775 | | 15 | | | 15 |
| MIAMI BEACH MEDICAL GROUP LLC | | | 15 | 100% | 15 |
| ORLANDO HEALTH | | 2 | 13 | 87% | 15 |
| CVS MINUTE CLINIC DIAGNOSTIC OF TN #6044 | | 13 | 2 | 13% | 15 |
| HUNTINGTON URGENT CARE | | 14 | 1 | 7% | 15 |
| BAYA URGENT CARE LLC | | 1 | 14 | 93% | 15 |
| OPIS ISLAND LAKE CENTER | | 13 | 1 | 7% | 14 |
| The Evangelical Lutheran Good Samaritan Society | | 14 | | | 14 |
| MINUTECLINIC DIAGNOSTIC OF TN, PC 6438 | | 12 | 2 | 14% | 14 |
| MEDLAB INC | | 14 | | | 14 |
| J AND J VISTAKON EMPLOYEE HEALTH CENTER | | 13 | 1 | 7% | 14 |
| LUCID DIAGNOSTICS LABS | | | 14 | 100% | 14 |
| BAPTIST PRIMARY CARE PONTE VEDRA | | 8 | 6 | 43% | 14 |
| WALGREENS #07936 | | 13 | 1 | 7% | 14 |
| ST CLOUD MEDICAL GROUP | | 12 | 2 | 14% | 14 |
| LEHIGH VALLEY HOSPITAL | | 3 | 11 | 79% | 14 |
| WALGREENS_COCONUT CREEK | | 10 | 4 | 29% | 14 |
| FAMILY PRACTICE ON THE GO | | 6 | 8 | 57% | 14 |
| SARASOTA - ROBERT L TAYLOR COMMUNITY CENTER | | 1 | 13 | 93% | 14 |
| ALAN L MELOTEK MD | | 14 | | | 14 |
| GRADY HEALTH SYSTEM | | 14 | | | 14 |
| CVS NC4165POCT BREVARD | | 8 | 6 | 43% | 14 |
| PT&J REHAB - VILLAGE OF ROYAL PALM BEACH | | 12 | 2 | 14% | 14 |
| SEBRING PEDIATRICS LLC | | | 14 | 100% | 14 |
| MINUTECLINIC DIAGNOSTIC OF VIRGINIA, LLC #1416 | | 13 | 1 | 7% | 14 |
| NORTHERN WESTCHESTER HOSPITAL LABORATORY | | 12 | 2 | 14% | 14 |
| ARNOT OGDEN MEDICAL CENTER LABORATORY | | 14 | | | 14 |
| MONTEFIORE MEDICAL CENTER LABORATORIES - WEILER | | 10 | 4 | 29% | 14 |
| SOMA MEDICAL CENTER, PA #4 FLORIDA MANGO | | | 14 | 100% | 14 |
| LPG PRIMARY CARE AT MATTHEW DRIVE | | 14 | | | 14 |
| HAVEN HOSPICE IN CHIEFLAND | | 9 | 5 | 36% | 14 |
| DESOTO HEALTH AND REHAB LLC | | 9 | 5 | 36% | 14 |
| EMORY CRAWFORD LONG HOSPITAL LABORATOR | | 13 | 1 | 7% | 14 |
| NIGHT OWL PEDIATRICS URGENT CARE | | | 14 | 100% | 14 |

COVID-19: testing by laboratory

Data through Apr 6, 2021 verified as of Apr 7, 2021 at 09:25 AM

Data in this report are provisional and subject to change.

The numbers in the table below represent the number of Florida and non-Florida residents for whom test results were received by the Department of Health. A person can be tested by more than one laboratory and can have both positive and negative results. **Therefore, the sum of the numbers in each column will be larger than the total number of people tested.**

| Reporting lab | Inconclusive | Negative | Positive | Percent positive | Total |
|---|--------------|----------|----------|------------------|-------|
| TLC FAMILY CARE HOME INC | | 14 | | | 14 |
| SURGERY CENTER OF CORAL GABLES LLC,THE | | 11 | 3 | 21% | 14 |
| CVS MINUTE CLINIC DIAGNOSTIC OF WISCONSIN | | 14 | | | 14 |
| MELBOURNE FAMILY PRACTICE | | 12 | 2 | 14% | 14 |
| BROOKLYN HOSPITAL CENTER DOWNTOWN CAMPUS | | 14 | | | 14 |
| TGH URGENT CARE - WESLEY CHAPEL | | | 14 | 100% | 14 |
| CVS NY491POCT JACKSON HEIGHTS | | 14 | | | 14 |
| ALASKA PUBLIC HEALTH LAB | | 1 | 13 | 93% | 14 |
| SOUTHEASTERN UNIVERSITY INC | | 14 | | | 14 |
| TALLAHASSEE PRIMARY CARE ASSOCIATES PA | | 12 | 2 | 14% | 14 |
| INHEALTH LIFE SCIENCES | | 6 | 8 | 57% | 14 |
| NORTHWESTERN MEMORIAL HOSPITAL | | | 14 | 100% | 14 |
| INTEGRATED FAMILY MEDICAL CENTER | | | 14 | 100% | 14 |
| FG RAPID RESULTS LLC | | 8 | 6 | 43% | 14 |
| Terrace of Jacksonville | | | 14 | 100% | 14 |
| SIGMUND LABS LLC | | 14 | | | 14 |
| MADISON COUNTY HEALTH DEPARTMENT | | 7 | 7 | 50% | 14 |
| SARNO FAMILY PRACTICE | | 1 | 13 | 93% | 14 |
| STEWART MELBOURNE HOSPITAL, INC | 1 | | 13 | 93% | 14 |
| GRACE COMMUNITY PHARMACY | | 1 | 13 | 93% | 14 |
| MC DIAGNOSTIC OF CONNECTICUT, PC #1960 | | 14 | | | 14 |
| BOCA SIMON | | 2 | 12 | 86% | 14 |
| CVS TN5639POCT FARRAGUT | | 11 | 3 | 21% | 14 |
| FAMILY MEDICINE OF WESTON LLC | | 6 | 8 | 57% | 14 |
| HEALTHFIRST ADVENT HEALTH CENTRA CARE COCOA BEACH | | | 14 | 100% | 14 |
| PARROTT MEDICAL CLINIC | | | 14 | 100% | 14 |
| RIVERSIDE COTTAGES AT THE SHORES, LLC | | | 14 | 100% | 14 |
| EPIPHANY HEALTH | | 8 | 6 | 43% | 14 |
| MINUTECLINIC DIAGNOSTIC OF TN, PC 4992 | | 14 | | | 14 |
| BERGEN NEW BRIDGE M | | 13 | 1 | 7% | 14 |
| PROHEALTH CARE ASSOCIATES MOBILE | | 11 | 3 | 21% | 14 |
| POLK CHD BARTOW | | 13 | 1 | 7% | 14 |
| GADSDEN REGIONAL MEDICAL CENTER | | 14 | | | 14 |
| CARENOW URGENT CARE-WEST END | | 9 | 5 | 36% | 14 |
| ACCESS HOME HEALTH OF FLORIDA LLC | | 14 | | | 14 |
| PREMIUM HEALTH CARE | | | 14 | 100% | 14 |
| COMPREHENSIVE CHILDCARE ASSOCIATES | | 8 | 6 | 43% | 14 |
| CVS MINUTE CLINIC, LLC | | 12 | 2 | 14% | 14 |
| SOUTHEASTERN LABORATORY | | | 14 | 100% | 14 |
| Hackensack Umc Mountainside | | 12 | 1 | 8% | 13 |
| VALDOSTA FAMILY MEDICINE | | 1 | 12 | 92% | 13 |
| CVS MINUTE CLINIC DIAGNOSTIC MED GRP OF CA | | 13 | | | 13 |
| AVENTURA HOSPITAL AND MEDICAL CENTER | | | 13 | 100% | 13 |
| ORLANDO COVID TEST , LLC | | 11 | 2 | 15% | 13 |
| BRONSON FIRE DEPARTMENT | | 13 | | | 13 |
| DEVEREUX FLORIDA CHILDRENS CENTER | | | 13 | 100% | 13 |

COVID-19: testing by laboratory

Data through Apr 6, 2021 verified as of Apr 7, 2021 at 09:25 AM

Data in this report are provisional and subject to change.

The numbers in the table below represent the number of Florida and non-Florida residents for whom test results were received by the Department of Health. A person can be tested by more than one laboratory and can have both positive and negative results. **Therefore, the sum of the numbers in each column will be larger than the total number of people tested.**

| Reporting lab | Inconclusive | Negative | Positive | Percent positive | Total |
|---|--------------|----------|----------|------------------|-------|
| ESCAMBIA COMMUNITY CLINIC | | 2 | 11 | 85% | 13 |
| MEDI-DRUG INC | | 12 | 1 | 8% | 13 |
| GULF COAST MEDICAL GROUP | | 5 | 8 | 62% | 13 |
| RED MOUNTAIN DIAGNOSTICS | | 13 | | | 13 |
| CVS MINUTE CLINIC DIAGNOSTIC OF TEXAS, LLC | | 10 | 3 | 23% | 13 |
| ROCKLEDGE | | 3 | 10 | 77% | 13 |
| BARRANCO CLINIC,THE | 3 | 9 | 1 | 8% | 13 |
| JOHNS HOPKINS MEDICAL LABORATORIES | | 1 | 12 | 92% | 13 |
| MINUTECLINIC DIAGNOSTIC OF SC, LLC #2 | | 12 | 1 | 8% | 13 |
| PARKWEST MEDICAL CENTER | | 11 | 2 | 15% | 13 |
| INFEXIONSHIELD INC. | | 13 | | | 13 |
| HAWTHORNE INN OF LAKELAND | | 13 | | | 13 |
| LIFELINK TISSUE BANK D/B/A LIFELINK TISSUE BANK | | 12 | 1 | 8% | 13 |
| LAKELAND REGIONAL HEALTH GRASSLANDS | | 12 | 1 | 8% | 13 |
| NATIONAL GENETICS INST LABCORP | | 4 | 9 | 69% | 13 |
| FLORIDA STATE HOSPITAL | | | 13 | 100% | 13 |
| MAINSTREET FAMILY SELECT | | 1 | 12 | 92% | 13 |
| DYNAMIC DNA LAB | | 1 | 12 | 92% | 13 |
| MHHS All Lab Subsection | | 13 | | | 13 |
| DELIVER MY MEDS CORP | | 13 | | | 13 |
| GAMMA DIAGNOSTIC LAB LLC | | | 13 | 100% | 13 |
| MONTEFIORE NYACK HOSPITAL AFFILIATED LABORATORY | | 12 | 1 | 8% | 13 |
| ORCHID COVE | | 3 | 10 | 77% | 13 |
| SHELBY COUNTY HEALTH CARE CORPORATION | | 10 | 3 | 23% | 13 |
| AVALON MEDICAL WALK IN CLINIC | | | 13 | 100% | 13 |
| HARBOR CHASE OF JACKSONVILLE | | | 13 | 100% | 13 |
| TREEHOUSE PEDIATRICS | | 12 | 1 | 8% | 13 |
| STATEN ISLAND UNIVERSITY HOSPITAL SEGUINE AVE | | 12 | 1 | 8% | 13 |
| METHODIST MEDICAL CENTER | | 10 | 3 | 23% | 13 |
| MED TECH SERVICES OF PALM BEACH INC | | 13 | | | 13 |
| MINUTECLINIC, LLC, DBA MINUTECLINIC #6 | | 13 | | | 13 |
| BELLEVUE HOSPITAL CENTER DEPARTMENT | | 13 | | | 13 |
| CULINARY INSTITUTE OF AMERICA STUDENT | 3 | 10 | | | 13 |
| CLINICAL LABORATORY SERVICES | | | 13 | 100% | 13 |
| RIVERSIDE MEDICAL GROUP | | 12 | 1 | 8% | 13 |
| URGENT MEDICAL CENTER INC | | 5 | 8 | 62% | 13 |
| VRL EUROFINS - HAWAII | | 13 | | | 13 |
| HORIZON MEDICAL GROUP | | 11 | 2 | 15% | 13 |
| AEGIS MEDICAL GROUP, LLC | | 13 | | | 13 |
| CARENOW URGENT CARE-DONELSON | | 10 | 3 | 23% | 13 |
| EFFINGER HEALTH, PA | | 13 | | | 13 |
| EAR NOSE AND THROAT ASSOCIATES OF MANATEE, P.A. | | 10 | 3 | 23% | 13 |
| THE PLAZA AT PARKSQUARE | | 13 | | | 13 |
| CROSS CARE CENTER | | | 13 | 100% | 13 |
| CLINICAL LABS OF HAWAII | | 13 | | | 13 |
| COVANCE CENTRAL LABORATORY | | | 13 | 100% | 13 |

COVID-19: testing by laboratory

Data through Apr 6, 2021 verified as of Apr 7, 2021 at 09:25 AM

Data in this report are provisional and subject to change.

The numbers in the table below represent the number of Florida and non-Florida residents for whom test results were received by the Department of Health. A person can be tested by more than one laboratory and can have both positive and negative results. **Therefore, the sum of the numbers in each column will be larger than the total number of people tested.**

| Reporting lab | Inconclusive | Negative | Positive | Percent positive | Total |
|--|--------------|----------|----------|------------------|-------|
| CVS MINUTE CLINIC DIAGNOSTIC PA | | 10 | 3 | 23% | 13 |
| VILLA OF KINGS AND QUEENS OF DELRAY | | 13 | | | 13 |
| MINUTE CLINIC LLC #2775 | | 12 | 1 | 8% | 13 |
| VIGILANT HEALTHCARE | | 11 | 2 | 15% | 13 |
| LAKE CO SCHOOLS EMPLOYEE HEALTH & WELLNESS CENTER | 1 | 9 | 3 | 23% | 13 |
| SOUTHEAST FAMILY HEALTHCARE CENTER | | | 13 | 100% | 13 |
| CVS PHARMACY | | | 13 | 100% | 13 |
| LIFE'S SPECIAL MOMENTS INC | | 13 | | | 13 |
| WORLD WRESTLING ENTERTAINMENT | | | 13 | 100% | 13 |
| IN-OFFICE LAB | | 12 | 1 | 8% | 13 |
| CVS NC187POCT CHARLOTTE | | 12 | 1 | 8% | 13 |
| ORMOND MEDICAL ARTS | | 3 | 10 | 77% | 13 |
| CORAL LANDING ASSISTED LIVING | | 11 | 2 | 15% | 13 |
| GLENBROOKE AT PALM BAY | | | 13 | 100% | 13 |
| Sunnyside Care Center | | 13 | | | 13 |
| FLORIDA MEDICAL ASSOCIATES LLC | | 9 | 4 | 31% | 13 |
| BROOKDALE DELAND | | | 13 | 100% | 13 |
| MINUTECLINIC DIAGNOSTIC OF RHODE ISLAND | | 10 | 3 | 23% | 13 |
| PHELPS HOSPITAL LABORATORY | | 11 | 2 | 15% | 13 |
| ACADIAN DIAGNOSTIC LABORATORIES | | 8 | 4 | 33% | 12 |
| WESTERN NEW YORK IMMEDIATE MEDICAL CAR | | 12 | | | 12 |
| MC DIAGNOSTIC OF CONNECTICUT, PC # 257 | | 11 | 1 | 8% | 12 |
| SUWANNEE COUNTY JAIL | | 11 | 1 | 8% | 12 |
| CARLOS PORTU MD, PLLC | | | 12 | 100% | 12 |
| IREPERTOIRE_MOL_LAB | | 12 | | | 12 |
| BROOKDALE CITRUS | | | 12 | 100% | 12 |
| BENNETT PEDIATRICS | | 12 | | | 12 |
| GEORGE W FERGUSON MD-CONCIERGE MEDICAL SERVICES PL | | 11 | 1 | 8% | 12 |
| PANCARE HEALTH - WEWA ELEMENTARY | | | 12 | 100% | 12 |
| ADVENTHEALTH MEDICAL GROUP CARE CLINIC AT | | 8 | 4 | 33% | 12 |
| LIFE CARE OF PORT SAINT LUCIE | | 3 | 9 | 75% | 12 |
| MEYER PEDIATRICS CHTD | | 11 | 1 | 8% | 12 |
| SENIOR HOME CARE INC | | 12 | | | 12 |
| VILLA HEALTH NH LLC | | 10 | 2 | 17% | 12 |
| SUMMIT ATLANTIC SURGERY CENTER | | 12 | | | 12 |
| CVS MINUTE CLINIC DIAGNOSTIC OF VIRGINIA | | 12 | | | 12 |
| MEDEXPRESS URGENT CARE CHARLESTON | | 8 | 4 | 33% | 12 |
| BRITO MEDICAL CENTER | | 10 | 2 | 17% | 12 |
| ORLANDO FAMILY MEDICAL INC | | 12 | | | 12 |
| COLLIER COUNTY HEALTH DEPT. | | 7 | 5 | 42% | 12 |
| TREASURE COAST URGENT & FAMILY CARE | | | 12 | 100% | 12 |
| VERITAS RESEARCH CORP | | | 12 | 100% | 12 |
| Lady Lake Specialty Care | | | 12 | 100% | 12 |
| RICHMOND UNIVERSITY MEDICAL CENTER | | 10 | 2 | 17% | 12 |
| NAPLES GREEN VILLAGE | | 12 | | | 12 |
| CARDIOTHORACIC SURGERY OF HYDE PARK | | | 12 | 100% | 12 |

COVID-19: testing by laboratory

Data through Apr 6, 2021 verified as of Apr 7, 2021 at 09:25 AM

Data in this report are provisional and subject to change.

The numbers in the table below represent the number of Florida and non-Florida residents for whom test results were received by the Department of Health. A person can be tested by more than one laboratory and can have both positive and negative results. **Therefore, the sum of the numbers in each column will be larger than the total number of people tested.**

| Reporting lab | Inconclusive | Negative | Positive | Percent positive | Total |
|---|--------------|----------|----------|------------------|-------|
| FHCP-PORT ORANGE | | 3 | 9 | 75% | 12 |
| BAPTIST HEALTH | | | 12 | 100% | 12 |
| CVS MINUTE CLINIC DIAGNOSTIC PA #3060 | | 10 | 2 | 17% | 12 |
| MEDLABS DIAGNOSTICS | | 10 | 2 | 17% | 12 |
| LAB UNKNOWN | | 1 | 11 | 92% | 12 |
| MINUTECLINIC DIAGNOSTIC OF NORTH CAROLINA, PC | | 11 | 1 | 8% | 12 |
| TMH PHYSICIAN PARTNERS - MONTICELLO | | 10 | 2 | 17% | 12 |
| MINUTE CLINIC DIAGNOSTIC OF SC, LLC #42 | | 11 | 1 | 8% | 12 |
| MEDEXPRESS URGENT CARE-ALTOONA | | 10 | 2 | 17% | 12 |
| NEW YORK PRESBYTERIAN - LOWER MANHATTAN | | 12 | | | 12 |
| ST MARYS MEDICAL CENTER | | | 12 | 100% | 12 |
| SOMA MEDICAL CENTER, P.A. | | | 12 | 100% | 12 |
| MC DIAGNOSTIC OF CONNECTICUT PC #459 | | 12 | | | 12 |
| CARE FAST MURABELLA | | 7 | 5 | 42% | 12 |
| WANTAGH URGENT CARE | | 9 | 3 | 25% | 12 |
| APPLE DIAGNOSTICS LAB | | 5 | 7 | 58% | 12 |
| WELLMED AT PORT ST LUCIE WEST | | 8 | 4 | 33% | 12 |
| FLORIDA DEPT OF HEALTH | | 4 | 8 | 67% | 12 |
| MERIDIAN AT WATERWAYS, THE | | 10 | 2 | 17% | 12 |
| VENICE URGENT CARE - GULF COAST | | | 12 | 100% | 12 |
| MI2297090CV HOLLAND-23D2189684 | | 12 | | | 12 |
| URGENT TEAM MANAGEMENT OF TENNESSEE | | 10 | 2 | 17% | 12 |
| CARROLL GARDENS URGENT CARE | | 12 | | | 12 |
| ST CLOUD COMPOUNDING PHARMACY & WELLNESS CENTER | | 11 | 1 | 8% | 12 |
| VISTACARE PHARMACY I | | 10 | 2 | 17% | 12 |
| CVS NC2357POCT HUNTERSVILLE | | 10 | 2 | 17% | 12 |
| SONORA QUEST LABORATORIES | | | 12 | 100% | 12 |
| MERCY MEDICAL CENTER | | 5 | 7 | 58% | 12 |
| CVS TN5601POCT LENOIR CITY | | 10 | 2 | 17% | 12 |
| FAMILY MEDICINE AT LONGWOOD | | | 12 | 100% | 12 |
| FLORIDA DEPARTMENT OF HEALTH WASHINGTON COUNTY | | 7 | 5 | 42% | 12 |
| LEON CHD | | 12 | | | 12 |
| RUSSELL MEDICAL CENTER | | 11 | 1 | 8% | 12 |
| DAVID LAWRENCE CENTER INC | | 10 | 2 | 17% | 12 |
| VIBRANT AMERICA | | 10 | 2 | 17% | 12 |
| PROMUS DIAGNOSTICS, LLC | | | 12 | 100% | 12 |
| MIRACLE ALF INC | | 12 | | | 12 |
| MEDEXPRESS URGENT CARE - MONROE | | 12 | | | 12 |
| MEDEXPRESS URGENT CARE - CHRISTIANBURG | | 8 | 4 | 33% | 12 |
| BAYONET POINT HOSPITAL | | | 12 | 100% | 12 |
| THE POTTER'S HOUSE AT CANNON POINT | | 12 | | | 12 |
| GLEN OAKS HEALTH AND REHABILITATION CENTER | | | 12 | 100% | 12 |
| CVS MINUTE CLINIC DIAGNOSTIC OF TN #3293 | | 11 | 1 | 8% | 12 |
| OHIO STATE UNIVERSITY MEDICAL CENTER | | | 12 | 100% | 12 |
| WOODLAND TOWERS | | 6 | 6 | 50% | 12 |
| SAMARITAN MEDICAL CENTER | | 12 | | | 12 |

COVID-19: testing by laboratory

Data through Apr 6, 2021 verified as of Apr 7, 2021 at 09:25 AM

Data in this report are provisional and subject to change.

The numbers in the table below represent the number of Florida and non-Florida residents for whom test results were received by the Department of Health. A person can be tested by more than one laboratory and can have both positive and negative results. **Therefore, the sum of the numbers in each column will be larger than the total number of people tested.**

| Reporting lab | Inconclusive | Negative | Positive | Percent positive | Total |
|---|--------------|----------|----------|------------------|-------|
| BROWARD DIALYSIS | | | 12 | 100% | 12 |
| MINUTECLINIC DIAGNOSTIC OF ILLINOIS LL | | 10 | 2 | 17% | 12 |
| CITY OF WEST PALM BEACH EMPLOYEE & FAMILY HEALTH | | 12 | | | 12 |
| ST PETER'S UNIVERSITY HOSPITAL | | 9 | 3 | 25% | 12 |
| IGENEX INC | | 12 | | | 12 |
| MINUTECLINIC, LLC #1492 | | 12 | | | 12 |
| FAMILY MEDICINE AT HUNTERS CREEK | | 12 | | | 12 |
| HAVEN HOSPICE | | | 12 | 100% | 12 |
| DEPARTMENT OF PUBLIC HEALTH | | 12 | | | 12 |
| GENESIS | | 8 | 4 | 33% | 12 |
| ORLANDO FAMILY PHYSICIANS INC | | 7 | 4 | 36% | 11 |
| UNIVERSITY CENTRA CARE | | 10 | 1 | 9% | 11 |
| AZALEA HEALTH | | 2 | 9 | 82% | 11 |
| BOCA RATON REGIONAL HOSPITAL LAB | | | 11 | 100% | 11 |
| WATSON HEALTHCARE | | 8 | 3 | 27% | 11 |
| TELEVISIT PALM BAY FAMILY PRACTICE | | 9 | 2 | 18% | 11 |
| MINUTECLINIC DIAGNOSTIC OF OKLAHOMA | | 9 | 2 | 18% | 11 |
| TINA'S ASSISTED LIVING FACILITY CORP | | 11 | | | 11 |
| DYNAMIC HEALTH CENTERS INC | | 7 | 4 | 36% | 11 |
| PALM BEACH PATHOLOGY | | 9 | 2 | 18% | 11 |
| MEDEXPRESS URGENT CARE - BENTON HARBOR | | 11 | | | 11 |
| MONROE COUNTY HOSPITAL | | 8 | 3 | 27% | 11 |
| CURATIVE | | 1 | 10 | 91% | 11 |
| St. Annes Nursing Center, St. Annes Residence, Inc. | | 11 | | | 11 |
| SE MORAN FAMILY HEALTH LLC | | 10 | 1 | 9% | 11 |
| CVS MINUTE CLINIC DIAGNOSTIC OF TEXAS, LLC | | 9 | 2 | 18% | 11 |
| MINUTECLINIC LLC (1435) | | 10 | 1 | 9% | 11 |
| MINUTECLINIC, LLC, DBA MINUTECLINIC #2 | | 9 | 2 | 18% | 11 |
| TROPICANA | | 5 | 6 | 55% | 11 |
| CLEVELAND TENNESSEE HOSPITAL COMPANY | | 10 | 1 | 9% | 11 |
| HNL LAB MEDICINE | | 8 | 3 | 27% | 11 |
| ST LUKES ROOSEVELT LABORATORY | | 9 | 2 | 18% | 11 |
| CAN COMMUNITY HEALTH, INC | | 10 | 1 | 9% | 11 |
| CVS HEALTH MINUTE CLINIC | | 1 | 10 | 91% | 11 |
| REDMED CLINIC OF ARLINGTON | | 10 | 1 | 9% | 11 |
| NORTH OKALOOSA PHYSICIAN GROUP | | 10 | 1 | 9% | 11 |
| WESTPAC LABS INC | 1 | | 10 | 91% | 11 |
| MINUTECLINIC, LLC #1470 | | 10 | 1 | 9% | 11 |
| HEALTH NETWORK LABORATORIES | | 7 | 4 | 36% | 11 |
| COLLIER HMA PHYSICIAN MANAGEMENT, LLC | | 2 | 9 | 82% | 11 |
| MEDICAL CENTER AFFILIATES WEST PALM | | | 11 | 100% | 11 |
| PEPIN ACADEMIES-PASCO | | 11 | | | 11 |
| ST. PETERSBURG PEDIATRICS | | | 11 | 100% | 11 |
| UMHC/SYLVESTER AT KENDALL | | 1 | 10 | 91% | 11 |
| MINUTE CLINIC LLC #5706 | | 10 | 1 | 9% | 11 |
| ELITE HOME HEALTH SERVICES | | 11 | | | 11 |

COVID-19: testing by laboratory

Data through Apr 6, 2021 verified as of Apr 7, 2021 at 09:25 AM

Data in this report are provisional and subject to change.

The numbers in the table below represent the number of Florida and non-Florida residents for whom test results were received by the Department of Health. A person can be tested by more than one laboratory and can have both positive and negative results. **Therefore, the sum of the numbers in each column will be larger than the total number of people tested.**

| Reporting lab | Inconclusive | Negative | Positive | Percent positive | Total |
|---|--------------|----------|----------|------------------|-------|
| MEDEXPRESS URGENT CARE - PANTOPS | | 10 | 1 | 9% | 11 |
| MEDEXPRESS URGENT CARE MONACA | | 11 | | | 11 |
| ASSOCIATES MD CYPRESS CREEK | | | 11 | 100% | 11 |
| THE TERRACE OF SAINT CLOUD | | 9 | 2 | 18% | 11 |
| GENOPTIX MEDICAL LABORATORY | | 10 | 1 | 9% | 11 |
| ASSOCIATES IN MEDICINE | | 7 | 4 | 36% | 11 |
| ENCORE AT BOCA RATON, THE | | | 11 | 100% | 11 |
| GRAND VILLA OF PALM COAST | | 11 | | | 11 |
| CREATIVE TESTING SOLUTIONS | | 4 | 7 | 64% | 11 |
| ACCENTCARE | | 11 | | | 11 |
| MISSOURI DEPARTMENT OF HEALTH AND SENIOR SERVICES | | | 11 | 100% | 11 |
| VITAS HEALTH INC | | 5 | 6 | 55% | 11 |
| MINUTE CLINIC OF KANSAS PA | | 6 | 5 | 45% | 11 |
| CROSSROADS URGENT CARE, PLLC | | 11 | | | 11 |
| ADVENTIST HEALTH SYSTEM FLORIDA DEPT OF HEALTH | | 7 | 4 | 36% | 11 |
| CVS MINUTE CLINIC DIAGNOSTIC | | 10 | 1 | 9% | 11 |
| NIGHT LITE PEDIATRICS CENTER, LLC | | 1 | 10 | 91% | 11 |
| ILLINOIS DEPT OF PUBLIC HEALTH LAB - SPRINGFIELD | | | 11 | 100% | 11 |
| CVS CA9165POCT SAN DIEGO | | 11 | | | 11 |
| JOHN W NORRIS III MD PA | 1 | | 10 | 91% | 11 |
| MINUTECLINIC DIAGNOSTIC OF PA, LLC (1036) | | 9 | 2 | 18% | 11 |
| St Joseph's Hospital & Medical Center | | 10 | 1 | 9% | 11 |
| Signature Healthcare of Savannah | | 11 | | | 11 |
| Solaris Healthcare Pensacola | | | 11 | 100% | 11 |
| CONSULATE HEALTH CARE OF PENSACOLA | | | 11 | 100% | 11 |
| ANYLABTEST NOW | | 4 | 7 | 64% | 11 |
| ATMORE NURSING CENTER | | 10 | 1 | 9% | 11 |
| 45TH 1 | | 11 | | | 11 |
| METHODIST HOSPITAL | | | 11 | 100% | 11 |
| ST JOSEPH WOMENS HOSPITAL | | | 11 | 100% | 11 |
| BRIDGE DIAGNOSTICS | | | 11 | 100% | 11 |
| ALACHUA | | | 11 | 100% | 11 |
| MINUTECLINIC, LLC #244 | | 10 | 1 | 9% | 11 |
| MOUNT DORA PEDIATRICS | | 9 | 2 | 18% | 11 |
| ALCOVE ASSISTED LIVING FACILITY | | 11 | | | 11 |
| AIM LABORATORIES | | | 11 | 100% | 11 |
| MEDEXPRESS URGENT CARE-LATROBE | | 10 | 1 | 9% | 11 |
| PHYSICIANS REGIONAL MEDICAL CTR - COLLIER BLVD | | | 11 | 100% | 11 |
| MINUTECLINIC DIAGNOSTIC OF NEW MEXICO | | 11 | | | 11 |
| MINUTECLINIC DIAGNOSTIC OF MAINE, LLC | | 9 | 2 | 18% | 11 |
| Rosewood Healthcare and Rehabilitation Center | | 5 | 6 | 55% | 11 |
| DMH STEINHATCHEE FAMILY MEDICINE | | 8 | 3 | 27% | 11 |
| PRIMECARE ACQUISITION FAMILY PRACTICE INC | | 11 | | | 11 |
| CARENOW URGENT CARE-HERMITAGE | | 7 | 4 | 36% | 11 |
| HIRAM COLLEGE HEALTH CENTER (ABBOTT) | | 11 | | | 11 |
| PINELLAS COUNTY HEALTH DEPARTMENT | | 2 | 9 | 82% | 11 |

COVID-19: testing by laboratory

Data through Apr 6, 2021 verified as of Apr 7, 2021 at 09:25 AM

Data in this report are provisional and subject to change.

The numbers in the table below represent the number of Florida and non-Florida residents for whom test results were received by the Department of Health. A person can be tested by more than one laboratory and can have both positive and negative results. **Therefore, the sum of the numbers in each column will be larger than the total number of people tested.**

| Reporting lab | Inconclusive | Negative | Positive | Percent positive | Total |
|--|--------------|----------|----------|------------------|-------|
| BIOTECH CLINICAL LABORATORIES, INC. | | 1 | 10 | 91% | 11 |
| APPALACHIAN REGIONAL HEALTHCARE SYSTEM | | 10 | 1 | 9% | 11 |
| LANE PEDIATRICS PA | | 1 | 10 | 91% | 11 |
| PRIME MEDICAL CARE, LLC | | 11 | | | 11 |
| VIRTUA WEST JERSEY HOSPITAL VOORHEES | | 9 | 2 | 18% | 11 |
| SUNCOAST COMMUNITY HEALTH CENTERS INC | | 2 | 9 | 82% | 11 |
| JBSA-SAM HOUSTON | | | 11 | 100% | 11 |
| WINTER PARK CARE AND REHABILITATION | | | 11 | 100% | 11 |
| MINUTE CLINIC LLC #6765 | | 11 | | | 11 |
| CARINGTON MANOR | | 11 | | | 11 |
| CLAYMED OF NORTH FLORIDA | | | 11 | 100% | 11 |
| LONGWOOD PEDIATRICS LLC | | | 11 | 100% | 11 |
| GRAND VILLA OF SARASOTA | | 10 | 1 | 9% | 11 |
| ORANGE PARK PEDIATRIC ASSOCIATES | | 1 | 10 | 91% | 11 |
| WELLMED AT SOUTH PARSONS | | 9 | 2 | 18% | 11 |
| CORONA PATHOLOGY | | 10 | | | 10 |
| WINKLER COURT | | 9 | 1 | 10% | 10 |
| SANDGATE GARDENS REHAB & NURSING CENTER | | 3 | 7 | 70% | 10 |
| NEW HAMPSHIRE DEPARTMENT OF HEALTH AND HUMAN SERVICES | | 3 | 7 | 70% | 10 |
| NEW JERSEY DEPARTMENT OF HEALTH COMMUNICABLE DISEASE SERVICE | | 3 | 7 | 70% | 10 |
| BETH ISRAEL MEDICAL CENTER LABS | | 9 | 1 | 10% | 10 |
| KIDSVILLE PEDIATRICS | | | 10 | 100% | 10 |
| ONEIDA HEALTHCARE CENTER | | 8 | 2 | 20% | 10 |
| FAMILY HEALTH CENTER AT PORT ST JOHN | | 4 | 6 | 60% | 10 |
| ARBORS OF GULF BREEZE, THE | | 8 | 2 | 20% | 10 |
| AMERICAN HOUSE FORT MYERS | | 10 | | | 10 |
| CVS PA1671POCT LANCASTER | | 10 | | | 10 |
| CVS NC7051POCT WAKE FOREST | | 10 | | | 10 |
| NORTHSIDE HOSPITAL FORSYTH | | 9 | 1 | 10% | 10 |
| BROOKDALE PANAMA CITY | | 9 | 1 | 10% | 10 |
| SAMARITAN HOSPITAL LABORATORY | | 9 | 1 | 10% | 10 |
| BROWARD HEALTH CARE | | | 10 | 100% | 10 |
| SUPERIOR RESIDENCES OF CLERMONT | | 2 | 8 | 80% | 10 |
| KEY WEST URGENT CARE, INC | | 3 | 7 | 70% | 10 |
| CVS SC7556POCT WEST COLUMBIA | | 9 | 1 | 10% | 10 |
| TENNESSEE DEPARTMENT OF HEALTH (TDH) - CENTRAL LABORATORY | | 2 | 8 | 80% | 10 |
| MOSOLF PEDIATRICS | | | 10 | 100% | 10 |
| MC DIAGNOSTIC OF CONNECTICUT, PC #1966 | | 10 | | | 10 |
| AFC URGENT CARE - CEDAR GROVE | | 10 | | | 10 |
| MEDEX REGIONAL LABORATORIES LLC | | 1 | 9 | 90% | 10 |
| BLOOMIN BRANDS WELLNESS CENTER | | 9 | 1 | 10% | 10 |
| MEDEXPRESS URGENT CARE - SALEM | | 6 | 4 | 40% | 10 |
| MEDEXPRESS URGENT CARE PARKERSBURG | | 8 | 2 | 20% | 10 |
| DES PLAINES CLINICAL LAB | | 3 | 7 | 70% | 10 |
| PBC PREMIER FAMILY HEALTH | | | 10 | 100% | 10 |
| MINUTECLINIC DIAGNOSTIC OF NORTH CAROLINA PC #5341 | | 7 | 3 | 30% | 10 |

COVID-19: testing by laboratory

Data through Apr 6, 2021 verified as of Apr 7, 2021 at 09:25 AM

Data in this report are provisional and subject to change.

The numbers in the table below represent the number of Florida and non-Florida residents for whom test results were received by the Department of Health. A person can be tested by more than one laboratory and can have both positive and negative results. **Therefore, the sum of the numbers in each column will be larger than the total number of people tested.**

| Reporting lab | Inconclusive | Negative | Positive | Percent positive | Total |
|--|--------------|----------|----------|------------------|-------|
| EMERGENCY MEDICAL CENTER | | 4 | 6 | 60% | 10 |
| LAKE NONA MEDICAL SERVICES | | 3 | 7 | 70% | 10 |
| HCR MANORCARE | | 10 | | | 10 |
| Manor Care of Dunedin | | 7 | 3 | 30% | 10 |
| NOT INDICATED | | 1 | 9 | 90% | 10 |
| ACCESS PHARMACY | | 10 | | | 10 |
| MC DIAGNOSTIC OF CONNECTICUT , PC # 3 | | 8 | 2 | 20% | 10 |
| MEDEXPRESS URGENT CARE - BEECH GROVE | | 9 | 1 | 10% | 10 |
| MINUTE CLINIC LLC # 2033 | | 9 | 1 | 10% | 10 |
| CBC LAB | | 3 | 7 | 70% | 10 |
| MEDICAL LABORATORY DIAGNOSTICS | | | 10 | 100% | 10 |
| CVS PA6902POCT BRYN MAWR | | 8 | 2 | 20% | 10 |
| WALGREEN #6538 | | 10 | | | 10 |
| CVS MINUTE CLINIC DIAG OF IND, LLC #6549 | | 10 | | | 10 |
| MINUTECLINIC DIAGNOSTIC OF TN PC #643 | | 7 | 3 | 30% | 10 |
| MINUTECLINIC, LLC #4682 | | 5 | 5 | 50% | 10 |
| MINUTECLINIC DIAG OF IND, LLC #6697 | | 10 | | | 10 |
| Maury Regional Hospital | | 6 | 4 | 40% | 10 |
| WELLMED AT BRANDON REGIONAL | | 7 | 3 | 30% | 10 |
| MINUTECLINIC, LLC, DBA MINUTECLINIC #6106 | | 8 | 2 | 20% | 10 |
| NEMOURS CHILDREN'S URGENT | | | 10 | 100% | 10 |
| MAINSTREET FAMILY CARE | | | 10 | 100% | 10 |
| UF HEALTH | | 1 | 9 | 90% | 10 |
| THRIFT DRUGS INC | | 8 | 2 | 20% | 10 |
| MINUTE-CLINIC DIAGNOSTIC OF VIRGINIA, LLC | | 10 | | | 10 |
| CENTRAL JERSEY URGENT CARE OF EATONTOW | | 9 | 1 | 10% | 10 |
| OKLAHOMA STATE DEPARTMENT OF HEALTH-PUBLIC HEALTH LABORATORY | | | 10 | 100% | 10 |
| CHILDREN'S HEALTHCARE OF ATLANTA/EGLESTON | | 10 | | | 10 |
| GLADES COUNTY DETENTION CENTER | | 1 | 9 | 90% | 10 |
| PHASE2 LABS | 2 | 6 | 2 | 20% | 10 |
| WELLSTAR NORTH FULTON HOSPITAL LABORAT | | 10 | | | 10 |
| FLEMING ISLAND CENTER FOR CLINICAL RESEARCH | | 10 | | | 10 |
| ALABAMA DEPARTMENT OF PUBLIC HEALTH | | 1 | 9 | 90% | 10 |
| MOLECULAR PATHOLOGY LABORATORY | | | 10 | 100% | 10 |
| ADVENTHEALTH MEDICAL GROUP PEDIATRIC & ADOLESCENT | | 9 | 1 | 10% | 10 |
| Avalon Healthcare and Rehabilitation Center | | | 10 | 100% | 10 |
| KR AT COLLEGE HARBOR | | 10 | | | 10 |
| ORLANDO MEDICAL CENTER PL | | 1 | 9 | 90% | 10 |
| FLORIDA CLINICAL LAB | | 1 | 9 | 90% | 10 |
| CVS HEALTH, #2043 | | 10 | | | 10 |
| FG RAPID | | 9 | 1 | 10% | 10 |
| MEDEXPRESS URGENT CARE - MAPLE DRIVE | | 9 | 1 | 10% | 10 |
| ST VINCENT'S ST CLAIR | | 7 | 3 | 30% | 10 |
| TIFT REGIONAL HEALTH SYSTEM, INC | | 10 | | | 10 |
| THE MARY IMOGENE BASSETT HOSPITAL | | 10 | | | 10 |
| CHRISTUS ST VINCENT LABORATORY - ZIA | | 10 | | | 10 |

COVID-19: testing by laboratory

Data through Apr 6, 2021 verified as of Apr 7, 2021 at 09:25 AM

Data in this report are provisional and subject to change.

The numbers in the table below represent the number of Florida and non-Florida residents for whom test results were received by the Department of Health. A person can be tested by more than one laboratory and can have both positive and negative results. **Therefore, the sum of the numbers in each column will be larger than the total number of people tested.**

| Reporting lab | Inconclusive | Negative | Positive | Percent positive | Total |
|--|--------------|----------|----------|------------------|-------|
| NATURE COAST REGIONAL MEDICAL CENTER | | 1 | 9 | 90% | 10 |
| MINUTECLINIC DIAGNOSTIC OF MINNESOTA | | 10 | | | 10 |
| MINUTECLINIC DIAGNOSTIC OF NEW JERSEY, | | 9 | 1 | 10% | 10 |
| VITALANT | | 1 | 9 | 90% | 10 |
| SAVANNAH MANOR ASSISTED LIVING COMMUNITY | | | 10 | 100% | 10 |
| GOOD SAMARITAN MEDICAL CENTER | | | 10 | 100% | 10 |
| NORTON HEALTHCARE | | | 10 | 100% | 10 |
| CITY OF TALLAHASSEE | | 10 | | | 10 |
| VETERNANS ADMINISTRATION | | | 10 | 100% | 10 |
| BERRYHILL MANOR | | 10 | | | 10 |
| PALM BEACH CDH - DELRAY BEACH | | | 10 | 100% | 10 |
| KEY TRAINING CENTER | | | 10 | 100% | 10 |
| VENICE GREEN VILLAGE | | 3 | 7 | 70% | 10 |
| MEDEXPRESS URGENT CARE-KATY | | 7 | 3 | 30% | 10 |
| MINUTE-CLINIC DIAGNOSTIC OF VIRGINIA, LLC #2003 | | 7 | 3 | 30% | 10 |
| PRORENATA LABS | | 2 | 8 | 80% | 10 |
| COMMUNITY HEALTH CENTER | | 2 | 8 | 80% | 10 |
| VASCONCELLO COHEN MD PA | | 9 | 1 | 10% | 10 |
| ISLAND COAST PEDIATRICS IN-HOUSE LAB | | 10 | | | 10 |
| PLYMOUTH HARBOR INCORPORATED | | 9 | 1 | 10% | 10 |
| PANCARE HEALTH - VERNON ELEMENTARY | | | 10 | 100% | 10 |
| UNIVERSITY OF MIAMI MILLER SCHOOL OF MEDICINE | | | 10 | 100% | 10 |
| LUXOR SCIENTIFIC LLC | | 1 | 9 | 90% | 10 |
| RPC@HODGES | | 2 | 8 | 80% | 10 |
| HIGH TOWER ALF LLC | | 9 | 1 | 10% | 10 |
| LAKE BALDWIN CBOC | | 9 | 1 | 10% | 10 |
| CARENOW URGENT CARE - EAST NASHVILLE | | 8 | 2 | 20% | 10 |
| URGENT CARE CENTER AT PINNACLE | | 4 | 6 | 60% | 10 |
| MEDEXPRESS URGENT CARE - WINCHESTER GATEWAY | | 8 | 2 | 20% | 10 |
| SOMA MEDICAL CENTER PA #4 | | | 10 | 100% | 10 |
| QUEENS UNIVERSITY OF CHARLOTTE | | 10 | | | 10 |
| Westchester General Hospital | | | 10 | 100% | 10 |
| UNIVERSITY HOSPITALS OF CLEVELAND | | 5 | 5 | 50% | 10 |
| BELLE GLADES HEALTH CLINIC | | | 10 | 100% | 10 |
| MINUTECLINIC DIAGNOSTICS OF IND, LLC | | 10 | | | 10 |
| MINUTECLINIC DIAGNOSTIC OF TN PC #240 | | 8 | 2 | 20% | 10 |
| BEAUMONT LABORATORY | | | 10 | 100% | 10 |
| Consulate Health Care of Brandon | | 7 | 2 | 22% | 9 |
| NORTHWEST FLORIDA COMMUNITY HOSPITAL LABORATORY | | 8 | 1 | 11% | 9 |
| MEDEXPRESS ELKINS | | 9 | | | 9 |
| DOH-TAMPA BRANCH LABORATORY (MLK BLVD) | | 4 | 5 | 56% | 9 |
| NORTHSHORE UNIVERSITY HEALTHSYSTEM EVANSTON HOSPITAL LAB | | | 9 | 100% | 9 |
| RIVERVIEW REGIONAL MEDICAL CENTER | | 7 | 2 | 22% | 9 |
| PENSACOLA CLUSTER | | | 9 | 100% | 9 |
| UNIVERSITY MEDICAL CENTER | | 8 | 1 | 11% | 9 |
| ST VINCENT'S CHILTON | | 7 | 2 | 22% | 9 |

COVID-19: testing by laboratory

Data through Apr 6, 2021 verified as of Apr 7, 2021 at 09:25 AM

Data in this report are provisional and subject to change.

The numbers in the table below represent the number of Florida and non-Florida residents for whom test results were received by the Department of Health. A person can be tested by more than one laboratory and can have both positive and negative results. **Therefore, the sum of the numbers in each column will be larger than the total number of people tested.**

| Reporting lab | Inconclusive | Negative | Positive | Percent positive | Total |
|---|--------------|----------|----------|------------------|-------|
| CVS TX10016POCT PRINCETON | | 9 | | | 9 |
| MINUTECLINIC DIAGNOSTIC OF TN PC #5671 | | 5 | 4 | 44% | 9 |
| DOCTORS EXPRESS OF ST PETERSBURG | | 1 | 8 | 89% | 9 |
| ILLINOIS DEPARTMENT OF PUBLIC HEALTH | | 1 | 8 | 89% | 9 |
| CVS CT1123POCT SOUTHBURY | | 9 | | | 9 |
| ST JOSEPH'S HOSPITAL NORTH LABORATORY | | | 9 | 100% | 9 |
| CVS MINUTE CLINIC DIAGNOSTIC MED GRP OF SAN | | 7 | 2 | 22% | 9 |
| PATEL MEDICAL VENTURES | | 8 | 1 | 11% | 9 |
| PIEDMONT ATHENS REGIONAL MEDICAL | | 7 | 2 | 22% | 9 |
| FLORIDA HOSPITAL WINTER PARK | | 7 | 2 | 22% | 9 |
| SELECT PHYSICIANS ALLIANCE | | 9 | | | 9 |
| BAYFRONT HEALTH ST PETERSBURG | | 8 | 1 | 11% | 9 |
| CHEMISYS LABORATORIES | | 1 | 8 | 89% | 9 |
| SUMTER COUNTY HEALTH DEPARTMENT | | 4 | 5 | 56% | 9 |
| WATERFORD AT CREEKSIDE, THE | | | 9 | 100% | 9 |
| WINTER PARK INTERNAL MEDICINE MD PA | | 7 | 2 | 22% | 9 |
| BENSONHURST URGENT CARE | | 8 | 1 | 11% | 9 |
| MINUTECLINIC DIAGNOSTIC OF ILLINOIS | | 7 | 2 | 22% | 9 |
| KINDRED_AIMS | | 9 | | | 9 |
| MEDEXPRESS URGENT CARE - BATTLE CREEK | | 6 | 3 | 33% | 9 |
| CVS SC4286POCT EASLEY | | 3 | 6 | 67% | 9 |
| MINUTECLINIC DIAGNOSTIC OF TN, PC 6304 | | 7 | 2 | 22% | 9 |
| MINUTE CLINIC LLC #1448 | | 8 | 1 | 11% | 9 |
| Fouraker Hills Rehab and Nursing | | | 9 | 100% | 9 |
| NASCAR EVENT MANAGEMENT, LLC | | 9 | | | 9 |
| LOREY ALF | | 9 | | | 9 |
| WINDSOR OF GAINESVILLE | | 9 | | | 9 |
| JOHNS HOPKINS ALL CHILDRENS | | | 9 | 100% | 9 |
| CVS DC1340POCT WASHINGTON | | 9 | | | 9 |
| MEDEXPRESS URGENT CARE - FORT WORTH S | | 8 | 1 | 11% | 9 |
| MINUTECLINIC DIAGNOSTIC OF TN PC #242 | | 6 | 3 | 33% | 9 |
| CVS MO8590POCT KANSAS CITY | | 5 | 4 | 44% | 9 |
| NIGHT LITE PEDIATRICS CENTER | | 1 | 8 | 89% | 9 |
| TAPESTRY TALLAHASSEE WALDEN | | 9 | | | 9 |
| WINDSOR OF SAN PABLO, THE | | 6 | 3 | 33% | 9 |
| VILLAGE PLACE HEALTH AND REHAB | | 9 | | | 9 |
| FLORIDA MENTOR | | 7 | 2 | 22% | 9 |
| UHEALTH UNIVERSITY OF MIAMI | | | 9 | 100% | 9 |
| UCARE | | | 9 | 100% | 9 |
| OMNI | | | 9 | 100% | 9 |
| COLLIER BLVD HMA PHYSICIAN MANAGEMENT,, LLC | | | 9 | 100% | 9 |
| ALLIANCE HEALTH AND REHABILITATION CENTER | | 9 | | | 9 |
| OPTUM SILVER LAKES | | | 9 | 100% | 9 |
| MINUTECLINIC DIAGNOSTIC MED GRP OF CA | | 8 | 1 | 11% | 9 |
| OUR HOME AT BEACON HILL | | | 9 | 100% | 9 |
| MIAMI COMPREHENSIVE MEDICINE GROUP PA | | 4 | 5 | 56% | 9 |

COVID-19: testing by laboratory

Data through Apr 6, 2021 verified as of Apr 7, 2021 at 09:25 AM

Data in this report are provisional and subject to change.

The numbers in the table below represent the number of Florida and non-Florida residents for whom test results were received by the Department of Health. A person can be tested by more than one laboratory and can have both positive and negative results. **Therefore, the sum of the numbers in each column will be larger than the total number of people tested.**

| Reporting lab | Inconclusive | Negative | Positive | Percent positive | Total |
|---|--------------|----------|----------|------------------|-------|
| EMPLOYEE WELLNESS PA | | | 9 | 100% | 9 |
| PALM BAY URGENT CARE PL | | 1 | 8 | 89% | 9 |
| LAKE NONA MEDICAL SERVICE LLC | | 9 | | | 9 |
| ACCESS CARE MEDICAL GROUP LLC | | 2 | 7 | 78% | 9 |
| CVS GA2108POCT NORCROSS | | 6 | 3 | 33% | 9 |
| FLORIDA CENTER FOR DERMATOLOGY LABORATORY | | | 9 | 100% | 9 |
| CVS PHARMACY NO 274 | | 9 | | | 9 |
| BRENNITY AT VERO BEACH, THE | | | 9 | 100% | 9 |
| CIAN DIAGNOSTICS | | | 9 | 100% | 9 |
| CVS NJ617POCT CEDAR GROVE | | 8 | 1 | 11% | 9 |
| ROSECASTLE | | | 9 | 100% | 9 |
| ENCOMPASS HOME HEALTH OF THE SOUTHEAST LLC | | 9 | | | 9 |
| MIDMICHIGAN MEDICAL CENTER | | | 9 | 100% | 9 |
| BEAUMONT EMERGENCY CENTER | | | 9 | 100% | 9 |
| Atlanta VAMC | | 6 | 3 | 33% | 9 |
| PUTNAM FAMILY CARE INC | | 3 | 6 | 67% | 9 |
| SUNCREST OMNI | | 9 | | | 9 |
| NEMOURS CHILDREN'S PRIMARY CARE VERO BEACH | | | 9 | 100% | 9 |
| CVS TX8351POCT BEAUMONT | | 8 | 1 | 11% | 9 |
| REMISE OCCUPATIONAL HEALTH SOLUTIONS INC | | | 9 | 100% | 9 |
| MEDICANA NURSING AND REHAB CENTER | | | 9 | 100% | 9 |
| MAGNOLIA MANOR | | | 9 | 100% | 9 |
| CVS CA9113POCT CHULA VISTA | | 9 | | | 9 |
| MINUTECLINIC #8760 | | 9 | | | 9 |
| MINUTECLINIC DIAGNOSTIC OF NEW JERSEY, LLC # 7069 | | 9 | | | 9 |
| IMMUNOGENOMICS LLC | | 6 | 3 | 33% | 9 |
| MEDEXPRESS URGENT CARE - WASHINGTON | | 7 | 2 | 22% | 9 |
| LAWRENCE TECHNOLOGICAL UNIVERSITY | | 9 | | | 9 |
| WESTCHESTER GENERAL HOSPITAL BLOOD GAS LAB | | | 9 | 100% | 9 |
| CHILDREN'S HEALTH CENTER INC. | | 7 | 2 | 22% | 9 |
| HEALTH AND WELLNESS CENTER | | 1 | 8 | 89% | 9 |
| MICHIGAN DEPARTMENT OF COMMUNITY HEALTH | | 1 | 8 | 89% | 9 |
| LAKEVIEW HEALTH SYSTEMS | | | 9 | 100% | 9 |
| ORLANDO HEALTH PHYSICIAN ASSOCIATES | | 4 | 5 | 56% | 9 |
| MARQUESA MEDICAL | | 7 | 2 | 22% | 9 |
| CARENOW URGENT CARE-MT JULIET | | 8 | 1 | 11% | 9 |
| FAMILY PRACTICE OF DAVIE INC | | | 9 | 100% | 9 |
| MINUTE CLINIC LLC #10203 | | 7 | 2 | 22% | 9 |
| MINUTECLINIC DIAGNOSTIC OF VIRGINIA | | 9 | | | 9 |
| ROSEMONT GARDENS INC | | 9 | | | 9 |
| WADSWORTH CENTER - DAVID AXELROD INSTITUTE | | 8 | 1 | 11% | 9 |
| ETHOS LABORATORIES | | 7 | 2 | 22% | 9 |
| INSPIRED LIVING AT PALM BAY | | 7 | 2 | 22% | 9 |
| MC DIAGNOSTIC OF CONNECTICUT, PC #1043 | | 9 | | | 9 |
| GCPM MANUAL MICROBIOLOGY | | 1 | 8 | 89% | 9 |
| BUENA VIDA ESTATES | | | 9 | 100% | 9 |

COVID-19: testing by laboratory

Data through Apr 6, 2021 verified as of Apr 7, 2021 at 09:25 AM

Data in this report are provisional and subject to change.

The numbers in the table below represent the number of Florida and non-Florida residents for whom test results were received by the Department of Health. A person can be tested by more than one laboratory and can have both positive and negative results. **Therefore, the sum of the numbers in each column will be larger than the total number of people tested.**

| Reporting lab | Inconclusive | Negative | Positive | Percent positive | Total |
|---|--------------|----------|----------|------------------|-------|
| MEDEXPRESS URGENT CARE - SWANSEA, N ILLINOIS ST | | 8 | 1 | 11% | 9 |
| MINUTECLINIC, LLC, MINUTECLINIC #7637 | | 7 | 2 | 22% | 9 |
| MINUTE CLINIC INCORPORATE | | 9 | | | 9 |
| MINUTE CLINIC, LLC #4650 | | 8 | 1 | 11% | 9 |
| DIXITKUMAR N MODI MD PA | | | 9 | 100% | 9 |
| SOUTH FLORIDA ENT ASSOCIATES, INC | | | 9 | 100% | 9 |
| CVS CA9715POCT THOUSAND OAKS | | 9 | | | 9 |
| ATHENS VETERINARY DIAGNOSTIC LABORATOR | | 9 | | | 9 |
| MINUTECLINIC #2860 | | 6 | 3 | 33% | 9 |
| CARENOW URGENT CARE-GREEN HILLS | | 9 | | | 9 |
| ANY LAB TEST NOW INC | | | 9 | 100% | 9 |
| CORE OCCUPATIONAL RESOURCES, LLC | | 5 | 4 | 44% | 9 |
| NITIN BAWA PROFESSIONAL ASSOCIATES | | | 9 | 100% | 9 |
| CVS MINUTE CLINIC, LLC #22 | | 8 | 1 | 11% | 9 |
| ALBION COLLEGE (ABBOTT) | | 9 | | | 9 |
| PEDIATRIC HEALTH CARE ALLIANCE | | | 9 | 100% | 9 |
| CVS RI1717POCT 1 CVS DR | | | 9 | 100% | 9 |
| VETERANS AFFAIRS MEDICAL CENTER - OUTPATIENT | | | 9 | 100% | 9 |
| MOBILE RESPONSE DIAGNOSTICS LLC | | 8 | 1 | 11% | 9 |
| PRECISION GENETICS | | | 9 | 100% | 9 |
| STUYVESANT URGENT CARE | | 9 | | | 9 |
| PASSPORT HEALTH | | | 9 | 100% | 9 |
| CVS MINUTE CLINIC DIAGNOSTIC OF KANSAS, PA | | 9 | | | 9 |
| MEDEXPRESS URGENT CARE - MIDLOTHIAN | | 7 | 1 | 13% | 8 |
| Nashville Central Laboratory | | 8 | | | 8 |
| INTERNAL MEDICINE AND AESTHETICS OF NAPLES LLC | | 8 | | | 8 |
| ARCHBOLD MEMORIAL HOSPITAL/LAB | | 3 | 5 | 63% | 8 |
| Florida Clinical Laboratory | | 1 | 7 | 88% | 8 |
| BETTER AT HOME | | 8 | | | 8 |
| MONTEFIORE MEDICAL CENTER LABORATORIES - NORTH | | 8 | | | 8 |
| CVS TN7289POCT SIGNAL MOUNTAIN | | 8 | | | 8 |
| ST CHARLES HOSPITAL LABORATORY | | 8 | | | 8 |
| VENICE REGIONAL MEDICAL CENTER | | | 8 | 100% | 8 |
| UNIVERSITY OF WASHINGTON MEDICAL CENTER | | | 8 | 100% | 8 |
| MAGNOLIA PEDIATRICS GROUP LLC | | | 8 | 100% | 8 |
| SEA LEVEL LABS | | | 8 | 100% | 8 |
| ALLINA HEALTH - ABBOTT NORTHWESTERN HOSPITAL | | 5 | 3 | 38% | 8 |
| MINUTECLINIC DIAG OF IND, LLC #2387 | | 7 | 1 | 13% | 8 |
| NORTHEAST ALABAMA REGIONAL MEDICAL CENTER | | 5 | 3 | 38% | 8 |
| HEWLETT URGENT CARE, PLLC | | 8 | | | 8 |
| WHEELER LABORATORY | | 7 | 1 | 13% | 8 |
| MEDEXPRESS URGENT CARE - CLARKSBURG | | 7 | 1 | 13% | 8 |
| JUPITER CLINIC | | | 8 | 100% | 8 |
| SUNRISE SENIOR LIVING OF JACKSONVILLE | | | 8 | 100% | 8 |
| KIDS CARE PEDIATRICS PA | | | 8 | 100% | 8 |
| LAKE CONWAY URGENT CARE LLC | | 2 | 6 | 75% | 8 |

COVID-19: testing by laboratory

Data through Apr 6, 2021 verified as of Apr 7, 2021 at 09:25 AM

Data in this report are provisional and subject to change.

The numbers in the table below represent the number of Florida and non-Florida residents for whom test results were received by the Department of Health. A person can be tested by more than one laboratory and can have both positive and negative results. **Therefore, the sum of the numbers in each column will be larger than the total number of people tested.**

| Reporting lab | Inconclusive | Negative | Positive | Percent positive | Total |
|--|--------------|----------|----------|------------------|-------|
| ORLANDO FAMILY PHYSICIANS | | | 8 | 100% | 8 |
| CVS OH3476POCT TIPP CITY | | 7 | 1 | 13% | 8 |
| BARTON PARKER OD PC | | 8 | | | 8 |
| FLORIDA HEART AND VASCULAR MULTISPECIALTY GROUP | | 8 | | | 8 |
| INTERVENTIONAL REHABILITATION OF SOUTH FLORIDA | | | 8 | 100% | 8 |
| ST. JOSEPH HOSPITAL AND HEALTH CARE INC. | | | 8 | 100% | 8 |
| HEALTHPARK MEDICAL CTR NURSING SVC | | 8 | | | 8 |
| IU HEALTH PATHOLOGY | | 1 | 7 | 88% | 8 |
| CVS MINUTE CLINIC DIAGNOSTIC OF NEW JERSEY | | 8 | | | 8 |
| SYLVESTER AT PLANTATION LABORATORY | | 7 | 1 | 13% | 8 |
| ADVANCED RESEARCH FOR HEALTH IMPROVEMENT | | 6 | 2 | 25% | 8 |
| GENEUS DIAGNOSTICS | | | 8 | 100% | 8 |
| NEOGENOMICS LABORATORIES, INC | | 8 | | | 8 |
| BIOTECH PHARMACEUTICAL GROUP LLC | | | 8 | 100% | 8 |
| SARAH LAWRENCE COLLEGE HEALTH SERVICES | | 8 | | | 8 |
| The Grand at Rome Nursing and Rehabilitation | | 8 | | | 8 |
| HEALTHY MINORS PEDIATRIC URGENT CARE | | 7 | 1 | 13% | 8 |
| EXECUTIVE MEDICAL SERVICES | | 8 | | | 8 |
| NOVADX | | 2 | 6 | 75% | 8 |
| PACIFICA SUNRISE | | | 8 | 100% | 8 |
| DIAGNOSTIC CLINIC | | 7 | 1 | 13% | 8 |
| CHIPOLA QUICK CARE | | 5 | 3 | 38% | 8 |
| MONROE COUNTY FIRE RESCUE | | 7 | 1 | 13% | 8 |
| NORTHEAST PEDIATRICS | | | 8 | 100% | 8 |
| WHITE SANDS OUTPATIENT SERVICES (WSOP SERVICES LLC | | 8 | | | 8 |
| SYNEXUS CLINICAL RESEARCH US INC | | 2 | 6 | 75% | 8 |
| CHAPTERS HEALTH HOSPICE | | 8 | | | 8 |
| CVS TX7827POCT ROUND ROCK | | 8 | | | 8 |
| GENE STREET LABORATORIES, LLC | | 6 | 2 | 25% | 8 |
| FLORIDA KEYS CONCIERGE MEDICINE, LLC | | 6 | 2 | 25% | 8 |
| JACKSON CLINIC PA,THE | | 4 | 4 | 50% | 8 |
| DOCTOR'S IN HOUSE LAB | | | 8 | 100% | 8 |
| FHCP-ORANGE CITY | | | 8 | 100% | 8 |
| MODMD LABORATORY | | 8 | | | 8 |
| BAPTIST OUTPATIENT | | | 8 | 100% | 8 |
| CIGNA ONSITE HEALTH LLC | | 2 | 6 | 75% | 8 |
| WELLIGENT | | 1 | 7 | 88% | 8 |
| SOMA MEDICAL CENTER MD PA #7 PEDIATRICS | | | 8 | 100% | 8 |
| BEECHTREE MOLECULAR LAB LLC | | | 8 | 100% | 8 |
| VA Primary Care Clinic at Meharry | | 7 | 1 | 13% | 8 |
| ELLIS HOSPITAL LABORATORY | | 7 | 1 | 13% | 8 |
| HARBORCHASE OF DR PHILLIPS | | 7 | 1 | 13% | 8 |
| JOHN T MATHER MEMORIAL HOSPITAL LABORATORY | | 7 | 1 | 13% | 8 |
| MID-HUDSON VALLEY DIVISION OF WESTCHESTER MEDICAL | | 8 | | | 8 |
| HOLY NAME MEDICAL CENTER | 1 | 6 | 1 | 13% | 8 |
| DORAL URGENT CARE | | | 8 | 100% | 8 |

COVID-19: testing by laboratory

Data through Apr 6, 2021 verified as of Apr 7, 2021 at 09:25 AM

Data in this report are provisional and subject to change.

The numbers in the table below represent the number of Florida and non-Florida residents for whom test results were received by the Department of Health. A person can be tested by more than one laboratory and can have both positive and negative results. **Therefore, the sum of the numbers in each column will be larger than the total number of people tested.**

| Reporting lab | Inconclusive | Negative | Positive | Percent positive | Total |
|--|--------------|----------|----------|------------------|-------|
| VERMONT DEPARTMENT OF HEALTH | | 1 | 7 | 88% | 8 |
| LIFE CARE CITRUS COUNTY | | | 8 | 100% | 8 |
| APEX HOME HEALTH CARE | | 7 | 1 | 13% | 8 |
| FOUNTAINVIEW BY FIVE STAR QUALITY CARE | | 7 | 1 | 13% | 8 |
| THOMAS JEFFERSON UNIVERSITY HOSPITAL | | 4 | 4 | 50% | 8 |
| MINUTECLINIC DIAGNOSTIC OF OHIO #7790 | | 6 | 2 | 25% | 8 |
| CVS MD1881POCT DUNKIRK | | 8 | | | 8 |
| DOMINICAN COLLEGE STUDENT HEALTH CENTE | | 7 | 1 | 13% | 8 |
| CVS NC5591POCT STATESVILLE | | 7 | 1 | 13% | 8 |
| ATLANTIC CONSOLIDATED LABORATORY | | 8 | | | 8 |
| CVS CT1109POCT BETHEL | | 8 | | | 8 |
| CVS TX7162POCT HOUSTON | | 8 | | | 8 |
| WILLIAMSBURGH CHAI CARE | | 7 | 1 | 13% | 8 |
| EXPRESS TEST | | | 8 | 100% | 8 |
| HEALTHMARK REGIONAL HOSPITAL LAB | | 4 | 4 | 50% | 8 |
| PUTNAM COUNTY EMERGENCY RESCUE SERVICE | | 5 | 3 | 38% | 8 |
| LAB UNKNOW | | 6 | 2 | 25% | 8 |
| NORTHSIDE HOSPITAL ATLANTA | | 3 | 5 | 63% | 8 |
| SOUTHEASTERN PEDIATRIC ASSOCIATES | | | 8 | 100% | 8 |
| BLOOMING GARDENS OF CARE INC | | 8 | | | 8 |
| CVS TN2179POCT MURFREESBORO | | 7 | 1 | 13% | 8 |
| INTERNAL MEDICINE ASSOCIATES OF JACKSON HOSPITAL | | | 8 | 100% | 8 |
| WALGREENS #10972 | 1 | 7 | | | 8 |
| WELLSTAR COBB HOSPITAL | | 7 | 1 | 13% | 8 |
| DEPARTMENT OF HEALTH- CITRUS COUNTY | | 1 | 7 | 88% | 8 |
| DEPT OF VA MEDICAL CENTER - RICHMOND | | 7 | 1 | 13% | 8 |
| PBC FOUND CARE INC | | | 8 | 100% | 8 |
| ST CLOUD PHYSICIAN MANAGMENT LLC | | 7 | 1 | 13% | 8 |
| VAIL VALLEY MEDICAL CENTER | | | 8 | 100% | 8 |
| PALM BEACH COUNTY HEALTH DEPARTMENT LABORATORY | | | 8 | 100% | 8 |
| MEDEXPRESS URGENT CARE - FAYETTEVILLE | | 6 | 2 | 25% | 8 |
| CVS NC7213POCT MATTHEWS | | 6 | 2 | 25% | 8 |
| TRUE HEALTH | | 5 | 3 | 38% | 8 |
| STPET | | 6 | 2 | 25% | 8 |
| ALACHUA COUNTY HEALTH DEPARTMENT | | 1 | 7 | 88% | 8 |
| LOVELACE MEDICAL CENTER | | 8 | | | 8 |
| GOLDMAN SACHS HEALTH CENTER | 1 | 7 | | | 8 |
| LEE MEMORIAL HEALTH SYSTEM D/B/A | | 6 | 2 | 25% | 8 |
| DOCTOR'S IN-HOUSE LAB/COMMUNITY HEALTH CENTERS OF PINELLAS - CLEARWATE | | | 8 | 100% | 8 |
| OSWEGO HOSPITAL LABORATORY | | 7 | 1 | 13% | 8 |
| URGENT CARE OF LONGWOOD | | 1 | 7 | 88% | 8 |
| BLOOMINGDALE PEDIATRIC ASSOCIATES PA | | | 8 | 100% | 8 |
| ALL CHILDREN'S HOSPITAL | | 1 | 7 | 88% | 8 |
| ORMOND BEACH CENTRA CARE | | | 8 | 100% | 8 |
| PALMS WEST HOSPITAL | | | 8 | 100% | 8 |
| MEDEXPRESS URGENT CARE - CULPEPER | | 8 | | | 8 |

COVID-19: testing by laboratory

Data through Apr 6, 2021 verified as of Apr 7, 2021 at 09:25 AM

Data in this report are provisional and subject to change.

The numbers in the table below represent the number of Florida and non-Florida residents for whom test results were received by the Department of Health. A person can be tested by more than one laboratory and can have both positive and negative results. **Therefore, the sum of the numbers in each column will be larger than the total number of people tested.**

| Reporting lab | Inconclusive | Negative | Positive | Percent positive | Total |
|--|--------------|----------|----------|------------------|-------|
| ST. CLOUD PHARMACY AND WELLNESS CENTER | | 4 | 4 | 50% | 8 |
| CAYUGA COUNTY HEALTH DEPARTMENT | | 7 | 1 | 13% | 8 |
| MEDEXPRESS URGENT CARE, BUTLER | | 5 | 3 | 38% | 8 |
| GOLISANO CHILDREN'S HOSPITAL OF SOUTHWEST FLORIDA | | 6 | 2 | 25% | 8 |
| HUNTINGTON VILLAGE URGENT CARE | | 8 | | | 8 |
| ROBERT WOOD JOHNSON HOSPITAL | | 7 | 1 | 13% | 8 |
| MINUTECLINIC DIAGNOSTIC OF TN PC #386 | | 7 | 1 | 13% | 8 |
| CVS PA1074POCT KENNETT SQUARE | | 7 | 1 | 13% | 8 |
| WALK-IN MEDICAL CARE | | | 8 | 100% | 8 |
| CVS NC3319POCT CHARLOTTE | | 6 | 2 | 25% | 8 |
| THE WOLFF CENTER FOR CHILD & ADOLESCENT HEALTH | | | 8 | 100% | 8 |
| Sunset Lake Health and Rehabilitation Center | | 8 | | | 8 |
| MED & CO INVESTMENT LLC | | 7 | 1 | 13% | 8 |
| SURGOINSVILLE PHARMACY | | 8 | | | 8 |
| DOH JACKSONVILLE CENTRAL LABORATORY | | 3 | 5 | 63% | 8 |
| ALLEGRO - TAMPA | 1 | 4 | 3 | 38% | 8 |
| DOTHAN PEDIATRIC CLINIC | | | 8 | 100% | 8 |
| JX REF LAB | | | 8 | 100% | 8 |
| X-GENE MOLECULAR LABS | | 1 | 7 | 88% | 8 |
| BIOREFERENCE LABORATORIES | | 1 | 7 | 88% | 8 |
| CAPRONA GROUP HOME | | 2 | 6 | 75% | 8 |
| NORTH PINELLAS CHILDRENS MEDICAL CENTER INC | | | 8 | 100% | 8 |
| CITYMD | | 1 | 7 | 88% | 8 |
| MINUTECLINIC, LLC #05038 | | 8 | | | 8 |
| NORTHSIDE HOSPITAL | | 2 | 6 | 75% | 8 |
| CAREPOINT CLINIC | | 5 | 3 | 38% | 8 |
| NORTHEAST GEORGIA MEDICAL CENTER | | 8 | | | 8 |
| NORTHDAL REHABILITATION CENTER | | | 8 | 100% | 8 |
| MINUTECLINIC, LLC #03268 | | 7 | 1 | 13% | 8 |
| MINUTE CLINIC DIAGNOSTIC OF MICHIGAN PC | | 8 | | | 8 |
| CONSULATE HEALTH CARE | | 7 | 1 | 13% | 8 |
| SLOPESIDE LABS AND TESTING, LLC - THE HIDEOUT AT BUTTERMILK MOUNTAIN | | 8 | | | 8 |
| CLEARWATER PEDIATRIC CARE | | 1 | 7 | 88% | 8 |
| LEMOYNE COLLEGE WELLNESS CENTER FOR | | 8 | | | 8 |
| MINUTECLINIC DIAGNOSTIC OF VIRGINIA, LLC #255 | | 8 | | | 8 |
| CARE ATC - CITY OF BOYNTON BEACH | 1 | 2 | 5 | 63% | 8 |
| WALK IN MEDICAL URGENT CARE PC | | 8 | | | 8 |
| MEDEXPRESS URGENT CARE - TARENTUM | | 6 | 2 | 25% | 8 |
| FHPG_EXP CARE W HILLSBOROUGH | | | 8 | 100% | 8 |
| PALM GARDEN OF SUN CITY | | | 7 | 100% | 7 |
| FAMILY MEDICINE MEDICAL DRIVE | | 7 | | | 7 |
| WILDLIGHT LAB | | | 7 | 100% | 7 |
| FHMG_FM AND IM AVALON PARK | | 2 | 5 | 71% | 7 |
| GULF COAST PEDIATRICS OF SARASOTA PA | | 1 | 6 | 86% | 7 |
| ACM MEDICAL LABORATORY ALLIANCE | | 5 | 2 | 29% | 7 |
| PEDIATRICS OF CENTRAL FLORIDA | | 5 | 2 | 29% | 7 |

COVID-19: testing by laboratory

Data through Apr 6, 2021 verified as of Apr 7, 2021 at 09:25 AM

Data in this report are provisional and subject to change.

The numbers in the table below represent the number of Florida and non-Florida residents for whom test results were received by the Department of Health. A person can be tested by more than one laboratory and can have both positive and negative results. **Therefore, the sum of the numbers in each column will be larger than the total number of people tested.**

| Reporting lab | Inconclusive | Negative | Positive | Percent positive | Total |
|---|--------------|----------|----------|------------------|-------|
| MINUTE CLINIC #8979 | | 6 | 1 | 14% | 7 |
| FLORIDA SCHOOL FOR THE DEAF AND THE BLIND | | | 7 | 100% | 7 |
| FRESENIUS KIDNEY CARE FORT WALTON BEACH | | | 7 | 100% | 7 |
| TESTD | | | 7 | 100% | 7 |
| WOMENS CARE FLORIDA LLC | | 5 | 2 | 29% | 7 |
| MINUTECLINIC, LLC #03965 | | 7 | | | 7 |
| COMPASSION PEDIATRICS | | 3 | 4 | 57% | 7 |
| TRUE HEALTH DIAGNOSTICS | | 1 | 6 | 86% | 7 |
| Rutgers Health Rwj University Hospital - Laboratory | | 4 | 3 | 43% | 7 |
| PENN MEDICINE PRINCETON MEDICAL CENTER | | 6 | 1 | 14% | 7 |
| DASCENA LABORATORY | | | 7 | 100% | 7 |
| KANSAS DEPARTMENT OF HEALTH | | 2 | 5 | 71% | 7 |
| VICTORIAN MANOR | | 2 | 5 | 71% | 7 |
| Parkside Villa | | 7 | | | 7 |
| EL PARAISO HOME INC | | 7 | | | 7 |
| QUE | | 4 | 3 | 43% | 7 |
| MINUTECLINIC DIAGNOSTIC OF NORTH CAROLINA PC #7054 | | 5 | 2 | 29% | 7 |
| MINUTE CLINIC DIAGNOSTIC OF NORTH CAROLINA | | 7 | | | 7 |
| FLORIDA HOSPITAL KISSIMMEE | | 4 | 3 | 43% | 7 |
| MINUTECLINIC MINUTECLINIC #4977 | | 4 | 3 | 43% | 7 |
| MINUTE CLINIC LLC #4017 | | 7 | | | 7 |
| CVS MINUTE CLINIC DIAG OF IND LLC #5206 | | 6 | 1 | 14% | 7 |
| LEPE'S HOUSE | | | 7 | 100% | 7 |
| OCALA FAMILY MEDICAL CENTER | | 7 | | | 7 |
| MEDEXPRESS URGENT CARE PORT HURON | | 6 | 1 | 14% | 7 |
| SUPERIOR RESIDENCES AT CALA HILLS | | 7 | | | 7 |
| MINUTE CLINIC DIAGNOSTIC OF VIRGINIA, LLC #1905 | | 7 | | | 7 |
| MEDEXPRESS URGENT CARE-PETERS TWP | | 6 | 1 | 14% | 7 |
| CVS TX4397POCT CYPRESS | | 7 | | | 7 |
| MINUTECLINIC DIAGNOSTIC OF OHIO #3407 | | 6 | 1 | 14% | 7 |
| CHIEFLAND MEDICAL CENTER | | 1 | 6 | 86% | 7 |
| Thermopolis Rehabilitation Wellness | | 7 | | | 7 |
| SOUTHEAST GEORGIA HEALTH SYSTEM, INC D | | 7 | | | 7 |
| MIAMI BEACH COMMUNITY HEALTH CENTER INC | | | 7 | 100% | 7 |
| CVS GA2841POCT LAWRENCEVILLE | | 7 | | | 7 |
| CVS OH2543POCT CANFIELD | | 5 | 2 | 29% | 7 |
| MEDEXPRESS URGENT CARE-DUBOIS | | 7 | | | 7 |
| WATAUGA MEDICAL CENTER | | 4 | 3 | 43% | 7 |
| CVS NV9841POCT RENO | | 4 | 3 | 43% | 7 |
| MEDEXPRESS URGENT CARE - GLENDALE | | 7 | | | 7 |
| AVON PARK PEDIATRICS | | | 7 | 100% | 7 |
| SUPREME LABORATORY | | | 7 | 100% | 7 |
| CVS OH3458POCT BEAVERCREEK | | 7 | | | 7 |
| SARASOTA MEDICAL CENTER | | | 7 | 100% | 7 |
| LEVY COUNTY SHERIFF'S DEPT | | | 7 | 100% | 7 |
| BIRMINGHAM VAMC | | 3 | 4 | 57% | 7 |

COVID-19: testing by laboratory

Data through Apr 6, 2021 verified as of Apr 7, 2021 at 09:25 AM

Data in this report are provisional and subject to change.

The numbers in the table below represent the number of Florida and non-Florida residents for whom test results were received by the Department of Health. A person can be tested by more than one laboratory and can have both positive and negative results. **Therefore, the sum of the numbers in each column will be larger than the total number of people tested.**

| Reporting lab | Inconclusive | Negative | Positive | Percent positive | Total |
|--|--------------|----------|----------|------------------|-------|
| MANATEE PEDIATRICS | | | 7 | 100% | 7 |
| PEDIATRICS URGENT CARE, LLC | | | 7 | 100% | 7 |
| ALBANY MEDICAL CENTER | | 6 | 1 | 14% | 7 |
| SOUTH COM HEALTH CLINIC, DEPT. OF THE ARMY | | 7 | | | 7 |
| CVS NC7057POCT SHELBY | | 5 | 2 | 29% | 7 |
| FLORIDA HOSPITAL APOPKA | | 6 | 1 | 14% | 7 |
| NTD EUROFINs ATLANTA | | 7 | | | 7 |
| COMPLETE FAMILY CARE, LLC/UNIVERSITY OF SAINT MARY | | 7 | | | 7 |
| FLORIDA CANCER SPECIALISTS & RESEARCH INSTITUTE | | 6 | 1 | 14% | 7 |
| PENINSULA CARE AND REHABILITATION CENTER | | | 7 | 100% | 7 |
| MINUTECLINIC DIAGNOSTIC OF GEORGIA, LL | | 5 | 2 | 29% | 7 |
| EASTERN FLORIDA STATE COLLEGE – PALM BAY CAMPUS□ | | | 7 | 100% | 7 |
| DOCTOR'S IN-HOUSE LAB/COMMUNITY HEALTH CENTERS OF PINELLAS –PINELLAS P | | | 7 | 100% | 7 |
| GLEN FALLS HOSPITAL DEPARTMENT OF PATHOLOGY | | 6 | 1 | 14% | 7 |
| MINUTE CLINIC DIAGNOSTIC OF PENNSYLVANIA | | 7 | | | 7 |
| NORTH FLORIDA MEDICAL CENTERS INC | | 1 | 6 | 86% | 7 |
| CARENOW URGENT CARE-MADISON | | 7 | | | 7 |
| GENTRY PARK ORLANDO ASSISTED LIVING | | 6 | 1 | 14% | 7 |
| NOVANT HEALTH INPATIENT CARE | | 2 | 5 | 71% | 7 |
| MEDEXPRESS URGENT CARE - BLUEFIELD | | 6 | 1 | 14% | 7 |
| Baptist Village Retirement Communities | | 7 | | | 7 |
| WEXFORD HEALTH SOURCES INC | | 7 | | | 7 |
| ST JOSEPHS HOSP OF ATLANTA/CLINIC LAB | | 6 | 1 | 14% | 7 |
| NORTHERN DUTCHESS HOSPITAL LABORATORY | | 5 | 2 | 29% | 7 |
| CVS GA7064POCT STOCKBRIDGE | | 7 | | | 7 |
| MINUTECLINIC DIAGNOSTIC OF KANSAS PA | | 7 | | | 7 |
| QHG OF ENTERPRISE INC (DBA MEDICAL CTR | | 7 | | | 7 |
| PARTNERS PHARMACY OF FLORIDA LLC | | 7 | | | 7 |
| PANCARE HEALTH - HOSFORD SCHOOL | | | 7 | 100% | 7 |
| LIZS ADULT CARE | | 7 | | | 7 |
| MINUTECLINIC DIAGNOSTIC OF NEVADA #87 | | 4 | 3 | 43% | 7 |
| KEYSTONE PLACE AT NAPLES PRESERVE | | 4 | 3 | 43% | 7 |
| MINUTECLINIC, DIAGNOSTIC OF TEXAS, LL | | 6 | 1 | 14% | 7 |
| CVS MD4371POCT OCEAN CITY | | 7 | | | 7 |
| NYU WINTHROP HOSPITAL PATHOLOGY | | 7 | | | 7 |
| NELSON BIOLOGICAL | | | 7 | 100% | 7 |
| GUIDANCE / CARE CENTER, INC | | 7 | | | 7 |
| BOCA BIOLISTICS LLC | | | 7 | 100% | 7 |
| LYNMOORE,THE | | 7 | | | 7 |
| CLAY PRIMARY & FAMILY CARE LLC | | | 7 | 100% | 7 |
| MEDEXPRESS URGENT CARE - HOT SPRINGS | | 7 | | | 7 |
| CARENOW URGENT CARE-SOUTHLAKE | | | 7 | 100% | 7 |
| CARESOUTH HHA HOLDINGS OF TALLAHASSEE LLC | | 7 | | | 7 |
| MINUTE-CLINIC DIAGNOSTIC OF VIRGINIA, | | 7 | | | 7 |
| NEMOURS CHILDREN'S HOSPITAL | | | 7 | 100% | 7 |
| MEDEXPRESS URGENT CARE, JOHNSTOWN | | 6 | 1 | 14% | 7 |

COVID-19: testing by laboratory

Data through Apr 6, 2021 verified as of Apr 7, 2021 at 09:25 AM

Data in this report are provisional and subject to change.

The numbers in the table below represent the number of Florida and non-Florida residents for whom test results were received by the Department of Health. A person can be tested by more than one laboratory and can have both positive and negative results. **Therefore, the sum of the numbers in each column will be larger than the total number of people tested.**

| Reporting lab | Inconclusive | Negative | Positive | Percent positive | Total |
|---|--------------|----------|----------|------------------|-------|
| CVS M08556POCT KANSAS CITY | | 6 | 1 | 14% | 7 |
| ENTRUST IMMEDIATE CARE | | | 7 | 100% | 7 |
| MINUTE CLINIC LLC #0169 | | 5 | 2 | 29% | 7 |
| RIVER OAKS TREATMENT CENTER | | | 7 | 100% | 7 |
| PERSONAL PHYSICIAN CARE PA | | | 7 | 100% | 7 |
| BALTIMORE CITY HEALTH DEPT COMMUNICABLE DISEASES AND EPIDEMIOLOGY | | | 7 | 100% | 7 |
| ST. LUCIE COUNTY HEALTH DEPARTMENT | | 5 | 2 | 29% | 7 |
| CVS OH3301POCT WOODMERE | | 7 | | | 7 |
| FIRST PHYSICIANS GROUP - LORRAINE CORNERS | | 7 | | | 7 |
| MINUTECLINIC MINUTECLINIC #8505 | | 5 | 2 | 29% | 7 |
| MINUTECLINIC, LLC #1796 | | 6 | 1 | 14% | 7 |
| MEDEXPRESS URGENT CARE MORGANTOWN | | 7 | | | 7 |
| MEDEXPRESS URGENT CARE - MT LEBANON | | 5 | 2 | 29% | 7 |
| EMBRY-RIDDLE AERONAUTICAL UNIVERSITY HEALTH | | | 7 | 100% | 7 |
| LEE COUNTY HEALTH DEPARTMENT | | 4 | 3 | 43% | 7 |
| WYOMING COUNTY COMMUNITY HOSPITAL LABORATORY | | 7 | | | 7 |
| KENDALL REGIONAL MEDICAL CNTR | | | 7 | 100% | 7 |
| DALLAS COUNTY HEALTH AND HUMAN SERVICES | | | 7 | 100% | 7 |
| MAXHEALTH | | 5 | 2 | 29% | 7 |
| CVS NY549POCT RIDGEWOOD | | 4 | 3 | 43% | 7 |
| DELAWARE DEPARTMENT OF HEATH | | 6 | 1 | 14% | 7 |
| RANDOLPH DIABETES AND WELLNESS | | 6 | 1 | 14% | 7 |
| DOTHAN WEST FAMILY MEDICINE | | 5 | 2 | 29% | 7 |
| GILCHRIST COUNTY FIRE DEPARTMENT | | 4 | 3 | 43% | 7 |
| DOCTORS CLINICAL LABORATORY, INC | | 5 | 2 | 29% | 7 |
| MINUTECLINIC DIAG OF IND LLC #8651 | | 6 | 1 | 14% | 7 |
| LONGWOOD FAMILY MEDICINE | | 1 | 6 | 86% | 7 |
| JUPITER ISLAND PUBLIC SAFETY | | 5 | 2 | 29% | 7 |
| PROVIDENCE LABORATORY SERVICES | | 7 | | | 7 |
| CVS PHARMACY #8800 | | 5 | 2 | 29% | 7 |
| HEALTH CARE LABORATORY SERVICES | | 1 | 6 | 86% | 7 |
| OPTUM PRIMARY CARE - FOUNTAIN OAKS | | 3 | 4 | 57% | 7 |
| JOINT AMBULATORY CARE CENTER | | 7 | | | 7 |
| MEDEXPRESS URGENT CARE-NESHANNOCK TWP | | 6 | 1 | 14% | 7 |
| ECLRS | | 2 | 5 | 71% | 7 |
| NASSAU UNIVERSITY MEDICAL CENTER DEPT | | 6 | 1 | 14% | 7 |
| WEST DADE PEDIATRICS | | | 7 | 100% | 7 |
| MEDEXPRESS URGENT CARE - STATE COLLEGE | | 5 | 2 | 29% | 7 |
| GALLUP INDIAN MEDICAL CENTER | | 7 | | | 7 |
| CVS NM8918POCT ALBUQUERQUE | | 7 | | | 7 |
| CRESTWOOD MEDICAL CENTER | | 5 | 2 | 29% | 7 |
| BRADENTON PHYSICIANS MEDICAL CENTER | | | 7 | 100% | 7 |
| CVS GA2147POCT KENNESAW | | 5 | 2 | 29% | 7 |
| MEDEXPRESS URGENT CARE - STAUNTON | | 3 | 4 | 57% | 7 |
| HOLY GARDEN ALF, INC. | | 7 | | | 7 |
| GENOTOX LABORATORIES | | 5 | 2 | 29% | 7 |

COVID-19: testing by laboratory

Data through Apr 6, 2021 verified as of Apr 7, 2021 at 09:25 AM

Data in this report are provisional and subject to change.

The numbers in the table below represent the number of Florida and non-Florida residents for whom test results were received by the Department of Health. A person can be tested by more than one laboratory and can have both positive and negative results. **Therefore, the sum of the numbers in each column will be larger than the total number of people tested.**

| Reporting lab | Inconclusive | Negative | Positive | Percent positive | Total |
|--|--------------|----------|----------|------------------|-------|
| MERCY HEALTH—MUSKEGON | | 6 | 1 | 14% | 7 |
| PANCARE HEALTH - KATE SMITH ELEMENTARY | | 1 | 6 | 86% | 7 |
| COMMUNITY MEDICAL AND DENTAL CARE INC | | 7 | | | 7 |
| ADVENT HEALTH APOPKA | | 3 | 4 | 57% | 7 |
| RELIANCE MEDICAL CENTER | | 5 | 2 | 29% | 7 |
| HARMONIOUS HOME HEALTH, LLC | | 7 | | | 7 |
| GRACE WELLNESS CENTER LLC | | 6 | 1 | 14% | 7 |
| MINUTECLINIC LLC #4449 | | 6 | 1 | 14% | 7 |
| MINUTECLINIC DIAG OF IND LLC #6998 | | 6 | 1 | 14% | 7 |
| Lenox on the Lake | | | 7 | 100% | 7 |
| EP LTC PHARMACY | | 5 | 2 | 29% | 7 |
| MINUTE-CLINIC DIAGNOSTIC OF VIRGINIA, LLC #794 | | 6 | 1 | 14% | 7 |
| BROOKDALE LAKE ORIENTA | | | 7 | 100% | 7 |
| LAKE PEDIATRICS | | | 7 | 100% | 7 |
| SCHOOL OF PHARMACY AND PHARMACEUTICAL | | 7 | | | 7 |
| HEARTLAND PEDIATRICS OF LAKE PLACID | | | 7 | 100% | 7 |
| VERO DIAGNOSTICS | | 7 | | | 7 |
| LONG ISLAND JEWISH FOREST HILLS HOSPITAL | | 7 | | | 7 |
| FLORIDA DIGESTIVE AND LIVER SPECIALIST | | 7 | | | 7 |
| DR. PHILLIPS MEDICAL WELLNESS CENTER | | 4 | 3 | 43% | 7 |
| IRL MARKET LAB | | | 7 | 100% | 7 |
| LAWTON CHILES HEALTH CENTER | | 1 | 6 | 86% | 7 |
| YAZJI PEDIATRIC CARE LLC DBA TUKA PEDIATRICS | | | 7 | 100% | 7 |
| ABBEY MANOR RETIREMENT RESIDENCE INC | | 7 | | | 7 |
| Ocoee Health Care Center | | 7 | | | 7 |
| ARLINGTON OF NAPLES | | 6 | | | 6 |
| CVS SC7334POCT LEXINGTON | | 5 | 1 | 17% | 6 |
| CIMA MEDICAL CENTER | | 5 | 1 | 17% | 6 |
| Contrastate Medical Center | | 5 | 1 | 17% | 6 |
| CVS IN6713POCT BLOOMINGTON | | 6 | | | 6 |
| NORTH FLORIDA PEDIATRICS JASPER | | | 6 | 100% | 6 |
| LOUISIANA DEPT OF HEALTH | | | 6 | 100% | 6 |
| CVS NATIONAL HARBOR MD2297714CV | | 6 | | | 6 |
| WIREGRASS MEDICAL CENTER | | | 6 | 100% | 6 |
| MINUTECLINIC 7196 | | 5 | 1 | 17% | 6 |
| CVS IL8747POCT CHICAGO | | 6 | | | 6 |
| BAYCARE ALLIANT HOSPITAL | | | 6 | 100% | 6 |
| CUMBERLAND HEIGHTS | | 6 | | | 6 |
| GAINESVILLE PEDIATRIC ASSOCIATES | | 1 | 5 | 83% | 6 |
| XPRESS URGENT CARE LLC | | 6 | | | 6 |
| ATLANTIC COMMUNITY HIGH SCHOOL | | 5 | 1 | 17% | 6 |
| BOCA VIPEDIATRICS | | | 6 | 100% | 6 |
| CVS GA2236POCT WOODSTOCK | | 6 | | | 6 |
| CVS PA2582POCT SPRINGFIELD | | 4 | 2 | 33% | 6 |
| CVS OH6123POCT CINCINNATI | | 4 | 2 | 33% | 6 |
| CVS NJ2815POCT E BRUNSWICK | | 4 | 2 | 33% | 6 |

COVID-19: testing by laboratory

Data through Apr 6, 2021 verified as of Apr 7, 2021 at 09:25 AM

Data in this report are provisional and subject to change.

The numbers in the table below represent the number of Florida and non-Florida residents for whom test results were received by the Department of Health. A person can be tested by more than one laboratory and can have both positive and negative results. **Therefore, the sum of the numbers in each column will be larger than the total number of people tested.**

| Reporting lab | Inconclusive | Negative | Positive | Percent positive | Total |
|---|--------------|----------|----------|------------------|-------|
| ASCENSION ST VINCENT'S CLAY COUNTY | | | 6 | 100% | 6 |
| MINUTECLINIC DIAGNOSTIC OF RHODE ISLAN | | 6 | | | 6 |
| LPG COCONUT POINT - FAMILY/ INTERNAL MEDICINE | | 6 | | | 6 |
| MEDEXPRESS URGENT CARE - HOLLINS | | 6 | | | 6 |
| FLORIDA HEALTHCARE OF ORLANDO | | 1 | 5 | 83% | 6 |
| BROWARD COUNTY HEALTH DEPT. | | | 6 | 100% | 6 |
| MEDEXPRESS URGENT CARE SHADYSIDE | | 5 | 1 | 17% | 6 |
| LEWIS COUNTY MANOR | | 6 | | | 6 |
| PUBLIC HEALTH LAB | | 6 | | | 6 |
| MEDICAL CENTER AT OCEAN REEF | | 1 | 5 | 83% | 6 |
| FLEET LANDING | | | 6 | 100% | 6 |
| ALL4KIDZ PEDIATRICS LLC | | 3 | 3 | 50% | 6 |
| MINUTECLINIC DIAGNOSTIC OF VIRGINIA, LLC #1656 | | 6 | | | 6 |
| MARSHALL MEDICAL CENTER SOUTH LAB | | 5 | 1 | 17% | 6 |
| VIERA PEDIATRICS | | 1 | 5 | 83% | 6 |
| MINUTECLINIC #788 | | 6 | | | 6 |
| LRHS Southeastern University | | 4 | 2 | 33% | 6 |
| PALMETTO HEALTH ALLIANCE | | 3 | 3 | 50% | 6 |
| BROOKDALE CLERMONT | | | 6 | 100% | 6 |
| MERCY COLLEGE HEALTH OFFICE | | 6 | | | 6 |
| CVS MINUTE CLINIC DIAGNOSTIC OF TEXAS | | 5 | 1 | 17% | 6 |
| THE PALMS REHABILITATION AND HEALTHCARE CENTER | | 5 | 1 | 17% | 6 |
| PROHEALTH MED | | 1 | 5 | 83% | 6 |
| GENESIS FAMILY PRACTICE | | 3 | 3 | 50% | 6 |
| MEDEXPRESS URGENT CARE - PRINCETON | | 5 | 1 | 17% | 6 |
| CVS TN4624POCT KNOXVILLE | | 5 | 1 | 17% | 6 |
| ALLEGRO FLEMING ISLAND | | 1 | 5 | 83% | 6 |
| FLORIDA DEPARTMENT OF HEALTH IN SARASOTA COUNTY | | 5 | 1 | 17% | 6 |
| CONCENTRA | | | 6 | 100% | 6 |
| MINUTE CLINIC DIAGNOSTIC OF VIRGINIA, LLC #7543 | | 6 | | | 6 |
| THE WINDSOR OF OCALA | | 2 | 4 | 67% | 6 |
| CVS GA3766POCT DACULA | | 4 | 2 | 33% | 6 |
| TIMBER CREEK PEDIATRICS | | 6 | | | 6 |
| FLORIDA MEDICAL SPECIALISTS | | 2 | 4 | 67% | 6 |
| FAMILY TREE PRIMARY CARE | | 5 | 1 | 17% | 6 |
| NU WAVE MEDICAL CENTER | | | 6 | 100% | 6 |
| CVS TX1104POCT ALLEN | | 6 | | | 6 |
| MEDEXPRESS URGENT CARE-PITTSFIELD | | 6 | | | 6 |
| CVS KY4779POCT LOUISVILLE | | 4 | 2 | 33% | 6 |
| COMPASSION PEDIATRIC URGENT CARE LLC | | 2 | 4 | 67% | 6 |
| STATEN ISLAND CHAI CARE | | 5 | 1 | 17% | 6 |
| Kroger 673 - The Little Clinic Dallas | | 5 | 1 | 17% | 6 |
| SV DIAGNOSTIC LAB | | | 6 | 100% | 6 |
| CAPE CORAL URGENT CARE | | 3 | 3 | 50% | 6 |
| MEDEXPRESS URGENT CARE - ELM GROVE | | 5 | 1 | 17% | 6 |
| GUTHRIE MEDICAL GROUP LABORATORIES | | 6 | | | 6 |

COVID-19: testing by laboratory

Data through Apr 6, 2021 verified as of Apr 7, 2021 at 09:25 AM

Data in this report are provisional and subject to change.

The numbers in the table below represent the number of Florida and non-Florida residents for whom test results were received by the Department of Health. A person can be tested by more than one laboratory and can have both positive and negative results. **Therefore, the sum of the numbers in each column will be larger than the total number of people tested.**

| Reporting lab | Inconclusive | Negative | Positive | Percent positive | Total |
|--|--------------|----------|----------|------------------|-------|
| CVS NC2313POCT RALEIGH | | 5 | 1 | 17% | 6 |
| ADVANCED URGENT CARE OF MARATHON | | 1 | 5 | 83% | 6 |
| URGENT TEAM - HUNTSVILLE | | 5 | 1 | 17% | 6 |
| FAMILY CARE MEDICAL CENTER | | | 6 | 100% | 6 |
| NEMOURS CHILDREN'S URGEN CARE | | | 6 | 100% | 6 |
| CVS SC5550POCT CLOVER | | 5 | 1 | 17% | 6 |
| PREMIER FAMILY HEALTH PA | | | 6 | 100% | 6 |
| CLINICAL CARE ASSOCIATES | | | 6 | 100% | 6 |
| BNR PHARMACY INC | | 6 | | | 6 |
| PALM HARBOR DERMATOLOGY | | 4 | 2 | 33% | 6 |
| MAXCARE CLINIC | | | 6 | 100% | 6 |
| MINUTE CLINIC DIAGNOSTIC MED GRP | | 5 | 1 | 17% | 6 |
| JACKSONVILLE PEDIATRICS | | | 6 | 100% | 6 |
| SOUTHEASTERN DERMATOLOGY GROUP PA | | 5 | 1 | 17% | 6 |
| MCR HEALTH LAWTON CHILES ADMINISTRATION STE A | | 1 | 5 | 83% | 6 |
| MINUTECLINIC DIAGNOSTICS OF IND LLC | | 3 | 3 | 50% | 6 |
| DIXIE COUNTY EMERGENCY SERVICES | | | 6 | 100% | 6 |
| WALGREENS #04569 | | 5 | 1 | 17% | 6 |
| MEDEXPRESS URGENT CARE - RICHMOND, NINE MILE RD | | 5 | 1 | 17% | 6 |
| BAYSHORE POINTE NURSING AND REHAB CENTER | | | 6 | 100% | 6 |
| CARESOUTH HHA HOLDINGS OF THE BAY AREA LLC | | 6 | | | 6 |
| HERNANDO PASCO HOSPICE INC | | 5 | 1 | 17% | 6 |
| CURATIVE CARE CENTER INC | | 1 | 5 | 83% | 6 |
| Madison Health & Rehabilitation | | 6 | | | 6 |
| CVS PA233POCT NEWTOWN SQUARE | | 6 | | | 6 |
| DANIEL M LIBBY MD PLLC | | 6 | | | 6 |
| WG WINDSOR WOODS SH LLC | | 6 | | | 6 |
| FRESENIUS KIDNEY CARE DUNEDIN | | | 6 | 100% | 6 |
| SCOTTS PHARMACY | | 5 | 1 | 17% | 6 |
| Advanced Care Center | | | 6 | 100% | 6 |
| TRANSPLANT GENOMICS INC (EUROFINS) | | 6 | | | 6 |
| WAKEMED | | 1 | 5 | 83% | 6 |
| LAKEVIEW TERRACE HOME HEALTH SERVICES LLC | | | 6 | 100% | 6 |
| UT SOUTHWESTERN MEDICAL CENTER | | | 6 | 100% | 6 |
| IVY ROSEN MD PLLC | | 6 | | | 6 |
| CVS OH3080POCT HUBER HEIGHTS | | 6 | | | 6 |
| EXPICARE NURSING AGENCY, INC | | 5 | 1 | 17% | 6 |
| PENN NURSING CENTER | | 6 | | | 6 |
| CVS PA813POCT RICHBORO | | 6 | | | 6 |
| HUNTERS CREEK PEDIATRICS | | 6 | | | 6 |
| GENTLE MEDICINE ASSOCIATES / DR. REGINE BATAILLE | | 6 | | | 6 |
| PHYSICIANS URGENT CARE BERRY FARMS | | 4 | 2 | 33% | 6 |
| ALL CHILDREN'S HOSPITAL DEPT OF GENERAL PEDIATRICS | | | 6 | 100% | 6 |
| FHPG_EXP CARE PALM HARBOR | | | 6 | 100% | 6 |
| JOSEF SCHENKER, MD, PC | | 6 | | | 6 |
| OCALA REGIONAL KIDNEY CENTER EAST | | 2 | 4 | 67% | 6 |

COVID-19: testing by laboratory

Data through Apr 6, 2021 verified as of Apr 7, 2021 at 09:25 AM

Data in this report are provisional and subject to change.

The numbers in the table below represent the number of Florida and non-Florida residents for whom test results were received by the Department of Health. A person can be tested by more than one laboratory and can have both positive and negative results. **Therefore, the sum of the numbers in each column will be larger than the total number of people tested.**

| Reporting lab | Inconclusive | Negative | Positive | Percent positive | Total |
|--|--------------|----------|----------|------------------|-------|
| CVS NC6402POCT DAVIDSON | | 4 | 2 | 33% | 6 |
| PRESBYTERIAN HOME | | 6 | | | 6 |
| LISTENING DOCTOR PLLC, THE | | 1 | 5 | 83% | 6 |
| FLORIDA DEPARTMENT OF HEALTH SEMINOLE COUNTY | | 1 | 5 | 83% | 6 |
| MINUTECLINIC MINUTECLINIC #921 | | 6 | | | 6 |
| FLORIDA DEPARTMENT OF HEALTH IN MIAMI DADE COUNTY | | 5 | 1 | 17% | 6 |
| TULLAHOMA HMA, LLC | | 5 | 1 | 17% | 6 |
| MEDEXPRESS URGENT CARE-HERSHEY | | 5 | 1 | 17% | 6 |
| COVID TESTING LLC | | | 6 | 100% | 6 |
| LUMADOC HEALTH | | 4 | 2 | 33% | 6 |
| CENTREX CLINICAL LABS INC | | 6 | | | 6 |
| NEUROSCIENCE AND SPINE ASSOCIATES, PL | | 5 | 1 | 17% | 6 |
| TREASURE COAST INFECTIOUS DISEASE CONSULTANTS | | 3 | 3 | 50% | 6 |
| CDRX INFUSION | | | 6 | 100% | 6 |
| CVS IN6654POCT INDIANAPOLIS | | 5 | 1 | 17% | 6 |
| MD NOW MEDICAL CENTER | | | 6 | 100% | 6 |
| HELIX MEDICAL CENTERS | | 1 | 5 | 83% | 6 |
| COVID RAPID LABS | | 1 | 5 | 83% | 6 |
| DEPARTMENT OF HEALTH AND HUMAN SERVICES STATE OF NEW HAMPSHIRE | | | 6 | 100% | 6 |
| THE CLINIC PREMISE HEALTH | | | 6 | 100% | 6 |
| CVS MA6505POCT NEWTON | | 6 | | | 6 |
| CVS MI8049POCT WATERFORD | | 5 | 1 | 17% | 6 |
| AARK LABORATORY | | 6 | | | 6 |
| PR HEALTH | | 1 | 5 | 83% | 6 |
| MEDEXPRESS URGENT CARE - IRVING | | 6 | | | 6 |
| ST CHARLES BEND LABORATORY | | 5 | 1 | 17% | 6 |
| CALIFORNIA DEPARTMENT OF PUBLIC HEALTH | | 1 | 5 | 83% | 6 |
| TERRACINA LLC | | 1 | 5 | 83% | 6 |
| MINUTECLINIC DIANOSTIC OF VIRGINIA, LL | | 5 | 1 | 17% | 6 |
| COMPREHENSIVE CLINICAL RESEARCH, LLC | | | 6 | 100% | 6 |
| CAREWELL 301 - WARWICK | | | 6 | 100% | 6 |
| PATHGROUP LABS, LLC | | 4 | 2 | 33% | 6 |
| CVS CA9721POCT ARCADIA | | 6 | | | 6 |
| AMERICAN HEALTH ASSOC. LABORATORY SOUTH | | 4 | 2 | 33% | 6 |
| CENTRAL FLORIDA PRIMARY CARE | | | 6 | 100% | 6 |
| MINUTECLINIC DIAGNOSTIC OF KENTUCKY | | 6 | | | 6 |
| ADVENTHEALTH CELEBRATION EMPLOYEE CLINIC | | 6 | | | 6 |
| SHEEPSHEAD BAY URGENT CARE | | 6 | | | 6 |
| GMR EVENT SERVICES LLC DBA CROWDRX | | 6 | | | 6 |
| COMPUNET CLINICAL LAB | | | 6 | 100% | 6 |
| CVS NV2928POCT LAS VEGAS | | 6 | | | 6 |
| UNILAB | | 2 | 4 | 67% | 6 |
| FIRST COAST CARDIOVASCULAR INSTITUTE PA | | | 6 | 100% | 6 |
| MINUTECLINIC DIAGNOSTIC OF SC, LLC #7 | | 4 | 2 | 33% | 6 |
| URGENT TEAM - MUSCLE SHOALS | | 6 | | | 6 |
| INTERNAL MEDICINE LIPID AND WELNNES PRACTICE | | | 6 | 100% | 6 |

COVID-19: testing by laboratory

Data through Apr 6, 2021 verified as of Apr 7, 2021 at 09:25 AM

Data in this report are provisional and subject to change.

The numbers in the table below represent the number of Florida and non-Florida residents for whom test results were received by the Department of Health. A person can be tested by more than one laboratory and can have both positive and negative results. **Therefore, the sum of the numbers in each column will be larger than the total number of people tested.**

| Reporting lab | Inconclusive | Negative | Positive | Percent positive | Total |
|---|--------------|----------|----------|------------------|-------|
| CVS NJ836POCT RUNNEMEDE | | 6 | | | 6 |
| ELITE MD GROUP INC | | 2 | 4 | 67% | 6 |
| SAINT PETER'S UNIVERSITY HOSPITAL | | 6 | | | 6 |
| IAN C BOYKIN MD | | 4 | 2 | 33% | 6 |
| ARLINGTON OF NAPLES INC, THE | | 6 | | | 6 |
| MINUTECLINIC LLC #5041 | | 2 | 4 | 67% | 6 |
| PANCARE HEALTH - ALTHA PUBLIC | | | 6 | 100% | 6 |
| TAMIAMI LAB MILLENIUM | | | 6 | 100% | 6 |
| URGENT CARE HOUSECALLS PA | | 5 | 1 | 17% | 6 |
| RIVER CITY PRIMARY AND URGENT CARE | | | 6 | 100% | 6 |
| AMERICAN EAGLE LEESBURG AL LLC DBA VISTA LAKE | | | 6 | 100% | 6 |
| ENIGMA DIAGNOSTIC, INC. | | | 6 | 100% | 6 |
| JERSEY SHORE MEDICAL CENTER | | 6 | | | 6 |
| REDMED OF CROSSTOWN | | 3 | 3 | 50% | 6 |
| DIAGNOSTIC & MEDICAL SPECIALISTS OF GREENWICH | | 4 | 2 | 33% | 6 |
| CITIZENS BAPTIST MEDICAL CENTERS LAB | | 5 | 1 | 17% | 6 |
| GRACE REHABILITATION CENTER OF VERO BEACH | | 4 | 2 | 33% | 6 |
| MINUTECLINIC DIAGNOSTIC OF OHIO #4401 | | 6 | | | 6 |
| CVS MD2956POCT NEW MARKET | | 5 | 1 | 17% | 6 |
| MOULTRIE CREEK NURSING AND REHAB | | | 6 | 100% | 6 |
| CVS MA594POCT FALMOUTH | | 5 | 1 | 17% | 6 |
| BOONE DRUG & HEALTHCARE AT DEERFIELD | | | 6 | 100% | 6 |
| CAMELLIA AT DEERWOOD | | 2 | 4 | 67% | 6 |
| MINUTE CLINIC DIAG OF IND LLC #8674 | | 6 | | | 6 |
| ADVENTHEALTH MEDICAL GROUP INTERNAL MEDICINE AT | | 2 | 4 | 67% | 6 |
| CAPITAL HEALTH PLAN LABORATORIES | | | 6 | 100% | 6 |
| NORTHSIDE HOSPITAL DULUTH | | 5 | 1 | 17% | 6 |
| MEDEXPRESS URGENT CARE - YORK | | 3 | 3 | 50% | 6 |
| FLORIDA PREMIER MEDICAL CARE PA | | | 6 | 100% | 6 |
| LOS ALAMOS NATIONAL LABORATORY | | 6 | | | 6 |
| BETHESDA COMMUNITY HEALTH CENTER | | | 6 | 100% | 6 |
| PROGRESS PHARMACY INC | | 1 | 5 | 83% | 6 |
| CVS MA957POCT WEST SPRINGFIELD | | 6 | | | 6 |
| Northwell Lab | | 2 | 4 | 67% | 6 |
| BROWARD TRANSITIONAL CENTER | | | 6 | 100% | 6 |
| FLORIDA WOMAN CARE LABORATORY | | | 6 | 100% | 6 |
| MEDEXPRESS URGENT CARE-MUNCIE | | 6 | | | 6 |
| MEDEXPRESS URGENT CARE - HUNTINGTON WE | | 6 | | | 6 |
| New York Harbor Harbor HCS - Brooklyn Campus | | 6 | | | 6 |
| HOLLY HILL HOME INFUSION SERVICE | | 5 | 1 | 17% | 6 |
| MEDEXPRESS URGENT CARE - WEIRTON | | 6 | | | 6 |
| MINUTECLINIC DIAGNOSTIC OF TN PC #442 | | 4 | 2 | 33% | 6 |
| MARCO ISLAND MEDICAL CENTER | | | 6 | 100% | 6 |
| QUICK CARE MED WALK IN AND URGENT CARE | | | 6 | 100% | 6 |
| CHILDREN'S HOSPITAL OF PHILADELPHIA | | 5 | 1 | 17% | 6 |
| ANTHONY-BROWN PHARMACY | | 6 | | | 6 |

COVID-19: testing by laboratory

Data through Apr 6, 2021 verified as of Apr 7, 2021 at 09:25 AM

Data in this report are provisional and subject to change.

The numbers in the table below represent the number of Florida and non-Florida residents for whom test results were received by the Department of Health. A person can be tested by more than one laboratory and can have both positive and negative results. **Therefore, the sum of the numbers in each column will be larger than the total number of people tested.**

| Reporting lab | Inconclusive | Negative | Positive | Percent positive | Total |
|--|--------------|----------|----------|------------------|-------|
| PLEASANTVILLE OF SEBASTIAN LLC | | | 6 | 100% | 6 |
| Oakwood - North Baldwins Center for Living | | 6 | | | 6 |
| CVS PA4077POCT BELLE VERNON | | 6 | | | 6 |
| CVS SC2736POCT MURRELLS INLET | | 5 | 1 | 17% | 6 |
| TERENCE B MITCHELL MD, INC | | 2 | 4 | 67% | 6 |
| CVS TX2263POCT SAN ANTONIO | | 6 | | | 6 |
| CVS PA1296POCT DREXEL HILL | | 4 | 2 | 33% | 6 |
| MIAMI RESCUE MISSION CLINIC INC | | | 6 | 100% | 6 |
| TEXAS MEDCLINIC | | | 6 | 100% | 6 |
| UNILAB OF DADE INC | | | 6 | 100% | 6 |
| CVS PA5241POCT CHALFONT | | 6 | | | 6 |
| BETH ISRAEL DEACONESS MEDICAL CENTER | | | 6 | 100% | 6 |
| UT MEMPHIS UNIVERSITY HEALTH SERVICES | | | 6 | 100% | 6 |
| PHYSICIANS FOR CHILDREN | | | 6 | 100% | 6 |
| MOUNT SINAI BROOKLYN LABORATORY | | 4 | 1 | 20% | 5 |
| MEDEXPRESS URGENT CARE - MOUNTAIN HOME | | 4 | 1 | 20% | 5 |
| MINUTE CLINIC LLC #1909 | | 5 | | | 5 |
| MARTHA A PRICE MD PA | | 2 | 3 | 60% | 5 |
| NORTH SHORE HEMATOLOGY-ONCOLOGY ASSOCIATES, PC | | 5 | | | 5 |
| CVS MA1852POCT MEDWAY | | 5 | | | 5 |
| QUATRACOR PLLC | | 5 | | | 5 |
| INVESCLINIC US, LLC | | 5 | | | 5 |
| NIBHA MEDIRATTA MD PL | | | 5 | 100% | 5 |
| BROOKDALE NEW PORT RICHEY | | | 5 | 100% | 5 |
| LIVING WATERS MEDICAL CENTER | | | 5 | 100% | 5 |
| PATIENT FIRST - LEESBURG | | | 5 | 100% | 5 |
| MINUTECLINIC DIAGNOSTIC OF OHIO #6147 | | 4 | 1 | 20% | 5 |
| MEDEXPRESS URGENT CARE FOX CHAPEL | | 5 | | | 5 |
| WOODHULL MEDICAL AND MENTAL HEALTH CTR | | 5 | | | 5 |
| LPG PEDIATRICS AT CAPE CORAL | | 5 | | | 5 |
| URGENT CARE OF ERWIN | | 5 | | | 5 |
| EGL GENETICS DIAGNOSTICS | | | 5 | 100% | 5 |
| CVS TX7821POCT LEAGUE CITY | | 5 | | | 5 |
| THE LITTLE CLINIC | | | 5 | 100% | 5 |
| WEST PACIFIC MEDICAL LABORATORY | | | 5 | 100% | 5 |
| LAFAYETTE NURSING AND REHAB | | | 5 | 100% | 5 |
| SEACOAST PATHOLOGY PROFESSIONAL ASSOC | | 5 | | | 5 |
| CVS MA1845POCT WILMINGTON | | 4 | 1 | 20% | 5 |
| PRL NYC PANDEMIC RESPONSE LAB | | | 5 | 100% | 5 |
| SAFETY HARBOR SENIOR LIVING | | | 5 | 100% | 5 |
| MINUTECLINIC, LLC #1431 | | 4 | 1 | 20% | 5 |
| BAYSIDE URGENT CARE CENTER INC | | | 5 | 100% | 5 |
| AHMG LAKE NONA PRIMARY CARE | | 5 | | | 5 |
| MILLER COUNTY HOSPITAL | | 5 | | | 5 |
| MEDEXPRESS - WILMINGTON CONCORD PIKE | | 4 | 1 | 20% | 5 |
| ALPHADERA LABS, LLC | | | 5 | 100% | 5 |

COVID-19: testing by laboratory

Data through Apr 6, 2021 verified as of Apr 7, 2021 at 09:25 AM

Data in this report are provisional and subject to change.

The numbers in the table below represent the number of Florida and non-Florida residents for whom test results were received by the Department of Health. A person can be tested by more than one laboratory and can have both positive and negative results. **Therefore, the sum of the numbers in each column will be larger than the total number of people tested.**

| Reporting lab | Inconclusive | Negative | Positive | Percent positive | Total |
|--|--------------|----------|----------|------------------|-------|
| MORGAN STANLEY HEALTH CENTER | | 5 | | | 5 |
| SIGNATURE URGENT CARE | | | 5 | 100% | 5 |
| SOUTH FLORIDA FAMILY HEALTH & RESEARCH CTR | | | 5 | 100% | 5 |
| AMERICAN MEDICAL RESPONSE - DENVER | | 2 | 3 | 60% | 5 |
| MIZELL MEMORIAL HOSPITAL | | | 5 | 100% | 5 |
| WILSON PEDIATRICS | | | 5 | 100% | 5 |
| CARL R DARNALL ARMY MEDICAL CENTER | | | 5 | 100% | 5 |
| CVS TX10140POCT THE WOODLANDS | | 5 | | | 5 |
| Hillspring of Springboro | | 5 | | | 5 |
| URGENT CARE COASTAL GA | | | 5 | 100% | 5 |
| PELICAN LANDING | | 1 | 4 | 80% | 5 |
| WESTMINSTER SHORES | | | 5 | 100% | 5 |
| Enterprise Health and Rehabilitation Center | | 5 | | | 5 |
| BROWNE MEDICAL LLC | | 3 | 2 | 40% | 5 |
| LEE COMMUNITY HEALTHCARE INC DUNBAR | | 5 | | | 5 |
| TANNER MEDICAL CENTER EAST AL | | 5 | | | 5 |
| CVS MINUTE CLINIC DIAGNOSTIC MED GRP OF CAL | | 5 | | | 5 |
| JACKSON SOUTH COMMUNITY HOSPITAL LAB | | | 5 | 100% | 5 |
| Kroger 449 - The Little Clinic Mountain Park | | 4 | 1 | 20% | 5 |
| PRINCIPLE HOSPICE SERVICE, LLC | | | 5 | 100% | 5 |
| ELDER ALTERNATIVES INC | | 3 | 2 | 40% | 5 |
| PAUL GRECO MD CONCIERGE MEDICAL SERVICES PL | | 5 | | | 5 |
| COLUMBIA MEMORIAL HOSPITAL LABORATORY | | 5 | | | 5 |
| UW MEDICINE VIROLOGY LAB | | | 5 | 100% | 5 |
| SUNSHINE STATE DIALYSIS | | | 5 | 100% | 5 |
| DAVENPORT PEDIATRICS PA | | 1 | 4 | 80% | 5 |
| CELERION | | | 5 | 100% | 5 |
| THONOTOSASSA COMMUNITY HEALTH CENTER | | 1 | 4 | 80% | 5 |
| CARENOW URGENT CARE - CENTRAL AUSTIN | | 1 | 4 | 80% | 5 |
| MEDEXPRESS - COLLINSVILLE BELT LINE | | 3 | 2 | 40% | 5 |
| FLORIDA HOSPITAL LAKE MARY | | 5 | | | 5 |
| UNIVERISTY OF MEMPHIS ATHLETIC TRAINI | | 5 | | | 5 |
| CVS SC5479POCT INDIAN LAND | | 5 | | | 5 |
| BAPTIST HOSPITAL EMPLOYEE HEALTH OFF | | | 5 | 100% | 5 |
| URGENT TEAM - NASHVILLE | | 5 | | | 5 |
| PINECREST PEDIATRICS GROUP LLC | | | 5 | 100% | 5 |
| MY WELLNESS EXPRESS | | | 5 | 100% | 5 |
| MID - FLORIDA PATHOLOGY LLC | | 1 | 4 | 80% | 5 |
| ABSOLUTE HEALTH | | 5 | | | 5 |
| LAKE NONA PEDIATRICS IN ASSOCIATION WITH NEMOURS | | 5 | | | 5 |
| ADVANCED PEDIATRICS OF BOCA LLC | | | 5 | 100% | 5 |
| GULF COAST VETERANS HCS PANAMA CITY OPC | | 5 | | | 5 |
| OHIO DEPARTMENT OF HEALTH | | | 5 | 100% | 5 |
| SONATA VERO BEACH | | 5 | | | 5 |
| CVS AZ10150POCT PHOENIX | | 4 | 1 | 20% | 5 |
| FLORIDA DEPARTMENT OF HEALTH - INVERNESS | | 3 | 2 | 40% | 5 |

COVID-19: testing by laboratory

Data through Apr 6, 2021 verified as of Apr 7, 2021 at 09:25 AM

Data in this report are provisional and subject to change.

The numbers in the table below represent the number of Florida and non-Florida residents for whom test results were received by the Department of Health. A person can be tested by more than one laboratory and can have both positive and negative results. **Therefore, the sum of the numbers in each column will be larger than the total number of people tested.**

| Reporting lab | Inconclusive | Negative | Positive | Percent positive | Total |
|---|--------------|----------|----------|------------------|-------|
| MINUTECLINIC DIAG OF IND, LLC #8645 | | 5 | | | 5 |
| MEASE CONTINUING CARE | | 3 | 2 | 40% | 5 |
| PRINCETON BMC LABORATORY | | 5 | | | 5 |
| UPMC HEALTH SYSTEM | | 4 | 1 | 20% | 5 |
| MINUTECLINIC, LLC #7139 | | 5 | | | 5 |
| CLINICAL CARE INC | | | 5 | 100% | 5 |
| OURMED | | 4 | 1 | 20% | 5 |
| CHIEFLAND MEDICAL CENTER LLC | | | 5 | 100% | 5 |
| THE CLINIC OF PEDIATRICS & GI MEDICINE, INC | | | 5 | 100% | 5 |
| DOCS URGENT CARE | | 1 | 4 | 80% | 5 |
| FRESENIUS MEDICAL CARE | | | 5 | 100% | 5 |
| PUTNAM HOSPITAL CENTER LABORATORY | | 5 | | | 5 |
| Highland Pines Health and Rehab | | 5 | | | 5 |
| Kennedy University Hospital | | 5 | | | 5 |
| Robert Wood Johnson University Hospital | | 4 | 1 | 20% | 5 |
| RHEA MEDICAL CENTER | | 5 | | | 5 |
| MINUTE CLINIC, LLC #1434 | | 5 | | | 5 |
| FLORIDA CLINICAL LABORATORY - BIOREFERENCE LABORATORIES | | 2 | 3 | 60% | 5 |
| LEHIGH REGIONAL MEDICAL CENTER LABORATORY | | 3 | 2 | 40% | 5 |
| BEACH HOUSE | | 5 | | | 5 |
| BAYCARE MEDICAL GROUP, INC | | 5 | | | 5 |
| RUSH UNIVERSITY MEDICAL CENTER LABORATORY | | | 5 | 100% | 5 |
| MANATEE COUNTY JAIL | | 4 | 1 | 20% | 5 |
| AHF PUBLIC HEALTH LABORATORY | | | 5 | 100% | 5 |
| MINUTECLINIC DIAG OF IND, LLC #6553 | | 5 | | | 5 |
| CYPRESS CREEK MEDICAL CENTER | | | 5 | 100% | 5 |
| VEIL VALLEY MEDICAL CENTER | | | 5 | 100% | 5 |
| CELEBRATION PEDIATRICS PA | | | 5 | 100% | 5 |
| BOROPARK URGENT CARE | | 4 | 1 | 20% | 5 |
| THE UNIVERSITY OF VERMONT MEDICAL CENTER | | 4 | 1 | 20% | 5 |
| MAINE DEPARTMENT OF HEALTH AND HUMAN SERVICES | | | 5 | 100% | 5 |
| CVS PA1379POCT LANSDALE | | 5 | | | 5 |
| PM PEDIATRICS OF BAYSIDE PLLC | | 5 | | | 5 |
| MASSASHUSETTS STATE LAB INSTITUTE | | 2 | 3 | 60% | 5 |
| HELIX KH UC | | | 5 | 100% | 5 |
| OMNICARE PHARMACY OF TEXAS 1, LP DBA OMNICARE | | 5 | | | 5 |
| REGIONAL MEDICAL CENTER BAYONET POINT | | | 5 | 100% | 5 |
| QUINTON MEMORIAL HEALTH CARE CENTER | | 5 | | | 5 |
| ENT AND ALLERGY ASSOCIATES OF FLORIDA, LLC | | | 5 | 100% | 5 |
| COMMONS AT ORLANDO LUTHERAN TOWERS SNF | | | 5 | 100% | 5 |
| JOHN T MACKAY MD | | | 5 | 100% | 5 |
| COPELAND MEDICAL CLINIC | | 3 | 2 | 40% | 5 |
| SOUTH BEND MEDICAL FOUNDATION | | | 5 | 100% | 5 |
| MD ANDERSON CANCER CENTER D1 BAY AREA | | | 5 | 100% | 5 |
| FRESENIUS KIDNEY CARE SOUTH ORLANDO | | | 5 | 100% | 5 |
| OCCMED SOLUTIONS | | 2 | 3 | 60% | 5 |

COVID-19: testing by laboratory

Data through Apr 6, 2021 verified as of Apr 7, 2021 at 09:25 AM

Data in this report are provisional and subject to change.

The numbers in the table below represent the number of Florida and non-Florida residents for whom test results were received by the Department of Health. A person can be tested by more than one laboratory and can have both positive and negative results. **Therefore, the sum of the numbers in each column will be larger than the total number of people tested.**

| Reporting lab | Inconclusive | Negative | Positive | Percent positive | Total |
|--|--------------|----------|----------|------------------|-------|
| MINUTECLINIC LLC # 3401 | | 5 | | | 5 |
| ST VINCENTS AMBULATORY CARE INC | | 3 | 2 | 40% | 5 |
| GENTLE HANDS MOBILE PHLEBOTOMY | | | 5 | 100% | 5 |
| ORLANDO HEALTH PHYSICIAN GROUP | | | 5 | 100% | 5 |
| PHYSICIANS IMMEDIATE CARE ELGIN | | | 5 | 100% | 5 |
| FLORIDA PRIMARY & SPECIALTY CARE | | 5 | | | 5 |
| PRECISION DIAGNOSTICS INC - NJ | | 5 | | | 5 |
| Kroger 099 - The Little Clinic Fort Collins | | 5 | | | 5 |
| PM PEDIATRICS OF SELDEN | | 3 | 2 | 40% | 5 |
| STEUBEN COUNTY PUBLIC HEALTH | | 5 | | | 5 |
| Life Care Center of Estero | | | 5 | 100% | 5 |
| MC DIAGNOSTIC OF CONNECTICUT, PC #114 | | 5 | | | 5 |
| BIOTECH CLINICAL LABORATORY | | | 5 | 100% | 5 |
| MIAMI MEDICAL CONSULTANT PA | | | 5 | 100% | 5 |
| MINUTECLINIC, LLC #09202 | | 4 | 1 | 20% | 5 |
| CVS NJ862POCT MARLBORO | | 5 | | | 5 |
| CITRUS HEALTH NETWORK INC | | 2 | 3 | 60% | 5 |
| JOE DIMAGGIO CHILDREN'S HOSPITAL | | 1 | 4 | 80% | 5 |
| MEDICAL UNIVERSITY SC HOSPITAL | | | 5 | 100% | 5 |
| REHABILITATION CENTER AT JUPITER GARDENS | | 5 | | | 5 |
| ADVENTHEALTH MEDICALGROUP PEDIATRICS AT ORLANDO | | 5 | | | 5 |
| EAST CENTRAL FLORIDA OUT PATIENT IMAGING | | | 5 | 100% | 5 |
| MEDEXPRESS URGENT CARE LAVALE | | 5 | | | 5 |
| INNOVATIVE COVID-DIVERSEY | | | 5 | 100% | 5 |
| DIAGNOSTECHS | | 4 | 1 | 20% | 5 |
| REELFOOT FAMILY WALK IN CLINIC | | 4 | 1 | 20% | 5 |
| FAMILY TREE DNA | | | 5 | 100% | 5 |
| FLAGLER HEALTH SERVICES INC | | | 5 | 100% | 5 |
| Walker BaptistMedCtr | | 4 | 1 | 20% | 5 |
| SUTTER TRACY COMMUNITY HOSPITAL | | | 5 | 100% | 5 |
| MEDEXPRESS URGENT CARE - LOGAN | | 5 | | | 5 |
| ELITE CARE | | | 5 | 100% | 5 |
| EAST SIDE CLINICAL LABORATORY | | 4 | 1 | 20% | 5 |
| WINCHESTER MEDICAL CENTER | | | 5 | 100% | 5 |
| HENDRY REGIONAL CONVENIENT CARE CENTER | | | 5 | 100% | 5 |
| CVS MA1095POCT AMHERST | | 4 | 1 | 20% | 5 |
| ALLIANCE FOR MULTISPECIALTY RESEARCH | | 5 | | | 5 |
| KETTERING HEALTH | | | 5 | 100% | 5 |
| CAREHERE LCS- EUSTIS | | | 5 | 100% | 5 |
| OHSU MOLECULAR MICROBIOLOGY LAB | | 4 | 1 | 20% | 5 |
| CVS TX5877POCT PEARLAND | | 5 | | | 5 |
| NORTHERN MICHIGAN UNIVERSITY ATHLETICS | | 5 | | | 5 |
| MINUTECLINIC DIAGNOSTIC OF SC, LLC #4 | | 5 | | | 5 |
| NORTHSIDE GWINNETT HOSPITAL | | 4 | 1 | 20% | 5 |
| INTERNAL MEDICINE & PRIMARY CARE ASSOCIATES, PLC | | | 5 | 100% | 5 |
| QUEST DIAGNOSTICS PSC | | 1 | 4 | 80% | 5 |

COVID-19: testing by laboratory

Data through Apr 6, 2021 verified as of Apr 7, 2021 at 09:25 AM

Data in this report are provisional and subject to change.

The numbers in the table below represent the number of Florida and non-Florida residents for whom test results were received by the Department of Health. A person can be tested by more than one laboratory and can have both positive and negative results. **Therefore, the sum of the numbers in each column will be larger than the total number of people tested.**

| Reporting lab | Inconclusive | Negative | Positive | Percent positive | Total |
|--|--------------|----------|----------|------------------|-------|
| SEASIDE MANOR | | | 5 | 100% | 5 |
| ADVENTHEALTH CAR CENTER APOPKA | | | 5 | 100% | 5 |
| MINNESOTA DEPARTMENT OF HEALTH PUBLIC HEALTH LABORATORY DIVISION | 1 | | 4 | 80% | 5 |
| MEDEXPRESS URGENT CARE - FREDERICK | | 5 | | | 5 |
| UF HEALTH PATHOLOGY LABORATORIES | | | 5 | 100% | 5 |
| LABS PLUS LLC | | 5 | | | 5 |
| MINUTECLINIC, LLC #1452 | | 5 | | | 5 |
| PIEDMONT HOSPITAL LAB | | | 5 | 100% | 5 |
| DICKSON MEDICAL ASSOCIATES PC PATH LAB | | 4 | 1 | 20% | 5 |
| MINUTECLINIC DIAG OF IND LLC #6840 | | 5 | | | 5 |
| CVS NC2771POCT CLAYTON | | 4 | 1 | 20% | 5 |
| MINUTECLINIC DIAG OF IND, LLC #6910 | | 5 | | | 5 |
| WATERTOWN URGENT CARE PLLC | | 5 | | | 5 |
| TRUSTBRIDGE | | | 5 | 100% | 5 |
| FRANCES WARDE MEDICAL LABORATORY | | 2 | 3 | 60% | 5 |
| BAPTIST HEALTH - TOWN CENTER | | | 5 | 100% | 5 |
| CVS SC1540POCT MYRTLE BEACH | | 4 | 1 | 20% | 5 |
| PREMIER MEDICAL LABORATORY | 1 | 2 | 2 | 40% | 5 |
| EASTCHESTER PEDIATRIC MEDICAL GROUP | | 5 | | | 5 |
| CVS NC3853POCT BURLINGTON | | 4 | 1 | 20% | 5 |
| SCIENCE CARE | | | 5 | 100% | 5 |
| LIFEPLUS HEALTHCARE GROUP INC | | 5 | | | 5 |
| UCF STUDENT HEALTH SERVICES LABORATORY | | 2 | 3 | 60% | 5 |
| TGH URGENT CARE - WESTCHASE | | | 5 | 100% | 5 |
| PEDIATRICS OF CENTRAL FLORIDA - POINCIANA | | 3 | 2 | 40% | 5 |
| ST BARNABAS HOSPITAL | | 5 | | | 5 |
| MEDEXPRESS URGENT CARE - MBURG COMMONS | | 5 | | | 5 |
| Army Residence Community | | 5 | | | 5 |
| CLEVELAND CLINIC MARTIN HEALTH NURSING & RESTORATIVE | | 5 | | | 5 |
| URGENT MED INC | | 3 | 2 | 40% | 5 |
| CHAMPLAIN VALLEY PHYSICIANS HOSPITAL | | 3 | 2 | 40% | 5 |
| RIVERVIEW ALF OPERATOR LLC | | | 5 | 100% | 5 |
| MEDEXPRESS URGENT CARE - BECKLEY CROSS | | 4 | 1 | 20% | 5 |
| MARINA ISLE ASSISTED LIVING | | 5 | | | 5 |
| CVS OH10893POCT PARMA | | 2 | 3 | 60% | 5 |
| CVS TX8322POCT AUSTIN | | 5 | | | 5 |
| CVS ME329POCT PORTLAND | | 5 | | | 5 |
| HEALTHCARE NETWORK OF SOUTHWEST FLORIDA | | | 5 | 100% | 5 |
| MEDEXPRESS URGENT CARE HUNTINGTON | | 5 | | | 5 |
| ELITE MEDICAL CENTER | | 1 | 4 | 80% | 5 |
| NORTHPORT MEDICAL CENTER LAB | | 5 | | | 5 |
| MEDEXPRESS URGENT CARE - WILLIAMSPORT | | 4 | 1 | 20% | 5 |
| EAST BANK HOSPITAL - UNIVERSITY OF MINNESOTA MEDICAL CENTER | | | 5 | 100% | 5 |
| MINUTECLINIC DIAGNOSTIC OF PENNSYLVANIA, LLD #1545 | | 5 | | | 5 |
| UNIVERSITY OF CHICAGO MEDICAL CENTER LAB | | | 5 | 100% | 5 |
| MCKENZIE-WILLAMETTE MEDICAL CENTER LAB | | 5 | | | 5 |

COVID-19: testing by laboratory

Data through Apr 6, 2021 verified as of Apr 7, 2021 at 09:25 AM

Data in this report are provisional and subject to change.

The numbers in the table below represent the number of Florida and non-Florida residents for whom test results were received by the Department of Health. A person can be tested by more than one laboratory and can have both positive and negative results. **Therefore, the sum of the numbers in each column will be larger than the total number of people tested.**

| Reporting lab | Inconclusive | Negative | Positive | Percent positive | Total |
|---|--------------|----------|----------|------------------|-------|
| FHPG FAMILY MEDICAL CENTER OF TAMPA BAY | | 1 | 4 | 80% | 5 |
| PREMIER PEDIATRICS | | 1 | 4 | 80% | 5 |
| MINUTECLINIC, LLC #07852 | | 4 | 1 | 20% | 5 |
| DISCOVERY VILLAGE AT STUART | | 2 | 3 | 60% | 5 |
| DEPARTMENT OF HEALTH AND HUMAN SERVICES LANSING | | | 5 | 100% | 5 |
| INFECTION CONTROL/ EMPHEALTH | | 3 | 2 | 40% | 5 |
| OCHSNER MEDICAL CENTER | | | 5 | 100% | 5 |
| FINLAY | | 1 | 4 | 80% | 5 |
| CVS TN7698POCT KNOXVILLE | | 5 | | | 5 |
| AEL KNOXVILLE | | | 5 | 100% | 5 |
| MEDICAL CENTER OF BLOUNTSTOWN | | | 5 | 100% | 5 |
| THE DOCTORS CENTER HEALTHCARE-SOUTHSIDE | | 1 | 4 | 80% | 5 |
| SANTOS REHABILITATION CENTER INC | | | 5 | 100% | 5 |
| ARC POINT LABS OF AUSTIN NORTH | | | 5 | 100% | 5 |
| OWL NOW URGENT CARE | | | 5 | 100% | 5 |
| PEDIATRICS OF ALTAMONTE | | 5 | | | 5 |
| Rio Pinar Health Care | | | 5 | 100% | 5 |
| CVS NC5532POCT SUMMERFIELD | | 5 | | | 5 |
| WHITE WILSON MEDICAL CENTER - FWB | | 1 | 4 | 80% | 5 |
| HAWTHORNE HEALTH AND REHABILITATION | | | 5 | 100% | 5 |
| APOLLO GARDENS RETIREMENT RESIDENCE CARE | | 5 | | | 5 |
| CVS IN3975POCT JEFFERSONVILLE | | 3 | 2 | 40% | 5 |
| MIAMI CANCER INSTITUTE | | | 5 | 100% | 5 |
| CVS OH2518POCT COLUMBUS | | 4 | 1 | 20% | 5 |
| CVS MA2172POCT NORTH GRAFTON | | 5 | | | 5 |
| PALATKA VA CBOC | | 4 | 1 | 20% | 5 |
| NORTH DADE NURSING AND REHABILITATION CENTER | | | 5 | 100% | 5 |
| LAKE MARY HEALTH AND REHABILITATION CENTER | | 1 | 4 | 80% | 5 |
| QUALITY MEDICAL CARE | | | 5 | 100% | 5 |
| HENDRY/GLADES COUNTY HEALTH DEPARTMENT | | 4 | 1 | 20% | 5 |
| CVS IL8751POCT CHICAGO | | 5 | | | 5 |
| NOVANT HEALTH UVA | | 2 | 3 | 60% | 5 |
| KAILOS GENETICS INC | | 3 | 2 | 40% | 5 |
| MERCY URGENT CARE | | | 5 | 100% | 5 |
| BAYSHORE LABORATORY | | 4 | 1 | 20% | 5 |
| UNIVERSITY OF MIAMI / SCCC RESEARCH LABORATORY | | | 5 | 100% | 5 |
| CVS PA10034POCT PITTSBURGH | | 5 | | | 5 |
| ATLANTIC SURGERY CENTER OF JACKSONVILLE BEACH | | 5 | | | 5 |
| FORSYTH HOUSE | | | 5 | 100% | 5 |
| NHC HealthCare Anniston | | 5 | | | 5 |
| CVS IN8669POCT INDIANAPOLIS | | 4 | 1 | 20% | 5 |
| CLINICAL PATHOLOGY LABORATORIES | | | 5 | 100% | 5 |
| LABCORP UNSPECIFIED | | 5 | | | 5 |
| GREENVILLE MEMORIAL HOSPITAL LAB | | | 5 | 100% | 5 |
| NORTHWOOD UNIVERSITY-BENNETT SPORTS CENTER | | 5 | | | 5 |
| LAKE COUNTY DETENTION CENTER | | 3 | 2 | 40% | 5 |

COVID-19: testing by laboratory

Data through Apr 6, 2021 verified as of Apr 7, 2021 at 09:25 AM

Data in this report are provisional and subject to change.

The numbers in the table below represent the number of Florida and non-Florida residents for whom test results were received by the Department of Health. A person can be tested by more than one laboratory and can have both positive and negative results. **Therefore, the sum of the numbers in each column will be larger than the total number of people tested.**

| Reporting lab | Inconclusive | Negative | Positive | Percent positive | Total |
|---|--------------|----------|----------|------------------|-------|
| AHC Decatur County | | 5 | | | 5 |
| MEDEXPRESS URGENT CARE MURRYSVILLE | | 3 | 2 | 40% | 5 |
| XRL SXF REF LAB | | 5 | | | 5 |
| PEDIATRIC URGENT HEALTH CARE | | | 5 | 100% | 5 |
| TALLAHASSEE MEMORIAL HEALTHCARE | | | 5 | 100% | 5 |
| INDIAN RIVER PRIMARY CARE PA | | 5 | | | 5 |
| INVERNESS FAMILY CARE HIGH RISK PLLC | | | 5 | 100% | 5 |
| MEDEXPRESS URGENT CARE- COLUMBIA HEIGH | | 5 | | | 5 |
| FIFTH AVENUE PEDIATRICS | | 3 | 2 | 40% | 5 |
| COOPER HOSPITAL/UNIVERSITY MEDICAL | | 5 | | | 5 |
| ARKANSAS DEPARTMENT OF HEALTH | | | 5 | 100% | 5 |
| THE RETREAT AT PORT ORANGE | | | 5 | 100% | 5 |
| CVS NV408817POCT LAS VEGAS | | 1 | 4 | 80% | 5 |
| AUGUSTA HEALTH | | | 5 | 100% | 5 |
| CVS HEALTH, #1994 | | 4 | 1 | 20% | 5 |
| MINUTECLINIC DIAGNOSTIC OF OHIO #2964 | | 5 | | | 5 |
| ST JOHNS BIOMEDICAL LAB | | 5 | | | 5 |
| FOUNDCARE, INC | | | 5 | 100% | 5 |
| PRECISION LABS LLC | | 2 | 3 | 60% | 5 |
| VILLAGES HEALTH, THE | | 4 | 1 | 20% | 5 |
| OPTUMCARE FLORIDA, LLC | | 3 | 2 | 40% | 5 |
| KEYSTONE REHABILITATION AND HEALTH CENTER | | 1 | 4 | 80% | 5 |
| SOUTHERN OCEAN MEDICAL CENTER | | 5 | | | 5 |
| PARADIGM LABORATORIES | | | 5 | 100% | 5 |
| MD NOW MEDICAL CENTER INC | | | 5 | 100% | 5 |
| JUPITER ISLAND MEDICAL CLINIC INC | | 5 | | | 5 |
| Hiawatha Care Center | | 5 | | | 5 |
| CVS MD1515POCT LEONARDTOWN | | 4 | 1 | 20% | 5 |
| CFP PHYSICIANS GROUP | | | 5 | 100% | 5 |
| SJH | | | 5 | 100% | 5 |
| MINUTECLINIC # 21110 | | 3 | 2 | 40% | 5 |
| WALGREENS #04176 | | 3 | 2 | 40% | 5 |
| CENTRAL JERSEY URGENT CARE | | 5 | | | 5 |
| BLUETAIL MEDICAL GROUP, LLC | | 4 | 1 | 20% | 5 |
| FLORIDA PRIMARY CARE AND SPORTS MEDICINE INC | | 2 | 3 | 60% | 5 |
| DIAMOND SPEEDWAY DIALYSIS | | 1 | 4 | 80% | 5 |
| ADVICE FOR OPTIMAL WELLNESS | | 2 | 3 | 60% | 5 |
| HILLSBOROUGH COUNTY HEALTH DEPARTMENT | | | 5 | 100% | 5 |
| INDIANA STATE DEPARTMENT OF HEALTH LABORATORIES | | | 5 | 100% | 5 |
| LAKEVIEW HEALTHCARE SYSTEM LLC | | | 5 | 100% | 5 |
| RURAL HEALTH CARE INC | | | 5 | 100% | 5 |
| RELIANT IMMUNE DIAGNOSTICS | | | 5 | 100% | 5 |
| CVS TX8387POCT AUSTIN | | 4 | | | 4 |
| RELIANT ACUTE CARE | | | 4 | 100% | 4 |
| DEPARTMENT OF HEALTH AND HUMAN SERVICES | | 2 | 2 | 50% | 4 |
| ADVENT HEALTH - TUSKAWILLA | | 4 | | | 4 |

COVID-19: testing by laboratory

Data through Apr 6, 2021 verified as of Apr 7, 2021 at 09:25 AM

Data in this report are provisional and subject to change.

The numbers in the table below represent the number of Florida and non-Florida residents for whom test results were received by the Department of Health. A person can be tested by more than one laboratory and can have both positive and negative results. **Therefore, the sum of the numbers in each column will be larger than the total number of people tested.**

| Reporting lab | Inconclusive | Negative | Positive | Percent positive | Total |
|--|--------------|----------|----------|------------------|-------|
| AIREVAC INTERNATIONAL | | 4 | | | 4 |
| ELIZABETH CITY HEALTH & REHABILITATION | | 4 | | | 4 |
| BUCKINGHAM PLACE ALF | | 4 | | | 4 |
| WELLMED AT APOLLO BEACH BLVD | | 2 | 2 | 50% | 4 |
| EXTENDICARE HEALTH & REHAB CENTER | | 4 | | | 4 |
| L3HARRIS FAMILY MEDICAL CENTER | | | 4 | 100% | 4 |
| CVS GA2279POCT SUWANEE | | 4 | | | 4 |
| PHOEBE PUTNEY MEMORIAL HOSPITAL | | 4 | | | 4 |
| FLORIDA MEDICAL CLINIC -INTERNAL MED DADE CITY | | | 4 | 100% | 4 |
| CULLMAN REGIONAL URGENT CARE | | 3 | 1 | 25% | 4 |
| DYNACARE LABORATORIES | | | 4 | 100% | 4 |
| ADVENTHEALTH MEDICAL GROUP PEDIATRICS | | 1 | 3 | 75% | 4 |
| REFUGE A HEALING PLACE, THE | | | 4 | 100% | 4 |
| MINUTECLINIC DIAGNOSTIC OF WISCONSIN, LLC | | 4 | | | 4 |
| ORANGE COUNTY HEALTH DEPARTMENT | | 2 | 2 | 50% | 4 |
| ACCESS RECOVERY SOLUTIONS LLC | | | 4 | 100% | 4 |
| ManorCare Health Services Camp Hill | | 4 | | | 4 |
| FLORIDA HEALTH CARE PLANS STIRLING CENTER | | | 4 | 100% | 4 |
| Mill Valley Care Center | | 4 | | | 4 |
| Grace Rehabilitation of Vero Beach | | 4 | | | 4 |
| WALGREENS #06416 | | 4 | | | 4 |
| Metro West Nursing and Rehab | | | 4 | 100% | 4 |
| MEMORIAL HEALTH CARE SYSTEMS | | | 4 | 100% | 4 |
| OHIO CVS STORES | | 3 | 1 | 25% | 4 |
| Bon Secours Place | | 3 | 1 | 25% | 4 |
| CARE ONE PRIMARY CARE | | | 4 | 100% | 4 |
| FHCP - ORMOND BEACH | | | 4 | 100% | 4 |
| MED EXPRESS URGENT CARE PC - MARYLAND | | 3 | 1 | 25% | 4 |
| CVS MA2297677CV BOSTON | | 4 | | | 4 |
| FAMILY MEDICINE AT WINTER PARK | | | 4 | 100% | 4 |
| USCG SECTOR ST PETE | | 1 | 3 | 75% | 4 |
| BOND & STEELE CLINIC PA D/B/A BOND CLINIC PA | | 4 | | | 4 |
| CELAL GUROL ERBAY, MD | | | 4 | 100% | 4 |
| CVS MO5655POCT LIBERTY | | 1 | 3 | 75% | 4 |
| WYOMING PUBLIC HEALTH LAB | | | 4 | 100% | 4 |
| CAREWELL 202 | | | 4 | 100% | 4 |
| MINUTECLINIC, LLC, DBA MINUTECLINIC #4 | | 4 | | | 4 |
| BAPTIST HEALTH MEDICAL CENTER | | | 4 | 100% | 4 |
| CVS OH3393POCT AURORA | | 3 | 1 | 25% | 4 |
| INTERMARKET FACILITY | | | 4 | 100% | 4 |
| CVS SC4122POCT TAYLORS | | 4 | | | 4 |
| POWERS PEDIATRICS | | | 4 | 100% | 4 |
| PILGRIM PHARMACY INC | | 4 | | | 4 |
| ADVANCED URGENT CARE LLC | | 1 | 3 | 75% | 4 |
| UNIVERISTY OF MIAMI | | | 4 | 100% | 4 |
| ROAN DRUG COMPANY LLC | | 4 | | | 4 |

COVID-19: testing by laboratory

Data through Apr 6, 2021 verified as of Apr 7, 2021 at 09:25 AM

Data in this report are provisional and subject to change.

The numbers in the table below represent the number of Florida and non-Florida residents for whom test results were received by the Department of Health. A person can be tested by more than one laboratory and can have both positive and negative results. **Therefore, the sum of the numbers in each column will be larger than the total number of people tested.**

| Reporting lab | Inconclusive | Negative | Positive | Percent positive | Total |
|---|--------------|----------|----------|------------------|-------|
| SMOKY MOUNTAIN URGENT CARE AND FAMILY MEDICINE CENTER | | | 4 | 100% | 4 |
| DEPARTMENT OF PATHOLOGY ROME MEMORIAL | | 3 | 1 | 25% | 4 |
| CAPE COD HOSPITAL | | | 4 | 100% | 4 |
| WALGREENS #07034 | | 4 | | | 4 |
| PINELLAS POINT NURSING AND REHAB | | | 4 | 100% | 4 |
| Bethany Health and Rehab | | 4 | | | 4 |
| NYC PUBLIC HEALTH LABS | | | 4 | 100% | 4 |
| VIDANT MEDICAL CENTER | | | 4 | 100% | 4 |
| BENEVA LAKES HEALTHCARE & REHAB CENTER | | | 4 | 100% | 4 |
| MEDEXPRESS URGENT CARE - SOMERSET TOWNSHIP | | 4 | | | 4 |
| MINUTECLINIC DIAG OF IND, LLC #6472 | | 4 | | | 4 |
| CLINICAL LABORATORIES OF THE BUFFALO | | 3 | 1 | 25% | 4 |
| MINUTECLINIC LLC (2335) | | 3 | 1 | 25% | 4 |
| ASCENDI HOME HEALTH AGENCY INC | | | 4 | 100% | 4 |
| WOMEN'S CARE FLORIDA, LLC | | 4 | | | 4 |
| MALABAR FAMILY PRACTICE | | 1 | 3 | 75% | 4 |
| COMMUNITY PHYSICIANS OF NORTH PORT PA | | | 4 | 100% | 4 |
| MINUTECLINIC DIAGNOSTIC OF MICHIGAN, P | | 4 | | | 4 |
| LATCHER LABORATORY OF A O FOX MEMORIAL | | 2 | 2 | 50% | 4 |
| OMNICARE PHARMACY OF TEXAS 1 | | 4 | | | 4 |
| CARENOW URGENT CARE - WINTER SPRINGS | | 3 | 1 | 25% | 4 |
| MINUTE-CLINIC DIAGNOSTIC OF VIRGINIA, LLC #3949 | | 4 | | | 4 |
| CVS TX7288POCT DALLAS | | 4 | | | 4 |
| CLINICAL ASSOCIATES OF ORLANDO LLC | | 4 | | | 4 |
| MONROE COUNTY DEPT OF PUBLIC HEALTH ST | | 4 | | | 4 |
| PHYSICIANS IMMEDIATE CARE AURORA | | | 4 | 100% | 4 |
| REMEDY URGENT CLINIC | | 2 | 2 | 50% | 4 |
| WE CARE - CARNIVAL CRUISELINE | | 4 | | | 4 |
| SunTerrace Health Care Center | | 3 | 1 | 25% | 4 |
| NDX-CORE LAB | | | 4 | 100% | 4 |
| APOPKA FAMILY HEALTH CENTER | | 3 | 1 | 25% | 4 |
| ADVENTHEALTH MEDICAL GROUP INTERNAL MEDICINE | | 3 | 1 | 25% | 4 |
| SACRED HEART HEALTH SYSTEMS INC | | | 4 | 100% | 4 |
| CORTLAND REGIONAL MEDICAL CENTER | | 4 | | | 4 |
| IVY CREEK URGENT CARE OF ENTERPRISE | | | 4 | 100% | 4 |
| LEESBURG REGIONAL MEDICAL CENTER URGENT CARE | | | 4 | 100% | 4 |
| DERMATOLOGY SPECIALISTS OF FL - DR. JON WARD | | | 4 | 100% | 4 |
| CVS IL1170POCT JOLIET | | 4 | | | 4 |
| SOUTH FLORIDA RESEARCH ORGANIZATION | | | 4 | 100% | 4 |
| HCR ManorCare Greentree | | 4 | | | 4 |
| Park Ridge Nursing Center | | 3 | 1 | 25% | 4 |
| LAKE SIDE HOSPITAL BELLE GLADE | | | 4 | 100% | 4 |
| ENCOMPASS HOME HEALTH | | 4 | | | 4 |
| ST PETE DIRECT PRIMARY CARE | | 2 | 2 | 50% | 4 |
| MEMORIAL HEALTHCARE SYSTEM | | 1 | 3 | 75% | 4 |
| SONIC REFERENCE LABORATORY | | | 4 | 100% | 4 |

COVID-19: testing by laboratory

Data through Apr 6, 2021 verified as of Apr 7, 2021 at 09:25 AM

Data in this report are provisional and subject to change.

The numbers in the table below represent the number of Florida and non-Florida residents for whom test results were received by the Department of Health. A person can be tested by more than one laboratory and can have both positive and negative results. **Therefore, the sum of the numbers in each column will be larger than the total number of people tested.**

| Reporting lab | Inconclusive | Negative | Positive | Percent positive | Total |
|--|--------------|----------|----------|------------------|-------|
| GUTHRIE MEDICAL GROUP - CORNING | | 3 | 1 | 25% | 4 |
| NONA PEDIATRIC CENTER | | | 4 | 100% | 4 |
| MENORAH MANOR | | | 4 | 100% | 4 |
| COMMUNITY HEALTH CENTER OF WEST PALM BEACH | | | 4 | 100% | 4 |
| MEDEXPRESS URGENT CARE - SOUTH PARKERSBURG | | 4 | | | 4 |
| MEDEXPRESS URGENT CARE PLEASANT HILLS | | 3 | 1 | 25% | 4 |
| ADVENTHEALTH NEW SMYRNA BEACH COMMUNITY HEALTH | | | 4 | 100% | 4 |
| TARPON SPRINGS PEDIATRICS, LLC | | | 4 | 100% | 4 |
| CVS NC3803POCT MOORESVILLE | | 4 | | | 4 |
| UNIVERSITY OF MIAMI STUDENT HEALTH SERVICE | | | 4 | 100% | 4 |
| CHILDREN'S MEDICAL GROUP | | 4 | | | 4 |
| SAVANNAH STATE UNIVERSITY, COUNSELING | | 4 | | | 4 |
| BAYLOR ESOTERIC AND MOLECULAR LAB | | | 4 | 100% | 4 |
| RIVER CITY MEDICAL ASSOCIATES INC | | | 4 | 100% | 4 |
| FAMILY MEDICAL CLINIC HOMESTEAD, LLC | | | 4 | 100% | 4 |
| UNC HOSPITAL/MCLENDON CLINICAL LABORATORIES | | | 4 | 100% | 4 |
| MINUTECLINIC DIAGNOSTIC OF PENNSYLVAN | | 3 | 1 | 25% | 4 |
| NEW YORK PHYSICIANS LLP | | 4 | | | 4 |
| HUNT CLUB MEDICAL CARE | | | 4 | 100% | 4 |
| DTR LABS | | 3 | 1 | 25% | 4 |
| CULLMAN REGIONAL MEDICAL CENTER | | 3 | 1 | 25% | 4 |
| MINNESOTA DEPARTMENT OF HEALTH LABORATORY | 1 | | 3 | 75% | 4 |
| DACH MAIN LAB | | | 4 | 100% | 4 |
| ST. MARY'S HOSPITAL | | | 4 | 100% | 4 |
| LIFEHOPE LABS | | | 4 | 100% | 4 |
| BIOTEST PLASMA CENTER | | 4 | | | 4 |
| RAS MEDICAL SOLUTIONS, LLC | | 3 | 1 | 25% | 4 |
| MEDFIRST URGENT CARE | | | 4 | 100% | 4 |
| CELEBRATION PEDIATRICS | | | 4 | 100% | 4 |
| GASTROENTEROLOGY ASSOC OF PENSACOLA, PA | | 2 | 2 | 50% | 4 |
| STONE CLINICAL LABORATORIES OF FL LLC | | 4 | | | 4 |
| UNION CITY MANOR NURSING CENTER | | 4 | | | 4 |
| PM PEDIATRICS OF SELDEN PLLC | | 4 | | | 4 |
| SKYLINE UROLOGY | | 4 | | | 4 |
| CVS PA1193POCT JENKINTOWN | | 4 | | | 4 |
| SUMNER REGIONAL MEDICAL CENTER | | 3 | 1 | 25% | 4 |
| MD ANDERSON | | | 4 | 100% | 4 |
| NORTH OKALOOSA CLINIC CORP | | 1 | 3 | 75% | 4 |
| MEDEXPRESS URGENT CARE - MARKHAM STREE | | 3 | 1 | 25% | 4 |
| MEDAC AT PORTERS NECK | | | 4 | 100% | 4 |
| MEDEXPRESS URGENT CARE - WALDORF, CRAIN HWY | | 4 | | | 4 |
| NEMOURS CHILDREN'S CLINIC | | | 4 | 100% | 4 |
| ST LUCIE COUNTY HEALTH DEPARTMENT | | 3 | 1 | 25% | 4 |
| LAKE FOREST PARK OP CO LLC | | 4 | | | 4 |
| MINUTECLINIC DIAG OF IND, LLC #10190 | | 4 | | | 4 |
| CVS MO10053POCT SAINT PETERS | | 4 | | | 4 |

COVID-19: testing by laboratory

Data through Apr 6, 2021 verified as of Apr 7, 2021 at 09:25 AM

Data in this report are provisional and subject to change.

The numbers in the table below represent the number of Florida and non-Florida residents for whom test results were received by the Department of Health. A person can be tested by more than one laboratory and can have both positive and negative results. **Therefore, the sum of the numbers in each column will be larger than the total number of people tested.**

| Reporting lab | Inconclusive | Negative | Positive | Percent positive | Total |
|--|--------------|----------|----------|------------------|-------|
| GIEBEIG FAMILY MEDICINE PA | | | 4 | 100% | 4 |
| MONROE URGENT CARE | | 3 | 1 | 25% | 4 |
| TMH PHYSICIAN PARTNERS SOUTHWOOD | | 1 | 3 | 75% | 4 |
| FLORENCE - HUNTSVILLE HOSPITAL URGENT CARE | | 3 | 1 | 25% | 4 |
| HOME DOCS | | 2 | 2 | 50% | 4 |
| CAPITAL HEALTH LABORATORY INC | | | 4 | 100% | 4 |
| CVS OH4499POCT LYNDHURST | | 2 | 2 | 50% | 4 |
| CAREATC, INC. | | | 4 | 100% | 4 |
| PEACEHEALTH LABORATORIES | | 3 | 1 | 25% | 4 |
| AIRCARE INTERNATIONAL | | 4 | | | 4 |
| MEDEXPRESS - NEWARK | | 4 | | | 4 |
| BETHPAGE EXTENDED HOURS CENTER | | 4 | | | 4 |
| MONTANA DEPARTMENT OF PUBLIC HEALTH & HUMAN SERVICES | | | 4 | 100% | 4 |
| BETHPAGE MEDICAL PLLC | | 4 | | | 4 |
| LAKE MARY PEDIATRICS | | | 4 | 100% | 4 |
| WINDER NURSING INC DBA WINDER HEALTH CARE | | 4 | | | 4 |
| EXPRESS TESTING-ONE | | | 4 | 100% | 4 |
| KENTUCKY CABINET FOR HEALTH AND FAMILY SERVICES | | | 4 | 100% | 4 |
| H/L of West Ashley Rehabilitation and Nursing Center | | 4 | | | 4 |
| NEULIFE NEUROLOGICAL SERVICES LLC | | | 4 | 100% | 4 |
| CRESTAR LABS | | 2 | 2 | 50% | 4 |
| MEDEXPRESS URGENT CARE- ALLISON PARK | | 2 | 2 | 50% | 4 |
| MIAMI COMMUNITY HEALTH CENTER INC | | 1 | 3 | 75% | 4 |
| OKLAHOMA STATE UNIVERSITY DIAGNOSTIC LAB | | | 4 | 100% | 4 |
| UNIVERSITY OF WASHINGTON MEDICAL CENTER (UWMC) EMERGENCY DEPT. | | | 4 | 100% | 4 |
| CENTERPLACE HEALTH, INC | | | 4 | 100% | 4 |
| URGENT CARE - OCONEE | | 2 | 2 | 50% | 4 |
| AFTER HOURS PEDS | | | 4 | 100% | 4 |
| MEDEXPRESS URGENT CARE - LEDGEWOOD | | 3 | 1 | 25% | 4 |
| Kroger 959 - The Little Clinic Carmel | | 4 | | | 4 |
| VITAL CARE URGENT CARE | | | 4 | 100% | 4 |
| FLORIDA HOSPITAL ALTAMONTE | | 2 | 2 | 50% | 4 |
| MEDEXPRESS URGENT CARE, FAIRMONT | | 4 | | | 4 |
| HARBOUR ISLAND PEDIATRICS LLC | | | 4 | 100% | 4 |
| CVS IN5696POCT FORT WAYNE | | 4 | | | 4 |
| Brookcrest Nursing Home | | 4 | | | 4 |
| GO PATH LABORATORIES | | | 4 | 100% | 4 |
| AURORA BAYCARE UROLOGY | | | 4 | 100% | 4 |
| CVS OH2342POCT WEST CHESTER | | 3 | 1 | 25% | 4 |
| AFFINITY URGENT CARE | | | 4 | 100% | 4 |
| WALGREENS #03287 | | 4 | | | 4 |
| FAMILY MEDICINE AT WATERMAN | | 4 | | | 4 |
| HEART OF FLORIDA HEALTH CENTER INC | | 1 | 3 | 75% | 4 |
| MEADOWS AT CYPRESS GARDENS, THE | | 3 | 1 | 25% | 4 |
| MEDEXPRESS URGENT CARE - WEST ST PAUL, ROBERT ST S | | 3 | 1 | 25% | 4 |
| MEDEXPRESS URGENT CARE - WICHITA, S SENECA ST | | 2 | 2 | 50% | 4 |

COVID-19: testing by laboratory

Data through Apr 6, 2021 verified as of Apr 7, 2021 at 09:25 AM

Data in this report are provisional and subject to change.

The numbers in the table below represent the number of Florida and non-Florida residents for whom test results were received by the Department of Health. A person can be tested by more than one laboratory and can have both positive and negative results. **Therefore, the sum of the numbers in each column will be larger than the total number of people tested.**

| Reporting lab | Inconclusive | Negative | Positive | Percent positive | Total |
|---|--------------|----------|----------|------------------|-------|
| INTRACOASTAL LABS INC | | 4 | | | 4 |
| FHPG TAMPA PRIMARY CARE | | | 4 | 100% | 4 |
| CVS MA394POCT SEEKONK | | 4 | | | 4 |
| State Lab Unspecifd | | | 4 | 100% | 4 |
| JOSEPH SCHENKER MD PC | | 4 | | | 4 |
| MEDICINE SHOPPE #1306 THE | | 3 | 1 | 25% | 4 |
| REGIONAL MEDICAL LAB | | | 4 | 100% | 4 |
| DEPARTMENT OF HEALTH AND HUMAN SERVICES DIVISION OF BEHAVIORAL HEALTH | | 1 | 3 | 75% | 4 |
| COLONIAL MEDICAL CENTER-EAST ORLANDO | | | 4 | 100% | 4 |
| PDL PHARMACY CORP | | | 4 | 100% | 4 |
| DEACONESS HOSPITAL | | | 4 | 100% | 4 |
| MEDEXPRESS URGENT CARE- FORT WORTH N T | | 4 | | | 4 |
| CORIZON HEALTH INC | | | 4 | 100% | 4 |
| MEDEXPRESS - NEW CASTLE, DUPONT HWY | | 4 | | | 4 |
| Westminster Manor | | 3 | 1 | 25% | 4 |
| TRUE HEALTH- HOFFNER | | 3 | 1 | 25% | 4 |
| LEON MEDICAL CENTERS, LLC | | | 4 | 100% | 4 |
| Loretto Health and Rehabilitation Center | | 4 | | | 4 |
| OPTUM OF RED ROAD | | 4 | | | 4 |
| SINAI PLAZA NURSING AND REHAB CENTER | | | 4 | 100% | 4 |
| MINUTECLINIC DIAGNOSTIC OF NORTH CARO | | 4 | | | 4 |
| Marian Manor, Inc | | 4 | | | 4 |
| UNIVERSITY OF MICHIGAN | | 2 | 2 | 50% | 4 |
| EPI | | | 4 | 100% | 4 |
| MEDI PARTNERS OF S FLORIDA LLC | | 4 | | | 4 |
| CVS CT718POCT ANSONIA | | 4 | | | 4 |
| RUSSELL SAGE COLLEGE WELLNESS CENTER | | 4 | | | 4 |
| CONSOLIDATED LABORATORY SERVICES | | | 4 | 100% | 4 |
| MINUTECLINIC DIAGNOSTIC MED GRP OF ORA | | 3 | 1 | 25% | 4 |
| INDUSTRY LAB DIAGNOSTIC PARTNERS | | | 4 | 100% | 4 |
| SOUTH FLORIDA PEDIATRIC PARTNERS | | | 4 | 100% | 4 |
| CVS IN7653POCT EVANSVILLE | | 3 | 1 | 25% | 4 |
| MINUTECLINIC DIAG OF IND, LLC #6648 | | 3 | 1 | 25% | 4 |
| CVS CA8850POCT HUNTINGTON BEACH | | 3 | 1 | 25% | 4 |
| MEDEXPRESS URGENT CARE - FORT SMITH | | 4 | | | 4 |
| WILLIAM A HINTON STATE LABORATORY INSTITUTE | | 1 | 3 | 75% | 4 |
| OVIEDO CHILDRENS HEALTH CENTER LLC | | 1 | 3 | 75% | 4 |
| PRESBYTERIAN FAMILY HEALTHCARE-KASEMAN | | 4 | | | 4 |
| ADVENTHEALTH GORDON | | 4 | | | 4 |
| MINUTE CLINIC DIAGNOSTIC OF VIRGINIA, LLC #6292 | | 3 | 1 | 25% | 4 |
| FLORIDA CANCER SPECIALISTS AND RESEARCH | | 2 | 2 | 50% | 4 |
| CVS MN6811POCT PLYMOUTH | | 4 | | | 4 |
| AHC of Mckenzie | | 4 | | | 4 |
| MEDEXPRESS URGENT CARE, LANCASTER WEST | | 2 | 2 | 50% | 4 |
| SIGNATURE CARE EMERGENCY CENTER | | 2 | 2 | 50% | 4 |
| IMIC INC RESEARCH | | | 4 | 100% | 4 |

COVID-19: testing by laboratory

Data through Apr 6, 2021 verified as of Apr 7, 2021 at 09:25 AM

Data in this report are provisional and subject to change.

The numbers in the table below represent the number of Florida and non-Florida residents for whom test results were received by the Department of Health. A person can be tested by more than one laboratory and can have both positive and negative results. **Therefore, the sum of the numbers in each column will be larger than the total number of people tested.**

| Reporting lab | Inconclusive | Negative | Positive | Percent positive | Total |
|--|--------------|----------|----------|------------------|-------|
| LB Broen Home | | 4 | | | 4 |
| PALM BEACH CANCER INSTITUTE | | | 4 | 100% | 4 |
| CAPTAIN JAMES A. LOVELL FEDERAL HEALTHCARE CENTER | | | 4 | 100% | 4 |
| Calusa Harbour | | | 4 | 100% | 4 |
| GENEVA GENERAL HOSPITAL LABORATORY | | 3 | 1 | 25% | 4 |
| MOBILE URGENT CARE | | | 4 | 100% | 4 |
| MINUTECLINIC DIAGNOSTIC OF OHIO #5060 | | 4 | | | 4 |
| IMA MEDICAL CENTER OF OVIEDO | | | 4 | 100% | 4 |
| SARASOTA PERSONAL MEDICINE | | 2 | 2 | 50% | 4 |
| HAVEN CUSTEAD CARE CENTER | | 1 | 3 | 75% | 4 |
| MEDEXPRESS URGENT CARE-PASADENA | | 4 | | | 4 |
| MONTEFIORE MEDICAL CENTER LABS MONTEFIORE | | 3 | 1 | 25% | 4 |
| ADVENT HEALTH MEDICAL GROUP | | 3 | 1 | 25% | 4 |
| CENTRAL FLORIDA INTERNAL OCCUPATIONAL AND | | 4 | | | 4 |
| CVS AZ5026POCT MESA | | 4 | | | 4 |
| FCHC (OB)-DARWIN SQUARE CTR. | | | 4 | 100% | 4 |
| URGENT CARE OF THE SMOKIES | | | 4 | 100% | 4 |
| NOT GIVEN | | 1 | 3 | 75% | 4 |
| Health Care Center of Jacksonville | | | 4 | 100% | 4 |
| PRIMECARE | | 2 | 2 | 50% | 4 |
| MEDEXPRESS URGENT CARE - SUMMERSVILLE, WEBSTER RD | | 4 | | | 4 |
| FLORIDA HEART AND VASCULAR | | | 4 | 100% | 4 |
| REHABILITATION CENTER OF WINTER PARK,THE | | | 4 | 100% | 4 |
| NORTHSIDE HOSPITAL- CHEROKEE | | 3 | 1 | 25% | 4 |
| LOUISIANA DEPT. OF HEALTH AND HOSPITALS-INFECTIOUS DISEASE EPI SECTION | | | 4 | 100% | 4 |
| LUVERNE HEALTH AND REHABILITATION | | 4 | | | 4 |
| JFK INTERNAL MEDICINE FACULTY PRACTICE | | 2 | 2 | 50% | 4 |
| HELIX DIAGNOSTIX | | 1 | 3 | 75% | 4 |
| HAMPTON ALF AT 24TH ROAD LLC | | | 4 | 100% | 4 |
| Chestnut Park Rehabilitation and Nursing Center | | 4 | | | 4 |
| JOHNNIE RUTH CLARKE LAB | | | 4 | 100% | 4 |
| TRIDENT BIOMETRICS | | 3 | 1 | 25% | 4 |
| BETTERMED URGENT CARE | | | 4 | 100% | 4 |
| Kroger 895 - The Little Clinic Green Hills | | 4 | | | 4 |
| CONSULATE HEATH CARE AT WEST ALTAMONTE | | | 4 | 100% | 4 |
| CVS SC2269POCT COLUMBIA | | 3 | 1 | 25% | 4 |
| CVS CA9606POCT TEMECULA | | 4 | | | 4 |
| ARCPPOINT LABS OF FORT LAUDERDALE, FL CENTRAL | | 1 | 3 | 75% | 4 |
| AIRPORT CLINIC | | | 4 | 100% | 4 |
| INFINITI LABS INC | | | 4 | 100% | 4 |
| Millennium Nursing & Rehab Center | | 4 | | | 4 |
| BARRANCO CLINIC PA, THE | 1 | 3 | | | 4 |
| MAILBOX DIAGNOSTICS | | 2 | 2 | 50% | 4 |
| BROOKDALE WEST BOYNTON BEACH | | 4 | | | 4 |
| WELLMED AT FORT PIERCE | | 2 | 2 | 50% | 4 |
| Crowne Health Care of Greenville | | 4 | | | 4 |

COVID-19: testing by laboratory

Data through Apr 6, 2021 verified as of Apr 7, 2021 at 09:25 AM

Data in this report are provisional and subject to change.

The numbers in the table below represent the number of Florida and non-Florida residents for whom test results were received by the Department of Health. A person can be tested by more than one laboratory and can have both positive and negative results. **Therefore, the sum of the numbers in each column will be larger than the total number of people tested.**

| Reporting lab | Inconclusive | Negative | Positive | Percent positive | Total |
|---|--------------|----------|----------|------------------|-------|
| MINUTECLINIC DIAGNOSTIC OF OHIO #6139 | | 4 | | | 4 |
| MINUTECLINIC DIAGNOSTIC OF VIRGINIA, LLC | | 4 | | | 4 |
| ASCENSION ST VINCENT'S MEDICAL CENTER | | 3 | 1 | 25% | 4 |
| CVS OH6149POCT UPPER ARLINGTON | | 2 | 2 | 50% | 4 |
| FALLSBURG CHAI | | 4 | | | 4 |
| ANY LAB TEST FAST CORP | | 3 | 1 | 25% | 4 |
| MARSHFIELD LABORATORIES | | | 4 | 100% | 4 |
| MINUTECLINIC, LLC #5707 | | 4 | | | 4 |
| ALVARO J DANGOND MD PA | | 4 | | | 4 |
| MEDEXPRESS URGENT CARE - WESTFIELD, E MAIN ST | | 3 | 1 | 25% | 4 |
| ENGLE CENTER FOR HEALTH SERVICES | | 4 | | | 4 |
| DEPARTMENT OF HEALTH/ NEW YORK | | | 4 | 100% | 4 |
| Crowne Health Care of Montgomery | | 4 | | | 4 |
| CVS PA258POCT MCKEES ROCKS | | 4 | | | 4 |
| PARADISE VILLA ALF INCORPORATED | | 4 | | | 4 |
| CARENOW-LEBANON | | 2 | 2 | 50% | 4 |
| Kroger 339 - The Little Clinic Highlands - Bardstown Road | | 4 | | | 4 |
| THE OASIS ALF | | 4 | | | 4 |
| BARTON MEMORIAL HOSPITAL | | 3 | 1 | 25% | 4 |
| CVS MA447POCT NORTHAMPTON | | 2 | 2 | 50% | 4 |
| MEDEXPRESS URGENT CARE - KOKOMO | | 4 | | | 4 |
| CAREWELL URGENT CARE | | | 4 | 100% | 4 |
| ManorCare Rehabilitation Center- Decatur | | 4 | | | 4 |
| SANFORD SOUTH UNIVERSITY | | 4 | | | 4 |
| MEDICAL CENTER ENTERPRISE | | | 4 | 100% | 4 |
| MICHIGAN HEALTH CLINIC LABORATORIES | | 3 | 1 | 25% | 4 |
| CVS MA507POCT LEOMINSTER | | 3 | 1 | 25% | 4 |
| Kroger 186 - The Little Clinic Holiday Manor | | 3 | 1 | 25% | 4 |
| COVENIENT CARE MEDICAL CLINIC | | | 4 | 100% | 4 |
| NHC HealthCare, Pulaski | | 4 | | | 4 |
| FISHERMEN'S HOSPITAL | | | 4 | 100% | 4 |
| SOUTHLAND SUITES OF LAKELAND | | | 4 | 100% | 4 |
| MINUTECLINIC DIAGNOSTIC MED GRP OF SAN | | 3 | 1 | 25% | 4 |
| DISCOVERY VILLAGE AT DEERWOOD | | | 4 | 100% | 4 |
| TOXUSALABS DBA CONNECTDX LABS | | 3 | 1 | 25% | 4 |
| UF HEALTH PATHOLOGY LABORATORIES | | | 4 | 100% | 4 |
| Willowbrooke Court at Country House | | 4 | | | 4 |
| NHC HealthCare, Cookeville | | 4 | | | 4 |
| HEALTHQUEST, INC | | 3 | 1 | 25% | 4 |
| MINUTECLINIC OF NEVADA-2955 S FT APACH | | 4 | | | 4 |
| MEDEXPRESS URGENT CARE - TULSA, S YALE AVE | | 4 | | | 4 |
| ACCENT PHYSICIAN SPECIALISTS PA | | 4 | | | 4 |
| GENUS DIAGNOSTICS | | | 4 | 100% | 4 |
| Kroger 752 - The Little Clinic Central Station | | 3 | 1 | 25% | 4 |
| WESLEY CHAPEL INTERNAL MEDICINE AND PEDIATRICS | | | 4 | 100% | 4 |
| SOUTHEASTERN REGIONAL MEDICAL CENTER | | | 4 | 100% | 4 |

COVID-19: testing by laboratory

Data through Apr 6, 2021 verified as of Apr 7, 2021 at 09:25 AM

Data in this report are provisional and subject to change.

The numbers in the table below represent the number of Florida and non-Florida residents for whom test results were received by the Department of Health. A person can be tested by more than one laboratory and can have both positive and negative results. **Therefore, the sum of the numbers in each column will be larger than the total number of people tested.**

| Reporting lab | Inconclusive | Negative | Positive | Percent positive | Total |
|---|--------------|----------|----------|------------------|-------|
| CVS AZ9210POCT SCOTTSDALE | | 4 | | | 4 |
| MEDEXPRESS URGENT CARE MARTINSBURG | | 2 | 2 | 50% | 4 |
| MD NOW URGENT CARE - DELRAY WEST | | | 4 | 100% | 4 |
| PATIENT FIRST - ALLENTOWN | | | 4 | 100% | 4 |
| MEDEXPRESS URGENT CARE - WAXAHACHIE, N HIGHWAY 77 | | 2 | 2 | 50% | 4 |
| CLINICAL CARE CENTER, INC | | | 4 | 100% | 4 |
| GRADY MEMORIAL HOSPITAL/MICRO | | | 4 | 100% | 4 |
| MINUTECLINIC #2797 | | 4 | | | 4 |
| PANCARE HEALTH - PONCE DE LEON | | | 4 | 100% | 4 |
| PARKWAY DRUGS OF ONEIDA COUNTY NORTH I | | 3 | 1 | 25% | 4 |
| MINUTECLINIC MINUTECLINIC #3665 | | 4 | | | 4 |
| MEDEXPRESS URGENT CARE-SCOTT TOWNSHIP | | 3 | 1 | 25% | 4 |
| SIGNATURE CARE MONTROSE | | 2 | 2 | 50% | 4 |
| Sears Coastal Nursing and Rehab | | 4 | | | 4 |
| Kroger 124 - The Little Clinic University | | 3 | 1 | 25% | 4 |
| ADVENTHEALTH MEDICAL GROUP COMMUNITY MEDICINE | | 3 | 1 | 25% | 4 |
| CVS GA5622POCT DALLAS | | 3 | 1 | 25% | 4 |
| MARK HOANG MD PA | | | 4 | 100% | 4 |
| SOUTHWESTERN REGIONAL MEDICAL CENTER - TULSA | | 4 | | | 4 |
| PANCARE HEALTH YOUNGSTOWN | | | 4 | 100% | 4 |
| INSTANT MEDICAL CARE CENTER | | 3 | 1 | 25% | 4 |
| GERALD CHAMPION REGIONAL MEDICAL CENTE | | 4 | | | 4 |
| SHARP MEMORIAL HOSPITAL MICROBIOLOGY DEPT | | | 4 | 100% | 4 |
| MINUTECLINIC DIAG OF IND LLC #1367 | | 4 | | | 4 |
| ARCPPOINT LABS OF ALTAMONTE SPRINGS | | 2 | 2 | 50% | 4 |
| PM PEDIATRICS OF BAYSIDE, PLLC - MANHASSET | | 4 | | | 4 |
| PHYSICIANS QUALITY CARE | | | 4 | 100% | 4 |
| Heartland of Boynton Beach | | | 4 | 100% | 4 |
| HARBORCHASE OF VILLAGES CROSSING | | | 4 | 100% | 4 |
| Kroger 125 - The Little Clinic Castle Rock | | 3 | 1 | 25% | 4 |
| BLACK STALLION WALK IN AND EXERCISE CLINICS LLC | | 1 | 3 | 75% | 4 |
| PLAINVIEW PRIMARY CARE | | 4 | | | 4 |
| PORT ORANGE NURSING & REHAB | | | 4 | 100% | 4 |
| LIFE CARE HOME HEALTH SERVICES LLC | | 1 | 3 | 75% | 4 |
| BELLIN HEALTH LAB | | 1 | 3 | 75% | 4 |
| RML PHARMACY PC | | 4 | | | 4 |
| NATURE COAST PRIMARY CARE LAB LLC | | 1 | 3 | 75% | 4 |
| MEDEXPRESS URGENT CARE - TEAYS VALLEY | | 3 | 1 | 25% | 4 |
| Lakeside Oaks Care Center | | | 4 | 100% | 4 |
| MINUTECLINIC DIAG OF IND LLC #1138 | | 3 | 1 | 25% | 4 |
| GILCHRIST COUNTY HEALTH DEPT | | | 4 | 100% | 4 |
| DEVANSH LAB WERKS | | 1 | 3 | 75% | 4 |
| CVS PA7611POCT ALLISON PARK | | 3 | | | 3 |
| ELITE PRIMARY CARE OF WAYCROSS | | | 3 | 100% | 3 |
| NOVA SOUTHEASTERN UNIVERSITY | | 2 | 1 | 33% | 3 |
| F W HUSTON MEDICAL CENTER SENIOR LIVIN | | 3 | | | 3 |

COVID-19: testing by laboratory

Data through Apr 6, 2021 verified as of Apr 7, 2021 at 09:25 AM

Data in this report are provisional and subject to change.

The numbers in the table below represent the number of Florida and non-Florida residents for whom test results were received by the Department of Health. A person can be tested by more than one laboratory and can have both positive and negative results. **Therefore, the sum of the numbers in each column will be larger than the total number of people tested.**

| Reporting lab | Inconclusive | Negative | Positive | Percent positive | Total |
|--|--------------|----------|----------|------------------|-------|
| FLORIDA HOSPITAL PHYSICIANS GROUP | | 1 | 2 | 67% | 3 |
| OLEAN GENERAL HOSPITAL | | 3 | | | 3 |
| WOODMARK AT UPTOWN ASSISTED LIVING | | 3 | | | 3 |
| BNC Medical Investors, LLC Berrien Nursing & Rehabilitation Center | | 3 | | | 3 |
| QUALITY LABORATORY SERVICE | | 2 | 1 | 33% | 3 |
| BROOKDALE SENIOR LIVING | | | 3 | 100% | 3 |
| GYN PATH SERVICES | | | 3 | 100% | 3 |
| MAYO | | 1 | 2 | 67% | 3 |
| AFC URGENT CARE GUNBARREL | | | 3 | 100% | 3 |
| CVS GA5637POCT VILLA RICA | | 3 | | | 3 |
| ORLANDO HEALTH PHYSICIAN GROUP INC | | | 3 | 100% | 3 |
| STARLING AT SAN JOSE | | | 3 | 100% | 3 |
| LPG PEDIATRICS AT LEHIGH ACRES | | 2 | 1 | 33% | 3 |
| CVS OH4359POCT HUDSON | | 3 | | | 3 |
| Kroger 592 - The Little Clinic Alexander Plaza | | 2 | 1 | 33% | 3 |
| CLINICAL CARE ASSOCIATES, INC | | | 3 | 100% | 3 |
| CVS AZ7841POCT TUCSON | | 3 | | | 3 |
| CVS PA1657POCT YORK | | 2 | 1 | 33% | 3 |
| CVS RI326POCT NORTH SMITHFIELD | | 3 | | | 3 |
| CELEBRATION PRIMARY CARE ASSOCIATES LLC | | 3 | | | 3 |
| Kroger 758 - The Little Clinic Providence | | 3 | | | 3 |
| CVS SC5471POCT LEXINGTON | | 2 | 1 | 33% | 3 |
| RICHMOND CITY DEPARTMENT OF PUBLIC HEALTH | | | 3 | 100% | 3 |
| CVS SC2250POCT COLUMBIA | | 3 | | | 3 |
| MEDEXPRESS URGENT CARE NORWIN | | 3 | | | 3 |
| GUTHRIE CORNING HOSPITAL LABORATORY | | 3 | | | 3 |
| Lebanon VAMC | | 2 | 1 | 33% | 3 |
| SUN TERRACE HEALTH CARE CENTER | | | 3 | 100% | 3 |
| WEST COCOA PHARMACY | | | 3 | 100% | 3 |
| MISSISSIPPI CARE CENTER OF DEKALB LLC | | 3 | | | 3 |
| EMERALD TRACE | | 3 | | | 3 |
| SCHIFF CENTER FOR LIVER DISEASES | | 1 | 2 | 67% | 3 |
| CVS TX7156POCT RICHARDSON | | 3 | | | 3 |
| US SPECIALTY LABS | | | 3 | 100% | 3 |
| Kroger 387 - The Little Clinic Hubbards Lane | | 3 | | | 3 |
| HEALTH AND WELLNESS URGENT CARE LLC | | | 3 | 100% | 3 |
| BLACKWATER RIVER | | | 3 | 100% | 3 |
| LRHS Florida Poly Tech | | 3 | | | 3 |
| NEBRASKA MEDICAL CENTER | | | 3 | 100% | 3 |
| PREMIER FAMILY AND SPORTS MEDICINE | | 2 | 1 | 33% | 3 |
| NC STATE LABORATORY OF PUBLIC HEALTH | | 3 | | | 3 |
| ACCESS LABORATORIES LLC | | | 3 | 100% | 3 |
| Edward Hines, Jr. VA Hospital | | 2 | 1 | 33% | 3 |
| GREATER MOBILE URGENT CARE - SPRINGHILL | | | 3 | 100% | 3 |
| JUPITER INTERNAL MEDICINE AND ASSOCIATES | | | 3 | 100% | 3 |
| MEMORIAL HERMANN CONSOLIDATED LABORATORY SERVICES | | | 3 | 100% | 3 |

COVID-19: testing by laboratory

Data through Apr 6, 2021 verified as of Apr 7, 2021 at 09:25 AM

Data in this report are provisional and subject to change.

The numbers in the table below represent the number of Florida and non-Florida residents for whom test results were received by the Department of Health. A person can be tested by more than one laboratory and can have both positive and negative results. **Therefore, the sum of the numbers in each column will be larger than the total number of people tested.**

| Reporting lab | Inconclusive | Negative | Positive | Percent positive | Total |
|---|--------------|----------|----------|------------------|-------|
| SURETOX LABORATORY LLC | | 2 | 1 | 33% | 3 |
| WAL-MART STORES EAST LP | | 2 | 1 | 33% | 3 |
| Good Samaritan Society - Fairfield Glade | | 3 | | | 3 |
| THE PATHOLOGY LABORATORY | | 1 | 2 | 67% | 3 |
| EAST NAPLES PEDIATRICS | | | 3 | 100% | 3 |
| SUPER HEALTH PHARMACY LLC | | 3 | | | 3 |
| NORTH BROWARD HOSPITAL DISTRICT HEALTHCARE FOR THE HOMELESS | | | 3 | 100% | 3 |
| Broadview Multi-Care Center | | 3 | | | 3 |
| FLORIDA HEALTHCARE PLAN | | | 3 | 100% | 3 |
| FLORIDA LABORATORY ANALYSIS, LLC | | | 3 | 100% | 3 |
| Rosedale Green | | 3 | | | 3 |
| HELIX URGENT CARE | | | 3 | 100% | 3 |
| THE CENTER FOR DISCOVERY | | 3 | | | 3 |
| OPTUM PRIMARY CARE - SILVER LAKES | | | 3 | 100% | 3 |
| CTRS | | | 3 | 100% | 3 |
| Hunterdon Medical Center Laboratory | | 3 | | | 3 |
| SOFTLAB | | | 3 | 100% | 3 |
| LAHEY CLINIC MEDICAL CENTER | | | 3 | 100% | 3 |
| MARYLAND STATE DEPT OF HEALTH | 2 | | 1 | 33% | 3 |
| STRINGFELLOW MEMORIAL HOSPITAL | | 3 | | | 3 |
| MINUTECLINIC, LLC #05891 | | 2 | 1 | 33% | 3 |
| MEDEXPRESS URGENT CARE, HERMITAGE | | 1 | 2 | 67% | 3 |
| SEMINOLE FAMILY HEALTH CENTER | | 3 | | | 3 |
| TIEHH BIOTERRORISM RESPONSE LAB | | | 3 | 100% | 3 |
| MOUNT SINAI AVENTURA DIAGNOSTIC CENTER | | | 3 | 100% | 3 |
| SAVANNAH COVE | | 3 | | | 3 |
| VIRGINIA DIVISION OF CONSOLIDATED LABORATORIES | | | 3 | 100% | 3 |
| NORTHEAST FLORIDA INTERNAL MEDICINE PA | | 3 | | | 3 |
| WINDSOR AT OCALA | | 2 | 1 | 33% | 3 |
| STEAMBOAT EMERGENCY CENTER | | | 3 | 100% | 3 |
| WALGREENS #04311 | | 3 | | | 3 |
| MEDEXPRESS URGENT CARE - WHEELING | | 2 | 1 | 33% | 3 |
| MEDEXPRESS URGENT CARE-CLOQUET | | 3 | | | 3 |
| FAMILY CARE SPECIALISTS OF ORLANDO | | | 3 | 100% | 3 |
| EXETER HOSPITAL | | 3 | | | 3 |
| CAMPAZZI CONCIERGE MEDICAL SERVICES | | 2 | 1 | 33% | 3 |
| CVS M05727POCT PLATTE CITY | | 3 | | | 3 |
| PREMIER MOBILE HEALTH SERVICES, LLC | | 1 | 2 | 67% | 3 |
| SOLERA SPECIALTY PHARMACY LLC | | 2 | 1 | 33% | 3 |
| STARMED FAMILY & URGENT CARE | | | 3 | 100% | 3 |
| WEILL CORNELL MEDICAL ASSOCIATES - EAST SIDE | | 3 | | | 3 |
| GARCIA MORALES NELSON | | | 3 | 100% | 3 |
| HELIX LW UC | | 1 | 2 | 67% | 3 |
| ADRIANA M CASTRO MD PA | | 3 | | | 3 |
| UVA HEALTH SYSTEM MEDICAL LABORATORIES | | | 3 | 100% | 3 |
| FRESENIUS KIDNEY CARE | | | 3 | 100% | 3 |

COVID-19: testing by laboratory

Data through Apr 6, 2021 verified as of Apr 7, 2021 at 09:25 AM

Data in this report are provisional and subject to change.

The numbers in the table below represent the number of Florida and non-Florida residents for whom test results were received by the Department of Health. A person can be tested by more than one laboratory and can have both positive and negative results. **Therefore, the sum of the numbers in each column will be larger than the total number of people tested.**

| Reporting lab | Inconclusive | Negative | Positive | Percent positive | Total |
|--|--------------|----------|----------|------------------|-------|
| Mitchell Hollingsworth Nursing and Rehab | | 3 | | | 3 |
| SOMA MEDICAL CENTER PA #3 PALOMINO | | | 3 | 100% | 3 |
| BAPTIST OUTPATIENT SERVICES | | | 3 | 100% | 3 |
| LEXINGTON MEDICAL CENTER | | 1 | 2 | 67% | 3 |
| SHANDS AT LAKE SHORE LAB | | 1 | 2 | 67% | 3 |
| Westside Terrace | | 3 | | | 3 |
| LAURELLWOOD NURSING CENTER | | 1 | 2 | 67% | 3 |
| SKIPPACK MEDICAL LAB | | | 3 | 100% | 3 |
| SUMMIT MEDICAL GROUP - WEST ORANGE | | 3 | | | 3 |
| DOCTORS HOSPITAL OF AUGUSTA | | 3 | | | 3 |
| ADVANCED MEDICAL RESEARCH CENTER LLC | | | 3 | 100% | 3 |
| BROOKDALE OAKBRIDGE | | 1 | 2 | 67% | 3 |
| GULF COAST IMMEDIATE CARE CENTER | | 1 | 2 | 67% | 3 |
| MUNSON MEDICAL CENTER | | | 3 | 100% | 3 |
| CVS NJ715POCT WAYNE | | 3 | | | 3 |
| OHIO HEALTH DOCTORS HOSPITAL | | | 3 | 100% | 3 |
| ALLIANCE LABS @LRMC | | | 3 | 100% | 3 |
| CVS M08555POCT KANSAS CITY | | 3 | | | 3 |
| ADVENTHEALTH MEDICAL GROUP PEDIATRICS AT APOKA | | 3 | | | 3 |
| TUFTS MEDICAL CENTER | | | 3 | 100% | 3 |
| CVS PA2687POCT EXTON | | 3 | | | 3 |
| MAYO CLINIC BEACHES PRIMARY CARE CTR | | 3 | | | 3 |
| MINUTECLINIC, LLC #07876 | | 2 | 1 | 33% | 3 |
| SERENADES BY SONATA | | 1 | 2 | 67% | 3 |
| MEDICAL SERVICES OF AMERICA HOME HEALTH | | 3 | | | 3 |
| SOUTH LAKE FAMILY HEALTH CENTER | | | 3 | 100% | 3 |
| St. Josephs Hospital | | 1 | 2 | 67% | 3 |
| MINUTECLINIC DIAGNOSTIC OF PA LLC | | 3 | | | 3 |
| ADVENTHEALTH MEDICAL GROUP ADULT AND SENIOR HEALTH | | | 3 | 100% | 3 |
| CVS IL3163POCT OAK PARK | | 3 | | | 3 |
| PRISMA HEALTH MIDLANDS | | | 3 | 100% | 3 |
| ACCESS 365 URGENT CARE LLC | | 1 | 2 | 67% | 3 |
| BROOME COUNTY HEALTH DEPARTMENT | | 2 | 1 | 33% | 3 |
| WHOLE CHILD PEDIATRICS | | | 3 | 100% | 3 |
| NEXTCARE WYOMING LLC | | | 3 | 100% | 3 |
| CVS CA9485POCT MISSION VIEJO | | 3 | | | 3 |
| UNIVERSITY OF KANSAS MEDICAL CENTER | | | 3 | 100% | 3 |
| WALGREENS #07502 | | 3 | | | 3 |
| UNIVERSITY HEALTH SERVICES RIVER CAMPUS | | 2 | 1 | 33% | 3 |
| ADVANCE FAMILY PRACTICE LLC | | | 3 | 100% | 3 |
| MPG JACKSONVILLE ATLANTIC BLVD | | 1 | 2 | 67% | 3 |
| FLORIDA HOSPITAL LABORATORIES | | 3 | | | 3 |
| Oak Creek Terrace | | 3 | | | 3 |
| BOLING, STEPHANIE | | 3 | | | 3 |
| SKR MEDICAL ADVISORS | | 3 | | | 3 |
| LEVY COUNTY DEPT. OF PUBLIC SAFETY | | 1 | 2 | 67% | 3 |

COVID-19: testing by laboratory

Data through Apr 6, 2021 verified as of Apr 7, 2021 at 09:25 AM

Data in this report are provisional and subject to change.

The numbers in the table below represent the number of Florida and non-Florida residents for whom test results were received by the Department of Health. A person can be tested by more than one laboratory and can have both positive and negative results. **Therefore, the sum of the numbers in each column will be larger than the total number of people tested.**

| Reporting lab | Inconclusive | Negative | Positive | Percent positive | Total |
|--|--------------|----------|----------|------------------|-------|
| COMMUNITY MEDICAL CENTER | | | 3 | 100% | 3 |
| Fort Gaines Health and Rehab | | 3 | | | 3 |
| MEDIC INFUSION PA | | 3 | | | 3 |
| CVS MA2401POCT MARSHFIELD | | 3 | | | 3 |
| MEDEXPRESS URGENT CARE - NORTH LITTLE | | 2 | 1 | 33% | 3 |
| COLISEUM MED CTR LLC/COLISEUM MED CTRS | | 2 | 1 | 33% | 3 |
| Huntington Health Care and Rehabilitation Center | | 3 | | | 3 |
| PROMPT CARE OF CENTRAL FLORIDA LLC | | | 3 | 100% | 3 |
| PIEDMONT NEWMAN HOSPITAL | | 3 | | | 3 |
| ADVENTHEALTH SEBRING- INFECTION CONTROL DEPARTMENT | | | 3 | 100% | 3 |
| ERIE COUNTY PUBLIC HEALTH CLINICAL | | 3 | | | 3 |
| VIRGINIA DEPARTMENT OF HEALTH DIVISION OF | | | 3 | 100% | 3 |
| GENDERXPRESS/PICTURE ME PERFECT IMAGING | | | 3 | 100% | 3 |
| FLAGLER FAMILY MEDICINE PA | | | 3 | 100% | 3 |
| Arbors at Marietta | | 3 | | | 3 |
| PEDIATRICS AND ADOLESCENT MEDICINE | | 2 | 1 | 33% | 3 |
| SAN JUAN REGIONAL MEDICAL CENTER | | 3 | | | 3 |
| CVS IN6605POCT INDIANAPOLIS | | 2 | 1 | 33% | 3 |
| NEWSTAR MEDICAL LABORATORIES | | 3 | | | 3 |
| HIALEAH SHORES NURSING AND | | 2 | 1 | 33% | 3 |
| SKIN WELLNESS PHYSICIANS LLC | | 3 | | | 3 |
| EXPEDIAN URGENT CARE | | | 3 | 100% | 3 |
| PRECIDENT FLORIDA | | 3 | | | 3 |
| CORMEUM LAB SERVICES, LLC | | | 3 | 100% | 3 |
| PHYSICIANS MEDICAL CENTER | | 3 | | | 3 |
| 24TH WEAPONS OF MASS DESTRUCTION - CIVIL SUPPORT | | 3 | | | 3 |
| HEPATOLOGY DIAGNOSTIC LAB | | | 3 | 100% | 3 |
| DOUGLASVILLE NURSING AND REHABILITATIO | | 3 | | | 3 |
| NASSAU COUNTY HEALTH DEPARTMENT-FERNANDINA BEACH C | | 3 | | | 3 |
| ALABAMA DEPT PUBLIC HEALTH | | | 3 | 100% | 3 |
| CROSSVILLE MEDICAL GROUP | | 1 | 2 | 67% | 3 |
| LOCH HAVEN PEDIATRICS | | | 3 | 100% | 3 |
| CONCENTRA - PLANTATION | | 3 | | | 3 |
| AZALEALAND NURSING HOME | | 3 | | | 3 |
| CVS MO4850POCT SPRINGFIELD | | 3 | | | 3 |
| CVS NC7548POCT FUQUAY VARINA | | 2 | 1 | 33% | 3 |
| PEDIATRICS BY THE SEA JOG RD OFFICE | | | 3 | 100% | 3 |
| Birchaven | | 3 | | | 3 |
| TMH PHYSICIAN PARTNERS BLOUNTSTOWN | | | 3 | 100% | 3 |
| TEMPUS_LABS | | | 3 | 100% | 3 |
| FULGENT GENETICS HOUSTON | | 3 | | | 3 |
| MEDEXPRESS URGENT CARE - DANVILLE | | 3 | | | 3 |
| Cleveland Clinic Weston | | | 3 | 100% | 3 |
| PUBLIC HEALTH TRUST OF MIAMI DADE COUNTY | | | 3 | 100% | 3 |
| BEEBE MEDICAL CENTER LABORATORY | | 3 | | | 3 |
| Kroger 448 - The Little Clinic Mason | | 3 | | | 3 |

COVID-19: testing by laboratory

Data through Apr 6, 2021 verified as of Apr 7, 2021 at 09:25 AM

Data in this report are provisional and subject to change.

The numbers in the table below represent the number of Florida and non-Florida residents for whom test results were received by the Department of Health. A person can be tested by more than one laboratory and can have both positive and negative results. **Therefore, the sum of the numbers in each column will be larger than the total number of people tested.**

| Reporting lab | Inconclusive | Negative | Positive | Percent positive | Total |
|--|--------------|----------|----------|------------------|-------|
| CUMBERLAND MEDICAL CENTER INC | | 3 | | | 3 |
| MINUTECLINIC DIAG OF IND, LLC #6483 | | 1 | 2 | 67% | 3 |
| MIDWAY SPECIALTY CARE RX LLC | | 1 | 2 | 67% | 3 |
| Medilodge of Montrose | | 3 | | | 3 |
| EASTMAN HEALTHCARE & REHAB | | 3 | | | 3 |
| THE OASIS BEACHSIDE | | 3 | | | 3 |
| JOJAN PHARMA INC | | 3 | | | 3 |
| VA PRIMARY CARE ANNEX | | | 3 | 100% | 3 |
| PROHEALTH PRIMARY CARE - GLEN OAKS | | 3 | | | 3 |
| CARESPOT-WELLINGTON | | | 3 | 100% | 3 |
| SCIENTIFIC LABORATORY DIVISION | | | 3 | 100% | 3 |
| CLINICA HISPANIA | | | 3 | 100% | 3 |
| NEXT BIO RESEARCH SERVICES, LLC | | 1 | 2 | 67% | 3 |
| NASON HOSPITAL | | | 3 | 100% | 3 |
| CROSSROADS URGENT CARE PLLC | | 3 | | | 3 |
| GROVES CENTER | | | 3 | 100% | 3 |
| CLEARWATER | | 2 | 1 | 33% | 3 |
| MEDEXPRESS URGENT CARE GREENSBURG | | 2 | 1 | 33% | 3 |
| Kroger 768 - The Little Clinic Leestown Rd | | 2 | 1 | 33% | 3 |
| INSPIRA MEDICAL CENTER VINELAND LAB | | 2 | 1 | 33% | 3 |
| OHIO DEPARTMENT OF HEALTH LABORATORY | | 2 | 1 | 33% | 3 |
| OPP HEALTH AND REHABILITATION | | 3 | | | 3 |
| CVS OH2486POCT NILES | | 1 | 2 | 67% | 3 |
| Walgreens #5984 | | 3 | | | 3 |
| CAPTIAL REGIONAL MEDICAL CENTER | | | 3 | 100% | 3 |
| CVS NJ837POCT MARLTON | | 3 | | | 3 |
| FLORIDA MENTOR-POINT WEST CLUSTER | | 3 | | | 3 |
| MEDICAL CITY DALLAS HOSPITAL | | | 3 | 100% | 3 |
| CVS AZ1720POCT QUEEN CREEK | | 3 | | | 3 |
| AKRON GENERAL MEDICAL CENTER MAIN | | 3 | | | 3 |
| SISD EMPLOYEE HEALTH CLINIC | | | 3 | 100% | 3 |
| CVS MA969POCT PALMER | | 3 | | | 3 |
| BETHESDA HOSPITAL EAST BLOOD GAS LAB | | | 3 | 100% | 3 |
| WALGREENS #10264 | | 3 | | | 3 |
| MINUTECLINIC LLC #5176 | | | 3 | 100% | 3 |
| CVS IN6572POCT INDIANAPOLIS | | 3 | | | 3 |
| FAMILY FIRST PEDIATRICS | | | 3 | 100% | 3 |
| WEST TN HEALTH MED NORTH | | 3 | | | 3 |
| NORTH NAPLES HOSPITAL RESPIRATORY THERAPY DEPARTMENT | | | 3 | 100% | 3 |
| MINUTECLINIC DIAGNOSTIC OF NEVADA-9586 | | 2 | 1 | 33% | 3 |
| MT CARMEL PHARMACY INC | | 3 | | | 3 |
| AUSTIN PUBLIC HEALTH | | | 3 | 100% | 3 |
| CENTRAL DUPAGE HOSPITAL | | | 3 | 100% | 3 |
| CARECENTER PHARMACY, LLC | | 3 | | | 3 |
| BROADWAY HEALTH FLORIDA MEDICAL CLINIC URGENT CARE | | | 3 | 100% | 3 |
| MEDEXPRESS URGENT CARE, CHAMBERSBURG | | 2 | 1 | 33% | 3 |

COVID-19: testing by laboratory

Data through Apr 6, 2021 verified as of Apr 7, 2021 at 09:25 AM

Data in this report are provisional and subject to change.

The numbers in the table below represent the number of Florida and non-Florida residents for whom test results were received by the Department of Health. A person can be tested by more than one laboratory and can have both positive and negative results. **Therefore, the sum of the numbers in each column will be larger than the total number of people tested.**

| Reporting lab | Inconclusive | Negative | Positive | Percent positive | Total |
|--|--------------|----------|----------|------------------|-------|
| NORTH CAROLINA DEPT OF HEALTH & HUMAN SRVCS STATE LAB OF PUBLIC HEALTH | | | 3 | 100% | 3 |
| PATHOLOGY REFERENCE LAB LLC | | | 3 | 100% | 3 |
| SOUTH BAY CORRECTIONAL FACILITY | | | 3 | 100% | 3 |
| DOCTORS HOSPITAL RENAISSANCE | | | 3 | 100% | 3 |
| FLORIDA GASTROENTEROLOGY ASSOCIATES PA | | 3 | | | 3 |
| CVS AZ7263POCT PHOENIX | | 3 | | | 3 |
| THOMAS LANGLEY | | | 3 | 100% | 3 |
| NORTHERN LIGHT LABORATORY | | 1 | 2 | 67% | 3 |
| RAPID MEDLAB (004M0) | | 2 | 1 | 33% | 3 |
| BOONES CREEK URGENT CARE | | 1 | 2 | 67% | 3 |
| COMMUNITY HEALTH CENTERS OF PINELLAS, INC | | 1 | 2 | 67% | 3 |
| MEDEXPRESS URGENT CARE - JEANNETTE | | 3 | | | 3 |
| MEDEXPRESS URGENT CARE - RICHMOND, W BROAD ST | | 3 | | | 3 |
| Georgiana Health and Rehabilitation, LLC | | 3 | | | 3 |
| COVENANT PEDIATRICS | | 1 | 2 | 67% | 3 |
| Kroger 635 - The Little Clinic Dacula | | 3 | | | 3 |
| CVS IL8753POCT CHICAGO | | 3 | | | 3 |
| HEALGEN SCIENTIFIC | | | 3 | 100% | 3 |
| MOBIL LAB FOR ALL INC | | 3 | | | 3 |
| SIGNATURE CARE PFLUGERVILLE | | | 3 | 100% | 3 |
| LEE MEMORIAL HOSPITAL BLOOD GAS LAB | | | 3 | 100% | 3 |
| ORLANDO REGIONAL HEALTH SERVICES | | 1 | 2 | 67% | 3 |
| GONZALEZ MD AND ASWAD MD HEALTH SERVICES | | | 3 | 100% | 3 |
| PICHARDO CLINIC, THE | | 1 | 2 | 67% | 3 |
| TIFTON CARECONNECT URGENT CARE | | | 3 | 100% | 3 |
| ESTERO FIRE RESCUE | | 3 | | | 3 |
| MINUTECLINIC DIAGNOSTIC OF NEW MEXICO LLC #7552 | | 3 | | | 3 |
| USCG ABBOTT BINAXNOW | | 2 | 1 | 33% | 3 |
| PHYSICIANS CARE INC | | 1 | 2 | 67% | 3 |
| UNITY HEALTH AND REHABILITATION CENTER | | | 3 | 100% | 3 |
| WALGREENS NO 19542 | | 3 | | | 3 |
| NHC DICKSON | | 3 | | | 3 |
| ANN STORCK CENTER INC | | 3 | | | 3 |
| ADVANCED HEART CARE OF SOUTH FLORIDA | | 3 | | | 3 |
| NOVANT HEALTH PRESBYTERIAN | | 2 | 1 | 33% | 3 |
| MANATEE URGENT CARE LLC | | | 3 | 100% | 3 |
| MINUTECLINIC DIAGNOSTIC OF TEXAS, LLC #7435 | | 2 | 1 | 33% | 3 |
| TAMPA INTERNATIONAL AIRPORT | | | 3 | 100% | 3 |
| CROWNE HEALTH CARE OF FORT PAYNE | | 2 | 1 | 33% | 3 |
| WELLSTAR ATLANTA MEDICAL CENTER LABORA | | 3 | | | 3 |
| MARRA'S PHARMACY | | 3 | | | 3 |
| CVS TX7675POCT RED OAK | | 1 | 2 | 67% | 3 |
| JS HEALTHCARE | | 2 | 1 | 33% | 3 |
| CORNERSTONE DRUG AND GIFT INC | | 3 | | | 3 |
| MARTIN MEDICAL CENTER INC | | 1 | 2 | 67% | 3 |
| MEDEXPRESS-HOUSTON EAST FWY | | 1 | 2 | 67% | 3 |

COVID-19: testing by laboratory

Data through Apr 6, 2021 verified as of Apr 7, 2021 at 09:25 AM

Data in this report are provisional and subject to change.

The numbers in the table below represent the number of Florida and non-Florida residents for whom test results were received by the Department of Health. A person can be tested by more than one laboratory and can have both positive and negative results. **Therefore, the sum of the numbers in each column will be larger than the total number of people tested.**

| Reporting lab | Inconclusive | Negative | Positive | Percent positive | Total |
|---|--------------|----------|----------|------------------|-------|
| WALGREENS #3811 | | 1 | 2 | 67% | 3 |
| ESCO DRUG CO INC | | 3 | | | 3 |
| University Plaza Rehabilitation and Nursing | | | 3 | 100% | 3 |
| AMI ST FRANCIS HOSPITAL LABORATORY | | 2 | 1 | 33% | 3 |
| LOYOLA UNIVERSITY MEDICAL CENTER LABORATORY | | | 3 | 100% | 3 |
| PREMIER PEDIATRICS LLC | | | 3 | 100% | 3 |
| CHEROKEE COUNTY HEALTH AND REHAB CENTER | | 3 | | | 3 |
| IMMERSION RESIDENTIAL LLC | | | 3 | 100% | 3 |
| NEMOURS CHILDRENS PRIMARY CARE MAITLAND | | | 3 | 100% | 3 |
| VELOCITY CARE | | | 3 | 100% | 3 |
| CVS PA7132POCT THORNDALE | | 3 | | | 3 |
| HELIX BIOMEDICS LLC | | | 3 | 100% | 3 |
| MURFREESBORO MEDICAL CLINIC | | 3 | | | 3 |
| CALLE OCHO DIALYSIS | | | 3 | 100% | 3 |
| DELAWARE PUBLIC HEALTH LABORATORY | | 1 | 2 | 67% | 3 |
| Greystone Health Care Center | | 3 | | | 3 |
| John Knox Manor Inc II | | 2 | 1 | 33% | 3 |
| Kroger 571 - The Little Clinic Hendersonville | | 1 | 2 | 67% | 3 |
| ASPEN VALLEY HOSPITAL | | | 3 | 100% | 3 |
| Kroger 522 - The Little Clinic Gahanna | | 2 | 1 | 33% | 3 |
| CVS MA1006POCT BROCKTON | | 3 | | | 3 |
| INTERCOASTAL FAMILY PRATICE | | 1 | 2 | 67% | 3 |
| PROPATH | | | 3 | 100% | 3 |
| YORK HOSPITAL - LABORATORY | | | 3 | 100% | 3 |
| ALOHA HOME CARE LLC DBA ACCENTCARE HOME HEALTH OF | | 3 | | | 3 |
| BAPTIST HOSPITAL NURSING/PATIENT CARE | | | 3 | 100% | 3 |
| MEDEXPRESS URGENT CARE-ARLINGTON | | 2 | 1 | 33% | 3 |
| EVERGREEN WOODS HEALTH & REHAB CENTER | | 2 | 1 | 33% | 3 |
| BASCOM PALMER EYE INSTITUTE | | | 3 | 100% | 3 |
| NORTHWEST FLORIDA CLINICAL LAB | | 1 | 2 | 67% | 3 |
| OPENTRONS PRL | | 2 | 1 | 33% | 3 |
| CVS CA9803POCT RIVERSIDE | | 3 | | | 3 |
| COL CROSSROAD | | 1 | 2 | 67% | 3 |
| CARENOW-ATASCOCITA | | | 3 | 100% | 3 |
| NORTHSIDE MEDICAL CENTER | | 3 | | | 3 |
| COVID PROCESSING SITE | | | 3 | 100% | 3 |
| CVS MA1945POCT HANOVER | | 3 | | | 3 |
| CVS TX2876POCT PROSPER | | 3 | | | 3 |
| VIRTUA MEMORIAL HOSPITAL BURLINGTON COUNTY | | 1 | 2 | 67% | 3 |
| ACCESS HEALTH CARE | | 2 | 1 | 33% | 3 |
| MANORCARE NURSING & REHABILITATION CENTER-NAPLES | | 3 | | | 3 |
| MEDEXPRESS URGENT CARE - LAWRENCE | | 3 | | | 3 |
| CVS TN7144POCT BARTLETT | | 3 | | | 3 |
| COASTAL SKIN SURGERY AND DERMATOLOGY PL | | 3 | | | 3 |
| SARASOTA IMMEDIATE CARE | | | 3 | 100% | 3 |
| Kennedy University Hospital -Wash Twp L | | 3 | | | 3 |

COVID-19: testing by laboratory

Data through Apr 6, 2021 verified as of Apr 7, 2021 at 09:25 AM

Data in this report are provisional and subject to change.

The numbers in the table below represent the number of Florida and non-Florida residents for whom test results were received by the Department of Health. A person can be tested by more than one laboratory and can have both positive and negative results. **Therefore, the sum of the numbers in each column will be larger than the total number of people tested.**

| Reporting lab | Inconclusive | Negative | Positive | Percent positive | Total |
|--|--------------|----------|----------|------------------|-------|
| WHITE EARTH IHS MAIN LAB | | 3 | | | 3 |
| DEPARTMENT OF HEALTH AND ENVIRONMENTAL CONTROL | | | 3 | 100% | 3 |
| DOCTORS OFFICE OF NEW JERSEY | | 3 | | | 3 |
| BRANDON REGIONAL EMERGENCY CTR | | | 3 | 100% | 3 |
| CVS IN6757POCT COLUMBUS | | 3 | | | 3 |
| BRADENTON PHYSICIAN MEDICAL CENTER | | | 3 | 100% | 3 |
| ADVANCED PEDIATRICS | | | 3 | 100% | 3 |
| MEDEXPRESS URGENT CARE-CHIPPEWA | | 2 | 1 | 33% | 3 |
| KISSIMMEE URGENT CARE | | 3 | | | 3 |
| NEMOURS CHILDRENS PRIMARY CARE HORIZON WEST | | | 3 | 100% | 3 |
| MEDEXPRESS URGENT CARE, BELLE VERNON | | 3 | | | 3 |
| MONTANA PUBLIC HEALTH LAB | | | 3 | 100% | 3 |
| TARRANT COUNTY PUBLIC HEALTH | | 3 | | | 3 |
| Gracemore Nursing and Rehab | | 3 | | | 3 |
| VA OUTPATIENT CLINIC-NEW PORT RICHEY | | | 3 | 100% | 3 |
| PIEDMONT HENRY HOSPITAL, INC | | 3 | | | 3 |
| Kroger 627 - The Little Clinic Castleberry | | 2 | 1 | 33% | 3 |
| CVS KS676POCT LAWRENCE | | 2 | 1 | 33% | 3 |
| IOWA DEPARTMENT OF PUBLIC HEALTH | | | 3 | 100% | 3 |
| MINUTECLINIC DIAG OF IND, LLC #5369 | | 2 | 1 | 33% | 3 |
| CVS SC2497POCT LEXINGTON | | 3 | | | 3 |
| MEDICAL CENTER OF CENTRAL GEORGIA | | | 3 | 100% | 3 |
| MEDEXPRESS URGENT CARE - TOPEKA, SW WANAMAKER RD | | 3 | | | 3 |
| LEGACY ER AND URGENT CARE | | | 3 | 100% | 3 |
| NORTH DAKOTA DEPT OF HEALTH MICROBIOLOGY | | 1 | 2 | 67% | 3 |
| SOFTCELL L-FORM LABORATORIES, LLC | | | 3 | 100% | 3 |
| AFC URGENT CARE/FARRAGUT | | | 3 | 100% | 3 |
| Wynfield Park Health and Rehabilitation | | 3 | | | 3 |
| NON-US | | | 3 | 100% | 3 |
| PARKLAND HEALTH & HOSPITAL | | | 3 | 100% | 3 |
| PANCARE HEALTH - FRANKLIN CO | | | 3 | 100% | 3 |
| MEDICAL CENTER OF THE ROCKIES | | | 3 | 100% | 3 |
| LIFE CARE CENTER OF SKAGIT VALLEY | | 3 | | | 3 |
| CANOPY PEDIATRICS | | 3 | | | 3 |
| Village on the Green | | | 3 | 100% | 3 |
| BAPTIST PRIMARY CARE, INC. | | 2 | 1 | 33% | 3 |
| MED FUSION | | | 3 | 100% | 3 |
| HARBORCHASE OF GAINESVILLE | | | 3 | 100% | 3 |
| BAPTIST PRIMARY CARE FERNANDINA BEACH | | | 3 | 100% | 3 |
| BARONESS ERLANGER HOSPITAL | | 3 | | | 3 |
| EVENING PEDIATRICS INC | | 1 | 2 | 67% | 3 |
| NEBRASKA DEPARTMENT OF HEALTH AND HUMAN SERVICES | | | 3 | 100% | 3 |
| GREENTREE MEDICAL CENTER | | | 3 | 100% | 3 |
| HARBOUR'S EDGE | | 2 | 1 | 33% | 3 |
| CORTLAND COUNTY HEALTH DEPARTMENT | | 3 | | | 3 |
| MEDEXPRESS URGENT CARE - WILKES BARRE | | 2 | 1 | 33% | 3 |

COVID-19: testing by laboratory

Data through Apr 6, 2021 verified as of Apr 7, 2021 at 09:25 AM

Data in this report are provisional and subject to change.

The numbers in the table below represent the number of Florida and non-Florida residents for whom test results were received by the Department of Health. A person can be tested by more than one laboratory and can have both positive and negative results. **Therefore, the sum of the numbers in each column will be larger than the total number of people tested.**

| Reporting lab | Inconclusive | Negative | Positive | Percent positive | Total |
|---|--------------|----------|----------|------------------|-------|
| BROOKDALE LAKE MARY | | | 3 | 100% | 3 |
| Magnolia Health and Rehab Center | | | 3 | 100% | 3 |
| BRIGHAM AND WOMEN'S HOSPITAL | | | 3 | 100% | 3 |
| ALL 4 KIDZ PEDIATRICS | | 2 | 1 | 33% | 3 |
| NYU WINTHROP LABORATORY | | 3 | | | 3 |
| ACL LABORATORIES INDUSTRIAL TOXICOLOGY | | | 3 | 100% | 3 |
| MINUTECLINIC DIAGNOSTIC OF WISCONSIN, | | 3 | | | 3 |
| UHEALTH JACKSON URGENT CARE - CUTLER BAY | | 1 | 2 | 67% | 3 |
| AVALON MEDICAL GROUP | | 1 | 2 | 67% | 3 |
| Bainbridge Health and Rehab | | 3 | | | 3 |
| BAPTIST HEALTH SURGERY CENTER AT NORTHPOINT | | | 3 | 100% | 3 |
| ALLIED PHYSICIANS GROUP PLLC | | 3 | | | 3 |
| LEE CONVENIENT CARE AT SUMMERLIN | | | 3 | 100% | 3 |
| LUCID LABORATORY SERVICES | | 3 | | | 3 |
| LITTLE SPURS PEDIATRIC URGENT CARE | | 1 | 2 | 67% | 3 |
| COOPER UNIVERSITY HOSPITAL LABORATORY | | 2 | 1 | 33% | 3 |
| OPTUM FLORIDA | | 2 | 1 | 33% | 3 |
| HILLVIEW LABORATORY | | | 3 | 100% | 3 |
| CVS CA9103POCT ESCONDIDO | | 3 | | | 3 |
| MERCY HOSPITAL | | | 3 | 100% | 3 |
| PINELLAS PARK HEALTH CENTER - PINELLAS CHD | | 1 | 2 | 67% | 3 |
| CAREHERE LLC | | | 3 | 100% | 3 |
| SSM HEALTH ST LOUIS MICROBIOLOGY LABORATORY | | 1 | 2 | 67% | 3 |
| YATES COUNTY PUBLIC HEALTH | | 3 | | | 3 |
| EAST TENNESSEE CHILDREN'S HOSPITAL | | 2 | 1 | 33% | 3 |
| CABELL HUNTINGTON HOSPITAL CLINICAL LAB | | | 3 | 100% | 3 |
| FREDERICK MEMORIAL HOSPITAL | | | 3 | 100% | 3 |
| Englewood Health Care Center | | 3 | | | 3 |
| TRUE HEALTH - LAKE UNDERHILL | | 3 | | | 3 |
| ADVENT HEALTH MEDICAL GROUP FAMILY MEDICINE | | | 3 | 100% | 3 |
| SANFORD MOBILE LAB | | | 3 | 100% | 3 |
| ORCHID COVE DAYTONA | | | 3 | 100% | 3 |
| MID FLORIDA CLINICAL LABORATORY | | 2 | 1 | 33% | 3 |
| CVS TX3292POCT WYLIE | | 3 | | | 3 |
| CERTIVIA LABORATORIES | | | 3 | 100% | 3 |
| CVS PA4000POCT INDIANA | | 3 | | | 3 |
| MINUTECLINIC, LLC (CLINIC 10928) | | 3 | | | 3 |
| VICAR'S LANDING NURSING HOME | | 2 | 1 | 33% | 3 |
| Grandview Health Care Center | | 3 | | | 3 |
| BRENTWOOD SENIOR LIVING AT ST PETE | | | 3 | 100% | 3 |
| NEW YORK STATE DEPARTMENT OF HEALTH | | 1 | 2 | 67% | 3 |
| NATIONAL JEWISH HEALTH | | | 3 | 100% | 3 |
| SENTARA NORFOLK GENERAL HOSPITAL CENTRAL LAB | | | 3 | 100% | 3 |
| Lakeview Village | | 3 | | | 3 |
| URGENT DOC - URGENT CARE CLINIC | | | 3 | 100% | 3 |
| MANATEE MEMORIAL HOSPITAL CLINICAL LABORATORY | | | 3 | 100% | 3 |

COVID-19: testing by laboratory

Data through Apr 6, 2021 verified as of Apr 7, 2021 at 09:25 AM

Data in this report are provisional and subject to change.

The numbers in the table below represent the number of Florida and non-Florida residents for whom test results were received by the Department of Health. A person can be tested by more than one laboratory and can have both positive and negative results. **Therefore, the sum of the numbers in each column will be larger than the total number of people tested.**

| Reporting lab | Inconclusive | Negative | Positive | Percent positive | Total |
|---|--------------|----------|----------|------------------|-------|
| NEW GEN LABS | | | 3 | 100% | 3 |
| MARION COUNTY FIRE RESCUE | | 3 | | | 3 |
| TERRACE OF ST CLOUD, THE | | 2 | 1 | 33% | 3 |
| FAMILY TREE MEDICAL GROUP PA | | 2 | 1 | 33% | 3 |
| TAMPA | | 1 | 2 | 67% | 3 |
| WYOMING DEPT OF HEALTH | | | 3 | 100% | 3 |
| SPRING LAKE REHABILITATION CENTER | | | 3 | 100% | 3 |
| LINCOLN MEDICAL CENTER | | 3 | | | 3 |
| SPARROW CENTRAL LAB | | | 3 | 100% | 3 |
| TAYLOR MANOR | | 1 | 2 | 67% | 3 |
| CVS CT750POCT ENFIELD | | 3 | | | 3 |
| FIRST CARE - MIDDLESBORO | | | 3 | 100% | 3 |
| Kroger 093 - The Little Clinic Stapleton | | 2 | 1 | 33% | 3 |
| EXCEL URGENT CARE OF NJ, LLC | | 1 | 2 | 67% | 3 |
| CHILDREN'S HEALTHCARE OF ATLANTA AT EG | | 3 | | | 3 |
| CVS MI8091POCT FRASER | | 2 | 1 | 33% | 3 |
| CVS IL2297144CV CHICAGO | | 3 | | | 3 |
| FOUR WINDS BEHAVIORAL HEALTH | | 3 | | | 3 |
| CVS AZ9290POCT PHOENIX | | 3 | | | 3 |
| ROYAL PALM RETIREMENT CENTRE | | 3 | | | 3 |
| NASSAU COUNTY HEALTH DEPARTMENT | | 3 | | | 3 |
| EASTERN NEW MEXICO MEDICAL CENTER | | 3 | | | 3 |
| Maryfield Inc. dba Pennybyrn | | 3 | | | 3 |
| WOMACK ARMY MEDICAL CENTER | | | 3 | 100% | 3 |
| RAPID CITY RUGENT CARE | | | 3 | 100% | 3 |
| ADVICE FOR OPTIMAL WELLNESS, INC | | | 3 | 100% | 3 |
| CENTRAL JERSEY URGENT CARE OF BROWN MI | | 3 | | | 3 |
| ADVANCED URGENT CARE CENTER OF THE UPPER KEYS | | 1 | 2 | 67% | 3 |
| 2412 LEBANON PIKE | | 2 | 1 | 33% | 3 |
| MEDEXPRESS URGENT CARE - LITTLE ROCK | | 2 | 1 | 33% | 3 |
| EFFINGHAM HOSP, INC, DBA EFFINGHAM HEALTH | | 3 | | | 3 |
| NORTHCREST MEDICAL CENTER | | 1 | 2 | 67% | 3 |
| SOUTH MIAMI HOSPITAL | | | 3 | 100% | 3 |
| ORLANDO AIRPORT DIALYSIS | | 3 | | | 3 |
| DOCTOR 4 U CLINIC | | 1 | 2 | 67% | 3 |
| AVANTE INVERNESS | | 1 | 2 | 67% | 3 |
| CRISP REGIONAL HOSPITAL | | 3 | | | 3 |
| TIFT REGIONAL HLTH SYSTEM, INC DBA SOU | | 3 | | | 3 |
| WALGREENS #05477 | | 3 | | | 3 |
| RCA LABORATORY SERVICES LLC | | | 3 | 100% | 3 |
| MIDDLETON PEDIATRICS | | | 3 | 100% | 3 |
| LIVINGSTON COUNTY DEPT OF HEALTH REPRO | | | 3 | 100% | 3 |
| LEESBURG COMMUNITY HEALTH CENTERS | | | 3 | 100% | 3 |
| MEDEXPRESS URGENT CARE - BECKLEY | | 1 | 2 | 67% | 3 |
| SOUTH COUNTY MENTAL HEALTH CENTER INC | | | 3 | 100% | 3 |
| ST. PETERSBURG PEDIATRICS- 38TH AVENUE | | | 3 | 100% | 3 |

COVID-19: testing by laboratory

Data through Apr 6, 2021 verified as of Apr 7, 2021 at 09:25 AM

Data in this report are provisional and subject to change.

The numbers in the table below represent the number of Florida and non-Florida residents for whom test results were received by the Department of Health. A person can be tested by more than one laboratory and can have both positive and negative results. **Therefore, the sum of the numbers in each column will be larger than the total number of people tested.**

| Reporting lab | Inconclusive | Negative | Positive | Percent positive | Total |
|---|--------------|----------|----------|------------------|-------|
| HALIFAX HEALTH CARE FOR WOMEN | | 3 | | | 3 |
| ADVENT HEALTH - CENTRAL PASCO ER | | | 3 | 100% | 3 |
| NORTH SHORE HOSP. INFECTION CONTROL | | | 3 | 100% | 3 |
| OMNI HEALTHCARE INC | | 1 | 2 | 67% | 3 |
| HEARTLAND - CHARLESTON OF HANAHAN SC, | | 3 | | | 3 |
| MID-FLORIDA PATHOLOGY LLC - MOBILE UNIT # 3 | | 1 | 2 | 67% | 3 |
| CANDLER HOSPITAL PATHOLOGY LABORATORY | | 2 | 1 | 33% | 3 |
| Englewood Health and Rehab | | | 3 | 100% | 3 |
| PARRISH MEDICAL CENTER-WAIVED TESTING | | 3 | | | 3 |
| CVS TX5807POCT PEARLAND | | 3 | | | 3 |
| BOSTON MEDICAL CENTER | | | 3 | 100% | 3 |
| CVS PHARMACY INC DBA CVS/PHARMACY #10908 | | 3 | | | 3 |
| HOPE HEALTH CARE, LLC | | 3 | | | 3 |
| ST LUKES HOSPITAL LABORATORY | | 2 | 1 | 33% | 3 |
| MINUTECLINIC, LLC #05814 | | 3 | | | 3 |
| CVS MA920POCT CLINTON | | 3 | | | 3 |
| DASCENA LAB | | | 3 | 100% | 3 |
| QUEST DIAGNOSTICS CLINICAL LABORATORIES INC | | 2 | 1 | 33% | 3 |
| SUNDALE NURSING HOME | | 3 | | | 3 |
| MINUTECLINIC DIAGNOSTIC PA #3344 | | 3 | | | 3 |
| 320 S TRANSIT ST | | 3 | | | 3 |
| CVS MO10151POCT SPRINGFIELD | | 2 | 1 | 33% | 3 |
| MEDEXPRESS URGENT CARE-WILKINS TOWNSHIP, WILLIAM PENN HIGHWAY | | 3 | | | 3 |
| PIEDMONT FAYETTE HOSPITAL | | 2 | 1 | 33% | 3 |
| BREVARD FAMILY WALK IN CLINIC | | | 3 | 100% | 3 |
| CLARA MAASS TRANSITIONAL CARE UNIT | | 3 | | | 3 |
| INTERNAL MEDICINE & PEDIATRICS WELLNESS CENTER | | | 3 | 100% | 3 |
| APEX CLINICAL LABORATORIES INC | | 3 | | | 3 |
| ADVENTHEALTH IMAGING LAKE NONA | | 1 | 2 | 67% | 3 |
| HARBORCHASE OF STUART | | | 3 | 100% | 3 |
| MEDEXPRESS URGENT CARE - ANDERSON | | 3 | | | 3 |
| SCRIPPS CLINIC MEDICAL | | | 3 | 100% | 3 |
| COMMUNICABLE DISEASE CONTROL/PUBLIC HEALTH EMERGENCY PREPAREDNESS | | | 3 | 100% | 3 |
| CGH MEDICAL CENTER | | | 3 | 100% | 3 |
| INTERNAL MEDICINE AND WOUND CARE SPECIALIST LLC | | 3 | | | 3 |
| Concordia Village of Tampa | | | 3 | 100% | 3 |
| LIFELINK OF FLORIDA | | 1 | 2 | 67% | 3 |
| Kroger 388 - The Little Clinic Braelinn Village | | 3 | | | 3 |
| COVANCE CLS | | | 3 | 100% | 3 |
| FLORIDA MEDICAL ASSOCIATES | | 3 | | | 3 |
| SINAI POST ACUTE NURSING AND REHAB CE | | 3 | | | 3 |
| CVS IL2798POCT CHICAGO | | 1 | 2 | 67% | 3 |
| CCRX OF NORTH CAROLINA, LLC | | 2 | 1 | 33% | 3 |
| ONslow MEMORIAL HOSPITAL LABORATORY | | 3 | | | 3 |
| CVS PA2688POCT COLLEGEVILLE | | 3 | | | 3 |
| PREMIER CLINICAL RESEARCH INSTITUTE INC | | | 3 | 100% | 3 |

COVID-19: testing by laboratory

Data through Apr 6, 2021 verified as of Apr 7, 2021 at 09:25 AM

Data in this report are provisional and subject to change.

The numbers in the table below represent the number of Florida and non-Florida residents for whom test results were received by the Department of Health. A person can be tested by more than one laboratory and can have both positive and negative results. **Therefore, the sum of the numbers in each column will be larger than the total number of people tested.**

| Reporting lab | Inconclusive | Negative | Positive | Percent positive | Total |
|---|--------------|----------|----------|------------------|-------|
| CVS MINUTE CLINIC DIAGNOSTIC MED GRP | | 3 | | | 3 |
| CVS NC2749POCT CONCORD | | 3 | | | 3 |
| MEMORIAL HERMANN | | | 3 | 100% | 3 |
| ASPIRUS WAUSAU HOSPITAL | | | 3 | 100% | 3 |
| CVS CT288POCT BRISTOL | | 2 | 1 | 33% | 3 |
| CVS NH2257POCT MANCHESTER | | 3 | | | 3 |
| COMMUNITY HEALTH CENTERS INC | | | 3 | 100% | 3 |
| MEDFUSION | | 2 | 1 | 33% | 3 |
| CENTURY LINK SPORTS COMPLEX | | | 3 | 100% | 3 |
| FELICIDAD MEDICAL CENTER INC | | | 3 | 100% | 3 |
| HOUSTON METHODIST HOSPITAL | | | 3 | 100% | 3 |
| AFFORDABLE PRIMARY CARE LLC | | 3 | | | 3 |
| HOMELAND CENTER | | 3 | | | 3 |
| ST. LUKE'S HOSPITAL - BETHLEHEM CAMPUS | | 1 | 2 | 67% | 3 |
| CVS IL4778POCT EVANSTON | | 3 | | | 3 |
| TRINITY PEDIATRICS | | | 3 | 100% | 3 |
| ROANE MEDICAL CENTER | | 2 | 1 | 33% | 3 |
| AMICUS MEDICAL CENTER LLC | | | 2 | 100% | 2 |
| SUMMIT URGENT CARE PS | | | 2 | 100% | 2 |
| ST JOSEPH'S HOSPITAL INC | | | 2 | 100% | 2 |
| FHCP ASC - ORANGE CITY | | | 2 | 100% | 2 |
| RENE F CEDENO DMD PA | | 2 | | | 2 |
| CLEVELAND CLINIC FLORIDA LABORATORY | | | 2 | 100% | 2 |
| ADVENTHEALTH EAST ORLANDO EMPLOYEE CLINIC | | 2 | | | 2 |
| NEWTON MEMORIAL HOSPITAL | | 2 | | | 2 |
| INTEGRITY CLINICAL RESEARCH CENTER INC | | 1 | 1 | 50% | 2 |
| PUBLIX PHARMACY #1048 | | 2 | | | 2 |
| MEMORIAL SLOAN KETTERING CANCER CENTER | | 1 | 1 | 50% | 2 |
| MEDEXPRESS URGENT CARE - BENTON | | 2 | | | 2 |
| UMHC HOLLYWOOD LABORATORY | | | 2 | 100% | 2 |
| WELLSTAR WEST GEORGIA MEDICAL CENTER | | 2 | | | 2 |
| REHOBOTH MCKINLEY CHRISTIAN HOSPITAL | | 2 | | | 2 |
| PALM BEACH DIABETES & ENDOCRINE SPECIALISTS PA | | | 2 | 100% | 2 |
| DALLAS BAPTIST UNIVERSITY - HEALTH SERVICES | | | 2 | 100% | 2 |
| NORTHSIDE FAMILY MEDICINE AND URGENT CARE (CUMMING) | | 2 | | | 2 |
| Buena Vista Care Center | | 2 | | | 2 |
| MINUTECLINIC DIAG OF IND, LLC #4368 | | 2 | | | 2 |
| HOME CARE PHARMACY OF PALM COAST INC | | 2 | | | 2 |
| MARYWOOD NURSING CARE CENTER | | 2 | | | 2 |
| MORRISTOWN MEMORIAL HOSPITAL | | 2 | | | 2 |
| INTERNAL MEDICINE SPECIALISTS MEDICAL GROUP, PA | | 2 | | | 2 |
| STARR COUNTY MEMORIAL HOSPITAL | | | 2 | 100% | 2 |
| CVS SC4382POCT SPARTANBURG | | 2 | | | 2 |
| EXPRESS CARE OF THE SHOALS | | 1 | 1 | 50% | 2 |
| MAURY REGIONAL MEDICAL CENTER | | 2 | | | 2 |
| Bethel Lutheran Home | | 2 | | | 2 |

COVID-19: testing by laboratory

Data through Apr 6, 2021 verified as of Apr 7, 2021 at 09:25 AM

Data in this report are provisional and subject to change.

The numbers in the table below represent the number of Florida and non-Florida residents for whom test results were received by the Department of Health. A person can be tested by more than one laboratory and can have both positive and negative results. **Therefore, the sum of the numbers in each column will be larger than the total number of people tested.**

| Reporting lab | Inconclusive | Negative | Positive | Percent positive | Total |
|--|--------------|----------|----------|------------------|-------|
| CHRISTUS SPOHN HOSPITAL | | | 2 | 100% | 2 |
| METHODIST HEALTHCARE UNIVERSITY HOSPIT | | 2 | | | 2 |
| St. Luke's Care Center | | 2 | | | 2 |
| THOMASVILLE REGIONAL MEDICAL CENTER | | 2 | | | 2 |
| CITRUS DERMATOLOGY | | | 2 | 100% | 2 |
| LABTOX LABORATORIES | | | 2 | 100% | 2 |
| NORTH COUNTRY FAMILY HEALTH CENTER INC | | 2 | | | 2 |
| ALL PEDIATRIC CARE PA | | | 2 | 100% | 2 |
| MEDEXPRESS URGENT CARE - SPRINGDALE, S 40TH STREET | | 2 | | | 2 |
| HARRINGTON PARK HEALTH AND REHAB | | 2 | | | 2 |
| STANFORD HEALTH CARE ANATOMIC PATHOLOGY & CLINICAL LAB | | | 2 | 100% | 2 |
| JACKSON LABORATORY OF GENOMIC MEDICINE | | 2 | | | 2 |
| VA OUTPATIENT PHARMACY | | | 2 | 100% | 2 |
| PT&J REHAB LLC | | 1 | 1 | 50% | 2 |
| SHORE MEDICAL CENTER | | 2 | | | 2 |
| ManorCare Health Services Peters Township | | 2 | | | 2 |
| BERNHARDT LABORATORIES INC | | | 2 | 100% | 2 |
| Green Mountain Nursing and Rehabilitation | | 2 | | | 2 |
| BAYCARE OUTREACH LAB | | | 2 | 100% | 2 |
| GARDENS PEDIATRICS | | | 2 | 100% | 2 |
| PLAINS REGIONAL MEDICAL CENTER | | 2 | | | 2 |
| CHNJ | | 2 | | | 2 |
| Avanti Wellness and Rehab | | | 2 | 100% | 2 |
| INA | | 1 | 1 | 50% | 2 |
| MOBILE COUNTY HEALTH DEPARTMENT | | 1 | 1 | 50% | 2 |
| BLOSSOMS ASSISTED LIVING 1 LLC | | | 2 | 100% | 2 |
| UWMC MONTLAKE DEPT OF LAB MED | | | 2 | 100% | 2 |
| ATHENA CARE RESOURCES LLC | | 2 | | | 2 |
| FLORIDA MEDICAL CENTER | | | 2 | 100% | 2 |
| DEPT OF HEALTH | | | 2 | 100% | 2 |
| MAWD PATHOLOGY GROUP | | | 2 | 100% | 2 |
| STUDENT HEALTH SERVICES | | | 2 | 100% | 2 |
| SCIENTIFIC LABORATORY COMPANY | | 2 | | | 2 |
| FLORIDA DEPARTMENT OF HEALTH (FDOH) | | | 2 | 100% | 2 |
| GIGI WOOD DAVIS DO-FAMILY MEDICINE | | 2 | | | 2 |
| SALEM VAMC | | 2 | | | 2 |
| ADVENTHEALTH MEDICAL GROUP FAMILY AND INTERNAL | | 1 | 1 | 50% | 2 |
| CAREWELL JW - WORCESTER LNC | | | 2 | 100% | 2 |
| ENVOY OF FORK UNION, LLC DBA ENVOY AT THE VILLAGE | | 2 | | | 2 |
| BOSTON PUBLIC HEALTH COMMISSION | | | 2 | 100% | 2 |
| PRIMACARE MEDICAL LAKEWOOD | | | 2 | 100% | 2 |
| HOLY FAMILY MEDICAL CENTER | | 1 | 1 | 50% | 2 |
| NORTHSIDE FAMILY MEDICINE AND URGENT CARE (EAST COBB) | | 2 | | | 2 |
| PALM BEACH DIGESTIVE ASSOCIATES | | | 2 | 100% | 2 |
| Macon Valley Nursing and Rehabilitation Center | | 2 | | | 2 |
| PALM CITY NURSING AND REHAB CENTER | | | 2 | 100% | 2 |

COVID-19: testing by laboratory

Data through Apr 6, 2021 verified as of Apr 7, 2021 at 09:25 AM

Data in this report are provisional and subject to change.

The numbers in the table below represent the number of Florida and non-Florida residents for whom test results were received by the Department of Health. A person can be tested by more than one laboratory and can have both positive and negative results. **Therefore, the sum of the numbers in each column will be larger than the total number of people tested.**

| Reporting lab | Inconclusive | Negative | Positive | Percent positive | Total |
|--|--------------|----------|----------|------------------|-------|
| PROSPECT URGENT CARE | | | 2 | 100% | 2 |
| WELL HEALTH LABS | | | 2 | 100% | 2 |
| CVS NV5286POCT HENDERSON | | 2 | | | 2 |
| MINUTECLINIC DIAG OF IND, LLC #6250 | | 2 | | | 2 |
| Q ALL CARE MEDICAL PC | | 2 | | | 2 |
| Wetumpka Health and Rehab, LLC | | 2 | | | 2 |
| SOUTHEAST GEORGIA HEALTH SERVICES, LLC | | 2 | | | 2 |
| BLUEWATER TOXICOLOGY | | | 2 | 100% | 2 |
| GERM BUSTERS 911 LLC | | | 2 | 100% | 2 |
| ATLAS GENOMICS | | | 2 | 100% | 2 |
| LPG PRIMARY CARE AT LABELLE | | 1 | 1 | 50% | 2 |
| PM PEDIATRICS OF BAYSIDE PLLC - HOPEWELL JUNCTION | | 2 | | | 2 |
| CVS NJ1927POCT GREEN BROOK | | 2 | | | 2 |
| BROOKS -TLC HOSPITAL SYSTEM | | | 2 | 100% | 2 |
| SYNEOS HEALTH | | | 2 | 100% | 2 |
| SIMPLY HEALTHCARE AND WELLNESS CLINIC, PC | | | 2 | 100% | 2 |
| CVS MA1877POCT NORTON | | 2 | | | 2 |
| MINUTECLINIC DIAGNOSTIC MEDICAL | | 2 | | | 2 |
| TENNESSEE DEPARTMENT OF HEALTH (TDH) - REGIONAL LABORATORY | | | 2 | 100% | 2 |
| THE WINDSOR ORTEGA | | 2 | | | 2 |
| JRS LABORATORY | | | 2 | 100% | 2 |
| SUNSHINE PHARMACY | | 2 | | | 2 |
| SYLVAN NURSING | | | 2 | 100% | 2 |
| CVS SC7567POCT BOILING SPRINGS | | 1 | 1 | 50% | 2 |
| Van Wert Manor | | 2 | | | 2 |
| CLEVELAND CLINIC IMAGING | | | 2 | 100% | 2 |
| SUNCOAST BLOOD BANK | | | 2 | 100% | 2 |
| UC CORAL GABLES | | | 2 | 100% | 2 |
| BAPTIST HEALTHCARE - LAKEVIEW CENTER INC | | 2 | | | 2 |
| RICHICHI FAMILY HEALTH | | | 2 | 100% | 2 |
| MEDAILLE COLLEGE WELLNESS CENTER | | 2 | | | 2 |
| CVS MO8581POCT BLUE SPRINGS | | 1 | 1 | 50% | 2 |
| EXCEPTIONAL EMERGENCY CENTER - AMARILLO | | | 2 | 100% | 2 |
| CVS NC2559POCT CHARLOTTE | | 2 | | | 2 |
| ELITE MEDICAL LABORATORY SOLUTIONS LLC | | | 2 | 100% | 2 |
| WillowBrooke Court at Westminster Village | | 2 | | | 2 |
| POPLAR HEALTHCARE | | | 2 | 100% | 2 |
| LAREDO EMERGENCY ROOM | | | 2 | 100% | 2 |
| MEDEXPRESS URGENT CARE - LINCOLN N 26T | | 2 | | | 2 |
| ROCKWALL URGENT CARE | | | 2 | 100% | 2 |
| MANISTEE COUNTY MEDICAL CARE FACILITY | | 2 | | | 2 |
| JASPER MEMORIAL HOSPITAL | | 1 | 1 | 50% | 2 |
| Domiciliary Rehab & Residential Treatment Program | | 2 | | | 2 |
| PRIMARY CARE SERVICES AT EDGEWATER | | 2 | | | 2 |
| BELL-MINOR HOME | | 2 | | | 2 |
| Kroger 853 - The Little Clinic East Broad Street | | 2 | | | 2 |

COVID-19: testing by laboratory

Data through Apr 6, 2021 verified as of Apr 7, 2021 at 09:25 AM

Data in this report are provisional and subject to change.

The numbers in the table below represent the number of Florida and non-Florida residents for whom test results were received by the Department of Health. A person can be tested by more than one laboratory and can have both positive and negative results. **Therefore, the sum of the numbers in each column will be larger than the total number of people tested.**

| Reporting lab | Inconclusive | Negative | Positive | Percent positive | Total |
|---|--------------|----------|----------|------------------|-------|
| KJ MEDICAL PRACTICE PC | | 2 | | | 2 |
| HUMILITY OF MARY HEALTH PARTNERS | | | 2 | 100% | 2 |
| NAVAL BRANCH MEDICAL CLINIC | | | 2 | 100% | 2 |
| CENTRAL FLORIDA FAMILY HEALTH CENTER | | 2 | | | 2 |
| ATLANTIC DIAGNOSTICS | | | 2 | 100% | 2 |
| MINUTECLINIC, DIAGNOSTIC OF TEXAS, LLC | | 2 | | | 2 |
| LILY PHARMACY | | 2 | | | 2 |
| WALGREENS #15495 | | 1 | 1 | 50% | 2 |
| STOP URGENT CARE | | | 2 | 100% | 2 |
| SOUTH HILLSBOROUGH CBOC | | | 2 | 100% | 2 |
| MINUTECLINIC DIAGNOSTIC OF OHIO #6192 | | 2 | | | 2 |
| STATCARE URGENT AND WALK-IN | | | 2 | 100% | 2 |
| SANITAS LAUDERDALE LAKES | | | 2 | 100% | 2 |
| NORTHSIDE FAMILY MEDICINE AND URGENT CARE (HOLLY SPRINGS) | | 2 | | | 2 |
| CROSSROADS URGENT CARE DBA URGENT TEA | | 2 | | | 2 |
| MEDEXPRESS URGENT CARE - WOODBURY | | | 2 | 100% | 2 |
| Kroger 687 - The Little Clinic Sugar Hill | | 1 | 1 | 50% | 2 |
| BAPTIST HOSPITAL LABORATORY | | | 2 | 100% | 2 |
| FLORIDA DEPARTMENT OF HEALTH IN ESCAMBIA COUNTY | | 1 | 1 | 50% | 2 |
| Kroger 519 - The Little Clinic Georgesville Square | | 2 | | | 2 |
| EAST CORE LAB | | | 2 | 100% | 2 |
| Chatham Nursing and Rehab Center | | 2 | | | 2 |
| Walgreens #9890 | | 2 | | | 2 |
| The Palms Nursing and Rehabilitation | | 1 | 1 | 50% | 2 |
| Kings County Hospital Center | | | 2 | 100% | 2 |
| MEMORIAL HOSPITAL OF TAMPA | | | 2 | 100% | 2 |
| HACKENSACK MERIDIAN URGENT CARE, PC | | 2 | | | 2 |
| SIGNAL DIAGNOSTICS DBA FLOWHEALTH LABS | | | 2 | 100% | 2 |
| SPRING HILL REGIONAL HOSPITAL | | | 2 | 100% | 2 |
| HEALTH FIRST MEDICAL GROUP | | | 2 | 100% | 2 |
| HOUSTON HEALTH DEPARTMENT - BUREAU OF LABORATORY SERVICES | | | 2 | 100% | 2 |
| CVS NC4169POCT FAYETTEVILLE | | 2 | | | 2 |
| SOUTHERN BREEZE HEALTHCARE | | 1 | 1 | 50% | 2 |
| SPRINGHILL SENIOR RESIDENCE | | 2 | | | 2 |
| TMH PHYSICIAN PARTNERS MONTICELLO | | 1 | 1 | 50% | 2 |
| SUNNYSIDE MANOR | | 2 | | | 2 |
| CVS MA2125POCT NATICK | | 1 | 1 | 50% | 2 |
| SHEPHERD CENTER CLINICAL LABORATORY | | 2 | | | 2 |
| HCA HOUSTON ER 24/7 | | | 2 | 100% | 2 |
| BIONIC TECHNOLOGIES CORPORATION | | | 2 | 100% | 2 |
| EVERYBODY'S FAMILY CLINIC | | 2 | | | 2 |
| KAISER SUNNYSIDE MEDICAL CTR LAB | | 2 | | | 2 |
| REELFOOT FAMILY WALK IN CLINIC - TIPT | | 2 | | | 2 |
| WOMENS CARE FLORIDA LLC-LABORATORY | | 2 | | | 2 |
| UNIVERSITY OF ILLINOIS HOSPITAL | | | 2 | 100% | 2 |
| UHEALTH CARDIOLOGY | | | 2 | 100% | 2 |

COVID-19: testing by laboratory

Data through Apr 6, 2021 verified as of Apr 7, 2021 at 09:25 AM

Data in this report are provisional and subject to change.

The numbers in the table below represent the number of Florida and non-Florida residents for whom test results were received by the Department of Health. A person can be tested by more than one laboratory and can have both positive and negative results. **Therefore, the sum of the numbers in each column will be larger than the total number of people tested.**

| Reporting lab | Inconclusive | Negative | Positive | Percent positive | Total |
|--|--------------|----------|----------|------------------|-------|
| HAWAII DEPARTMENT OF HEALTH | | | 2 | 100% | 2 |
| BICKERTON, DAWN | | 2 | | | 2 |
| CONEMAUGH MEMORIAL MEDICAL CENTER | | 2 | | | 2 |
| CVS OH4327POCT PAINESVILLE | | 2 | | | 2 |
| Kroger 409 - The Little Clinic Hebron Marketplace | | 1 | 1 | 50% | 2 |
| MEDEXPRESS URGENT CARE - CONWAY | | 2 | | | 2 |
| SENDER RETREAT ADULT DAY CARE CENTERS | | | 2 | 100% | 2 |
| MINUTECLINIC DIAGNOSTIC OF VIRGINIA, LLC #1980 | | 2 | | | 2 |
| SIMMONS | | | 2 | 100% | 2 |
| NEW BRIDGE MEDICAL CENTER | | 2 | | | 2 |
| SOUTHEASTERN IMMEDIATE CARE- MILLEDGEVILLE GA | | | 2 | 100% | 2 |
| Greystone Nursing and Rehab, LLC | | | 2 | 100% | 2 |
| PHYSICIANS LABORATORY SERVICES | | | 2 | 100% | 2 |
| DEBORAH HEART AND LUNG CENTER | | 2 | | | 2 |
| HCR MANOR CARE SERVICES OF FLORIDA III INC | | 2 | | | 2 |
| FLORIDA SCHOOL FOR THE DEAF & BLIND | | | 2 | 100% | 2 |
| PRIMARY HEALTH CARE ASSOCIATES INC | | | 2 | 100% | 2 |
| Timber Ridge Health Care Center | | | 2 | 100% | 2 |
| EXCUSED ABSENCE PLLC | | 2 | | | 2 |
| UNITY LONGPOND | | 2 | | | 2 |
| PEDIATRIC HEALTH CARE | | 1 | 1 | 50% | 2 |
| WALGREENS #06583 | | 2 | | | 2 |
| COVANCE | | | 2 | 100% | 2 |
| MC DIAGNOSTIC OF CONNECTICUT, PC #252 | | 1 | 1 | 50% | 2 |
| OMEGA RESEARCH CONSULTANTS | | | 2 | 100% | 2 |
| TANNER MEDICAL CENTER LABORATORY | | 2 | | | 2 |
| MEMORIAL HOSPITAL OF SOUTH BEND | | | 2 | 100% | 2 |
| CVS NV8784POCT LAS VEGAS | | 1 | 1 | 50% | 2 |
| MEMORIAL HOSPITAL OF CARBONDALE | | | 2 | 100% | 2 |
| ADVANTA ANALYTICAL LABORATORIES | | | 2 | 100% | 2 |
| NEIGHBORCARE PHARMACY SERVICES | | 2 | | | 2 |
| PHYSICIANS PREMIER | | | 2 | 100% | 2 |
| ADVANCED MEDICAL CARE | | | 2 | 100% | 2 |
| OLYMPUS HEALTH AND PERFORMANCE | | | 2 | 100% | 2 |
| APC PEDIATRICS | | | 2 | 100% | 2 |
| VELOCITY URGENT CARE | | | 2 | 100% | 2 |
| CVS TX7151POCT HUMBLE | | 2 | | | 2 |
| TWIN LAKES REHAB & HEALTHCARE | | 2 | | | 2 |
| MEDEXPRESS URGENT CARE - MYLAN | | | 2 | 100% | 2 |
| NEW YORK UNIVERSITY MEDICAL CENTER | | | 2 | 100% | 2 |
| COOK HOSPITAL AND CARE CENTER | | 1 | 1 | 50% | 2 |
| ANNE ARUNDEL MEDICAL CENTER | | | 2 | 100% | 2 |
| BUFFALO CROSSINGS HEALTHCARE AND REHABILITATION CENTER | | | 2 | 100% | 2 |
| WASHINGTON STATE DEPARTMENT OF HEALTH PUBLIC HEALTH LABORATORIES | | | 2 | 100% | 2 |
| MEDEXPRESS URGENT CARE - OMAHA N 72 ST | | 2 | | | 2 |
| FASTCARE LLC | | | 2 | 100% | 2 |

COVID-19: testing by laboratory

Data through Apr 6, 2021 verified as of Apr 7, 2021 at 09:25 AM

Data in this report are provisional and subject to change.

The numbers in the table below represent the number of Florida and non-Florida residents for whom test results were received by the Department of Health. A person can be tested by more than one laboratory and can have both positive and negative results. **Therefore, the sum of the numbers in each column will be larger than the total number of people tested.**

| Reporting lab | Inconclusive | Negative | Positive | Percent positive | Total |
|--|--------------|----------|----------|------------------|-------|
| Jacob's Creek Nursing and Rehabilitation Center | | 2 | | | 2 |
| MINUTE CLINIC DIAGNOSTIC OF KANSAS PA | | 2 | | | 2 |
| MEDICAL CENTER, THE | | 2 | | | 2 |
| WHITESANDS OUTPATIENT TREATMENT | | 2 | | | 2 |
| VANAYER HEALTHCARE AND REHAB CENTER | | 2 | | | 2 |
| CVS MA137POCT QUINCY | | 2 | | | 2 |
| MID AMERICA CLINICAL LABS | | | 2 | 100% | 2 |
| POMONA VALLEY COMMUNITY HOSPITAL | | | 2 | 100% | 2 |
| Absolut Care at Three Rivers | | 2 | | | 2 |
| SUMMERFIELD RETIREMENT LIVING, INC | | | 2 | 100% | 2 |
| HPH HOME CARE | | 1 | 1 | 50% | 2 |
| CARE 365 | | | 2 | 100% | 2 |
| Essex Center for Rehabilitation and Healthcare | | 2 | | | 2 |
| Warren Center for Rehabilitation and Nursing | | 2 | | | 2 |
| WillowBrooke Court at Southampton Estates | | 2 | | | 2 |
| Kroger 550 - The Little Clinic Bellevue | | 2 | | | 2 |
| Glenis Dr VA Outpatient Clinic | | 2 | | | 2 |
| ILLINOIS DEPT OF PUBLIC HEALTH LABS | | | 2 | 100% | 2 |
| JULIE STAATS DO | | 2 | | | 2 |
| MERCY CONVENIENT CARE | | | 2 | 100% | 2 |
| UF KANAPAH LAB BEAKER | | 2 | | | 2 |
| POINT OF CARE PRIVATE HEALTH MANAGEMENT | | | 2 | 100% | 2 |
| EXCELTOX LABORATORIES LLC | | 2 | | | 2 |
| CVS NE2741POCT LA VISTA | | 2 | | | 2 |
| BMC/JACSONVILLE | | 1 | 1 | 50% | 2 |
| DOCTORS HOSPITAL LAB MEDICAL OFFICE BUILDING | | | 2 | 100% | 2 |
| MD NOW URGENT CARE CENTER INC. | | | 2 | 100% | 2 |
| MOBILE HEALTH LABS LLC | | | 2 | 100% | 2 |
| PUTNAM COUNTY PUBLIC HEALTH UNIT | | 2 | | | 2 |
| UNIVERSITY OF TEXAS AT EL PASO, THE | | | 2 | 100% | 2 |
| FLAGLER PROFESSIONAL HEALTH CAE SERVICES INC | | 2 | | | 2 |
| ASANTE ROGUE REGIONAL MEDICAL CENTER L | | 2 | | | 2 |
| SOUTHERN TENNESSEE MEDICAL CENTER | | | 2 | 100% | 2 |
| MEMORIAL HERMANN HOSPITAL | | | 2 | 100% | 2 |
| BAYLOR SCOTT & WHITE COMPREHENSIVE WOUND | | | 2 | 100% | 2 |
| ST. VINCENT HOSPITAL | | | 2 | 100% | 2 |
| FKC AMELIA ISLAND DIALYSIS | | | 2 | 100% | 2 |
| WILLOW CREEK RETIREMENT CENTER | | 2 | | | 2 |
| PUBLIC HEALTH LABORATORY | 1 | | 1 | 50% | 2 |
| GEISINGER MEDICAL CENTER | | 2 | | | 2 |
| COX HEALTH SOUTH LAB | | 1 | 1 | 50% | 2 |
| BAPTIST HOSPITAL OF MIAMI MCI BROWARD LABORATORY | | | 2 | 100% | 2 |
| CVS NE8616POCT LINCOLN | | 1 | 1 | 50% | 2 |
| GOLISANO PEDIATRICS PORT CHARLOTTE HARBOR | | 2 | | | 2 |
| Delaware Court Healthcare Center | | 2 | | | 2 |
| FLORIDA MENTOR FAULKNER GROUP HOME | | | 2 | 100% | 2 |

COVID-19: testing by laboratory

Data through Apr 6, 2021 verified as of Apr 7, 2021 at 09:25 AM

Data in this report are provisional and subject to change.

The numbers in the table below represent the number of Florida and non-Florida residents for whom test results were received by the Department of Health. A person can be tested by more than one laboratory and can have both positive and negative results. **Therefore, the sum of the numbers in each column will be larger than the total number of people tested.**

| Reporting lab | Inconclusive | Negative | Positive | Percent positive | Total |
|---|--------------|----------|----------|------------------|-------|
| REGIONS HOSPITAL LABORATORY | | | 2 | 100% | 2 |
| Overton Brooks VAMC | | 2 | | | 2 |
| MINUTECLINIC DIAGNOSTIC PA #7110 | | 2 | | | 2 |
| CVS NC3514POCT STANLEY | | 2 | | | 2 |
| ADVENTHEALTH IMAGING PARTIN SETTLEMENT | | | 2 | 100% | 2 |
| BOND COMMUNITY HEALTH CENTER | | | 2 | 100% | 2 |
| CHESTERFIELD HEALTHCARE GROUP, INC | | 2 | | | 2 |
| FLORIDA CLINICAL LABORATORY INC | | | 2 | 100% | 2 |
| YOUTH AND YOU, INC | | 2 | | | 2 |
| Imboden Creek Living Center | | 2 | | | 2 |
| BROOKDALE ALTAMONTE SPRINGS | | | 2 | 100% | 2 |
| WARD MEMORIAL HOSPITAL | | 2 | | | 2 |
| Kroger 619 - The Little Clinic Hendersonville Indian Lake | | 2 | | | 2 |
| SMITH NORTHVIEW HOSPITAL LAB | | | 2 | 100% | 2 |
| TEXAS HEALTH CARE | | | 2 | 100% | 2 |
| LIFETIME FAMILY URGENT CARE | | | 2 | 100% | 2 |
| CRUC CMCH-COVID-19 | | 2 | | | 2 |
| CVS CA9823POCT SACRAMENTO | | 2 | | | 2 |
| FLORIDA MEDICAL CENTER OF CLEARWATER | | 2 | | | 2 |
| MEDEXPRESS URGENT CARE - LINCOLN VILLA | | 2 | | | 2 |
| CORTLAND PARK REHABILITATION AND NURSING CENTER | | 1 | 1 | 50% | 2 |
| BAPTIST HOSPITAL INTERNAL MEDICINE GULF BREEZE | | | 2 | 100% | 2 |
| RUST MEDICAL CENTER | | 2 | | | 2 |
| CARESPOT URGENT CARE | | 1 | 1 | 50% | 2 |
| PANCARE HEALTH - SNEADS ELEMENTARY | | | 2 | 100% | 2 |
| OUR LADY OF THE LAKE REGIONAL MEDICAL CENTER | | | 2 | 100% | 2 |
| LARKIN COMMUNITY HOSPITAL PALM SPRINGS CAMPUS | | 1 | 1 | 50% | 2 |
| SOWAL HEALTH & DRUG | | | 2 | 100% | 2 |
| University Center East | | | 2 | 100% | 2 |
| EASTERN NEW MEXICO UNIVERSITY STUDENT | | 2 | | | 2 |
| EXPRESSCARE URGENT CARE CENTER | | | 2 | 100% | 2 |
| VALHALLA MEDICS | | 2 | | | 2 |
| Kroger 412 - The Little Clinic Oxford | | 2 | | | 2 |
| DELRAY BEACH HEALTH CENTER | | | 2 | 100% | 2 |
| Oakmont of Katy Nursing and Rehabilitation | | 2 | | | 2 |
| STUART SURGERY CENTER, LLC | | | 2 | 100% | 2 |
| VA SALT LAKE CITY HCS | | 2 | | | 2 |
| Crowne Health Care of Mobile | | 2 | | | 2 |
| AFC URGENT CARE CLEVELAND | | | 2 | 100% | 2 |
| TLC MEDICAL | | | 2 | 100% | 2 |
| PRONTO URGENT CARE | | | 2 | 100% | 2 |
| Alden Des Plaines | | | 2 | 100% | 2 |
| LAB CORP OF AMER SAN DIEGO | | | 2 | 100% | 2 |
| Kroger 426 - The Little Clinic Suwanee | | 2 | | | 2 |
| FLORIDA KEYS PED & ADOLES CTR | | | 2 | 100% | 2 |
| WALGREENS #13605 | | 2 | | | 2 |

COVID-19: testing by laboratory

Data through Apr 6, 2021 verified as of Apr 7, 2021 at 09:25 AM

Data in this report are provisional and subject to change.

The numbers in the table below represent the number of Florida and non-Florida residents for whom test results were received by the Department of Health. A person can be tested by more than one laboratory and can have both positive and negative results. **Therefore, the sum of the numbers in each column will be larger than the total number of people tested.**

| Reporting lab | Inconclusive | Negative | Positive | Percent positive | Total |
|--|--------------|----------|----------|------------------|-------|
| DOCTORS CARE OF PALM COAST | | | 2 | 100% | 2 |
| DRR JMC URGENT CARE DONALD ROSS | | | 2 | 100% | 2 |
| RDX BIOSCIENCE INC | | | 2 | 100% | 2 |
| Beecher Manor Nursing and Rehabilitation Center | | 2 | | | 2 |
| SOUTH TAMPA AFTER HOURS CLINIC | | | 2 | 100% | 2 |
| INN AT LAPOSADA,THE | | | 2 | 100% | 2 |
| CVS OH6185POCT PICKERINGTON | | 2 | | | 2 |
| CARNEGIE HILL PEDIATRICS LLP | | 2 | | | 2 |
| Good Samaritan Society Waukon | | 2 | | | 2 |
| ST JOHN'S RIVERSIDE HOSPITAL | | 2 | | | 2 |
| PEDIATRICS IN NORTH FLORIDA PA | | | 2 | 100% | 2 |
| HEALTH NETWORK | | | 2 | 100% | 2 |
| CVS PA371POCT PHILADELPHIA | | 2 | | | 2 |
| Beth Shalom Home of Eastern Virginia | | 1 | 1 | 50% | 2 |
| CLEAR LAKE REGIONAL MEDICAL CENTER | | | 2 | 100% | 2 |
| CVS OH4301POCT NORTHFIELD | | 2 | | | 2 |
| Heartland Healthcare Center Boca Raton | | | 2 | 100% | 2 |
| MEDEXPRESS URGENT CARE - SPRINGFIELD, COOLEY ST | | 2 | | | 2 |
| Henry County Health and Rehabilitation | | 2 | | | 2 |
| MAYO CLINIC GROUP PRACTICE LABORATORY | | | 2 | 100% | 2 |
| PALMS OF FT MYERS,THE | | | 2 | 100% | 2 |
| HAILE MEDICAL GROUP PA | | 2 | | | 2 |
| HAMILTON CHD | | 2 | | | 2 |
| EAST GEORGIA REGIONAL MEDICAL CENTER | | 1 | 1 | 50% | 2 |
| The Suites at Western Home Communities | | 2 | | | 2 |
| ASCENSION ST MICHAEL'S HOSPITAL LAB | | 1 | 1 | 50% | 2 |
| WyndRidge Health & Rehabilitation | | 2 | | | 2 |
| URGENT CARE AND SURGERY CENTER | | | 2 | 100% | 2 |
| CARE NOW DENTON | | | 2 | 100% | 2 |
| SARASOTA MEMORIAL MEDICAL URGENT CARE CENTER | | | 2 | 100% | 2 |
| BAYSHORE MEDICAL CENTER | | | 2 | 100% | 2 |
| MILLERSVILLE UNIVERSITY HEALTH SERVICE | | 2 | | | 2 |
| MOORE CLINICAL RESEARCH INC | | | 2 | 100% | 2 |
| TULANE MEDICAL CENTER | | | 2 | 100% | 2 |
| CDK LIBERTY ENTERPRISES, LLC | | 2 | | | 2 |
| BAYCARE OUTREACH LAB WH SOUTH | | | 2 | 100% | 2 |
| GILA REGIONAL MEDICAL CENTER | | 2 | | | 2 |
| ACCESS MEDICAL GROUP OF TAMPA II, INC | | 2 | | | 2 |
| JUPITER PEDIATRIC ASSOCIATES, PA | | 1 | 1 | 50% | 2 |
| MINUTECLINIC DIAGNOSTIC, PA #10252 | | 2 | | | 2 |
| OAKMONT WEST- GREENVILLE SC | | 2 | | | 2 |
| PENINSULA REGIONAL MED CTR LAB | | | 2 | 100% | 2 |
| NOVA SOUTHEASTERN UNIVERSITY - STUDENT MEDICAL CTR | | | 2 | 100% | 2 |
| MEDEXPRESS URGENT CARE - DERBY N ROCK | | 2 | | | 2 |
| GULF COAST REGIONAL MEDICAL CARE | | 2 | | | 2 |
| MD NOW URGENT CARE MEDICAL CENTERS INC | | | 2 | 100% | 2 |

COVID-19: testing by laboratory

Data through Apr 6, 2021 verified as of Apr 7, 2021 at 09:25 AM

Data in this report are provisional and subject to change.

The numbers in the table below represent the number of Florida and non-Florida residents for whom test results were received by the Department of Health. A person can be tested by more than one laboratory and can have both positive and negative results. **Therefore, the sum of the numbers in each column will be larger than the total number of people tested.**

| Reporting lab | Inconclusive | Negative | Positive | Percent positive | Total |
|---|--------------|----------|----------|------------------|-------|
| VETERANS AFFAIRS MEDICAL CENTER - GREATER LOS ANGELES | | | 2 | 100% | 2 |
| Covington Care Nursing and Rehabilitation | | 2 | | | 2 |
| RAJ K PAI MD PA | | | 2 | 100% | 2 |
| HERNANDO CHILDREN'S | | | 2 | 100% | 2 |
| CVS MA41POCT TAUNTON | | 2 | | | 2 |
| ONTARIO COUNTY PUBLIC HEALTH | | 2 | | | 2 |
| CROSSROADS | | | 2 | 100% | 2 |
| MEDEXPRESS URGENT CARE - BROOKHAVEN | | 2 | | | 2 |
| CVS AZ33POCT TEMPE | | 2 | | | 2 |
| LOWELL GENERAL HOSPITAL | | | 2 | 100% | 2 |
| WE CARE HOME HEALTH SOLUTIONS LLC | | | 2 | 100% | 2 |
| MASSENA HOSPITAL LABORATORY | | 2 | | | 2 |
| SPECTRA EAST INC | | 1 | 1 | 50% | 2 |
| RAPID MD | | | 2 | 100% | 2 |
| THE RIM URGENT CARE | | | 2 | 100% | 2 |
| First Care Living Center/Essentia Health | | | 2 | 100% | 2 |
| EXCEL URGENT CARE OF PARAMUS LLC | | 2 | | | 2 |
| CITRUS PARK | | | 2 | 100% | 2 |
| CVS IN8639POCT TERRE HAUTE | | 2 | | | 2 |
| MIDLAND MEMORIAL HOSPITAL | | | 2 | 100% | 2 |
| PALM WEST INTERNIST PA | | | 2 | 100% | 2 |
| MEDEXPRESS URGENT CARE - WEXFORD | | 2 | | | 2 |
| WALKONCLINIC | | | 2 | 100% | 2 |
| CVS MA1022POCT CAMBRIDGE | | 2 | | | 2 |
| MEDSTAR HARBOR HOSPITAL | | | 2 | 100% | 2 |
| FIRST PREVENTION AND DIALYSIS CENTER LLC | | | 2 | 100% | 2 |
| VA CBOC | | | 2 | 100% | 2 |
| GOUVERNEUR HOSPITAL LABORATORY | | 2 | | | 2 |
| BERGEN COUNTY SURGICAL AND ENDOSCOPY CENTER | | 2 | | | 2 |
| ARLINGTON DIALYSIS CENTER LLC | | 2 | | | 2 |
| Iron County Medical Care Facility | | 2 | | | 2 |
| SHELL POINT HOME HEALTH | | | 2 | 100% | 2 |
| LONG, SARAH | | 1 | 1 | 50% | 2 |
| VALLEY BAPTIST MEDICAL CENTER: BROWNSVILLE | | | 2 | 100% | 2 |
| UNIVERSITY OF MISSOURI HEALTH CARE | | | 2 | 100% | 2 |
| CVS IN6608POCT NEW PALESTINE | | | 2 | 100% | 2 |
| ROYAL OAK MEDICAL CENTER LLC DBA CHARACTER FAMILY | | | 2 | 100% | 2 |
| ALVERNO CLINICAL LABORATORIES | | | 2 | 100% | 2 |
| MEDEXPRESS URGENT CARE - ROSS TOWNSHIP | | 2 | | | 2 |
| ASHLEY PEDIATRICS | | | 2 | 100% | 2 |
| CPL LABS | | | 2 | 100% | 2 |
| PLASMA MED RESEARCH DBA | | 2 | | | 2 |
| IN AND OUT URGENT CARE | | | 2 | 100% | 2 |
| PATIENT FIRST MEDICAL CENTER-CARYTOWN | | | 2 | 100% | 2 |
| A+ URGENT/PRIMARY CARE | | | 2 | 100% | 2 |
| LAKE BALDWIN | | | 2 | 100% | 2 |

COVID-19: testing by laboratory

Data through Apr 6, 2021 verified as of Apr 7, 2021 at 09:25 AM

Data in this report are provisional and subject to change.

The numbers in the table below represent the number of Florida and non-Florida residents for whom test results were received by the Department of Health. A person can be tested by more than one laboratory and can have both positive and negative results. **Therefore, the sum of the numbers in each column will be larger than the total number of people tested.**

| Reporting lab | Inconclusive | Negative | Positive | Percent positive | Total |
|--|--------------|----------|----------|------------------|-------|
| Virginia Gay Nursing and Rehab | | 2 | | | 2 |
| GULF COAST MEDICAL CENTER RESPIRATORY CARE | | | 2 | 100% | 2 |
| SOUTHERN SURGICAL ARTS | | 2 | | | 2 |
| MARCO ISLAND HOSPITAL INC D/B/A | | 1 | 1 | 50% | 2 |
| NEW YORK PSYCHIATRIC INSTITUTE | | 2 | | | 2 |
| UNIVERSITY OF MIAMI HOSPITALS & CLINIC | | | 2 | 100% | 2 |
| ACKERMAN CANCER CENTER | | 2 | | | 2 |
| TRUE HEALTH INC | | | 2 | 100% | 2 |
| CEDARS-SINAI MEDICAL CENTER | | | 2 | 100% | 2 |
| MANASOTA PEDIATRICS | | | 2 | 100% | 2 |
| GRACE HEALTHCARE OF LAKE WALES | | 1 | 1 | 50% | 2 |
| Kroger 596 - The Little Clinic Brentwood | | 2 | | | 2 |
| EXPRESS CARE WALK-IN CLINIC | | | 2 | 100% | 2 |
| CVS OH2381POCT LEWIS CENTER | | 2 | | | 2 |
| JEFFERSON WASHINGTON TOWNSHIP HOSPITAL | | 2 | | | 2 |
| RURAL/METRO MIDSOUTH, | | 2 | | | 2 |
| KIVA AT MOUNT DORA | | | 2 | 100% | 2 |
| ONE MEDICAL GROUP | | 1 | 1 | 50% | 2 |
| BIOMAT USA | | | 2 | 100% | 2 |
| PIEDMONT WALTON HOSPITAL | | 2 | | | 2 |
| CARE ATC SUN HYDRAULICS TALLAVAST | | | 2 | 100% | 2 |
| UNIVERSITY OF MIAMI SCCC RESEARCH LABORATORY | | | 2 | 100% | 2 |
| FLORIDA MEDICAL CLINIC IM LUTz | | | 2 | 100% | 2 |
| PM PEDIATRICS OF BAYSIDE, PLLC - RIVE | | 2 | | | 2 |
| MEDEXPRESS URGENT CARE - EWING | | 2 | | | 2 |
| ADVANCED MEDICAL OF FLORIDA | | | 2 | 100% | 2 |
| BAYLOR COLLEGE OF MEDICINE | | | 2 | 100% | 2 |
| FLORIDA MEDICAL CLINIC RADIOLOGY DALE MABRY | | 2 | | | 2 |
| UNIVERSITY OF MN MEDICAL CENTER EAST CAMPUS | | | 2 | 100% | 2 |
| PALM COAST DIALYSIS | | 2 | | | 2 |
| EMORY JOHNS CREEK HOSPITAL | | 2 | | | 2 |
| UK HEALTHCARE | | | 2 | 100% | 2 |
| CHI MEMORIAL PRIMARY CARE ASSOCIATES-A | | 2 | | | 2 |
| SUNBRIDGE CARE & REHAB FOR DECATUR | | 2 | | | 2 |
| DURAND SENIOR CARE & REHAB CENTER | | 2 | | | 2 |
| MAYO CLINIC COUMADIN CLINIC LABORATORY | | 1 | 1 | 50% | 2 |
| MEDLOGIC, LLC | | 2 | | | 2 |
| MINUTECLINIC #1773 | | 2 | | | 2 |
| SWEETWATER NURSING CENTER | | 2 | | | 2 |
| Kroger 549 - The Little Clinic Clinton Highway | | 2 | | | 2 |
| Life Care Center of Elyria | | 2 | | | 2 |
| PREMIER FAMILY CARE I, INC | | | 2 | 100% | 2 |
| JUST BELIEVE RECOVERY CENTER | | | 2 | 100% | 2 |
| ALBUQUERQUE - AMG SPECIALTY HOSPITAL | | 2 | | | 2 |
| NEMOURS CHILDREN'S PRIMARY CARE THE VILLAGES | | 2 | | | 2 |
| LEGACY ER & URGENT CARE - FRISCO WEST | | | 2 | 100% | 2 |

COVID-19: testing by laboratory

Data through Apr 6, 2021 verified as of Apr 7, 2021 at 09:25 AM

Data in this report are provisional and subject to change.

The numbers in the table below represent the number of Florida and non-Florida residents for whom test results were received by the Department of Health. A person can be tested by more than one laboratory and can have both positive and negative results. **Therefore, the sum of the numbers in each column will be larger than the total number of people tested.**

| Reporting lab | Inconclusive | Negative | Positive | Percent positive | Total |
|---|--------------|----------|----------|------------------|-------|
| JOHN D. ARCHBOLD MEM. HOSPITAL | | | 2 | 100% | 2 |
| PARKRIDGE MEDICAL CENTER | | | 2 | 100% | 2 |
| VAULT MEDICAL SERVICES | | 1 | 1 | 50% | 2 |
| SHANDS JACKSONVILLE CLINICAL CENTER | | 1 | 1 | 50% | 2 |
| Camellia Gardens | | 2 | | | 2 |
| ESCANDON DIAGNOSTIC CLINIC | | | 2 | 100% | 2 |
| MINUTECLINIC DIAGNOSTIC, PA | | 2 | | | 2 |
| MIDDLE TENN MENTAL HEALTH INSTITUTE | | 2 | | | 2 |
| VOLUNTEERS OF AMERICA OF FLORIDA | | | 2 | 100% | 2 |
| FLORIDA PRIMARY CARE CENTER PA | | 2 | | | 2 |
| ST JOSEPHS HOSPITAL PATHOLOGY LAB | | 2 | | | 2 |
| RAPID RESULT CORP LLC | | 1 | 1 | 50% | 2 |
| SCDHEC BUREAU OF LABORATORIES | | | 2 | 100% | 2 |
| EASTSIDE SPORTS COMPLEX | | | 2 | 100% | 2 |
| SOUTHSIDE FAMILY MEDICAL | | 2 | | | 2 |
| UMASS MEMORIAL MEDICAL CENTER, INC | | 1 | 1 | 50% | 2 |
| NEMOURS CHILDRENS PRIMARY CARE | | | 2 | 100% | 2 |
| NEMOURS CHILDREN'S PRIMARY CARE OF VERO BEACH | | | 2 | 100% | 2 |
| BRENTWOOD AT FORE RANCH | | | 2 | 100% | 2 |
| Lenawee Medical Care Facility | | 2 | | | 2 |
| GRASSY SPRAIN PHARMACY INC | | 2 | | | 2 |
| Tuscola County Medical Care Community | | 2 | | | 2 |
| The Laurels of Hendersonville | | 2 | | | 2 |
| CVS OH398OPOCT KENT | | 2 | | | 2 |
| Kroger 127 - The Little Clinic Lakewood-Alameda | | 2 | | | 2 |
| ST. JOSEPH REGIONAL MEDICAL CENTER | | | 2 | 100% | 2 |
| INSPIRE HEALTHCARE CENTER | | | 2 | 100% | 2 |
| MINUTECLINIC MINUTECLINIC #4978 | | 1 | 1 | 50% | 2 |
| QUEST DIAGNOSTICS INCORPORATED | | | 2 | 100% | 2 |
| ROUTE 16 PHARMACY LLC DBA HOLLAND PHAR | | 2 | | | 2 |
| SANTA ROSA COUNTY HEALTH DEPARTMENT | | | 2 | 100% | 2 |
| THE HOSPITAL OF PROVIDENCE EMERGENCY ROOM | | | 2 | 100% | 2 |
| PM PEDIATRICS OF BAYSIDE PLLC - BELLER | | 2 | | | 2 |
| SAWGRASS PEDIATRIC PARTNERS LLC | | | 2 | 100% | 2 |
| MEASE COUNTRYSIDE HOSPITAL CARDIAC REH | | | 2 | 100% | 2 |
| MEDICAL ASSOCIATES OF BREVARD LLC | | 1 | 1 | 50% | 2 |
| DELAWARE DIAGNOSTICS LABS | | | 2 | 100% | 2 |
| PREVENTIVE HEALTH PARTNERS I L S C | | 2 | | | 2 |
| DEVLAB, LLC | | | 2 | 100% | 2 |
| CVS NH6596POCT HAMPTON | | 2 | | | 2 |
| LAWRENCE GENERAL HOSPITAL | | | 2 | 100% | 2 |
| Lake Charles Healthcare LLC dba Landmark Lake Charles | | | 2 | 100% | 2 |
| Kroger 130 - The Little Clinic Colorado Springs | | 2 | | | 2 |
| CATHOLIC HEALTH LABORATORY SERVICES | | 2 | | | 2 |
| MEDEXPRESS URGENT CARE, HANOVER | | 2 | | | 2 |
| U OF MIAMI MILLER SCHOOL OF MEDICINE | | | 2 | 100% | 2 |

COVID-19: testing by laboratory

Data through Apr 6, 2021 verified as of Apr 7, 2021 at 09:25 AM

Data in this report are provisional and subject to change.

The numbers in the table below represent the number of Florida and non-Florida residents for whom test results were received by the Department of Health. A person can be tested by more than one laboratory and can have both positive and negative results. **Therefore, the sum of the numbers in each column will be larger than the total number of people tested.**

| Reporting lab | Inconclusive | Negative | Positive | Percent positive | Total |
|---|--------------|----------|----------|------------------|-------|
| Mary Anna Nursing Home | | 2 | | | 2 |
| LabCorp of America | | | 2 | 100% | 2 |
| Kroger 441 - The Little Clinic Middletown | | 2 | | | 2 |
| LIFT HEALTH | | 2 | | | 2 |
| BAPTIST HOSPITAL PRIMARY CARE GULF BREEZE | | | 2 | 100% | 2 |
| GINKGO-IXLAYER | | 2 | | | 2 |
| Walgreens #10207 | | 2 | | | 2 |
| MERCY HEALTH LAB | | 1 | 1 | 50% | 2 |
| Alden Terrace of McHenry | | | 2 | 100% | 2 |
| Walgreens #12427 | | 1 | 1 | 50% | 2 |
| Kroger 096 - The Little Clinic Orchard and Holly | | 2 | | | 2 |
| Kroger 686 - The Little Clinic Farragut | | 2 | | | 2 |
| MEDEXPRESS URGENT CARE-SALINA, S 9TH ST | | 2 | | | 2 |
| ORMOND BEACH URGENT CARE | | | 2 | 100% | 2 |
| DEER'S HEAD CENTER | | 2 | | | 2 |
| GENETIC ASSAYS INC | | | 2 | 100% | 2 |
| CARTERSVILLE MEDICAL CENTER | | | 2 | 100% | 2 |
| Elba Nursing and Rehabilitation Center, LLC | | 2 | | | 2 |
| MID-FLORIDA HEMATOLOGY AND ONCOLOGY CENTERS | | 2 | | | 2 |
| CVS HEALTH, #5962 | | 2 | | | 2 |
| NLC LABS | | | 2 | 100% | 2 |
| CALIFORNIA DIVISION OF COMMUNICABLE DISEASE CONTROL | | | 2 | 100% | 2 |
| MEDEXPRESS URGENT CARE - SOUTH CHARLESTON | | 2 | | | 2 |
| WALGREENS NO 10512 | | 1 | 1 | 50% | 2 |
| MEDEXPRESS URGENT CARE - RUNNEMEDE | | 1 | 1 | 50% | 2 |
| CVS NV2989POCT NORTH LAS VEGAS | | 1 | 1 | 50% | 2 |
| CARELINE PHARMACY AND HEALTHCARE SERVICES | | 1 | 1 | 50% | 2 |
| MIDWAY PRIMARY CARE LLC | | 2 | | | 2 |
| VITAL CARE CLINIC, LLC | | | 2 | 100% | 2 |
| ROCKEFELLER UNIVERSITY CLINICAL GENOMICS LABORATOR | | 2 | | | 2 |
| HEALTH GROUP CENTER INC | | | 2 | 100% | 2 |
| VA Greater LA HCS-Santa Maria OPC | | | 2 | 100% | 2 |
| Mount Olivet Careview Home | | 2 | | | 2 |
| THE EDGEWATER AND WATERMAN VILLAGE | | | 2 | 100% | 2 |
| Piney Grove Nursing and Rehabilitation Center | | 2 | | | 2 |
| LABRADOR PRIMARY CARE CENTER | | | 2 | 100% | 2 |
| METHODIST HEALTHCARE - MEMPHIS HOSP | | 2 | | | 2 |
| ASCENSION ST VINCENT'S RIVERSIDE | | | 2 | 100% | 2 |
| Walgreens #9278 | | 2 | | | 2 |
| LEHIGH MEDICAL AND RESEARCH CENTER, INC | | | 2 | 100% | 2 |
| SHELBYVILLE HOSPITAL COMPANY | | 2 | | | 2 |
| HAMILTON COUNTY HEALTH DEPARTMENT | | 2 | | | 2 |
| UNIVERSITY COMMUNITY HEALTH SERVICES | | 1 | 1 | 50% | 2 |
| Michael J Crescenzo VA Outpatient Dialysis Center | | 2 | | | 2 |
| WATERS PEDIATRIC CENTER | | | 2 | 100% | 2 |
| WEST FLORIDA MEDICAL ASSOCIATES, PA | | | 2 | 100% | 2 |

COVID-19: testing by laboratory

Data through Apr 6, 2021 verified as of Apr 7, 2021 at 09:25 AM

Data in this report are provisional and subject to change.

The numbers in the table below represent the number of Florida and non-Florida residents for whom test results were received by the Department of Health. A person can be tested by more than one laboratory and can have both positive and negative results. **Therefore, the sum of the numbers in each column will be larger than the total number of people tested.**

| Reporting lab | Inconclusive | Negative | Positive | Percent positive | Total |
|---|--------------|----------|----------|------------------|-------|
| NORTON IMMEDIATE CARE CENTER - PRESTON | | | 2 | 100% | 2 |
| COBLESKILL REGIONAL HOSPITAL | | 2 | | | 2 |
| TMH EC NORTHEAST LABORATORY | | | 2 | 100% | 2 |
| PINELLAS CHD - CLEARWATER | | 1 | 1 | 50% | 2 |
| NATIONWIDE LABORATORY SERVICES | | 1 | 1 | 50% | 2 |
| ORLANDO LUTHERAN TOWERS | | 1 | 1 | 50% | 2 |
| MINUTECLINIC DIAG OF IND, LLC #6908 | | 2 | | | 2 |
| NORTHWELL HEALTH | | | 2 | 100% | 2 |
| WISE HEALTH SYSTEM | | 1 | 1 | 50% | 2 |
| Kroger 739 - The Little Clinic La Grange Road | | 2 | | | 2 |
| JACKSONVILLE VA OPC | | | 2 | 100% | 2 |
| SWEDISH COVENANT HOSPITAL | | | 2 | 100% | 2 |
| BROOKDALE PALM BEACH GARDENS | | | 2 | 100% | 2 |
| METHODIST SPECIALTY CARE CENTER | | 2 | | | 2 |
| THE CLUB AT BOYNTON BEACH, LLC | | | 2 | 100% | 2 |
| Hartwell Health and Rehabilitation | | 2 | | | 2 |
| MEDPOST - NORTH DALLAS | | | 2 | 100% | 2 |
| STATE OF FLORIDA | | | 2 | 100% | 2 |
| SOUTH DAKOTA DEPARTMENT OF HEALTH | | 2 | | | 2 |
| LEXINGTON PLACE | | | 2 | 100% | 2 |
| MIDDLEBURG PEDIATRICS | | | 2 | 100% | 2 |
| EASTLAKE MEDICAL CENTER | | 2 | | | 2 |
| OSF ST JOSEPH MEDICAL CENTER | | | 2 | 100% | 2 |
| BLACKBAG DIGITAL HEALTH LLC | | 2 | | | 2 |
| MEMORIAL HEALTH SYSTEM | | 1 | 1 | 50% | 2 |
| LIFELINK TRANSPLANT INSTITUTE LAB | | 1 | 1 | 50% | 2 |
| RAPID URGENT CARE - ALBANY | | | 2 | 100% | 2 |
| ANDERSON COUNTY HOSPITAL | | | 2 | 100% | 2 |
| CVS OH4300POCT STRONGSVILLE | | 2 | | | 2 |
| APPLECARE VALDOSTA | | | 2 | 100% | 2 |
| KIDSVILLE PEDIATRICS IV PA | | 1 | 1 | 50% | 2 |
| COMPLETE HEALTH MEDICAL CENTER | | | 2 | 100% | 2 |
| HOLY TRINITY PHARMACY LLC | | 2 | | | 2 |
| CVS CA9497POCT IRVINE | | 2 | | | 2 |
| STEWART ST ELIZABETH MEDICAL CENTER | | | 2 | 100% | 2 |
| EASTSIDE MEDICAL CENTER | | 2 | | | 2 |
| SOMA MEDICAL CENTER P.A. #4 | | | 2 | 100% | 2 |
| MOUNT SINAI MEDICAL CENTER OF FLORIDA, INC | | | 2 | 100% | 2 |
| ROYAL CARE MEDICAL CENTER | | | 2 | 100% | 2 |
| CVS MD1490POCT GAITHERSBURG | | 2 | | | 2 |
| MYKIDZMD PEDIATRICS PLLC | | 2 | | | 2 |
| ACN PHYSICIANS GROUP CORP | | | 2 | 100% | 2 |
| CVS PA10825POCT PLYMOUTH MEETING | | 2 | | | 2 |
| Eugene J. Towbin Healthcare Center | | 2 | | | 2 |
| SANFORD REGIONAL HOSPITAL WORTHINGTON | | 2 | | | 2 |
| CVS OH6167POCT ASHLAND | | 2 | | | 2 |

COVID-19: testing by laboratory

Data through Apr 6, 2021 verified as of Apr 7, 2021 at 09:25 AM

Data in this report are provisional and subject to change.

The numbers in the table below represent the number of Florida and non-Florida residents for whom test results were received by the Department of Health. A person can be tested by more than one laboratory and can have both positive and negative results. **Therefore, the sum of the numbers in each column will be larger than the total number of people tested.**

| Reporting lab | Inconclusive | Negative | Positive | Percent positive | Total |
|--|--------------|----------|----------|------------------|-------|
| MEDEXPRESS - WILMINGTON KIRKWOOD HIGHWAY | | 2 | | | 2 |
| WEST COAST PEDIATRICS | | | 2 | 100% | 2 |
| ARCPPOINTLABS OF VIRGINIA BEACH | | 1 | 1 | 50% | 2 |
| BFT LAB | | | 2 | 100% | 2 |
| OCALA REGIONAL KIDNEY CENTER-WEST | | | 2 | 100% | 2 |
| SPECIALTY LABORATORIES | | | 2 | 100% | 2 |
| Hackensack Univ Medical Center At Pasc | | 1 | 1 | 50% | 2 |
| AMEDISYS HOME HEALTH OF GREENVILLE | | | 2 | 100% | 2 |
| GOOD SAMARITAN HOSPITAL | | 1 | 1 | 50% | 2 |
| Kroger 020 - The Little Clinic Wheat Ridge | | 2 | | | 2 |
| MAGNOLIA ADULT, LLC | | | 2 | 100% | 2 |
| MAJESTIC GUARDIANS | | | 2 | 100% | 2 |
| Iowa Veterans Home | | 2 | | | 2 |
| EXPRESS PHARMACY INC | | 1 | 1 | 50% | 2 |
| LINIL VISITING NURSES, INC | | 2 | | | 2 |
| CSS- TWELVE OAKS | | | 2 | 100% | 2 |
| Florida Baptist Retirement Center | | 1 | 1 | 50% | 2 |
| FLORIDA COMMUNITY HEALTH CENTERS, INC. | | | 2 | 100% | 2 |
| Medilodge of Monroe | | 2 | | | 2 |
| KEY WEST HMA PHYSICIAN MANAGEMENT, LLC | | | 2 | 100% | 2 |
| MISSION HOSPITAL REGIONAL MEDICAL CENTER | | | 2 | 100% | 2 |
| Cedar Valley Nursing & Rehab Center | | 2 | | | 2 |
| BAY CORRECTIONAL AND REHABILITATION FACILITY | | | 2 | 100% | 2 |
| Harbert Hills Academy Nursing Home | | 2 | | | 2 |
| UPSON REGIONAL MEDICAL CENTER | | 1 | 1 | 50% | 2 |
| UTMB PATHOLOGY CLINICAL SERVICES LABORATORY | | | 2 | 100% | 2 |
| RIDGEFIELD PEDIATRIC ASSOCIATES | | 2 | | | 2 |
| WESTMINSTER SUNCOAST | | | 2 | 100% | 2 |
| CVS IL7017POCT BLOOMINGTON | | 2 | | | 2 |
| BELLIN HOSPITAL | | | 2 | 100% | 2 |
| TRINITY DIALYSIS | | | 2 | 100% | 2 |
| PRECISION DIAGNOSTIC INC | | 2 | | | 2 |
| HAPPY KIDZ PEDIATRICS PL | | 1 | 1 | 50% | 2 |
| CONCENTRA - ORLANDO SOUTH II | | 2 | | | 2 |
| Great Lakes Health Center | | | 2 | 100% | 2 |
| NATHAN LITTAUER HOSPITAL LAB | | 2 | | | 2 |
| FEDERAL CORRECTIONAL INSTITUTION MARIANNA | | | 2 | 100% | 2 |
| CVS AZ7075POCT CHANDLER | | 2 | | | 2 |
| RHODE ISLAND DEPARTMENT OF HEALTH LABORATORIES | | | 2 | 100% | 2 |
| A G RHODES HOME AT WESLEY WOODS | | 2 | | | 2 |
| WELLNESS MEDICAL CLINIC | | | 2 | 100% | 2 |
| Kroger 477 - The Little Clinic Fort Mitchell | | 2 | | | 2 |
| MEDEXPRESS URGENT CARE - MARTINSVILLE | | 2 | | | 2 |
| CVS NM7242POCT ALBUQUERQUE | | 2 | | | 2 |
| KEATING SPORTS CENTER | | 2 | | | 2 |
| SYMPHONY OF BUFFALO GROVE | | 2 | | | 2 |

COVID-19: testing by laboratory

Data through Apr 6, 2021 verified as of Apr 7, 2021 at 09:25 AM

Data in this report are provisional and subject to change.

The numbers in the table below represent the number of Florida and non-Florida residents for whom test results were received by the Department of Health. A person can be tested by more than one laboratory and can have both positive and negative results. **Therefore, the sum of the numbers in each column will be larger than the total number of people tested.**

| Reporting lab | Inconclusive | Negative | Positive | Percent positive | Total |
|---|--------------|----------|----------|------------------|-------|
| GOLDSTEIN | | | 2 | 100% | 2 |
| SPRINGFIELD HOSPITAL LABORATORY | | | 2 | 100% | 2 |
| CVS MINUTE CLINIC #5836 | | 2 | | | 2 |
| MY PHARMACY | | | 2 | 100% | 2 |
| MI Nursing Restorative Center | | 2 | | | 2 |
| METHODIST MANSFIELD MEDICAL CENTER | | | 2 | 100% | 2 |
| PruittHealth Lakehaven | | 2 | | | 2 |
| DUKE HEALTH REGIONAL HOSPITAL | | | 2 | 100% | 2 |
| MAGNOLIA MANOR OF COLUMBUS | | 2 | | | 2 |
| PEACE RIVER MEDICAL CENTER | | 2 | | | 2 |
| MEDICAL ASSOCIATES OF BREVARD DR S VYAS | | | 2 | 100% | 2 |
| MEDEXPRESS URGEN CARE - EAST BRUNSWICK | | 2 | | | 2 |
| SACRED HEART HOSPITAL ON THE EMERALD | | | 2 | 100% | 2 |
| AZALEA HEALTH AND REHABILITATION | | 2 | | | 2 |
| DR. G'S URGENT CARE | | | 2 | 100% | 2 |
| TENNESSEE VALLEY HCS | | | 2 | 100% | 2 |
| VA WNYHCS - Buffalo Division | | 1 | 1 | 50% | 2 |
| CHRISTIAN REST HOME ASSOC | | 2 | | | 2 |
| UNIVERSITY OF MARYLAND MEDICAL CENTER | | | 2 | 100% | 2 |
| WARE EXPRESS CARE | | | 2 | 100% | 2 |
| FLAGLER HOME CARE | | | 2 | 100% | 2 |
| PATIENT FIRST-BATTLEFIELD | | | 2 | 100% | 2 |
| SHERIDAN AT HOBE SOUND, THE | | | 2 | 100% | 2 |
| MINUTECLINIC DIAGNOSTIC OF KANSAS, PC | | 2 | | | 2 |
| GALEN BAYLOR EXTENSION | | 2 | | | 2 |
| BAPTIST HEALTH LEXINGTON | | | 2 | 100% | 2 |
| CHILDREN'S HEALTHCARE OF ATLANTA | | 2 | | | 2 |
| IN & OUT URGENT CARE METAIRIE | | | 2 | 100% | 2 |
| Colonial Manor Nursing and Rehabilitation Center | | 2 | | | 2 |
| RIVER CITY MEDICAL ASSOCIATES, INC | | | 2 | 100% | 2 |
| 87TH MEDICAL GROUP - MCGUIRE AMBULATORY CARE FACILITY | | 2 | | | 2 |
| CVS AZ5477POCT SURPRISE | | 2 | | | 2 |
| MASSACHUSETTS DEPARTMENT OF HEALTH | | | 2 | 100% | 2 |
| RANDOLPH COUNTY HEALTH & REHABILITATIO | | 2 | | | 2 |
| RIGHT AT HOME | | | 2 | 100% | 2 |
| MEDEXPRESS URGENT CARE - ST CLAIR, CLOVER DR. | | 1 | 1 | 50% | 2 |
| Tidelands Health Rehabilitation Hospital | | | 2 | 100% | 2 |
| FLORIDA MEDICAL CLINIC CARDIOLOGY-ZH | | | 2 | 100% | 2 |
| NORTHWEST MEDICAL CENTER LABORATORY | | 2 | | | 2 |
| MEDEXPRESS URGENT CARE - LINCOLN | | 2 | | | 2 |
| SOUTHEAST GEORGIA HEALTH SYSTEM | | | 2 | 100% | 2 |
| NORTHEAST FLORIDA HEALTH SERVICES, INC DBA FAMILY HEALTH SOURCE | | | 2 | 100% | 2 |
| DNA DIAGNOSTICS CENTER | | 2 | | | 2 |
| Cooperstown Center for Nursing and Rehabilitation | | 2 | | | 2 |
| COUNTRY COTTAGE | | 2 | | | 2 |
| NORTH MANATEE HEALTH CARE CENTER | | | 2 | 100% | 2 |

COVID-19: testing by laboratory

Data through Apr 6, 2021 verified as of Apr 7, 2021 at 09:25 AM

Data in this report are provisional and subject to change.

The numbers in the table below represent the number of Florida and non-Florida residents for whom test results were received by the Department of Health. A person can be tested by more than one laboratory and can have both positive and negative results. **Therefore, the sum of the numbers in each column will be larger than the total number of people tested.**

| Reporting lab | Inconclusive | Negative | Positive | Percent positive | Total |
|--|--------------|----------|----------|------------------|-------|
| CONWAY MEDICAL CENTER | | | 2 | 100% | 2 |
| CVS NH1004POCT SALEM | | 1 | 1 | 50% | 2 |
| SPARTANBURG REGIONAL MEDICAL CENTER | | | 2 | 100% | 2 |
| Kroger 745 - The Little Clinic Somerset | | 2 | | | 2 |
| WALGREENS # 09788 | | 2 | | | 2 |
| GASTROENTEROLOGY ASSOCIATES | | | 2 | 100% | 2 |
| ST LUKES HOSPITAL | | | 2 | 100% | 2 |
| MIDWAY SPECIALTY CARE CENTER INC | | 2 | | | 2 |
| RIVERSIDE METHODIST HOSPITAL LAB | | | 2 | 100% | 2 |
| COLD SPRING HILLS CENTER FOR NURSING A | | 2 | | | 2 |
| PRECISION CLINICAL RESEARCH | | | 2 | 100% | 2 |
| TSALI CARE CENTER | | 2 | | | 2 |
| VALUE DRUGS GREENLAWN INC | | 2 | | | 2 |
| PEACEHEALTH CENTRAL | | 2 | | | 2 |
| AHC PARIS | | 2 | | | 2 |
| NEMOURS CHILDREN'S URGENT CARE LAKE NONA | | | 2 | 100% | 2 |
| MEMORIAL HEALTH UNIVERSITY MEDICAL CENTER | | | 2 | 100% | 2 |
| RAPID MEDLAB (002MO) | | 2 | | | 2 |
| RRMC CREEKSIDE LAB | | 2 | | | 2 |
| MOBILE HEALTH MEDICAL SERVICES PC | | 2 | | | 2 |
| PROFESSIONAL DIALYSIS CENTER | | | 2 | 100% | 2 |
| Kroger 400 - The Little Clinic Hartley Bridge Rd | | 1 | 1 | 50% | 2 |
| DALLAS VA MEDICAL CENTER - VA NORTH TEXAS HEALTH CARE SYSTEM | | | 2 | 100% | 2 |
| PALM BAY COMMUNITY OUTPATIENT CLINIC | | 2 | | | 2 |
| Bedford Care Center of Hattiesburg | | 2 | | | 2 |
| WISCONSIN STATE LABORATORY OF HYGIENE | | 1 | 1 | 50% | 2 |
| DELRAY BEACH HEALTH DEPT LAB | | | 2 | 100% | 2 |
| VALUE DRUGS BRONXVILLE INC | | 2 | | | 2 |
| VIRGINIA DEPT OF HEALTH OFFICE OF EPIDEMIOLOGY | | | 2 | 100% | 2 |
| TMH REHABILITATION CENTER | | 2 | | | 2 |
| HEALTH & REHAB CTR AT DOLPHINS VIEW, THE | | | 2 | 100% | 2 |
| AYASS BIOSCIENCE LLC | | | 2 | 100% | 2 |
| WAKULLA URGENT CARE & DIAGNOSTIC | | | 2 | 100% | 2 |
| PPD CLINICAL RESEARCH UNIT | | | 2 | 100% | 2 |
| Jackson Health Care Facility | | | 2 | 100% | 2 |
| ASANTE THREE RIVERS MEDICAL CENTER LAB | | 2 | | | 2 |
| DALLAS MEDICAL CENTER | | | 2 | 100% | 2 |
| COOPER CLINIC | | | 2 | 100% | 2 |
| MARLBORO URGENT CARE | | 2 | | | 2 |
| The Friendly Home | | 2 | | | 2 |
| OAKMONT OF UNION SC, LLC | | 2 | | | 2 |
| MILFORD REGIONAL HOSPITAL | | | 2 | 100% | 2 |
| US LABS | | 2 | | | 2 |
| SPRINGS MEDICAL LAB | | 1 | 1 | 50% | 2 |
| CVS CA9858POCT SANTA CLARITA | | 2 | | | 2 |
| SELECT MEDICAL CLINIC | | | 2 | 100% | 2 |

COVID-19: testing by laboratory

Data through Apr 6, 2021 verified as of Apr 7, 2021 at 09:25 AM

Data in this report are provisional and subject to change.

The numbers in the table below represent the number of Florida and non-Florida residents for whom test results were received by the Department of Health. A person can be tested by more than one laboratory and can have both positive and negative results. **Therefore, the sum of the numbers in each column will be larger than the total number of people tested.**

| Reporting lab | Inconclusive | Negative | Positive | Percent positive | Total |
|--|--------------|----------|----------|------------------|-------|
| MIRAMAR KIDNEY CENTER | | 1 | 1 | 50% | 2 |
| AHC Forest cove | | 2 | | | 2 |
| CVS OH3329POCT LAKEWOOD | | 2 | | | 2 |
| CVS CA8861POCT BUENA PARK | | 2 | | | 2 |
| CLINICAL REFERENCE LABORATORY, INC | | 2 | | | 2 |
| MEASE MANOR MEMORY CARE | | 2 | | | 2 |
| PEACE OF MIND REHAB CENTER | | 2 | | | 2 |
| ADVOCATE SHERMAN HOSPITAL | | | 2 | 100% | 2 |
| PALM MEDICAL CENTER - PLANT CITY | | 2 | | | 2 |
| Kroger 328 - The Little Clinic Henderson Road | | 2 | | | 2 |
| WOODHILLS LABS | | | 2 | 100% | 2 |
| Luther Acres Manor | | 2 | | | 2 |
| Church Creek SNF | | | 2 | 100% | 2 |
| ROBERTS WESLEYAN COLLEGE HEALTH CENTE | | 2 | | | 2 |
| CVS MO5724POCT KANSAS CITY | | 2 | | | 2 |
| Parkridge Specialty Care | | 2 | | | 2 |
| ACCESS MEDICAL GROUP OF FLORIDA CITY | | | 2 | 100% | 2 |
| UNIVERSITY HOSPITAL OF BROOKLYN | | 2 | | | 2 |
| WEAKLEY COUNTY REHAB AND NURSING CENTER | | 2 | | | 2 |
| APALACHEE CENTER INC | | 2 | | | 2 |
| NAVAL MEDICAL CENTER | | | 2 | 100% | 2 |
| NYU LANGONE HUNTINGTON MEDICAL GROUP | | 2 | | | 2 |
| CVS NJ2508POCT MANALAPAN | | 2 | | | 2 |
| VISITING PHYSICIANS OF THE TREASURE COAST LLC | | | 2 | 100% | 2 |
| The Grand Rehabilitation & Nursing Utica | | 2 | | | 2 |
| ADVENT HEALTH - OWASA | | | 2 | 100% | 2 |
| NORTH OKALOOSA PHYSICIAN GRP - WALK IN CLINIC | | | 2 | 100% | 2 |
| MANSFIELD MEDICAL LODGE | | | 2 | 100% | 2 |
| BEAUFORT MEMORIAL | | | 2 | 100% | 2 |
| JOHNSON CITY MEDICAL CENTER | | 1 | 1 | 50% | 2 |
| NEW YORK CITY CENTRAL COVID | | | 2 | 100% | 2 |
| PTC LABORATORIES | | | 2 | 100% | 2 |
| CVS IL5797POCT CAROL STREAM | | 2 | | | 2 |
| AMERICAN RESEARCH CENTERS OF FLORIDA | | | 2 | 100% | 2 |
| AUSTIN REGIONAL CLINIC MICROBIOLOGY LAB | | | 2 | 100% | 2 |
| CVS KY2332POCT GEORGETOWN | | 1 | 1 | 50% | 2 |
| AUGUSTA HEALTH SKILLED CARE | | | 2 | 100% | 2 |
| 107TH PLACE GROUP HOME | | 2 | | | 2 |
| LACORP | | 1 | 1 | 50% | 2 |
| WILSON MEMORIAL HOSPITAL | | | 2 | 100% | 2 |
| CENTRAL ARKANSAS VETERANS HEALTHCARE SYSTEM - VETERANS AFFAIRS | | | 2 | 100% | 2 |
| MEDERI CARETENDERS | | 1 | 1 | 50% | 2 |
| Walgreens #19019 | | 2 | | | 2 |
| ST. MARY'S MEDICAL CENTER EVANSVILLE, INC | | | 2 | 100% | 2 |
| JMC TALLAHASSEE, LLC | | | 2 | 100% | 2 |
| DEKALB MEDICAL CENTER LABORATORY | | | 2 | 100% | 2 |

COVID-19: testing by laboratory

Data through Apr 6, 2021 verified as of Apr 7, 2021 at 09:25 AM

Data in this report are provisional and subject to change.

The numbers in the table below represent the number of Florida and non-Florida residents for whom test results were received by the Department of Health. A person can be tested by more than one laboratory and can have both positive and negative results. **Therefore, the sum of the numbers in each column will be larger than the total number of people tested.**

| Reporting lab | Inconclusive | Negative | Positive | Percent positive | Total |
|---|--------------|----------|----------|------------------|-------|
| JORDAN VALLEY MEDICAL CENTER | | | 2 | 100% | 2 |
| RIVERVIEW MEDICAL CLINIC | | 2 | | | 2 |
| MEDEXPRESS URGENT CARE-SELINGSGROVE | | 2 | | | 2 |
| ASPIRUS RIVERVIEW HOSPITAL & CLINICS INC | | 1 | 1 | 50% | 2 |
| CREATIVE HEALTH CENTER | | | 2 | 100% | 2 |
| ST. ELIZABETH HEALTHCARE | | | 2 | 100% | 2 |
| COASTAL MEDICAL LAB | | | 2 | 100% | 2 |
| APPLING NURSING & REHABILITATION PAVIL | | 2 | | | 2 |
| COLONIAL VILLA GOOD SAMARITAN CENTER | | 2 | | | 2 |
| NORTHSIDE HOSPITAL D/B/A ARTHRITIS | | 2 | | | 2 |
| MEDEXPRESS URGENT CARE - CEDAR KNOLLS | | 2 | | | 2 |
| SANIBEL MEDICAL CLINIC | | | 2 | 100% | 2 |
| SENECA HEALTH CARE CENTER | | 2 | | | 2 |
| Durham VAMC | | 2 | | | 2 |
| HUMC | | 1 | 1 | 50% | 2 |
| NORTH MCALLEN PEDIATRIC CENTER | | | 2 | 100% | 2 |
| HELEN HAYES HOSPITAL LABORATORY | | 2 | | | 2 |
| UW HOSPITAL AND CLINICS | | 1 | 1 | 50% | 2 |
| UNITED MEMORIAL MEDICAL CENTER | | | 2 | 100% | 2 |
| Holiday Retirement Home | | | 2 | 100% | 2 |
| SOUTHEASTERN INSTITUTE OF RESTORATIVE MEDICINE | | 1 | 1 | 50% | 2 |
| PENSACOLA MEDICAL CLINIC LLC | | | 2 | 100% | 2 |
| ManorCare Rehab Center of Marietta | | 2 | | | 2 |
| OAKBRIDGE TERRACE AT SAE | | | 2 | 100% | 2 |
| Manorcare Health Services West Reading North | | 2 | | | 2 |
| HAMILTON MEDICAL CENTER LABORATORY | | | 2 | 100% | 2 |
| VA Ann Arbor HCS | | 1 | 1 | 50% | 2 |
| AHC Humboldt | | 2 | | | 2 |
| CARENOW LENEXA | | | 2 | 100% | 2 |
| MEMORIAL HOSPITAL WEST | | | 2 | 100% | 2 |
| MAINE CENTER FOR DISEASE CONTROL AND PREVENTION | | | 2 | 100% | 2 |
| Manor Care-Kingston Court of York PA, LLC | | 2 | | | 2 |
| AFC/DOCTORS EXPRESS NORTH BERGEN | | 2 | | | 2 |
| CROSTOWN PHARMACY | | 2 | | | 2 |
| THE FOUNTAIN AT BOCA CIEGA BAY | | 2 | | | 2 |
| HIGHLAND PARK LAKEWOOD PRESTON HOLLOW | | | 2 | 100% | 2 |
| ADVENTHEALTH CENTRA CARE POINCIANA | | | 2 | 100% | 2 |
| EDGEWATER RETIREMENT MANOR | | | 2 | 100% | 2 |
| Kroger 101 - The Little Clinic Hill Top | | 2 | | | 2 |
| Robert Cranfield | | | 2 | 100% | 2 |
| IM&P WELLNES CENTER | | | 2 | 100% | 2 |
| MADISON HOSPITAL LABORATORY | | | 2 | 100% | 2 |
| UT PATH | | | 2 | 100% | 2 |
| BOCA RATON REGIONAL HOSPITAL INC | | | 2 | 100% | 2 |
| MEDEXPRESS URGENT CARE-MT PLEASANT | | 1 | 1 | 50% | 2 |
| WEST HOUSTON MEDICAL CENTER | | | 2 | 100% | 2 |

COVID-19: testing by laboratory

Data through Apr 6, 2021 verified as of Apr 7, 2021 at 09:25 AM

Data in this report are provisional and subject to change.

The numbers in the table below represent the number of Florida and non-Florida residents for whom test results were received by the Department of Health. A person can be tested by more than one laboratory and can have both positive and negative results. **Therefore, the sum of the numbers in each column will be larger than the total number of people tested.**

| Reporting lab | Inconclusive | Negative | Positive | Percent positive | Total |
|--|--------------|----------|----------|------------------|-------|
| RAINY LAKE MEDICAL CENTER | | | 2 | 100% | 2 |
| LAKEVIEW HEALTH CARE SYSTEM LLC | | | 2 | 100% | 2 |
| DOCTOR'S IN-HOUSE LAB/COMMUNITY HEALTH CENTERS OF PINELLAS - JOHNNIE R | | | 2 | 100% | 2 |
| NIAGARA APOTHECARY INC | | 2 | | | 2 |
| MEDEXPRESS URGENT CARE - WICHITA, N MAIZE RD | | 1 | 1 | 50% | 2 |
| BIOHEALTH MEDICAL LAB INC | | | 2 | 100% | 2 |
| ROPER HOSPITAL | | | 2 | 100% | 2 |
| DMC UNIVERSITY LABORATORIES | | 1 | 1 | 50% | 2 |
| RABI SINHA, MD | | 2 | | | 2 |
| DESERT HOSPITAL/CPHU CLINICAL LABORATORY | | | 2 | 100% | 2 |
| New Jersey Aim At Smg | | 2 | | | 2 |
| LEGACY LABORATORY SERVICES | | | 2 | 100% | 2 |
| CVS TX19POCT SPRING | | 2 | | | 2 |
| FLORIDA MEDICAL CLINIC, LLC | | | 2 | 100% | 2 |
| Granville Center | 1 | 1 | | | 2 |
| TALLAHASSEE MEMORIAL HEALTHCARE FAMILY MED RESIDENCY | | | 2 | 100% | 2 |
| INTERMOUNTAIN MEDICAL CENTER | | | 2 | 100% | 2 |
| CQUENTIA NGS, LLC | | | 2 | 100% | 2 |
| MINERS COLFAX MEDICAL CENTER | | 2 | | | 2 |
| BAYCARE LABORATORIES | | | 2 | 100% | 2 |
| John L. McClellan Memorial Veterans Hospital | | 2 | | | 2 |
| HOCHBERG LOWER SCHOOL | | 2 | | | 2 |
| OELWEIN HEALTH CARE CENTER | | 2 | | | 2 |
| BENEVA LAKES ASSISTED LIVING CENTER | | | 2 | 100% | 2 |
| Jersey City Medical Center | | 2 | | | 2 |
| PHOEBE BERKS HEALTH CARE CENTER | | 2 | | | 2 |
| KANSAS CITY VA MEDICAL CENTER | | | 2 | 100% | 2 |
| MCGUFFEY HEALTH CARE CENTER INC | | 2 | | | 2 |
| MED-LAKE LABORATORY, LLC | | | 2 | 100% | 2 |
| HEALTH PARTNERS REGIONAL HOSPITAL | | | 2 | 100% | 2 |
| Lynwood | | 2 | | | 2 |
| BIRMINGHAM INTERNAL MEDICINE ASSOCIATE | | 1 | 1 | 50% | 2 |
| METROHEALTH SYSTEM | | | 2 | 100% | 2 |
| UHEALTH CORAL SPRINGS | | | 2 | 100% | 2 |
| ATVIVO LLC | | 2 | | | 2 |
| AdventHealth Care Center Orlando North | | | 2 | 100% | 2 |
| HANOVER ENDOSCOPY CENTER | | 2 | | | 2 |
| VILLAGES HEALTH SYSTEM, LLC, THE | | | 2 | 100% | 2 |
| HOPE HEALTH & WELLNESS | | 2 | | | 2 |
| SOUTHCARE PHARMACY INC | | | 2 | 100% | 2 |
| EMORY CRAWFORD LONG HOSPITAL | | | 2 | 100% | 2 |
| LABCORP OF AMERICA HOLDINGS | | 1 | 1 | 50% | 2 |
| VAULT HEALTH | | | 2 | 100% | 2 |
| DOWN HOME MEDICAL | | | 2 | 100% | 2 |
| POMERENE HOSPITAL | | | 2 | 100% | 2 |
| Kroger 667 - The Little Clinic Litchfield Park | | 2 | | | 2 |

COVID-19: testing by laboratory

Data through Apr 6, 2021 verified as of Apr 7, 2021 at 09:25 AM

Data in this report are provisional and subject to change.

The numbers in the table below represent the number of Florida and non-Florida residents for whom test results were received by the Department of Health. A person can be tested by more than one laboratory and can have both positive and negative results. **Therefore, the sum of the numbers in each column will be larger than the total number of people tested.**

| Reporting lab | Inconclusive | Negative | Positive | Percent positive | Total |
|--|--------------|----------|----------|------------------|-------|
| PINARD HOME HEALTH SERVICES INC | | | 2 | 100% | 2 |
| UPS | | | 2 | 100% | 2 |
| Good Samaritan Society-Blackduck | | 1 | 1 | 50% | 2 |
| Edinboro Manor | | 2 | | | 2 |
| AGILE URGENT CARE | | | 2 | 100% | 2 |
| AL MANI HEALTH INSTUTUTE | | 2 | | | 2 |
| VENETIAN GARDENS | | 2 | | | 2 |
| FLORIDA DEPARTMENT OF HEALTH IN LEE COUNTY | | 1 | 1 | 50% | 2 |
| CVS MA1179POCT HUDSON | | 1 | 1 | 50% | 2 |
| MIAMI DADE MEDICAL RESEARCH INSTITUTE | | | 2 | 100% | 2 |
| Cottage of the Shoals | | 2 | | | 2 |
| OPTUM PRIMARY CARE | | 1 | 1 | 50% | 2 |
| MONICE DR. | | | 2 | 100% | 2 |
| DAYTON CHILDRENS HOSPITAL LAB | | | 2 | 100% | 2 |
| RENFREW CENTERS INC | | 2 | | | 2 |
| LAKE SUCCESS EXTENDED CARE | | 2 | | | 2 |
| ADVANCED FOOT AND ANKLE OF INDIAN RIVER | | 2 | | | 2 |
| NORTH DAKOTA VETERANS HOME | | 2 | | | 2 |
| TWELVE OAKS RECOVERY CENTER | | | 2 | 100% | 2 |
| NYUMC CLINICAL LABORATORIES | | | 2 | 100% | 2 |
| UT AUSTIN UNIVERSITY HEALTH SERVICES | | | 2 | 100% | 2 |
| SOMA MEDICAL CENTER PA #3 GREENACRES | | | 2 | 100% | 2 |
| CORNERSTONE MEDICAL CARE OF BRANDON | | 2 | | | 2 |
| STAGES OF LIFE MEDICAL INSTITUTE | | | 2 | 100% | 2 |
| PALOS COMMUNITY HOSPITAL LABORATORY | | | 2 | 100% | 2 |
| BAYMEADOWS PRIMARY CARE | | 2 | | | 2 |
| OAKMONT EAST- GREENVILLE SC, LLC | | 2 | | | 2 |
| CVS TX7603POCT SAGINAW | | 2 | | | 2 |
| CHARLOTTE COUNTY HEALTH DEPARTMENT | | | 2 | 100% | 2 |
| AMERICAN MEDICAL LABORATORIES | | | 2 | 100% | 2 |
| STARR CITY OF ROMA COMMUNITY CENTER | | | 2 | 100% | 2 |
| TGH Brandon Healthplex Laboratory | | | 2 | 100% | 2 |
| Kroger 777 - The Little Clinic Shelbyville | | 1 | 1 | 50% | 2 |
| CONCENTRA - PLANT CITY | | 2 | | | 2 |
| CVS IL8750POCT CHICAGO | | 1 | 1 | 50% | 2 |
| TRICORE REFERENCE LABORATORY | | 1 | 1 | 50% | 2 |
| HOME ACCESS HEALTH | | | 2 | 100% | 2 |
| CVS OH5457POCT POWELL | | 2 | | | 2 |
| PM PEDIATRICS OF SELDEN, PLLC | | 2 | | | 2 |
| TEQUESTA FAMILY MEDICAL CENTER LLC | | | 2 | 100% | 2 |
| CVS IN6559POCT AVON | | 2 | | | 2 |
| MEDRITE MEDICAL CARE PC | | 2 | | | 2 |
| FHPG SURGICAL ASSOCIATES OF EAST PASCO | | | 2 | 100% | 2 |
| CHILDREN'S MEDICAL CENTER-EAST ORLANDO | | | 2 | 100% | 2 |
| BUCKINGHAM PAVILION INC | | 2 | | | 2 |
| Workmens Circle Multicare Center | | 2 | | | 2 |

COVID-19: testing by laboratory

Data through Apr 6, 2021 verified as of Apr 7, 2021 at 09:25 AM

Data in this report are provisional and subject to change.

The numbers in the table below represent the number of Florida and non-Florida residents for whom test results were received by the Department of Health. A person can be tested by more than one laboratory and can have both positive and negative results. **Therefore, the sum of the numbers in each column will be larger than the total number of people tested.**

| Reporting lab | Inconclusive | Negative | Positive | Percent positive | Total |
|---|--------------|----------|----------|------------------|-------|
| BRANDYWYNE HEALTH CARE CENTER | | | 2 | 100% | 2 |
| SAFE PMC | | 2 | | | 2 |
| CIGNA GATEWAY | | | 2 | 100% | 2 |
| BROOKSVILLE DIALYSIS | | | 2 | 100% | 2 |
| CVS MA217POCT TEWKSBURY | | 2 | | | 2 |
| Providence VAMC | | 2 | | | 2 |
| CHAPPEL GROUP RESEARCH, THE | | 2 | | | 2 |
| Eagle Health and Rehabilitation | | 2 | | | 2 |
| LIFESPRING COMMUNITY HEALTH | | 2 | | | 2 |
| MERCY HEALTH | | | 2 | 100% | 2 |
| CVS NV5942POCT LAS VEGAS | | 2 | | | 2 |
| Stillwater Healthcare | | 2 | | | 2 |
| LIFEGUARD AMBULANCE SERVICE LLC - BAY COUNTY | | | 2 | 100% | 2 |
| CARINGPLUS HOMECARE LLC | | 1 | 1 | 50% | 2 |
| ALLEGHENY GENERAL HOSPITAL | | | 2 | 100% | 2 |
| INTERNAL MEDICINE ASSOCIATES-DUNELLON | | | 2 | 100% | 2 |
| CVS MN663POCT APPLE VALLEY | | 2 | | | 2 |
| FL DEPT OF HEALTH MARION COUNTY MOBILE HEALTH UNIT | | | 2 | 100% | 2 |
| ELMHURST MEMORIAL HOSPITAL | | | 2 | 100% | 2 |
| AFC PHYSICIANS OF FLORIDA, PA | | | 2 | 100% | 2 |
| Waycross Health and Rehabilitation | | 2 | | | 2 |
| Advanced Rehabilitation and Healthcare of Wichita Falls | | 2 | | | 2 |
| EASTERN NIAGARA HOSPITAL | | 2 | | | 2 |
| VALLEY MEDICAL LABORATORY | | | 2 | 100% | 2 |
| PALMETTO FAMILY HEALTH CENTER | | | 2 | 100% | 2 |
| Manor At Perrysburg | | 2 | | | 2 |
| DIVERSE MEDICAL CARE LLC | | | 2 | 100% | 2 |
| TEXAS REGIONAL ASTHMA & ALLERGY CENTER | | | 2 | 100% | 2 |
| INTEAM HEALTH, INC. | | | 2 | 100% | 2 |
| GREEN POINT RX INC DBA ALTRU CHEMISTS | | 2 | | | 2 |
| MC MEDICAL | | | 2 | 100% | 2 |
| FALCON HEALTH CENTER | | | 2 | 100% | 2 |
| HEARTLAND HOME HEALTH CARE | | 2 | | | 2 |
| Kroger 672 - The Little Clinic Bill Kennedy & Glenwood | | 2 | | | 2 |
| FIRST CHOICE MEDICAL PC | | | 2 | 100% | 2 |
| MEDICAL CENTER LABORATORY | | | 2 | 100% | 2 |
| CVS IL2788POCT BUFFALO GROVE | | 2 | | | 2 |
| Crestwood Nursing Center | | 1 | 1 | 50% | 2 |
| HEALTH EXPRESS URGENT CARE | | | 2 | 100% | 2 |
| GRANDVIEW COLLEGE STUDENT HEALTH CENTE | | 2 | | | 2 |
| UNM SANDOVAL REGIONAL MEDICAL CENTER | | 2 | | | 2 |
| WELLMED AT SOUTH STUART | | 2 | | | 2 |
| DUBOIS CONTINUUM OF CARE COMMUNITY INC | | 2 | | | 2 |
| INSPIRIT SENIOR LIVING | | | 2 | 100% | 2 |
| ST ANTHONY COMMUNITY HOSPITAL LAB | | 1 | 1 | 50% | 2 |
| ADVENTIST HINSDALE HOSPITAL LABORATORY | | | 2 | 100% | 2 |

COVID-19: testing by laboratory

Data through Apr 6, 2021 verified as of Apr 7, 2021 at 09:25 AM

Data in this report are provisional and subject to change.

The numbers in the table below represent the number of Florida and non-Florida residents for whom test results were received by the Department of Health. A person can be tested by more than one laboratory and can have both positive and negative results. **Therefore, the sum of the numbers in each column will be larger than the total number of people tested.**

| Reporting lab | Inconclusive | Negative | Positive | Percent positive | Total |
|--|--------------|----------|----------|------------------|-------|
| SIGNATURE CARE LEWISVILLE-EMERGENCY CENTER | | 1 | 1 | 50% | 2 |
| 441 URGENT CARE-MULBERRY | | | 2 | 100% | 2 |
| CVS AZ5892POCT LAVEEN | | 2 | | | 2 |
| C19 LABS | | | 2 | 100% | 2 |
| Kroger 647 - The Little Clinic Newnan Crossings | | 1 | 1 | 50% | 2 |
| CITY OF NEW YORK DEPARTMENT OF HEALTH | | | 2 | 100% | 2 |
| MAIN STREET MEDICAL CENTERS | | 2 | | | 2 |
| MELBOURNE URGENT CARE | | | 2 | 100% | 2 |
| FRASER MEMORIAL HOSPITAL | | 1 | 1 | 50% | 2 |
| MEDEXPRESS URGENT CARE-BLOOMFIELD AVEN | | 2 | | | 2 |
| LAB PLUS, LLC AT ASCENSION SAINT THOMA | | 2 | | | 2 |
| FLORIDA DEPARTMENT OF HEALTH PINELLAS COUNTY- | | | 2 | 100% | 2 |
| WURLAND NURSING AND REHABILITATION, L | | 2 | | | 2 |
| DOCTORS MEDICAL CTR OF WALTON COUNTY | | | 2 | 100% | 2 |
| BAYSTATE MEDICAL CENTER | | 1 | 1 | 50% | 2 |
| Garden Isle Healthcare and Rehabilitation Center | | 2 | | | 2 |
| IP BOISE 1 | | 1 | 1 | 50% | 2 |
| CARTER BLOOD CARE | | | 2 | 100% | 2 |
| Providence of Sparta Health and Rehabilitation | | 2 | | | 2 |
| MEDEXPRESS URGENT CARE - CHERRY HILL | | 2 | | | 2 |
| ISLAND NURSING HOME | | 1 | 1 | 50% | 2 |
| MINUTECLINIC DIAGNOSTIC OF VIRGINIA, LLC #392 | | 2 | | | 2 |
| URGENTMED PLANTATION | | | 2 | 100% | 2 |
| CATSKILL REGIONAL MEDICAL CENTER | | 2 | | | 2 |
| Cortland Acres Association | | 2 | | | 2 |
| COLUMBIA COTTAGE | | 2 | | | 2 |
| ADVENT HEALTH CENTRAL TEXAS | | 1 | 1 | 50% | 2 |
| PLANT CITY FAMILY CARE | | 2 | | | 2 |
| MCLAREN REGIONAL MEDICAL CENTER | | | 2 | 100% | 2 |
| INNOVATIVE CARE II LLC | | | 2 | 100% | 2 |
| TRINITAS REGIONAL MEDICAL CENTER | | 1 | 1 | 50% | 2 |
| ASSOCIATES IN UROGYNECOLOGY MD LLC | | 2 | | | 2 |
| OSF SAINT FRANCIS MEDICAL CENTER | | | 2 | 100% | 2 |
| PUBLIX PHARMACY #1092 | | 2 | | | 2 |
| URGENT TEAM MANAGEMENT OF TENNESSEE, L | | 1 | 1 | 50% | 2 |
| CVS IN6555POCT BROWNSBURG | | 2 | | | 2 |
| INTEGRATED REGIONAL LABS | | | 2 | 100% | 2 |
| SPECTRUM HEALTH | | | 2 | 100% | 2 |
| Sevierville Health and Rehabilitation | | 2 | | | 2 |
| THE DOCTOR'S OFFICE OF WEST CALDWELL | | 2 | | | 2 |
| MATHER HOSPITAL | | | 2 | 100% | 2 |
| MEDEXPRESS URGENT CARE - BRIDGEVILLE | | 2 | | | 2 |
| MEDEXPRESS URGENT CARE, MOSSIDE | | 1 | | | 1 |
| MT VIEW | | | 1 | 100% | 1 |
| HANCOCK REGIONAL HOSPITAL | | 1 | | | 1 |
| MEDTOWN PHARMACY | | | 1 | 100% | 1 |

COVID-19: testing by laboratory

Data through Apr 6, 2021 verified as of Apr 7, 2021 at 09:25 AM

Data in this report are provisional and subject to change.

The numbers in the table below represent the number of Florida and non-Florida residents for whom test results were received by the Department of Health. A person can be tested by more than one laboratory and can have both positive and negative results. **Therefore, the sum of the numbers in each column will be larger than the total number of people tested.**

| Reporting lab | Inconclusive | Negative | Positive | Percent positive | Total |
|--|--------------|----------|----------|------------------|-------|
| INTERNAL MEDICINE GROUP OF WINTER HAVEN PA | | 1 | | | 1 |
| Kempsville Health and Rehab Center | | 1 | | | 1 |
| HEARTLAND OF ZEPHYRHILLS FL, LLC | | | 1 | 100% | 1 |
| MID-SOUTH URGENT CARE, PLLC | | | 1 | 100% | 1 |
| Walgreens #9121 | | 1 | | | 1 |
| BIOMERIEUX | | | 1 | 100% | 1 |
| URGENT 202 COX CREEK PKWY | | 1 | | | 1 |
| MED BAR LLC | | 1 | | | 1 |
| Ideal Senior Living Center | | 1 | | | 1 |
| HUNTSVILLE HOSPITAL | | | 1 | 100% | 1 |
| HOLYOKE MEDICAL CENTER | | | 1 | 100% | 1 |
| EMERALD HEALTH CARE | | 1 | | | 1 |
| ISLANDS ASSISTED LIVING FACILITY,THE | | | 1 | 100% | 1 |
| MEDERI CARETENDERS VS OF SE FL LLC DBA | | | 1 | 100% | 1 |
| ARKANSAS PUBLIC HEALTH LABORATORY | | 1 | | | 1 |
| SUNCOAST RESEARCH GROUP LLC | | | 1 | 100% | 1 |
| MCR HEALTH MEDICAL EXPRESS | | | 1 | 100% | 1 |
| Central Alabama Veterans HCS - East Campus | | 1 | | | 1 |
| CARDIAC AND VASCULAR CONSULTANTS MD PA | | 1 | | | 1 |
| ST JOHN'S MEDICAL CENTER, TETON VILLAGE | | | 1 | 100% | 1 |
| CHI MEMORIAL HOSPITAL CHATTANOOGA | | | 1 | 100% | 1 |
| DEPT OF VA MEDICAL CENTER - MIAMI | | | 1 | 100% | 1 |
| TALLAHASSEE DIALYSIS | | 1 | | | 1 |
| AURORA MEDICAL CENTER-KENOSHA | | | 1 | 100% | 1 |
| PUBLIC HEALTH LABORATORIES | | | 1 | 100% | 1 |
| Manorcare Health Services - Williamsport South | | 1 | | | 1 |
| SIPERSTEIN DERMATOLOGY LLC | | | 1 | 100% | 1 |
| RELIANCE HOME HEALTH CARE INC | | 1 | | | 1 |
| BIOLOGICAL AND CHEMICAL EMERGENCIES LABORATORY | | | 1 | 100% | 1 |
| CONNECTICUT PEDIATRICS @ CHC | | 1 | | | 1 |
| PULSE MEDICAL DOCTOTS LLC | | | 1 | 100% | 1 |
| Kroger 527 - The Little Clinic Hwy 70 S. | | 1 | | | 1 |
| WEST VIRGINIA UNIVERSITY HOSPITALS | | | 1 | 100% | 1 |
| SCHUYLER HOSPITAL | | 1 | | | 1 |
| SOUTH TEXAS HEALTH SYSTEM ER - WARE ROAD | | | 1 | 100% | 1 |
| AVERA ST. MARY'S HOSPITAL | | | 1 | 100% | 1 |
| LAB. CORP. OF AMERICA | | | 1 | 100% | 1 |
| MINUTECLINIC LLC #3351 | | | 1 | 100% | 1 |
| SKYRIDGE CLINICAL ASSOCIATES | | 1 | | | 1 |
| DILELLA | | | 1 | 100% | 1 |
| IDAHO HEALTH DEPARTMENT | | | 1 | 100% | 1 |
| Oak Hill Health & Rehabilitation Center | | | 1 | 100% | 1 |
| CHAMBREL AT PINECASTLE | | | 1 | 100% | 1 |
| ORLANDO DIALYSIS | | 1 | | | 1 |
| Port Orange Nursing And Rehab Center | | | 1 | 100% | 1 |
| J F K PEDIATRICS | | | 1 | 100% | 1 |

COVID-19: testing by laboratory

Data through Apr 6, 2021 verified as of Apr 7, 2021 at 09:25 AM

Data in this report are provisional and subject to change.

The numbers in the table below represent the number of Florida and non-Florida residents for whom test results were received by the Department of Health. A person can be tested by more than one laboratory and can have both positive and negative results. **Therefore, the sum of the numbers in each column will be larger than the total number of people tested.**

| Reporting lab | Inconclusive | Negative | Positive | Percent positive | Total |
|--|--------------|----------|----------|------------------|-------|
| BRADENTON CONVENTION CENTER | | | 1 | 100% | 1 |
| FLORIDA MEDICAL CLINIC PA GI | | | 1 | 100% | 1 |
| BROCK HUGHES MEDICAL CENTER | | | 1 | 100% | 1 |
| PALM BEACH PEDIATRIC UROLOGY | | | 1 | 100% | 1 |
| UNIVERSITY OF WASHINGTON DEPT OF LAB MEDICINE | | | 1 | 100% | 1 |
| CLINICAL RESEARCH OF WEST FLORIDA | | 1 | | | 1 |
| Kroger 63 - The Little Clinic Glassford Hill Rd | | 1 | | | 1 |
| WAYNE COUNTY PUBLIC HEALTH | | 1 | | | 1 |
| MERCYONE DES MOINES MEDICAL CENTER | | | 1 | 100% | 1 |
| 777 URGENT CARE | | | 1 | 100% | 1 |
| CLINICAL MICROBIOLOGY LAB FAIRVIEW UNIVERSITY HOSPITAL | | | 1 | 100% | 1 |
| WELLCARE URGENT CARE | | | 1 | 100% | 1 |
| MANHATTAN EYE EAR AND THROAT HOSPITAL | | 1 | | | 1 |
| BOCA RATON REGIONAL HOSPITAL | | 1 | | | 1 |
| Oakview Manor Health and Rehab | | 1 | | | 1 |
| WALGREENS #06025 | | 1 | | | 1 |
| ATLANTIS VISION CENTER | | | 1 | 100% | 1 |
| OXLEY PARK HEALTH & REHAB | | 1 | | | 1 |
| HATLEY HEALTH CARE, INC | | 1 | | | 1 |
| SEABROOK EMS | | | 1 | 100% | 1 |
| CAH ACQUISITION COMPANY 11 LLC | | | 1 | 100% | 1 |
| Harbor House | | 1 | | | 1 |
| CHILDRENS HEALTHCARE CTE OF NORTHERN | | 1 | | | 1 |
| WASHINGTONVILLE PHARMACY INC | | 1 | | | 1 |
| CONSOLIDATED | | | 1 | 100% | 1 |
| BAYLOR SCOTT & WHITE ALL SAINTS MEDICAL CENTER FT | | | 1 | 100% | 1 |
| CARESPOT - WELLINGTON | | | 1 | 100% | 1 |
| SOUTHERN HILLS MEDICAL CENTER | | | 1 | 100% | 1 |
| HALIFAX FAMILY HEALTH CENTER | | | 1 | 100% | 1 |
| MEMORIAL HERMANN KATY HOSPITAL | | | 1 | 100% | 1 |
| CORVALLIS CLINIC PC LAB | | 1 | | | 1 |
| TITUSVILLE CENTER FOR SURGICAL EXCELLENCE LLC | | 1 | | | 1 |
| HARTFORD HEALTH CARE & REHABILITATION | | | 1 | 100% | 1 |
| GATEWAY LABORATORIES | | 1 | | | 1 |
| PINEBROOK CARE AND REHABILITATION CENTER | | | 1 | 100% | 1 |
| TRUCARE LIVING CENTERS - SELMA | | | 1 | 100% | 1 |
| THE DOCTORS OFFICE OF BRICK, LLC | | 1 | | | 1 |
| TITUSVILLE TOWERS ASSISTED LIVING | | 1 | | | 1 |
| BLUFFTON HEALTH CENTER | | | 1 | 100% | 1 |
| TRIPLE O RESEARCH INSTITUTE PA | | | 1 | 100% | 1 |
| CLARKSVILLE MANOR INC | | 1 | | | 1 |
| Wrightsville Manor Health and Rehab | | 1 | | | 1 |
| FAITH FAMILY PRACTICE | | | 1 | 100% | 1 |
| Vista Park | | | 1 | 100% | 1 |
| MEMORIAL HERMANN SOUTHWEST HOSPITAL | | | 1 | 100% | 1 |
| ABRAKIDABRA KIDS CLINIC | | | 1 | 100% | 1 |

COVID-19: testing by laboratory

Data through Apr 6, 2021 verified as of Apr 7, 2021 at 09:25 AM

Data in this report are provisional and subject to change.

The numbers in the table below represent the number of Florida and non-Florida residents for whom test results were received by the Department of Health. A person can be tested by more than one laboratory and can have both positive and negative results. **Therefore, the sum of the numbers in each column will be larger than the total number of people tested.**

| Reporting lab | Inconclusive | Negative | Positive | Percent positive | Total |
|--|--------------|----------|----------|------------------|-------|
| EH FARGO HOSPITAL LABORATORY | | | 1 | 100% | 1 |
| Advanced Rehabilitation of Vernon | | 1 | | | 1 |
| PENROSE HOSPITAL | | | 1 | 100% | 1 |
| MEDEXPRESS URGENT CARE - LODI | | 1 | | | 1 |
| MAHONEY PEDIATRICS PA | | | 1 | 100% | 1 |
| SISTERS MISSION | | | 1 | 100% | 1 |
| CTMD MEDICAL CENTER, PA | | | 1 | 100% | 1 |
| EXPRESS CARE OF OCALA | | | 1 | 100% | 1 |
| RMC BROOKHOLLOW MED AESTHETICS INC | | 1 | | | 1 |
| CVS KS8601POCT OVERLAND PARK | | | 1 | 100% | 1 |
| Medilodge of Midland | | 1 | | | 1 |
| BMC MAYPORT | | | 1 | 100% | 1 |
| THYROID SPECIALTY LABORATORY | | | 1 | 100% | 1 |
| MIAMI CHILDRENS HOSPITAL MIDTOWN OUTPATIENT CENTER | | | 1 | 100% | 1 |
| SPRINGBROOK HOSPITAL | | | 1 | 100% | 1 |
| SOUTHWESTERN STATE HOSPITAL LABORATORY | | | 1 | 100% | 1 |
| Masonic Medical Research Institute | | | 1 | 100% | 1 |
| QUALITY URGENT CARE CENTER | | | 1 | 100% | 1 |
| CVS OH3481POCT MARYSVILLE | | 1 | | | 1 |
| Diversicare of Eupora | | 1 | | | 1 |
| SUNY AT STONY BROOK | | | 1 | 100% | 1 |
| SARHA DOCTORS CENTER | | | 1 | 100% | 1 |
| HOSPICE OF MARION COUNTY INC | | | 1 | 100% | 1 |
| ANDREWS INSTITUTE AMBULATORY SURGERY CENTER | | 1 | | | 1 |
| Brakeley Park Center | | 1 | | | 1 |
| SEGAL INSTITUTE FOR CLINICAL RESEARCH INC | | | 1 | 100% | 1 |
| BROOKSVILLE REGIONAL HOSPITAL | | | 1 | 100% | 1 |
| CAN COMMUNITY HEALTH NORTH MIAMI, FL | | 1 | | | 1 |
| WINTER HAVEN DIALYSIS | | 1 | | | 1 |
| PHYSICIANS URGENT CARE | | | 1 | 100% | 1 |
| JOHN HOPKINS WELLNESS CENTER PEPSICO | | | 1 | 100% | 1 |
| Walgreens #3049 | | 1 | | | 1 |
| VIP STARNETWORK | | 1 | | | 1 |
| NEMOURS CHILDRENS URGENT CARE | | | 1 | 100% | 1 |
| DESTIN SURGERY CENTER LTD | | 1 | | | 1 |
| HARDEE COUNTY FIRE RESCUE | | 1 | | | 1 |
| NOORANI MEDICAL CENTER LLC | | | 1 | 100% | 1 |
| BRONSON METHODIST HOSPITAL | | | 1 | 100% | 1 |
| ADVANCE CARDIOVASCULAR IMAGING, INC | | | 1 | 100% | 1 |
| FORT LOUDOUN PRIMARY CARE | | 1 | | | 1 |
| Good Samaritan Society-Atkinson | | 1 | | | 1 |
| Crowne Health Care of Eufaula | | 1 | | | 1 |
| ACCURATE HEALTH SERVICES CORP | | | 1 | 100% | 1 |
| VELOCITY URGENT CARE - REDMILL | | | 1 | 100% | 1 |
| AMERICAN DRUG TESTING LAB LLC | | | 1 | 100% | 1 |
| Walgreens #5914 | | 1 | | | 1 |

COVID-19: testing by laboratory

Data through Apr 6, 2021 verified as of Apr 7, 2021 at 09:25 AM

Data in this report are provisional and subject to change.

The numbers in the table below represent the number of Florida and non-Florida residents for whom test results were received by the Department of Health. A person can be tested by more than one laboratory and can have both positive and negative results. **Therefore, the sum of the numbers in each column will be larger than the total number of people tested.**

| Reporting lab | Inconclusive | Negative | Positive | Percent positive | Total |
|--|--------------|----------|----------|------------------|-------|
| CARENOW URGENT CARE-HENDERSONVILLE | | 1 | | | 1 |
| PHYSICIAN ASSOCIATES, LLC | | | 1 | 100% | 1 |
| NHC HEALTH CARE CENTER | | 1 | | | 1 |
| CLINTON DRUG STORE | | 1 | | | 1 |
| KELLY | | | 1 | 100% | 1 |
| HALIFAX HEALTH PRIMARY CARE ORMOND | | | 1 | 100% | 1 |
| BAYFRONT CARDIOVASCULAR ASSOCIATES | | | 1 | 100% | 1 |
| EAGLE COUNTY HEALTH AND HUMAN SERVICES | | | 1 | 100% | 1 |
| NEW MILFORD HOSPITAL | | | 1 | 100% | 1 |
| ADVANCE GASTROENTEROLOGY | | | 1 | 100% | 1 |
| YOUR KIDS URGENT CARE | | | 1 | 100% | 1 |
| TILE PHARMACY | | 1 | | | 1 |
| AMERICAN FAMILY CARE - SMYRNA | | | 1 | 100% | 1 |
| SAINT AGNES HOSPITAL | | | 1 | 100% | 1 |
| PUBLIX PHARMACY #0332 | | 1 | | | 1 |
| Kroger 539 - The Little Clinic Memorial Blvd. | | 1 | | | 1 |
| Royal Palm Beach Health and Rehab Center | | | 1 | 100% | 1 |
| TENNOVA HEALTHCARE - CLEVELAND | | | 1 | 100% | 1 |
| CORPORATION OF AMERICA | | 1 | | | 1 |
| SAINT PETE MRI | | | 1 | 100% | 1 |
| CLARKSVILLE HEALTH SYSTEM | | | 1 | 100% | 1 |
| CLINICAL LABORATORY DEPARTMENT | | | 1 | 100% | 1 |
| ANDREWS | | | 1 | 100% | 1 |
| CORE OCCUPATIONAL MEDICINE | | | 1 | 100% | 1 |
| FLORIDA KEYS PED AND ADOLES CTR | | | 1 | 100% | 1 |
| SAINT LEO UNIVERSITY INCORPORATED | | | 1 | 100% | 1 |
| PALOMAR MEDICAL CENTER | | | 1 | 100% | 1 |
| PARKWAY REGIONAL MEDICAL CENTER LAB | | | 1 | 100% | 1 |
| FORT MYERS DIALYSIS | | 1 | | | 1 |
| MAIN STREET PHARMACY OF MARCELLUS, INC | | 1 | | | 1 |
| PRESTIGE ER | | | 1 | 100% | 1 |
| UNIVERSITY OF MIAMI - LENNAR CENTER | | | 1 | 100% | 1 |
| ARBOR DIAGNOSTICS, INC | | 1 | | | 1 |
| BOTTINEAU GOOD SAMARITAN CENTER | | 1 | | | 1 |
| Riverside Nursing & Rehabilitation Center | | 1 | | | 1 |
| ALL AMERICAN FAMILY AND GERIATRIC CARE | | | 1 | 100% | 1 |
| MARYWOOD HEIGHTS | | 1 | | | 1 |
| IVY CREEK HEALTHCARE & WELLNESS CENTRE | | | 1 | 100% | 1 |
| FIRSTCARE MEDICAL CENTER | | | 1 | 100% | 1 |
| SAINT ALPHONSUS REGIONAL MEDICAL CENTER | | | 1 | 100% | 1 |
| VICTORIA PAIN AND REHABILITATION CENTER | | | 1 | 100% | 1 |
| CFHC - FROSTPROOF | | | 1 | 100% | 1 |
| PREVENTIVE CARDIOLOGY AND INTERNAL MEDICINE ASSOCI | | | 1 | 100% | 1 |
| NEWCARE PRIMARY MEDICINE | | | 1 | 100% | 1 |
| METHODISM MIDLOTHIAN MEDICAL CENTER | | | 1 | 100% | 1 |
| FAMILY MEDICAL CENTER OF HOLLYWOOD PA | | | 1 | 100% | 1 |

COVID-19: testing by laboratory

Data through Apr 6, 2021 verified as of Apr 7, 2021 at 09:25 AM

Data in this report are provisional and subject to change.

The numbers in the table below represent the number of Florida and non-Florida residents for whom test results were received by the Department of Health. A person can be tested by more than one laboratory and can have both positive and negative results. **Therefore, the sum of the numbers in each column will be larger than the total number of people tested.**

| Reporting lab | Inconclusive | Negative | Positive | Percent positive | Total |
|--|--------------|----------|----------|------------------|-------|
| COLLINS NURSING HOME | | 1 | | | 1 |
| ARLINGTON ADULT RESIDENTIAL FACILITY, INC | | | 1 | 100% | 1 |
| Williamstown Commons | | | 1 | 100% | 1 |
| MEDHEALTH CLINICAL INC | | | 1 | 100% | 1 |
| Accordius Health at Gastonia | | | 1 | 100% | 1 |
| HEALTH FIRST MEDICAL GROUP LLC | | | 1 | 100% | 1 |
| CVS TX7824POCT GARLAND | | 1 | | | 1 |
| CHRISTIANA HOSPITAL | | 1 | | | 1 |
| NEW ULM MEDICAL CENTER | | | 1 | 100% | 1 |
| EAST END PEDIATRICS | | 1 | | | 1 |
| PINECREST MANOR | | 1 | | | 1 |
| PROVIDENCE HOSPITAL | | | 1 | 100% | 1 |
| SALEM HOSPITAL REGIONAL LABORATORY | | 1 | | | 1 |
| CEPERO PEDIATRICS PA | | | 1 | 100% | 1 |
| Melbourne Terrace Rehabilitation Center | | | 1 | 100% | 1 |
| PAUL C SCHWARTZ & MELVIN L WEIDMAN | | 1 | | | 1 |
| KETTERING MEDICAL CENTER | | | 1 | 100% | 1 |
| MEDEXPRESS URGENT CARE - PINE BLUFF S | | 1 | | | 1 |
| CIRRUS DX | | | 1 | 100% | 1 |
| AVERA SACRED HEART HOSPITAL | | | 1 | 100% | 1 |
| MEDIPLUS CLINIC, INC | | | 1 | 100% | 1 |
| Greene Meadows Nursing and Rehabilitation Center | | 1 | | | 1 |
| CULVER CITY URGENT CARE | | | 1 | 100% | 1 |
| MEDEXPRESS URGENT CARE - ROCKAWAY | | 1 | | | 1 |
| CLEVELAND HEARTLAB | | | 1 | 100% | 1 |
| FLORIDA DIGESTIVE AND LIVER SPECIALISTS | | | 1 | 100% | 1 |
| Arlington Care Center | | | 1 | 100% | 1 |
| ATMORE COMMUNITY HOSPITAL | | | 1 | 100% | 1 |
| MEDEXPRESS URGENT CARE - BENTONVILLE | | 1 | | | 1 |
| UF HEALTH EMERGENCY CENTER LABORATORY | | 1 | | | 1 |
| THE HOSPITALS OF PROVIDENCE EMERGENCY ROOM | | | 1 | 100% | 1 |
| MULTICARE PHYSICIANS | | | 1 | 100% | 1 |
| CLINICAL CARE, INC | | | 1 | 100% | 1 |
| NULEASE MEDICAL SOLUTIONS | | | 1 | 100% | 1 |
| Caldwell Care | | 1 | | | 1 |
| COMMUNITY CARE CENTER | | 1 | | | 1 |
| DOYLESTOWN HOSPITAL | | | 1 | 100% | 1 |
| HUNTERS CREEK MEDICAL ASSOCIATES PA | | 1 | | | 1 |
| GENEVA FAMILY HEALTH | | | 1 | 100% | 1 |
| TMH URGENT CARE CENTER | | | 1 | 100% | 1 |
| CONSULATE HEALTH CARE OF VERO BEACH | | | 1 | 100% | 1 |
| BEACH CARE PLLC | | | 1 | 100% | 1 |
| ADVENTHEALTH SENIOR CARE AT ORMOND | | | 1 | 100% | 1 |
| ASSOCIATES IN INTERNAL MEDICINE PA | | | 1 | 100% | 1 |
| HEALTHPLUS | | | 1 | 100% | 1 |
| MIAMI-DADE COUNTY HEALTH DEPT. | | 1 | | | 1 |

COVID-19: testing by laboratory

Data through Apr 6, 2021 verified as of Apr 7, 2021 at 09:25 AM

Data in this report are provisional and subject to change.

The numbers in the table below represent the number of Florida and non-Florida residents for whom test results were received by the Department of Health. A person can be tested by more than one laboratory and can have both positive and negative results. **Therefore, the sum of the numbers in each column will be larger than the total number of people tested.**

| Reporting lab | Inconclusive | Negative | Positive | Percent positive | Total |
|--|--------------|----------|----------|------------------|-------|
| PROVIDENCE PORTLAND MEDICAL CENTER | | 1 | | | 1 |
| SOUTH DADE NURSING & REHABILITATION CENTER | | | 1 | 100% | 1 |
| REGIONAL MED CTR BAYONET POINT | | | 1 | 100% | 1 |
| GAMMA HEALTHCARE, INC | | 1 | | | 1 |
| NABI | | 1 | | | 1 |
| VERITAS GENETICS, INC. | | | 1 | 100% | 1 |
| Kroger 407 - The Little Clinic Lexington | | 1 | | | 1 |
| Cornerstone at the Ranch | | 1 | | | 1 |
| MEMORIAL HOSPITAL AT GULFPORT | | | 1 | 100% | 1 |
| MID-FLORIDA PATHOLOGY LLC | | 1 | | | 1 |
| BAPTIST HEALTH PRIMARY CARE AT CUTLER BAY | | | 1 | 100% | 1 |
| AVON PARK CLUSTER | | 1 | | | 1 |
| ALBUQUERQUE INDIAN HEALTH CENTER | | 1 | | | 1 |
| CARSON NURSING AND REHABILITATION CENTER | | 1 | | | 1 |
| FREDERICK AVENUE GROUP HOME | | 1 | | | 1 |
| ST. MICHAEL'S ELITE HOSPITAL | | | 1 | 100% | 1 |
| NORTHEAST GEORGIA HEALTH SYSTEM | | | 1 | 100% | 1 |
| SIGNATURE CARE MIDLAND | | | 1 | 100% | 1 |
| MD NOW MEDICAL CENTERS, INC | | | 1 | 100% | 1 |
| WAKE FOREST MEDICAL CENTER LABORATORY | | | 1 | 100% | 1 |
| VA Texas Valley Coastal Bend Harlingen HCC | | 1 | | | 1 |
| ST FRANCIS MEDICAL CENTER | | | 1 | 100% | 1 |
| PALM BEACH COUNTY SHERIFF OFFICE | | | 1 | 100% | 1 |
| UNIVERSITY PLACE NURSING CENTER | | 1 | | | 1 |
| SOUTHERN FAMILY HEALTH | | | 1 | 100% | 1 |
| Kroger 779 - The Little Clinic Georgetown | | 1 | | | 1 |
| GADSDEN FAMILY PRACTICE | | 1 | | | 1 |
| Nemours Children's Clinic-Orla | | | 1 | 100% | 1 |
| TREASURE COAST MEDICAL CONCIERGE LLC | | | 1 | 100% | 1 |
| PHOEBE PRIMARY CARE CAMILLA | | | 1 | 100% | 1 |
| LOUISIANA STATE LAB | | | 1 | 100% | 1 |
| Orange City Nursing and Rehab Center | | | 1 | 100% | 1 |
| LANGLADE | | | 1 | 100% | 1 |
| TIMPANOGOS REGIONAL HOSPITAL | | | 1 | 100% | 1 |
| MID FLORIDA DERMATOLOGY ASSOCIATES PA | | | 1 | 100% | 1 |
| PEDIATRIC PARTNERS ZEPHYRHILLS | | | 1 | 100% | 1 |
| CMC MERCY LABORATORY | | | 1 | 100% | 1 |
| NEW RIVER HEALTH DISTRICT | | | 1 | 100% | 1 |
| WHEATON FRANCISCAN LABORATORY | | | 1 | 100% | 1 |
| NEXT LEVEL URGENT CARE (WOODLANDS) | | | 1 | 100% | 1 |
| CHC | | | 1 | 100% | 1 |
| Greenhaven Health and Rehabilitation | | 1 | | | 1 |
| Signature HealthCare of Bowling Green | | 1 | | | 1 |
| Smg At Bridgewater Family Medicine | | 1 | | | 1 |
| SEATTLE-KING COUNTY | | | 1 | 100% | 1 |
| TMH PHYSICIAN PARTNERS QUINCY | | | 1 | 100% | 1 |

COVID-19: testing by laboratory

Data through Apr 6, 2021 verified as of Apr 7, 2021 at 09:25 AM

Data in this report are provisional and subject to change.

The numbers in the table below represent the number of Florida and non-Florida residents for whom test results were received by the Department of Health. A person can be tested by more than one laboratory and can have both positive and negative results. **Therefore, the sum of the numbers in each column will be larger than the total number of people tested.**

| Reporting lab | Inconclusive | Negative | Positive | Percent positive | Total |
|---|--------------|----------|----------|------------------|-------|
| NEMOURS CHILDREN'S | | | 1 | 100% | 1 |
| Bayou Vista Community Care Center | | | 1 | 100% | 1 |
| VANAJA SUREDDI MD PA | | | 1 | 100% | 1 |
| CVS IL2297651CV JOLIET | | 1 | | | 1 |
| CARING PROFESSIONAL HEALTH CARE LLC | | 1 | | | 1 |
| SENCARE MANAGEMENT | | 1 | | | 1 |
| JPS HEALTH CENTER AT TRUE WORTH PLACE | | | 1 | 100% | 1 |
| SILVERMAN | | | 1 | 100% | 1 |
| HEALTH CLINIC,THE | | 1 | | | 1 |
| SC-GA2018 THE RIDGE REHABILITATION & H | | 1 | | | 1 |
| PROGRESSIVE URGENT CARE, PC | | | 1 | 100% | 1 |
| TEXAS HEALTH HARRIS METHODIST HOSPITAL | | | 1 | 100% | 1 |
| Manor Care of Dallastown d/b/a ManorCare Health Services - Dallastown | | 1 | | | 1 |
| GALVESTON COUNTY HEALTH DISTRICT | | | 1 | 100% | 1 |
| DORNOCH PLACE DEL PRADO | | 1 | | | 1 |
| MEMORIAL HOSPITAL LOS BANOS | | | 1 | 100% | 1 |
| EVANS FAMILY CARE PA | | | 1 | 100% | 1 |
| DORAL KIDNEY CENTER | | | 1 | 100% | 1 |
| LIFE CARE CENTER OF HILTON HEAD | | 1 | | | 1 |
| GULF COUNTY HEALTH DEPARTMENT | | | 1 | 100% | 1 |
| ROSLYN INTERNAL MEDICINE | | 1 | | | 1 |
| Heritage of Red Cloud | | 1 | | | 1 |
| MEDICAL ASSOCIATES OF CARTER | | 1 | | | 1 |
| NEMOURS CHILDREN'S PRIMARY CARE | | | 1 | 100% | 1 |
| MYCLINIC, INC | | | 1 | 100% | 1 |
| INTERMOUNTAIN HEALTHCARE CENTRAL LABORATORY | | | 1 | 100% | 1 |
| MOUNT SINAI HOSPITAL OF QUEENS | | | 1 | 100% | 1 |
| LEE MEMORIAL HEALTH SYSTEMS HOME HEALTH | | 1 | | | 1 |
| UNIVERSITY OF MARYLAND PATHOLOGY ASSOCIATES | | | 1 | 100% | 1 |
| THE INTERNAL MEDICAL GROUP | | 1 | | | 1 |
| MEDEXPRESS URGENT CARE-BRENTWOOD | | 1 | | | 1 |
| FAMILY PRACTICE OF CENTRAL FLORIDA PA | | | 1 | 100% | 1 |
| Kroger 356 - The Little Clinic Middletown | | 1 | | | 1 |
| Juniper Village at Bucks County | | 1 | | | 1 |
| Life Care Center of Paradise Valley | | 1 | | | 1 |
| SPORTS MEDICINE CLINIC - U OF WYOMING | | | 1 | 100% | 1 |
| COOSA VALLEY HEALTHCARE CENTER LLC | | 1 | | | 1 |
| LAB TEST KENDALL LLC | | 1 | | | 1 |
| CRESTHAVEN | | | 1 | 100% | 1 |
| MBMG OF WINTER HAVEN | | | 1 | 100% | 1 |
| PALMETTO CHARTER SCHOOL | | 1 | | | 1 |
| Piqua Manor | | 1 | | | 1 |
| Crisp Regional Nursing and Rehab Center | | 1 | | | 1 |
| URGENT DOC -NACOGODOCHES CLINIC | | | 1 | 100% | 1 |
| MEDCARE QUALITY MEDICAL CENTER LLC | | | 1 | 100% | 1 |
| WALMART PHARMACY 10-4554 | | 1 | | | 1 |

COVID-19: testing by laboratory

Data through Apr 6, 2021 verified as of Apr 7, 2021 at 09:25 AM

Data in this report are provisional and subject to change.

The numbers in the table below represent the number of Florida and non-Florida residents for whom test results were received by the Department of Health. A person can be tested by more than one laboratory and can have both positive and negative results. **Therefore, the sum of the numbers in each column will be larger than the total number of people tested.**

| Reporting lab | Inconclusive | Negative | Positive | Percent positive | Total |
|--|--------------|----------|----------|------------------|-------|
| MERCY MEDICAL CENTER INC | | | 1 | 100% | 1 |
| MEDEXPRESS URGENT CARE-HAVERHILL | | 1 | | | 1 |
| POUDRE VALLEY HOSPITAL | | | 1 | 100% | 1 |
| SKY LAKES MEDICAL CENTER | | 1 | | | 1 |
| AHC Dyersburg | | 1 | | | 1 |
| QUALITY LAB | | | 1 | 100% | 1 |
| St. Catherine's manor of Findlay | | 1 | | | 1 |
| HIGHLAND LABORATORY | | | 1 | 100% | 1 |
| PRIME CARE FAMILY MEDICINE | | | 1 | 100% | 1 |
| CLEMENT J ZABLOCKI VAMC | | 1 | | | 1 |
| SHAW MEDICAL GROUP LLC | | | 1 | 100% | 1 |
| Diversicare of Ripley | | 1 | | | 1 |
| EAST LANSING OPCO | | 1 | | | 1 |
| MORGAN MEDICAL CENTER | | 1 | | | 1 |
| Kroger 569 - The Little Clinic Gallatin | | 1 | | | 1 |
| WESTOX LABS | | 1 | | | 1 |
| KINGSWAY MEDICAL CENTER INC | | | 1 | 100% | 1 |
| Chateau Dville Rehab & Retirement | | 1 | | | 1 |
| MEDICAL EXAMINERS OFFICE, LEESBURG | | | 1 | 100% | 1 |
| CENTRAL FL INTERNAL MEDICINE ASSOCIATES LLC | | 1 | | | 1 |
| KENDALL PEDIATRICS PARTNERS LLC | | | 1 | 100% | 1 |
| KIOSK MEDICINE KENTUCKY LLC | | 1 | | | 1 |
| DOCTORS HOSPITAL OF LAREDO | | | 1 | 100% | 1 |
| PBSO HEALTH AND WELLNESS CENTER | | | 1 | 100% | 1 |
| SHANNON MEDICAL CENTER | | | 1 | 100% | 1 |
| EMERY MEDICAL CENTER | | | 1 | 100% | 1 |
| HIGHLANDS CLINICAL LABORATORY | | | 1 | 100% | 1 |
| ADVANCED MEDICAL LABORATORIES (AML) | | | 1 | 100% | 1 |
| ARIZONA STATE LABORATORY | | | 1 | 100% | 1 |
| HOUSTON MEDICAL CENTER | | | 1 | 100% | 1 |
| CARE CENTER OF LAKE PLACID | | | 1 | 100% | 1 |
| URGENTMED | | | 1 | 100% | 1 |
| ORMOND PEDIATRICS PA | | | 1 | 100% | 1 |
| WELLINGTON WEST 100176 | | | 1 | 100% | 1 |
| ALTAMONTE SPRINGS WALK IN MED CENTER | | | 1 | 100% | 1 |
| SUN CITY DIAGNOSTIC CENTER | | | 1 | 100% | 1 |
| Kroger 618 - The Little Clinic Trail Creek Village | | 1 | | | 1 |
| DEVITA | | 1 | | | 1 |
| SHERIDAN VAMC | | 1 | | | 1 |
| Ashland Place Health and Rehabilitation, LLC | | 1 | | | 1 |
| MEMORIAL SATILLA HEALTH | | | 1 | 100% | 1 |
| SMYTH COUNTY COMMUNITY HOSPITAL LABORATORY | | | 1 | 100% | 1 |
| Encompass Health Rehab Hosp Tinton Falls | | 1 | | | 1 |
| Kroger - KRO03400316 | | | 1 | 100% | 1 |
| ELLCOTT CENTER FOR REHABILITATION AND | | 1 | | | 1 |
| JOHN PETER SMITH HOSPITAL- OB TRIAGE | | | 1 | 100% | 1 |

COVID-19: testing by laboratory

Data through Apr 6, 2021 verified as of Apr 7, 2021 at 09:25 AM

Data in this report are provisional and subject to change.

The numbers in the table below represent the number of Florida and non-Florida residents for whom test results were received by the Department of Health. A person can be tested by more than one laboratory and can have both positive and negative results. **Therefore, the sum of the numbers in each column will be larger than the total number of people tested.**

| Reporting lab | Inconclusive | Negative | Positive | Percent positive | Total |
|--|--------------|----------|----------|------------------|-------|
| Waycross VA CBOC | | 1 | | | 1 |
| SEVEN HILLS HEALTHCARE GROUP LLC DBA | | 1 | | | 1 |
| HSRE-ASL CASSELBERRY TRS, LLC | | | 1 | 100% | 1 |
| SYNAPSE ANALYTICAL LABS | | 1 | | | 1 |
| HAMPTON VAMC | | 1 | | | 1 |
| ALL PRO ORTHOPEDICS & SPORTS MEDICINE, PA | | | 1 | 100% | 1 |
| DAYTONA BEACH CENTRA CARE | | | 1 | 100% | 1 |
| Kroger 588 - The Little Clinic Thompsons Station | | 1 | | | 1 |
| HUDSON REGIONAL HOSPITAL | | | 1 | 100% | 1 |
| LIFESTREAM BEHAVIORAL CENTER INC | | | 1 | 100% | 1 |
| FIT4LIFE MEDICAL CENTER | | | 1 | 100% | 1 |
| CHATSWORTH ASSISTED LIVING COMMUNITY AT PGA NATIONAL | | | 1 | 100% | 1 |
| NIHCC | | | 1 | 100% | 1 |
| CASA DE ORO CARE AND REHABILITATION CE | | 1 | | | 1 |
| WILMINGTON NURSING AND REHAB | | | 1 | 100% | 1 |
| EXACCARE KINGSTON, LLC | | | 1 | 100% | 1 |
| Altenheim Senior Living | | 1 | | | 1 |
| ATHENS MEDICAL CENTER | | | 1 | 100% | 1 |
| HEALTHCARE PARTNERS FAMILY MEDICINE LLC | | | 1 | 100% | 1 |
| SMA BEHAVIORAL HEALTH SERVICES INC | | 1 | | | 1 |
| CVS OH254OPOCT HILLIARD | | 1 | | | 1 |
| INDIGO PALMS | | | 1 | 100% | 1 |
| INFANTS & CHILDREN PA | | | 1 | 100% | 1 |
| JET MEDICAL CENTER | | | 1 | 100% | 1 |
| MINUTE CLINIC DIAGNOSTIC MED GRP OF CA | | 1 | | | 1 |
| GULF BREEZE TREATMENT CENTER, LLC | | | 1 | 100% | 1 |
| ADVANCE HEALTH AND WELLNESS SOLUTIONS | | | 1 | 100% | 1 |
| NORTH CAROLINA STATE LABORATORY OF PUBLIC HEALTH, SPECTRUM LAB NETWORK | | | 1 | 100% | 1 |
| WALGREENS #5130 | | | 1 | 100% | 1 |
| LONESTAR 24HRER MANAGEMENT LLC DBA LONESTAR 24HRER | | | 1 | 100% | 1 |
| PENNY PEDIATRICS | | 1 | | | 1 |
| TMH PHYSICIAN PARTNERS WAKULLA | | | 1 | 100% | 1 |
| FAMILY MEDICAL CENTERS | | | 1 | 100% | 1 |
| YUMA REGIONAL MEDICAL CENTER | | | 1 | 100% | 1 |
| Consulate Health Care of Tallahassee | | | 1 | 100% | 1 |
| VIVIAN SIMMONS FAMILY PRACTICE | | | 1 | 100% | 1 |
| COASTAL PEDIATRICS LLC | | | 1 | 100% | 1 |
| ALABAMA REFERENCE LAB | | | 1 | 100% | 1 |
| NORTH WEST FLORIDA DIAGNOSTIC ENOCRINOLOGY CLINIC | | | 1 | 100% | 1 |
| YORK HOSPITAL: MICROBIOLOGY | | | 1 | 100% | 1 |
| Summit Medical Group Morristown Oncology | | 1 | | | 1 |
| YOUTH HEALTH CENTER OF HUNTINGTON | | 1 | | | 1 |
| JUPITER MEDICAL GROUP | | | 1 | 100% | 1 |
| ABSOLUTE CAREGIVERS HOME HEALTH AGENCY INC | | | 1 | 100% | 1 |
| Good Shepherd Fairview Home, Inc. | | 1 | | | 1 |
| Good Samaritan Society - Albion | | 1 | | | 1 |

COVID-19: testing by laboratory

Data through Apr 6, 2021 verified as of Apr 7, 2021 at 09:25 AM

Data in this report are provisional and subject to change.

The numbers in the table below represent the number of Florida and non-Florida residents for whom test results were received by the Department of Health. A person can be tested by more than one laboratory and can have both positive and negative results. **Therefore, the sum of the numbers in each column will be larger than the total number of people tested.**

| Reporting lab | Inconclusive | Negative | Positive | Percent positive | Total |
|--|--------------|----------|----------|------------------|-------|
| CELEBRATION FAMILY PHYSICIANS LLC | | | 1 | 100% | 1 |
| JOHN MANCHIN SR HEALTH CARE CENTER | | 1 | | | 1 |
| NEMOURS CHILDREN'S PRIMARY CARE | | | 1 | 100% | 1 |
| HIGH DESERT COURT GROUP HOME | | | 1 | 100% | 1 |
| PURECARE PHARMACY | | 1 | | | 1 |
| SAINT FRANCIS HOSPITAL | | | 1 | 100% | 1 |
| CVS MI8287POCT MACOMB | | 1 | | | 1 |
| Parkside Manor | | 1 | | | 1 |
| Northern Nevada State Veterans Home | | 1 | | | 1 |
| Central Alabama Veterans HCS - West Campus | | 1 | | | 1 |
| EVENTIDE LUTHERAN HOME | | 1 | | | 1 |
| CVS MA299POCT WORCESTER | | 1 | | | 1 |
| KAISER PERMANENTE REGIONAL REFERENCE LABORATORY | | 1 | | | 1 |
| American Fork Care Center dba Heritage Care Center | | 1 | | | 1 |
| VALLEY HOSPITAL MEDICAL CENTER | | 1 | | | 1 |
| MEDEXPRESS URGENT CARE - MT EPHRAIM | | 1 | | | 1 |
| ADDINGTON PLACE EAST LAKE | | 1 | | | 1 |
| PANCARE HEALTH - BRUCE | | | 1 | 100% | 1 |
| Shelbyville Manor | | 1 | | | 1 |
| ADVANCED LABORATORY SERVICES | | | 1 | 100% | 1 |
| JEFFREY A HIRSCHFIELD, MD PA | | | 1 | 100% | 1 |
| BROOKDALE WEST PALM BEACH | | | 1 | 100% | 1 |
| Grays Harbor Health and Rehabilitation | | 1 | | | 1 |
| FLORIDA HOSPITAL TRANSPLANT CENTER | | 1 | | | 1 |
| LIBERTY COMMONS NURSING AND REHABILITA | | 1 | | | 1 |
| Washington County Nursing Home | | | 1 | 100% | 1 |
| ST JOSEPHS CHILDRENS HOSPITAL PEDI TRANSPORT | | | 1 | 100% | 1 |
| GWINNETT MEDICAL CENTER | | | 1 | 100% | 1 |
| Mountain City Care and Rehabilitation Center | | 1 | | | 1 |
| ERIE COUNTY EMERGENCY SERVICES DIV OF | | 1 | | | 1 |
| ALCALA PHARMACEUTICALS | | | 1 | 100% | 1 |
| BOND & STEELE CLINIC, PA | | | 1 | 100% | 1 |
| SUN LABORATORY SERVICES,INC | | | 1 | 100% | 1 |
| ST.ELIZABETH HEALTH CENTER | 1 | | | | 1 |
| ADVENTHEALTH HOME CARE WATERMAN | | | 1 | 100% | 1 |
| Glenburn Home | | 1 | | | 1 |
| Schoenbrunn Healthcare | | 1 | | | 1 |
| Walgreens #10988 | | 1 | | | 1 |
| Fulton County Medical Center Long Term Care | | | 1 | 100% | 1 |
| MERCY - NORTH IOWA | | | 1 | 100% | 1 |
| MT CARMEL NURSING HOME | | 1 | | | 1 |
| WARREN GENERAL HOSPITAL | | | 1 | 100% | 1 |
| BEVERLY ADVANCED PRACTICE NURSING | | 1 | | | 1 |
| PEACHEALTH LABORATORIES | | 1 | | | 1 |
| Ash Flat Healthcare and Rehabilitation Center | | | 1 | 100% | 1 |
| PALM BREEZE DIALYSIS | | | 1 | 100% | 1 |

COVID-19: testing by laboratory

Data through Apr 6, 2021 verified as of Apr 7, 2021 at 09:25 AM

Data in this report are provisional and subject to change.

The numbers in the table below represent the number of Florida and non-Florida residents for whom test results were received by the Department of Health. A person can be tested by more than one laboratory and can have both positive and negative results. **Therefore, the sum of the numbers in each column will be larger than the total number of people tested.**

| Reporting lab | Inconclusive | Negative | Positive | Percent positive | Total |
|---|--------------|----------|----------|------------------|-------|
| Cerenity Senior Care-White Bear Lake | | 1 | | | 1 |
| ANDERSON NURSING CENTER | | | 1 | 100% | 1 |
| MED CHOICE CENTER OF NORTH MIAMI | | | 1 | 100% | 1 |
| AUTUMN HOUSE | | | 1 | 100% | 1 |
| BAYFRONT HEAL WOUND CARE AND HYPERBARIC CENTER | | | 1 | 100% | 1 |
| Autumn Care of Suffolk | | 1 | | | 1 |
| Hinesville VA Clinic | | 1 | | | 1 |
| OHIO VALLEY MANOR NURSING & | | 1 | | | 1 |
| MEA PRIMARY CARE PLUS BYRAM | | | 1 | 100% | 1 |
| FLORIDA EPIDEMIOLOGY PROGRAM | | | 1 | 100% | 1 |
| SPRINGFIELD HOSPITAL | | | 1 | 100% | 1 |
| WINDERMERE PEDIATRICS | | | 1 | 100% | 1 |
| MEDEXPRESS URGENT CARE PENNSVILLE | | 1 | | | 1 |
| ALL CARE URGENT CARE | | | 1 | 100% | 1 |
| INTERIM HEALTHCARE OF PALM COAST | | | 1 | 100% | 1 |
| Rockcastle Health and Rehab | | 1 | | | 1 |
| Aspire Physical Recovery Center at Cahaba River | | 1 | | | 1 |
| MARTIN HEALTH PHYSICIAN GROUP | | | 1 | 100% | 1 |
| JACKSONVILLE HEALTH & REHAB | | 1 | | | 1 |
| OMNI HEALTHCARE URGENT CARE | | | 1 | 100% | 1 |
| ELATION HEALTH | | 1 | | | 1 |
| JUPITER MEDICAL CENTER INC | | | 1 | 100% | 1 |
| BRIDGEWAY CENTER INC | | | 1 | 100% | 1 |
| Bolingreen Health and Rehabilitation | | 1 | | | 1 |
| AMBRY GENETICS CORP | 1 | | | | 1 |
| AMERICA'S ER SITE 002 LLC | | | 1 | 100% | 1 |
| Miller Health Care Center | | | 1 | 100% | 1 |
| BARTLE'S PHARMACY INC | | | 1 | 100% | 1 |
| CVS OH6164POCT DELAWARE | | 1 | | | 1 |
| Heartland of Pittsburgh PA, LLC | | 1 | | | 1 |
| MEDICAL CITY DENTON | | | 1 | 100% | 1 |
| KEY WEST BRANCH MEDICAL CLINIC | | | 1 | 100% | 1 |
| CLEVELAND CLINIC OUTPATIENT LABORATORY | | | 1 | 100% | 1 |
| HEARTLAND PHARMACY SEBRING | | | 1 | 100% | 1 |
| Allen Health and Rehabilitation | | 1 | | | 1 |
| Southwest Louisiana Veterans Home | | | 1 | 100% | 1 |
| CLIFTON-FINE HOSPITAL LABORATORY | | 1 | | | 1 |
| LABORATORY COPORATION OF AMERICA | | | 1 | 100% | 1 |
| NSUH AT SYOSSET | | 1 | | | 1 |
| WESTEX URGENT CARE, PLLC | | | 1 | 100% | 1 |
| CARENOW LAKE WORTH | | | 1 | 100% | 1 |
| STATE OF CALIFORNIA DOH SERVICES | | | 1 | 100% | 1 |
| Traymore Nursing Center | | 1 | | | 1 |
| St. Antonys Nursing and Rehab | | | 1 | 100% | 1 |
| ROCKLEDGE HEALTH & REHABILITATION CENTER | | | 1 | 100% | 1 |
| UUHC - REDSTONE HEALTH CENTER LABORATORY | | | 1 | 100% | 1 |

COVID-19: testing by laboratory

Data through Apr 6, 2021 verified as of Apr 7, 2021 at 09:25 AM

Data in this report are provisional and subject to change.

The numbers in the table below represent the number of Florida and non-Florida residents for whom test results were received by the Department of Health. A person can be tested by more than one laboratory and can have both positive and negative results. **Therefore, the sum of the numbers in each column will be larger than the total number of people tested.**

| Reporting lab | Inconclusive | Negative | Positive | Percent positive | Total |
|---|--------------|----------|----------|------------------|-------|
| BGB SUMMIT MEDICAL GROUP | | 1 | | | 1 |
| WILLOW DALE WELLNESS VILLAGE APARTMENT | | 1 | | | 1 |
| Monument Health Custer Care Center | | 1 | | | 1 |
| MRMC LAB MICRO | | | 1 | 100% | 1 |
| Brio of Johnston | | 1 | | | 1 |
| MEDEXPRESS URGENT CARE - LEOMINSTER | | 1 | | | 1 |
| HAMILTON CI MAIN UNIT ANNEX/ WORK CAMP | | | 1 | 100% | 1 |
| PINELLAS POINT NURSING AND REHAB CENTER | | | 1 | 100% | 1 |
| ALAFAYA WOODS FAMILY MEDICAL CENTER | | 1 | | | 1 |
| CHATEAU MADELEINE - SENIOR LIVING & MEMORY CARE | | | 1 | 100% | 1 |
| GENESIS HOME HEALTH CARE SERVICES OF | | | 1 | 100% | 1 |
| FAMILY PRACTICE ASSOCIATES | | 1 | | | 1 |
| INNOVATIVE HEALTH DIAGNOSTIC OF CALIFORNIA | | | 1 | 100% | 1 |
| Abernethy Laurels | | 1 | | | 1 |
| INTERIM HEALTHCARE | | | 1 | 100% | 1 |
| CVS MA929POCT FRANKLIN | | 1 | | | 1 |
| Accordius Health at Harrisonburg | | 1 | | | 1 |
| PEDIATRIC ASSOCIATES - JACKSONVILLE | | | 1 | 100% | 1 |
| KINGWOOD EMERGENCY HOSPITAL | | | 1 | 100% | 1 |
| WASHINGTON SOLDIERS HOME AND COLONY | | 1 | | | 1 |
| MYLAN-SOUTH POINT PA | | 1 | | | 1 |
| UMMC MIDTOWN CAMPUS | | | 1 | 100% | 1 |
| SARASOTA MEMORIAL HOSPITAL | | 1 | | | 1 |
| MICROBIOLOGY DEPARTMENT | | | 1 | 100% | 1 |
| PSL JAX BEACH OPERATIONS LLC | | | 1 | 100% | 1 |
| LACKAWANNA HEALTH AND REHAB CENTER | | 1 | | | 1 |
| SUNRISE/QUAY COUNTY HEALTH CLINIC | | 1 | | | 1 |
| JERSEY IRISH MEDICAL | | 1 | | | 1 |
| BIODORON LABORATORIES | | | 1 | 100% | 1 |
| MISSION REGIONAL MEDICAL CENTER | | | 1 | 100% | 1 |
| PCR DIAGNOSTICS | | | 1 | 100% | 1 |
| CHP COVID-19 (TX) | | | 1 | 100% | 1 |
| TRANSCEND PERFORMANCE AND LIFESTYLE INSTITUTE | | | 1 | 100% | 1 |
| EXPRESS LAB LIVINGSTON | | | 1 | 100% | 1 |
| Pinnacle Health and Rehab at South Portland | | 1 | | | 1 |
| TRISTAR WELLNESS, LLC | | 1 | | | 1 |
| CVS PHARMACY INC DBA CVS/PHARMACY # 10600 | | 1 | | | 1 |
| RIVERTON CBOC | | | 1 | 100% | 1 |
| DE TAR HOSPITAL | | | 1 | 100% | 1 |
| MEDEXPRESS URGENT CARE - JACKSON | | 1 | | | 1 |
| RADIANCE HEALTH RX | | 1 | | | 1 |
| CVS TN6414POCT SMYRNA | | 1 | | | 1 |
| COLONIAL HEALTH CARE | | 1 | | | 1 |
| Medilodge of Kalamazoo | | 1 | | | 1 |
| APPLECARE URGENT CARE KINGSLAND | | | 1 | 100% | 1 |
| St. Anne Home | | 1 | | | 1 |

COVID-19: testing by laboratory

Data through Apr 6, 2021 verified as of Apr 7, 2021 at 09:25 AM

Data in this report are provisional and subject to change.

The numbers in the table below represent the number of Florida and non-Florida residents for whom test results were received by the Department of Health. A person can be tested by more than one laboratory and can have both positive and negative results. **Therefore, the sum of the numbers in each column will be larger than the total number of people tested.**

| Reporting lab | Inconclusive | Negative | Positive | Percent positive | Total |
|--|--------------|----------|----------|------------------|-------|
| FRONT PORCH PEDIATRICS PLLC | | | 1 | 100% | 1 |
| MEDICAL ASSOCIATES OF THE SHOALS | | 1 | | | 1 |
| CLERMONT HEALTH DEPARTMENT | | | 1 | 100% | 1 |
| NORTH BREVARD CHILDRENS MEDICAL CENTER | | | 1 | 100% | 1 |
| GOOD PEDIATRICS | | | 1 | 100% | 1 |
| SMITH | | | 1 | 100% | 1 |
| PROGRESSIVE MEDICAL LAB LLC | | | 1 | 100% | 1 |
| Fairhaven Retirement Community | | 1 | | | 1 |
| CONVENIENT MEDICAL AND HEALTH SERVICES | | | 1 | 100% | 1 |
| MEDICAL UNIVERSITY OF SOUTH CAROLINA | | | 1 | 100% | 1 |
| HACKENSACK UNIVERSITY MEDICAL CENTER | | 1 | | | 1 |
| SPECTRUM LUDINGTON | | | 1 | 100% | 1 |
| CARE ADVANTAGE | | | 1 | 100% | 1 |
| PATIENT FIRST - GARRISONVILLE | | | 1 | 100% | 1 |
| DAVENPORT PEDIATRICS CLERMONT | | | 1 | 100% | 1 |
| Grand Junction VAMC | | 1 | | | 1 |
| APPLECARE URGENT CARE | | | 1 | 100% | 1 |
| RM PHARMACY SERVICES INC | | 1 | | | 1 |
| MORNINGSIDE NURSING AND REHABILITATION | | 1 | | | 1 |
| HALE KUPUNA HERITAGE HOME | | 1 | | | 1 |
| CHI ST ALEXIUS TRANSITIONAL CARE UNIT | | 1 | | | 1 |
| PEDIATRIC ASSOCIATES OF JULINGTON CREEK | | | 1 | 100% | 1 |
| HOLMES FAMILY PRACTICE PA | | | 1 | 100% | 1 |
| WESTON COUNTY HEALTH SERVICES | | | 1 | 100% | 1 |
| PLEASANT RIDGE MANOR WEST | | 1 | | | 1 |
| BAPTIST HEALTH MEDICAL PLAZA | | | 1 | 100% | 1 |
| MIAMI JEWISH DIALYSIS | | | 1 | 100% | 1 |
| FLORIDA FAMILY LABORATORY | | 1 | | | 1 |
| WELL-KEY URGENT CARE SEVIERVILLE | | | 1 | 100% | 1 |
| NOVANT HEALTH PRINCE WILLIAM WELLNESS CENTER | | | 1 | 100% | 1 |
| LANGLEY DIALYSIS | | | 1 | 100% | 1 |
| KIDSVILLE PEDIATRICS III PA | | | 1 | 100% | 1 |
| LANTANA HC LAB | | | 1 | 100% | 1 |
| CVS CA9751POCT AGOURA | | 1 | | | 1 |
| Wedgewood Manor | | 1 | | | 1 |
| WORKFORCE HEALTH DEPARTMENT | | | 1 | 100% | 1 |
| NEW YORK STATE DEPARTMENT OF HEALTH | | | 1 | 100% | 1 |
| INHEALTH LIFE SCIENCES LLC | | | 1 | 100% | 1 |
| CLEVELAND CLINIC FLORIDA WAIVED | | | 1 | 100% | 1 |
| HEARTLAND NURSING & REHABILITATION | | 1 | | | 1 |
| BEST CARE COMMUNITY AND FAMILY HEALTH CENTER INC | | | 1 | 100% | 1 |
| DIGNITY HEALTH GOHEALTH | | 1 | | | 1 |
| SHP WESTCHESTER LLC | | 1 | | | 1 |
| Remarkable Healthcare Dallas | | | 1 | 100% | 1 |
| MID-FLORIDA CANCER CENTERS | | 1 | | | 1 |
| RESOURCE PATH LLC | | | 1 | 100% | 1 |

COVID-19: testing by laboratory

Data through Apr 6, 2021 verified as of Apr 7, 2021 at 09:25 AM

Data in this report are provisional and subject to change.

The numbers in the table below represent the number of Florida and non-Florida residents for whom test results were received by the Department of Health. A person can be tested by more than one laboratory and can have both positive and negative results. **Therefore, the sum of the numbers in each column will be larger than the total number of people tested.**

| Reporting lab | Inconclusive | Negative | Positive | Percent positive | Total |
|--|--------------|----------|----------|------------------|-------|
| SUNSHINE FAMILY & WELLNESS CENTER | | | 1 | 100% | 1 |
| VIRGINIA UROLOGY | | 1 | | | 1 |
| C V S / PHARMACY #833 | | 1 | | | 1 |
| CVS AZ9273POCT TUCSON | | | 1 | 100% | 1 |
| MEDICAL LIFE-INC GUIDEWELL EMERGENCY MEDICINE | | | 1 | 100% | 1 |
| Fairhope | | 1 | | | 1 |
| CAREMOUNT MEDICAL PC | | 1 | | | 1 |
| AESTHETIC PHYSICIANS PC | | | 1 | 100% | 1 |
| BETHESDA HOSPITAL | | | 1 | 100% | 1 |
| ONslow COUNTY HEALTH DEPARTMENT | | | 1 | 100% | 1 |
| Kroger 016 - The Little Clinic Centennial | | 1 | | | 1 |
| SELECT SPECIALTY HOSPITAL - ORLANDO SOUTH | | | 1 | 100% | 1 |
| OCALA RKC EAST HEMO #1 | | | 1 | 100% | 1 |
| GENESIS MICROBIOLOGY LAB | | 1 | | | 1 |
| Southern Pines Healthcare Center | | 1 | | | 1 |
| Jenkins Living Center | | 1 | | | 1 |
| ADVENTHEALTH WATERMAN COMMUNITY CLINIC | | | 1 | 100% | 1 |
| STANDIFER PLACE | | 1 | | | 1 |
| VITAL CARE | | | 1 | 100% | 1 |
| Orchid Cove at Naples | | | 1 | 100% | 1 |
| Brown Memorial Home | | 1 | | | 1 |
| Avista Nursing and Rehab | | | 1 | 100% | 1 |
| LOGAN COUNTY HOSPITAL | | | 1 | 100% | 1 |
| PROGRESSIVE MEDICAL RESEARCH | | | 1 | 100% | 1 |
| CVS CA9963POCT SAN DIEGO | | 1 | | | 1 |
| MEDEXPRESS NORTHSIDE | | | 1 | 100% | 1 |
| STAT EMERGENCY CENTER | | | 1 | 100% | 1 |
| SHRIVERS PHARMACY AND WELLNESS CENTER | | | 1 | 100% | 1 |
| THE MEDICAL CENTER | | | 1 | 100% | 1 |
| FAU MEMORY & WELLNESS CENTER | | | 1 | 100% | 1 |
| REHABILITATION CENTER OF SOUTH GEORGIA | | 1 | | | 1 |
| San Antonio Residence and Rehabilitation Center | | 1 | | | 1 |
| CYPRESS CREEK DIALYSIS CTR | | | 1 | 100% | 1 |
| GENESIS HEALTH SYSTEM | | | 1 | 100% | 1 |
| Freedom Pointe at The Villages | | | 1 | 100% | 1 |
| ADVENTHEALTH MEDICAL GROUP UROLOGY AT EAST ORLANDO | | 1 | | | 1 |
| KEY BISCAVNE PEDIATRIC ASSOCIATES INC | | | 1 | 100% | 1 |
| Mayfair Village Nursing Care Center | | 1 | | | 1 |
| FIVE STAR PREMIER RESIDENCES OF POMPANO BEACH | | | 1 | 100% | 1 |
| OUCH URGENT CARE | | | 1 | 100% | 1 |
| SAINT JOSEPHS HOSPITAL OF ATLANTA | | | 1 | 100% | 1 |
| TILLAMOOK COUNTY GENERAL HOSPITAL LAB | | 1 | | | 1 |
| COASTAL MANOR | | 1 | | | 1 |
| ST MARY'S OF SAGINAW | | 1 | | | 1 |
| CVS MA654POCT ACTON | | 1 | | | 1 |
| LAKE VIEW COURT | | 1 | | | 1 |

COVID-19: testing by laboratory

Data through Apr 6, 2021 verified as of Apr 7, 2021 at 09:25 AM

Data in this report are provisional and subject to change.

The numbers in the table below represent the number of Florida and non-Florida residents for whom test results were received by the Department of Health. A person can be tested by more than one laboratory and can have both positive and negative results. **Therefore, the sum of the numbers in each column will be larger than the total number of people tested.**

| Reporting lab | Inconclusive | Negative | Positive | Percent positive | Total |
|--|--------------|----------|----------|------------------|-------|
| SILVER SPRINGS SHORES DIALYSIS | | | 1 | 100% | 1 |
| GSM OCED Subsection | | | 1 | 100% | 1 |
| Villa Maria | | | 1 | 100% | 1 |
| ARTESIAN HOME | | 1 | | | 1 |
| AMBULATORY CARE CLINIC, LLC | | | 1 | 100% | 1 |
| PASCO COUNTY HEALTH DEPARTMENT | | | 1 | 100% | 1 |
| Kroger - KRO01100688 | | | 1 | 100% | 1 |
| BERKSHIRE MEDICAL CENTER | | | 1 | 100% | 1 |
| ATRIA TAMARAC | | | 1 | 100% | 1 |
| CAROLINA BAY HEALTHCARE CTR OF WILMING | | 1 | | | 1 |
| HIBISCUS COURT | | | 1 | 100% | 1 |
| ST LUKES SURGICAL AT THE VILLAGES INC | | | 1 | 100% | 1 |
| SANCHEZ CAZAU MEDICAL GROUP | | | 1 | 100% | 1 |
| HAWKEYE CARE CENTER DUBUQUE | | 1 | | | 1 |
| FLORIDA HEART AND VASCULAR MULTISPECIALTY GROUP PA | | | 1 | 100% | 1 |
| Walgreens #5421 | | 1 | | | 1 |
| HEALTH GUAGE | | | 1 | 100% | 1 |
| HARDIN MEMORIAL HOSPITAL - HEARTLAND PATHOLOGY CONSULTANTS | | | 1 | 100% | 1 |
| ENCOMPASS HEALTH REHABILITATION HOSPITAL OF UTAH | | 1 | | | 1 |
| BLESSINGS MEDICAL CLINIC, THE | | | 1 | 100% | 1 |
| MOUNTAINVIEW URGENT CARE VALLEY | | 1 | | | 1 |
| Raleigh Center (WV) | | | 1 | 100% | 1 |
| NONA MEDICAL ARTS | | 1 | | | 1 |
| ORMOND MEDICAL ARTS FAMILY PRACTICE PL | | | 1 | 100% | 1 |
| US LABORATORIES | | | 1 | 100% | 1 |
| BRISTOL REGINAL MEDICAL CENTER | | | 1 | 100% | 1 |
| Erie VAMC | | 1 | | | 1 |
| TANNER CLINIC | | | 1 | 100% | 1 |
| WEST VIRGINIA LABORATORIES | | | 1 | 100% | 1 |
| MCCALLIE SCHOOL-STUDENT HEALTH CENTER | | 1 | | | 1 |
| Harris Hill Nursing Facility | | 1 | | | 1 |
| Alaska Domiciliary Care for Homeless Veterans | | 1 | | | 1 |
| NORTHEAST REGIONAL MEDICAL CENTER | | | 1 | 100% | 1 |
| DEVLIN MANOR NURSING AND REHABILITATION | | 1 | | | 1 |
| MEDEXPRESS URGENT CARE - RUSSELLVILLE, W MAIN ST | | 1 | | | 1 |
| JACK M MATHENY II MD | | | 1 | 100% | 1 |
| BREVARD COUNTY JAIL | | | 1 | 100% | 1 |
| WALGREENS # 12338 | | 1 | | | 1 |
| BAPTIST HOSPITAL EAST | | | 1 | 100% | 1 |
| Alden North Shore | | | 1 | 100% | 1 |
| ROSE MEDICAL CENTER LAB | | | 1 | 100% | 1 |
| MAINE HEALTH AND ENVIRONMENTAL TESTING LABORATORY | | | 1 | 100% | 1 |
| MARTIN LUTHER KING RENAL INSTITUTE | | | 1 | 100% | 1 |
| OMNICARE PHARMACY OF TEXAS 1, LP | | 1 | | | 1 |
| MARYLAND DEPARTMENT OF HEALTH AND MENTAL HYGIENE | | | 1 | 100% | 1 |
| WALGREENS #01456 | | 1 | | | 1 |

COVID-19: testing by laboratory

Data through Apr 6, 2021 verified as of Apr 7, 2021 at 09:25 AM

Data in this report are provisional and subject to change.

The numbers in the table below represent the number of Florida and non-Florida residents for whom test results were received by the Department of Health. A person can be tested by more than one laboratory and can have both positive and negative results. **Therefore, the sum of the numbers in each column will be larger than the total number of people tested.**

| Reporting lab | Inconclusive | Negative | Positive | Percent positive | Total |
|--|--------------|----------|----------|------------------|-------|
| CPL INC/BSSC PATHOLOGY | | 1 | | | 1 |
| ASHLEY PEDIATRICS DAY & NIGHT CLINIC | | | 1 | 100% | 1 |
| SOPHIA MEDICAL ASSOCIATES, PC | | | 1 | 100% | 1 |
| MEDEXPRESS URGENT CARE - LAWTON | | 1 | | | 1 |
| ALTA BATES SUMMIT MEDICAL CENTER CLINICAL LAB | | | 1 | 100% | 1 |
| DORA HOME CARE | | | 1 | 100% | 1 |
| FRESENIUS MEDICAL CARE TRADITION | | | 1 | 100% | 1 |
| WEST FLORIDA MEDICAL CENTER CLINIC | | | 1 | 100% | 1 |
| PALMA CEIA MED GROUP-SWANN | | 1 | | | 1 |
| WELLPATH | | | 1 | 100% | 1 |
| EMORY DECATUR HOSPITAL - EMORY MEDICAL | | 1 | | | 1 |
| MEMPHIS URGENT CARE #2, LLC | | | 1 | 100% | 1 |
| CLIFTON SPRINGS | | 1 | | | 1 |
| Garden Villa Bedford | | 1 | | | 1 |
| FAMILY MEDICINE AT KISSIMMEE | | 1 | | | 1 |
| ENT & ALLERGY ASSOCIATES, LLP - SLEEPY HOLLOW (ABBOTT) | | 1 | | | 1 |
| BAPTIST HEALTH FLOYD | | | 1 | 100% | 1 |
| HCL LABORATORIES | | | 1 | 100% | 1 |
| YOUR HEALTH PEDIATRICS INC | | | 1 | 100% | 1 |
| TERRELL URGENT CARE | | | 1 | 100% | 1 |
| APPLECARE BRUNSWICK | | | 1 | 100% | 1 |
| ONPOINT URGENT CARE | | | 1 | 100% | 1 |
| CHESAPEAKE REGIONAL MEDICAL CENTER | | | 1 | 100% | 1 |
| CELEBRATION HOSPITAL | | | 1 | 100% | 1 |
| SOUTHERN REGIONAL MEDICAL CENTER | | 1 | | | 1 |
| Kroger 379 - The Little Clinic Stony Brook | | 1 | | | 1 |
| SUMMIT LABORATORY | | | 1 | 100% | 1 |
| DUKE UNIVERSITY POINT OF CARE TESTING PROGRAM | | | 1 | 100% | 1 |
| Village Green Health & Rehabilitation | | 1 | | | 1 |
| ORMOND BEACH DIALYSIS | | | 1 | 100% | 1 |
| SONNI'S PEDIATRICS | | | 1 | 100% | 1 |
| CLEVELAND CLINIC FLORIDA LAB | | | 1 | 100% | 1 |
| Central Park Healthcare & Rehabilitation Center | | 1 | | | 1 |
| PALM BEACH COUNTY HEALTH DEPT. | | | 1 | 100% | 1 |
| ALPHA 1 ANTITRYPSIN RESEARCH PROGRAM | | | 1 | 100% | 1 |
| UT HEALTH RGV CLINICAL LABORATORY | | | 1 | 100% | 1 |
| BAPTIST HEALTH PRIMARY CARE AT DORAL | | | 1 | 100% | 1 |
| The Carrington | | 1 | | | 1 |
| WEST PENSACOLA DIALYSIS CENTER | | | 1 | 100% | 1 |
| MOSOLF PEDIATRICS PA | | | 1 | 100% | 1 |
| bishop rehabilitation and nursing center | | 1 | | | 1 |
| PATIENT FIRST-GENERAL BOOTH | | | 1 | 100% | 1 |
| AdventHealth Care Center Zephyrhills North | | | 1 | 100% | 1 |
| MEDHELP | | | 1 | 100% | 1 |
| KROGER 785 - THE LITTLE CLINIC DIXIE HWY | | 1 | | | 1 |
| St. Ann Rehabilitation and Nursing Center | | 1 | | | 1 |

COVID-19: testing by laboratory

Data through Apr 6, 2021 verified as of Apr 7, 2021 at 09:25 AM

Data in this report are provisional and subject to change.

The numbers in the table below represent the number of Florida and non-Florida residents for whom test results were received by the Department of Health. A person can be tested by more than one laboratory and can have both positive and negative results. **Therefore, the sum of the numbers in each column will be larger than the total number of people tested.**

| Reporting lab | Inconclusive | Negative | Positive | Percent positive | Total |
|---|--------------|----------|----------|------------------|-------|
| LAKE REGIONAL HEALTH | | | 1 | 100% | 1 |
| Country View of Sunbury | | | 1 | 100% | 1 |
| DIVERSICARE OF BIG SPRINGS | | 1 | | | 1 |
| UW MEDICINE CHU LAB | | | 1 | 100% | 1 |
| YOUR HEALTH PEDIATRICS | | | 1 | 100% | 1 |
| 15 TO KNOW | | | 1 | 100% | 1 |
| ASSISTED LIVING AT TREZEVANT | | 1 | | | 1 |
| Wilkes-Barre VAMC | | 1 | | | 1 |
| MID FLORIDA COMMUNITY SERVICES | | | 1 | 100% | 1 |
| Willow Ridge Center | | 1 | | | 1 |
| NHLS | | | 1 | 100% | 1 |
| Lakeland Nursing and Rehabilitation Center LLC | | 1 | | | 1 |
| Kroger 524 - The Little Clinic Iron Bridge Road | | 1 | | | 1 |
| BEACHSIDE DETOX | | 1 | | | 1 |
| ST JOHNS EPISCOPAL HOSPITAL SOUTH SHORE | | 1 | | | 1 |
| MARY WASHINGTON HOSPITAL HOME HEALTH AGENCY | 1 | | | | 1 |
| Bivins Pointe | | | 1 | 100% | 1 |
| VISTA DEL SOL MED ASSOC | | 1 | | | 1 |
| HARDEN DIALYSIS | | 1 | | | 1 |
| PUTNAM CO HOSPITAL-D/B/A ASBURY TOWERS | | 1 | | | 1 |
| Kroger 717 - The Little Clinic Dolphin Drive | | | 1 | 100% | 1 |
| PALM SPRINGS GENERAL HOSPITAL | | | 1 | 100% | 1 |
| EI Paso Health Care Center | | | 1 | 100% | 1 |
| LOUIS A JOHNSON VAMC | | 1 | | | 1 |
| CARESPOT - OCOEE | | | 1 | 100% | 1 |
| UNIVERSITY OF FLORIDA | | | 1 | 100% | 1 |
| WELLOW URGENT CARE-OSWEGO | | | 1 | 100% | 1 |
| LAB PLUS, LLC | | | 1 | 100% | 1 |
| NORTH SHORE HEMATOLOGY-ONCOLOGY ASSOCI | | 1 | | | 1 |
| FAIRHAVEN | | 1 | | | 1 |
| CARRINGTON, LLC D/B/A THE CARRINGTON | | 1 | | | 1 |
| OPTIMAL MEDICINE INC | | 1 | | | 1 |
| Tremont Health & Rehabilitation Center | | 1 | | | 1 |
| FLORIDA DEPARTMENT OF HEALTH IN BROWARD COUNTY | | 1 | | | 1 |
| ULTIMATE ANALYSIS LABORATORY | | | 1 | 100% | 1 |
| MARIANNA CBOC | | 1 | | | 1 |
| WALK IN FAMILY MEDICINE CENTER | | | 1 | 100% | 1 |
| WELLSTAR SPALDING REGIONAL MEDICAL CENTER | | 1 | | | 1 |
| DOCTOR TODAY URGENT CARE | | | 1 | 100% | 1 |
| CAROMONT HEALTH | | | 1 | 100% | 1 |
| DONALSONVILLE HOSPITAL | | | 1 | 100% | 1 |
| TARRYTOWN PHARMACY | | | 1 | 100% | 1 |
| OPCO LLC LEGACY NURSING AND REHABILITA | | 1 | | | 1 |
| CVS TX1057POCT SAN ANTONIO | | 1 | | | 1 |
| LAKE COMMUNITY ACTION AGENCY | | 1 | | | 1 |
| HENRICO DOCTOR'S LABORATORY | | | 1 | 100% | 1 |

COVID-19: testing by laboratory

Data through Apr 6, 2021 verified as of Apr 7, 2021 at 09:25 AM

Data in this report are provisional and subject to change.

The numbers in the table below represent the number of Florida and non-Florida residents for whom test results were received by the Department of Health. A person can be tested by more than one laboratory and can have both positive and negative results. **Therefore, the sum of the numbers in each column will be larger than the total number of people tested.**

| Reporting lab | Inconclusive | Negative | Positive | Percent positive | Total |
|--|--------------|----------|----------|------------------|-------|
| IVAN, MAYA | | | 1 | 100% | 1 |
| HAWAII DEPARTMENT OF HEALTH LAB | | | 1 | 100% | 1 |
| KIDS HEALTH ALLIANCE PA | | | 1 | 100% | 1 |
| SPACE COAST COMMUNITY PHARMACY | | | 1 | 100% | 1 |
| MARTIN ARMY COMMUNITY HOSPITAL | | | 1 | 100% | 1 |
| PANCARE HEALTH - CARR ELEM & MIDDLE SCHOOL | | | 1 | 100% | 1 |
| THE NEW JEWISH HOME | | 1 | | | 1 |
| Lenbrook | | 1 | | | 1 |
| SOUTH FLORIDA URGENT CARE CENTERS, LLC | | | 1 | 100% | 1 |
| CENTRAL FLORIDA MEDICAL CARE | | | 1 | 100% | 1 |
| CSI LABORATORIES FLORIDA | | | 1 | 100% | 1 |
| MAGGY PHARMACY INC | | 1 | | | 1 |
| PULMONARY MEDICINE | | 1 | | | 1 |
| AFTER HOURS CLINIC | | | 1 | 100% | 1 |
| PARK AVENUE DERMATOLOGY NORTH | | | 1 | 100% | 1 |
| Manor Care Health Services- Wilmington | | | 1 | 100% | 1 |
| BAXTER REGIONAL MEDICAL CENTER | | | 1 | 100% | 1 |
| LRGHEALTHCARE | | 1 | | | 1 |
| 5 STAR HOME HEALTH SERVICES INC | | 1 | | | 1 |
| HEALTH CARE SERVICES LC | | | 1 | 100% | 1 |
| Mission Arch Center | | 1 | | | 1 |
| TRAVIS LEE THOMPSON MD | | | 1 | 100% | 1 |
| Courtenay Springs Village | | | 1 | 100% | 1 |
| CURA LABORATORY SERVICES | | | 1 | 100% | 1 |
| HOWELL BRANCH COURT | | | 1 | 100% | 1 |
| COMMUNITY MEDICAL CARE | | | 1 | 100% | 1 |
| GREYSTONE HOME HEALTH OF GREATER ORLANDO LLC | | 1 | | | 1 |
| SC-GA2018 SIMPSONVILLE REHABILITATION | | 1 | | | 1 |
| BASCOM PALMER-MICRO LAB | | | 1 | 100% | 1 |
| ORCHARD PARK HEALTH CARE AND REHABILITATION CENTER | | 1 | | | 1 |
| BOLLES SCHOOL, THE | | | 1 | 100% | 1 |
| Metairie Healthcare Center | | | 1 | 100% | 1 |
| SCRIPTS PLUS INC DBA THE MEDICINE SHOP | | 1 | | | 1 |
| Dulles Health and Rehab Center | | 1 | | | 1 |
| BROOKDALE AVONDALE (BU 04360) | | | 1 | 100% | 1 |
| CAREATC - WISCONSIN PIPE-FITTERS | | | 1 | 100% | 1 |
| TWIN | | | 1 | 100% | 1 |
| Eagle Point Health Care Center | | 1 | | | 1 |
| Maple Lane Nursing Home | | 1 | | | 1 |
| CVS IL2297652CV CHICAGO | | 1 | | | 1 |
| FREEPORT ER DOX URGENT CARE | | 1 | | | 1 |
| INTERNAL MEDICINE ASSOCIATES | | 1 | | | 1 |
| ORDRS, INC. | | | 1 | 100% | 1 |
| BATESVILLE - SHERWOOD URGENT CARE | | | 1 | 100% | 1 |
| MEDLABS OF FLORIDA LLC D/B/A MEDLABS DIAGNOSTICS | | 1 | | | 1 |
| SIGNATURE CARE COLLEGE STATION | | | 1 | 100% | 1 |

COVID-19: testing by laboratory

Data through Apr 6, 2021 verified as of Apr 7, 2021 at 09:25 AM

Data in this report are provisional and subject to change.

The numbers in the table below represent the number of Florida and non-Florida residents for whom test results were received by the Department of Health. A person can be tested by more than one laboratory and can have both positive and negative results. **Therefore, the sum of the numbers in each column will be larger than the total number of people tested.**

| Reporting lab | Inconclusive | Negative | Positive | Percent positive | Total |
|---|--------------|----------|----------|------------------|-------|
| RIVERSIDE PEDIATRIC GROUP, INC | | 1 | | | 1 |
| Woodstock Nursing and Rehabilitation Center | | 1 | | | 1 |
| OAKWOOD HOSPITAL - DEARBORN LAB | | | 1 | 100% | 1 |
| ODYSSEY HEALTH CARE OF MARION COUNTY LLC | | 1 | | | 1 |
| OPTI MED PHARMACY | | 1 | | | 1 |
| LIFE CARE CENTER OF GWINNETT | | 1 | | | 1 |
| Moab Regional Hospital | | | 1 | 100% | 1 |
| Kroger 968 - The Little Clinic Colerain Township | | 1 | | | 1 |
| SHANNON CLARK OD, PA | | | 1 | 100% | 1 |
| UNLIMITED MEDICAL SERVICES OF FL PL DBA | | 1 | | | 1 |
| DOCTORS AFTER HOURS URGENT CARE CENTER | | | 1 | 100% | 1 |
| ST VINCENTS OUTPATIENT IMAGING | | 1 | | | 1 |
| POETS WALK SARASOTA | | | 1 | 100% | 1 |
| SIENA COLLEGE SPORTS MEDICINE CENTER | | 1 | | | 1 |
| PHYSICIANS IMMEDIATE CARE | | | 1 | 100% | 1 |
| PATHOLOGYT & LAB MEDICINE SERVICES | | | 1 | 100% | 1 |
| LIFECARE MEDICAL CENTER | | | 1 | 100% | 1 |
| SUMMERLIN MEDICAL CENTRE | | | 1 | 100% | 1 |
| Kroger 909 - The Little Clinic Hamilton | | | 1 | 100% | 1 |
| Elderwood at Lancaster | | 1 | | | 1 |
| PROVIDENCE ST. PATRICK HOSPITAL | | | 1 | 100% | 1 |
| CVS NV9586POCT RENO | | 1 | | | 1 |
| Eddy Memorial Geriatric Center | | 1 | | | 1 |
| Good Samaritan Society - Mountian Lake | | 1 | | | 1 |
| ELEMENTS PHARMACY | | | 1 | 100% | 1 |
| LAKE MARY DIALYSIS | | | 1 | 100% | 1 |
| CLINICAL PATHOLOGY LABORATORIES SOUTHEAST INC | | | 1 | 100% | 1 |
| MEDCARE-GARNERS FERRY | | | 1 | 100% | 1 |
| TAMPA GENERAL MEDICAL GROUP LABORATORY HEALTHPARK | | | 1 | 100% | 1 |
| Portsmouth Health and Rehab | | | 1 | 100% | 1 |
| LABORATORY SERVICES SGHS - CAMDEN | | 1 | | | 1 |
| Kroger 519 - The Little Clinic Staples Mill Road | | 1 | | | 1 |
| FOUNDCARE HEALTH | | | 1 | 100% | 1 |
| JOSEPH REINA PHARMACY INC DBA JRX PHAR | | 1 | | | 1 |
| HEART HOSPITAL OF LAFAYETTE: EMERGENCY ROOM | | | 1 | 100% | 1 |
| SPECIALTY MOLECULAR - DENVER | | | 1 | 100% | 1 |
| MEDEXPRESS URGENT CARE - LINDEN | | 1 | | | 1 |
| PUBLIX PHARMACY #1122 | | 1 | | | 1 |
| CLUB HEALTH AND REHABILITATION CENTER, THE | | 1 | | | 1 |
| HOLSTON MEDICAL GROUP | | 1 | | | 1 |
| PATHLAB SERVICES | | | 1 | 100% | 1 |
| PANCARE HEALTH - NORTHSIDE ELEMENTARY | | | 1 | 100% | 1 |
| SEASONS HOSPICE AND PALLIATIVE CARE OF | | | 1 | 100% | 1 |
| FAMILY PHYSICIANS OF WINTER PARK, INC | | | 1 | 100% | 1 |
| LINK PHARMACY LLC | | 1 | | | 1 |
| Canandaigua VAMC | | 1 | | | 1 |

COVID-19: testing by laboratory

Data through Apr 6, 2021 verified as of Apr 7, 2021 at 09:25 AM

Data in this report are provisional and subject to change.

The numbers in the table below represent the number of Florida and non-Florida residents for whom test results were received by the Department of Health. A person can be tested by more than one laboratory and can have both positive and negative results. **Therefore, the sum of the numbers in each column will be larger than the total number of people tested.**

| Reporting lab | Inconclusive | Negative | Positive | Percent positive | Total |
|---|--------------|----------|----------|------------------|-------|
| ARNOLD PALMER HOSPITAL LAB POCT | | 1 | | | 1 |
| NULL | | | 1 | 100% | 1 |
| CVS CT2210POCT RIVERSIDE | | 1 | | | 1 |
| RIDGE OPTUM FLORIDA | | | 1 | 100% | 1 |
| LEHIGH REGIONAL WOUND CENTER | | | 1 | 100% | 1 |
| VA Boston HCS-West Roxbury Division | | | 1 | 100% | 1 |
| Lopatcong Center | | 1 | | | 1 |
| Trucare Living Centers - Columbus | | 1 | | | 1 |
| MALUHIA | | 1 | | | 1 |
| USA Healthcare LTC, LLC - Folsom Center for Rehabilitation & Healthca | | 1 | | | 1 |
| WALGREENS #10854 | | 1 | | | 1 |
| ANSWERS RESOURCE FACILITY | | 1 | | | 1 |
| BAY AREA HOSPITAL LAB & HST | | 1 | | | 1 |
| LUMICO LIFE INSURANCE COMPANY | | 1 | | | 1 |
| TUNIS STREET GROUP HOME | | 1 | | | 1 |
| THE CHILDREN'S HOSPITAL OF PHILADELPHIA | | 1 | | | 1 |
| SUPERKIDS PEDIATRICS | | | 1 | 100% | 1 |
| OKLAHOMA BLOOD INSTITUTE | | | 1 | 100% | 1 |
| JACKSBORO URGENT CARE | | | 1 | 100% | 1 |
| PREMIER FAMILY AND SPORTS MEDICINE LLC | | | 1 | 100% | 1 |
| Medilodge of Mt. Pleasant | | 1 | | | 1 |
| NFRC CLINICAL LAB | | | 1 | 100% | 1 |
| ST CATHERINE HOSPITAL LABORATORY | | | 1 | 100% | 1 |
| APEX HOME HEALTHCARE | | | 1 | 100% | 1 |
| ANDERSON REGIONAL MEDICAL CENTER | | | 1 | 100% | 1 |
| CVS IN6551POCT MOORESVILLE | | 1 | | | 1 |
| CVS LA1116POCT BATON ROUGE | | 1 | | | 1 |
| SENTARA AMBULATORY CARE CLINIC | | | 1 | 100% | 1 |
| ST JOHN'S HOME CARE | | | 1 | 100% | 1 |
| BAYLOR SCOTT AND WHITE MEDICAL CENTER -CENTENNIAL | | | 1 | 100% | 1 |
| RAMBAM URGENT CARE | | | 1 | 100% | 1 |
| MIDWEST COVENANT HOME, INC | | 1 | | | 1 |
| CVS MA915POCT BEVERLY | | | 1 | 100% | 1 |
| LP ELIZABETHTON | | 1 | | | 1 |
| NF Escambia, LLC DBA Olive BranchHealth and Rehabilitaion Center | | | 1 | 100% | 1 |
| Sharon Care Center | | | 1 | 100% | 1 |
| WATERBURY HOSPITAL REFERENCE LAB | | | 1 | 100% | 1 |
| URGENT CARE OF KANSAS CITY | | | 1 | 100% | 1 |
| ADVANCED CARDIOVASCULAR DIAGNOSTICS OF FL | | | 1 | 100% | 1 |
| LIBERTY HEALTH CENTER | | | 1 | 100% | 1 |
| CHC SOUTHWEST FLORIDA LAB-LIVE | | | 1 | 100% | 1 |
| CLEVELAND CLINIC AKRON GENERAL | | | 1 | 100% | 1 |
| COLUMBIA CREST CARE & RAHAB | | 1 | | | 1 |
| DECATUR MORGAN HOSPITAL - DECATUR GENE | | 1 | | | 1 |
| FAST PACE URGENT CARE | | | 1 | 100% | 1 |
| LAKEVIEW REGIONAL HOSPITAL | | | 1 | 100% | 1 |

COVID-19: testing by laboratory

Data through Apr 6, 2021 verified as of Apr 7, 2021 at 09:25 AM

Data in this report are provisional and subject to change.

The numbers in the table below represent the number of Florida and non-Florida residents for whom test results were received by the Department of Health. A person can be tested by more than one laboratory and can have both positive and negative results. **Therefore, the sum of the numbers in each column will be larger than the total number of people tested.**

| Reporting lab | Inconclusive | Negative | Positive | Percent positive | Total |
|---|--------------|----------|----------|------------------|-------|
| ALLIANCE MD DIRECT PRIMARY CARE | | | 1 | 100% | 1 |
| ASHLEY PEDICATRICS DAY AND NIGHT CLINIC | | | 1 | 100% | 1 |
| NANCY M WORTHINGTON MD PA | | | 1 | 100% | 1 |
| MED TECH CLINICAL LABORATORY | | 1 | | | 1 |
| NORTHEAST TEXAS DIALYSIS | | 1 | | | 1 |
| Kroger 923 - The Little Clinic Centerville | | 1 | | | 1 |
| PowerBack Piscataway Center | | 1 | | | 1 |
| ADVANTA LABS, LLC | | 1 | | | 1 |
| Bay View Nursing and Rehabilitation Center | | | 1 | 100% | 1 |
| Kroger 57 - The Little Clinic Jay C Charlestown | | 1 | | | 1 |
| Kroger 825 - The Little Clinic Dorothy Lane | | 1 | | | 1 |
| UNITYPOINT HEALTH TRINITY | | | 1 | 100% | 1 |
| TMH PHYSICIAN PARTNERS | | | 1 | 100% | 1 |
| Kroger 447 - The Little Clinic Lebanon | | 1 | | | 1 |
| Vi at Aventura | | 1 | | | 1 |
| KINGMAN REGIONAL MEDICAL CENTER | | | 1 | 100% | 1 |
| OCCUPATIONAL HEALTH CENTER | | 1 | | | 1 |
| SANTA ROSA PEDIATRICS | | | 1 | 100% | 1 |
| BLAKE AT PENSACOLA OPERATION CO, LLC, THE | | | 1 | 100% | 1 |
| DSI LABORATORIES-NAPLES-7TH | | | 1 | 100% | 1 |
| ABE'S GARDEN/PARK MANOR APARTMENTS | | 1 | | | 1 |
| IMMEDIATE CARE MEDICAL CENTER | | | 1 | 100% | 1 |
| URGENT CARE OF FORT LAUDERDALE INC | | | 1 | 100% | 1 |
| CVS KS8573POCT OVERLAND PARK | | 1 | | | 1 |
| SOMA MEDICAL CENTER PA #2 OAKLAND | | | 1 | 100% | 1 |
| STONECREST MEDICAL CENTER | | 1 | | | 1 |
| ELAN MANATEE | | | 1 | 100% | 1 |
| RIVERVIEW HOSPITAL | 1 | | | | 1 |
| Parkview Care and Rehabilitation Center | | 1 | | | 1 |
| Hawthorne House | | 1 | | | 1 |
| POINTE MEDICAL SERVICES INC | | | 1 | 100% | 1 |
| FAMILY MEDICINE AT CELEBRATION | | 1 | | | 1 |
| HARBOR OAKS GOLDEN YEARS | | | 1 | 100% | 1 |
| CAROLINAS HEALTHCARE SYSTEM LAB | | | 1 | 100% | 1 |
| WEST CARVER MEDICAL ASSOCIATES | | 1 | | | 1 |
| EXAC CARE CROSSVILLE | | 1 | | | 1 |
| CVS AZ69POCT PEORIA | | 1 | | | 1 |
| CARESOUTH HHA HOLDINGS OF VIRGINIA, LLC | | | 1 | 100% | 1 |
| SUNRISE CLINIC SANTA ROSA | | 1 | | | 1 |
| DR DAN C TRIGG MEMORIAL HOSPITAL | | 1 | | | 1 |
| LABORATORIO BUENA SALUD | | | 1 | 100% | 1 |
| ST LUKE LUTHERAN HOME | | 1 | | | 1 |
| Kroger 97 - The Little Clinic Hutchinson | | 1 | | | 1 |
| ATHENA PLASTIC SURGERY | | 1 | | | 1 |
| HEALTH CHOICES, PLLC | | 1 | | | 1 |
| SOLDIERS' HOME OF HOLYOKE | | 1 | | | 1 |

COVID-19: testing by laboratory

Data through Apr 6, 2021 verified as of Apr 7, 2021 at 09:25 AM

Data in this report are provisional and subject to change.

The numbers in the table below represent the number of Florida and non-Florida residents for whom test results were received by the Department of Health. A person can be tested by more than one laboratory and can have both positive and negative results. **Therefore, the sum of the numbers in each column will be larger than the total number of people tested.**

| Reporting lab | Inconclusive | Negative | Positive | Percent positive | Total |
|--|--------------|----------|----------|------------------|-------|
| ROBERT TAYLOR COMMUNITY COMPLEX | | | 1 | 100% | 1 |
| MEDICAL ARTS LABORATORY | | | 1 | 100% | 1 |
| NHC HealthCare St. Charles | | 1 | | | 1 |
| ALBANNA PEDIATRICS CENTER | | | 1 | 100% | 1 |
| BUFFALO VAMC | | | 1 | 100% | 1 |
| DIGNITY HEALING LLC | | | 1 | 100% | 1 |
| UABC | | | 1 | 100% | 1 |
| HEALTHPARTNERS HUDSON CLINIC | | | 1 | 100% | 1 |
| Acts Manor House | | 1 | | | 1 |
| INTERNAL MEDICINE GROUP OF CENTRAL FLORIDA | | | 1 | 100% | 1 |
| Village Crest Center for Health & Rehabilitation | | 1 | | | 1 |
| Kroger 907 - The Little Clinic Holland | | 1 | | | 1 |
| BLACKBERRY CENTER, THE | | 1 | | | 1 |
| WILLOWBROOKE CT AT LIMA ESTATES | | 1 | | | 1 |
| WATERTOWN URGENT CARE | | 1 | | | 1 |
| MONROE COUNTY PUBLIC HEALTH DEPARTMENT | | | 1 | 100% | 1 |
| SAN JOSE CLINIC | | 1 | | | 1 |
| MEDICAL SPECIALISTS OF THE PALM BEACHES INC | | | 1 | 100% | 1 |
| COVENANT HOSPITAL HOBBS D/B/A COVENANT | | 1 | | | 1 |
| METROWEST MEDICAL CENTER - FRAMINGHAM | | | 1 | 100% | 1 |
| MY URGENT CARE CLINIC | | | 1 | 100% | 1 |
| ACCOMPLISHED HOME CARE | | 1 | | | 1 |
| MOBILE MEDICAL CLINIC | | | 1 | 100% | 1 |
| Alexandria Place | | 1 | | | 1 |
| PHYSICIANS ASSOCIATES | | | 1 | 100% | 1 |
| BMC/NASSAU | | | 1 | 100% | 1 |
| RAPID CITY REGIONAL HOSPITAL -579 ATTN. LABORATORY | | 1 | | | 1 |
| Kroger 410 - The Little Clinic Trinity | | 1 | | | 1 |
| DOCTORS HEARING | | | 1 | 100% | 1 |
| FLORIDA HOSPITAL ORMOND BEACH | | | 1 | 100% | 1 |
| GARNET HEALTH DOCTORS | | 1 | | | 1 |
| EXCEL URGENT CARE OF NJ | | | 1 | 100% | 1 |
| FRANKLIN CBOC | | | 1 | 100% | 1 |
| Mercy Manor Transition Center | | | 1 | 100% | 1 |
| VA Tennessee Valley HCS-Nashville Campus | | | 1 | 100% | 1 |
| Florence Home | | 1 | | | 1 |
| CLAYTON NURSING AND REHABILITATION | | 1 | | | 1 |
| Bethany Manor | | 1 | | | 1 |
| Kroger 359 - The Little Clinic Bellevue | | 1 | | | 1 |
| EVERGREEN NURSING HOME | | 1 | | | 1 |
| MEDOR/ACC SYNCHRONY | | | 1 | 100% | 1 |
| CORDOVA FAMILY PRACTICE | | | 1 | 100% | 1 |
| PHYSICIANS PRIMARY CARE LEHIGH PEDS | | | 1 | 100% | 1 |
| GULF COAST VILLAGE HOME HEALTH INC | | | 1 | 100% | 1 |
| EDGAR PRICE FAMILY & CHILDREN HEALTHCARE CENTER | | | 1 | 100% | 1 |
| EASTSIDE MEDICAL CLINIC | | 1 | | | 1 |

COVID-19: testing by laboratory

Data through Apr 6, 2021 verified as of Apr 7, 2021 at 09:25 AM

Data in this report are provisional and subject to change.

The numbers in the table below represent the number of Florida and non-Florida residents for whom test results were received by the Department of Health. A person can be tested by more than one laboratory and can have both positive and negative results. **Therefore, the sum of the numbers in each column will be larger than the total number of people tested.**

| Reporting lab | Inconclusive | Negative | Positive | Percent positive | Total |
|--|--------------|----------|----------|------------------|-------|
| ST. PETERSBURG PEDIATRICS-SEMINOLE | | | 1 | 100% | 1 |
| ROAN MOUNTAIN MEDICAL CENTER | | | 1 | 100% | 1 |
| SHARON REGIONAL MEDICAL CENTER | | | 1 | 100% | 1 |
| EXCEPTIONAL EMERGENCY CENTER | | | 1 | 100% | 1 |
| PALACE CARE AND REHAB | | 1 | | | 1 |
| CVS AZ3264POCT PHOENIX | | | 1 | 100% | 1 |
| Carington Park | | | 1 | 100% | 1 |
| FELD ENTERTAINMENT | | | 1 | 100% | 1 |
| ADVANCED URGENT CARE PLLC | | 1 | | | 1 |
| SEPULVEDA OUTPATIENT AND NURSING HOME CARE | | | 1 | 100% | 1 |
| RIVIERA BEACH HEALTH CENTER LAB | | | 1 | 100% | 1 |
| Redwood Springs Healthcare | | | 1 | 100% | 1 |
| A PATTERN MEDICAL CLINIC | | 1 | | | 1 |
| SHANDSCAIR FLIGHT PROGRAM | | | 1 | 100% | 1 |
| REGIONAL MEDICAL LABORATORY | | | 1 | 100% | 1 |
| BEAUMONT HOSPITAL, GROSSE POINTE | | | 1 | 100% | 1 |
| NHC Chattanooga | | | 1 | 100% | 1 |
| WMC HEALTH GROUP INC | | | 1 | 100% | 1 |
| HERNANDO COUNTY HEALTH DEPT | | | 1 | 100% | 1 |
| NCH HEALTHCARE CREEKSIDE ENDOSCOPY | | | 1 | 100% | 1 |
| COSTCO PHARMACY #1023 | | | 1 | 100% | 1 |
| STANLY REGIONAL MEDICAL CENTER | | | 1 | 100% | 1 |
| RIVERSIDE COUNTY PUBLIC HEALTH LABORATORY | | | 1 | 100% | 1 |
| PACE UNIVERSITY HEALTH CARE | | 1 | | | 1 |
| WILLOWBROOKE COURT AT MATTHEWS GLEN | | 1 | | | 1 |
| HEARTLAND REGIONAL MEDICAL CENTER | | 1 | | | 1 |
| Ramsey Village | | 1 | | | 1 |
| HOME AIDE SVC OF EASTERN NY INC D/B/A | | 1 | | | 1 |
| PRIORITY CARE LLC | | | 1 | 100% | 1 |
| 1ST CHOICE URGENT CARE CENTER LLC | | | 1 | 100% | 1 |
| FLORIDA STATE UNIVERSITY HEALTH SERVICES | | | 1 | 100% | 1 |
| JERSEY IRISH MEDICAL (DBA AFC URGENT C | | | 1 | 100% | 1 |
| PIONEER CLINICAL RESEARCH LLC | | | 1 | 100% | 1 |
| ACUPATH LABORATORIES INC | | | 1 | 100% | 1 |
| WINCHESTER HOSPITAL | | | 1 | 100% | 1 |
| BOCA RATON PHYSICIANS PA | | | 1 | 100% | 1 |
| CROSS CREEK HEALTH CARE | | 1 | | | 1 |
| CENTRAL TX URGENT CARE | | | 1 | 100% | 1 |
| NORTH SHORE HEMATOLOGY-ONCOLOGY ASSOCIATES | | 1 | | | 1 |
| CARE CONNECTIONS AT HOME LLC | | | 1 | 100% | 1 |
| JOHNSON MEDICAL SERVICES | | | 1 | 100% | 1 |
| THE BRENNITY AT TRADITION | | | 1 | 100% | 1 |
| BRANDON OUTREACH CLINIC | | | 1 | 100% | 1 |
| MY INSTADOC - HOWELL URGENT CARE | | 1 | | | 1 |
| NORTH MIAMI BEACH SURGICAL CENTER | | | 1 | 100% | 1 |
| STONESPRINGS HOSPITAL CENTER | | | 1 | 100% | 1 |

COVID-19: testing by laboratory

Data through Apr 6, 2021 verified as of Apr 7, 2021 at 09:25 AM

Data in this report are provisional and subject to change.

The numbers in the table below represent the number of Florida and non-Florida residents for whom test results were received by the Department of Health. A person can be tested by more than one laboratory and can have both positive and negative results. **Therefore, the sum of the numbers in each column will be larger than the total number of people tested.**

| Reporting lab | Inconclusive | Negative | Positive | Percent positive | Total |
|--|--------------|----------|----------|------------------|-------|
| Waters of Covington | | 1 | | | 1 |
| PALMETTO BAY MEDICAL CENTER | | | 1 | 100% | 1 |
| COMMUNITY HOSPITALS INDIANAPOLIS | | | 1 | 100% | 1 |
| ACCESS TOTAL CARE - PORTLAND | | | 1 | 100% | 1 |
| RINGLING HEALTH CENTER | | | 1 | 100% | 1 |
| WEST BOCA MEDICAL CENTER | | | 1 | 100% | 1 |
| Kroger - KR062000426 | | | 1 | 100% | 1 |
| Glenview Terrace Nursing Center | | 1 | | | 1 |
| PALM COAST DRAW STATION/AMERICAN HEALTH ASSOCIATES | | 1 | | | 1 |
| Villages of St.Peters | | 1 | | | 1 |
| PEDIATRIC PARTNERS OF ZEPHYRHILLS PA | | | 1 | 100% | 1 |
| ANMED HEALTH MEDICAL CENTER | | | 1 | 100% | 1 |
| LABONE | | 1 | | | 1 |
| DIXIE REGIONAL MEDICAL CENTER | | | 1 | 100% | 1 |
| BRIGHAM YOUNG UNIV STUDENT HEALTH CTR | | | 1 | 100% | 1 |
| MARTIN MEMORIAL MEDICENTER | | | 1 | 100% | 1 |
| JOHN D. ARCHBOLD MEMORIAL HOSPITAL | | | 1 | 100% | 1 |
| BLACK SHEEP MEDICAL | | | 1 | 100% | 1 |
| COSTAMED GRUPO MEDICO | | | 1 | 100% | 1 |
| SANTA MONICA FERTILITY | | | 1 | 100% | 1 |
| MANCHESTER COMMONS | | 1 | | | 1 |
| The Jordan Center | | 1 | | | 1 |
| PUBLIX PHARMACY #1387 | | 1 | | | 1 |
| RIVIERA BEACH INTEGRATED CARE INC | | | 1 | 100% | 1 |
| ST. LUKE'S HOSPITAL | | | 1 | 100% | 1 |
| Integrity Healthcare of Carbondale | | | 1 | 100% | 1 |
| ABBOTT LABORATORIES - OCCUPATIONAL HEALTH SERVICES | | | 1 | 100% | 1 |
| BAPTIST HEALTH EXPRESS CARE | | | 1 | 100% | 1 |
| INTEGRIS SEMINOLE EMERGENCY DEPT | | | 1 | 100% | 1 |
| CHRISTUS GOOD SHEPHERD MEDICAL CENTER | | | 1 | 100% | 1 |
| SOUTH SEMINOLE HOSPITAL POCT | | | 1 | 100% | 1 |
| DIAGNOSTIC AFFILIATES | | | 1 | 100% | 1 |
| Kroger - KR070600172 | | 1 | | | 1 |
| PINNACLE PAIN CENTER PS DBA LYNX HEALTHCARE | | 1 | | | 1 |
| BRUNSWICK HEALTH AND REHABILITATION CE | | 1 | | | 1 |
| LEGACY SPECIALTY PHARMACY CORP | | | 1 | 100% | 1 |
| WATERVIEW HILLS REHABILITATION AND NUR | | 1 | | | 1 |
| ASCENSION ST VINCENT'S - WESTSIDE | | | 1 | 100% | 1 |
| BAPTIST ASI | | | 1 | 100% | 1 |
| Princeton Place | | | 1 | 100% | 1 |
| SUSAN F. WILLIAMS M.D., P.A. | | | 1 | 100% | 1 |
| SPEARE MEMORIAL HOSPITAL | | | 1 | 100% | 1 |
| DOCTORS CHOICE HOME CARE INC | | | 1 | 100% | 1 |
| Kroger 541 - The Little Clinic Long Hollow Pike | | 1 | | | 1 |
| MERITER LABORATORIES | | | 1 | 100% | 1 |
| SLIDELL MEMORIAL HOSPITAL | | | 1 | 100% | 1 |

COVID-19: testing by laboratory

Data through Apr 6, 2021 verified as of Apr 7, 2021 at 09:25 AM

Data in this report are provisional and subject to change.

The numbers in the table below represent the number of Florida and non-Florida residents for whom test results were received by the Department of Health. A person can be tested by more than one laboratory and can have both positive and negative results. **Therefore, the sum of the numbers in each column will be larger than the total number of people tested.**

| Reporting lab | Inconclusive | Negative | Positive | Percent positive | Total |
|---|--------------|----------|----------|------------------|-------|
| ICARE | | 1 | | | 1 |
| Brattleboro Crossings LLC dba Pine Heights at Brattleboro | | 1 | | | 1 |
| HEBER VALLEY HOSPITAL | | | 1 | 100% | 1 |
| BISHOP KEARNEY | | 1 | | | 1 |
| CROWNPOINT HEALTHCARE FACILITY | | 1 | | | 1 |
| MEDICAL CENTER | | | 1 | 100% | 1 |
| MISSION HOSPITAL | | | 1 | 100% | 1 |
| BLOOMINGDALE MEDICAL ASSOC | | | 1 | 100% | 1 |
| Louis Stokes Cleveland VA - Midtown Dialysis Center | | 1 | | | 1 |
| TREASURE COAST COMMUNITY HEALTH INC | | | 1 | 100% | 1 |
| IMA MEDICAL CENTER OF SOUTH WEST ORLANDO | | | 1 | 100% | 1 |
| MADISON AT OVIEDO | | | 1 | 100% | 1 |
| SC-GA2018 MCCORMICK REHAB & HEALTHCARE | | 1 | | | 1 |
| AML DIAGNOSTICS- ADV TESTING IN METABOLIC MEDICINE | | | 1 | 100% | 1 |
| AUTUMN CARE OF STATESVILLE, LLC | | 1 | | | 1 |
| Manor Care Health Care Services - Williamsport North | | 1 | | | 1 |
| Kroger 753 - The Little Clinic Goss Avenue | | 1 | | | 1 |
| WELLSTAR PAULDING HOSPITAL | | 1 | | | 1 |
| CVS TX7431POCT ROWLETT | | 1 | | | 1 |
| MOBILE INFIRMARY MEDICAL CENTER | | | 1 | 100% | 1 |
| PAMC MICRO LAB | | | 1 | 100% | 1 |
| FLORIDA CLINICAL LABORATORY INC DBA | | | 1 | 100% | 1 |
| ELLIS HOSPITAL URGENT CARE CENTER LAB | | 1 | | | 1 |
| SANTA MONICA CA-UCLA MC | | | 1 | 100% | 1 |
| FLAGLER MEDICAL ASSOCIATES PA | | | 1 | 100% | 1 |
| SUTTER GOULD MEDICAL FOUNDATION | | | 1 | 100% | 1 |
| RESTORE MEDICAL PARTNERS PLLC | | | 1 | 100% | 1 |
| LCMC LAB SUBSECTION | | 1 | | | 1 |
| CATHEDRAL GERONTOLOGY CENTER DBA CATHEDRAL CARES | | | 1 | 100% | 1 |
| GABRIELA GOLDSTEIN MD PA | | | 1 | 100% | 1 |
| VETERANS AFFAIRS MEDICAL CENTER - EAST ORANGE | | | 1 | 100% | 1 |
| NEW ERA HEALTH CENTER INC | | 1 | | | 1 |
| RED HOOK FAMILY PRACTICE | | 1 | | | 1 |
| CRESTVIEW MED CLIN LAB | | | 1 | 100% | 1 |
| MEDCOR INC | | | 1 | 100% | 1 |
| ADVENTHEALTH MEDICAL GROUP INTERNAL MEDICINE AT MILLS | | | 1 | 100% | 1 |
| PARTNERS IN PRIMARY CARE | | 1 | | | 1 |
| AIRPORT MEDICAL SOLUTIONS ORLANDO | | | 1 | 100% | 1 |
| PENSACOLA PATHOLOGY | | 1 | | | 1 |
| CHILDRENS SPECIALIST PEDIATRIC PULMMOLOGY & | | | 1 | 100% | 1 |
| LEE HEALTH KIDS URGENT CARE | | 1 | | | 1 |
| DR. K PEDIATRICS | | | 1 | 100% | 1 |
| SOUTHWESTERN VERMONT MEDICAL CENTER | | | 1 | 100% | 1 |
| SUREPOINT URGENT CARE PADRE ISLAND | | | 1 | 100% | 1 |
| LEHIGH PULMONARY ASSOCIATES | | | 1 | 100% | 1 |
| Crowne Health Care of Thomasville | | 1 | | | 1 |

COVID-19: testing by laboratory

Data through Apr 6, 2021 verified as of Apr 7, 2021 at 09:25 AM

Data in this report are provisional and subject to change.

The numbers in the table below represent the number of Florida and non-Florida residents for whom test results were received by the Department of Health. A person can be tested by more than one laboratory and can have both positive and negative results. **Therefore, the sum of the numbers in each column will be larger than the total number of people tested.**

| Reporting lab | Inconclusive | Negative | Positive | Percent positive | Total |
|---|--------------|----------|----------|------------------|-------|
| FRESENIUS KIDNEY CARE OCALA | | | 1 | 100% | 1 |
| FAMILY MEDICAL CENTER | | 1 | | | 1 |
| WALGREENS_CHICAGO | | 1 | | | 1 |
| INTEGRATED GENETICS SEQUENOM | | 1 | | | 1 |
| Springdale Village | | 1 | | | 1 |
| LAKEWOOD RANCH MEDICAL GROUP LLC | | | 1 | 100% | 1 |
| CARENOW URGENT CARE - ANTIOCH | | 1 | | | 1 |
| LAKESIDE MEDICAL CENTER | | 1 | | | 1 |
| Ohman Family Living at Holly Assisted Living | | 1 | | | 1 |
| CARESPOT - MIAMI GARDENS | | | 1 | 100% | 1 |
| MEDEXPRESS URGENT CARE - PATRICK STREE | | | 1 | 100% | 1 |
| Lutheran Community at Telford | | 1 | | | 1 |
| HAVASU REGIONAL MEDICAL CENTER | | | 1 | 100% | 1 |
| HEALTH ALLIANCE | | | 1 | 100% | 1 |
| CENTRAL ALABAMA HEALTH CARE SYSTEM | | | 1 | 100% | 1 |
| Kroger 465 - The Little Clinic Oakley | | 1 | | | 1 |
| ST. MARY MEDICAL CENTER | | 1 | | | 1 |
| AMERICAN MEDICAL RESPONSE - FARMER BRA | | 1 | | | 1 |
| EDWARD HOSPITAL | | | 1 | 100% | 1 |
| Eden Meadows | | 1 | | | 1 |
| Kroger 419 - The Little Clinic Farmington/Exeter | | 1 | | | 1 |
| Brown Nursing Home | | 1 | | | 1 |
| ORLANDO HEALTH MEDICAL GROUP | | | 1 | 100% | 1 |
| Le Roy Village Green | | 1 | | | 1 |
| Kroger 767 - The Little Clinic Beaumont | | 1 | | | 1 |
| HEALTHFORCE PARTNERS INC | | | 1 | 100% | 1 |
| MINUTE CLINIC DIAGNOSTIC PA | | | 1 | 100% | 1 |
| Brownwood Nusing & Rehabilitation | | 1 | | | 1 |
| CAPITAL HEALTH PLAN - GOVERNORS SQUARE | | | 1 | 100% | 1 |
| SALUDA NURSING CENTER | | 1 | | | 1 |
| ASSURANCE HEALTHCARE AND COUNSELING CENTER | | 1 | | | 1 |
| Kroger 390 - The Little Clinic North College Hill | | 1 | | | 1 |
| TITUSVILLE REHABILITATION AND NURSING CENTER | | 1 | | | 1 |
| PALM BEACH DIABETES AND ENDOCRINE SPECIALISTS, PA | | | 1 | 100% | 1 |
| BAYOU URGENT CARE | | | 1 | 100% | 1 |
| PRISMA HEALTH TUOMEY LABORATORY | | | 1 | 100% | 1 |
| GILBERT MEDICAL GROUP | | | 1 | 100% | 1 |
| MEDICAL CITY NORTH HILLS | | | 1 | 100% | 1 |
| HELGEMO & LIOU PEDIATRICS | | | 1 | 100% | 1 |
| CARESTAT HOSPICE SERVICES | | | 1 | 100% | 1 |
| HEALTH AND HOPE CLINIC INC | | | 1 | 100% | 1 |
| SOLARIS HEALTHCARE PLANT CITY | | 1 | | | 1 |
| THE LITTLE CLINIC LLC | | | 1 | 100% | 1 |
| PEDRO L ORTEGA MD PA | | | 1 | 100% | 1 |
| Towne Manor West | | 1 | | | 1 |
| BAPTIST HEALTH ASI | | | 1 | 100% | 1 |

COVID-19: testing by laboratory

Data through Apr 6, 2021 verified as of Apr 7, 2021 at 09:25 AM

Data in this report are provisional and subject to change.

The numbers in the table below represent the number of Florida and non-Florida residents for whom test results were received by the Department of Health. A person can be tested by more than one laboratory and can have both positive and negative results. **Therefore, the sum of the numbers in each column will be larger than the total number of people tested.**

| Reporting lab | Inconclusive | Negative | Positive | Percent positive | Total |
|---|--------------|----------|----------|------------------|-------|
| ESOTERIC LAB | | | 1 | 100% | 1 |
| BARRINGTON TERRACE NAPLES | | | 1 | 100% | 1 |
| DAUGHTERS OF SARAH NURSING CENTER | | 1 | | | 1 |
| NEW YORK PRESBYTERIAN HOSPITAL | | | 1 | 100% | 1 |
| WEST FLORIDA MEDICAL ASSOCIATES | | | 1 | 100% | 1 |
| STATE OF ALASKA | | | 1 | 100% | 1 |
| BOCA MEDICAL CARE | | | 1 | 100% | 1 |
| CLINICAL TRIALS OF TAMPA LLC | | 1 | | | 1 |
| NAVAL BRANCH HEALTH CLINIC | | | 1 | 100% | 1 |
| PM PEDIATRICS OF BAYSIDE, PLLC | | 1 | | | 1 |
| CVS TX3702POCT KATY | | 1 | | | 1 |
| METROPOLITAN | | | 1 | 100% | 1 |
| VISTA LAKE ASSISTED LIVING | | | 1 | 100% | 1 |
| CVS CA8882POCT SAN CLEMENTE | | 1 | | | 1 |
| ORCHID TERRACE | | 1 | | | 1 |
| JAX FAMILY CARE | | 1 | | | 1 |
| THOMAS HOSPITAL | | | 1 | 100% | 1 |
| CVS NE5863POCT OMAHA | | 1 | | | 1 |
| CARENOW MIDTOWN | | | 1 | 100% | 1 |
| ANDERSON FAMILY MEDICINE | | | 1 | 100% | 1 |
| HALIFAX HEALTH PRIMARY CARE | | | 1 | 100% | 1 |
| ACCESS FAMILY CARE LLC | | | 1 | 100% | 1 |
| KATHY L ANDERSON DO PA | | | 1 | 100% | 1 |
| DOCTORS CARE - GREER | | 1 | | | 1 |
| CONCENTRA - LEESBURG | | 1 | | | 1 |
| ABINGTON MEMORIAL HOSPITAL | | | 1 | 100% | 1 |
| WELLMED AT LONGWOOD | | | 1 | 100% | 1 |
| TRIDENT ANTI AGING LLC | | | 1 | 100% | 1 |
| NEW SMYRNA BEACH AMBULATORY CARE CTR | | | 1 | 100% | 1 |
| WALGREEN#12147 | | 1 | | | 1 |
| Crowne Place Assisted Living | | 1 | | | 1 |
| Hearthstone Nursing and Rehabilitation Center | | 1 | | | 1 |
| PROVIDENCE ST PETER HOSPITAL | | 1 | | | 1 |
| ELDERWOOD AT WAVERLY | | 1 | | | 1 |
| BRADENTON DIALYSIS | | | 1 | 100% | 1 |
| NATION'S BEST CARE HOME HEALTH | | | 1 | 100% | 1 |
| ELKHART GENERAL HOSPITAL | | | 1 | 100% | 1 |
| MEMORIALCARE LONG BEACH MEDICAL CENTER | | | 1 | 100% | 1 |
| KID FIXERS | | 1 | | | 1 |
| DAYTONA BEACH DIALYSIS | | | 1 | 100% | 1 |
| UT HEALTH RIO GRANDE VALLEY PRIMARY CARE AT | | | 1 | 100% | 1 |
| LABWORKS LLC | | | 1 | 100% | 1 |
| MISSOURI DEPT. OF HEALTH | | | 1 | 100% | 1 |
| AURORA HEALTH CARE METRO INC | | | 1 | 100% | 1 |
| FAMILY MEDICAL CENTRE | | | 1 | 100% | 1 |
| HEALTHCARE ASSOCIATES OF IRVING, LLP | | | 1 | 100% | 1 |

COVID-19: testing by laboratory

Data through Apr 6, 2021 verified as of Apr 7, 2021 at 09:25 AM

Data in this report are provisional and subject to change.

The numbers in the table below represent the number of Florida and non-Florida residents for whom test results were received by the Department of Health. A person can be tested by more than one laboratory and can have both positive and negative results. **Therefore, the sum of the numbers in each column will be larger than the total number of people tested.**

| Reporting lab | Inconclusive | Negative | Positive | Percent positive | Total |
|---|--------------|----------|----------|------------------|-------|
| APOLLO ADVANCED HOME HEALTH CORP | | | 1 | 100% | 1 |
| EASTGENE LABORATORIES | | 1 | | | 1 |
| QUEST INC | | | 1 | 100% | 1 |
| HUGH CHATHAM FAMILY MEDICINE INDEPENDENCE | | 1 | | | 1 |
| VIVEX/UMTB BIOMEDICAL | | | 1 | 100% | 1 |
| WEST PALM BEACH PHARMACEUTICALS LLC | | | 1 | 100% | 1 |
| THEDACARE FAMILY MEDICINE GATEWAY | | | 1 | 100% | 1 |
| ARGENTINE CARE CENTER | | 1 | | | 1 |
| USF PHYSICIANS GROUP | | | 1 | 100% | 1 |
| SAINT BARNABAS MEDICAL CENTER | | 1 | | | 1 |
| OPTUM MEDICAL CLINIC IN ROCKRIMMON | | | 1 | 100% | 1 |
| COLLIER BLVD HMA PHYSICIANS MANAGEMENT LLC | | | 1 | 100% | 1 |
| Walgreens #9620 | | 1 | | | 1 |
| TREASURE COAST PRIMARY CARE | | 1 | | | 1 |
| CARBON HEALTH | | | 1 | 100% | 1 |
| MORGAN STANELY HEALTH CENTER | | 1 | | | 1 |
| MED FIRST IMMEDIATE CARE AND FAMILY PRACTICE | | | 1 | 100% | 1 |
| NORTH PALM CHIDRENS PHYSICIANS | | | 1 | 100% | 1 |
| Kroger 682 - The Little Clinic New Holland Market | | | 1 | 100% | 1 |
| AUSTIN URGENT CARE | | | 1 | 100% | 1 |
| NORTH SHORE HEMATOLOGY-ONCOLOGY ASSOCIATES PC | | 1 | | | 1 |
| LAURELS OF NORWORTH | | 1 | | | 1 |
| EUGENE T FINAN, MD | | | 1 | 100% | 1 |
| GOOD SAMARITAN SOCIETY-FOREST CITY | | 1 | | | 1 |
| PRIMARY CARE SPECIALISTS OF ORLANDO | | 1 | | | 1 |
| SOUTHERN SPRINGS HEALTH CARE | | 1 | | | 1 |
| UF HEALTH - WILDLIGHT | | | 1 | 100% | 1 |
| Birmingham Nursing & Rehab Center | | 1 | | | 1 |
| INDIAN RIVER CLINICAL LABORATORY, INC. | | 1 | | | 1 |
| BAPTIST MINOR MEDICAL CENTER | | | 1 | 100% | 1 |
| SPARTA HEALTH & REHAB | | 1 | | | 1 |
| PASTEUR MEDICAL HIALEAH GARDEN LLC | | | 1 | 100% | 1 |
| BALLAD HEALTH MEDICAL ASSOCIATES URGENT CARE | | | 1 | 100% | 1 |
| CVS M08595POCT RAYMORE | | 1 | | | 1 |
| LOPEZ | | 1 | | | 1 |
| PM PEDIATRICS PC | | | 1 | 100% | 1 |
| KIDS CARE PEDIATRICS | | | 1 | 100% | 1 |
| THE CLINIC ON SIXTH | | | 1 | 100% | 1 |
| FORT MYERS NORTH DIALYSIS | | 1 | | | 1 |
| WILSON FAMILY MEDICINE LLC | | 1 | | | 1 |
| LEELANAU OPCO, LLC | | 1 | | | 1 |
| BLOOD SYSTEMS LABORATORIES | | | 1 | 100% | 1 |
| LOURDES URGENT CARE | | | 1 | 100% | 1 |
| LAREDO CARE CLINIC NORTH | | 1 | | | 1 |
| Isle Health and Rehabilitation Center | | | 1 | 100% | 1 |
| THE CHRIST HOSPITAL | | | 1 | 100% | 1 |

COVID-19: testing by laboratory

Data through Apr 6, 2021 verified as of Apr 7, 2021 at 09:25 AM

Data in this report are provisional and subject to change.

The numbers in the table below represent the number of Florida and non-Florida residents for whom test results were received by the Department of Health. A person can be tested by more than one laboratory and can have both positive and negative results. **Therefore, the sum of the numbers in each column will be larger than the total number of people tested.**

| Reporting lab | Inconclusive | Negative | Positive | Percent positive | Total |
|--|--------------|----------|----------|------------------|-------|
| MARQUETTE GENERAL HOSPITAL | | | 1 | 100% | 1 |
| CVS AZ3749POCT GOODYEAR | | 1 | | | 1 |
| SOUTH COUNTY MEDICAL CENTER | | | 1 | 100% | 1 |
| FAMILY & INTERNAL MEDICINE CENTER | | 1 | | | 1 |
| LABORATORIO MEDICO CENTRAL CONDOMINO MD | | | 1 | 100% | 1 |
| CHIPLEY DIALYSIS | | | 1 | 100% | 1 |
| BRITTNEY WHELIHAN IRWIN ARNP LLC | | | 1 | 100% | 1 |
| WMC HEALTH GROUP OF KISSIMMEE LLC | | | 1 | 100% | 1 |
| Kroger - KR003500568 | | | 1 | 100% | 1 |
| CVS AZ7855POCT TUCSON | | 1 | | | 1 |
| MD NOW URGENT CARE | | | 1 | 100% | 1 |
| SOUTHEASTERN PATHOLOGY ASSOCIATES | | | 1 | 100% | 1 |
| Fox Subacute at Warrington | | 1 | | | 1 |
| Urgent Care 24/7 Orlando LLC | | | 1 | 100% | 1 |
| LADY LAKE FAMILY MEDICINE | | | 1 | 100% | 1 |
| Big River Nursing and Rehab | | 1 | | | 1 |
| MEDEXPRESS URGENT CARE -HOWELL US HWY | | 1 | | | 1 |
| CONCIERGE INTERNAL MEDICINE ASSOCIATES | | | 1 | 100% | 1 |
| LOVELACE WOMEN'S HOSPITAL | | 1 | | | 1 |
| HEALTH PLUS SUNRISE MEDICAL OFFICE | | | 1 | 100% | 1 |
| LAKE VISTA DIALYSIS | | | 1 | 100% | 1 |
| Chateau Girardeau | | | 1 | 100% | 1 |
| FHPG INTERNAL MEDICINE OF BRANDON | | | 1 | 100% | 1 |
| MEDEXPRESS URGENT CARE CHICOPEE | | | 1 | 100% | 1 |
| MACKINAC STRAITS LONG TERM CARE UNIT | | 1 | | | 1 |
| CFCH - FROSTPROOF | | | 1 | 100% | 1 |
| LANCASHIRE HALL NURSING AND REHABILITATION CENTER | | 1 | | | 1 |
| ACCESS HEALTH CARE PHYSICIANS, LLC | | 1 | | | 1 |
| EMERGENCY CARE SERVICES LAB AT JFK MEDICAL CENTER | | | 1 | 100% | 1 |
| ADVENTHEALTH MEDICAL GROUP OBSTETRICS | | | 1 | 100% | 1 |
| Arlington Health and Rehabilitation | | 1 | | | 1 |
| Lakeview Care Center | | | 1 | 100% | 1 |
| LOUNDRY | | 1 | | | 1 |
| TANGLEWOOD MANOR | | 1 | | | 1 |
| CENTRAL TX MEDICAL CENTER - LAB | | | 1 | 100% | 1 |
| REELFOOT FAMILY WALK-IN CLINIC | | 1 | | | 1 |
| FAIRVIEW HOSPITAL | | | 1 | 100% | 1 |
| SONORAN DESERT PATHOLOGY | | | 1 | 100% | 1 |
| STAMFORD HOSPITAL | | | 1 | 100% | 1 |
| ManorCare Yeadon | | 1 | | | 1 |
| Walgreens #17445 | | 1 | | | 1 |
| BAYSTATE REFERENCE LABORATORY | | | 1 | 100% | 1 |
| Kroger 699 - The Little Clinic Smyrna | | 1 | | | 1 |
| GENESSEE COUNTY HEALTH DEPARTMENT | | 1 | | | 1 |
| CVS TN5694POCT SODDY DAISY | | 1 | | | 1 |
| INDIANA STATE DEPARTMENT OF HEALTH CLINIC MICROBIOLOGY | | 1 | | | 1 |

COVID-19: testing by laboratory

Data through Apr 6, 2021 verified as of Apr 7, 2021 at 09:25 AM

Data in this report are provisional and subject to change.

The numbers in the table below represent the number of Florida and non-Florida residents for whom test results were received by the Department of Health. A person can be tested by more than one laboratory and can have both positive and negative results. **Therefore, the sum of the numbers in each column will be larger than the total number of people tested.**

| Reporting lab | Inconclusive | Negative | Positive | Percent positive | Total |
|--|--------------|----------|----------|------------------|-------|
| C A R E S | | 1 | | | 1 |
| Imperial Healthcare Centre | | | 1 | 100% | 1 |
| Pinnacle Assisted Living | | | 1 | 100% | 1 |
| Carrollton Manor Inc | | 1 | | | 1 |
| PINEVILLE PHARMACY | | | 1 | 100% | 1 |
| SHAH | | | 1 | 100% | 1 |
| HEALTH EXPRESS | | 1 | | | 1 |
| CHILDREN'S MEMORIAL HOSPITAL | | | 1 | 100% | 1 |
| GEORGE WASHINGTON UNIVERSITY HOSPITAL | | | 1 | 100% | 1 |
| SSC NASHVILLE OPERATING CO LLC D/B/A | | 1 | | | 1 |
| HOSPITAL SISTERS HEALTH SYSTEM (HSHS) | | | 1 | 100% | 1 |
| FRESENIUS SOUTH FORT MYERS | | 1 | | | 1 |
| CONWAY - SHERWOOD URGENT CARE | | | 1 | 100% | 1 |
| MEDEXPRESS URGENT CARE - VINELAND S MA | | 1 | | | 1 |
| LINCOLN COUNTY MEDICAL CENTER | | 1 | | | 1 |
| BRIDGEWATER PARK ASSISTED LIVING LLC | | | 1 | 100% | 1 |
| Brynwood Health & Rehabilitation Center | | | 1 | 100% | 1 |
| CYPRESS CREEK OUTPATIENT SURGICAL CTR, LLC | | | 1 | 100% | 1 |
| WINTER PARK MEMORIAL HOSPITAL LABORATORY | | 1 | | | 1 |
| LEXINGTON HOSPITAL CORPORATION | | | 1 | 100% | 1 |
| PRINCIPLE DIAGNOSTICS LLC | | | 1 | 100% | 1 |
| MEDPOST URGENT CARE - CIBOLO | | | 1 | 100% | 1 |
| FLAGLER CARE CENTER | | | 1 | 100% | 1 |
| DEPARTMENT OF HEALTH SERVICES | | | 1 | 100% | 1 |
| BRISTOL CHILDRENS CLINIC | | | 1 | 100% | 1 |
| SAINT JOSEPH'S HOSPITAL AND MEDICAL CENTER | | 1 | | | 1 |
| Kroger 682 - The Little Clinic Combs and Gantzel | | 1 | | | 1 |
| EILEEN TURBESSI MD PA | | 1 | | | 1 |
| CVS TN6394POCT BRENTWOOD | | 1 | | | 1 |
| WY RETIREMENT CENTER | | 1 | | | 1 |
| BRIAN C GRINER MD LLC | | | 1 | 100% | 1 |
| BROOKDALE FORT WALTON BEACH | | | 1 | 100% | 1 |
| FLAGLER COUNTY BOARD OF COUNTY COMMISSIONERS | | | 1 | 100% | 1 |
| Erwin Health Care Center | | 1 | | | 1 |
| FASTMED URGENT CARE | | | 1 | 100% | 1 |
| WESTCHESTER MEDICAL CENTER ADVANCED | | 1 | | | 1 |
| Seal Rock Healthcare | | 1 | | | 1 |
| RIVERSIDE REGIONAL MED CENTER | | | 1 | 100% | 1 |
| OASIS FAMILY RESORT IN THE SPRINGS LLC | | 1 | | | 1 |
| MERCY HOME | | 1 | | | 1 |
| West Bay of Tampa Center | | | 1 | 100% | 1 |
| SWIFTCARE URGENT CARE, PLLC | | | 1 | 100% | 1 |
| GOLDING-GRANADO MEDICAL ASSOCIATES | | 1 | | | 1 |
| CONVENIENT URGENT CARE | | | 1 | 100% | 1 |
| FLORHAM PARK ENDOSCOPY CENTER | | 1 | | | 1 |
| HEALTH FIRST HOME CARE | | 1 | | | 1 |

COVID-19: testing by laboratory

Data through Apr 6, 2021 verified as of Apr 7, 2021 at 09:25 AM

Data in this report are provisional and subject to change.

The numbers in the table below represent the number of Florida and non-Florida residents for whom test results were received by the Department of Health. A person can be tested by more than one laboratory and can have both positive and negative results. **Therefore, the sum of the numbers in each column will be larger than the total number of people tested.**

| Reporting lab | Inconclusive | Negative | Positive | Percent positive | Total |
|---|--------------|----------|----------|------------------|-------|
| MINUTE CLINIC DIAGNOSTICS OF IN, LLC #6252 | | 1 | | | 1 |
| UNIVERSITY OF NORTH CAROLINA HOSPITALS | | | 1 | 100% | 1 |
| MEDSTAR HEALTH URGENT CARE | | | 1 | 100% | 1 |
| PIEDMONT ROCKDALE HOSPITAL | | 1 | | | 1 |
| Garden View Care Center at Dougherty Ferry | | 1 | | | 1 |
| MINUTECLINIC LLC #3281 | | | 1 | 100% | 1 |
| CAREFIRST URGENT CARE - BEECHMONT | | | 1 | 100% | 1 |
| WINDSOR MANOR | | | 1 | 100% | 1 |
| WAYCROSS INTRTNAL MEDICINE | | | 1 | 100% | 1 |
| White River Health Care Center | | 1 | | | 1 |
| Vibralfife of El Paso Rehabilitation Center | | | 1 | 100% | 1 |
| Senatobia Healthcare & Rehab | | 1 | | | 1 |
| SUMMER PLACE NURSING & REHABILITATION | | 1 | | | 1 |
| LEESBURG DIALYSIS CENTER | | 1 | | | 1 |
| MINUTECLINIC DIAGNOSTIC OF NH, LLC (CL | | 1 | | | 1 |
| Kroger 086 - The Little Clinic Broomfield-Sheridan | | 1 | | | 1 |
| LITTLE COMPANY OF MARY HOSPITAL | | | 1 | 100% | 1 |
| IMMY LABS | | | 1 | 100% | 1 |
| MAYO MEDICAL LABORATORIES | | | 1 | 100% | 1 |
| Victoria Manor | | 1 | | | 1 |
| KENNEDY BOULEVARD DIALYSIS | | | 1 | 100% | 1 |
| PRIMARY CARE GROUP LLC | | 1 | | | 1 |
| ARISTACARE AT MANCHESTER | | 1 | | | 1 |
| PATHOLOGY ASSOCIATES | | | 1 | 100% | 1 |
| PRACTITIONERS IN MOTION | | | 1 | 100% | 1 |
| VERMONT DEPT OF HEALTH LABORATORY | | | 1 | 100% | 1 |
| DW MCMILLAN MEMORIAL HOSPITAL LABORATORY | | | 1 | 100% | 1 |
| APOLLOMDX LLC | | | 1 | 100% | 1 |
| PRIME HEALTHCARE SERVICES | | 1 | | | 1 |
| BAM INC | | 1 | | | 1 |
| FLORIDA DEPARTMENT OF HEALTH IN CITRUS COUNTY | | 1 | | | 1 |
| FIRST CARE OF GAINESVILLE | | | 1 | 100% | 1 |
| MEDEXPRESS URGENT CARE, MILLCREEK | | 1 | | | 1 |
| COMMONWEALTH OF VIRGINIA DIVISION OF CONSOLIDATED LABORATORY SERVICES | | | 1 | 100% | 1 |
| Kroger 929 - The Little Clinic Corryville | | 1 | | | 1 |
| LONG ISLAND MINIMALLY INVASIVE SURGERY | | 1 | | | 1 |
| Perham Living | | | 1 | 100% | 1 |
| MEDEXPRESS URGENT CARE-VINLAND SOUTH | | | 1 | 100% | 1 |
| ABBOTT LABORATORIES ROSS PRODUCTS | | | 1 | 100% | 1 |
| Long Beach Care Center | | | 1 | 100% | 1 |
| UF HEALTH THE VILLAGES | | | 1 | 100% | 1 |
| PEDIATRIC ASSOCIATES - MIAMI LAKES | | 1 | | | 1 |
| WATERS EDGE ELEMENTARY SCHOOL | | | 1 | 100% | 1 |
| APS-SUMMIT CARE PHARMACY, LLC DBA OMNICARE | | 1 | | | 1 |
| NORDX | | | 1 | 100% | 1 |
| Regency Square | | | 1 | 100% | 1 |

COVID-19: testing by laboratory

Data through Apr 6, 2021 verified as of Apr 7, 2021 at 09:25 AM

Data in this report are provisional and subject to change.

The numbers in the table below represent the number of Florida and non-Florida residents for whom test results were received by the Department of Health. A person can be tested by more than one laboratory and can have both positive and negative results. **Therefore, the sum of the numbers in each column will be larger than the total number of people tested.**

| Reporting lab | Inconclusive | Negative | Positive | Percent positive | Total |
|---|--------------|----------|----------|------------------|-------|
| WRIGHT PATTERSON AFB MEDICAL CENTER | | | 1 | 100% | 1 |
| SELF REGIONAL HEALTHCARE | | | 1 | 100% | 1 |
| WEST FLORIDA HOSPITAL LABORATORY | | | 1 | 100% | 1 |
| AUGUSTA HEALTH CLINICAL LABORATORY | | | 1 | 100% | 1 |
| WEST COAST CLINICAL LABS INC | | | 1 | 100% | 1 |
| Kroger 83 - The Little Clinic Rock Road | | 1 | | | 1 |
| HHCS PHARMACY INC | | | 1 | 100% | 1 |
| DEACONESS URGENT CARE CENTER | | | 1 | 100% | 1 |
| HOUSTON DEPARTMENT OF HEALTH AND HUMAN SERVICES | | | 1 | 100% | 1 |
| CHI ST. LUKE'S HEALTH BCM MEDICAL CENTER | | | 1 | 100% | 1 |
| COLER REHABILITATION AND NURSING CARE | | 1 | | | 1 |
| HOSPITALS OF PROVIDENCE TRANSMOUNTAIN CAMPUS, THE | | | 1 | 100% | 1 |
| Avera Sr. James Care Center | | 1 | | | 1 |
| BETHESDA ON TURKEY CREEK | | | 1 | 100% | 1 |
| NAVARRO MEDICAL CENTERS LLC | | | 1 | 100% | 1 |
| BRUSHY CREEK FAMILY HOSPITAL | | | 1 | 100% | 1 |
| CORPUS CHRISTI MEDICAL CENTER | | | 1 | 100% | 1 |
| SOUTHERN WINDS | | | 1 | 100% | 1 |
| PRIMARY & URGENT CARE CENTERS | | | 1 | 100% | 1 |
| UNITED HEALTHCARE | | | 1 | 100% | 1 |
| LABTEST LLC LABTEST DIAGNOSTICS | | | 1 | 100% | 1 |
| COUNTRYSIDE PEDIATRIC CARE PA | | | 1 | 100% | 1 |
| NORTH PALM BEACH DIALYSIS CENTER | | | 1 | 100% | 1 |
| Kroger 49 - The Little Clinic Wichita - 21st St. | | | 1 | 100% | 1 |
| MIL LAKE HEALTHCARE CENTER INC PEDIATRICS | | | 1 | 100% | 1 |
| DR JAMES D FORBES FAMILY CARE CENTER | | | 1 | 100% | 1 |
| Dexter Health Care | | 1 | | | 1 |
| HENRY FORD HOSPITAL | | | 1 | 100% | 1 |
| MEDEXPRESS URGENT CARE - HADLEY | | 1 | | | 1 |
| ORLANDO PHYSICIAN NETWORK | | 1 | | | 1 |
| BNJ | | 1 | | | 1 |
| BEAUMONT HOSPITAL | | | 1 | 100% | 1 |
| MT SINA1 HOSPICE | | | 1 | 100% | 1 |
| PREMIER HEALTH CARE INC | | | 1 | 100% | 1 |
| PREMISEHEALTH | | 1 | | | 1 |
| UNIVERSITY OF SOUTH FLORIDA | | | 1 | 100% | 1 |
| WOOD COUNTY HEALTH DEPARTMENT | | | 1 | 100% | 1 |
| BAYMEADOWS PEDIATRIC CARE | | 1 | | | 1 |
| SOUTHWOOD NURSING & RETIREMENT CENTER | | 1 | | | 1 |
| JACKSON MADISON CO. GEN. HOSPITAL | | | 1 | 100% | 1 |
| PARRISH MEDICAL GROUP | | | 1 | 100% | 1 |
| SURGERY CENTER, THE | | | 1 | 100% | 1 |
| CAMBRIDGE HEALTH ALLIANCE | | | 1 | 100% | 1 |
| GIFFORD MEMORIAL HOSPITAL | | 1 | | | 1 |
| SOUTHWOOD HEALTHCARE CENTER | | 1 | | | 1 |
| PARK LANE NURSING HOME | | 1 | | | 1 |

COVID-19: testing by laboratory

Data through Apr 6, 2021 verified as of Apr 7, 2021 at 09:25 AM

Data in this report are provisional and subject to change.

The numbers in the table below represent the number of Florida and non-Florida residents for whom test results were received by the Department of Health. A person can be tested by more than one laboratory and can have both positive and negative results. **Therefore, the sum of the numbers in each column will be larger than the total number of people tested.**

| Reporting lab | Inconclusive | Negative | Positive | Percent positive | Total |
|--|--------------|----------|----------|------------------|-------|
| LITTLE FALLS HOSPITAL LABORATORY | | 1 | | | 1 |
| HUNEYCUTT FAMILY PRACTICE | | | 1 | 100% | 1 |
| Kroger 481 - The Little Clinic Houston Levee | | 1 | | | 1 |
| FLORIDA HOME HEALTH | | | 1 | 100% | 1 |
| RENOWN REGIONAL MEDICAL CENTER | | | 1 | 100% | 1 |
| CRAWFORD COUNTY CARE CENTER | | 1 | | | 1 |
| LIMA MEMORIAL HOSPITAL | | | 1 | 100% | 1 |
| CONCENTRA - OCALA | | 1 | | | 1 |
| REFERENCE LABORATORY | | | 1 | 100% | 1 |
| LABTECH DIAGNOSTICS | | | 1 | 100% | 1 |
| QUALITY CLINICAL LAB LLC | | | 1 | 100% | 1 |
| Kroger - KRO70300083 | | | 1 | 100% | 1 |
| UNIVERSITY OF VERMONT MEDICAL CENTER | | | 1 | 100% | 1 |
| PULMONARY, CRITICAL CARE AND SLEEP DISORDERS INSTITUTE OF SOUTH FLORID | | | 1 | 100% | 1 |
| FAYETTE MEDICAL CENTER LAB | | 1 | | | 1 |
| Sherwood Oaks Health Center | | | 1 | 100% | 1 |
| GOSHEN HOSPITAL | | | 1 | 100% | 1 |
| MONMOUTH MEDICALC ENTER | | 1 | | | 1 |
| Dupage Care Center | | | 1 | 100% | 1 |
| HORIZON MEDICAL CENTER | | | 1 | 100% | 1 |
| SANITAS RESEARCH LLC | | | 1 | 100% | 1 |
| ASSOCIATES MD MEDICAL GROUP INC | | | 1 | 100% | 1 |
| Kroger 397 - The Little Clinic Frankfort East | | 1 | | | 1 |
| Memorial Health Care Center | | | 1 | 100% | 1 |
| HOLLAND COMMUNITY HOSPITAL | | 1 | | | 1 |
| JP MORGAN CHASE HEALTH SERVICES | | | 1 | 100% | 1 |
| Bethel Lutheran Nursing & Rehabilitation Center | | 1 | | | 1 |
| UNIVERSITY OF BALTIMORE WASHINGTON MEDICAL CENTER | | | 1 | 100% | 1 |
| The Center at Centennial | | | 1 | 100% | 1 |
| Hillside Manor Rehabilitation and Extended Care Center | | 1 | | | 1 |
| AURORA CONSOLIDATED LABORATORY | | | 1 | 100% | 1 |
| PHYSICIANS OF CENTRAL FLORIDA | | | 1 | 100% | 1 |
| Kroger 705 - The Little Clinic Richmond | | 1 | | | 1 |
| PHOEBE SUMTER MEDICAL CENTER LABORATORY | | 1 | | | 1 |
| LabCorp L#09258295 M#09258285 | | | 1 | 100% | 1 |
| NICKLAUS CHILDREN'S DORAL OUTPATIENT CENTER | | | 1 | 100% | 1 |
| GRANITE FALLS LTC, LLC | | 1 | | | 1 |
| ALLEGANY COUNTY DEPARTMENT OF HEALTH | | 1 | | | 1 |
| ADVENT HEALTH MEDICAL GROUP MULTISPECIALTY | | | 1 | 100% | 1 |
| A.G. Rhodes | | 1 | | | 1 |
| GARDENS PEDIATRICS LAB | | | 1 | 100% | 1 |
| KNOX COMMUNITY HOSPITAL | | | 1 | 100% | 1 |
| WALKIN MEDICAL URGENT CARE,NEW CITY | | | 1 | 100% | 1 |
| RYE BEACH PHARMACY INC | | 1 | | | 1 |
| MARINA DEL REY HOSPITAL LAB | | | 1 | 100% | 1 |
| Walgreens #12153 | | 1 | | | 1 |

COVID-19: testing by laboratory

Data through Apr 6, 2021 verified as of Apr 7, 2021 at 09:25 AM

Data in this report are provisional and subject to change.

The numbers in the table below represent the number of Florida and non-Florida residents for whom test results were received by the Department of Health. A person can be tested by more than one laboratory and can have both positive and negative results. **Therefore, the sum of the numbers in each column will be larger than the total number of people tested.**

| Reporting lab | Inconclusive | Negative | Positive | Percent positive | Total |
|--|--------------|----------|----------|------------------|-------|
| CVS IL7142POCT LOCKPORT | | 1 | | | 1 |
| Smg/North Jersey Hematology & Oncology | | 1 | | | 1 |
| COURTLAND TERRACE | | 1 | | | 1 |
| THE EMORY CLINIC | | | 1 | 100% | 1 |
| TAYLOR COUNTY HEALTH DEPARTMENT | | | 1 | 100% | 1 |
| REEVES COUNTY HOSPITAL DISTRICT | | | 1 | 100% | 1 |
| DIRECT PRIMARY CARE OF BURLESON | | | 1 | 100% | 1 |
| CVS IN6536POCT KOKOMO | | 1 | | | 1 |
| TRADITIONAL MEDICINE CENTER | | | 1 | 100% | 1 |
| WVU MEDICINE AT SUNCREST TOWNE CENTRE | | | 1 | 100% | 1 |
| Arch Plaza Nursing and Rehabilitation Center | | | 1 | 100% | 1 |
| CYPRESS VILLAGE REHAB CENTER | | 1 | | | 1 |
| NHC Sequatchie | | 1 | | | 1 |
| ER NEAR ME HULEN | | 1 | | | 1 |
| Terrace Glen Village | | 1 | | | 1 |
| CHATEAU TERREBONNE HEALTH CARE | | 1 | | | 1 |
| Pontotoc Health and Rehab | | 1 | | | 1 |
| CENTRAL FLORIDA ADULT MEDICINE | | 1 | | | 1 |
| FLORIDA SOUTHERN COLLEGE | | | 1 | 100% | 1 |
| ADVENTHEALTH MEDICAL GROUP OBSTETRICS AND | | | 1 | 100% | 1 |
| TFH HOME HEALTH INC | | | 1 | 100% | 1 |
| ADVENTHEALTH MEDICAL GROUP PEDIATRICS DIABETES & | | | 1 | 100% | 1 |
| HARDIN HEALTH INC | | 1 | | | 1 |
| SUMMIT COUNTY PUBLIC HEALTH DEPARTMENT | | | 1 | 100% | 1 |
| ORANGETOWN PEDIATRICS ASSOCIATES | | 1 | | | 1 |
| CANDLER HOSPITAL | | | 1 | 100% | 1 |
| ORCHARD LABORATORIES | | | 1 | 100% | 1 |
| NEVADA RURAL HOUSING AUTHORITY | | | 1 | 100% | 1 |
| RESIDENCES AT MIAMI / REIGN GARDENS LLC, THE | | | 1 | 100% | 1 |
| CVS MI22230CV WAYNE COUNTY COMMUNITY COLLEGE | | | 1 | 100% | 1 |
| MERCY GENERAL HOSPITAL | | | 1 | 100% | 1 |
| MANHATTAN COLLEGE HEALTH SERVICES | | 1 | | | 1 |
| DIMMIT REGIONAL HOSPITAL | | | 1 | 100% | 1 |
| UNIVERSITY OF MIAMI PRIMARY CARE SITE UMHC 3039 | | | 1 | 100% | 1 |
| Shoreline Care Center | | | 1 | 100% | 1 |
| NEVADA DEPARTMENT OF HEALTH AND HUMAN SERVICES | | | 1 | 100% | 1 |
| SACRED HEART HEALTH SYSTEM- MIDWIFE PROGRAM | | | 1 | 100% | 1 |
| CVS MA38POCT CHARLTON | | 1 | | | 1 |
| LIFESPAN HEALTH - SELMER | | 1 | | | 1 |
| REHABILITATION CENTER OF ALBUQUERQUE | | 1 | | | 1 |
| BOND COUNTY HEALTH DEPARTMENT | | | 1 | 100% | 1 |
| WEST FLORIDA MEDICAL ASSOCIATES PA | | | 1 | 100% | 1 |
| Life Care Center of Auburn | | 1 | | | 1 |
| YOUR GOOD HEALTH MEDICAL GROUP PA | | | 1 | 100% | 1 |
| SJMC PHYSICIAN SERVICES | | | 1 | 100% | 1 |
| TAMPA HEALTH CARE PROVIDERS PA | | 1 | | | 1 |

COVID-19: testing by laboratory

Data through Apr 6, 2021 verified as of Apr 7, 2021 at 09:25 AM

Data in this report are provisional and subject to change.

The numbers in the table below represent the number of Florida and non-Florida residents for whom test results were received by the Department of Health. A person can be tested by more than one laboratory and can have both positive and negative results. **Therefore, the sum of the numbers in each column will be larger than the total number of people tested.**

| Reporting lab | Inconclusive | Negative | Positive | Percent positive | Total |
|--|--------------|----------|----------|------------------|-------|
| Hillside Rehab and Care Center | | | 1 | 100% | 1 |
| Walgreens #5065 | | 1 | | | 1 |
| CAREATC - PALM HARBOR | | | 1 | 100% | 1 |
| CARESPOT EXPRESS HEALTHCARE BOYNTON BEACH | | | 1 | 100% | 1 |
| CRYSTAL RIVER FIRE DEPARTMENT | | | 1 | 100% | 1 |
| Strasburg Care Center | | 1 | | | 1 |
| CONTINENTAL HOME HEALTH CARE INC | | | 1 | 100% | 1 |
| Mountain View Manor | | | 1 | 100% | 1 |
| THE GROVE HEALTH AND REHAB | | | 1 | 100% | 1 |
| BEAUMONT URGENT CARE | | 1 | | | 1 |
| MISSISSIPPI VALLEY REGIONAL BLOOD CENTER | | | 1 | 100% | 1 |
| OHSU LABORATORY SERVICES | | 1 | | | 1 |
| Holly Hill Healthcare Center | | | 1 | 100% | 1 |
| PELICAN STATE OUTPATIENT CENTER | | | 1 | 100% | 1 |
| MORSELIFE HOME CARE INC | | | 1 | 100% | 1 |
| PREMIUM HOME HEALTH CARE INC | | | 1 | 100% | 1 |
| ABRAZO WEST CAMPUS | | | 1 | 100% | 1 |
| LIBERTY URGENT CARE | | | 1 | 100% | 1 |
| NEXTCARE NIFONG | | | 1 | 100% | 1 |
| AFFILIATED LABORATORIES INC | | | 1 | 100% | 1 |
| SOUTHWEST FLORIDA DIVISION LAB | | | 1 | 100% | 1 |
| Wildwood Healthcare | | 1 | | | 1 |
| MEMORIAL URGENT CARE CENTER - | | | 1 | 100% | 1 |
| Sanford Health & Rehabilitation | | | 1 | 100% | 1 |
| COUNTY OF HAMILTON | | | 1 | 100% | 1 |
| HEALTH PARTNERS LLC | | 1 | | | 1 |
| NYU LANGONE AMBULATORY CARE LAKE SUCCE | | 1 | | | 1 |
| PEACE HEALTH FAMILY MEDICINE AT 87TH AVE | | 1 | | | 1 |
| CHI ST VINCENT LITTLE ROCK DIAGNOSTIC CLINIC | | | 1 | 100% | 1 |
| COLOMBO'S PHARMACY | | 1 | | | 1 |
| DERMDX, DIV OF AURORA DIAGNOSTICS/BERNHARDT LAB | | 1 | | | 1 |
| CAN COMMUNITY HEALTH LLC | | 1 | | | 1 |
| XSTREMEMD | | | 1 | 100% | 1 |
| MERITUS MEDICAL CENTER | | | 1 | 100% | 1 |
| INTERNAL MEDICINE EMILIA MURRAY MD PA | | 1 | | | 1 |
| MISSOURI DEPARTMENT OF HEALTH AND SENIOR SERVICES - STATE PH LAB | | 1 | | | 1 |
| SOUTHEASTERN INTEGRATED MEDICAL PL | | | 1 | 100% | 1 |
| PCG MOLECULAR | | | 1 | 100% | 1 |
| Kroger 532 - The Little Clinic Murfreesboro | | 1 | | | 1 |
| Spring Gate Rehab and Healthcare Center | | 1 | | | 1 |
| LEE MEMORIAL HOSPITAL OUTPATIENT SURGERY CENTER | | | 1 | 100% | 1 |
| Monument Health Strugis Care Center | | 1 | | | 1 |
| DOCTORS CARE - AIKEN MALL | | | 1 | 100% | 1 |
| WYOMING OPCO, LLC DBA MEDILODGE OF WYO | | 1 | | | 1 |
| HEAD 2 TOE PEDIATRICS, PLLC | | | 1 | 100% | 1 |
| OCALA REGIONAL DIALYSIS- NORTH | | | 1 | 100% | 1 |

COVID-19: testing by laboratory

Data through Apr 6, 2021 verified as of Apr 7, 2021 at 09:25 AM

Data in this report are provisional and subject to change.

The numbers in the table below represent the number of Florida and non-Florida residents for whom test results were received by the Department of Health. A person can be tested by more than one laboratory and can have both positive and negative results. **Therefore, the sum of the numbers in each column will be larger than the total number of people tested.**

| Reporting lab | Inconclusive | Negative | Positive | Percent positive | Total |
|---|--------------|----------|----------|------------------|-------|
| CAREWELL URGENT CARE FITCHBURG | | | 1 | 100% | 1 |
| WELLMED AT LINEBAUGH AVE | | | 1 | 100% | 1 |
| FLORIDA ADVANCED MEDICAL AND DERM AESTHETICS LLC | | | 1 | 100% | 1 |
| CVS TX7825POCT FRISCO | | 1 | | | 1 |
| CRUSADER COMMUNITY HEALTH | | | 1 | 100% | 1 |
| CVS AZ4795POCT MESA | | 1 | | | 1 |
| LEGACY AT HIGHWOODS PRESERVE | | 1 | | | 1 |
| GOSHEN MEDICAL CENTER | | | 1 | 100% | 1 |
| KENT | | 1 | | | 1 |
| HEALTHCARE AND REHAB OF SANFORD | | | 1 | 100% | 1 |
| MERRILL GARDENS AT CHAMPIONSGATE | | | 1 | 100% | 1 |
| TITUS REGIONAL MEDICAL CENTER | | | 1 | 100% | 1 |
| MEDICAL ASSOCIATES OF PINELLAS - LAB | | | 1 | 100% | 1 |
| MEDEXPRESS URGENT CARE - HACKETTSTOWN | | 1 | | | 1 |
| CLERMONT PEDIATRICS, PA | | | 1 | 100% | 1 |
| HARRIS URGENT CARE CENTER | | | 1 | 100% | 1 |
| Walgreens #19461 | | 1 | | | 1 |
| MEDEXPRESS URGENT CARE - CINNAMINSON | | 1 | | | 1 |
| MINUTECLINIC DIAGNOSTICS OF OKLAHOMA | | 1 | | | 1 |
| THE LITTLE CLINIC, LLC | | | 1 | 100% | 1 |
| COASTAL ER IX, PHYSICIANS PREMIER | | | 1 | 100% | 1 |
| Excel Care Center | | | 1 | 100% | 1 |
| FRIO REGIONAL PRIMARY CARE AND URGENT CARE CLINIC | | | 1 | 100% | 1 |
| BOCA GENERAL AND FAMILY MEDICINE | | 1 | | | 1 |
| Kroger 670 - The Little Clinic Powell | | 1 | | | 1 |
| ST MARYS HEALTH CARE SYSTEM | | 1 | | | 1 |
| ST ANTHONY'S PINELLAS CARE CLINIC | | | 1 | 100% | 1 |
| INDIAN RIDGE | | 1 | | | 1 |
| PORTAGE MEDICAL CENTER | | | 1 | 100% | 1 |
| Mason Health and Rehab | | 1 | | | 1 |
| MEDEXPRESS URGENT CARE - WAYNESBURG | | 1 | | | 1 |
| NEMOURS CHILDREN'S PRIMARY CARE, ST CLOUD | | | 1 | 100% | 1 |
| ADVENTHEALTH IMAGING WINTERGARDEN | | 1 | | | 1 |
| Kroger 350 - The Little Clinic New Cut Road | | 1 | | | 1 |
| GREATER TAMPA AT HOME | | | 1 | 100% | 1 |
| RIVERVIEW HOSPITAL D/B/A UNIVERSITY | | 1 | | | 1 |
| MIAMI VASCULAR SURGERY | | | 1 | 100% | 1 |
| ST FRANCIS COLLEGE WELLNESS CENTER | | 1 | | | 1 |
| Ladera Center | | 1 | | | 1 |
| OXY-GENLAB | | | 1 | 100% | 1 |
| INLET CONCIERGE MEDICINE | | | 1 | 100% | 1 |
| FINLAY MEDICAL RESEARCH CORP | | | 1 | 100% | 1 |
| CALIFORNIA PUBLIC HEALTH LABORATORY | | | 1 | 100% | 1 |
| MEDICAL CLINIC OF HOUSTON | | | 1 | 100% | 1 |
| SANTA BARABARA ALF LLC (THE WINDSOR) | | | 1 | 100% | 1 |
| MOUNT SINAI MEDICAL CENTER AVENTURA ER | | | 1 | 100% | 1 |

COVID-19: testing by laboratory

Data through Apr 6, 2021 verified as of Apr 7, 2021 at 09:25 AM

Data in this report are provisional and subject to change.

The numbers in the table below represent the number of Florida and non-Florida residents for whom test results were received by the Department of Health. A person can be tested by more than one laboratory and can have both positive and negative results. **Therefore, the sum of the numbers in each column will be larger than the total number of people tested.**

| Reporting lab | Inconclusive | Negative | Positive | Percent positive | Total |
|--|--------------|----------|----------|------------------|-------|
| FLORIDA HEALTH CARE MEDICAL GROUP | | 1 | | | 1 |
| ST. LUKES HOSPITAL | | | 1 | 100% | 1 |
| CURELOGICS WOUND CARE & HYPERBARIC CENTER | | 1 | | | 1 |
| FLORIDA HOSPITAL LAB | | | 1 | 100% | 1 |
| EPIC CARE PHARMACY | | 1 | | | 1 |
| Westminster Canterbury Richmond | | 1 | | | 1 |
| Gulf Coast health and Rehabilitation, LLC | | 1 | | | 1 |
| SV MOBILE HEALTH | | | 1 | 100% | 1 |
| SPRING VALLEY HOSPITAL MEDICAL CENTER | | | 1 | 100% | 1 |
| Walgreens #10851 | | 1 | | | 1 |
| Florence Nursing and Rehabilitation Center | | 1 | | | 1 |
| MEDEXPRESS URGENT CARE - CABOT | | | 1 | 100% | 1 |
| THE HEART HOSPITAL BAYLOR PLANO | | | 1 | 100% | 1 |
| MEDEXPRESS URGENT CARE, EDWARDSVILLE | | 1 | | | 1 |
| CORNERSTONE OF RECOVERY INC | | 1 | | | 1 |
| Medicalodges Neosho | | | 1 | 100% | 1 |
| ABSOLUTE QUICK CARE | | | 1 | 100% | 1 |
| NORTHEAST BAPTIST HOSPITAL | | | 1 | 100% | 1 |
| ABRAKIDABRA PEDIATRIC CLINIC LLC | | | 1 | 100% | 1 |
| NHC PLACE AT COOL SPRINGS | | 1 | | | 1 |
| Kroger 444 - The Little Clinic Dent | | 1 | | | 1 |
| CACERES SPECIALIZED GYNECOLOGY | | 1 | | | 1 |
| Elm Crest Senior Living Community | | 1 | | | 1 |
| OPTUM OF HIALEAH | | 1 | | | 1 |
| AMD | | | 1 | 100% | 1 |
| BAYSHORE DIALYSIS | | | 1 | 100% | 1 |
| VA OPTOMETRY CLINIC | | | 1 | 100% | 1 |
| MEDSTAR URGENT CARE, LLC | | | 1 | 100% | 1 |
| Sage Bluff Health & Rehabilitation Center | | 1 | | | 1 |
| St Mary's d'Youville Pavilion | | 1 | | | 1 |
| RUBY MEMORIAL HOSP. LAB | | | 1 | 100% | 1 |
| CLEVELAND CLINIC OHIO LABORATORIES | | | 1 | 100% | 1 |
| ROSEN MEDICAL CENTER AT ROSEN COLLEGE CAMPUS | | | 1 | 100% | 1 |
| PUBLIX PHARMACY #1114 | | | 1 | 100% | 1 |
| Heartland Health Care Center Jacksonville | | | 1 | 100% | 1 |
| MISSION HOSPITAL - MEMORIAL CAMPUS | | | 1 | 100% | 1 |
| CONCORDIA MANOR | | | 1 | 100% | 1 |
| SIGNATURE CARE MEMORIAL CITY | | | 1 | 100% | 1 |
| ALPHA CLINICAL LABORATORY CORP. | | | 1 | 100% | 1 |
| OMC PRIMARY CARE - HOSPITAL CAMPUS | | | 1 | 100% | 1 |
| TRUMAN MEDICAL CENTER - HOSPITAL HILL | | | 1 | 100% | 1 |
| ULTIMATE KIDNEY CARE | | | 1 | 100% | 1 |
| PERRY COUNTY NURSING HOME | | 1 | | | 1 |
| EVEIXA DIAGNOSTICS | | | 1 | 100% | 1 |
| SACRED HEART HOSPITAL NURSING | | | 1 | 100% | 1 |
| UNIVERSITY OF TOLEDO MEDICAL CENTER | | | 1 | 100% | 1 |

COVID-19: testing by laboratory

Data through Apr 6, 2021 verified as of Apr 7, 2021 at 09:25 AM

Data in this report are provisional and subject to change.

The numbers in the table below represent the number of Florida and non-Florida residents for whom test results were received by the Department of Health. A person can be tested by more than one laboratory and can have both positive and negative results. **Therefore, the sum of the numbers in each column will be larger than the total number of people tested.**

| Reporting lab | Inconclusive | Negative | Positive | Percent positive | Total |
|---|--------------|----------|----------|------------------|-------|
| RCP OF MEMORIAL WEST | | | 1 | 100% | 1 |
| VA ST LOUIS HEALTH CARE SYSTEM | | | 1 | 100% | 1 |
| COASTAL PEDIATRIC CARE | | | 1 | 100% | 1 |
| QLABS | | | 1 | 100% | 1 |
| KIOSK MEDICINE OF KENTUCKY LLC | | 1 | | | 1 |
| HILTON HEAD HOSPITAL/INPATIENT | | | 1 | 100% | 1 |
| MANOR CARE OF DELRAY BEACH FL LLC | | 1 | | | 1 |
| SPHERE DX | | | 1 | 100% | 1 |
| ST. JOHN HOSPITAL & MEDICAL CENTER | | | 1 | 100% | 1 |
| FLORIDA CLINICAL RESEARCH CENTER, LLC | | | 1 | 100% | 1 |
| ALLIED PEDIATRICS & FAMILY MEDICINE | | | 1 | 100% | 1 |
| CVS AZ9374POCT TUCSON | | 1 | | | 1 |
| CROZER-CHESTER MEDICAL CENTER | | | 1 | 100% | 1 |
| STEPHENS COUNTY HOSPITAL | | | 1 | 100% | 1 |
| VELOCITY URGENT CARE - LITTLE CREEK | | | 1 | 100% | 1 |
| BRIDGEWATER AT WATERMAN VILLAGE | | | 1 | 100% | 1 |
| HABANA HEALTH CARE CENTER | | | 1 | 100% | 1 |
| CHOTA COMMUNITY HEALTH SERVICES | | 1 | | | 1 |
| JOHNSON & JOHNSON VISION CARE-VISTAKON | | | 1 | 100% | 1 |
| SUMMIT HEALTHCARE REGIONAL MEDICAL | | 1 | | | 1 |
| Troy Center for Rehabilitation & Nursing | | 1 | | | 1 |
| TEXAS HEALTH ARLINGTON MEMORIAL HOSPITAL | | | 1 | 100% | 1 |
| MEDCOR CORPORATE CLINIC | | | 1 | 100% | 1 |
| PEDRO MENENDEZ HEALTH CENTER AT ST JOHNS | | | 1 | 100% | 1 |
| ACUTE AND COMMUNICABLE DISEASE PREVENTION | | | 1 | 100% | 1 |
| TEXAS HEALTH ARLINGTON MEMORIAL | | 1 | | | 1 |
| CVS CT692POCT NORTH HAVEN | | 1 | | | 1 |
| SUNCOAST FAMILY MEDICAL ASSOCIATES | | | 1 | 100% | 1 |
| CONCENTRA - TAMPA EAST | | 1 | | | 1 |
| PATHOLOGY | | 1 | | | 1 |
| NORTHWEST TEXAS HEALTHCARE SYSTEM,INC | | | 1 | 100% | 1 |
| EASTSIDE URGENT CARE | | | 1 | 100% | 1 |
| OCEAN MEDICAL CENTER | | 1 | | | 1 |
| SUMMIT DETOX INC | | | 1 | 100% | 1 |
| Chestnut Ridge Nursing & Rehab | | 1 | | | 1 |
| Kroger 367 - The Little Clinic Walton | | 1 | | | 1 |
| FALKVILLE HEALTHCARE | | 1 | | | 1 |
| CITRONELLE HEALTH AND REHABILITATION CENTER | | 1 | | | 1 |
| CVS AZ9277POCT TUCSON | | 1 | | | 1 |
| DIGESTIVE DISEASE CARE PC | | 1 | | | 1 |
| DISCOVERY AT HOME, LLC | | | 1 | 100% | 1 |
| Rio Grande City Nursing and Rehab Center | | | 1 | 100% | 1 |
| LP Marietta II, LLC | | 1 | | | 1 |
| ADVENTHEALTH PHYSICIAN GROUP - APPLEWOOD | | | 1 | 100% | 1 |
| MADISON REHABILITATION HOSPITAL | | 1 | | | 1 |
| HARMONY HEALTHCARE ORLANDO INC | | 1 | | | 1 |

COVID-19: testing by laboratory

Data through Apr 6, 2021 verified as of Apr 7, 2021 at 09:25 AM

Data in this report are provisional and subject to change.

The numbers in the table below represent the number of Florida and non-Florida residents for whom test results were received by the Department of Health. A person can be tested by more than one laboratory and can have both positive and negative results. **Therefore, the sum of the numbers in each column will be larger than the total number of people tested.**

| Reporting lab | Inconclusive | Negative | Positive | Percent positive | Total |
|---|--------------|----------|----------|------------------|-------|
| SIERRA HEALTH CARE CENTER | | 1 | | | 1 |
| Kroger 433 - The Little Clinic Atoka | | 1 | | | 1 |
| Newton Wellesley Center for Alzheimer's Care | | 1 | | | 1 |
| SMITH KLINE | | | 1 | 100% | 1 |
| NORTHSIDE FAMILY MEDICINE | | 1 | | | 1 |
| Robinson Terrace Rehabilitation and Nursing Center | | 1 | | | 1 |
| OMAHA VA MEDICAL CENTER | | | 1 | 100% | 1 |
| BRIDGES AT LIFE CARE CENTER OF OCALA, THE | | | 1 | 100% | 1 |
| BETTER U BETTER LIFE WELLNESS LLC | | | 1 | 100% | 1 |
| WELLMED AT BAY AREA | | 1 | | | 1 |
| The Pines at Poughkeepsie Center for Nursing and Rehabilitation | | 1 | | | 1 |
| ADVENTHEALTH MEDICAL GROUP SENIOR HEALTH AT | | | 1 | 100% | 1 |
| CARESOUTH HHA HOLDINGS OF THE TREASURE COAST LLC | | | 1 | 100% | 1 |
| MEADOWS PARK HEALTH AND REHABILITATION | | 1 | | | 1 |
| BAYCARE OUTREACH LAB AT NEW TAMPA | | | 1 | 100% | 1 |
| BAYLOR SCOTT & WHITE MEDICAL SURGICAL CLINIC | | | 1 | 100% | 1 |
| UNIVERISTY HOSPITAL | | | 1 | 100% | 1 |
| FLORIDA DEPARTMENT OF HEALTH PALM BEACH COUNTY | | | 1 | 100% | 1 |
| DIAGNOSTIC GROUP INTEGRATED HEALTHCARE | | | 1 | 100% | 1 |
| HILLSBORO MEDICAL CENTER MAIN LABORATO | | 1 | | | 1 |
| FAIRVIEW SOUTHDAL | | | 1 | 100% | 1 |
| MEDEXPRESS URGENT CARE - NUTLEY | | 1 | | | 1 |
| Kroger 353 - The Little Clinic Harpers Point | | 1 | | | 1 |
| ALLIANCE LABORATORY SERVICES | | | 1 | 100% | 1 |
| Signature Healthcare of Georgetown | | 1 | | | 1 |
| BL DIAGNOSTICS LLC | | | 1 | 100% | 1 |
| PARK AVENUE PEDIATRICS PC | | 1 | | | 1 |
| PRIMARY CARE SERVICES AT WESTMINSTER V | | 1 | | | 1 |
| GENERATIONS CENTER OF SPENCER | | 1 | | | 1 |
| BOULDER COMMUNITY HOSPITAL | | | 1 | 100% | 1 |
| CARESPOT - LEE VISTA | | | 1 | 100% | 1 |
| MEDCOR, INC | | | 1 | 100% | 1 |
| JMJ FAMILY PRACTICE | | | 1 | 100% | 1 |
| MOUNT SINAI MEDICAL CENTER OF FLORIDA INC | | | 1 | 100% | 1 |
| ST JOHNS MEDICAL CENTER | | 1 | | | 1 |
| FAIRFIELD MEDICAL CENTER | | | 1 | 100% | 1 |
| WESLEY MEDICAL CENTER | | | 1 | 100% | 1 |
| WINCHESTER URGENT CARE, PC | | 1 | | | 1 |
| RAYMOND F CARON MD | | | 1 | 100% | 1 |
| ADVANCED CARDIOVASCULAR DIAGNOSTICS PL | | 1 | | | 1 |
| KANA MEDICAL | | | 1 | 100% | 1 |
| HENRY FORD WEST BLOOMFIELD HOSPITAL | | | 1 | 100% | 1 |
| PALM COTTAGE OPERATOR LLC | | | 1 | 100% | 1 |
| Walgreens #11724 | | 1 | | | 1 |
| STITCHES ACUTE CARE CENTER OF CHEYENNE | | | 1 | 100% | 1 |
| PALMETTO PRIMARY CARE PHYSICIANS | | | 1 | 100% | 1 |

COVID-19: testing by laboratory

Data through Apr 6, 2021 verified as of Apr 7, 2021 at 09:25 AM

Data in this report are provisional and subject to change.

The numbers in the table below represent the number of Florida and non-Florida residents for whom test results were received by the Department of Health. A person can be tested by more than one laboratory and can have both positive and negative results. **Therefore, the sum of the numbers in each column will be larger than the total number of people tested.**

| Reporting lab | Inconclusive | Negative | Positive | Percent positive | Total |
|--|--------------|----------|----------|------------------|-------|
| ROSE HAVEN NURSING CENTER | | 1 | | | 1 |
| Livingston County Center for Nursing and Rehabilitation | | 1 | | | 1 |
| Broomall Manor | | 1 | | | 1 |
| SPECIALTY DRUG TESTING | | | 1 | 100% | 1 |
| Lemont Nursing and Rehab Center | | | 1 | 100% | 1 |
| WALGREENS #15291 | | 1 | | | 1 |
| Glen Oaks Health and REhabilitation | | 1 | | | 1 |
| CVS MA1121POCT WESTFORD | | 1 | | | 1 |
| CARENOW-MONTGOMERY | | | 1 | 100% | 1 |
| CVS OK6225POCT EDMOND | | 1 | | | 1 |
| ST JUDE CARE CENTER | | 1 | | | 1 |
| DAVITA DIALYSIS-NORTH | | | 1 | 100% | 1 |
| ROBINSON FAMILY CLINIC PA | | | 1 | 100% | 1 |
| ENCOMPASS HEALTH HOME HEALTH | | 1 | | | 1 |
| MARYLAND DEPARTMENT OF HEALTH AND MENTAL HYGIENE-LABORATORIES | | | 1 | 100% | 1 |
| DR PHILLIPS CENTER FOR WELLNESS | | 1 | | | 1 |
| FIU HEALTH CARE CENTER | | | 1 | 100% | 1 |
| ANY LAB TEST NOW JACKSONVILLE | | 1 | | | 1 |
| SHAMRA MEDICAL LABORATORY | | | 1 | 100% | 1 |
| Kroger 500 - The Little Clinic Speedway | | 1 | | | 1 |
| URGENT CARE CENTER OF PORT ORANGE LLC | | | 1 | 100% | 1 |
| SKY RIDGE MEDICAL CENTER - MICRO | | | 1 | 100% | 1 |
| ADAPTIVE BIOTECHNOLOGIES | | | 1 | 100% | 1 |
| 1ST MED DOTHAN | | | 1 | 100% | 1 |
| URGENT CARE OF COASTAL GEORGIA | | | 1 | 100% | 1 |
| GIBSON AREA PRIMARY CARE | | | 1 | 100% | 1 |
| VELOCITY URGENT CARE - CHIMNEY HILL | | | 1 | 100% | 1 |
| PEDIATRIC PARTNERS | | | 1 | 100% | 1 |
| Diversicare of Smyrna | | 1 | | | 1 |
| HIDALGO FAMILY CLINIC | | | 1 | 100% | 1 |
| PIEDMONT NEWTON HOSPITAL | | 1 | | | 1 |
| MOUNT SINAI MEDICAL CENTER HIALEAH | | | 1 | 100% | 1 |
| Birmingham Nursing and Rehabilitation East LLC | | 1 | | | 1 |
| DOCTORS MEMORIAL HOSP HOME HEALTH CARE | | 1 | | | 1 |
| SUPREME MEDICAL GROUP PLLC | | | 1 | 100% | 1 |
| PROGENESIS INC | | | 1 | 100% | 1 |
| OCEANVIEW NURSING AND REHABILITAION CENTER | | | 1 | 100% | 1 |
| SUMMERFIELD PAIN MANAGEMENT | | | 1 | 100% | 1 |
| Ravenwood Speciality Care | | 1 | | | 1 |
| Kroger 970 - The Little Clinic Westfield | | | 1 | 100% | 1 |
| Kingston Care Center of Fort Wayne | | 1 | | | 1 |
| Coos County Nursing Home | | 1 | | | 1 |
| BSA PHYSICIANS GROUP, INC D/B/A BSA FAMILY MEDICAL | | | 1 | 100% | 1 |
| The Evangelical Lutheran Good Samaritan Society Prescott Village | | 1 | | | 1 |
| CVS OH3306POCT AKRON | | 1 | | | 1 |
| Heritage Health of Peru | | | 1 | 100% | 1 |

COVID-19: testing by laboratory

Data through Apr 6, 2021 verified as of Apr 7, 2021 at 09:25 AM

Data in this report are provisional and subject to change.

The numbers in the table below represent the number of Florida and non-Florida residents for whom test results were received by the Department of Health. A person can be tested by more than one laboratory and can have both positive and negative results. **Therefore, the sum of the numbers in each column will be larger than the total number of people tested.**

| Reporting lab | Inconclusive | Negative | Positive | Percent positive | Total |
|--|--------------|----------|----------|------------------|-------|
| Oakland Nursing and Rehabilitation Center | | 1 | | | 1 |
| SUNSHINE PEDIATRICS OF LUTZ | | | 1 | 100% | 1 |
| HEALTHCARE FOR THE HOMELESS | | | 1 | 100% | 1 |
| CVS MA2600POCT WEYMOUTH | | | 1 | 100% | 1 |
| INFECTION CONTROL DEPT | | | 1 | 100% | 1 |
| NORTH FLORIDA FAMILY MEDICINE | | | 1 | 100% | 1 |
| WYOMING COUNTY DEPARTMENT OF HEALTH | | 1 | | | 1 |
| PHYSICIANS ASSOCIATES PA | | | 1 | 100% | 1 |
| EMERSON HOSPITAL LABORATORY | | | 1 | 100% | 1 |
| CVS AZ10529POCT SCOTTSDALE | | 1 | | | 1 |
| Belvoir Woods Health Care Center at The Fairfax | | 1 | | | 1 |
| Niles Nursing and Rehab. Center | | 1 | | | 1 |
| C V S / PHARMACY #4396 | | 1 | | | 1 |
| KINGWOOD EMERGENCY CENTER | | | 1 | 100% | 1 |
| SYCAMORE MEDICAL CENTER-KETTERING HEALTH NETWORK | | | 1 | 100% | 1 |
| CVS NC6633POCT FAYETTEVILLE | | 1 | | | 1 |
| SALTZER URGENT CARE | | | 1 | 100% | 1 |
| NORTH FLORIDA CHILD DEVELOPMENT, INC | | | 1 | 100% | 1 |
| MODERN URGENT CARE | | | 1 | 100% | 1 |
| Waddell Nursing & Rehab Center | | 1 | | | 1 |
| ASCARATE DIALYSIS | | | 1 | 100% | 1 |
| MOSAIC MEDICAL CENTER MARYVILLE | | | 1 | 100% | 1 |
| ORANGE PEDIATRICS PA | | | 1 | 100% | 1 |
| ELMCROFT OF TIMBERLIN PARC | | | 1 | 100% | 1 |
| BOCA CIEGA CENTER | | | 1 | 100% | 1 |
| BEAUMONT REFERENCE LABORATORY | | | 1 | 100% | 1 |
| SOUTHEAST MISSOURI HOSPITAL | | 1 | | | 1 |
| Manassas Health & Rehab | | | 1 | 100% | 1 |
| GARDEN VIEW CARE CENTER | | 1 | | | 1 |
| BLANCHARD VALLEY HOSPITAL LABORATORY | | | 1 | 100% | 1 |
| ALDEN PHARMACY | | 1 | | | 1 |
| Home Health Care Clinic | | 1 | | | 1 |
| EXPRESS WALK IN MEDICAL CENTER | | | 1 | 100% | 1 |
| CENTRAL JERSEY URGENT CARE OF GREEN BR | | 1 | | | 1 |
| CSL PLASMA LAB | | | 1 | 100% | 1 |
| Kingston of Miamisburg | | 1 | | | 1 |
| Willowbrooke Court at Normandy Farms Estates | | 1 | | | 1 |
| WALGREENS #12624 | | 1 | | | 1 |
| FAMILY MEDICAL CLINIC KENDALL LLC | | | 1 | 100% | 1 |
| Kroger 006 - The Little Clinic Uintah Gardens | | 1 | | | 1 |
| WELLSTAR DOUGLAS HOSPITAL LABORATORY | | 1 | | | 1 |
| NEMOURS CHILDRENS PRIMARY CARE CLERMONT | | | 1 | 100% | 1 |
| THE MEDICAL CENTER AT BOWLING GREEN | | | 1 | 100% | 1 |
| LAS PALOMAS SENIOR LIVING | | 1 | | | 1 |
| HERITAGE CARE AND REHABILITATION CENTE | | 1 | | | 1 |
| CVS / PHARMACY #10794 | | | 1 | 100% | 1 |

COVID-19: testing by laboratory

Data through Apr 6, 2021 verified as of Apr 7, 2021 at 09:25 AM

Data in this report are provisional and subject to change.

The numbers in the table below represent the number of Florida and non-Florida residents for whom test results were received by the Department of Health. A person can be tested by more than one laboratory and can have both positive and negative results. **Therefore, the sum of the numbers in each column will be larger than the total number of people tested.**

| Reporting lab | Inconclusive | Negative | Positive | Percent positive | Total |
|---|--------------|----------|----------|------------------|-------|
| AMERICAN LAB LLC | | 1 | | | 1 |
| Kroger 126 - The Little Clinic Cottonwood | | 1 | | | 1 |
| STAYING HEALTHY MEDICAL SERVICES | | | 1 | 100% | 1 |
| NORTHWEST FLORIDA SPECIALTY PHYSICIANS LLC | | 1 | | | 1 |
| COMMUNITY | | | 1 | 100% | 1 |
| WALGREENS #15369 | | 1 | | | 1 |
| Walgreens #3661 | | 1 | | | 1 |
| CARENOW MURFREESBORO MEDICAL CENTER PK | | 1 | | | 1 |
| LAKE LURE HEALTH CENTER | | | 1 | 100% | 1 |
| Dugan Memorial Home | | 1 | | | 1 |
| PHOEBE HOME INC | | 1 | | | 1 |
| STERLING HOUSE OF PORT ORANGE | | 1 | | | 1 |
| TOMAH VAMC | | | 1 | 100% | 1 |
| Valley Center (WV) | | | 1 | 100% | 1 |
| PRIMARY CARE & PEDIATRICS - SHEPHERSTOWN | | 1 | | | 1 |
| FALMOUTH HOSPITAL | | | 1 | 100% | 1 |
| GRAND VIEW HOSPITAL | | | 1 | 100% | 1 |
| MCH PHYSICIANS GROUP | | | 1 | 100% | 1 |
| PRIMARY AND URGENT CARE | | | 1 | 100% | 1 |
| CLEMENT MANOR HEALTH CENTER | | 1 | | | 1 |
| TRAFALGAR DIALYSIS | | | 1 | 100% | 1 |
| SUSAN F WILLIAMS MD PA | | | 1 | 100% | 1 |
| VA COMMUNITY BASED CLINIC - LAKE CITY | | | 1 | 100% | 1 |
| WALGREENS #01398 | | | 1 | 100% | 1 |
| MAYO CLINICAL LABORATORIES | | 1 | | | 1 |
| BORINQUEN HEALTH CENTER | | | 1 | 100% | 1 |
| UNIVERSITY OF IOWA HOSPITALS & CLINICS | | | 1 | 100% | 1 |
| RICHMOND MEDICAL CENTER FOR WOMEN | | 1 | | | 1 |
| Fairview | | | 1 | 100% | 1 |
| OAKWOOD HOSPITAL - SOUTHSORE | | | 1 | 100% | 1 |
| ST GERARD'S COMMUNITY OF CARE | | 1 | | | 1 |
| Valley View Health and Rehabilitation, LLC | | 1 | | | 1 |
| TRIHEALTH | | | 1 | 100% | 1 |
| Grangeville Health and Rehab | | 1 | | | 1 |
| ST JOHNS PEDIATRICS PA | | 1 | | | 1 |
| ADVANCE MD CARE | | | 1 | 100% | 1 |
| LADY OF THE SEA HOSPITAL LAB | | | 1 | 100% | 1 |
| CUSTOM SCRIPTS PHARMACY | | 1 | | | 1 |
| STEWART FLORIDA ALF, INC | | | 1 | 100% | 1 |
| FLAGLER PROFESSIONAL HEALTH CARE SERVICES INC | | 1 | | | 1 |
| RIVERSIDE MEDICAL CENTER | | 1 | | | 1 |
| OHIOHEALTH URGENT CARE | | | 1 | 100% | 1 |
| MEDEXPRESS-DOVER | | 1 | | | 1 |
| CVS CA9492POCT YORBA LINDA | | 1 | | | 1 |
| ST JOHN HOSPITAL & MEDICAL CENTER MICRO | | | 1 | 100% | 1 |
| White Oak Manor - Rock Hill | | 1 | | | 1 |

COVID-19: testing by laboratory

Data through Apr 6, 2021 verified as of Apr 7, 2021 at 09:25 AM

Data in this report are provisional and subject to change.

The numbers in the table below represent the number of Florida and non-Florida residents for whom test results were received by the Department of Health. A person can be tested by more than one laboratory and can have both positive and negative results. **Therefore, the sum of the numbers in each column will be larger than the total number of people tested.**

| Reporting lab | Inconclusive | Negative | Positive | Percent positive | Total |
|--|--------------|----------|----------|------------------|-------|
| HOLYCROSS URGENT CARE AND IMAGING CENTER | | 1 | | | 1 |
| Heartland of Perrysburg | | 1 | | | 1 |
| Schenectady Center for Rehabilitation & Nursing | | 1 | | | 1 |
| HOLY CITY MED URGENT CARE | | | 1 | 100% | 1 |
| MEMORIAL MEDICAL CENTER | | | 1 | 100% | 1 |
| EAST TENNESSEE STATE UNIVERSITY | | 1 | | | 1 |
| UNIVERSITY URGENT CARE | | | 1 | 100% | 1 |
| Advanced Health Care of St. George | | 1 | | | 1 |
| MEDEX CLINIC LLC | | | 1 | 100% | 1 |
| SANFORD LABORATORIES WATERTOWN | | | 1 | 100% | 1 |
| NORTH SHORE MEDICAL CENTER - SALEM HOSPITAL | | | 1 | 100% | 1 |
| ADVENTHEALTH DURAND | | | 1 | 100% | 1 |
| REGENTS PARK OF JACKSONVILLE | | | 1 | 100% | 1 |
| Greencroft Goshen | | 1 | | | 1 |
| BELLMORE PEDIATRICS | | 1 | | | 1 |
| BETHESDA DIALYSIS | | | 1 | 100% | 1 |
| IRA FIALKO DO | | | 1 | 100% | 1 |
| KNAPP MEDICAL GROUP | | | 1 | 100% | 1 |
| Douglas County Health Center | | 1 | | | 1 |
| LYSTER MAIN LAB, FT RUCKER | | 1 | | | 1 |
| RED BUG LAKE ROAD OVIEDO COVID | | | 1 | 100% | 1 |
| St. Mary's Care Center | | 1 | | | 1 |
| DAVENPORT DIALYSIS CENTER | | 1 | | | 1 |
| LAS PALMAS MEDICAL CENTER | | | 1 | 100% | 1 |
| Kroger 368 - The Little Clinic Frankfort West | | 1 | | | 1 |
| MDS PHARMA SERVICES | | 1 | | | 1 |
| NEW YORK CITY DEPARTMENT OF HEALTH | | | 1 | 100% | 1 |
| SANTA CLARA VALLEY MEDICAL CENTER | | | 1 | 100% | 1 |
| B2 URGENT CARE | | | 1 | 100% | 1 |
| Kroger 531 - The Little Clinic Waterville | | 1 | | | 1 |
| INNOVATIVE CARE PARTNERS PLLC | | | 1 | 100% | 1 |
| ALLIED PHYSICIANS GROUP | | 1 | | | 1 |
| Victory Health and Rehabilitation | | | 1 | 100% | 1 |
| BETHESDA HEALTH PHYSICIANS GROUP | | 1 | | | 1 |
| PEDIATRIC URGENT CARE CENTR OF FORT WORTH-LA GRAN | | | 1 | 100% | 1 |
| USC VERDUGO HILLS HOSPITAL | | | 1 | 100% | 1 |
| CARENOW URGENT CARE - SPRING | | | 1 | 100% | 1 |
| Kroger 629 - The Little Clinic Cartersville, GA Hwy 41 | | 1 | | | 1 |
| PASTEUR MEDICAL CENTER LLC | | 1 | | | 1 |
| ORMC-ARDEN/EOI | | | 1 | 100% | 1 |
| CARDIOLOGY AND FITNESS MEDICINE | | 1 | | | 1 |
| CVS CA9145POCT SANTEE | | | 1 | 100% | 1 |
| ASUNCION HOME HEALTH CARE CORP | | | 1 | 100% | 1 |
| Highland Ave. Eye Clinic | | 1 | | | 1 |
| DIXIE COUNTY JAIL | | | 1 | 100% | 1 |
| THE READING HOSPITAL AND MEDICAL CENTER | | | 1 | 100% | 1 |

COVID-19: testing by laboratory

Data through Apr 6, 2021 verified as of Apr 7, 2021 at 09:25 AM

Data in this report are provisional and subject to change.

The numbers in the table below represent the number of Florida and non-Florida residents for whom test results were received by the Department of Health. A person can be tested by more than one laboratory and can have both positive and negative results. **Therefore, the sum of the numbers in each column will be larger than the total number of people tested.**

| Reporting lab | Inconclusive | Negative | Positive | Percent positive | Total |
|---|--------------|----------|----------|------------------|-------|
| Piedmont Crossing | | 1 | | | 1 |
| PEDIATRIC ASSOCIATES OF ORLANDO | | | 1 | 100% | 1 |
| ALL PEDIATRIC CARE PA | | | 1 | 100% | 1 |
| CARE STATION MEDICAL GROUP | | 1 | | | 1 |
| CHILTON MEDICAL CENTER | | 1 | | | 1 |
| ENZO LABS INC | | | 1 | 100% | 1 |
| NATICK URGENT CARE | | | 1 | 100% | 1 |
| EAST COAST INSTITUTE FOR RESEARCH LLC | | | 1 | 100% | 1 |
| Keller Landing Center | | 1 | | | 1 |
| BROOKDALE FORT MYERS LAKES PARK | | | 1 | 100% | 1 |
| QUICKCARE HEALTH, INC | | | 1 | 100% | 1 |
| Brookdale Southside | | | 1 | 100% | 1 |
| Longwood Community Living Center | | 1 | | | 1 |
| CVS MA1875POCT ASHLAND | | | 1 | 100% | 1 |
| MEDEXPRESS URGENT CARE - UNIONTOWN | | 1 | | | 1 |
| BAPTIST HEALTH SURGERY CENTER | | | 1 | 100% | 1 |
| LAKE WALES DIALYSIS CENTER | | | 1 | 100% | 1 |
| UMASS MEMORIAL/MARLBORO HOSPITAL | | | 1 | 100% | 1 |
| MEDICAL CENTER AFFILIATES PALM SPRINGS | | | 1 | 100% | 1 |
| WW Chem Auto SS | | | 1 | 100% | 1 |
| IZ MEDICAL | | 1 | | | 1 |
| PHOENIX MEDICAL CLINIC | | | 1 | 100% | 1 |
| PEDIATRIC SPECIALTY CLINIC COLLIER | | | 1 | 100% | 1 |
| VCU HEALTH SYSTEM AUTHORITY - MCV HOSPITALS | | | 1 | 100% | 1 |
| MEDICAL CENTER OF TRINITY - MOB | | 1 | | | 1 |
| UCH LAB | | | 1 | 100% | 1 |
| POMPANO BEACH ARTIFICIAL KIDNEY CENTER | | | 1 | 100% | 1 |
| ALL CHILDRENS PEDIATRIC CLINIC | | | 1 | 100% | 1 |
| LSU MEDICAL CENTER | | | 1 | 100% | 1 |
| | | | 1 | 100% | 1 |
| HYDE PARK MEDICAL CENTER | | 1 | | | 1 |
| ASSOCIATESMD | | | 1 | 100% | 1 |
| Oregon Veterans Home The Dalles | | 1 | | | 1 |
| HEARTLAND OF MARIETTA OH LLC DBA | | 1 | | | 1 |
| PHYSICIANS LAB INC | | | 1 | 100% | 1 |
| PHYSICIANS PREMIER ER- CENTRAL AUSTIN | | | 1 | 100% | 1 |
| CAREWELL 203 | | | 1 | 100% | 1 |
| SOUTHWEST REGIONAL PCR LABORATORY | | | 1 | 100% | 1 |
| Community Compassion Center of Batesville | | | 1 | 100% | 1 |
| Kroger 518 - The Little Clinic Hermitage | | 1 | | | 1 |
| DR BAWA AND ASSOCIATES | | | 1 | 100% | 1 |
| MEDEXPRESS URGENT CARE-MEADVILLE | | | 1 | 100% | 1 |
| LOWER KEYS COMMUNITY HEALTH CENTER | | | 1 | 100% | 1 |
| UFHEALTH | | | 1 | 100% | 1 |
| LAKE MARY OPTUM FLORIDA | | | 1 | 100% | 1 |
| 441 URGENT CARE CENTER - BROWNWOOD | | | 1 | 100% | 1 |

COVID-19: testing by laboratory

Data through Apr 6, 2021 verified as of Apr 7, 2021 at 09:25 AM

Data in this report are provisional and subject to change.

The numbers in the table below represent the number of Florida and non-Florida residents for whom test results were received by the Department of Health. A person can be tested by more than one laboratory and can have both positive and negative results. **Therefore, the sum of the numbers in each column will be larger than the total number of people tested.**

| Reporting lab | Inconclusive | Negative | Positive | Percent positive | Total |
|---|--------------|----------|----------|------------------|-------|
| BROOKSHIRE, THE | | | 1 | 100% | 1 |
| PRIMEX CLINICAL LABORATORIES INC | | | 1 | 100% | 1 |
| Falmouth By The Sea | | | 1 | 100% | 1 |
| Hempfield Manor | | 1 | | | 1 |
| AVERA MEDICAL GROUP | | | 1 | 100% | 1 |
| Parkview Care Center | | | 1 | 100% | 1 |
| Kroger 838 - The Little Clinic Fairborn | | 1 | | | 1 |
| SYNERGENE LABORATORY | | | 1 | 100% | 1 |
| Indian Oaks Living Center | | 1 | | | 1 |
| STVHCS - Dental Outpatient Clinic | | 1 | | | 1 |
| MID FLORIDA BIOLOGICALS | | | 1 | 100% | 1 |
| MOUNT SINAI COMPREHENSIVE CANCER CENTER | | | 1 | 100% | 1 |
| Signature Healthcare of Fort Wayne | | 1 | | | 1 |
| ALIMETRIX INC | | 1 | | | 1 |
| ASHLEY PEDIATRICS DAY AND NIGHT CLINIC | | | 1 | 100% | 1 |
| CERMAK HEALTH SERVICES | | | 1 | 100% | 1 |
| VIP FAMILY PRACTICE | | | 1 | 100% | 1 |
| Maplewood of Cheshire County | | 1 | | | 1 |
| ROYAL PALM PEDIATRICS | | | 1 | 100% | 1 |
| NSPIRE HEALTHCARE PLANTATION | | | 1 | 100% | 1 |
| ADVANCED RESEARCH AND DIAGNOSTIC LABORATORY UNIVERSITY OF MINNESOTA | | | 1 | 100% | 1 |
| UHS BINGHAMTON GENERAL | | | 1 | 100% | 1 |
| FOUNDATION LABORATORY | | | 1 | 100% | 1 |
| Baypoint Healthcare Center | | | 1 | 100% | 1 |
| Quince Nursing and Rehabilitation Center | | 1 | | | 1 |
| BRANKO D PEJIC MD FAMILY PRACTICE | | | 1 | 100% | 1 |
| MCLEOD MEMORIAL HOSPITAL CLARENDON | | | 1 | 100% | 1 |
| Sunnybrook Rehabilitation Center | | | 1 | 100% | 1 |
| MARTINSVILLE HEALTH AND REHAB | | | 1 | 100% | 1 |
| ARIZA WELLNESS CARE LLC | | | 1 | 100% | 1 |
| Kroger 670 - The Little Clinic Dawson Forest Rd & Hwy 19 | | 1 | | | 1 |
| CVS NE8626POCT LINCOLN | | 1 | | | 1 |
| INTERMOUNTAIN HEALTHCARE LABORATORY SERVICES | | | 1 | 100% | 1 |
| OAK HAVEN REHAB AND NURSING CENTER | | | 1 | 100% | 1 |
| ASHLEY CLINICAL DIAGNOSTIC LABORATORY | | | 1 | 100% | 1 |
| MAYO CLINIC OUTPATIENT DIALYSIS CENTER | | | 1 | 100% | 1 |
| CAREHERE HUDSON BAY | | | 1 | 100% | 1 |
| LAMARQUE DIALYSIS | | | 1 | 100% | 1 |
| METRO HEALTH HOSPITAL LABORATORY | | 1 | | | 1 |
| PUBLIX PHARMACY # 1236 | | | 1 | 100% | 1 |
| Wayne County Nursing Home | | 1 | | | 1 |
| Casa Real Center | | 1 | | | 1 |
| SANDPIPER CLUSTER | | 1 | | | 1 |
| Chateau Living Center | | | 1 | 100% | 1 |
| MEMORIAL HEALTH UNIVERSITY MEDICAL | | 1 | | | 1 |
| STEWART MEDICAL GROUP INC | | | 1 | 100% | 1 |

COVID-19: testing by laboratory

Data through Apr 6, 2021 verified as of Apr 7, 2021 at 09:25 AM

Data in this report are provisional and subject to change.

The numbers in the table below represent the number of Florida and non-Florida residents for whom test results were received by the Department of Health. A person can be tested by more than one laboratory and can have both positive and negative results. **Therefore, the sum of the numbers in each column will be larger than the total number of people tested.**

| Reporting lab | Inconclusive | Negative | Positive | Percent positive | Total |
|--|--------------|----------|----------|------------------|-------|
| BIOMAT USA INC | | | 1 | 100% | 1 |
| THE TOLEDO HOSPITAL | | | 1 | 100% | 1 |
| SPECTRUM LABORATORY | | | 1 | 100% | 1 |
| WEST BOYNTON DIALYSIS | | | 1 | 100% | 1 |
| SOMA MEDICAL CENTER PA #2 | | | 1 | 100% | 1 |
| TMH CANCER CENTER LABORATORY | | | 1 | 100% | 1 |
| Arbor Springs Health and Rehab | | 1 | | | 1 |
| EAST FL CORE LAB | | | 1 | 100% | 1 |
| GARDENS AT MAPLEWOOD | | | 1 | 100% | 1 |
| Sky View Rehabilitation and Health Care Center | | 1 | | | 1 |
| Rehab Select of Talladega | | 1 | | | 1 |
| Glen Haven Health and Rehabilitation LLC | | 1 | | | 1 |
| JOSHUA E CHESIR MD | | 1 | | | 1 |
| Community Care Center of Heritage House, LLC | | | 1 | 100% | 1 |
| ADAMS COUNTY HEALTH DEPARTMENT | | | 1 | 100% | 1 |
| NORTH RIVER FAMILY HEALTH CENTER | | | 1 | 100% | 1 |
| Kroger 894 - The Little Clinic NEC | | 1 | | | 1 |
| BAPTIST EMERGENCY HOSPITAL - KELLY | | | 1 | 100% | 1 |
| EXPRESS CARE OF LEESBURG | | | 1 | 100% | 1 |
| GATEWAY FAMILY HEALTH CLINIC | | | 1 | 100% | 1 |
| SCRIPPS MERCY HOSPITAL | | | 1 | 100% | 1 |
| COVE AT THE MARBELLA,THE | | | 1 | 100% | 1 |
| NEW ERA COMMUNITY HEALTH CENTER LLC | | 1 | | | 1 |
| WALGREENS #10308 | | 1 | | | 1 |
| LRHS Pablo Urgent Care | | 1 | | | 1 |
| STUDENT HEALTH CENTER | | | 1 | 100% | 1 |
| CDR MAGUIRE - STUART MISSION | | | 1 | 100% | 1 |
| ELKTON TRANSITIONAL CARE CENTER | | 1 | | | 1 |
| Salem Hills Rehabilitation and Nursing Center | | 1 | | | 1 |
| 2504-HOMEWOOD | | 1 | | | 1 |
| NEMOURS CHILDREN HOSPITAL | | | 1 | 100% | 1 |
| CENTRAL CAROLINA HOSPITAL | | | 1 | 100% | 1 |
| TENNOVA ER - SANGO | | | 1 | 100% | 1 |
| BAPTIST MEDICAL PLAZA AT WESTCHESTER | | | 1 | 100% | 1 |
| SACRED HEART MEDICAL CENTER | | | 1 | 100% | 1 |
| ST VINCENT'S AMBULATORY CARE INC | | | 1 | 100% | 1 |
| BHS PHYSICIAN NETWORK | | | 1 | 100% | 1 |
| WESTCOAST FAMILY PRACTICE | | 1 | | | 1 |
| NEW HORIZON PRIMARY CARE LLC | | | 1 | 100% | 1 |
| MARTIN MEM FAMILY CARE AT ST LUCIE W | | | 1 | 100% | 1 |
| NORTHERN KENTUCKY HEALTH DEPARTMENT | | | 1 | 100% | 1 |
| ADVANCED INDIVIDUALIZED MEDICINE OF NAPLES | | | 1 | 100% | 1 |
| Peninsula Nursing and Rehabilitation Center | | 1 | | | 1 |
| GOOD SAMARITAN SOCIETY - DE SMET | | 1 | | | 1 |
| DEERFIELD BEACH REHABILITATION AND NURSING | | | 1 | 100% | 1 |
| WINTER GARDEN CHILDREN'S HEALTH CENTERS | | | 1 | 100% | 1 |

COVID-19: testing by laboratory

Data through Apr 6, 2021 verified as of Apr 7, 2021 at 09:25 AM

Data in this report are provisional and subject to change.

The numbers in the table below represent the number of Florida and non-Florida residents for whom test results were received by the Department of Health. A person can be tested by more than one laboratory and can have both positive and negative results. **Therefore, the sum of the numbers in each column will be larger than the total number of people tested.**

| Reporting lab | Inconclusive | Negative | Positive | Percent positive | Total |
|---|--------------|----------|----------|------------------|-------|
| HAYS CLINICAL LAB | | | 1 | 100% | 1 |
| CENTRAL FLA PEDIATRIC URGENT CARE LLC | | 1 | | | 1 |
| MEMORIAL HERMANN MEDICAL GROUP-ATASCOCITA PEDS | | | 1 | 100% | 1 |
| Court House Center | | 1 | | | 1 |
| PALMETTO LANDING | | | 1 | 100% | 1 |
| Illiana HCS -Danville VAMC | | 1 | | | 1 |
| CVS NE5714POCT OMAHA | | 1 | | | 1 |
| GREATER MIAMI DIALYSIS | | | 1 | 100% | 1 |
| LAKELAND MEDICAL CENTER | | | 1 | 100% | 1 |
| Alden Lincoln Park | | | 1 | 100% | 1 |
| ACCESS MEDICAL GROUP OF TAMPA INC | | | 1 | 100% | 1 |
| COVENANT HEALTH | | 1 | | | 1 |
| MEMORIAL HOSPITAL MIRAMAR WAIVED TESTING | | | 1 | 100% | 1 |
| PORTSMOUTH REG. HOSPITAL | | | 1 | 100% | 1 |
| HEALTHALLIANCE HOSPITAL LABORATORY | | 1 | | | 1 |
| CENTRAL FLORIDA HOSPITALIST | | | 1 | 100% | 1 |
| UT MD ANDERSON CANCER CENTER-TUMOR MARKER LAB | | | 1 | 100% | 1 |
| US PUBLIC HEALTH SERVICE HOSPITAL | | | 1 | 100% | 1 |
| SOUTHEASTERN HEALTH FACILITES, INC | | 1 | | | 1 |
| Kroger 698 - The Little Clinic 14th Street/Bell | | 1 | | | 1 |
| NORWALK HOSPITAL | | | 1 | 100% | 1 |
| TCPA CLINICAL LABORATORIES | | | 1 | 100% | 1 |
| SOUTHWEST ORLANDO FAMILY MEDICINE, PL | | | 1 | 100% | 1 |
| LOUIS STOKES CLEVELAND VA MEDICAL CENTER | | | 1 | 100% | 1 |
| PINNACLE DIALYSIS | | 1 | | | 1 |
| WINDMOOR HEALTHCARE | | | 1 | 100% | 1 |
| Heritage Inn Health and Rehabilitation | | 1 | | | 1 |
| CATERPILLAR INC - MIAMI DISTRIBUTION CENTER | | | 1 | 100% | 1 |
| MED-LAKE LABORATORY | | | 1 | 100% | 1 |
| BROOKS REHAB | | | 1 | 100% | 1 |
| NORTH COUNTY MEDICAL LAB | | | 1 | 100% | 1 |
| NORTH BROWARD MEDICAL CENTER | | | 1 | 100% | 1 |
| KROGER 915 - THE LITTLE CLINIC ANDERSON | | | 1 | 100% | 1 |
| GATEWAY HEALTHCARE, PC | | | 1 | 100% | 1 |
| WINNIFRED ASSISTED LIVING FACILITY INC | | 1 | | | 1 |
| Wexner Heritage House | | | 1 | 100% | 1 |
| QC LABORATORY | | | 1 | 100% | 1 |
| The Good Shepherd | | 1 | | | 1 |
| MEDONE URGENT CARE | | | 1 | 100% | 1 |
| MEMORIAL HOSPITAL - BELLEVILLE | | | 1 | 100% | 1 |
| BAPTIST HOSPITAL FAMILY MEDICINE & | | | 1 | 100% | 1 |
| UPMC NORTHWEST HOSPITAL | | | 1 | 100% | 1 |
| ATHENS LIMESTONE HOSPITAL | | 1 | | | 1 |
| ADVOCATE GOOD SAMARITAN | | | 1 | 100% | 1 |
| CARROLL UNIVERSITY STUDENT HEALTH CENTER | | 1 | | | 1 |
| GEORGETOWN URGENT CARE | | | 1 | 100% | 1 |

COVID-19: testing by laboratory

Data through Apr 6, 2021 verified as of Apr 7, 2021 at 09:25 AM

Data in this report are provisional and subject to change.

The numbers in the table below represent the number of Florida and non-Florida residents for whom test results were received by the Department of Health. A person can be tested by more than one laboratory and can have both positive and negative results. **Therefore, the sum of the numbers in each column will be larger than the total number of people tested.**

| Reporting lab | Inconclusive | Negative | Positive | Percent positive | Total |
|--|---------------|-------------------|------------------|------------------|-------------------|
| Kroger 523 - The Little Clinic Dickson | | | 1 | 100% | 1 |
| STEPHEN G NELSON MD PA | | | 1 | 100% | 1 |
| COMMUNITY MEDICAL CENTER-ORANGE CITY | | 1 | | | 1 |
| TEVAPHARM | | | 1 | 100% | 1 |
| SUNCOAST PRIMARY CARE LLC | | | 1 | 100% | 1 |
| JUP Serology SubSection | | | 1 | 100% | 1 |
| Kroger 805 - The Little Clinic Lewis Center | | 1 | | | 1 |
| Kroger 395 - The Little Clinic Blanchester | | 1 | | | 1 |
| ST MICHAEL'S ELITE MEDICAL HOSPITAL | | | 1 | 100% | 1 |
| WVU MEDICINE - WESTON | | | 1 | 100% | 1 |
| PALMS WEST SURGICENTER | | 1 | | | 1 |
| FIRST CARE WALK IN CLINIC LLC | | | 1 | 100% | 1 |
| MINNESOTA HERITAGE HOUSE | | 1 | | | 1 |
| VIRTUA HEALTH AND REHABILITATION | | 1 | | | 1 |
| Kroger 683 - The Little Clinic Foothills Plaza | | 1 | | | 1 |
| KISSIMMEE HOME TRAINING | | 1 | | | 1 |
| Indianspring of Oakley | | 1 | | | 1 |
| SIGNATURE HEALTHCARE OF BUCKHEAD | | 1 | | | 1 |
| DEL PRADO MEDICAL CENTER, INC | | 1 | | | 1 |
| FAMILY AND INTERNAL MEDICINE ASSOCIATES | | 1 | | | 1 |
| SUNCOAST BEHAVIORAL HEALTH CENTER | | | 1 | 100% | 1 |
| TARRANT MEDICAL ASSOCIATES | | | 1 | 100% | 1 |
| SANFORD HOME | | 1 | | | 1 |
| AMERICAN FAMILY CARE URGENT CARE | | 1 | | | 1 |
| BIOMAT ORLANDO | | 1 | | | 1 |
| MOUNT ST MARYS HOSPITAL OF NIAGARA FALLS | | | 1 | 100% | 1 |
| CAPSTONE REHABILITATION AND HEALTHCARE | | 1 | | | 1 |
| CORONA CONCIERGE, LLC | | 1 | | | 1 |
| SPINE & PAIN CONSULTANT PLLC | | 1 | | | 1 |
| GENESIS CARE USA OF FLORIDA, LLC | | | 1 | 100% | 1 |
| SYNERGY DIALYSIS INC | | | 1 | 100% | 1 |
| WALGREENS # 11165 | | 1 | | | 1 |
| ARCADIA DIALYSIS CENTER | | | 1 | 100% | 1 |
| HALEYVILLE HEALTH CARE CENTER | | 1 | | | 1 |
| CHILDREN'S NATIONAL MEDICAL CENTER | | | 1 | 100% | 1 |
| FOCUSED CARE AT ALLENBROOK | | 1 | | | 1 |
| Ozark Health and Rehabilitation, LLC | | 1 | | | 1 |
| NATIONAL INSTITUTES OF HEALTH CLINICAL CENTER | | | 1 | 100% | 1 |
| PEDIATRIC ASSOCIATES - DORAL | | | 1 | 100% | 1 |
| AAA MEDICAL TESTING | | | 1 | 100% | 1 |
| CVS TX4794POCT ARLINGTON | | 1 | | | 1 |
| Total | 99,636 | 18,452,505 | 2,706,726 | 13% | 21,258,867 |