

# COVID-19: summary of cases and monitoring

Data through Apr 9, 2021 verified as of Apr 10, 2021 at 09:25 AM

Data in this report are provisional and subject to change.

## Cases: people with positive PCR or antigen test result

<b>Total cases</b>	<b>2,118,713</b>
Florida residents	2,078,784
Non-Florida residents	39,929
<b>Type of testing</b>	
Florida residents	2,078,784
Positive by BPHL/CDC	75,604
Positive by commercial/hospital lab	2,003,180
PCR positive	1,669,798
Antigen positive	408,986
Non-Florida residents	39,929
Positive by BPHL/CDC	937
Positive by commercial/hospital lab	38,992
PCR positive	27,166
Antigen positive	12,763
<b>Characteristics</b>	
Florida residents hospitalized	86,894
Florida resident deaths	34,014
Non-Florida resident deaths	662

Hospitalized counts include anyone who was hospitalized at some point during their illness. It does not reflect the number of people currently hospitalized.

More information on deaths identified through death certificate data is available on the National Center for Health Statistics website at [www.cdc.gov/nchs/nvss/vsrr/COVID19/index.htm](http://www.cdc.gov/nchs/nvss/vsrr/COVID19/index.htm).

## Cases: people with positive PCR or antigen test result

### Risk factors for Florida residents

Traveled	16,669
Contact with a known case	821,712
Traveled and contact with a known case	22,812
Neither	1,217,591
No travel and no contact	247,953
Travel is unknown	693,484
Contact is unknown	460,448
Contact is pending	441,963

Travel can be unknown and contact can be unknown or pending for the same case, these numbers will sum to more than the "neither" total.

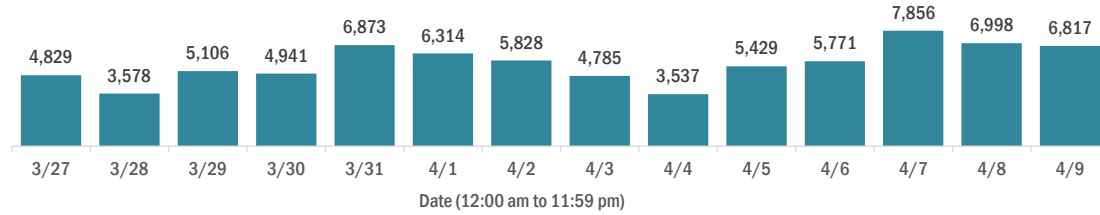
# COVID-19: summary of laboratory testing

Data through Apr 9, 2021 verified as of Apr 10, 2021 at 09:25 AM

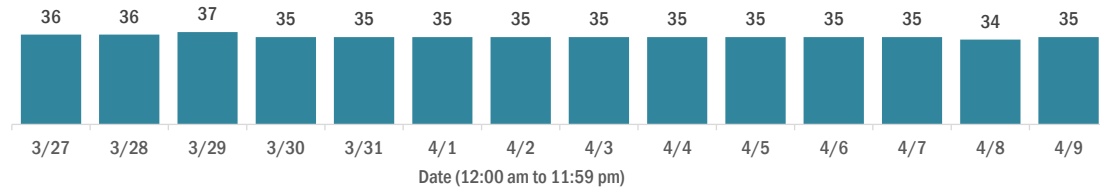
Data in this report are provisional and subject to change.

## Cases in Florida residents per day for the past 2 weeks

### Number of cases per day



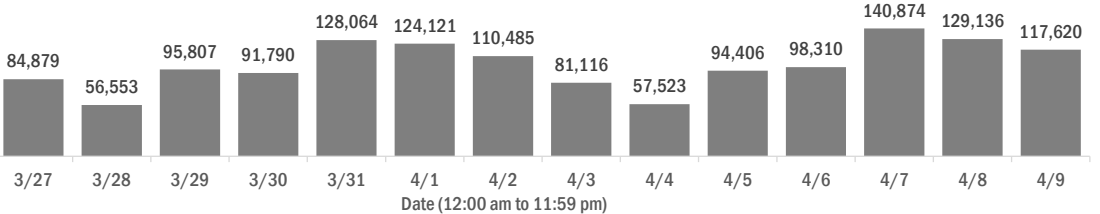
### Median age of cases by day



## Laboratory testing for Florida residents over the past 2 weeks

### Number of Florida residents tested per day

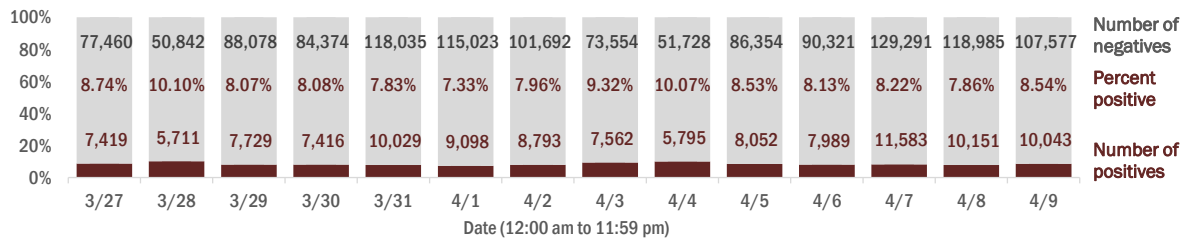
These counts include the number of people for whom the Department received PCR or antigen laboratory results by day. People tested on multiple days will be included for each day a new result was received. A person is only counted once for each day they are tested, regardless of whether multiple specimens are tested or multiple results are received.



### Number and percent of Florida residents with positive test results

The percent of positive results ranged from 7.33% to 10.10% over the past 2 weeks and was 8.54% yesterday.

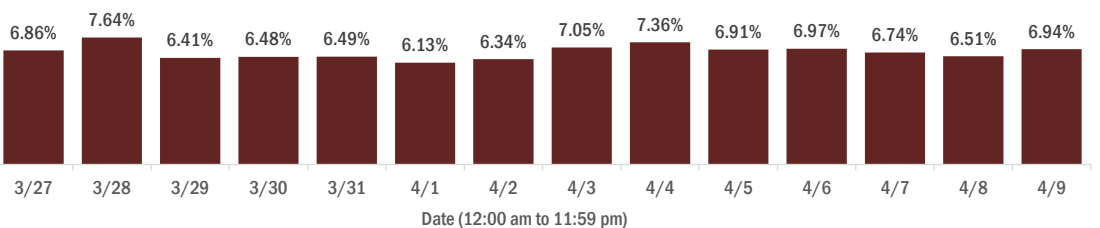
These counts include the number of people for whom the Department received PCR or antigen laboratory results by day. People tested on multiple days will be included for each day a new result was received. A person is only counted once for each day they are tested, regardless of whether multiple specimens are tested or multiple results are received. If a person has a positive specimen and a negative specimen in the same day, only the positive result is counted.



### Percent positivity for new cases in Florida residents

The percent of positive results ranged from 6.13% to 7.64% over the past 2 weeks and was 6.94% yesterday.

This percent is the number of people who test PCR- or antigen-positive for the first time divided by all the people tested that day, excluding people who have previously tested positive.



# COVID-19: characteristics of 2,078,784 Florida resident cases

Data through Apr 9, 2021 verified as of Apr 10, 2021 at 09:25 AM

Data in this report are provisional and subject to change.

Age group	Cases	Hospitalizations	Deaths
0-4 years	42,764   2%	581   1%	1   0%
5-14 years	133,274   6%	570   1%	5   0%
15-24 years	322,732   16%	2,173   3%	45   0%
25-34 years	363,161   17%	4,234   5%	187   1%
35-44 years	323,070   16%	6,365   7%	526   2%
45-54 years	316,458   15%	9,847   11%	1,315   4%
55-64 years	272,973   13%	14,844   17%	3,702   11%
65-74 years	167,438   8%	18,125   21%	7,219   21%
75-84 years	92,325   4%	18,074   21%	10,338   30%
85+ years	43,258   2%	12,072   14%	10,676   31%
Unknown	1,331   0%	9   0%	0   0%
<b>Total</b>	<b>2,078,784</b>	<b>86,894</b>	<b>34,014</b>

Gender	Cases
Female	1,086,386   52%
Male	975,774   47%
Unknown	16,624   1%
<b>Total</b>	<b>2,078,784</b>

Ethnicity	Cases	Hospitalizations	Deaths
Hispanic	669,883   32%	22,107   25%	7,952   23%
Non-Hispanic	1,010,532   49%	60,717   70%	23,851   70%
Unknown	398,369   19%	4,070   5%	2,211   7%
<b>Total</b>	<b>2,078,784</b>	<b>86,894</b>	<b>34,014</b>

Race and ethnicity	Cases	Hospitalizations	Deaths
White	1,179,638   57%	56,983   66%	24,965   73%
Hispanic	447,083   22%	15,835   18%	6,378   19%
Non-Hispanic	646,154   31%	39,466   45%	17,472   51%
Unknown	86,401   4%	1,682   2%	1,115   3%
Black	273,499   13%	18,027   21%	5,427   16%
Hispanic	16,218   1%	767   1%	225   1%
Non-Hispanic	235,639   11%	16,892   19%	5,020   15%
Unknown	21,642   1%	368   0%	182   1%
Other race	318,889   15%	9,544   11%	2,656   8%
Hispanic	160,082   8%	5,019   6%	1,177   3%
Non-Hispanic	109,260   5%	4,086   5%	1,252   4%
Unknown	49,547   2%	439   1%	227   1%
Unknown race	306,758   15%	2,340   3%	966   3%
Hispanic	46,500   2%	486   1%	172   1%
Non-Hispanic	19,479   1%	273   0%	107   0%
Unknown	240,779   12%	1,581   2%	687   2%
<b>Total</b>	<b>2,078,784</b>	<b>86,894</b>	<b>34,014</b>

**Hospitalization** counts include anyone who was hospitalized at some point during their illness. It does not reflect the number of people currently hospitalized. **Other race** includes any person with a race of American Indian/Alaskan native, Asian, native Hawaiian/Pacific Islander, or other.

# COVID-19: deaths in Florida residents and staff of long-term care facilities

Data through Apr 9, 2021 verified as of Apr 10, 2021 at 09:25 AM

Data in this report are provisional and subject to change.

For current cases in residents or staff of long-term care facilities, please visit: <https://floridahealthcovid19.gov/>

County	Deaths		County	Deaths		County	Deaths	
Palm Beach	1064	10%	Okaloosa	163	1%	Gilchrist	21	0%
Dade	1006	9%	Hernando	158	1%	Madison	20	0%
Pinellas	891	8%	Osceola	142	1%	Flagler	17	0%
Broward	667	6%	Charlotte	134	1%	Gulf	17	0%
Hillsborough	573	5%	Clay	120	1%	Wakulla	16	0%
Duval	436	4%	Indian River	118	1%	Bradford	14	0%
Polk	430	4%	Leon	99	1%	Holmes	13	0%
Orange	400	4%	Bay	89	1%	Washington	13	0%
Brevard	399	4%	Jackson	88	1%	Baker	12	0%
Sarasota	395	4%	St. Johns	86	1%	Jefferson	12	0%
Lee	342	3%	Highlands	85	1%	Franklin	9	0%
Marion	329	3%	Santa Rosa	81	1%	Gadsden	9	0%
Volusia	292	3%	Alachua	77	1%	Lafayette	8	0%
Escambia	279	3%	Suwannee	61	1%	Levy	7	0%
St. Lucie	245	2%	Columbia	51	0%	Desoto	6	0%
Seminole	231	2%	Sumter	44	0%	Dixie	5	0%
Lake	229	2%	Putnam	39	0%	Monroe	5	0%
Pasco	222	2%	Nassau	34	0%	Taylor	3	0%
Manatee	193	2%	Hendry	29	0%	Hardee	2	0%
Collier	191	2%	Walton	29	0%	Hamilton	1	0%
Citrus	179	2%	Okeechobee	24	0%	Liberty	1	0%
Martin	171	2%	Calhoun	21	0%	Total	11,147	

**Note:** cases are summarized by the county of usual residence. Residents and staff may be cases associated with facilities that are not in their county of usual residence, resulting in cases being included below for counties that do not have facilities with known cases.

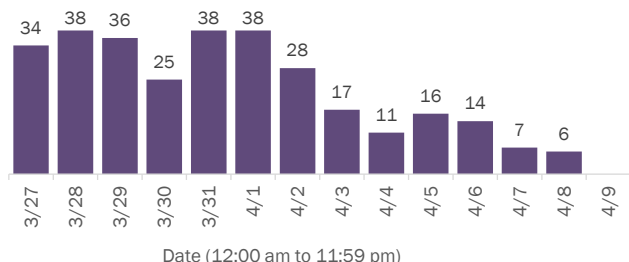
# COVID-19: cases in Florida residents who have died

Data through Apr 9, 2021 verified as of Apr 10, 2021 at 09:25 AM

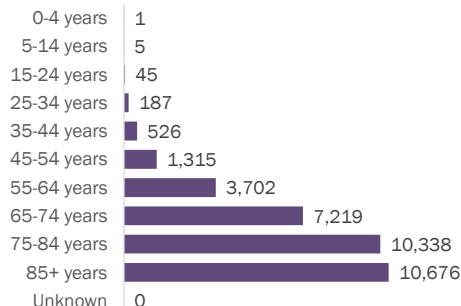
Data in this report are provisional and subject to change.

Demographics for all identified COVID-19 deaths: 34,014

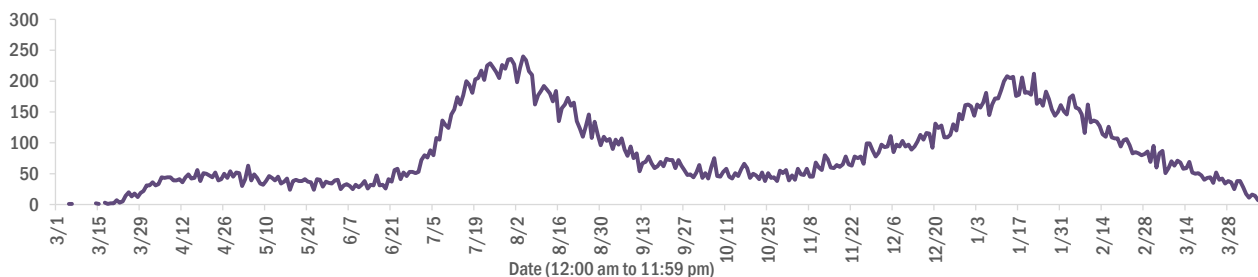
## Deaths by date of death for the past 2 weeks



## Deaths by age group



## Deaths by date of death since March 2020



Age group	Deaths	Cases	Case fatality rate	Mortality rate per 100,000 population
0-4 years	1	42,764	0.0%	0.1
5-14 years	5	133,274	0.0%	0.2
15-24 years	45	322,732	0.0%	1.8
25-34 years	187	363,161	0.1%	6.6
35-44 years	526	323,070	0.2%	20.2
45-54 years	1,315	316,458	0.4%	47.2
55-64 years	3,702	272,973	1.4%	128.0
65-74 years	7,219	167,438	4.3%	297.5
75-84 years	10,338	92,325	11.2%	736.2
85+ years	10,676	43,258	24.7%	1848.6
Unknown	0	1,331	0.0%	
<b>Total</b>	<b>34,014</b>	<b>2,078,784</b>	<b>1.6%</b>	<b>157.5</b>

Race	Deaths	Cases	Case fatality rate	Mortality rate per 100,000 population
White	24,965	1,179,638	2.1%	149.5
Black	5,427	273,499	2.0%	148.4
Other	2,656	318,889	0.8%	213.4
Unknown	966	306,758	0.3%	
<b>Total</b>	<b>34,014</b>	<b>2,078,784</b>	<b>1.6%</b>	<b>157.5</b>

Gender	Deaths	Cases	Case fatality rate	Mortality rate per 100,000 population
Female	14,929	1,086,386	1.4%	135.2
Male	19,085	975,774	2.0%	180.8
Unknown	0	16,624	0.0%	
<b>Total</b>	<b>34,014</b>	<b>2,078,784</b>	<b>1.6%</b>	<b>157.5</b>

Ethnicity	Deaths	Cases	Case fatality rate	Mortality rate per 100,000 population
Hispanic	7,952	669,883	1.2%	140.0
Non-Hispanic	23,851	1,010,532	2.4%	149.8
Unknown	2,211	398,369	0.6%	
<b>Total</b>	<b>34,014</b>	<b>2,078,784</b>	<b>1.6%</b>	<b>157.5</b>

# COVID-19: characteristics of 2,078,784 cases

Data through Apr 9, 2021 verified as of Apr 10, 2021 at 09:25 AM

Data in this report are provisional and subject to change.

Tables below include cases in Florida residents and non-Florida residents.

All 67 Florida counties have cases:

County	FL resident cases	Non-FL resident cases	Total cases	FL resident deaths	FL death rate
Dade	453,605	5,888	459,493	5,969	1.3%
Broward	219,794	2,651	222,445	2,721	1.2%
Palm Beach	133,306	2,452	135,758	2,692	2.0%
Orange	126,256	1,939	128,195	1,213	1.0%
Hillsborough	125,086	1,079	126,165	1,638	1.3%
Duval	92,425	1,541	93,966	1,325	1.4%
Pinellas	72,958	1,841	74,799	1,565	2.1%
Lee	62,476	2,217	64,693	933	1.5%
Polk	62,587	457	63,044	1,275	2.0%
Osceola	40,285	719	41,004	489	1.2%
Volusia	39,183	710	39,893	739	1.9%
Brevard	37,707	682	38,389	828	2.2%
Pasco	37,454	329	37,783	703	1.9%
Manatee	35,089	828	35,917	637	1.8%
Escambia	31,505	3,647	35,152	671	2.1%
Collier	32,270	1,278	33,548	505	1.6%
Seminole	30,983	237	31,220	472	1.5%
Leon	29,750	898	30,648	307	1.0%
Sarasota	29,007	1,498	30,505	799	2.8%
Marion	29,405	150	29,555	937	3.2%
Lake	27,083	474	27,557	620	2.3%
St. Lucie	24,438	179	24,617	607	2.5%
Alachua	23,557	287	23,844	261	1.1%
St. Johns	21,311	299	21,610	203	1.0%
Okaloosa	19,731	211	19,942	356	1.8%
Bay	18,817	768	19,585	377	2.0%
Santa Rosa	17,657	233	17,890	279	1.6%
Clay	17,593	49	17,642	331	1.9%
Hernando	12,719	96	12,815	447	3.5%
Charlotte	11,829	205	12,034	396	3.3%
Indian River	11,876	105	11,981	285	2.4%
Martin	11,474	219	11,693	311	2.7%
Citrus	10,432	91	10,523	437	4.2%
Sumter	8,868	103	8,971	264	3.0%
Nassau	7,604	436	8,040	121	1.6%

County	FL resident cases	Non-FL resident cases	Total cases	FL resident deaths	FL death rate
Columbia	7,902	38	7,940	164	2.1%
Highlands	7,821	88	7,909	329	4.2%
Walton	6,676	824	7,500	85	1.3%
Flagler	6,772	95	6,867	102	1.5%
Monroe	6,252	378	6,630	50	0.8%
Putnam	6,117	21	6,138	136	2.2%
Jackson	6,027	65	6,092	156	2.6%
Gadsden	5,548	16	5,564	92	1.7%
Suwannee	5,224	28	5,252	137	2.6%
Hendry	4,516	17	4,533	77	1.7%
Desoto	4,131	26	4,157	86	2.1%
Okeechobee	3,777	52	3,829	87	2.3%
Unknown	343	3,224	3,567	0	0.0%
Baker	3,377	15	3,392	60	1.8%
Wakulla	3,275	12	3,287	55	1.7%
Levy	3,186	8	3,194	45	1.4%
Hardee	2,947	15	2,962	42	1.4%
Bradford	2,924	13	2,937	55	1.9%
Taylor	2,695	5	2,700	45	1.7%
Washington	2,671	21	2,692	50	1.9%
Holmes	2,187	33	2,220	51	2.3%
Madison	2,011	26	2,037	44	2.2%
Gulf	1,901	23	1,924	42	2.2%
Union	1,781	1	1,782	71	4.0%
Calhoun	1,663	3	1,666	47	2.8%
Lafayette	1,607	0	1,607	26	1.6%
Hamilton	1,578	19	1,597	24	1.5%
Dixie	1,559	3	1,562	23	1.5%
Gilchrist	1,529	4	1,533	40	2.6%
Jefferson	1,414	22	1,436	27	1.9%
Franklin	1,268	33	1,301	18	1.4%
Liberty	1,059	1	1,060	16	1.5%
Glades	926	4	930	19	2.1%
<b>Total</b>	<b>2,078,784</b>	<b>39,929</b>	<b>2,118,713</b>	<b>34,014</b>	<b>1.6%</b>

# COVID-19: characteristics of 2,078,784 Florida resident cases

Data through Apr 9, 2021 verified as of Apr 10, 2021 at 09:25 AM

Data in this report are provisional and subject to change.

The table below includes the cities and counties of residence for cases in Florida residents based on the patient's ZIP Code. Note that city is not always received as part of the initial notification and may be missing while the case is being investigated.

City and county	Cases
Miami, Dade	262,938
Orlando, Orange	93,332
Jacksonville, Duval	86,859
Tampa, Hillsborough	72,832
Hialeah, Dade	63,646
Fort Lauderdale, Broward	46,754
Hollywood, Broward	41,715
West Palm Beach, Palm Beach	32,381
Kissimmee, Osceola	31,010
Tallahassee, Leon	28,722
Homestead, Dade	27,752
Naples, Collier	27,274
Saint Petersburg, Pinellas	26,727
Pensacola, Escambia	26,227
Fort Myers, Lee	24,208
Bradenton, Manatee	22,899
Boca Raton, Palm Beach	22,880
Lakeland, Polk	21,732
Ocala, Marion	21,621
Pompano Beach, Broward	20,886
Gainesville, Alachua	18,758
Sarasota, Sarasota	17,943
Port Saint Lucie, St. Lucie	16,266
Lake Worth, Palm Beach	16,085
Cape Coral, Lee	15,886
Miami Beach, Dade	14,826
Miramar, Broward	14,308
Clearwater, Pinellas	14,291
Boynton Beach, Palm Beach	12,947
Coral Springs, Broward	12,905
Doral, Dade	12,740
Miami Gardens, Dade	12,121
Panama City, Bay	11,957
Saint Augustine, St. Johns	11,423
Melbourne, Brevard	10,799
Winter Haven, Polk	10,500
Lehigh Acres, Lee	10,145
Delray Beach, Palm Beach	10,003
Davie, Broward	9,799
Riverview, Hillsborough	9,603
Vero Beach, Indian River	9,143
Palm Bay, Brevard	8,780
New Port Richey, Pasco	8,667
Sunrise, Broward	8,636
Milton, Santa Rosa	8,522
Saint Cloud, Osceola	8,039
Fort Pierce, St. Lucie	8,010
Coral Gables, Dade	8,006
Largo, Pinellas	7,924
Daytona Beach, Volusia	7,908
Apopka, Orange	7,792
Plantation, Broward	7,694
Spring Hill, Hernando	7,586
North Miami Beach, Dade	7,486
Davenport, Polk	7,286
Clermont, Lake	7,276
Brandon, Hillsborough	7,216
Lake City, Columbia	7,188

# COVID-19: characteristics of 2,078,784 Florida resident cases

Data through Apr 9, 2021 verified as of Apr 10, 2021 at 09:25 AM

Data in this report are provisional and subject to change.

The table below includes the cities and counties of residence for cases in Florida residents based on the patient's ZIP Code. Note that city is not always received as part of the initial notification and may be missing while the case is being investigated.

City and county	Cases
Orange Park, Clay	7,159
Sanford, Seminole	6,942
Weston, Broward	6,921
Jupiter, Palm Beach	6,857
Deltona, Volusia	6,791
Plant City, Hillsborough	6,700
Deerfield Beach, Broward	6,419
Winter Garden, Orange	6,225
Tamarac, Broward	5,890
Port Charlotte, Charlotte	5,782
Palm Coast, Flagler	5,696
Wesley Chapel, Pasco	5,522
Coconut Creek, Broward	5,514
Fort Walton Beach, Okaloosa	5,458
Stuart, Martin	5,415
Margate, Broward	5,384
Palm Beach Gardens, Palm Beach	5,329
Crestview, Okaloosa	5,256
Land O Lakes, Pasco	5,235
Deland, Volusia	5,185
Winter Park, Orange	5,161
Palm Harbor, Pinellas	5,115
Wellington, Palm Beach	5,077
Oviedo, Seminole	5,055
Palmetto, Manatee	5,010
Altamonte Springs, Seminole	4,701
Lutz, Hillsborough	4,681
Port Orange, Volusia	4,620
Opa Locka, Dade	4,579
Miami Lakes, Dade	4,575
Valrico, Hillsborough	4,439
Haines City, Polk	4,424
Brooksville, Hernando	4,414
North Port, Sarasota	4,411
Middleburg, Clay	4,349
Hallandale, Broward	4,326
Venice, Sarasota	4,321
Pembroke Pines, Broward	4,280
Punta Gorda, Charlotte	4,266
Sebring, Highlands	4,217
The Villages, Sumter	4,176
Leesburg, Lake	4,172
Ocoee, Orange	4,171
Live Oak, Suwannee	4,054
Arcadia, Desoto	4,023
Saint Johns, St. Johns	4,012
Seminole, Pinellas	3,996
Zephyrhills, Pasco	3,969
Ormond Beach, Volusia	3,967
Bonita Springs, Lee	3,938
Pinellas Park, Pinellas	3,774
Okeechobee, Okeechobee	3,764
Navarre, Santa Rosa	3,690
Windermere, Orange	3,655
Longwood, Seminole	3,629
North Lauderdale, Broward	3,621
North Miami, Dade	3,608
Ruskin, Hillsborough	3,554
Immokalee, Collier	3,553



# COVID-19: characteristics of 2,078,784 Florida resident cases

Data through Apr 9, 2021 verified as of Apr 10, 2021 at 09:25 AM

Data in this report are provisional and subject to change.

The table below includes the cities and counties of residence for cases in Florida residents based on the patient's ZIP Code. Note that city is not always received as part of the initial notification and may be missing while the case is being investigated.

City and county	Cases
Cocoa, Brevard	3,508
Gulf Breeze, Santa Rosa	3,321
Niceville, Okaloosa	3,288
Casselberry, Seminole	3,206
Cantonment, Escambia	3,159
Lake Worth Beach, Palm Beach	3,148
Key West, Monroe	3,101
Port Richey, Pasco	3,076
Titusville, Brevard	3,074
Panama City Beach, Bay	3,073
Jacksonville Beach, Duval	3,056
Hudson, Pasco	3,033
Dade City, Pasco	2,991
Quincy, Gadsden	2,961
Oakland Park, Broward	2,948
Crawfordville, Wakulla	2,938
North Fort Myers, Lee	2,934
Winter Springs, Seminole	2,927
Bartow, Polk	2,892
Aventura, Dade	2,879
Lake Mary, Seminole	2,866
Palatka, Putnam	2,833
New Smyrna Beach, Volusia	2,812
Kissimmee, Polk	2,777
Auburndale, Polk	2,758
Cutler Ridge, Dade	2,757
Fernandina Beach, Nassau	2,752
Green Cove Springs, Clay	2,744
Merritt Island, Brevard	2,717
Lake Wales, Polk	2,690
Ponte Vedra Beach, St. Johns	2,670
Tarpon Springs, Pinellas	2,639
Parkland, Broward	2,566
Perry, Taylor	2,527
Inverness, Citrus	2,501
Belle Glade, Palm Beach	2,484
Lynn Haven, Bay	2,480
Eustis, Lake	2,427
Marianna, Jackson	2,407
Wimauma, Hillsborough	2,407
Loxahatchee, Palm Beach	2,406
Cooper City, Broward	2,386
Royal Palm Beach, Palm Beach	2,372
Dunedin, Pinellas	2,361
Esteros, Lee	2,351
Clewiston, Hendry	2,351
Santa Rosa Beach, Walton	2,342
Holiday, Pasco	2,328
Fleming Island, Clay	2,323
Key Biscayne, Dade	2,218
Sarasota, Manatee	2,212
Parrish, Manatee	2,172
Rockledge, Brevard	2,148
Odessa, Hillsborough	2,127
Defuniak Springs, Walton	2,101
Riviera Beach, Palm Beach	2,077
Chipley, Washington	2,076
Palm City, Martin	2,068
Mount Dora, Lake	2,048

# COVID-19: characteristics of 2,078,784 Florida resident cases

Data through Apr 9, 2021 verified as of Apr 10, 2021 at 09:25 AM

Data in this report are provisional and subject to change.

The table below includes the cities and counties of residence for cases in Florida residents based on the patient's ZIP Code. Note that city is not always received as part of the initial notification and may be missing while the case is being investigated.

City and county	Cases
Destin, Okaloosa	2,027
Labelle, Hendry	2,020
Seffner, Hillsborough	2,001
Mulberry, Polk	1,990
Avon Park, Highlands	1,984
Starke, Bradford	1,979
Tavares, Lake	1,935
Groveland, Lake	1,866
Lithia, Hillsborough	1,850
Summerfield, Marion	1,848
Pinecrest, Dade	1,846
Maitland, Orange	1,815
Yulee, Nassau	1,810
Orange City, Volusia	1,799
Wauchula, Hardee	1,734
Sebastian, Indian River	1,691
Palmetto Bay, Dade	1,682
Macclenny, Baker	1,653
Lady Lake, Lake	1,640
Callahan, Nassau	1,618
Dania, Broward	1,612
Ponte Vedra, St. Johns	1,600
Homosassa, Citrus	1,599
Carol City, Dade	1,591
Mayo, Lafayette	1,578
Crystal River, Citrus	1,569
Missing, Dade	1,567
Bonifay, Holmes	1,562
Coconut Grove, Dade	1,560
Edgewater, Volusia	1,500
Oldsmar, Pinellas	1,492
Crossings, Dade	1,490
Lake Placid, Highlands	1,484
Gibsonton, Hillsborough	1,483
Hobe Sound, Martin	1,463
Florida City, Dade	1,443
Apollo Beach, Hillsborough	1,442
Pace, Santa Rosa	1,442
Dover, Hillsborough	1,430
Sun City Center, Hillsborough	1,404
Debary, Volusia	1,391
Lake Butler, Union	1,381
Atlantic Beach, Duval	1,372
Palm Springs, Palm Beach	1,366
Dunnellon, Marion	1,357
Madison, Madison	1,333
Biscayne Park, Dade	1,314
Bellevue, Marion	1,296
Monticello, Jefferson	1,294
Alachua, Alachua	1,280
North Palm Beach, Palm Beach	1,279
Indiantown, Martin	1,258
Lantana, Palm Beach	1,254
Graceville, Jackson	1,234
South Miami, Dade	1,208
Safety Harbor, Pinellas	1,202
Century, Escambia	1,173
Williston, Levy	1,162
Newberry, Alachua	1,153

# COVID-19: characteristics of 2,078,784 Florida resident cases

Data through Apr 9, 2021 verified as of Apr 10, 2021 at 09:25 AM

Data in this report are provisional and subject to change.

The table below includes the cities and counties of residence for cases in Florida residents based on the patient's ZIP Code. Note that city is not always received as part of the initial notification and may be missing while the case is being investigated.

City and county	Cases
Lecanto, Citrus	1,148
Jensen Beach, Martin	1,142
Ellenton, Manatee	1,135
Satellite Beach, Brevard	1,115
Lauderhill, Broward	1,110
El Portal, Dade	1,101
Havana, Gadsden	1,098
Beverly Hills, Citrus	1,097
Hilliard, Nassau	1,072
Freeport, Walton	1,071
Englewood, Charlotte	1,055
Wilton Manors, Broward	1,047
Trenton, Gilchrist	1,046
Blountstown, Calhoun	1,043
Wildwood, Sumter	1,040
Jasper, Hamilton	1,026
Nokomis, Sarasota	1,012
Key Largo, Monroe	999
Wewahitchka, Gulf	974
Bushnell, Sumter	973
Hernando, Citrus	972
Frostproof, Polk	971
Keystone Heights, Clay	965
Sanderson, Baker	952
Lauderdale Lakes, Broward	945
Medley, Dade	937
Mary Esther, Okaloosa	936
Polk City, Polk	931
Fellsmere, Indian River	929
Dunnellon, Citrus	926
Fisher Island, Dade	912
Everglades National Park, Dade	906
Shalimar, Okaloosa	898
Port Saint Joe, Gulf	896
Moore Haven, Glades	867
Marco Island, Collier	853
Coleman, Sumter	849
Cocoa Beach, Brevard	836
Minneola, Lake	823
Pahokee, Palm Beach	822
South Bay, Palm Beach	819
Bristol, Liberty	818
Cross City, Dixie	817
Chiefland, Levy	816
High Springs, Alachua	807
Trinity, Pasco	804
Fort Meade, Polk	799
Sorrento, Lake	797
Spring Hill, Pasco	786
Thonotosassa, Hillsborough	781
Englewood, Sarasota	775
Fruitland Park, Lake	773
Indialantic, Brevard	772
Glen Saint Mary, Baker	767
Marathon, Monroe	754
Southwest Ranches, Broward	737
Crescent City, Putnam	731
Chattahoochee, Gadsden	728
Miramar Beach, Walton	725

# COVID-19: characteristics of 2,078,784 Florida resident cases

Data through Apr 9, 2021 verified as of Apr 10, 2021 at 09:25 AM

Data in this report are provisional and subject to change.

The table below includes the cities and counties of residence for cases in Florida residents based on the patient's ZIP Code. Note that city is not always received as part of the initial notification and may be missing while the case is being investigated.

City and county	Cases
Umatilla, Lake	715
Interlachen, Putnam	713
Olympia Heights, Dade	704
Fort Myers Beach, Lee	702
Uleta, Dade	701
Lake Alfred, Polk	686
Old Town, Dixie	683
West Melbourne, Brevard	680
Coral, Dade	679
Bowling Green, Hardee	679
Jacksonville, St. Johns	676
Lawtey, Bradford	671
Fort White, Columbia	651
Weeki Wachee, Hernando	648
Neptune Beach, Duval	646
Silver Springs, Marion	640
South Daytona, Volusia	634
Palm Beach, Palm Beach	609
Baker, Okaloosa	604
Belle Isle, Orange	600
Surfside, Dade	599
Bronson, Levy	593
Clearwater Beach, Pinellas	591
Gulfport, Pinellas	584
Bunnell, Flagler	579
Sneads, Jackson	554
Jay, Santa Rosa	548
Rotunda West, Charlotte	543
Mascotte, Lake	537
Carrabelle, Franklin	525
Hawthorne, Alachua	516
Oxford, Sumter	512
Oakland, Orange	507
Myakka City, Manatee	500
Cape Canaveral, Brevard	498
Cottdonale, Jackson	495
Mims, Brevard	495
Tavernier, Monroe	495
Sweetwater, Dade	494
Molino, Escambia	488
Ocklawaha, Marion	483
Citra, Marion	483
Florida State University, Leon	481
Melbourne Beach, Brevard	480
Zolfo Springs, Hardee	478
Indian Harbour Beach, Brevard	477
Dundee, Polk	476
Alva, Lee	472
Midway, Gadsden	470
Flagler Beach, Flagler	467
Bal Harbour, Dade	466
Youngstown, Bay	466
East Palatka, Putnam	464
Celebration, Osceola	463
Bell, Gilchrist	442
Altha, Calhoun	442
Missing, Volusia	436
Branford, Suwannee	432
Webster, Sumter	431

# COVID-19: characteristics of 2,078,784 Florida resident cases

Data through Apr 9, 2021 verified as of Apr 10, 2021 at 09:25 AM

Data in this report are provisional and subject to change.

The table below includes the cities and counties of residence for cases in Florida residents based on the patient's ZIP Code. Note that city is not always received as part of the initial notification and may be missing while the case is being investigated.

City and county	Cases
Apalachicola, Franklin	419
De Leon Springs, Volusia	402
Haverhill, Palm Beach	402
Archer, Alachua	398
Centerville, Leon	394
Eagle Lake, Polk	389
West Miami, Dade	385
Osprey, Sarasota	384
Missing, Orange	377
Floral City, Citrus	377
Hastings, St. Johns	376
Tequesta, Palm Beach	375
Raiford, Union	367
Holly Hill, Volusia	366
Chuluota, Seminole	365
Grand Ridge, Jackson	364
Ave Maria, Collier	360
Lake Park, Palm Beach	355
Pierson, Volusia	353
Grand Island, Lake	348
Greenville, Madison	332
Montverde, Lake	330
Indian Rocks Beach, Pinellas	327
Vernon, Washington	325
Gotha, Orange	323
Malabar, Brevard	320
Satsuma, Putnam	318
Malone, Jackson	317
Alafaya, Orange	317
Jennings, Hamilton	315
Sebastian, Brevard	311
Kenneth City, Pinellas	309
Elkton, St. Johns	308
Bryceville, Nassau	307
Fort McCoy, Marion	306
Lake Panasoffkee, Sumter	306
Eastpoint, Franklin	305
Reddick, Marion	303
Laurel Hill, Okaloosa	301
Melrose, Putnam	297
Westville, Holmes	295
Hallandale Beach, Broward	294
Valparaiso, Okaloosa	290
Lehigh, Lee	289
Belleair, Pinellas	288
Winter Park, Seminole	288
San Antonio, Pasco	286
Geneva, Seminole	283
O'Brien, Suwannee	281
Anthony, Marion	279
Greenwood, Jackson	278
Greenacres, Palm Beach	274
Ponce De Leon, Holmes	273
Morriston, Levy	271
South Pasadena, Pinellas	260
Inlet Beach, Walton	253
Kindred, Osceola	249
Fern Park, Seminole	249
Eglin Air Force Base, Okaloosa	247

# COVID-19: characteristics of 2,078,784 Florida resident cases

Data through Apr 9, 2021 verified as of Apr 10, 2021 at 09:25 AM

Data in this report are provisional and subject to change.

The table below includes the cities and counties of residence for cases in Florida residents based on the patient's ZIP Code. Note that city is not always received as part of the initial notification and may be missing while the case is being investigated.

City and county	Cases
Sanibel, Lee	246
Fountain, Bay	242
Weirsdale, Marion	239
University Of Central Fl, Orange	237
Lee, Madison	237
Edgewood, Orange	236
Longboat Key, Manatee	235
White Springs, Hamilton	235
Southport, Bay	232
Islamorada, Monroe	232
Saint James City, Lee	228
Hosford, Liberty	226
Gretna, Gadsden	222
Astatula, Lake	217
Poinciana, Polk	217
Wellborn, Suwannee	215
Holt, Okaloosa	212
Lakewood Ranch, Manatee	210
Mcdavid, Escambia	210
Madeira Beach, Pinellas	208
Howey-In-The-Hills, Lake	205
Holmes Beach, Manatee	205
Juno Beach, Palm Beach	202
Bay Harbor Islands, Dade	200
Micanopy, Alachua	198
Babson Park, Polk	197
Atlantis, Palm Beach	193
Lake Helen, Volusia	193
Cutler Bay, Dade	192
Altoona, Lake	191
Lauderdale By The Sea, Broward	191
Mcalpin, Suwannee	191
Azalea Park, Orange	190
Sopchoppy, Wakulla	190
Alford, Jackson	188
Zellwood, Orange	185
The Villages, Lake	183
The Villages, Marion	183
Center Hill, Sumter	180
Odessa, Pasco	176
Osteen, Volusia	175
Viera, Brevard	174
Mangonia Park, Palm Beach	169
Hypoluxo, Palm Beach	166
University Of Miami, Dade	166
Summerland Key, Monroe	166
Golden Beach, Dade	164
Bokeelia, Lee	163
Caryville, Washington	161
Pomona Park, Putnam	160
Ponce Inlet, Volusia	158
Oak Hill, Volusia	157
University Of Fl, Alachua	156
Rocky Point, Hillsborough	155
Grant-Valkaria, Brevard	155
Lutz, Pasco	154
Lockhart, Orange	154
Paisley, Lake	153
Bay Lake, Orange	151

# COVID-19: characteristics of 2,078,784 Florida resident cases

Data through Apr 9, 2021 verified as of Apr 10, 2021 at 09:25 AM

Data in this report are provisional and subject to change.

The table below includes the cities and counties of residence for cases in Florida residents based on the patient's ZIP Code. Note that city is not always received as part of the initial notification and may be missing while the case is being investigated.

City and county	Cases
Missing, Lee	149
Sumterville, Sumter	148
Citrus Springs, Citrus	148
Big Pine Key, Monroe	147
Hollister, Putnam	147
Hiwassee, Orange	145
Lady Lake, Sumter	140
Carrollwood, Hillsborough	139
Clair-Mel City, Hillsborough	139
Inglis, Levy	133
Christmas, Orange	131
Cloud Lake, Palm Beach	130
San Mateo, Putnam	130
Baldwin, Duval	128
Kendall, Dade	128
Lake Hamilton, Polk	128
Hampton, Bradford	126
Apopka, Seminole	126
West Park, Broward	126
Steinhatchee, Taylor	125
Clarksville, Calhoun	125
Matlacha, Lee	123
University Of Central Florida, Orange	121
Buena Ventura Lakes, Osceola	120
Belleair Beach, Pinellas	117
Lighthouse Point, Broward	116
Tierra Verde, Pinellas	116
Placida, Charlotte	116
Missing, Pinellas	116
Missing, St. Johns	113
Temple Terrace, Hillsborough	111
Saint Leo, Pasco	110
Barry University, Dade	109
Callaway, Bay	109
Dania Beach, Broward	109
Seville, Volusia	108
Panacea, Wakulla	106
Harmony, Osceola	106
City Of Sunrise, Broward	105
Astor, Lake	105
Missing, Sumter	105
Cedar Key, Levy	104
Hurlburt Field, Okaloosa	104
Bradenton Beach, Manatee	103
Canal Point, Palm Beach	102
Dinsmore, Duval	102
Lamont, Jefferson	102
Brooker, Bradford	101
Sunny Isles Beach, Dade	101
South Fort Myers, Lee	98
Tyndall Air Force Base, Bay	98
Barefoot Bay, Brevard	97
Fruit Cove, St. Johns	97
Bascom, Jackson	96
Florahome, Putnam	96
Florida Gulf Coast Univ, Lee	96
Waldo, Alachua	96
University Of South Florida, Hillsborough	95
Kathleen, Polk	95

# COVID-19: characteristics of 2,078,784 Florida resident cases

Data through Apr 9, 2021 verified as of Apr 10, 2021 at 09:25 AM

Data in this report are provisional and subject to change.

The table below includes the cities and counties of residence for cases in Florida residents based on the patient's ZIP Code. Note that city is not always received as part of the initial notification and may be missing while the case is being investigated.

City and county	Cases
Crystal Beach, Pinellas	91
Maitland, Seminole	90
Pinetta, Madison	90
Princeton, Dade	88
Lorida, Highlands	86
Missing, Marion	84
Missing, Lake	83
Ocean Ridge, Palm Beach	83
Fort Denaud, Hendry	83
F M, Lee	81
Yalaha, Lake	79
Missing, St. Lucie	78
Boca Grande, Lee	78
Saint Pete Beach, Pinellas	77
Welaka, Putnam	76
Eatonville, Orange	76
Patrick Air Force Base, Brevard	75
Palma Ceia, Hillsborough	74
Avon Park, Polk	73
Campbellton, Jackson	72
Cudjoe Key, Monroe	71
North Venice, Sarasota	70
Ochopee, Collier	69
Air Mail Facility, Dade	69
Anna Maria, Manatee	67
Greensboro, Gadsden	66
Missing, Duval	64
Stock Island, Monroe	64
Missing, Palm Beach	63
Missing, Pasco	63
Reunion, Osceola	62
Miami Springs, Dade	62
Destin, Walton	62
North Redington Beach, Pinellas	61
Treasure Island, Pinellas	61
Northdale, Hillsborough	60
Mexico Beach, Bay	60
Georgetown, Putnam	59
Felda, Hendry	59
Bonita Beach, Lee	59
Micco, Brevard	58
Orlando, Seminole	58
Okahumpka, Lake	57
Bellview, Escambia	57
Duette, Manatee	57
Missing, Santa Rosa	54
Miromar Lakes, Lee	54
University Of Tampa, Hillsborough	54
Walnut Hill, Escambia	53
Ona, Hardee	53
Enterprise, Volusia	53
Lake Suzy, Desoto	53
Heathrow, Seminole	53
Orlando, Dade	52
Singer Island, Palm Beach	52
Town N Country, Hillsborough	50
Miami, Unknown	50
Green Acres, Palm Beach	49
Aloma, Orange	49



# COVID-19: characteristics of 2,078,784 Florida resident cases

Data through Apr 9, 2021 verified as of Apr 10, 2021 at 09:25 AM

Data in this report are provisional and subject to change.

The table below includes the cities and counties of residence for cases in Florida residents based on the patient's ZIP Code. Note that city is not always received as part of the initial notification and may be missing while the case is being investigated.

City and county	Cases
Terra Ceia, Manatee	49
Palm Beach Shores, Palm Beach	49
Salt Springs, Marion	49
Intercession City, Osceola	48
Cinco Bayou, Okaloosa	47
Florence Villa, Polk	45
Florida International Univ, Dade	45
Highland City, Polk	45
Sewalls Point, Martin	45
Orlando, Osceola	45
Waverly, Polk	44
Key Colony Beach, Monroe	44
Ebro, Washington	44
Eaton Park, Polk	43
Kenansville, Osceola	43
Gulf Breeze, Escambia	43
Manalapan, Palm Beach	43
Village Wellington, Palm Beach	43
Missing, Broward	43
Naranja, Dade	43
Village Of Wellington, Palm Beach	42
Stetson University, Volusia	42
Lacoochee, Pasco	42
Bayonet Point, Pasco	42
Miami, Broward	41
Cortez, Manatee	40
Saint Johns, Duval	40
Orlando, Broward	38
Florida A And M University, Leon	38
Miami Shores, Dade	38
Lakeshore, Polk	37
Orlando, Volusia	37
Missing, Hillsborough	37
Ponte Vedra, Duval	37
Pasadena, Pinellas	36
Orlando, Polk	36
Tice, Lee	36
Hialeah Gardens, Dade	36
Highland Beach, Palm Beach	36
Bay Pines, Pinellas	35
North Bay Village, Dade	35
Sugarloaf Key, Monroe	34
Siesta Key, Sarasota	34
Venus, Highlands	34
Bayshore Gardens, Manatee	34
Bonaventure, Broward	34
Flemington, Marion	34
Eloise, Polk	34
Lulu, Columbia	34
Lealman, Pinellas	33
Homeland, Polk	33
Jupiter, Martin	33
Hallandale Beach, Broward	33
Dowling Park, Suwannee	33
Davenport, Osceola	33
Univ Of FI Student Dorms, Alachua	33
Missing, Seminole	33
Palm Shores, Brevard	33
Ridge Manor, Pasco	33

# COVID-19: characteristics of 2,078,784 Florida resident cases

Data through Apr 9, 2021 verified as of Apr 10, 2021 at 09:25 AM

Data in this report are provisional and subject to change.

The table below includes the cities and counties of residence for cases in Florida residents based on the patient's ZIP Code. Note that city is not always received as part of the initial notification and may be missing while the case is being investigated.

City and county	Cases
Pine Hills, Orange	32
Wekiva Springs, Seminole	32
Westlake, Palm Beach	32
Bagdad, Santa Rosa	32
City Of Westlake, Palm Beach	31
Poinciana, Osceola	31
Penney Farms, Clay	30
Saint Marks, Wakulla	30
Nocatee, Desoto	30
South Palm Beach, Palm Beach	30
Alturas, Polk	30
Kinard, Calhoun	30
Mcintosh, Marion	30
Bonita Springs, Collier	29
Chokoloskee, Collier	29
Little Torch Key, Monroe	28
Horseshoe Beach, Dixie	28
Indian Lake Estates, Polk	28
Westchase, Hillsborough	28
Orlando, Hillsborough	28
Pensacola Beach, Santa Rosa	28
Pembroke Park, Broward	27
Missing, Manatee	27
Homosassa Springs, Citrus	27
Caryville, Holmes	27
Archer, Levy	27
Florida State, Leon	27
Fort Lauderdale, Dade	26
Bradley, Polk	26
Long Key, Monroe	26
New Smyrna, Volusia	26
Pine Castle, Orange	26
Palmdale, Glades	26
Sydney, Hillsborough	26
Tangerine, Orange	25
South Miami Heights, Dade	25
Missing, Monroe	25
Missing, Indian River	25
Orange Lake, Marion	25
Earleton, Alachua	25
Labelle, Glades	24
Hawthorne, Putnam	24
Goulds, Dade	24
Missing, Escambia	24
Santa Fe, Alachua	24
Wabasso, Indian River	24
Wekiwa Springs, Seminole	23
Sparr, Marion	23
Yankeetown, Levy	23
Paxton, Walton	23
Missing, Brevard	23
Bostwick, Putnam	23
Balm, Hillsborough	23
Boca Raton, Broward	22
Florida Dept Of Corrections, Union	22
Citrus Ridge, Indian River	22
Crystal Springs, Pasco	22
Kissimmee, Orange	22
La Crosse, Alachua	22

# COVID-19: characteristics of 2,078,784 Florida resident cases

Data through Apr 9, 2021 verified as of Apr 10, 2021 at 09:25 AM

Data in this report are provisional and subject to change.

The table below includes the cities and counties of residence for cases in Florida residents based on the patient's ZIP Code. Note that city is not always received as part of the initial notification and may be missing while the case is being investigated.

City and county	Cases
Loughman, Polk	22
Laud-By-The-Sea, Broward	22
Missing, Citrus	22
Missing, Okaloosa	22
Plymouth, Orange	22
Wausau, Washington	22
Tioga, Alachua	22
Union Park, Orange	21
Sun City, Hillsborough	21
Perdido Key, Escambia	21
Florida International University, Dade	21
Everglades City, Collier	21
Bonifay, Washington	21
Branford, Lafayette	20
Fort Ogden, Desoto	20
Mexico Beach, Gulf	20
Mango, Hillsborough	20
Indian River Shores, Indian River	20
Redington Shores, Pinellas	20
Ramrod Key, Monroe	20
Parker, Bay	19
Orlando, Palm Beach	19
Trenton, Levy	19
Wildlight, Nassau	19
High Springs, Gilchrist	19
Lowell, Marion	19
Lake Buena Vista, Orange	19
Champions Gate, Polk	19
Buckingham, Lee	19
Candler, Marion	19
Babcock Ranch, Lee	19
Brooksville, Pasco	18
Florida State Univ Admin, Leon	18
Forest City, Orange	18
Maxville, Duval	18
Gulf Stream, Palm Beach	18
Goodland, Collier	18
Hollywood, Dade	18
Jensen Beach, St. Lucie	18
Johns Pass Village, Pinellas	18
Missing, Collier	18
Nalcrest, Polk	18
Nichols, Polk	17
Missing, Martin	17
Trilby, Pasco	17
Webster, Hernando	17
West Panama City Beach, Bay	17
Tallevast, Manatee	17
Shady Hills, Pasco	17
Graceville, Holmes	17
Golden Oak, Orange	16
Gulf Hammock, Levy	16
Hernando Beach, Hernando	16
Jacksonville, Unknown	16
Hutchinson Island, St. Lucie	16
Lakewood Ranch, Sarasota	16
Daytona Beach Shores, Volusia	16
Belleair Bluffs, Pinellas	16
Suwannee, Dixie	16

# COVID-19: characteristics of 2,078,784 Florida resident cases

Data through Apr 9, 2021 verified as of Apr 10, 2021 at 09:25 AM

Data in this report are provisional and subject to change.

The table below includes the cities and counties of residence for cases in Florida residents based on the patient's ZIP Code. Note that city is not always received as part of the initial notification and may be missing while the case is being investigated.

City and county	Cases
Wewahitchka, Calhoun	16
Woodville, Leon	16
Mount Dora, Orange	16
Otter Creek, Levy	16
Orlando, Pinellas	15
Orlando, Lake	15
Missing, Bay	15
Saint Lucie West, St. Lucie	15
Winter Garden, Lake	15
White Springs, Columbia	15
Braden River, Manatee	15
Eau Gallie, Brevard	15
Lake Monroe, Seminole	15
Lake City, Suwannee	15
Hillsboro Beach, Broward	15
Graham, Bradford	14
Indian Creek Village, Dade	14
Laurel Hill, Walton	14
Copeland, Collier	14
Wahneta, Polk	14
Watersound, Walton	14
Village Of Palmetto Bay, Dade	14
Murdock, Charlotte	14
Mount Plymouth, Lake	13
Orlando, Brevard	13
Saint George Island, Franklin	13
Roseland, Indian River	13
Virginia Gardens, Dade	13
Steinhatchee, Dixie	13
Deer Island, Lake	13
Fort Charlotte, Charlotte	13
Choctaw Beach, Okaloosa	13
Long Boat Key, Manatee	13
Kingsley Lake, Bradford	13
Gonzalez, Escambia	13
Hialeah, Unknown	12
Holder, Citrus	12
Los Angeles, Dade	12
Leisure City, Dade	12
Miami Gardens, Broward	12
Alys Beach, Bay	12
Elfers, Pasco	12
East Lake, Marion	12
Durant, Hillsborough	12
Umatilla, Marion	12
Unknown, Dade	12
Rosemary Beach, Walton	12
Pensacola Beach, Escambia	12
Missing, Putnam	12
Missing, Unknown	11
Naples, Lee	11
Orlando, Unknown	11
Ozona, Pinellas	11
Deerfield Beach, Palm Beach	11
Cypress, Jackson	11
Dade City, Hernando	11
Citrus Hills, Citrus	11
Babcock Ranch, Charlotte	11
Captiva, Lee	11

# COVID-19: characteristics of 2,078,784 Florida resident cases

Data through Apr 9, 2021 verified as of Apr 10, 2021 at 09:25 AM

Data in this report are provisional and subject to change.

The table below includes the cities and counties of residence for cases in Florida residents based on the patient's ZIP Code. Note that city is not always received as part of the initial notification and may be missing while the case is being investigated.

City and county	Cases
Greenville, Taylor	11
Haines Creek, Lake	10
Grandin, Putnam	10
Gibsonia, Polk	10
Lake Como, Putnam	10
Briny Breezes, Palm Beach	10
Forest City, Seminole	10
Fanning Springs, Gilchrist	10
Orlando, Duval	10
Orlando, Leon	10
Missing, Taylor	10
Missing, Polk	10
Missing, Nassau	10
Passport, Unknown	10
Perrine, Dade	10
Redington Beach, Pinellas	10
Seacrest, Walton	10
University Park, Manatee	10
Telogia, Liberty	10
West Delray Beach, Palm Beach	9
Scottsmoor, Brevard	9
Sea Ranch Lakes, Broward	9
Putnam Hall, Putnam	9
Rubonia, Manatee	9
Saint Augustine, Duval	9
Saint Augustine Beach, St. Johns	9
Palma Sola, Manatee	9
Nobleton, Hernando	9
Ferndale, Lake	9
Cottondale, Washington	9
Day, Lafayette	9
Beverly Beach, Flagler	9
Barberville, Volusia	9
Basinger, Okeechobee	9
Lamont, Madison	9
Lloyd, Jefferson	9
Grant Valkaria, Brevard	9
Hialeah, Broward	9
Innovation, Pasco	9
Indian Shores, Pinellas	8
Holt, Santa Rosa	8
Jerome, Collier	8
Keystone Heights, Bradford	8
Goldenrod, Seminole	8
Fort Walton Beach, Unknown	8
Cross Creek, Alachua	8
Fairfield, Marion	8
Evinston, Alachua	8
Missing, Sarasota	8
Orange Springs, Marion	8
Palm City, St. Lucie	8
Pine Ridge, Citrus	8
Ponce De Leon, Walton	8
Salem, Taylor	8
Seybold, Dade	8
White City, Gulf	8
Ybor City, Hillsborough	8
Worthington Springs, Union	8
Valkaria, Brevard	7

# COVID-19: characteristics of 2,078,784 Florida resident cases

Data through Apr 9, 2021 verified as of Apr 10, 2021 at 09:25 AM

Data in this report are provisional and subject to change.

The table below includes the cities and counties of residence for cases in Florida residents based on the patient's ZIP Code. Note that city is not always received as part of the initial notification and may be missing while the case is being investigated.

City and county	Cases
Switzerland, St. Johns	7
Quail Heights, Dade	7
River Ranch, Polk	7
Port Saint John, Brevard	7
Orange Park, Duval	7
Orlando, Alachua	7
Orlando, Pasco	7
Okeechobee, Glades	7
Missing, Flagler	7
Missing, Clay	7
Niceville, Walton	7
Fernandina, Nassau	7
Anastasia Island, St. Johns	7
Aripeka, Pasco	7
Longboat Key, Sarasota	7
Maitland, Volusia	7
Mayport Naval Station, Duval	6
Maitland, Osceola	6
Maitland, Hillsborough	6
Miccosukee, Leon	6
Labelle, Lee	6
Lake Butler, Bradford	6
Glenwood, Volusia	6
Grove City, Charlotte	6
Inglis, Citrus	6
Bradenton, Sarasota	6
Bruce, Holmes	6
Eglin, Okaloosa	6
East Rockland Key, Monroe	6
Duck Key, Monroe	6
Deland, Lake	6
Coco River, Collier	6
Newberry, Gilchrist	6
Morrison, Marion	6
Missing, Walton	6
Orlando, Marion	6
Orlando, Flagler	6
Orchid, Indian River	6
Punta Gorda, Lee	6
Pensacola, Unknown	6
Ridge Manor Estates, Sumter	6
Shady Grove, Taylor	6
Sunny Hills, Washington	6
Weirsdale, Lake	6
Winderemere, Orange	6
Winter Park, Polk	6
Williston, Marion	5
Wakulla Springs, Wakulla	5
Westchester, Dade	5
University Of Central Fl, Hillsborough	5
University Of Central Fl, Martin	5
Stuart, St. Lucie	5
San Carlos Park, Lee	5
Psi, Unknown	5
Pass, Unknown	5
Port Salerno, Martin	5
Pompano Beach, Palm Beach	5
Point Washington, Walton	5
Orlando, Manatee	5

# COVID-19: characteristics of 2,078,784 Florida resident cases

Data through Apr 9, 2021 verified as of Apr 10, 2021 at 09:25 AM

Data in this report are provisional and subject to change.

The table below includes the cities and counties of residence for cases in Florida residents based on the patient's ZIP Code. Note that city is not always received as part of the initial notification and may be missing while the case is being investigated.

City and county	Cases
Ocoee, Lake	5
Okeechobee, Osceola	5
Oneco, Manatee	5
Okeechobee, Martin	5
Ocean Breeze, Martin	5
Missing, Osceola	5
Missing, Columbia	5
Missing, Alachua	5
Miramar, Dade	5
Missing, Hernando	5
Missing, Highlands	5
Missing, Leon	5
Clarcona, Orange	5
Ebro, Bay	5
Fort Lauderdale, Palm Beach	5
Fort Lauderdale, Unknown	5
Boynton Beach, Broward	5
Cape Haze, Charlotte	5
Alys Beach, Walton	5
Bayou George, Bay	5
Inlet Beach, Bay	5
Kissimmee, Unknown	5
Island Grove, Alachua	5
Jacksonville Naval Air Station, Duval	5
Lake Worth, Broward	5
Mid Florida, Seminole	5
Milton, Escambia	5
Miami, Palm Beach	5
Miami Gardens, Unknown	5
Miami Beach, Unknown	5
Mayport, Duval	5
Marathon Shores, Monroe	4
Margate, Unknown	4
Marina Del Rey, Dade	4
Loxahatchee Groves, Palm Beach	4
Melrose, Bradford	4
Lamont, Taylor	4
Live Oak, Madison	4
Los Angeles, Broward	4
Lazy Lake, Broward	4
Jonesville, Alachua	4
Jacksonville, Dade	4
International Service Center, Dade	4
Indian Rock Beach, Pinellas	4
Hollywood, Unknown	4
Greenville, Jefferson	4
High Springs, Columbia	4
Hinsdale, Manatee	4
Highland Park, Polk	4
Glen Ridge, Palm Beach	4
Bella Collina, Lake	4
Bowling Green, Polk	4
Bonnie, Dade	4
Branford, Gilchrist	4
El Jobean, Charlotte	4
Clermont, Polk	4
Clewiston, Palm Beach	4
Coconut Creek, Palm Beach	4
Conch Key, Monroe	4

# COVID-19: characteristics of 2,078,784 Florida resident cases

Data through Apr 9, 2021 verified as of Apr 10, 2021 at 09:25 AM

Data in this report are provisional and subject to change.

The table below includes the cities and counties of residence for cases in Florida residents based on the patient's ZIP Code. Note that city is not always received as part of the initial notification and may be missing while the case is being investigated.

City and county	Cases
Delray Beach, Broward	4
Cypress Gardens, Polk	4
N/A, Unknown	4
Oklawaha, Marion	4
Orem, Palm Beach	4
Pompano Beach, Dade	4
Port Charlotte, Unknown	4
Pensacola, Santa Rosa	4
Sandestin, Walton	4
Seacrest, Bay	4
Sugarloaf, Monroe	4
West Bradenton, Manatee	4
Wacissa, Jefferson	4
Village Of Golf, Palm Beach	3
Vero Beach, St. Lucie	3
West Palm Beach, Broward	3
Vernon, Bay	3
Vero Beach, Brevard	3
Stuart, Palm Beach	3
Sharpes, Brevard	3
Sorrento, Orange	3
Tampa Palms, Hillsborough	3
Tarpon Springs, Pasco	3
Tampa, Pinellas	3
Westville, Walton	3
Winter Park, Volusia	3
Wimauma, Manatee	3
Wildwood, Marion	3
Winter Garden, Seminole	3
Woodside, Broward	3
San Fernando, Unknown	3
Samoset, Manatee	3
Saint Petersburg, Hillsborough	3
Saint Augusaintine Beach, St. Johns	3
Pembroke Lakes, Broward	3
Pass-A-Grille, Pinellas	3
Pineland, Lee	3
Pass, Dade	3
Palm Coast, Volusia	3
Port Saint Lucie, Martin	3
Pp, Dade	3
Pp, Unknown	3
Pompano Beach, Unknown	3
Plantation Key, Monroe	3
Orlo Vista, Orange	3
Ocean Reef Club, Monroe	3
Okeechobee, Highlands	3
North Miami Beach, Broward	3
Naples, Unknown	3
North Fort Myers, Charlotte	3
Missing, Jackson	3
Miramar, Unknown	3
Monticello, Madison	3
Cross Key, Monroe	3
Coraopolis, Citrus	3
Crestview, Walton	3
Clermont, Orange	3
Fernandina Beach, Duval	3
Bristol, Calhoun	3



# COVID-19: characteristics of 2,078,784 Florida resident cases

Data through Apr 9, 2021 verified as of Apr 10, 2021 at 09:25 AM

Data in this report are provisional and subject to change.

The table below includes the cities and counties of residence for cases in Florida residents based on the patient's ZIP Code. Note that city is not always received as part of the initial notification and may be missing while the case is being investigated.

City and county	Cases
Brewton, Escambia	3
Bradington, Manatee	3
Brooklyn, Broward	3
Cape San Blas, Gulf	3
Chicago, Lee	3
Champions Gate, Osceola	3
Blountstown, Liberty	3
Apopka, Lake	3
Altamonte Springs, Orange	3
Alford, Washington	3
Apopka, Broward	3
Green Cove Springs, Duval	3
Fort Myers, Unknown	3
Fpo, Duval	3
Ft Pierce, St. Lucie	3
Hallandale Beach, Unknown	3
Homeless, Hillsborough	3
Immokalee, Lee	3
Inverness, Polk	3
Julington Creek, St. Johns	3
Jacksonville, Alachua	3
Jacksonville , Duval	3
Jacksonville, Clay	3
Kathleen, Pasco	3
Jupiter Island, Martin	3
Laurel, Sarasota	3
Lanark Village, Franklin	3
Land O Lakes, Hillsborough	3
Lakeland, Hillsborough	3
Lake Geneva, Clay	3
Lady Lake, Marion	3
Lake City, Duval	3
Lake Harbor, Palm Beach	3
Miami, Orange	3
Miami Shores, Broward	3
Milligan, Okaloosa	3
Loxahatchee, Broward	3
Ludlam, Dade	3
Lynbrook, Broward	3
Maitland, Polk	3
Marco Island, Lee	3
Mayport Naval Housing, Duval	3
Marysville, Dade	2
Marina Del Rey, Broward	2
Maitland, Pasco	2
Maitland, Lake	2
Maitland, Leon	2
Madison, Unknown	2
Lutz, Pinellas	2
Micanopy, Marion	2
Miami, Martin	2
Miamt, Dade	2
Melrose, Clay	2
Mesa, Unknown	2
Melrose, Alachua	2
Lake Helen, Orange	2
Lake Clarke Shores, Palm Beach	2
Labelle, Collier	2
Lakeland, Unknown	2

# COVID-19: characteristics of 2,078,784 Florida resident cases

Data through Apr 9, 2021 verified as of Apr 10, 2021 at 09:25 AM

Data in this report are provisional and subject to change.

The table below includes the cities and counties of residence for cases in Florida residents based on the patient's ZIP Code. Note that city is not always received as part of the initial notification and may be missing while the case is being investigated.

City and county	Cases
Lawtey, Union	2
Lauderhill, Unknown	2
Lecanto, Marion	2
Long Beach, Orange	2
Louisville, Manatee	2
Los Angeles, Okaloosa	2
Longview, Dade	2
Jupiter, Dade	2
Jacksonville Naval Hospital, Duval	2
Jan Phyl Village, Polk	2
Jena, Taylor	2
Hosford, Calhoun	2
Hallandale Beach, Dade	2
Hialeah, Orange	2
Hialeah Lakes, Dade	2
Fort Walton Beach, Walton	2
Graceville, Unknown	2
Apopka, Unknown	2
At Large, Broward	2
Alligator Point, Franklin	2
Alligator Point, Wakulla	2
Alachua, Duval	2
000000, Unknown	2
Amelia City, Nassau	2
Aventura, Broward	2
Bay Harbor Islands, Unknown	2
Blountstown, Jackson	2
Cassadaga, Volusia	2
Chipley, Jackson	2
Cibolo, Orange	2
Carl Fisher, Dade	2
Callahan, Duval	2
Bronx, Seminole	2
Bonnie, Duval	2
Bonnie, Sarasota	2
Boys Ranch, Suwannee	2
Bonifay, Jackson	2
Fisher Island, Unknown	2
FI State Univ Student, Leon	2
Fort Pierce, Brevard	2
Fort Pierce, Martin	2
Fort Myers, Collier	2
Fort Lauderdale, Alachua	2
Florida Power & Light Co, Dade	2
Eatonville, Lake	2
Eatonville, Polk	2
Daytona Beach, Unknown	2
Doral, Unknown	2
Dfafs, Okaloosa	2
Doctors Inlet, Clay	2
Dunnellon, Levy	2
Duke Field Air Force Station, Okaloosa	2
Claysville, Hernando	2
Crawfordville, Leon	2
Crescent Beach, Sarasota	2
Coconut Creek, Unknown	2
Cross City, Taylor	2
Dade City, Unknown	2
Defuniak Springs, Okaloosa	2

# COVID-19: characteristics of 2,078,784 Florida resident cases

Data through Apr 9, 2021 verified as of Apr 10, 2021 at 09:25 AM

Data in this report are provisional and subject to change.

The table below includes the cities and counties of residence for cases in Florida residents based on the patient's ZIP Code. Note that city is not always received as part of the initial notification and may be missing while the case is being investigated.

City and county	Cases
Defuniak Springs, Unknown	2
Monument, Broward	2
Missing, Washington	2
Mims, Volusia	2
North Miami, Broward	2
Navarre, Okaloosa	2
New Port Richey, Hillsborough	2
Noma, Holmes	2
None, Dade	2
Naples, Broward	2
Mount Pleasant, Gadsden	2
Moore Haven, Hendry	2
Oakland Park, Unknown	2
Ocala, Unknown	2
Olustee, Baker	2
Ormond Beach, Flagler	2
Orlando, St. Lucie	2
Orlando, Escambia	2
Orlando, Charlotte	2
Orlando, Okaloosa	2
Orlando, Santa Rosa	2
Port Canaveral, Brevard	2
Portland, Unknown	2
Port St. Lucie, St. Lucie	2
Port Charlotte, Lee	2
Pompano Beach, Osceola	2
Port Saint Lucie, Palm Beach	2
Palm Springs North, Dade	2
Panama City, Unknown	2
Phoenix, Lake	2
Pembroke Pines, Dade	2
Red Bay, Holmes	2
Provo, Broward	2
Redland, Dade	2
Saint Marys, Nassau	2
Saint Teresa, Wakulla	2
Saint Lucie Village, St. Lucie	2
Sarasota, Unknown	2
Sand Lake, Orange	2
Seguin, Unknown	2
Sebring, Desoto	2
Zellwood, Lake	2
Yeehaw, Okeechobee	2
Yalhala, Lake	2
Windermere, Hillsborough	2
Windermere, Lake	2
Winter Springs, Orange	2
Winter Park, Leon	2
Weston, Dade	2
Tarpon Springs, Hillsborough	2
Tampa, Hernando	2
Tequesta, Martin	2
Tampa, Broward	2
Sutton, Pasco	2
Swansea, Lee	2
Sunrise, Unknown	2
Seven Springs, Pasco	2
South Miami, Broward	2
Sumatra, Liberty	2

# COVID-19: characteristics of 2,078,784 Florida resident cases

Data through Apr 9, 2021 verified as of Apr 10, 2021 at 09:25 AM

Data in this report are provisional and subject to change.

The table below includes the cities and counties of residence for cases in Florida residents based on the patient's ZIP Code. Note that city is not always received as part of the initial notification and may be missing while the case is being investigated.

City and county	Cases
Summerfield, Unknown	2
Upper Key Largo, Monroe	2
Venice, Dade	2
University Of Central Florida, Palm Beach	2
University Of Central Florida, Pinellas	2
University Of Central Fl, Seminole	2
University Of Central Florida, Brevard	2
University Of Central Florida, Broward	2
Union, Manatee	2
West Palm Beach, Dade	2
West Point, Lee	2
West Palm Beach, Unknown	2
West Villages, Sarasota	2
West Lafayette, Broward	2
Vero Beach, Unknown	2
Wauchula, Desoto	2
Waipahu, Santa Rosa	1
Wakefield, Broward	1
Waverly, Duval	1
Waukesha, Volusia	1
Webster, Pasco	1
Wayne, Dade	1
Village Of Palm Springs, Palm Beach	1
Virginia Beach, Alachua	1
Virginia Beach, Hernando	1
Waco, Broward	1
Wabasha, Clay	1
Ward, Polk	1
Washington, Broward	1
Washington, Unknown	1
Watersound, Bay	1
West Lafayette, Desoto	1
West Hollywood, Broward	1
West Apm Beach, Palm Beach	1
Wekiva Springs, Orange	1
Wellborn, Columbia	1
Wells, Polk	1
Wesley Chapel, Alachua	1
West Yarmouth, St. Lucie	1
Westbrook, Dade	1
Westerville, Hillsborough	1
Westlake Village, Unknown	1
West Simsbury, Collier	1
West Miami, Unknown	1
University Of Central Fl, Dade	1
University Of Central Fl, Pasco	1
Union City, Bradford	1
Umatilla, Alachua	1
Unknown, Unknown	1
Town Of Nocatee, St. Johns	1
Trenton, Dixie	1
Troy, Manatee	1
Tulsa, Orange	1
Twentynine Palms, Broward	1
Tiffin, Highlands	1
Tinley Park, Lee	1
Tinley Park, Manatee	1
Toms River, Dade	1
Toms River, Lee	1

# COVID-19: characteristics of 2,078,784 Florida resident cases

Data through Apr 9, 2021 verified as of Apr 10, 2021 at 09:25 AM

Data in this report are provisional and subject to change.

The table below includes the cities and counties of residence for cases in Florida residents based on the patient's ZIP Code. Note that city is not always received as part of the initial notification and may be missing while the case is being investigated.

City and county	Cases
Topsham, Manatee	1
Tourist, Dade	1
University Of Central Florida, Hillsborough	1
University Of Central Florida, Lee	1
University Of Central Florida, Monroe	1
Unk, Duval	1
Unkn, Duval	1
Unknown, Duval	1
Unknown, Manatee	1
Upland, Manatee	1
Valrico, Polk	1
Venetian Islands, Dade	1
Venezuela, Unknown	1
Venice, Unknown	1
Ventura, Orange	1
Vernon, Unknown	1
Vernon, Walton	1
Sumter Ville, Unknown	1
Summerdale, Escambia	1
Stiamk, Dade	1
Suitland, Volusia	1
Sullivans Island, Dade	1
Steinhatchee, Madison	1
Starke, Clay	1
Steinhatchee, Alachua	1
Stockbridge, Leon	1
Stone Mountain, Palm Beach	1
Stratford, Broward	1
Spring Park, Alachua	1
Springhill, Unknown	1
St Cloud, Orange	1
St Helena Is, Dade	1
St John, Broward	1
St Peterburg, Orange	1
South Burlington, Orange	1
South Otselic, Dade	1
Spring Hill , Hernando	1
Spring Hill, Dade	1
Southampton, Palm Beach	1
Sevierville, Dade	1
Shalimar, Unknown	1
Shannon, Collier	1
Shelton, Manatee	1
Shirley, Flagler	1
Soddy Daisy, Broward	1
Sodus, Charlotte	1
Soldotna, Broward	1
Sunrtise, Dade	1
Surfside Beach, Orange	1
Surprise, Unknown	1
Sunbright, Palm Beach	1
Sun City Center, Hardee	1
Sun City Center, Lee	1
Sweetwater, Manatee	1
Syracuse, Polk	1
Syracuse, Unknown	1
Tallahassee, Dade	1
Tallahassee, Duval	1
Tallahassee, Escambia	1

# COVID-19: characteristics of 2,078,784 Florida resident cases

Data through Apr 9, 2021 verified as of Apr 10, 2021 at 09:25 AM

Data in this report are provisional and subject to change.

The table below includes the cities and counties of residence for cases in Florida residents based on the patient's ZIP Code. Note that city is not always received as part of the initial notification and may be missing while the case is being investigated.

City and county	Cases
Tampa, Duval	1
Tampa, Escambia	1
Tallahassee, Madison	1
Tallahassee, Pinellas	1
Tallahassee, Unknown	1
Tewksbury, Orange	1
Temple Terrace, Pasco	1
Temple, Palm Beach	1
Telluride, Lee	1
Tavares, Marion	1
Tavares, Orange	1
Tavares, Unknown	1
Tamarac, Dade	1
Tamarac, Seminole	1
Tampa, Lee	1
Tampa, Manatee	1
Tampa, Palm Beach	1
Tangerine, Seminole	1
Tampa, Unknown	1
Tampa, Volusia	1
Tangerine, Lake	1
Weston, Unknown	1
White Plains, Broward	1
Wheaton, Lee	1
Whippany, Volusia	1
Wildwood, Lee	1
Whites Creek, Leon	1
Wichita, Volusia	1
Wilbur By The Sea, Volusia	1
Willowbrook, Lee	1
Wilmington, Broward	1
Wilmington, Charlotte	1
Wilmington, Pasco	1
Willington, Lee	1
Wilton Manors, Dade	1
Windermere, Osceola	1
Windermere, Polk	1
Windermere, Seminole	1
Windermere, Volusia	1
Winfield, Hillsborough	1
Winnetka, Dade	1
Winston Salem, Unknown	1
Winter Garden, Broward	1
Winter Garden, Duval	1
Winter Garden, Hillsborough	1
Winter Park, Unknown	1
Winter Park, Osceola	1
Winter Park, Palm Beach	1
Winter Garden, Osceola	1
Winter Garden, Pinellas	1
Winter Springs, Polk	1
Worcester, Palm Beach	1
Winter, Pinellas	1
Wood River, Polk	1
Woodbine, Nassau	1
Woodland Hills, Brevard	1
Windermere, Leon	1
Winder Garden, Orange	1
Windermere, Alachua	1

# COVID-19: characteristics of 2,078,784 Florida resident cases

Data through Apr 9, 2021 verified as of Apr 10, 2021 at 09:25 AM

Data in this report are provisional and subject to change.

The table below includes the cities and counties of residence for cases in Florida residents based on the patient's ZIP Code. Note that city is not always received as part of the initial notification and may be missing while the case is being investigated.

City and county	Cases
Winter Garden, Unknown	1
Winter Haven, Leon	1
Winter Haven, Osceola	1
Winter Park, Alachua	1
Winter Park, Brevard	1
Winter Park, Broward	1
Winter Park, Duval	1
Winter Park, Lake	1
Wtixrat, Dade	1
Xifaxk, Dade	1
Youngstown, Calhoun	1
Youngstown, Washington	1
Yukon, Broward	1
Yulee, Duval	1
Yulee, St. Johns	1
Zephyrhills, Hillsborough	1
Zolfo Springs, Polk	1
Sebring, Lee	1
Seffener, Hillsborough	1
Sebastian, Lake	1
Seminole, Lee	1
Seminole, Leon	1
Sanford, Volusia	1
Sarasota, Flagler	1
Saxis, Lee	1
Schenectady, Polk	1
Scottsdale, Brevard	1
Scottsdale, Palm Beach	1
Saint Johns, Unknown	1
Saint Joseph, Volusia	1
Saint Petersburg, Bay	1
Saint Petersburg, Charlotte	1
Saint Petersburg, Dade	1
Saint Petersburg, Duval	1
Saint Petersburg, St. Lucie	1
Saint Petersburg, Manatee	1
San Antonio, Dade	1
San Antonio, Orange	1
San Diego, Unknown	1
San Antonio, Sarasota	1
San Antonio, Unknown	1
San Juan, Osceola	1
San Marcos, Unknown	1
San Pedro Sula, Dade	1
Sandford, Seminole	1
Sandy, Duval	1
Sandyport, Dade	1
Sanford, Palm Beach	1
Republic, Monroe	1
Randolph, Orange	1
Rapid City, Broward	1
Quincy, Jackson	1
Raiford, Bradford	1
Puerto Rico, Unknown	1
Putnam, Putnam	1
Ridge Manor, Hernando	1
Rivera Beach, Palm Beach	1
Roayl Palm Beach, Palm Beach	1
Rochelle, Volusia	1

# COVID-19: characteristics of 2,078,784 Florida resident cases

Data through Apr 9, 2021 verified as of Apr 10, 2021 at 09:25 AM

Data in this report are provisional and subject to change.

The table below includes the cities and counties of residence for cases in Florida residents based on the patient's ZIP Code. Note that city is not always received as part of the initial notification and may be missing while the case is being investigated.

City and county	Cases
Rochester, Broward	1
Rochester, Lee	1
Ridgewood, Broward	1
Ridgewood, Lee	1
Rileyville, Flagler	1
Rio Dell, Volusia	1
Rex, Duval	1
Richmond Heights, Dade	1
Richmond, Palm Beach	1
Ruskin, Dade	1
Ruskin, Manatee	1
Russellville, Bay	1
Russellville, Hillsborough	1
Rye, Duval	1
Rye, Palm Beach	1
Roseville, Broward	1
Roswell, Bay	1
Riverview, Manatee	1
Riverview, Pinellas	1
Roseland, Palm Beach	1
Rosemary Beach, Bay	1
Saint Johns, Orange	1
Saint Augustine, Flagler	1
Saint Augustine, Okaloosa	1
Saint Cloud, Palm Beach	1
Saint Cloud, Unknown	1
Saint Augustine, Broward	1
Sagamore Beach, Charlotte	1
Saint Charles, Orange	1
Saint Cloud, Lee	1
Saint Cloud, Orange	1
Pembroke Pines, Orange	1
Pembroke Pines, Unknown	1
Pensacola, Sumter	1
Pensacola Naval Hospital, Escambia	1
Pensacola, Dade	1
Piassa, Putnam	1
Peoria, Unknown	1
Perry, Leon	1
Perth Amboy, Hillsborough	1
Perth Amboy, Monroe	1
Petersburg, Manatee	1
Panama City, Walton	1
Panomo City, Bay	1
Parker, Dade	1
Parker, Leon	1
Pass-A-Grille Beach, Pinellas	1
Parrish, Sarasota	1
Parlin, Broward	1
Parma, Manatee	1
Palmetto Bay, Palm Beach	1
Palmetto, Pasco	1
Palm Coast, Polk	1
Palm City, Unknown	1
Palm Coast, Duval	1
Port St Luice, Unknown	1
Port Saint Lucie, Orange	1
Port Everglades, Broward	1
Port Orange , Volusia	1



# COVID-19: characteristics of 2,078,784 Florida resident cases

Data through Apr 9, 2021 verified as of Apr 10, 2021 at 09:25 AM

Data in this report are provisional and subject to change.

The table below includes the cities and counties of residence for cases in Florida residents based on the patient's ZIP Code. Note that city is not always received as part of the initial notification and may be missing while the case is being investigated.

City and county	Cases
Port Orange, Brevard	1
Port Saint Lucie, Duval	1
Port Saint Lucie, Indian River	1
Port Saint Lucie, Marion	1
Port St. Lucie, Unknown	1
Porter Ranch, Dade	1
Provincetown, Collier	1
Punta Gorda, Sarasota	1
Punta Gorda, Unknown	1
Potomac, Palm Beach	1
Pound Ridge, Leon	1
Powell, Lee	1
Prattville, Hillsborough	1
Prestonsburg, Bay	1
Princeton, Alachua	1
Port Charlotte Fl, Unknown	1
Pooler, Broward	1
Ponce, Orange	1
Ponte Vedra Beach, Orange	1
Pompano Beach, Martin	1
Pompano Beach, Alachua	1
Plymouth, Pasco	1
Plant City, Pinellas	1
Pittsburgh, Alachua	1
Plant City, Hendry	1
Plantation, Leon	1
Plantation, Orange	1
Plantation, Unknown	1
Orlando, Sarasota	1
Orlando, Lee	1
Orlando, Hernando	1
Orlando, Highlands	1
Orlando, Indian River	1
Orlando, Jackson	1
Orlando, Citrus	1
Orlando, Collier	1
Orlando, Columbia	1
Orem, Sarasota	1
Orem, Unknown	1
Orem, Broward	1
Orem, Dade	1
Orem, Nassau	1
Orlando, Union	1
Orlando, St. Johns	1
Orlando, Walton	1
Ovido, Seminole	1
Oviedo, Brevard	1
Oviedo, Lake	1
Oviedo, Leon	1
Oviedo, Orange	1
Other, Dade	1
Ormond Beach, Unknown	1
Oxford, Palm Beach	1
Pace, Escambia	1
Pacifica, Dade	1
Paducah, Manatee	1
Palm Beach Gardens, Unknown	1
Palatka, Marion	1
Painted Post, Pasco	1

# COVID-19: characteristics of 2,078,784 Florida resident cases

Data through Apr 9, 2021 verified as of Apr 10, 2021 at 09:25 AM

Data in this report are provisional and subject to change.

The table below includes the cities and counties of residence for cases in Florida residents based on the patient's ZIP Code. Note that city is not always received as part of the initial notification and may be missing while the case is being investigated.

City and county	Cases
Oldsray, Manatee	1
Olean, Alachua	1
Ona, Manatee	1
Omaha, Palm Beach	1
Oooooo, Unknown	1
Opa Locka, Broward	1
Orange Park , Duval	1
Opa Locka, Polk	1
Opa Locka, Unknown	1
Opalocka, Dade	1
Okeechobee, Broward	1
Olando, Orange	1
Old Town, Alachua	1
Old Town, Gilchrist	1
Oldsmar, Hillsborough	1
Okeechobee, St. Lucie	1
Okeechobee, Unknown	1
Okeechobi, Unknown	1
Ocean City, Broward	1
Ocala, Alachua	1
Ocala, Citrus	1
Ocala, Duval	1
Ocala, Indian River	1
Ocoee, Broward	1
Ocoee, Osceola	1
Ocoee, Polk	1
Ocoee, Unknown	1
Odessa, Dade	1
Oakland, Lee	1
Oakland, Leon	1
Northport, Sarasota	1
Northville, Broward	1
Notrealville, Polk	1
North Palm Beach, Orange	1
North Porte, Unknown	1
Moore Haven, Okeechobee	1
Mumford, Manatee	1
Na, Dade	1
Nantucket, Palm Beach	1
Naples, Alachua	1
Myakka City, Sarasota	1
Myakka, Duval	1
Myrtle Beach, Broward	1
N/A, Duval	1
Nashville, Palm Beach	1
Naugatuck, Lee	1
Navarre, Dade	1
New Canaan, Dade	1
New Middletown, Hillsborough	1
New Orleans, Palm Beach	1
New Port Richey, Pinellas	1
New Port Richey, Unknown	1
New Richmond, Volusia	1
North Adams, Manatee	1
Newberry, Levy	1
Newberry, Marion	1
Newburgh, Bay	1
Newport Beach, Palm Beach	1
Newtown, Lake	1

# COVID-19: characteristics of 2,078,784 Florida resident cases

Data through Apr 9, 2021 verified as of Apr 10, 2021 at 09:25 AM

Data in this report are provisional and subject to change.

The table below includes the cities and counties of residence for cases in Florida residents based on the patient's ZIP Code. Note that city is not always received as part of the initial notification and may be missing while the case is being investigated.

City and county	Cases
New Vernon, Palm Beach	1
New Vernon, Sarasota	1
New York, Broward	1
Newark, Broward	1
Newaygo, Charlotte	1
North Lauderdale, Unknown	1
North Little Rock, Palm Beach	1
North Pole, Seminole	1
North Port, Charlotte	1
North Port, Lee	1
North Grafton, Dade	1
North Laud, Unknown	1
North Brunswick, St. Lucie	1
North Canton, Palm Beach	1
Minneapolis, Broward	1
Missing, Baker	1
Missing, Franklin	1
Missing, Gilchrist	1
Missing, Hamilton	1
Missing, Levy	1
Mokena, Lee	1
Missing, Wakulla	1
Monroe Township, Palm Beach	1
Monroe, Hillsborough	1
Monroe, Lee	1
Monterey, Broward	1
Morrisville, Palm Beach	1
Morrisville, Unknown	1
Missing, Okeechobee	1
Deer Park, Dade	1
Deland, Polk	1
Deland, Seminole	1
Deland, St. Lucie	1
Denton, Broward	1
Destin, Bay	1
Delrey Beach, Palm Beach	1
Deltona, Orange	1
Deltona, Seminole	1
Dayton, Lake	1
Dayton, Orange	1
Davie, Unknown	1
Daytona Beach, Orange	1
Daytona Beach, Pinellas	1
De Leon Springs, Putnam	1
Deerfield Beach, Polk	1
Deerfield Beach, Unknown	1
Deerfield, Dade	1
Dearborn Heights, Hillsborough	1
Dearborn, Broward	1
Dearborn, Lee	1
Dalecity, Okaloosa	1
Dallas, Hernando	1
Dallas, Lee	1
Dade City, Hillsborough	1
Dade City, Polk	1
Dania, Unknown	1
Daniel Island, Bay	1
Darien, Pasco	1
Davenport, Lake	1

# COVID-19: characteristics of 2,078,784 Florida resident cases

Data through Apr 9, 2021 verified as of Apr 10, 2021 at 09:25 AM

Data in this report are provisional and subject to change.

The table below includes the cities and counties of residence for cases in Florida residents based on the patient's ZIP Code. Note that city is not always received as part of the initial notification and may be missing while the case is being investigated.

City and county	Cases
Davenport, Orange	1
Crossings, Unknown	1
Crystal River, Marion	1
Cypress, Leon	1
Cumberland, Palm Beach	1
Coconut Ck, Unknown	1
Conifer, Lee	1
Connellsville, Highlands	1
Conway, Leon	1
Cookeville, Seminole	1
Coral Springs, Unknown	1
Coral Gables, Unknown	1
Crescent City, Marion	1
Coventry, Broward	1
Crawfordville, Alachua	1
Crestview, Unknown	1
Crestview, Broward	1
Crestview, Dade	1
Crestview, Holmes	1
Clear Brook, Lee	1
Clarksboro, Lee	1
Clermont, Seminole	1
Clermont, Unknown	1
Clermont, Volusia	1
Clewiston, Glades	1
Clearwater, Highlands	1
Clearwater, Hillsborough	1
Clearwater, Leon	1
Coal City, Pasco	1
College Station, Lake	1
Colorado Springs, Unknown	1
Columbia, Orange	1
Columbus, Brevard	1
Columbus, Dade	1
Commerce Township, Manatee	1
Dunedin, Unknown	1
Dunellen, Dade	1
East Setauket, Palm Beach	1
Eastpoint, Leon	1
East Palatka, Hillsborough	1
East Hampton, Palm Beach	1
Dona Vista, Lake	1
Doral, Broward	1
Diamond, Highlands	1
Destin, Unknown	1
Dorchester, Orange	1
Downers Grove, St. Lucie	1
Downingtown, Broward	1
Downingtown, Hillsborough	1
Dpo, Santa Rosa	1
Eatonville, Seminole	1
El Paso, Unknown	1
Elbow Lake, Palm Beach	1
El Dorado, Palm Beach	1
Edgewood, Broward	1
Export, Palm Beach	1
Evansville, Citrus	1
Everett, Dade	1
Eureka, Flagler	1

# COVID-19: characteristics of 2,078,784 Florida resident cases

Data through Apr 9, 2021 verified as of Apr 10, 2021 at 09:25 AM

Data in this report are provisional and subject to change.

The table below includes the cities and counties of residence for cases in Florida residents based on the patient's ZIP Code. Note that city is not always received as part of the initial notification and may be missing while the case is being investigated.

City and county	Cases
Elkton, Putnam	1
Erie, Monroe	1
Estero, Collier	1
Foley, Escambia	1
Fort Lauderdale, Collier	1
Forestville, Volusia	1
Fort Denaud, Glades	1
Fort Myers, Lake	1
Fort Myers, Manatee	1
Fort Myers, Sarasota	1
Fort Pierce, Palm Beach	1
Fort Lauderdale, Lee	1
Fort Lauderdale, Leon	1
Fort Myers, Alachua	1
Fort Myers, Broward	1
Fort Meyers, Lee	1
Floral, Escambia	1
Floral, Okaloosa	1
Florida City, Unknown	1
Fl State Lot, Leon	1
Flagler Beach, Volusia	1
Flora, Lee	1
Fleming Island, Duval	1
Felton, Manatee	1
Fairless Hills, Broward	1
Felda, Palm Beach	1
Fellsmere, Brevard	1
Fanning Springs, Levy	1
Fayetteville, Broward	1
Fdsf, Unknown	1
Bonifay, Unknown	1
Boca Raton, Unknown	1
Boca Raton,, Palm Beach	1
Boca Rotan, Unknown	1
Bocaraten, Palm Beach	1
Bogota, Orange	1
Bogota, Unknown	1
Bohealia, Lee	1
Bradenton, Clay	1
Bradenton, Dade	1
Bradenton, Lee	1
Bonnie, St. Johns	1
Boston, Broward	1
Boston, Dade	1
Bonita, Lee	1
Bonnie, Broward	1
Brooker, Alachua	1
Brownsville, Escambia	1
Brunswick, Polk	1
Bryant, Alachua	1
Bryant, Palm Beach	1
Bryceville, Duval	1
Brooklyn, Dade	1
Brooklyn, Lee	1
Brooksville, Columbia	1
Bronx, Broward	1
Bronx, Palm Beach	1
Bronson, Alachua	1
Bradenton, Osceola	1

# COVID-19: characteristics of 2,078,784 Florida resident cases

Data through Apr 9, 2021 verified as of Apr 10, 2021 at 09:25 AM

Data in this report are provisional and subject to change.

The table below includes the cities and counties of residence for cases in Florida residents based on the patient's ZIP Code. Note that city is not always received as part of the initial notification and may be missing while the case is being investigated.

City and county	Cases
Brandon, Pinellas	1
Bridgeport, Dade	1
Brewster, Palm Beach	1
Brewster, Volusia	1
Burkeville, Brevard	1
Buffalo, Palm Beach	1
Bryn Mawr, Collier	1
Bryn Mawr, Palm Beach	1
Canfield, Duval	1
Canton, Duval	1
Cambridge, Broward	1
Camden Wyoming, Duval	1
Carmel, Orange	1
Carol Stream, Orange	1
Carteret, Polk	1
Cartersville, Unknown	1
Caracas, Dade	1
Cantonment, Santa Rosa	1
Cincinnati, Dade	1
Choctaw Beach, Unknown	1
Chicago, Unknown	1
ChIPLEY, Holmes	1
Chattanooga, Dade	1
Chesterfield, Broward	1
Chicago, Broward	1
Cedar Springs, Hernando	1
Celebration, Orange	1
Castleberry, Escambia	1
Charlotte, Alachua	1
Charlotte, Pasco	1
Celebration, Palm Beach	1
Blowing Rock, Polk	1
Boca Raton, Dade	1
Boca Raton, Lee	1
Boca Raton, Madison	1
Belmont, Santa Rosa	1
Black, Holmes	1
Blountstown, Broward	1
Big Torch Key, Monroe	1
Biscayne Park, Broward	1
Bear Grass, Palm Beach	1
Bel Air, Collier	1
Belleair Bluffs, Unknown	1
Belleair, Hillsborough	1
Belleville, Palm Beach	1
Battle Creek, Manatee	1
Bartow, Hardee	1
Bartow, Unknown	1
Barefoot Beach, Lee	1
Baker, Santa Rosa	1
Bal Harbour, Broward	1
Aventura, Osceola	1
Aventura, Unknown	1
Aurburndale, Polk	1
Austin, Dade	1
Autaugaville, Broward	1
Avon, Manatee	1
Azalea Park, Osceola	1
Azalea Park, Sarasota	1

# COVID-19: characteristics of 2,078,784 Florida resident cases

Data through Apr 9, 2021 verified as of Apr 10, 2021 at 09:25 AM

Data in this report are provisional and subject to change.

The table below includes the cities and counties of residence for cases in Florida residents based on the patient's ZIP Code. Note that city is not always received as part of the initial notification and may be missing while the case is being investigated.

City and county	Cases
Amelia Village, Nassau	1
Anaheim, Unknown	1
Andalusia, Escambia	1
Alva, Collier	1
Alva, Escambia	1
Altoona, Marion	1
Alpharetta, Alachua	1
Alpharetta, Broward	1
Altamonte, Orange	1
333, Unknown	1
8852 Teacher Ln, Pasco	1
99, Unknown	1
Acworth, Okaloosa	1
Addison, Pasco	1
Alachua, Suwannee	1
Alafaya, Broward	1
Allentown, Putnam	1
O, Manatee	1
Alafaya, Pinellas	1
Alanson, Bay	1
Athens, Duval	1
Atl, Brevard	1
Atl, Broward	1
Atlanta, Broward	1
Atlanta, Walton	1
Atmore, Escambia	1
Attalla, Broward	1
Auburn, Palm Beach	1
Armstrong, St. Johns	1
Asheville, Highlands	1
Aspen, Palm Beach	1
Argyle, Walton	1
Astoria, Broward	1
Apopka, Volusia	1
Apple Creek, Citrus	1
Arabi, Orange	1
Arcadia, Charlotte	1
Aollywoss, Dade	1
Arcadia, Highlands	1
Apopka, Citrus	1
Apopka, Clay	1
Apopka, Flagler	1
Apopka, Hillsborough	1
Apalachicola, Leon	1
Apo, Collier	1
Apo, Pasco	1
Granada Hills, Broward	1
Green, Clay	1
Greenbrier, Bay	1
Grassy Key, Monroe	1
Great Neck, Dade	1
Glen Saint Mary, Duval	1
Gibsonton, Unknown	1
Gilmer, Dade	1
Glen Cove, Unknown	1
Goodrich, Charlotte	1
Gotcha, Orange	1
Golf, Palm Beach	1
Golden Oak, Hillsborough	1

# COVID-19: characteristics of 2,078,784 Florida resident cases

Data through Apr 9, 2021 verified as of Apr 10, 2021 at 09:25 AM

Data in this report are provisional and subject to change.

The table below includes the cities and counties of residence for cases in Florida residents based on the patient's ZIP Code. Note that city is not always received as part of the initial notification and may be missing while the case is being investigated.

City and county	Cases
Fort White, Clay	1
Fort Myers-, Lee	1
Fort Pierce, Unknown	1
Franklin, Orange	1
Fresno, Pasco	1
Frostproof, Highlands	1
Fort Worth, Broward	1
Fortlauderdale, Unknown	1
Fortwalton Beach, Okaloosa	1
Ft Pierce, Unknown	1
Fwb, Unknown	1
Fruitland Park, Sumter	1
Gainesville, Baker	1
Gainesville, Duval	1
Gainesville, Levy	1
Gainesville, Marion	1
Gainesville, Okaloosa	1
Gainesville, Palm Beach	1
Gainesville, Santa Rosa	1
Garden City, Alachua	1
Garland, Orange	1
Gastonia, Polk	1
Gaylord, Orange	1
Hialeah, Collier	1
Helen, Bay	1
Hernando, Marion	1
Herrin, Orange	1
Havana, Leon	1
Havanna, Gadsden	1
Haverford, Hillsborough	1
Hialeahgardens, Dade	1
Hickory, Lee	1
Hilliard, Dade	1
Hiram, Leon	1
Hilliard, Unknown	1
Gwynn Oak, Polk	1
Hailandale, Unknown	1
Haines City, Osceola	1
Hallandale, Unknown	1
Hallandate Ben, Unknown	1
Harpers Ferry, Palm Beach	1
Harrison, Pinellas	1
Greenville, Monroe	1
Greensboro, Leon	1
Greensburg, Orange	1
Greensburg, Palm Beach	1
Groveland, Orange	1
Guilford, Dade	1
Gulf Shores, Escambia	1
Homosassa, Hernando	1
Hoosick Falls, Broward	1
Hudson, Hernando	1
Howell, Dade	1
Homeless, Monroe	1
Homeless, Pinellas	1
Homeless, Polk	1
Homer, Escambia	1
Homestead, Monroe	1
Hollywood, Leon	1



# COVID-19: characteristics of 2,078,784 Florida resident cases

Data through Apr 9, 2021 verified as of Apr 10, 2021 at 09:25 AM

Data in this report are provisional and subject to change.

The table below includes the cities and counties of residence for cases in Florida residents based on the patient's ZIP Code. Note that city is not always received as part of the initial notification and may be missing while the case is being investigated.

City and county	Cases
Holt, Unknown	1
Homeless, Dade	1
Hoclywsod, Dade	1
Holly Ridge, Orange	1
Holiday, Pinellas	1
Inwood, Broward	1
Irmo, Unknown	1
Irvine, Marion	1
Intrcsion Cty, Osceola	1
Interlachen, Duval	1
Indiantown, Palm Beach	1
Inglewood, Sarasota	1
Immokalee, Walton	1
Hudson, Pinellas	1
Humble, Broward	1
Indian Rocks Beach, Duval	1
Indianapolis, Lee	1
Indian Rock Beach, Palm Beach	1
Jefferson, Dade	1
Jeffersonville, Broward	1
Jonesboro, Leon	1
Jersey City, Polk	1
Jerusalem, St. Johns	1
Johns Island, Wakulla	1
Jacksonville, Baker	1
Istachatta, Hernando	1
Inverness, Marion	1
Jamaica, Broward	1
Jacksonville, Manatee	1
Jacksonville, Marion	1
Jacksonville, Nassau	1
Jacksonville, Orange	1
Jacksonville, Palm Beach	1
Jupiter Inlet, Palm Beach	1
Jupiter, Pinellas	1
Jupiter, St. Lucie	1
Jupiter, Unknown	1
Jzx, Unknown	1
Kansas City, Palm Beach	1
Kechi, Orange	1
Kenilworth, Leon	1
Knoxville, Bay	1
Knoxville, Duval	1
Knoxville, Escambia	1
Kure Beach, Monroe	1
Kingsland, Duval	1
Kingsland, Nassau	1
Key West, Duval	1
Kilgore, Dade	1
Killarney, Orange	1
Key West, Palm Beach	1
Keys West, Unknown	1
Longwood, Broward	1
Longwood, Orange	1
Loganville, Orange	1
Little Neck, Lee	1
Littleton, Dade	1
Littleton, St. Johns	1
Live Oak, Columbia	1

# COVID-19: characteristics of 2,078,784 Florida resident cases

Data through Apr 9, 2021 verified as of Apr 10, 2021 at 09:25 AM

Data in this report are provisional and subject to change.

The table below includes the cities and counties of residence for cases in Florida residents based on the patient's ZIP Code. Note that city is not always received as part of the initial notification and may be missing while the case is being investigated.

City and county	Cases
Los Angeles, Orange	1
Los Angeles, Palm Beach	1
Los Angeles, Polk	1
Los Angeles, Hardee	1
Longwood, Unknown	1
Longwood, Volusia	1
Los Angeles Ca, Unknown	1
Lehigh Cares, Lee	1
Leesburg, Marion	1
Leesburg, Seminole	1
Lehigh Acres, Dade	1
Lemoyne, Manatee	1
Levittown, Palm Beach	1
Lewisburg, Pasco	1
Lima, Manatee	1
Lima, Volusia	1
Lincoln, St. Lucie	1
Litchfield Park, Monroe	1
Lawton, Okaloosa	1
Ldhl, Broward	1
Lawrence Township, Palm Beach	1
Lauderdale Hill, Unknown	1
Lakeland, Palm Beach	1
Lakeland, Pasco	1
Lake Worth, Unknown	1
Lake Placid, Alachua	1
Lake Worth Beach, Broward	1
Land O Lakes, Unknown	1
Lander, Citrus	1
Lansdale, Lake	1
Lakewood, Unknown	1
Lapeer, Manatee	1
Largo, Unknown	1
Las Vegas, Orange	1
Las Vegas, Palm Beach	1
Kissimmee, Brevard	1
La Grange, Dade	1
Lake Butler, Alachua	1
Lake Forest, Collier	1
Lake City, Hamilton	1
Lake City, Volusia	1
Lake In The Hills, Broward	1
Lake In The Hills, Columbia	1
Lake Mary, Lake	1
Miami Beach, Palm Beach	1
Miami Granders, Dade	1
Miami Lakes, Unknown	1
Miami Dade, Unknown	1
Miami G, Dade	1
Miami Garden, Unknown	1
Miamc, Dade	1
Miamf, Dade	1
Miami Beach, Broward	1
Metter, Manatee	1
Merrick, Palm Beach	1
Mckinney, Broward	1
Medford, Palm Beach	1
Melbourne, Dade	1
Melbourne, Orange	1

# COVID-19: characteristics of 2,078,784 Florida resident cases

Data through Apr 9, 2021 verified as of Apr 10, 2021 at 09:25 AM

Data in this report are provisional and subject to change.

The table below includes the cities and counties of residence for cases in Florida residents based on the patient's ZIP Code. Note that city is not always received as part of the initial notification and may be missing while the case is being investigated.

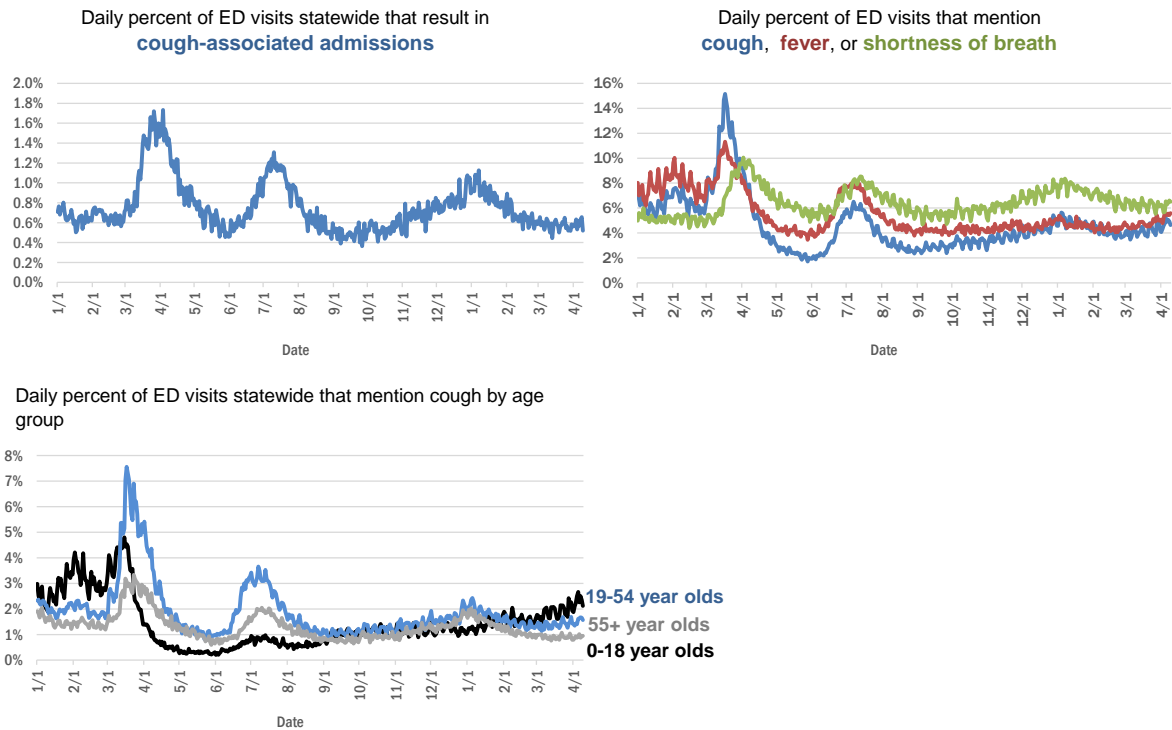
City and county	Cases
Melbourne, Volusia	1
Middleburg, Duval	1
Middleburg, Unknown	1
Middlesburg, Duval	1
Middletown, Osceola	1
Midland, Osceola	1
Milford, Bay	1
Milford, Lee	1
Milford, Palm Beach	1
Milford, Polk	1
Milford, Unknown	1
Miami, Hillsborough	1
Miami, Manatee	1
Miami, Charlotte	1
Miami, Collier	1
Miami, Osceola	1
Miami, St. Lucie	1
Miamiardens, Unknown	1
Miamii, Dade	1
Miamksaohes, Dade	1
Lucedale, St. Lucie	1
Lyndhurst, Broward	1
Madison, Jefferson	1
Macclenny, Dixie	1
Macclenny, Duval	1
Maddill Air Force Base, Hillsborough	1
Magnolia Square, Osceola	1
Maitland, Alachua	1
Maitland, Collier	1
Maitland, Palm Beach	1
Maitland, Unknown	1
Mary Esther, Unknown	1
Mattoon, Lee	1
Matawan, Palm Beach	1
Matlacha Island, Lee	1
Mayaguez, Dade	1
Margate, Dade	1
Mantua, Broward	1
Marshall, Dade	1
Marshall, Palm Beach	1
Mary Esther, Hillsborough	1
Marianna, Calhoun	1
Marianna, Leon	1
Marianna, Washington	1
<b>Total</b>	<b>2,078,784</b>

# COVID-19: additional surveillance information

Data through Apr 9, 2021 verified as of Apr 10, 2021 at 09:25 AM

Data in this report are provisional and subject to change.

## Statewide emergency department (ED) chief complaint and admission data



The Electronic Surveillance System for the Early Notification of Community-Based Epidemics (ESSENCE-FL) includes chief complaint data from 211 of 211 Florida EDs. Data are transmitted electronically to ESSENCE-FL daily or hourly.

# COVID-19: testing by laboratory

Data through Apr 9, 2021 verified as of Apr 10, 2021 at 09:25 AM

Data in this report are provisional and subject to change.

The numbers in the table below represent the number of Florida and non-Florida residents for whom test results were received by the Department of Health. A person can be tested by more than one laboratory and can have both positive and negative results. **Therefore, the sum of the numbers in each column will be larger than the total number of people tested.**

Reporting lab	Inconclusive	Negative	Positive	Percent positive	Total
CURATIVE LABS	15,573	1,684,883	260,802	13%	1,961,258
LABORATORY CORPORATION OF AMERICA	2,605	1,657,656	225,520	12%	1,885,781
QUEST DIAGNOSTICS	12,049	1,396,995	205,248	13%	1,614,292
BIO REFERENCE LABORATORIES, INC	7,568	957,365	184,460	16%	1,149,393
HELIX	9,565	697,116	122,035	15%	828,716
REALTOX LABS LLC	6,726	612,676	100,655	14%	720,057
NOMI_HEALTH	3,189	512,719	70,897	12%	586,805
RCA LABORATORY SERVICES, LLC/GENETWORX		453,015	49,937	10%	502,952
GENETWORX	661	390,599	32,991	8%	424,251
CDR MAGUIRE - HEALTH CARE CENTER		338,622	51,562	13%	390,184
PALM BEACH BALLPARK		310,403	33,616	10%	344,019
PWNHEALTH	1,891	264,355	35,925	12%	302,171
IMPACT HEALTH BIOMETRIC TESTING, INC	1,045	228,574	27,421	11%	257,040
EAST FLORIDA STATE COLLEGE - BREVARD		212,886	26,986	11%	239,872
BPHL-JACKSONVILLE	18	195,769	33,604	15%	229,391
ADVENTHEALTH LAB	99	177,141	22,669	11%	199,909
FULGENT DIAGNOSTICS LABORATORY	3,820	171,265	19,580	10%	194,665
NOMI HEALTH LAB SERVICES		172,678	19,961	10%	192,639
BPHL-MIAMI	225	154,938	26,023	14%	181,186
MAKO GENOMICS	8,102	144,445	26,557	15%	179,104
CB SMITH PARK		150,114	18,792	11%	168,906
MAYO CLINIC LABORATORIES	339	142,049	17,667	11%	160,055
BAYCARE LABORATORIES LLC	626	141,385	12,070	8%	154,081
ELABNETWORK	1,059	139,006	11,909	8%	151,974
MEMORIAL REGIONAL HOSPITAL SOUTH	31	121,329	24,529	17%	145,889
ORLANDO HEALTH SYSTEM	684	125,995	12,781	9%	139,460
AEGIS SCIENCES CORPORATION	1,186	118,792	19,412	14%	139,390
ASCENSION SACRED HEART HOSPITAL - PENSACOLA	2	117,844	18,048	13%	135,894
BIOCOLLECTIONS WORLDWIDE, INC	743	114,107	13,713	11%	128,563
NORTHWEST LABORATORY	247	121,102	6,477	5%	127,826
AKESOGEN		98,240	18,942	16%	117,182
TESTING MATTERS INC	974	97,622	17,666	15%	116,262
ADVENT HEALTH LAB	112	101,258	13,955	12%	115,325
MEDICAL DIAGNOSTIC LABORATORIES	977	98,601	14,222	12%	113,800
BPHL-TAMPA (SPECTRUM BLVD)	45	92,897	17,139	16%	110,081
UF HEALTH MEDICAL LAB	33	100,441	9,503	9%	109,977
TAMPA GENERAL HOSPITAL	4	97,147	9,286	9%	106,437
DIATHERIX LABORATORIES (VRL EUROFINS)	1	87,277	12,883	13%	100,161
KORVALABS, INC	1,285	91,720	4,712	5%	97,717
BAPTIST HEALTH SOUTH FLORIDA	380	83,712	12,598	13%	96,690
SUNPATH MEDICAL DIAGNOSTICS LABORATORY	837	79,183	12,224	13%	92,244
ASCENSION ST VINCENT'S - RIVERSIDE	1	74,490	10,308	12%	84,799
SOUTH MIAMI HOSPITAL LAB	457	69,450	9,829	12%	79,736
LAKELAND REGIONAL MEDICAL CENTER	147	70,455	9,098	11%	79,700
JACKSON MEMORIAL HOSPITAL CLINICAL LAB	79	66,859	11,870	15%	78,808
INGENIOUS PERSONALIZED MEDICINE	227	58,110	11,770	17%	70,107

# COVID-19: testing by laboratory

Data through Apr 9, 2021 verified as of Apr 10, 2021 at 09:25 AM

Data in this report are provisional and subject to change.

The numbers in the table below represent the number of Florida and non-Florida residents for whom test results were received by the Department of Health. A person can be tested by more than one laboratory and can have both positive and negative results. **Therefore, the sum of the numbers in each column will be larger than the total number of people tested.**

Reporting lab	Inconclusive	Negative	Positive	Percent positive	Total
UF HEALTH SHANDS HOSPITAL	513	64,634	4,643	7%	69,790
AMERICAN HEALTH ASSOCIATES	9	62,557	5,254	8%	67,820
APPLIED INGENUITY DIAGNOSTICS LLC		58,520	2,838	5%	61,358
AIT LABORATORIES		54,357	6,687	11%	61,044
MINUTECLINIC LLC		50,857	8,680	15%	59,537
BAPTIST HEALTH - JACKSONVILLE	4	52,409	4,070	7%	56,483
GENESIS REFERENCE LABORATORIES		49,918	5,329	10%	55,247
ARUP LABORATORIES	16	50,096	2,927	6%	53,039
TALLAHASSEE MEMORIAL HOSPITAL	241	45,953	5,560	11%	51,754
ADVENTIST HEALTH SYSTEMS SUNBELT INC DBA		45,722	5,753	11%	51,475
SARASOTA MEMORIAL HOSPITAL MAIN LAB	12	46,747	3,965	8%	50,724
BROWARD GENERAL MEDICAL CENTER-CLINICAL LAB	2	44,166	4,808	10%	48,976
NICKLAUS CHILDREN'S HOSPITAL	73	42,403	5,480	11%	47,956
FLORIDA HOSPITAL - TAMPA	37	43,292	3,476	7%	46,805
VIRACOR EUROFINIS		35,890	9,843	22%	45,733
DWIC OF TAMPA BAY INC		38,821	5,071	12%	43,892
MILLENNIUM PHYSICIAN GROUP	17	36,391	7,100	16%	43,508
UNIVERSITY OF MIAMI HOSPITAL	150	38,204	3,856	9%	42,210
MEDFAST URGENT CARE CENTERS, LLC	20	36,575	5,522	13%	42,117
LEE HEALTH - CAPE CORAL HOSPITAL	3	35,980	5,802	14%	41,785
UF HEALTH JACKSONVILLE	55	36,289	4,137	10%	40,481
ECCO LAB GROUP CO	533	33,735	4,704	12%	38,972
AMELIA EARHART		32,123	5,128	14%	37,251
INTEGRATED REGIONAL LABORATORIES LLP	13	32,513	4,589	12%	37,115
ORANGE COUNTY CONVENTION CENTER		33,330	3,715	10%	37,045
MIAMI DADE COUNTY		32,091	3,527	10%	35,618
WALGREENS	36	29,953	5,548	16%	35,537
MOUNT SINAI MEDICAL CENTER	11	31,855	3,398	10%	35,264
NORTH FLORIDA REGIONAL MEDICAL CENTER		31,542	3,574	10%	35,116
BRANDON REGIONAL HOSPITAL		29,994	3,879	11%	33,873
ST JOSEPHS HOSPITAL LABORATORY	23	30,077	3,771	11%	33,871
JUPITER MEDICAL CENTER LAB	85	29,556	2,867	9%	32,508
STS LAB 2 LLC	6	30,844	1,657	5%	32,507
GENESIS MEDICAL LABORATORY	443	26,991	4,839	15%	32,273
NIGHT LITE PEDIATRIC CENTER LLC		29,005	3,073	10%	32,078
JFK MEDICAL CENTER LAB	1	27,128	3,443	11%	30,572
PALMETTO GENERAL HOSPITAL LAB	3	25,190	4,903	16%	30,096
HOLY CROSS HOSPITAL CLINICAL LAB	1	27,010	2,553	9%	29,564
WATSON CLINIC LLP		23,864	5,495	19%	29,359
AVENTUS BIO LABS	16	23,895	3,377	12%	27,288
MALABAR MEDICAL WALK IN CLINIC	1	22,533	4,420	16%	26,954
HEALTHLINK DIAGNOSTIC LABORATORIES	296	23,985	2,431	9%	26,712
INFINITY BIOLOGIX LLC (GINKO BIOWORKS)	111	25,352	1,195	4%	26,658
ACCESS DX LABORATORY	225	23,079	2,118	8%	25,422

# COVID-19: testing by laboratory

Data through Apr 9, 2021 verified as of Apr 10, 2021 at 09:25 AM

Data in this report are provisional and subject to change.

The numbers in the table below represent the number of Florida and non-Florida residents for whom test results were received by the Department of Health. A person can be tested by more than one laboratory and can have both positive and negative results. **Therefore, the sum of the numbers in each column will be larger than the total number of people tested.**

Reporting lab	Inconclusive	Negative	Positive	Percent positive	Total
MORTON PLANT HOSPITAL-ADLER INSTITUTE	26	21,879	2,667	11%	24,572
CLEVELAND CLINIC TRADITION HOSPITAL		22,789	1,755	7%	24,544
CLEVELAND CLINIC HOSPITAL LAB	4	21,842	2,498	10%	24,344
LAB DIAGNOSTICS LLC	395	17,856	5,359	23%	23,610
MIAMI BEACH CONVENTION CENTER		21,941	1,651	7%	23,592
PANCARE OF FLORIDA INC		20,861	2,521	11%	23,382
DRS CLACK SPENCER WHITE & MCCORMACK PA D/B/A		21,280	2,100	9%	23,380
SAINT MARY'S MEDICAL CENTER	26	20,893	2,336	10%	23,255
UNITED CLINICAL LABORATORY LLC	3	20,177	2,638	12%	22,818
STATLAB_MOBILE	1	20,446	2,059	9%	22,506
NAPLES COMMUNITY HOSPITAL	72	19,830	2,052	9%	21,954
BAYFRONT HEALTH - ST PETERSBURG	17	19,106	2,573	12%	21,696
PATIENTS FIRST LAKE ELLA MEDICAL CENTER PA		18,047	3,290	15%	21,337
ADVENT HEALTH - DAYTONA BEACH	32	18,890	1,729	8%	20,651
EXACT SCIENCES LABORATORIES	1	18,177	2,307	11%	20,485
OSCEOLA REGIONAL MEDICAL CENTER	1	17,462	2,416	12%	19,879
LEESBURG REGIONAL MEDICAL CENTER		17,396	2,373	12%	19,769
HOMESTEAD HOSPITAL CLINICAL LABORATORY	27	16,104	3,401	17%	19,532
CLARITY LAB SOLUTIONS	103	17,281	2,033	10%	19,417
MEMORIAL HOSPITAL JACKSONVILLE	8	16,103	2,818	15%	18,929
NORTHWEST MEDICAL CENTER	1	16,454	2,276	12%	18,731
ORANGE PARK MEDICAL CENTER	9	15,283	2,745	15%	18,037
INDIAN RIVER PATHOLOGY LLC		16,607	1,300	7%	17,907
VISTA CLINICAL DIAGNOSTICS	490	15,321	1,917	11%	17,728
BETHESDA HOSPITAL EAST		16,121	1,590	9%	17,711
OAK HILL HOSPITAL		15,616	1,912	11%	17,528
DELRAY MEDICAL CENTER LAB	3	15,709	1,737	10%	17,449
HEALTH CENTER AT SINAI RESIDENCES		16,930	506	3%	17,436
SYNERGY DIAGNOSTIC LABORATORY	98	15,124	2,000	12%	17,222
LAWNWOOD REGIONAL MEDICAL CENTER	1	14,822	2,333	14%	17,156
BIOCERNA LABS	461	14,582	2,112	12%	17,155
ACCESS MEDICAL LABORATORIES	4	8,748	8,270	49%	17,022
MEMORIAL REGIONAL HOSPITAL CLINICAL LABORATORY	10	15,822	1,053	6%	16,885
WEST KENDALL BAPTIST HOSPITAL	14	13,686	3,105	18%	16,805
THE HEALTHCARE DISTRICT OF PALM BEACH COUNTY	51	14,489	2,048	12%	16,588
BAPTIST HEALTH - SOUTH		15,226	1,262	8%	16,488
ADVENTHEALTH CENTRA CARE LAKE BUENA VISTA		14,504	1,939	12%	16,443
WELLINGTON REGIONAL MED CTR LAB	6	14,468	1,799	11%	16,273
FULGENT DIAGNOSTICS	171	15,042	994	6%	16,207
LARGO MEDICAL CENTER		14,400	1,722	11%	16,122
WINTER HAVEN HOSPITAL CLINICAL LABORATORY	4	13,657	2,413	15%	16,074
MOLECULAR INFECTIOUS DISEASES	597	14,566	663	4%	15,826
NEMOURS CHILDRENS HOSPITAL	1	14,834	902	6%	15,737
LABS ASAP LLC		14,226	1,442	9%	15,668

# COVID-19: testing by laboratory

Data through Apr 9, 2021 verified as of Apr 10, 2021 at 09:25 AM

Data in this report are provisional and subject to change.

The numbers in the table below represent the number of Florida and non-Florida residents for whom test results were received by the Department of Health. A person can be tested by more than one laboratory and can have both positive and negative results. **Therefore, the sum of the numbers in each column will be larger than the total number of people tested.**

Reporting lab	Inconclusive	Negative	Positive	Percent positive	Total
UHEALTH CORAL GABLES/LENNAR MED CTR	49	14,563	1,056	7%	15,668
BAPTIST HEALTHCARE - BAPTIST HOSPITAL	6	12,378	3,237	21%	15,621
PRIVA PATH LABS	79	14,496	999	6%	15,574
LEE HEALTH - LEE MEMORIAL HOSPITAL		11,746	3,677	24%	15,423
MEDICAL CENTER OF TRINITY CLINICAL LABORATORY	2	13,786	1,561	10%	15,349
PALMS WEST HOSPITAL LAB	2	13,277	2,033	13%	15,312
MEDRITE MEDICAL CARE, PC	6,839	7,645	732	5%	15,216
WEST FLORIDA HOSPITAL LAB	1	12,006	3,082	20%	15,089
CARDIOPATH	84	12,800	1,887	13%	14,771
NONA SCIENTIFIC	5	11,526	3,164	22%	14,695
WESTSIDE REGIONAL MED CTR	2	12,548	2,140	15%	14,690
NATIONWIDE LABORATORY SERVICES INC	493	12,459	1,706	12%	14,658
GOOD SAMARITAN MEDICAL CENTER LAB	2	12,795	1,844	13%	14,641
MERCY HOSPITAL A CAMPUS OF PLANTATION GEN HOSP LAB	1	12,412	2,210	15%	14,623
INDIAN RIVER MEDICAL CENTER LAB		13,669	852	6%	14,521
REGIONAL MEDICAL CENTER BAYONET POINT	2	13,165	1,119	8%	14,286
THE VILLAGES REGIONAL HOSPITAL		12,762	1,399	10%	14,161
GULF COAST MEDICAL CENTER MICROLAB		11,005	2,911	21%	13,916
AVENTURA HOSPITAL LAB		11,000	2,517	19%	13,517
CORAL GABLES HOSPITAL CLINICAL LABORATORY		11,437	2,015	15%	13,452
BAPTIST HEALTH SOUTH FLORIDA - WEST KENDALL URGENT CARE		11,064	2,168	16%	13,232
CAPITAL REGIONAL MEDICAL CTR		10,762	2,422	18%	13,184
BLAKE MEDICAL CENTER		11,556	1,557	12%	13,113
WEST BOCA MEDICAL CENTER LAB		12,124	960	7%	13,084
PRECISION HEALTH RESOURCES LLC		12,241	825	6%	13,066
HALIFAX MEDICAL CENTER LAB	38	11,097	1,912	15%	13,047
ST ANTHONY'S HOSPITAL LAB	30	11,352	1,606	12%	12,988
MANATEE MEMORIAL HOSPITAL		11,738	1,076	8%	12,814
LEE HEALTH - HEALTH PARK MEDICAL CENTER		10,753	1,992	16%	12,745
PALM BEACH GARDENS MEDICAL CTR LAB		11,362	1,223	10%	12,585
GENOVA DIAGNOSTICS LABORATORY	67	11,202	1,095	9%	12,364
FLORIDA LABORATORY ANALYSIS		10,807	1,524	12%	12,331
ST JOSEPHS HOSPITAL	18	10,553	1,754	14%	12,325
PATHNOSTICS	41	9,697	2,434	20%	12,172
LAKE CITY HM		11,147	988	8%	12,135
BINAXNOW	9	9,181	2,881	24%	12,071
PWN HEALTH	17	9,934	2,079	17%	12,030
PLANTATION GENERAL HOSPITAL		10,137	1,813	15%	11,950
FLORIDA HOSPITAL HEARTLAND MED CTR CLINICAL LAB	33	10,429	1,487	12%	11,949
LARKIN COMMUNITY HOSPITAL	10	10,398	1,533	13%	11,941
FLORIDA HOSPITAL WATERMAN LABORATORY	70	10,997	863	7%	11,930
LAKE CITY MEDICAL CENTER		9,651	2,266	19%	11,917
PHYSICIANS REGIONAL MEDICAL CENTER - PINE RIDGE RD	1	10,649	1,206	10%	11,856
ST MARKS HOSPITAL LABORATORY B	78	10,627	1,002	9%	11,707
COAST DIAGNOSTICS LLC	45	10,377	1,253	11%	11,675
CernerELR_Advent		10,173	1,417	12%	11,590



# COVID-19: testing by laboratory

Data through Apr 9, 2021 verified as of Apr 10, 2021 at 09:25 AM

Data in this report are provisional and subject to change.

The numbers in the table below represent the number of Florida and non-Florida residents for whom test results were received by the Department of Health. A person can be tested by more than one laboratory and can have both positive and negative results. **Therefore, the sum of the numbers in each column will be larger than the total number of people tested.**

Reporting lab	Inconclusive	Negative	Positive	Percent positive	Total
FLORIDA MEDICAL CENTER - A CAMPUS OF NORTH SHORE	2	10,085	1,393	12%	11,480
EXPRESS GENE MOLECULAR DIAGNOSTICS LABORATORY	1	9,933	1,503	13%	11,437
VIKOR SCIENTIFIC	49	9,520	1,835	16%	11,404
MEASE COUNTRYSIDE LAB	14	10,065	1,274	11%	11,353
CENTRAL FLORIDA REGIONAL HOSPITAL		10,074	1,187	11%	11,261
ADVENT HEALTH - WESLEY CHAPEL	14	10,195	1,052	9%	11,261
ADVENTHEALTH CENTRA CARE WATERFORD LAKES		9,399	1,826	16%	11,225
DOCTORS HOSPITAL	7	9,366	1,767	16%	11,140
AMERICAN FAMILY CARE	1	6,578	4,506	41%	11,085
NORTHSIDE HOSPITAL AND HEART INSTITUTE		9,947	1,091	10%	11,038
SARKIS CLINICAL TRIALS	25	9,522	1,328	12%	10,875
CORAL SPRINGS MED CTR		9,767	1,053	10%	10,820
JOHNS HOPKINS ALL CHILDREN'S HOSPITAL		10,116	688	6%	10,804
FLORIDA HOSPITAL DELAND	10	9,460	1,280	12%	10,750
LEON MEDICAL CENTERS LLC		8,561	2,185	20%	10,746
NCF DIAGNOSTICS & DNA TECHNOLOGIES LAB	166	9,959	535	5%	10,660
HEALTHQUEST ESOTERICIS		9,042	1,544	15%	10,586
BAPTIST HEALTH SOUTH FLORIDA - COUNTRY WALK URGENT CARE		8,711	1,850	18%	10,561
LARKIN COMMUNITY HOSPITAL INC DBA CARDIOTROPIC		6,819	3,620	35%	10,439
ADVENTHEALTH CENTRA CARE ST CLOUD	1	8,882	1,435	14%	10,318
WEST PALM HOSPITAL LAB		9,504	793	8%	10,297
LABSTAT LLC	23	9,788	473	5%	10,284
SYNERGY LABORATORIES	34	8,835	1,165	12%	10,034
AVECINA MEDICAL	4	6,205	3,786	38%	9,995
MEDARBOR DIAGNOSTICS	1	8,743	1,147	12%	9,891
OCALA REGIONAL MEDICAL CENTER		8,620	1,230	12%	9,850
SRQ DRIVE THROUGH		8,944	905	9%	9,849
FAU		9,068	779	8%	9,847
P4 CLINICAL, LLC	204	8,672	968	10%	9,844
BROWARD HEALTH NORTH CLINICAL LABORATORY		8,685	1,088	11%	9,773
H LEE MOFFITT CANCER CENTER LABORATORY	2	9,515	251	3%	9,768
AVECINA	20	9,006	704	7%	9,730
GENE BY GENE, GENOMICS RESEARCH CENTER LAB	44	9,074	602	6%	9,720
FLORIDA HOSPITAL FLAGLER	29	8,781	901	9%	9,711
PALM BEACH BALL PARK		8,607	1,028	11%	9,635
BOSTON HEART DIAGNOSTICS CORP		8,406	1,207	13%	9,613
NORTH SHORE MEDICAL CENTER		7,999	1,592	17%	9,591
LEE DAVIS COMMUNITY RESOURCE CENTER		8,079	1,364	14%	9,443
FLORIDA HOSPITAL OF CARROLLWOOD	23	8,083	1,321	14%	9,427
LEE HEALTH - GULF COAST MEDICAL CENTER	2	7,647	1,759	19%	9,408
FLORIDA HOSPITAL ZEPHYRHILLS	10	8,345	1,049	11%	9,404
SANTA ROSA MEDICAL CENTER	2	7,674	1,500	16%	9,176
INFORM DIAGNOSTICS, INC		8,557	511	6%	9,068
BAPTIST HEALTH - BEACHES		8,336	663	7%	8,999
CERNERELR_BAYCARE	43	8,320	616	7%	8,979
ADVENTHEALTH CENTRA CARE UNIVERSITY	1	7,878	1,017	11%	8,896

# COVID-19: testing by laboratory

Data through Apr 9, 2021 verified as of Apr 10, 2021 at 09:25 AM

Data in this report are provisional and subject to change.

The numbers in the table below represent the number of Florida and non-Florida residents for whom test results were received by the Department of Health. A person can be tested by more than one laboratory and can have both positive and negative results. **Therefore, the sum of the numbers in each column will be larger than the total number of people tested.**

Reporting lab	Inconclusive	Negative	Positive	Percent positive	Total
ADVENTHEALTH CENTRA CARE CLERMONT		7,670	1,208	14%	8,878
ANNE BATES LEACH EYE HOSPITAL/ ABLEH MICROBIOLOGY LABORATORY	9	8,729	126	1%	8,864
CLEVELAND CLINIC MARTIN SOUTH HOSPITAL	1	7,888	942	11%	8,831
BAPTIST HEALTH SOUTH FLORIDA - MIAMI LAKES URGENT CARE		6,915	1,882	21%	8,797
NCH DOWNTOWN NAPLES HOSPITAL	16	8,016	717	8%	8,749
BAYCARE COMMUNITY HEALTH		8,520	198	2%	8,718
SOUTH BAY HOSPITAL CLINICAL LAB	1	7,785	915	11%	8,701
MEMORIAL HOSPITAL WEST LABORATORY SERVICES	14	7,913	773	9%	8,700
ADVENTHEALTH CENTRA CARE WINTER GARDEN	1	7,700	982	11%	8,683
ADVENTHEALTH CENTRA CARE WINTER PARK		7,787	895	10%	8,682
INDIAN RIVER MEDICAL CENTER		7,650	1,031	12%	8,681
CLEVELAND CLINIC MARTIN NORTH HOSPITAL		7,733	943	11%	8,676
FLORIDA HOSPITAL OCALA		7,566	995	12%	8,561
KD MEDICAL CHOICE LLC	5	7,770	750	9%	8,525
MEMORIAL HOSPITAL MICRO		7,947	564	7%	8,511
POINCIANA MEDICAL CENTER		6,659	1,779	21%	8,438
AVECINA MEDICAL OAKLEAF	3	6,977	1,330	16%	8,310
ST LUCIE MEDICAL CENTER		6,735	1,556	19%	8,291
WEST MARION COMMUNITY HOSPITAL LAB		6,940	1,345	16%	8,285
ADVENTHEALTH CENTRA CARE LAKELAND	1	7,134	1,087	13%	8,222
CERNERELR_BAPTISTMIAMI	31	7,313	862	11%	8,206
ISPM LABS, LLC DBA CAPSTONE DIAGNOSTICS, LLC		7,791	395	5%	8,186
LAKEWOOD RANCH MEDICAL CENTER		7,402	631	8%	8,033
FLORIDA HOSPITAL FISH MEMORIAL	19	6,792	1,183	15%	7,994
NCH NORTH NAPLES HOSPITAL	9	7,211	763	10%	7,983
ADVENTHEALTH CENTRA CARE LEE ROAD		7,120	847	11%	7,967
MORTON PLANT-MEASE	5	7,065	764	10%	7,834
ATLANTIS URGENT CARE	12	6,109	1,695	22%	7,816
ADVENTHEALTH CENTRA CARE HUNTERS CREEK	3	6,701	1,023	13%	7,727
ARCPPOINT LABS OF FORT MYERS	5	6,775	928	12%	7,708
ADVENTHEALTH CENTRA CARE DR PHILLIPS		6,916	761	10%	7,677
QDX PATHOLOGY SERVICES	2	7,249	417	5%	7,668
BAPTIST HEALTH SOUTH FLORIDA - WESTCHESTER URGENT CARE		6,267	1,347	18%	7,614
NCH NORTH NAPLES HOSPITAL LAB	15	6,733	830	11%	7,578
ADVENTHEALTH CENTRA CARE SANFORD		6,652	916	12%	7,568
BAYFRONT HEALTH - PORT CHARLOTTE		6,958	583	8%	7,541
PARAMOUNT URGENT CARE	2	4,302	3,216	43%	7,520
HIALEAH HOSPITAL	4	5,840	1,631	22%	7,475
ADVENTHEALTH CENTRA CARE LAKE MARY	2	6,397	970	13%	7,369
EMERALD COAST URGENT CARE		5,757	1,585	22%	7,342
BAPTIST HEALTH SOUTH FLORIDA - DORAL URGENT CARE		5,876	1,433	20%	7,309
ADVENTHEALTH CENTRA CARE APOPKA	1	6,249	1,030	14%	7,280
ADVENTHEALTH CENTRA CARE MOUNT DORA		6,158	1,106	15%	7,264
ADVENTIST HEALTH SYSTEMS, SUNBELT INC		6,225	940	13%	7,165
OVIEDO MEDICAL CENTER		6,433	731	10%	7,164
LEE HEALTH CONVENIENT CARE - PAGE FIELD		6,371	789	11%	7,160

# COVID-19: testing by laboratory

Data through Apr 9, 2021 verified as of Apr 10, 2021 at 09:25 AM

Data in this report are provisional and subject to change.

The numbers in the table below represent the number of Florida and non-Florida residents for whom test results were received by the Department of Health. A person can be tested by more than one laboratory and can have both positive and negative results. **Therefore, the sum of the numbers in each column will be larger than the total number of people tested.**

Reporting lab	Inconclusive	Negative	Positive	Percent positive	Total
ADVENTHEALTH CENTRA CARE KISSIMMEE		6,397	713	10%	7,110
BAPTIST HEALTH - NASSAU		6,743	360	5%	7,103
HOLIDAY CVS LLC		6,679	375	5%	7,054
EGLIN AIR FORCE BASE	14	5,338	1,670	24%	7,022
MEDEXPRESS URGENT CARE OF BOYNTON BEACH LLC		6,427	566	8%	6,993
SPORTS DRUG TESTING LABORATORY	103	6,705	170	2%	6,978
COMMUNITY HEALTH CENTERS OF PINELLAS INC	1	5,627	1,331	19%	6,959
AVERO DIAGNOSTICS - IRVING	11	6,472	474	7%	6,957
MEDEXPRESS URGENT CARE	2	4,785	2,145	31%	6,932
IMPERIAL POINT MEDICAL CENTER		6,298	596	9%	6,894
LUMINUS DIAGNOSTICS		6,282	556	8%	6,838
EMPIRE CITY LABORATORIES INC	84	5,751	944	14%	6,779
ADVENTHEALTH EXPRESS CARE		5,605	1,172	17%	6,777
ST PETERSBURG GENERAL HOSPITAL		5,784	992	15%	6,776
UNKNOWN	4	3,495	3,271	48%	6,770
ADVENTHEALTH CENTRA CARE ALTAMONTE		5,911	843	12%	6,754
DYNIX DIAGNOSTIX		5,987	638	10%	6,625
VISTA CLINICAL	8	3,886	2,717	41%	6,611
SUNCOAST PATHOLOGY ASSOCIATES		6,040	560	8%	6,600
ST JOSEPHS NORTH HOSPITAL LAB	7	5,588	951	15%	6,546
CLINICAL REFERENCE LABORATORY	2	6,207	332	5%	6,541
ACUTIS DIAGNOSTICS	171	5,251	1,097	17%	6,519
MEDEXPRESS URGENT CARE HUDSON		5,625	893	14%	6,518
SOLARIS DIAGNOSTICS	11	5,900	582	9%	6,493
FORT WALTON BEACH MEDICAL CENTER		5,555	915	14%	6,470
MINUTECLINIC LLC		5,474	947	15%	6,421
ADVENTHEALTH CENTRA CARE AZALEA PARK		5,443	901	14%	6,344
AHCC WESLEY CHAPEL		5,591	729	12%	6,320
FLORIDA HOSPITAL NORTH PINELLAS	11	5,749	500	8%	6,260
NORTHWEST FLORIDA COMMUNITY HOSPITAL	46	4,673	1,455	24%	6,174
ADVENTHEALTH CENTRA CARE OVIEDO		5,289	867	14%	6,156
ADVENT HEALTH - HEART OF FLORIDA ER	1	5,300	818	13%	6,119
MICROGEN DX	4	5,398	716	12%	6,118
BAPTIST HEALTH SOUTH FLORIDA - PEMBROKE PINES URGENT CARE		5,056	1,042	17%	6,098
ANGEL KIDS PEDIATRICS		5,699	326	5%	6,025
MINUTECLINIC		5,142	868	14%	6,010
MINUTECLINIC LLC #1067		5,104	811	14%	5,915
BAYFRONT HEALTH - VENICE REGIONAL MEDICAL	1	5,374	537	9%	5,912
MINUTECLINIC LLC #3703		4,808	1,074	18%	5,882
PUTNAM COMMUNITY MEDICAL CENTER		5,141	714	12%	5,855
DOCTORS URGENT CARE LLC	1	4,767	1,080	18%	5,848
PRO CLINIC		4,766	1,080	18%	5,846
ADVENTHEALTH CENTRA CARE LONGWOOD		5,078	712	12%	5,790
URGENT CARE OF THE PALM BEACHES		4,826	946	16%	5,772
SOUTH FLORIDA BAPTIST HOSPITAL MICRO	4	4,802	955	17%	5,761
FLORIDA COMMUNITY HEALTH CENTER		4,569	1,153	20%	5,722

# COVID-19: testing by laboratory

Data through Apr 9, 2021 verified as of Apr 10, 2021 at 09:25 AM

Data in this report are provisional and subject to change.

The numbers in the table below represent the number of Florida and non-Florida residents for whom test results were received by the Department of Health. A person can be tested by more than one laboratory and can have both positive and negative results. **Therefore, the sum of the numbers in each column will be larger than the total number of people tested.**

Reporting lab	Inconclusive	Negative	Positive	Percent positive	Total
ADVENTHEALTH CENTRA CARE SOUTH ORANGE		4,915	796	14%	5,711
HOLMES REG MED CENTER CLINICAL LAB		5,050	638	11%	5,688
MINUTECLINIC LLC #8396		4,853	829	15%	5,682
COASTAL MED URGENT CARE		4,114	1,535	27%	5,649
LABORATORY OF FLORIDA LLC	41	5,130	470	8%	5,641
ADVENTHEALTH CENTRA CARE ORANGE LAKE		4,958	675	12%	5,633
DOCTORS URGENT CARE OF LUTZ LLC	1	4,535	1,080	19%	5,616
WELLINGTON REGIONAL MEDICAL CENTER		5,161	454	8%	5,615
SUNRISE MEDICAL LABORATORIES	2	5,178	399	7%	5,579
ADVENTHEALTH CENTRA CARE PORT ORANGE		4,677	887	16%	5,564
HEALTH FIRST ADVENTHEALTH CENTRA CARE - TITUSVILLE		4,702	848	15%	5,550
FLORIDA FAMILY LABORATORY, INC DBA	45	5,051	439	8%	5,535
MEDICAL DNA LABS LLC	3	5,012	480	9%	5,495
ADVENTHEALTH CENTRA CARE SAND LAKE		4,880	582	11%	5,462
TROPICANA FIELD - LOT 2	19	4,935	493	9%	5,447
MEDEXPRESS URGENT CARE - ROYAL PALM BEACH		4,831	586	11%	5,417
UNIVERSITY HOSPITAL AND MEDICAL CENTER		4,126	1,281	24%	5,407
MEDCOMP SCIENCES LLC	121	3,281	1,997	37%	5,399
URGENT CARE CURE	2	4,624	746	14%	5,372
MEDEXPRESS URGENT CARE - ESTERO		4,800	557	10%	5,357
ESCAMBIA COMMUNITY CLINICS INC	8	4,047	1,289	24%	5,344
BAPTIST HEALTH - NORTH		4,239	1,103	21%	5,342
BAPTIST HEALTH SOUTH FLORIDA - CORAL SPRINGS URGENT CARE		4,572	765	14%	5,337
PALMS OF PASADENA HOSPITAL		4,765	562	11%	5,327
MEDEXPRESS URGENT CARE - GOLDEN GATE		4,709	618	12%	5,327
PEDIATRIC HEALTH CARE ALLIANCE PA		4,877	449	8%	5,326
ADVENTHEALTH CENTRA CARE LEESBURG		4,346	969	18%	5,315
ALTRU DIAGNOSTICS INC	4	5,108	183	3%	5,295
MARTIN HOSPITAL SOUTH LAB		4,966	291	6%	5,257
BAPTIST HEALTH SOUTH FLORIDA - KENDALE LAKES URGENT CARE		4,224	1,016	19%	5,240
WESTCHESTER HOSPITAL	23	4,241	941	18%	5,205
BAPTIST HEALTH SOUTH FLORIDA - TAMiami TRAIL URGENT CARE		4,168	1,017	20%	5,185
DOCTORS HOSPITAL OF SARASOTA CLINICAL LABORATORY		4,528	657	13%	5,185
THE CENTER FOR URGENT CARE	3	4,329	849	16%	5,181
MEDEXPRESS URGENT CARE PALM BEACH GARDENS		4,706	458	9%	5,164
HEALTH FIRST ADVENTHEALTH CENTRA CARE GATEWAY	1	4,634	523	10%	5,158
PHARMCO RX	2	4,845	299	6%	5,146
TRINITY SPRINGS		4,372	729	14%	5,101
TALLAHASSEE PRIMARY CARE ASSOCIATES		4,485	596	12%	5,081
RAULERSON HOSPITAL		4,199	832	17%	5,031
PARAMOUNT URGENT CARE - WINDERMERE	2	3,276	1,697	34%	4,975
BAPTIST HEALTH SOUTH FLORIDA - CORAL GABLES (UNIVERSITY) URGENT CARE		4,238	690	14%	4,928
BAPTIST HEALTH SOUTH FLORIDA - PINECREST URGENT CARE		4,219	699	14%	4,918
MINUTE CLINIC LLC		4,264	635	13%	4,899
BAPTIST HEALTH SOUTH FLORIDA - CORAL GABLES URGENT CARE		4,055	818	17%	4,873
PARAMOUNT URGENT CARE INC	1	2,663	2,140	45%	4,804

# COVID-19: testing by laboratory

Data through Apr 9, 2021 verified as of Apr 10, 2021 at 09:25 AM

Data in this report are provisional and subject to change.

The numbers in the table below represent the number of Florida and non-Florida residents for whom test results were received by the Department of Health. A person can be tested by more than one laboratory and can have both positive and negative results. **Therefore, the sum of the numbers in each column will be larger than the total number of people tested.**

Reporting lab	Inconclusive	Negative	Positive	Percent positive	Total
MEDEXPRESS URGENT CARE - LAKE LAND		4,213	583	12%	4,796
BAYFRONT HEALTH - SEVEN RIVERS		4,364	406	9%	4,770
MINUTECLINIC LLC # 0709		3,994	747	16%	4,741
BAPTIST HEALTH SOUTH FLORIDA - PALMETTO BAY URGENT CARE		3,949	764	16%	4,713
FLAGLER HOSPITAL LABORATORY	8	3,653	1,036	22%	4,697
BETHESDA HOSPITAL WEST		4,207	479	10%	4,686
MEASE DUNEDIN HOSPITAL	5	4,137	490	11%	4,632
ASCENSION SACRED HEART - EMERALD COAST		3,866	758	16%	4,624
NIGHT LITE PEDIATRICS	4	3,344	1,258	27%	4,606
BAYFRONT HEALTH - BROOKSVILLE		4,085	508	11%	4,593
PREMIER MEDICAL	2	4,492	94	2%	4,588
MOFFITT CANCER CENTER	6	4,409	97	2%	4,512
ADVENTHEALTH PROMPT CARE	2	3,249	1,222	27%	4,473
VENTURE MEDICAL OF FLORIDA LLC		4,133	335	7%	4,468
PREMIER URGENT CARE OF BREVARD LLC	4	3,903	558	12%	4,465
ADVENTHEALTH CENTRA CARE COLONIAL TOWN	2	3,968	469	11%	4,439
BAYFRONT HEALTH - PUNTA GORDA		4,040	327	7%	4,367
TWIN CITIES HOSPITAL	1	3,827	514	12%	4,342
DESOTO MEMORIAL HOSPITAL	3	3,560	766	18%	4,329
US BIOTEK LABORATORIES	15	3,941	369	9%	4,325
PALMS MEDICAL GROUP	5	2,978	1,336	31%	4,319
MEMORIAL HOSPITAL- MIRAMAR	12	3,978	321	7%	4,311
QUICK CARE MED PL	2	3,616	689	16%	4,307
BAYFRONT HEALTH - SPRING HILL		3,944	356	8%	4,300
GENESIS DIAGNOSTICS		4,021	247	6%	4,268
BAYA PHARMACY & URGENT CARE		3,147	1,110	26%	4,257
ENGLEWOOD COMMUNITY HOSPITAL		3,877	379	9%	4,256
ACCU REFERENCE MEDICAL LAB	9	3,438	795	19%	4,242
DOCTORS TEST CENTERS		3,743	481	11%	4,224
AMELIA URGENT CARE		2,583	1,620	39%	4,203
ADVENTIST HEALTH SYSTEMS SUNBELT IN DBA		3,709	470	11%	4,179
LAKESIDE MEDICAL CENTER		3,287	828	20%	4,115
MINUTECLINIC LLC #3463		3,417	662	16%	4,079
ADVENTHEALTH CENTRA CARE		3,620	450	11%	4,070
MEDEXPRESS URGENT CARE CAPE CORAL		3,502	567	14%	4,069
NIGHT LITE PEDIATRICS URGENT CARE	1	3,417	649	16%	4,067
MINUTECLINIC LLC #3631		3,412	610	15%	4,022
GENOSUR LLC	16	3,950	50	1%	4,016
MINUTECLINIC LLC 5852		3,396	570	14%	3,966
MINUTECLINIC LLC #5253		3,248	658	17%	3,906
MEDIPATH LLC		3,445	455	12%	3,900
MINUTECLINIC LLC #5249		3,141	726	19%	3,867
ADVENTHEALTH CENTRA CARE WINTER HAVEN	1	2,905	959	25%	3,865
MC DIAGNOSTIC OF CONNECTICUT, PC #2220		3,326	532	14%	3,858
BAPTIST HEALTH SOUTH FLORIDA - DAVIE URGENT CARE		3,166	685	18%	3,851
MEDEXPRESS URGENT CARE LEHIGH ACRES		3,269	517	14%	3,786

# COVID-19: testing by laboratory

Data through Apr 9, 2021 verified as of Apr 10, 2021 at 09:25 AM

Data in this report are provisional and subject to change.

The numbers in the table below represent the number of Florida and non-Florida residents for whom test results were received by the Department of Health. A person can be tested by more than one laboratory and can have both positive and negative results. **Therefore, the sum of the numbers in each column will be larger than the total number of people tested.**

Reporting lab	Inconclusive	Negative	Positive	Percent positive	Total
SIPARADIGM LLC	54	3,453	258	7%	3,765
MINUTECLINIC LLC #5190		3,092	662	18%	3,754
BAPTIST HEALTH SOUTH FLORIDA - WESTON URGENT CARE		3,250	488	13%	3,738
HIGHLANDS REGIONAL MEDICAL CENTER		2,878	793	22%	3,671
MINUTECLINIC LLC #5854		3,059	601	16%	3,660
BAYFRONTVENICEREGIONAL		3,519	117	3%	3,636
HEALTH FIRST ADVENTHEALTH CENTRA CARE COCOA		3,261	351	10%	3,612
CLARITY LAB SOLUTIONS LLC		3,608	4	0%	3,612
BARTOW REGIONAL MEDICAL CENTER	1	3,043	554	15%	3,598
CARENOW URGENT CARE	1	2,227	1,356	38%	3,584
PRECISION HEALTH SOLUTIONS		3,403	176	5%	3,579
ADVENT HEALTH - NEW SMYRNA		2,945	627	18%	3,572
HOLIDAY CVS LLC DBA CVS PHARMACY #5154		3,460	96	3%	3,556
PROHEALTH	3	1,970	1,578	44%	3,551
BRASHEAR'S VITAL CARE CORP		2,788	737	21%	3,525
BAPTIST HEALTH SOUTH FLORIDA - BRICKELL URGENT CARE		2,897	609	17%	3,506
VERILY LIFE SCIENCES	2	3,442	52	1%	3,496
LOWER KEYS MEDICAL CENTER		3,182	303	9%	3,485
BAPTIST HEALTH URGENT CARE AT SAWGRASS		2,866	582	17%	3,448
MINUTECLINIC LLC #3662		2,928	518	15%	3,446
ADVENTHEALTH CENTRA CARE KIDS LAKE MARY		3,176	257	7%	3,433
MIDWAY SPECIALTY CARE CENTER DIAGNOSTICS	38	3,149	238	7%	3,425
SPECTOR SCIENTIFIC LAB	14	2,498	907	27%	3,419
HEALTH FIRST ADVENTHEALTH CENTRA CARE MALABAR		3,087	330	10%	3,417
MEDEXPRESS URGENT CARE - DELAND		3,037	371	11%	3,408
IMMOKALEE CHD		3,155	234	7%	3,389
ADVENT HEALTH CENTRA CARE -WINTER PARK KIDS URGENT CARE	4	3,101	279	8%	3,384
MINUTECLINIC LLC #4415		2,859	511	15%	3,370
PARAMOUNT URGENT CARE - ORLANDO		2,337	1,013	30%	3,350
MINUTECLINIC LLC #7886		2,894	442	13%	3,336
MINUTECLINIC LLC #7887		2,904	428	13%	3,332
MINUTECLINIC LLC #1771		2,814	518	16%	3,332
MINUTECLINIC LLC # 3930		2,877	452	14%	3,329
MINUTECLINIC LLC #5214		2,843	480	14%	3,323
MEDONE PLLC		2,520	777	24%	3,297
PHYSICIANS REGIONAL MEDICAL CENTER - COLLIER BLVD	1	2,478	816	25%	3,295
MINUTECLINIC LLC #4458		2,736	537	16%	3,273
EXACT SCIENCES LABORATORIES, LLC		2,991	281	9%	3,272
MEDEXPRESS URGENT CARE - VERO BEACH		2,845	423	13%	3,268
WALGREEN CO	2	2,891	370	11%	3,263
MINUTECLINIC, LLC #4015		2,581	659	20%	3,240
MINUTECLINIC LLC #3814		2,749	488	15%	3,237
MINUTECLINIC LLC #7225		2,744	493	15%	3,237
MINUTECLINIC LLC # 0514		2,831	402	12%	3,233
SCION LAB SERVICES LLC	26	2,959	237	7%	3,222
SELECT LABORATORIES - MARION COUNTY, FL LLC	5	2,888	308	10%	3,201

# COVID-19: testing by laboratory

Data through Apr 9, 2021 verified as of Apr 10, 2021 at 09:25 AM

Data in this report are provisional and subject to change.

The numbers in the table below represent the number of Florida and non-Florida residents for whom test results were received by the Department of Health. A person can be tested by more than one laboratory and can have both positive and negative results. **Therefore, the sum of the numbers in each column will be larger than the total number of people tested.**

Reporting lab	Inconclusive	Negative	Positive	Percent positive	Total
PRIMEHEALTH URGENT CARE INC		2,732	468	15%	3,200
BAPTIST HEALTH EMERGENCY CENTER COUNTRY WALK	1	2,676	487	15%	3,164
BMCT Molecular Diagnostics Subsection		2,639	517	16%	3,156
MINUTECLINIC LLC # 3686		2,706	449	14%	3,155
MINUTECLINIC LLC #3257		2,637	514	16%	3,151
MINUTECLINIC, LLC #3204		2,614	512	16%	3,126
BAPTIST HEALTH - CLAY		2,704	409	13%	3,113
MEMORIAL HOSPITAL PEMBROKE	3	2,754	355	11%	3,112
AFC PHYSICIANS OF FLORIDA		2,391	716	23%	3,107
MARINERS HOSPITAL	1	2,793	295	10%	3,089
GESSLER CLINIC	2	2,111	946	31%	3,059
STEWART ROCKLEDGE HOSPITAL	1	2,701	351	11%	3,053
ADVENTHEALTH CENTRA CARE CONWAY		2,585	465	15%	3,050
MINUTECLINIC LLC #1055		2,497	549	18%	3,046
MARION E FETHER MEDICAL CENTER, THE		2,774	257	8%	3,031
MINUTECLINIC LLC #3291		2,593	435	14%	3,028
ACCESS POINT HEALTHCARE URGENT & PRIMARY CARE	2	2,330	684	23%	3,016
MINUTECLINIC LLC #3003		2,457	552	18%	3,009
MINUTECLINIC LLC #7973		2,586	399	13%	2,985
MINUTECLINIC, LLC #5817		2,461	507	17%	2,968
VETERANS AFFAIRS MEDICAL CENTER - ORLANDO	1	1,343	1,622	55%	2,966
PARAMOUNT URGENT CARE - OVIEDO		2,060	896	30%	2,956
MINUTECLINIC LLC # 3579		2,448	504	17%	2,952
KEYS AHEC SCHOOL MEDICAL CLINIC	15	2,800	129	4%	2,944
MINUTECLINIC LLC #3748		2,389	547	19%	2,936
MEDEXPRESS URGENT CARE CORAL SPRINGS		2,613	322	11%	2,935
MINUTECLINIC LLC #3705		2,583	346	12%	2,929
NXGEN MDX LLC	6	2,582	314	11%	2,902
MINUTECLINIC LLC # 7933		2,565	335	12%	2,900
MEDEXPRESS FORT MYERS		2,541	358	12%	2,899
STONE CLINICAL LABORATORIES		2,790	96	3%	2,886
WALGREENS ORLANDO	3	2,538	340	12%	2,881
MINUTECLINIC LLC #5924		2,458	414	14%	2,872
MINUTECLINIC LLC #7173		2,492	372	13%	2,864
MINUTECLINIC LLC #3255		2,531	331	12%	2,862
BLUE MED CONSULTANTS		2,753	108	4%	2,861
MINUTECLINIC, LLC (CLINIC 10699)		2,472	358	13%	2,830
CAREFAST+	1	2,065	762	27%	2,828
MINUTECLINIC LLC #5216		2,424	388	14%	2,812
BAPTIST HEALTH - OAKLEAF		2,354	450	16%	2,804
MINUTECLINIC LLC #3654		2,324	470	17%	2,794
BAPTIST HEALTHCARE - GULF BREEZE HOSPITAL	3	2,310	468	17%	2,781
CELESTA MEDICAL SERVICES LLC DBA - AMERICAN RESEARCH LABS		2,544	236	8%	2,780
MEDIQUICK URGENT CARE CENTERS INC		2,091	688	25%	2,779
CITRUS MEMORIAL HOSPITAL LABORATORY		2,251	504	18%	2,755
SACRED HEART HEALTH SYSTEM, INC	1	1,871	872	32%	2,744



# COVID-19: testing by laboratory

Data through Apr 9, 2021 verified as of Apr 10, 2021 at 09:25 AM

Data in this report are provisional and subject to change.

The numbers in the table below represent the number of Florida and non-Florida residents for whom test results were received by the Department of Health. A person can be tested by more than one laboratory and can have both positive and negative results. **Therefore, the sum of the numbers in each column will be larger than the total number of people tested.**

Reporting lab	Inconclusive	Negative	Positive	Percent positive	Total
VA PAIN CLINIC	4	2,639	97	4%	2,740
MINUTECLINIC LLC #4612		2,232	497	18%	2,729
PHYSICIANS PRIMARY CARE	2	2,464	260	10%	2,726
BAY MEDICAL CENTER SACRED HEART HEALTH SYSTEM		2,120	602	22%	2,722
MEDEXPRESS URGENT CARE - CLEWISTON		2,255	449	17%	2,704
MINUTECLINIC LLC #4024		2,348	342	13%	2,690
MINUTECLINIC LLC #3285		2,335	345	13%	2,680
MINUTECLINIC LLC #3648		2,196	480	18%	2,676
MINUTECLINIC LLC #1807		2,245	425	16%	2,670
HEALTH CARE DISTRICT OF PALM BEACH COUNTY	2	2,423	224	8%	2,649
ADVENT HEALTH - DADE CITY		2,325	318	12%	2,643
EMERALD COAST URGENT CARE, LLC	1	1,970	660	25%	2,631
AFC PHYSICIANS OF FLORIDA PA		2,097	530	20%	2,627
CHARLES AIESI CONSULTING INC	13	2,328	284	11%	2,625
MINUTECLINIC LLC #476		2,267	356	14%	2,623
BAPTIST HEALTH SOUTH FLORIDA - MIAMI BEACH URGENT CARE		2,228	391	15%	2,619
MINUTECLINIC LLC #4201		2,273	338	13%	2,611
MINUTECLINIC LLC #6007		2,235	373	14%	2,608
MEDEXPRESS URGENT CARE BOCA RATON		2,362	236	9%	2,598
VITRO MOLECULAR LABORATORIES	50	2,363	184	7%	2,597
MINUTECLINIC LLC #1350		2,263	314	12%	2,577
MINUTECLINIC LLC #3635		2,230	344	13%	2,574
ADVENT HEALTH - OCALA		2,124	447	17%	2,571
DONALD W ROBERTSON DO PA		2,004	561	22%	2,565
LAKELAND REGIONAL HEALTH PABLO		2,257	299	12%	2,556
MINUTECLINIC LLC #1821		2,280	263	10%	2,543
DR G'S URGENT CARE		2,204	334	13%	2,538
MINUTECLINIC LLC #8381		2,201	336	13%	2,537
AMELIA EXPRESS CARE LLC	10	2,201	326	13%	2,537
JUPITER MEDICAL CENTER URGENT CARE		1,967	558	22%	2,525
PATIENTS FIRST - THOMASVILLE ROAD		2,247	278	11%	2,525
MINUTECLINIC LLC #5069		2,108	401	16%	2,509
EMERGENCY PHYSICIANS MEDICAL CENTER		1,400	1,106	44%	2,506
EMERALD COAST URGENT CARE LLC		1,825	657	26%	2,482
PARRISH MEDICAL CENTER	1	2,171	303	12%	2,475
FLORIDA MEDICAL CLINIC	3	1,130	1,333	54%	2,466
MINUTECLINIC LLC #5157		2,129	318	13%	2,447
TAMPA COMMUNITY HOSPITAL		2,099	341	14%	2,440
BOND URGENT CARE LLC		1,828	592	24%	2,420
WHOLE FAMILY HEALTH CENTER INC		1,980	439	18%	2,419
PHYSICIANS STAT LAB	3	1,076	1,340	55%	2,419
COMMUNITY HEALTH NORTHWEST FLORIDA	4	1,856	555	23%	2,415
JACKSON HOSPITAL CLINICAL LABORATORY		2,096	314	13%	2,410
LAKE WALES MEDICAL CENTER INC		2,108	289	12%	2,397
MINUTECLINIC, LLC # 4469		2,093	284	12%	2,377
ASCENSION SACRED HEART - GULF		1,811	539	23%	2,350



# COVID-19: testing by laboratory

Data through Apr 9, 2021 verified as of Apr 10, 2021 at 09:25 AM

Data in this report are provisional and subject to change.

The numbers in the table below represent the number of Florida and non-Florida residents for whom test results were received by the Department of Health. A person can be tested by more than one laboratory and can have both positive and negative results. **Therefore, the sum of the numbers in each column will be larger than the total number of people tested.**

Reporting lab	Inconclusive	Negative	Positive	Percent positive	Total
NCHMD INC		1,962	367	16%	2,329
MINUTECLINIC LLC #1815		2,067	249	11%	2,316
PHYSICIAN ASSOCIATES		2,070	241	10%	2,311
LEE HEALTH - COCONUT POINT CLINICAL LAB	2	1,872	433	19%	2,307
INTELEX LABS, LLC		2,230	75	3%	2,305
CORE DIAGNOSTIC LABORATORIES LLC	17	1,955	326	14%	2,298
MINI ER WATERFORD LAKES, THE		1,955	315	14%	2,270
MINUTECLINIC LLC #214		1,913	356	16%	2,269
ASSOCIATED PATHOLOGISTS, LLC	3	1,868	394	17%	2,265
MEDEXPRESS PORT CHARLOTTE		2,022	238	11%	2,260
MAGNOLIA DIAGNOSTICS, LLC	62	1,958	231	10%	2,251
GENOME LLC	2	2,077	168	7%	2,247
UNIVERSITY OF NORTH FLORIDA STUDENT HEALTH		2,161	76	3%	2,237
PRIMEHEALTH URGENT CARE	1	1,865	361	16%	2,227
FLOWERS HOSPITAL		1,979	192	9%	2,171
MINUTECLINIC LLC #3236		1,841	320	15%	2,161
OPTUM LABS LLC	1	1,929	196	9%	2,126
PENSACOLA PEDIATRICS PA	1	1,950	175	8%	2,126
NCH NORTHEAST	7	1,652	440	21%	2,099
FIU-HEALTH AUXILIARY LABORATORY	6	1,946	126	6%	2,078
MARTIN HEALTH SYSTEM - ST LUCIE WEST		1,862	189	9%	2,051
BAPTIST HEALTH EMERGENCY CENTER AT WEST CORAL WAY		1,655	395	19%	2,050
MINUTECLINIC LLC #3637		1,650	393	19%	2,043
GENUS3		1,945	74	4%	2,019
WILLIAM OWEN PASS PARK		1,738	257	13%	1,995
BARDMOOR LABORATORY	9	1,677	306	15%	1,992
DOC SMILEYS URGENT CARE LLC		1,624	361	18%	1,985
LITTLE PINE PEDIATRICS	1	1,707	275	14%	1,983
DOC SMILEY'S URGENT CARE		1,706	247	13%	1,953
ARCPPOINT LABS		1,360	585	30%	1,945
MEDFAST URGENT CARE CENTERS LLC	2	608	1,325	68%	1,935
MEDICAL CONSULTANTS OF FLORIDA, LLC	2	1,616	295	15%	1,913
BAYFRONT HEALTH - CITRUS HILLS		1,655	222	12%	1,877
ADVANCED MEDICAL OF NAPLES LLC		1,658	194	10%	1,852
WHITE WILSON MEDICAL CENTER		479	1,359	74%	1,838
BROWNWOOD CARE CENTER		1,604	227	12%	1,831
LABORATORY SPECIALISTS OF MICHIGAN		1,511	318	17%	1,829
MINUTECLINIC, LLC #3245		1,474	344	19%	1,818
MIAMI JEWISH HEALTH SYSTEMS		1,745	73	4%	1,818
KETAMINE HEALTH CENTERS LLC	1	1,661	152	8%	1,814
STATMED OCALA	6	1,612	191	11%	1,809
GENESIS LABORATORY MANAGEMENT	14	1,533	244	14%	1,791
NEIGHBORHOOD MEDICAL CENTER INC	17	1,574	183	10%	1,774
MINUTECLINIC LLC		1,553	221	12%	1,774
MINUTECLINIC LLC #8927		1,512	255	14%	1,767
RIVER TOWN DIAGNOSTIC LLC		1,470	286	16%	1,756

# COVID-19: testing by laboratory

Data through Apr 9, 2021 verified as of Apr 10, 2021 at 09:25 AM

Data in this report are provisional and subject to change.

The numbers in the table below represent the number of Florida and non-Florida residents for whom test results were received by the Department of Health. A person can be tested by more than one laboratory and can have both positive and negative results. **Therefore, the sum of the numbers in each column will be larger than the total number of people tested.**

Reporting lab	Inconclusive	Negative	Positive	Percent positive	Total
SPARROW HEALTHCARE	2	1,482	254	15%	1,738
IGENOMIX USA LLC	50	1,524	160	9%	1,734
GRAVITY DIAGNOSTICS, LLC	5	1,571	156	9%	1,732
Community_Health		1,533	199	11%	1,732
NORTH SHORE LONG ISLAND JEWISH HEALTH	1	1,633	90	5%	1,724
MINUTECLINIC LLC #5187		1,505	215	13%	1,720
READY RESPONDERS FLORIDA, PLLC		1,475	237	14%	1,712
ED FRASER MEMORIAL HOSPITAL		1,454	247	15%	1,701
JW PLASTIC SURGERY		1,449	244	14%	1,693
BIO-TECH CLINICAL LABORATORIES INC		1,474	210	12%	1,684
LABTECH DIAGNOSTIC		1,387	290	17%	1,677
PROHEALTH MEDICAL CLINIC		1,033	635	38%	1,668
SHELL POINT NURSING PAVILION	1	1,554	73	4%	1,628
OPTUMCARE FLORIDA LLC		1,337	288	18%	1,625
ELLENTON URGENT CARE		1,379	234	15%	1,613
OPTEO LABORATORY		1,568	34	2%	1,602
PROJECT HEALTH, INC SUMTERVILLE	5	1,304	280	18%	1,589
ER QUICKCARE PL		1,362	218	14%	1,580
PATIENTS FIRST LAKE ELLA MEDICAL CENTER		1,422	157	10%	1,579
ASSURANCE SCIENTIFIC LABORATORIES	1	1,294	283	18%	1,578
MELBOURNE MEDICAL LABORATORY	2	1,366	203	13%	1,571
SUNRISE URGENT CARE ASSOCIATES LLC D/B/A	9	1,080	477	30%	1,566
TOM LEE COMMUNITY HEALTH CENTER		1,058	503	32%	1,561
MEDEXPRESS URGENT CARE - JAX ATLANTIC BLVD		1,344	211	14%	1,555
BAPTIST HEALTH SOUTH FLORIDA - COUNTRY WALK URGENT CARE EXPRESS		1,317	238	15%	1,555
FLORIDA DEPARTMENT OF HEALTH IN POLK COUNTY	2	1,192	358	23%	1,552
FIRST QUALITY LABORATORY		1,449	98	6%	1,547
HEALTH CENTRAL CLINICAL LABORATORY		1,371	166	11%	1,537
BIOCERNA LLC	9	1,346	165	11%	1,520
UNIVERSITY OF ALABAMA AT BIRMINGHAM		1,468	48	3%	1,516
PEDIATRIC HEALTH CARE ALLIANCE - NORTHDALE		1,384	132	9%	1,516
VRL EUROFINIS		1,475	40	3%	1,515
BAPTIST HEALTH SOUTH FLORIDA - KEY BISCANE URGENT CARE EXPRESS		1,301	188	13%	1,489
PARAMOUNT URGENT CARE VILLAGES		952	532	36%	1,484
INNOVATIVE TRANSFUSION MEDICINE, INC	11	1,291	175	12%	1,477
CAREMED CLINIC LLC	1	1,171	294	20%	1,466
BAPTIST HEALTHCARE - JAY HOSPITAL	3	1,085	373	26%	1,461
CAREFAST MURABELLA		967	490	34%	1,457
ADVANCE MEDICAL OF NAPLES		327	1,124	77%	1,451
BROAD INSTITUTE CLINICAL SEQUENCING RESEARCH PLATFORM	13	1,383	49	3%	1,445
NYU HOSPITALS CENTER CLINICAL LABORATORIES		1,395	46	3%	1,441
UHEALTH DEERFIELD BEACH/UMSYLVESTER DEERFIELD BEACH LABORATORY	3	1,380	55	4%	1,438
QUICK CARE MED		1,142	295	21%	1,437
UHEALTH CLINIC AT WALGREENS		1,163	272	19%	1,435
ST ANNES NURSING CENTER		1,399	31	2%	1,430
SMA LAB	12	1,256	157	11%	1,425

# COVID-19: testing by laboratory

Data through Apr 9, 2021 verified as of Apr 10, 2021 at 09:25 AM

Data in this report are provisional and subject to change.

The numbers in the table below represent the number of Florida and non-Florida residents for whom test results were received by the Department of Health. A person can be tested by more than one laboratory and can have both positive and negative results. **Therefore, the sum of the numbers in each column will be larger than the total number of people tested.**

Reporting lab	Inconclusive	Negative	Positive	Percent positive	Total
PATIENTS CHOICE LABORATORIES		831	592	42%	1,423
PARAMOUNT URGENT CARE - CLERMONT		807	614	43%	1,421
TREASURE COAST MEDICAL ASSOCIATES INC		747	673	47%	1,420
TEMPUS CLINICAL LABORATORY	10	1,254	152	11%	1,416
ADVENTHEALTH CENTRA CARE TRINITY		1,229	185	13%	1,414
COASTAL LABORATORIES	1	1,120	287	20%	1,408
MYTEST DIAGNOSTICS		1,332	68	5%	1,400
EUROFINS NTD, LLC		1,346	44	3%	1,390
AMELIA EXPRESS CARE	1	772	616	44%	1,389
PALM BAY HOSPITAL CLINICAL LABORATORY		1,005	376	27%	1,381
CREEKSIDE CARE CENTER	1	1,191	175	13%	1,367
ABSOLUTE GENOMICS	2	1,141	215	16%	1,358
ASCENSION ST VINCENT'S - SOUTHSIDE		1,308	49	4%	1,357
APALACHEE CORRECTIONAL INSTITUTION EAST UNIT		1,322	26	2%	1,348
VAVA PARTNERS LLC		528	819	61%	1,347
ADDICTION LABS OF AMERICA	3	1,230	79	6%	1,312
PRIMARY CARE SOUTH INC		851	455	35%	1,306
AMERICAN SCIENTIFIC LABORATORIES LLC		1,286	19	1%	1,305
XPRESS URGENT CARE	4	1,097	196	15%	1,297
HOLIDAY CVS LLC DBA CVSPHARMACY #5155		1,222	62	5%	1,284
LAB24 INC	3	595	676	53%	1,274
NORTH VISTA HOSPITAL LABORATORY		1,079	188	15%	1,267
PALM HARBOR PHARMACY		1,090	165	13%	1,255
NAPLES URGENT CARE	1	817	434	35%	1,252
SOLARIS HEALTHCARE PALATKA		1,137	103	8%	1,240
NORTH FLORIDA PEDIATRICS-TALLAHASSEE	1	1,131	103	8%	1,235
STAGEZERO LIFE SCIENCES INC	4	1,126	103	8%	1,233
ST PETERSBURG PEDIATRICS	1	1,109	118	10%	1,228
ADVANCED DIAGNOSTIC LABORATORY		1,180	47	4%	1,227
USF MORSANI CENTER FOR ADVANCED HEALTH CARE		1,072	148	12%	1,220
PALM BEACH ATLANTIC UNIVERSITY		1,183	37	3%	1,220
PROJECT HEALTH INC	4	1,036	177	15%	1,217
LPG COCONUT POINT		1,014	202	17%	1,216
CLINICORE		1,124	91	7%	1,215
PROFESSIONAL HEALTH EXAMINERS DBA PROHEALTH	1	984	224	19%	1,209
CARENOW URGENT CARE - FORT PIERCE		860	348	29%	1,208
NORTH FLORIDA PEDIATRICS - LAKE CITY		981	219	18%	1,200
EPN URGENT CARE NAPLES	2	792	405	34%	1,199
COASTAL PEDIATRIC GROUP		1,039	156	13%	1,195
ACCESS MEDICAL LABS		746	448	38%	1,194
GROWING TOGETHER PEDIATRICS LLC		1,127	64	5%	1,191
ARCPOINT LABS OF CORAL SPRINGS FL		990	188	16%	1,178
PEDIATRICS OF CENTRAL FLORIDA PA	20	1,082	60	5%	1,162
PENSACOLA PEDIATRICS	4	911	236	21%	1,151
CATALYST WALK IN CLINIC		908	232	20%	1,140
COLLIER URGENT CARE CENTERS CREEKSIDE		1,000	137	12%	1,137

# COVID-19: testing by laboratory

Data through Apr 9, 2021 verified as of Apr 10, 2021 at 09:25 AM

Data in this report are provisional and subject to change.

The numbers in the table below represent the number of Florida and non-Florida residents for whom test results were received by the Department of Health. A person can be tested by more than one laboratory and can have both positive and negative results. **Therefore, the sum of the numbers in each column will be larger than the total number of people tested.**

Reporting lab	Inconclusive	Negative	Positive	Percent positive	Total
CAPSTONE HEALTHCARE		802	330	29%	1,132
VERITAS GENETICS	61	945	119	11%	1,125
STEWART REFERENCE LABORATORY	1	611	506	45%	1,118
EMERALD COAST PEDIATRICS		1,058	57	5%	1,115
TYNDALL AIR FORCE BASE		902	210	19%	1,112
GENEIQ		1,035	63	6%	1,098
XYZ LABORATORY	8	942	146	13%	1,096
PRIMARY CARE OF THE TREASURE COAST		950	134	12%	1,084
PROFESSIONAL HEALTH EXAMINERS		925	147	14%	1,072
FISHERMENS HOSPITAL CLINICAL LAB		973	93	9%	1,066
AMERICAN FAMILY CARE PENSACOLA WEST		533	533	50%	1,066
HENDRY REGIONAL MEDICAL CENTER CLINICAL LABORATORY		809	254	24%	1,063
RAINBOW RIVER MEDICAL LABORATORY		978	83	8%	1,061
CAPE CANAVERAL HOSPITAL		773	286	27%	1,059
INTERLACHEN PEDIATRICS PA		1,002	55	5%	1,057
INTERLACHEN PEDIATRICS		1,014	41	4%	1,055
MINUTECLINIC, LLC DBA MINUTECLINIC #4717		1,005	42	4%	1,047
LENCO MEDICAL LABORATORY		989	54	5%	1,043
EAST LAKE PEDIATRICS		919	123	12%	1,042
HALIFAX MEDICAL CENTER-PORT ORANGE LAB		876	145	14%	1,021
VRL EUROFINIS - DALLAS		996	13	1%	1,009
VERITOR		850	158	16%	1,008
PHAROS HEALTH		756	247	25%	1,003
THE HEALTH CENTER OF PLANT CITY		926	77	8%	1,003
WOODLANDS MEDICAL SPECIALISTS		741	262	26%	1,003
SPEARHEAD MEDICAL		906	95	9%	1,001
ADVENTHEALTH EXPRESS CARE AT WALGREENS		862	129	13%	991
LAKELAND REGIONAL HEALTH - PWC/OB		36	954	96%	990
NORTH FLORIDA PEDIATRICS PA - SUWANNEE	3	852	129	13%	984
NORTH OKALOOSA MEDICAL CENTER		622	340	35%	962
HISTOPATHOLOGY SERVICES, LLC		848	107	11%	955
BAPTIST HEALTH - MD ANDERSON CANCER CENTER		945	5	1%	950
UNIVERSITY OF WEST FLORIDA STUDENT HEALTH SERVICES	1	820	127	13%	948
COVANCE CLINICAL RESEARCH UNIT INC		922	26	3%	948
C.W. BILL YOUNG VA MEDICAL CENTER	1	21	923	98%	945
MOLECULAR TESTING LABS		852	89	9%	941
CHILDRENS MEDICAL ASSOCIATION		852	86	9%	938
ENCOMPASS HEALTH		915	22	2%	937
LOOP PEDIATRICS PA	3	785	148	16%	936
INTEGRITY LABORATORIES, LLC	4	758	165	18%	927
TACACHALE CLINICAL LABORATORY	1	876	49	5%	926
GENE TOX WORLDWIDE	60	736	125	14%	921
NORTH SHORE LIJ URGENT CARE PC		867	54	6%	921
FAST TRACK URGENT CARE CENTER		4	915	100%	919
NORTH FLORIDA PEDIATRICS PA	2	795	115	13%	912
CONSULATE HEALTH CARE OF NEW PORT RICHEY	2	783	126	14%	911

# COVID-19: testing by laboratory

Data through Apr 9, 2021 verified as of Apr 10, 2021 at 09:25 AM

Data in this report are provisional and subject to change.

The numbers in the table below represent the number of Florida and non-Florida residents for whom test results were received by the Department of Health. A person can be tested by more than one laboratory and can have both positive and negative results. **Therefore, the sum of the numbers in each column will be larger than the total number of people tested.**

Reporting lab	Inconclusive	Negative	Positive	Percent positive	Total
CVS HEALTH		715	193	21%	908
CLARITY LABS		810	97	11%	907
VIERA HOSPITAL, INC		720	182	20%	902
MINUTE CLINIC INCORPORATE		866	34	4%	900
LEE COUNTY EMERGENCY MEDICAL SERVICE	1	777	121	13%	899
DEPARTMENT OF CLINICAL LABS	1	878	20	2%	899
JACKSONVILLE BEACH PEDIATRIC CARE CENTER □		828	66	7%	894
NORTH FLORIDA MEDICAL GROUP		742	152	17%	894
BREVARD HEALTH ALLIANCE		613	278	31%	891
Point of Care Testing	1	125	761	86%	887
BREVARD HEALTH ALLIANCE INC, THE		828	50	6%	878
CYPRESS VILLAGE	1	850	25	3%	876
REDI MED LLC		705	165	19%	870
24 HOUR PEDIATRIC CARE CENTER	4	798	59	7%	861
DOCTOR'S MEMORIAL HOSPITAL		694	165	19%	859
SPRING HILL HEALTH AND REHABILITATION CENTER		834	25	3%	859
COASTAL PHYSICIANS, LLC		694	164	19%	858
BETHESDA HEALTH URGENT CARE		727	131	15%	858
NCHMD, INC SOUTHEAST IMMEDIATE CARE		666	188	22%	854
PALM GARDEN OF PORT SAINT LUCIE		835	10	1%	845
SOLARIS HEALTHCARE CHARLOTTE HARBOR		795	50	6%	845
CRUCIAL CARE EMERGENCY MEDICINE DOCTORS		675	169	20%	844
Tampa Lakes Health and Rehabilitation Center	2	769	73	9%	844
AUGUSTUS LABS LLC		696	147	17%	843
FAMILY HEALTH CENTERS OF SWF LABS	2	737	101	12%	840
CENTRAL FLORIDA HEALTH CARE INC		714	118	14%	832
CARE ONE OF FLORIDA LLC		576	256	31%	832
EAST LAKE PEDIATRICS PA		754	75	9%	829
CALHOUN LIBERTY HOSPITAL		664	163	20%	827
ANY LAB TEST NOW	1	560	260	32%	821
MEDLAB DIAGNOSTICS, LLC		763	58	7%	821
PALACE NURSING HOME & REHAB CENTER		780	39	5%	819
PEBBLEBROOK PHARMACY	1	689	129	16%	819
FLORIDA HOSPITAL ORLANDO		743	74	9%	817
MINUTECLINIC LLC, #10357		811	6	1%	817
PRIMARY CARE SERVICES AT ST ANDREWS ESTATES		814			814
ASAP LABS LLC	7	655	151	19%	813
FAMILY HEALTH CENTERS OF SOUTHWEST FLORIDA INC		723	89	11%	812
LIFE CARE CENTER OF NEW PORT RICHEY		774	37	5%	811
FG RAPID RESULTS	5	470	336	41%	811
ASCENSION ST VINCENT'S - CLAY		775	35	4%	810
CLINICAL PATHOLOGY LABS INC		728	82	10%	810
MIDWAY SPECIATLY CARE CENTER	1	584	222	28%	807
PRIMARY CARE SERVICES AT INDIAN RIVER ESTATES		782	25	3%	807
FLORIDA GULF COAST UNIVERSITY		611	192	24%	803
Fernandina Beach Rehabilitation and Nursing Center	1	782	19	2%	802

# COVID-19: testing by laboratory

Data through Apr 9, 2021 verified as of Apr 10, 2021 at 09:25 AM

Data in this report are provisional and subject to change.

The numbers in the table below represent the number of Florida and non-Florida residents for whom test results were received by the Department of Health. A person can be tested by more than one laboratory and can have both positive and negative results. **Therefore, the sum of the numbers in each column will be larger than the total number of people tested.**

Reporting lab	Inconclusive	Negative	Positive	Percent positive	Total
ALTAMONTE MD		589	213	27%	802
LAB DOCTOR		705	96	12%	801
AMERICAN MEDICAL RESPONSE		793	8	1%	801
DYNIX DIAGNOSTICS	2	528	269	34%	799
GOLDEN GATE FAMILY CLINIC		332	467	58%	799
NITE LITE PEDIATRICS		234	564	71%	798
TELESCOPE HEALTH LLC	4	671	121	15%	796
NONE		308	487	61%	795
FLAGLER COUNTY HEALTH DEPARTMENT	3	614	177	22%	794
Victoria Nursing and Rehabilitation Center		735	54	7%	789
VITAS HEALTHCARE CORPORATION OF FLA	1	776	5	1%	782
POINT WASHINGTON MEDICAL CLINIC	1	570	208	27%	779
DAIRY ROAD URGENT CARE	2	643	134	17%	779
BERNHARDT LABORATORIES	2	701	76	10%	779
EXPRESS PHARMACY		714	57	7%	771
SOUTHEAST ALABAMA MEDICAL CENT		711	56	7%	767
VENICE REGIONAL BAYFRONT HEALTH (PULMONARY)		637	130	17%	767
MACDILL AIR FORCE BASE		713	51	7%	764
KENDALL HEALTHCARE PROPERTIES DBA	2	733	28	4%	763
AFC URGENT CARE CLEARWATER	1	171	588	77%	760
GULF COAST VILLAGE		716	40	5%	756
ETHOS WELLNESS PHARMACY		708	48	6%	756
WILLOWBROOKE COURT AT EDGEWATER POINTE ESTATES		747	9	1%	756
NORTHEAST FLORIDA NEUROLOGY CLINICS, INC		637	113	15%	750
MOORINGS PARK INSTITUTE, INC, THE		722	28	4%	750
PENSACOLA PEDIATRICS PA - TIGER POINT	22	718	8	1%	748
ORLANDO HEALTH AND REHAB CENTER		700	44	6%	744
SANTA ROSA MEDICAL GROUP		575	167	23%	742
ADVENT HEALTH LAB - ORLANDO		434	306	41%	740
PEDIATRIC HEALTHCARE ALLIANCE		695	42	6%	737
PHYSICIANS STAT LAB INC		647	90	12%	737
MAIN STREET MEDICAL CENTER		208	528	72%	736
PALM GARDEN OF VERO BEACH		687	46	6%	733
BOND AND STEELE CLINIC PA		515	205	28%	720
RESTORE HEALTH URGENT CARE		575	144	20%	719
DISNEY COVID TEST SITE		703	14	2%	717
CITY MEDICAL OF NEW JERSEY, PC		650	67	9%	717
Crestview Rehabilitation Center	5	583	129	18%	717
BOCA GRANDE HEALTH CLINIC		676	38	5%	714
ADVENTHEALTH MEDICAL GROUP PROMPT CARE		504	207	29%	711
MEDICAL CENTER OF DELTONA, INC		602	105	15%	707
LIFE CARE CENTER OF PENSACOLA		657	49	7%	706
GRAND COURT TAMPA		701	4	1%	705
WHITE-WILSON MEDICAL CENTER - FORT WALTON BEACH		680	23	3%	703
MOUNT SINAI LABORATORY		666	33	5%	699
CARITHERS PEDIATRIC GROUP		644	55	8%	699

# COVID-19: testing by laboratory

Data through Apr 9, 2021 verified as of Apr 10, 2021 at 09:25 AM

Data in this report are provisional and subject to change.

The numbers in the table below represent the number of Florida and non-Florida residents for whom test results were received by the Department of Health. A person can be tested by more than one laboratory and can have both positive and negative results. **Therefore, the sum of the numbers in each column will be larger than the total number of people tested.**

Reporting lab	Inconclusive	Negative	Positive	Percent positive	Total
PREMIER MEDICAL LABORATORY SERVICES	2	468	225	32%	695
BOND CLINIC PA PEDIATRICS DEPT		643	50	7%	693
ORANGE BLOSSOM FAMILY HEALTH		657	35	5%	692
NORTH FL SOUTH GA HCS-LAKE CITY		676	14	2%	690
LIFE CARE CENTER OF ORANGE PARK		657	32	5%	689
BUFFALO CROSSING HEALTHCARE & REHABILITATION CTR		670	16	2%	686
J AND G MEDICAL GROUP LLC		566	120	17%	686
NCH HEALTHCARE SYSTEM MICROBIOLOGY LAB		2	681	100%	683
SUWANNEE HEALTH AND REHABILITATION CENTER		677	5	1%	682
GULF COAST MOLECULAR LABORATORIES	13	561	104	15%	678
JOHN KNOX VILLAGE HEALTH CENTER		652	26	4%	678
MEDICAL FP - WHOLE FAMILY HEALTH CENTER		556	120	18%	676
NATURE COAST MEDICAL GROUP		561	115	17%	676
THE PRESERVE		665	10	1%	675
TREE HOUSE PEDIATRICS PLLC		606	67	10%	673
PEDIATRIC HEALTHCARE ALLIANCE PA		620	52	8%	672
MEDONE URGENT CARE CENTER		449	223	33%	672
MINI ER ADULT AND PEDIATRIC URGENT CARE		574	98	15%	672
FORT MYERS INTERNAL MEDICINE, LLC		604	65	10%	669
WHITE WILSON MEDICAL CENTER PA - NAVARRE		545	121	18%	666
DIAMOND RIDGE HEALTH AND REHABILITATION		627	35	5%	662
VETERANS AFFAIRS MEDICAL CENTER	1	44	617	93%	662
ST JOHN'S NURSING CENTER		637	24	4%	661
MANOR PINES CONVALESCENT CENTER LLC	1	638	22	3%	661
MANOR CARE HEALTH SERVICES - FT MYERS		633	26	4%	659
CLEWISTON NURSING AND REHABILITATION CENTER		644	14	2%	658
POINT OF CARE TESTING SITE		630	26	4%	656
BALDWIN PEDIATRICS	1	624	30	5%	655
HOLMES REGIONAL MEDICAL CENTER		11	643	98%	654
EDEN SPRINGS NURSING AND REHAB CENTER		541	111	17%	652
GOLDEN GLADES NURSING & REHABILITATION CTR		632	18	3%	650
CLINICAL ENTERPRISE, INC		629	21	3%	650
MAVERICK LABS		461	188	29%	649
ARTHREX MEDICAL CENTER	1	522	125	19%	648
MID-FLORIDA PATHOLOGY		480	164	25%	644
LIFE CARE CENTER OF HILLIARD		621	22	3%	643
BHA CENTRAL COUNTY CLINIC		568	74	12%	642
WILLOW BROOKE COURT AT INDIAN RIVER ESTATES		598	44	7%	642
NCH HEALTHCARE BONITA		503	138	22%	641
PALM GARDEN OF CLEARWATER		623	18	3%	641
MEDONE URGENT CARE AT ST. AUGUSTINE		216	424	66%	640
MILLER BIOCONNECT		574	63	10%	637
VITAS HEALTHCARE CORP OF CENTRAL FL		611	25	4%	636
MAYFLOWER ASSISTED LIVING		627	7	1%	634
PHYSICIANS PRIMARY CARE LAB	1	552	77	12%	630
WATSON THERAPEUTICS INC	1	592	33	5%	626



# COVID-19: testing by laboratory

Data through Apr 9, 2021 verified as of Apr 10, 2021 at 09:25 AM

Data in this report are provisional and subject to change.

The numbers in the table below represent the number of Florida and non-Florida residents for whom test results were received by the Department of Health. A person can be tested by more than one laboratory and can have both positive and negative results. **Therefore, the sum of the numbers in each column will be larger than the total number of people tested.**

Reporting lab	Inconclusive	Negative	Positive	Percent positive	Total
EMERALD SHORES HEALTH AND REHABILITATION		526	97	16%	623
OCALA FAMILY MEDICAL CENTER INC	2	540	77	12%	619
Signature HealthCare Center of Waterford		582	35	6%	617
SEBASTIAN RIVER MEDICAL CENTER	2	441	174	28%	617
NSPIRE HEALTHCARE MIAMI LAKES	8	594	15	2%	617
CHILDRENS CLINIC WEST FLORIDA PEDIATRICS		564	52	8%	616
VETERANS AFFAIRS MEDICAL CENTER - JAMES A HALEY			616	100%	616
CLIFFORD CHESTER SIMS STATE VETERANS		601	12	2%	613
RAINBOW PEDIATRIC CENTER PA		575	38	6%	613
HOLY CROSS HOSPITAL		12	598	98%	610
SABAL PALMS HEALTH AND REHAB		557	52	9%	609
CONSULATE HEALTHCARE OF VERO BEACH	14	512	83	14%	609
SOUTHERN OAKS CARE CENTER	1	565	37	6%	603
PATIENTS FIRST - MAHAN DRIVE		164	436	73%	600
DASCENA, INC	3	537	60	10%	600
PALM GARDEN OF TAMPA		570	29	5%	599
BAPTIST PRIMARY CARE	2	475	115	19%	592
BROOKDALE FORT MYERS CYPRESS LAKE		590	2	0%	592
LIFEBRITE	2	375	214	36%	591
HMA SANTA ROSA MEDICAL CENTER LLC DBA		469	122	21%	591
BALDOMERO LOPEZ STATE VETERANS NURSING HOME	2	584	4	1%	590
MANOR CARE NURSING CENTER OF SARASOTA FL LLC		503	87	15%	590
EXPRESS URGENT CARE LLC		1	588	100%	589
THERADOC		152	436	74%	588
CONTINENTAL CLINICAL RESEARCH, LLC		527	59	10%	586
CHILDRENS MEDICAL ASSOCIATION PA		519	67	11%	586
SEMINOLE NURSING PAVILION		577	8	1%	585
AMERICA'S PHARMACY LLC		514	70	12%	584
SOLARIS HEALTHCARE LAKE CITY		482	101	17%	583
SHORELINE PHYSICIAN GROUP		364	219	38%	583
VALENCIA HILLS HEALTH AND REHABILITATION CENTER		567	14	2%	581
Plantation Bay Rehabilitation Center		557	24	4%	581
HEARTLAND PEDIATRICS OF LAKE WALES		525	56	10%	581
HARBOUR HEALTH CENTER		561	17	3%	578
SHORE ACRES CARE CENTER		538	40	7%	578
BRISTOL AT TAMPA, THE	4	564	9	2%	577
PIONEER CLINICAL LAB LLC		470	107	19%	577
VILLA MARIA NURSING & REHAB CENTER INC	1	560	14	2%	575
QUOTIENT SCIENCES		558	17	3%	575
DAVITA LABORATORY		471	104	18%	575
AFC URGENT CARE FAMILY CARE			575	100%	575
DXTERITY DIAGNOSTICS	2	535	36	6%	573
SIGNATURE HEALTHCARE OF BROOKWOOD GARDENS		565	8	1%	573
PALM GARDEN OF OCALA		475	98	17%	573
TENNESSEE DOH - NASHVILLE	2	504	66	12%	572
MEDICAL VB		451	121	21%	572



# COVID-19: testing by laboratory

Data through Apr 9, 2021 verified as of Apr 10, 2021 at 09:25 AM

Data in this report are provisional and subject to change.

The numbers in the table below represent the number of Florida and non-Florida residents for whom test results were received by the Department of Health. A person can be tested by more than one laboratory and can have both positive and negative results. **Therefore, the sum of the numbers in each column will be larger than the total number of people tested.**

Reporting lab	Inconclusive	Negative	Positive	Percent positive	Total
PALMETTO FAMILY HEALTHCARE	1	369	199	35%	569
PRINCIPLE LABORATORY	8	550	7	1%	565
ECCOLAB GROUP	1	148	413	73%	562
PREMIER MEDICAL CENTER LLC	11	523	28	5%	562
MICHAEL A MIDDLETON MD PA□		532	29	5%	561
UNIVERSITY OF TAMPA INC, THE		545	15	3%	560
FOUNTAIN MANOR HEALTH AND REHAB CENTER	1	533	20	4%	554
HEALTH CENTER AT BRENTWOOD	1	506	46	8%	553
PALM GARDEN OF JACKSONVILLE□	2	471	80	14%	553
The Sands at South Beach		549	4	1%	553
CHURCH OF SCIENTOLOGY FLAG SERVICE ORGANIZATION		537	14	3%	551
RUSKIN HEALTH CENTER		337	214	39%	551
NEMOURS CHILDREN'S HOSPITAL		453	98	18%	551
INTERNAL MEDICINE & PEDIATRICS OF TAMPA BAY PA		475	75	14%	550
VETERANS AFFAIRS MEDICAL CENTER - GAINESVILLE		3	547	99%	550
DOH - INDIAN RIVER		459	89	16%	548
VETERANS AFFAIRS MEDICAL CENTER - BAY PINES		18	529	97%	547
VITAE DIAGNOSTICS		534	13	2%	547
NCF DIAGNOSTICS & DNA TECHNOLOGIES	15	213	318	58%	546
MANOR OAKS NURSING & REHAB CENTER	5	539	2	0%	546
WELL-BEING MEDICAL CENTER PLLC		497	49	9%	546
COASTAL URGENT CARE		428	116	21%	544
FHMG FLORIDA HOSPITAL MEDICAL GROUP		501	42	8%	543
DOCTORS CENTER,THE		432	111	20%	543
HOPE HOSPICE AND COMMUNITY SERVICES INC	14	509	20	4%	543
NAPLES CHILDREN'S URGENT CARE		475	66	12%	541
AFC URGENT CARE SEMINOLE	1		540	100%	541
The Manor at Blue Water Bay		480	60	11%	540
NEW YORK HOSPITAL LABORATORIES	1	525	14	3%	540
FLORIDA DEPARTMENT OF HEALTH IN CALHOUN COUNTY		408	132	24%	540
FLORIDA HOSPITAL WAUCHULA		399	141	26%	540
FLORIDA HOSPITAL MEDICAL GROUP		322	217	40%	539
FIRST CHOICE PEDIATRICS		434	103	19%	537
AFC URGENT CARE		149	388	72%	537
ADVENT HEALTH - DELTONA ER		450	87	16%	537
ARCPPOINTS LABS		469	67	13%	536
AFC URGENT CARE TYRONE		4	531	99%	535
MEMORIAL PEMBROKE 24/7 CARE CENTER		410	123	23%	533
RICARDO NAVARRO DO PA		459	73	14%	532
FLOMEDILAB		300	230	43%	530
MED FAST URGENT CARE CENTER		260	268	51%	528
MEDICAL CENTER CLINIC-IMMEDIATE CARE	1	423	104	20%	528
URGENT CARE EXPRESS LLC		198	329	62%	527
WEST GABLES HEALTH CARE CENTER		516	11	2%	527
RIVER GARDEN HEBREW HOME FOR THE AGED		469	56	11%	525
JACKSON MEMORIAL PERDUE MEDICAL CENTER		497	27	5%	524

# COVID-19: testing by laboratory

Data through Apr 9, 2021 verified as of Apr 10, 2021 at 09:25 AM

Data in this report are provisional and subject to change.

The numbers in the table below represent the number of Florida and non-Florida residents for whom test results were received by the Department of Health. A person can be tested by more than one laboratory and can have both positive and negative results. **Therefore, the sum of the numbers in each column will be larger than the total number of people tested.**

Reporting lab	Inconclusive	Negative	Positive	Percent positive	Total
SOUTHERN LABORATORY SERVICES OF NWF		485	38	7%	523
CITRUS NURSING CENTER LLC		474	47	9%	521
JACKSON MEMORIAL LONG TERM CARE CENTER		490	30	6%	520
DBI HEALTH INC		502	15	3%	517
FLORIDA DEPARTMENT OF HEALTH CLAY COUNTY	1	415	98	19%	514
MEDFAST URGENT CARE CENTERS		231	283	55%	514
6TH MEDICAL GROUP - MCDILL AFB	1	476	36	7%	513
ENZO CLINICAL LABS INC	3	484	25	5%	512
LAUDERDALE NURSING CENTER LLC	1	492	19	4%	512
STEWART SEBASTIAN RIVER MEDICAL CENTER		456	56	11%	512
THE PALACE AT HOMESTEAD	1	491	20	4%	512
Good Samaritan Society Kissimmee Village		446	65	13%	511
NURSING PLUS OF BROWARD LLC	1	486	22	4%	509
HILLCREST HEALTH CARE & REHABILITATION CENTER	3	491	15	3%	509
ST CLOUD REGIONAL MEDICAL CENTER CLINICAL LAB		394	113	22%	507
Palm Garden of Largo		502	4	1%	506
LITTLE PINE PEDIATRICS PLLC	3	442	61	12%	506
BROWARD PARTNERSHIP	6	492	8	2%	506
LIFE CARE CENTER OF PALM BAY		478	28	6%	506
SUSANNA WESLEY HEALTH CENTER		467	37	7%	504
BENTON PEDIATRICS INC		449	53	11%	502
CARENOW	2	283	217	43%	502
HERON POINTE HEALTH AND REHABILITATION	1	496	3	1%	500
CHAUTAUQUA REHABILITATION AND NURSING CENTER		490	10	2%	500
CLINICAL PATHOLOGY LABS		388	111	22%	499
ORLANDO HEALTH CENTER FOR REHABILITATION		485	14	3%	499
SUNSHINE URGENT CARE LLC		346	152	31%	498
MANOR AT CARPENTERS		465	32	6%	497
GANDY CROSSING CARE CENTER	1	478	16	3%	495
PW WINDERMERE SUBTENANT LLC		492	2	0%	494
ASCEND CLINICAL	7	415	71	14%	493
PARKLANDS FACILITY INC	4	447	42	9%	493
PALM GARDEN OF WINTER HAVEN	3	473	16	3%	492
SANDBAY URGENT CARE		396	95	19%	491
HOSPICE OF THE FLORIDA SUNCOAST,THE		488	3	1%	491
FLO-MEDILAB SERVICES LLC		194	296	60%	490
ANCIENT CITY PEDIATRICS	1	468	18	4%	487
E-LAB OF FLORIDA		439	47	10%	486
CARE ONE OF FLORIDA	1	336	148	31%	485
GOOD SAMARITAN CENTER		480	3	1%	483
NORTH FLORIDA RETIREMENT VILLAGE		479	3	1%	482
SOLARIS HEALTHCARE OSCEOLA		457	24	5%	481
HARTS HARBOR HEALTH CARE CENTER		457	24	5%	481
Quest Diag Unspecifd	1	320	159	33%	480
FAIRWAY OAKS CENTER LLC	6	468	6	1%	480
PALM GARDEN OF ORLANDO		446	34	7%	480

# COVID-19: testing by laboratory

Data through Apr 9, 2021 verified as of Apr 10, 2021 at 09:25 AM

Data in this report are provisional and subject to change.

The numbers in the table below represent the number of Florida and non-Florida residents for whom test results were received by the Department of Health. A person can be tested by more than one laboratory and can have both positive and negative results. **Therefore, the sum of the numbers in each column will be larger than the total number of people tested.**

Reporting lab	Inconclusive	Negative	Positive	Percent positive	Total
Colonial Lakes Health Care		434	45	9%	479
SOLARIS HEALTHCARE DAYTONA	2	430	47	10%	479
NEW PLANT CITY FAMILY CARE	1	260	218	46%	479
MAGNOLIA FAMILY URGENT CARE		433	46	10%	479
ADVENTHEALTH MEDICAL GROUP PROMPT CAR	1	348	130	27%	479
MEDIPATH		51	426	89%	477
NAVAL HOSPITAL - JACKSONVILLE		137	340	71%	477
Cypress Cove Care Center		377	100	21%	477
MOBILE MEDICAL ASSOCIATES PL	17	408	52	11%	477
ADVENTHEALTH EXPRESS CARE AT WALGREENS 49TH STREET		405	71	15%	476
MEMPHIS PATHOLOGY LABORATORY	5	447	23	5%	475
CONSULATE HEALTH CARE OF BAYONET POINT	4	463	7	1%	474
NTD_EUROFINS_AIMS		429	40	9%	469
NEW YORK PRESBYTERIAN - CUMC CLINICAL		451	18	4%	469
ADDINGTON PLACE AT WELLINGTON GREEN		458	10	2%	468
MEDSCAN LABORATORY INC	1	253	214	46%	468
Williston Care Center		403	63	14%	466
ORLANDO VA MEDICAL CENTER			466	100%	466
BROOKDALE PALMER RANCH	1	407	57	12%	465
EPN URGENT CARE		83	382	82%	465
ELLENTON PEDIATRICS		445	19	4%	464
APLS SERVICES LLC D/B/A CLEAR DIAGNOSTICS	13	443	8	2%	464
STARKE FAMILY MEDICAL CENTER		373	89	19%	462
THE PALACE MANAGEMENT - THE PALACE AT CORAL GABLES		458	3	1%	461
TIDEWELL HOSPICE INC	2	451	7	2%	460
Darcy Hall Of Life Care		446	13	3%	459
VITAS LUTHERAN TOWERS INPATIENT PROGRAM		394	64	14%	458
ABBAY DELRAY		452	6	1%	458
MOOSEHAVEN HEALTH CENTER		414	43	9%	457
FLORIDA HOSPITAL HEARTLAND MED CTR LAKE PLACID		352	104	23%	456
ASSOCIATESMD MEDICAL GROUP INC		389	66	15%	455
CLARIDGE HOUSE NURSING CENTER		437	18	4%	455
Ocala Health and Rehabilitation Center		433	21	5%	454
Solaris HealthCare Windermere		422	32	7%	454
TRINITY REGIONAL REHAB CENTER		435	19	4%	454
EMERALD COAST PEDIATRICS & ADOL		391	63	14%	454
BONIFAY NURSING AND REHAB CENTER		422	31	7%	453
Q ANSWER LAB	1	392	59	13%	452
PORT SAINT LUCIE HOSPITAL		443	9	2%	452
BROOKSVILLE HEALTHCARE CENTER LLC		438	13	3%	451
BAPTIST PRIMARY CARE, INC		419	30	7%	449
HEALTHY STEPS PEDIATRICS		402	47	10%	449
ADVENT HEALTH - WESTCHASE ER		387	62	14%	449
Parkview Rehabilitation Center at Winter Park		439	10	2%	449
VITAS HEALTHCARE CORPORATION		442	5	1%	447
DIAMOND RIDGE HEALTH AND REHABILITATION CENTER		424	22	5%	446

# COVID-19: testing by laboratory

Data through Apr 9, 2021 verified as of Apr 10, 2021 at 09:25 AM

Data in this report are provisional and subject to change.

The numbers in the table below represent the number of Florida and non-Florida residents for whom test results were received by the Department of Health. A person can be tested by more than one laboratory and can have both positive and negative results. **Therefore, the sum of the numbers in each column will be larger than the total number of people tested.**

Reporting lab	Inconclusive	Negative	Positive	Percent positive	Total
SANTA ROSA CENTER FOR REHABILITATION AND HEALING		375	71	16%	446
SMA SPECIALTY MEDICAL LAB		120	325	73%	445
THE SPRINGS AT BOCA CIEGA BAY		432	11	2%	443
SOLARIS HEALTHCARE MERRITT ISLAND		397	46	10%	443
NORTH FLORIDA REHABILITATION & SPECIALTY CARE □		436	6	1%	442
PINES OF SARASOTA		434	8	2%	442
CLERMONT HEALTH AND REHABILITATION CENTER		409	32	7%	441
AMEERAH LABS, LLC	2	355	84	19%	441
ADVENT HEALTH - TIMBERRIDGE ER		370	70	16%	440
UNIVERSITY OF TAMPA STUDENT HEALTH AND SHC CLINICAL LABORATORY		278	162	37%	440
PEDIATRICS BY THE SEA		422	18	4%	440
EMERITUS AT NAPLES	2	437	1	0%	440
ST ANDREWS BAY SKILLED NURSING &		378	61	14%	439
UNIVERSITY OF CENTRAL FLORIDA HEALTH SERVICES		424	14	3%	438
KINDRED HOSPITAL	10	407	21	5%	438
ROLLINS COLLEGE WELLNESS CENTER		130	306	70%	436
Bardmoor Oaks Healthcare and Rehabilitation Center		422	14	3%	436
PRO HEALTH		188	248	57%	436
Manatee Springs Rehabilitation and Nursing Center		414	20	5%	434
SAINTS 120 LLC	1	399	34	8%	434
DIGNITY HEALING, LLC		418	15	3%	433
PLANT CITY PEDIATRICS	1	348	84	19%	433
APP-UNIPATH, LLC	2	416	15	3%	433
AVECINA MEDICAL JULINGTON	1	240	189	44%	430
FLORIDA DEPT OF HEALTH IN BREVARD COUNTY	3	364	63	15%	430
SOLARIS HEALTHCARE BAYONET POINT		412	17	4%	429
Life Care Center of Punta Gorda	1	414	14	3%	429
TREASURE COAST COMMUNITY HEALTH	3	354	71	17%	428
INDIAN RIVER CTR, LLC		376	52	12%	428
ABBOTT DIAGNOSTICS		408	18	4%	426
FLORIDA DEPARTMENT OF HEALTH IN LIBERTY COUNTY	3	324	97	23%	424
PALM GARDEN OF WEST PALM BEACH □	4	405	15	4%	424
QUALITOX LABORATORIES		242	181	43%	423
Destin Healthcare and Rehabilitation Center	1	381	40	9%	422
FAMILY CARE PARTNERS OF NORTHEAST FLORIDA LLC		344	77	18%	421
LEHIGH REGIONAL MEDICAL CENTER LAB	2	372	47	11%	421
AYERS HEALTH & REHABILITATION CENTER		413	7	2%	420
GARCIA CLINICAL LABORATORY		28	392	93%	420
ORCHARD PARK HEALTH & REHABILITATION		415	5	1%	420
HEALTHWORKS MED GROUP OF FLORIDA PA	3	401	9	2%	413
WATERMARK LAKE POINTE WOODS LLC		394	18	4%	412
BLOUNTSTOWN REHABILITATION CENTER LLC		306	106	26%	412
WHITE-WILSON MEDICAL CENTER - NICEVILLE		364	47	11%	411
WELL HEALTH WORKS	1	363	46	11%	410
FLORIDA DEPARTMENT OF HEALTH		360	50	12%	410
Bayside Care Center	1	389	20	5%	410

# COVID-19: testing by laboratory

Data through Apr 9, 2021 verified as of Apr 10, 2021 at 09:25 AM

Data in this report are provisional and subject to change.

The numbers in the table below represent the number of Florida and non-Florida residents for whom test results were received by the Department of Health. A person can be tested by more than one laboratory and can have both positive and negative results. **Therefore, the sum of the numbers in each column will be larger than the total number of people tested.**

Reporting lab	Inconclusive	Negative	Positive	Percent positive	Total
ST PETERSBURG PEDIATRICS-PARK BLVD		373	37	9%	410
AMBULATORY SURGERY CENTER OF BOCA RATON LTD		406	4	1%	410
MINUTECLINIC LLC #3671		366	44	11%	410
VILLAGE DOCTORS OF KEYSTONE		326	84	20%	410
Timberridge Center for Rehabilitation and Healing		375	35	9%	410
PALMS OF SEBRING		372	37	9%	409
JAMES A HALEY VETERANS HOSPITAL			409	100%	409
DIAGNOSTIC & CLINICAL CARE SERVICES INC DBA		326	82	20%	408
AVANTE AT OCALA INC	2	375	31	8%	408
BROOKDALE LAKE TAVARES		402	6	1%	408
Consulate Health Care of North Fort Myers		394	13	3%	407
TIDE LABORATORIES		362	45	11%	407
BRIDGEWATER PARK HEALTH AND REHAB		374	31	8%	405
Life Care Center of Ocala		336	69	17%	405
SUNLAND MARIANNA COX MEDICAL CENTER		362	43	11%	405
TRI-COUNTY NURSING AND REHABILITATION CENTER INC		389	15	4%	404
MANORCARE HEALTH SERVICES - VENICE		348	56	14%	404
ENCOMPASS HEALTH REHABILITATION HOSPITAL OF SUNRISE	8	388	7	2%	403
SEASIDE HEALTH AND REHABILITATION CENTER		345	58	14%	403
FAMILY EXPRESS URGENT CARE		5	397	99%	402
MANOR CARE OF BOYNTON BEACH LLC		378	24	6%	402
LIFE CARE PONTE VEDRA INC		388	11	3%	399
LIFE CARE CENTER OF WINTER HAVEN		381	18	5%	399
ATLANTIC SHORES NURSING AND REHAB CENTER	1	388	10	3%	399
PruittHealth Panama City	1	334	64	16%	399
PEDIATRICS IN BREVARD PA		343	56	14%	399
ADVENTHEALTH EXPRESS CARE AT		326	72	18%	398
TUSKAWILLA NURSING AND REHAB CENTER	2	388	7	2%	397
ST PETERSBURG PEDIATRICS-SEMINOLE BLVD		326	71	18%	397
MINI ER AND URGENT CARE		289	105	27%	394
NATIONS BEST FAMILY HEALTH CARE		213	180	46%	393
ORCHARD RIDGE CARE AND REHABILITATION CENTER		373	19	5%	392
HCSO OCCUPATIONAL HEALTH AND WELLNESS CENTER		314	78	20%	392
UR MEDICINE LABS- CENTRAL LABORATORY		367	24	6%	391
PALM BEACH COUNTY FIREFIGHTERS HEALTH CLINIC, LLC		333	58	15%	391
FLORIDA HEART & VASCULAR MULTISPECIALTY GROUP PA		288	102	26%	390
PENSACOLA PEDIATRICS - PACE		377	12	3%	389
BARBER		13	376	97%	389
Bay Breeze Senior Living and Rehabilitation Center		333	53	14%	386
SAMANTHA WILSON CARE CENTER	4	370	11	3%	385
PEDIATRIC ASSOCIATES OF OCALA PA		349	36	9%	385
ONESTOP MEDICAL AND URGENT CARE LLC		335	48	13%	383
ELMCROFT PINECREST	1	355	27	7%	383
HOLISTIX TREATMENT CENTERS		373	10	3%	383
Stacey Health Care Centers Inc. dba Riverside Care Center		353	30	8%	383
University Crossing		380	1	0%	381

# COVID-19: testing by laboratory

Data through Apr 9, 2021 verified as of Apr 10, 2021 at 09:25 AM

Data in this report are provisional and subject to change.

The numbers in the table below represent the number of Florida and non-Florida residents for whom test results were received by the Department of Health. A person can be tested by more than one laboratory and can have both positive and negative results. **Therefore, the sum of the numbers in each column will be larger than the total number of people tested.**

Reporting lab	Inconclusive	Negative	Positive	Percent positive	Total
BROOKDALE PADDOCK HILLS	2	377	2	1%	381
WALGREENS 3173		347	34	9%	381
BOULEVARD REHABILITATION CENTER		366	15	4%	381
SERENADES IN THE VILLAGES		327	53	14%	380
ORLANDO ORTHOPAEDIC OUTPATIENT SURGERY CENTER LLC		376	3	1%	379
BARTON HEALTH ALLIANCE	3	331	45	12%	379
SEA BREEZE REHAB AND NURSING CENTER		370	9	2%	379
OKEECHOBEE COUNTY HEALTH DEPT	1	271	107	28%	379
HARDEE MANOR HEALTH CARE CENTER	1	373	3	1%	377
AZALEA TRACE PHYSICIAN SERVICES		372	5	1%	377
SPECIALTY HEALTH AND REHABILITATION CENTER		352	25	7%	377
HEALTH PARK CARE CENTER		369	7	2%	376
BAYA PHARMACY WEST		8	368	98%	376
FAIR HAVENS CENTER, OPCO		368	7	2%	375
THE VILLAGES REGIONAL HOSPITAL FREESTANDING		334	41	11%	375
SIGNATURE HEALTHCARE OF NORTH FLORIDA		371	4	1%	375
HEALTH CENTRAL PARK		309	66	18%	375
ACCESS MEDICAL CENTER	1	344	29	8%	374
TAMARAC REHABILITATION & HEALTH CENTER		369	5	1%	374
FLORIDA STATE HOSPITAL CLINICAL LABORATORY		370	3	1%	373
SABAL DIRECT PRIMARY CARE, PA		306	67	18%	373
ROSEWOOD HEALTH AND REHABILITATION CENTER		350	23	6%	373
HENDRY REGIONAL MEDICAL CENTER		107	265	71%	372
HARDEE COUNTY HEALTH DEPARTMENT		298	74	20%	372
URGENT CARE BETHESDA	1	318	52	14%	371
AVANTE AT MT DORA		364	7	2%	371
PEDIATRIC HEALTH CARE ALLIANCE, PA		331	39	11%	370
OCEAN VIEW NURSING AND REHAB CENTER		349	21	6%	370
INFORM DIAGNOSTICS		361	9	2%	370
SOLARIS HEALTHCARE PARKWAY	2	350	17	5%	369
ADVENT HEALTH - TAMPA		148	221	60%	369
EPWORTH VILLAGE RETIREMENT COMMUNITY		361	6	2%	367
BAY VILLAGE OF SARASOTA INC		364	3	1%	367
VETERANS AFFAIRS MEDICAL CENTER - LAKE CITY		52	315	86%	367
TRENTON MEDICAL CENTER INC DBA PALMS MEDICAL GROUP	4	270	93	25%	367
VILLAGE DOCTORS FAMILY MEDICAL CENTER OF		302	64	17%	366
PENSACOLA PEDIATRICS, PA		349	17	5%	366
Coastal Health and Rehabilitation Center		354	11	3%	365
MADISON FACILITY INC		357	7	2%	364
EXCEL PEDIATRICS		307	56	15%	363
BAPTIST PRIMARY CARE INC	1	335	27	7%	363
SPRINGTREE REHAB & HEALTH CARE CENTER		338	24	7%	362
24/7 PEDIATRIC CARE CENTERS INC		340	21	6%	361
CORAL TRACE HEALTH CARE	2	353	5	1%	360
COLOR GENOMICS, INC.	2	351	6	2%	359
HAINES CITY REHABILITATION AND NURSING CENTER		334	24	7%	358

# COVID-19: testing by laboratory

Data through Apr 9, 2021 verified as of Apr 10, 2021 at 09:25 AM

Data in this report are provisional and subject to change.

The numbers in the table below represent the number of Florida and non-Florida residents for whom test results were received by the Department of Health. A person can be tested by more than one laboratory and can have both positive and negative results. **Therefore, the sum of the numbers in each column will be larger than the total number of people tested.**

Reporting lab	Inconclusive	Negative	Positive	Percent positive	Total
SUN COUNTRY PEDIATRICS PLLC	9	318	31	9%	358
SANFORD LABORATORIES		332	26	7%	358
Palmetto Subacute Care Center		345	11	3%	356
BAYSHORE DIAGNOSTICS		311	43	12%	354
Marshall Health and Rehabilitation Center		304	49	14%	353
MEDFAST URGENT CARE CENTER		122	231	65%	353
MY CLINICAL LAB		223	129	37%	352
VILLAGE AT VIENNA SQUARE,THE□	6	329	17	5%	352
FL HUD DESTIN, LLC D/B/A GRAND BOULEVARD HEALTH		312	39	11%	351
CORAL BAY HEALTHCARE AND REHABILITATION	1	338	12	3%	351
HOLIDAY CVS LLC DBA CVS/PHARMACY #0440		335	15	4%	350
KISSIMMEE FACILITY OPERATIONS LLC		326	24	7%	350
ARCPPOINT LABS OF SARASOTA MANATEE		266	83	24%	349
ELMHURST HOSPITAL CENTER	1	316	30	9%	347
ESTERO ISLAND MEDICAL CENTER		276	71	20%	347
COMMUNITY HEALTH AND REHABILITATION CENTER		283	63	18%	346
HEALTH DESIGNS		332	14	4%	346
SELECT REFERENCE LABORATORIES, LLC	1	333	12	3%	346
Vi at Lakeside Village Skilled Nursing		330	15	4%	345
USAFSAM/PHE		174	170	49%	344
LAKE EUSTIS HEALTH AND REHABILITATION CENTER		336	8	2%	344
ST CATHERINE'S WEST REHABILITATION HOSPITAL		330	13	4%	343
MIDWAY SPECIALTY CARE CENTER	3	226	114	33%	343
FLORIDA HEALTH CARE PLANS			343	100%	343
MY HEALTHY BLUEPRINT BY BAPTIST HEALTH CARE		289	52	15%	341
ADVENT HEALTH CENTRA CARE - PALM COAST		80	261	77%	341
CRONOS CLINICAL LABORATORY	22	227	91	27%	340
AVANTE AT LEESBURG INC		335	5	1%	340
CHEEK AND SCOTT DRUGS INC		282	57	17%	339
JACKSONVILLE KIDS PEDIATRICS, PLLC		304	35	10%	339
PALM BEACH PEDIATRICS PA	2	291	46	14%	339
MEDICAL CENTER AT OCEAN REEF,THE		321	17	5%	338
AVENTURA REHAB AND NURSING CENTER		321	16	5%	337
WIMAUMA COMMUNITY HEALTH CENTER		279	58	17%	337
The Care Center at Pinellas Park	1	328	8	2%	337
ARGO SENIOR LIVING AT HAVERHILL		316	20	6%	336
LASER & SURGERY CENTER OF THE PALM BEACHES□		334	2	1%	336
Solaris Healthcare Coconut Creek		330	6	2%	336
TAVARES PEDIATRICS		284	51	15%	335
KEY WEST HEALTH AND REHAB	1	326	8	2%	335
RITECARE MEDICAL CENTER		253	82	24%	335
BEAR CREEK NURSING CENTER		329	5	1%	334
ADVANCED AMBULATORY SURGERY CENTER		321	13	4%	334
BHA TITUSVILLE CLINIC		313	21	6%	334
RIVERS FAMILY MEDICINE PA		252	82	25%	334
LIFE HOPE LABS, LLC		326	7	2%	333

# COVID-19: testing by laboratory

Data through Apr 9, 2021 verified as of Apr 10, 2021 at 09:25 AM

Data in this report are provisional and subject to change.

The numbers in the table below represent the number of Florida and non-Florida residents for whom test results were received by the Department of Health. A person can be tested by more than one laboratory and can have both positive and negative results. **Therefore, the sum of the numbers in each column will be larger than the total number of people tested.**

Reporting lab	Inconclusive	Negative	Positive	Percent positive	Total
DEPARTMENT OF HEALTH BUREAU OF FAMILY		326	7	2%	333
NORTH PINELLAS STATMED QUICK QUALITY CLINICS		236	97	29%	333
Solaris Healthcare Lake Bennet		296	37	11%	333
PALMS REHABILITATION AND HEALTHCARE CENTER		294	38	11%	332
DELTONA HEALTH CARE		307	24	7%	331
Life Care Center at Wells Crossing		309	21	6%	330
Heartland Healthcare of Ft. Myers	1	328	1	0%	330
Life Care Center at Inverrary		321	9	3%	330
JACKSON PLAZA NURSING & REHAB CENTER	6	313	8	2%	327
LabCorp (Non-Interfaced)	2	127	198	61%	327
SILVER CREEK SENIOR LIVING COMMUNITY		321	5	2%	326
SOUTHWEST ORLANDO FAMILY MEDICINE, PL		273	53	16%	326
PIONEER CLINICAL LAB, LLC		212	113	35%	325
GOOD SAMARITAN SOCIETY-DAYTONA		303	21	6%	324
KENNEDY PAIN CLINIC GROUP LLC		291	33	10%	324
FRICKS PHARMACY		260	63	20%	323
BODYK		315	8	2%	323
FAMILY CARE PARTNERS OF NE FLORIDA LLC		249	74	23%	323
WESTCHESTER GARDENS LIMITED PARTNERSHIP		314	9	3%	323
REGENTS PARK OF BOCA RATON		320	3	1%	323
Avante at Inverness		319	3	1%	322
METROPOLITAN HOSPITAL CENTER		315	7	2%	322
The Grove Health and Rehabilitation		297	24	7%	321
HOLLEY NAVARRE MEDICAL CLINIC		242	79	25%	321
AMERICAN FINNISH NURSING HOME	2	311	8	2%	321
ROSEN MEDICAL CENTER		279	42	13%	321
Avante at St Cloud, Inc.		311	9	3%	320
PruittHealth Santa Rosa		225	94	29%	319
SIGNATURE HEALTHCARE AT THE COURTYARD		272	47	15%	319
PHYSICIANS REGIONAL WALK-IN		190	129	40%	319
BIOCEPT		296	22	7%	318
REHABILITATION CENTER OF LAKE CITY, THE		289	28	9%	317
ST LUCIE EMPLOYEE HEALTH & WELLNESS CENTER		311	6	2%	317
ST JAMES HEALTH AND REHABILITATION CENTER		229	87	28%	316
AVELLINO LAB USA, INC	1	303	12	4%	316
LA MER NH LLC		311	5	2%	316
LODGE HEALTH AND REHABILITATION CENTER, THE		282	33	10%	315
MANORCARE AT LELY PALMS		310	5	2%	315
VILLAGE PLACE NH LLC		288	27	9%	315
LORI MCAULIFFE MD PA		282	33	10%	315
RULEME CENTER	2	284	28	9%	314
MEDEXPRESS LUTZ		3	311	99%	314
BAY COUNTY SHERIFFS OFFICE JAIL FACILITY		260	53	17%	313
GENESIS MEDICAL LABORATORY MIAMI FL.		83	230	73%	313
HEATHER HILL HEALTHCARE CENTER		266	46	15%	312
ST JUDE CHILDREN'S RESEARCH HOSPITAL		297	15	5%	312



# COVID-19: testing by laboratory

Data through Apr 9, 2021 verified as of Apr 10, 2021 at 09:25 AM

Data in this report are provisional and subject to change.

The numbers in the table below represent the number of Florida and non-Florida residents for whom test results were received by the Department of Health. A person can be tested by more than one laboratory and can have both positive and negative results. **Therefore, the sum of the numbers in each column will be larger than the total number of people tested.**

Reporting lab	Inconclusive	Negative	Positive	Percent positive	Total
Life Care Center of Sarasota		299	13	4%	312
LUTHERAN HAVEN		303	9	3%	312
POMPANO REHABILITATION AND NURSING CTR		311			311
CRYSTAL RIVER HEALTH & REHAB		308	3	1%	311
LUIS A GHIGLINO MD PA		300	10	3%	310
RENAISSANCE AT THE TERRACES		307	3	1%	310
Concordia Village of Tampa AL		304	5	2%	309
HUNT CLUB PEDIATRIC ASSOCIATES, P.A.		267	42	14%	309
FLORIDA KEYS PEDIATRICS & ADOLESCENT CENTER		292	17	6%	309
MANOR CARE OF NAPLES FL LLC		304	4	1%	308
HOMESTEAD MANOR	2	265	41	13%	308
EDGEWATER AT WATERMAN VILLAGE,THE		292	16	5%	308
FLETCHER HEALTH AND REHABILITATION CENTER		307	1	0%	308
LAKELAND REGIONAL HEALTH SYSTEMS INC		39	266	87%	305
PARTICLE THEORY LABS		282	23	8%	305
TALLAHASSEE NHHI LLC	1	276	27	9%	304
AVON PARK PEDIATRICS INC	3	273	28	9%	304
HOSPICE OF LAKE & SUMTER INC	1	297	6	2%	304
CLARE BRIDGE ORMOND BEACH	1	303			304
OSPREY LODGE		244	59	19%	303
CROSS POINTE CARE CENTER	2	293	6	2%	301
DAYTONA BEACH HEALTH AND REHAB CENTER		299	2	1%	301
CITY OF PORT SAINT LUCIE		276	24	8%	300
ACCURATE DIAGNOSTIC LABS, INC		283	17	6%	300
MACCLENNY NURSING AND REHAB		282	18	6%	300
BOCA BIOLISTICS REFERENCE LABORATORY	2	185	112	37%	299
BAPTIST HEALTH SOUTH FLORIDA - WEST BOCA URGENT CARE		243	55	18%	298
BUENA VISTA URGENT CARE		264	34	11%	298
ARCPOINT LABS OF ST PETERSBURG		209	89	30%	298
FOUNTAIN INN NURSING & REHABILITATION CTR, INC		292	6	2%	298
ELLENTON PEDIATRICS PA		280	18	6%	298
CENTERSTONE OF FLORIDA		274	24	8%	298
TIERRA PINES CENTER		285	12	4%	297
SILVERCREST HEALTH AND REHABILITATION CENTER	3	286	8	3%	297
CONSULATE HEALTH CARE OF SAFETY HARBOR		289	7	2%	296
LAKE PARK OF MADISON		285	11	4%	296
BROOKDALE DESTIN		284	12	4%	296
PERSONALIZED GENETIC TESTING	3	194	99	33%	296
Avante at Orlando	1	288	6	2%	295
SARAPATH DIAGNOSTICS		170	125	42%	295
LONGWOOD FAMILY PRACTICE		226	69	23%	295
Surrey Place Healthcare and Rehabilitation		292	2	1%	294
INNOVATIVE GENOMICS, LLC		259	34	12%	293
NORTHWEST MEDICAL CENTER CLINICAL LABORATORY		175	118	40%	293
STATMED QUICK QUALITY CLINIC AT NORTH PINELLAS		66	226	77%	292
BIOIQ		243	48	16%	291

# COVID-19: testing by laboratory

Data through Apr 9, 2021 verified as of Apr 10, 2021 at 09:25 AM

Data in this report are provisional and subject to change.

The numbers in the table below represent the number of Florida and non-Florida residents for whom test results were received by the Department of Health. A person can be tested by more than one laboratory and can have both positive and negative results. **Therefore, the sum of the numbers in each column will be larger than the total number of people tested.**

Reporting lab	Inconclusive	Negative	Positive	Percent positive	Total
BAYA POINTE NURSING AND REHABILITATION		206	83	29%	289
PALM GARDEN OF GAINESVILLE	2	285	2	1%	289
WHITE WILSON MEDICAL IMMEDIATE CARE NICEVILLE		66	223	77%	289
AUBURN UNIVERSITY MEDICAL CLINIC		227	62	21%	289
STERLING HOUSE OF DELAND		288	1	0%	289
AMERICAN HEALTH ASSOCIATES INC	1	270	18	6%	289
DOCTORS MEMORIAL HOSPITAL		158	131	45%	289
SUNCOAST URGENT CARE		218	71	25%	289
FLORIDA ATLANTIC UNIVERSITY STUDENT HEALTH		238	50	17%	288
Sunset Point Center		283	4	1%	287
West Melbourne Health and Rehabilitation Center		286	1	0%	287
W FRANK WELLS NURSING HOME		257	29	10%	286
renaissance health and rehabilitation center		264	21	7%	285
Solaris HealthCare Imperial		277	8	3%	285
JACKSONVILLE VA UNIVERSITY OPC	4	273	8	3%	285
AURORA DIAGNOSTICS BERNHARDT LABORATORIES PATHOLOGY SERVICE		190	93	33%	283
DAVID SCOTT MADWAR MD PA□		254	29	10%	283
RIVERWOOD HEALTH NH LLC		244	39	14%	283
Chatsworth at PGA National, LLC		269	13	5%	282
USA HEALTH UNIVERSITY HOSPITAL CLINICAL LABORATORY	1	269	10	4%	280
PAVILION FOR HEALTHCARE, THE		277	3	1%	280
HAVEN OF OUR LADY OF PEACE INC		271	8	3%	279
WESTWOOD HEALTHCARE SNF		233	46	16%	279
Solaris Senior Living North Naples ALF		269	9	3%	278
CYPRESS COVE		272	6	2%	278
ARBOR FACILITY INC		275	3	1%	278
Rehabilitation Center for Park Place LLC		266	11	4%	277
CHIPOLA HEALTH AND REHAB		259	18	6%	277
Crossbreeze care center	1	274	2	1%	277
PRUITT HEALTH-SANTA ROSA		275	2	1%	277
HARBOURWOOD	1	272	4	1%	277
VILLAGES REGIONAL HOSPITAL SURGERY CENTER LLC, THE		218	58	21%	276
ABBOTT LABORATORIES		166	109	40%	275
VETERANS AFFAIRS MEDICAL CENTER - MIAMI		2	272	99%	274
PROTEUS MOLECULAR AND CLINICAL LAB	1	161	112	41%	274
Glades West Rehabilitation and Nursing Center		266	8	3%	274
PONTE VEDRA GARDENS		272	1	0%	273
LAKESIDE NEUROLOGIC		260	12	4%	272
NASSAU COUNTY JAIL		229	43	16%	272
JACKSONVILLE UNIVERSITY	1	256	14	5%	271
PBC FIREFIGHTER BENEFIT FUND WELLNESS CENTER		225	45	17%	270
PREMIER PLACE AT THE GLENVIEW		261	9	3%	270
FIRST CHOICE PRIMARY CARE		213	56	21%	269
ADVENT HEALTH CARE CENTER	9	246	14	5%	269
BRENTWOOD RETIREMENT COMMUNITY	5	232	31	12%	268
ADVENT HEALTH CENTRA CARE - ORMOND BEACH		113	155	58%	268

# COVID-19: testing by laboratory

Data through Apr 9, 2021 verified as of Apr 10, 2021 at 09:25 AM

Data in this report are provisional and subject to change.

The numbers in the table below represent the number of Florida and non-Florida residents for whom test results were received by the Department of Health. A person can be tested by more than one laboratory and can have both positive and negative results. **Therefore, the sum of the numbers in each column will be larger than the total number of people tested.**

Reporting lab	Inconclusive	Negative	Positive	Percent positive	Total
Chatham Glen Healthcare and Rehabilitation Center		260	8	3%	268
ST MARK VILLAGE	1	261	5	2%	267
DE LUNA HEALTH AND REHABILITATION CENTER		243	23	9%	266
SERANADES BY SONATA WEST ORANGE		236	29	11%	265
BROWARD NURSING & REHABILITATION CTR	8	243	14	5%	265
CONEY ISLAND HOSPITAL		257	8	3%	265
AFTER HOURS PEDIATRICS INC	1	1	262	99%	264
AMERICAN RESEARCH LABS		249	15	6%	264
BAPTIST HEALTH URGENT CARE AT PLANTATION		218	45	17%	263
WASHINGTON REHAB AND NURSING		253	10	4%	263
Cross Gardens Care Center		262	1	0%	263
ST JOSEPH'S HOSPITAL LABORATORY		1	261	100%	262
CHIPOLA MEDICAL ASSOCIATES, LLC		186	76	29%	262
MARION AND BERNARD L SAMSON NURSING CENTER		258	4	2%	262
AMELIA MEDICAL CARE		109	153	58%	262
BOND CLINIC, PA		192	68	26%	260
CLIFFORD CHESTER SIMS VA NURSING HOME		251	9	3%	260
CONSULATE HEALTHCARE OF KISSIMMEE		247	12	5%	259
ALLIANCE PEDIATRICS PA		253	6	2%	259
BRADEN RIVER REHABILITATION CENTER LLC		257	1	0%	258
FLORIDA WOMAN CARE LABORATORY LLC		232	26	10%	258
AZALEA TRACE		245	13	5%	258
DOS OF NORTH SHORES NURSING & REHAB CENTER		257			257
ADVENT HEALTH - ORLANDO		195	61	24%	256
MIAMI JEWISH HEALTH SYSTEMS, INC	4	242	10	4%	256
220 GOLDEN, LLC	1	239	16	6%	256
NORTH FLORIDA PEDIATRICS - MARIANNA		217	39	15%	256
FORT MYERS REHABILITATION AND NURSING CENTER		228	26	10%	254
CONCIMED LLC		230	24	9%	254
MARTIN MEMORIAL MEDICAL CENTER LAB		128	126	50%	254
HEARTLAND PEDIATRICS OF LAKE PLACID PA	1	222	30	12%	253
LAKEVIEW INTERNAL MEDICINE		191	62	25%	253
FAMILY MEDICAL CARE OF PALM BEACH		190	63	25%	253
SHELL POINT VILLAGE MEDICAL CENTER		246	7	3%	253
MEDICATION ROOMS-CSU/CI NURSE STATION	1	239	13	5%	253
WALGREENS 10670		219	34	13%	253
JUPITER MEDICAL CENTER URGENT CENTER		206	46	18%	252
TERRACES OF LAKE WORTH CARE CENTER		240	12	5%	252
KR at Hillsborough Lakes/Lutz Healthcare		242	10	4%	252
STUART - FAIRGROUNDS		219	32	13%	251
BUREAU OF CLINICAL LABORATORIES		209	41	16%	250
FLORIDA CLINICAL LABORATORY-BIOREFERENCE LABORATORIES		99	151	60%	250
ST VINCENT'S AMBULATORY CARE INC DBA	2	214	33	13%	249
NADAL PEDIATRICS		214	35	14%	249
CARRINGTON PLACE OF ST PETE LLC		242	6	2%	248
ARDEN COURTS OF TAMPA	2	241	5	2%	248

# COVID-19: testing by laboratory

Data through Apr 9, 2021 verified as of Apr 10, 2021 at 09:25 AM

Data in this report are provisional and subject to change.

The numbers in the table below represent the number of Florida and non-Florida residents for whom test results were received by the Department of Health. A person can be tested by more than one laboratory and can have both positive and negative results. **Therefore, the sum of the numbers in each column will be larger than the total number of people tested.**

Reporting lab	Inconclusive	Negative	Positive	Percent positive	Total
FARAH MEDICAL		233	15	6%	248
ADVENTHEALTH EXPRESS CARE AT WESLEY CH		218	29	12%	247
BAYVIEW CENTER		242	5	2%	247
Heritage Healthcare at Tallahassee		239	7	3%	246
AVECINA MOBILE		121	125	51%	246
FELLOWSHIP HOME AT THE FAIRWAY LLC		239	7	3%	246
ROSEWOOD HEALTHCARE & REHABILITATION CENTER		239	6	2%	245
SEAVIEW NURSING AND REHABILITATION CENTER		235	9	4%	244
HOLISTIC PEDIATRICS GROUP LLC		223	21	9%	244
MALABAR/ADVENT CENTRA CARE		48	196	80%	244
Consulate Health Care of St. Petersburg		237	7	3%	244
HOMESTEAD VILLAGE		233	11	5%	244
MIAMI CEREBRAL PALSY RESIDENTIAL		243	1	0%	244
UCC - WELLINGTON		3	240	99%	243
WHITE WILSON MEDICAL CENTER IMMEDIATE CARE		135	108	44%	243
TGH		1	241	100%	242
ARCHER HEALTH VENTURES, LLC		217	25	10%	242
GOOD SAMARITAN CARES		236	5	2%	241
AMERICAN HOUSE SENIOR LIVING		189	51	21%	240
CLARE BRIDGE OF SARASOTA		238	2	1%	240
STERLING HOUSE OF WINTER HAVEN		237	3	1%	240
QUICK CARE MED LLC	1	185	54	23%	240
ORANGE COUNTY HEALTH DEPT		228	11	5%	239
PALM GARDEN OF AVENTURA		236	3	1%	239
SOUTHLAND SUITES OF ORMOND BEACH	4	235			239
PEACHTREE IMMEDIATE CARE		199	40	17%	239
EDGEWOOD NURSING CENTER		229	10	4%	239
Orchid Cove at Sarasota		236	1	0%	237
SIGNATURE HEALTHCARE OF ORANGE PARK		233	4	2%	237
ST AUGUSTINE HEALTH & REHAB CENTER		235	1	0%	236
EVENT MED SERVICES LABORATORY		231	5	2%	236
HOSPICE OF ST FRANCIS INC		229	7	3%	236
Flagler Health and Rehabilitation		233	3	1%	236
MARTIN ACQUISITION 1 LLC DBA		222	14	6%	236
REGENTS PARK AT AVENTURA		221	14	6%	235
VI AT BENTLEY VILLAGE HOME CARE		234	1	0%	235
OAK HAMMOCK AT THE UNIVERSITY OF FLORIDA		229	6	3%	235
AVANTE AT ORMOND BEACH INC		229	6	3%	235
JUPITER MEDICAL CENTER URGENT CARE - STUART		174	61	26%	235
BAY TREE CARE AND REHABILITATION CENTER		197	38	16%	235
Jacaranda Manor		234	1	0%	235
ST ANTHONYS REHABILITATION HOSPITAL	9	222	2	1%	233
ATLANTIC URGENT CARE		155	78	33%	233
SANDY PINES	2	199	31	13%	232
EXPERTUS LABORATORIES INC		154	78	34%	232
CCS - JOSEPH V CONTE		230	2	1%	232

# COVID-19: testing by laboratory

Data through Apr 9, 2021 verified as of Apr 10, 2021 at 09:25 AM

Data in this report are provisional and subject to change.

The numbers in the table below represent the number of Florida and non-Florida residents for whom test results were received by the Department of Health. A person can be tested by more than one laboratory and can have both positive and negative results. **Therefore, the sum of the numbers in each column will be larger than the total number of people tested.**

Reporting lab	Inconclusive	Negative	Positive	Percent positive	Total
MANDARIN PEDIATRICS		210	22	9%	232
ManorCare Health Services-Palm Harbor	1	229	1	0%	231
OAKBROOK HEALTH AND REHABILITATION CENTER	1	216	14	6%	231
Sunnyside Nursing Home		228	3	1%	231
MILLENNIUM PHYSICIAN GROUP LLC		199	32	14%	231
LYNN HAVEN SPORTS COMPLEX-WALKON CLINIC		21	209	91%	230
LAKESIDE HEALTH CENTER		230			230
Lake Port Square Health Center		212	17	7%	229
IMA MEDICAL GROUP		159	70	31%	229
SOLARIS SENIOR LIVING VERO BEACH		221	8	3%	229
HIGHLANDS URGENT CARE			228	100%	228
ENCOMPASS HEALTH REHABILITATION OF SEA PINES		227	1	0%	228
LCS SANDHILL COVE LLC DBA	6	213	9	4%	228
THE RESIDENCE AT TIMBER PINES	4	199	25	11%	228
FORT PIERCE HEALTH CARE		219	7	3%	226
SURREY PLACE CARE CENTER		219	7	3%	226
PARKS HEALTHCARE & REHABILITATION CTR	4	211	11	5%	226
ASCENSION MEDICAL GROUP		5	221	98%	226
SAMIR EBEID MD		203	23	10%	226
Lakewood Nursing Center		197	29	13%	226
SPRINGS AT LAKE POINTE WOODS		223	2	1%	225
VETERANS AFFAIRS ORLANDO VA MEDICAL CENTER			225	100%	225
BARTRAM CROSSING		225			225
NSPIRE HEALTHCARE LAUDERHILL		219	6	3%	225
PADDOCK RIDGE		222	3	1%	225
PATHWAY PHARMACY		186	38	17%	224
Avante at Lake Worth, Inc.		222	2	1%	224
DISCOVERY VILLAGE AT MELBOURNE		197	27	12%	224
Signature healthcare of Jacksonville		219	5	2%	224
LEHIGH VALLEY GENOMICS			223	100%	223
WIREGRASS DIRECT PRIMARY CARE PLLC		190	33	15%	223
CHILDREN MED CARE INC		190	33	15%	223
THE PLAYERS CHAMPIONSHIP		222			222
PENSACOLA PEDIATRICS MILTON		210	12	5%	222
NORTH FLORIDA PEDIATRICS PA - DUVAL		193	29	13%	222
PINNACLES PEDS CARE PA		222			222
ADVENT HEALTH - LAKE NONA		193	29	13%	222
CORAL REEF NURSING & REHABILITATION CENTER		213	8	4%	221
MORSELIFE MEMORY CARE RESIDENCE		212	9	4%	221
CONCORD LIFE SCIENCES LLC	2	201	17	8%	220
INN AT ASTON GARDENS, THE		212	8	4%	220
CONSULATE HEALTH CARE OF MELBOURNE		215	5	2%	220
DOCTORS MEMORIAL FAMILY MEDICINE	2	152	66	30%	220
BORLAND GROOVER CLINIC	1	182	37	17%	220
SUPERIOR RESIDENCES OF PANAMA CITY BEACH		213	7	3%	220
WOOD LAKE HEALTH AND REHABILITATION CENTER		219			219

# COVID-19: testing by laboratory

Data through Apr 9, 2021 verified as of Apr 10, 2021 at 09:25 AM

Data in this report are provisional and subject to change.

The numbers in the table below represent the number of Florida and non-Florida residents for whom test results were received by the Department of Health. A person can be tested by more than one laboratory and can have both positive and negative results. **Therefore, the sum of the numbers in each column will be larger than the total number of people tested.**

Reporting lab	Inconclusive	Negative	Positive	Percent positive	Total
COLONY CLUB ALF,THE	1	205	13	6%	219
Boynton Beach Rehabilitation Center	2	213	4	2%	219
CORAL GABLES NURSING & REHABILITATION CENTER		209	10	5%	219
ANGELS DIAGNOSTIC GROUP		174	45	21%	219
CCS - PAUL REIN DETENTION FACILITY		152	66	30%	218
ADVENT HEALTH CENTRA CARE - DAYTONA BEACH		94	124	57%	218
KINDRED HOSPITAL THE PALM BEACHES		213	5	2%	218
life Care Center of Melbourne		201	17	8%	218
MIDWAY PRIMARY CARE, LLC	11	130	77	35%	218
FLORIDA HEALTH CARE PLAN INC		2	215	99%	217
ST. CLOUD REGIONAL MEDICAL CENTER		199	18	8%	217
MACTOWN, INC		215	2	1%	217
THE MANOR AT CARPENTERS		185	32	15%	217
LAKE PORT SQUARE		200	17	8%	217
Avante at Melbourne		212	4	2%	216
ADVANCED MEDICAL GROUP		1	215	100%	216
PINELLAS CARE CENTER		182	34	16%	216
BROOKDALE ATRIM WAY		210	6	3%	216
FLAGLER COUNTY DETENTION CENTER		203	13	6%	216
GATEWAY/ADVENT CENTRA CARE	1	24	190	88%	215
COLLIER PHARMACY		176	39	18%	215
Taylor Care Center		210	5	2%	215
MEDICAL CONSULTANTS OF FLORIDA LLC	1	181	33	15%	215
ARDEN COURTS OF FORT MYERS		207	7	3%	214
BLOCK, NATION, CHASE, AND SMOLEN FAMILY MEDICINE		157	57	27%	214
KEY LARGO - LARGO CARGO		193	21	10%	214
STAR CARE		182	32	15%	214
LIFE CARE CENTER OF PORT ST. LUCIE		201	12	6%	213
Consulate Healthcare of West Palm Beach		197	16	8%	213
POCONO MEDICAL CENTER		212	1	0%	213
BAY VUE NURSING AND REHABILITATION CENTER		203	10	5%	213
San Jose Health & Rehabilitation		206	6	3%	212
ST PETERSBURG PEDIATRICS-EAST BAY	1	177	34	16%	212
ARDEN COURTS OF SEMINOLE		171	41	19%	212
GUEST HOUSE Ocala, THE		205	7	3%	212
CONSULATE HEALTH CARE OF WINTER HAVEN		209	3	1%	212
Bayside Health and Rehabilitation		181	31	15%	212
SUNRISE DIAGNOSTIC LABORATORY		158	53	25%	211
HEALTH FIRST - HOLMES REGIONAL MEDICAL CENTER		32	178	85%	210
GOOD SAMARITAN SOCIETY OF DELAND		199	11	5%	210
KENILWORTH CARE & REHABILITATION CENTER		193	17	8%	210
Royal Oaks Nursing and Rehab		209	1	0%	210
FULGENT GENETICS	3	166	41	20%	210
MATHISON RETIREMENT COMMUNITY, INC	1	200	8	4%	209
BOCA RATON REHABILITATION CENTER	4	201	4	2%	209
Nspire Health Care Kendall		199	10	5%	209

# COVID-19: testing by laboratory

Data through Apr 9, 2021 verified as of Apr 10, 2021 at 09:25 AM

Data in this report are provisional and subject to change.

The numbers in the table below represent the number of Florida and non-Florida residents for whom test results were received by the Department of Health. A person can be tested by more than one laboratory and can have both positive and negative results. **Therefore, the sum of the numbers in each column will be larger than the total number of people tested.**

Reporting lab	Inconclusive	Negative	Positive	Percent positive	Total
THE PALACE NURSING AND REHABILITATION CENTER		209			209
Whispering Oaks	11	175	23	11%	209
The Ponce Therapy Care Center		204	4	2%	208
NAPHCARE, INC AT MANATEE COUNTY JAIL		182	26	13%	208
PALMS MEDICAL GROUP HIGH SPRINGS		174	34	16%	208
LAKE VIEW CARE CENTER AT DELRAY		201	6	3%	207
The Waterford		204	3	1%	207
FIRST CHOICE PEDIATRICS INC		185	21	10%	206
TARPON POINT NURSING AND REHABILITATION CENTER		203	3	1%	206
HIALEAH SHORES NURSING AND REHAB CENTER		197	8	4%	205
Cross Terrace REhabilitation		203	2	1%	205
MIRACLE HILL NURSING & REHABILITATION CENTER INC		199	6	3%	205
UNIVERSITY OF MIAMI		75	130	63%	205
PCB CLINIC		159	45	22%	204
PALM HARBOR FAMILY PRACTICE & WALK-IN		157	47	23%	204
Terrace Health and Rehab		201	3	1%	204
DISCOVERY VILLAGE AT NAPLES		187	17	8%	204
BENDERSON FAMILY SKILLED NURSING AND□		187	17	8%	204
GLENRIDGE ON PALMER RANCH,THE		195	8	4%	203
PATHGROUP LABS LLC		97	106	52%	203
NEW YORK CITY DEPARTMENT OF HEALTH & MENTAL		169	34	17%	203
TUSCAN GARDENS OF PALM COAST		198	5	2%	203
LAKE REGIONAL URGENT CARE		12	191	94%	203
BROOKDALE OF SPRING HILL	9	192	2	1%	203
ADVENT HEALTH CENTRA CARE - APOPKA NORTH		172	30	15%	202
CARENOW LAKE MARY		45	157	78%	202
SUNLIFE PHARMACY		178	24	12%	202
POLK COUNTY HEALTH DEPARTMENT		178	24	12%	202
TRUE NORTH HEALTH NAVIGATION LLC DBA DISPATCHHEALTH	1	168	32	16%	201
Governors Creek Health and Rehabilitation	1	198	2	1%	201
COLLIER COUNTY JAIL		199	2	1%	201
RAPID RELIABLE TESTING NY LLC		189	12	6%	201
VAMC WEST PALM LAB		5	196	98%	201
LABCORP BURLINGTON	1	152	48	24%	201
PALMS FACILITY INC		186	15	7%	201
SENIOR LIVING VII TAMPA LLC□	1	190	9	5%	200
YOUR FAMILY WALK-IN CLINIC		15	185	93%	200
HERITAGE HEALTHCARE AND REHABILITATION CENTER		195	5	3%	200
LAB CORP	1	116	83	42%	200
AMA MEDICAL GROUP LLC		167	32	16%	199
GRACE PEDIATRICS		168	31	16%	199
AVANTE OF BOCA RATON		198	1	1%	199
ADVENT HEALTH - CARROLLWOOD	4	169	26	13%	199
PEDIATRIC SPECIALISTS MEDICAL GROUP□	1	177	20	10%	198
LAUREL POINT CARE ACQUISITION LLC DBA SANDGATE GARDENS REHAB AND NURSI		171	27	14%	198
Sunrise Health and Rehabilitation Center		190	8	4%	198

# COVID-19: testing by laboratory

Data through Apr 9, 2021 verified as of Apr 10, 2021 at 09:25 AM

Data in this report are provisional and subject to change.

The numbers in the table below represent the number of Florida and non-Florida residents for whom test results were received by the Department of Health. A person can be tested by more than one laboratory and can have both positive and negative results. **Therefore, the sum of the numbers in each column will be larger than the total number of people tested.**

Reporting lab	Inconclusive	Negative	Positive	Percent positive	Total
GEORGE SAFRAN MD PC		185	13	7%	198
CAREATC CITY OF TAMPA	2	166	30	15%	198
PATRIOT MEDICAL LABORATORIES		190	8	4%	198
DEPARTMENT OF HEALTH & HUMAN SERVICES		198			198
RIVERSIDE RECOVERY OF TAMPA		196	1	1%	197
NAIA		196	1	1%	197
PEDIATRICS IN BREVARD PA- ROCKLEDGE		157	39	20%	196
RIVERWOOD CENTER,THE		186	10	5%	196
NO FLORIDA PEDIATRICS, PA		169	27	14%	196
ABBIEJEAN RUSSELL CARE CENTER		195	1	1%	196
ADVENT HEALTH - PALM HARBOR ER		157	38	19%	195
A PLUS PEDIATRICS		172	23	12%	195
BARKLEY PLACE	1	190	4	2%	195
Heritage Park Rehabilitation & Healthcare		177	18	9%	195
JUNO DERMATOLOGY LLC		178	17	9%	195
BRUCE S WEST MD	1	192	1	1%	194
ALLSOUTH URGENT CARE		25	169	87%	194
BEACON AT GULF BREEZE, THE	2	181	11	6%	194
HOSPITAL FOR SPECIAL SURGERY		191	3	2%	194
GULF COAST MEDICAL CENTER		188	6	3%	194
ESCAMBIA COUNTY JAIL DETENTION DIVISION		188	5	3%	193
FLORIDA DEPARTMENT OF HEALTH IN TAYLOR COUNTY	1	149	43	22%	193
MIAMI VA HEALTHCARE SYSTEM			193	100%	193
LEESBURG PEDIATRICS		161	32	17%	193
SARNO EXTENDED HOURS		124	69	36%	193
Hampton Court Nursing and Rehabilitation Center		190	2	1%	192
WALGREENS 4915	1	172	19	10%	192
CYPRESS POINT LIVING, LLC		177	15	8%	192
FINLAY CLINICAL LABORATORY INC	1	39	152	79%	192
WORKPLACE SCREENING INTELLIGENCE			192	100%	192
REGENCY PARK		174	18	9%	192
ARDEN COURTS OF DELRAY BEACH FL LLC	3	179	10	5%	192
BONITA PHARMACY		173	19	10%	192
PARK MEADOWS HEALTH AND REHABILITATION CENTER		191			191
SOUTH BALDWIN REGIONAL MEDICAL CENTER		179	12	6%	191
WILLISTON PEDIATRICS PA	1	156	34	18%	191
ABSOLUTE HEALTH INTERNAL MEDICINE AND PEDIATRICS		171	20	10%	191
HEALTH LINK DIAGNOSTIC LABORATORIES		182	9	5%	191
TOTAL RENAL LABORATORIES INC		172	18	9%	190
EDWARD J HEALEY REHAB & NURSING CENTER		190			190
SACRED HEART HEALTH SYSTEM INC		155	35	18%	190
MCW MENTAL HEALTH LLC		186	4	2%	190
NEO GENOMICS - FORT MYERS	1	183	6	3%	190
JACKSONVILLE NURSING AND REHAB CENTER		181	8	4%	189
FIRST CHOICE PEDIATRICS SEMORAN		98	91	48%	189
PROFESSIONAL URGENT CARE SERVICES		146	43	23%	189



# COVID-19: testing by laboratory

Data through Apr 9, 2021 verified as of Apr 10, 2021 at 09:25 AM

Data in this report are provisional and subject to change.

The numbers in the table below represent the number of Florida and non-Florida residents for whom test results were received by the Department of Health. A person can be tested by more than one laboratory and can have both positive and negative results. **Therefore, the sum of the numbers in each column will be larger than the total number of people tested.**

Reporting lab	Inconclusive	Negative	Positive	Percent positive	Total
Kindred Hospital South Florida Hollywood SNU		181	8	4%	189
VIERA MANOR ASSISTED LIVING RESIDENCE		181	7	4%	188
WOMEN'S CARE FLORIDA LABORATORY		183	5	3%	188
AMERICAN ESOTERIC LAB-BIRMINGHAM		185	3	2%	188
OCEAN REEF MEDICAL CENTER		150	38	20%	188
PLANTATION NURSING & REHAB CENTER		187			187
US MEDICAL CARE, INC		164	23	12%	187
ALL SEASONS NAPLES LLC		181	6	3%	187
CSL PLASMA		31	155	83%	186
ZON BEACHSIDE LLC		149	37	20%	186
ANTHEM LAKES LLC		151	35	19%	186
NIGHT LITE PEDIATRICS WINTER GARDEN		144	42	23%	186
PHYSICIANS REGIONAL MEDICAL CENTER - PINE RIDGE		20	166	89%	186
HUNT CLUB PEDIATRIC ASSOCIATES PA		120	66	35%	186
VILLA MARIA WEST SKILLED NURSING FACILITY		179	7	4%	186
BAPTIST HEALTH PRIMARY CARE	1	134	50	27%	185
VIERA DEL MAR HEALTH AND REHABILITATION CENTER		179	6	3%	185
HEALTHPOINT MED GRP OF THE EMERALD COAST LLC		150	35	19%	185
LIFE CARE CENTER OF ALTAMONTE SPRINGS		157	28	15%	185
PPC-LAB EDI ORCHARD BI		176	9	5%	185
LAKE WALES OPERATING GROUP LLC		180	5	3%	185
ADVENT		172	13	7%	185
HAWKINS FAMILY MEDICINE LLC	1	133	51	28%	185
GEORGIA DEPARTMENT OF PUBLIC HEALTH	1	5	178	97%	184
ST. JAMES BAY HEALTH AND REHABILITATION CENTER		183	1	1%	184
SUMMERFIELD EMERGENCY ROOM		139	45	24%	184
CANTERFIELD OF CLAY COUNTY		146	38	21%	184
CARE CENTERS OF NASSAU		181	3	2%	184
GLADES HEALTH CARE CENTER		181	3	2%	184
DOLPHIN POINTE HEALTH CARE LLC		164	20	11%	184
ADVENT HEALTH CENTRA CARE - WESLEY CHAPEL		13	170	93%	183
TUSCAN GARDENS OF VENETIA MANAGEMENT COMPANY		169	14	8%	183
NADAL PEDIATRICS - VICTORIA STREET (3385)		155	28	15%	183
BROOKDALE ORANGE PARK		181	1	1%	182
CANTERFIELD OF OCALA, LLC		171	11	6%	182
VILLAGE PEDIATRICS LLC		152	29	16%	181
PRIMECARE OF DOTHAN		127	54	30%	181
Emory L Bennett State Veterans Nursing Home		178	3	2%	181
EXOSOME DIAGNOSTICS	1	161	19	10%	181
ARDEN COURTS OF LARGO FL, LLC		159	22	12%	181
SUNY UPSTATE MEDICAL UNIVERSITY		165	15	8%	180
STERLING HOUSE OF PUNTA GORDA		179	1	1%	180
GENETIC TECHNOLOGICAL INNOVATIONS, LLC		166	13	7%	179
PEDIATRICS OF GREATER ORLANDO		153	26	15%	179
CLERMONT URGENT CARE			178	100%	178
EMBRY RIDDLE AERONAUTICAL UNIVERSITY HEALTH SERVICES		1	176	99%	177

# COVID-19: testing by laboratory

Data through Apr 9, 2021 verified as of Apr 10, 2021 at 09:25 AM

Data in this report are provisional and subject to change.

The numbers in the table below represent the number of Florida and non-Florida residents for whom test results were received by the Department of Health. A person can be tested by more than one laboratory and can have both positive and negative results. **Therefore, the sum of the numbers in each column will be larger than the total number of people tested.**

Reporting lab	Inconclusive	Negative	Positive	Percent positive	Total
RDV SPORTSPLEX PEDIATRICS		149	28	16%	177
ROSECASTLE OF CITRUS		147	30	17%	177
CHARTER SENIOR LIVING OF PANAMA CITY BEACH		156	21	12%	177
ADVENT HEALTH CENTRA CARE - CARROLLWOOD		5	172	97%	177
BRIGHTON EGGERT PHARMACY INC		170	7	4%	177
NORTH FLORIDA INTERNAL MEDICINE PA		142	34	19%	176
FLORIDA DEPARTMENT OF HEALTH IN ALACHUA COUNTY -		162	14	8%	176
GENE BY GENE		61	115	65%	176
ROSECASTLE OF ZEPHRILLS		172	3	2%	175
Signature Healthcare of Ormond		174	1	1%	175
CAYUGA MEDICAL CENTER AT ITHACA		170	5	3%	175
BVM THE BRIDGES LLC		175			175
NORTH BEACH REHABILITATION CENTER		173	2	1%	175
The Inn at Sarasota Bay Club		173	2	1%	175
BAY EDUCATORS WELLNESS CENTER		118	57	33%	175
ORLANDO HEALTH EMERGENCY DEPARTMENT		163	12	7%	175
D PEDIATRICS		158	17	10%	175
ANCHOR CARE AND REHABILITATION CENTER		173	1	1%	174
ASTON GARDENS AT PELICAN MARSH		169	5	3%	174
MID FLORIDA PATHOLOGY LLC MOBILE UNIT #4		121	53	30%	174
AMERICAN FAMILY MEDICAL LLC		131	42	24%	173
CENTRAL FLORIDA HEALTHCARE GROUP LLC		151	22	13%	173
FORT WALTON REHABILITATION CENTER		133	39	23%	172
VIPEDIATRICS PLLC		157	15	9%	172
MOBILE INFIRMARY MED CENTER PATH LAB		157	15	9%	172
SUWANNEE VALLEY NURSING CENTER		158	14	8%	172
BARBARA O'REILLY MD PA		167	4	2%	171
BROOKDALE FORT MYERS THE COLONY		167	4	2%	171
FLORIDA MEDICAL CLINIC LLC		103	68	40%	171
LAKEVIEW TERRACE RETIREMENT COMMUNITY		154	17	10%	171
URGENT CARE OF THE PALM BEACHES, NORTH PALM BEACH			170	100%	170
HIGHLANDS LAKE CENTER		165	5	3%	170
Life Care Center of Orlando		164	5	3%	169
VITAS HEALTHCARE CORPORATION OF FL		154	15	9%	169
HEARTLAND HEALTHCARE AND REHAB CENTER		146	22	13%	168
COASTAL INTERNAL MEDICINE		130	38	23%	168
WEST COAST FAMILY MEDICAL CARE		134	34	20%	168
PANAMA CITY DEVELOPMENTAL CENTER□		168			168
ADVENT HEALTH CENTRA CARE - TEMPLE TERRACE	1	103	63	38%	167
EAST NEW YORK DIAGNOSTIC AND TREATMENT		158	9	5%	167
RITE MEDICAL CARE PC		165	2	1%	167
Madison Health and Rehabilitation Center		131	36	22%	167
OSPREY VILLAGE AT AMELIA ISLAND LTD		157	10	6%	167
FINNISH AMERICAN REST HOME-ALF		164	2	1%	166
MEADOWCREST FAMILY PHYSICIANS		97	69	42%	166
QUALITY URGENT CARE AND WELLNESS PL	3	119	44	27%	166

# COVID-19: testing by laboratory

Data through Apr 9, 2021 verified as of Apr 10, 2021 at 09:25 AM

Data in this report are provisional and subject to change.

The numbers in the table below represent the number of Florida and non-Florida residents for whom test results were received by the Department of Health. A person can be tested by more than one laboratory and can have both positive and negative results. **Therefore, the sum of the numbers in each column will be larger than the total number of people tested.**

Reporting lab	Inconclusive	Negative	Positive	Percent positive	Total
WOODBRIIDGE FACILITY INC		161	5	3%	166
FHMG-FLORIDA HOSPITAL MEDICAL GROUP		141	25	15%	166
NO FLORIDA PEDIATRICS, PA - BRADFORD		136	29	18%	165
QUEENS HOSPITAL CENTER	1	154	10	6%	165
KINDRED HOSPITAL MELBOURNE	1	158	6	4%	165
BROOKDALE BONITA SPRINGS		162	3	2%	165
CITRUS HEALTH AND REHAB		132	33	20%	165
THE ARLINGTON OF NAPLES INC.		162	3	2%	165
GATTOLINE ENTERPRISES, INC. DBA FAMILY CARE PHARMACY		136	28	17%	164
FREEDOM SQUARE NURSING CENTER		156	8	5%	164
NORTH PORT REHABILITATION AND NURSING CENTER		163	1	1%	164
TERRACE AT HOBE SOUND, THE	1	154	9	5%	164
PRECISION GENETICS, INC		157	6	4%	163
WESLEY HAVEN VILLA	1	128	34	21%	163
GULFCOAST PEDIATRICS		154	9	6%	163
Signature Healthcare of Palm Beach		162	1	1%	163
BRADENTON HEALTH CARE		163			163
TRI COUNTY NURSING HOME		162	1	1%	163
SOMERBY LAKE NONA		154	7	4%	161
MEASE COUNTRYSIDE HOSPITAL		2	159	99%	161
KRYSTAL BAY NURSING AND REHABILITATION		154	6	4%	160
ISLAND HEALTH AND REHABILITATION CENTER		159	1	1%	160
FLORIDA HEALTH CARE PLANS INC		2	158	99%	160
F&T MEDICAL RESEARCH, INC		160			160
ARCADIA HEALTH AND REHABILITATION CENTER		100	60	38%	160
GREENBRIAR REHABILITATION AND NURSING CENTER	1	159			160
KEYSTONE REHAB		160			160
DESOTO PALMS ALF		154	5	3%	159
BROOKDALE PENSACOLA		158	1	1%	159
APOLLO HEALTH & REHABILITATION		153	6	4%	159
WALGREENS #06012		139	19	12%	158
WUESTHOFF REF LABORATORY			158	100%	158
CVS		41	116	74%	157
TRADITION MEDICAL CENTER LABORATORY		55	102	65%	157
DOCTORS MEMORIAL FAMILY PRACTICE	2	119	36	23%	157
ALL FLORIDA FAMILY AND SPORTS MEDICINE		134	23	15%	157
Englewood Healthcare and Rehab		141	15	10%	156
TIMBERRIDGE NURSING HOME & REHAB		123	33	21%	156
Lehigh Acres Health and Rehabilitation		144	12	8%	156
DIAMOND RIDGE		147	8	5%	155
POINTE, THE		127	28	18%	155
PROVIDENCE HOSPITAL LABORATORY		147	8	5%	155
WRIGHTS HEALTH CARE AND REHABILITATION CENTER		125	30	19%	155
WILTON MANORS HEALTH & REHABILITATION CENTER		146	9	6%	155
COCOA BEACH/ADVENT CENTRA		41	114	74%	155
FAWCETT MEMORIAL HOSPITAL-LAB		39	115	75%	154

# COVID-19: testing by laboratory

Data through Apr 9, 2021 verified as of Apr 10, 2021 at 09:25 AM

Data in this report are provisional and subject to change.

The numbers in the table below represent the number of Florida and non-Florida residents for whom test results were received by the Department of Health. A person can be tested by more than one laboratory and can have both positive and negative results. **Therefore, the sum of the numbers in each column will be larger than the total number of people tested.**

Reporting lab	Inconclusive	Negative	Positive	Percent positive	Total
PALMETTO FACILITY INC	1	153			154
PRUITT HEALTH		152	2	1%	154
HAZELDEN FLORIDA	1	146	7	5%	154
JACKSON COUNTY HEALTH DEPARTMENT		107	47	31%	154
WALGREENS 6221		136	17	11%	153
LIFE BRITE		137	16	10%	153
KINDRED HOSPITAL - SOUTH FLORIDA		150	3	2%	153
MAINSTREAM DIAGNOSTIC LABORATORY LLC		130	22	14%	152
SUNNY HILLS ALF OF SEBRING INC		140	12	8%	152
GRAVITY DIAGNOSTICS		56	96	63%	152
BENTON HOUSE AT OAKLEAF		122	30	20%	152
TUSCAN ISLE CHAMPIONSGATE OP CO LLC		150	2	1%	152
PHYSICIAN PARTNERS PERRY		88	64	42%	152
REFUAH HEALTH CENTER LABORATORY		143	8	5%	151
Peninsula Care and Rehab		139	12	8%	151
NAVARRE GARDENS LLC		126	25	17%	151
PALM BEACH COUNTY HEALTH DEPT LAB	4	139	7	5%	150
ADVENTHEALTH HOSPICE CARE CENTRAL FLORIDA		146	4	3%	150
The Crossroads		149	1	1%	150
CRANE CENTER		119	31	21%	150
CHERRY OAK PALM BEACH COUNTY		142	8	5%	150
ADVENTHEALTH MEDICAL GROUP FAMILY MEDICINE AT		113	37	25%	150
CORE BIO LABS		76	74	49%	150
LABORATORY OF FLORIDA		97	53	35%	150
KINDRED HOSPITAL SOUTH FLORIDA		119	30	20%	149
SHC College Park		148	1	1%	149
CLEARWATER STATMED QUICK QUALITY CLINICS		43	106	71%	149
GOLD CHOICE SENIOR COMMUNITIES		109	40	27%	149
AMERICAN HOUSE COCONUT POINT		131	18	12%	149
JEFFERSON COUNTY HEALTH DEPARTMENT-MONTICELLO		118	31	21%	149
HCTB INC		126	23	15%	149
XPRESS URGENT CARE- PORT ST. LUCIE		45	104	70%	149
PRECISION HEALTH RESOURCES, LLC	1	133	15	10%	149
WALTON PLACE		149			149
PROMPT CARE OF CENTRAL FLORIDA			148	100%	148
PEDIATRIC ASSOCIATES AT ARGYLE PA		142	6	4%	148
MILLENNIUM LAB SERVICES			148	100%	148
SEAGRASS VILLAGE FLEMING ISLAND		111	37	25%	148
ALLCARE MEDICAL CENTERS PC		123	24	16%	147
FIRSTCARE CLINIC		72	75	51%	147
CROSSWINDS HEALTH AND REHABILITATION CENTER	1	144	2	1%	147
JPR URGENT MEDICAL CARE		143	4	3%	147
CARE RESOURCE COMMUNITY HEALTH CENTERS INC		140	7	5%	147
SONATA COCONUT CREEK	2	122	23	16%	147
MACKOUL PEDIATRICS FORT MYERS		130	17	12%	147
MINUTECLINIC DIAGNOSTIC		138	8	5%	146

# COVID-19: testing by laboratory

Data through Apr 9, 2021 verified as of Apr 10, 2021 at 09:25 AM

Data in this report are provisional and subject to change.

The numbers in the table below represent the number of Florida and non-Florida residents for whom test results were received by the Department of Health. A person can be tested by more than one laboratory and can have both positive and negative results. **Therefore, the sum of the numbers in each column will be larger than the total number of people tested.**

Reporting lab	Inconclusive	Negative	Positive	Percent positive	Total
BOSTON RED SOX CLUB LP		144	2	1%	146
Quail Run Health Care Center		146			146
REGENCY CARE OF BLOUNTSTOWN LLC		135	10	7%	145
WEDGEWOOD HEALTHCARE CENTER		93	52	36%	145
BAYCARE HEALTH SYSTEMS		5	140	97%	145
MINUTECLINIC DIAGNOSTIC OF TEXAS, LLC		130	15	10%	145
ADVENTHEALTH CENTRA CARE PONCIANA	1	81	63	43%	145
FAMILY EXTENDED CARE OF CENTRAL TAMPA		127	18	12%	145
TGH URGENT CARE – SEMINOLE			145	100%	145
BROOKDALE CAPE CORAL		145			145
Nemours Children's Urgent Care		80	64	44%	144
DAYSPRING VILLAGE		122	22	15%	144
East Bay Rehabilitation Center		110	34	24%	144
NCRNC INC		140	4	3%	144
PROVISTA DIAGNOSTICS, INC		140	3	2%	143
ESCAMBIA COUNTY JAIL	2	111	30	21%	143
FAWCETT MEMORIAL HOSPITAL LABORATORY			143	100%	143
JEFFERY WEINZWEIG		2	141	99%	143
DB MD		126	16	11%	142
MINUTECLINIC DIAGNOSTIC OF SOUTH CARO		118	24	17%	142
Oakhurst Center		135	7	5%	142
SEMINOLE TRIBE OF FLORIDA		116	26	18%	142
ARDEN COURTS OF PALM HARBOR		122	20	14%	142
PORT ST LUCIE REHABILITATION AND HEALTHCARE		98	43	30%	141
UNITED CLINICAL LABORATORIES		132	9	6%	141
OAKS OF KISSIMMEE HEALTH AND REHABILITATION CENTER		138	3	2%	141
ATMORE COMMUNITY HOSPITAL LABORATORY		114	27	19%	141
RESEARCH CENTERS OF AMERICA, LLC		117	24	17%	141
CLINICA HISPANA		1	140	99%	141
NOVARI CARE LLC		97	44	31%	141
HOSPICE OF THE TREASURE COAST		135	5	4%	140
LabCorp L#09258090 M#09258105		74	66	47%	140
GATEWAY CARE CENTER		139	1	1%	140
DAYSPRING SENIOR LIVING LLC		138	2	1%	140
Gulf Coast Healthcare (Longwood Health and Rehab		118	21	15%	139
GRAND OAKS HEALTH & REHABILITATION		138	1	1%	139
CITRUS MEMORIAL HOSPITAL			139	100%	139
AEGIS MEDICAL GROUP		116	23	17%	139
SMILEY MEDICAL GROUP		108	30	22%	138
WINDSOR OF LAKEWOOD RANCH,THE		136	2	1%	138
MV MEDICAL PRACTICE DBA PRIMARY URGENT CARE		131	7	5%	138
ADVENT HEALTH CENTRA CARE - CITRUS PARK		9	129	93%	138
ADVENT HEALTH CENTRA CARE - DELAND		28	110	80%	138
AMERICAN PATHOLOGY PARTNERS		136	2	1%	138
AHEC CLINIC		8	130	94%	138
CARENOW URGENT CARE - LAKE MARY			138	100%	138

# COVID-19: testing by laboratory

Data through Apr 9, 2021 verified as of Apr 10, 2021 at 09:25 AM

Data in this report are provisional and subject to change.

The numbers in the table below represent the number of Florida and non-Florida residents for whom test results were received by the Department of Health. A person can be tested by more than one laboratory and can have both positive and negative results. **Therefore, the sum of the numbers in each column will be larger than the total number of people tested.**

Reporting lab	Inconclusive	Negative	Positive	Percent positive	Total
Centre Pointe Health and Rehabilitation Center		126	11	8%	137
SPRING HAVEN RETIREMENT	1	133	3	2%	137
MANOR AT BLUEWATER BAY		131	6	4%	137
DOCTOR'S IN HOUSE LABORATORY		18	119	87%	137
WILLOWBROOKE COURT AT ST ANDREWS ESTATES		132	5	4%	137
Lakeside Nursing and Rehabilitation Center	1	111	25	18%	137
ARDEN COURTS OF LELY PALMS□		134	2	1%	136
LONGWOOD HEALTH AND REHABILITATION CENTER		124	12	9%	136
LIFE CARE CENTER OF JACKSONVILLE□		115	21	15%	136
ADVENT HEALTH CENTRA CARE - ORANGE CITY	1	53	82	60%	136
MANOR CARE OF PALM HARBOR		135	1	1%	136
MED COMP SCIENCES		3	133	98%	136
SONATA DELRAY BEACH		125	11	8%	136
CLARE BRIDGE OF CAPE CORAL	1	135			136
A2Z DIAGNOSTICS		135	1	1%	136
PEDIATRIC CARE CENTER		135			135
REGENCY OAKS HEALTH CENTER		133	2	1%	135
IRL MARKET LAB ALACHUA		104	31	23%	135
SONATA WEST		133	2	1%	135
OPPENHEIMER PLASTIC SURGERY LLC		129	5	4%	134
EAST RIDGE RETIREMENT VILLAGE		134			134
STEWARD MEDICAL GROUP		34	100	75%	134
SUNY UPSTATE OVERFLOW LABORATORY		134			134
ADVANCED MEDICAL CENTER		86	48	36%	134
HIGHLANDS MEDICAL CENTER		130	3	2%	133
GARDENS HEALTH NH LLC		130	3	2%	133
SOUTH CAMPUS FACILITY INC		122	11	8%	133
CENTRACARE		18	114	86%	132
THE REHABILITATION CENTER OF LAKE CITY		127	5	4%	132
SANDALWOOD NURSING CENTER		125	7	5%	132
VITAS HEALTHCARE		121	11	8%	132
AMERICAN HOUSE-BONITA SPRINGS□		131	1	1%	132
DIAGNOSTIC LABORATORY OF OKLAHOMA		106	26	20%	132
HARBORCHASE OF VERO BEACH	1	115	16	12%	132
ARIZONA DEPARTMENT OF HEALTH SERVICES		5	127	96%	132
MINUTECLINIC LLC #4987		114	17	13%	131
LAKELAND REGIONAL HEALTH LAKE MIRIAM	2	87	42	32%	131
The Crossings		129	2	2%	131
THE WELLNESS CENTER AT LAKEWOOD RANCH		43	88	67%	131
INTEGRATED REGIONAL LABORATORIES		119	12	9%	131
FOUNTAINS OF HOPE LLC, THE		130	1	1%	131
COQUINA CENTER		125	5	4%	130
WEST		115	15	12%	130
SONNIS PEDIATRICS PA		116	14	11%	130
MOOSEHAVEN LIFE CARE CENTER		130			130
WELLNOW URGENT CARE PC		128	2	2%	130

# COVID-19: testing by laboratory

Data through Apr 9, 2021 verified as of Apr 10, 2021 at 09:25 AM

Data in this report are provisional and subject to change.

The numbers in the table below represent the number of Florida and non-Florida residents for whom test results were received by the Department of Health. A person can be tested by more than one laboratory and can have both positive and negative results. **Therefore, the sum of the numbers in each column will be larger than the total number of people tested.**

Reporting lab	Inconclusive	Negative	Positive	Percent positive	Total
WILLOW BROOKE COURT AT AZALEA TRACE		128	1	1%	129
KINDRED HOSPITAL NORTH FLORIDA	3	119	7	5%	129
CHARLES CROFT MD	1	127	1	1%	129
ST PETERSBURG PEDIATRICS-MLK JUNIOR BLVD		120	9	7%	129
TRI-COUNTY NURSING HOME		117	12	9%	129
BMHSI-AEL MICROBIOLOGY LABORATORY	2	102	25	19%	129
QUICK CARE MED PL CR		80	48	38%	128
MAGNOLIA MEDICAL CLINIC		20	108	84%	128
SUMMIT MEDICAL GROUP		116	11	9%	127
LABCORP RTP		51	76	60%	127
GESSLER CLINIC PA		98	29	23%	127
BIGGERS FAMILY MEDICINE PA	1	113	13	10%	127
HILLSBOROUGH COUNTY DEVELOPMENTAL CTR	1	117	9	7%	127
KINDRED HOSPITAL-BAY AREA-ST PETERSBURG LAB	1	120	6	5%	127
SHOAL CREEK REHABILITATION CENTER		85	42	33%	127
PANAMA PHARMACY	3	105	18	14%	126
THE CLUB AND REHABILITATION CENTER		125	1	1%	126
ARBOR TERRACE SAN JOSE LLC	3	121	2	2%	126
GABISA MEDICAL LLC		126			126
IQBAL A FARUQUI MD		93	32	26%	125
GRAND VILLA OF LAKELAND		119	6	5%	125
WINDERMERE MEDICAL CENTER		119	5	4%	124
VITAS HEALTHCARE CORPORATION OF FLORIDA		120	4	3%	124
FLORIDA DEPARTMENT OF HEALTH IN LAKE COUNTY	1	79	44	35%	124
Mt Sinai Aventura			124	100%	124
NORTH FL SOUTH GA HCS-MALCOM RANDALL VAMC			124	100%	124
SURFSIDE URGENT CARE		102	22	18%	124
LEE MEMORIAL HEALTH SYSTEM HEALTH FAIR		119	5	4%	124
ARBOR GLEN AT ARBOR TRACE	2	113	9	7%	124
TURNING POINT OF TAMPA		117	7	6%	124
ADVENT HEALTH CENTRA CARE - BRANDON		31	93	75%	124
GENEDX		48	75	61%	123
HEARTLAND PHARMACY LAKE PLACID, INC		93	30	24%	123
MERCY MEDICAL URGENT CARE CENTER INC		72	51	41%	123
ISLAND URGENT CARE PLLC DBA AFC URGENT CARE		122	1	1%	123
SOUTH GEORGIA MEDICAL CENTER		83	40	33%	123
CITRUS MEMORIAL HEALTH SYSTEM LAB		2	121	98%	123
ALTERNATIVE LIVING, INC DBA TWIN CITIES PAVILION		119	3	2%	122
PSL NAPLES BH OPERATIONS, LLC		122			122
FLORIDA ATLANTIC UNIVERSITY		115	7	6%	122
L&S SENIOR CARE DBA ARCADIA OAKS	4	117	1	1%	122
THREE OAKS PHARMACY INC		109	13	11%	122
MINUTECLINIC DIAGNOSTIC OF RHODE ISLAND, LLC #729		118	4	3%	122
MEMORY CARE OF NAPLES		122			122
PINELLAS COUNTY JAIL			121	100%	121
OAKS OF CLEARWATER, THE		118	3	2%	121

# COVID-19: testing by laboratory

Data through Apr 9, 2021 verified as of Apr 10, 2021 at 09:25 AM

Data in this report are provisional and subject to change.

The numbers in the table below represent the number of Florida and non-Florida residents for whom test results were received by the Department of Health. A person can be tested by more than one laboratory and can have both positive and negative results. **Therefore, the sum of the numbers in each column will be larger than the total number of people tested.**

Reporting lab	Inconclusive	Negative	Positive	Percent positive	Total
MEYER PEDIATRICS		107	14	12%	121
URGENT CARE TCMA			121	100%	121
CORNERSTONE MEDICAL CARE OF BRANDON PL		100	21	17%	121
SOLARIS SENIOR LIVING OF MERRITT ISLAND		117	4	3%	121
Sandy Ridge Center for Rehabilitation and Healing		100	21	17%	121
PORT CHARLOTTE HMA		105	16	13%	121
Crystal Health & Rehab Center		115	6	5%	121
OCALA CBOC		115	6	5%	121
PARKVIEW HEALTH		121			121
THE COURTYARD ASSISTED LIVING		117	4	3%	121
TGH URGENT CARE - TYRONE		3	117	98%	120
SIGNATURE HEALTHCARE OF PORT CHARLOTTE		113	7	6%	120
BROOKDALE JENSEN BEACH		117	3	3%	120
SEMINOLE SPORTS AND FAMILY MEDICINE		105	15	13%	120
NSPIRE HEALTHCARE TAMARAC		80	40	33%	120
SEVEN HILLS HEALTH AND REHABILITATION CENTER		104	16	13%	120
ARBOR TERRACE ORTEGA LLC	2	116	2	2%	120
ARDEN COURTS OF WEST PALM BEACH		119	1	1%	120
MATHISON RETIREMENT COMMUNITY		114	5	4%	119
PICH KTM CORP DBA MEDTOWN PHARMACY		102	17	14%	119
MICRO PATH LABORATORIES INC		116	3	3%	119
PALMS EDGE	1	111	7	6%	119
MY CLINICAL LAB INC		17	102	86%	119
MED ONE AT SAINT AUGUSTINE		87	32	27%	119
MONTEFIORE MEDICAL CENTER LABORATORIES - MOSES		109	10	8%	119
DIATHERIX LABORATORIES		70	49	41%	119
FLAGLER COLLEGE HEALTH SERVICES		86	33	28%	119
RDX BIOSCIENCE		60	59	50%	119
MD NOW MEDICAL CENTERS INC		87	32	27%	119
HOBDAIRI FAMILY HEALTH LLC		82	36	31%	118
BIODESIX, INC.		89	29	25%	118
EC OPCO CARROLLWOOD LLC		111	7	6%	118
COASTAL HEALTH AND REHAB		110	8	7%	118
SH HERON EAST LLC		103	15	13%	118
JOHN KNOX VILLAGE OF CENTRAL FLORIDA		112	5	4%	117
Golfview Healthcare Center		111	6	5%	117
PRIME HEALTH OF NORTH PORT LLC		98	19	16%	117
VILLAS OF HOLLY BROOK - BRADENTON 14TH		115	2	2%	117
BROOKDALE COLONIAL PARK	2	114	1	1%	117
NEIGHBORHOOD MEDICAL CENTER		112	5	4%	117
LATE HOURS URGENT CARE		61	55	47%	116
BELVEDERE COMMONS OF FORT WALTON BEACH		106	10	9%	116
WESTCHESTER MEDICAL CENTER	1	110	5	4%	116
COASTAL DETOX		113	3	3%	116
MD 365 MEDICAL CARE		115	1	1%	116
UNIVERSITY HEALTH SYSTEM INC		105	11	9%	116



# COVID-19: testing by laboratory

Data through Apr 9, 2021 verified as of Apr 10, 2021 at 09:25 AM

Data in this report are provisional and subject to change.

The numbers in the table below represent the number of Florida and non-Florida residents for whom test results were received by the Department of Health. A person can be tested by more than one laboratory and can have both positive and negative results. **Therefore, the sum of the numbers in each column will be larger than the total number of people tested.**

Reporting lab	Inconclusive	Negative	Positive	Percent positive	Total
LEE COUNTY SCHOOL DISTRICT	1	108	7	6%	116
SUNFLOWER SPRINGS ASSISTED LIVING		105	10	9%	115
Belleair Healthcare Center		109	6	5%	115
FEDERATION CCRC OPERATIONS CORP		115			115
Hialeah Nursing And Rehabilitation Center		109	6	5%	115
BROWARD HEALTH CORAL SPRINGS EPIDEMIOLOGY DEPT		1	114	99%	115
TIFFANY HALL NURSING AND REHAB CENTER		106	9	8%	115
Courtyards of Orlando Care Center		102	12	11%	114
PANCARE HEALTH GULF COUNTY		86	28	25%	114
TREASURE COAST MEDICAL ASSOCIATES		4	110	96%	114
BROOKDALE PALM COAST		114			114
WESTWOOD NURSING & REHAB		80	34	30%	114
SUMMIT MEDICAL GROUP PA		104	10	9%	114
UNIVERSITY MEDICAL CENTER SUITES		100	14	12%	114
SOUTH BALDWIN MEDICAL CENTER GULF SHORES		91	23	20%	114
CABANA AT JENSEN DUNES, THE		110	4	4%	114
ELAN BUENA VISTA		97	17	15%	114
ISLAND DOCTORS		23	91	80%	114
GRAND VILLA OF ORMOND BEACH		107	6	5%	113
PHYSICIANS REGIONAL CLINIC		84	29	26%	113
MINUTECLINIC DIAGNOSTIC OF NORTH CAROL		90	23	20%	113
FHMG LAKE MARY PEDS		98	15	13%	113
ORANGE PARK PEDIATRICS		103	10	9%	113
BAY REGIONAL URGENT CARE	1	72	39	35%	112
ROHR HOME		109	3	3%	112
CSL PLASMA INC		9	103	92%	112
CLEVELAND CLINIC FOUNDATION		12	100	89%	112
ALLIED HEALTH FORT PIERCE		112			112
HOSPICE OF THE EMERALD COAST INC - PANAMA CITY	2	103	7	6%	112
VILLAGE ON THE ISLE		105	6	5%	111
MG PORT CHARLOTTE II SUBTENANT LLC		99	12	11%	111
ALL MY KIDS PEDIATRICS INC		78	33	30%	111
DELAND WELLNESS CENTER			111	100%	111
ADVENTHEALTH MEDICAL GROUP PRIMARY CARE		103	8	7%	111
J FRANK AVEY MD		87	24	22%	111
LAKE HOUSE ASSISTED LIVING		93	17	15%	110
MORTON PLANT HOSPITAL NURSING		2	108	98%	110
TUSCAN ISLE OPERATING COMPANY LLC DBA		106	4	4%	110
KEYSTYLE LIVING LLC	1	108	1	1%	110
BAY PINES MEDICAL ASSOCIATES		1	108	99%	109
FHMG- FLORIDA HOSPITAL MEDICAL GROUP		96	13	12%	109
PEDIATRIC SERVICES AND BREATHING CENTER PA		84	25	23%	109
Riviera Health Resort		108	1	1%	109
North Lake Care Center		107	1	1%	108
EVANS HEALTH CARE		106	2	2%	108
HEARTLAND SOUTH JACKSONVILLE OF JACKSONVILLE FL ,		108			108

# COVID-19: testing by laboratory

Data through Apr 9, 2021 verified as of Apr 10, 2021 at 09:25 AM

Data in this report are provisional and subject to change.

The numbers in the table below represent the number of Florida and non-Florida residents for whom test results were received by the Department of Health. A person can be tested by more than one laboratory and can have both positive and negative results. **Therefore, the sum of the numbers in each column will be larger than the total number of people tested.**

Reporting lab	Inconclusive	Negative	Positive	Percent positive	Total
HOSPICE OF MARTIN & ST LUCIE, INC		105	3	3%	108
VIERA HOSPITAL			108	100%	108
NAVY HOSPITAL			107	100%	107
BAY VIEW HEALTHCARE		85	22	21%	107
CAREMOUNT MEDICAL - PATHOLOGY		103	4	4%	107
Ocala Oaks Rehabilitation Center		101	6	6%	107
NORTHEAST FLORIDA STATE HOSP-NURSING		106	1	1%	107
325TH MEDICAL GROUP		87	19	18%	106
ASHRAF MEDICAL GROUP PLLC DBA PULSE MD		103	3	3%	106
CAN COMMUNITY HEALTH		104	2	2%	106
LENOX HILL HOSPITAL		98	8	8%	106
NORTH FLORIDA EVALUATION AND TREATMENT CENTER	2	99	5	5%	106
HEART OF FLORIDA REGIONAL MED CTR		35	71	67%	106
PATRICK AIR FORCE BASE		3	103	97%	106
MINUTECLINIC DIAGNOSTIC OF NORTH CARO		94	12	11%	106
ELMCROFT OF BELLA VITA		98	8	8%	106
ADVANCED EMURGENT CARE		28	77	73%	105
MAJESTIC OAKS		102	3	3%	105
ST PETERSBURG PEDIATRICS-SEMINOLE		92	13	12%	105
WHITE PLAINS HOSPITAL CENTER LAB		101	4	4%	105
MEDICAL CONSULTANTS OF FLORIDA DBA	1	90	14	13%	105
GIBBENS FAMILY MEDICAL, LLC		85	19	18%	104
EMERALD COAST BEHAVIORAL HOSPITAL		98	6	6%	104
GRANDE, THE	2	98	4	4%	104
CARE CENTERS OF NASSAU, LLC - HENDRICKS RD		104			104
EAST RIDGE RETIREMENT VILLAGE INC		104			104
AU HEALTH		88	16	15%	104
VISTA MANOR		92	12	12%	104
VITAS HEALTHCARE CORP OF FLORIDA		103	1	1%	104
G & R HEALTH MART PHARMACY		84	20	19%	104
PREDICTIVE LABORATORIES, INC	1	90	13	13%	104
PEDIATRIC CARE CENTER- JACKSONVILLE BEACH		75	29	28%	104
LIFESTREAM BEHAVIORAL CENTER		82	21	20%	103
MENORAH HOUSE		102	1	1%	103
ST MARK ASSISTED LIVING CENTER	1	90	12	12%	103
BRANDON COMMUNITY HEALTH CENTER		81	22	21%	103
PUTNAM COUNTY SHERIFFS OFFICE		95	7	7%	102
LECONTE MEDICAL CENTER LAB		83	19	19%	102
LANDMARK HOSPITAL SOUTHWEST FLORIDA LLC		99	3	3%	102
SUNSHINE GARDENS		101	1	1%	102
HENNEPIN HEALTHCARE LABORATORY		102			102
MACADAMS HOME HEALTH AGENCY		100	1	1%	101
BROOKDALE VERO BEACH SOUTH AL		101			101
CCS - BROWARD COUNTY JAIL		94	7	7%	101
MINUTECLINIC DIAGNOSTIC OF OHIO LLC		81	20	20%	101
HARBORCHASE OF NAPLES		88	13	13%	101

# COVID-19: testing by laboratory

Data through Apr 9, 2021 verified as of Apr 10, 2021 at 09:25 AM

Data in this report are provisional and subject to change.

The numbers in the table below represent the number of Florida and non-Florida residents for whom test results were received by the Department of Health. A person can be tested by more than one laboratory and can have both positive and negative results. **Therefore, the sum of the numbers in each column will be larger than the total number of people tested.**

Reporting lab	Inconclusive	Negative	Positive	Percent positive	Total
BAPTIST MEDICAL CENTER SOUTH		81	20	20%	101
ORLANDO LUTHERAN TOWERS ASSISTED LIVING		101			101
MINUTECLINIC DIAGNOSTIC OF SOUTH CAROLINA, LLC		85	16	16%	101
NORTH SHORE MEDICAL LABS	1	93	7	7%	101
DOUGLAS T JACOBSON STATE VETERANS HOME		100			100
FLORIDA DEPARTMENT OF HEALTH IN WALTON COUNTY		87	13	13%	100
UNIVERSTIY CENTER MEDICAL LLC DBA	1	94	5	5%	100
PruittHealth Fleming Island		87	13	13%	100
GLOBAL CENTRAL LABS AT PPD	2	88	10	10%	100
EMERALD COAST CENTER		96	4	4%	100
QUALITY URGENT CARE AND WELLNESS		61	39	39%	100
Consulate Health Care of Port Charlotte		98	2	2%	100
Alhambra Health and Rehabilitation		99			99
SANIBEL INTERNAL MEDICINE, LLC		96	3	3%	99
MIAMI BEACH COMMUNITY HEALTH CENTER		2	97	98%	99
Consulate Health Care of Jacksonville		85	14	14%	99
CENTRAL FLORIDA HEALTH CARE		47	52	53%	99
TOTAL CARE PLUS LLC			99	100%	99
ST JOHNS COUNTY DETENTION CENTER		99			99
Cross Landings Health and Rehabilitation		97	2	2%	99
AVOW HOSPICE INC		99			99
GRAND VILLA OF DELAND		92	6	6%	98
NORTH CENTRAL BRONX HOSPITAL		93	5	5%	98
BLISS HEALTHCARE SERVICES	1	74	23	23%	98
LANDMARK, THE		48	50	51%	98
FLORIDA COMMUNITY HEALTH CENTERS INC			98	100%	98
SEMINOLE COUNTY HEALTH DEPARTMENT		79	19	19%	98
VALLEY MEDICAL CENTER		91	7	7%	98
KORGENE LAB	1	28	69	70%	98
URINEGOODHANDS LLC		96	2	2%	98
PLAZA OF HALLANDALE BEACH		98			98
DEVANSH LAB WERKS INC		79	18	19%	97
MINNESOTA TWINS		92	5	5%	97
KALEIDA HEALTH CENTER FOR LABORATORY		91	6	6%	97
HURLBURT FIELD CLINIC		39	58	60%	97
ARBOR TRAIL		77	20	21%	97
HEALTH CENTERS AT BRENTWOOD		96	1	1%	97
SUPERIOR RESIDENCES OF LECANTO		82	15	15%	97
RIDGEWOOD DIAGNOSTIC LABORATORY		92	5	5%	97
BAYSHORE MEMORY CARE		96			96
PEDIATRIC ASSOCIATES ORLANDO		82	14	15%	96
MARKET STREET VIERA		95	1	1%	96
ARDEN COURTS OF SARASOTA		79	17	18%	96
CROSS CITY REHABILITATION AND HEALTH CARE CENTER		72	23	24%	95
MD NOW MEDICAL CENTERS, INC.		74	21	22%	95
THE TERRACE OF KISSIMMEE		80	15	16%	95

# COVID-19: testing by laboratory

Data through Apr 9, 2021 verified as of Apr 10, 2021 at 09:25 AM

Data in this report are provisional and subject to change.

The numbers in the table below represent the number of Florida and non-Florida residents for whom test results were received by the Department of Health. A person can be tested by more than one laboratory and can have both positive and negative results. **Therefore, the sum of the numbers in each column will be larger than the total number of people tested.**

Reporting lab	Inconclusive	Negative	Positive	Percent positive	Total
ADVENT HEALTH CENTRA CARE - EAST ORLANDO		65	30	32%	95
ADVENT HEALTH CENTRA CARE - WATERMAN		79	15	16%	94
CONSULATE HEALTH CARE OF SARASOTA □	1	93			94
QPS, LLC		91	3	3%	94
PORT CHARLOTTE REHABILITATION CENTER		81	13	14%	94
DIAGNOSTIC SOLUTIONS		3	91	97%	94
ERIE COUNTY MEDICAL CTR CLINICAL LABS		90	4	4%	94
PENNSYLVANIA DEPT OF HEALTH		21	72	77%	93
BRIDGEVIEW CENTER LLC □		81	12	13%	93
PRESERVE AT PALM AIRE	3	90			93
PALM BAY HOSPITAL			93	100%	93
HARBOR BEACH NURSING AND REHABILITATION CENTER		90	3	3%	93
PUBLIC SQUARE PHARMACY LLC		73	20	22%	93
OMNI HEALTHCARE, INC		91	2	2%	93
STONY BROOK UNIVERSITY MEDICAL CENTER		78	14	15%	92
JOHN KNOX VILLAGE OF FLORIDA ALF	1	87	4	4%	92
EAST ALABAMA MEDICAL CENTER LABORATORY		80	12	13%	92
LABFIRST - DEPARTMENT OF PATHOLOGY		88	4	4%	92
BLOCK NATION CHASE		79	13	14%	92
HAWTHORN HOUSE □		78	14	15%	92
PRIMECARE AT TWIN LAKES		2	90	98%	92
MAGNOLIA DIAGNOSTIC		2	89	98%	91
A COUNTRY PLACE ASSISTED LIVING FACILITY		89	2	2%	91
AVERO DIAGNOSTICS		67	24	26%	91
NEW SMYRNA BEACH URGENT CARE			91	100%	91
KINDRED AT HOME		82	9	10%	91
CENTURY CENTER FOR REHABILITATION & HEALING		73	18	20%	91
AFTER HOURS PEDIATRICS			91	100%	91
HERON CLUB AT PRESTANCIA		89	2	2%	91
TREASURE COAST FORENSIC TREATMENT CTR		70	21	23%	91
DEBARY HEALTH AND REHABILITATION CENTER		88	3	3%	91
BAHIA OAKS LODGE		85	6	7%	91
ROSECASTLE AT DELANEY CREEK		89	1	1%	90
KEYS MEDICAL GROUP			90	100%	90
LAKE GIBSON VILLAGE, LLC		87	3	3%	90
Winter Garden Rehab and Nursing Facility		79	11	12%	90
Conway Lakes Health and Rehabilitation Center		89			89
ATRIUM AT LIBERTY PARK □		85	4	4%	89
NORTH FLORIDA SPINE AND WELLNESS		69	20	22%	89
FREEDOM INN AT TARPON SPRINGS		82	7	8%	89
Lanier Rehab		64	25	28%	89
BARRY UNIVERSITY STUDENT HEALTH SERVICES		52	37	42%	89
WINDSOR OAKS		88	1	1%	89
CALADIUM PEDIATRICS		79	10	11%	89
CRESTVIEW URGENT CARE		16	73	82%	89
EVENTEST, LLC		87	2	2%	89

# COVID-19: testing by laboratory

Data through Apr 9, 2021 verified as of Apr 10, 2021 at 09:25 AM

Data in this report are provisional and subject to change.

The numbers in the table below represent the number of Florida and non-Florida residents for whom test results were received by the Department of Health. A person can be tested by more than one laboratory and can have both positive and negative results. **Therefore, the sum of the numbers in each column will be larger than the total number of people tested.**

Reporting lab	Inconclusive	Negative	Positive	Percent positive	Total
STUART LODGE LIVING LLC		66	23	26%	89
MD 365 MEDICAL CARE PLLC		89			89
LONGWOOD CARDIOLOGY			88	100%	88
Baldwin Pediatrix		77	11	13%	88
LAFAYETTE NURSING AND REHABILITATION CENTER		86	2	2%	88
COOPER FAMILY MEDICAL PLLC		68	20	23%	88
TALLAHASSEE VA OPC		84	4	5%	88
GOVERNOR'S CREEK HEALTH & REHABILITATION		87	1	1%	88
Winter Park Care and Rehab		87	1	1%	88
EXPRESS DOCS LLC			88	100%	88
PANIRA HEALTHCARE CLINIC		2	85	98%	87
TREASURE COAST PEDIATRICS PA		81	6	7%	87
CATHOLIC HEALTH SYSTEM DEPT LABORATORY		84	3	3%	87
BRANDON HEALTH AND REHABILITATION CENTER	1	85	1	1%	87
WE SCREEN LLC		84	3	3%	87
PACIFIC ANALYTICS			87	100%	87
BAYLOR GENETICS		75	12	14%	87
CLYDE E LASSEN STATE VETERANS NURSING HOME		62	25	29%	87
UNIVERSITY OF NEW MEXICO HOSPITAL		87			87
RARITAN BAY PERTH AMBOY		78	9	10%	87
EISENHOWER ARMY MEDICAL CENTER		80	7	8%	87
ORANGE COUNTY CORRECTIONS HEALTH SERVICES		68	19	22%	87
GRAND OAKS OF JENSEN BEACH LLC		85	1	1%	86
BRILLIANCE ASSISTED LIVING		69	17	20%	86
ACE BIOMEDICAL LABS LLC		73	13	15%	86
VILLAGES VA CBOC	2	78	6	7%	86
DISCOVERY VILLAGE AT THE FORUM		86			86
MIAMI SHORES NURSING & REHAB		86			86
PENSACOLA DEVELOPMENTAL CENTER		67	19	22%	86
JERICO URGENT CARE		82	4	5%	86
AESTHETIC SURGERY CENTER OF WINTER PARK, THE	3	78	5	6%	86
SIGNATURE HEALTHCARE OF MIDDLEBURG		83	2	2%	85
WALGREENS #12673		82	3	4%	85
HUNTINGTON HOSPITAL LABORATORY		82	3	4%	85
BEACHES PEDIATRICS PA		80	5	6%	85
SOUTH LAKE PEDIATRICS		76	9	11%	85
BISHOP GRADY VILLAS		83	2	2%	85
CATHOLIC HEALTH SERVICES REGIONAL LAB		77	8	9%	85
W. FRANK WELLS NURSING HOME		84	1	1%	85
ST VINCENT'S BIRMINGHAM		78	7	8%	85
PRMG - EAST NAPLES	1	73	11	13%	85
MEDEXPRESS - BLOOMIN BRANDS		65	20	24%	85
PARK OF THE PALMS INC		83	1	1%	84
PEDIATRIC SERVICES OF AMERICA INC		79	5	6%	84
PINES OF SARASOTA GARDEN		84			84
NITE LITE PEDIATRICS - JACKSONVILLE		76	8	10%	84

# COVID-19: testing by laboratory

Data through Apr 9, 2021 verified as of Apr 10, 2021 at 09:25 AM

Data in this report are provisional and subject to change.

The numbers in the table below represent the number of Florida and non-Florida residents for whom test results were received by the Department of Health. A person can be tested by more than one laboratory and can have both positive and negative results. **Therefore, the sum of the numbers in each column will be larger than the total number of people tested.**

Reporting lab	Inconclusive	Negative	Positive	Percent positive	Total
LONG TERM CARE OF JAY, LLC		63	21	25%	84
ARBOR OAKS AT TYRONE	9	73	2	2%	84
FLORIDA PEDIATRIC GROUP		31	53	63%	84
MID FLORIDA PRIMARY CARE PA		69	14	17%	83
HUNTSVILLE HOSPITAL LABORATORY		58	25	30%	83
LAKE HOWELL FAMILY MEDICINE ASSOCIATES		69	14	17%	83
CANOPY ON BERRYHILL, THE		51	32	39%	83
PLYMOUTH HOME FOR ADULTS, INC.	8	74	1	1%	83
SUWANNEE COUNTY SHERIFF OFFICE		80	3	4%	83
MEDRITE URGENT CARE		69	14	17%	83
LABCORP EMPLOYER SERVICES		82	1	1%	83
LAB		29	53	65%	82
THE PAVILION FOR HEALTH CARE		72	10	12%	82
Summit Medical Group, Pa Dba Citymd		75	7	9%	82
Lexington Health and Rehabilitation Center		82			82
ARLINGTON OF NAPLES INC, THE		82			82
BIO-TECH CLINICAL LABORATORIES		41	40	49%	81
COLONY CARE CENTER		65	16	20%	81
CHAMBREL AT ISLAND LAKE		78	3	4%	81
JENNIFER J CHIAVETTA-GRLSANTI DC		64	16	20%	80
GRACE MEDICAL HOME		65	15	19%	80
ALLIANCE PEDIATRICS		49	31	39%	80
ECOLAB GROUP		45	35	44%	80
BALMORAL TENANT SERVICES INC	1	43	36	45%	80
SIMED LABORATORY		63	16	20%	79
EDGEWATER AT WATERMAN VILLAGE		78	1	1%	79
CBS LABS OF TAMPA LLC		3	76	96%	79
LAB PLUS, LLC AT SAINT THOMAS WEST HOSPITAL		65	14	18%	79
INSTITUTE OF PATHOLOGY KINGS COUNTY		76	3	4%	79
VETERANS AFFAIRS MEDICAL CENTER - PALO ALTO		28	51	65%	79
EMERGENCY PHYSICIANS MEDICAL CENTER LLC		57	21	27%	78
BROWARD HEALTH MEDICAL CENTER CLINICAL LAB			78	100%	78
CENTRAL BALDWIN IMMEDIATE CARE & FAMILY PRACTICE		60	18	23%	78
AR ANESTHESIA LLC		76	2	3%	78
HOLMES COUNTY HEALTH DEPARTMENT	1	64	13	17%	78
LAKE MORTON PLAZA		75	3	4%	78
ROYAL CARE OF AVON PARK		75	3	4%	78
NEW MEXICO STATE PUBLIC HEALTH DIVISION		78			78
HEALTH FIRST - PALM BAY HOSPITAL		2	75	97%	77
BAYCARE MEDICAL GROUP		71	6	8%	77
BOND CLINIC PA		45	32	42%	77
MISIR DRUGS LLC		64	13	17%	77
WEST VOLUSIA FAMILY AND SPORTS MEDICINE		75	2	3%	77
PERSONAL PEDIATRICS		68	9	12%	77
ORANGE CITY NURSING AND REHAB		75	2	3%	77
WALGREENS 9627		70	6	8%	76

# COVID-19: testing by laboratory

Data through Apr 9, 2021 verified as of Apr 10, 2021 at 09:25 AM

Data in this report are provisional and subject to change.

The numbers in the table below represent the number of Florida and non-Florida residents for whom test results were received by the Department of Health. A person can be tested by more than one laboratory and can have both positive and negative results. **Therefore, the sum of the numbers in each column will be larger than the total number of people tested.**

Reporting lab	Inconclusive	Negative	Positive	Percent positive	Total
MOBILE PHYSICIAN SERVICES INC		68	8	11%	76
DYNAMIC MEDICAL USA			76	100%	76
PROMEDICA LABORATORIES		21	55	72%	76
DELCARE PA		60	16	21%	76
WINDSOR REFLECTIONS		75	1	1%	76
DOH-WEST PALM BEACH BRANCH LABORATORY		3	73	96%	76
CLINICAL PATHOLOGY ASSOCIATES-SONIC REFERENCE LAB		76			76
LEVY COUNTY DEPARTMENT OF HEALTH		55	21	28%	76
ALTAMONTE PEDIATRIC ASSOCIATES		31	45	59%	76
S-H THIRTY-FIVE OPCO- PORT ST LUCIE, LLC	1	75			76
ADVENTHEALTH EXPRESSCARE		45	30	40%	75
INFINITY BIOLOGIX LLC OAKDALE		70	5	7%	75
JACOBI MEDICAL CENTER		70	5	7%	75
BAYFRONT MEDICAL		53	22	29%	75
BROWARD HEALTH MEDICAL CENTER		3	72	96%	75
OAK MANOR NURSING HOME		70	4	5%	74
NOAH CLINICAL LABORATORY		63	11	15%	74
TROPICANA MANUFACTURING COMPANY INC		68	6	8%	74
ASSOCIATED CLINICAL LABORATORIES		66	8	11%	74
SUN CLINICAL LABORATORIES		73	1	1%	74
BROOKDALE OVIEDO		72	2	3%	74
SCOTT LAKE HEALTH AND REHABILITATION CENTER		71	3	4%	74
GOOD HEARTS COVID TESTING		30	43	59%	73
WATERCREST ST LUCIE WEST	1	69	3	4%	73
NOMI HEALTH LAB SERVICES LLC		5	68	93%	73
CONSULATE HEALTH CARE - LAKE MARY		72	1	1%	73
PALM RIVER COMMUNITY HEALTH CENTER		66	7	10%	73
DOCTORS CENTER PA,THE		62	11	15%	73
MICHAEL AKPEKE MD		64	9	12%	73
CRAIG BERGER MD PL D/B/A BAY AREA EYE INSTITUTE		72			72
DISCOVERY VILLAGE AT PALM BEACH GARDENS		71	1	1%	72
HAVEN OF OUR LADY OF PEACE		72			72
STONY BROOK SOUTHAMPTON		70	2	3%	72
GV NAPLES OPCO, LLC		71	1	1%	72
MD LABS		45	27	38%	72
WALGREENS 2941		69	3	4%	72
LAKE CITY VA MEDICAL CENTER			72	100%	72
CONCENTRA - FT LAUDERDALE - COMMERCIAL BLVD		71			71
AMMON LABS		61	10	14%	71
STERLING HOUSE OF TALLAHASSEE	3	62	6	8%	71
PANCARE HEALTH - MALONE CLINIC		64	7	10%	71
CENTRAL FLORIDA PEDIATRICS		38	33	46%	71
ADVANCED LAB		67	4	6%	71
GRAND ST PAUL CVS		70	1	1%	71
CL BRUMBACK PRIMARY CARE CLINICS		17	54	76%	71
SOS MOBILE MEDICAL CARE LLC		60	11	15%	71

# COVID-19: testing by laboratory

Data through Apr 9, 2021 verified as of Apr 10, 2021 at 09:25 AM

Data in this report are provisional and subject to change.

The numbers in the table below represent the number of Florida and non-Florida residents for whom test results were received by the Department of Health. A person can be tested by more than one laboratory and can have both positive and negative results. **Therefore, the sum of the numbers in each column will be larger than the total number of people tested.**

Reporting lab	Inconclusive	Negative	Positive	Percent positive	Total
INN AT ASTON GARDENS AT PELICAN POINTE,THE		67	4	6%	71
NORTH SHORE UNIVERSITY HOSPITAL LABORATORY		65	6	8%	71
PANCARE HEALTH - FREEPORT CLINIC SUITE B		62	9	13%	71
ADVENT HEALTH - LAKE MARY		61	10	14%	71
NORTH FLORIDA PEDIATRICS		57	14	20%	71
AESTHETIC ENHANCEMENTS		71			71
TAMPA BAY CONCIERGE DOCTOR, LLC		68	2	3%	70
FLORIDA MEDICAL CLINIC PA		48	22	31%	70
CVS MINUTE CLINIC		1	69	99%	70
SUNCOAST COMMUNITY HEALTH CENTERS PEDIATRICS		21	49	70%	70
BioReference Laboratories, Inc		8	62	89%	70
BOND CLINIC DR ELDEEB		35	35	50%	70
Highlands Regional Hospital		63	7	10%	70
LPG PRIMARY CARE AT SURFSIDE		62	8	11%	70
USF HEALTH MORSANI CENTER		5	65	93%	70
BENTLEY CARE CENTER		70			70
SUMMIT AT VENICE	2	63	5	7%	70
HARMONY CLINIC		1	69	99%	70
LUTHERAN HAVEN ASSISTED LIVING		70			70
TITUSVILLE FAMILY PRACTICE		16	53	77%	69
THE GOOD SHEPARDS OF DELAND-WEST		68	1	1%	69
HERITAGE HEALTHCARE AND REHABILITATION CENTER		69			69
MEMORIAL MANOR		69			69
INDIGO MANOR		22	47	68%	69
THOMAS INTERNAL MEDICINE		58	11	16%	69
SAN JOSE SENIOR CARE LLC	1	43	25	36%	69
PLANTATION GENERAL HOSPITAL CLINICAL LAB		26	43	62%	69
CP/AIG PENSACOLA DEVELOPMENT LLC		66	3	4%	69
PARKSIDE INN	3	64	2	3%	69
PROMEDICA SENIOR LIVING		64	4	6%	68
MED EXPRESS		6	62	91%	68
AEL- MEMPHIS		17	51	75%	68
SUNCOAST OPTIMAL WELLNESS		23	45	66%	68
BIG BOCA SMILES LLC		66	2	3%	68
BARNETT PARK		2	66	97%	68
GENPATH			68	100%	68
EC OPCO PENSACOLA, LLC		66	1	1%	67
MEASE MANOR INC		63	4	6%	67
SOMERBY OF SANTA ROSA BEACH		58	9	13%	67
BREVARD HEALTH ALLIANCE INC		64	3	4%	67
VANDERBILT UNIVERSITY MEDICAL CENTER		59	8	12%	67
ARTHREX MEDICAL CENTER		39	28	42%	67
CHILDRENS CLINIC		27	40	60%	67
SANTA BARBARA CARE CENTER		45	21	32%	66
COASTAL LABORATORIES OF FLORIDA		58	8	12%	66
BENTLEY VILLAGE II		57	9	14%	66



# COVID-19: testing by laboratory

Data through Apr 9, 2021 verified as of Apr 10, 2021 at 09:25 AM

Data in this report are provisional and subject to change.

The numbers in the table below represent the number of Florida and non-Florida residents for whom test results were received by the Department of Health. A person can be tested by more than one laboratory and can have both positive and negative results. **Therefore, the sum of the numbers in each column will be larger than the total number of people tested.**

Reporting lab	Inconclusive	Negative	Positive	Percent positive	Total
VETERANS AFFAIRS MEDICAL CENTER - GULF COAST		27	39	59%	66
MEDEX MEDICAL EXPRESS OF PALATKA			66	100%	66
OKEECHOBEE URGENT CARE		17	49	74%	66
BOND AND STEELE CLINIC, PA		52	14	21%	66
Stratford Court of Palm Harbor		56	10	15%	66
AMERICAN FAMILY MEDICAL		53	13	20%	66
SAMFORD UNIVERSITY HEALTH SERVICES		64	1	2%	65
TOWERS HOME CARE		61	4	6%	65
ADVENT HEALTH CENTRA CARE - WINTER GARDEN		19	46	71%	65
WADSWORTH HEALTH CENTER		62	3	5%	65
BROOKDALE CENTRE POINTE	1	64			65
ROCKLEDGE REGIONAL MEDICAL CENTER		30	35	54%	65
INTERNAL MEDICINE ASSOCIATES PA		61	4	6%	65
CORAL GABLES HOSPITAL			65	100%	65
NXGEN MDX		20	45	69%	65
ISLAND COAST PEDIATRICS		58	7	11%	65
OUT OF STATE		40	25	38%	65
SUMMER VISTA ASSISTED LIVING		38	27	42%	65
HERNANDO COUNTY FIRE RESCUE DISTRICT		31	34	52%	65
LINCOLN MEDICAL AND MENTAL HEALTH CENTER		62	3	5%	65
DEVELOPMENTAL DISABILITIES DEFENDANT PROGRAM		63	2	3%	65
THE TRADITION OF THE PALM BEACHES		64	1	2%	65
VIERA HEALTH AND REHABILITATION CENTER		62	2	3%	64
ENCOMPASS HEALTH REHABILITATION HOSPITAL OF LARGO		61	3	5%	64
NEMOURS CHILDRENS PRIMARY CARE OVIEDO		51	13	20%	64
SILVER LAKE PEDIATRICS PA		57	7	11%	64
JOSEPH L MORSE GERIATRIC CENTER	2	59	3	5%	64
TROY REGIONAL MEDICAL CENTER		53	11	17%	64
MICHAEL A VENZAIO MD		61	3	5%	64
TRINITY AL SENIOR HOUSING LLC		45	19	30%	64
SUNCOAST TECHNICAL COLLEGE SCHOOL OF HEALTH		64			64
SHERMAN-ABRAMS LABORATORY INC		59	5	8%	64
GREENLEAF ALF		63	1	2%	64
CAMPBELL URGENT CARE			64	100%	64
NORTH FLORIDA MEDICAL CENTER		58	6	9%	64
FAST PACE MEDICAL CLINIC, PLLC		55	9	14%	64
BEEHIVE HOMES OF GULF BREEZE		47	16	25%	63
MINUTECLINIC DIAGNOSTIC OF NEW JERSEY		56	7	11%	63
FLORIDA HEALTH CARE		8	55	87%	63
APC PEDIATRICS AT RYE ROAD MEDICAL PARK		63			63
WILSON MEMORIAL REGIONAL MEDICAL CENTER		59	4	6%	63
DAVID POSNACK JEWISH DAY SCHOOL		63			63
MEDI CLINIC SARASOTA INC		62	1	2%	63
BURRY'S PHARMACY INC		38	25	40%	63
CINNAMON COVE ALF		61	1	2%	62
LAKELAND REGIONAL HEALTH		38	24	39%	62

# COVID-19: testing by laboratory

Data through Apr 9, 2021 verified as of Apr 10, 2021 at 09:25 AM

Data in this report are provisional and subject to change.

The numbers in the table below represent the number of Florida and non-Florida residents for whom test results were received by the Department of Health. A person can be tested by more than one laboratory and can have both positive and negative results. **Therefore, the sum of the numbers in each column will be larger than the total number of people tested.**

Reporting lab	Inconclusive	Negative	Positive	Percent positive	Total
MENTAL HEALTH CARE INC		53	9	15%	62
ST VINCENTS PRIMARY CARE		57	5	8%	62
BRADFORD COUNTY HEALTH DEPARTMENT		61	1	2%	62
EAST HILL PHARMACY		43	19	31%	62
PALM BAY URGENT CARE		28	34	55%	62
EMERALD COAST HOSPICE		61	1	2%	62
PANCARE HEALTH - JACKSON COUNTY		51	11	18%	62
ADVENT HEALTH - PALM COAST		1	61	98%	62
OVERLOOK HOSPITAL LABORATORY		57	5	8%	62
GOLDEN POND COMMUNITIES		62			62
NICEVILLE URGENT CARE		16	46	74%	62
SIMEDHEALTH LLC		51	10	16%	61
SUMTER PEDIATRICS		56	5	8%	61
Gulfport Rehabilitation Center		58	3	5%	61
MINUTECLINIC DIAGNOSTIC OF KANSAS, PA		52	9	15%	61
ST FRANCIS HOSPITAL		53	8	13%	61
RITECARE MED CTR H			61	100%	61
WASHINGTON REHABILITATION AND NURSING CENTER		51	10	16%	61
CVS NY409803OPOCT NEW YORK		60	1	2%	61
NAPHCARE INC		55	5	8%	60
TWIN CREEKS ASSISTED LIVING & MEMORY CARE		57	3	5%	60
MEDICAL PAVILION CLINIC		44	16	27%	60
SAFARI PEDIATRICS PA		59	1	2%	60
CHILDREN'S HOSPITAL OF ALABAMA		59	1	2%	60
THE PRESERVE AT CLEARWATER		58	2	3%	60
SONORAN DESERT PATHOLOGY ASSOCIATES		3	57	95%	60
PREMISE HEALTH MIA		22	38	63%	60
INTERNAL LAB		50	10	17%	60
WAVE CREST HEALTH AND REHABILITATION CENTER		57	3	5%	60
WALGREENS #04809		52	8	13%	60
LPG CONVENIENT CARE AT PINE ISLAND ROAD		54	6	10%	60
ROSECASTLE OF JACKSONVILLE LLC		59	1	2%	60
KESHAV RX LLC		49	11	18%	60
81ST MEDICAL GROUP		28	32	53%	60
FERN PARK DEVELOPMENTAL CENTER		5	54	92%	59
ST CLOUD PHYSICIAN MANAGEMENT LLC DBA ST CLOUD		28	31	53%	59
ERIC C MRSHAL, MD, PC #1842		56	3	5%	59
STEINHATCHEE FAMILY MEDICAL CENTER	1	50	8	14%	59
LABCORP		17	42	71%	59
CDR MAGUIRE INC	1	7	51	86%	59
FLORIDA HEALTH CARE DELAND			59	100%	59
GRAND AVENUE RX			59	100%	59
MULBERRY CARE CENTER		49	10	17%	59
MILLENNIUM PHYSICIANS GROUP		1	58	98%	59
Palms at Ponte Vedra Assisted Living and Memory Care		56	3	5%	59
BIOTECH		52	7	12%	59

# COVID-19: testing by laboratory

Data through Apr 9, 2021 verified as of Apr 10, 2021 at 09:25 AM

Data in this report are provisional and subject to change.

The numbers in the table below represent the number of Florida and non-Florida residents for whom test results were received by the Department of Health. A person can be tested by more than one laboratory and can have both positive and negative results. **Therefore, the sum of the numbers in each column will be larger than the total number of people tested.**

Reporting lab	Inconclusive	Negative	Positive	Percent positive	Total
CARDIOLOGY AND MEDICINE ASSOCIATES		43	16	27%	59
BIG BEND CARES, INC		51	8	14%	59
TBI RESIDENTIAL SERVICES, INC.		48	11	19%	59
UHEALTH AT FISHER ISLAND			59	100%	59
MEDLOGIC LABORATORIES		3	55	95%	58
ERDOX		55	3	5%	58
TUKA PEDIATRICS		7	51	88%	58
MICHIGAN DEPARTMENT OF HEALTH AND HUMAN SERVICES	1		57	98%	58
ADVENTHEALTH MEDICAL GROUP MULTISPECIALTY			58	100%	58
KINDRED HOSPITAL CENTRAL TAMPA BLOOD GAS	1	52	5	9%	58
HORIZON ALF		57	1	2%	58
ALEXANDER NININGER STATE VETERANS		58			58
Margate Health and Rehabilitation Center		56	2	3%	58
GEORGE E WEEMS MEMORIAL HOSPITAL LAB		48	10	17%	58
FAMILY HEALTH CENTER		41	17	29%	58
SONATA BOCA RATON		54	4	7%	58
BUECHELE DENTAL PA DBA CLERMONT FAMILY DENTISTRY		48	10	17%	58
CALHOUN COUNTY HEALTH DEPT		29	29	50%	58
COOPER FAMILY MEDICAL, PLLC		48	10	17%	58
EVIVIA		55	3	5%	58
ADVENT HEALTH - MOUNT DORA		10	47	82%	57
ALZHEIMERS CARE CENTER OF VIERA LTD		37	20	35%	57
GENESIS DERMATOLOGY		53	4	7%	57
KEY WEST MEDICAL CENTER	1	50	6	11%	57
KAPG FLEMING ISLAND SENIOR HOUSING OPCO LLC	1	56			57
DEPT OF VA MED CENTE-WEST PALM BEACH			57	100%	57
ALL AMERICAN URGENT CARE			57	100%	57
MIRIMUS CLINICAL LABS	1	22	34	60%	57
MINUTECLINIC DIAGNOSTIC OF HAWAII LLC		50	7	12%	57
FINLAY CLINICAL LABORATORY		20	37	65%	57
VALENCIA HOUSE ALF		55	2	4%	57
CARE CENTERS OF NASSAU LLC MINER ROAD SOUTH		57			57
MARQUIS LABS, LLC		55	2	4%	57
MALCOM RANDALL DEPT OF VAMC			57	100%	57
ASCENSION SACRED HEART BAY LABORATORY		54	3	5%	57
THE CANOPY AT BERRYHILL		57			57
REHAB AND HEALTHCARE CENTER OF CAPE CORAL		57			57
CORNERSTONE PEDIATRICS		44	12	21%	56
ATRIA PARK OF LAKE FOREST (WG HERITAGE LF LLC)		54	2	4%	56
MEADOWCREST FAMILY PHYSICIANS PA	1	33	22	39%	56
BIOREFERENCE LABORATORIES INC		4	52	93%	56
NORTH FLORIDA PEDIATRICS - JACKSONVILLE		50	6	11%	56
MAUREEN OROURKE-FUTEY			56	100%	56
EAGLES WATCH CLUSTER		47	9	16%	56
PATHOLOGY CONSULTANTS OF NEW MEXICO		56			56
SARATOGA HOSPITAL LABORATORY		51	5	9%	56

# COVID-19: testing by laboratory

Data through Apr 9, 2021 verified as of Apr 10, 2021 at 09:25 AM

Data in this report are provisional and subject to change.

The numbers in the table below represent the number of Florida and non-Florida residents for whom test results were received by the Department of Health. A person can be tested by more than one laboratory and can have both positive and negative results. **Therefore, the sum of the numbers in each column will be larger than the total number of people tested.**

Reporting lab	Inconclusive	Negative	Positive	Percent positive	Total
TIFFANY HALL NURSING AND REHAB		44	12	21%	56
PHYSICIANS PRIMARY CARE OF SOUTHWEST FLORIDA		39	17	30%	56
LEE COMMUNITY HEALTHCARE - LEHIGH		48	8	14%	56
HIALEAH HOSPITAL RESPIRATORY DEPT			56	100%	56
WEST ISLIP URGENT CARE		50	5	9%	55
CENTRA CARE - LAKE NONA		6	49	89%	55
S-H THIRTY FIVE OPCO - ORANGE CITY, LLC		45	10	18%	55
PREMIER MEDICAL ASSOCIATES ALL FLORIDA LLC		54	1	2%	55
MINUTECLINIC DIAGNOSTIC OF SOUTH CAROL		50	5	9%	55
VPA PC LAB		48	7	13%	55
DOT DOC SARASOTA		50	5	9%	55
SPRING MANOR ASSISTED LIVING		55			55
Salerno Bay Health & Rehabilitation Center		45	10	18%	55
EAST CENTRAL FLORIDA OUTPATIENT IMAGING		43	12	22%	55
SONATA HUNTERS CREEK		47	8	15%	55
PALM BAY PEDIATRICS		36	19	35%	55
NITE LITE PEDIATRICS - PORT ST. LUCIE		46	9	16%	55
GENTIVA HEALTH SERVICES CERTIFIED INC		52	3	5%	55
KENDALL REGIONAL MEDICAL CENTER LAB	3		52	95%	55
ORTHOPAEDIC SURGERY CENTER		54			54
FUTURE PEDIATRICS		51	3	6%	54
SARASOTA CO. HEALTH DEPT # 58		40	14	26%	54
FAMILY EXTENDED CARE OF PUNTA GORDA		54			54
ST. CLOUD MEDICAL GROUP		54			54
LAKE CO EMPLOYEE HEALTH AND WELLNESS CENTER		48	6	11%	54
JUNIPER VILLAGE AT NAPLES		53	1	2%	54
CLERMONT HEALTH AND REHAB		40	14	26%	54
CAMBRIDGE SECURITY SERVICES		51	3	6%	54
LONG ISLAND UNIVERSITY - POST CAMPUS		50	4	7%	54
SOUTHSIDE HOSPITAL NORTHWELL HEALTH LABORATORY		47	7	13%	54
ATLAN		46	8	15%	54
CERTUS MTD OPCP LLC		52	2	4%	54
APOLLOMDX LABS		32	22	41%	54
UNITED LABORATORY SERVICES CORPORATION		38	16	30%	54
TRADITIONAL HOME HEALTH OF PALM BEACH INC		52	1	2%	53
Bon Secours Maria Manor		48	5	9%	53
LITTLE NECK URGENT CARE		51	2	4%	53
MISSION OAKS ASSISTED LIVING		51	2	4%	53
CITYMD OF MANAHAWKIN		51	2	4%	53
Jupiter Medical Center Pavilion		52	1	2%	53
BARNES HEALTHCARE OF FLORIDA LLC		49	4	8%	53
SOMERSET			53	100%	53
PENNSYLVANIA DEPARTMENT OF HEALTH BUREAU OF LABORATORIES			53	100%	53
Osprey Point Nursing Center		51	2	4%	53
QUOTIENT SCIENCES LABS LLC			53	100%	53
UNIVERSITY OF WEST FLORIDA, THE		52	1	2%	53

# COVID-19: testing by laboratory

Data through Apr 9, 2021 verified as of Apr 10, 2021 at 09:25 AM

Data in this report are provisional and subject to change.

The numbers in the table below represent the number of Florida and non-Florida residents for whom test results were received by the Department of Health. A person can be tested by more than one laboratory and can have both positive and negative results. **Therefore, the sum of the numbers in each column will be larger than the total number of people tested.**

Reporting lab	Inconclusive	Negative	Positive	Percent positive	Total
ORCHID COVE AT DAYTONA		45	7	13%	52
PHILLIPPE RIDGE		40	12	23%	52
ADVENT HEALTH		49	3	6%	52
ADVENT HEALTH EXPRESS CARE		5	47	90%	52
ALLIANCE COMMUNITY FOR RETIREMENT LIVING		52			52
LONG ISLAND JEWISH MED CTR		48	4	8%	52
INTERNAL MEDICINE SPECIALIST		46	6	12%	52
SNH BRFL TENANT LLC	2	50			52
HOME CARE PHARMACY		52			52
ROCHESTER GENERAL HOSPITAL LABORATORY		48	4	8%	52
Grand Villa of Clearwater		47	4	8%	51
AVANTE ST CLOUD		48	3	6%	51
GUIDEWELL EMERGENCY MEDICINE DOCTORS LLC		23	28	55%	51
NEW YORK PRESBYTERIAN - QUEENS DIAGNOSTIC		47	4	8%	51
OCOEE PEDIATRICS		44	7	14%	51
FELICIDAD MEDICAL CENTER		5	46	90%	51
GULFVIEW MEDICAL INSTITUTE		51			51
LPG PEDIATRICS AT PAGE FIELD		50	1	2%	51
INN AT THE FOUNTAINS, THE		34	17	33%	51
WALGREENS #10373		49	2	4%	51
SOUTH CAROLINA DEPT OF HEALTH AND ENVIRONMENT CONTROL		11	40	78%	51
LAKELAND REGIONAL HEALTH GATEWAY CENTER		28	23	45%	51
SOUTHEAST ALABAMA MEDICAL CENTER			51	100%	51
MIAMI CLINICAL RESEARCH CORP		12	39	76%	51
HOLY NAME HOSPITAL LABORATORY		49	2	4%	51
BETHUNE-COOKMAN UNIVERSITY		32	18	36%	50
AMELIA ASSISTED LIVING FACILITY		50			50
RAINBOW PEDIATRICS PC LLC / BREAKFAST POINT		39	11	22%	50
ENCOMPASS HEALTH REHABILITATION HOSPITAL		50			50
BENTON HOUSE OF PORT ORANGE		44	6	12%	50
MARIANNA HEALTH AND REHABILITATION CENTER		49	1	2%	50
QHC UPSTATE MEDICAL PC		41	9	18%	50
PRACTICE MANAGEMENT OF AMERICA, INC.		7	43	86%	50
1ST PRIORITY LAB SERVICES		42	8	16%	50
CAPE REGIONAL MEDICAL CENTER		47	3	6%	50
POPLAR HEALTHCARE PLLC	1	11	38	76%	50
PORT ST. LUCIE - ZAXBY'S		50			50
TGH URGENT CARE POWERED BY FAST TRACK			50	100%	50
NORTH FLORIDA PHARMACY		44	6	12%	50
CARE ATC - ANDES			50	100%	50
LAKE SHERIFF		39	11	22%	50
HILA BECKERMAN MD LLC	1	45	4	8%	50
ADVANCE URGENT CARE CENTER, LLC		8	41	84%	49
HEALTH FIRST - CAPE CANAVERAL HOSPITAL		1	48	98%	49
ST ANTHONYS PRIMARY CARE LLC/JACKSON STREET			49	100%	49
DOH		23	26	53%	49

# COVID-19: testing by laboratory

Data through Apr 9, 2021 verified as of Apr 10, 2021 at 09:25 AM

Data in this report are provisional and subject to change.

The numbers in the table below represent the number of Florida and non-Florida residents for whom test results were received by the Department of Health. A person can be tested by more than one laboratory and can have both positive and negative results. **Therefore, the sum of the numbers in each column will be larger than the total number of people tested.**

Reporting lab	Inconclusive	Negative	Positive	Percent positive	Total
SOLARIS SENIOR LIVING NORTH NAPLES		48	1	2%	49
USF		1	48	98%	49
SOFT CELL LABORATORIES		45	4	8%	49
NORTHBROOK CENTER FOR		47	2	4%	49
ALLEGRO		47	2	4%	49
Citymd Of Toms River		42	7	14%	49
PREMIUM HEALTH SERVICES OF TAMPA BAY LLC		27	22	45%	49
ADVENTIST HEALTH SYSTEM FLORIDA		34	15	31%	49
IMA MEDICAL CENTER		34	15	31%	49
MILLENNIA ADVANCED SCIENTIFIC LLC			49	100%	49
OPTUMCARE SOUTH FLORIDA, LLC		42	7	14%	49
FHMG_CTR FOR SENIOR HEALTH		43	5	10%	48
COURTYARD GARDENS OF JUPITER		48			48
PREMIER COMMUNITY HEALTHCARE GROUP INC		46	2	4%	48
NIGHT LITE PEDIATRICS CENTER LLC		10	38	79%	48
COURTYARD GARDENS OF BOYNTON BEACH, LLC		45	3	6%	48
INTERCOASTAL MEDICAL GROUP		2	46	96%	48
MADISON COUNTY MEMORIAL HOSPITAL LABORATORY		15	33	69%	48
SMS DO PA		40	8	17%	48
THE TERRACE OF JACKSONVILLE		3	45	94%	48
S-H THIRTY FIVE OPCO - LUTZ, LLC		47	1	2%	48
MORTON PLANT			48	100%	48
GRAND OAKS OF PALM CITY LLC	1	41	6	13%	48
CAREMED INTERNAL MEDICINE		30	18	38%	48
BAY CENTER HURRICANE SHELTER		48			48
SEWANEE MOLECULAR DIAGNOSTICS LABORATO		48			48
ORLANDO CLINICAL RESEARCH CENTER		45	3	6%	48
BAPTIST URGENT CARE		44	4	8%	48
BITTINGS APOTHECARY INC		42	6	13%	48
NAPLES PEDIATRICS INC		43	5	10%	48
PREMIER MEDICAL ASSOCIATES		46	2	4%	48
URGENT CARE & WELLNESS CENTER		15	32	68%	47
HERNANDO ENDOSCOPY AND SURGERY CENTER		36	11	23%	47
ADVENT HEALTH - LAKE WALES		35	12	26%	47
WINTER GARDEN REHAB AND NURSING CENTER		43	4	9%	47
LPG PRIMARY CARE AT PINE ISLAND		39	8	17%	47
MOBILE DOC FL, LLC		29	18	38%	47
ADVENTHEALTH MEDICAL GROUP FAMILY MEDICINE		42	5	11%	47
URGENT CARE USA LLC		2	45	96%	47
CLINICAL LABS OF HAWAII		47			47
ISLAND URGENT CARE PLLC		44	3	6%	47
NAVARRE GARDENS		41	6	13%	47
FAMILY EXTENDED CARE OF WINTER HAVEN		45	2	4%	47
ADVENT HEALTH - FOUR CORNERS ER		35	12	26%	47
COMPLETE HOME CARE OF THE PALM BEACHES LLC		43	4	9%	47
INTERLAB		1	46	98%	47

# COVID-19: testing by laboratory

Data through Apr 9, 2021 verified as of Apr 10, 2021 at 09:25 AM

Data in this report are provisional and subject to change.

The numbers in the table below represent the number of Florida and non-Florida residents for whom test results were received by the Department of Health. A person can be tested by more than one laboratory and can have both positive and negative results. **Therefore, the sum of the numbers in each column will be larger than the total number of people tested.**

Reporting lab	Inconclusive	Negative	Positive	Percent positive	Total
COLLIER BLVD HMA PHYSICIAN MANAGEMENT LLC		46			46
MINUTECLINIC, LLC		40	6	13%	46
KAPG ST AUGUSTINE SENIOR HOUSING OPCO LLC		37	9	20%	46
GRAMERCY PARK URGENT CARE		44	2	4%	46
TRICORE REF LABS - UNIV OF NM		46			46
Guardian Care Nursing and Rehabilitation Center		46			46
WG EVERGREEN WOODS SH LLC		46			46
EMED LABS, LLC	3	43			46
CITY OF OCALA EMPLOYEE HEALTH AND WELLNESS CENTER		39	7	15%	46
POINTE AT NEW PORT PLACE,THE		46			46
HARTFORD HEALTH SERVICES LLC		46			46
ADVENT HEALTH MEDICAL GROUP OB GYN AT		40	6	13%	46
PINES NURSING HOME		44	2	4%	46
LIGHTHOUSE PEDIATRICS OF NAPLES		42	4	9%	46
PATRICK MANOR INCORPORATED		46			46
ST JOSEPHS HOSPITAL SOUTH HOSPITAL			46	100%	46
CARE 4 U MANAGEMENT, INC			46	100%	46
H LEE MOFFITT CANCER CENTER MICRO		46			46
LEE MEMORIAL HEALTH SYSTEM D/B/A LEE COMMUNITY		42	4	9%	46
JFK MEDICAL CENTER NORTH LAB		1	45	98%	46
NORTH FLORIDA / SOUTH GEORGIA VETERANS HEALTH SYSTEM		1	45	98%	46
EAST MANATEE FAMILY	1	1	44	96%	46
PANCARE HEALTH - BAY COUNTY - YOUNGSTOWN		41	5	11%	46
PREMIER PLACE HEALTHCARE AT THE GLENVIEW		46			46
BRP SH OPCO LLC		45			45
VIP WALK IN CLINIC		23	22	49%	45
ENCOMPASS HEALTH REHABILITATION HOSPITAL OF SARASOTA		45			45
BD MEDICAL SYSTEMS		43	2	4%	45
SOUTHPORT SQUARE HARBOUR HEALTH		45			45
STUART URGENT CARE			45	100%	45
ALLIANCE OF PHYSICIANS AGAINST COVID-19			45	100%	45
HIGHLANDS COUNTY FIRE RESCUE		45			45
SAN CARLOS PHARMACY		39	6	13%	45
CITY OF CAPE CORAL		35	10	22%	45
NEXT MOLECULAR ANALYTICS		14	31	69%	45
MINUTECLINIC DIAGNOSTIC OF NORTH CAROLINA		44	1	2%	45
LPG PULMONOLOGY-COCONUT POINT		38	7	16%	45
LUTHERAN HAVEN EXTENDED CONGREGATE CAR		45			45
COLLIER URGENT CARE CENTERS		44	1	2%	45
LARA HEALTH AND WELLNESS CENTER LLC		45			45
JOHN D ARCHBOLD MEMORIAL HOSPITAL		44	1	2%	45
LINCOLN DIAGNOSTIC LAB		43	2	4%	45
NEOGENOMICS LABORATORIES INC		45			45
Rehabilitation Center of the Palm Beaches		45			45
REDI-MED WALK-IN FAMILY CARE			45	100%	45
AVALON PARK RETIREMENT RESIDENCE		43	2	4%	45

# COVID-19: testing by laboratory

Data through Apr 9, 2021 verified as of Apr 10, 2021 at 09:25 AM

Data in this report are provisional and subject to change.

The numbers in the table below represent the number of Florida and non-Florida residents for whom test results were received by the Department of Health. A person can be tested by more than one laboratory and can have both positive and negative results. **Therefore, the sum of the numbers in each column will be larger than the total number of people tested.**

Reporting lab	Inconclusive	Negative	Positive	Percent positive	Total
TRIPLE O MEDICAL SERVICES INC		41	3	7%	44
PRINCETON VILLAGE		40	4	9%	44
LYSTER ACH FT RUCKER AL		41	3	7%	44
UNION MEDICAL CARE PLLC		43	1	2%	44
MID-FLORIDA PATHOLOGY, LLC		35	9	20%	44
Gulf Shore Care Center		39	5	11%	44
THE MEDICAL GROUP OF SOUTH FLORIDA INC		38	6	14%	44
PEDIATRICS OF CENTRAL FLORIDA - SAINT CLOUD	2	40	2	5%	44
SIDDH INC DBA SAN CARLOS PHARMACY		41	3	7%	44
CDR MAGUIRE - MIAMI BEACH CC MISSION 17388		2	42	95%	44
FLORIDA HOSPITAL		28	16	36%	44
RADIOLOGY ASSOCIATES OF VENICE AND ENGLEWOOD		42	2	5%	44
PLAINVIEW URGENT CARE		41	3	7%	44
TGH URGENT CARE - RIVERVIEW			44	100%	44
THE MERIDIAN AT BOCA RATON	1	43			44
CAMP BOGGY CREEK		44			44
ROYAL PALM SENIOR RESIDENCE		44			44
PERSONAL PEDIATRICS PA		41	3	7%	44
IMMEDIATE CARE PA		40	4	9%	44
NEWPATH DIAGNOSTICS		36	8	18%	44
WALGREENS 3145		41	3	7%	44
ST JUDE LABORATORIES		40	4	9%	44
TRINITY URGENT CARE		36	8	18%	44
ASHTON PLACE	3	37	4	9%	44
FIRST CHOICE URGENT CARE		12	31	72%	43
WOLFF CTR FOR CHILD & ADOLESCENT HEALTH PLLC,THE		26	17	40%	43
CAREATC			43	100%	43
DUVAL PHARMACY		32	11	26%	43
EC OPCO TIMBERLIN PARC LLC		43			43
LAKE MARY KIDS CENTRA CARE		33	10	23%	43
ADULT MEDICINE OF LAKE COUNTY INC			43	100%	43
PINELLAS INTERNAL MEDICINE ASSOCIATES	1	39	3	7%	43
SACRED HEART MEDICAL GROUP URGENT CARE		37	6	14%	43
BROOKDALE CANOPY OAKS		11	32	74%	43
BRANCH MEDICAL CLINIC			43	100%	43
LOURDES HOSPITAL INC		41	2	5%	43
University Hills health and Rehabilitation		33	10	23%	43
MINUTECLINIC DIAGNOSTIC MEDICAL GROUP		40	3	7%	43
LONGLEAF DIAGNOSTIC LABORATORIES		13	29	69%	42
ATRIA WILLOW WOOD		40	2	5%	42
CVS MINUTE CLINIC DIAGNOSTIC OF NORTH CAROL		36	6	14%	42
MINUTECLINIC DIAGNOSTIC OF LOUISIANA		39	3	7%	42
KIVA AT CANTERBURY		25	17	40%	42
Atlantic Shore Nursing and Rehab		42			42
GREENSBORO PATHOLOGY LLC		32	10	24%	42
GRAND VILLA OF DEL RAY WEST		39	3	7%	42



# COVID-19: testing by laboratory

Data through Apr 9, 2021 verified as of Apr 10, 2021 at 09:25 AM

Data in this report are provisional and subject to change.

The numbers in the table below represent the number of Florida and non-Florida residents for whom test results were received by the Department of Health. A person can be tested by more than one laboratory and can have both positive and negative results. **Therefore, the sum of the numbers in each column will be larger than the total number of people tested.**

Reporting lab	Inconclusive	Negative	Positive	Percent positive	Total
CLINICAL LABORATORY		42			42
BENTON HOUSE OF ST. JOHNS		40	2	5%	42
PROFESSIONAL PEDIATRICS		40	2	5%	42
FLORIDA MEDICAL CLINIC - MULTI SPECIALTY CAMPUS		20	22	52%	42
MAIMONIDES-SHALOM ACADEMY, INC		41	1	2%	42
GRAND VILLA OF ALTAMONTE SPRINGS		35	7	17%	42
PACIFICA SENIOR LIVING OCALA		37	5	12%	42
AHMG SURGICAL SPECIALIST		41			41
ROADS PEDIATRICS,LLC		39	2	5%	41
FLORIDA HOSPITAL NEW SMYRNA		4	37	90%	41
STAT ONE URGENT CARE CENTER		2	39	95%	41
A & R RESEARCH GROUP		35	6	15%	41
PEDIATRICS OF CENTRAL FLORIDA KISSI		33	8	20%	41
BRONX LEBANON HOSPITAL-MEDICAL CENTER		37	4	10%	41
NORTH CAROLINA DEPARTMENT OF HEALTH & HUMAN SERVICES	1		40	98%	41
NORTHWELL HEALTH PLAINVIEW HOSPITAL LABORATORY		32	9	22%	41
MAIN STREET MEDICAL CENTER OF CRESTVIEW PA		22	19	46%	41
WHITE-WILSON MEDICAL CENTER		30	11	27%	41
UNIVERSITY OF ALABAMA		38	3	7%	41
IMA MEDICAL GROUP POINCIANA		18	23	56%	41
THE PALMS PHARMACY, INC		38	3	7%	41
EASTERN SHORE URGENT CARE		30	11	27%	41
CITRUS COUNTY HEALTH DEPARTMENT		35	6	15%	41
CROSSROADS URGENT CARE		26	15	37%	41
D W MCMILLAN MEMORIAL HOSPITAL		30	11	27%	41
ST JOSEPHS CHILDRENS OUTREACH			40	100%	40
SOMA MEDICAL CENTER PA #3		5	35	88%	40
STETSON UNIVERSITY STUDENT HEALTH CENTER		3	37	93%	40
ANYLABTEST NOW		33	7	18%	40
RESIDENTIAL PLAZA AT BLUE LAGOON INC		36	4	10%	40
SUNSHINE ASSISTED LIVING		40			40
CAPITAL REGIONAL MEDICAL CENTER		2	38	95%	40
M&V SAN JOSE MEDICAL CENTER			40	100%	40
GEORGIA PUBLIC HEALTH LABORATORY		36	4	10%	40
MAKO MEDICAL		21	19	48%	40
ADVENT HEALTH CENTRA CARE - LAKELAND		30	10	25%	40
CLINICAL PATHOLOGY LABORATORIES, INC		40			40
THE LODGE AND REHABILITATION CENTER		24	16	40%	40
GOLFCREST HEALTHCARE CENTER		40			40
PRIDE DIAGNOSTICS		24	16	40%	40
TANVIR H SHAGAR NP		34	6	15%	40
THORNBURG PEDIATRICS		38	2	5%	40
GENEXPERT			39	100%	39
CEDAR CREEK AT KINGS BAY INC		39			39
WG BAYPOINT VILLAGE SH LLC		38	1	3%	39
MEDEX MEDICAL EXPRESS OF PALATKA LLC			39	100%	39

# COVID-19: testing by laboratory

Data through Apr 9, 2021 verified as of Apr 10, 2021 at 09:25 AM

Data in this report are provisional and subject to change.

The numbers in the table below represent the number of Florida and non-Florida residents for whom test results were received by the Department of Health. A person can be tested by more than one laboratory and can have both positive and negative results. **Therefore, the sum of the numbers in each column will be larger than the total number of people tested.**

Reporting lab	Inconclusive	Negative	Positive	Percent positive	Total
ALWAYS BEST CARE SENIOR SERVICES		35	4	10%	39
University Hospital		34	5	13%	39
CORRECTIONAL MEDICAL GROUP		27	12	31%	39
JUNIPER VILLAGE AT CAPE CORAL		34	5	13%	39
BROOKDALE BRANDON	1	38			39
ORLANDO HEALTH PRIMARY CARE PEDIATRICS		38	1	3%	39
Heritage Park Care and Rehabilitation		39			39
LAKE INTERNAL MEDICINE ASSOCIATES PA		32	7	18%	39
BAY COUNTY JAIL ANNEX		34	5	13%	39
BAYSHORE PATHOLOGY CONSULTANTS PA		37	2	5%	39
NIGHT LITE PEDIATRIC CENTER		10	29	74%	39
CLINICAL RESEARCH SEQUENCING PLATFORM		8	31	79%	39
BULLS HEAD URGENT CARE		37	2	5%	39
ARCPPOINT LABS OF WEST PALM BEACH		4	35	90%	39
LAKE COUNTY SCHOOLS EMPLOYEE HEALTH CENTER		28	11	28%	39
BOND CLINIC, PA		9	30	77%	39
BIOFIRE		7	32	82%	39
GUYAN VALLEY WELLNESS CENTER		32	7	18%	39
DAVENPORT PEDIATRICS CLERMONT PA		33	5	13%	38
MULBERRY'S MOBILE PROVIDER SERVICES LLC		23	15	39%	38
FLORIDA DEPARTMENT OF HEALTH CLAY COUNTY		25	13	34%	38
HOMEWOOD RESIDENCE AT FREEDOM PLAZA		37	1	3%	38
ORLANDO ORTHOPAEDIC OUTPATIENT SURGERY CENTER		32	6	16%	38
STEWART MEDICAL GROUP, INC		21	17	45%	38
MOLECULAR DIAGNOSTICS		5	33	87%	38
CCRC @ SUNFLOWER LLC		35	3	8%	38
CAREHERE LAKE SCHOOLS EMPLOYEE HEALTH CENTER		26	12	32%	38
Life Care Center of Citrus County		37	1	3%	38
AUTUMN OF SARASOTA		12	26	68%	38
VETERANS AFFAIRS MEDICAL CENTER - NEW YORK HARBOR		36	2	5%	38
LEE MEMORIAL HEALTH SYSTEM		34	4	11%	38
ISLAMORADA VILLAGE OF ISLANDS FIRE RESCUE		36	2	5%	38
LMH SKILLED NURSING UNIT		38			38
ANDALUSIA HEALTH		21	17	45%	38
TAYLORVILLE FAMILY MEDICINE		31	7	18%	38
ATRIA SAN PABLO		36	2	5%	38
FAMILY AND INTERNAL MEDICINE AT AVALON PARK		34	4	11%	38
PALM POINT BEHAVIORAL HEALTH		38			38
BELVEDERE COMMONS OF SUN CITY CENTER		38			38
RIVERHEAD URGENT CARE		36	1	3%	37
ALAN A SMITH MD LLC		34	3	8%	37
MINUTECLINIC DIAGNOSTIC OF RHODE ISLAND, LLC #1544		36	1	3%	37
HR SARASOTA OPERATOR LLC		25	12	32%	37
ADVENTHEALTH MEDICAL GROUP FAMILY & INTERNAL		14	23	62%	37
ACCURATE DIAGNOSTIC LAB		35	2	5%	37
CENTRAL FLORIDA HEALTH CARE INC WAUCHULA SITE 2		29	8	22%	37

# COVID-19: testing by laboratory

Data through Apr 9, 2021 verified as of Apr 10, 2021 at 09:25 AM

Data in this report are provisional and subject to change.

The numbers in the table below represent the number of Florida and non-Florida residents for whom test results were received by the Department of Health. A person can be tested by more than one laboratory and can have both positive and negative results. **Therefore, the sum of the numbers in each column will be larger than the total number of people tested.**

Reporting lab	Inconclusive	Negative	Positive	Percent positive	Total
PRODUCTION HEALTH SAFETY MANAGEMENT		36	1	3%	37
WINDSOR WOODS REHAB & HEALTHCARE CTR		35	2	5%	37
WALK IN MEDICAL URGENT CARE		37			37
HOLZER HEALTH CENTER		5	32	86%	37
CONNECTICUT DEPARTMENT OF HEALTH		22	15	41%	37
PONCE THERAPY CARE CENTER		34	3	8%	37
INNOVATION CLINICAL TRIALS, INC			37	100%	37
PECONIC BAY MEDICAL CENTER LABORATORY		28	9	24%	37
ST AUGUSTINE PEDIATRIC ASSOC		33	4	11%	37
DCH REGIONAL MEDICAL CENTER LABORATORY		36	1	3%	37
FAMILY EXTENDED CARE OF SEBRING INC		35	2	5%	37
BASSETTI MEDICAL RESEARCH INC		29	8	22%	37
ONE MILO		37			37
THE COLLIER AT NAPLES		36	1	3%	37
HOLLISMED LLC		35	2	5%	37
PATHOGENIUS LABORATORIES		30	7	19%	37
UNIVERSITY BEHAVIORAL CENTER		37			37
CONCENTRA URGENT CARE		33	4	11%	37
UNIVERSITY MEDICAL CTR OF PRINCETON AT		34	2	6%	36
EP MEDICAL EQUIPMENT PHARMACY		32	4	11%	36
MEDCOMP SCIENCES			36	100%	36
UNION MEDICAL CARE		36			36
CLEARWATER PAIN MANAGEMENT ASSOCIATES		34	2	6%	36
GRAND VILLA OF ST. PETERSBURG		34	2	6%	36
CARE HERE		12	24	67%	36
MAINSTREET FAMILY URGENT CARE		1	35	97%	36
WELLMED AT NEW TAMPA		25	11	31%	36
GRAND VILLA OF NEW PORT RICHEY		29	7	19%	36
WASHINGTON COUNTY HEALTH DEPARTMENT		24	12	33%	36
CAREATC INC BRANDON	5	28	3	8%	36
ARTHREX MEDICAL CENTER EAST		25	11	31%	36
BAY STREET PHARMACY		34	2	6%	36
BVL/LITTLE ANGEL PEDIATRICS		36			36
Casa Mora Rehabilitation & Extended Care		34	2	6%	36
Kensington Gardens		36			36
LPG CONVENIENT CARE AT METRO		33	3	8%	36
PHYSICIAN ASSOCIATES LLC		26	10	28%	36
HARMONY HEALTH OPCO, LLC		15	21	58%	36
PATHGROUP		9	27	75%	36
ROCKLAND URGENT CARE FAMILY HEALTH NP		35	1	3%	36
MINUTE CLINIC DIAGNOSTIC OF VIRGINIA, LLC		36			36
ADVENT HEALTH - FISH MEMORIAL		2	33	94%	35
SUNSHINE PEDIATRICS OF CENTRAL FLORIDA PL		32	3	9%	35
FLORIDA PEDIATRIC GROUP PA		28	7	20%	35
WUESTHOFF MEMORIAL HOSPITAL			35	100%	35
MINUTECLINIC DIAGNOSTIC OF MICHIGAN		32	3	9%	35

# COVID-19: testing by laboratory

Data through Apr 9, 2021 verified as of Apr 10, 2021 at 09:25 AM

Data in this report are provisional and subject to change.

The numbers in the table below represent the number of Florida and non-Florida residents for whom test results were received by the Department of Health. A person can be tested by more than one laboratory and can have both positive and negative results. **Therefore, the sum of the numbers in each column will be larger than the total number of people tested.**

Reporting lab	Inconclusive	Negative	Positive	Percent positive	Total
NCHD		21	14	40%	35
ST LUCIE COUNTY JAIL		26	9	26%	35
WALGREENS COVID-19		27	8	23%	35
VIKOR SCIENTITIC		5	30	86%	35
ST. MARYS MEDICAL CENTER		1	34	97%	35
SOUTHEASTERN OUTPATIENT SURGERY CENTER		32	3	9%	35
P23 LABS		35			35
IRL		4	31	89%	35
REDI-MED WALK IN FAMILY CLINIC			35	100%	35
CITRUS CARE CLINIC			35	100%	35
ALABAMA CLINICS		19	16	46%	35
FLAGLER HOSPITAL INC	2		33	94%	35
SOUTHCOR LABORATORY		4	31	89%	35
PARKSIDE HEALTH AND REHABILITATION CENTER			35	100%	35
BOCA TOXICOLOGY LLC		33	2	6%	35
FHMG-FLORIDA HOSPITAL MEDICAL GROUP		25	10	29%	35
POARCH BANC CREEK INDIANS TRIBAL HEALTH DEPARTMENT			35	100%	35
NEUROINTERNATIONAL SARASOTA		32	3	9%	35
HARBORCHASE OF WELLINGTON CROSSING		33	2	6%	35
FLORIDA PRESBYTERIAN HOMES INC		33	2	6%	35
COLLIER HMA PHYSICIAN MANAGEMENT LLC		27	8	23%	35
GROWING TOGETHER PEDIATRICS, LLC		31	4	11%	35
ISLAND LAKE CENTER		14	21	60%	35
BENTON HOUSE OF CLERMONT		35			35
LONG TERM CARE OF GULF BREEZE LLC		30	4	12%	34
JACKSON HEALTH SYSTEM		2	32	94%	34
A AND R RESEARCH GROUP LLC		30	4	12%	34
JAMAICA HOSPITAL MEDICAL CENTER		30	4	12%	34
PORT SAINT JOHN FAMILY PRACTICE		21	13	38%	34
TRADITIONAL HOME CARE INC		33	1	3%	34
FORT CAROLINE GARDENS, INC		32	2	6%	34
THE SPRINGS OF PARC HILL		33	1	3%	34
GULFSIDE HOSPICE INC		31	3	9%	34
MEDEXPRESS URGENT CARE WEST TAMPA			34	100%	34
MINUTE CLINIC LLC #2216		32	2	6%	34
RASHDA ALBIBI M.D. P.A.		31	3	9%	34
AYERS NURSING AND REHABILITATION CENTER		34			34
MIDDLETOWN MEDICAL P C		24	10	29%	34
TUSCAN GARDENS OF DELRAY BEACH MANAGEMENT COMPANY,		34			34
PARAMOUNT WALK-IN CLINIC		1	33	97%	34
ASSISTED LIVING OF BROWARD		34			34
MINUTECLINIC, LLC, DBA MINUTECLINIC #5		30	4	12%	34
SOUTHWEST LABS		34			34
METRO KNOXVILLE HMA		25	9	26%	34
CRESTVIEW IMMEDIATE CARE LL		10	24	71%	34
COMMUNITY MEDICAL CARE CENTER INC			34	100%	34

# COVID-19: testing by laboratory

Data through Apr 9, 2021 verified as of Apr 10, 2021 at 09:25 AM

Data in this report are provisional and subject to change.

The numbers in the table below represent the number of Florida and non-Florida residents for whom test results were received by the Department of Health. A person can be tested by more than one laboratory and can have both positive and negative results. **Therefore, the sum of the numbers in each column will be larger than the total number of people tested.**

Reporting lab	Inconclusive	Negative	Positive	Percent positive	Total
JUPITER MEDICAL CENTER PHYSICIANS GROUP, INC		30	4	12%	34
LONG BEACH URGENT CARE		33			33
ENCOMPASS HEALTH REHABILITATION HOSPITAL OF PANAMA CITY		28	5	15%	33
MINUTE CLINIC, LLC DBA MINUTECLINIC #4505		30	3	9%	33
BLUE SPRINGS SURGERY CENTER		33			33
AHSE ROP		32	1	3%	33
AMMON ANALYTICAL LABORATORIES		29	4	12%	33
VETERANS HOME		1	32	97%	33
WALGREEN		23	10	30%	33
WESTWOOD NURSING AND REHABILITATION		28	5	15%	33
NIGHT LITE PEDIATRICS URGENT CARE CENTER			33	100%	33
GREENRIDGE GROUP HOME	3	11	19	58%	33
FLORIDA DEPARTMENT OF HEALTH IN MONROE COUNTY		27	6	18%	33
SANFORD MOBILE LAB PGA TOUR		32	1	3%	33
CORAL HOUSE ASSISTED LIVING COMMUNITY LLC		33			33
EVERLYWELL		19	14	42%	33
PHOSPHORUS DIAGNOSTICS		27	6	18%	33
VETERAN AFFAIRS MEDICAL CENTER - JAMES J PETERS		30	3	9%	33
CARILLON SPORTS AND FAMILY MEDICINE		25	8	24%	33
AMBRY GENETICS CORPORATION	23	10			33
VILLA COURT LLC		33			33
FLORIDA MEDICAL CLINIC IM MLK		23	10	30%	33
BOND CLINIC		3	30	91%	33
Consulate Health Care of Orange Park		27	6	18%	33
PM PEDIATRICS		31	2	6%	33
PASSPORT HEALTH ORLANDO		32			32
LEE PHYSICIAN GROUP COLLEGE POINT		32			32
EMORY CLINIC, THE		31	1	3%	32
COLORADO DEPARTMENT OF HEALTH LABORATORY SERVICES DIVISION			32	100%	32
FLORIDA HOSPITAL PHYSICIAN GROUP		19	13	41%	32
MADISON POINTE CARE CENTER		32			32
IPSUM DIAGNOSTICS		3	29	91%	32
WELLSTAR KENNESTONE HOSPITAL		29	3	9%	32
PULSE & REMEDY LLC		17	15	47%	32
WOMENS CARE FLORIDA LABORATORY		25	7	22%	32
Heartland Health Care Center North Sarasota		18	14	44%	32
STATEN ISLAND UNIVERSITY HOSPITAL-POUCH		31	1	3%	32
WESTMINSTER ST AUGUSTINE		32			32
OPIS COQUINA CENTER		32			32
HUNTINGTON STATION URGENT CARE		31	1	3%	32
ADVANCED URGENT CARE		12	20	63%	32
WARDE MEDICAL LABORATORY		24	8	25%	32
LABORATORY ALLIANCE OF CENTRAL NEW YORK		30	2	6%	32
ADVENTHEALTH MEDICAL GROUP FAMILY MEDICINE AT RDV		31			31
PREMIER URGENT CARE CENTER LLC			31	100%	31
SOUTH FLORIDA BAPTIST HOSPITAL			31	100%	31

# COVID-19: testing by laboratory

Data through Apr 9, 2021 verified as of Apr 10, 2021 at 09:25 AM

Data in this report are provisional and subject to change.

The numbers in the table below represent the number of Florida and non-Florida residents for whom test results were received by the Department of Health. A person can be tested by more than one laboratory and can have both positive and negative results. **Therefore, the sum of the numbers in each column will be larger than the total number of people tested.**

Reporting lab	Inconclusive	Negative	Positive	Percent positive	Total
MICHAEL J D'AMBROSE MD PA		29	2	6%	31
REGENCY PARK ASSISTED LIVING FACILITY		29	2	6%	31
HEALTH FIRST - VIERA HOSPITAL		1	30	97%	31
UNIPATH		24	7	23%	31
PINELLAS PARK FIRE DEPARTMENT		31			31
NAPHCARE, INC.		21	10	32%	31
FLORIDA ENDOSCOPY & SURGERY CTR LLC		31			31
MINUTE CLINIC DIAGNOSTIC OF SC, LLC #75		29	2	6%	31
GRAND VILLA OF ENGLEWOOD		26	5	16%	31
AMERICAN ESOTERIC LABORATORIES		15	16	52%	31
STUART REHABILITATION AND HEALTHCARE		15	16	52%	31
EASYCARE WALK-IN CLINIC	1	11	19	61%	31
UR CARE FAMILY AND SPORTS MEDICINE			31	100%	31
ACCESS 365 URGENT CARE		10	21	68%	31
LabCorp L#09258130 M#09258125		12	19	61%	31
REOPEN DIAGNOSTICS			31	100%	31
ELLKAY HEALTHCARE DATA PLUMBERS	23	4	4	13%	31
OAKMONTE VILLAGE		30	1	3%	31
BAYCARE HEALTH SYSTEMS, LLC			31	100%	31
COLLIER ANESTHESIA PAIN LLC		31			31
DISCOVERY COMMONS AT BRADENTON		31			31
FAST PACE MEDICAL CLINIC		27	4	13%	31
ENT AND ALLERGY ASSOCIATES OF FLORIDA LLC		30	1	3%	31
FAMILY CARE PARTNERS URGENT CARE LLC		24	6	20%	30
STATCARE URGENT & WALK IN MEDICAL CARE		27	3	10%	30
COUNTY OF LOS ANGELES			30	100%	30
ENCOMPASS HEALTH REHABILITATION OF ALTAMONTE		25	5	17%	30
CIGNA PBSO WEST PALM			30	100%	30
Wiregrass Rehabilitation Center and Nursing Home		28	2	7%	30
MEDEMERGE		28	2	7%	30
BOCA BIOLISTIC REFERENCE LAB			30	100%	30
MIGUEL E TREVINO MD PA		26	4	13%	30
CLINCLOUD, LLC			30	100%	30
CLEARWATER EMPLOYEE HEALTH CLINIC		14	16	53%	30
SANITAS		4	26	87%	30
ADVENT HEALTH PRIMARY CARE PLUS, WINTER GARDEN		26	4	13%	30
AMEERAH LABS			30	100%	30
FORT VALLEY STATE UNIVERSITY		29	1	3%	30
CHIPOLA MEDICAL ASSOCIATES		10	20	67%	30
MINUTE CLINIC DIAGNOSTIC OF VIRGINIA		23	7	23%	30
MARYLAND DEPARTMENT OF HEALTH			30	100%	30
MARTHA'S HOUSE & ASSISTED LIVING FACILITY		30			30
WEINBERG VILLAGE		29	1	3%	30
Okeechobee Health Care Facility		16	14	47%	30
DHMD		30			30
WILLAMETTE VALLEY TOXICOLOGY LLC		28	2	7%	30

# COVID-19: testing by laboratory

Data through Apr 9, 2021 verified as of Apr 10, 2021 at 09:25 AM

Data in this report are provisional and subject to change.

The numbers in the table below represent the number of Florida and non-Florida residents for whom test results were received by the Department of Health. A person can be tested by more than one laboratory and can have both positive and negative results. **Therefore, the sum of the numbers in each column will be larger than the total number of people tested.**

Reporting lab	Inconclusive	Negative	Positive	Percent positive	Total
HERITAGE WATERSIDE		27	3	10%	30
NURSES HELPING HANDS INC ALF		30			30
THE TERRACE AT IVY ACRES ALF		11	19	63%	30
NORTH PINELLAS CHILDRENS MEDICAL CENTER			30	100%	30
PERDIDO URGENT CARE		1	29	97%	30
CENTER ONE SURGERY CENTER		24	6	20%	30
COLORADO DEPARTMENT OF PUBLIC HEALTH AND ENVIRONMENT			30	100%	30
CARDIOLOGY AND MEDICINE ASSOCIATES INC		29	1	3%	30
EMORY UNIVERSITY HOSPITAL		26	4	13%	30
LAKE MARY - STIRLING CENTER SUITE 202			30	100%	30
HOLIDAY MEDICAL ASSOCIATES		4	26	87%	30
OAK HARBOR ASSISTED LIVING FACILITY		27	3	10%	30
INTERIM HEALTHCARE OF NORTHWEST FLORIDA INC		27	2	7%	29
STEWART MELBOURNE HOSPITAL			29	100%	29
P4CLINICAL	3	2	24	83%	29
UNIV OF ROCHESTER-STRONG MEMORIAL HOSP		28	1	3%	29
WEISS PEDIATRIC CARE LLC		16	13	45%	29
TOTTENVILLE CIRCLE URGENT CARE		29			29
RESIDENCE AT BAY VUE		27	2	7%	29
NEMOURS CHILDRENS CLINIC		22	7	24%	29
DUVAL COUNTY HEALTH DEPARTMENT		29			29
CHILDREN'S MEDICAL CENTER			29	100%	29
CERON PEDIATRICS & INTEGRATIVE MEDICIN		29			29
UCLA HEALTHCARE CLINICAL LABS		23	6	21%	29
COOPER HEALTHCARE		26	3	10%	29
SUNSHINE PEDIATRICS		29			29
FLORIDA MEDICAL CL ODOM TPA		16	13	45%	29
PRO HEALTH HARMONY		29			29
RENAISSANCE SENIOR LIVING	1	28			29
CDC		17	12	41%	29
CAPE CORAL HOSPITAL ABG LABORATORY		16	13	45%	29
ROBERT H JENKINS JR VETERANS' DOMICILIARY HOME OF		26	3	10%	29
PALMS, THE		29			29
PALM GARDEN OF JACKSONVILLE		27	2	7%	29
BROOKWOOD BAPTIST MEDICAL CENTER		28	1	3%	29
BAPTIST PRIMARY BLACK CREEK SOUTH			29	100%	29
DOCTOR TODAY TLC LLC			29	100%	29
GRAND VILLA OF PINELLAS PARK		27	2	7%	29
UNIVERSITY OF ILLINOIS VETERINARY DIAG	1	27	1	3%	29
SMH PHYSICIAN SERVICES INC		28	1	3%	29
PANCARE HEALTH - BONIFAY K-8			29	100%	29
KINDRED HOSPITAL OCALA		26	3	10%	29
COMPREHENSIVE CHILDCARE		23	6	21%	29
DAVID LAWRENCE CENTER		25	4	14%	29
STEINHATCHEE DRUGS		23	6	21%	29
SUNTREE INTERNAL MEDICINE		29			29

# COVID-19: testing by laboratory

Data through Apr 9, 2021 verified as of Apr 10, 2021 at 09:25 AM

Data in this report are provisional and subject to change.

The numbers in the table below represent the number of Florida and non-Florida residents for whom test results were received by the Department of Health. A person can be tested by more than one laboratory and can have both positive and negative results. **Therefore, the sum of the numbers in each column will be larger than the total number of people tested.**

Reporting lab	Inconclusive	Negative	Positive	Percent positive	Total
Grand Villa of Deerfield Beach		27	2	7%	29
ST PETER'S BENDER LABORATORY		28	1	3%	29
NORTHSIDE HOSPITAL EMERGENCY DEPT		25	4	14%	29
SYNIVERSE WELLNESS CENTER		25	4	14%	29
ACTIVE SENIOR LIVING		26	2	7%	28
LAKE PLACID HEALTH AND REHABILITATION		1	27	96%	28
LAKELAND NURSING AND REHABILITATION CENTER			28	100%	28
GRAND LIVING AT LAKEWOOD RANCH		27	1	4%	28
PORT ST LUCIE HOSPITAL		25	3	11%	28
MINUTE CLINIC DIAGNOSTIC OF NEW JERSEY		27	1	4%	28
ORANGE PEDIATRICS			28	100%	28
FAMILY CARE PARTNERS		18	10	36%	28
AU MEDICAL CENTER, INC	1	24	3	11%	28
MARION PEDIATRICS PA		21	7	25%	28
HOUSE CALLS PROFESSIONAL LLC		24	4	14%	28
EDEN AT CRESTVIEW		12	16	57%	28
BROOKDALE PHILLIPPI CREEK			28	100%	28
UNION CHD		25	3	11%	28
GADSDEN COUNTY HEALTH DEPARTMENT		22	6	21%	28
URGENT CARE CENTER			28	100%	28
ASTORIA HEALTH AND REHABILITATION CENTER		27	1	4%	28
WIREGRASS CLINIC LLC		23	5	18%	28
MINUTECLINIC, LLC #08366		23	5	18%	28
WEST BROWARD CARE CENTER		24	4	14%	28
Cleveland Clinic Laboratories		4	24	86%	28
MINUTECLINIC DIAGNOSTIC OF RHODE ISLAND, LLC #212		28			28
KINGS BAY PEDIATRICS LLC		24	4	14%	28
KEY PRIMARY CARE			28	100%	28
MAYO CLINIC JACKSONVILLE		3	25	89%	28
ECC PEDIATRICS		28			28
MIDNIGHT MEDICINE			28	100%	28
OCCUPATIONAL HEALTH CENTERS OF THE SOUTHWEST PA		23	5	18%	28
NATIONAL MENTOR HEALTHCARE LLC			28	100%	28
EXPRESS CARE OF TAMPA BAY LLC		2	26	93%	28
JOSEF SCHENKER MD PC DBA CENTERS URGENT		26	2	7%	28
BOCA SIMON LAB		1	27	96%	28
ORLANDO FAMILY MEDICINE		13	15	54%	28
LABORATORY MEDICINE CONSULTANTS-LMC PA		26	2	7%	28
PBSO WEST PALM FAMILY PRACTICE		1	26	96%	27
MONTEFIORE NEW ROCHELLE HOSPITAL		24	3	11%	27
PINELLAS 1 HOME HEALTH CARE CORP		27			27
Summit Medical Group Westfield Lab		24	3	11%	27
URGENT FAMILY CARE INC		24	3	11%	27
BROOKDALE UNIVERSITY HOSPITAL		25	2	7%	27
HEALTHPARK MEDICAL CENTER ABG LAB		26	1	4%	27
SUNCOAST LABS			27	100%	27



# COVID-19: testing by laboratory

Data through Apr 9, 2021 verified as of Apr 10, 2021 at 09:25 AM

Data in this report are provisional and subject to change.

The numbers in the table below represent the number of Florida and non-Florida residents for whom test results were received by the Department of Health. A person can be tested by more than one laboratory and can have both positive and negative results. **Therefore, the sum of the numbers in each column will be larger than the total number of people tested.**

Reporting lab	Inconclusive	Negative	Positive	Percent positive	Total
EMORY BENNETT VETERANS NURSING HOME	1	26			27
GOOD SAMARITAN HOSPITAL LABORATORY		24	3	11%	27
SPANISH RIVER HIGH SCHOOL ESE		23	4	15%	27
ATRIA LADY LAKE		27			27
BUREAU OF PUBLIC HEALTH	1	6	20	74%	27
JOSEF SCHENKER MD PC		27			27
CARLOS F FUSTER MD PA		25	2	7%	27
LOOP PEDIATRICS		22	5	19%	27
THE COMMONWEALTH OF MASSACHUSETTS		1	26	96%	27
ENGLEWOOD HOSPITAL AND MEDICAL CENTER		22	5	19%	27
CHILDRENS MEDICAL CENTER			27	100%	27
TNC WALK IN CLINIC		20	7	26%	27
MINUTECLINIC, LLC #4230		23	4	15%	27
PARK WEST MEDICAL CENTER		26	1	4%	27
BROWARD HEALTH IMPERIAL POINT NURSING			27	100%	27
A LILIKO'I PHARMACY LLC		24	3	11%	27
LEXINGTON PLACE SENIOR LIVING COMMUNITY		27			27
FIRST CHOICE PEDIATRICS LOOP		25	2	7%	27
ADVENT HEALTH MEDICAL GROUP- FAMILY MEDICINE AT DR. PHILIPS		22	5	19%	27
RAINBOW PEDIATRICS		1	26	96%	27
JOSEPH SCHENKER MD PC DBA CENTERS URGENT		24	3	11%	27
LEE PHYSICIAN GROUP		24	3	11%	27
NORTHWESTERN UNIVERSITY CORP		26	1	4%	27
EXPRESS CARE OF BELLEVIEW		27			27
AIR, LAND & SEA PHYSICALS & CONSULTATIONS, LLC		26	1	4%	27
MED LABS DIAGNOSTICS		10	17	63%	27
HUNT CLUB MEDICAL		15	12	44%	27
VASSAR BROTHERS MEDICAL CENTER LABORATORY		25	2	7%	27
EPIC REFERENCE LABS INC			27	100%	27
KIVA AT CANTERBURY, LLC		27			27
GASTROENTEROLOGY ASSOCIATES OF PENSACOLA PA		23	4	15%	27
VICK STREET MANOR		27			27
BROOKDALE SOUTHPOINT			27	100%	27
ALPHA PHARMACY		24	3	11%	27
TIFFANY LAKE CARE CENTERS INC		26			26
PULMONARY SPECIALISTS OF THE PALM BEACHES		16	10	38%	26
SUMMIT MEDICAL GROUP - 75 E NORTHFIELD		22	4	15%	26
CARE CENTERS OF NASSAU LLC MINER ROAD NORTH		26			26
PALM BEACH COUNTY FIRE RESCUE		24	2	8%	26
EAST HILL MEDICAL GROUP		17	9	35%	26
KISSIMMEE VA OUTPATIENT CLINIC		25	1	4%	26
CANCER RESEARCH LAB, BOB JONES UNIVERSITY		24	2	8%	26
ADVENT HEALTH PARTIN SETTLEMENT HEALTH PARK		18	8	31%	26
MAGNOLIA PEDIATRICS		4	22	85%	26
Clearwater Center		12	14	54%	26
VIRTUA		22	4	15%	26

# COVID-19: testing by laboratory

Data through Apr 9, 2021 verified as of Apr 10, 2021 at 09:25 AM

Data in this report are provisional and subject to change.

The numbers in the table below represent the number of Florida and non-Florida residents for whom test results were received by the Department of Health. A person can be tested by more than one laboratory and can have both positive and negative results. **Therefore, the sum of the numbers in each column will be larger than the total number of people tested.**

Reporting lab	Inconclusive	Negative	Positive	Percent positive	Total
WAKULLA COUNTY HEALTH DEPARTMENT		12	14	54%	26
ACCESS HEALTH CARE PHYSICIANS LLC		10	16	62%	26
ROSLYN URGENT CARE		26			26
TREASURE COAST PRIMARY CARE		20	6	23%	26
MINIMALLY INVASIVE VASCULAR INC		24	2	8%	26
MINUTECLINIC DIAGNOSTIC OF TEXAS		22	4	15%	26
EXPRESS FAMILY CARE LLC		11	15	58%	26
ST VINCENTS AMBULATORY CARE INC DBA		23	3	12%	26
ARCPPOINT LABS OF FORT LAUDERDALE		25	1	4%	26
DARDEN WELLNESS CENTER		23	3	12%	26
THE MINIER URGENT CARE		20	6	23%	26
CANTON-POTSDAM HOSPITAL LABORATORY		25	1	4%	26
MONCRIEF ARMY HEALTH CLINIC			26	100%	26
LAKES DIALYSIS CENTER INC			26	100%	26
Grand Villa of Dunedin		20	6	23%	26
SUMMERGATE PHARMACY		24	2	8%	26
SHORE MEMORIAL HOSPITAL		23	3	12%	26
MD BEAUTY LABS, PA		24	2	8%	26
ABL MEDICAL CARE LLC			26	100%	26
LOT HEALTH SERVICES□	1	25			26
CARENOW - DOWNTOWN NORTH GULCH		24	2	8%	26
TREEHOUSE PEDIATRICS & FAMILY CARE		26			26
ORLANDO ORTHOPAEDIC CENTER		24	2	8%	26
GERALD J KIVETT MD		23	3	12%	26
RJ LEE GROUP	1	23	2	8%	26
HUNT CLUB PEDIATRIC ASSOCIATES LLC		21	5	19%	26
TAMPA URGENT CARE			26	100%	26
OAKTREE HEALTHCARE			26	100%	26
MINUTECLINIC DIAGNOSTIC OF TN, PC 374		22	4	15%	26
LPG PRIMARY CARE AT BONITA BAY LIFESTYLE CENTER		23	2	8%	25
ADVENT HEALTH EXPRESS		9	16	64%	25
RAYMOND BASRI MD		23	2	8%	25
1 TOUCH TOTALCARE SOLUTIONS		22	3	12%	25
GREEN GABLES ASSISTED LIVING FACILITY		25			25
GRAND VILLA OF LARGO		23	2	8%	25
THE WATERMARK AT VISTAWILLA		25			25
WESTPAC LABS		1	24	96%	25
STATCARE URGENT AND WALK-IN MEDICAL CA		22	3	12%	25
PHYSICIANS STAT		3	22	88%	25
ADVENT HEALTH - LAKE MARY PEDIATRICS		16	9	36%	25
BIG BEND HOSPICE INC		25			25
DELRAY BEACH FACIAL PLASTIC SURGERY		25			25
TALLAHASSEE DEVELOPMENTAL CENTER□		24	1	4%	25
TOTAL ACCESS URGENT CARE		1	24	96%	25
ENCOMPASS HOME HEALTH OF THE SOUTHEAST LLC		23	2	8%	25
CENTRAL FLORIDA PEDIATRIC URGENT CARE LLC		21	4	16%	25

# COVID-19: testing by laboratory

Data through Apr 9, 2021 verified as of Apr 10, 2021 at 09:25 AM

Data in this report are provisional and subject to change.

The numbers in the table below represent the number of Florida and non-Florida residents for whom test results were received by the Department of Health. A person can be tested by more than one laboratory and can have both positive and negative results. **Therefore, the sum of the numbers in each column will be larger than the total number of people tested.**

Reporting lab	Inconclusive	Negative	Positive	Percent positive	Total
ST. CLOUD HOSPITAL		20	5	20%	25
VOLUSIA COUNTY BRANCH JAIL		1	24	96%	25
SUNQUEST		3	22	88%	25
PALMETTO PEDIATRICS			25	100%	25
FEDERAL PRISON CAMP PENSACOLA			25	100%	25
SOUTH FLORIDA DIALYSIS CENTER		8	17	68%	25
SEWALLS POINT PHARMACY INC		18	7	28%	25
SANFORD PEDIATRIC ASSOCIATES, PA		23	2	8%	25
MINUTECLINIC DIAGNOSTIC OF PENNSYLVANI		24	1	4%	25
COASTAL SKIN SURGERY AND DERMATOLOGY		18	7	28%	25
COASTAL COMPLETE CARE		11	14	56%	25
MINUTECLINIC DIAGNOSTIC OF LOUISIANA,		22	3	12%	25
ASURANCE SCIENTIFIC LABORATORIES		24	1	4%	25
MADWAR		19	6	24%	25
WELLMED AT PLANT CITY		11	14	56%	25
BAYSIDE LABORATORIES INC		25			25
CENTRAL FLORIDA HEALTH SERVICES		17	8	32%	25
MEDEXPRESS URGENT CARE - BLOOMINGTON		22	3	12%	25
COMMUNITY HEALTH OF SOUTH FLORIDA			25	100%	25
ADVENT HEALTH MEDICAL GROUP FAMILY AND INTERNAL MEDICINE AT AVALON PAR		22	3	12%	25
STATE LAB		2	22	92%	24
WESTMINSTER WOODS ON JULINGTON CREEK		22	2	8%	24
SENIOR HEALTH OF WINTER PARK DUNDEE		24			24
AVENTIS BIO-SERVICES CTL		24			24
MINUTECLINIC DIAGNOSTIC OF TN PC #378		21	3	13%	24
PALMS MEDICAL GROUP - LAKE CITY WEST		3	21	88%	24
PHYSICIANS CARE		20	4	17%	24
ALAN SERURE MD		24			24
HENNEPIN COUNTY MEDICAL CENTER (HCMC)		13	11	46%	24
TARPON BAYOU CENTER			24	100%	24
MED PLUS FLORENCE		20	4	17%	24
EDWARD S BENNETT MD PLLC		24			24
South Heritage Health and Rehab		24			24
JUST FOR KIDS PEDIATRICS		5	19	79%	24
SENIOR LIVING IV SUN CITY LLC		17	7	29%	24
SARASOTA MEMORIAL NURSING & REHABILITATION CTR		24			24
TREASURE COAST URGENT CARE			24	100%	24
RAINBOW PEDIATRIC CENTER		2	22	92%	24
ATRIA AT ST JOSEPHS		24			24
ORLANDO COVID TEST , LLC		22	2	8%	24
LABORATORY DYNAMICS		20	4	17%	24
TREASURE ISLE LLC		24			24
ST VINCENT'S EAST		22	2	8%	24
MINUTECLINIC, LLC, DBA MINUTECLINIC #2544		23	1	4%	24
PHYSICIANS PRIMARY CARE OF SW FLORIDA PL		24			24
ROWLETT MIDDLE ACADEMY		22	2	8%	24

# COVID-19: testing by laboratory

Data through Apr 9, 2021 verified as of Apr 10, 2021 at 09:25 AM

Data in this report are provisional and subject to change.

The numbers in the table below represent the number of Florida and non-Florida residents for whom test results were received by the Department of Health. A person can be tested by more than one laboratory and can have both positive and negative results. **Therefore, the sum of the numbers in each column will be larger than the total number of people tested.**

Reporting lab	Inconclusive	Negative	Positive	Percent positive	Total
NEW YORK METHODIST HOSPITAL		20	4	17%	24
LEE COMMUNITY HEALTHCARE INC CAPE CORAL		24			24
NOVANT HEALTH		18	6	25%	24
PRIME CARE ONE LLC/HARBORCHASE OF VENICE			24	100%	24
COURTYARDS OF ORLANDO		24			24
JESSIE TRICE COMMUNITY HEALTH SYSTEM, INC		8	16	67%	24
JUPITER MEDICAL CENTER			24	100%	24
HERITAGE OAKS ASSISTED LIVING & MEMORY CARE		20	4	17%	24
CSH LAKE ORIENTA LP		24			24
CVS NC7047POCT DURHAM		24			24
THE CHAPPEL GROUP RESEARCH		24			24
INNOVATIVE RESEARCH OF WEST FLORIDA		21	3	13%	24
HEALTH MED CENTERS		24			24
LPG PRIMARY CARE AT CAPE CORAL PARKWAY		20	4	17%	24
WELLNOW URGENT CARE		23	1	4%	24
HOWARD BEACH URGENT CARE		22	2	8%	24
PACIFICA SENIOR LIVING FORT MYERS		15	9	38%	24
CENTERPLACE HEALTH		3	21	88%	24
SOMA MEDICAL CENTER # 4		2	22	92%	24
FORT SANDERS REGIONAL LABORATORY		24			24
MADISON COUNTY MEMORIAL HOSP		12	12	50%	24
FINLAY C. LABORATORY		4	20	83%	24
VILLAGES REHABILITATION AND NURSING CENTER		24			24
MID FLORIDA PATHOLOGY LLC		23	1	4%	24
HALIFAX HEALTH URGENT CARE		4	20	83%	24
TIMBERLANE LODGE ALF	1	16	7	29%	24
MINUTECLINIC DIAGNOSTIC OF TN PC #6435		22	2	8%	24
SPRINGWOOD COURT		19	5	21%	24
URGENT CARE USA			24	100%	24
CL BRUMBACK PRIMARY CARE CLINIC LANTANA		2	22	92%	24
CORE LABORATORY		1	22	96%	23
ADIRONDACK MEDICAL CENTER		23			23
ADVENTHEALTH MEDICAL GROUP PULMONOLOGY		20	3	13%	23
WOODHOUSE INC		17	6	26%	23
UF HEALTH NORTH JACKSONVILLE			23	100%	23
NEWYORK-PRESBYTERIAN/ LAWRENCE HOSPITAL LABORATORY		21	2	9%	23
NORTHWEST FLORIDA COMMUNITY HOSPITAL 3RD FLOOR		21	2	9%	23
PRIMECARE AT PORT ORANGE		4	19	83%	23
UTAH DEPARTMENT OF HEALTH			23	100%	23
BAYFRONT FAMILY HEALTH CENTER		3	20	87%	23
UAH STUDENT HEALTH CENTER		16	7	30%	23
BOZEMAN HEALTH DEACONESS HOSPITAL		18	5	22%	23
WUESTHOFF MEDICAL CENTER-MELBOURNE			23	100%	23
UNIVERSITY HILLS HEALTH AND REHABILITATION CENTER		18	5	22%	23
OMEGA LABORATORIES		19	4	17%	23
NOBLE SENIOR LIVING		3	20	87%	23

# COVID-19: testing by laboratory

Data through Apr 9, 2021 verified as of Apr 10, 2021 at 09:25 AM

Data in this report are provisional and subject to change.

The numbers in the table below represent the number of Florida and non-Florida residents for whom test results were received by the Department of Health. A person can be tested by more than one laboratory and can have both positive and negative results. **Therefore, the sum of the numbers in each column will be larger than the total number of people tested.**

Reporting lab	Inconclusive	Negative	Positive	Percent positive	Total
ROSS MEDICAL GROUP			23	100%	23
ST ELIZABETH MEDICAL CENTER LABORATORY		20	3	13%	23
ADVANCED URGENT CARE CENTER		7	16	70%	23
SONATA BOYNTON BEACH		21	2	9%	23
FLORIDA MEDICAL CLINIC - NEW TAMPA		19	4	17%	23
ISLAND COAST PEDIATRICS PA		22	1	4%	23
EGL GENETIC DIAGNOSTICS		1	22	96%	23
UNIV OF NORTH ALABAMA HEALTH CENTER		22	1	4%	23
LAKEVIEW HEALTH CARE SYSTEMS		9	14	61%	23
ADEPT INPATIENT MEDICAL SERVICES PC		23			23
CVS NC3516POCT WINSTON SALEM		21	2	9%	23
NEW JERSEY		22	1	4%	23
SOUTHEAST GEORGIA HEALTH SYSTEM, INC		20	3	13%	23
GILCHRIST COUNTY JAIL		20	2	9%	22
SOLE HEALTH LLC		22			22
GLEN COVE HOSPITAL		22			22
GRAND VILLA OF BOYNTON BEACH		21	1	5%	22
OCEANSIDE URGENT CARE		22			22
MINUTECLINIC DIAGNOSTIC OF TN PC #320		14	8	36%	22
REGENEX TAMPA BAY		19	3	14%	22
EBEIDS MD PEDIATRICS		19	3	14%	22
OLIVE BRANCH HEALTH AND REHABILITATION CENTER			22	100%	22
FLUSHING HOSPITAL MEDICAL CENTER		18	4	18%	22
OPTIMAL CARE PEDIATRICS		7	15	68%	22
CITY OF NAPLES FIRE RESCUE		19	3	14%	22
DIACARTA INC.		22			22
CVS NC7588POCT ASHEVILLE		19	3	14%	22
ADVANCED HEALTHCARE ASSOCIATES		20	2	9%	22
ST VINCENT'S URGENT CARE		19	3	14%	22
HARBOUR ISLAND PEDIATRICS		13	9	41%	22
PULSE MEDICAL GROUP INC			22	100%	22
MEDI STATION			22	100%	22
MARATHON HEALTH FOR LIFE		19	3	14%	22
OHIO CVS STORES, LLC DBA		19	3	14%	22
DALE MEDICAL CENTER		17	5	23%	22
MORNINGSIDE MANOR & VILLA ADULT CARE C		22			22
MOBILE DIVISION LABORATORY		7	15	68%	22
MINUTECLINIC DIAGNOSTIC OF NORTH		19	3	14%	22
MARQUES PEDIATRICS			22	100%	22
ERIC C MARSHAL MD, PC DBA MINUTECLINIC		21	1	5%	22
KELLY'S ASSISTED LIVING FACILITY		22			22
BAYCARE MEDICAL GROUP INC		3	19	86%	22
FLORIDA HOSPITAL LABS		12	10	45%	22
FLORENCE J HUNT STUDENT WELLNESS CENTER - HEALTH SERVICES (ABBOTT)		22			22
ENCOMPASS HEALTH REHABILITATION HOSPITAL OF MIAMI		21	1	5%	22
APOLLO SURGERY CENTER		20	2	9%	22

# COVID-19: testing by laboratory

Data through Apr 9, 2021 verified as of Apr 10, 2021 at 09:25 AM

Data in this report are provisional and subject to change.

The numbers in the table below represent the number of Florida and non-Florida residents for whom test results were received by the Department of Health. A person can be tested by more than one laboratory and can have both positive and negative results. **Therefore, the sum of the numbers in each column will be larger than the total number of people tested.**

Reporting lab	Inconclusive	Negative	Positive	Percent positive	Total
BASSETTI & ASSOCIATES, MD, PA			22	100%	22
FLORIDA PEDIATRICS		6	16	73%	22
HENDRY REGIONAL CORPORATE HEALTH			22	100%	22
WELLMED AT LAKE COPELAND		16	6	27%	22
CARESPOT		2	20	91%	22
TEN HEALTHCARE		6	16	73%	22
ROCKLEDEGE REGIONAL MEDICAL CENTER		17	5	23%	22
MORRIS PARK URGENT CARE		19	3	14%	22
ESOTERIX GENETIC LABORATORIES		17	5	23%	22
PRIMARY CARE SPECIALISTS OF ORLANDO LLC		17	5	23%	22
FAMILY AND AFTER HOURS CARE		22			22
GRAND VILLA OF DELRAY EAST		22			22
ELAN SPANISH SPRINGS		4	18	82%	22
NEW YORK PRESBYTERIAN - ALLEN HOSPITAL		22			22
STEWARD MEDICAL GROUP INC			22	100%	22
CHARLOTTE CHD PORT CHARLOTTE		18	4	18%	22
FORT PIERCE FAMILY CARE INC		16	6	27%	22
MINUTECLINIC DIAGNOSTIC OF ILLINOIS L		17	5	23%	22
UNDERGROUND FREE CLINIC		22			22
SEAGRASS VILLAGE			22	100%	22
Wesley Place on Honeysuckle		20	2	9%	22
COASTAL FAMILY PRACTICE		13	8	38%	21
TENNESSEE DEPARTMENT OF HEALTH		15	6	29%	21
LAKE HOWARD HEIGHTS	1	18	2	10%	21
UPMC CHAUTAUQUA AT WCA LABORATORY		20	1	5%	21
CLINICAL PATHOLOGY LABORATORIES SOUTHEAST			21	100%	21
CONNECTDX		6	15	71%	21
ARDEN COURTS OF WINTER SPRINGS		18	3	14%	21
BETHESDA HEALTH PHYSICIAN GROUP INC			21	100%	21
MINUTECLINIC DIAGNOSTICS MEDICAL GROUP		20	1	5%	21
JEFFERSON K-12, A SOMERSET SCHOOL- CLINIC		17	4	19%	21
USCG AIR STATION CLEARWATER CLINIC		20	1	5%	21
INTERNATIONAL MEDICAL LABORATORY INC		21			21
HOPE HEALTHCARE		21			21
CARENOW URGENT CARE-BRENTWOOD		15	6	29%	21
ESTATES MEDICAL CENTER		12	9	43%	21
PALM BAY FAMILY PRACTICE		4	17	81%	21
West Gate Village, LLC		21			21
ORANGE REGIONAL MEDICAL CENTER LABORATORY		16	5	24%	21
Citymd Of Lacey		18	3	14%	21
COLUMBIA MEMORIAL HOSPITAL		21			21
PRIMECARE OF DOTHAN-DALEVILLE CLINIC		16	5	24%	21
ENCOMPASS HEALTH REHABILITATION HOSPITAL OF OCALA		20	1	5%	21
VENICE REGIONAL BAYFRONT HEALTH			21	100%	21
POINT OF CARE CLINICS PRIMARY CARE		20	1	5%	21
ST JUDE CHILDRENS RESEARCH HOSPITAL		21			21

# COVID-19: testing by laboratory

Data through Apr 9, 2021 verified as of Apr 10, 2021 at 09:25 AM

Data in this report are provisional and subject to change.

The numbers in the table below represent the number of Florida and non-Florida residents for whom test results were received by the Department of Health. A person can be tested by more than one laboratory and can have both positive and negative results. **Therefore, the sum of the numbers in each column will be larger than the total number of people tested.**

Reporting lab	Inconclusive	Negative	Positive	Percent positive	Total
PASSPORT HEALTH OF TAMPA BAY		18	3	14%	21
ROCKLEDGE FAMILY HEALTH			21	100%	21
METROPOLITAN CHARITIES INC		19	2	10%	21
SOUTH NASSAU COMMUNITIES HOSPITAL		17	4	19%	21
VIERA FAMILY MEDICINE AND WELLNESS		16	4	20%	20
CARESPOT OF NOCATEE		1	19	95%	20
ADVENT HEALTH - KISSIMMEE		6	14	70%	20
HEALTHY MINORS, LLC.		20			20
GEORGIA HEART CENTER (MSC 53), NAVICEN		18	2	10%	20
REDITUS LABORATORIES			20	100%	20
BAYFRONT HMA CONVENIENT CARE, LLC		2	18	90%	20
MINUTECLINIC DIAGNOSTIC OF NORTH CAROLINA PC		17	3	15%	20
Sovereign Laboratory Services, LLC		17	3	15%	20
MINUTECLINIC MINUTECLINIC #8746		19	1	5%	20
ANYTIME LAB, LLC		18	2	10%	20
CVS MINUTE CLINIC DIAGNOSTIC OF TEXAS LLC		16	4	20%	20
GOOD SAMARITAN SOCIETY OF DAYTONA		16	4	20%	20
WINTER PARK FAMILY PRACTICE LLC		17	3	15%	20
BEST MEDICAL CENTER		11	9	45%	20
MINUTECLINIC DIAGNOSTIC PA		18	2	10%	20
PONCE PLAZA NURSING & REHAB CENTER		4	16	80%	20
BROOKDALE MANDARIN CENTRAL		7	13	65%	20
WINSHIPS PHARMACY INC		20			20
TGH MEDICAL GROUP LABORATORY CARROLLWOOD			20	100%	20
ODYSSEY HEALTHCARE OF MARION COUNTY, LLC		19	1	5%	20
PROFESSIONAL PARK PEDIATRICS PA			20	100%	20
PALM BEACH GARDENS MEDICAL CENTER			20	100%	20
MEDICAL EXPRESS CORP		18	2	10%	20
CVA MINUTE CLINIC DIAGNOSTIC OF VIRGINIA, LLC		20			20
PEDIATRIC ASSOCIATES PA		17	3	15%	20
BAY PEDIATRICS PA		18	2	10%	20
THE VILLAGES HEALTH		12	8	40%	20
RHODE ISLAND DEPARTMENT OF HEALTH			20	100%	20
GUARDANT HEALTH		14	6	30%	20
STATEN ISLAND UNIVERSITY HOSPITAL		19	1	5%	20
MCWHORTER SCHOOL OF PHARMACY		20			20
CONSOLIDATED LAB SERVICES		10	10	50%	20
PEDIATRICS IN BREVARD-COCOA BEACH		15	5	25%	20
MEDPEDS ASSOCIATES OF SARASOTA PA		18	2	10%	20
MINUTECLINIC DIAGNOSTIC OF TN PC #6363		17	3	15%	20
LAKE WORTH MANOR		19	1	5%	20
SOUTH CAROLINA DEPARTMENT OF HEALTH			20	100%	20
WACO HHSSURGEWACO	1	16	3	15%	20
PRIMARY CARE MEDICINE	1	13	6	30%	20
BAPTIST MEDICAL GRP URGENT CARE & OCC HEALTH AIRPO		20			20
DIXIE COUNTY HEALTH DEPARTMENT		13	7	35%	20

# COVID-19: testing by laboratory

Data through Apr 9, 2021 verified as of Apr 10, 2021 at 09:25 AM

Data in this report are provisional and subject to change.

The numbers in the table below represent the number of Florida and non-Florida residents for whom test results were received by the Department of Health. A person can be tested by more than one laboratory and can have both positive and negative results. **Therefore, the sum of the numbers in each column will be larger than the total number of people tested.**

Reporting lab	Inconclusive	Negative	Positive	Percent positive	Total
DEPT OF VA MEDICAL CENTER - BAY PINES			20	100%	20
WALGREENS #04618		18	2	10%	20
BAYCARE MEDICAL GROUP INC			20	100%	20
SEVEN RIVERS REGIONAL MEDICAL CENTER		5	14	74%	19
NO NAME		8	11	58%	19
STONE WASH CLINICAL LABORATORIES		2	17	89%	19
COMMUNITY HOME HEALTH CARE		19			19
PATIENTS CHOICE LAB OF IND, LLC		16	3	16%	19
CARE POINT HEALTH & WELLNESS CENTER		19			19
LAB INTERMARKET FACILITY LAB		1	18	95%	19
MONROE COUNTY DETENTION CENTER			19	100%	19
DOCTORS MEDICAL CENTER OF WALTON COUNTY CLINIC			19	100%	19
FAMILY CARE CYPRESS CREEK		1	18	95%	19
MED HEALTH SERVICES		18	1	5%	19
CVS HEALTH, #3396		17	2	11%	19
GRAND VILLA OF MELBOURNE		17	2	11%	19
MORTON PLANT NORTH BAY HOSPITAL			19	100%	19
BROWNE MEDICAL		17	2	11%	19
BARTON FAMILY PRACTICE		8	11	58%	19
BRIDGEWAY HEALTH CLINICS INC			19	100%	19
TRINITY MEDICAL ASSOCIATES LLC			19	100%	19
SHELBY BAPTIST MEDICAL CENTER		14	5	26%	19
MIAMI BEACH MEDICAL GROUP			19	100%	19
FLORIDA HOSPITAL WINTER GARDEN		15	4	21%	19
INTEGRATED REGIONAL LABORATORIES - LARGO			19	100%	19
HELIX DIAGNOSTICS			19	100%	19
GLEN OAKS URGENT CARE		18	1	5%	19
AUBURN COMMUNITY HOSPITAL		17	2	11%	19
Floral Health and Rehabilitation, LLC		18	1	5%	19
MICHELLE S PAGE MD PA		18	1	5%	19
DSI MANAGEMENT LLC		19			19
OCEAN REEF MEDICAL CENTER, LLC			19	100%	19
GENTIVA HEALTH SERVICES		17	2	11%	19
TEXAS DEPARTMENT OF STATE HEALTH SERVICES		3	16	84%	19
BAPTIST PEDIATRICS		15	4	21%	19
49D2045214PHYSICIAN OFFICE WAIVER MED EXPRESS URGENT CARE - HARRISONBU		10	9	47%	19
GRACE WELLNESS CENTER		8	11	58%	19
BAYVIEW MEDICAL		19			19
LEE COMMUNITY HEALTHCARE INC NORTH FORT MYERS		19			19
EMERALD COAST HOSPICE - CRESTVIEW		19			19
NANO HEALTH ASSOCIATES LLC		19			19
JACKSON NORTH MEDICAL CENTER		2	17	89%	19
CAREHERE- LCS LEESBURG			19	100%	19
COMMONWEALTH OF MASSACHUSETTS			19	100%	19
LOVING CARE OF THE TREASURE COAST LLC	1	13	5	26%	19
URGENT TEAM		16	3	16%	19



# COVID-19: testing by laboratory

Data through Apr 9, 2021 verified as of Apr 10, 2021 at 09:25 AM

Data in this report are provisional and subject to change.

The numbers in the table below represent the number of Florida and non-Florida residents for whom test results were received by the Department of Health. A person can be tested by more than one laboratory and can have both positive and negative results. **Therefore, the sum of the numbers in each column will be larger than the total number of people tested.**

Reporting lab	Inconclusive	Negative	Positive	Percent positive	Total
REGENCY SQUARE MALL - SEARS		3	16	84%	19
ELTINGVILLE CIRCLE URGENT CARE		18	1	5%	19
ANYLABTESTNOW		6	13	68%	19
MINUTE CLINIC DIAGNOSTIC OF TEXAS, LLC		18	1	5%	19
HARLEM HOSPITAL CENTER		18	1	5%	19
BAPTIST MEMORIAL HEALTH CARE		17	2	11%	19
ALL PEDIATRIC CARE			19	100%	19
CLERMONT ADVENTHEALTH CENTRA CARE		1	18	95%	19
CLEVELAND CLINIC FLORIDA		1	18	95%	19
ROYAL PALM MEDICAL GROUP, INC		19			19
FLORIDA COMMUNITY HEALTH CENTER OF ST. LUCIE		1	18	95%	19
FOX FAMILY PRACTICE		19			19
THE CANOPY AT HARPER LAKE	1		17	94%	18
TPCA CLINICAL LABORATORIES		15	3	17%	18
HARTFORD HOSPITAL ANCILLARY LAB		17	1	6%	18
AURORA DIAGNOSTICS		6	12	67%	18
MINUTECLINIC DIAGNOSTIC OF MICHIGAN PC		17	1	6%	18
PPD - IXLAYER		17	1	6%	18
GRAND AVE PHARMACY		1	17	94%	18
MINUTECLINIC DIAGNOSTIC OF TN PC #566		14	4	22%	18
ADVENTIST HEALTH SYSTEM		16	2	11%	18
STAT MEDICAL CLINIC III INC		12	6	33%	18
COLLEGE POINT URGENT CARE		15	3	17%	18
Z UROLOGY		18			18
WALGREEN EASTERN CO, INC		18			18
VA MEDICAL CENTER			18	100%	18
ADVENT HEALTH - WINTER HAVEN		8	10	56%	18
BROOKDALE ST AUGUSTINE		1	17	94%	18
MEDEXPRESS URGENT CARE - TIMBERLAKE		16	2	11%	18
ST ANTHONY'S HOSP PATIENT CARE SERVICE			18	100%	18
ENCOMPASS HEALTH REHABILITATION		16	2	11%	18
PRATTVILLE BAPTIST HOSPITAL		14	4	22%	18
XPRESS WELLNESS URGENT CARE			18	100%	18
IONA COLLEGE HEALTH & WELLNESS CENTER		18			18
BAY COUNTY HEALTH DEPARTMENT		14	4	22%	18
CABOT RESERVE ON THE GREEN		18			18
VALLEY IMMEDIATE CARE		16	2	11%	18
UM MILLER SCHOOL OF MEDICINE			18	100%	18
OSCEOLA ALF OPERATOR, LLC DBA□		18			18
ST. JUDES LABORATORIES		12	6	33%	18
MINUTECLINIC #8699		14	4	22%	18
MINUTECLINIC LLC #3281		13	5	28%	18
URGENT CARE AT LONGWOOD			18	100%	18
FORT HAMILTON URGENT CARE		18			18
MADISON CORE LABORATORIES		17	1	6%	18
107TH PLACE GROUP HOME		18			18

# COVID-19: testing by laboratory

Data through Apr 9, 2021 verified as of Apr 10, 2021 at 09:25 AM

Data in this report are provisional and subject to change.

The numbers in the table below represent the number of Florida and non-Florida residents for whom test results were received by the Department of Health. A person can be tested by more than one laboratory and can have both positive and negative results. **Therefore, the sum of the numbers in each column will be larger than the total number of people tested.**

Reporting lab	Inconclusive	Negative	Positive	Percent positive	Total
PEPIN ACADEMIES-PASCO		18			18
GENERAL INTERNAL MEDICINE MEDICAL CTR CLINIC		13	5	28%	18
WESTPAC LABS INC	1	7	10	56%	18
BRONSON FIRE DEPARTMENT		18			18
ADVENTHEALTH MEDICAL GROUP PEDIATRICS AT		4	14	78%	18
MOORINGS PARK OAKSTONE AT GREY OAKS		17	1	6%	18
MINUTECLINIC DIAGNOSTIC OF RHODE ISLAND, LLC #590		17	1	6%	18
CITY OF LAKE MARY EMPLOYEE HEALTH CENTER		16	2	11%	18
ASCENSION ST VINCENT'S PRIMARY CARE		1	17	94%	18
CORNER OAK ESTATE LLC		18			18
ST CATHERINE OF SIENA HOSPITAL		16	2	11%	18
LPG PRIMARY CARE AT COLONIAL CENTER DRIVE		16	2	11%	18
TENDER CARE ALF		18			18
MAITLAND PRIMARY CARE		9	9	50%	18
AURORA UNIVERSITY WELLNESS CENTER		18			18
MAIMONIDES MEDICAL CENTER		15	3	17%	18
MARION COUNTY HEALTH DEPARTMENT		17	1	6%	18
FORT WALTON BEACH DEVELOPMENTAL CENTER		17	1	6%	18
ROBERT WOOD JOHNSON UNIVERSITY HOSP		16	2	11%	18
CVS NV321OPOCT LAS VEGAS		17	1	6%	18
CRANES VIEW LODGE			18	100%	18
MASSACHUSETTS GENERAL HOSPITAL		1	16	94%	17
LYNN KEEFE, MD PEDIATRICS		14	3	18%	17
URGENT CARE OF NEW YORK		16	1	6%	17
MEDEXPRESS URGENT CARE - SEMINOLE SQUA		15	2	12%	17
COAST MED URGENT CARE		16	1	6%	17
DOC PAM PA		16	1	6%	17
MINUTECLINIC, LLC, #4160		13	4	24%	17
HEALTHCARE NOW			17	100%	17
DIEGO FALLON MD PA		6	11	65%	17
FAST PACE MEDICAL CLINIC PLLC		15	2	12%	17
PARRISH HEALTH CENTER		14	3	18%	17
UNIVERSITY LAB			17	100%	17
MINUTE CLINIC		1	16	94%	17
LIFELINK TISSUE BANK D/B/A LIFELINK TISSUE BANK		16	1	6%	17
RESOLVE MOLECULAR DIAGNOSTICS		13	4	24%	17
ADVENTHEALTH MEDICAL GROUP		12	5	29%	17
INTEGRATED FAMILY MEDICAL CENTER			17	100%	17
INN AT LAKE SEMINOLE SQUARE, THE		17			17
ABC PEDIATRICS OF PORT ST LUCIE		15	2	12%	17
ESTATES MEDICAL CENTER INC		4	13	76%	17
MC DIAGNOSTIC OF CONNECTICUT, PC #775		16	1	6%	17
MINUTE CLINIC DIAGNOSTIC OF TN PC #64		16	1	6%	17
NAVAL MEDICAL CENTER SAN DIEGO			17	100%	17
KIDSWOOD PEDIATRICS CORP		6	11	65%	17
MEDEXPRESS URGENT CARE, MOON TOWNSHIP		16	1	6%	17

# COVID-19: testing by laboratory

Data through Apr 9, 2021 verified as of Apr 10, 2021 at 09:25 AM

Data in this report are provisional and subject to change.

The numbers in the table below represent the number of Florida and non-Florida residents for whom test results were received by the Department of Health. A person can be tested by more than one laboratory and can have both positive and negative results. **Therefore, the sum of the numbers in each column will be larger than the total number of people tested.**

Reporting lab	Inconclusive	Negative	Positive	Percent positive	Total
PIEDMONT HOSPITAL CLINICAL LABORATORY		16	1	6%	17
CARESPOT EXPRESS HEALTHCARE			17	100%	17
WELLINGTON FAMILY PRACTICE		13	4	24%	17
ST JOSEPH HOSPITAL		16	1	6%	17
MARCO DRUGS AND COMPOUNDING		13	4	24%	17
GENETIC TECHNOLOGICAL INNOVATIONS			17	100%	17
UNIVERSITY OF ALABAMA - FUNGAL REFERENCE LABORATORY		12	5	29%	17
YUSRA MEDICAL ASSOCIATES PA		14	3	18%	17
UVMMC MICROBIOLOGY		16	1	6%	17
CITY OF CLEARWATER EMPLOYEE HEALTH CENTER		7	10	59%	17
PRIMARY CARE WALK IN CLINIC PLLC			17	100%	17
BROOKDALE CROWN POINT			17	100%	17
FRUITVILLE URGENT CARE			17	100%	17
URGENT CARE WEST CLINIC		14	3	18%	17
ALBIBI		1	16	94%	17
CITY OF SANFORD EMPLOYEE HEALTH AND		16	1	6%	17
MINUTECLINIC DIAGNOSTIC OF TEXAS LLC		15	2	12%	17
MI CASA DORADA ASSISTED LIVING FACILIT		17			17
AVALON FAMILY RESORT ASSISTED LIVING LLC		17			17
FIRST CHOICE PEDIATRICS WINTER SPRINGS		12	5	29%	17
BAY BREEZE HEALTH AND REHABILITATION CENTER		9	8	47%	17
MD PLUS URGENT CARE, LLC			17	100%	17
INTERMOUNTAIN CENTRAL LAB		1	16	94%	17
CARE NOW, INC		13	4	24%	17
MINUTE-CLINIC DIAGNOSTIC OF VIRGINIA		14	3	18%	17
CVS MINUTE CLINIC DIAGNOSTIC OF TN #6044		15	2	12%	17
UC HEALTH UNIVERSITY HOSPITAL		14	3	18%	17
LAKELAND HILLS CENTER		10	7	41%	17
MEDEXPRESS URGENT CARE - ROBINSON TWP, STEUBENVILLE PIKE		14	2	13%	16
BONIFAY NURSING AND REHABILITATION CENTER			16	100%	16
XERA MED RESEARCH			16	100%	16
BLOUNT MEMORIAL HOSPITAL		14	2	13%	16
ST AUGUSTINE PLANTATION		1	15	94%	16
J AND J VISTAKON EMPLOYEE HEALTH CENTER		15	1	6%	16
MINUTE CLINIC DIAGNOSTIC OF SOUTH CAROLINA		12	4	25%	16
NORTHWEST FLORIDA SLEEP		1	15	94%	16
INTERNAL MEDICINE ASSOCIATES & SPECIALTIES INC		15	1	6%	16
EAR NOSE & THROAT ASSOCIATES OF MANATEE PA		16			16
TMH FSU RAPID LABORATORY		2	14	88%	16
CVS NC4165POCT BREVARD		10	6	38%	16
CALLAWAY CLINIC		11	5	31%	16
SRMC AVALON		9	7	44%	16
UNAVAILABLE/UNKNOWN/NO INFORMATION FOUND			16	100%	16
ASHRAF MEDICAL GROUP PLLC DBA PULSE M		15	1	6%	16
CRUCIAL CARE		10	6	38%	16
GAMMA DIAGNOSTIC LAB LLC			16	100%	16

# COVID-19: testing by laboratory

Data through Apr 9, 2021 verified as of Apr 10, 2021 at 09:25 AM

Data in this report are provisional and subject to change.

The numbers in the table below represent the number of Florida and non-Florida residents for whom test results were received by the Department of Health. A person can be tested by more than one laboratory and can have both positive and negative results. **Therefore, the sum of the numbers in each column will be larger than the total number of people tested.**

Reporting lab	Inconclusive	Negative	Positive	Percent positive	Total
STARLING AT NOCATEE			16	100%	16
JOSEPH MIGNOGNA		13	3	19%	16
NORTHWEST FLORIDA ENT, PA		5	11	69%	16
SUFFRIDGE DRIVE GROUP HOME		16			16
PROMEDICA LABORATORIES		11	5	31%	16
JS HEALTHCARE INC		16			16
FAST TRACK URGENT CARE CENTER - TYRONE			16	100%	16
SOMA MEDICAL CENTER PA			16	100%	16
GOOD SAMARITAN SOCIETY		16			16
MEDEXPRESS URGENT CARE LEWISBURG		15	1	6%	16
CLINIC OF PEDIATRICS & GI MEDICINE INC		1	15	94%	16
PRO HEALTH FAMILY PHYSICIANS, NYSTROM		16			16
WALGREENS_COCONUT CREEK		12	4	25%	16
ENCORE AT BOCA RATON, THE			16	100%	16
KETAMINE HEALTH CENTERS AT BONITA SPRINGS, LLC		16			16
HEALTH CENTRAL HOSPITAL			16	100%	16
MINNEOLA PLACE A HOMEBRIDGE COMMUNITY		16			16
Lab MSMC Hialeah			16	100%	16
RICH STREET GROUP HOME		9	7	44%	16
MINUTECLINIC, LLC #4507		14	2	13%	16
UNIVERSITY OF MIAMI MILLER SCHOOL			16	100%	16
CLEVELAND CLINIC			16	100%	16
MILLENNIUM PHYSICIAN GRP LLC NAPLES PINE RIDGE			16	100%	16
MEDICINE AT LONGWOOD		16			16
ALL FLORIDA FAMILY & SPORTS MEDICINE		15	1	6%	16
BVL PEDIATRICS		14	2	13%	16
OKEECHOBEE HEALTHCARE FACILITY			16	100%	16
MIRIMUS INC		1	15	94%	16
HUDSON VALLEY HOSPITAL CENTER LABORATORY		15	1	6%	16
NOVANT HEALTH GOHEALTH URGENT CARE-HARRISBURG		8	8	50%	16
YORKVILLE PEDIATRIC URGENT CARE		16			16
PRESBYTERIAN MEDICAL SERVICES		16			16
MORTON PLANT MEASE			16	100%	16
DR PHILLIPS MEDICAL WELLNESS CENTER		13	3	19%	16
PANAMA CITY VITAS HOSPICE		16			16
LAKEWOOD RANCH MEDICAL CENTER CLINICAL LAB			16	100%	16
URGENT CARE & FAMILY PRACTICE CENTER			16	100%	16
URGENT CARE CLINIC OF LINCOLN		14	2	13%	16
HODGES CLUSTER		2	14	88%	16
DAVITA DIALYSIS		4	12	75%	16
COMMUNITY HEALTH OF SOUTH FLORIDA INC			16	100%	16
ADVENT HEALTH - ZEPHYRHILLS			16	100%	16
EASTLAKE PEDIATRICS - TRINITY		15			15
MEDLAB ASSOCIATES LLC		15			15
DIATHERIX		13	2	13%	15
MINUTECLINIC DIAGNOSTIC OF TN PC #6415		11	4	27%	15

# COVID-19: testing by laboratory

Data through Apr 9, 2021 verified as of Apr 10, 2021 at 09:25 AM

Data in this report are provisional and subject to change.

The numbers in the table below represent the number of Florida and non-Florida residents for whom test results were received by the Department of Health. A person can be tested by more than one laboratory and can have both positive and negative results. **Therefore, the sum of the numbers in each column will be larger than the total number of people tested.**

Reporting lab	Inconclusive	Negative	Positive	Percent positive	Total
MC DIAGNOSTIC OF CONNECTICUT, PC #1960		15			15
BRYAN WHITFIELD MEMORIAL HOSPITAL		10	5	33%	15
GNT ASSOCIATES		14	1	7%	15
CVS TX8321POCT MCKINNEY		15			15
INDIANA STATE DEPARTMENT OF HEALTH		1	14	93%	15
FAMILY CARE CENTER OF ARLINGTON		10	5	33%	15
OAKMONTE VILLAGE OF DAVIE			15	100%	15
MINUTE CLINIC LLC #5733		15			15
BESSENT ROAD GROUP HOME		15			15
MINUTECLINIC, LLC #1586		12	3	20%	15
JOHNS HOPKINS MEDICAL LABORATORIES		1	14	93%	15
BAPTIST MEDICAL CENTER EAST		11	4	27%	15
MINUTECLINIC, LLC, DBA MINUTECLINIC #6		14	1	7%	15
SEBRING PEDIATRICS LLC			15	100%	15
VENICE URGENT CARE - GULF COAST			15	100%	15
HOLLEY-NAVARRE MEDICAL CLINIC		5	10	67%	15
CVS MINUTE CLINIC DIAGNOSTIC OF WISCONSIN		15			15
HAVEN HOSPICE IN CHIEFLAND		9	6	40%	15
HAWTHORNE INN OF LAKE LAND		15			15
MEDEXPRESS URGENT CARE- MARYLAND		14	1	7%	15
TREEHOUSE PEDIATRICS		14	1	7%	15
SELECT PHYSICIANS ALLIANCE PL		15			15
BAYA URGENT CARE LLC		1	14	93%	15
OPTIONS FOR SENIORS INC DBA PALM KREST MANOR		12	3	20%	15
GRADY HEALTH SYSTEM		15			15
ORLANDO HEALTH		2	13	87%	15
HEALTH MED HOME CARE, LLC		15			15
MONTEFIORE ST LUKE'S CORNWALL HOSPITAL		11	4	27%	15
FAMILY CARE			15	100%	15
CVS NY491POCT JACKSON HEIGHTS		15			15
MINUTECLINIC INCORPORATE, LLC		12	3	20%	15
MIAMI BEACH MEDICAL GROUP LLC			15	100%	15
TELEVISIT MALABAR PEDIATRICS		5	10	67%	15
PREMIER LABORATORY SERVICES, LLC		5	10	67%	15
MILTON 4707		15			15
AJU GEORGE MD PA			15	100%	15
GRAND VILLA OF SARASOTA		14	1	7%	15
MEADOWCREST MOLECULAR DIAGNOSTICS, LLC			15	100%	15
PATHLINE			15	100%	15
KIMBERLY J HENDERSON MD PC		14	1	7%	15
Astoria Health and Rehab		15			15
UNIVERSITY HOSPITAL UC HEALTH		11	4	27%	15
LILY'S PROMISE AL#12775		15			15
GUIDEWELL EMERGENCY MEDICINE DOCTORS LLC #33		8	7	47%	15
RIVERSIDE MEDICAL GROUP		14	1	7%	15
NOVALIFE MEDSPA			15	100%	15

# COVID-19: testing by laboratory

Data through Apr 9, 2021 verified as of Apr 10, 2021 at 09:25 AM

Data in this report are provisional and subject to change.

The numbers in the table below represent the number of Florida and non-Florida residents for whom test results were received by the Department of Health. A person can be tested by more than one laboratory and can have both positive and negative results. **Therefore, the sum of the numbers in each column will be larger than the total number of people tested.**

Reporting lab	Inconclusive	Negative	Positive	Percent positive	Total
MINUTECLINIC DIAGNOSTIC OF VIRGINIA, LLC #1416		14	1	7%	15
COMPREHENSIVE CHILDCARE ASSOCIATES		8	7	47%	15
WALK IN URGENT CARE			15	100%	15
FLORIDA DEPARTMENT OF HEALTH IN HILLSBOROUGH COUNTY		1	14	93%	15
BERGEN NEW BRIDGE M		14	1	7%	15
CUSTEAD CARE CENTER HAVEN HOSPICE		12	3	20%	15
HUNTINGTON URGENT CARE		14	1	7%	15
LONG ISLAND JEWISH VALLEY STREAM		14	1	7%	15
CARDIOTHORACIC SURGERY OF HYDE PARK			15	100%	15
MEDEXPRESS URGENT CARE - LAFAYETTE		14	1	7%	15
OPIS ISLAND LAKE CENTER		13	2	13%	15
SINAI HOSPITAL OF BALTIMORE		15			15
Terrace of Jacksonville			14	100%	14
NORTHWESTERN MEMORIAL HOSPITAL			14	100%	14
LEHIGH VALLEY HOSPITAL		3	11	79%	14
SOUTHEASTERN UNIVERSITY INC		14			14
LPG PRIMARY CARE AT MATTHEW DRIVE		14			14
MELBOURNE FAMILY PRACTICE		12	2	14%	14
MINUTECLINIC DIAGNOSTIC OF TN, PC 4992		14			14
ALAN L MELOTEK MD		14			14
CARENOW URGENT CARE-WEST END		9	5	36%	14
INHEALTH LIFE SCIENCES		6	8	57%	14
ACCESS HOME HEALTH OF FLORIDA LLC		14			14
CVS TN5639POCT FARRAGUT		11	3	21%	14
SIGMUND LABS LLC		14			14
BROOKLYN HOSPITAL CENTER DOWNTOWN CAMPUS		14			14
TREASURE COAST URGENT & FAMILY CARE			14	100%	14
ALASKA PUBLIC HEALTH LAB		1	13	93%	14
MEDLAB INC		14			14
TALLAHASSEE PRIMARY CARE ASSOCIATES PA		12	2	14%	14
BAPTIST PRIMARY CARE PONTE VEDRA		8	6	43%	14
SOUTHEASTERN LABORATORY			14	100%	14
MINUTECLINIC DIAGNOSTIC OF TN, PC 6438		12	2	14%	14
POLK CHD BARTOW		13	1	7%	14
GRACE COMMUNITY PHARMACY		1	13	93%	14
MADISON COUNTY HEALTH DEPARTMENT		7	7	50%	14
FG RAPID RESULTS LLC		8	6	43%	14
TGH URGENT CARE - WESLEY CHAPEL			14	100%	14
MEDI-DRUG INC		12	2	14%	14
SURGERY CENTER OF CORAL GABLES LLC,THE		11	3	21%	14
ORLANDO FAMILY PHYSICIANS INC		10	4	29%	14
SOMA MEDICAL CENTER, PA #4 FLORIDA MANGO			14	100%	14
MONTEFIORE MEDICAL CENTER LABORATORIES - WEILER		10	4	29%	14
BELLEVUE HOSPITAL CENTER DEPARTMENT		14			14
The Evangelical Lutheran Good Samaritan Society		14			14
SARASOTA - ROBERT L TAYLOR COMMUNITY CENTER		1	13	93%	14

# COVID-19: testing by laboratory

Data through Apr 9, 2021 verified as of Apr 10, 2021 at 09:25 AM

Data in this report are provisional and subject to change.

The numbers in the table below represent the number of Florida and non-Florida residents for whom test results were received by the Department of Health. A person can be tested by more than one laboratory and can have both positive and negative results. **Therefore, the sum of the numbers in each column will be larger than the total number of people tested.**

Reporting lab	Inconclusive	Negative	Positive	Percent positive	Total
SOMA MEDICAL CENTER, P.A.			14	100%	14
EMORY CRAWFORD LONG HOSPITAL LABORATOR		13	1	7%	14
NORTHERN WESTCHESTER HOSPITAL LABORATORY		12	2	14%	14
SARNO FAMILY PRACTICE		1	13	93%	14
STEWARD MELBOURNE HOSPITAL, INC	1		13	93%	14
ARNOT OGDEN MEDICAL CENTER LABORATORY		14			14
DESOTO HEALTH AND REHAB LLC		9	5	36%	14
CVS NC187POCT CHARLOTTE		13	1	7%	14
ST CLOUD MEDICAL GROUP		12	2	14%	14
PT&J REHAB - VILLAGE OF ROYAL PALM BEACH		12	2	14%	14
PREMIUM HEALTH CARE			14	100%	14
PROHEALTH CARE ASSOCIATES MOBILE		11	3	21%	14
FAMILY PRACTICE ON THE GO		6	8	57%	14
RIVERSIDE COTTAGES AT THE SHORES, LLC			14	100%	14
HEALTHFIRST ADVENT HEALTH CENTRA CARE COCOA BEACH			14	100%	14
FAMILY MEDICINE OF WESTON LLC		6	8	57%	14
LIFE'S SPECIAL MOMENTS INC		14			14
CVS MINUTE CLINIC DIAGNOSTIC PA		10	4	29%	14
Hackensack Umc Mountainside		13	1	7%	14
BOCA SIMON		2	12	86%	14
NIGHT OWL PEDIATRICS URGENT CARE			14	100%	14
WALGREENS #07936		13	1	7%	14
LUCID DIAGNOSTICS LABS			14	100%	14
PARROTT MEDICAL CLINIC			14	100%	14
EPIPHANY HEALTH		8	6	43%	14
ST JOSEPH WOMENS HOSPITAL			14	100%	14
FLORIDA MEDICAL ASSOCIATES LLC		9	5	36%	14
TLC FAMILY CARE HOME INC		14			14
GADSDEN REGIONAL MEDICAL CENTER		14			14
CVS MINUTE CLINIC, LLC		12	2	14%	14
IN-OFFICE LAB		12	1	8%	13
CARENOW URGENT CARE-DONELSON		10	3	23%	13
ST MARYS MEDICAL CENTER			13	100%	13
METHODIST MEDICAL CENTER		10	3	23%	13
COVANCE CENTRAL LABORATORY			13	100%	13
VILLA OF KINGS AND QUEENS OF DELRAY		13			13
RED MOUNTAIN DIAGNOSTICS		13			13
VRL EUROFINS - HAWAII		13			13
CLINICAL LABORATORY SERVICES			13	100%	13
GULF COAST MEDICAL GROUP		5	8	62%	13
MAINSTREET FAMILY SELECT		1	12	92%	13
DEVEREUX FLORIDA CHILDRENS CENTER			13	100%	13
SOUTHEAST FAMILY HEALTHCARE CENTER			13	100%	13
MONTEFIORE NYACK HOSPITAL AFFILIATED LABORATORY		12	1	8%	13
URGENT MEDICAL CENTER INC		5	8	62%	13
QUEENS UNIVERSITY OF CHARLOTTE		13			13

# COVID-19: testing by laboratory

Data through Apr 9, 2021 verified as of Apr 10, 2021 at 09:25 AM

Data in this report are provisional and subject to change.

The numbers in the table below represent the number of Florida and non-Florida residents for whom test results were received by the Department of Health. A person can be tested by more than one laboratory and can have both positive and negative results. **Therefore, the sum of the numbers in each column will be larger than the total number of people tested.**

Reporting lab	Inconclusive	Negative	Positive	Percent positive	Total
CVS MINUTE CLINIC DIAGNOSTIC MED GRP OF CA		13			13
LAKE CO SCHOOLS EMPLOYEE HEALTH & WELLNESS CENTER	1	9	3	23%	13
LAKELAND REGIONAL HEALTH GRASSLANDS		12	1	8%	13
WORLD WRESTLING ENTERTAINMENT			13	100%	13
ESCAMBIA COMMUNITY CLINIC		2	11	85%	13
BARRANCO CLINIC,THE	3	9	1	8%	13
AEGIS MEDICAL GROUP, LLC		13			13
THE PLAZA AT PARKSQUARE		13			13
CVS PHARMACY			13	100%	13
VIGILANT HEALTHCARE		11	2	15%	13
CVS NC2357POCT HUNTERSVILLE		11	2	15%	13
WELLMED AT PORT ST LUCIE WEST		9	4	31%	13
EAR NOSE AND THROAT ASSOCIATES OF MANATEE, P.A.		10	3	23%	13
ROCKLEDGE		3	10	77%	13
DYNAMIC DNA LAB		1	12	92%	13
DELIVER MY MEDS CORP		13			13
FLORIDA STATE HOSPITAL			13	100%	13
BENNETT PEDIATRICS		13			13
MINUTE CLINIC LLC #2775		12	1	8%	13
BROOKDALE DELAND			13	100%	13
CVS MINUTE CLINIC DIAGNOSTIC OF TEXAS, LLC		10	3	23%	13
MINUTECLINIC DIAGNOSTIC OF RHODE ISLAND		10	3	23%	13
MED TECH SERVICES OF PALM BEACH INC		13			13
NTD EUROFINIS ATLANTA		13			13
MINUTECLINIC DIAGNOSTIC OF SC, LLC #2		12	1	8%	13
PHELPS HOSPITAL LABORATORY		11	2	15%	13
NEW YORK PRESBYTERIAN - LOWER MANHATTAN		13			13
ORMOND MEDICAL ARTS		3	10	77%	13
CROSS CARE CENTER			13	100%	13
HORIZON MEDICAL GROUP		11	2	15%	13
NATIONAL GENETICS INST LABCORP		4	9	69%	13
CORAL LANDING ASSISTED LIVING		11	2	15%	13
AVALON MEDICAL WALK IN CLINIC			13	100%	13
Sunnyside Care Center		13			13
CULINARY INSTITUTE OF AMERICA STUDENT	3	10			13
HARBOR CHASE OF JACKSONVILLE			13	100%	13
STATEN ISLAND UNIVERSITY HOSPITAL SEGUINE AVE		12	1	8%	13
MHHS All Lab Subsection		13			13
INFEXIONSHIELD INC.		13			13
PARKWEST MEDICAL CENTER		11	2	15%	13
GLENBROOKE AT PALM BAY			13	100%	13
AVENTURA HOSPITAL AND MEDICAL CENTER			13	100%	13
MEDLABS DIAGNOSTICS		11	2	15%	13
ORCHID COVE		3	10	77%	13
AFC URGENT CARE - CEDAR GROVE		11	2	15%	13
PROMUS DIAGNOSTICS, LLC			13	100%	13



# COVID-19: testing by laboratory

Data through Apr 9, 2021 verified as of Apr 10, 2021 at 09:25 AM

Data in this report are provisional and subject to change.

The numbers in the table below represent the number of Florida and non-Florida residents for whom test results were received by the Department of Health. A person can be tested by more than one laboratory and can have both positive and negative results. **Therefore, the sum of the numbers in each column will be larger than the total number of people tested.**

Reporting lab	Inconclusive	Negative	Positive	Percent positive	Total
SHELBY COUNTY HEALTH CARE CORPORATION		10	3	23%	13
ST CLOUD COMPOUNDING PHARMACY & WELLNESS CENTER		12	1	8%	13
EFFINGER HEALTH, PA		13			13
VALDOSTA FAMILY MEDICINE		1	12	92%	13
CVS MINUTE CLINIC DIAGNOSTIC OF VIRGINIA		13			13
IREPERTOIRE_MOL_LAB		12			12
MERIDIAN AT WATERWAYS, THE		10	2	17%	12
WALGREENS CO		11	1	8%	12
CARE FAST MURABELLA		7	5	42%	12
SONORA QUEST LABORATORIES			12	100%	12
NEMOURS CHILDREN'S URGENT			12	100%	12
PANCARE HEALTH - WEWA ELEMENTARY			12	100%	12
MERCY MEDICAL CENTER		5	7	58%	12
MEYER PEDIATRICS CHTD		11	1	8%	12
FAMILY MEDICINE AT LONGWOOD			12	100%	12
BROOKDALE CITRUS			12	100%	12
THE POTTER'S HOUSE AT CANNON POINT		12			12
ADVENTHEALTH MEDICAL GROUP CARE CLINIC AT		8	4	33%	12
FAMILY MEDICINE AT HUNTERS CREEK		12			12
ADVENTIST HEALTH SYSTEM FLORIDA DEPT OF HEALTH		7	5	42%	12
MINUTECLINIC, LLC #1492		12			12
MINUTECLINIC, LLC, DBA MINUTECLINIC #6106		10	2	17%	12
FLORIDA DEPT OF HEALTH		4	8	67%	12
VERITAS RESEARCH CORP			12	100%	12
MEDEXPRESS URGENT CARE CHARLESTON		8	4	33%	12
RUSSELL MEDICAL CENTER		11	1	8%	12
HAVEN HOSPICE			12	100%	12
GENOTOX LABORATORIES		10	2	17%	12
DAVID LAWRENCE CENTER INC		10	2	17%	12
MC DIAGNOSTIC OF CONNECTICUT PC #459		12			12
M12297090CV HOLLAND-23D2189684		12			12
NAPLES GREEN VILLAGE		12			12
WESTERN NEW YORK IMMEDIATE MEDICAL CAR		12			12
LIFE CARE OF PORT SAINT LUCIE		3	9	75%	12
GLEN OAKS HEALTH AND REHABILITATION CENTER			12	100%	12
BRITO MEDICAL CENTER		10	2	17%	12
MINUTECLINIC DIAG OF IND, LLC #6697		12			12
ACADIAN DIAGNOSTIC LABORATORIES		8	4	33%	12
CONSULATE HEALTH CARE OF PENSACOLA			12	100%	12
CVS MINUTE CLINIC DIAGNOSTIC OF TN #3293		11	1	8%	12
MINUTE CLINIC DIAGNOSTIC OF SC, LLC #42		11	1	8%	12
MEDEXPRESS URGENT CARE - CHRISTIANBURG		8	4	33%	12
SENIOR HOME CARE INC		12			12
SUMMIT ATLANTIC SURGERY CENTER		12			12
WOODLAND TOWERS		6	6	50%	12
CVS TN5601POCT LENOIR CITY		10	2	17%	12

# COVID-19: testing by laboratory

Data through Apr 9, 2021 verified as of Apr 10, 2021 at 09:25 AM

Data in this report are provisional and subject to change.

The numbers in the table below represent the number of Florida and non-Florida residents for whom test results were received by the Department of Health. A person can be tested by more than one laboratory and can have both positive and negative results. **Therefore, the sum of the numbers in each column will be larger than the total number of people tested.**

Reporting lab	Inconclusive	Negative	Positive	Percent positive	Total
ST PETER'S UNIVERSITY HOSPITAL		9	3	25%	12
GRAND VILLA OF PALM COAST		12			12
URGENT TEAM MANAGEMENT OF TENNESSEE		10	2	17%	12
SAMARITAN MEDICAL CENTER		12			12
SAMARITAN HOSPITAL LABORATORY		11	1	8%	12
GENESIS		8	4	33%	12
LEON CHD		12			12
MIRACLE ALF INC		12			12
BAYONET POINT HOSPITAL			12	100%	12
THRIFT DRUGS INC		10	2	17%	12
VIBRANT AMERICA		10	2	17%	12
CVS MINUTE CLINIC DIAGNOSTIC PA #3060		10	2	17%	12
LAB UNKNOWN		1	11	92%	12
RICHMOND UNIVERSITY MEDICAL CENTER		10	2	17%	12
GEORGE W FERGUSON MD-CONCIERGE MEDICAL SERVICES PL		11	1	8%	12
Lady Lake Specialty Care			12	100%	12
FHCP-PORT ORANGE		3	9	75%	12
IGENEX INC		12			12
ORLANDO FAMILY MEDICAL INC		12			12
DEPARTMENT OF PUBLIC HEALTH		12			12
MEDEXPRESS URGENT CARE-ALTOONA		10	2	17%	12
BAPTIST HEALTH			12	100%	12
CARROLL GARDENS URGENT CARE		12			12
SUWANNEE COUNTY JAIL		11	1	8%	12
BIOREFERENCE LABORATORIES		2	10	83%	12
VILLA HEALTH NH LLC		10	2	17%	12
MC DIAGNOSTIC OF CONNECTICUT, PC # 257		11	1	8%	12
CITY OF WEST PALM BEACH EMPLOYEE & FAMILY HEALTH		12			12
CARLOS PORTU MD, PLLC			12	100%	12
WANTAGH URGENT CARE		9	3	25%	12
MINUTECLINIC DIAGNOSTIC OF ILLINOIS LL		10	2	17%	12
COLLIER COUNTY HEALTH DEPT.		7	5	42%	12
MINUTECLINIC DIAGNOSTIC OF NORTH CAROLINA, PC		11	1	8%	12
VISTACARE PHARMACY I		10	2	17%	12
MINUTE-CLINIC DIAGNOSTIC OF VIRGINIA, LLC		12			12
FLORIDA DEPARTMENT OF HEALTH WASHINGTON COUNTY		7	5	42%	12
Maury Regional Hospital		6	6	50%	12
BROWARD DIALYSIS			12	100%	12
MEDEXPRESS URGENT CARE - MONROE		12			12
MINUTE CLINIC OF KANSAS PA		7	5	42%	12
OHIO STATE UNIVERSITY MEDICAL CENTER			12	100%	12
TMH PHYSICIAN PARTNERS - MONTICELLO		10	2	17%	12
APPLE DIAGNOSTICS LAB		5	7	58%	12
MINUTECLINIC DIAGNOSTIC OF TN PC #643		9	3	25%	12
UMHC/SYLVESTER AT KENDALL		1	10	91%	11
CAN COMMUNITY HEALTH, INC		10	1	9%	11

# COVID-19: testing by laboratory

Data through Apr 9, 2021 verified as of Apr 10, 2021 at 09:25 AM

Data in this report are provisional and subject to change.

The numbers in the table below represent the number of Florida and non-Florida residents for whom test results were received by the Department of Health. A person can be tested by more than one laboratory and can have both positive and negative results. **Therefore, the sum of the numbers in each column will be larger than the total number of people tested.**

Reporting lab	Inconclusive	Negative	Positive	Percent positive	Total
NIGHT LITE PEDIATRICS CENTER, LLC		1	10	91%	11
CREATIVE TESTING SOLUTIONS		4	7	64%	11
MINUTECLINIC DIAGNOSTIC OF PA, LLC (1036)		9	2	18%	11
WALGREEN #6538		11			11
MINUTECLINIC LLC (1435)		10	1	9%	11
PHYSICIANS REGIONAL MEDICAL CTR - COLLIER BLVD			11	100%	11
CVS MINUTE CLINIC DIAGNOSTIC		10	1	9%	11
MINUTECLINIC, LLC #244		10	1	9%	11
AIM LABORATORIES			11	100%	11
BRIDGE DIAGNOSTICS			11	100%	11
PRIMECARE ACQUISITION FAMILY PRACTICE INC		11			11
MINUTECLINIC, LLC, DBA MINUTECLINIC #2		9	2	18%	11
MOUNT DORA PEDIATRICS		9	2	18%	11
WELLMED AT BRANDON REGIONAL		7	4	36%	11
Signature Healthcare of Savannah		11			11
ACCENTCARE		11			11
CVS HEALTH MINUTE CLINIC		1	10	91%	11
CURATIVE		1	10	91%	11
LONGWOOD PEDIATRICS LLC			11	100%	11
CROSSROADS URGENT CARE, PLLC		11			11
Solaris Healthcare Pensacola			11	100%	11
ALCOVE ASSISTED LIVING FACILITY		11			11
CENTRAL JERSEY URGENT CARE OF EATONTOW		10	1	9%	11
MINUTECLINIC, LLC #1470		10	1	9%	11
MINUTE CLINIC LLC #5706		10	1	9%	11
MINUTECLINIC, LLC, MINUTECLINIC #7637		9	2	18%	11
ELITE HOME HEALTH SERVICES		11			11
TELEVISIT PALM BAY FAMILY PRACTICE		9	2	18%	11
45TH 1		11			11
St. Annes Nursing Center, St. Annes Residence, Inc.		11			11
MONROE COUNTY HOSPITAL		8	3	27%	11
ST. PETERSBURG PEDIATRICS			11	100%	11
FG RAPID		9	2	18%	11
ASSOCIATES MD CYPRESS CREEK			11	100%	11
APPALACHIAN REGIONAL HEALTHCARE SYSTEM		10	1	9%	11
SUNCOAST COMMUNITY HEALTH CENTERS INC		2	9	82%	11
TROPICANA		5	6	55%	11
HEALTH NETWORK LABORATORIES		7	4	36%	11
GENOPTIX MEDICAL LABORATORY		10	1	9%	11
UNIVERSITY HOSPITALS OF CLEVELAND		6	5	45%	11
MINUTECLINIC DIAGNOSTIC OF OKLAHOMA		9	2	18%	11
SEMORAN FAMILY HEALTH LLC		10	1	9%	11
VITAS HEALTH INC		5	6	55%	11
JOHN W NORRIS III MD PA	1		10	91%	11
PALM BEACH PATHOLOGY		9	2	18%	11
VIRTUA WEST JERSEY HOSPITAL VORHEES		9	2	18%	11

# COVID-19: testing by laboratory

Data through Apr 9, 2021 verified as of Apr 10, 2021 at 09:25 AM

Data in this report are provisional and subject to change.

The numbers in the table below represent the number of Florida and non-Florida residents for whom test results were received by the Department of Health. A person can be tested by more than one laboratory and can have both positive and negative results. **Therefore, the sum of the numbers in each column will be larger than the total number of people tested.**

Reporting lab	Inconclusive	Negative	Positive	Percent positive	Total
MEDEXPRESS URGENT CARE MONACA		11			11
COLLIER HMA PHYSICIAN MANAGEMENT, LLC		2	9	82%	11
MINUTECLINIC DIAGNOSTICS OF IND, LLC		11			11
WATSON HEALTHCARE		8	3	27%	11
CVS GA2108POCT NORCROSS		8	3	27%	11
CLAYMED OF NORTH FLORIDA			11	100%	11
MINUTECLINIC DIAGNOSTIC OF GEORGIA, LL		9	2	18%	11
DYNAMIC HEALTH CENTERS INC		7	4	36%	11
MEDEXPRESS URGENT CARE - PANTOPS		10	1	9%	11
REDMED CLINIC OF ARLINGTON		10	1	9%	11
DMH STEINHATCHEE FAMILY MEDICINE		8	3	27%	11
CLEVELAND TENNESSEE HOSPITAL COMPANY		10	1	9%	11
TINA'S ASSISTED LIVING FACILITY CORP		11			11
St Joseph's Hospital & Medical Center		10	1	9%	11
THE TERRACE OF SAINT CLOUD		9	2	18%	11
CVS MINUTE CLINIC DIAGNOSTIC OF TEXAS,LLC		9	2	18%	11
ASSOCIATES IN MEDICINE		7	4	36%	11
KIDSVILLE PEDIATRICS			11	100%	11
PINELLAS COUNTY HEALTH DEPARTMENT		2	9	82%	11
MEDICAL CENTER AFFILIATES WEST PALM			11	100%	11
MISSOURI DEPARTMENT OF HEALTH AND SENIOR SERVICES			11	100%	11
METHODIST HOSPITAL			11	100%	11
Rosewood Healthcare and Rehabilitation Center		5	6	55%	11
CARENOW URGENT CARE-HERMITAGE		7	4	36%	11
MEDEXPRESS URGENT CARE - BENTON HARBOR		11			11
MC DIAGNOSTIC OF CONNECTICUT , PC # 3		9	2	18%	11
ILLINOIS DEPT OF PUBLIC HEALTH LAB - SPRINGFIELD			11	100%	11
MEDEXPRESS URGENT CARE - MAPLE DRIVE		10	1	9%	11
BIOTECH CLINICAL LABORATORIES, INC.		1	10	91%	11
MINUTECLINIC DIAGNOSTIC OF MAINE, LLC		9	2	18%	11
CVS CA9165POCT SAN DIEGO		11			11
ALACHUA			11	100%	11
PRIME MEDICAL CARE, LLC		11			11
UNIVERSITY CENTRA CARE		10	1	9%	11
MEDEXPRESS URGENT CARE - WINCHESTER GATEWAY		9	2	18%	11
NORTH OKALOOSA PHYSICIAN GROUP		10	1	9%	11
JBSA-SAM HOUSTON			11	100%	11
CARINGTON MANOR		11			11
ORANGE PARK PEDIATRIC ASSOCIATES		1	10	91%	11
BOCA RATON REGIONAL HOSPITAL LAB			11	100%	11
WINTER PARK CARE AND REHABILITATION			11	100%	11
LANE PEDIATRICS PA		1	10	91%	11
ATMORE NURSING CENTER		10	1	9%	11
KIDS CARE PEDIATRICS PA			11	100%	11
HIRAM COLLEGE HEALTH CENTER (ABBOTT)		11			11
WELLMED AT SOUTH PARSONS		9	2	18%	11

# COVID-19: testing by laboratory

Data through Apr 9, 2021 verified as of Apr 10, 2021 at 09:25 AM

Data in this report are provisional and subject to change.

The numbers in the table below represent the number of Florida and non-Florida residents for whom test results were received by the Department of Health. A person can be tested by more than one laboratory and can have both positive and negative results. **Therefore, the sum of the numbers in each column will be larger than the total number of people tested.**

Reporting lab	Inconclusive	Negative	Positive	Percent positive	Total
NORTHSIDE HOSPITAL FORSYTH		9	2	18%	11
MINUTECLINIC DIAGNOSTIC OF NEW MEXICO		11			11
MEDEXPRESS URGENT CARE-LATROBE		10	1	9%	11
MINUTE CLINIC LLC #6765		11			11
ST LUKES ROOSEVELT LABORATORY		9	2	18%	11
AZALEA HEALTH		2	9	82%	11
HNL LAB MEDICINE		8	3	27%	11
KEY WEST URGENT CARE, INC		3	7	70%	10
MC DIAGNOSTIC OF CONNECTICUT, PC #1043		10			10
Avalon Healthcare and Rehabilitation Center			10	100%	10
MARQUESA MEDICAL		8	2	20%	10
CHILDREN'S HEALTHCARE OF ATLANTA/EGLESTON		10			10
ST VINCENT'S ST CLAIR		7	3	30%	10
BLOOMIN BRANDS WELLNESS CENTER		9	1	10%	10
WELLSTAR NORTH FULTON HOSPITAL LABORAT		10			10
RPC@HODGES		2	8	80%	10
SUPERIOR RESIDENCES OF CLERMONT		2	8	80%	10
BETH ISRAEL MEDICAL CENTER LABS		9	1	10%	10
CVS PA1671POCT LANCASTER		10			10
TIFT REGIONAL HEALTH SYSTEM, INC		10			10
MEDEXPRESS URGENT CARE - SALEM		6	4	40%	10
ONEIDA HEALTHCARE CENTER		8	2	20%	10
CVS PA6902POCT BRYN MAWR		8	2	20%	10
MINUTECLINIC DIAGNOSTIC OF TN PC #240		8	2	20%	10
UF HEALTH		1	9	90%	10
CVS NC7051POCT WAKE FOREST		10			10
CBC LAB		3	7	70%	10
CITY OF TALLAHASSEE		10			10
VENICE GREEN VILLAGE		3	7	70%	10
CVS TX8351POCT BEAUMONT		9	1	10%	10
PRORENATA LABS		2	8	80%	10
LUXOR SCIENTIFIC LLC		1	9	90%	10
NEW JERSEY DEPARTMENT OF HEALTH COMMUNICABLE DISEASE SERVICE		3	7	70%	10
MINUTECLINIC DIAGNOSTIC OF MINNESOTA		10			10
PBC PREMIER FAMILY HEALTH			10	100%	10
NEW HAMPSHIRE DEPARTMENT OF HEALTH AND HUMAN SERVICES		3	7	70%	10
MINUTECLINIC DIAGNOSTIC OF NORTH CAROLINA PC #5341		7	3	30%	10
ORLANDO HEALTH PHYSICIAN ASSOCIATES		4	6	60%	10
ISLAND COAST PEDIATRICS IN-HOUSE LAB		10			10
MINUTECLINIC DIAGNOSTIC OF TN, PC 6304		8	2	20%	10
ALABAMA DEPARTMENT OF PUBLIC HEALTH		1	9	90%	10
GOOD SAMARITAN MEDICAL CENTER			10	100%	10
Manor Care of Dunedin		7	3	30%	10
ADVENTHEALTH MEDICAL GROUP PEDIATRIC & ADOLESCENT		9	1	10%	10
CVS SC4286POCT EASLEY		4	6	60%	10
MINUTE CLINIC LLC # 2033		9	1	10%	10

# COVID-19: testing by laboratory

Data through Apr 9, 2021 verified as of Apr 10, 2021 at 09:25 AM

Data in this report are provisional and subject to change.

The numbers in the table below represent the number of Florida and non-Florida residents for whom test results were received by the Department of Health. A person can be tested by more than one laboratory and can have both positive and negative results. **Therefore, the sum of the numbers in each column will be larger than the total number of people tested.**

Reporting lab	Inconclusive	Negative	Positive	Percent positive	Total
PALM BEACH CDH - DELRAY BEACH			10	100%	10
ARBORS OF GULF BREEZE, THE		8	2	20%	10
FLEMING ISLAND CENTER FOR CLINICAL RESEARCH		10			10
DOCTORS EXPRESS OF ST PETERSBURG		1	9	90%	10
PASSPORT HEALTH			10	100%	10
FLORIDA CLINICAL LAB		1	9	90%	10
NORTON HEALTHCARE			10	100%	10
WINKLER COURT □		9	1	10%	10
ORLANDO MEDICAL CENTER PL		1	9	90%	10
CVS MINUTE CLINIC, LLC #22		9	1	10%	10
VETERNANS ADMINISTRATION			10	100%	10
MEDEXPRESS URGENT CARE PARKERSBURG		8	2	20%	10
SOMA MEDICAL CENTER PA #4			10	100%	10
ACCESS PHARMACY		10			10
Westchester General Hospital			10	100%	10
MOSOLF PEDIATRICS			10	100%	10
COMMUNITY HEALTH CENTER		2	8	80%	10
BROWARD HEALTH CARE			10	100%	10
CHRISTUS ST VINCENT LABORATORY - ZIA		10			10
CVS SC7334POCT LEXINGTON		9	1	10%	10
OKLAHOMA STATE DEPARTMENT OF HEALTH-PUBLIC HEALTH LABORATORY			10	100%	10
SAVANNAH MANOR ASSISTED LIVING COMMUNITY			10	100%	10
MEDICAL LABORATORY DIAGNOSTICS			10	100%	10
FAMILY HEALTH CENTER AT PORT ST JOHN		4	6	60%	10
LAKE NONA MEDICAL SERVICES		3	7	70%	10
BELLE GLADES HEALTH CLINIC			10	100%	10
CVS TN2179POCT MURFREESBORO		9	1	10%	10
URGENT CARE CENTER AT PINNACLE		4	6	60%	10
PLYMOUTH HARBOR INCORPORATED		9	1	10%	10
HIGH TOWER ALF LLC		9	1	10%	10
CVS HEALTH, #2043		10			10
GLADES COUNTY DETENTION CENTER		1	9	90%	10
THE MARY IMOGENE BASSETT HOSPITAL		10			10
UNIVERSITY OF MIAMI MILLER SCHOOL OF MEDICINE			10	100%	10
MOLECULAR PATHOLOGY LABORATORY			10	100%	10
ANY LAB TEST NOW INC			10	100%	10
PALATKA VA CBOC		9	1	10%	10
PANCARE HEALTH - VERNON ELEMENTARY			10	100%	10
DES PLAINES CLINICAL LAB		3	7	70%	10
VERO DIAGNOSTICS		10			10
BEAUMONT LABORATORY			10	100%	10
CVS SC7556POCT WEST COLUMBIA		9	1	10%	10
MAINSTREET FAMILY CARE			10	100%	10
BERRYHILL MANOR		10			10
MC DIAGNOSTIC OF CONNECTICUT, PC #1966		10			10
MEDEX REGIONAL LABORATORIES LLC		1	9	90%	10

# COVID-19: testing by laboratory

Data through Apr 9, 2021 verified as of Apr 10, 2021 at 09:25 AM

Data in this report are provisional and subject to change.

The numbers in the table below represent the number of Florida and non-Florida residents for whom test results were received by the Department of Health. A person can be tested by more than one laboratory and can have both positive and negative results. **Therefore, the sum of the numbers in each column will be larger than the total number of people tested.**

Reporting lab	Inconclusive	Negative	Positive	Percent positive	Total
TENNESSEE DEPARTMENT OF HEALTH (TDH) - CENTRAL LABORATORY		2	8	80%	10
Crestwood Nursing Center		7	3	30%	10
MEDEXPRESS URGENT CARE-KATY		7	3	30%	10
CARENOW URGENT CARE - EAST NASHVILLE		8	2	20%	10
VA Primary Care Clinic at Meharry		9	1	10%	10
ALBION COLLEGE (ABBOTT)		10			10
MINUTECLINIC, LLC #4682		5	5	50%	10
MINUTECLINIC DIAGNOSTIC OF NEW JERSEY,		9	1	10%	10
LAKE BALDWIN CBOC		9	1	10%	10
KEY TRAINING CENTER			10	100%	10
NATURE COAST REGIONAL MEDICAL CENTER		1	9	90%	10
VITALANT		1	9	90%	10
MANATEE COUNTY JAIL		9	1	10%	10
SANDGATE GARDENS REHAB & NURSING CENTER		3	7	70%	10
VASCONCELLO COHEN MD PA		9	1	10%	10
CORONA PATHOLOGY		10			10
KR AT COLLEGE HARBOR		10			10
JOHNS HOPKINS ALL CHILDRENS			10	100%	10
MINUTE-CLINIC DIAGNOSTIC OF VIRGINIA, LLC #2003		7	3	30%	10
NOT INDICATED		1	9	90%	10
MEDEXPRESS URGENT CARE - BEECH GROVE		9	1	10%	10
HCR MANORCARE		10			10
AMERICAN HOUSE FORT MYERS		10			10
PHASE2 LABS	2	6	2	20%	10
CVS MINUTE CLINIC DIAG OF IND, LLC #6549		10			10
EMERGENCY MEDICAL CENTER		4	6	60%	10
BROOKDALE PANAMA CITY		9	1	10%	10
PENSACOLA CLUSTER			9	100%	9
FLORIDA MENTOR		7	2	22%	9
Fouraker Hills Rehab and Nursing			9	100%	9
CVS TX10016POCT PRINCETON		9			9
WESTCHESTER GENERAL HOSPITAL BLOOD GAS LAB			9	100%	9
CVS MINUTE CLINIC DIAGNOSTIC MED GRP OF SAN		7	2	22%	9
LAKEVIEW HEALTH SYSTEMS			9	100%	9
ROSECASTLE			9	100%	9
EMPLOYEE WELLNESS PA			9	100%	9
REMISE OCCUPATIONAL HEALTH SOLUTIONS INC			9	100%	9
MINUTECLINIC DIAGNOSTIC OF NEW JERSEY, LLC # 7069		9			9
MINUTE CLINIC LLC #1448		8	1	11%	9
OMNI			9	100%	9
GCPM MANUAL MICROBIOLOGY		1	8	89%	9
ST VINCENT'S CHILTON		7	2	22%	9
ETHOS LABORATORIES		7	2	22%	9
CVS CA9113POCT CHULA VISTA		9			9
BEAUMONT EMERGENCY CENTER			9	100%	9
CVS CA9715POCT THOUSAND OAKS		9			9

# COVID-19: testing by laboratory

Data through Apr 9, 2021 verified as of Apr 10, 2021 at 09:25 AM

Data in this report are provisional and subject to change.

The numbers in the table below represent the number of Florida and non-Florida residents for whom test results were received by the Department of Health. A person can be tested by more than one laboratory and can have both positive and negative results. **Therefore, the sum of the numbers in each column will be larger than the total number of people tested.**

Reporting lab	Inconclusive	Negative	Positive	Percent positive	Total
CITYMD		1	8	89%	9
BRENNITY AT VERO BEACH, THE			9	100%	9
GILCHRIST COUNTY FIRE DEPARTMENT		4	5	56%	9
LOREY ALF		9			9
COLLIER BLVD HMA PHYSICIAN MANAGEMENT,, LLC			9	100%	9
MINUTE CLINIC, LLC #4650		8	1	11%	9
MICHIGAN DEPARTMENT OF COMMUNITY HEALTH		1	8	89%	9
MEDEXPRESS URGENT CARE - SWANSEA, N ILLINOIS ST		8	1	11%	9
Atlanta VAMC		6	3	33%	9
RIVERVIEW REGIONAL MEDICAL CENTER		7	2	22%	9
BUENA VIDA ESTATES			9	100%	9
ACCESS CARE MEDICAL GROUP LLC		2	7	78%	9
MINUTE CLINIC DIAGNOSTIC MED GRP		8	1	11%	9
MINUTECLINIC DIAGNOSTIC OF ILLINOIS		7	2	22%	9
CVS MINUTE CLINIC DIAGNOSTIC OF KANSAS, PA		9			9
CVS DC1340POCT WASHINGTON		9			9
MINUTECLINIC #8760		9			9
CHEMISYS LABORATORIES		1	8	89%	9
SUMTER COUNTY HEALTH DEPARTMENT		4	5	56%	9
NASCAR EVENT MANAGEMENT, LLC		9			9
UCARE			9	100%	9
PATEL MEDICAL VENTURES		8	1	11%	9
WINDSOR OF GAINESVILLE		9			9
TAPESTRY TALLAHASSEE WALDEN		9			9
INSPIRED LIVING AT PALM BAY		7	2	22%	9
BLOOMINGDALE PEDIATRIC ASSOCIATES PA			9	100%	9
STPET		7	2	22%	9
DOH-TAMPA BRANCH LABORATORY (MLK BLVD)		4	5	56%	9
MEDEXPRESS URGENT CARE - BATTLE CREEK		6	3	33%	9
MINUTECLINIC DIAGNOSTIC OF TN PC #242		6	3	33%	9
ALLIANCE HEALTH AND REHABILITATION CENTER		9			9
MINUTECLINIC DIAGNOSTIC MED GRP OF CA		8	1	11%	9
ROSEMONT GARDENS INC		9			9
IMMUNOGENOMICS LLC		6	3	33%	9
UHEALTH UNIVERSITY OF MIAMI			9	100%	9
CVS CT1123POCT SOUTHURY		9			9
WELLSTAR COBB HOSPITAL		8	1	11%	9
CVS M08590POCT KANSAS CITY		5	4	44%	9
MEDEXPRESS ELKINS		9			9
WATERFORD AT CREEKSIDE, THE			9	100%	9
DOMINICAN COLLEGE STUDENT HEALTH CENTE		7	2	22%	9
MEDEXPRESS URGENT CARE - WASHINGTON		7	2	22%	9
PRECISION GENETICS			9	100%	9
MINUTECLINIC DIAGNOSTIC OF VIRGINIA		9			9
Consulate Health Care of Brandon		7	2	22%	9
MAGNOLIA MANOR			9	100%	9



# COVID-19: testing by laboratory

Data through Apr 9, 2021 verified as of Apr 10, 2021 at 09:25 AM

Data in this report are provisional and subject to change.

The numbers in the table below represent the number of Florida and non-Florida residents for whom test results were received by the Department of Health. A person can be tested by more than one laboratory and can have both positive and negative results. **Therefore, the sum of the numbers in each column will be larger than the total number of people tested.**

Reporting lab	Inconclusive	Negative	Positive	Percent positive	Total
CHILDREN'S HEALTH CENTER INC.		7	2	22%	9
CIAN DIAGNOSTICS			9	100%	9
PUTNAM FAMILY CARE INC		3	6	67%	9
MINUTECLINIC #2860		6	3	33%	9
PEDIATRIC HEALTH CARE ALLIANCE			9	100%	9
MEDEXPRESS URGENT CARE - FORT WORTH S		8	1	11%	9
SUNCREST OMNI		9			9
ILLINOIS DEPARTMENT OF PUBLIC HEALTH		1	8	89%	9
NORTHSHORE UNIVERSITY HEALTHSYSTEM EVANSTON HOSPITAL LAB			9	100%	9
LAKE NONA MEDICAL SERVICE LLC		9			9
KINDRED_AIMS		9			9
UNIVERSITY MEDICAL CENTER		8	1	11%	9
PIEDMONT ATHENS REGIONAL MEDICAL		7	2	22%	9
CVS NJ617POCT CEDAR GROVE		8	1	11%	9
MEDEXPRESS URGENT CARE - FAYETTEVILLE		7	2	22%	9
FLORIDA HOSPITAL WINTER PARK		7	2	22%	9
FAMILY PRACTICE OF DAVIE INC			9	100%	9
THOMAS JEFFERSON UNIVERSITY HOSPITAL		4	5	56%	9
BAYFRONT HEALTH ST PETERSBURG		8	1	11%	9
NITIN BAWA PROFESSIONAL ASSOCIATES			9	100%	9
CORE OCCUPATIONAL RESOURCES, LLC		5	4	44%	9
BENSONHURST URGENT CARE		8	1	11%	9
OPTUM SILVER LAKES			9	100%	9
WADSWORTH CENTER - DAVID AXELROD INSTITUTE		8	1	11%	9
MIAMI COMPREHENSIVE MEDICINE GROUP PA		4	5	56%	9
OUR HOME AT BEACON HILL			9	100%	9
MEDICANA NURSING AND REHAB CENTER			9	100%	9
DIXITKUMAR N MODI MD PA			9	100%	9
WALK IN MEDICAL URGENT CARE PC		9			9
Sunset Lake Health and Rehabilitation Center		8	1	11%	9
WINTER PARK INTERNAL MEDICINE MD PA		7	2	22%	9
MOBILE RESPONSE DIAGNOSTICS LLC		8	1	11%	9
CARENOW URGENT CARE-GREEN HILLS		9			9
MINUTE CLINIC INCORPORATE		9			9
MINUTECLINIC DIANOSTIC OF VIRGINA, LL		8	1	11%	9
ST JOSEPH'S HOSPITAL NORTH LABORATORY			9	100%	9
MINUTE CLINIC LLC #10203		7	2	22%	9
CVS TX7162POCT HOUSTON		9			9
VETERANS AFFAIRS MEDICAL CENTER - OUTPATIENT			9	100%	9
VILLAGE PLACE HEALTH AND REHAB		9			9
STUYVESANT URGENT CARE		9			9
NIGHT LITE PEDIATRICS CENTER		1	8	89%	9
MIDMICHIGAN MEDICAL CENTER			9	100%	9
ENCOMPASS HOME HEALTH OF THE SOUTHEAST LLC		9			9
ST JOSEPHS HOSP OF ATLANTA/CLINIC LAB		8	1	11%	9
CVS PHARMACY NO 274		9			9

# COVID-19: testing by laboratory

Data through Apr 9, 2021 verified as of Apr 10, 2021 at 09:25 AM

Data in this report are provisional and subject to change.

The numbers in the table below represent the number of Florida and non-Florida residents for whom test results were received by the Department of Health. A person can be tested by more than one laboratory and can have both positive and negative results. **Therefore, the sum of the numbers in each column will be larger than the total number of people tested.**

Reporting lab	Inconclusive	Negative	Positive	Percent positive	Total
SOUTH FLORIDA ENT ASSOCIATES, INC			9	100%	9
CVS RI1717POCT 1 CVS DR			9	100%	9
NEMOURS CHILDREN'S PRIMARY CARE VERO BEACH			9	100%	9
WINDSOR OF SAN PABLO, THE		6	3	33%	9
MINUTECLINIC DIAGNOSTIC OF TN PC #5671		5	4	44%	9
ATHENS VETERINARY DIAGNOSTIC LABORATOR		9			9
LAWRENCE TECHNOLOGICAL UNIVERSITY		9			9
HEALTH AND WELLNESS CENTER		1	8	89%	9
MONROE COUNTY FIRE RESCUE		8	1	11%	9
PALM BAY URGENT CARE PL		1	8	89%	9
NORTHWEST FLORIDA COMMUNITY HOSPITAL LABORATORY		8	1	11%	9
SELECT PHYSICIANS ALLIANCE		9			9
FLORIDA CENTER FOR DERMATOLOGY LABORATORY			9	100%	9
CARENOW URGENT CARE-MT JULIET		8	1	11%	9
MINUTECLINIC DIAG OF IND, LLC #2387		8	1	11%	9
DOTHAN PEDIATRIC CLINIC			8	100%	8
WILLIAMSBURGH CHAI CARE		7	1	13%	8
THE WOLFF CENTER FOR CHILD & ADOLESCENT HEALTH			8	100%	8
MINUTECLINIC DIAGNOSTIC OF TN PC #386		7	1	13%	8
MARINA ISLE ASSISTED LIVING		8			8
CVS OH2543POCT CANFIELD		5	3	38%	8
GENE STREET LABORATORIES, LLC		6	2	25%	8
ATLANTIC CONSOLIDATED LABORATORY		8			8
DEPT OF VA MEDICAL CENTER - RICHMOND		7	1	13%	8
APEX HOME HEALTH CARE		7	1	13%	8
CVS CT1109POCT BETHEL		8			8
SEA LEVEL LABS			8	100%	8
MED & CO INVESTMENT LLC		7	1	13%	8
SARAH LAWRENCE COLLEGE HEALTH SERVICES		8			8
PBC FOUND CARE INC			8	100%	8
MINUTECLINIC, LLC #03268		7	1	13%	8
MONROE URGENT CARE		7	1	13%	8
SUPREME LABORATORY			8	100%	8
URGENT CARE OF LONGWOOD		1	7	88%	8
Nashville Central Laboratory		8			8
CONSULATE HEALTH CARE		7	1	13%	8
WELLIGENT		1	7	88%	8
HUNTINGTON VILLAGE URGENT CARE		8			8
TRUE HEALTH		5	3	38%	8
UNIVERSITY OF WASHINGTON MEDICAL CENTER			8	100%	8
CVS TX7827POCT ROUND ROCK		8			8
MODMD LABORATORY		8			8
BAPTIST OUTPATIENT			8	100%	8
PALMS WEST HOSPITAL			8	100%	8
ALLEGRO - TAMPA	1	4	3	38%	8
CVS PA233POCT NEWTOWN SQUARE		8			8

# COVID-19: testing by laboratory

Data through Apr 9, 2021 verified as of Apr 10, 2021 at 09:25 AM

Data in this report are provisional and subject to change.

The numbers in the table below represent the number of Florida and non-Florida residents for whom test results were received by the Department of Health. A person can be tested by more than one laboratory and can have both positive and negative results. **Therefore, the sum of the numbers in each column will be larger than the total number of people tested.**

Reporting lab	Inconclusive	Negative	Positive	Percent positive	Total
ALBANY MEDICAL CENTER		7	1	13%	8
MEDEXPRESS URGENT CARE, BUTLER		5	3	38%	8
NORTHEAST GEORGIA MEDICAL CENTER		8			8
VENICE REGIONAL MEDICAL CENTER			8	100%	8
CVS TN7289POCT SIGNAL MOUNTAIN		8			8
CVS MINUTE CLINIC DIAGNOSTIC OF NEW JERSEY		8			8
Florida Clinical Laboratory		1	7	88%	8
CVS OH3476POCT TIPP CITY		7	1	13%	8
MID-HUDSON VALLEY DIVISION OF WESTCHESTER MEDICAL		8			8
NEOGENOMICS LABORATORIES, INC		8			8
ELLIS HOSPITAL LABORATORY		7	1	13%	8
MINUTE CLINIC DIAG OF IND LLC #8674		8			8
JACKSON CLINIC PA,THE		4	4	50%	8
JX REF LAB			8	100%	8
SOUTHEASTERN PEDIATRIC ASSOCIATES			8	100%	8
NOVADX		2	6	75%	8
HOLY NAME MEDICAL CENTER	1	6	1	13%	8
GENEUS DIAGNOSTICS			8	100%	8
CVS OH3301POCT WOODMERE		8			8
DOCTOR'S IN HOUSE LAB			8	100%	8
LAKE PEDIATRICS			8	100%	8
GUIDANCE / CARE CENTER, INC		8			8
NORTHDAL REHABILITATION CENTER			8	100%	8
ADVANCED RESEARCH FOR HEALTH IMPROVEMENT		6	2	25%	8
MINUTECLINIC DIAGNOSTIC OF OHIO #7790		6	2	25%	8
ST CLOUD PHYSICIAN MANAGMENT LLC		7	1	13%	8
PUTNAM COUNTY EMERGENCY RESCUE SERVICE		5	3	38%	8
BLOOMING GARDENS OF CARE INC		8			8
DIAGNOSTIC CLINIC		7	1	13%	8
MEDERI CARETENDERS VS OF SE FL LLC DBA		7	1	13%	8
FHCP-ORANGE CITY			8	100%	8
DOH JACKSONVILLE CENTRAL LABORATORY		3	5	63%	8
ORMOND BEACH CENTRA CARE			8	100%	8
SYLVESTER AT PLANTATION LABORATORY		7	1	13%	8
MINUTECLINIC, DIAGNOSTIC OF TEXAS, LL		7	1	13%	8
BEECHTREE MOLECULAR LAB LLC			8	100%	8
HEWLETT URGENT CARE, PLLC		8			8
NORTHSIDE HOSPITAL		2	6	75%	8
INTERVENTIONAL REHABILITATION OF SOUTH FLORIDA			8	100%	8
ST CHARLES HOSPITAL LABORATORY		8			8
BARTON PARKER OD PC		8			8
MINUTE CLINIC DIAGNOSTIC OF MICHIGAN PC		8			8
HEALTHY MINORS PEDIATRIC URGENT CARE		7	1	13%	8
CAREPOINT CLINIC		5	3	38%	8
SYNEXUS CLINICAL RESEARCH US INC		2	6	75%	8
EXECUTIVE MEDICAL SERVICES		8			8

# COVID-19: testing by laboratory

Data through Apr 9, 2021 verified as of Apr 10, 2021 at 09:25 AM

Data in this report are provisional and subject to change.

The numbers in the table below represent the number of Florida and non-Florida residents for whom test results were received by the Department of Health. A person can be tested by more than one laboratory and can have both positive and negative results. **Therefore, the sum of the numbers in each column will be larger than the total number of people tested.**

Reporting lab	Inconclusive	Negative	Positive	Percent positive	Total
MINUTECLINIC, LLC #05038		8			8
CVS MD1881POCT DUNKIRK		8			8
MINUTECLINIC, LLC #09202		6	2	25%	8
CIGNA ONSITE HEALTH LLC		2	6	75%	8
SLOPESIDE LABS AND TESTING, LLC - THE HIDEOUT AT BUTTERMILK MOUNTAIN		8			8
VERMONT DEPARTMENT OF HEALTH		1	7	88%	8
JOINT AMBULATORY CARE CENTER		8			8
INTERNAL MEDICINE AND AESTHETICS OF NAPLES LLC		8			8
MEDEXPRESS URGENT CARE - CULPEPER		8			8
DORAL URGENT CARE			8	100%	8
BIOTECH PHARMACEUTICAL GROUP LLC			8	100%	8
NONA PEDIATRIC CENTER		3	5	63%	8
PACIFICA SUNRISE			8	100%	8
CENTRAL JERSEY URGENT CARE		8			8
LAB UNKNOW		6	2	25%	8
MONTEFIORE MEDICAL CENTER LABORATORIES - NORTH		8			8
LAKE CONWAY URGENT CARE LLC		2	6	75%	8
MEDEXPRESS URGENT CARE - TARENTUM		6	2	25%	8
JOHN T MATHER MEMORIAL HOSPITAL LABORATORY		7	1	13%	8
NORTHSIDE HOSPITAL ATLANTA		3	5	63%	8
CLEARWATER PEDIATRIC CARE		1	7	88%	8
OSWEGO HOSPITAL LABORATORY		7	1	13%	8
MAGNOLIA PEDIATRICS GROUP LLC			8	100%	8
CVS NC7213POCT MATTHEWS		6	2	25%	8
NORTHEAST ALABAMA REGIONAL MEDICAL CENTER		5	3	38%	8
X-GENE MOLECULAR LABS		1	7	88%	8
DEPARTMENT OF HEALTH- CITRUS COUNTY		1	7	88%	8
WALK-IN MEDICAL CARE			8	100%	8
ALACHUA COUNTY HEALTH DEPARTMENT		1	7	88%	8
FLORIDA HEART AND VASCULAR MULTISPECIALTY GROUP		8			8
RELIANCE MEDICAL CENTER		5	3	38%	8
CVS NC5591POCT STATESVILLE		7	1	13%	8
ST. JOSEPH HOSPITAL AND HEALTH CARE INC.			8	100%	8
VAIL VALLEY MEDICAL CENTER			8	100%	8
SURGOINSVILLE PHARMACY		8			8
FLORIDA KEYS CONCIERGE MEDICINE, LLC		6	2	25%	8
MINUTE CLINIC #8979		7	1	13%	8
HEALTHMARK REGIONAL HOSPITAL LAB		4	4	50%	8
GOLDMAN SACHS HEALTH CENTER	1	7			8
EXPRESS TEST			8	100%	8
WALGREENS #10972	1	7			8
CAPRONA GROUP HOME		2	6	75%	8
SOMA MEDICAL CENTER MD PA #7 PEDIATRICS			8	100%	8
ORLANDO FAMILY PHYSICIANS			8	100%	8
CVS MD4371POCT OCEAN CITY		8			8
LEE MEMORIAL HEALTH SYSTEM D/B/A		6	2	25%	8

# COVID-19: testing by laboratory

Data through Apr 9, 2021 verified as of Apr 10, 2021 at 09:25 AM

Data in this report are provisional and subject to change.

The numbers in the table below represent the number of Florida and non-Florida residents for whom test results were received by the Department of Health. A person can be tested by more than one laboratory and can have both positive and negative results. **Therefore, the sum of the numbers in each column will be larger than the total number of people tested.**

Reporting lab	Inconclusive	Negative	Positive	Percent positive	Total
SUNRISE SENIOR LIVING OF JACKSONVILLE			8	100%	8
FOUNTAINVIEW BY FIVE STAR QUALITY CARE		7	1	13%	8
LOVELACE MEDICAL CENTER		8			8
ALLINA HEALTH - ABBOTT NORTHWESTERN HOSPITAL		5	3	38%	8
NORTH PINELLAS CHILDRENS MEDICAL CENTER INC			8	100%	8
MINUTECLINIC DIAGNOSTIC OF NEVADA #87		4	4	50%	8
The Grand at Rome Nursing and Rehabilitation		8			8
PALM BEACH COUNTY HEALTH DEPARTMENT LABORATORY			8	100%	8
HARBORCHASE OF DR PHILLIPS		7	1	13%	8
WHITE SANDS OUTPATIENT SERVICES (WSOP SERVICES LLC)		8			8
INTERNAL MEDICINE ASSOCIATES OF JACKSON HOSPITAL			8	100%	8
LIFE CARE CITRUS COUNTY			8	100%	8
DOCTOR'S IN-HOUSE LAB/COMMUNITY HEALTH CENTERS OF PINELLAS - CLEARWATE			8	100%	8
MEDEXPRESS URGENT CARE - CLARKSBURG		7	1	13%	8
JUPITER CLINIC			8	100%	8
ARCHBOLD MEMORIAL HOSPITAL/LAB		3	5	63%	8
MINUTECLINIC DIAGNOSTIC OF VIRGINIA, LLC #255		8			8
GOLISANO CHILDREN'S HOSPITAL OF SOUTHWEST FLORIDA		6	2	25%	8
BETTER AT HOME		8			8
CVS NC3319POCT CHARLOTTE		6	2	25%	8
CAYUGA COUNTY HEALTH DEPARTMENT		7	1	13%	8
ST. CLOUD PHARMACY AND WELLNESS CENTER		4	4	50%	8
ROBERT WOOD JOHNSON HOSPITAL		7	1	13%	8
ALL CHILDREN'S HOSPITAL		1	7	88%	8
CHIPOLA QUICK CARE		5	3	38%	8
WHEELER LABORATORY		7	1	13%	8
HEALTHPARK MEDICAL CTR NURSING SVC		8			8
MEDEXPRESS URGENT CARE - MIDLOTHIAN		7	1	13%	8
LEMOYNE COLLEGE WELLNESS CENTER FOR		8			8
CARE ATC - CITY OF BOYNTON BEACH	1	2	5	63%	8
NORTHEAST PEDIATRICS			8	100%	8
CVS PA1074POCT KENNETT SQUARE		7	1	13%	8
FHPG_EXP CARE W HILLSBOROUGH			8	100%	8
CHAPTERS HEALTH HOSPICE		8			8
IU HEALTH PATHOLOGY		1	7	88%	8
MEDEXPRESS URGENT CARE - GLENDALE		7			7
WATAUGA MEDICAL CENTER		4	3	43%	7
Thermopolis Rehabilitation Wellness		7			7
DASCENA LABORATORY			7	100%	7
Rutgers Health Rwj University Hospital - Laboratory		4	3	43%	7
LEVY COUNTY SHERIFF'S DEPT			7	100%	7
BOCA BIOLISTICS LLC			7	100%	7
MANATEE PEDIATRICS			7	100%	7
CVS OH3458POCT BEAVERCREEK		7			7
GALLUP INDIAN MEDICAL CENTER		7			7
WILDLIGHT LAB			7	100%	7

# COVID-19: testing by laboratory

Data through Apr 9, 2021 verified as of Apr 10, 2021 at 09:25 AM

Data in this report are provisional and subject to change.

The numbers in the table below represent the number of Florida and non-Florida residents for whom test results were received by the Department of Health. A person can be tested by more than one laboratory and can have both positive and negative results. **Therefore, the sum of the numbers in each column will be larger than the total number of people tested.**

Reporting lab	Inconclusive	Negative	Positive	Percent positive	Total
PERSONAL PHYSICIAN CARE PA			7	100%	7
Baptist Village Retirement Communities		7			7
LOUISIANA DEPT OF HEALTH			7	100%	7
LEPE'S HOUSE			7	100%	7
COMPLETE FAMILY CARE, LLC/UNIVERSITY OF SAINT MARY		7			7
DIAGNOSTIC & MEDICAL SPECIALISTS OF GREENWICH		5	2	29%	7
VICTORIAN MANOR		2	5	71%	7
FAMILY MEDICINE MEDICAL DRIVE		7			7
CVS OH3080POCT HUBER HEIGHTS		6	1	14%	7
MEDEXPRESS URGENT CARE-DUBOIS		7			7
MINUTE CLINIC LLC #4017		7			7
FLORIDA HOSPITAL KISSIMMEE		4	3	43%	7
NEMOURS CHILDREN'S HOSPITAL			7	100%	7
MINUTE-CLINIC DIAGNOSTIC OF VIRGINIA, LLC #794		6	1	14%	7
SUPERIOR RESIDENCES AT CALA HILLS		7			7
GRACE WELLNESS CENTER LLC		6	1	14%	7
MINUTECLINIC MINUTECLINIC #4977		4	3	43%	7
ACM MEDICAL LABORATORY ALLIANCE		5	2	29%	7
INNOVATIVE GX LABORATORIES			7	100%	7
Ocoee Health Care Center		7			7
SOUTH COM HEALTH CLINIC, DEPT. OF THE ARMY		7			7
PARTNERS PHARMACY OF FLORIDA LLC		7			7
ST. LUCIE COUNTY HEALTH DEPARTMENT		5	2	29%	7
CVS MINUTE CLINIC DIAG OF IND LLC #5206		6	1	14%	7
CVS GA2147POCT KENNESAW		5	2	29%	7
ADVENT HEALTH APOPKA		3	4	57%	7
TERRACINA LLC		1	6	86%	7
FLORIDA SCHOOL FOR THE DEAF AND THE BLIND			7	100%	7
SAVANNAH STATE UNIVERSITY, COUNSELING		7			7
BROOKDALE LAKE ORIENTA			7	100%	7
MEDEXPRESS URGENT CARE - MT LEBANON		5	2	29%	7
MINUTE CLINIC DIAGNOSTIC OF NORTH CAROLINA		7			7
MINUTECLINIC DIAGNOSTIC OF RHODE ISLAN		7			7
COMPASSION PEDIATRICS		3	4	57%	7
NORTHERN DUTCHESS HOSPITAL LABORATORY		5	2	29%	7
SCHOOL OF PHARMACY AND PHARMACEUTICAL		7			7
CVS GA2236POCT WOODSTOCK		7			7
CRESTWOOD MEDICAL CENTER		5	2	29%	7
TESTD			7	100%	7
SOUTHEAST GEORGIA HEALTH SYSTEM, INC D		7			7
FHMG_FM AND IM AVALON PARK		2	5	71%	7
MINUTECLINIC #788		7			7
KANSAS DEPARTMENT OF HEALTH		2	5	71%	7
MEDEXPRESS URGENT CARE - BLUEFIELD		6	1	14%	7
DALLAS COUNTY HEALTH AND HUMAN SERVICES			7	100%	7
EMBRY-RIDDLE AERONAUTICAL UNIVERSITY HEALTH			7	100%	7

# COVID-19: testing by laboratory

Data through Apr 9, 2021 verified as of Apr 10, 2021 at 09:25 AM

Data in this report are provisional and subject to change.

The numbers in the table below represent the number of Florida and non-Florida residents for whom test results were received by the Department of Health. A person can be tested by more than one laboratory and can have both positive and negative results. **Therefore, the sum of the numbers in each column will be larger than the total number of people tested.**

Reporting lab	Inconclusive	Negative	Positive	Percent positive	Total
CVS PA4077POCT BELLE VERNON		7			7
EP LTC PHARMACY		5	2	29%	7
KEYSTONE PLACE AT NAPLES PRESERVE		4	3	43%	7
MINUTECLINIC DIAGNOSTIC OF KANSAS PA		7			7
WOMENS CARE FLORIDA LLC		5	2	29%	7
CVS TX4397POCT CYPRESS		7			7
AVON PARK PEDIATRICS			7	100%	7
NOVANT HEALTH INPATIENT CARE		2	5	71%	7
MEDEXPRESS URGENT CARE - HOT SPRINGS		7			7
COMMUNITY MEDICAL AND DENTAL CARE INC		7			7
SARASOTA MEDICAL CENTER			7	100%	7
LONG ISLAND JEWISH FOREST HILLS HOSPITAL		7			7
MINUTECLINIC DIAG OF IND LLC #8651		6	1	14%	7
IRL MARKET LAB			7	100%	7
YAZJI PEDIATRIC CARE LLC DBA TUKA PEDIATRICS			7	100%	7
ABBEY MANOR RETIREMENT RESIDENCE INC		7			7
DR. PHILLIPS MEDICAL WELLNESS CENTER		4	3	43%	7
CVS PHARMACY #8800		5	2	29%	7
NYU WINTHROP HOSPITAL PATHOLOGY		7			7
MINUTECLINIC DIAGNOSTIC OF NORTH CAROLINA PC #7054		5	2	29%	7
CLAY PRIMARY & FAMILY CARE LLC			7	100%	7
COMPREHENSIVE CLINICAL RESEARCH, LLC			7	100%	7
MINUTE CLINIC DIAGNOSTIC OF VIRGINIA, LLC #1905		7			7
ECLRS		2	5	71%	7
CVS NV9841POCT RENO		4	3	43%	7
TRUE HEALTH DIAGNOSTICS		1	6	86%	7
HEARTLAND PEDIATRICS OF LAKE PLACID			7	100%	7
CVS NC7057POCT SHELBY		5	2	29%	7
MINUTECLINIC MINUTECLINIC #8505		5	2	29%	7
DOCTORS CLINICAL LABORATORY, INC		5	2	29%	7
CVS GA7064POCT STOCKBRIDGE		7			7
NASSAU UNIVERSITY MEDICAL CENTER DEPT		6	1	14%	7
CVS PA2582POCT SPRINGFIELD		5	2	29%	7
LYNMOORE,THE		7			7
PANCARE HEALTH - HOSFORD SCHOOL			7	100%	7
PEDIATRICS URGENT CARE, LLC			7	100%	7
KENDALL REGIONAL MEDICAL CNTR			7	100%	7
Parkside Villa		7			7
PALM GARDEN OF SUN CITY			7	100%	7
GULF COAST PEDIATRICS OF SARASOTA PA		1	6	86%	7
MINUTE-CLINIC DIAGNOSTIC OF VIRGINIA,		7			7
RIVER OAKS TREATMENT CENTER			7	100%	7
FIRST PHYSICIANS GROUP - LORRAINE CORNERS		7			7
CVS NJ836POCT RUNNEMEDE		7			7
JUPITER ISLAND PUBLIC SAFETY		5	2	29%	7
GRACE REHABILITATION CENTER OF VERO BEACH		4	3	43%	7

# COVID-19: testing by laboratory

Data through Apr 9, 2021 verified as of Apr 10, 2021 at 09:25 AM

Data in this report are provisional and subject to change.

The numbers in the table below represent the number of Florida and non-Florida residents for whom test results were received by the Department of Health. A person can be tested by more than one laboratory and can have both positive and negative results. **Therefore, the sum of the numbers in each column will be larger than the total number of people tested.**

Reporting lab	Inconclusive	Negative	Positive	Percent positive	Total
CVS HEALTH, #1994		5	2	29%	7
PROVIDENCE LABORATORY SERVICES		7			7
WEST DADE PEDIATRICS			7	100%	7
LEE COUNTY HEALTH DEPARTMENT		4	3	43%	7
CVS M08556POCT KANSAS CITY		6	1	14%	7
MINUTECLINIC, LLC #1796		6	1	14%	7
LIZS ADULT CARE		7			7
MINUTE CLINIC DIAGNOSTIC OF PENNSYLVANIA		7			7
BALTIMORE CITY HEALTH DEPT COMMUNICABLE DISEASES AND EPIDEMIOLOGY			7	100%	7
LONGWOOD FAMILY MEDICINE		1	6	86%	7
MERCY HEALTH—MUSKEGON		6	1	14%	7
MAXHEALTH		5	2	29%	7
HEALTH CARE LABORATORY SERVICES		1	6	86%	7
FLORIDA CANCER SPECIALISTS & RESEARCH INSTITUTE		6	1	14%	7
MEDEXPRESS URGENT CARE PORT HURON		6	1	14%	7
PANCARE HEALTH - KATE SMITH ELEMENTARY		1	6	86%	7
LAKE CITY CORRECTIONAL FACILITY			7	100%	7
HARMONIOUS HOME HEALTH, LLC		7			7
MINUTECLINIC, LLC #03965		7			7
LAWTON CHILES HEALTH CENTER		1	6	86%	7
QUE		4	3	43%	7
MEDEXPRESS URGENT CARE - STATE COLLEGE		5	2	29%	7
GENTRY PARK ORLANDO ASSISTED LIVING		6	1	14%	7
BRADENTON PHYSICIANS MEDICAL CENTER			7	100%	7
WYOMING COUNTY COMMUNITY HOSPITAL LABORATORY		7			7
CARENOW URGENT CARE-MADISON		7			7
CVS NM8918POCT ALBUQUERQUE		7			7
MINUTECLINIC DIAG OF IND LLC #6998		6	1	14%	7
BIRMINGHAM VAMC		3	4	57%	7
EASTERN FLORIDA STATE COLLEGE - PALM BAY CAMPUS□			7	100%	7
CVS IL8747POCT CHICAGO		7			7
PENINSULA CARE AND REHABILITATION CENTER			7	100%	7
FRESENIUS KIDNEY CARE DUNEDIN			7	100%	7
CHIEFLAND MEDICAL CENTER		1	6	86%	7
DELAWARE DEPARTMENT OF HEATH		6	1	14%	7
NORTH FLORIDA MEDICAL CENTERS INC		1	6	86%	7
FLORIDA DIGESTIVE AND LIVER SPECIALIST		7			7
CVS NY549POCT RIDGEWOOD		4	3	43%	7
QHG OF ENTERPRISE INC (DBA MEDICAL CTR		7			7
DOCTOR'S IN-HOUSE LAB/COMMUNITY HEALTH CENTERS OF PINELLAS -PINELLAS P			7	100%	7
MEDEXPRESS URGENT CARE MORGANTOWN		7			7
MINUTECLINIC DIAGNOSTIC OF OHIO #3407		6	1	14%	7
EL PARAISO HOME INC		7			7
RANDOLPH DIABETES AND WELLNESS		6	1	14%	7
OCALA FAMILY MEDICAL CENTER		7			7
PENN MEDICINE PRINCETON MEDICAL CENTER		6	1	14%	7



# COVID-19: testing by laboratory

Data through Apr 9, 2021 verified as of Apr 10, 2021 at 09:25 AM

Data in this report are provisional and subject to change.

The numbers in the table below represent the number of Florida and non-Florida residents for whom test results were received by the Department of Health. A person can be tested by more than one laboratory and can have both positive and negative results. **Therefore, the sum of the numbers in each column will be larger than the total number of people tested.**

Reporting lab	Inconclusive	Negative	Positive	Percent positive	Total
PEDIATRICS OF CENTRAL FLORIDA		5	2	29%	7
MEDEXPRESS URGENT CARE - STAUNTON		3	4	57%	7
CVS GA2841POCT LAWRENCEVILLE		7			7
FRESENIUS KIDNEY CARE FORT WALTON BEACH			7	100%	7
HOLY GARDEN ALF, INC.		7			7
CARESOUTH HHA HOLDINGS OF TALLAHASSEE LLC		7			7
ENTRUST IMMEDIATE CARE			7	100%	7
MINUTECLINIC LLC #4449		6	1	14%	7
Lenox on the Lake			7	100%	7
NORTHSIDE HOSPITAL DULUTH		6	1	14%	7
MEDEXPRESS URGENT CARE-NESHANNOCK TWP		6	1	14%	7
GMR EVENT SERVICES LLC DBA CROWDRX		7			7
GLEN FALLS HOSPITAL DEPARTMENT OF PATHOLOGY		6	1	14%	7
MEDEXPRESS URGENT CARE-PETERS TWP		6	1	14%	7
MIAMI BEACH COMMUNITY HEALTH CENTER INC			7	100%	7
WEXFORD HEALTH SOURCES INC		7			7
NELSON BIOLOGICAL			7	100%	7
DOTHAN WEST FAMILY MEDICINE		5	2	29%	7
FLORIDA HOSPITAL APOPKA		6	1	14%	7
MINUTECLINIC DIAGNOSTIC OF VIRGINIA, LLC #1656		7			7
MEDEXPRESS URGENT CARE, JOHNSTOWN		6	1	14%	7
CVS SC2736POCT MURRELLS INLET		6	1	14%	7
CARENOW URGENT CARE-SOUTHLAKE			7	100%	7
MINUTE CLINIC LLC #0169		5	2	29%	7
OPTUM PRIMARY CARE - FOUNTAIN OAKS		3	4	57%	7
IAN C BOYKIN MD		4	2	33%	6
TRANSPLANT GENOMICS INC (EUROFINS)		6			6
CVS NC6402POCT DAVIDSON		4	2	33%	6
RIVER CITY PRIMARY AND URGENT CARE			6	100%	6
CENTREX CLINICAL LABS INC		6			6
HUNTERS CREEK PEDIATRICS		6			6
FLORIDA WOMAN CARE LABORATORY			6	100%	6
VIERA PEDIATRICS		1	5	83%	6
CIMA MEDICAL CENTER		5	1	17%	6
CVS TX1104POCT ALLEN		6			6
WG WINDSOR WOODS SH LLC		6			6
TIMBER CREEK PEDIATRICS		6			6
TEXAS MEDCLINIC			6	100%	6
CVS MA957POCT WEST SPRINGFIELD		6			6
MEDEXPRESS URGENT CARE-HERSHEY		5	1	17%	6
COMPUNET CLINICAL LAB			6	100%	6
CVS NV2928POCT LAS VEGAS		6			6
FLORIDA DEPARTMENT OF HEALTH SEMINOLE COUNTY		1	5	83%	6
CVS GA3766POCT DACULA		4	2	33%	6
ADVENTHEALTH CELEBRATION EMPLOYEE CLINIC		6			6
BNR PHARMACY INC		6			6

# COVID-19: testing by laboratory

Data through Apr 9, 2021 verified as of Apr 10, 2021 at 09:25 AM

Data in this report are provisional and subject to change.

The numbers in the table below represent the number of Florida and non-Florida residents for whom test results were received by the Department of Health. A person can be tested by more than one laboratory and can have both positive and negative results. **Therefore, the sum of the numbers in each column will be larger than the total number of people tested.**

Reporting lab	Inconclusive	Negative	Positive	Percent positive	Total
CVS PA813POCT RICHBORO		6			6
MEDEXPRESS URGENT CARE - IRVING		6			6
CVS TX2263POCT SAN ANTONIO		6			6
ATLANTIC COMMUNITY HIGH SCHOOL		5	1	17%	6
CVS IN3975POCT JEFFERSONVILLE		3	3	50%	6
PLEASANTVILLE OF SEBASTIAN LLC			6	100%	6
CENTRAL FLORIDA PRIMARY CARE			6	100%	6
FLORIDA MEDICAL SPECIALISTS		2	4	67%	6
CVS PA5241POCT CHALFONT		6			6
HELIX MEDICAL CENTERS		1	5	83%	6
FLORIDA DEPARTMENT OF HEALTH IN SARASOTA COUNTY		5	1	17%	6
Kennedy University Hospital		5	1	17%	6
PR HEALTH		1	5	83%	6
URGENT CARE HOUSECALLS PA		5	1	17%	6
MINUTECLINIC DIAGNOSTICS OF IND LLC		3	3	50%	6
LUMADOC HEALTH		4	2	33%	6
COVID RAPID LABS		1	5	83%	6
CURATIVE CARE CENTER INC		1	5	83%	6
ANTHONY-BROWN PHARMACY		6			6
MEDEXPRESS URGENT CARE - LEDGEWOOD		5	1	17%	6
THE PALMS REHABILITATION AND HEALTHCARE CENTER		5	1	17%	6
BROOKDALE CLERMONT			6	100%	6
CAPITAL HEALTH PLAN LABORATORIES			6	100%	6
BOCA VIPEDIATRICS			6	100%	6
DEPARTMENT OF HEALTH AND HUMAN SERVICES STATE OF NEW HAMPSHIRE			6	100%	6
HOLLY HILL HOME INFUSION SERVICE		5	1	17%	6
DISCOVERY VILLAGE AT DEERWOOD			6	100%	6
LISTENING DOCTOR PLLC, THE		1	5	83%	6
JERSEY SHORE MEDICAL CENTER		6			6
CARESOUTH HHA HOLDINGS OF THE BAY AREA LLC		6			6
TERENCE B MITCHELL MD, INC		2	4	67%	6
MD NOW MEDICAL CENTER			6	100%	6
Kroger 673 - The Little Clinic Dallas		5	1	17%	6
GAINESVILLE PEDIATRIC ASSOCIATES		1	5	83%	6
MINUTE CLINIC LLC #1909		6			6
CAMELLIA AT DEERWOOD		2	4	67%	6
ELITE MD GROUP INC		2	4	67%	6
LRHS Southeastern University		4	2	33%	6
PREMIER FAMILY HEALTH PA			6	100%	6
MINUTECLINIC DIAGNOSTIC OF TN PC #442		4	2	33%	6
PALM HARBOR DERMATOLOGY		4	2	33%	6
CVS OH6123POCT CINCINNATI		4	2	33%	6
CVS MINUTE CLINIC DIAGNOSTIC OF TEXAS		5	1	17%	6
HELIX KH UC		1	5	83%	6
CLINICAL CARE ASSOCIATES			6	100%	6
MINUTECLINIC DIAGNOSTIC OF VIRGINIA, LLC		6			6

# COVID-19: testing by laboratory

Data through Apr 9, 2021 verified as of Apr 10, 2021 at 09:25 AM

Data in this report are provisional and subject to change.

The numbers in the table below represent the number of Florida and non-Florida residents for whom test results were received by the Department of Health. A person can be tested by more than one laboratory and can have both positive and negative results. **Therefore, the sum of the numbers in each column will be larger than the total number of people tested.**

Reporting lab	Inconclusive	Negative	Positive	Percent positive	Total
MINUTECLINIC DIAGNOSTIC OF OHIO #4401		6			6
CVS SC5550POCT CLOVER		5	1	17%	6
PANCARE HEALTH - ALTHA PUBLIC			6	100%	6
Northwell Lab		2	4	67%	6
CVS TN4624POCT KNOXVILLE		5	1	17%	6
BROWARD TRANSITIONAL CENTER			6	100%	6
ASCENSION ST VINCENT'S CLAY COUNTY			6	100%	6
COMPASSION PEDIATRIC URGENT CARE LLC		2	4	67%	6
MIAMI RESCUE MISSION CLINIC INC			6	100%	6
CITIZENS BAPTIST MEDICAL CENTERS LAB		5	1	17%	6
CHILDREN'S HOSPITAL OF PHILADELPHIA		5	1	17%	6
MINUTECLINIC MINUTECLINIC #921		6			6
PROHEALTH MED		1	5	83%	6
MEDEXPRESS URGENT CARE - HOLLINS		6			6
CVS PA1379POCT LANSDALE		5	1	17%	6
MEDEXPRESS URGENT CARE-MUNCIE		6			6
MINUTECLINIC, LLC #1452		6			6
JOSEF SCHENKER, MD, PC		6			6
CVS PA1296POCT DREXEL HILL		4	2	33%	6
ENIGMA DIAGNOSTIC, INC.			6	100%	6
CVS MD2956POCT NEW MARKET		5	1	17%	6
CVS MI8049POCT WATERFORD		5	1	17%	6
IVY ROSEN MD PLLC		6			6
MOULTRIE CREEK NURSING AND REHAB			6	100%	6
MANATEE COUNTY CENTRAL JAIL		6			6
GUTHRIE MEDICAL GROUP LABORATORIES		6			6
AMERICAN EAGLE LEESBURG AL LLC DBA VISTA LAKE			6	100%	6
UNILAB		2	4	67%	6
PROGRESS PHARMACY INC		1	5	83%	6
MEDEXPRESS URGENT CARE - RICHMOND, NINE MILE RD		5	1	17%	6
WALGREENS #04569		5	1	17%	6
FIRST COAST CARDIOVASCULAR INSTITUTE PA			6	100%	6
MINUTECLINIC LLC # 3401		6			6
MEDEXPRESS URGENT CARE - PRINCETON		5	1	17%	6
MEDEXPRESS URGENT CARE - WEIRTON		6			6
TAMIAMI LAB MILLENIUM			6	100%	6
CVS MA594POCT FALMOUTH		5	1	17%	6
PUBLIC HEALTH LAB		6			6
ALL CHILDREN'S HOSPITAL DEPT OF GENERAL PEDIATRICS			6	100%	6
EXPICARE NURSING AGENCY, INC		5	1	17%	6
SHEEPSHEAD BAY URGENT CARE		6			6
PHYSICIANS URGENT CARE BERRY FARMS		4	2	33%	6
GO PATH LABORATORIES			6	100%	6
GENTLE MEDICINE ASSOCIATES / DR. REGINE BATAILLE		6			6
MINUTECLINIC DIAGNOSTIC OF KENTUCKY		6			6
MINUTECLINIC LLC #5041		2	4	67%	6

# COVID-19: testing by laboratory

Data through Apr 9, 2021 verified as of Apr 10, 2021 at 09:25 AM

Data in this report are provisional and subject to change.

The numbers in the table below represent the number of Florida and non-Florida residents for whom test results were received by the Department of Health. A person can be tested by more than one laboratory and can have both positive and negative results. **Therefore, the sum of the numbers in each column will be larger than the total number of people tested.**

Reporting lab	Inconclusive	Negative	Positive	Percent positive	Total
MEDEXPRESS URGENT CARE - ELM GROVE		5	1	17%	6
MARCO ISLAND MEDICAL CENTER			6	100%	6
LEWIS COUNTY MANOR		6			6
JACKSONVILLE PEDIATRICS			6	100%	6
WALGREENS #04176		4	2	33%	6
AARK LABORATORY		6			6
SCOTTS PHARMACY		5	1	17%	6
XPRESS URGENT CARE LLC		6			6
MINUTECLINIC DIAGNOSTIC OF SC, LLC #4		6			6
CVS IN6654POCT INDIANAPOLIS		5	1	17%	6
FLORIDA HEALTHCARE OF ORLANDO		1	5	83%	6
ADVENTHEALTH MEDICAL GROUP INTERNAL MEDICINE AT		2	4	67%	6
CVS CA9721POCT ARCADIA		6			6
CVS TX8322POCT AUSTIN		6			6
Madison Health & Rehabilitation		6			6
Centrastate Medical Center		5	1	17%	6
MEDEXPRESS URGENT CARE SHADYSIDE		5	1	17%	6
BAYSHORE POINTE NURSING AND REHAB CENTER			6	100%	6
CVS MA6505POCT NEWTON		6			6
MEDEXPRESS URGENT CARE - HUNTINGTON WE		6			6
CAREWELL 301 - WARWICK			6	100%	6
MINUTECLINIC 7196		5	1	17%	6
THE WINDSOR OF OCALA		2	4	67%	6
SKR MEDICAL ADVISORS		6			6
MAXCARE CLINIC			6	100%	6
FLEET LANDING			6	100%	6
PALMETTO HEALTH ALLIANCE		3	3	50%	6
WIREGRASS MEDICAL CENTER			6	100%	6
FYZAMEDICAL, LLC		6			6
AHMG LAKE NONA PRIMARY CARE		6			6
THE CLINIC PREMISE HEALTH			6	100%	6
UT SOUTHWESTERN MEDICAL CENTER			6	100%	6
DANIEL M LIBBY MD PLLC		6			6
BAYCARE ALLIANT HOSPITAL			6	100%	6
ALLEGRO FLEMING ISLAND		1	5	83%	6
MINUTECLINIC LLC #5176		3	3	50%	6
MARSHALL MEDICAL CENTER SOUTH LAB		5	1	17%	6
ST CHARLES BEND LABORATORY		5	1	17%	6
MANATEE MEMORIAL HOSPITAL CLINICAL LABORATORY			6	100%	6
CVS NJ2815POCT E BRUNSWICK		4	2	33%	6
New York Harbor Harbor HCS - Brooklyn Campus		6			6
INTERNAL MEDICINE LIPID AND WELNNESS PRACTICE			6	100%	6
Oakwood - North Baldwins Center for Living		6			6
SAINT PETER'S UNIVERSITY HOSPITAL		6			6
CVS IN6713POCT BLOOMINGTON		6			6
CVS NC5532POCT SUMMERFIELD		6			6

# COVID-19: testing by laboratory

Data through Apr 9, 2021 verified as of Apr 10, 2021 at 09:25 AM

Data in this report are provisional and subject to change.

The numbers in the table below represent the number of Florida and non-Florida residents for whom test results were received by the Department of Health. A person can be tested by more than one laboratory and can have both positive and negative results. **Therefore, the sum of the numbers in each column will be larger than the total number of people tested.**

Reporting lab	Inconclusive	Negative	Positive	Percent positive	Total
MCR HEALTH LAWTON CHILES ADMINISTRATION STE A		1	5	83%	6
MY WELLNESS EXPRESS			6	100%	6
SOUTHEASTERN DERMATOLOGY GROUP PA		5	1	17%	6
CVS NATIONAL HARBOR MD2297714CV		6			6
TREASURE COAST INFECTIOUS DISEASE CONSULTANTS		3	3	50%	6
CONCENTRA			6	100%	6
CALIFORNIA DEPARTMENT OF PUBLIC HEALTH		1	5	83%	6
Robert Wood Johnson University Hospital		5	1	17%	6
NU WAVE MEDICAL CENTER			6	100%	6
ADVANCED URGENT CARE OF MARATHON		1	5	83%	6
PENN NURSING CENTER		6			6
MEDEXPRESS URGENT CARE-PITTSFIELD		6			6
VILLAGES HEALTH, THE		4	2	33%	6
AMERICAN HEALTH ASSOC. LABORATORY SOUTH		4	2	33%	6
MERCY COLLEGE HEALTH OFFICE		6			6
TULLAHOMA HMA, LLC		5	1	17%	6
GENESIS FAMILY PRACTICE		3	3	50%	6
MINUTECLINIC DIAGNOSTIC OF SC, LLC #7		4	2	33%	6
NORTHSIDE GWINNETT HOSPITAL		5	1	17%	6
CDRX INFUSION			6	100%	6
BOONE DRUG & HEALTHCARE AT DEERFIELD			6	100%	6
FHPG_EXP CARE PALM HARBOR			6	100%	6
STATEN ISLAND CHAI CARE		5	1	17%	6
MEDEXPRESS URGENT CARE - YORK		3	3	50%	6
WAKEMED		1	5	83%	6
QUICK CARE MED WALK IN AND URGENT CARE			6	100%	6
NEUROSCIENCE AND SPINE ASSOCIATES, PL		5	1	17%	6
LAKEVIEW TERRACE HOME HEALTH SERVICES LLC			6	100%	6
NORTH FLORIDA PEDIATRICS JASPER			6	100%	6
UT MEMPHIS UNIVERSITY HEALTH SERVICES			6	100%	6
MEDI PARTNERS OF S FLORIDA LLC		6			6
MEDICAL CENTER AT OCEAN REEF		1	5	83%	6
ALL4KIDZ PEDIATRICS LLC		3	3	50%	6
LOS ALAMOS NATIONAL LABORATORY		6			6
UNILAB OF DADE INC			6	100%	6
SV DIAGNOSTIC LAB			6	100%	6
FAMILY TREE PRIMARY CARE		5	1	17%	6
LPG COCONUT POINT - FAMILY/ INTERNAL MEDICINE		6			6
BROWARD COUNTY HEALTH DEPT.			6	100%	6
PRESBYTERIAN HOME		6			6
HERNANDO PASCO HOSPICE INC		5	1	17%	6
PATHGROUP LABS, LLC		4	2	33%	6
CAPE CORAL URGENT CARE		3	3	50%	6
FLORIDA PREMIER MEDICAL CARE PA			6	100%	6
Advanced Care Center			6	100%	6
BETHESDA COMMUNITY HEALTH CENTER			6	100%	6

# COVID-19: testing by laboratory

Data through Apr 9, 2021 verified as of Apr 10, 2021 at 09:25 AM

Data in this report are provisional and subject to change.

The numbers in the table below represent the number of Florida and non-Florida residents for whom test results were received by the Department of Health. A person can be tested by more than one laboratory and can have both positive and negative results. **Therefore, the sum of the numbers in each column will be larger than the total number of people tested.**

Reporting lab	Inconclusive	Negative	Positive	Percent positive	Total
REDMED OF CROSSTOWN		3	3	50%	6
PHYSICIANS FOR CHILDREN			6	100%	6
MINUTE CLINIC DIAGNOSTIC OF VIRGINIA, LLC #7543		6			6
FLORIDA DEPARTMENT OF HEALTH IN MIAMI DADE COUNTY		5	1	17%	6
FAMILY CARE MEDICAL CENTER			6	100%	6
CVS NC2313POCT RALEIGH		5	1	17%	6
DIXIE COUNTY EMERGENCY SERVICES			6	100%	6
BETH ISRAEL DEACONESS MEDICAL CENTER			6	100%	6
NEMOURS CHILDREN'S URGEN CARE			6	100%	6
ARLINGTON OF NAPLES		6			6
COVID TESTING LLC			6	100%	6
CUMBERLAND HEIGHTS		6			6
URGENT TEAM - HUNTSVILLE		5	1	17%	6
CVS KY4779POCT LOUISVILLE		4	2	33%	6
URGENT TEAM - MUSCLE SHOALS		6			6
OCALA REGIONAL KIDNEY CENTER EAST		2	4	67%	6
SOUTHERN OCEAN MEDICAL CENTER		6			6
EAST CENTRAL FLORIDA OUT PATIENT IMAGING			5	100%	5
AHF PUBLIC HEALTH LABORATORY			5	100%	5
COLUMBIA MEMORIAL HOSPITAL LABORATORY		5			5
ALL 4 KIDZ PEDIATRICS		3	2	40%	5
JUPITER ISLAND MEDICAL CLINIC INC		5			5
Kroger 449 - The Little Clinic Mountain Park		4	1	20%	5
WINCHESTER MEDICAL CENTER			5	100%	5
RELIANT IMMUNE DIAGNOSTICS			5	100%	5
FIFTH AVENUE PEDIATRICS		3	2	40%	5
SEACOAST PATHOLOGY PROFESSIONAL ASSOC		5			5
ST BARNABAS HOSPITAL		5			5
OMNICARE PHARMACY OFTEXAS 1, LP DBA OMNICARE		5			5
HEALTHCARE NETWORK OF SOUTHWEST FLORIDA			5	100%	5
THE UNIVERSITY OF VERMONT MEDICAL CENTER		4	1	20%	5
LABS PLUS LLC		5			5
CVS MA1852POCT MEDWAY		5			5
VEIL VALLEY MEDICAL CENTER			5	100%	5
MEDEXPRESS URGENT CARE FOX CHAPEL		5			5
BENEVA LAKES HEALTHCARE & REHAB CENTER			5	100%	5
CVS ME329POCT PORTLAND		5			5
INDIAN RIVER PRIMARY CARE PA		5			5
UCF STUDENT HEALTH SERVICES LABORATORY		2	3	60%	5
MASSASHUSETTS STATE LAB INSTITUTE		2	3	60%	5
SAFETY HARBOR SENIOR LIVING			5	100%	5
Enterprise Health and Rehabilitation Center		5			5
MEDEXPRESS URGENT CARE - LOGAN		5			5
ARKANSAS DEPARTMENT OF HEALTH			5	100%	5
FORSYTH HOUSE			5	100%	5
FLORIDA CLINICAL LABORATORY - BIOREFERENCE LABORATORIES		2	3	60%	5

# COVID-19: testing by laboratory

Data through Apr 9, 2021 verified as of Apr 10, 2021 at 09:25 AM

Data in this report are provisional and subject to change.

The numbers in the table below represent the number of Florida and non-Florida residents for whom test results were received by the Department of Health. A person can be tested by more than one laboratory and can have both positive and negative results. **Therefore, the sum of the numbers in each column will be larger than the total number of people tested.**

Reporting lab	Inconclusive	Negative	Positive	Percent positive	Total
MEDEXPRESS URGENT CARE- COLUMBIA HEIGH		5			5
BEACH HOUSE		5			5
EASTCHESTER PEDIATRIC MEDICAL GROUP		5			5
PUTNAM HOSPITAL CENTER LABORATORY		5			5
CVS NJ862POCT MARLBORO		5			5
MEDEXPRESS - WILMINGTON CONCORD PIKE		4	1	20%	5
MINUTECLINIC DIAG OF IND, LLC #8645		5			5
OCHSNER MEDICAL CENTER			5	100%	5
JOHN T MACKAY MD			5	100%	5
ATLANTIC SURGERY CENTER OF JACKSONVILLE BEACH		5			5
MINUTECLINIC, LLC #07852		4	1	20%	5
MEDEXPRESS - COLLINSVILLE BELT LINE		3	2	40%	5
PRECISION LABS LLC		2	3	60%	5
PREMIER MEDICAL LABORATORY	1	2	2	40%	5
PARADIGM LABORATORIES			5	100%	5
PEDIATRIC URGENT HEALTH CARE			5	100%	5
RUSH UNIVERSITY MEDICAL CENTER LABORATORY			5	100%	5
CVS AZ10150POCT PHOENIX		4	1	20%	5
Bon Secours Place		4	1	20%	5
HENDRY/GLADES COUNTY HEALTH DEPARTMENT		4	1	20%	5
QUALITY MEDICAL CARE			5	100%	5
FALLSBURG CHAI		5			5
ST JOHNS BIOMEDICAL LAB		5			5
EAST SIDE CLINICAL LABORATORY		4	1	20%	5
AEL KNOXVILLE			5	100%	5
GENTLE HANDS MOBILE PHLEBOTOMY			5	100%	5
ELDER ALTERNATIVES INC		3	2	40%	5
SUNSHINE STATE DIALYSIS			5	100%	5
PREMIER PEDIATRICS		1	4	80%	5
LAKE NONA PEDIATRICS IN ASSOCIATION WITH NEMOURS		5			5
JACKSON SOUTH COMMUNITY HOSPITAL LAB			5	100%	5
NOVANT HEALTH UVA		2	3	60%	5
MINUTECLINIC # 21110		3	2	40%	5
XRL SXF REF LAB		5			5
URGENT MED INC		3	2	40%	5
UF HEALTH PATHOLOGY LABORATORIES			5	100%	5
MC DIAGNOSTIC OF CONNECTICUT, PC #114		5			5
KAILOS GENETICS INC		3	2	40%	5
REHABILITATION CENTER AT JUPITER GARDENS		5			5
ADVANCED PEDIATRICS OF BOCA LLC			5	100%	5
CVS TX10140POCT THE WOODLANDS		5			5
Kroger 099 - The Little Clinic Fort Collins		5			5
CHIEFLAND MEDICAL CENTER LLC			5	100%	5
NORTHPORT MEDICAL CENTER LAB		5			5
LEHIGH REGIONAL MEDICAL CENTER LABORATORY		3	2	40%	5
MEDEXPRESS URGENT CARE LAVALE		5			5

# COVID-19: testing by laboratory

Data through Apr 9, 2021 verified as of Apr 10, 2021 at 09:25 AM

Data in this report are provisional and subject to change.

The numbers in the table below represent the number of Florida and non-Florida residents for whom test results were received by the Department of Health. A person can be tested by more than one laboratory and can have both positive and negative results. **Therefore, the sum of the numbers in each column will be larger than the total number of people tested.**

Reporting lab	Inconclusive	Negative	Positive	Percent positive	Total
MERCY URGENT CARE			5	100%	5
MINUTECLINIC DIAG OF IND, LLC #6553		5			5
CVS OH10893POCT PARMA		2	3	60%	5
CARENOW URGENT CARE - CENTRAL AUSTIN		1	4	80%	5
PIEDMONT HOSPITAL LAB			5	100%	5
ST VINCENTS AMBULATORY CARE INC		3	2	40%	5
TALLAHASSEE MEMORIAL HEALTHCARE			5	100%	5
UNIVERSITY OF CHICAGO MEDICAL CENTER LAB			5	100%	5
MINUTECLINIC #2797		5			5
PEDIATRICS OF CENTRAL FLORIDA - POINCIANA		3	2	40%	5
CITRUS HEALTH NETWORK INC		2	3	60%	5
URGENT CARE COASTAL GA			5	100%	5
RIO PINAR HEALTH CARE			5	100%	5
MINUTE CLINIC, LLC #1434		5			5
MEDEXPRESS - NEW CASTLE, DUPONT HWY		4	1	20%	5
OHIO DEPARTMENT OF HEALTH			5	100%	5
CVS PA10034POCT PITTSBURGH		5			5
GULF COAST VETERANS HCS PANAMA CITY OPC		5			5
NORTHWOOD UNIVERSITY-BENNETT SPORTS CENTER		5			5
THE RETREAT AT PORT ORANGE			5	100%	5
STEUBEN COUNTY PUBLIC HEALTH		5			5
WEST PACIFIC MEDICAL LABORATORY			5	100%	5
LAKEVIEW HEALTHCARE SYSTEM LLC			5	100%	5
URGENT TEAM - NASHVILLE		5			5
SIGNATURE URGENT CARE			5	100%	5
LAFAYETTE NURSING AND REHAB			5	100%	5
MIAMI MEDICAL CONSULTANT PA			5	100%	5
SEASIDE MANOR			5	100%	5
PATIENT FIRST - LEESBURG			5	100%	5
QUEST DIAGNOSTICS PSC		1	4	80%	5
CVS MD1515POCT LEONARDTOWN		4	1	20%	5
PINECREST PEDIATRICS GROUP LLC			5	100%	5
MEDEXPRESS URGENT CARE - BECKLEY CROSS		4	1	20%	5
CVS NC2771POCT CLAYTON		4	1	20%	5
WELLMED AT FORT PIERCE		3	2	40%	5
NIBHA MEDIRATTA MD PL			5	100%	5
MINUTECLINIC DIAG OF IND LLC #6840		5			5
UW MEDICINE VIROLOGY LAB			5	100%	5
DISCOVERY VILLAGE AT STUART		2	3	60%	5
CFP PHYSICIANS GROUP			5	100%	5
FRESENIUS MEDICAL CARE			5	100%	5
HUNT CLUB MEDICAL CARE			5	100%	5
SONATA VERO BEACH		5			5
MIAMI CANCER INSTITUTE			5	100%	5
LABCORP UNSPECIFIED		5			5
EAST GEORGIA REGIONAL MEDICAL CENTER		4	1	20%	5



# COVID-19: testing by laboratory

Data through Apr 9, 2021 verified as of Apr 10, 2021 at 09:25 AM

Data in this report are provisional and subject to change.

The numbers in the table below represent the number of Florida and non-Florida residents for whom test results were received by the Department of Health. A person can be tested by more than one laboratory and can have both positive and negative results. **Therefore, the sum of the numbers in each column will be larger than the total number of people tested.**

Reporting lab	Inconclusive	Negative	Positive	Percent positive	Total
CVS IL8751POCT CHICAGO		5			5
NORTH DADE NURSING AND REHABILITATION CENTER			5	100%	5
MAINE DEPARTMENT OF HEALTH AND HUMAN SERVICES			5	100%	5
REELFOOT FAMILY WALK IN CLINIC		4	1	20%	5
URGENT CARE OF ERWIN		5			5
RURAL HEALTH CARE INC			5	100%	5
MINUTECLINIC DIAGNOSTIC OF OHIO #2964		5			5
OPTUMCARE FLORIDA, LLC		3	2	40%	5
WELLSTAR ATLANTA MEDICAL CENTER LABORA		5			5
FOUNDCARE, INC			5	100%	5
HENDRY REGIONAL CONVENIENT CARE CENTER			5	100%	5
BAPTIST HEALTH - TOWN CENTER			5	100%	5
MINUTECLINIC, LLC, DBA MINUTECLINIC #4		5			5
CVS MO10053POCT SAINT PETERS		5			5
CHAMPLAIN VALLEY PHYSICIANS HOSPITAL		3	2	40%	5
REGIONAL MEDICAL CENTER BAYONET POINT			5	100%	5
CVS TX5877POCT PEARLAND		5			5
CAREHERE LCS- EUSTIS			5	100%	5
KETTERING HEALTH			5	100%	5
AMERICAN MEDICAL RESPONSE - DENVER		2	3	60%	5
MINUTECLINIC DIAG OF IND LLC #1138		4	1	20%	5
THE LITTLE CLINIC			5	100%	5
CELEBRATION PEDIATRICS PA			5	100%	5
MD ANDERSON CANCER CENTER DI BAY AREA			5	100%	5
LAKE MARY HEALTH AND REHABILITATION CENTER		1	4	80%	5
CLEVELAND CLINIC MARTIN HEALTH NURSING & RESTORATIVE		5			5
MCKENZIE-WILLAMETTE MEDICAL CENTER LAB		5			5
TOXUSALABS DBA CONNECTDX LABS		4	1	20%	5
BAPTIST HOSPITAL EMPLOYEE HEALTH OFF			5	100%	5
QUATRACOR PLLC		5			5
PHYSICIANS IMMEDIATE CARE ELGIN			5	100%	5
MINUTECLINIC DIAG OF IND, LLC #6910		5			5
DICKSON MEDICAL ASSOCIATES PC PATH LAB		4	1	20%	5
CVS CA9606POCT TEMECULA		5			5
JOE DIMAGGIO CHILDREN'S HOSPITAL		1	4	80%	5
MD NOW MEDICAL CENTER INC			5	100%	5
WOODHULL MEDICAL AND MENTAL HEALTH CTR		5			5
PM PEDIATRICS OF SELDEN		3	2	40%	5
TRUSTBRIDGE			5	100%	5
CULVER-STOCKTON COLLEGE		5			5
DIAGNOSTECHS		4	1	20%	5
CAREATC, INC.			5	100%	5
BIOTECH CLINICAL LABORATORY			5	100%	5
PRECISION DIAGNOSTICS INC - NJ		5			5
PM PEDIATRICS OF BAYSIDE PLLC		5			5
FRESENIUS KIDNEY CARE SOUTH ORLANDO			5	100%	5

# COVID-19: testing by laboratory

Data through Apr 9, 2021 verified as of Apr 10, 2021 at 09:25 AM

Data in this report are provisional and subject to change.

The numbers in the table below represent the number of Florida and non-Florida residents for whom test results were received by the Department of Health. A person can be tested by more than one laboratory and can have both positive and negative results. **Therefore, the sum of the numbers in each column will be larger than the total number of people tested.**

Reporting lab	Inconclusive	Negative	Positive	Percent positive	Total
PELICAN LANDING		1	4	80%	5
CVS MA2172POCT NORTH GRAFTON		5			5
PRINCETON BMC LABORATORY		5			5
CYPRESS CREEK MEDICAL CENTER			5	100%	5
EAST BANK HOSPITAL - UNIVERSITY OF MINNESOTA MEDICAL CENTER			5	100%	5
CENTRAL JERSEY URGENT CARE OF BROWN MI		5			5
COOPER HOSPITAL/UNIVERSITY MEDICAL		5			5
ARC POINT LABS OF AUSTIN NORTH			5	100%	5
INTERNAL MEDICINE & PRIMARY CARE ASSOCIATES, PLC			5	100%	5
DAVENPORT PEDIATRICS PA		1	4	80%	5
RIVERVIEW ALF OPERATOR LLC			5	100%	5
MEDEXPRESS URGENT CARE - MOUNTAIN HOME		4	1	20%	5
UNIVERISTY OF MEMPHIS ATHLETIC TRAINI		5			5
Walker BaptistMedCtr		4	1	20%	5
THE DOCTORS CENTER HEALTHCARE-SOUTHSIDE		1	4	80%	5
SUTTER TRACY COMMUNITY HOSPITAL			5	100%	5
ALPHADERA LABS, LLC			5	100%	5
THE CLINIC OF PEDIATRICS & GI MEDICINE, INC			5	100%	5
TANNER MEDICAL CENTER EAST AL		5			5
BAYSHORE LABORATORY		4	1	20%	5
INDIANA STATE DEPARTMENT OF HEALTH LABORATORIES			5	100%	5
DEPARTMENT OF HEALTH AND HUMAN SERVICES LANSING			5	100%	5
LAKE COUNTY DETENTION CENTER		3	2	40%	5
SOUTH BEND MEDICAL FOUNDATION			5	100%	5
FLORIDA DEPARTMENT OF HEALTH - INVERNESS		3	2	40%	5
LPG PEDIATRICS AT CAPE CORAL		5			5
RHEA MEDICAL CENTER		5			5
ADVENT HEALTH - TUSKAWILLA		4	1	20%	5
BAYSIDE URGENT CARE CENTER INC			5	100%	5
MEDEXPRESS URGENT CARE - MBURG COMMONS		5			5
FINLAY		1	4	80%	5
KEYSTONE REHABILITATION AND HEALTH CENTER		1	4	80%	5
SJH			5	100%	5
MENORAH MANOR			5	100%	5
CVS NV408817POCT LAS VEGAS		1	4	80%	5
AHC Decatur County		5			5
LIVING WATERS MEDICAL CENTER			5	100%	5
CLINICAL CARE INC			5	100%	5
THONOTOSASSA COMMUNITY HEALTH CENTER		1	4	80%	5
APOLLO GARDENS RETIREMENT RESIDENCE CARE		5			5
WESTMINSTER SHORES			5	100%	5
MARTHA A PRICE MD PA		2	3	60%	5
MINUTECLINIC, LLC #1431		4	1	20%	5
PRL NYC PANDEMIC RESPONSE LAB			5	100%	5
Hiawatha Care Center		5			5
COPELAND MEDICAL CLINIC		3	2	40%	5

# COVID-19: testing by laboratory

Data through Apr 9, 2021 verified as of Apr 10, 2021 at 09:25 AM

Data in this report are provisional and subject to change.

The numbers in the table below represent the number of Florida and non-Florida residents for whom test results were received by the Department of Health. A person can be tested by more than one laboratory and can have both positive and negative results. **Therefore, the sum of the numbers in each column will be larger than the total number of people tested.**

Reporting lab	Inconclusive	Negative	Positive	Percent positive	Total
HILLSBOROUGH COUNTY HEALTH DEPARTMENT			5	100%	5
QUINTON MEMORIAL HEALTH CARE CENTER		5			5
CVS MINUTE CLINIC DIAGNOSTIC MED GRP OF CAL		5			5
MEDICAL CENTER OF BLOUNTSTOWN			5	100%	5
EGL GENETICS DIAGNOSTICS			5	100%	5
MEDEXPRESS URGENT CARE - WILLIAMSPORT		4	1	20%	5
ELITE MEDICAL CENTER		1	4	80%	5
CVS TX7821POCT LEAGUE CITY		5			5
MOUNT SINAI BROOKLYN LABORATORY		4	1	20%	5
Highland Pines Health and Rehab		5			5
PAUL GRECO MD CONCIERGE MEDICAL SERVICES PL		5			5
MINUTECLINIC DIAGNOSTIC OF OHIO #6147		4	1	20%	5
OHSU MOLECULAR MICROBIOLOGY LAB		4	1	20%	5
MID - FLORIDA PATHOLOGY LLC		1	4	80%	5
ADVENTHEALTH CAR CENTER APOPKA			5	100%	5
GREENVILLE MEMORIAL HOSPITAL LAB			5	100%	5
CLINICAL PATHOLOGY LABORATORIES			5	100%	5
BAYCARE MEDICAL GROUP, INC		5			5
ELITE CARE			5	100%	5
COMMONS AT ORLANDO LUTHERAN TOWERS SNF			5	100%	5
INVESCLINIC US, LLC		5			5
NORTH SHORE HEMATOLOGY-ONCOLOGY ASSOCIATES, PC		5			5
BROOKDALE NEW PORT RICHEY			5	100%	5
CARL R DARNALL ARMY MEDICAL CENTER			5	100%	5
CELERION			5	100%	5
FLORIDA HOSPITAL LAKE MARY		5			5
WHITE WILSON MEDICAL CENTER - FWB		1	4	80%	5
CAPE COD HOSPITAL			5	100%	5
Army Residence Community		5			5
PEDIATRICS OF ALTAMONTE		5			5
MINUTECLINIC, LLC #7139		5			5
MEDEXPRESS URGENT CARE MURRYSVILLE		3	2	40%	5
DIAMOND SPEEDWAY DIALYSIS		1	4	80%	5
MILLER COUNTY HOSPITAL		5			5
OCCMED SOLUTIONS		2	3	60%	5
MEASE CONTINUING CARE		3	2	40%	5
CVS NC3853POCT BURLINGTON		4	1	20%	5
LAKE BUTLER HOSPITAL		5			5
WATERTOWN URGENT CARE PLLC		5			5
SANTOS REHABILITATION CENTER INC			5	100%	5
Samuel S. Stratton VAMC		5			5
BROWNE MEDICAL LLC		3	2	40%	5
Life Care Center of Estero			5	100%	5
INVERNESS FAMILY CARE HIGH RISK PLLC			5	100%	5
Hillspring of Springboro		5			5
CVS IN8669POCT INDIANAPOLIS		4	1	20%	5

# COVID-19: testing by laboratory

Data through Apr 9, 2021 verified as of Apr 10, 2021 at 09:25 AM

Data in this report are provisional and subject to change.

The numbers in the table below represent the number of Florida and non-Florida residents for whom test results were received by the Department of Health. A person can be tested by more than one laboratory and can have both positive and negative results. **Therefore, the sum of the numbers in each column will be larger than the total number of people tested.**

Reporting lab	Inconclusive	Negative	Positive	Percent positive	Total
CVS OH2518POCT COLUMBUS		4	1	20%	5
CVS TN7698POCT KNOXVILLE		5			5
DOCS URGENT CARE		1	4	80%	5
ADVICE FOR OPTIMAL WELLNESS		2	3	60%	5
NHC HealthCare Anniston		5			5
LEE COMMUNITY HEALTHCARE INC DUNBAR		5			5
OURMED		4	1	20%	5
FLORIDA PRIMARY & SPECIALTY CARE		5			5
MINUTECLINIC DIAGNOSTIC OF PENNSYLVANIA, LLD #1545		5			5
MIZELL MEMORIAL HOSPITAL			5	100%	5
SCIENCE CARE			5	100%	5
OWL NOW URGENT CARE			5	100%	5
BOROPARK URGENT CARE		4	1	20%	5
CVS MA447POCT NORTHAMPTON		3	2	40%	5
INNOVATIVE COVID-DIVERSEY			5	100%	5
ALLIANCE FOR MULTISPECIALTY RESEARCH		5			5
MINNESOTA DEPARTMENT OF HEALTH PUBLIC HEALTH LABORATORY DIVISION	1		4	80%	5
PRINCIPLE HOSPICE SERVICE, LLC			5	100%	5
WILSON PEDIATRICS			5	100%	5
CVS NC3803POCT MOORESVILLE		5			5
NORTHERN MICHIGAN UNIVERSITY ATHLETICS		5			5
ENT AND ALLERGY ASSOCIATES OF FLORIDA, LLC			5	100%	5
CVS MA1845POCT WILMINGTON		4	1	20%	5
FRANCES WARDE MEDICAL LABORATORY		2	3	60%	5
MORGAN STANLEY HEALTH CENTER		5			5
MEDICAL UNIVERSITY SC HOSPITAL			5	100%	5
CVS SC5479POCT INDIAN LAND		5			5
FHPG FAMILY MEDICAL CENTER OF TAMPA BAY		1	4	80%	5
MEDEXPRESS URGENT CARE - FREDERICK		5			5
UNIVERSITY OF MIAMI / SCCC RESEARCH LABORATORY			5	100%	5
BLUETAIL MEDICAL GROUP, LLC		4	1	20%	5
FLAGLER HEALTH SERVICES INC			5	100%	5
ADVENTHEALTH MEDICALGROUP PEDIATRICS AT ORLANDO		5			5
TGH URGENT CARE - WESTCHASE			5	100%	5
FLORIDA PRIMARY CARE AND SPORTS MEDICINE INC		2	3	60%	5
CVS SC1540POCT MYRTLE BEACH		4	1	20%	5
LIFEPLUS HEALTHCARE GROUP INC		5			5
AUGUSTA HEALTH			5	100%	5
CVS PA2688POCT COLLEGEVILLE		5			5
ABSOLUTE HEALTH		5			5
FAMILY TREE DNA			5	100%	5
ORLANDO HEALTH PHYSICIAN GROUP			5	100%	5
INFECTION CONTROL/ EMPHEALTH		3	2	40%	5
HAWTHORNE HEALTH AND REHABILITATION			5	100%	5
MINUTECLINIC MINUTECLINIC #3665		5			5
UPMC HEALTH SYSTEM		4	1	20%	5

# COVID-19: testing by laboratory

Data through Apr 9, 2021 verified as of Apr 10, 2021 at 09:25 AM

Data in this report are provisional and subject to change.

The numbers in the table below represent the number of Florida and non-Florida residents for whom test results were received by the Department of Health. A person can be tested by more than one laboratory and can have both positive and negative results. **Therefore, the sum of the numbers in each column will be larger than the total number of people tested.**

Reporting lab	Inconclusive	Negative	Positive	Percent positive	Total
MINUTECLINIC, DIAGNOSTIC OF TEXAS, LLC		5			5
MEDEXPRESS URGENT CARE HUNTINGTON		5			5
CVS MA1095POCT AMHERST		4	1	20%	5
SOUTH FLORIDA FAMILY HEALTH & RESEARCH CTR			5	100%	5
CVS GA5622POCT DALLAS		3	1	25%	4
H/L of WEst Ashley Rhabilitation and Nursing Center		4			4
APOPKA FAMILY HEALTH CENTER		3	1	25%	4
MARSHFIELD LABORATORIES			4	100%	4
BELLIN HEALTH LAB		1	3	75%	4
WYOMING PUBLIC HEALTH LAB			4	100%	4
MEDEXPRESS URGENT CARE - TULSA, S YALE AVE		4			4
BETTERMED URGENT CARE			4	100%	4
COMMUNITY HEALTH CENTER OF WEST PALM BEACH			4	100%	4
MEDICINE SHOPPE #1306 THE		3	1	25%	4
UNION CITY MANOR NURSING CENTER		4			4
AIREVAC INTERNATIONAL		4			4
RIVER CITY MEDICAL ASSOCIATES INC			4	100%	4
MONTEFIORE MEDICAL CENTER LABS MONTEFIORE		3	1	25%	4
PDL PHARMACY CORP			4	100%	4
FASTMED URGENT CARE			4	100%	4
FISHERMEN'S HOSPITAL			4	100%	4
CVS CA8850POCT HUNTINGTON BEACH		3	1	25%	4
MEDEXPRESS URGENT CARE, FAIRMONT		4			4
BARTON MEMORIAL HOSPITAL		3	1	25%	4
ELIZABETH CITY HEALTH & REHABILITATION		4			4
VIDANT MEDICAL CENTER			4	100%	4
WILLIAM A HINTON STATE LABORATORY INSTITUTE		1	3	75%	4
COOK HOSPITAL AND CARE CENTER		3	1	25%	4
CONSULATE HEATH CARE AT WEST ALTAMONTE			4	100%	4
LEESBURG REGIONAL MEDICAL CENTER URGENT CARE			4	100%	4
Chestnut Park Rehabilitation and Nursing Center		4			4
OMNICARE PHARMACY OF TEXAS 1		4			4
CVS SC2269POCT COLUMBIA		3	1	25%	4
FLORENCE - HUNTSVILLE HOSPITAL URGENT CARE		3	1	25%	4
MOBILE URGENT CARE			4	100%	4
MINUTECLINIC DIAGNOSTIC OF MICHIGAN, P		4			4
SOUTHEASTERN REGIONAL MEDICAL CENTER			4	100%	4
PANCARE HEALTH - PONCE DE LEON			4	100%	4
Sears Coastal Nursing and Rehab		4			4
BETHPAGE EXTENDED HOURS CENTER		4			4
ACCENT PHYSICIAN SPECIALISTS PA		4			4
DTR LABS		3	1	25%	4
Bethany Health and Rehab		4			4
SANFORD SOUTH UNIVERSITY		4			4
DOCTORS HOSPITAL LAB MEDICAL OFFICE BUILDING			4	100%	4
BIOTEST PLASMA CENTER		4			4

# COVID-19: testing by laboratory

Data through Apr 9, 2021 verified as of Apr 10, 2021 at 09:25 AM

Data in this report are provisional and subject to change.

The numbers in the table below represent the number of Florida and non-Florida residents for whom test results were received by the Department of Health. A person can be tested by more than one laboratory and can have both positive and negative results. **Therefore, the sum of the numbers in each column will be larger than the total number of people tested.**

Reporting lab	Inconclusive	Negative	Positive	Percent positive	Total
SOUTH FLORIDA PEDIATRIC PARTNERS			4	100%	4
CVS MA1022POCT CAMBRIDGE		4			4
PM PEDIATRICS OF BAYSIDE, PLLC - MANHASSET		4			4
CORTLAND REGIONAL MEDICAL CENTER		4			4
INTERMARKET FACILITY			4	100%	4
DEPARTMENT OF PATHOLOGY ROME MEMORIAL		3	1	25%	4
SOUTHLAND SUITES OF LAKE LAND			4	100%	4
AURORA BAYCARE UROLOGY			4	100%	4
ADVENTHEALTH MEDICAL GROUP INTERNAL MEDICINE		3	1	25%	4
SOMA MEDICAL CENTER PA #3 PALOMINO			4	100%	4
MEDEXPRESS URGENT CARE - WAXAHACHIE, N HIGHWAY 77		2	2	50%	4
TARPON SPRINGS PEDIATRICS, LLC			4	100%	4
COLONIAL MEDICAL CENTER-EAST ORLANDO			4	100%	4
MEDEXPRESS URGENT CARE MARTINSBURG		2	2	50%	4
GILCHRIST COUNTY HEALTH DEPT			4	100%	4
CVS IN7653POCT EVANSVILLE		3	1	25%	4
SIGNATURE CARE EMERGENCY CENTER		2	2	50%	4
MARK HOANG MD PA			4	100%	4
Marian Manor, Inc		4			4
BLACK STALLION WALK IN AND EXERCISE CLINICS LLC		1	3	75%	4
LB Broen Home		4			4
LEON MEDICAL CENTERS, LLC			4	100%	4
WALGREENS #03287		4			4
MEDEXPRESS URGENT CARE - WEST ST PAUL, ROBERT ST S		3	1	25%	4
NHC HealthCare, Pulaski		4			4
NEXT BIO RESEARCH SERVICES, LLC		1	3	75%	4
PEACEHEALTH LABORATORIES		3	1	25%	4
MEDEXPRESS URGENT CARE - EWING		4			4
ENGLE CENTER FOR HEALTH SERVICES		4			4
HAMPTON ALF AT 24TH ROAD LLC			4	100%	4
IMA MEDICAL CENTER OF OVIEDO			4	100%	4
ADVENTHEALTH MEDICAL GROUP COMMUNITY MEDICINE		3	1	25%	4
SHARP MEMORIAL HOSPITAL MICROBIOLOGY DEPT			4	100%	4
AIRCARE INTERNATIONAL		4			4
PRIMECARE		2	2	50%	4
ST LUKES HOSPITAL LABORATORY		2	2	50%	4
CVS IN5696POCT FORT WAYNE		4			4
FAMILY MEDICAL CLINIC HOMESTEAD, LLC			4	100%	4
ManorCare Rehabilitation Center- Decatur		4			4
KENTUCKY CABINET FOR HEALTH AND FAMILY SERVICES			4	100%	4
CENTRAL FLORIDA INTERNAL OCCUPATIONAL AND		4			4
MEDEXPRESS URGENT CARE-SCOTT TOWNSHIP		3	1	25%	4
JOHNNIE RUTH CLARKE LAB			4	100%	4
MEDEXPRESS URGENT CARE - SUMMERSVILLE, WEBSTER RD		4			4
University Plaza Rehabilitation and Nursing			4	100%	4
MONTANA DEPARTMENT OF PUBLIC HEALTH & HUMAN SERVICES			4	100%	4

# COVID-19: testing by laboratory

Data through Apr 9, 2021 verified as of Apr 10, 2021 at 09:25 AM

Data in this report are provisional and subject to change.

The numbers in the table below represent the number of Florida and non-Florida residents for whom test results were received by the Department of Health. A person can be tested by more than one laboratory and can have both positive and negative results. **Therefore, the sum of the numbers in each column will be larger than the total number of people tested.**

Reporting lab	Inconclusive	Negative	Positive	Percent positive	Total
REGIONAL MEDICAL LAB			4	100%	4
L3HARRIS FAMILY MEDICAL CENTER			4	100%	4
MOUNT SINAI AVENTURA DIAGNOSTIC CENTER			4	100%	4
CAREWELL 202			4	100%	4
POWERS PEDIATRICS			4	100%	4
BAYLOR ESOTERIC AND MOLECULAR LAB			4	100%	4
ADVENTHEALTH NEW SMYRNA BEACH COMMUNITY HEALTH			4	100%	4
PREMIER PEDIATRICS LLC			4	100%	4
MEMORIAL HEALTH CARE SYSTEMS			4	100%	4
FCHC (OB)-DARWIN SQUARE CTR.			4	100%	4
LOUISIANA DEPT. OF HEALTH AND HOSPITALS-INFECTIOUS DISEASE EPI SECTION			4	100%	4
MINUTECLINIC DIAGNOSTIC MED GRP OF ORA		3	1	25%	4
CVS SC2250POCT COLUMBIA		4			4
RUSSELL SAGE COLLEGE WELLNESS CENTER		4			4
ASCENSION ST VINCENT'S MEDICAL CENTER		3	1	25%	4
MEDEXPRESS URGENT CARE- ALLISON PARK		2	2	50%	4
COLISEUM MED CTR LLC/COLISEUM MED CTRS		3	1	25%	4
ALVARO J DANGOND MD PA		4			4
CHILDREN'S MEDICAL GROUP		4			4
OPTUM OF RED ROAD		4			4
MD NOW URGENT CARE - DELRAY WEST			4	100%	4
UNIVERSITY OF WASHINGTON MEDICAL CENTER (UWMC) EMERGENCY DEPT.			4	100%	4
TRIDENT BIOMETRICS		3	1	25%	4
CVS AZ9210POCT SCOTTSDALE		4			4
LIFEHOPE LABS			4	100%	4
CVS TX8387POCT AUSTIN		4			4
COVENIENT CARE MEDICAL CLINIC			4	100%	4
Kroger 186 - The Little Clinic Holiday Manor		3	1	25%	4
LIVERNE HEALTH AND REHABILITATION		4			4
DOCTORS HOSPITAL OF AUGUSTA		4			4
BUCKINGHAM PLACE ALF		4			4
PILGRIM PHARMACY INC		4			4
MEADOWS AT CYPRESS GARDENS, THE		3	1	25%	4
CELAL GUROL ERBAY, MD			4	100%	4
NEMOURS CHILDREN'S CLINIC			4	100%	4
ST LUCIE COUNTY HEALTH DEPARTMENT		3	1	25%	4
Kroger 124 - The Little Clinic University		3	1	25%	4
CAREWELL URGENT CARE			4	100%	4
LAKESIDE HOSPITAL BELLE GLADE			4	100%	4
COMMUNITY PHYSICIANS OF NORTH PORT PA			4	100%	4
PHOEBE PUTNEY MEMORIAL HOSPITAL		4			4
Kroger 959 - The Little Clinic Carmel		4			4
AIRPORT CLINIC			4	100%	4
VITAL CARE URGENT CARE			4	100%	4
CVS PA1193POCT JENKINTOWN		4			4
MEDEXPRESS URGENT CARE - MARKHAM STREE		3	1	25%	4

# COVID-19: testing by laboratory

Data through Apr 9, 2021 verified as of Apr 10, 2021 at 09:25 AM

Data in this report are provisional and subject to change.

The numbers in the table below represent the number of Florida and non-Florida residents for whom test results were received by the Department of Health. A person can be tested by more than one laboratory and can have both positive and negative results. **Therefore, the sum of the numbers in each column will be larger than the total number of people tested.**

Reporting lab	Inconclusive	Negative	Positive	Percent positive	Total
USCG SECTOR ST PETE		1	3	75%	4
SARASOTA IMMEDIATE CARE			4	100%	4
CVS AZ5026POCT MESA		4			4
ADVANCED URGENT CARE LLC		1	3	75%	4
WALGREENS #06416		4			4
Grace Rehabilitation of Vero Beach		4			4
Kroger 339 - The Little Clinic Highlands - Bardstown Road		4			4
MINUTECLINIC DIAG OF IND, LLC #6472		4			4
CVS SC4122POCT TAYLORS		4			4
WOMEN'S CARE FLORIDA, LLC		4			4
Willowbrooke Court at Country House		4			4
GASTROENTEROLOGY ASSOC OF PENSACOLA, PA		2	2	50%	4
MEDEXPRESS URGENT CARE - WESTFIELD, E MAIN ST		3	1	25%	4
HELIX DIAGNOSTIX		1	3	75%	4
LIFE CARE HOME HEALTH SERVICES LLC		1	3	75%	4
NATURE COAST PRIMARY CARE LAB LLC		1	3	75%	4
Crowne Health Care of Greenville		4			4
DEVANSH LAB WERKS		1	3	75%	4
TIFT REGIONAL HLTH SYSTEM, INC DBA SOU		4			4
NOT GIVEN		1	3	75%	4
SIGNATURE CARE MONTROSE		2	2	50%	4
MEDAC AT PORTERS NECK			4	100%	4
Kroger 125 - The Little Clinic Castle Rock		3	1	25%	4
LAKE MARY PEDIATRICS			4	100%	4
PM PEDIATRICS OF SELDEN PLLC		4			4
INFINITI LABS INC			4	100%	4
NORTHSIDE HOSPITAL- CHEROKEE		3	1	25%	4
WELLMED AT APOLLO BEACH BLVD		2	2	50%	4
AHC of Mckenzie		4			4
HCR ManorCare Greentree		4			4
CELEBRATION PEDIATRICS			4	100%	4
LATCHER LABORATORY OF A O FOX MEMORIAL		2	2	50%	4
CLINICAL CARE CENTER, INC			4	100%	4
Heartland of Boynton Beach			4	100%	4
FAMILY MEDICINE AT WATERMAN		4			4
CAPTAIN JAMES A. LOVELL FEDERAL HEALTHCARE CENTER			4	100%	4
RAS MEDICAL SOLUTIONS, LLC		3	1	25%	4
THE OASIS ALF		4			4
GERALD CHAMPION REGIONAL MEDICAL CENTE		4			4
CVS MN6811POCT PLYMOUTH		4			4
MINNESOTA DEPARTMENT OF HEALTH LABORATORY	1		3	75%	4
Health Care Center of Jacksonville			4	100%	4
CVS OH3393POCT AURORA		3	1	25%	4
FLORIDA MEDICAL CLINIC -INTERNAL MED DADE CITY			4	100%	4
ADVENTHEALTH MEDICAL GROUP PEDIATRICS		1	3	75%	4
CARENOW URGENT CARE - WINTER SPRINGS		3	1	25%	4



# COVID-19: testing by laboratory

Data through Apr 9, 2021 verified as of Apr 10, 2021 at 09:25 AM

Data in this report are provisional and subject to change.

The numbers in the table below represent the number of Florida and non-Florida residents for whom test results were received by the Department of Health. A person can be tested by more than one laboratory and can have both positive and negative results. **Therefore, the sum of the numbers in each column will be larger than the total number of people tested.**

Reporting lab	Inconclusive	Negative	Positive	Percent positive	Total
Kroger 895 - The Little Clinic Green Hills		4			4
NYC PUBLIC HEALTH LABS			4	100%	4
WE CARE - CARNIVAL CRUISELINE		4			4
NEW YORK PHYSICIANS LLP		4			4
MEDEXPRESS URGENT CARE - SOMERSET TOWNSHIP		4			4
DEPARTMENT OF HEALTH AND ENVIRONMENTAL CONTROL			4	100%	4
Park Ridge Nursing Center		3	1	25%	4
OVIEDO CHILDRENS HEALTH CENTER LLC		1	3	75%	4
IMIC INC RESEARCH			4	100%	4
MEDEXPRESS URGENT CARE - SOUTH PARKERSBURG		4			4
Kroger 752 - The Little Clinic Central Station		3	1	25%	4
PATIENT FIRST - ALLENTOWN			4	100%	4
NEULIFE NEUROLOGICAL SERVICES LLC			4	100%	4
MEDEXPRESS URGENT CARE- FORT WORTH N T		4			4
HAVEN CUSTEAD CARE CENTER		1	3	75%	4
LAKE FOREST PARK OP CO LLC		4			4
CVS IL7017POCT BLOOMINGTON		4			4
Hunterdon Medical Center Laboratory		4			4
PIEDMONT HENRY HOSPITAL, INC		4			4
MINUTECLINIC DIAGNOSTIC OF PENNSYLVAN		3	1	25%	4
MEDEXPRESS URGENT CARE, LANCASTER WEST		2	2	50%	4
URGENT CARE - OCONEE		2	2	50%	4
CVS MA507POCT LEOMINSTER		3	1	25%	4
PANCARE HEALTH YOUNGSTOWN			4	100%	4
SunTerrace Health Care Center		3	1	25%	4
SMOKY MOUNTAIN URGENT CARE AND FAMILY MEDICINE CENTER			4	100%	4
ORANGE COUNTY HEALTH DEPARTMENT		2	2	50%	4
ASCENDI HOME HEALTH AGENCY INC			4	100%	4
FAMILY MEDICINE AT WINTER PARK			4	100%	4
CVS OH6149POCT UPPER ARLINGTON		2	2	50%	4
MEDICAL CENTER ENTERPRISE			4	100%	4
UNIVERSITY OF MICHIGAN		2	2	50%	4
MD ANDERSON			4	100%	4
Westminster Manor		3	1	25%	4
CULLMAN REGIONAL MEDICAL CENTER		3	1	25%	4
BOND & STEELE CLINIC PA D/B/A BOND CLINIC PA		4			4
UNC HOSPITAL/MCLENDON CLINICAL LABORATORIES			4	100%	4
GEISINGER MEDICAL CENTER		2	2	50%	4
WINDER NURSING INC DBA WINDER HEALTH CARE		4			4
PHYSICIANS IMMEDIATE CARE AURORA			4	100%	4
SINAI PLAZA NURSING AND REHAB CENTER			4	100%	4
MEDEXPRESS URGENT CARE-PASADENA		4			4
CVS TX7288POCT DALLAS		4			4
CULLMAN REGIONAL URGENT CARE		3	1	25%	4
TRUE HEALTH- HOFFNER		3	1	25%	4
HEALTHQUEST, INC		3	1	25%	4

# COVID-19: testing by laboratory

Data through Apr 9, 2021 verified as of Apr 10, 2021 at 09:25 AM

Data in this report are provisional and subject to change.

The numbers in the table below represent the number of Florida and non-Florida residents for whom test results were received by the Department of Health. A person can be tested by more than one laboratory and can have both positive and negative results. **Therefore, the sum of the numbers in each column will be larger than the total number of people tested.**

Reporting lab	Inconclusive	Negative	Positive	Percent positive	Total
HOME DOCS		2	2	50%	4
ADVENTHEALTH GORDON		4			4
DEPARTMENT OF HEALTH AND HUMAN SERVICES DIVISION OF BEHAVIORAL HEALTH		1	3	75%	4
LEVY COUNTY DEPT. OF PUBLIC SAFETY		2	2	50%	4
Lakeside Oaks Care Center			4	100%	4
NHC HealthCare, Cookeville		4			4
Metro West Nursing and Rehab			4	100%	4
RELIANT ACUTE CARE			4	100%	4
CRESTAR LABS		2	2	50%	4
MINUTECLINIC OF NEVADA-2955 S FT APACH		4			4
MINUTECLINIC DIAG OF IND, LLC #10190		4			4
MINUTECLINIC DIAGNOSTIC OF OHIO #5060		4			4
MINUTECLINIC DIAG OF IND, LLC #6648		3	1	25%	4
EXPRESS TESTING-ONE			4	100%	4
RURAL/METRO MIDSOUTH,		4			4
DOCTORS OFFICE OF NEW JERSEY		4			4
MEDEXPRESS URGENT CARE - WICHITA, S SENECA ST		2	2	50%	4
OHIO CVS STORES		3	1	25%	4
ADVENT HEALTH MEDICAL GROUP		3	1	25%	4
PRESBYTERIAN FAMILY HEALTHCARE-KASEMAN		4			4
HARBOUR ISLAND PEDIATRICS LLC			4	100%	4
MEDEXPRESS - NEWARK		4			4
ACCESS RECOVERY SOLUTIONS LLC			4	100%	4
PLAINVIEW PRIMARY CARE		4			4
AFTER HOURS PEDS			4	100%	4
UNIVERISTY OF MIAMI			4	100%	4
Mill Valley Care Center		4			4
State Lab Unspecifd			4	100%	4
SONIC REFERENCE LABORATORY			4	100%	4
GIEBEIG FAMILY MEDICINE PA			4	100%	4
FLORIDA CANCER SPECIALISTS AND RESEARCH		2	2	50%	4
MINUTECLINIC, LLC #5707		4			4
UNIVERSITY OF MIAMI STUDENT HEALTH SERVICE			4	100%	4
GRADY MEMORIAL HOSPITAL/MICRO			4	100%	4
CAPITAL HEALTH LABORATORY INC			4	100%	4
PIEDMONT NEWNAN HOSPITAL		4			4
CONSOLIDATED LABORATORY SERVICES			4	100%	4
TMH PHYSICIAN PARTNERS SOUTHWOOD		1	3	75%	4
CVS GA2279POCT SUWANEE		4			4
Millennium Nursing & Rehab Center		4			4
CENTERPLACE HEALTH, INC			4	100%	4
WALGREENS #07034		4			4
MICHIGAN HEALTH CLINIC LABORATORIES		3	1	25%	4
MINUTE CLINIC DIAGNOSTIC OF VIRGINIA, LLC #6292		3	1	25%	4
REFUGE A HEALING PLACE, THE			4	100%	4
GUTHRIE MEDICAL GROUP - CORNING		3	1	25%	4

# COVID-19: testing by laboratory

Data through Apr 9, 2021 verified as of Apr 10, 2021 at 09:25 AM

Data in this report are provisional and subject to change.

The numbers in the table below represent the number of Florida and non-Florida residents for whom test results were received by the Department of Health. A person can be tested by more than one laboratory and can have both positive and negative results. **Therefore, the sum of the numbers in each column will be larger than the total number of people tested.**

Reporting lab	Inconclusive	Negative	Positive	Percent positive	Total
BROOKDALE WEST BOYNTON BEACH		4			4
CVS MA2297677CV BOSTON		4			4
CVS M05655POCT LIBERTY		1	3	75%	4
MINUTECLINIC DIAGNOSTIC OF NORTH CARO		4			4
FHPG TAMPA PRIMARY CARE			4	100%	4
CVS OH2342POCT WEST CHESTER		3	1	25%	4
CVS CT718POCT ANSONIA		4			4
FLORIDA HEART AND VASCULAR			4	100%	4
MED EXPRESS URGENT CARE PC - MARYLAND		3	1	25%	4
REHABILITATION CENTER OF WINTER PARK,THE			4	100%	4
CARENOW-LEBANON		2	2	50%	4
NDX-CORE LAB			4	100%	4
UF HEALTH PATHOLOGY LABORATORIES			4	100%	4
MEDEXPRESS URGENT CARE - FORT SMITH		4			4
PARKWAY DRUGS OF ONEIDA COUNTY NORTH I		3	1	25%	4
CVS OH4499POCT LYNDHURST		2	2	50%	4
Crowne Health Care of Montgomery		4			4
ST. MARY'S HOSPITAL			4	100%	4
PHYSICIANS QUALITY CARE			4	100%	4
MINUTECLINIC DIAGNOSTIC OF WISCONSIN, LLC		4			4
SOUTH FLORIDA RESEARCH ORGANIZATION			4	100%	4
Calusa Harbour			4	100%	4
DACH MAIN LAB			4	100%	4
FLORIDA HOSPITAL ALTAMONTE		2	2	50%	4
NORTH OKALOOSA CLINIC CORP		1	3	75%	4
SKYLINE UROLOGY		4			4
ROAN DRUG COMPANY LLC		4			4
MINUTECLINIC LLC (2335)		3	1	25%	4
MEDEXPRESS URGENT CARE - WALDORF, CRAIN HWY		4			4
SACRED HEART HEALTH SYSTEMS INC			4	100%	4
DEPARTMENT OF HEALTH AND HUMAN SERVICES		2	2	50%	4
INSTANT MEDICAL CARE CENTER		3	1	25%	4
SUMNER REGIONAL MEDICAL CENTER		3	1	25%	4
JOSEPH SCHENKER MD PC		4			4
MINUTECLINIC DIAGNOSTIC MED GRP OF SAN		3	1	25%	4
MEDEXPRESS URGENT CARE PLEASANT HILLS		3	1	25%	4
BETHPAGE MEDICAL PLLC		4			4
Loretto Health and Rehabilitation Center		4			4
ARCPPOINT LABS OF ALTAMONTE SPRINGS		2	2	50%	4
CLINICAL ASSOCIATES OF ORLANDO LLC		4			4
DERMATOLOGY SPECIALISTS OF FL - DR. JON WARD			4	100%	4
PARADISE VILLA ALF INCORPORATED		4			4
Georgiana Health and Rehabilitation, LLC		4			4
DEACONESS HOSPITAL			4	100%	4
ANY LAB TEST FAST CORP		3	1	25%	4
MEDEXPRESS URGENT CARE - BECKLEY		2	2	50%	4

# COVID-19: testing by laboratory

Data through Apr 9, 2021 verified as of Apr 10, 2021 at 09:25 AM

Data in this report are provisional and subject to change.

The numbers in the table below represent the number of Florida and non-Florida residents for whom test results were received by the Department of Health. A person can be tested by more than one laboratory and can have both positive and negative results. **Therefore, the sum of the numbers in each column will be larger than the total number of people tested.**

Reporting lab	Inconclusive	Negative	Positive	Percent positive	Total
HARBORCHASE OF VILLAGES CROSSING			4	100%	4
PORT ORANGE NURSING & REHAB			4	100%	4
INDUSTRY LAB DIAGNOSTIC PARTNERS			4	100%	4
CLINICAL LABORATORIES OF THE BUFFALO		3	1	25%	4
MINUTECLINIC DIAGNOSTIC OF OHIO #6139		4			4
IVY CREEK URGENT CARE OF ENTERPRISE			4	100%	4
CVS IL1170POCT JOLIET		4			4
INTRACOASTAL LABS INC		4			4
RML PHARMACY PC		4			4
MINUTECLINIC, LLC (CLINIC 10928)		4			4
CVS MA394POCT SEEKONK		4			4
JFK INTERNAL MEDICINE FACULTY PRACTICE		2	2	50%	4
GENUS DIAGNOSTICS			4	100%	4
HEART OF FLORIDA HEALTH CENTER INC		1	3	75%	4
ARCPPOINT LABS OF FORT LAUDERDALE, FL CENTRAL		1	3	75%	4
MINUTE-CLINIC DIAGNOSTIC OF VIRGINIA, LLC #3949		4			4
ENCOMPASS HOME HEALTH		4			4
BAPTIST HEALTH MEDICAL CENTER			4	100%	4
AFFINITY URGENT CARE			4	100%	4
STONE CLINICAL LABORATORIES OF FL LLC		4			4
BETHESDA HOSPITAL WEST BLOOD GAS LAB			4	100%	4
LIFELINK OF FLORIDA		2	2	50%	4
MINUTECLINIC DIAG OF IND LLC #1367		4			4
ELEVATION DIAGNOSTICS		4			4
MIAMI COMMUNITY HEALTH CENTER INC		1	3	75%	4
GENEVA GENERAL HOSPITAL LABORATORY		3	1	25%	4
REMEDY URGENT CLINIC		2	2	50%	4
ST PETE DIRECT PRIMARY CARE		2	2	50%	4
CVS PA258POCT MCKEES ROCKS		4			4
ManorCare Health Services Camp Hill		4			4
MONROE COUNTY DEPT OF PUBLIC HEALTH ST		4			4
MAILBOX DIAGNOSTICS		2	2	50%	4
SOUTHWESTERN REGIONAL MEDICAL CENTER - TULSA		4			4
MEDEXPRESS URGENT CARE - TEAYS VALLEY		3	1	25%	4
DEPARTMENT OF HEALTH/ NEW YORK			4	100%	4
DYNACARE LABORATORIES			4	100%	4
WESLEY CHAPEL INTERNAL MEDICINE AND PEDIATRICS			4	100%	4
Brookcrest Nursing Home		4			4
MALABAR FAMILY PRACTICE		1	3	75%	4
FLORIDA HEALTHCARE PLAN			4	100%	4
FHCP - ORMOND BEACH			4	100%	4
MEMORIAL HEALTHCARE SYSTEM		1	3	75%	4
MEDFIRST URGENT CARE			4	100%	4
PALM BEACH CANCER INSTITUTE			4	100%	4
MEDEXPRESS URGENT CARE - KOKOMO		4			4
URGENT CARE OF THE SMOKIES			4	100%	4

# COVID-19: testing by laboratory

Data through Apr 9, 2021 verified as of Apr 10, 2021 at 09:25 AM

Data in this report are provisional and subject to change.

The numbers in the table below represent the number of Florida and non-Florida residents for whom test results were received by the Department of Health. A person can be tested by more than one laboratory and can have both positive and negative results. **Therefore, the sum of the numbers in each column will be larger than the total number of people tested.**

Reporting lab	Inconclusive	Negative	Positive	Percent positive	Total
SARASOTA PERSONAL MEDICINE		2	2	50%	4
MID FLORIDA HEALTH INC			4	100%	4
BARRANCO CLINIC PA, THE	1	3			4
CARE ONE PRIMARY CARE			4	100%	4
FLORIDA HEALTH CARE PLANS STIRLING CENTER			4	100%	4
OKLAHOMA STATE UNIVERSITY DIAGNOSTIC LAB			4	100%	4
EXTENDICARE HEALTH & REHAB CENTER		4			4
PINELLAS POINT NURSING AND REHAB			4	100%	4
EPI			4	100%	4
CVS CT750POCT ENFIELD		4			4
CANDLER HOSPITAL PATHOLOGY LABORATORY		2	2	50%	4
CORIZON HEALTH INC			4	100%	4
Kroger 635 - The Little Clinic Dacula		3			3
BAPTIST OUTPATIENT SERVICES			3	100%	3
ADVENT HEALTH - CENTRAL PASCO ER			3	100%	3
ALOHA HOME CARE LLC DBA ACCENTCARE HOME HEALTH OF		3			3
PREMIER FAMILY AND SPORTS MEDICINE		2	1	33%	3
URGENT DOC - URGENT CARE CLINIC			3	100%	3
BAPTIST HEALTH SURGERY CENTER AT NORTHPOINT			3	100%	3
LIVINGSTON COUNTY DEPT OF HEALTH REPRO			3	100%	3
MINUTECLINIC DIAGNOSTIC, PA		3			3
NYU WINTHROP LABORATORY		3			3
EASTSIDE MEDICAL CENTER		3			3
MEDEXPRESS URGENT CARE - LAWRENCE		3			3
ASPIRUS WAUSAU HOSPITAL			3	100%	3
PIEDMONT FAYETTE HOSPITAL		2	1	33%	3
KISSIMMEE URGENT CARE		3			3
BAYSTATE MEDICAL CENTER		1	2	67%	3
MEDEXPRESS URGENT CARE, CHAMBERSBURG		2	1	33%	3
GYN PATH SERVICES			3	100%	3
CVS SC4382POCT SPARTANBURG		3			3
PRISMA HEALTH MIDLANDS			3	100%	3
CVS PA7611POCT ALLISON PARK		3			3
EVERGREEN WOODS HEALTH & REHAB CENTER		2	1	33%	3
WALGREENS #10264		3			3
ESCO DRUG CO INC		3			3
Kroger 522 - The Little Clinic Gahanna		2	1	33%	3
Kroger 768 - The Little Clinic Leestown Rd		2	1	33%	3
CVS CA9103POCT ESCONDIDO		3			3
NORTH SHORE HOSP. INFECTION CONTROL			3	100%	3
NOVANT HEALTH PRESBYTERIAN		2	1	33%	3
BAPTIST HOSPITAL NURSING/PATIENT CARE			3	100%	3
FLORIDA HOSPITAL PHYSICIANS GROUP		1	2	67%	3
DOCTOR 4 U CLINIC		1	2	67%	3
THOMAS LANGLEY			3	100%	3
ORLANDO REGIONAL HEALTH SERVICES		1	2	67%	3

# COVID-19: testing by laboratory

Data through Apr 9, 2021 verified as of Apr 10, 2021 at 09:25 AM

Data in this report are provisional and subject to change.

The numbers in the table below represent the number of Florida and non-Florida residents for whom test results were received by the Department of Health. A person can be tested by more than one laboratory and can have both positive and negative results. **Therefore, the sum of the numbers in each column will be larger than the total number of people tested.**

Reporting lab	Inconclusive	Negative	Positive	Percent positive	Total
BAPTIST PRIMARY CARE FERNANDINA BEACH			3	100%	3
MEDEXPRESS URGENT CARE GREENSBURG		2	1	33%	3
SURETOX LABORATORY LLC		2	1	33%	3
MEDEXPRESS URGENT CARE NORWIN		3			3
ASPEN VALLEY HOSPITAL			3	100%	3
MUNSON MEDICAL CENTER			3	100%	3
SUMMIT MEDICAL GROUP - WEST ORANGE		3			3
HOMELAND CENTER		3			3
HOUSTON METHODIST HOSPITAL			3	100%	3
DEBORAH HEART AND LUNG CENTER		3			3
COMMUNITY HEALTH CENTERS OF PINELLAS, INC		1	2	67%	3
MEDEXPRESS URGENT CARE - ANDERSON		3			3
BRADENTON PHYSICIAN MEDICAL CENTER			3	100%	3
Englewood Health Care Center		3			3
EVENING PEDIATRICS INC		1	2	67%	3
GARCIA MORALES NELSON			3	100%	3
LRHS Florida Poly Tech		3			3
MEDEXPRESS URGENT CARE - WILKES BARRE		2	1	33%	3
GROVES CENTER			3	100%	3
LEXINGTON MEDICAL CENTER		1	2	67%	3
BETHESDA HOSPITAL EAST BLOOD GAS LAB			3	100%	3
EXCEL URGENT CARE OF NJ, LLC		1	2	67%	3
CVS IL3163POCT OAK PARK		3			3
CVS TN7144POCT BARTLETT		3			3
NORTH BROWARD HOSPITAL DISTRICT HEALTHCARE FOR THE HOMELESS			3	100%	3
SUPER HEALTH PHARMACY LLC		3			3
CARECENTER PHARMACY, LLC		3			3
DOCTORS HOSPITAL RENAISSANCE			3	100%	3
MINUTECLINIC DIAGNOSTIC OF NEVADA-9586		2	1	33%	3
FREDERICK MEMORIAL HOSPITAL			3	100%	3
F W HUSTON MEDICAL CENTER SENIOR LIVIN		3			3
COOPER UNIVERSITY HOSPITAL LABORATORY		2	1	33%	3
AFC URGENT CARE GUNBARREL			3	100%	3
MEDIC INFUSION PA		3			3
ANN STORCK CENTER INC		3			3
Kroger 448 - The Little Clinic Mason		3			3
MEDFUSION		2	1	33%	3
Mitchell Hollingsworth Nursing and Rehab		3			3
INTERNAL MEDICINE AND WOUND CARE SPECIALIST LLC		3			3
WHOLE CHILD PEDIATRICS			3	100%	3
AFC URGENT CARE/FARRAGUT			3	100%	3
PICHARDO CLINIC, THE		1	2	67%	3
FULGENT GENETICS HOUSTON		3			3
CVS MA920POCT CLINTON		3			3
STARMED FAMILY & URGENT CARE			3	100%	3
CVS NJ715POCT WAYNE		3			3

# COVID-19: testing by laboratory

Data through Apr 9, 2021 verified as of Apr 10, 2021 at 09:25 AM

Data in this report are provisional and subject to change.

The numbers in the table below represent the number of Florida and non-Florida residents for whom test results were received by the Department of Health. A person can be tested by more than one laboratory and can have both positive and negative results. **Therefore, the sum of the numbers in each column will be larger than the total number of people tested.**

Reporting lab	Inconclusive	Negative	Positive	Percent positive	Total
PARKLAND HEALTH & HOSPITAL			3	100%	3
OMNI HEALTHCARE INC		1	2	67%	3
SUN TERRACE HEALTH CARE CENTER			3	100%	3
C19 LABS			3	100%	3
CLARA MAASS TRANSITIONAL CARE UNIT		3			3
Kroger 387 - The Little Clinic Hubbards Lane		3			3
WEST COCOA PHARMACY			3	100%	3
COVENANT PEDIATRICS		1	2	67%	3
CANOPY PEDIATRICS		3			3
FOUR WINDS BEHAVIORAL HEALTH		3			3
CVS OH4359POCT HUDSON		3			3
ADVENTHEALTH MEDICAL GROUP PEDIATRICS AT APOPKA		3			3
Hackensack Univ Medical Center At Pasc		2	1	33%	3
CVS NC7548POCT FUQUAY VARINA		2	1	33%	3
NEW YORK STATE DEPARTMENT OF HEALTH		1	2	67%	3
HEALGEN SCIENTIFIC			3	100%	3
CVS NC2749POCT CONCORD		3			3
CVS IN6551POCT MOORESVILLE		3			3
SOLERA SPECIALTY PHARMACY LLC		2	1	33%	3
ADVENTHEALTH IMAGING LAKE NONA		1	2	67%	3
SCHIFF CENTER FOR LIVER DISEASES		1	2	67%	3
CVS TX7156POCT RICHARDSON		3			3
MIDDLETON PEDIATRICS			3	100%	3
ACCESS 365 URGENT CARE LLC		1	2	67%	3
UNIVERSITY OF KANSAS MEDICAL CENTER			3	100%	3
FLORIDA MEDICAL ASSOCIATES		3			3
SCRIPPS CLINIC MEDICAL			3	100%	3
MEDICAL SERVICES OF AMERICA HOME HEALTH		3			3
CVS PA2687POCT EXTON		3			3
ADVENTHEALTH MEDICAL GROUP ADULT AND SENIOR HEALTH			3	100%	3
WEILL CORNELL MEDICAL ASSOCIATES - EAST SIDE		3			3
TARRANT COUNTY PUBLIC HEALTH		3			3
QUALITY LABORATORY SERVICE		2	1	33%	3
BROOKDALE OAKBRIDGE		1	2	67%	3
FLORIDA GASTROENTEROLOGY ASSOCIATES PA		3			3
LAURELLWOOD NURSING CENTER		1	2	67%	3
WALGREENS NO 19542		3			3
CONCENTRA - ORLANDO SOUTH II		3			3
CVS IL2297144CV CHICAGO		3			3
MINUTECLINIC DIAGNOSTIC PA #3344		3			3
TMH PHYSICIAN PARTNERS BLOUNTSTOWN			3	100%	3
STRINGFELLOW MEMORIAL HOSPITAL		3			3
NASON HOSPITAL			3	100%	3
LIFE CARE CENTER OF SKAGIT VALLEY		3			3
Kroger 388 - The Little Clinic Braelinn Village		3			3
Concordia Village of Tampa			3	100%	3

# COVID-19: testing by laboratory

Data through Apr 9, 2021 verified as of Apr 10, 2021 at 09:25 AM

Data in this report are provisional and subject to change.

The numbers in the table below represent the number of Florida and non-Florida residents for whom test results were received by the Department of Health. A person can be tested by more than one laboratory and can have both positive and negative results. **Therefore, the sum of the numbers in each column will be larger than the total number of people tested.**

Reporting lab	Inconclusive	Negative	Positive	Percent positive	Total
US SPECIALTY LABS			3	100%	3
MANORCARE NURSING & REHABILITATION CENTER-NAPLES		3			3
CVS NH2257POCT MANCHESTER		3			3
WYOMING DEPT OF HEALTH			3	100%	3
GULF COAST IMMEDIATE CARE CENTER		1	2	67%	3
ORCHID COVE DAYTONA			3	100%	3
TAYLOR MANOR		1	2	67%	3
CUMBERLAND MEDICAL CENTER INC		3			3
THE DOCTORS OFFICE OF BRICK, LLC		3			3
MINUTECLINIC DIAG OF IND, LLC #5369		2	1	33%	3
SOUTH MIAMI HOSPITAL			3	100%	3
CHILDREN'S HEALTHCARE OF ATLANTA		3			3
CARNEGIE HILL PEDIATRICS LLP		3			3
NEBRASKA DEPARTMENT OF HEALTH AND HUMAN SERVICES			3	100%	3
MED FUSION			3	100%	3
BRENTWOOD SENIOR LIVING AT ST PETE			3	100%	3
MEDEXPRESS URGEN CARE - EAST BRUNSWICK		3			3
CVS IL8750POCT CHICAGO		1	2	67%	3
UNITY HEALTH AND REHABILITATION CENTER			3	100%	3
Kennedy University Hospital -Wash Twp L		3			3
NORTH NAPLES HOSPITAL RESPIRATORY THERAPY DEPARTMENT			3	100%	3
UHEALTH JACKSON URGENT CARE - CUTLER BAY		1	2	67%	3
CVS GA5637POCT VILLA RICA		3			3
Maryfield Inc. dba Pennybyrn		3			3
Kroger 592 - The Little Clinic Alexander Plaza		2	1	33%	3
WAL-MART STORES EAST LP		2	1	33%	3
INTERNAL MEDICINE & PEDIATRICS WELLNESS CENTER			3	100%	3
MEDEXPRESS URGENT CARE - CHERRY HILL		3			3
Rosedale Green		3			3
BREVARD FAMILY WALK IN CLINIC			3	100%	3
Bainbridge Health and Rehab		3			3
CVS RI326POCT NORTH SMITHFIELD		3			3
CONCENTRA - PLANTATION		3			3
Medilodge of Montrose		3			3
SPARROW CENTRAL LAB			3	100%	3
WHITE EARTH IHS MAIN LAB		3			3
CROSSVILLE MEDICAL GROUP		1	2	67%	3
EXCEL URGENT CARE OF PARAMUS LLC		3			3
PHYSICIANS CARE INC		1	2	67%	3
CVS CA9485POCT MISSION VIEJO		3			3
SERENADES BY SONATA		1	2	67%	3
BROOME COUNTY HEALTH DEPARTMENT		2	1	33%	3
MERCY HOSPITAL			3	100%	3
MINUTECLINIC DIAG OF IND, LLC #6483		1	2	67%	3
Lebanon VAMC		2	1	33%	3
QUEST DIAGNOSTICS CLINICAL LABORATORIES INC		2	1	33%	3



# COVID-19: testing by laboratory

Data through Apr 9, 2021 verified as of Apr 10, 2021 at 09:25 AM

Data in this report are provisional and subject to change.

The numbers in the table below represent the number of Florida and non-Florida residents for whom test results were received by the Department of Health. A person can be tested by more than one laboratory and can have both positive and negative results. **Therefore, the sum of the numbers in each column will be larger than the total number of people tested.**

Reporting lab	Inconclusive	Negative	Positive	Percent positive	Total
CHEROKEE COUNTY HEALTH AND REHAB CENTER		3			3
Good Samaritan Society - Fairfield Glade		3			3
THE DOCTOR'S OFFICE OF WEST CALDWELL		3			3
HARBORCHASE OF STUART			3	100%	3
CENTURY LINK SPORTS COMPLEX			3	100%	3
YATES COUNTY PUBLIC HEALTH		3			3
AVANTE INVERNESS		1	2	67%	3
BELL-MINOR HOME		3			3
CRISP REGIONAL HOSPITAL		3			3
ADVENT HEALTH MEDICAL GROUP FAMILY MEDICINE			3	100%	3
NEBRASKA MEDICAL CENTER			3	100%	3
HELIX BIOMEDICS LLC			3	100%	3
CTRS			3	100%	3
BARONESS ERLANGER HOSPITAL		3			3
ST JOSEPHS HOSPITAL PATHOLOGY LAB		3			3
Wynfield Park Health and Rehabilitation		3			3
VA OUTPATIENT CLINIC-NEW PORT RICHEY			3	100%	3
DOUGLASVILLE NURSING AND REHABILITATIO		3			3
SINAI POST ACUTE NURSING AND REHAB CE		3			3
ACL LABORATORIES INDUSTRIAL TOXICOLOGY			3	100%	3
NON-US			3	100%	3
NEMOURS CHILDRENS PRIMARY CARE MAITLAND			3	100%	3
CVS PA7132POCT THORNDALE		3			3
MONTANA PUBLIC HEALTH LAB			3	100%	3
TIFTON CARECONNECT URGENT CARE			3	100%	3
MEDICAL CENTER OF CENTRAL GEORGIA			3	100%	3
NEWSTAR MEDICAL LABORATORIES		3			3
CVS M08555POCT KANSAS CITY		3			3
CVS TX19POCT SPRING		3			3
SOFTCELL L-FORM LABORATORIES, LLC			3	100%	3
CVS PHARMACY INC DBA CVS/PHARMACY #10908		3			3
IOWA DEPARTMENT OF PUBLIC HEALTH			3	100%	3
NASSAU COUNTY HEALTH DEPARTMENT		3			3
TRINITY PEDIATRICS			3	100%	3
MT CARMEL PHARMACY INC		3			3
TRUE HEALTH - LAKE UNDERHILL		3			3
CHILDREN'S HEALTHCARE OF ATLANTA AT EG		3			3
STEAMBOAT EMERGENCY CENTER			3	100%	3
CVS TX5807POCT PEARLAND		3			3
HALIFAX HEALTH CARE FOR WOMEN		3			3
MOBIL LAB FOR ALL INC		3			3
WINDSOR AT OCALA		2	1	33%	3
CVS TX2876POCT PROSPER		3			3
MINUTECLINIC DIAGNOSTIC OF TEXAS, LLC #7435		2	1	33%	3
CARENOW-ATASCOCITA			3	100%	3
AFC/DOCTORS EXPRESS NORTH BERGEN		3			3

# COVID-19: testing by laboratory

Data through Apr 9, 2021 verified as of Apr 10, 2021 at 09:25 AM

Data in this report are provisional and subject to change.

The numbers in the table below represent the number of Florida and non-Florida residents for whom test results were received by the Department of Health. A person can be tested by more than one laboratory and can have both positive and negative results. **Therefore, the sum of the numbers in each column will be larger than the total number of people tested.**

Reporting lab	Inconclusive	Negative	Positive	Percent positive	Total
CVS KS676POCT LAWRENCE		2	1	33%	3
ADVANCED MEDICAL RESEARCH CENTER LLC			3	100%	3
BRANDON REGIONAL EMERGENCY CTR			3	100%	3
COVANCE CLS			3	100%	3
Westside Terrace		3			3
CVS AZ7841POCT TUCSON		3			3
SIGNATURE CARE PFLUGERVILLE			3	100%	3
PARRISH MEDICAL CENTER-WAIVED TESTING		3			3
EAST TENNESSEE CHILDREN'S HOSPITAL		2	1	33%	3
CVS PA4000POCT INDIANA		3			3
CAMPAZZI CONCIERGE MEDICAL SERVICES		2	1	33%	3
BRIGHAM AND WOMEN'S HOSPITAL			3	100%	3
SOUTH LAKE FAMILY HEALTH CENTER			3	100%	3
PEACE OF MIND REHAB CENTER		3			3
MID-FLORIDA PATHOLOGY LLC - MOBILE UNIT # 3		1	2	67%	3
MEDICAL CITY DALLAS HOSPITAL			3	100%	3
VALHALLA MEDICS		3			3
PINELLAS PARK HEALTH CENTER - PINELLAS CHD		1	2	67%	3
SHANDS AT LAKE SHORE LAB		1	2	67%	3
FELICIDAD MEDICAL CENTER INC			3	100%	3
St. Josephs Hospital		1	2	67%	3
NEXTCARE WYOMING LLC			3	100%	3
LEE CONVENIENT CARE AT SUMMERLIN			3	100%	3
ADVANCED HEART CARE OF SOUTH FLORIDA		3			3
RICHMOND CITY DEPARTMENT OF PUBLIC HEALTH			3	100%	3
AUSTIN PUBLIC HEALTH			3	100%	3
MEDEXPRESS URGENT CARE-CHIPPEWA		2	1	33%	3
ADVANCED PEDIATRICS			3	100%	3
COL CROSSROAD		1	2	67%	3
CVS CA9803POCT RIVERSIDE		3			3
EFFINGHAM HOSP, INC, DBA EFFINGHAM HEALTH		3			3
LINCOLN MEDICAL CENTER		3			3
MPG JACKSONVILLE ATLANTIC BLVD		1	2	67%	3
MARTIN MEDICAL CENTER INC		1	2	67%	3
ROANE MEDICAL CENTER		2	1	33%	3
CABELL HUNTINGTON HOSPITAL CLINICAL LAB			3	100%	3
OPTUM FLORIDA		2	1	33%	3
USCG ABBOTT BINAXNOW		2	1	33%	3
Broadview Multi-Care Center		3			3
ACCESS LABORATORIES LLC			3	100%	3
ELITE PRIMARY CARE OF WAYCROSS			3	100%	3
ESTERO FIRE RESCUE		3			3
ADVANCED URGENT CARE CENTER OF THE UPPER KEYS		1	2	67%	3
Kroger 093 - The Little Clinic Stapleton		2	1	33%	3
FRESENIUS KIDNEY CARE			3	100%	3
TRISTAR WELLNESS, LLC		3			3

# COVID-19: testing by laboratory

Data through Apr 9, 2021 verified as of Apr 10, 2021 at 09:25 AM

Data in this report are provisional and subject to change.

The numbers in the table below represent the number of Florida and non-Florida residents for whom test results were received by the Department of Health. A person can be tested by more than one laboratory and can have both positive and negative results. **Therefore, the sum of the numbers in each column will be larger than the total number of people tested.**

Reporting lab	Inconclusive	Negative	Positive	Percent positive	Total
CROWNE HEALTH CARE OF FORT PAYNE		2	1	33%	3
HARBORCHASE OF GAINESVILLE			3	100%	3
CVS AZ7263POCT PHOENIX		3			3
AVALON MEDICAL GROUP		1	2	67%	3
MEDEXPRESS URGENT CARE - DANVILLE		3			3
MARION COUNTY FIRE RESCUE		3			3
OHIO HEALTH DOCTORS HOSPITAL			3	100%	3
CORMEUM LAB SERVICES, LLC			3	100%	3
COVID PROCESSING SITE			3	100%	3
GONZALEZ MD AND ASWAD MD HEALTH SERVICES			3	100%	3
CVS MI8091POCT FRASER		2	1	33%	3
Arbors at Marietta		3			3
CVS NE8616POCT LINCOLN		1	2	67%	3
ADVANCE FAMILY PRACTICE LLC			3	100%	3
TUFTS MEDICAL CENTER			3	100%	3
HEARTLAND - CHARLESTON OF HANAHAN SC,		3			3
ST. LUKE'S HOSPITAL - BETHLEHEM CAMPUS		1	2	67%	3
THE PATHOLOGY LABORATORY		1	2	67%	3
MEDICAL CENTER, THE		3			3
BROOKDALE SENIOR LIVING			3	100%	3
CVS AZ9290POCT PHOENIX		3			3
CVS SC2497POCT LEXINGTON		3			3
AKRON GENERAL MEDICAL CENTER MAIN		3			3
Kroger 758 - The Little Clinic Providence		3			3
PRIMARY CARE SPECIALISTS OF ORLANDO		3			3
CVS PA1657POCT YORK		2	1	33%	3
LEE MEMORIAL HOSPITAL BLOOD GAS LAB			3	100%	3
CVS IN6757POCT COLUMBUS		3			3
MINUTECLINIC DIAGNOSTIC OF PA LLC		3			3
MEDEXPRESS URGENT CARE - TOPEKA, SW WANAMAKER RD		3			3
MEDEXPRESS-HOUSTON EAST FWY		1	2	67%	3
CVS MA969POCT PALMER		3			3
MINUTECLINIC DIAGNOSTIC OF WISCONSIN,		3			3
CVS IN6572POCT INDIANAPOLIS		3			3
ROYAL PALM RETIREMENT CENTRE		3			3
CVS MINUTE CLINIC DIAGNOSTIC MED GRP		3			3
FAMILY TREE MEDICAL GROUP PA		2	1	33%	3
NORTHCREST MEDICAL CENTER		1	2	67%	3
FAMILY FIRST PEDIATRICS			3	100%	3
CVS MO4850POCT SPRINGFIELD		3			3
OLEAN GENERAL HOSPITAL		3			3
TEMPUS_LABS			3	100%	3
CVS OH2486POCT NILES		1	2	67%	3
STARLING AT SAN JOSE			3	100%	3
LUCID LABORATORY SERVICES		3			3
NOVA SOUTHEASTERN UNIVERSITY		2	1	33%	3

# COVID-19: testing by laboratory

Data through Apr 9, 2021 verified as of Apr 10, 2021 at 09:25 AM

Data in this report are provisional and subject to change.

The numbers in the table below represent the number of Florida and non-Florida residents for whom test results were received by the Department of Health. A person can be tested by more than one laboratory and can have both positive and negative results. **Therefore, the sum of the numbers in each column will be larger than the total number of people tested.**

Reporting lab	Inconclusive	Negative	Positive	Percent positive	Total
MIDWAY SPECIALTY CARE RX LLC		1	2	67%	3
Greystone Health Care Center		3			3
Heartland Healthcare Center Boca Raton			3	100%	3
CVS TX3292POCT WYLIE		3			3
HOPE HEALTH CARE, LLC		3			3
LOYOLA UNIVERSITY MEDICAL CENTER LABORATORY			3	100%	3
ALLIANCE LABS @LRMC			3	100%	3
MERCY HEALTH			3	100%	3
SENTARA NORFOLK GENERAL HOSPITAL CENTRAL LAB			3	100%	3
CVS NH6596POCT HAMPTON		3			3
HEALTH AND WELLNESS URGENT CARE LLC			3	100%	3
CVS MA2401POCT MARSHFIELD		3			3
CVS TX7675POCT RED OAK		1	2	67%	3
ST. PETERSBURG PEDIATRICS- 38TH AVENUE			3	100%	3
RAPID CITY RUGENT CARE			3	100%	3
MARRA'S PHARMACY		3			3
PUBLIC HEALTH TRUST OF MIAMI DADE COUNTY			3	100%	3
NHC DICKSON		3			3
EXPEDIAN URGENT CARE			3	100%	3
Kroger 571 - The Little Clinic Hendersonville		1	2	67%	3
COMMUNICABLE DISEASE CONTROL/PUBLIC HEALTH EMERGENCY PREPAREDNESS			3	100%	3
Huntington Health Care and Rehabilitation Center		3			3
ADVENTHEALTH SEBRING- INFECTION CONTROL DEPARTMENT			3	100%	3
Gracemore Nursing and Rehab		3			3
BASCOM PALMER EYE INSTITUTE			3	100%	3
Kroger 627 - The Little Clinic Castleberry		2	1	33%	3
COMMUNITY MEDICAL CENTER			3	100%	3
MINUTECLINIC, LLC #05891		2	1	33%	3
CVS M05727POCT PLATTE CITY		3			3
WOMACK ARMY MEDICAL CENTER			3	100%	3
ERIE COUNTY PUBLIC HEALTH CLINICAL		3			3
ADRIANA M CASTRO MD PA		3			3
SUNDALE NURSING HOME		3			3
Birchaven		3			3
PREMIER MOBILE HEALTH SERVICES, LLC		1	2	67%	3
Oak Creek Terrace		3			3
WALGREENS #04311		3			3
BROADWAY HEALTH FLORIDA MEDICAL CLINIC URGENT CARE			3	100%	3
ONslow MEMORIAL HOSPITAL LABORATORY		3			3
WALGREENS #07502		3			3
Granville Center	1	2			3
RCA LABORATORY SERVICES LLC			3	100%	3
HACKENSACK MERIDIAN URGENT CARE, PC		3			3
CVS AZ1720POCT QUEEN CREEK		3			3
John Knox Manor Inc II		2	1	33%	3
JOJAN PHARMA INC		3			3

# COVID-19: testing by laboratory

Data through Apr 9, 2021 verified as of Apr 10, 2021 at 09:25 AM

Data in this report are provisional and subject to change.

The numbers in the table below represent the number of Florida and non-Florida residents for whom test results were received by the Department of Health. A person can be tested by more than one laboratory and can have both positive and negative results. **Therefore, the sum of the numbers in each column will be larger than the total number of people tested.**

Reporting lab	Inconclusive	Negative	Positive	Percent positive	Total
VELOCITY CARE			3	100%	3
LITTLE SPURS PEDIATRIC URGENT CARE		1	2	67%	3
BAPTIST PRIMARY CARE, INC.		2	1	33%	3
CLINICA HISPANIA			3	100%	3
PEDIATRICS AND ADOLESCENT MEDICINE		2	1	33%	3
PROHEALTH PRIMARY CARE - GLEN OAKS		3			3
CVS CT288POCT BRISTOL		2	1	33%	3
NC STATE LABORATORY OF PUBLIC HEALTH		3			3
LPG PEDIATRICS AT LEHIGH ACRES		2	1	33%	3
FIRST CARE - MIDDLESBORO			3	100%	3
MAYO CLINIC BEACHES PRIMARY CARE CTR		3			3
WEST TN HEALTH MED NORTH		3			3
ADVICE FOR OPTIMAL WELLNESS, INC			3	100%	3
CVS IL8753POCT CHICAGO		3			3
HELIX LW UC		1	2	67%	3
SOUTH BAY CORRECTIONAL FACILITY			3	100%	3
CAPTIAL REGIONAL MEDICAL CENTER			3	100%	3
MEDICAL CENTER OF THE ROCKIES			3	100%	3
WALGREENS #05477		3			3
NORTHWELL HEALTH			3	100%	3
OPP HEALTH AND REHABILITATION		3			3
320 S TRANSIT ST		3			3
MEDEXPRESS URGENT CARE-WILKINS TOWNSHIP, WILLIAM PENN HIGHWAY		3			3
MURFREESBORO MEDICAL CLINIC		3			3
PEDIATRICS BY THE SEA JOG RD OFFICE			3	100%	3
SPRING LAKE REHABILITATION CENTER			3	100%	3
OHIO DEPARTMENT OF HEALTH LABORATORY		2	1	33%	3
SSM HEALTH ST LOUIS MICROBIOLOGY LABORATORY		1	2	67%	3
MOBILE HEALTH MEDICAL SERVICES PC		3			3
Edward Hines, Jr. VA Hospital		2	1	33%	3
IMMERSION RESIDENTIAL LLC			3	100%	3
EXETER HOSPITAL		3			3
CERTIVIA LABORATORIES			3	100%	3
AMI ST FRANCIS HOSPITAL LABORATORY		2	1	33%	3
DELAWARE PUBLIC HEALTH LABORATORY		1	2	67%	3
FLORIDA MEDICAL CENTER			3	100%	3
JUPITER INTERNAL MEDICINE AND ASSOCIATES			3	100%	3
Magnolia Health and Rehab Center			3	100%	3
MAYO		1	2	67%	3
VIRGINIA DIVISION OF CONSOLIDATED LABORATORIES			3	100%	3
UNIVERSITY HEALTH SERVICES RIVER CAMPUS		2	1	33%	3
TERRACE OF ST CLOUD, THE		2	1	33%	3
MINUTECLINIC DIAGNOSTIC OF NEW MEXICO LLC #7552		3			3
Fort Gaines Health and Rehab		3			3
MEDEXPRESS URGENT CARE-CLOQUET		3			3
CLEARWATER		2	1	33%	3

# COVID-19: testing by laboratory

Data through Apr 9, 2021 verified as of Apr 10, 2021 at 09:25 AM

Data in this report are provisional and subject to change.

The numbers in the table below represent the number of Florida and non-Florida residents for whom test results were received by the Department of Health. A person can be tested by more than one laboratory and can have both positive and negative results. **Therefore, the sum of the numbers in each column will be larger than the total number of people tested.**

Reporting lab	Inconclusive	Negative	Positive	Percent positive	Total
MEMORIAL HERMANN			3	100%	3
Grandview Health Care Center		3			3
MEDEXPRESS URGENT CARE - HACKETTSTOWN		2	1	33%	3
FLORIDA LABORATORY ANALYSIS, LLC			3	100%	3
Village on the Green			3	100%	3
CVS SC5471POCT LEXINGTON		2	1	33%	3
VIRGINIA DEPARTMENT OF HEALTH DIVISION OF			3	100%	3
COASTAL SKIN SURGERY AND DERMATOLOGY PL		3			3
FAMILY CARE SPECIALISTS OF ORLANDO			3	100%	3
VIRTUA MEMORIAL HOSPITAL BURLINGTON COUNTY		1	2	67%	3
ACCESS HEALTH CARE		2	1	33%	3
INSPIRA MEDICAL CENTER VINELAND LAB		2	1	33%	3
CAREHERE LLC			3	100%	3
SOFTLAB			3	100%	3
GEISINGER COMMUNITY MEDICAL CENTER			3	100%	3
Lakeview Village		3			3
NORTHSIDE MEDICAL CENTER		3			3
PROMPT CARE OF CENTRAL FLORIDA LLC			3	100%	3
NORTHEAST FLORIDA INTERNAL MEDICINE PA		3			3
GREATER MOBILE URGENT CARE - SPRINGHILL			3	100%	3
SANFORD MOBILE LAB			3	100%	3
MEDEXPRESS URGENT CARE - NORTH LITTLE		2	1	33%	3
FLORIDA MENTOR-POINT WEST CLUSTER		3			3
SAN JUAN REGIONAL MEDICAL CENTER		3			3
CVS IL2798POCT CHICAGO		1	2	67%	3
HELIX URGENT CARE			3	100%	3
CROSSROADS URGENT CARE PLLC		3			3
NATIONAL JEWISH HEALTH			3	100%	3
MEDEXPRESS URGENT CARE, HERMITAGE		1	2	67%	3
FLAGLER FAMILY MEDICINE PA			3	100%	3
BLACKWATER RIVER			3	100%	3
EASTMAN HEALTHCARE & REHAB		3			3
CVS NJ837POCT MARLTON		3			3
TAMPA		1	2	67%	3
GENDERXPRESS/PICTURE ME PERFECT IMAGING			3	100%	3
OPENTRONS PRL		2	1	33%	3
SEMINOLE FAMILY HEALTH CENTER		3			3
ADVENTHEALTH WATERMAN COMMUNITY CLINIC			3	100%	3
MID FLORIDA CLINICAL LABORATORY		2	1	33%	3
NEMOURS CHILDRENS PRIMARY CARE HORIZON WEST			3	100%	3
MINUTECLINIC DIAGNOSTIC OF VIRGINIA, LLC #392		3			3
MINUTECLINIC, LLC #07876		2	1	33%	3
NEW GEN LABS			3	100%	3
CVS IN6605POCT INDIANAPOLIS		2	1	33%	3
LEGACY ER AND URGENT CARE			3	100%	3
Wilkes-Barre VAMC		3			3

# COVID-19: testing by laboratory

Data through Apr 9, 2021 verified as of Apr 10, 2021 at 09:25 AM

Data in this report are provisional and subject to change.

The numbers in the table below represent the number of Florida and non-Florida residents for whom test results were received by the Department of Health. A person can be tested by more than one laboratory and can have both positive and negative results. **Therefore, the sum of the numbers in each column will be larger than the total number of people tested.**

Reporting lab	Inconclusive	Negative	Positive	Percent positive	Total
GREENTREE MEDICAL CENTER			3	100%	3
LEESBURG COMMUNITY HEALTH CENTERS			3	100%	3
CVS MO10151POCT SPRINGFIELD		2	1	33%	3
CVS MA1006POCT BROCKTON		3			3
METHODIST HEALTHCARE UNIVERSITY HOSPIT		3			3
CCRX OF NORTH CAROLINA, LLC		2	1	33%	3
INTERCOASTAL FAMILY PRATICE		1	2	67%	3
BOSTON MEDICAL CENTER			3	100%	3
SKIPPACK MEDICAL LAB			3	100%	3
LOCH HAVEN PEDIATRICS			3	100%	3
PANCARE HEALTH - FRANKLIN CO			3	100%	3
AZALEALAND NURSING HOME		3			3
CLINICAL CARE ASSOCIATES, INC			3	100%	3
MANATEE URGENT CARE LLC			3	100%	3
Cleveland Clinic Weston			3	100%	3
TIEHH BIOTERRORISM RESPONSE LAB			3	100%	3
CGH MEDICAL CENTER			3	100%	3
24TH WEAPONS OF MASS DESTRUCTION - CIVIL SUPPORT		3			3
PROPATH			3	100%	3
MARYLAND STATE DEPT OF HEALTH	2		1	33%	3
TAMPA INTERNATIONAL AIRPORT			3	100%	3
VICAR'S LANDING NURSING HOME		2	1	33%	3
Walgreens #5984		3			3
VA PRIMARY CARE ANNEX			3	100%	3
15 TO KNOW			3	100%	3
HIALEAH SHORES NURSING AND		2	1	33%	3
NASSAU COUNTY HEALTH DEPARTMENT-FERNANDINA BEACH C		3			3
MEMORIAL HERMANN CONSOLIDATED LABORATORY SERVICES			3	100%	3
ALABAMA DEPT PUBLIC HEALTH			3	100%	3
MINUTECLINIC, LLC #05814		3			3
PATHOLOGY REFERENCE LAB LLC			3	100%	3
ALLIED PHYSICIANS GROUP PLLC		3			3
DASCENA LAB			3	100%	3
THE OASIS BEACHSIDE		3			3
CARESPOT-WELLINGTON			3	100%	3
NORTH CAROLINA DEPT OF HEALTH & HUMAN SRVCS STATE LAB OF PUBLIC HEALTH			3	100%	3
CENTRAL DUPAGE HOSPITAL			3	100%	3
BROOKDALE LAKE MARY			3	100%	3
APEX CLINICAL LABORATORIES INC		3			3
MEDEXPRESS URGENT CARE - WHEELING		2	1	33%	3
GUTHRIE CORNING HOSPITAL LABORATORY		3			3
NORTHWEST FLORIDA CLINICAL LAB		1	2	67%	3
CVS IL4778POCT EVANSTON		3			3
SOUTH COUNTY MENTAL HEALTH CENTER INC			3	100%	3
WELLSTAR WEST GEORGIA MEDICAL CENTER		3			3
HEPATOLOGY DIAGNOSTIC LAB			3	100%	3

# COVID-19: testing by laboratory

Data through Apr 9, 2021 verified as of Apr 10, 2021 at 09:25 AM

Data in this report are provisional and subject to change.

The numbers in the table below represent the number of Florida and non-Florida residents for whom test results were received by the Department of Health. A person can be tested by more than one laboratory and can have both positive and negative results. **Therefore, the sum of the numbers in each column will be larger than the total number of people tested.**

Reporting lab	Inconclusive	Negative	Positive	Percent positive	Total
MEDEXPRESS URGENT CARE - RUNNEMEDE		1	2	67%	3
SCIENTIFIC LABORATORY DIVISION			3	100%	3
2412 LEBANON PIKE		2	1	33%	3
CORNERSTONE DRUG AND GIFT INC		3			3
RAJ K PAI MD PA			3	100%	3
ORLANDO HEALTH PHYSICIAN GROUP INC			3	100%	3
VA SALT LAKE CITY HCS		3			3
EASTERN NEW MEXICO MEDICAL CENTER		3			3
PHYSICIANS MEDICAL CENTER		3			3
SKIN WELLNESS PHYSICIANS LLC		3			3
PREMIER CLINICAL RESEARCH INSTITUTE INC			3	100%	3
NORTHERN LIGHT LABORATORY		1	2	67%	3
UVA HEALTH SYSTEM MEDICAL LABORATORIES			3	100%	3
HARBOUR'S EDGE		2	1	33%	3
BOONES CREEK URGENT CARE		1	2	67%	3
BNC Medical Investors, LLC Berrien Nursing & Rehabilitation Center		3			3
TMH REHABILITATION CENTER		3			3
WALGREENS #3811		1	2	67%	3
THE CENTER FOR DISCOVERY		3			3
EAST NAPLES PEDIATRICS			3	100%	3
OPTUM PRIMARY CARE - SILVER LAKES			3	100%	3
WOODMARK AT UPTOWN ASSISTED LIVING		3			3
BOLING, STEPHANIE		3			3
CELEBRATION PRIMARY CARE ASSOCIATES LLC		3			3
CVS MA1945POCT HANOVER		3			3
SAVANNAH COVE		3			3
SISD EMPLOYEE HEALTH CLINIC			3	100%	3
NORTH DAKOTA DEPT OF HEALTH MICROBIOLOGY		1	2	67%	3
RAPID MEDLAB (004M0)		2	1	33%	3
MISSISSIPPI CARE CENTER OF DEKALB LLC		3			3
MEDEXPRESS URGENT CARE - LITTLE ROCK		2	1	33%	3
MEDEXPRESS URGENT CARE - JEANNETTE		3			3
EMERALD TRACE		3			3
HILLVIEW LABORATORY			3	100%	3
LAHEY CLINIC MEDICAL CENTER			3	100%	3
Kings County Hospital Center			3	100%	3
PRECIDENT FLORIDA		3			3
ORLANDO AIRPORT DIALYSIS		3			3
CVS HEALTH, #5962		3			3
MEDEXPRESS URGENT CARE - RICHMOND, W BROAD ST		3			3
JS HEALTHCARE		2	1	33%	3
CORTLAND COUNTY HEALTH DEPARTMENT		3			3
FLORIDA HOSPITAL LABORATORIES		3			3
COMMUNITY HEALTH CENTERS INC			3	100%	3
CALLE OCHO DIALYSIS			3	100%	3
MEDEXPRESS URGENT CARE-ARLINGTON		2	1	33%	3



# COVID-19: testing by laboratory

Data through Apr 9, 2021 verified as of Apr 10, 2021 at 09:25 AM

Data in this report are provisional and subject to change.

The numbers in the table below represent the number of Florida and non-Florida residents for whom test results were received by the Department of Health. A person can be tested by more than one laboratory and can have both positive and negative results. **Therefore, the sum of the numbers in each column will be larger than the total number of people tested.**

Reporting lab	Inconclusive	Negative	Positive	Percent positive	Total
BEEBE MEDICAL CENTER LABORATORY		3			3
MEDEXPRESS URGENT CARE, BELLE VERNON		3			3
YORK HOSPITAL - LABORATORY			3	100%	3
AFFORDABLE PRIMARY CARE LLC		3			3
Englewood Health and Rehab			3	100%	3
ADVANCED MEDICAL OF FLORIDA			2	100%	2
BAPTIST HOSPITAL PRIMARY CARE GULF BREEZE			2	100%	2
COBLESKILL REGIONAL HOSPITAL		2			2
Absolut Care at Three Rivers		2			2
DOCTORS CARE - AIKEN MALL			2	100%	2
MINUTECLINIC DIAGNOSTIC OF KANSAS, PC		2			2
JUPITER PEDIATRIC ASSOCIATES, PA		1	1	50%	2
UHEALTH CORAL SPRINGS			2	100%	2
Louis Stokes Cleveland VA - Midtown Dialysis Center		2			2
CVS MA260POCT WEYMOUTH		1	1	50%	2
BAYLOR SCOTT & WHITE COMPREHENSIVE WOUND			2	100%	2
SUMMERFIELD RETIREMENT LIVING, INC			2	100%	2
SYLVAN NURSING			2	100%	2
WEST FLORIDA MEDICAL ASSOCIATES, PA			2	100%	2
PREMIER FAMILY CARE I, INC			2	100%	2
VA CBOC			2	100%	2
MEDEXPRESS URGENT CARE - LINCOLN VILLA		2			2
Beth Sholom Home of Eastern Virginia		1	1	50%	2
CVS AZ33POCT TEMPE		2			2
CARTER BLOOD CARE			2	100%	2
VA Ann Arbor HCS		1	1	50%	2
HCA HOUSTON ER 24/7			2	100%	2
YOUTH AND YOU, INC		2			2
MIRAMAR KIDNEY CENTER		1	1	50%	2
CRUC CMCH-COVID-19		2			2
BAYCARE OUTREACH LAB			2	100%	2
SHELL POINT HOME HEALTH			2	100%	2
Kroger 127 - The Little Clinic Lakewood-Alameda		2			2
RAPID MD			2	100%	2
KIVA AT MOUNT DORA			2	100%	2
UK HEALTHCARE			2	100%	2
CROSSROADS			2	100%	2
LABTOX LABORATORIES			2	100%	2
WASHINGTON STATE DEPARTMENT OF HEALTH PUBLIC HEALTH LABORATORIES			2	100%	2
ADVENTIST HINSDALE HOSPITAL LABORATORY			2	100%	2
MANASOTA PEDIATRICS			2	100%	2
Avanti Wellness and Rehab			2	100%	2
LONG, SARAH		1	1	50%	2
Warren Center for Rehabilitation and Nursing		2			2
AHC Forest cove		2			2
CVS MA41POCT TAUNTON		2			2

# COVID-19: testing by laboratory

Data through Apr 9, 2021 verified as of Apr 10, 2021 at 09:25 AM

Data in this report are provisional and subject to change.

The numbers in the table below represent the number of Florida and non-Florida residents for whom test results were received by the Department of Health. A person can be tested by more than one laboratory and can have both positive and negative results. **Therefore, the sum of the numbers in each column will be larger than the total number of people tested.**

Reporting lab	Inconclusive	Negative	Positive	Percent positive	Total
TEXAS REGIONAL ASTHMA & ALLERGY CENTER			2	100%	2
SKY LAKES MEDICAL CENTER		2			2
LOWELL GENERAL HOSPITAL			2	100%	2
SHERIDAN AT HOBE SOUND, THE			2	100%	2
PALM COAST DIALYSIS		2			2
NEMOURS CHILDREN'S PRIMARY CARE THE VILLAGES		2			2
THE RIM URGENT CARE			2	100%	2
DMC UNIVERSITY LABORATORIES		1	1	50%	2
ST LUKES HOSPITAL			2	100%	2
CVS CA9145POCT SANTEE		1	1	50%	2
FLORIDA DEPARTMENT OF HEALTH PINELLAS COUNTY-			2	100%	2
CVS CA8861POCT BUENA PARK		2			2
ROPER HOSPITAL			2	100%	2
WHITESANDS OUTPATIENT TREATMENT		2			2
CONEMAUGH MEMORIAL MEDICAL CENTER		2			2
Covington Care Nursing and Rehabilitation		2			2
CHI MEMORIAL PRIMARY CARE ASSOCIATES-A		2			2
MEDEXPRESS URGENT CARE-VINLAND SOUTH		1	1	50%	2
ADVENT HEALTH CENTRAL TEXAS		1	1	50%	2
NOVA SOUTHEASTERN UNIVERSITY - STUDENT MEDICAL CTR			2	100%	2
LAWRENCE GENERAL HOSPITAL			2	100%	2
MERCY HEALTH LAB		1	1	50%	2
ASSOCIATES IN INTERNAL MEDICINE PA			2	100%	2
INNOVATIVE CARE II LLC			2	100%	2
MILLERSVILLE UNIVERSITY HEALTH SERVICE		2			2
EXPRESSCARE URGENT CARE CENTER			2	100%	2
University Center East			2	100%	2
PARKRIDGE MEDICAL CENTER			2	100%	2
FRESENIUS KIDNEY CARE SOUTH ST PETERSBURG			2	100%	2
UNIVERSITY HOSPITAL OF BROOKLYN		2			2
LEGACY LABORATORY SERVICES			2	100%	2
CPL LABS			2	100%	2
SIGNATURE CARE LEWISVILLE-EMERGENCY CENTER		1	1	50%	2
FLORIDA MEDICAL CLINIC, LLC			2	100%	2
ATLAS GENOMICS			2	100%	2
BLUEWATER TOXICOLOGY			2	100%	2
UNIVERSITY OF MIAMI HOSPITALS & CLINIC			2	100%	2
POMERENE HOSPITAL			2	100%	2
MOBILE COUNTY HEALTH DEPARTMENT		1	1	50%	2
GOOD SAMARITAN HOSPITAL		1	1	50%	2
OSF SAINT FRANCIS MEDICAL CENTER			2	100%	2
Camellia Gardens		2			2
LIFT HEALTH		2			2
Kroger 130 - The Little Clinic Colorado Springs		2			2
CVS NV5942POCT LAS VEGAS		2			2
TULANE MEDICAL CENTER			2	100%	2

# COVID-19: testing by laboratory

Data through Apr 9, 2021 verified as of Apr 10, 2021 at 09:25 AM

Data in this report are provisional and subject to change.

The numbers in the table below represent the number of Florida and non-Florida residents for whom test results were received by the Department of Health. A person can be tested by more than one laboratory and can have both positive and negative results. **Therefore, the sum of the numbers in each column will be larger than the total number of people tested.**

Reporting lab	Inconclusive	Negative	Positive	Percent positive	Total
INA		1	1	50%	2
ST ANTHONY COMMUNITY HOSPITAL LAB		1	1	50%	2
VILLAGES HEALTH SYSTEM, LLC, THE			2	100%	2
LABCORP OF AMERICA HOLDINGS		1	1	50%	2
TRINITAS REGIONAL MEDICAL CENTER		1	1	50%	2
OELWEIN HEALTH CARE CENTER		2			2
SOUTH TAMPA AFTER HOURS CLINIC			2	100%	2
ASSOCIATES IN UROGYNECOLOGY MD LLC		2			2
PUBLIX PHARMACY #1092		2			2
JUST BELIEVE RECOVERY CENTER			2	100%	2
MEDEXPRESS URGENT CARE - DERBY N ROCK		2			2
BAPTIST HEALTH LEXINGTON			2	100%	2
VA WNYHCS - Buffalo Division		1	1	50%	2
NORTHSIDE FAMILY MEDICINE AND URGENT CARE (EAST COBB)		2			2
THE CLUB AT BOYNTON BEACH, LLC			2	100%	2
Alden Des Plaines			2	100%	2
INTERNAL MEDICINE SPECIALISTS MEDICAL GROUP, PA		2			2
GULF COAST REGIONAL MEDICAL CARE		2			2
Overton Brooks VAMC		2			2
FALCON HEALTH CENTER			2	100%	2
MEDEXPRESS URGENT CARE, HANOVER		2			2
MED-LAKE LABORATORY, LLC			2	100%	2
MEMORIAL HOSPITAL WEST			2	100%	2
SOWAL HEALTH & DRUG			2	100%	2
STANFORD HEALTH CARE ANATOMIC PATHOLOGY & CLINICAL LAB			2	100%	2
A+ URGENT/PRIMARY CARE			2	100%	2
APALACHEE CENTER INC		2			2
RIVER CITY MEDICAL ASSOCIATES, INC			2	100%	2
FLORIDA KEYS PED & ADOLES CTR			2	100%	2
MATHER HOSPITAL			2	100%	2
ALL PEDIATRIC CARE PA			2	100%	2
BERNHARDT LABORATORIES INC			2	100%	2
ESCANDON DIAGNOSTIC CLINIC			2	100%	2
METHODIST MANSFIELD MEDICAL CENTER			2	100%	2
LARKIN COMMUNITY HOSPITAL PALM SPRINGS CAMPUS		1	1	50%	2
CVS IL5797POCT CAROL STREAM		2			2
VITAL CARE CLINIC, LLC			2	100%	2
SUNNYSIDE MANOR		2			2
LEHIGH MEDICAL AND RESEARCH CENTER, INC			2	100%	2
WALKONCLINIC			2	100%	2
Kroger 686 - The Little Clinic Farragut		2			2
GOSHEN MEDICAL CENTER			2	100%	2
MEDEXPRESS URGENT CARE - BROOKHAVEN		2			2
PM PEDIATRICS OF BAYSIDE PLLC - HOPEWELL JUNCTION		2			2
87TH MEDICAL GROUP - MCGUIRE AMBULATORY CARE FACILITY		2			2
HEALTH & REHAB CTR AT DOLPHINS VIEW, THE			2	100%	2

# COVID-19: testing by laboratory

Data through Apr 9, 2021 verified as of Apr 10, 2021 at 09:25 AM

Data in this report are provisional and subject to change.

The numbers in the table below represent the number of Florida and non-Florida residents for whom test results were received by the Department of Health. A person can be tested by more than one laboratory and can have both positive and negative results. **Therefore, the sum of the numbers in each column will be larger than the total number of people tested.**

Reporting lab	Inconclusive	Negative	Positive	Percent positive	Total
WALGREENS #15495		1	1	50%	2
BROOKS -TLC HOSPITAL SYSTEM			2	100%	2
TRICORE REFERENCE LABORATORY		1	1	50%	2
CHILDREN'S MEDICAL CENTER-EAST ORLANDO			2	100%	2
FALMOUTH HOSPITAL		1	1	50%	2
CVS OH3980POCT KENT		2			2
ANDERSON COUNTY HOSPITAL			2	100%	2
LAKEVIEW HEALTH CARE SYSTEM LLC			2	100%	2
DESERT HOSPITAL/CPHU CLINICAL LABORATORY			2	100%	2
WEST HOUSTON MEDICAL CENTER			2	100%	2
MAYO CLINIC GROUP PRACTICE LABORATORY			2	100%	2
VAULT MEDICAL SERVICES		1	1	50%	2
SOUTH DAKOTA DEPARTMENT OF HEALTH		2			2
MID-FLORIDA HEMATOLOGY AND ONCOLOGY CENTERS		2			2
BICKERTON, DAWN		2			2
WALGREENS NO 10512		1	1	50%	2
MINUTECLINIC DIAGNOSTICS OF OKLAHOMA		2			2
PATIENT FIRST-BATTLEFIELD			2	100%	2
JOHNSON CITY MEDICAL CENTER		1	1	50%	2
Alden Terrace of McHenry			2	100%	2
NEIGHBORCARE PHARMACY SERVICES		2			2
VAULT HEALTH			2	100%	2
TENNESSEE DEPARTMENT OF HEALTH (TDH) - REGIONAL LABORATORY			2	100%	2
ACN PHYSICIANS GROUP CORP			2	100%	2
THE WINDSOR ORTEGA		2			2
OAKMONT OF UNION SC, LLC		2			2
PruittHealth Lakehaven		2			2
CVS SC7567POCT BOILING SPRINGS		1	1	50%	2
COOPER CLINIC			2	100%	2
UC CORAL GABLES			2	100%	2
HOPE HEALTH & WELLNESS		2			2
SUNCOAST BLOOD BANK			2	100%	2
RICHICHI FAMILY HEALTH			2	100%	2
MINUTECLINIC DIAGNOSTIC, PA #10252		2			2
Van Wert Manor		2			2
CLEVELAND CLINIC FLORIDA LABORATORY			2	100%	2
US LABS		2			2
SANTA ROSA COUNTY HEALTH DEPARTMENT			2	100%	2
DALLAS VA MEDICAL CENTER - VA NORTH TEXAS HEALTH CARE SYSTEM			2	100%	2
DALLAS MEDICAL CENTER			2	100%	2
AMICUS MEDICAL CENTER LLC			2	100%	2
HEALTH PARTNERS REGIONAL HOSPITAL			2	100%	2
QUEST DIAGNOSTICS INCORPORATED			2	100%	2
Edinboro Manor		2			2
CVS NV5286POCT HENDERSON		2			2
ATHENA CARE RESOURCES LLC		2			2

# COVID-19: testing by laboratory

Data through Apr 9, 2021 verified as of Apr 10, 2021 at 09:25 AM

Data in this report are provisional and subject to change.

The numbers in the table below represent the number of Florida and non-Florida residents for whom test results were received by the Department of Health. A person can be tested by more than one laboratory and can have both positive and negative results. **Therefore, the sum of the numbers in each column will be larger than the total number of people tested.**

Reporting lab	Inconclusive	Negative	Positive	Percent positive	Total
GILA REGIONAL MEDICAL CENTER		2			2
DELRAY BEACH HEALTH DEPT LAB			2	100%	2
CONCENTRA - PLANT CITY		2			2
SOMA MEDICAL CENTER PA #3 GREENACRES			2	100%	2
LIFEGUARD AMBULANCE SERVICE LLC - BAY COUNTY			2	100%	2
Wetumpka Health and Rehab, LLC		2			2
PEDIATRIC HEALTH CARE		1	1	50%	2
FEDERAL CORRECTIONAL INSTITUTION MARIANNA			2	100%	2
MEDEXPRESS URGENT CARE - LINCOLN		2			2
PM PEDIATRICS OF SELDEN, PLLC		2			2
UT PATH			2	100%	2
PHYSICIANS LABORATORY SERVICES			2	100%	2
MEMORIAL HERMANN HOSPITAL			2	100%	2
CARESPOT URGENT CARE		1	1	50%	2
CVS CA9497POCT IRVINE		2			2
STAGES OF LIFE MEDICAL INSTITUTE			2	100%	2
AL MANI HEALTH INSTUTUTE		2			2
DOCTORS CARE OF PALM COAST			2	100%	2
CVS OH6185POCT PICKERINGTON		2			2
BRANDYWYNE HEALTH CARE CENTER			2	100%	2
HOLY TRINITY PHARMACY LLC		2			2
AUGUSTA HEALTH SKILLED CARE			2	100%	2
Kroger 412 - The Little Clinic Oxford		2			2
CVS OH2540POCT HILLIARD		2			2
SHELBYVILLE HOSPITAL COMPANY		2			2
DOCTOR'S IN-HOUSE LAB/COMMUNITY HEALTH CENTERS OF PINELLAS - JOHNNIE R			2	100%	2
RABI SINHA, MD		2			2
Kroger 667 - The Little Clinic Litchfield Park		2			2
MEMORIAL HOSPITAL OF TAMPA			2	100%	2
ILLINOIS DEPT OF PUBLIC HEALTH LABS			2	100%	2
MEDEXPRESS URGENT CARE - WICHITA, N MAIZE RD		1	1	50%	2
CROSSROADS URGENT CARE DBA URGENT TEA		2			2
CVS TX7151POCT HUMBLE		2			2
Oakmont of Katy Nursing and Rehabilitation		2			2
CVS MA1179POCT HUDSON		1	1	50%	2
CARE ATC SUN HYDRAULICS TALLAVAST			2	100%	2
HEALTH GROUP CENTER INC			2	100%	2
OAKBRIDGE TERRACE AT SAE			2	100%	2
UW HOSPITAL AND CLINICS		1	1	50%	2
FLORIDA SCHOOL FOR THE DEAF & BLIND			2	100%	2
THOMASVILLE REGIONAL MEDICAL CENTER		2			2
Hartwell Health and Rehabilitation		2			2
CVS AZ5477POCT SURPRISE		2			2
OAKMONT EAST- GREENVILLE SC, LLC		2			2
FIRST CHOICE MEDICAL PC			2	100%	2
Walgreens #10207		2			2

# COVID-19: testing by laboratory

Data through Apr 9, 2021 verified as of Apr 10, 2021 at 09:25 AM

Data in this report are provisional and subject to change.

The numbers in the table below represent the number of Florida and non-Florida residents for whom test results were received by the Department of Health. A person can be tested by more than one laboratory and can have both positive and negative results. **Therefore, the sum of the numbers in each column will be larger than the total number of people tested.**

Reporting lab	Inconclusive	Negative	Positive	Percent positive	Total
U OF MIAMI MILLER SCHOOL OF MEDICINE			2	100%	2
CAREWELL JW - WORCESTER LNC			2	100%	2
SPRINGFIELD HOSPITAL LABORATORY			2	100%	2
MIAMI DADE MEDICAL RESEARCH INSTITUTE			2	100%	2
AZALEA HEALTH AND REHABILITATION		2			2
GINKGO-IXLAYER		2			2
Harbert Hills Academy Nursing Home		2			2
WISE HEALTH SYSTEM		1	1	50%	2
WOODHILLS LABS			2	100%	2
INSPIRIT SENIOR LIVING			2	100%	2
NEMOURS CHILDRENS PRIMARY CARE			2	100%	2
SOUTHSIDE FAMILY MEDICAL		2			2
UNIVERSITY OF MN MEDICAL CENTER EAST CAMPUS			2	100%	2
MEDLOGIC, LLC		2			2
UMASS MEMORIAL MEDICAL CENTER, INC		1	1	50%	2
JEFFERSON WASHINGTON TOWNSHIP HOSPITAL		2			2
SANIBEL MEDICAL CLINIC			2	100%	2
Cottage of the Shoals		2			2
CVS CA9963POCT SAN DIEGO		2			2
Kroger 672 - The Little Clinic Bill Kennedy & Glenwood		2			2
UNIVERSITY OF MARYLAND MEDICAL CENTER			2	100%	2
Kroger 549 - The Little Clinic Clinton Highway		2			2
EXPRESS CARE OF THE SHOALS		1	1	50%	2
STARR COUNTY MEMORIAL HOSPITAL			2	100%	2
TENNESSEE VALLEY HCS			2	100%	2
HOME ACCESS HEALTH			2	100%	2
NATIONWIDE LABORATORY SERVICES		1	1	50%	2
Kroger 739 - The Little Clinic La Grange Road		2			2
COLUMBIA COTTAGE		2			2
EASTSIDE SPORTS COMPLEX			2	100%	2
BENEVA LAKES ASSISTED LIVING CENTER			2	100%	2
DEPT OF HEALTH			2	100%	2
SUNBRIDGE CARE & REHAB FOR DECATUR		2			2
NEW BRIDGE MEDICAL CENTER		2			2
FLORIDA MENTOR FAULKNER GROUP HOME			2	100%	2
CVS IN6555POCT BROWNSBURG		2			2
SOUTHERN SURGICAL ARTS		2			2
PALM BEACH DIGESTIVE ASSOCIATES			2	100%	2
REGIONS HOSPITAL LABORATORY			2	100%	2
GULF COAST MEDICAL CENTER RESPIRATORY CARE			2	100%	2
VISITING PHYSICIANS OF THE TREASURE COAST LLC			2	100%	2
SPECIALTY LABORATORIES			2	100%	2
FLORIDA COMMUNITY HEALTH CENTERS, INC.			2	100%	2
MC MEDICAL			2	100%	2
SANFORD REGIONAL HOSPITAL WORTHINGTON		2			2
CVS PA10825POCT PLYMOUTH MEETING		2			2

# COVID-19: testing by laboratory

Data through Apr 9, 2021 verified as of Apr 10, 2021 at 09:25 AM

Data in this report are provisional and subject to change.

The numbers in the table below represent the number of Florida and non-Florida residents for whom test results were received by the Department of Health. A person can be tested by more than one laboratory and can have both positive and negative results. **Therefore, the sum of the numbers in each column will be larger than the total number of people tested.**

Reporting lab	Inconclusive	Negative	Positive	Percent positive	Total
Mary Anna Nursing Home		2			2
MEDEXPRESS URGENT CARE - ROCKAWAY		2			2
AMERICAN MEDICAL LABORATORIES			2	100%	2
CVS IL2788POCT BUFFALO GROVE		2			2
TWIN LAKES REHAB & HEALTHCARE		2			2
BAYOU GARDENS DUNEDIN LLC		2			2
BLACKBAG DIGITAL HEALTH LLC		2			2
OLYMPUS HEALTH AND PERFORMANCE			2	100%	2
SWEDISH COVENANT HOSPITAL			2	100%	2
OCALA REGIONAL KIDNEY CENTER-WEST			2	100%	2
MEDEXPRESS URGENT CARE-BLOOMFIELD AVEN		2			2
CVS NJ2508POCT MANALAPAN		2			2
Advanced Rehabilitation and Healthcare of Wichita Falls		2			2
CAROLINAS HEALTHCARE SYSTEM LAB			2	100%	2
CVS AZ5892POCT LAVEEN		2			2
Luther Acres Manor		2			2
LABRADOR PRIMARY CARE CENTER			2	100%	2
HAMILTON COUNTY HEALTH DEPARTMENT		2			2
MEMORIAL HEALTH SYSTEM		1	1	50%	2
MEDEXPRESS URGENT CARE - CONWAY		2			2
FRASER MEMORIAL HOSPITAL		1	1	50%	2
MEDEXPRESS URGENT CARE - SPRINGDALE, S 40TH STREET		2			2
JACKSON LABORATORY OF GENOMIC MEDICINE		2			2
ASCENSION ST MICHAEL'S HOSPITAL LAB		1	1	50%	2
Essex Center for Rehabilitation and Healthcare		2			2
BMC/JACSONVILLE		1	1	50%	2
MINUTE CLINIC DIAGNOSTIC OF KANSAS PA		2			2
POINT OF CARE PRIVATE HEALTH MANAGEMENT			2	100%	2
PRIMARY CARE SERVICES AT EDGEWATER		2			2
UMHC HOLLYWOOD LABORATORY			2	100%	2
MEDEXPRESS URGENT CARE - SOUTH CHARLESTON		2			2
LAB PLUS, LLC AT ASCENSION SAINT THOMA		2			2
LAKELAND VOLUNTEERS IN MEDICINE INC		1	1	50%	2
CVS CA9823POCT SACRAMENTO		2			2
SHORE MEDICAL CENTER		2			2
OSF ST JOSEPH MEDICAL CENTER			2	100%	2
STATE OF FLORIDA			2	100%	2
NORTHSIDE FAMILY MEDICINE AND URGENT CARE (CUMMING)		2			2
CITY OF NEW YORK DEPARTMENT OF HEALTH			2	100%	2
MAWD PATHOLOGY GROUP			2	100%	2
MEASE MANOR MEMORY CARE		2			2
DALLAS BAPTIST UNIVERSITY - HEALTH SERVICES			2	100%	2
MOBILE PHLEBOTOMY SERVICES			2	100%	2
UWMC MONTLAKE DEPT OF LAB MED			2	100%	2
TRINITY DIALYSIS			2	100%	2
PUBLIX PHARMACY #1048		2			2

# COVID-19: testing by laboratory

Data through Apr 9, 2021 verified as of Apr 10, 2021 at 09:25 AM

Data in this report are provisional and subject to change.

The numbers in the table below represent the number of Florida and non-Florida residents for whom test results were received by the Department of Health. A person can be tested by more than one laboratory and can have both positive and negative results. **Therefore, the sum of the numbers in each column will be larger than the total number of people tested.**

Reporting lab	Inconclusive	Negative	Positive	Percent positive	Total
GIGI WOOD DAVIS DO-FAMILY MEDICINE		2			2
FLORIDA DEPARTMENT OF HEALTH IN LEE COUNTY		1	1	50%	2
COX HEALTH SOUTH LAB		1	1	50%	2
JORDAN VALLEY MEDICAL CENTER			2	100%	2
CHESTERFIELD HEALTHCARE GROUP, INC		2			2
Good Samaritan Society-Blackduck		1	1	50%	2
PINARD HOME HEALTH SERVICES INC			2	100%	2
ADVENTHEALTH IMAGING PARTIN SETTLEMENT			2	100%	2
MINUTECLINIC DIAG OF IND, LLC #6908		2			2
COLD SPRING HILLS CENTER FOR NURSING A		2			2
ELMHURST MEMORIAL HOSPITAL			2	100%	2
FLORIDA CLINICAL LABORATORY INC			2	100%	2
BROOKDALE ALTAMONTE SPRINGS			2	100%	2
BOND COMMUNITY HEALTH CENTER			2	100%	2
TRUE HEALTH INC			2	100%	2
FL DEPT OF HEALTH MARION COUNTY MOBILE HEALTH UNIT			2	100%	2
SOUTHERN TENNESSEE MEDICAL CENTER			2	100%	2
CVS M08581POCT BLUE SPRINGS		1	1	50%	2
LIFETIME FAMILY URGENT CARE			2	100%	2
MEDEXPRESS URGENT CARE PENNSVILLE		2			2
Cooperstown Center for Nursing and Rehabilitation		2			2
SPRINGS MEDICAL LAB		1	1	50%	2
VIRGINIA DEPT OF HEALTH OFFICE OF EPIDEMIOLOGY			2	100%	2
KANSAS CITY VA MEDICAL CENTER			2	100%	2
UT AUSTIN UNIVERSITY HEALTH SERVICES			2	100%	2
SYMPHONY OF BUFFALO GROVE		2			2
ST. MARY'S MEDICAL CENTER EVANSVILLE, INC			2	100%	2
ADVENTHEALTH MEDICAL GROUP FAMILY AND INTERNAL		1	1	50%	2
JMC TALLAHASSEE, LLC			2	100%	2
HAMILTON MEDICAL CENTER LABORATORY			2	100%	2
WALGREENS # 09788		2			2
Manor Care-Kingston Court of York PA, LLC		2			2
DEKALB MEDICAL CENTER LABORATORY			2	100%	2
HEARTLAND HOME HEALTH CARE		2			2
Glenis Dr VA Outpatient Clinic		2			2
JULIE STAATS DO		2			2
OUR LADY OF THE LAKE REGIONAL MEDICAL CENTER			2	100%	2
BAPTIST HOSPITAL LABORATORY			2	100%	2
WillowBrooke Court at Southampton Estates		2			2
MASSACHUSETTS DEPARTMENT OF HEALTH			2	100%	2
WILSON MEMORIAL HOSPITAL			2	100%	2
MD NOW URGENT CARE CENTER INC.			2	100%	2
CVS MA1877POCT NORTON		2			2
NLC LABS			2	100%	2
MEDEXPRESS URGENT CARE - MYLAN			2	100%	2
CALIFORNIA DIVISION OF COMMUNICABLE DISEASE CONTROL			2	100%	2



# COVID-19: testing by laboratory

Data through Apr 9, 2021 verified as of Apr 10, 2021 at 09:25 AM

Data in this report are provisional and subject to change.

The numbers in the table below represent the number of Florida and non-Florida residents for whom test results were received by the Department of Health. A person can be tested by more than one laboratory and can have both positive and negative results. **Therefore, the sum of the numbers in each column will be larger than the total number of people tested.**

Reporting lab	Inconclusive	Negative	Positive	Percent positive	Total
LPG PRIMARY CARE AT LABELLE		1	1	50%	2
CVS CA9858POCT SANTA CLARITA		2			2
SELECT MEDICAL CLINIC			2	100%	2
The Suites at Western Home Communities		2			2
WARD MEMORIAL HOSPITAL		2			2
UNM SANDOVAL REGIONAL MEDICAL CENTER		2			2
WEST COAST PEDIATRICS			2	100%	2
AFC URGENT CARE CLEVELAND			2	100%	2
MARLBORO URGENT CARE		2			2
Parkridge Specialty Care		2			2
APPLECARE VALDOSTA			2	100%	2
CARINGPLUS HOMECARE LLC		1	1	50%	2
CVS MN663POCT APPLE VALLEY		2			2
JASPER MEMORIAL HOSPITAL		1	1	50%	2
HPH HOME CARE		1	1	50%	2
CENTRAL ARKANSAS VETERANS HEALTHCARE SYSTEM - VETERANS AFFAIRS			2	100%	2
INN AT LAPOSADA,THE			2	100%	2
BUFFALO CROSSINGS HEALTHCARE AND REHABILITATION CENTER			2	100%	2
MEDICAL CENTER LABORATORY			2	100%	2
STEWART ST ELIZABETH MEDICAL CENTER			2	100%	2
EASTERN NIAGARA HOSPITAL		2			2
CVS M05724POCT KANSAS CITY		2			2
KEY WEST HMA PHYSICIAN MANAGEMENT, LLC			2	100%	2
RHODE ISLAND DEPARTMENT OF HEALTH LABORATORIES			2	100%	2
PALM MEDICAL CENTER - PLANT CITY		2			2
VA Greater LA HCS-Santa Maria OPC			2	100%	2
Kroger 328 - The Little Clinic Henderson Road		2			2
SUNSHINE PHARMACY		2			2
SENECA HEALTH CARE CENTER		2			2
KJ MEDICAL PRACTICE PC		2			2
FLORIDA PRIMARY CARE CENTER PA		2			2
TSALI CARE CENTER		2			2
Garden Isle Healthcare and Rehabilitation Center		2			2
CREATIVE HEALTH CENTER			2	100%	2
MEDEXPRESS URGENT CARE-SELINGSGROVE		2			2
REHOBOTH MCKINLEY CHRISTIAN HOSPITAL		2			2
VALUE DRUGS GREENLAWN INC		2			2
HELEN HAYES HOSPITAL LABORATORY		2			2
Lynwood		2			2
TRIDENT ANTI AGING LLC			2	100%	2
CVS MI8287POCT MACOMB		2			2
NYU LANGONE HUNTINGTON MEDICAL GROUP		2			2
AHC Humboldt		2			2
EDGEWATER RETIREMENT MANOR			2	100%	2
ManorCare Rehab Center of Marietta		2			2
DAYTON CHILDRENS HOSPITAL LAB			2	100%	2

# COVID-19: testing by laboratory

Data through Apr 9, 2021 verified as of Apr 10, 2021 at 09:25 AM

Data in this report are provisional and subject to change.

The numbers in the table below represent the number of Florida and non-Florida residents for whom test results were received by the Department of Health. A person can be tested by more than one laboratory and can have both positive and negative results. **Therefore, the sum of the numbers in each column will be larger than the total number of people tested.**

Reporting lab	Inconclusive	Negative	Positive	Percent positive	Total
Durham VAMC		2			2
Timber Ridge Health Care Center			2	100%	2
HCR MANOR CARE SERVICES OF FLORIDA III INC		2			2
DURAND SENIOR CARE & REHAB CENTER		2			2
MIDDLEBURG PEDIATRICS			2	100%	2
COLONIAL VILLA GOOD SAMARITAN CENTER		2			2
CVS MA299POCT WORCESTER		2			2
BAYLOR COLLEGE OF MEDICINE			2	100%	2
CVS OH4327POCT PAINESVILLE		2			2
AGILE URGENT CARE			2	100%	2
Macon Valley Nursing and Rehabilitation Center		2			2
ADVOCATE SHERMAN HOSPITAL			2	100%	2
Kroger 745 - The Little Clinic Somerset		2			2
MEDEXPRESS URGENT CARE - BRIDGEVILLE		2			2
MCLAREN REGIONAL MEDICAL CENTER			2	100%	2
RAPID URGENT CARE - ALBANY			2	100%	2
Jackson Health Care Facility			2	100%	2
CVS AZ9277POCT TUCSON		2			2
BEAUFORT MEMORIAL			2	100%	2
ADVENT HEALTH - OWASA			2	100%	2
ST. JOSEPH REGIONAL MEDICAL CENTER			2	100%	2
Kroger 409 - The Little Clinic Hebron Marketplace		1	1	50%	2
Guilford Health Care Center		2			2
GET WELL EXPRESS URGENT CARE & WALK-IN CLINIC			2	100%	2
ST JOSEPH'S HOSPITAL INC			2	100%	2
Kroger 020 - The Little Clinic Wheat Ridge		2			2
Tidelands Health Rehabilitation Hospital			2	100%	2
Florida Baptist Retirement Center		1	1	50%	2
Manor At Perrysburg		2			2
Great Lakes Health Center			2	100%	2
NEMOURS CHILDREN'S PRIMARY CARE OF VERO BEACH			2	100%	2
MINUTECLINIC DIAG OF IND, LLC #4368		2			2
WEAKLEY COUNTY REHAB AND NURSING CENTER		2			2
URGENT TEAM MANAGEMENT OF TENNESSEE, L		1	1	50%	2
Kroger 687 - The Little Clinic Sugar Hill		1	1	50%	2
KEATING SPORTS CENTER		2			2
JOHN D. ARCHBOLD MEM. HOSPITAL			2	100%	2
Colonial Manor Nursing and Rehabilitation Center		2			2
REELFOOT FAMILY WALK IN CLINIC - TIPT		2			2
SHEPHERD CENTER CLINICAL LABORATORY		2			2
HEALTH EXPRESS URGENT CARE			2	100%	2
SANITAS LAUDERDALE LAKES			2	100%	2
CITRUS PARK			2	100%	2
CVS IN8639POCT TERRE HAUTE		2			2
MEDAILLE COLLEGE WELLNESS CENTER		2			2
SACRED HEART HOSPITAL ON THE EMERALD			2	100%	2

# COVID-19: testing by laboratory

Data through Apr 9, 2021 verified as of Apr 10, 2021 at 09:25 AM

Data in this report are provisional and subject to change.

The numbers in the table below represent the number of Florida and non-Florida residents for whom test results were received by the Department of Health. A person can be tested by more than one laboratory and can have both positive and negative results. **Therefore, the sum of the numbers in each column will be larger than the total number of people tested.**

Reporting lab	Inconclusive	Negative	Positive	Percent positive	Total
MY PHARMACY			2	100%	2
CVS OH6167POCT ASHLAND		2			2
EASTLAKE MEDICAL CENTER		2			2
Q ALL CARE MEDICAL PC		2			2
PM PEDIATRICS OF BAYSIDE PLLC - BELLER		2			2
MEDICAL ASSOCIATES OF BREVARD LLC		1	1	50%	2
DEER'S HEAD CENTER		2			2
VALLEY BAPTIST MEDICAL CENTER: BROWNSVILLE			2	100%	2
LabCorp of America			2	100%	2
MEDEXPRESS URGENT CARE - SPRINGFIELD, COOLEY ST		2			2
HAPPY KIDZ PEDIATRICS PL		1	1	50%	2
Eugene J. Towbin Healthcare Center		2			2
NATHAN LITTAUER HOSPITAL LAB		2			2
STOP URGENT CARE			2	100%	2
Domiciliary Rehab & Residential Treatment Program		2			2
COASTAL MEDICAL LAB			2	100%	2
Kroger 096 - The Little Clinic Orchard and Holly		2			2
VELOCITY URGENT CARE			2	100%	2
HUMC		1	1	50%	2
ROCKWALL URGENT CARE			2	100%	2
SIMMONS			2	100%	2
MINUTECLINIC DIAGNOSTIC MEDICAL		2			2
Walgreens #12427		1	1	50%	2
CVS MD1490POCT GAITHERSBURG		2			2
CVS MINUTE CLINIC #5836		2			2
RAINY LAKE MEDICAL CENTER			2	100%	2
CLEVELAND CLINIC IMAGING			2	100%	2
ROYAL CARE MEDICAL CENTER			2	100%	2
HUMILITY OF MARY HEALTH PARTNERS			2	100%	2
CVS OH3329POCT LAKEWOOD		2			2
SIMPLY HEALTHCARE AND WELLNESS CLINIC, PC			2	100%	2
MANSFIELD MEDICAL LODGE			2	100%	2
COVANCE			2	100%	2
BAPTIST HEALTHCARE - LAKEVIEW CENTER INC		2			2
DNA DIAGNOSTICS CENTER		2			2
MINUTECLINIC DIAGNOSTIC OF VIRGINIA, LLC #1980		2			2
EXCELTOX LABORATORIES LLC		2			2
IP BOISE 1		1	1	50%	2
UTMB PATHOLOGY CLINICAL SERVICES LABORATORY			2	100%	2
CVS KY2332POCT GEORGETOWN		1	1	50%	2
CVS NE2741POCT LA VISTA		2			2
NORTH DAKOTA VETERANS HOME		2			2
ENVOY OF FORK UNION, LLC DBA ENVOY AT THE VILLAGE		2			2
APPLING NURSING & REHABILITATION PAVIL		2			2
MC DIAGNOSTIC OF CONNECTICUT, PC #252		1	1	50%	2
PLAINS REGIONAL MEDICAL CENTER		2			2

# COVID-19: testing by laboratory

Data through Apr 9, 2021 verified as of Apr 10, 2021 at 09:25 AM

Data in this report are provisional and subject to change.

The numbers in the table below represent the number of Florida and non-Florida residents for whom test results were received by the Department of Health. A person can be tested by more than one laboratory and can have both positive and negative results. **Therefore, the sum of the numbers in each column will be larger than the total number of people tested.**

Reporting lab	Inconclusive	Negative	Positive	Percent positive	Total
LACORP		1	1	50%	2
METROHEALTH SYSTEM			2	100%	2
MEDEXPRESS URGENT CARE - ST CLAIR, CLOVER DR.		1	1	50%	2
NEW YORK UNIVERSITY MEDICAL CENTER			2	100%	2
ATVIVO LLC		2			2
LAKE BALDWIN			2	100%	2
COUNTRY COTTAGE		2			2
ORLANDO HEALTH MEDICAL GROUP		1	1	50%	2
JRS LABORATORY			2	100%	2
Cedar Valley Nursing & Rehab Center		2			2
ROBINSON FAMILY CLINIC PA			2	100%	2
BIOMAT USA			2	100%	2
CARE NOW DENTON			2	100%	2
PROSPECT URGENT CARE			2	100%	2
Holiday Retirement Home			2	100%	2
MEDEXPRESS URGENT CARE - ROSS TOWNSHIP		2			2
UF KANAPAHA LAB BEAKER		2			2
MELBOURNE URGENT CARE			2	100%	2
SOUTHEASTERN INSTITUTE OF RESTORATIVE MEDICINE		1	1	50%	2
Waycross Health and Rehabilitation		2			2
CARE 365			2	100%	2
IN AND OUT URGENT CARE			2	100%	2
CROSSTOWN PHARMACY		2			2
SOUTHEASTERN IMMEDIATE CARE- MILLEDGEVILLE GA			2	100%	2
VALUE DRUGS BRONXVILLE INC		2			2
GRANDVIEW COLLEGE STUDENT HEALTH CENTE		2			2
PTC LABORATORIES			2	100%	2
MAGNOLIA MANOR OF COLUMBUS		2			2
PALMS OF FT MYERS,THE			2	100%	2
Cortland Acres Association		2			2
Church Creek SNF			2	100%	2
PEDIATRICS IN NORTH FLORIDA PA			2	100%	2
VA OUTPATIENT PHARMACY			2	100%	2
FASTCARE LLC			2	100%	2
MEDEXPRESS URGENT CARE - BENTON		2			2
RIDGEFIELD PEDIATRIC ASSOCIATES		2			2
AMEDISYS HOME HEALTH OF GREENVILLE			2	100%	2
WOMENS CARE FLORIDA LLC-LABORATORY		2			2
The Friendly Home		2			2
BAPTIST HOSPITAL OF MIAMI MCI BROWARD LABORATORY			2	100%	2
MEDEXPRESS URGENT CARE - CEDAR KNOLLS		2			2
MIDLAND MEMORIAL HOSPITAL			2	100%	2
Crowne Health Care of Mobile		2			2
MADISON HOSPITAL LABORATORY			2	100%	2
SAWGRASS PEDIATRIC PARTNERS LLC			2	100%	2
ROUTE 16 PHARMACY LLC DBA HOLLAND PHAR		2			2

# COVID-19: testing by laboratory

Data through Apr 9, 2021 verified as of Apr 10, 2021 at 09:25 AM

Data in this report are provisional and subject to change.

The numbers in the table below represent the number of Florida and non-Florida residents for whom test results were received by the Department of Health. A person can be tested by more than one laboratory and can have both positive and negative results. **Therefore, the sum of the numbers in each column will be larger than the total number of people tested.**

Reporting lab	Inconclusive	Negative	Positive	Percent positive	Total
GOLISANO PEDIATRICS PORT CHARLOTTE HARBOR		2			2
NAVAL MEDICAL CENTER			2	100%	2
NORTHSIDE HOSPITAL D/B/A ARTHRITIS		2			2
PENINSULA REGIONAL MED CTR LAB			2	100%	2
ASHLEY PEDIATRICS			2	100%	2
PENSACOLA MEDICAL CLINIC LLC			2	100%	2
CVS MA654POCT ACTON		2			2
ASCENSION ST VINCENT'S RIVERSIDE			2	100%	2
HAILE MEDICAL GROUP PA		2			2
ANNE ARUNDEL MEDICAL CENTER			2	100%	2
PATIENT FIRST MEDICAL CENTER-CARYTOWN			2	100%	2
IM&P WELLNES CENTER			2	100%	2
CVS PA371POCT PHILADELPHIA		2			2
Virginia Gay Nursing and Rehab		2			2
MEDEXPRESS URGENT CARE - MARTINSVILLE		2			2
PEACE RIVER MEDICAL CENTER		2			2
BIOHEALTH MEDICAL LAB INC			2	100%	2
BAYMEADOWS PRIMARY CARE		2			2
MINUTECLINIC DIAG OF IND, LLC #6250		2			2
NORTHEAST FLORIDA HEALTH SERVICES, INC DBA FAMILY HEALTH SOURCE			2	100%	2
ARLINGTON DIALYSIS CENTER LLC		2			2
Lenawee Medical Care Facility		2			2
ROYAL OAK MEDICAL CENTER LLC DBA CHARACTER FAMILY			2	100%	2
HOUSTON HEALTH DEPARTMENT - BUREAU OF LABORATORY SERVICES			2	100%	2
ManorCare Health Services Peters Township		2			2
CARE ATC ARLINGTON CENTRAL PARK		2			2
SENDER RETREAT ADULT DAY CARE CENTERS			2	100%	2
CHAPPEL GROUP RESEARCH, THE		2			2
PHYSICIANS PREMIER			2	100%	2
MEDEXPRESS URGENT CARE - VINELAND S MA		2			2
ST. ELIZABETH HEALTHCARE			2	100%	2
PALM CITY NURSING AND REHAB CENTER			2	100%	2
SAFE PMC		2			2
NEMOURS CHILDREN'S URGENT CARE LAKE NONA			2	100%	2
CVS NC4169POCT FAYETTEVILLE		2			2
HEALTH FIRST MEDICAL GROUP			2	100%	2
GOLDSTEIN			2	100%	2
BIONIC TECHNOLOGIES CORPORATION			2	100%	2
CVS NC3514POCT STANLEY		2			2
WARE EXPRESS CARE			2	100%	2
GILBERT MEDICAL GROUP			2	100%	2
HOME CARE PHARMACY OF PALM COAST INC		2			2
CORNERSTONE MEDICAL CARE OF BRANDON		2			2
WAKULLA URGENT CARE & DIAGNOSTIC			2	100%	2
ASANTE ROGUE REGIONAL MEDICAL CENTER L		2			2
WELL HEALTH LABS			2	100%	2

# COVID-19: testing by laboratory

Data through Apr 9, 2021 verified as of Apr 10, 2021 at 09:25 AM

Data in this report are provisional and subject to change.

The numbers in the table below represent the number of Florida and non-Florida residents for whom test results were received by the Department of Health. A person can be tested by more than one laboratory and can have both positive and negative results. **Therefore, the sum of the numbers in each column will be larger than the total number of people tested.**

Reporting lab	Inconclusive	Negative	Positive	Percent positive	Total
EAST CORE LAB			2	100%	2
MEDICAL ASSOCIATES OF BREVARD DR S VYAS			2	100%	2
PEACEHEALTH CENTRAL		2			2
TWELVE OAKS RECOVERY CENTER			2	100%	2
Jacob's Creek Nursing and Rehabilitation Center		2			2
DR. G'S URGENT CARE			2	100%	2
PRECISION DIAGNOSTIC INC		2			2
WALGREENS #06583		2			2
NIAGARA APOTHECARY INC		2			2
NORTH MANATEE HEALTH CARE CENTER			2	100%	2
DIVERSE MEDICAL CARE LLC			2	100%	2
LIFESPRING COMMUNITY HEALTH		2			2
FLORIDA DEPARTMENT OF HEALTH (FDOH)			2	100%	2
CVS MA38POCT CHARLTON		2			2
OPTUM PRIMARY CARE		1	1	50%	2
HARRINGTON PARK HEALTH AND REHAB		2			2
RANDOLPH COUNTY HEALTH & REHABILITATIO		2			2
EXPRESS PHARMACY INC		1	1	50%	2
PRIMARY HEALTH CARE ASSOCIATES INC			2	100%	2
SPECTRUM HEALTH			2	100%	2
WURLAND NURSING AND REHABILITATION, L		2			2
CARENOW LENEXA			2	100%	2
WELLMED AT SOUTH STUART		2			2
The Laurels of Hendersonville		2			2
VALLEY MEDICAL LABORATORY			2	100%	2
BOSTON PUBLIC HEALTH COMMISSION			2	100%	2
POPLAR HEALTHCARE			2	100%	2
STATCARE URGENT AND WALK-IN			2	100%	2
ST JOHN'S RIVERSIDE HOSPITAL		2			2
MAIN STREET MEDICAL CENTERS		2			2
SWEETWATER NURSING CENTER		2			2
Providence VAMC		2			2
441 URGENT CARE-MULBERRY			2	100%	2
LAB CORP OF AMER SAN DIEGO			2	100%	2
PALMETTO FAMILY HEALTH CENTER			2	100%	2
DRR JMC URGENT CARE DONALD ROSS			2	100%	2
Good Samaritan Society Waukon		2			2
BUCKINGHAM PAVILION INC		2			2
Workmens Circle Multicare Center		2			2
Providence of Sparta Health and Rehabilitation		2			2
AHC PARIS		2			2
MINUTECLINIC #1773		2			2
Greystone Nursing and Rehab, LLC			2	100%	2
WillowBrooke Court at Westminster Village		2			2
SOUTHERN BREEZE HEALTHCARE		1	1	50%	2
TMH PHYSICIAN PARTNERS MONTICELLO		1	1	50%	2

# COVID-19: testing by laboratory

Data through Apr 9, 2021 verified as of Apr 10, 2021 at 09:25 AM

Data in this report are provisional and subject to change.

The numbers in the table below represent the number of Florida and non-Florida residents for whom test results were received by the Department of Health. A person can be tested by more than one laboratory and can have both positive and negative results. **Therefore, the sum of the numbers in each column will be larger than the total number of people tested.**

Reporting lab	Inconclusive	Negative	Positive	Percent positive	Total
CVS MA2125POCT NATICK		1	1	50%	2
COASTAL PEDIATRIC CARE			2	100%	2
GOUVERNEUR HOSPITAL LABORATORY		2			2
SPRINGHILL SENIOR RESIDENCE		2			2
RIGHT AT HOME			2	100%	2
EVERYBODY'S FAMILY CLINIC		2			2
Chatham Nursing and Rehab Center		2			2
UNIVERSTIY OF ILLINOIS HOSPITAL			2	100%	2
Lake Charles Healthcare LLC dba Landmark Lake Charles			2	100%	2
INTERMOUNTAIN MEDICAL CENTER			2	100%	2
CATHOLIC HEALTH LABORATORY SERVICES		2			2
DOWN HOME MEDICAL			2	100%	2
MEDEXPRESS - WILMINGTON KIRKWOOD HIGHWAY		2			2
SPARTANBURG REGIONAL MEDICAL CENTER			2	100%	2
The Palms Nursing and Rehabilitation		1	1	50%	2
UNIVERSITY URGENT CARE			2	100%	2
FHCP ASC - ORANGE CITY			2	100%	2
TANNER MEDICAL CENTER LABORATORY		2			2
GARDENS PEDIATRICS			2	100%	2
WISCONSIN STATE LABORATORY OF HYGIENE		1	1	50%	2
OMEGA RESEARCH CONSULTANTS			2	100%	2
UNIVERSITY OF MISSOURI HEALTH CARE			2	100%	2
MAGNOLIA ADULT, LLC			2	100%	2
HOLY FAMILY MEDICAL CENTER		1	1	50%	2
Sanford Health & Rehabilitation			2	100%	2
AYASS BIOSCIENCE LLC			2	100%	2
THE FOUNTAIN AT BOCA CIEGA BAY		2			2
NEWTON MEMORIAL HOSPITAL		2			2
KAISER SUNNYSIDE MEDICAL CTR LAB		2			2
SIGNAL DIAGNOSTICS DBA FLOWHEALTH LABS			2	100%	2
PRECISION CLINICAL RESEARCH			2	100%	2
SCIENTIFIC LABORATORY COMPANY		2			2
Kroger 101 - The Little Clinic Hill Top		2			2
Medilodge of Monroe		2			2
CHNJ		2			2
APC PEDIATRICS			2	100%	2
TMH EC NORTHEAST LABORATORY			2	100%	2
HOCHBERG LOWER SCHOOL		2			2
NORTHWEST MEDICAL CENTER LABORATORY		2			2
NORTON IMMEDIATE CARE CENTER - PRESTON			2	100%	2
CEDARS-SINAI MEDICAL CENTER			2	100%	2
CONWAY MEDICAL CENTER			2	100%	2
ACKERMAN CANCER CENTER		2			2
GASTROENTEROLOGY ASSOCIATES			2	100%	2
ARCPPOINTLABS OF VIRGINIA BEACH		1	1	50%	2
SCDHEC BUREAU OF LABORATORIES			2	100%	2

# COVID-19: testing by laboratory

Data through Apr 9, 2021 verified as of Apr 10, 2021 at 09:25 AM

Data in this report are provisional and subject to change.

The numbers in the table below represent the number of Florida and non-Florida residents for whom test results were received by the Department of Health. A person can be tested by more than one laboratory and can have both positive and negative results. **Therefore, the sum of the numbers in each column will be larger than the total number of people tested.**

Reporting lab	Inconclusive	Negative	Positive	Percent positive	Total
RENFREW CENTERS INC		2			2
AMERICAN RESEARCH CENTERS OF FLORIDA			2	100%	2
MOUNT SINAI MEDICAL CENTER OF FLORIDA, INC			2	100%	2
MARCO ISLAND HOSPITAL INC D/B/A		1	1	50%	2
ORLANDO LUTHERAN TOWERS		1	1	50%	2
CVS NV8784POCT LAS VEGAS		1	1	50%	2
NEW YORK PSYCHIATRIC INSTITUTE		2			2
SOMA MEDICAL CENTER P.A. #4			2	100%	2
PLASMA MED RESEARCH DBA		2			2
NYUMC CLINICAL LABORATORIES			2	100%	2
PHOEBE BERKS HEALTH CARE CENTER		2			2
PIEDMONT WALTON HOSPITAL		2			2
PM PEDIATRICS OF BAYSIDE, PLLC - RIVE		2			2
FLORIDA MEDICAL CLINIC RADIOLOGY DALE MABRY		2			2
UPSON REGIONAL MEDICAL CENTER		1	1	50%	2
CHRISTIAN REST HOME ASSOC		2			2
MINERS COLFAX MEDICAL CENTER		2			2
ADVANCED FOOT AND ANKLE OF INDIAN RIVER		2			2
LINIL VISITING NURSES, INC		2			2
MI Nursing Restorative Center		2			2
Kroger 519 - The Little Clinic Georgesville Square		2			2
EASTERN NEW MEXICO UNIVERSITY STUDENT		2			2
BAYCARE OUTREACH LAB WH SOUTH			2	100%	2
FLAGLER HOME CARE			2	100%	2
CATSKILL REGIONAL MEDICAL CENTER		2			2
GALEN BAYLOR EXTENSION		2			2
CDK LIBERTY ENTERPRISES, LLC		2			2
BAYSHORE MEDICAL CENTER			2	100%	2
NORTH MCALLEN PEDIATRIC CENTER			2	100%	2
MINUTECLINIC DIAGNOSTIC OF OHIO #6192		2			2
MAJESTIC GUARDIANS			2	100%	2
GERM BUSTERS 911 LLC			2	100%	2
ALLEGHENY GENERAL HOSPITAL			2	100%	2
Bedford Care Center of Hattiesburg		2			2
MEDERI CARETENDERS		1	1	50%	2
AUSTIN REGIONAL CLINIC MICROBIOLOGY LAB			2	100%	2
DOCTORS MEDICAL CTR OF WALTON COUNTY			2	100%	2
LILY PHARMACY		2			2
FLORIDA DEPARTMENT OF HEALTH IN ESCAMBIA COUNTY		1	1	50%	2
CVS OH2381POCT LEWIS CENTER		2			2
CSS- TWELVE OAKS			2	100%	2
UNITED MEMORIAL MEDICAL CENTER			2	100%	2
ASANTE THREE RIVERS MEDICAL CENTER LAB		2			2
GREEN POINT RX INC DBA ALTRU CHEMISTS		2			2
Iowa Veterans Home		2			2
ASPIRUS RIVERVIEW HOSPITAL & CLINICS INC		1	1	50%	2



# COVID-19: testing by laboratory

Data through Apr 9, 2021 verified as of Apr 10, 2021 at 09:25 AM

Data in this report are provisional and subject to change.

The numbers in the table below represent the number of Florida and non-Florida residents for whom test results were received by the Department of Health. A person can be tested by more than one laboratory and can have both positive and negative results. **Therefore, the sum of the numbers in each column will be larger than the total number of people tested.**

Reporting lab	Inconclusive	Negative	Positive	Percent positive	Total
RIVERVIEW MEDICAL CLINIC		2			2
RAPID RESULT CORP LLC		1	1	50%	2
AFC PHYSICIANS OF FLORIDA, PA			2	100%	2
MAYO CLINIC COUMADIN CLINIC LABORATORY		1	1	50%	2
PALM BEACH DIABETES & ENDOCRINE SPECIALISTS PA			2	100%	2
SOUTHEAST GEORGIA HEALTH SYSTEM			2	100%	2
PROFESSIONAL DIALYSIS CENTER			2	100%	2
CVS MA217POCT TEWKSBURY		2			2
TGH Brandon Healthplex Laboratory			2	100%	2
BAY CORRECTIONAL AND REHABILITATION FACILITY			2	100%	2
PRONTO URGENT CARE			2	100%	2
Kroger 400 - The Little Clinic Hartley Bridge Rd		1	1	50%	2
EMORY JOHNS CREEK HOSPITAL		2			2
SUMMIT URGENT CARE PS			2	100%	2
ADVENTHEALTH EAST ORLANDO EMPLOYEE CLINIC		2			2
Eagle Health and Rehabilitation		2			2
RAPID MEDLAB (002MO)		2			2
LIBERTY HEALTH CENTER			2	100%	2
MEDSTAR HARBOR HOSPITAL			2	100%	2
STARR CITY OF ROMA COMMUNITY CENTER			2	100%	2
ELITE MEDICAL LABORATORY SOLUTIONS LLC			2	100%	2
Buena Vista Care Center		2			2
HAWAII DEPARTMENT OF HEALTH			2	100%	2
MEMORIAL HOSPITAL OF CARBONDALE			2	100%	2
CVS TX7603POCT SAGINAW		2			2
Walgreens #9890		2			2
URGENTMED PLANTATION			2	100%	2
WALGREENS #13605		2			2
PT&J REHAB LLC		1	1	50%	2
MIDDLE TENN MENTAL HEALTH INSTITUTE		2			2
Henry County Health and Rehabilitation		2			2
MEDEXPRESS URGENT CARE - WOODBURY			2	100%	2
DUKE HEALTH REGIONAL HOSPITAL			2	100%	2
WILLOW CREEK RETIREMENT CENTER		2			2
JERSEY IRISH MEDICAL		2			2
WATERS PEDIATRIC CENTER			2	100%	2
FIRST PREVENTION AND DIALYSIS CENTER LLC			2	100%	2
Kroger 777 - The Little Clinic Shelbyville		1	1	50%	2
THE EDGEWATER AND WATERMAN VILLAGE			2	100%	2
A G RHODES HOME AT WESLEY WOODS		2			2
WESTMINSTER SUNCOAST			2	100%	2
CVS AZ7075POCT CHANDLER		2			2
CVS OH5457POCT POWELL		2			2
UNIVERSITY COMMUNITY HEALTH SERVICES		1	1	50%	2
NAVAL BRANCH MEDICAL CLINIC			2	100%	2
HEALTH NETWORK			2	100%	2

# COVID-19: testing by laboratory

Data through Apr 9, 2021 verified as of Apr 10, 2021 at 09:25 AM

Data in this report are provisional and subject to change.

The numbers in the table below represent the number of Florida and non-Florida residents for whom test results were received by the Department of Health. A person can be tested by more than one laboratory and can have both positive and negative results. **Therefore, the sum of the numbers in each column will be larger than the total number of people tested.**

Reporting lab	Inconclusive	Negative	Positive	Percent positive	Total
CVS IN6608POCT NEW PALESTINE			2	100%	2
SYNEOS HEALTH			2	100%	2
UPS			2	100%	2
MONICE DR.			2	100%	2
ALVERNO CLINICAL LABORATORIES			2	100%	2
WELLNESS MEDICAL CLINIC			2	100%	2
MINUTECLINIC DIAGNOSTIC PA #7110		2			2
HERNANDO CHILDREN'S			2	100%	2
CVS NM7242POCT ALBUQUERQUE		2			2
INSPIRE HEALTHCARE CENTER			2	100%	2
MEASE COUNTRYSIDE HOSPITAL CARDIAC REH			2	100%	2
MARYWOOD NURSING CARE CENTER		2			2
MID AMERICA CLINICAL LABS			2	100%	2
ONTARIO COUNTY PUBLIC HEALTH		2			2
Kroger 441 - The Little Clinic Middletown		2			2
MORRISTOWN MEMORIAL HOSPITAL		2			2
First Care Living Center/Essentia Health			2	100%	2
Bethel Lutheran Home		2			2
ATLANTIC DIAGNOSTICS			2	100%	2
PREVENTIVE HEALTH PARTNERS I L S C		2			2
Green Mountain Nursing and Rehabilitation		2			2
ALBUQUERQUE - AMG SPECIALTY HOSPITAL		2			2
RENE F CEDENO DMD PA		2			2
Tuscola County Medical Care Community		2			2
THE HOSPITAL OF PROVIDENCE EMERGENCY ROOM			2	100%	2
Kroger 853 - The Little Clinic East Broad Street		2			2
VANAYER HEALTHCARE AND REHAB CENTER		2			2
DELAWARE DIAGNOSTICS LABS			2	100%	2
Kroger 596 - The Little Clinic Brentwood		2			2
INTERNAL MEDICINE ASSOCIATES-DUNELLON			2	100%	2
UNIVERSITY OF TEXAS AT EL PASO, THE			2	100%	2
TEXAS HEALTH CARE			2	100%	2
MOBILE HEALTH LABS LLC			2	100%	2
ROCKEFELLER UNIVERSITY CLINICAL GENOMICS LABORATOR		2			2
SOUTH HILLSBOROUGH CBOC			2	100%	2
BROOKSVILLE DIALYSIS			2	100%	2
GREEN RIVER MEDICAL CENTER			2	100%	2
MEDPOST - NORTH DALLAS			2	100%	2
CITRUS DERMATOLOGY			2	100%	2
CHRISTUS SPOHN HOSPITAL			2	100%	2
MASSENA HOSPITAL LABORATORY		2			2
MAURY REGIONAL MEDICAL CENTER		2			2
BLOSSOMS ASSISTED LIVING 1 LLC			2	100%	2
VOLUNTEERS OF AMERICA OF FLORIDA			2	100%	2
ONE MEDICAL GROUP		1	1	50%	2
St. Luke's Care Center		2			2

# COVID-19: testing by laboratory

Data through Apr 9, 2021 verified as of Apr 10, 2021 at 09:25 AM

Data in this report are provisional and subject to change.

The numbers in the table below represent the number of Florida and non-Florida residents for whom test results were received by the Department of Health. A person can be tested by more than one laboratory and can have both positive and negative results. **Therefore, the sum of the numbers in each column will be larger than the total number of people tested.**

Reporting lab	Inconclusive	Negative	Positive	Percent positive	Total
NEW YORK CITY DEPARTMENT OF HEALTH			2	100%	2
MEDEXPRESS URGENT CARE-SALINA, S 9TH ST		2			2
PUBLIC HEALTH LABORATORY	1		1	50%	2
Southern Pines Healthcare Center		1	1	50%	2
LAKE SUCCESS EXTENDED CARE		2			2
RIVERSIDE METHODIST HOSPITAL LAB			2	100%	2
CHARLOTTE COUNTY HEALTH DEPARTMENT			2	100%	2
PALOS COMMUNITY HOSPITAL LABORATORY			2	100%	2
MEMORIAL SLOAN KETTERING CANCER CENTER		1	1	50%	2
MIDWAY SPECIALTY CARE CENTER INC		2			2
MILFORD REGIONAL HOSPITAL			2	100%	2
SMITH NORTHVIEW HOSPITAL LAB			2	100%	2
CVS NJ1927POCT GREEN BROOK		2			2
BAYCARE LABORATORIES			2	100%	2
INTEGRITY CLINICAL RESEARCH CENTER INC		1	1	50%	2
Elba Nursing and Rehabilitation Center, LLC		2			2
SIENA COLLEGE SPORTS MEDICINE CENTER		2			2
NAVAL HOSPITAL CAMP PENDLETON			2	100%	2
CVS IN6559POCT AVON		2			2
STUDENT HEALTH SERVICES			2	100%	2
Beecher Manor Nursing and Rehabilitation Center		2			2
NEW YORK CITY CENTRAL COVID			2	100%	2
MEMORIAL HEALTH UNIVERSITY MEDICAL CENTER			2	100%	2
PALM BAY COMMUNITY OUTPATIENT CLINIC		2			2
EXCEPTIONAL EMERGENCY CENTER - AMARILLO			2	100%	2
SPECTRA EAST INC		1	1	50%	2
RRMC CREEKSIDE LAB		2			2
UHEALTH CARDIOLOGY			2	100%	2
COMPLETE HEALTH MEDICAL CENTER			2	100%	2
NORTHSIDE FAMILY MEDICINE AND URGENT CARE (HOLLY SPRINGS)		2			2
MEDEXPRESS URGENT CARE - LINCOLN N 26T		2			2
LAREDO EMERGENCY ROOM			2	100%	2
MISSION HOSPITAL REGIONAL MEDICAL CENTER			2	100%	2
VENETIAN GARDENS		2			2
TLC MEDICAL			2	100%	2
Kroger 426 - The Little Clinic Suwanee		2			2
CARTERSVILLE MEDICAL CENTER			2	100%	2
Kroger 407 - The Little Clinic Lexington		1	1	50%	2
MEDEXPRESS URGENT CARE-MT PLEASANT		1	1	50%	2
ADVANTA ANALYTICAL LABORATORIES			2	100%	2
BOCA RATON REGIONAL HOSPITAL INC			2	100%	2
Michael J Crescenz VA Outpatient Dialysis Center		2			2
PLANT CITY FAMILY CARE		2			2
Walgreens #9278		2			2
EMORY CRAWFORD LONG HOSPITAL			2	100%	2
SOUTHEAST GEORGIA HEALTH SERVICES, LLC		2			2

# COVID-19: testing by laboratory

Data through Apr 9, 2021 verified as of Apr 10, 2021 at 09:25 AM

Data in this report are provisional and subject to change.

The numbers in the table below represent the number of Florida and non-Florida residents for whom test results were received by the Department of Health. A person can be tested by more than one laboratory and can have both positive and negative results. **Therefore, the sum of the numbers in each column will be larger than the total number of people tested.**

Reporting lab	Inconclusive	Negative	Positive	Percent positive	Total
SOUTHCARE PHARMACY INC			2	100%	2
ADVENTHEALTH CENTRA CARE POINCIANA			2	100%	2
MEDRITE MEDICAL CARE PC		2			2
Manorcare Health Services West Reading North		2			2
Robert Cranfield			2	100%	2
BUEN PASTOR MEDICAL CENTER, INC			2	100%	2
EXCUSED ABSENCE PLLC		2			2
New Jersey Aim At Smg		2			2
UNITY LONGPOND		2			2
WALGREENS_PEMBROKE PINES		1	1	50%	2
BERGEN COUNTY SURGICAL AND ENDOSCOPY CENTER		2			2
HIGHLAND PARK LAKEWOOD PRESTON HOLLOW			2	100%	2
Jersey City Medical Center		2			2
SPRING HILL REGIONAL HOSPITAL			2	100%	2
PPD CLINICAL RESEARCH UNIT			2	100%	2
AdventHealth Care Center Orlando North			2	100%	2
BIRMINGHAM INTERNAL MEDICINE ASSOCIATE		1	1	50%	2
MAINE CENTER FOR DISEASE CONTROL AND PREVENTION			2	100%	2
SALEM VAMC		2			2
Imboden Creek Living Center		2			2
CVS NC2559POCT CHARLOTTE		2			2
ORMOND BEACH URGENT CARE			2	100%	2
FLORIDA MEDICAL CENTER OF CLEARWATER		2			2
GENETIC ASSAYS INC			2	100%	2
HANOVER ENDOSCOPY CENTER		2			2
ONslow COUNTY HEALTH DEPARTMENT			2	100%	2
PRIMACARE MEDICAL LAKEWOOD			2	100%	2
CENTRAL FLORIDA FAMILY HEALTH CENTER		2			2
Iron County Medical Care Facility		2			2
MERCY CONVENIENT CARE			2	100%	2
KIDSVILLE PEDIATRICS IV PA		1	1	50%	2
LEGACY ER & URGENT CARE - FRISCO WEST			2	100%	2
CVS NH1004POCT SALEM		1	1	50%	2
INTEGRATED REGIONAL LABS			2	100%	2
CVS OH4300POCT STRONGSVILLE		2			2
ACCESS MEDICAL GROUP OF TAMPA II, INC		2			2
MEDEXPRESS URGENT CARE - WEXFORD		2			2
RDX BIOSCIENCE INC			2	100%	2
Kroger 619 - The Little Clinic Hendersonville Indian Lake		2			2
MEMORIAL HOSPITAL OF SOUTH BEND			2	100%	2
LEXINGTON PLACE			2	100%	2
Kroger 550 - The Little Clinic Bellevue		2			2
ADVANCED MEDICAL CARE			2	100%	2
PINELLAS CHD - CLEARWATER		1	1	50%	2
Mount Olivet Careview Home		2			2
PANCARE HEALTH - SNEADS ELEMENTARY			2	100%	2

# COVID-19: testing by laboratory

Data through Apr 9, 2021 verified as of Apr 10, 2021 at 09:25 AM

Data in this report are provisional and subject to change.

The numbers in the table below represent the number of Florida and non-Florida residents for whom test results were received by the Department of Health. A person can be tested by more than one laboratory and can have both positive and negative results. **Therefore, the sum of the numbers in each column will be larger than the total number of people tested.**

Reporting lab	Inconclusive	Negative	Positive	Percent positive	Total
WE CARE HOME HEALTH SOLUTIONS LLC			2	100%	2
INTEAM HEALTH, INC.			2	100%	2
CIGNA GATEWAY			2	100%	2
SHANDS JACKSONVILLE CLINICAL CENTER		1	1	50%	2
Kroger 477 - The Little Clinic Fort Mitchell		2			2
DUBOIS CONTINUUM OF CARE COMMUNITY INC		2			2
DEVLAB, LLC			2	100%	2
BAPTIST HOSPITAL INTERNAL MEDICINE GULF BREEZE			2	100%	2
MEDEXPRESS URGENT CARE - OMAHA N 72 ST		2			2
Stillwater Healthcare		2			2
MANISTEE COUNTY MEDICAL CARE FACILITY		2			2
ISLAND NURSING HOME		1	1	50%	2
STUART SURGERY CENTER, LLC			2	100%	2
FLAGLER PROFESSIONAL HEALTH CAE SERVICES INC		2			2
GRASSY SPRAIN PHARMACY INC		2			2
CARELINE PHARMACY AND HEALTHCARE SERVICES		1	1	50%	2
Kroger 647 - The Little Clinic Newnan Crossings		1	1	50%	2
Piney Grove Nursing and Rehabilitation Center		2			2
NORTH OKALOOSA PHYSICIAN GRP - WALK IN CLINIC			2	100%	2
MOORE CLINICAL RESEARCH INC			2	100%	2
FKC AMELIA ISLAND DIALYSIS			2	100%	2
CVS NV2989POCT NORTH LAS VEGAS		1	1	50%	2
METHODIST HEALTHCARE - MEMPHIS HOSP		2			2
URGENT CARE AND SURGERY CENTER			2	100%	2
TALLAHASSEE MEMORIAL HEALTHCARE FAMILY MED RESIDENCY			2	100%	2
John L. McClellan Memorial Veterans Hospital		2			2
PUTNAM COUNTY PUBLIC HEALTH UNIT		2			2
CQUENTIA NGS, LLC			2	100%	2
LIFELINK TRANSPLANT INSTITUTE LAB		1	1	50%	2
JACKSONVILLE VA OPC			2	100%	2
BELLIN HOSPITAL			2	100%	2
HAMILTON CHD		2			2
ST. VINCENT HOSPITAL			2	100%	2
WyndRidge Health & Rehabilitation		2			2
MYKIDZMD PEDIATRICS PLLC		2			2
MCGUFFEY HEALTH CARE CENTER INC		2			2
BFT LAB			2	100%	2
CORTLAND PARK REHABILITATION AND NURSING CENTER		1	1	50%	2
VETERANS AFFAIRS MEDICAL CENTER - GREATER LOS ANGELES			2	100%	2
GRACE HEALTHCARE OF LAKE WALES		1	1	50%	2
FLORIDA MEDICAL CLINIC CARDIOLOGY-ZH			2	100%	2
Life Care Center of Elyria		2			2
TEQUESTA FAMILY MEDICAL CENTER LLC			2	100%	2
Sevierville Health and Rehabilitation		2			2
METHODIST SPECIALTY CARE CENTER		2			2
CVS TX7825POCT FRISCO		1	1	50%	2

# COVID-19: testing by laboratory

Data through Apr 9, 2021 verified as of Apr 10, 2021 at 09:25 AM

Data in this report are provisional and subject to change.

The numbers in the table below represent the number of Florida and non-Florida residents for whom test results were received by the Department of Health. A person can be tested by more than one laboratory and can have both positive and negative results. **Therefore, the sum of the numbers in each column will be larger than the total number of people tested.**

Reporting lab	Inconclusive	Negative	Positive	Percent positive	Total
OAKMONT WEST- GREENVILLE SC		2			2
Walgreens #19019		2			2
POMONA VALLEY COMMUNITY HOSPITAL			2	100%	2
ACCESS MEDICAL GROUP OF FLORIDA CITY			2	100%	2
IN & OUT URGENT CARE METAIRIE			2	100%	2
CVS MA137POCT QUINCY		2			2
CLINICAL REFERENCE LABORATORY, INC		2			2
MD NOW URGENT CARE MEDICAL CENTERS INC			2	100%	2
BRENTWOOD AT FORE RANCH			2	100%	2
RUST MEDICAL CENTER		2			2
CLEAR LAKE REGIONAL MEDICAL CENTER			2	100%	2
SARASOTA MEMORIAL MEDICAL URGENT CARE CENTER			2	100%	2
FHPG SURGICAL ASSOCIATES OF EAST PASCO			2	100%	2
CVS OH4301POCT NORTHFIELD		2			2
ROBERTS WESLEYAN COLLEGE HEALTH CENTE		2			2
MINUTECLINIC MINUTECLINIC #4978		1	1	50%	2
The Grand Rehabilitation & Nursing Utica		2			2
NORTH COUNTRY FAMILY HEALTH CENTER INC		2			2
EXPRESS CARE WALK-IN CLINIC			2	100%	2
Delaware Court Healthcare Center		2			2
MIDWAY PRIMARY CARE LLC		2			2
DELRAY BEACH HEALTH CENTER			2	100%	2
FLORIDA MEDICAL CLINIC IM LUTz			2	100%	2
PALM WEST INTERNIST PA			2	100%	2
UNIVERSITY OF MIAMI SCCC RESEARCH LABORATORY			2	100%	2
BROOKDALE PALM BEACH GARDENS			2	100%	2
WMC HEALTH GROUP OF KISSIMMEE LLC			1	100%	1
HAVASU REGIONAL MEDICAL CENTER			1	100%	1
Community Care Center of Heritage House, LLC			1	100%	1
ENZO LABS INC			1	100%	1
North Ottawa Care Center at Heartwood Lodge		1			1
SUPERKIDS PEDIATRICS			1	100%	1
INDIANA STATE DEPARTMENT OF HEALTH CLINIC MICROBIOLOGY		1			1
BEAUMONT REFERENCE LABORATORY			1	100%	1
Casa Real Center		1			1
ATHENA PLASTIC SURGERY		1			1
Rehab Select of Talladega		1			1
CENTRAL JERSEY URGENT CARE OF GREEN BR		1			1
Regency Square			1	100%	1
LADY OF THE SEA HOSPITAL LAB			1	100%	1
MEDHELP			1	100%	1
FAIRVIEW HOSPITAL			1	100%	1
MARQUETTE GENERAL HOSPITAL			1	100%	1
C A R E S		1			1
BUFFALO VAMC			1	100%	1
Chateau Living Center			1	100%	1

# COVID-19: testing by laboratory

Data through Apr 9, 2021 verified as of Apr 10, 2021 at 09:25 AM

Data in this report are provisional and subject to change.

The numbers in the table below represent the number of Florida and non-Florida residents for whom test results were received by the Department of Health. A person can be tested by more than one laboratory and can have both positive and negative results. **Therefore, the sum of the numbers in each column will be larger than the total number of people tested.**

Reporting lab	Inconclusive	Negative	Positive	Percent positive	Total
RMC BROOKHOLLOW MED AESTHETICS INC		1			1
Dugan Memorial Home		1			1
RESTORE MEDICAL PARTNERS PLLC			1	100%	1
White River Health Care Center		1			1
Niles Nursing and Rehab. Center		1			1
ST LUKE LUTHERAN HOME		1			1
OHIOHEALTH URGENT CARE			1	100%	1
NORDX			1	100%	1
FLORIDA DEPARTMENT OF HEALTH IN CITRUS COUNTY		1			1
STAMFORD HOSPITAL			1	100%	1
Home Health Care Clinic		1			1
BRITTNEY WHELIHAN IRWIN ARNP LLC			1	100%	1
ST JOHN'S MEDICAL CENTER, TETON VILLAGE			1	100%	1
BAM INC		1			1
Crowne Health Care of Thomasville		1			1
WRIGHT PATTERSON AFB MEDICAL CENTER			1	100%	1
WEST FLORIDA HOSPITAL LABORATORY			1	100%	1
MEDTOWN PHARMACY			1	100%	1
LABORATORIO BUENA SALUD			1	100%	1
Ideal Senior Living Center		1			1
HOLYCROSS URGENT CARE AND IMAGING CENTER		1			1
WINNIFRED ASSISTED LIVING FACILITY INC		1			1
CVS LA1116POCT BATON ROUGE		1			1
BRUSHY CREEK FAMILY HOSPITAL			1	100%	1
PRIME HEALTHCARE SERVICES		1			1
EUGENE T FINAN, MD			1	100%	1
MEDONE URGENT CARE			1	100%	1
LABORATORY SERVICES SGHS - CAMDEN		1			1
B2 URGENT CARE			1	100%	1
Long Beach Care Center			1	100%	1
REELFOOT FAMILY WALK-IN CLINIC		1			1
EDWARD HOSPITAL			1	100%	1
FIRST CARE OF GAINESVILLE			1	100%	1
Portsmouth Health and Rehab			1	100%	1
ADVENTHEALTH DURAND			1	100%	1
CVS CA9492POCT YORBA LINDA		1			1
Brakeley Park Center		1			1
Kroger 519 - The Little Clinic Staples Mill Road		1			1
MEDEXPRESS URGENT CARE, MILLCREEK		1			1
BMC MAYPORT			1	100%	1
ADVANCED CARDIOVASCULAR DIAGNOSTICS OF FL			1	100%	1
PREMIUM HOME HEALTH CARE INC			1	100%	1
CONCIERGE IV NUTRITION			1	100%	1
PEDIATRIC ASSOCIATES - MIAMI LAKES		1			1
BAPTIST MEDICAL PLAZA AT WESTCHESTER			1	100%	1
BRONSON METHODIST HOSPITAL			1	100%	1

# COVID-19: testing by laboratory

Data through Apr 9, 2021 verified as of Apr 10, 2021 at 09:25 AM

Data in this report are provisional and subject to change.

The numbers in the table below represent the number of Florida and non-Florida residents for whom test results were received by the Department of Health. A person can be tested by more than one laboratory and can have both positive and negative results. **Therefore, the sum of the numbers in each column will be larger than the total number of people tested.**

Reporting lab	Inconclusive	Negative	Positive	Percent positive	Total
ROBERT TAYLOR COMMUNITY COMPLEX			1	100%	1
Kroger 699 - The Little Clinic Smyrna		1			1
WATERS EDGE ELEMENTARY SCHOOL			1	100%	1
WALGREENS #12624		1			1
Kroger 531 - The Little Clinic Waterville		1			1
MEDLABS OF FLORIDA LLC D/B/A MEDLABS DIAGNOSTICS		1			1
ABRAZO WEST CAMPUS			1	100%	1
GENESSEE COUNTY HEALTH DEPARTMENT		1			1
NF Escambia, LLC DBA Olive BranchHealth and Rehabilitaion Center			1	100%	1
ADVANCE MD CARE			1	100%	1
TENNOVA ER - SANGO			1	100%	1
FOUNDCARE HEALTH			1	100%	1
MEDEX CLINIC LLC			1	100%	1
SAN JOSE CLINIC		1			1
Advanced Health Care of St. George		1			1
HEALTH CHOICES, PLLC		1			1
LONG ISLAND MINIMALLY INVASIVE SURGERY		1			1
TAMPA GENERAL MEDICAL GROUP LABORATORY HEALTHPARK			1	100%	1
BLUFFTON HEALTH CENTER			1	100%	1
OHSU LABORATORY SERVICES		1			1
NHC HealthCare St. Charles		1			1
AMERICAN DRUG TESTING LAB LLC			1	100%	1
Perham Living			1	100%	1
SIGNATURE CARE COLLEGE STATION			1	100%	1
SUMMER PLACE NURSING & REHABILITATION		1			1
CHIPLEY DIALYSIS			1	100%	1
HEALTH SENTRY			1	100%	1
Senatobia Healthcare & Rehab		1			1
MISSISSIPPI VALLEY REGIONAL BLOOD CENTER			1	100%	1
Kroger 907 - The Little Clinic Holland		1			1
BROCK HUGHES MEDICAL CENTER			1	100%	1
FRESENIUS KIDNEY CARE OCALA			1	100%	1
WATERTOWN URGENT CARE		1			1
APOLLOMDX LLC			1	100%	1
LIBERTY URGENT CARE			1	100%	1
BNJ		1			1
APS-SUMMIT CARE PHARMACY, LLC DBA OMNICARE		1			1
MORSELIFE HOME CARE INC			1	100%	1
PATIENT FIRST-GENERAL BOOTH			1	100%	1
TITAN GENOMICS, LLC			1	100%	1
CVS AZ3749POCT GOODYEAR		1			1
CVS AZ7855POCT TUCSON		1			1
BETHESDA HEALTH PHYSICIANS GROUP		1			1
MEMORIAL HEALTH UNIVERSITY MEDICAL		1			1
UNITED HEALTHCARE			1	100%	1
Kroger 929 - The Little Clinic Corryville		1			1



# COVID-19: testing by laboratory

Data through Apr 9, 2021 verified as of Apr 10, 2021 at 09:25 AM

Data in this report are provisional and subject to change.

The numbers in the table below represent the number of Florida and non-Florida residents for whom test results were received by the Department of Health. A person can be tested by more than one laboratory and can have both positive and negative results. **Therefore, the sum of the numbers in each column will be larger than the total number of people tested.**

Reporting lab	Inconclusive	Negative	Positive	Percent positive	Total
BLACKBERRY CENTER, THE		1			1
WEST BOYNTON DIALYSIS			1	100%	1
ManorCare Yeadon		1			1
CARESPOT - MIAMI GARDENS			1	100%	1
EAST COAST INSTITUTE FOR RESEARCH LLC			1	100%	1
ST JOHN'S HOME CARE			1	100%	1
CONTINENTAL HOME HEALTH CARE INC			1	100%	1
NATICK URGENT CARE			1	100%	1
MEDSTAR HEALTH URGENT CARE			1	100%	1
MEDEXPRESS URGENT CARE - LINDEN		1			1
PRIMARY & URGENT CARE CENTERS			1	100%	1
WILLOWBROOKE CT AT LIMA ESTATES		1			1
JOSEPH REINA PHARMACY INC DBA JRX PHAR		1			1
PEDIATRIC URGENT CARE CENTR OF FORT WORTH-LA GRAN			1	100%	1
SPECTRUM LABORATORY			1	100%	1
RAMBAM URGENT CARE			1	100%	1
Walgreens #17445		1			1
NEMOURS CHILDREN HOSPITAL			1	100%	1
MEDEXPRESS URGENT CARE - PATRICK STREE			1	100%	1
THE TOLEDO HOSPITAL			1	100%	1
HEART HOSPITAL OF LAFAYETTE: EMERGENCY ROOM			1	100%	1
OKLAHOMA BLOOD INSTITUTE			1	100%	1
Princeton Place			1	100%	1
CLIFTON SPRINGS		1			1
OCCUPATIONAL HEALTH CENTER		1			1
BL DIAGNOSTICS LLC			1	100%	1
Kroger 481 - The Little Clinic Houston Levee		1			1
PRIMARY CARE SERVICES AT WESTMINSTER V		1			1
SPEARE MEMORIAL HOSPITAL			1	100%	1
PARRISH MEDICAL GROUP			1	100%	1
GIFFORD MEMORIAL HOSPITAL		1			1
SOUTHWOOD HEALTHCARE CENTER		1			1
EMERSON HOSPITAL LABORATORY			1	100%	1
NORTH PALM CHIDRENS PHYSICIANS			1	100%	1
PALM BEACH COUNTY HEALTH DEPT.			1	100%	1
WYOMING COUNTY DEPARTMENT OF HEALTH		1			1
BLOOD SYSTEMS LABORATORIES			1	100%	1
THE CHRIST HOSPITAL			1	100%	1
NORTH SHORE HEMATOLOGY-ONCOLOGY ASSOCIATES PC		1			1
Signature Healthcare of Georgetown		1			1
NHC Sequatchie		1			1
JMJ FAMILY PRACTICE			1	100%	1
CVS M08595POCT RAYMORE		1			1
CVS NE5863POCT OMAHA		1			1
ESOTERIC LAB			1	100%	1
ALBANNA PEDIATRICS CENTER			1	100%	1

# COVID-19: testing by laboratory

Data through Apr 9, 2021 verified as of Apr 10, 2021 at 09:25 AM

Data in this report are provisional and subject to change.

The numbers in the table below represent the number of Florida and non-Florida residents for whom test results were received by the Department of Health. A person can be tested by more than one laboratory and can have both positive and negative results. **Therefore, the sum of the numbers in each column will be larger than the total number of people tested.**

Reporting lab	Inconclusive	Negative	Positive	Percent positive	Total
Big River Nursing and Rehab		1			1
Springdale Village		1			1
BRUNSWICK HEALTH AND REHABILITATION CE		1			1
BAPTIST MINOR MEDICAL CENTER			1	100%	1
CAMBRIDGE HEALTH ALLIANCE			1	100%	1
Heritage Health of Peru			1	100%	1
DIAGNOSTIC AFFILIATES			1	100%	1
SOUTHERN SPRINGS HEALTH CARE		1			1
MEDICAL ARTS LABORATORY			1	100%	1
UNIVERSITY OF BALTIMORE WASHINGTON MEDICAL CENTER			1	100%	1
CYPRESS VILLAGE REHAB CENTER		1			1
GOOD SAMARITAN SOCIETY-FOREST CITY		1			1
MEDCOR, INC			1	100%	1
PARK AVENUE PEDIATRICS PC		1			1
WILSON FAMILY MEDICINE LLC		1			1
DUKE UNIVERSITY POINT OF CARE TESTING PROGRAM			1	100%	1
FRESENIUS SOUTH FORT MYERS		1			1
ORMOND BEACH DIALYSIS			1	100%	1
URGENT CARE OF KANSAS CITY			1	100%	1
USF PHYSICIANS GROUP			1	100%	1
BEAUMONT URGENT CARE		1			1
Mountain View Manor			1	100%	1
KIDS CARE PEDIATRICS			1	100%	1
EAST FL CORE LAB			1	100%	1
Arbor Springs Health and Rehab		1			1
Sky View Rehabilitation and Health Care Center		1			1
FLORIDA HOSPITAL LAB			1	100%	1
PELICAN STATE OUTPATIENT CENTER			1	100%	1
LP ELIZABETHTON		1			1
Chestnut Ridge Nursing & Rehab		1			1
GARDENS AT MAPLEWOOD			1	100%	1
Holly Hill Healthcare Center			1	100%	1
NEW YORK PRESBYTERIAN HOSPITAL			1	100%	1
CVS MA915POCT BEVERLY			1	100%	1
BAYLOR SCOTT AND WHITE MEDICAL CENTER -CENTENTENNIAL			1	100%	1
BAPTIST HEALTH ASI			1	100%	1
BAPTIST HEALTH FLOYD			1	100%	1
ENT & ALLERGY ASSOCIATES, LLP - SLEEPY HOLLOW (ABBOTT)		1			1
HUGH CHATHAM FAMILY MEDICINE INDEPENDENCE		1			1
PARK LANE NURSING HOME		1			1
EASTGENE LABORATORIES		1			1
CVS PA2296POCT MACUNGIE		1			1
NYU LANGONE AMBULATORY CARE LAKE SUCCE		1			1
SPINE & PAIN CONSULTANT PLLC		1			1
THE GROVE HEALTH AND REHAB			1	100%	1
COUNTY OF HAMILTON			1	100%	1

# COVID-19: testing by laboratory

Data through Apr 9, 2021 verified as of Apr 10, 2021 at 09:25 AM

Data in this report are provisional and subject to change.

The numbers in the table below represent the number of Florida and non-Florida residents for whom test results were received by the Department of Health. A person can be tested by more than one laboratory and can have both positive and negative results. **Therefore, the sum of the numbers in each column will be larger than the total number of people tested.**

Reporting lab	Inconclusive	Negative	Positive	Percent positive	Total
Isle Health and Rehabilitation Center			1	100%	1
LEELANAU OPCO, LLC		1			1
MIDWEST COVENANT HOME, INC		1			1
SOUTHWOOD NURSING & RETIREMENT CENTER		1			1
PEACE HEALTH FAMILY MEDICINE AT 87TH AVE		1			1
SOLDIERS' HOME OF HOLYOKE		1			1
Coos County Nursing Home		1			1
MD NOW URGENT CARE			1	100%	1
C V S / PHARMACY #4396		1			1
AMERICAN MEDICAL RESPONSE - FARMER BRA		1			1
BRISTOL CHILDRENS CLINIC			1	100%	1
OASIS FAMILY RESORT IN THE SPRINGS LLC		1			1
RIVERSIDE REGIONAL MED CENTER			1	100%	1
NEVADA RURAL HOUSING AUTHORITY			1	100%	1
CHI ST. LUKE'S HEALTH BCM MEDICAL CENTER			1	100%	1
Kroger - KRO03500568			1	100%	1
ADVENTHEALTH MEDICAL GROUP SENIOR HEALTH AT			1	100%	1
ASCARATE DIALYSIS			1	100%	1
HOSPITALS OF PROVIDENCE TRANSMOUNTAIN CAMPUS, THE			1	100%	1
BSA PHYSICIANS GROUP, INC D/B/A BSA FAMILY MEDICAL			1	100%	1
Eden Meadows		1			1
SALTZER URGENT CARE			1	100%	1
Kroger 465 - The Little Clinic Oakley		1			1
SOUTHEAST MISSOURI HOSPITAL		1			1
CVS NC6633POCT FAYETTEVILLE		1			1
UNIVERISTY HOSPITAL			1	100%	1
EXPRESS WALK IN MEDICAL CENTER			1	100%	1
BOCA CIEGA CENTER			1	100%	1
DIAGNOSTIC GROUP INTEGRATED HEALTHCARE			1	100%	1
ALDEN PHARMACY		1			1
BLANCHARD VALLEY HOSPITAL LABORATORY			1	100%	1
CENTRAL ALABAMA HEALTH CARE SYSTEM			1	100%	1
West Bay of Tampa Center			1	100%	1
GARDEN VIEW CARE CENTER		1			1
KINGWOOD EMERGENCY CENTER			1	100%	1
FLORIDA SOUTHERN COLLEGE			1	100%	1
VERMONT DEPT OF HEALTH LABORATORY			1	100%	1
HILLSBORO MEDICAL CENTER MAIN LABORATO		1			1
CENTRAL FLORIDA ADULT MEDICINE		1			1
SYCAMORE MEDICAL CENTER-KETTERING HEALTH NETWORK			1	100%	1
ELMCROFT OF TIMBERLIN PARC			1	100%	1
ORANGE PEDIATRICS PA			1	100%	1
MERCY HOME		1			1
PIERCE INSTRUMENTS INC			1	100%	1
WALGREENS_CHICAGO		1			1
LEHIGH PULMONARY ASSOCIATES			1	100%	1

# COVID-19: testing by laboratory

Data through Apr 9, 2021 verified as of Apr 10, 2021 at 09:25 AM

Data in this report are provisional and subject to change.

The numbers in the table below represent the number of Florida and non-Florida residents for whom test results were received by the Department of Health. A person can be tested by more than one laboratory and can have both positive and negative results. **Therefore, the sum of the numbers in each column will be larger than the total number of people tested.**

Reporting lab	Inconclusive	Negative	Positive	Percent positive	Total
CARENOW URGENT CARE - ANTIOCH		1			1
Kroger 97 - The Little Clinic Hutchinson		1			1
Kroger 970 - The Little Clinic Westfield			1	100%	1
Urgent Care 24/7 Orlando LLC			1	100%	1
CVS IN6536POCT KOKOMO		1			1
Fox Subacute at Warrington		1			1
REEVES COUNTY HOSPITAL DISTRICT			1	100%	1
Terrace Glen Village		1			1
CHATEAU TERREBONNE HEALTH CARE		1			1
THOMAS HOSPITAL			1	100%	1
MEDEXPRESS URGENT CARE -HOWELL US HWY		1			1
OCEANVIEW NURSING AND REHABILITAION CENTER			1	100%	1
LAKEWOOD RANCH MEDICAL GROUP LLC			1	100%	1
LAKESIDE MEDICAL CENTER		1			1
BOULDER COMMUNITY HOSPITAL			1	100%	1
DIRECT PRIMARY CARE OF BURLESON			1	100%	1
SUREPOINT URGENT CARE PADRE ISLAND			1	100%	1
SUMMIT COUNTY PUBLIC HEALTH DEPARTMENT			1	100%	1
UNIVERSITY OF NORTH CAROLINA HOSPITALS			1	100%	1
Chateau Girardeau			1	100%	1
BAYCARE OUTREACH LAB AT NEW TAMPA			1	100%	1
Pontotoc Health and Rehab		1			1
Kingston Care Center of Fort Wayne		1			1
TRADITIONAL MEDICINE CENTER			1	100%	1
SOUTHEASTERN PATHOLOGY ASSOCIATES			1	100%	1
WVU MEDICINE AT SUNCREST TOWNE CENTRE			1	100%	1
The Pines at Poughkeepsie Center for Nursing and Rehabilitation		1			1
ORANGETOWN PEDIATRICS ASSOCIATES		1			1
SOUTH COUNTY MEDICAL CENTER			1	100%	1
CVS OH3306POCT AKRON		1			1
FAMILY MEDICAL CENTER		1			1
Ohman Family Living at Holly Assisted Living		1			1
ST. MARY MEDICAL CENTER		1			1
CARESOUTH HHA HOLDINGS OF THE TREASURE COAST LLC			1	100%	1
The Evangelical Lutheran Good Samaritan Society Prescott Village		1			1
TMH CANCER CENTER LABORATORY			1	100%	1
SPACE COAST COMMUNITY PHARMACY			1	100%	1
WATERVIEW HILLS REHABILITATION AND NUR		1			1
SOUTHWEST ORLANDO FAMILY MEDICINE, PL			1	100%	1
SYNERGY DIALYSIS INC			1	100%	1
SOUTH FLORIDA URGENT CARE CENTERS, LLC			1	100%	1
SOUTHEASTERN HEALTH FACILITES, INC		1			1
SUSAN F. WILLIAMS M.D., P.A.			1	100%	1
AAA MEDICAL TESTING			1	100%	1
Troy Center for Rehabilitation & Nursing		1			1
PENSACOLA PATHOLOGY		1			1

# COVID-19: testing by laboratory

Data through Apr 9, 2021 verified as of Apr 10, 2021 at 09:25 AM

Data in this report are provisional and subject to change.

The numbers in the table below represent the number of Florida and non-Florida residents for whom test results were received by the Department of Health. A person can be tested by more than one laboratory and can have both positive and negative results. **Therefore, the sum of the numbers in each column will be larger than the total number of people tested.**

Reporting lab	Inconclusive	Negative	Positive	Percent positive	Total
CHILDREN'S NATIONAL MEDICAL CENTER			1	100%	1
PINNACLE PAIN CENTER PS DBA LYNX HEALTHCARE		1			1
Lenbrook		1			1
WAYNE MEMORIAL HOSPITAL		1			1
FLAGLER MEDICAL ASSOCIATES PA			1	100%	1
DIVERSICARE OF BIG SPRINGS		1			1
ASSISTED LIVING AT TREZEVANT		1			1
KIDS HEALTH ALLIANCE PA			1	100%	1
CVS AZ9374POCT TUCSON		1			1
Heritage Inn Health and Rehabilitation		1			1
TCPA CLINICAL LABORATORIES			1	100%	1
CENTRAL FLORIDA MEDICAL CARE			1	100%	1
VELOCITY URGENT CARE - LITTLE CREEK			1	100%	1
WINDMOOR HEALTHCARE			1	100%	1
CARENOW MIDTOWN			1	100%	1
Ozark Health and Rehabilitation, LLC		1			1
HALIFAX HEALTH PRIMARY CARE			1	100%	1
Kroger - KRO70600172		1			1
Kroger 698 - The Little Clinic 14th Street/Bell		1			1
US PUBLIC HEALTH SERVICE HOSPITAL			1	100%	1
SANTA MONICA CA-UCLA MC			1	100%	1
PAMC MICRO LAB			1	100%	1
ALLIED PEDIATRICS & FAMILY MEDICINE			1	100%	1
CVS TX4794POCT ARLINGTON		1			1
MAGGY PHARMACY INC		1			1
FLORIDA CLINICAL LABORATORY INC DBA			1	100%	1
UW MEDICINE CHU LAB			1	100%	1
CHILDRENS SPECIALIST PEDIATRIC PULMMOLOGY &			1	100%	1
BAPTIST HEALTH PRIMARY CARE AT DORAL			1	100%	1
STAYING HEALTHY MEDICAL SERVICES			1	100%	1
INTEGRATED GENETICS SEQUENOM		1			1
ADVENTHEALTH MEDICAL GROUP INTERNAL MEDICINE AT MILLS			1	100%	1
CRESTVIEW MED CLIN LAB			1	100%	1
QC LABORATORY			1	100%	1
Ravenwood Speciality Care		1			1
Kroger 126 - The Little Clinic Cottonwood		1			1
The Good Shepherd		1			1
MEDCOR INC			1	100%	1
Manassas Health & Rehab			1	100%	1
ST CATHERINE HOSPITAL LABORATORY			1	100%	1
TRUCARE LIVING CENTERS - SELMA			1	100%	1
RED HOOK FAMILY PRACTICE		1			1
MED-LAKE LABORATORY			1	100%	1
RELIANCE HOME HEALTH CARE INC		1			1
Court House Center		1			1
bishop rehabilitation and nursing center		1			1

# COVID-19: testing by laboratory

Data through Apr 9, 2021 verified as of Apr 10, 2021 at 09:25 AM

Data in this report are provisional and subject to change.

The numbers in the table below represent the number of Florida and non-Florida residents for whom test results were received by the Department of Health. A person can be tested by more than one laboratory and can have both positive and negative results. **Therefore, the sum of the numbers in each column will be larger than the total number of people tested.**

Reporting lab	Inconclusive	Negative	Positive	Percent positive	Total
Bay View Nursing and Rehabilitation Center			1	100%	1
PHYSICIANS ASSOCIATES PA			1	100%	1
SOUTHWESTERN VERMONT MEDICAL CENTER			1	100%	1
MID FLORIDA COMMUNITY SERVICES			1	100%	1
SUMMERFIELD PAIN MANAGEMENT			1	100%	1
MOBILE INFIRMARY MEDICAL CENTER			1	100%	1
Indianspring of Oakley		1			1
LEGACY SPECIALTY PHARMACY CORP			1	100%	1
ST MICHAEL'S ELITE MEDICAL HOSPITAL			1	100%	1
NORWALK HOSPITAL			1	100%	1
WEST PENSACOLA DIALYSIS CENTER			1	100%	1
PINNACLE DIALYSIS		1			1
SUPREME MEDICAL GROUP PLLC			1	100%	1
PROGENESIS INC			1	100%	1
WAYNE COUNTY PUBLIC HEALTH		1			1
LOUIS STOKES CLEVELAND VA MEDICAL CENTER			1	100%	1
NORTHWEST FLORIDA SPECIALTY PHYSICIANS LLC		1			1
THE NEW JEWISH HOME		1			1
GATEWAY LABORATORIES		1			1
CATERPILLAR INC - MIAMI DISTRIBUTION CENTER			1	100%	1
JACKSBORO URGENT CARE			1	100%	1
CARESTAT HOSPICE SERVICES			1	100%	1
Glen Haven Health and Rehabilitation LLC		1			1
HENRICO DOCTOR'S LABORATORY			1	100%	1
SOLARIS HEALTHCARE PLANT CITY		1			1
IVAN, MAYA			1	100%	1
SANTA BARABARA ALF LLC (THE WINDSOR)			1	100%	1
Medilodge of Mt. Pleasant		1			1
PREMIER FAMILY AND SPORTS MEDICINE LLC			1	100%	1
JOSHUA E CHESIR MD		1			1
PHOEBE HOME INC		1			1
TARRANT MEDICAL ASSOCIATES			1	100%	1
BOCA MEDICAL CARE			1	100%	1
NFRC CLINICAL LAB			1	100%	1
SHARP GROSSMONT HOSPITAL LABORATORY			1	100%	1
LAKE LURE HEALTH CENTER			1	100%	1
HEALTH AND HOPE CLINIC INC			1	100%	1
STERLING HOUSE OF PORT ORANGE		1			1
MEDICAL CITY NORTH HILLS			1	100%	1
THEDACARE FAMILY MEDICINE GATEWAY			1	100%	1
ACCESS FAMILY CARE LLC			1	100%	1
SENTARA AMBULATORY CARE CLINIC			1	100%	1
CURELOGICS WOUND CARE & HYPERBARIC CENTER		1			1
LAKE COMMUNITY ACTION AGENCY		1			1
Carrollton Manor Inc		1			1
Pinnacle Assisted Living			1	100%	1

# COVID-19: testing by laboratory

Data through Apr 9, 2021 verified as of Apr 10, 2021 at 09:25 AM

Data in this report are provisional and subject to change.

The numbers in the table below represent the number of Florida and non-Florida residents for whom test results were received by the Department of Health. A person can be tested by more than one laboratory and can have both positive and negative results. **Therefore, the sum of the numbers in each column will be larger than the total number of people tested.**

Reporting lab	Inconclusive	Negative	Positive	Percent positive	Total
AMERICAN FAMILY CARE URGENT CARE		1			1
WATERBURY HOSPITAL REFERENCE LAB			1	100%	1
SANFORD HOME		1			1
CARENOW MURFREESBORO MEDICAL CENTER PK		1			1
Sharon Care Center			1	100%	1
NORTH RIVER FAMILY HEALTH CENTER			1	100%	1
DEL PRADO MEDICAL CENTER, INC		1			1
WEST PALM BEACH PHARMACEUTICALS LLC			1	100%	1
ADAMS COUNTY HEALTH DEPARTMENT			1	100%	1
CVS TX1057POCT SAN ANTONIO		1			1
PRISMA HEALTH TUOMEY LABORATORY			1	100%	1
TITUSVILLE REHABILITATION AND NURSING CENTER		1			1
HABANA HEALTH CARE CENTER			1	100%	1
COMMUNITY			1	100%	1
BARRINGTON TERRACE NAPLES			1	100%	1
WALGREENS #15369		1			1
SALUDA NURSING CENTER		1			1
TERRELL URGENT CARE			1	100%	1
Towne Manor West		1			1
YOUR HEALTH PEDIATRICS			1	100%	1
DAUGHTERS OF SARAH NURSING CENTER		1			1
CVS TX3702POCT KATY		1			1
Wexner Heritage House			1	100%	1
BRIDGEWATER AT WATERMAN VILLAGE			1	100%	1
PEDIATRIC ASSOCIATES - DORAL			1	100%	1
SOUTHWEST REGIONAL PCR LABORATORY			1	100%	1
MINUTE CLINIC DIAGNOSTIC PA			1	100%	1
PM PEDIATRICS OF BAYSIDE, PLLC		1			1
MEMORIAL HOSPITAL - BELLEVILLE			1	100%	1
CVS CA8882POCT SAN CLEMENTE		1			1
BIOMAT USA INC			1	100%	1
ANDERSON REGIONAL MEDICAL CENTER			1	100%	1
WEST FLORIDA MEDICAL ASSOCIATES			1	100%	1
NAVAL BRANCH HEALTH CLINIC			1	100%	1
Walgreens #3661		1			1
Kroger 767 - The Little Clinic Beaumont		1			1
STATE OF ALASKA			1	100%	1
SOMA MEDICAL CENTER PA #2			1	100%	1
MOUNT SINAI MEDICAL CENTER AVENTURA ER			1	100%	1
SUNCOAST BEHAVIORAL HEALTH CENTER			1	100%	1
STEWART MEDICAL GROUP INC			1	100%	1
MEDCOR AT ROYAL CARIBBEAN			1	100%	1
HAWAII DEPARTMENT OF HEALTH LAB			1	100%	1
APEX HOME HEALTHCARE			1	100%	1
Wayne County Nursing Home		1			1
CLINICAL TRIALS OF TAMPA LLC		1			1

# COVID-19: testing by laboratory

Data through Apr 9, 2021 verified as of Apr 10, 2021 at 09:25 AM

Data in this report are provisional and subject to change.

The numbers in the table below represent the number of Florida and non-Florida residents for whom test results were received by the Department of Health. A person can be tested by more than one laboratory and can have both positive and negative results. **Therefore, the sum of the numbers in each column will be larger than the total number of people tested.**

Reporting lab	Inconclusive	Negative	Positive	Percent positive	Total
SANDPIPER CLUSTER		1			1
CAROMONT HEALTH			1	100%	1
PUBLIX PHARMACY # 1236			1	100%	1
Strasburg Care Center		1			1
Walgreens #5065		1			1
CARESPOT EXPRESS HEALTHCARE BOYNTON BEACH			1	100%	1
Shoreline Care Center			1	100%	1
DIMMIT REGIONAL HOSPITAL			1	100%	1
BOND COUNTY HEALTH DEPARTMENT			1	100%	1
TAMPA HEALTH CARE PROVIDERS PA		1			1
HARRIS URGENT CARE CENTER			1	100%	1
MEDEXPRESS URGENT CARE - CINNAMINSON		1			1
CLERMONT PEDIATRICS, PA			1	100%	1
Hillside Rehab and Care Center			1	100%	1
SJMC PHYSICIAN SERVICES			1	100%	1
COLOMBO'S PHARMACY		1			1
SACRED HEART HEALTH SYSTEM- MIDWIFE PROGRAM			1	100%	1
CAPSTONE REHABILITATION AND HEALTHCARE		1			1
HEALTH PARTNERS LLC		1			1
WESTMORELAND REGIONAL HOSPITAL			1	100%	1
BAPTIST HOSPITAL FAMILY MEDICINE &			1	100%	1
BIOMAT ORLANDO		1			1
MOUNT ST MARYS HOSPITAL OF NIAGARA FALLS			1	100%	1
CHI ST VINCENT LITTLE ROCK DIAGNOSTIC CLINIC			1	100%	1
Wildwood Healthcare		1			1
MEMORIAL URGENT CARE CENTER -			1	100%	1
NEVADA DEPARTMENT OF HEALTH AND HUMAN SERVICES			1	100%	1
AFFILIATED LABORATORIES INC			1	100%	1
NEXTCARE NIFONG			1	100%	1
SOUTHWEST FLORIDA DIVISION LAB			1	100%	1
MIAMI-DADE COUNTY HEALTH DEPT.		1			1
MOUNT SINAI HOSPITAL OF QUEENS			1	100%	1
Caldwell Care		1			1
GULF COUNTY HEALTH DEPARTMENT			1	100%	1
CLINICAL CARE, INC			1	100%	1
UF HEALTH EMERGENCY CENTER LABORATORY		1			1
UNIVERSITY OF MARYLAND PATHOLOGY ASSOCIATES			1	100%	1
PRIME CARE FAMILY MEDICINE			1	100%	1
TRANSCEND PERFORMANCE AND LIFESTYLE INSTITUTE			1	100%	1
MINUTECLINIC LLC #3351			1	100%	1
EAST END PEDIATRICS		1			1
CVS MA929POCT FRANKLIN		1			1
PEDIATRIC ASSOCIATES - JACKSONVILLE			1	100%	1
SARASOTA MEMORIAL HOSPITAL		1			1
MEDEXPRESS URGENT CARE - PINE BLUFF S		1			1
UNIVERSITY PLACE NURSING CENTER		1			1



# COVID-19: testing by laboratory

Data through Apr 9, 2021 verified as of Apr 10, 2021 at 09:25 AM

Data in this report are provisional and subject to change.

The numbers in the table below represent the number of Florida and non-Florida residents for whom test results were received by the Department of Health. A person can be tested by more than one laboratory and can have both positive and negative results. **Therefore, the sum of the numbers in each column will be larger than the total number of people tested.**

Reporting lab	Inconclusive	Negative	Positive	Percent positive	Total
PHOEBE PRIMARY CARE CAMILLA			1	100%	1
PALM BEACH COUNTY SHERIFF OFFICE			1	100%	1
FREDERICK AVENUE GROUP HOME		1			1
Cornerstone at the Ranch		1			1
TREASURE COAST MEDICAL CONCIERGE LLC			1	100%	1
ST. MICHAEL'S ELITE HOSPITAL			1	100%	1
CEPERO PEDIATRICS PA			1	100%	1
CIRRUS DX			1	100%	1
THE HOSPITALS OF PROVIDENCE EMERGENCY ROOM			1	100%	1
NORTHEAST GEORGIA HEALTH SYSTEM			1	100%	1
AEGIS MEDICAL GROUP LLC			1	100%	1
CULVER CITY URGENT CARE			1	100%	1
STANLY REGIONAL MEDICAL CENTER			1	100%	1
FLORIDA STATE UNIVERSITY HEALTH SERVICES			1	100%	1
NORTH SHORE HEMATOLOGY-ONCOLOGY ASSOCIATES		1			1
COMMUNITY HOSPITALS INDIANAPOLIS			1	100%	1
NORTH SHORE MEDICAL CENTER - SALEM HOSPITAL			1	100%	1
REGENTS PARK OF JACKSONVILLE			1	100%	1
CENTRAL TX URGENT CARE			1	100%	1
WALGREENS #11572		1			1
MED TECH CLINICAL LABORATORY		1			1
NANCY M WORTHINGTON MD PA			1	100%	1
JOHNSON MEDICAL SERVICES			1	100%	1
JERSEY IRISH MEDICAL (DBA AFC URGENT C			1	100%	1
BOCA RATON PHYSICIANS PA			1	100%	1
RINGLING HEALTH CENTER			1	100%	1
COVENANT HOSPITAL HOBBS D/B/A COVENANT		1			1
MOBILE MEDICAL CLINIC			1	100%	1
FLORIDA HOSPITAL ORMOND BEACH			1	100%	1
SEPULVEDA OUTPATIENT AND NURSING HOME CARE			1	100%	1
Kroger 410 - The Little Clinic Trinity		1			1
METROWEST MEDICAL CENTER - FRAMINGHAM			1	100%	1
MEDOR/ACC SYNCHRONY			1	100%	1
FRANKLIN CBOC			1	100%	1
ACCESS TOTAL CARE - PORTLAND			1	100%	1
Mercy Manor Transition Center			1	100%	1
Florence Home		1			1
EVERGREEN NURSING HOME		1			1
VA Tennessee Valley HCS-Nashville Campus			1	100%	1
ASHLEY PEDIATRICS DAY AND NIGHT CLINIC			1	100%	1
CARDIOLOGY AND FITNESS MEDICINE		1			1
ALL PEDIATRIC CARE PA			1	100%	1
DEERFIELD BEACH REHABILITATION AND NURSING			1	100%	1
Kroger 629 - The Little Clinic Cartersville, GA Hwy 41		1			1
PASTEUR MEDICAL CENTER LLC		1			1
ORMC-ARDEN/EOI			1	100%	1

# COVID-19: testing by laboratory

Data through Apr 9, 2021 verified as of Apr 10, 2021 at 09:25 AM

Data in this report are provisional and subject to change.

The numbers in the table below represent the number of Florida and non-Florida residents for whom test results were received by the Department of Health. A person can be tested by more than one laboratory and can have both positive and negative results. **Therefore, the sum of the numbers in each column will be larger than the total number of people tested.**

Reporting lab	Inconclusive	Negative	Positive	Percent positive	Total
GOOD SAMARITAN SOCIETY - DE SMET		1			1
COVENANT HEALTH		1			1
CVS NE5714POCT OMAHA		1			1
ACCESS MEDICAL GROUP OF TAMPA INC			1	100%	1
PORTSMOUTH REG. HOSPITAL			1	100%	1
Illiana HCS -Danville VAMC		1			1
HEALTHALLIANCE HOSPITAL LABORATORY		1			1
ASUNCION HOME HEALTH CARE CORP			1	100%	1
TMH PHYSICIAN PARTNERS			1	100%	1
ADVANTA LABS, LLC		1			1
PowerBack Piscataway Center		1			1
WINCHESTER HOSPITAL			1	100%	1
DECATUR MORGAN HOSPITAL - DECATUR GENE		1			1
NORTHEAST TEXAS DIALYSIS		1			1
Kroger 923 - The Little Clinic Centerville		1			1
THE READING HOSPITAL AND MEDICAL CENTER			1	100%	1
Piedmont Crossing		1			1
PEDIATRIC ASSOCIATES OF ORLANDO			1	100%	1
LSU MEDICAL CENTER			1	100%	1
DIXIE COUNTY JAIL			1	100%	1
Highland Ave. Eye Clinic		1			1
CARENOW URGENT CARE-HENDERSONVILLE		1			1
MEDEXPRESS URGENT CARE - UNIONTOWN		1			1
MEDICAL CENTER AFFILIATES PALM SPRINGS			1	100%	1
UCH LAB			1	100%	1
Schenectady Center for Rehabilitation & Nursing		1			1
EAST TENNESSEE STATE UNIVERSITY		1			1
VCU HEALTH SYSTEM AUTHORITY - MCV HOSPITALS			1	100%	1
Oregon Veterans Home The Dalles		1			1
TEXAS HEALTH ARLINGTON MEMORIAL		1			1
ACUTE AND COMMUNICABLE DISEASE PREVENTION			1	100%	1
PERRY COUNTY NURSING HOME		1			1
HEARTLAND OF MARIETTA OH LLC DBA		1			1
CAREWELL 203			1	100%	1
PHYSICIANS PREMIER ER- CENTRAL AUSTIN			1	100%	1
PEDRO MENENDEZ HEALTH CENTER AT ST JOHNS			1	100%	1
Kroger 353 - The Little Clinic Harpers Point		1			1
Rio Grande City Nursing and Rehab Center			1	100%	1
ADVENTHEALTH PHYSICIAN GROUP - APPLEWOOD			1	100%	1
DISCOVERY AT HOME, LLC			1	100%	1
ALLIANCE LABORATORY SERVICES			1	100%	1
DIGESTIVE DISEASE CARE PC		1			1
LP Marietta II, LLC		1			1
MADISON REHABILITATION HOSPITAL		1			1
TEXAS HEALTH ARLINGTON MEMORIAL HOSPITAL			1	100%	1
OMAHA VA MEDICAL CENTER			1	100%	1

# COVID-19: testing by laboratory

Data through Apr 9, 2021 verified as of Apr 10, 2021 at 09:25 AM

Data in this report are provisional and subject to change.

The numbers in the table below represent the number of Florida and non-Florida residents for whom test results were received by the Department of Health. A person can be tested by more than one laboratory and can have both positive and negative results. **Therefore, the sum of the numbers in each column will be larger than the total number of people tested.**

Reporting lab	Inconclusive	Negative	Positive	Percent positive	Total
SUMMIT DETOX INC			1	100%	1
CITRONELLE HEALTH AND REHABILITATION CENTER		1			1
FALKVILLE HEALTHCARE		1			1
ULTIMATE KIDNEY CARE			1	100%	1
RESOURCE PATH LLC			1	100%	1
FAMILY AND INTERNAL MEDICINE ASSOCIATES		1			1
CORONA CONCIERGE, LLC		1			1
SAINT LEO UNIVERSITY INCORPORATED			1	100%	1
Royal Palm Beach Health and Rehab Center			1	100%	1
TENNOVA HEALTHCARE - CLEVELAND			1	100%	1
NATIONAL INSTITUTES OF HEALTH CLINICAL CENTER			1	100%	1
ARCADIA DIALYSIS CENTER			1	100%	1
COMMUNITY MEDICAL CENTER-ORANGE CITY		1			1
HALEYVILLE HEALTH CARE CENTER		1			1
GENESIS CARE USA OF FLORIDA, LLC			1	100%	1
FOCUSED CARE AT ALLENBROOK		1			1
WALGREENS # 11165		1			1
CHI MEMORIAL HOSPITAL CHATTANOOGA			1	100%	1
Heartland Health Care Center Jacksonville			1	100%	1
EVEZIA DIAGNOSTICS			1	100%	1
RCP OF MEMORIAL WEST			1	100%	1
OMC PRIMARY CARE - HOSPITAL CAMPUS			1	100%	1
PUBLIX PHARMACY #1114			1	100%	1
ROSEN MEDICAL CENTER AT ROSEN COLLEGE CAMPUS			1	100%	1
WEST VIRGINIA UNIVERSITY HOSPITALS			1	100%	1
MEMORIAL HERMANN KATY HOSPITAL			1	100%	1
Port Orange Nursing And Rehab Center			1	100%	1
ELEVATION HEALTH LABORATORY		1			1
MEDEXPRESS URGENT CARE, MOSSIDE		1			1
MANHATTAN EYE EAR AND THROAT HOSPITAL		1			1
777 URGENT CARE			1	100%	1
Good Samaritan Society - Albion		1			1
Summit Medical Group Morristown Oncology		1			1
YOUTH HEALTH CENTER OF HUNTINGTON		1			1
Grays Harbor Health and Rehabilitation		1			1
HEALTHCARE PARTNERS FAMILY MEDICINE LLC			1	100%	1
JUPITER MEDICAL GROUP			1	100%	1
BRIDGEWAY CENTER INC			1	100%	1
ELATION HEALTH		1			1
WARREN GENERAL HOSPITAL			1	100%	1
ALL CARE URGENT CARE			1	100%	1
CVS OH6164POCT DELAWARE		1			1
Brio of Johnston		1			1
Walgreens #10988		1			1
ADVANCED LABORATORY SERVICES			1	100%	1
JOHN HOPKINS WELLNESS CENTER PEPSICO			1	100%	1

# COVID-19: testing by laboratory

Data through Apr 9, 2021 verified as of Apr 10, 2021 at 09:25 AM

Data in this report are provisional and subject to change.

The numbers in the table below represent the number of Florida and non-Florida residents for whom test results were received by the Department of Health. A person can be tested by more than one laboratory and can have both positive and negative results. **Therefore, the sum of the numbers in each column will be larger than the total number of people tested.**

Reporting lab	Inconclusive	Negative	Positive	Percent positive	Total
Medilodge of Midland		1			1
PUBLIC HEALTH LABORATORIES			1	100%	1
MID-SOUTH URGENT CARE, PLLC			1	100%	1
EMERALD HEALTH CARE		1			1
QUALITY URGENT CARE CENTER			1	100%	1
BIOLOGICAL AND CHEMICAL EMERGENCIES LABORATORY			1	100%	1
Chateau Dville Rehab & Retirement		1			1
ADDINGTON PLACE EAST LAKE		1			1
SAINT FRANCIS HOSPITAL			1	100%	1
EAST LANSING OPCO		1			1
CLEMENT J ZABLOCKI VAMC		1			1
ARIZONA STATE LABORATORY			1	100%	1
MEA PRIMARY CARE PLUS BYRAM			1	100%	1
NORTH CAROLINA STATE LABORATORY OF PUBLIC HEALTH, SPECTRUM LAB NETWORK			1	100%	1
FLORIDA HOSPITAL TRANSPLANT CENTER		1			1
LIBERTY COMMONS NURSING AND REHABILITA		1			1
TMH PHYSICIAN PARTNERS WAKULLA			1	100%	1
PENNY PEDIATRICS		1			1
FAMILY MEDICAL CENTERS			1	100%	1
BROOKDALE WEST PALM BEACH			1	100%	1
MEDEXPRESS URGENT CARE - NUTLEY		1			1
GENERATIONS CENTER OF SPENCER		1			1
CARESPOT - LEE VISTA			1	100%	1
BAYLOR SCOTT & WHITE MEDICAL SURGICAL CLINIC			1	100%	1
FAIRVIEW SOUTHDALE			1	100%	1
MEADOWS PARK HEALTH AND REHABILITATION		1			1
GULF BREEZE TREATMENT CENTER, LLC			1	100%	1
Medilodge of Kalamazoo		1			1
APPLECARE URGENT CARE			1	100%	1
MEDICAL UNIVERSITY OF SOUTH CAROLINA			1	100%	1
NORTH BREVARD CHILDRENS MEDICAL CENTER			1	100%	1
PROGRESSIVE MEDICAL LAB LLC			1	100%	1
APPLECARE URGENT CARE KINGSLAND			1	100%	1
CARE ADVANTAGE			1	100%	1
ABSOLUTE CAREGIVERS HOME HEALTH AGENCY INC			1	100%	1
JET MEDICAL CENTER			1	100%	1
INDIGO PALMS			1	100%	1
NORTH WEST FLORIDA DIAGNOSTIC ENOCRINOLOGY CLINIC			1	100%	1
VIVIAN SIMMONS FAMILY PRACTICE			1	100%	1
CELEBRATION FAMILY PHYSICIANS LLC			1	100%	1
FELD ENTERTAINMENT			1	100%	1
FAMILY MEDICAL CENTRE			1	100%	1
AURORA HEALTH CARE METRO INC			1	100%	1
DAYTONA BEACH DIALYSIS			1	100%	1
UT HEALTH RIO GRANDE VALLEY PRIMARY CARE AT			1	100%	1
NATION'S BEST CARE HOME HEALTH			1	100%	1

# COVID-19: testing by laboratory

Data through Apr 9, 2021 verified as of Apr 10, 2021 at 09:25 AM

Data in this report are provisional and subject to change.

The numbers in the table below represent the number of Florida and non-Florida residents for whom test results were received by the Department of Health. A person can be tested by more than one laboratory and can have both positive and negative results. **Therefore, the sum of the numbers in each column will be larger than the total number of people tested.**

Reporting lab	Inconclusive	Negative	Positive	Percent positive	Total
MISSOURI DEPT. OF HEALTH			1	100%	1
ABINGTON MEMORIAL HOSPITAL			1	100%	1
Crowne Place Assisted Living		1			1
NEW SMYRNA BEACH AMBULATORY CARE CTR			1	100%	1
CARBON HEALTH			1	100%	1
WELLMED AT LONGWOOD			1	100%	1
ELDERWOOD AT WAVERLY		1			1
DOCTORS CARE - GREER		1			1
MEMORIALCARE LONG BEACH MEDICAL CENTER			1	100%	1
Hawthorne House		1			1
RED BUG LAKE ROAD OVIEDO COVID			1	100%	1
LAS PALMAS MEDICAL CENTER			1	100%	1
Parkview Care and Rehabilitation Center		1			1
SUNRISE CLINIC SANTA ROSA		1			1
WEST CARVER MEDICAL ASSOCIATES		1			1
LYSTER MAIN LAB, FT RUCKER		1			1
BETHESDA DIALYSIS			1	100%	1
BISHOP KEARNEY		1			1
ELKHART GENERAL HOSPITAL			1	100%	1
St. Mary's Care Center		1			1
BELLMORE PEDIATRICS		1			1
Greencroft Goshen		1			1
COLLIER BLVD HMA PHYSICIANS MANAGEMENT LLC			1	100%	1
LCMC LAB SUBSECTION		1			1
MISSION HOSPITAL			1	100%	1
MEDICAL CENTER			1	100%	1
Lutheran Community at Telford		1			1
HEALTH ALLIANCE			1	100%	1
CATHEDRAL GERONTOLOGY CENTER DBA CATHEDRAL CARES			1	100%	1
DOCTORS CHOICE HOME CARE INC			1	100%	1
Kroger 753 - The Little Clinic Goss Avenue		1			1
MEDEXPRESS URGENT CARE, LEBANON		1			1
CVS TX7431POCT ROWLETT		1			1
MERITER LABORATORIES			1	100%	1
Manor Care Health Care Services - Williamsport North		1			1
AUTUMN CARE OF STATESVILLE, LLC		1			1
KID FIXERS		1			1
FAST TEST NOW		1			1
BOYKIN		1			1
MORGAN STANELY HEALTH CENTER		1			1
Kroger 419 - The Little Clinic Farmington/Exeter		1			1
LAURELS OF NORWORTH		1			1
MED FIRST IMMEDIATE CARE AND FAMILY PRACTICE			1	100%	1
WALGREEN#12147		1			1
LABWORKS LLC			1	100%	1
CONCENTRA - LEESBURG		1			1

# COVID-19: testing by laboratory

Data through Apr 9, 2021 verified as of Apr 10, 2021 at 09:25 AM

Data in this report are provisional and subject to change.

The numbers in the table below represent the number of Florida and non-Florida residents for whom test results were received by the Department of Health. A person can be tested by more than one laboratory and can have both positive and negative results. **Therefore, the sum of the numbers in each column will be larger than the total number of people tested.**

Reporting lab	Inconclusive	Negative	Positive	Percent positive	Total
BRADENTON DIALYSIS			1	100%	1
PROVIDENCE ST PETER HOSPITAL		1			1
Hearthstone Nursing and Rehabilitation Center		1			1
KATHY L ANDERSON DO PA			1	100%	1
LADY LAKE FAMILY MEDICINE			1	100%	1
CONCIERGE INTERNAL MEDICINE ASSOCIATES			1	100%	1
DESERT ROSE FL LLC		1			1
BALLAD HEALTH MEDICAL ASSOCIATES URGENT CARE			1	100%	1
PASTEUR MEDICAL HIALEAH GARDEN LLC			1	100%	1
SPARTA HEALTH & REHAB		1			1
LAKE VISTA DIALYSIS			1	100%	1
FAMILY & INTERNAL MEDICINE CENTER		1			1
LABORATORIO MEDICO CENTRAL CONDOMINO MD			1	100%	1
BAPTIST ASI			1	100%	1
HEALTH PLUS SUNRISE MEDICAL OFFICE			1	100%	1
LOVELACE WOMEN'S HOSPITAL		1			1
FHPG INTERNAL MEDICINE OF BRANDON			1	100%	1
INDIAN RIVER CLINICAL LABORATORY, INC.		1			1
BETHESDA ON TURKEY CREEK			1	100%	1
COLER REHABILITATION AND NURSING CARE		1			1
SWIFTCARE URGENT CARE, PLLC			1	100%	1
AUGUSTA HEALTH CLINICAL LABORATORY			1	100%	1
WEST COAST CLINICAL LABS INC			1	100%	1
Avera Sr. James Care Center		1			1
HEBER VALLEY HOSPITAL			1	100%	1
UF HEALTH - WILDLIGHT			1	100%	1
LOPEZ		1			1
Birmingham Nursing & Rehab Center		1			1
CROWNPOINT HEALTHCARE FACILITY		1			1
LOURDES URGENT CARE			1	100%	1
LAREDO CARE CLINIC NORTH		1			1
SOUTH SEMINOLE HOSPITAL POCT			1	100%	1
Walgreens #9620		1			1
HEALTHPARTNERS HUDSON CLINIC			1	100%	1
STONECREST MEDICAL CENTER		1			1
ICARE		1			1
Brattleboro Crossings LLC dba Pine Heights at Brattleboro		1			1
Kroger 541 - The Little Clinic Long Hollow Pike		1			1
INTERNAL MEDICINE GROUP OF CENTRAL FLORIDA			1	100%	1
SANTA ROSA PEDIATRICS			1	100%	1
DSI LABORATORIES-NAPLES-7TH			1	100%	1
CVS AZ69POCT PEORIA		1			1
Acts Manor House		1			1
UABC			1	100%	1
BLAKE AT PENSACOLA OPERATION CO, LLC, THE			1	100%	1
SLIDELL MEMORIAL HOSPITAL			1	100%	1

# COVID-19: testing by laboratory

Data through Apr 9, 2021 verified as of Apr 10, 2021 at 09:25 AM

Data in this report are provisional and subject to change.

The numbers in the table below represent the number of Florida and non-Florida residents for whom test results were received by the Department of Health. A person can be tested by more than one laboratory and can have both positive and negative results. **Therefore, the sum of the numbers in each column will be larger than the total number of people tested.**

Reporting lab	Inconclusive	Negative	Positive	Percent positive	Total
ST. LUKE'S HOSPITAL			1	100%	1
SANTA MONICA FERTILITY			1	100%	1
MANCHESTER COMMONS		1			1
PUBLIX PHARMACY #1387		1			1
The Jordan Center		1			1
RIVIERA BEACH INTEGRATED CARE INC			1	100%	1
Integrity Healthcare of Carbondale			1	100%	1
AML DIAGNOSTICS- ADV TESTING IN METABOLIC MEDICINE			1	100%	1
WELLSTAR PAULDING HOSPITAL		1			1
BLOOMINGDALE MEDICAL ASSOC			1	100%	1
CHRISTUS GOOD SHEPHERD MEDICAL CENTER			1	100%	1
MADISON AT OVIEDO			1	100%	1
SC-GA2018 MCCORMICK REHAB & HEALTHCARE		1			1
TREASURE COAST COMMUNITY HEALTH INC			1	100%	1
HOLSTON MEDICAL GROUP		1			1
SHANDSCAIR FLIGHT PROGRAM			1	100%	1
AdventHealth Care Center Zephyrhills North			1	100%	1
NULL			1	100%	1
FAMILY PHYSICIANS OF WINTER PARK, INC			1	100%	1
CLUB HEALTH AND REHABILITATION CENTER, THE		1			1
St. Ann Rehabilitation and Nursing Center		1			1
UT HEALTH RGV CLINICAL LABORATORY			1	100%	1
MOSOLF PEDIATRICS PA			1	100%	1
Willow Ridge Center		1			1
KROGER 785 - THE LITTLE CLINIC DIXIE HWY		1			1
The Carrington		1			1
LAKE REGIONAL HEALTH			1	100%	1
CARLTON SHORES HEALTH AND REHABILITATION CENTER			1	100%	1
BAXTER REGIONAL MEDICAL CENTER			1	100%	1
COMMUNITY MEDICAL CARE			1	100%	1
SCRIPTS PLUS INC DBA THE MEDICINE SHOP		1			1
Schoenbrunn Healthcare		1			1
PARK AVENUE DERMATOLOGY NORTH			1	100%	1
HOWELL BRANCH COURT			1	100%	1
TWIN			1	100%	1
GREYSTONE HOME HEALTH OF GREATER ORLANDO LLC		1			1
BASCOM PALMER-MICRO LAB			1	100%	1
ARNOLD PALMER HOSPITAL LAB POCT		1			1
BROOKDALE AVONDALE (BU 04360)			1	100%	1
CAREATC - WISCONSIN PIPE-FITTERS			1	100%	1
Metairie Healthcare Center			1	100%	1
NHLS			1	100%	1
KENDALL PEDIATRICS PARTNERS LLC			1	100%	1
SHANNON MEDICAL CENTER			1	100%	1
URGENTMED			1	100%	1
Shelbyville Manor		1			1

# COVID-19: testing by laboratory

Data through Apr 9, 2021 verified as of Apr 10, 2021 at 09:25 AM

Data in this report are provisional and subject to change.

The numbers in the table below represent the number of Florida and non-Florida residents for whom test results were received by the Department of Health. A person can be tested by more than one laboratory and can have both positive and negative results. **Therefore, the sum of the numbers in each column will be larger than the total number of people tested.**

Reporting lab	Inconclusive	Negative	Positive	Percent positive	Total
PBSO HEALTH AND WELLNESS CENTER			1	100%	1
CENTRAL FL INTERNAL MEDICINE ASSOCIATES LLC		1			1
CARE CENTER OF LAKE PLACID			1	100%	1
ADVANCED URGENT CARE PLLC		1			1
A PATTERN MEDICAL CLINIC		1			1
Redwood Springs Healthcare			1	100%	1
AHC Dyersburg		1			1
HIGHLANDS CLINICAL LABORATORY			1	100%	1
BEAUMONT HOSPITAL, GROSSE POINTE			1	100%	1
VALLEY HOSPITAL MEDICAL CENTER		1			1
ONPOINT URGENT CARE			1	100%	1
Garden Villa Bedford		1			1
COSTCO PHARMACY #1023			1	100%	1
Lakeland Nursing and Rehabilitation Center LLC		1			1
Country View of Sunbury			1	100%	1
YOUR HEALTH PEDIATRICS INC			1	100%	1
NCH HEALTHCARE CREEKSIDE ENDOSCOPY			1	100%	1
PURECARE PHARMACY		1			1
EVENTIDE LUTHERAN HOME		1			1
KAISER PERMANENTE REGIONAL REFERENCE LABORATORY		1			1
ST.ELIZABETH HEALTH CENTER	1				1
Northern Nevada State Veterans Home		1			1
Central Alabama Veterans HCS - West Campus		1			1
Kroger 006 - The Little Clinic Uintah Gardens		1			1
FAMILY MEDICAL CLINIC KENDALL LLC			1	100%	1
AMERICAN LAB LLC		1			1
OAKWOOD HOSPITAL - SOUTHSHORE			1	100%	1
Fairview			1	100%	1
LAS PALOMAS SENIOR LIVING		1			1
VETERANS AFFAIRS MEDICAL CENTER - EAST ORANGE			1	100%	1
NEW ERA HEALTH CENTER INC		1			1
LEE HEALTH KIDS URGENT CARE		1			1
AIRPORT MEDICAL SOLUTIONS ORLANDO			1	100%	1
GABRIELA GOLDSTEIN MD PA			1	100%	1
SUTTER GOULD MEDICAL FOUNDATION			1	100%	1
ELLIS HOSPITAL URGENT CARE CENTER LAB		1			1
BORINQUEN HEALTH CENTER			1	100%	1
INTEGRIS SEMINOLE EMERGENCY DEPT			1	100%	1
DEACONESS URGENT CARE CENTER			1	100%	1
ASCENSION ST VINCENT'S - WESTSIDE			1	100%	1
IMA MEDICAL CENTER OF SOUTH WEST ORLANDO			1	100%	1
ABBOTT LABORATORIES - OCCUPATIONAL HEALTH SERVICES			1	100%	1
BAPTIST HEALTH EXPRESS CARE			1	100%	1
SUNSHINE PEDIATRICS OF LUTz			1	100%	1
Valley View Health and Rehabilitation, LLC		1			1
TRIHEALTH			1	100%	1



# COVID-19: testing by laboratory

Data through Apr 9, 2021 verified as of Apr 10, 2021 at 09:25 AM

Data in this report are provisional and subject to change.

The numbers in the table below represent the number of Florida and non-Florida residents for whom test results were received by the Department of Health. A person can be tested by more than one laboratory and can have both positive and negative results. **Therefore, the sum of the numbers in each column will be larger than the total number of people tested.**

Reporting lab	Inconclusive	Negative	Positive	Percent positive	Total
ST JOHNS PEDIATRICS PA		1			1
TRAFALGAR DIALYSIS			1	100%	1
NORTH FLORIDA FAMILY MEDICINE			1	100%	1
TOMAH VAMC			1	100%	1
DR. K PEDIATRICS			1	100%	1
AFTER HOURS CLINIC			1	100%	1
SMITH			1	100%	1
Fairhaven Retirement Community		1			1
SELF REGIONAL HEALTHCARE			1	100%	1
ABBOTT LABORATORIES ROSS PRODUCTS			1	100%	1
UF HEALTH THE VILLAGES			1	100%	1
GOOD PEDIATRICS			1	100%	1
JACKSONVILLE HEALTH & REHAB		1			1
Rockcastle Health and Rehab		1			1
Autumn Care of Suffolk		1			1
MEDICAL ASSOCIATES OF THE SHOALS		1			1
FLORIDA EPIDEMIOLOGY PROGRAM			1	100%	1
MARTIN HEALTH PHYSICIAN GROUP			1	100%	1
DW MCMILLAN MEMORIAL HOSPITAL LABORATORY			1	100%	1
TRAVIS LEE THOMPSON MD			1	100%	1
Mission Arch Center		1			1
NORTH PALM BEACH DIALYSIS CENTER			1	100%	1
PARTNERS IN PRIMARY CARE		1			1
WAYCROSS INTRTNAL MEDICINE			1	100%	1
Vibralife of El Paso Rehabilitation Center			1	100%	1
COUNTRYSIDE PEDIATRIC CARE PA			1	100%	1
CORPUS CHRISTI MEDICAL CENTER			1	100%	1
Kroger 49 - The Little Clinic Wichita - 21st St.			1	100%	1
COMMONWEALTH OF VIRGINIA DIVISION OF CONSOLIDATED LABORATORY SERVICES			1	100%	1
LABTEST LLC LABTEST DIAGNOSTICS			1	100%	1
SOUTHERN WINDS			1	100%	1
MIL LAKE HEALTHCARE CENTER INC PEDIATRICS			1	100%	1
TEVAPHARM			1	100%	1
Good Shepherd Fairview Home, Inc.		1			1
YUMA REGIONAL MEDICAL CENTER			1	100%	1
LONESTAR 24HRER MANAGEMENT LLC DBA LONESTAR 24HRER			1	100%	1
MEMORIAL HOSPITAL AT GULFPORT			1	100%	1
ALABAMA REFERENCE LAB			1	100%	1
Consulate Health Care of Tallahassee			1	100%	1
JEFFREY A HIRSCHFELD, MD PA			1	100%	1
Parkside Manor		1			1
MEDEXPRESS URGENT CARE - MT EPHRAIM		1			1
American Fork Care Center dba Heritage Care Center		1			1
ALCALA PHARMACEUTICALS			1	100%	1
ADVENTHEALTH HOME CARE WATERMAN			1	100%	1
Mountain City Care and Rehabilitation Center		1			1

# COVID-19: testing by laboratory

Data through Apr 9, 2021 verified as of Apr 10, 2021 at 09:25 AM

Data in this report are provisional and subject to change.

The numbers in the table below represent the number of Florida and non-Florida residents for whom test results were received by the Department of Health. A person can be tested by more than one laboratory and can have both positive and negative results. **Therefore, the sum of the numbers in each column will be larger than the total number of people tested.**

Reporting lab	Inconclusive	Negative	Positive	Percent positive	Total
AVON PARK CLUSTER		1			1
MEDEXPRESS URGENT CARE - BENTONVILLE		1			1
ADVENTHEALTH SENIOR CARE AT ORMOND			1	100%	1
KETTERING MEDICAL CENTER			1	100%	1
MEDEXPRESS URGENT CARE-BRENTWOOD		1			1
LEE MEMORIAL HEALTH SYSTEMS HOME HEALTH		1			1
MULTICARE PHYSICIANS			1	100%	1
AVERA SACRED HEART HOSPITAL			1	100%	1
Kroger 779 - The Little Clinic Georgetown		1			1
PROVIDENCE PORTLAND MEDICAL CENTER		1			1
SOUTH DADE NURSING & REHABILITATION CENTER			1	100%	1
Arlington Care Center			1	100%	1
VA Texas Valley Coastal Bend Harlingen HCC		1			1
ST FRANCIS MEDICAL CENTER			1	100%	1
KIOSK MEDICINE KENTUCKY LLC		1			1
TEMPLE UNIVERSITY HOSPITAL			1	100%	1
Encompass Health Rehab Hosp Tinton Falls		1			1
Kroger - KRO03400316			1	100%	1
Waycross VA CBOC		1			1
SUN CITY DIAGNOSTIC CENTER			1	100%	1
ELLCOTT CENTER FOR REHABILITATION AND		1			1
HSRE-ASL CASSELBERRY TRS, LLC			1	100%	1
HAMPTON VAMC		1			1
WESTOX LABS		1			1
MORGAN MEDICAL CENTER		1			1
Ashland Place Health and Rehabilitation, LLC		1			1
CHATSWORTH ASSISTED LIVING COMMUNITY AT PGA NATIONAL			1	100%	1
WILMINGTON NURSING AND REHAB			1	100%	1
WELLINGTON WEST 100176			1	100%	1
SHAW MEDICAL GROUP LLC			1	100%	1
Diversicare of Ripley		1			1
Kroger 588 - The Little Clinic Thompsons Station		1			1
MEDICAL EXAMINERS OFFICE, LEESBURG			1	100%	1
HOUSTON MEDICAL CENTER			1	100%	1
St. Catherine's manor of Findlay		1			1
ALL PRO ORTHOPEDICS & SPORTS MEDICINE, PA			1	100%	1
ATHENS MEDICAL CENTER			1	100%	1
DEVITA		1			1
NIHCC			1	100%	1
SYNAPSE ANALYTICAL LABS		1			1
LIFESTREAM BEHAVIORAL CENTER INC			1	100%	1
EXACCARE KINGSTON, LLC			1	100%	1
MAINE HEALTH AND ENVIRONMENTAL TESTING LABORATORY			1	100%	1
BREVARD COUNTY JAIL			1	100%	1
WALGREENS # 12338		1			1
SOPHIA MEDICAL ASSOCIATES, PC			1	100%	1

# COVID-19: testing by laboratory

Data through Apr 9, 2021 verified as of Apr 10, 2021 at 09:25 AM

Data in this report are provisional and subject to change.

The numbers in the table below represent the number of Florida and non-Florida residents for whom test results were received by the Department of Health. A person can be tested by more than one laboratory and can have both positive and negative results. **Therefore, the sum of the numbers in each column will be larger than the total number of people tested.**

Reporting lab	Inconclusive	Negative	Positive	Percent positive	Total
OMNICARE PHARMACY OF TEXAS 1, LP		1			1
WALGREENS #01456		1			1
SUNSHINE FAMILY & WELLNESS CENTER			1	100%	1
BAPTIST HEALTH MEDICAL PLAZA			1	100%	1
NEW YORK STATE DEPARTMENT OF HEALTH			1	100%	1
CLEVELAND CLINIC FLORIDA WAIVED			1	100%	1
CVS IL8744POCT BROOKFIELD		1			1
MIAMI JEWISH DIALYSIS			1	100%	1
HEARTLAND NURSING & REHABILITATION		1			1
AMBULATORY CARE CLINIC, LLC			1	100%	1
AMBRY GENETICS CORP	1				1
KEY WEST BRANCH MEDICAL CLINIC			1	100%	1
HEALTH GUAGE			1	100%	1
MRMC LAB MICRO			1	100%	1
BARTLE'S PHARMACY INC			1	100%	1
LABORATORY COPRORATION OF AMERICA			1	100%	1
BRISTOL REGINAL MEDICAL CENTER			1	100%	1
LAKE VIEW COURT		1			1
GSM OCED Subsection			1	100%	1
Kroger - KRO01100688			1	100%	1
US LABORATORIES			1	100%	1
Raleigh Center (WV)			1	100%	1
SILVER SPRINGS SHORES DIALYSIS			1	100%	1
CVS CA9751POCT AGOURA		1			1
Signature HealthCare of Bowling Green		1			1
Smg At Bridgewater Family Medicine		1			1
COOSA VALLEY HEALTHCARE CENTER LLC		1			1
CMC MERCY LABORATORY			1	100%	1
PEDIATRIC PARTNERS ZEPHYRHILLS			1	100%	1
LANGLADE			1	100%	1
LAB TEST KENDALL LLC		1			1
SPORTS MEDICINE CLINIC - U OF WYOMING			1	100%	1
MEDICAL ASSOCIATES OF CARTER		1			1
Heritage of Red Cloud		1			1
CRESTHAVEN			1	100%	1
Life Care Center of Paradise Valley		1			1
ROSLYN INTERNAL MEDICINE		1			1
MID FLORIDA DERMATOLOGY ASSOCIATES PA			1	100%	1
REHABILITATION CENTER OF SOUTH GEORGIA		1			1
SELECT SPECIALTY HOSPITAL - ORLANDO SOUTH			1	100%	1
KEY BISCAYNE PEDIATRIC ASSOCIATES INC			1	100%	1
Wedgewood Manor		1			1
Freedom Pointe at The Villages			1	100%	1
CYPRESS CREEK DIALYSIS CTR			1	100%	1
VITAL CARE			1	100%	1
TEXAS HEALTH HARRIS METHODIST HOSPITAL			1	100%	1

# COVID-19: testing by laboratory

Data through Apr 9, 2021 verified as of Apr 10, 2021 at 09:25 AM

Data in this report are provisional and subject to change.

The numbers in the table below represent the number of Florida and non-Florida residents for whom test results were received by the Department of Health. A person can be tested by more than one laboratory and can have both positive and negative results. **Therefore, the sum of the numbers in each column will be larger than the total number of people tested.**

Reporting lab	Inconclusive	Negative	Positive	Percent positive	Total
GALVESTON COUNTY HEALTH DISTRICT			1	100%	1
PROGRESSIVE URGENT CARE, PC			1	100%	1
Orchid Cove at Naples			1	100%	1
NEMOURS CHILDREN'S			1	100%	1
Glenburn Home		1			1
POUDRE VALLEY HOSPITAL			1	100%	1
FAU MEMORY & WELLNESS CENTER			1	100%	1
FORT MYERS DIALYSIS		1			1
ATLANTIS VISION CENTER			1	100%	1
SAINT JOSEPHS HOSPITAL OF ATLANTA			1	100%	1
STAT EMERGENCY CENTER			1	100%	1
San Antonio Residence and Rehabilitation Center		1			1
PULSE MEDICAL DOCTOTS LLC			1	100%	1
MISSION REGIONAL MEDICAL CENTER			1	100%	1
BIODORON LABORATORIES			1	100%	1
LACKAWANNA HEALTH AND REHAB CENTER		1			1
HARTFORD HEALTH CARE & REHABILITATION			1	100%	1
OXLEY PARK HEALTH & REHAB		1			1
BAYLOR SCOTT & WHITE ALL SAINTS MEDICAL CENTER FT			1	100%	1
OUCH URGENT CARE			1	100%	1
SEATTLE-KING COUNTY			1	100%	1
Manor Care of Dallastown d/b/a ManorCare Health Services - Dallastown		1			1
Bayou Vista Community Care Center			1	100%	1
MEMORIAL HOSPITAL LOS BANOS			1	100%	1
CHC			1	100%	1
WHEATON FRANCISCAN LABORATORY			1	100%	1
CVS IL2297651CV JOLIET		1			1
GENESIS MICROBIOLOGY LAB		1			1
Jenkins Living Center		1			1
ADVENTHEALTH MEDICAL GROUP UROLOGY AT EAST ORLANDO		1			1
JPS HEALTH CENTER AT TRUE WORTH PLACE			1	100%	1
PROGRESSIVE MEDICAL RESEARCH			1	100%	1
HEALTH & WELLNESS PROFESSIONALS INC			1	100%	1
SUNRISE/QUAY COUNTY HEALTH CLINIC		1			1
ALTAMONTE SPRINGS WALK IN MED CENTER			1	100%	1
MEMORIAL SATILLA HEALTH			1	100%	1
JOHN PETER SMITH HOSPITAL- OB TRIAGE			1	100%	1
FIT4LIFE MEDICAL CENTER			1	100%	1
CASA DE ORO CARE AND REHABILITATION CE		1			1
Altenheim Senior Living		1			1
SMYTH COUNTY COMMUNITY HOSPITAL LABORATORY			1	100%	1
SEVEN HILLS HEALTHCARE GROUP LLC DBA		1			1
SEMINOLE COUNTY CORRECTIONAL FACILITY			1	100%	1
HUDSON REGIONAL HOSPITAL			1	100%	1
ASHLEY PEDIATRICS DAY & NIGHT CLINIC			1	100%	1
Kroger 618 - The Little Clinic Trail Creek Village		1			1

# COVID-19: testing by laboratory

Data through Apr 9, 2021 verified as of Apr 10, 2021 at 09:25 AM

Data in this report are provisional and subject to change.

The numbers in the table below represent the number of Florida and non-Florida residents for whom test results were received by the Department of Health. A person can be tested by more than one laboratory and can have both positive and negative results. **Therefore, the sum of the numbers in each column will be larger than the total number of people tested.**

Reporting lab	Inconclusive	Negative	Positive	Percent positive	Total
SHERIDAN VAMC		1			1
DAYTONA BEACH CENTRA CARE			1	100%	1
CHATEAU MADELEINE - SENIOR LIVING & MEMORY CARE			1	100%	1
PINELLAS POINT NURSING AND REHAB CENTER			1	100%	1
Accordius Health at Harrisonburg		1			1
Pinnacle Health and Rehab at South Portland		1			1
EXPRESS LAB LIVINGSTON			1	100%	1
GENESIS HOME HEALTH CARE SERVICES OF			1	100%	1
WASHINGTON SOLDIERS HOME AND COLONY		1			1
HALE KUPUNA HERITAGE HOME		1			1
Kroger 569 - The Little Clinic Gallatin		1			1
ORMOND PEDIATRICS PA			1	100%	1
PEDIATRIC ASSOCIATES OF JULINGTON CREEK			1	100%	1
PATIENT FIRST - GARRISONVILLE			1	100%	1
WESTON COUNTY HEALTH SERVICES			1	100%	1
ADVANCE HEALTH AND WELLNESS SOLUTIONS			1	100%	1
SMA BEHAVIORAL HEALTH SERVICES INC		1			1
MINUTE CLINIC DIAGNOSTIC MED GRP OF CA		1			1
ST JOSEPHS CHILDRENS HOSPITAL PEDI TRANSPORT			1	100%	1
WALGREENS #5130			1	100%	1
HIGH DESERT COURT GROUP HOME			1	100%	1
INFANTS & CHILDREN PA			1	100%	1
YORK HOSPITAL: MICROBIOLOGY			1	100%	1
MID-FLORIDA PATHOLOGY LLC		1			1
BAPTIST HEALTH PRIMARY CARE AT CUTLER BAY			1	100%	1
NEMOURS CHILDREN'S PRIMARY CARE			1	100%	1
JOHN MANCHIN SR HEALTH CARE CENTER		1			1
COASTAL PEDIATRICS LLC			1	100%	1
Washington County Nursing Home			1	100%	1
QUALITY LAB			1	100%	1
ADVANCED MEDICAL LABORATORIES (AML)			1	100%	1
KINGSWAY MEDICAL CENTER INC			1	100%	1
MEDEXPRESS URGENT CARE-HAVERHILL		1			1
HIGHLAND LABORATORY			1	100%	1
BMRHC HARRISON		1			1
EMERY MEDICAL CENTER			1	100%	1
ERIE COUNTY EMERGENCY SERVICES DIV OF		1			1
GWINNETT MEDICAL CENTER			1	100%	1
SUN LABORATORY SERVICES,INC			1	100%	1
DOCTORS HOSPITAL OF LAREDO			1	100%	1
PANCARE HEALTH - BRUCE			1	100%	1
BOND & STEELE CLINIC, PA			1	100%	1
CARSON NURSING AND REHABILITATION CENTER		1			1
THE INTERNAL MEDICAL GROUP		1			1
LIFE CARE CENTER OF HILTON HEAD		1			1
EVANS FAMILY CARE PA			1	100%	1

# COVID-19: testing by laboratory

Data through Apr 9, 2021 verified as of Apr 10, 2021 at 09:25 AM

Data in this report are provisional and subject to change.

The numbers in the table below represent the number of Florida and non-Florida residents for whom test results were received by the Department of Health. A person can be tested by more than one laboratory and can have both positive and negative results. **Therefore, the sum of the numbers in each column will be larger than the total number of people tested.**

Reporting lab	Inconclusive	Negative	Positive	Percent positive	Total
BEACH CARE PLLC			1	100%	1
DOYLESTOWN HOSPITAL			1	100%	1
COMMUNITY CARE CENTER		1			1
FAMILY PRACTICE OF CENTRAL FLORIDA PA			1	100%	1
MBMG OF WINTER HAVEN			1	100%	1
URGENT DOC -NACOGODOCHES CLINIC			1	100%	1
Kroger 356 - The Little Clinic Middletown		1			1
Crisp Regional Nursing and Rehab Center		1			1
WALMART PHARMACY 10-4554		1			1
MERCY MEDICAL CENTER INC			1	100%	1
GENEVA FAMILY HEALTH			1	100%	1
SIGNATURE CARE MIDLAND			1	100%	1
WAKE FOREST MEDICAL CENTER LABORATORY			1	100%	1
Nemours Children's Clinic-Orla			1	100%	1
ALBUQUERQUE INDIAN HEALTH CENTER		1			1
NABI		1			1
GAMMA HEALTHCARE, INC		1			1
GADSDEN FAMILY PRACTICE		1			1
Melbourne Terrace Rehabilitation Center			1	100%	1
HUNTERS CREEK MEDICAL ASSOCIATES PA		1			1
TMH URGENT CARE CENTER			1	100%	1
MD NOW MEDICAL CENTERS, INC			1	100%	1
CLEVELAND HEARTLAB			1	100%	1
Greene Meadows Nursing and Rehabilitation Center		1			1
MEDEXPRESS URGENT CARE - LEOMINSTER		1			1
DR PHILLIPS CENTER FOR WELLNESS		1			1
HIDALGO FAMILY CLINIC			1	100%	1
MCR HEALTH MEDICAL EXPRESS			1	100%	1
DAVITA DIALYSIS-NORTH			1	100%	1
ENCOMPASS HEALTH HOME HEALTH		1			1
ADAPTIVE BIOTECHNOLOGIES			1	100%	1
CONNECTICUT PEDIATRICS @ CHC		1			1
PINECREST MANOR		1			1
DESTIN SURGERY CENTER LTD		1			1
FAITH FAMILY PRACTICE			1	100%	1
HATLEY HEALTH CARE, INC		1			1
MT VIEW			1	100%	1
HEARTLAND OF ZEPHYRHILLS FL, LLC			1	100%	1
URGENT CARE CENTER OF PORT ORANGE LLC			1	100%	1
BAPTIST HOSPITAL EAST			1	100%	1
FLORIDA ADVANCED MEDICAL AND DERM AESTHETICS LLC			1	100%	1
Robinson Terrace Rehabilitation and Nursing Center		1			1
AESTHETIC PHYSICIANS PC			1	100%	1
LANGLEY DIALYSIS			1	100%	1
Remarkable Healthcare Dallas			1	100%	1
BRIDGES AT LIFE CARE CENTER OF OCALA, THE			1	100%	1

# COVID-19: testing by laboratory

Data through Apr 9, 2021 verified as of Apr 10, 2021 at 09:25 AM

Data in this report are provisional and subject to change.

The numbers in the table below represent the number of Florida and non-Florida residents for whom test results were received by the Department of Health. A person can be tested by more than one laboratory and can have both positive and negative results. **Therefore, the sum of the numbers in each column will be larger than the total number of people tested.**

Reporting lab	Inconclusive	Negative	Positive	Percent positive	Total
SMITH KLINE			1	100%	1
Kroger 500 - The Little Clinic Speedway		1			1
ANY LAB TEST NOW JACKSONVILLE		1			1
BETTER U BETTER LIFE WELLNESS LLC			1	100%	1
SIERRA HEALTH CARE CENTER		1			1
HARMONY HEALTHCARE ORLANDO INC		1			1
Williamstown Commons			1	100%	1
SARHA DOCTORS CENTER			1	100%	1
Walgreens #3049		1			1
Crowne Health Care of Eufaula		1			1
ARLINGTON ADULT RESIDENTIAL FACILITY, INC			1	100%	1
MEMORIAL HERMANN SOUTHWEST HOSPITAL			1	100%	1
CVS KS8601POCT OVERLAND PARK			1	100%	1
EXPRESS CARE OF OCALA			1	100%	1
SCHUYLER HOSPITAL		1			1
BROWARD MEDICAL LAB			1	100%	1
CONSOLIDATED			1	100%	1
EAGLE COUNTY HEALTH AND HUMAN SERVICES			1	100%	1
SEGAL INSTITUTE FOR CLINICAL RESEARCH INC			1	100%	1
BOCA RATON REGIONAL HOSPITAL		1			1
HEALTH FIRST MEDICAL GROUP LLC			1	100%	1
EH FARGO HOSPITAL LABORATORY			1	100%	1
ABRAKIDABRA KIDS CLINIC			1	100%	1
CVS OH3481POCT MARYSVILLE		1			1
MEDHEALTH CLINICAL INC			1	100%	1
ADVANCE CARDIOVASCULAR IMAGING, INC			1	100%	1
BROOKSVILLE REGIONAL HOSPITAL			1	100%	1
FAMILY MEDICAL CENTER OF HOLLYWOOD PA			1	100%	1
CORPORATION OF AMERICA		1			1
Harbor House		1			1
HALIFAX FAMILY HEALTH CENTER			1	100%	1
UNIVERSITY OF MIAMI - LENNAR CENTER			1	100%	1
HUNTSVILLE HOSPITAL			1	100%	1
CARDIAC AND VASCULAR CONSULTANTS MD PA		1			1
STANDIFER PLACE		1			1
OCALA RKC EAST HEMO #1			1	100%	1
Brown Memorial Home		1			1
SHRIVERS PHARMACY AND WELLNESS CENTER			1	100%	1
MEDEXPRESS NORTHSIDE			1	100%	1
Mayfair Village Nursing Care Center		1			1
CARING PROFESSIONAL HEALTH CARE LLC		1			1
TITUS REGIONAL MEDICAL CENTER			1	100%	1
MERRILL GARDENS AT CHAMPIONSGATE			1	100%	1
ST ANTHONY'S PINELLAS CARE CLINIC			1	100%	1
SENCARE MANAGEMENT		1			1
KENT		1			1

# COVID-19: testing by laboratory

Data through Apr 9, 2021 verified as of Apr 10, 2021 at 09:25 AM

Data in this report are provisional and subject to change.

The numbers in the table below represent the number of Florida and non-Florida residents for whom test results were received by the Department of Health. A person can be tested by more than one laboratory and can have both positive and negative results. **Therefore, the sum of the numbers in each column will be larger than the total number of people tested.**

Reporting lab	Inconclusive	Negative	Positive	Percent positive	Total
HEALTHCARE AND REHAB OF SANFORD			1	100%	1
LANTANA HC LAB			1	100%	1
SUNCOAST PRIMARY CARE LLC			1	100%	1
CARROLL UNIVERSITY STUDENT HEALTH CENTER		1			1
HOSPITAL METROPOLITANO SAN GERMAN			1	100%	1
STEPHEN G NELSON MD PA			1	100%	1
JUP Serology SubSection			1	100%	1
ATHENS LIMESTONE HOSPITAL		1			1
VIRTUA HEALTH AND REHABILITATION		1			1
CVS AZ9273POCT TUCSON			1	100%	1
FLORIDA FAMILY LABORATORY		1			1
WELL-KEY URGENT CARE SEVIERVILLE			1	100%	1
Kroger 683 - The Little Clinic Foothills Plaza		1			1
Fairhope		1			1
C V S / PHARMACY #833		1			1
ST MARYS HEALTH CARE SYSTEM		1			1
VANAJA SUREDDI MD PA			1	100%	1
Avista Nursing and Rehab			1	100%	1
LOGAN COUNTY HOSPITAL			1	100%	1
Greenhaven Health and Rehabilitation		1			1
TIMPANOGOS REGIONAL HOSPITAL			1	100%	1
SC-GA2018 THE RIDGE REHABILITATION & H		1			1
FIVE STAR PREMIER RESIDENCES OF POMPANO BEACH			1	100%	1
THE MEDICAL CENTER			1	100%	1
MEDICAL LIFE-INC GUIDEWELL EMERGENCY MEDICINE			1	100%	1
NOVANT HEALTH PRINCE WILLIAM WELLNESS CENTER			1	100%	1
Kroger 016 - The Little Clinic Centennial		1			1
WORKFORCE HEALTH DEPARTMENT			1	100%	1
GENESIS HEALTH SYSTEM			1	100%	1
NEXT LEVEL URGENT CARE (WOODLANDS)			1	100%	1
PORTAGE MEDICAL CENTER			1	100%	1
THE LITTLE CLINIC, LLC			1	100%	1
Kroger 670 - The Little Clinic Powell		1			1
INDIAN RIDGE		1			1
Mason Health and Rehab		1			1
COASTAL ER IX, PHYSICIANS PREMIER			1	100%	1
BOCA GENERAL AND FAMILY MEDICINE		1			1
DERMDX, DIV OF AURORA DIAGNOSTICS/BERNHARDT LAB		1			1
CAN COMMUNITY HEALTH LLC		1			1
Monument Health Strugis Care Center		1			1
FRIO REGIONAL PRIMARY CARE AND URGENT CARE CLINIC			1	100%	1
PCG MOLECULAR			1	100%	1
Spring Gate Rehab and Healthcare Center		1			1
URGENT 202 COX CREEK PKWY		1			1
SUNY AT STONY BROOK			1	100%	1
PENROSE HOSPITAL			1	100%	1



# COVID-19: testing by laboratory

Data through Apr 9, 2021 verified as of Apr 10, 2021 at 09:25 AM

Data in this report are provisional and subject to change.

The numbers in the table below represent the number of Florida and non-Florida residents for whom test results were received by the Department of Health. A person can be tested by more than one laboratory and can have both positive and negative results. **Therefore, the sum of the numbers in each column will be larger than the total number of people tested.**

Reporting lab	Inconclusive	Negative	Positive	Percent positive	Total
NEMOURS CHILDRENS URGENT CARE			1	100%	1
CHILDRENS HEALTHCARE CTE OF NORTHERN		1			1
Riverside Nursing & Rehabilitation Center		1			1
PROVIDENCE HOSPITAL			1	100%	1
PARKWAY REGIONAL MEDICAL CENTER LAB			1	100%	1
Kroger 527 - The Little Clinic Hwy 70 S.		1			1
HOLYOKE MEDICAL CENTER			1	100%	1
LAB. CORP. OF AMERICA			1	100%	1
INTERNAL MEDICINE GROUP OF WINTER HAVEN PA		1			1
CARESPOT - WELLINGTON			1	100%	1
Accordius Health at Gastonia			1	100%	1
ADVANCE GASTROENTEROLOGY			1	100%	1
PREVENTIVE CARDIOLOGY AND INTERNAL MEDICINE ASSOCI			1	100%	1
METHODISM MIDLOTHIAN MEDICAL CENTER			1	100%	1
NHC HEALTH CARE CENTER		1			1
TRIPLE O RESEARCH INSTITUTE PA			1	100%	1
THYROID SPECIALTY LABORATORY			1	100%	1
CLARKSVILLE MANOR INC		1			1
NEW ULM MEDICAL CENTER			1	100%	1
TALLAHASSEE DIALYSIS		1			1
Oak Hill Health & Rehabilitation Center			1	100%	1
J F K PEDIATRICS			1	100%	1
CORE OCCUPATIONAL MEDICINE			1	100%	1
PALM BEACH PEDIATRIC UROLOGY			1	100%	1
CLINICAL MICROBIOLOGY LAB FAIRVIEW UNIVERSITY HOSPITAL			1	100%	1
CAN COMMUNITY HEALTH NORTH MIAMI, FL		1			1
SPECTRUM LUDINGTON			1	100%	1
MEDEXPRESS URGENT CARE - JACKSON		1			1
RADIANCE HEALTH RX		1			1
MYLAN-SOUTH POINT PA		1			1
DAVENPORT PEDIATRICS CLERMONT			1	100%	1
HOLMES FAMILY PRACTICE PA			1	100%	1
CVS TN6414POCT SMYRNA		1			1
Traymore Nursing Center		1			1
Cerenity Senior Care-White Bear Lake		1			1
ANDERSON NURSING CENTER			1	100%	1
SPRINGFIELD HOSPITAL			1	100%	1
Hinesville VA Clinic		1			1
INTERIM HEALTHCARE OF PALM COAST			1	100%	1
INTERIM HEALTHCARE			1	100%	1
CLINICAL LABORATORY DEPARTMENT			1	100%	1
Kroger 539 - The Little Clinic Memorial Blvd.		1			1
ANDREWS			1	100%	1
Diversicare of Eupora		1			1
MARYWOOD HEIGHTS		1			1
CLINTON DRUG STORE		1			1

# COVID-19: testing by laboratory

Data through Apr 9, 2021 verified as of Apr 10, 2021 at 09:25 AM

Data in this report are provisional and subject to change.

The numbers in the table below represent the number of Florida and non-Florida residents for whom test results were received by the Department of Health. A person can be tested by more than one laboratory and can have both positive and negative results. **Therefore, the sum of the numbers in each column will be larger than the total number of people tested.**

Reporting lab	Inconclusive	Negative	Positive	Percent positive	Total
Central Alabama Veterans HCS - East Campus		1			1
RIVERTON CBOC			1	100%	1
PSL JAX BEACH OPERATIONS LLC			1	100%	1
INNOVATIVE HEALTH DIAGNOSTIC OF CALIFORNIA			1	100%	1
HANCOCK REGIONAL HOSPITAL		1			1
Oakview Manor Health and Rehab		1			1
IDAHO HEALTH DEPARTMENT			1	100%	1
Piqua Manor		1			1
NEMOURS CHILDREN'S PRIMARY CARE			1	100%	1
DORAL KIDNEY CENTER			1	100%	1
Juniper Village at Bucks County		1			1
MEDCARE QUALITY MEDICAL CENTER LLC			1	100%	1
PALMETTO CHARTER SCHOOL		1			1
NULEASE MEDICAL SOLUTIONS			1	100%	1
DORA HOME CARE			1	100%	1
MEMPHIS URGENT CARE #2, LLC			1	100%	1
PALMA CEIA MED GROUP-SWANN		1			1
INTERMOUNTAIN HEALTHCARE CENTRAL LABORATORY			1	100%	1
MYCLINIC, INC			1	100%	1
ROSE MEDICAL CENTER LAB			1	100%	1
NEW RIVER HEALTH DISTRICT			1	100%	1
Vista Park			1	100%	1
NOORANI MEDICAL CENTER LLC			1	100%	1
PHYSICIANS URGENT CARE			1	100%	1
COLLINS NURSING HOME		1			1
FIRSTCARE MEDICAL CENTER			1	100%	1
PHYSICIAN ASSOCIATES, LLC			1	100%	1
Davie Nursing & Rehabilitation Center		1			1
TMH PHYSICIAN PARTNERS QUINCY			1	100%	1
LOUISIANA STATE LAB			1	100%	1
Orange City Nursing and Rehab Center			1	100%	1
SILVERMAN			1	100%	1
DORNOCH PLACE DEL PRADO		1			1
HEALTH CLINIC,THE		1			1
WELLPATH			1	100%	1
CVS PA2867POCT FOLSOM		1			1
VIP STARNETWORK		1			1
Good Samaritan Society-Atkinson		1			1
NEWCARE PRIMARY MEDICINE			1	100%	1
CFHC - FROSTPROOF			1	100%	1
Masonic Medical Research Institute			1	100%	1
CVS TX7824POCT GARLAND		1			1
ORLANDO DIALYSIS		1			1
CORVALLIS CLINIC PC LAB		1			1
YOUR KIDS URGENT CARE			1	100%	1
MIAMI CHILDRENS HOSPITAL MIDTOWN OUTPATIENT CENTER			1	100%	1

# COVID-19: testing by laboratory

Data through Apr 9, 2021 verified as of Apr 10, 2021 at 09:25 AM

Data in this report are provisional and subject to change.

The numbers in the table below represent the number of Florida and non-Florida residents for whom test results were received by the Department of Health. A person can be tested by more than one laboratory and can have both positive and negative results. **Therefore, the sum of the numbers in each column will be larger than the total number of people tested.**

Reporting lab	Inconclusive	Negative	Positive	Percent positive	Total
KELLY			1	100%	1
Kempsville Health and Rehab Center		1			1
PRESTIGE ER			1	100%	1
Villa Maria			1	100%	1
COASTAL MANOR		1			1
TILLAMOOK COUNTY GENERAL HOSPITAL LAB		1			1
ALTA BATES SUMMIT MEDICAL CENTER CLINICAL LAB			1	100%	1
MEDEXPRESS URGENT CARE - LAWTON		1			1
PASCO COUNTY HEALTH DEPARTMENT			1	100%	1
Walgreens #5421		1			1
Manorcare Health Services - Williamsport South		1			1
Walgreens #9121		1			1
BAYFRONT CARDIOVASCULAR ASSOCIATES			1	100%	1
HEARTLAND PHARMACY SEBRING			1	100%	1
CLIFTON-FINE HOSPITAL LABORATORY		1			1
Bolingreen Health and Rehabilitation		1			1
GOSHEN HOSPITAL			1	100%	1
MONMOUTH MEDICAL CENTER		1			1
SANITAS RESEARCH LLC			1	100%	1
Kroger 397 - The Little Clinic Frankfort East		1			1
HOLLAND COMMUNITY HOSPITAL		1			1
Bethel Lutheran Nursing & Rehabilitation Center		1			1
Dupage Care Center			1	100%	1
MEDEXPRESS URGENT CARE - HADLEY		1			1
CLEVELAND CLINIC OHIO LABORATORIES			1	100%	1
CHOTA COMMUNITY HEALTH SERVICES		1			1
HORIZON MEDICAL CENTER			1	100%	1
FLORIDA HEALTH CARE MEDICAL GROUP		1			1
ORLANDO PHYSICIAN NETWORK		1			1
Memorial Health Care Center			1	100%	1
WYOMING OPCO, LLC DBA MEDILODGE OF WYO		1			1
HEAD 2 TOE PEDIATRICS, PLLC			1	100%	1
QUALITY CLINICAL LAB LLC			1	100%	1
SCRIPPS MERCY HOSPITAL			1	100%	1
CRUSADER COMMUNITY HEALTH			1	100%	1
LEGACY AT HIGHWOODS PRESERVE		1			1
CAREWELL URGENT CARE FITCHBURG			1	100%	1
CONCENTRA - OCALA		1			1
REFERENCE LABORATORY			1	100%	1
LIMA MEMORIAL HOSPITAL			1	100%	1
OCALA REGIONAL DIALYSIS- NORTH			1	100%	1
PULMONARY, CRITICAL CARE AND SLEEP DISORDERS INSTITUTE OF SOUTH FLORID			1	100%	1
FAYETTE MEDICAL CENTER LAB		1			1
JOHNSON & JOHNSON VISION CARE-VISTAKON			1	100%	1
WEST VIRGINIA LABORATORIES			1	100%	1
MCCALLIE SCHOOL-STUDENT HEALTH CENTER		1			1

# COVID-19: testing by laboratory

Data through Apr 9, 2021 verified as of Apr 10, 2021 at 09:25 AM

Data in this report are provisional and subject to change.

The numbers in the table below represent the number of Florida and non-Florida residents for whom test results were received by the Department of Health. A person can be tested by more than one laboratory and can have both positive and negative results. **Therefore, the sum of the numbers in each column will be larger than the total number of people tested.**

Reporting lab	Inconclusive	Negative	Positive	Percent positive	Total
Harris Hill Nursing Facility		1			1
WEST FLORIDA MEDICAL CENTER CLINIC			1	100%	1
DEVLIN MANOR NURSING AND REHABILITATION		1			1
MARTIN LUTHER KING RENAL INSTITUTE			1	100%	1
SKYRIDGE CLINICAL ASSOCIATES		1			1
VA ST LOUIS HEALTH CARE SYSTEM			1	100%	1
SUNCOAST RESEARCH GROUP LLC			1	100%	1
Lemont Nursing and Rehab Center			1	100%	1
FLORIDA MEDICAL CLINIC PA GI			1	100%	1
DILELLA			1	100%	1
SIPERSTEIN DERMATOLOGY LLC			1	100%	1
FRESENIUS MEDICAL CARE TRADTION			1	100%	1
CROZER-CHESTER MEDICAL CENTER			1	100%	1
CONCENTRA - TAMPA EAST		1			1
SUNCOAST FAMILY MEDICAL ASSOCIATES			1	100%	1
SUMMIT HEALTHCARE REGIONAL MEDICAL		1			1
FLORIDA CLINICAL RESEARCH CENTER, LLC			1	100%	1
STEPHENS COUNTY HOSPITAL			1	100%	1
NORTHWEST TEXAS HEALTHCARE SYSTEM,INC			1	100%	1
DR Q PEDIATRICS			1	100%	1
ARTESIAN HOME		1			1
MARYLAND DEPARTMENT OF HEALTH AND MENTAL HYGIENE			1	100%	1
NONA MEDICAL ARTS		1			1
BLESSINGS MEDICAL CLINIC, THE			1	100%	1
MOUNTAINVIEW URGENT CARE VALLEY		1			1
WILLOWBROOKE COURT AT MATTHEWS GLEN		1			1
PRIORITY CARE LLC			1	100%	1
IRA FIALKO DO			1	100%	1
DIXIE REGIONAL MEDICAL CENTER			1	100%	1
ANMED HEALTH MEDICAL CENTER			1	100%	1
Ramsey Village		1			1
Victory Health and Rehabilitation			1	100%	1
INNOVATIVE CARE PARTNERS PLLC			1	100%	1
MDS PHARMA SERVICES		1			1
SANTA CLARA VALLEY MEDICAL CENTER			1	100%	1
Kroger 368 - The Little Clinic Frankfort West		1			1
ALLIED PHYSICIANS GROUP		1			1
USC VERDUGO HILLS HOSPITAL			1	100%	1
BRIGHAM YOUNG UNIV STUDENT HEALTH CTR			1	100%	1
SUMMERLIN MEDICAL CENTRE			1	100%	1
CLINICAL PATHOLOGY LABORATORIES SOUTHEAST INC			1	100%	1
SPECIALTY MOLECULAR - DENVER			1	100%	1
PROVIDENCE ST. PATRICK HOSPITAL			1	100%	1
LIFECARE MEDICAL CENTER			1	100%	1
ELEMENTS PHARMACY			1	100%	1
MEDCARE-GARNERS FERRY			1	100%	1

# COVID-19: testing by laboratory

Data through Apr 9, 2021 verified as of Apr 10, 2021 at 09:25 AM

Data in this report are provisional and subject to change.

The numbers in the table below represent the number of Florida and non-Florida residents for whom test results were received by the Department of Health. A person can be tested by more than one laboratory and can have both positive and negative results. **Therefore, the sum of the numbers in each column will be larger than the total number of people tested.**

Reporting lab	Inconclusive	Negative	Positive	Percent positive	Total
WORKCARE, INC GLOBALFOUNDRIES			1	100%	1
Waters of Covington		1			1
MARTIN MEMORIAL MEDICENTER			1	100%	1
PUBLIX PHARMACY #1122		1			1
MY INSTADOC - HOWELL URGENT CARE		1			1
WEST BOCA MEDICAL CENTER			1	100%	1
MEDEXPRESS-DOVER		1			1
LIFEGUARD AMBULANCE SERVICE LLC, TEXAS			1	100%	1
Kroger 838 - The Little Clinic Fairborn		1			1
Indian Oaks Living Center		1			1
Hempfield Manor		1			1
MID FLORIDA BIOLOGICALS			1	100%	1
Signature Healthcare of Fort Wayne		1			1
SYNERGENE LABORATORY			1	100%	1
BHS PHYSICIAN NETWORK			1	100%	1
ST VINCENT'S AMBULATORY CARE INC			1	100%	1
EXPRESS CARE OF LEESBURG			1	100%	1
NEW ERA COMMUNITY HEALTH CENTER LLC		1			1
LRHS Pablo Urgent Care		1			1
CDR MAGUIRE - STUART MISSION			1	100%	1
Avon Health Center		1			1
STEWARD FLORIDA ALF, INC			1	100%	1
FLAGLER PROFESSIONAL HEALTH CARE SERVICES INC		1			1
RIVERSIDE MEDICAL CENTER		1			1
White Oak Manor - Rock Hill		1			1
ST JOHN HOSPITAL & MEDICAL CENTER MICRO			1	100%	1
CUSTOM SCRIPTS PHARMACY		1			1
Heartland of Perrysburg		1			1
Falmouth By The Sea			1	100%	1
MEDEXPRESS URGENT CARE-MEADVILLE			1	100%	1
Community Compassion Center of Batesville			1	100%	1
SANFORD LABORATORIES WATERTOWN			1	100%	1
BROOKSHIRE, THE			1	100%	1
441 URGENT CARE CENTER - BROWNWOOD			1	100%	1
ROSE HAVEN NURSING CENTER		1			1
ASSOCIATESMD			1	100%	1
PHYSICIANS LAB INC			1	100%	1
KIDZ FAMILY CARE			1	100%	1
BROOKS REHAB			1	100%	1
NORTH COUNTY MEDICAL LAB			1	100%	1
ALL CHILDRENS PEDIATRIC CLINIC			1	100%	1
UMASS MEMORIAL/MARLBORO HOSPITAL			1	100%	1
PEDIATRIC SPECIALTY CLINIC COLLIER			1	100%	1
MEDICAL CENTER OF TRINITY - MOB		1			1
IZ MEDICAL		1			1
LAKE WALES DIALYSIS CENTER			1	100%	1

# COVID-19: testing by laboratory

Data through Apr 9, 2021 verified as of Apr 10, 2021 at 09:25 AM

Data in this report are provisional and subject to change.

The numbers in the table below represent the number of Florida and non-Florida residents for whom test results were received by the Department of Health. A person can be tested by more than one laboratory and can have both positive and negative results. **Therefore, the sum of the numbers in each column will be larger than the total number of people tested.**

Reporting lab	Inconclusive	Negative	Positive	Percent positive	Total
BAPTIST HEALTH SURGERY CENTER			1	100%	1
WW Chem Auto SS			1	100%	1
NORTH BROWARD MEDICAL CENTER			1	100%	1
NORTHERN KENTUCKY HEALTH DEPARTMENT			1	100%	1
Peninsula Nursing and Rehabilitation Center		1			1
ADVANCED INDIVIDUALIZED MEDICINE OF NAPLES			1	100%	1
UT MD ANDERSON CANCER CENTER-TUMOR MARKER LAB			1	100%	1
CENTRAL FLORIDA HOSPITALIST			1	100%	1
MEMORIAL HOSPITAL MIRAMAR WAIVED TESTING			1	100%	1
WINTER GARDEN CHILDREN'S HEALTH CENTERS			1	100%	1
CENTRAL FLA PEDIATIC URGENT CARE LLC		1			1
GATEWAY HEALTHCARE, PC			1	100%	1
KROGER 915 - THE LITTLE CLINIC ANDERSON			1	100%	1
MEMORIAL HERMANN MEDICAL GROUP-ATASCOCITA PEDS			1	100%	1
PALMETTO LANDING			1	100%	1
HAYS CLINICAL LAB			1	100%	1
PHOENIX MEDICAL CLINIC			1	100%	1
JOHN D. ARCHBOLD MEMORIAL HOSPITAL			1	100%	1
UF HEALTH FAMILY MEDICINE-GOODBYS CREEK			1	100%	1
Glenview Terrace Nursing Center		1			1
PALM COAST DRAW STATION/AMERICAN HEALTH ASSOCIATES		1			1
COSTAMED GRUPO MEDICO			1	100%	1
BLACK SHEEP MEDICAL			1	100%	1
STONESPRINGS HOSPITAL CENTER			1	100%	1
PATHOLOGYT & LAB MEDICINE SERVICES			1	100%	1
LAKE MARY DIALYSIS			1	100%	1
CVS NV9586POCT RENO		1			1
NORTH MIAMI BEACH SURGICAL CENTER			1	100%	1
Kroger 909 - The Little Clinic Hamilton			1	100%	1
Elderwood at Lancaster		1			1
Villages of St.Peters		1			1
HOLY CITY MED URGENT CARE			1	100%	1
THE BRENNITY AT TRADITION			1	100%	1
CARE CONNECTIONS AT HOME LLC			1	100%	1
CARENOW URGENT CARE – SPRING			1	100%	1
ORAL & FACIAL SURGERY			1	100%	1
MEMORIAL MEDICAL CENTER			1	100%	1
RIVERSIDE COUNTY PUBLIC HEALTH LABORATORY			1	100%	1
HOME AIDE SVC OF EASTERN NY INC D/B/A		1			1
LABONE		1			1
PEDIATRIC PARTNERS OF ZEPHYRHILLS PA			1	100%	1
PACE UNIVERSITY HEALTH CARE		1			1
1ST CHOICE URGENT CARE CENTER LLC			1	100%	1
HEARTLAND REGIONAL MEDICAL CENTER		1			1
MOUNT SINAI MEDICAL CENTER HIALEAH			1	100%	1
HENRY FORD HOSPITAL			1	100%	1

# COVID-19: testing by laboratory

Data through Apr 9, 2021 verified as of Apr 10, 2021 at 09:25 AM

Data in this report are provisional and subject to change.

The numbers in the table below represent the number of Florida and non-Florida residents for whom test results were received by the Department of Health. A person can be tested by more than one laboratory and can have both positive and negative results. **Therefore, the sum of the numbers in each column will be larger than the total number of people tested.**

Reporting lab	Inconclusive	Negative	Positive	Percent positive	Total
WOOD COUNTY HEALTH DEPARTMENT			1	100%	1
URGENT CARE OF COASTAL GEORGIA			1	100%	1
PEDIATRIC PARTNERS			1	100%	1
Diversicare of Smyrna		1			1
MT SINA1 HOSPICE			1	100%	1
PREMISEHEALTH		1			1
JP MORGAN CHASE HEALTH SERVICES			1	100%	1
ASSOCIATES MD MEDICAL GROUP INC			1	100%	1
BAYMEADOWS PEDIATRIC CARE		1			1
UNIVERSITY OF SOUTH FLORIDA			1	100%	1
PREMIER HEALTH CARE INC			1	100%	1
GIBSON AREA PRIMARY CARE			1	100%	1
ST JUDE CARE CENTER		1			1
PALMETTO PRIMARY CARE PHYSICIANS			1	100%	1
WESLEY MEDICAL CENTER			1	100%	1
Livingston County Center for Nursing and Rehabilitation		1			1
CVS OK6225POCT EDMOND		1			1
CARENOW-MONTGOMERY			1	100%	1
WINCHESTER URGENT CARE, PC		1			1
Walgreens #11724		1			1
PALM COTTAGE OPERATOR LLC			1	100%	1
HENRY FORD WEST BLOOMFIELD HOSPITAL			1	100%	1
RAYMOND F CARON MD			1	100%	1
ADVANCED CARDIOVASCULAR DIAGNOSTICS PL		1			1
STITCHES ACUTE CARE CENTER OF CHEYENNE			1	100%	1
Sherwood Oaks Health Center			1	100%	1
METRO HEALTH HOSPITAL LABORATORY		1			1
AVERA MEDICAL GROUP			1	100%	1
Parkview Care Center			1	100%	1
STUDENT HEALTH CENTER			1	100%	1
COVE AT THE MARBELLA,THE			1	100%	1
WALGREENS #10308		1			1
Pelican Health Norfolk			1	100%	1
Alden Lincoln Park			1	100%	1
LAKELAND MEDICAL CENTER			1	100%	1
GREATER MIAMI DIALYSIS			1	100%	1
STVHCS - Dental Outpatient Clinic		1			1
ASHLEY PEDIATRICS DAY AND NIGHT CLINIC			1	100%	1
ALIMETRIX INC		1			1
Kroger 894 - The Little Clinic NEC		1			1
UNIVERSITY OF VERMONT MEDICAL CENTER			1	100%	1
CENTRAL CAROLINA HOSPITAL			1	100%	1
Salem Hills Rehabilitation and Nursing Center		1			1
LABTECH DIAGNOSTICS			1	100%	1
RENOWN REGIONAL MEDICAL CENTER			1	100%	1
CRAWFORD COUNTY CARE CENTER		1			1

# COVID-19: testing by laboratory

Data through Apr 9, 2021 verified as of Apr 10, 2021 at 09:25 AM

Data in this report are provisional and subject to change.

The numbers in the table below represent the number of Florida and non-Florida residents for whom test results were received by the Department of Health. A person can be tested by more than one laboratory and can have both positive and negative results. **Therefore, the sum of the numbers in each column will be larger than the total number of people tested.**

Reporting lab	Inconclusive	Negative	Positive	Percent positive	Total
2504-HOMEWOOD		1			1
ELKTON TRANSITIONAL CARE CENTER		1			1
GATEWAY FAMILY HEALTH CLINIC			1	100%	1
BAPTIST EMERGENCY HOSPITAL - KELLY			1	100%	1
WESTCOAST FAMILY PRACTICE		1			1
NEW HORIZON PRIMARY CARE LLC			1	100%	1
SACRED HEART MEDICAL CENTER			1	100%	1
Eddy Memorial Geriatric Center		1			1
BRANKO D PEJIC MD FAMILY PRACTICE			1	100%	1
Baypoint Healthcare Center			1	100%	1
ADVANCED RESEARCH AND DIAGNOSTIC LABORATORY UNIVERSITY OF MINNESOTA			1	100%	1
PALMS WEST SURGICENTER		1			1
MARTIN MEM FAMILY CARE AT ST LUCIE W			1	100%	1
FOUNDATION LABORATORY			1	100%	1
Maplewood of Cheshire County		1			1
ROYAL PALM PEDIATRICS			1	100%	1
LAMARQUE DIALYSIS			1	100%	1
CAREHERE HUDSON BAY			1	100%	1
CERMAK HEALTH SERVICES			1	100%	1
NSPIRE HEALTHCARE PLANTATION			1	100%	1
ASHLEY CLINICAL DIAGNOSTIC LABORATORY			1	100%	1
FIRST CARE WALK IN CLINIC LLC			1	100%	1
CVS KS8573POCT OVERLAND PARK		1			1
SOMA MEDICAL CENTER PA #2 OAKLAND			1	100%	1
Village Crest Center for Health & Rehabilitation		1			1
URGENT CARE OF FORT LAUDERDALE INC			1	100%	1
RIVERVIEW HOSPITAL	1				1
ELAN MANATEE			1	100%	1
MONROE COUNTY PUBLIC HEALTH DEPARTMENT			1	100%	1
ROAN MOUNTAIN MEDICAL CENTER			1	100%	1
NORTH SHORE HEMATOLOGY-ONCOLOGY ASSOCI		1			1
LAB PLUS, LLC			1	100%	1
DIGNITY HEALING LLC			1	100%	1
SHARON REGIONAL MEDICAL CENTER			1	100%	1
THE CHILDREN'S HOSPITAL OF PHILADELPHIA		1			1
ARIZA WELLNESS CARE LLC			1	100%	1
NORTHEAST REGIONAL MEDICAL CENTER			1	100%	1
Alaska Domiciliary Care for Homeless Veterans		1			1
EMORY DECATUR HOSPITAL - EMORY MEDICAL		1			1
MEDEXPRESS URGENT CARE - RUSSELLVILLE, W MAIN ST		1			1
Alden North Shore			1	100%	1
TANNER CLINIC			1	100%	1
CPL INC/BSSC PATHOLOGY		1			1
BERKSHIRE MEDICAL CENTER			1	100%	1
ST MARY'S OF SAGINAW		1			1
JUPITER MEDICAL CENTER INC			1	100%	1



# COVID-19: testing by laboratory

Data through Apr 9, 2021 verified as of Apr 10, 2021 at 09:25 AM

Data in this report are provisional and subject to change.

The numbers in the table below represent the number of Florida and non-Florida residents for whom test results were received by the Department of Health. A person can be tested by more than one laboratory and can have both positive and negative results. **Therefore, the sum of the numbers in each column will be larger than the total number of people tested.**

Reporting lab	Inconclusive	Negative	Positive	Percent positive	Total
Erie VAMC		1			1
ATRIA TAMARAC			1	100%	1
CAROLINA BAY HEALTHCARE CTR OF WILMING		1			1
JACK M MATHENY II MD			1	100%	1
KIDSVILLE PEDIATRICS III PA			1	100%	1
INHEALTH LIFE SCIENCES LLC			1	100%	1
PLEASANT RIDGE MANOR WEST		1			1
Sunnybrook Rehabilitation Center			1	100%	1
Birmingham Nursing and Rehabilitation East LLC		1			1
DOCTORS MEMORIAL HOSP HOME HEALTH CARE		1			1
BETHESDA HOSPITAL			1	100%	1
BEST CARE COMMUNITY AND FAMILY HEALTH CENTER INC			1	100%	1
DIGNITY HEALTH GOHEALTH		1			1
MID-FLORIDA CANCER CENTERS		1			1
SHP WESTCHESTER LLC		1			1
VIRGINIA UROLOGY		1			1
CAREMOUNT MEDICAL PC		1			1
WELLSTAR DOUGLAS HOSPITAL LABORATORY		1			1
CVS / PHARMACY #10794			1	100%	1
RICHMOND MEDICAL CENTER FOR WOMEN		1			1
Kingston of Miamisburg		1			1
Willowbrooke Court at Normandy Farms Estates		1			1
HERITAGE CARE AND REHABILITATION CENTE		1			1
NEMOURS CHILDRENS PRIMARY CARE CLERMONT			1	100%	1
Grangeville Health and Rehab		1			1
ST GERARD'S COMMUNITY OF CARE		1			1
WALGREENS #01398			1	100%	1
THE MEDICAL CENTER AT BOWLING GREEN			1	100%	1
MAYO CLINICAL LABORATORIES		1			1
UNIVERSITY OF IOWA HOSPITALS & CLINICS			1	100%	1
MAYO CLINIC OUTPATIENT DIALYSIS CENTER			1	100%	1
Kroger 518 - The Little Clinic Hermitage		1			1
UFHEALTH			1	100%	1
PRIMEX CLINICAL LABORATORIES INC			1	100%	1
MOUNT SINAI COMPREHENSIVE CANCER CENTER			1	100%	1
DR BAWA AND ASSOCIATES			1	100%	1
LOWER KEYS COMMUNITY HEALTH CENTER			1	100%	1
LAKE MARY OPTUM FLORIDA			1	100%	1
INTERMOUNTAIN HEALTHCARE LABORATORY SERVICES			1	100%	1
OAK HAVEN REHAB AND NURSING CENTER			1	100%	1
MCLEOD MEMORIAL HOSPITAL CLARENDON			1	100%	1
Kroger 670 - The Little Clinic Dawson Forest Rd & Hwy 19		1			1
CVS NE8626POCT LINCOLN		1			1
MARTINSVILLE HEALTH AND REHAB			1	100%	1
PRIMARY CARE & PEDIATRICS - SHEPHERSTOWN		1			1
DAVENPORT DIALYSIS CENTER		1			1

# COVID-19: testing by laboratory

Data through Apr 9, 2021 verified as of Apr 10, 2021 at 09:25 AM

Data in this report are provisional and subject to change.

The numbers in the table below represent the number of Florida and non-Florida residents for whom test results were received by the Department of Health. A person can be tested by more than one laboratory and can have both positive and negative results. **Therefore, the sum of the numbers in each column will be larger than the total number of people tested.**

Reporting lab	Inconclusive	Negative	Positive	Percent positive	Total
Dexter Health Care		1			1
HARBOR OAKS GOLDEN YEARS			1	100%	1
Belvoir Woods Health Care Center at The Fairfax		1			1
KNAPP MEDICAL GROUP			1	100%	1
SOUTHWEST VIRGINIA COMMUNITY HEALTH SYSTEMS			1	100%	1
FAMILY MEDICINE AT CELEBRATION		1			1
IMMEDIATE CARE MEDICAL CENTER			1	100%	1
EXAC CARE CROSSVILLE		1			1
CARESOUTH HHA HOLDINGS OF VIRGINIA, LLC			1	100%	1
POINTE MEDICAL SERVICES INC			1	100%	1
DR DAN C TRIGG MEMORIAL HOSPITAL		1			1
ABE'S GARDEN/PARK MANOR APARTMENTS		1			1
Douglas County Health Center		1			1
SUSAN F WILLIAMS MD PA			1	100%	1
VA COMMUNITY BASED CLINIC - LAKE CITY			1	100%	1
CSL PLASMA LAB			1	100%	1
GRAND VIEW HOSPITAL			1	100%	1
MCH PHYSICIANS GROUP			1	100%	1
Valley Center (WV)			1	100%	1
PRIMARY AND URGENT CARE			1	100%	1
Oakland Nursing and Rehabilitation Center		1			1
CVS AZ10529POCT SCOTTSDALE		1			1
UNIVERSAL DIAGNOSTICS LABORATORIES			1	100%	1
CLEMENT MANOR HEALTH CENTER		1			1
HEALTHCARE FOR THE HOMELESS			1	100%	1
INFECTION CONTROL DEPT			1	100%	1
Ash Flat Healthcare and Rehabilitation Center			1	100%	1
ADVENTHEALTH MEDICAL GROUP PEDIATRICS DIABETES &			1	100%	1
RESIDENCES AT MIAMI / REIGN GARDENS LLC, THE			1	100%	1
Kroger - KRO70300083			1	100%	1
PHYSICIANS OF CENTRAL FLORIDA			1	100%	1
ADVENT HEALTH MEDICAL GROUP MULTISPECIALTY			1	100%	1
NICKLAUS CHILDREN'S DORAL OUTPATIENT CENTER			1	100%	1
WELLMED AT LINEBAUGH AVE			1	100%	1
MERITUS MEDICAL CENTER			1	100%	1
MISSOURI DEPARTMENT OF HEALTH AND SENIOR SERVICES - STATE PH LAB		1			1
LEE MEMORIAL HOSPITAL OUTPATIENT SURGERY CENTER			1	100%	1
CVS AZ4795POCT MESA		1			1
XSTREMEND			1	100%	1
INTERNAL MEDICINE EMILIA MURRAY MD PA		1			1
Smg/North Jersey Hematology & Oncology		1			1
MEDSTAR URGENT CARE, LLC			1	100%	1
SPRING VALLEY HOSPITAL MEDICAL CENTER			1	100%	1
Walgreens #10851		1			1
RUBY MEMORIAL HOSP. LAB			1	100%	1
St Mary's d'Youville Pavilion		1			1

# COVID-19: testing by laboratory

Data through Apr 9, 2021 verified as of Apr 10, 2021 at 09:25 AM

Data in this report are provisional and subject to change.

The numbers in the table below represent the number of Florida and non-Florida residents for whom test results were received by the Department of Health. A person can be tested by more than one laboratory and can have both positive and negative results. **Therefore, the sum of the numbers in each column will be larger than the total number of people tested.**

Reporting lab	Inconclusive	Negative	Positive	Percent positive	Total
NHC PLACE AT COOL SPRINGS		1			1
NORTHEAST BAPTIST HOSPITAL			1	100%	1
MARINA DEL REY HOSPITAL LAB			1	100%	1
GARDENS PEDIATRICS LAB			1	100%	1
KNOX COMMUNITY HOSPITAL			1	100%	1
MEDEXPRESS URGENT CARE, EDWARDSVILLE		1			1
CORNERSTONE OF RECOVERY INC		1			1
MEDEXPRESS URGENT CARE - WAYNESBURG		1			1
Kroger 532 - The Little Clinic Murfreesboro		1			1
FRESENIUS KIDNEY CARE OF CLERMONT WEST			1	100%	1
ANSWERS RESOURCE FACILITY		1			1
PANCARE HEALTH - NORTHSIDE ELEMENTARY			1	100%	1
BAYSTATE REFERENCE LABORATORY			1	100%	1
CVS TN5694POCT SODDY DAISY		1			1
PATHLAB SERVICES			1	100%	1
SEASONS HOSPICE AND PALLIATIVE CARE OF MALUHIA		1			1
Trucare Living Centers - Columbus		1			1
Lopatcong Center		1			1
USA Healthcare LTC, LLC - Folsom Center for Rehabilitation & Healthca		1			1
TUNIS STREET GROUP HOME		1			1
VA Boston HCS-West Roxbury Division			1	100%	1
ACCESS HEALTH CARE PHYSICIANS, LLC		1			1
MEDPOST URGENT CARE - CIBOLO			1	100%	1
PRINCIPLE DIAGNOSTICS LLC			1	100%	1
DEPARTMENT OF HEALTH SERVICES			1	100%	1
SOUTHEASTERN INTEGRATED MEDICAL PL			1	100%	1
Excel Care Center			1	100%	1
PINEVILLE PHARMACY			1	100%	1
LINCOLN COUNTY MEDICAL CENTER		1			1
ADVENTHEALTH MEDICAL GROUP OBSTETRICS			1	100%	1
LANCASHIRE HALL NURSING AND REHABILITATION CENTER		1			1
EMERGENCY CARE SERVICES LAB AT JFK MEDICAL CENTER			1	100%	1
BRIDGEWATER PARK ASSISTED LIVING LLC			1	100%	1
Arlington Health and Rehabilitation		1			1
LOUNDY		1			1
RM PHARMACY SERVICES INC		1			1
CHI ST ALEXIUS TRANSITIONAL CARE UNIT		1			1
DE TAR HOSPITAL			1	100%	1
St. Anne Home		1			1
CONVENIENT MEDICAL AND HEALTH SERVICES			1	100%	1
MORNINGSIDE NURSING AND REHABILITATION		1			1
HACKENSACK UNIVERSITY MEDICAL CENTER		1			1
ALAFAYA WOODS FAMILY MEDICAL CENTER		1			1
Abernethy Laurels		1			1
FAMILY PRACTICE ASSOCIATES		1			1

# COVID-19: testing by laboratory

Data through Apr 9, 2021 verified as of Apr 10, 2021 at 09:25 AM

Data in this report are provisional and subject to change.

The numbers in the table below represent the number of Florida and non-Florida residents for whom test results were received by the Department of Health. A person can be tested by more than one laboratory and can have both positive and negative results. **Therefore, the sum of the numbers in each column will be larger than the total number of people tested.**

Reporting lab	Inconclusive	Negative	Positive	Percent positive	Total
Grand Junction VAMC		1			1
KINGWOOD EMERGENCY HOSPITAL			1	100%	1
UMMC MIDTOWN CAMPUS			1	100%	1
COLONIAL HEALTH CARE		1			1
PEACHEALTH LABORATORIES		1			1
MERCY - NORTH IOWA			1	100%	1
BEVERLY ADVANCED PRACTICE NURSING		1			1
PALM BREEZE DIALYSIS			1	100%	1
TOMAH HEALTH			1	100%	1
BAYFRONT HEAL WOUND CARE AND HYPERBARIC CENTER			1	100%	1
MT CARMEL NURSING HOME		1			1
WINDERMERE PEDIATRICS			1	100%	1
CLERMONT HEALTH DEPARTMENT			1	100%	1
FRONT PORCH PEDIATRICS PLLC			1	100%	1
Aspire Physical Recovery Center at Cahaba River		1			1
OHIO VALLEY MANOR NURSING &		1			1
OMNI HEALTHCARE URGENT CARE			1	100%	1
CVS PHARMACY INC DBA CVS/PHARMACY # 10600		1			1
RIVERVIEW HOSPITAL D/B/A UNIVERSITY		1			1
NEMOURS CHILDREN'S PRIMARY CARE, ST CLOUD			1	100%	1
ADVENTHEALTH IMAGING WINTERGARDEN		1			1
ARKANSAS PUBLIC HEALTH LABORATORY		1			1
ISLANDS ASSISTED LIVING FACILITY,THE			1	100%	1
Kroger 350 - The Little Clinic New Cut Road		1			1
MIAMI VASCULAR SURGERY			1	100%	1
AMD			1	100%	1
OPTUM OF HIALEAH		1			1
NLAC SUMMERBIO			1	100%	1
FINLAY MEDICAL RESEARCH CORP			1	100%	1
INLET CONCIERGE MEDICINE			1	100%	1
ST FRANCIS COLLEGE WELLNESS CENTER		1			1
Walgreens #5914		1			1
ACCURATE HEALTH SERVICES CORP			1	100%	1
WINTER HAVEN DIALYSIS		1			1
VELOCITY URGENT CARE - REDMILL			1	100%	1
CHP COVID-19 (TX)			1	100%	1
PCR DIAGNOSTICS			1	100%	1
MICROBIOLOGY DEPARTMENT			1	100%	1
HOSPICE OF MARION COUNTY INC			1	100%	1
Wrightsville Manor Health and Rehab		1			1
ANDREWS INSTITUTE AMBULATORY SURGERY CENTER		1			1
HARDEE COUNTY FIRE RESCUE		1			1
ARBOR DIAGNOSTICS, INC		1			1
MERCYONE DES MOINES MEDICAL CENTER			1	100%	1
UNIVERSITY OF WASHINGTON DEPT OF LAB MEDICINE			1	100%	1
Good Samaritan Society - Mountian Lake		1			1

# COVID-19: testing by laboratory

Data through Apr 9, 2021 verified as of Apr 10, 2021 at 09:25 AM

Data in this report are provisional and subject to change.

The numbers in the table below represent the number of Florida and non-Florida residents for whom test results were received by the Department of Health. A person can be tested by more than one laboratory and can have both positive and negative results. **Therefore, the sum of the numbers in each column will be larger than the total number of people tested.**

Reporting lab	Inconclusive	Negative	Positive	Percent positive	Total
VA OPTOMETRY CLINIC			1	100%	1
Sage Bluff Health & Rehabilitation Center		1			1
CACERES SPECIALIZED GYNECOLOGY		1			1
Florence Nursing and Rehabilitation Center		1			1
THE HEART HOSPITAL BAYLOR PLANO			1	100%	1
MEDEXPRESS URGENT CARE - CABOT			1	100%	1
BAYSHORE DIALYSIS			1	100%	1
Ladera Center		1			1
GREATER TAMPA AT HOME			1	100%	1
Parkwood Healthcare Facility		1			1
Kroger 444 - The Little Clinic Dent		1			1
Elm Crest Senior Living Community		1			1
OXY-GENLAB			1	100%	1
BRIGHT HEALTH CLINIC CORP			1	100%	1
JACKSON MADISON CO. GEN. HOSPITAL			1	100%	1
HUNEYCUTT FAMILY PRACTICE			1	100%	1
SURGERY CENTER, THE			1	100%	1
LITTLE FALLS HOSPITAL LABORATORY		1			1
BEAUMONT HOSPITAL			1	100%	1
FLORIDA HOME HEALTH			1	100%	1
ER NEAR ME HULEN		1			1
ORCHARD LABORATORIES			1	100%	1
HARDIN HEALTH INC		1			1
ADVENTHEALTH MEDICAL GROUP OBSTETRICS AND			1	100%	1
Arch Plaza Nursing and Rehabilitation Center			1	100%	1
CANDLER HOSPITAL			1	100%	1
MARTINSBURG VAMC		1			1
CALIFORNIA PUBLIC HEALTH LABORATORY			1	100%	1
SUNSHINE URGENT CARE			1	100%	1
HARDIN MEMORIAL HOSPITAL - HEARTLAND PATHOLOGY CONSULTANTS			1	100%	1
SANCHEZ CAZAU MEDICAL GROUP			1	100%	1
AMERICA'S ER SITE 002 LLC			1	100%	1
Heartland of Pittsburgh PA, LLC		1			1
CLEVELAND CLINIC OUTPATIENT LABORATORY			1	100%	1
FLORIDA HEART AND VASCULAR MULTISPECIALTY GROUP PA			1	100%	1
FAIRFIELD MEDICAL CENTER			1	100%	1
ST JOHNS MEDICAL CENTER		1			1
CVS MA1121POCT WESTFORD		1			1
1ST MED DOTHAN			1	100%	1
VELOCITY URGENT CARE - CHIMNEY HILL			1	100%	1
KANA MEDICAL			1	100%	1
Miller Health Care Center			1	100%	1
Gulf Coast health and Rehabilitation, LLC		1			1
MEDICAL CLINIC OF HOUSTON			1	100%	1
ST. LUKES HOSPITAL			1	100%	1
EPIC CARE PHARMACY		1			1

# COVID-19: testing by laboratory

Data through Apr 9, 2021 verified as of Apr 10, 2021 at 09:25 AM

Data in this report are provisional and subject to change.

The numbers in the table below represent the number of Florida and non-Florida residents for whom test results were received by the Department of Health. A person can be tested by more than one laboratory and can have both positive and negative results. **Therefore, the sum of the numbers in each column will be larger than the total number of people tested.**

Reporting lab	Inconclusive	Negative	Positive	Percent positive	Total
SV MOBILE HEALTH			1	100%	1
Westminster Canterbury Richmond		1			1
Fulton County Medical Center Long Term Care			1	100%	1
St. Antonys Nursing and Rehab			1	100%	1
BGB SUMMIT MEDICAL GROUP		1			1
WESTEX URGENT CARE, PLLC			1	100%	1
MED CHOICE CENTER OF NORTH MIAMI			1	100%	1
AUTUMN HOUSE			1	100%	1
ROCKLEDGE HEALTH & REHABILITATION CENTER			1	100%	1
Brynwood Health & Rehabilitation Center			1	100%	1
FLAGLER CARE CENTER			1	100%	1
WINTER PARK MEMORIAL HOSPITAL LABORATORY		1			1
TANGLEWOOD MANOR		1			1
CYPRESS CREEK OUTPATIENT SURGICAL CTR, LLC			1	100%	1
Lakeview Care Center			1	100%	1
CONWAY - SHERWOOD URGENT CARE			1	100%	1
HEALTH EXPRESS		1			1
HOSPITAL SISTERS HEALTH SYSTEM (HSHS)			1	100%	1
GEORGE WASHINGTON UNIVERSITY HOSPITAL			1	100%	1
LEXINGTON HOSPITAL CORPORATION			1	100%	1
SHAH			1	100%	1
Imperial Healthcare Centre			1	100%	1
CENTRAL TX MEDICAL CENTER - LAB			1	100%	1
ALPHA 1 ANTITRYPSIN RESEARCH PROGRAM			1	100%	1
Central Park Healthcare & Rehabilitation Center		1			1
CELEBRATION HOSPITAL			1	100%	1
SUMMIT LABORATORY			1	100%	1
SOUTHERN REGIONAL MEDICAL CENTER		1			1
SONNI'S PEDIATRICS			1	100%	1
CLEVELAND CLINIC FLORIDA LAB			1	100%	1
CHESAPEAKE REGIONAL MEDICAL CENTER			1	100%	1
CFCH - FROSTPROOF			1	100%	1
MACKINAC STRAITS LONG TERM CARE UNIT		1			1
FAMILY MEDICINE AT KISSIMMEE		1			1
HCL LABORATORIES			1	100%	1
APPLECARE BRUNSWICK			1	100%	1
CHILDREN'S MEMORIAL HOSPITAL			1	100%	1
Le Roy Village Green		1			1
ASSURANCE HEALTHCARE AND COUNSELING CENTER		1			1
Kroger 390 - The Little Clinic North College Hill		1			1
PEDRO L ORTEGA MD PA			1	100%	1
Brown Nursing Home		1			1
HEALTHFORCE PARTNERS INC			1	100%	1
Brownwood Nusing & Rehabilitation		1			1
JAX FAMILY CARE		1			1
METROPOLITAN			1	100%	1

# COVID-19: testing by laboratory

Data through Apr 9, 2021 verified as of Apr 10, 2021 at 09:25 AM

Data in this report are provisional and subject to change.

The numbers in the table below represent the number of Florida and non-Florida residents for whom test results were received by the Department of Health. A person can be tested by more than one laboratory and can have both positive and negative results. **Therefore, the sum of the numbers in each column will be larger than the total number of people tested.**

Reporting lab	Inconclusive	Negative	Positive	Percent positive	Total
ANDERSON FAMILY MEDICINE			1	100%	1
CAPITAL HEALTH PLAN - GOVERNORS SQUARE			1	100%	1
ORCHID TERRACE		1			1
VISTA LAKE ASSISTED LIVING			1	100%	1
THE LITTLE CLINIC LLC			1	100%	1
QUEST INC			1	100%	1
OPTUM MEDICAL CLINIC IN ROCKRIMMON			1	100%	1
VIVEX/UMTB BIOMEDICAL			1	100%	1
AUSTIN URGENT CARE			1	100%	1
SSC NASHVILLE OPERATING CO LLC D/B/A		1			1
Kroger 682 - The Little Clinic New Holland Market			1	100%	1
APOLLO ADVANCED HOME HEALTH CORP			1	100%	1
HELGEMO & LIOU PEDIATRICS			1	100%	1
PALM BEACH DIABETES AND ENDOCRINE SPECIALISTS, PA			1	100%	1
BAYOU URGENT CARE			1	100%	1
HEALTHCARE ASSOCIATES OF IRVING, LLP			1	100%	1
ARGENTINE CARE CENTER		1			1
SAINT BARNABAS MEDICAL CENTER		1			1
Glen Oaks Health and REhabilitation		1			1
SAINT AGNES HOSPITAL			1	100%	1
FASTMED - LAKEWAY			1	100%	1
Dulles Health and Rehab Center		1			1
MAHONEY PEDIATRICS PA			1	100%	1
TILE PHARMACY		1			1
WILCOX MEDICAL CENTER-ALMA COLLEGE		1			1
Manor Care Health Services- Wilmington			1	100%	1
CURA LABORATORY SERVICES			1	100%	1
Courtenay Springs Village			1	100%	1
Moab Regional Hospital			1	100%	1
5 STAR HOME HEALTH SERVICES INC		1			1
LRGHEALTHCARE		1			1
HEALTH CARE SERVICES LC			1	100%	1
SAINT ALPHONSUS REGIONAL MEDICAL CENTER			1	100%	1
RYE BEACH PHARMACY INC		1			1
FLORIDA DEPARTMENT OF HEALTH PALM BEACH COUNTY			1	100%	1
CAH ACQUISITION COMPANY 11 LLC			1	100%	1
Walgreens #12153		1			1
THE EMORY CLINIC			1	100%	1
WALKIN MEDICAL URGENT CARE,NEW CITY			1	100%	1
WELLCARE URGENT CARE			1	100%	1
PUBLIX PHARMACY #0332		1			1
ALL AMERICAN FAMILY AND GERIATRIC CARE			1	100%	1
TITUSVILLE TOWERS ASSISTED LIVING		1			1
WALGREENS #06025		1			1
VICTORIA PAIN AND REHABILITATION CENTER			1	100%	1
SISTERS MISSION			1	100%	1

# COVID-19: testing by laboratory

Data through Apr 9, 2021 verified as of Apr 10, 2021 at 09:25 AM

Data in this report are provisional and subject to change.

The numbers in the table below represent the number of Florida and non-Florida residents for whom test results were received by the Department of Health. A person can be tested by more than one laboratory and can have both positive and negative results. **Therefore, the sum of the numbers in each column will be larger than the total number of people tested.**

Reporting lab	Inconclusive	Negative	Positive	Percent positive	Total
Kroger 968 - The Little Clinic Colerain Township		1			1
CORDOVA FAMILY PRACTICE			1	100%	1
EDGAR PRICE FAMILY & CHILDREN HEALTHCARE CENTER			1	100%	1
EASTSIDE MEDICAL CLINIC		1			1
CVS AZ3264POCT PHOENIX			1	100%	1
EXCEPTIONAL EMERGENCY CENTER			1	100%	1
PHYSICIANS PRIMARY CARE LEHIGH PEDS			1	100%	1
Carington Park			1	100%	1
HHCS PHARMACY INC			1	100%	1
Kroger 83 - The Little Clinic Rock Road		1			1
HOUSTON DEPARTMENT OF HEALTH AND HUMAN SERVICES			1	100%	1
REGIONAL MEDICAL LABORATORY			1	100%	1
DR JAMES D FORBES FAMILY CARE CENTER			1	100%	1
NAVARRO MEDICAL CENTERS LLC			1	100%	1
WELLNOW URGENT CARE-OSWEGO			1	100%	1
DOCTORS AFTER HOURS URGENT CARE CENTER			1	100%	1
UNC HOSPITALS			1	100%	1
El Paso Health Care Center			1	100%	1
ODYSSEY HEALTH CARE OF MARION COUNTY LLC		1			1
UNLIMITED MEDICAL SERVICES OF FL PL DBA		1			1
ST VINCENTS OUTPATIENT IMAGING		1			1
VISTA DEL SOL MED ASSOC		1			1
UNIVERSITY OF FLORIDA			1	100%	1
ULTIMATE ANALYSIS LABORATORY			1	100%	1
FAIRHAVEN		1			1
Bivins Pointe			1	100%	1
OPTIMAL MEDICINE INC		1			1
CARRINGTON, LLC D/B/A THE CARRINGTON		1			1
SAINT PETE MRI			1	100%	1
MAIN STREET PHARMACY OF MARCELLUS, INC		1			1
SPRINGBROOK HOSPITAL			1	100%	1
DEPT OF VA MEDICAL CENTER - MIAMI			1	100%	1
NEW MILFORD HOSPITAL			1	100%	1
SALEM HOSPITAL REGIONAL LABORATORY		1			1
FORT LOUDOUN PRIMARY CARE		1			1
PAUL C SCHWARTZ & MELVIN L WEIDMAN		1			1
MEDIPLUS CLINIC, INC			1	100%	1
ATMORE COMMUNITY HOSPITAL			1	100%	1
IVY CREEK HEALTHCARE & WELLNESS CENTRE			1	100%	1
GENVIEW DIAGNOSIS INC			1	100%	1
CONSULATE HEALTH CARE OF VERO BEACH			1	100%	1
SOUTH TEXAS HEALTH SYSTEM ER - WARE ROAD			1	100%	1
Medicalodges Neosho			1	100%	1
OCEAN MEDICAL CENTER		1			1
ABSOLUTE QUICK CARE			1	100%	1
Broomall Manor		1			1



# COVID-19: testing by laboratory

Data through Apr 9, 2021 verified as of Apr 10, 2021 at 09:25 AM

Data in this report are provisional and subject to change.

The numbers in the table below represent the number of Florida and non-Florida residents for whom test results were received by the Department of Health. A person can be tested by more than one laboratory and can have both positive and negative results. **Therefore, the sum of the numbers in each column will be larger than the total number of people tested.**

Reporting lab	Inconclusive	Negative	Positive	Percent positive	Total
WALGREENS #15291		1			1
SPECIALTY DRUG TESTING			1	100%	1
ABRAKIDABRA PEDIATRIC CLINIC LLC			1	100%	1
SEABROOK EMS			1	100%	1
CHAMBREL AT PINECASTLE			1	100%	1
BRADENTON CONVENTION CENTER			1	100%	1
BOTTINEAU GOOD SAMARITAN CENTER		1			1
CHRISTIANA HOSPITAL		1			1
PALOMAR MEDICAL CENTER			1	100%	1
FLORIDA DIGESTIVE AND LIVER SPECIALISTS			1	100%	1
ALLEGANY COUNTY DEPARTMENT OF HEALTH		1			1
Hillside Manor Rehabilitation and Extended Care Center		1			1
PHOEBE SUMTER MEDICAL CENTER LABORATORY		1			1
TFH HOME HEALTH INC			1	100%	1
LabCorp L#09258295 M#09258285			1	100%	1
GRANITE FALLS LTC, LLC		1			1
AURORA CONSOLIDATED LABORATORY			1	100%	1
CVS IL7142POCT LOCKPORT		1			1
TAYLOR COUNTY HEALTH DEPARTMENT			1	100%	1
COURTLAND TERRACE		1			1
The Center at Centennial			1	100%	1
Kroger 705 - The Little Clinic Richmond		1			1
A.G. Rhodes		1			1
SC-GA2018 SIMPSONVILLE REHABILITATION		1			1
VERITAS GENETICS, INC.			1	100%	1
BRANDON OUTREACH CLINIC			1	100%	1
PALMETTO BAY MEDICAL CENTER			1	100%	1
HEALTHPLUS			1	100%	1
SOUTHERN FAMILY HEALTH			1	100%	1
REGIONAL MED CTR BAYONET POINT			1	100%	1
Kroger - KRO62000426			1	100%	1
Kroger 359 - The Little Clinic Bellevue		1			1
CLAYTON NURSING AND REHABILITATION		1			1
BOLLES SCHOOL, THE			1	100%	1
HERNANDO COUNTY HEALTH DEPT			1	100%	1
EXCEL URGENT CARE OF NJ			1	100%	1
GARNET HEALTH DOCTORS		1			1
Kroger 379 - The Little Clinic Stony Brook		1			1
CSI LABORATORIES FLORIDA			1	100%	1
MEDEXPRESS URGENT CARE CHICOPEE			1	100%	1
FORT MYERS NORTH DIALYSIS		1			1
Kroger 717 - The Little Clinic Dolphin Drive			1	100%	1
MARTIN ARMY COMMUNITY HOSPITAL			1	100%	1
PULMONARY MEDICINE		1			1
PM PEDIATRICS PC			1	100%	1
ORMOND MEDICAL ARTS FAMILY PRACTICE PL			1	100%	1

# COVID-19: testing by laboratory

Data through Apr 9, 2021 verified as of Apr 10, 2021 at 09:25 AM

Data in this report are provisional and subject to change.

The numbers in the table below represent the number of Florida and non-Florida residents for whom test results were received by the Department of Health. A person can be tested by more than one laboratory and can have both positive and negative results. **Therefore, the sum of the numbers in each column will be larger than the total number of people tested.**

Reporting lab	Inconclusive	Negative	Positive	Percent positive	Total
HAWKEYE CARE CENTER DUBUQUE		1			1
ST LUKES SURGICAL AT THE VILLAGES INC			1	100%	1
THE CLINIC ON SIXTH			1	100%	1
HIBISCUS COURT			1	100%	1
ENCOMPASS HEALTH REHABILITATION HOSPITAL OF UTAH		1			1
PANCARE HEALTH - CARR ELEM & MIDDLE SCHOOL			1	100%	1
PUTNAM CO HOSPITAL-D/B/A ASBURY TOWERS		1			1
FLORIDA DEPARTMENT OF HEALTH IN BROWARD COUNTY		1			1
MARIANNA CBOC		1			1
OPTI MED PHARMACY		1			1
LIFE CARE CENTER OF GWINNETT		1			1
PALM SPRINGS GENERAL HOSPITAL			1	100%	1
Tremont Health & Rehabilitation Center		1			1
ST JOHNS EPISCOPAL HOSPITAL SOUTH SHORE		1			1
HARDEN DIALYSIS		1			1
LOUIS A JOHNSON VAMC		1			1
CARESPOT - OCOEE			1	100%	1
MARY WASHINGTON HOSPITAL HOME HEALTH AGENCY	1				1
BEACHSIDE DETOX		1			1
MEDICAL CITY DENTON			1	100%	1
AVERA ST. MARY'S HOSPITAL			1	100%	1
AURORA MEDICAL CENTER-KENOSHA			1	100%	1
MED BAR LLC		1			1
PINEBROOK CARE AND REHABILITATION CENTER			1	100%	1
TITUSVILLE CENTER FOR SURGICAL EXCELLENCE LLC		1			1
Kroger 63 - The Little Clinic Glassford Hill Rd		1			1
CLINICAL RESEARCH OF WEST FLORIDA		1			1
HALIFAX HEALTH PRIMARY CARE ORMOND			1	100%	1
AMERICAN FAMILY CARE - SMYRNA			1	100%	1
Advanced Rehabilitation of Vernon		1			1
WASHINGTONVILLE PHARMACY INC		1			1
BIOMERIEUX			1	100%	1
CLARKSVILLE HEALTH SYSTEM			1	100%	1
CTMD MEDICAL CENTER, PA			1	100%	1
WILLOW DALE WELLNESS VILLAGE APARTMENT		1			1
HAMILTON CI MAIN UNIT ANNEX/ WORK CAMP			1	100%	1
CARENOW LAKE WORTH			1	100%	1
Southwest Louisiana Veterans Home			1	100%	1
Allen Health and Rehabilitation		1			1
Monument Health Custer Care Center		1			1
UUHC - REDSTONE HEALTH CENTER LABORATORY			1	100%	1
FLORIDA KEYS PED AND ADOLES CTR			1	100%	1
MEDEXPRESS URGENT CARE - LODI		1			1
SOUTHWESTERN STATE HOSPITAL LABORATORY			1	100%	1
NSUH AT SYOSSET		1			1
STATE OF CALIFORNIA DOH SERVICES			1	100%	1

# COVID-19: testing by laboratory

Data through Apr 9, 2021 verified as of Apr 10, 2021 at 09:25 AM

Data in this report are provisional and subject to change.

The numbers in the table below represent the number of Florida and non-Florida residents for whom test results were received by the Department of Health. A person can be tested by more than one laboratory and can have both positive and negative results. **Therefore, the sum of the numbers in each column will be larger than the total number of people tested.**

Reporting lab	Inconclusive	Negative	Positive	Percent positive	Total
SOUTHERN HILLS MEDICAL CENTER			1	100%	1
BRIAN C GRINER MD LLC			1	100%	1
Kroger 682 - The Little Clinic Combs and Gantzel		1			1
FLAGLER COUNTY BOARD OF COUNTY COMMISSIONERS			1	100%	1
FLORHAM PARK ENDOSCOPY CENTER		1			1
EILEEN TURBESSI MD PA		1			1
WY RETIREMENT CENTER		1			1
Erwin Health Care Center		1			1
KENNEDY BOULEVARD DIALYSIS			1	100%	1
PRIMARY CARE GROUP LLC		1			1
Garden View Care Center at Dougherty Ferry		1			1
LITTLE COMPANY OF MARY HOSPITAL			1	100%	1
Victoria Manor		1			1
PRACTITIONERS IN MOTION			1	100%	1
CONVENIENT URGENT CARE			1	100%	1
BAY AREA HOSPITAL LAB & HST		1			1
RIDGE OPTUM FLORIDA			1	100%	1
CVS CT2210POCT RIVERSIDE		1			1
LEHIGH REGIONAL WOUND CENTER			1	100%	1
LUMICO LIFE INSURANCE COMPANY		1			1
WALGREENS #10854		1			1
Canandaigua VAMC		1			1
GOLDING-GRANADO MEDICAL ASSOCIATES		1			1
MINUTE CLINIC DIAGNOSTICS OF IN, LLC #6252		1			1
HEALTH FIRST HOME CARE		1			1
PHYSICIANS IMMEDIATE CARE			1	100%	1
ORCHARD PARK HEALTH CARE AND REHABILITATION CENTER		1			1
LINK PHARMACY LLC		1			1
WINDSOR MANOR			1	100%	1
RIVERSIDE PEDIATRIC GROUP, INC		1			1
ORDRS, INC.			1	100%	1
Maple Lane Nursing Home		1			1
SONORAN DESERT PATHOLOGY			1	100%	1
BATESVILLE - SHERWOOD URGENT CARE			1	100%	1
Woodstock Nursing and Rehabilitation Center		1			1
Eagle Point Health Care Center		1			1
OAKWOOD HOSPITAL - DEARBORN LAB			1	100%	1
POETS WALK SARASOTA			1	100%	1
SHANNON CLARK OD, PA			1	100%	1
CVS IL2297652CV CHICAGO		1			1
INTERNAL MEDICINE ASSOCIATES		1			1
FREEPORT ER DOX URGENT CARE		1			1
Seal Rock Healthcare		1			1
ARISTACARE AT MANCHESTER		1			1
PATHOLOGY ASSOCIATES			1	100%	1
Kroger 086 - The Little Clinic Broomfield-Sheridan		1			1

# COVID-19: testing by laboratory

Data through Apr 9, 2021 verified as of Apr 10, 2021 at 09:25 AM

Data in this report are provisional and subject to change.

The numbers in the table below represent the number of Florida and non-Florida residents for whom test results were received by the Department of Health. A person can be tested by more than one laboratory and can have both positive and negative results. **Therefore, the sum of the numbers in each column will be larger than the total number of people tested.**

Reporting lab	Inconclusive	Negative	Positive	Percent positive	Total
PIEDMONT ROCKDALE HOSPITAL		1			1
CAREFIRST URGENT CARE - BEECHMONT			1	100%	1
LEESBURG DIALYSIS CENTER		1			1
MINUTECLINIC DIAGNOSTIC OF NH, LLC (CL		1			1
BROOKDALE FORT WALTON BEACH			1	100%	1
SAINT JOSEPH'S HOSPITAL AND MEDICAL CENTER		1			1
CVS TN6394POCT BRENTWOOD		1			1
MAYO MEDICAL LABORATORIES			1	100%	1
IMMY LABS			1	100%	1
WESTCHESTER MEDICAL CENTER ADVANCED		1			1
QLABS			1	100%	1
Vi at Aventura		1			1
Kroger 447 - The Little Clinic Lebanon		1			1
Kroger 825 - The Little Clinic Dorothy Lane		1			1
POMPANO BEACH ARTIFICIAL KIDNEY CENTER			1	100%	1
Kroger 57 - The Little Clinic Jay C Charlestown		1			1
GULFCOAST JEWISH FAMILY			1	100%	1
KINGMAN REGIONAL MEDICAL CENTER			1	100%	1
FAST PACE URGENT CARE			1	100%	1
CHC SOUTHWEST FLORIDA LAB-LIVE			1	100%	1
ALLIANCE MD DIRECT PRIMARY CARE			1	100%	1
UNITYPOINT HEALTH TRINITY			1	100%	1
COLUMBIA CREST CARE & RAHAB		1			1
CLEVELAND CLINIC AKRON GENERAL			1	100%	1
HYDE PARK MEDICAL CENTER		1			1
MODERN URGENT CARE			1	100%	1
CARE STATION MEDICAL GROUP		1			1
CHILTON MEDICAL CENTER		1			1
MOSAIC MEDICAL CENTER MARYVILLE			1	100%	1
NORTH FLORIDA CHILD DEVELOPMENT, INC			1	100%	1
Waddell Nursing & Rehab Center		1			1
Keller Landing Center		1			1
BROOKDALE FORT MYERS LAKES PARK			1	100%	1
QUICKCARE HEALTH, INC			1	100%	1
			1	100%	1
Longwood Community Living Center		1			1
CVS MA1875POCT ASHLAND			1	100%	1
Brookdale Southside			1	100%	1
LAKEVIEW REGIONAL HOSPITAL			1	100%	1
PALACE CARE AND REHAB		1			1
TARRYTOWN PHARMACY			1	100%	1
DOCTOR TODAY URGENT CARE			1	100%	1
WMC HEALTH GROUP INC			1	100%	1
GULF COAST VILLAGE HOME HEALTH INC			1	100%	1
ST. PETERSBURG PEDIATRICS-SEMINOLE			1	100%	1
WELLSTAR SPALDING REGIONAL MEDICAL CENTER		1			1

# COVID-19: testing by laboratory

Data through Apr 9, 2021 verified as of Apr 10, 2021 at 09:25 AM

Data in this report are provisional and subject to change.

The numbers in the table below represent the number of Florida and non-Florida residents for whom test results were received by the Department of Health. A person can be tested by more than one laboratory and can have both positive and negative results. **Therefore, the sum of the numbers in each column will be larger than the total number of people tested.**

Reporting lab	Inconclusive	Negative	Positive	Percent positive	Total
OPCO LLC LEGACY NURSING AND REHABILITA		1			1
Village Green Health & Rehabilitation		1			1
Kroger 524 - The Little Clinic Iron Bridge Road		1			1
DONALSONVILLE HOSPITAL			1	100%	1
WALK IN FAMILY MEDICINE CENTER			1	100%	1
CAPE CORAL HOSPITAL NURSING			1	100%	1
NHC Chattanooga			1	100%	1
CROSS CREEK HEALTH CARE		1			1
Bethany Manor		1			1
ACCOMPLISHED HOME CARE		1			1
MEDICAL SPECIALISTS OF THE PALM BEACHES INC			1	100%	1
ACUPATH LABORATORIES INC			1	100%	1
PIONEER CLINICAL RESEARCH LLC			1	100%	1
MY URGENT CARE CLINIC			1	100%	1
BMC/NASSAU			1	100%	1
RIVIERA BEACH HEALTH CENTER LAB			1	100%	1
RAPID CITY REGIONAL HOSPITAL -579 ATTN. LABORATORY		1			1
Alexandria Place		1			1
DOCTORS HEARING			1	100%	1
PHYSICIANS ASSOCIATES			1	100%	1
PIEDMONT NEWTON HOSPITAL		1			1
MARYLAND DEPARTMENT OF HEALTH AND MENTAL HYGIENE-LABORATORIES			1	100%	1
FIU HEALTH CARE CENTER			1	100%	1
CVS CT692POCT NORTH HAVEN		1			1
EASTSIDE URGENT CARE			1	100%	1
PATHOLOGY		1			1
SHAMRA MEDICAL LABORATORY			1	100%	1
Kroger 433 - The Little Clinic Atoka		1			1
VIRGINIA CVS PHARMACY, LLC DBA CVS/PHARMACY #1884		1			1
NORTHSIDE FAMILY MEDICINE		1			1
SKY RIDGE MEDICAL CENTER - MICRO			1	100%	1
Newton Wellesley Center for Alzheimer's Care		1			1
MOUNT SINAI MEDICAL CENTER OF FLORIDA INC			1	100%	1
MEDCOR CORPORATE CLINIC			1	100%	1
ST. JOHN HOSPITAL & MEDICAL CENTER			1	100%	1
KIOSK MEDICINE OF KENTUCKY LLC		1			1
MANOR CARE OF DELRAY BEACH FL LLC		1			1
SACRED HEART HOSPITAL NURSING			1	100%	1
UNIVERSITY OF TOLEDO MEDICAL CENTER			1	100%	1
SPHERE DX			1	100%	1
HILTON HEAD HOSPITAL/INPATIENT			1	100%	1
FAMILY MEDICAL CARE OF MOUNT DORA INC			1	100%	1
ALPHA CLINICAL LABORATORY CORP.			1	100%	1
TRUMAN MEDICAL CENTER - HOSPITAL HILL			1	100%	1
MISSION HOSPITAL - MEMORIAL CAMPUS			1	100%	1
CONCORDIA MANOR			1	100%	1

# COVID-19: testing by laboratory

Data through Apr 9, 2021 verified as of Apr 10, 2021 at 09:25 AM

Data in this report are provisional and subject to change.

The numbers in the table below represent the number of Florida and non-Florida residents for whom test results were received by the Department of Health. A person can be tested by more than one laboratory and can have both positive and negative results. **Therefore, the sum of the numbers in each column will be larger than the total number of people tested.**

Reporting lab	Inconclusive	Negative	Positive	Percent positive	Total
SIGNATURE CARE MEMORIAL CITY			1	100%	1
WELLMED AT BAY AREA		1			1
Kroger 395 - The Little Clinic Blanchester		1			1
WVU MEDICINE - WESTON			1	100%	1
MINNESOTA HERITAGE HOUSE		1			1
VIP FAMILY PRACTICE			1	100%	1
Quince Nursing and Rehabilitation Center		1			1
UHS BINGHAMTON GENERAL			1	100%	1
KISSIMMEE HOME TRAINING		1			1
GEORGETOWN URGENT CARE			1	100%	1
ADVOCATE GOOD SAMARITAN			1	100%	1
Kroger 523 - The Little Clinic Dickson			1	100%	1
SIGNATURE HEALTHCARE OF BUCKHEAD		1			1
Kroger 805 - The Little Clinic Lewis Center		1			1
UPMC NORTHWEST HOSPITAL			1	100%	1
LIFESPAN HEALTH - SELMER		1			1
Life Care Center of Auburn		1			1
WEST FLORIDA MEDICAL ASSOCIATES PA			1	100%	1
YOUR GOOD HEALTH MEDICAL GROUP PA			1	100%	1
MEDICAL ASSOCIATES OF PINELLAS - LAB			1	100%	1
Walgreens #19461		1			1
Kroger 367 - The Little Clinic Walton		1			1
CRYSTAL RIVER FIRE DEPARTMENT			1	100%	1
MERCY GENERAL HOSPITAL			1	100%	1
MANHATTAN COLLEGE HEALTH SERVICES		1			1
REHABILITATION CENTER OF ALBUQUERQUE		1			1
CAREATC - PALM HARBOR			1	100%	1
UNIVERSITY OF MIAMI PRIMARY CARE SITE UMHC 3039			1	100%	1
CVS MI22230CV WAYNE COUNTY COMMUNITY COLLEGE			1	100%	1
<b>Total</b>	<b>100,628</b>	<b>18,640,605</b>	<b>2,735,660</b>	<b>13%</b>	<b>21,476,893</b>