

# COVID-19: summary of cases and monitoring

Data through Apr 10, 2021 verified as of Apr 11, 2021 at 09:25 AM

Data in this report are provisional and subject to change.

## Cases: people with positive PCR or antigen test result

<b>Total cases</b>	<b>2,124,233</b>
Florida residents	2,084,173
Non-Florida residents	40,060
<b>Type of testing</b>	
Florida residents	2,084,173
Positive by BPHL/CDC	75,780
Positive by commercial/hospital lab	2,008,393
PCR positive	1,673,494
Antigen positive	410,679
Non-Florida residents	40,060
Positive by BPHL/CDC	938
Positive by commercial/hospital lab	39,122
PCR positive	27,248
Antigen positive	12,812
<b>Characteristics</b>	
Florida residents hospitalized	86,969
Florida resident deaths	34,021
Non-Florida resident deaths	664

Hospitalized counts include anyone who was hospitalized at some point during their illness. It does not reflect the number of people currently hospitalized.

More information on deaths identified through death certificate data is available on the National Center for Health Statistics website at [www.cdc.gov/nchs/nvss/vsrr/COVID19/index.htm](http://www.cdc.gov/nchs/nvss/vsrr/COVID19/index.htm).

## Cases: people with positive PCR or antigen test result

<b>Risk factors for Florida residents</b>	
Traveled	16,703
Contact with a known case	823,456
Traveled and contact with a known case	22,856
Neither	1,221,158
No travel and no contact	248,499
Travel is unknown	695,820
Contact is unknown	461,513
Contact is pending	443,788

Travel can be unknown and contact can be unknown or pending for the same case, these numbers will sum to more than the "neither" total.

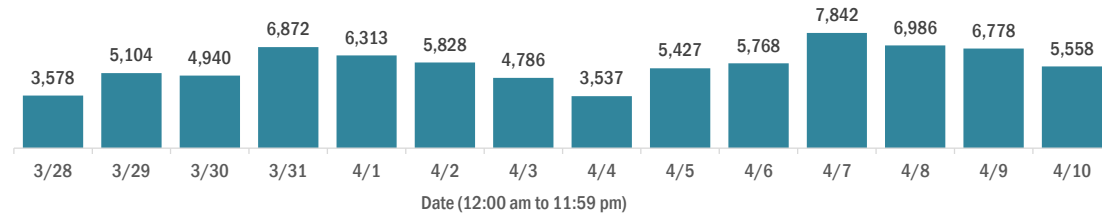
# COVID-19: summary of laboratory testing

Data through Apr 10, 2021 verified as of Apr 11, 2021 at 09:25 AM

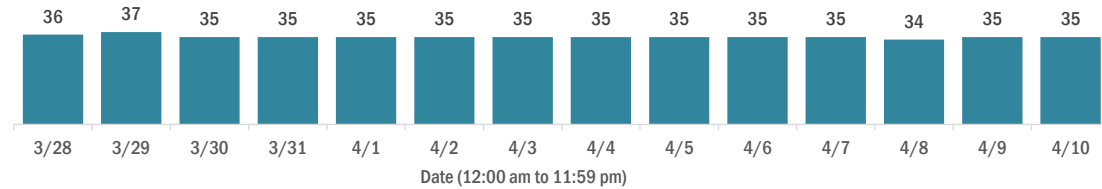
Data in this report are provisional and subject to change.

## Cases in Florida residents per day for the past 2 weeks

### Number of cases per day



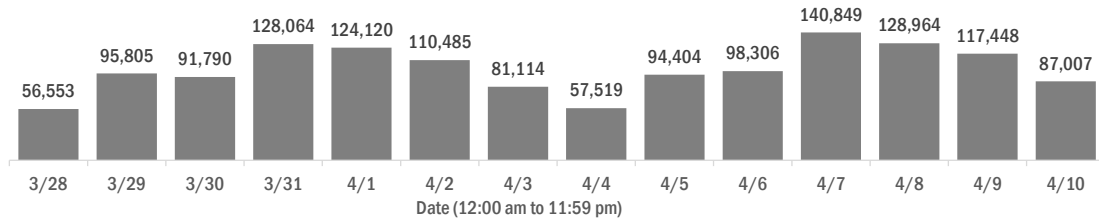
### Median age of cases by day



## Laboratory testing for Florida residents over the past 2 weeks

### Number of Florida residents tested per day

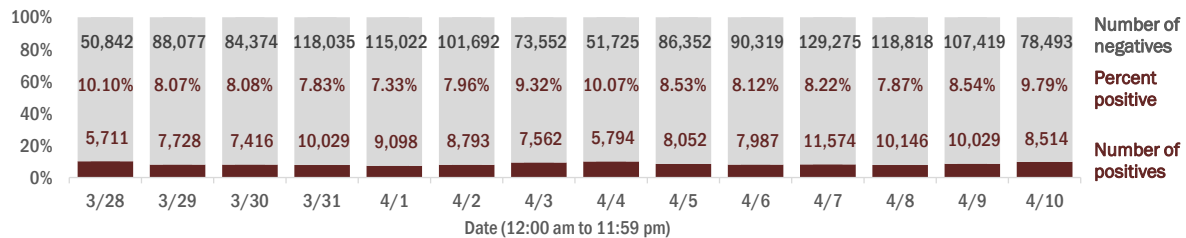
These counts include the number of people for whom the Department received PCR or antigen laboratory results by day. People tested on multiple days will be included for each day a new result was received. A person is only counted once for each day they are tested, regardless of whether multiple specimens are tested or multiple results are received.



### Number and percent of Florida residents with positive test results

The percent of positive results ranged from 7.33% to 10.10% over the past 2 weeks and was 9.79% yesterday.

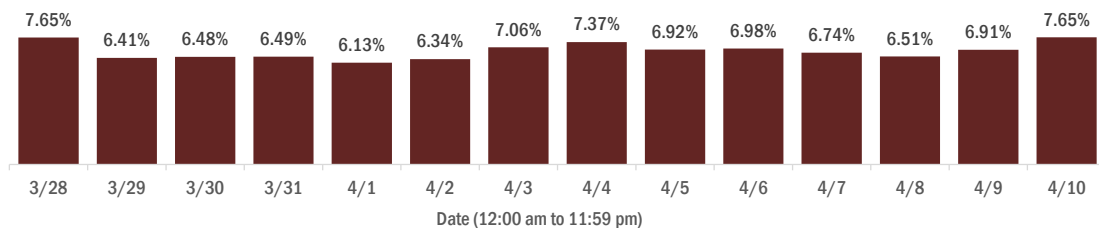
These counts include the number of people for whom the Department received PCR or antigen laboratory results by day. People tested on multiple days will be included for each day a new result was received. A person is only counted once for each day they are tested, regardless of whether multiple specimens are tested or multiple results are received. If a person has a positive specimen and a negative specimen in the same day, only the positive result is counted.



### Percent positivity for new cases in Florida residents

The percent of positive results ranged from 6.13% to 7.65% over the past 2 weeks and was 7.65% yesterday.

This percent is the number of people who test PCR- or antigen-positive for the first time divided by all the people tested that day, excluding people who have previously tested positive.



# COVID-19: characteristics of 2,084,173 Florida resident cases

Data through Apr 10, 2021 verified as of Apr 11, 2021 at 09:25 AM

Data in this report are provisional and subject to change.

Age group	Cases		Hospitalizations		Deaths	
0-4 years	42,908	2%	581	1%	1	0%
5-14 years	133,826	6%	571	1%	5	0%
15-24 years	323,680	16%	2,175	3%	45	0%
25-34 years	364,213	17%	4,239	5%	187	1%
35-44 years	324,011	16%	6,370	7%	527	2%
45-54 years	317,204	15%	9,856	11%	1,316	4%
55-64 years	273,591	13%	14,862	17%	3,706	11%
65-74 years	167,669	8%	18,139	21%	7,219	21%
75-84 years	92,442	4%	18,088	21%	10,341	30%
85+ years	43,291	2%	12,079	14%	10,674	31%
Unknown	1,338	0%	9	0%	0	0%
<b>Total</b>	<b>2,084,173</b>		<b>86,969</b>		<b>34,021</b>	

Gender	Cases	
Female	1,089,241	52%
Male	978,225	47%
Unknown	16,707	1%
<b>Total</b>	<b>2,084,173</b>	

Ethnicity	Cases		Hospitalizations		Deaths	
Hispanic	671,848	32%	22,135	25%	7,958	23%
Non-Hispanic	1,013,209	49%	60,768	70%	23,849	70%
Unknown	399,116	19%	4,066	5%	2,214	7%
<b>Total</b>	<b>2,084,173</b>		<b>86,969</b>		<b>34,021</b>	

Race and ethnicity	Cases		Hospitalizations		Deaths	
White	1,182,774	57%	57,039	66%	24,968	73%
Hispanic	448,337	22%	15,857	18%	6,384	19%
Non-Hispanic	647,823	31%	39,498	45%	17,468	51%
Unknown	86,614	4%	1,684	2%	1,116	3%
Black	274,234	13%	18,043	21%	5,433	16%
Hispanic	16,269	1%	768	1%	225	1%
Non-Hispanic	236,294	11%	16,910	19%	5,026	15%
Unknown	21,671	1%	365	0%	182	1%
Other race	319,902	15%	9,549	11%	2,652	8%
Hispanic	160,597	8%	5,023	6%	1,177	3%
Non-Hispanic	109,604	5%	4,088	5%	1,249	4%
Unknown	49,701	2%	438	1%	226	1%
Unknown race	307,263	15%	2,338	3%	968	3%
Hispanic	46,645	2%	487	1%	172	1%
Non-Hispanic	19,488	1%	272	0%	106	0%
Unknown	241,130	12%	1,579	2%	690	2%
<b>Total</b>	<b>2,084,173</b>		<b>86,969</b>		<b>34,021</b>	

**Hospitalization** counts include anyone who was hospitalized at some point during their illness. It does not reflect the number of people currently hospitalized. **Other race** includes any person with a race of American Indian/Alaskan native, Asian, native Hawaiian/Pacific Islander, or other.

# COVID-19: deaths in Florida residents and staff of long-term care facilities

Data through Apr 10, 2021 verified as of Apr 11, 2021 at 09:25 AM

Data in this report are provisional and subject to change.

For current cases in residents or staff of long-term care facilities, please visit: <https://floridahealthcovid19.gov/>

County	Deaths		County	Deaths		County	Deaths	
Palm Beach	1062	10%	Okaloosa	163	1%	Madison	20	0%
Dade	1007	9%	Hernando	158	1%	Calhoun	18	0%
Pinellas	890	8%	Osceola	142	1%	Flagler	17	0%
Broward	667	6%	Charlotte	134	1%	Gulf	17	0%
Hillsborough	572	5%	Clay	120	1%	Wakulla	16	0%
Duval	436	4%	Indian River	118	1%	Bradford	14	0%
Polk	428	4%	Leon	99	1%	Holmes	13	0%
Orange	400	4%	Bay	89	1%	Washington	13	0%
Brevard	399	4%	Jackson	88	1%	Baker	12	0%
Sarasota	395	4%	St. Johns	86	1%	Jefferson	12	0%
Lee	342	3%	Highlands	85	1%	Franklin	9	0%
Marion	329	3%	Santa Rosa	81	1%	Gadsden	9	0%
Volusia	292	3%	Alachua	77	1%	Lafayette	8	0%
Escambia	279	3%	Suwannee	61	1%	Levy	7	0%
St. Lucie	243	2%	Columbia	51	0%	Desoto	6	0%
Seminole	231	2%	Sumter	44	0%	Dixie	5	0%
Lake	225	2%	Putnam	39	0%	Monroe	5	0%
Pasco	222	2%	Nassau	34	0%	Taylor	3	0%
Manatee	193	2%	Hendry	29	0%	Hardee	2	0%
Collier	191	2%	Walton	29	0%	Hamilton	1	0%
Citrus	177	2%	Okeechobee	24	0%	Liberty	1	0%
Martin	171	2%	Gilchrist	21	0%	Total	11,131	

**Note:** cases are summarized by the county of usual residence. Residents and staff may be cases associated with facilities that are not in their county of usual residence, resulting in cases being included below for counties that do not have facilities with known cases.

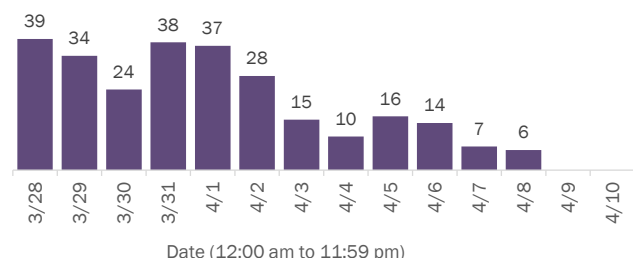
# COVID-19: cases in Florida residents who have died

Data through Apr 10, 2021 verified as of Apr 11, 2021 at 09:25 AM

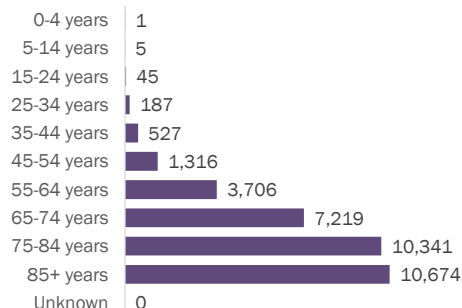
Data in this report are provisional and subject to change.

Demographics for all identified COVID-19 deaths: 34,021

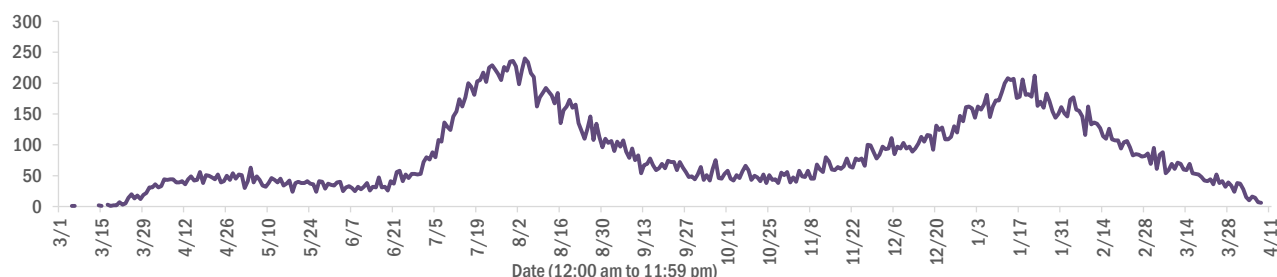
## Deaths by date of death for the past 2 weeks



## Deaths by age group



## Deaths by date of death since March 2020



Age group	Deaths	Cases	Case fatality rate	Mortality rate per 100,000 population
0-4 years	1	42,908	0.0%	0.1
5-14 years	5	133,826	0.0%	0.2
15-24 years	45	323,680	0.0%	1.8
25-34 years	187	364,213	0.1%	6.6
35-44 years	527	324,011	0.2%	20.2
45-54 years	1,316	317,204	0.4%	47.2
55-64 years	3,706	273,591	1.4%	128.1
65-74 years	7,219	167,669	4.3%	297.5
75-84 years	10,341	92,442	11.2%	736.4
85+ years	10,674	43,291	24.7%	1848.2
Unknown	0	1,338	0.0%	
<b>Total</b>	<b>34,021</b>	<b>2,084,173</b>	<b>1.6%</b>	<b>157.5</b>

Race	Deaths	Cases	Case fatality rate	Mortality rate per 100,000 population
White	24,968	1,182,774	2.1%	149.5
Black	5,433	274,234	2.0%	148.5
Other	2,652	319,902	0.8%	213.1
Unknown	968	307,263	0.3%	
<b>Total</b>	<b>34,021</b>	<b>2,084,173</b>	<b>1.6%</b>	<b>157.5</b>

Gender	Deaths	Cases	Case fatality rate	Mortality rate per 100,000 population
Female	14,934	1,089,241	1.4%	135.3
Male	19,087	978,225	2.0%	180.8
Unknown	0	16,707	0.0%	
<b>Total</b>	<b>34,021</b>	<b>2,084,173</b>	<b>1.6%</b>	<b>157.5</b>

Ethnicity	Deaths	Cases	Case fatality rate	Mortality rate per 100,000 population
Hispanic	7,958	671,848	1.2%	140.1
Non-Hispanic	23,849	1,013,209	2.4%	149.8
Unknown	2,214	399,116	0.6%	
<b>Total</b>	<b>34,021</b>	<b>2,084,173</b>	<b>1.6%</b>	<b>157.5</b>

# COVID-19: characteristics of 2,084,173 cases

Data through Apr 10, 2021 verified as of Apr 11, 2021 at 09:25 AM

Data in this report are provisional and subject to change.

Tables below include cases in Florida residents and non-Florida residents.

All 67 Florida counties have cases:

County	FL resident cases		Non-FL resident cases	Total cases	FL resident deaths	FL death rate
Dade	454,735	<div><div></div></div> 22%	5,918	460,653	5,981	1.3%
Broward	220,489	<div><div></div></div> 11%	2,663	223,152	2,720	1.2%
Palm Beach	133,650	<div><div></div></div> 6%	2,458	136,108	2,690	2.0%
Orange	126,606	<div><div></div></div> 6%	1,958	128,564	1,214	1.0%
Hillsborough	125,515	<div><div></div></div> 6%	1,085	126,600	1,637	1.3%
Duval	92,584	<div><div></div></div> 4%	1,544	94,128	1,337	1.4%
Pinellas	73,212	<div><div></div></div> 4%	1,844	75,056	1,563	2.1%
Lee	62,697	<div><div></div></div> 3%	2,218	64,915	933	1.5%
Polk	62,781	<div><div></div></div> 3%	459	63,240	1,273	2.0%
Osceola	40,422	<div><div></div></div> 2%	722	41,144	489	1.2%
Volusia	39,349	<div><div></div></div> 2%	716	40,065	739	1.9%
Brevard	37,820	<div><div></div></div> 2%	688	38,508	828	2.2%
Pasco	37,594	<div><div></div></div> 2%	330	37,924	703	1.9%
Manatee	35,192	<div><div></div></div> 2%	832	36,024	640	1.8%
Escambia	31,541	<div><div></div></div> 2%	3,648	35,189	672	2.1%
Collier	32,364	<div><div></div></div> 2%	1,280	33,644	505	1.6%
Seminole	31,079	<div><div></div></div> 1%	238	31,317	472	1.5%
Leon	29,775	<div><div></div></div> 1%	900	30,675	307	1.0%
Sarasota	29,106	<div><div></div></div> 1%	1,502	30,608	800	2.7%
Marion	29,455	<div><div></div></div> 1%	150	29,605	937	3.2%
Lake	27,154	<div><div></div></div> 1%	478	27,632	613	2.3%
St. Lucie	24,511	<div><div></div></div> 1%	179	24,690	604	2.5%
Alachua	23,592	<div><div></div></div> 1%	287	23,879	262	1.1%
St. Johns	21,343	<div><div></div></div> 1%	300	21,643	203	1.0%
Okaloosa	19,743	<div><div></div></div> 1%	211	19,954	356	1.8%
Bay	18,833	<div><div></div></div> 1%	769	19,602	377	2.0%
Santa Rosa	17,667	<div><div></div></div> 1%	234	17,901	279	1.6%
Clay	17,614	<div><div></div></div> 1%	49	17,663	331	1.9%
Hernando	12,749	<div><div></div></div> 1%	96	12,845	447	3.5%
Charlotte	11,870	<div><div></div></div> 1%	205	12,075	399	3.4%
Indian River	11,900	<div><div></div></div> 1%	105	12,005	286	2.4%
Martin	11,490	<div><div></div></div> 1%	220	11,710	310	2.7%
Citrus	10,448	<div><div></div></div> 1%	92	10,540	433	4.1%
Sumter	8,885	<div><div></div></div> 0%	103	8,988	263	3.0%
Nassau	7,607	<div><div></div></div> 0%	437	8,044	121	1.6%

County	FL resident cases		Non-FL resident cases	Total cases	FL resident deaths	FL death rate
Columbia	7,911	<div><div></div></div> 0%	38	7,949	164	2.1%
Highlands	7,827	<div><div></div></div> 0%	90	7,917	329	4.2%
Walton	6,686	<div><div></div></div> 0%	828	7,514	85	1.3%
Flagler	6,799	<div><div></div></div> 0%	95	6,894	102	1.5%
Monroe	6,262	<div><div></div></div> 0%	380	6,642	50	0.8%
Putnam	6,129	<div><div></div></div> 0%	21	6,150	136	2.2%
Jackson	6,027	<div><div></div></div> 0%	65	6,092	156	2.6%
Gadsden	5,548	<div><div></div></div> 0%	16	5,564	92	1.7%
Suwannee	5,227	<div><div></div></div> 0%	28	5,255	137	2.6%
Hendry	4,525	<div><div></div></div> 0%	17	4,542	77	1.7%
Desoto	4,142	<div><div></div></div> 0%	26	4,168	86	2.1%
Okeechobee	3,792	<div><div></div></div> 0%	52	3,844	87	2.3%
Unknown	330	<div><div></div></div> 0%	3,225	3,555	0	0.0%
Baker	3,382	<div><div></div></div> 0%	15	3,397	60	1.8%
Wakulla	3,278	<div><div></div></div> 0%	12	3,290	55	1.7%
Levy	3,194	<div><div></div></div> 0%	8	3,202	45	1.4%
Hardee	2,954	<div><div></div></div> 0%	15	2,969	42	1.4%
Bradford	2,924	<div><div></div></div> 0%	13	2,937	55	1.9%
Taylor	2,696	<div><div></div></div> 0%	5	2,701	45	1.7%
Washington	2,672	<div><div></div></div> 0%	21	2,693	50	1.9%
Holmes	2,187	<div><div></div></div> 0%	33	2,220	51	2.3%
Madison	2,011	<div><div></div></div> 0%	26	2,037	44	2.2%
Gulf	1,902	<div><div></div></div> 0%	23	1,925	42	2.2%
Union	1,781	<div><div></div></div> 0%	1	1,782	71	4.0%
Calhoun	1,663	<div><div></div></div> 0%	3	1,666	43	2.6%
Lafayette	1,607	<div><div></div></div> 0%	0	1,607	26	1.6%
Hamilton	1,580	<div><div></div></div> 0%	19	1,599	24	1.5%
Dixie	1,563	<div><div></div></div> 0%	3	1,566	23	1.5%
Gilchrist	1,534	<div><div></div></div> 0%	4	1,538	40	2.6%
Jefferson	1,414	<div><div></div></div> 0%	22	1,436	27	1.9%
Franklin	1,268	<div><div></div></div> 0%	33	1,301	18	1.4%
Liberty	1,059	<div><div></div></div> 0%	1	1,060	16	1.5%
Glades	927	<div><div></div></div> 0%	4	931	19	2.0%
Total	2,084,173		40,060	2,124,233	34,021	1.6%

# COVID-19: characteristics of 2,084,173 Florida resident cases

Data through Apr 10, 2021 verified as of Apr 11, 2021 at 09:25 AM

Data in this report are provisional and subject to change.

The table below includes the cities and counties of residence for cases in Florida residents based on the patient's ZIP Code. Note that city is not always received as part of the initial notification and may be missing while the case is being investigated.

City and county	Cases
Miami, Dade	263,647
Orlando, Orange	93,604
Jacksonville, Duval	87,016
Tampa, Hillsborough	73,095
Hialeah, Dade	63,784
Fort Lauderdale, Broward	46,903
Hollywood, Broward	41,847
West Palm Beach, Palm Beach	32,465
Kissimmee, Osceola	31,112
Tallahassee, Leon	28,747
Homestead, Dade	27,792
Naples, Collier	27,359
Saint Petersburg, Pinellas	26,801
Pensacola, Escambia	26,259
Fort Myers, Lee	24,295
Bradenton, Manatee	22,964
Boca Raton, Palm Beach	22,937
Lakeland, Polk	21,797
Ocala, Marion	21,654
Pompano Beach, Broward	20,945
Gainesville, Alachua	18,787
Sarasota, Sarasota	18,012
Port Saint Lucie, St. Lucie	16,319
Lake Worth, Palm Beach	16,118
Cape Coral, Lee	15,946
Miami Beach, Dade	14,867
Clearwater, Pinellas	14,356
Miramar, Broward	14,349
Boynton Beach, Palm Beach	12,975
Coral Springs, Broward	12,961
Doral, Dade	12,801
Miami Gardens, Dade	12,159
Panama City, Bay	11,965
Saint Augustine, St. Johns	11,440
Melbourne, Brevard	10,834
Winter Haven, Polk	10,530
Lehigh Acres, Lee	10,193
Delray Beach, Palm Beach	10,030
Davie, Broward	9,827
Riverview, Hillsborough	9,637
Vero Beach, Indian River	9,161
Palm Bay, Brevard	8,807
New Port Richey, Pasco	8,685
Sunrise, Broward	8,660
Milton, Santa Rosa	8,528
Saint Cloud, Osceola	8,073
Fort Pierce, St. Lucie	8,030
Coral Gables, Dade	8,022
Largo, Pinellas	7,957
Daytona Beach, Volusia	7,935
Apopka, Orange	7,810
Plantation, Broward	7,727
Spring Hill, Hernando	7,609
North Miami Beach, Dade	7,513
Davenport, Polk	7,325
Clermont, Lake	7,304
Brandon, Hillsborough	7,244
Lake City, Columbia	7,195

# COVID-19: characteristics of 2,084,173 Florida resident cases

Data through Apr 10, 2021 verified as of Apr 11, 2021 at 09:25 AM

Data in this report are provisional and subject to change.

The table below includes the cities and counties of residence for cases in Florida residents based on the patient's ZIP Code. Note that city is not always received as part of the initial notification and may be missing while the case is being investigated.

City and county	Cases
Orange Park, Clay	7,167
Sanford, Seminole	6,963
Weston, Broward	6,937
Jupiter, Palm Beach	6,877
Deltona, Volusia	6,823
Plant City, Hillsborough	6,721
Deerfield Beach, Broward	6,436
Winter Garden, Orange	6,241
Tamarac, Broward	5,905
Port Charlotte, Charlotte	5,797
Palm Coast, Flagler	5,720
Wesley Chapel, Pasco	5,554
Coconut Creek, Broward	5,541
Fort Walton Beach, Okaloosa	5,461
Stuart, Martin	5,423
Margate, Broward	5,402
Palm Beach Gardens, Palm Beach	5,348
Crestview, Okaloosa	5,259
Land O Lakes, Pasco	5,254
Deland, Volusia	5,201
Winter Park, Orange	5,175
Palm Harbor, Pinellas	5,136
Wellington, Palm Beach	5,092
Oviedo, Seminole	5,073
Palmetto, Manatee	5,030
Altamonte Springs, Seminole	4,718
Lutz, Hillsborough	4,694
Port Orange, Volusia	4,644
Opa Locka, Dade	4,596
Miami Lakes, Dade	4,577
Valrico, Hillsborough	4,455
Haines City, Polk	4,437
North Port, Sarasota	4,427
Brooksville, Hernando	4,419
Middleburg, Clay	4,357
Hallandale, Broward	4,338
Venice, Sarasota	4,330
Pembroke Pines, Broward	4,291
Punta Gorda, Charlotte	4,280
Sebring, Highlands	4,220
Ocoee, Orange	4,184
Leesburg, Lake	4,182
The Villages, Sumter	4,179
Live Oak, Suwannee	4,056
Arcadia, Desoto	4,031
Saint Johns, St. Johns	4,017
Seminole, Pinellas	4,006
Ormond Beach, Volusia	3,985
Zephyrhills, Pasco	3,979
Bonita Springs, Lee	3,945
Pinellas Park, Pinellas	3,782
Okeechobee, Okeechobee	3,779
Navarre, Santa Rosa	3,690
Windermere, Orange	3,663
North Lauderdale, Broward	3,637
Longwood, Seminole	3,636
North Miami, Dade	3,614
Ruskin, Hillsborough	3,562
Immokalee, Collier	3,561



# COVID-19: characteristics of 2,084,173 Florida resident cases

Data through Apr 10, 2021 verified as of Apr 11, 2021 at 09:25 AM

Data in this report are provisional and subject to change.

The table below includes the cities and counties of residence for cases in Florida residents based on the patient's ZIP Code. Note that city is not always received as part of the initial notification and may be missing while the case is being investigated.

City and county	Cases
Cocoa, Brevard	3,514
Gulf Breeze, Santa Rosa	3,324
Niceville, Okaloosa	3,291
Casselberry, Seminole	3,218
Cantonment, Escambia	3,162
Lake Worth Beach, Palm Beach	3,155
Key West, Monroe	3,106
Port Richey, Pasco	3,090
Titusville, Brevard	3,089
Panama City Beach, Bay	3,078
Jacksonville Beach, Duval	3,057
Hudson, Pasco	3,049
Dade City, Pasco	2,998
Quincy, Gadsden	2,961
Oakland Park, Broward	2,957
North Fort Myers, Lee	2,943
Crawfordville, Wakulla	2,941
Winter Springs, Seminole	2,936
Bartow, Polk	2,903
Aventura, Dade	2,885
Lake Mary, Seminole	2,873
Palatka, Putnam	2,837
New Smyrna Beach, Volusia	2,821
Kissimmee, Polk	2,786
Auburndale, Polk	2,768
Cutler Ridge, Dade	2,757
Fernandina Beach, Nassau	2,752
Green Cove Springs, Clay	2,747
Merritt Island, Brevard	2,721
Lake Wales, Polk	2,695
Ponte Vedra Beach, St. Johns	2,674
Tarpon Springs, Pinellas	2,655
Parkland, Broward	2,569
Perry, Taylor	2,528
Inverness, Citrus	2,502
Belle Glade, Palm Beach	2,486
Lynn Haven, Bay	2,482
Eustis, Lake	2,431
Loxahatchee, Palm Beach	2,414
Wimauma, Hillsborough	2,412
Marianna, Jackson	2,407
Cooper City, Broward	2,398
Royal Palm Beach, Palm Beach	2,378
Dunedin, Pinellas	2,374
Esterro, Lee	2,357
Clewiston, Hendry	2,357
Santa Rosa Beach, Walton	2,345
Holiday, Pasco	2,340
Fleming Island, Clay	2,325
Key Biscayne, Dade	2,226
Sarasota, Manatee	2,218
Parrish, Manatee	2,176
Rockledge, Brevard	2,154
Odessa, Hillsborough	2,135
Defuniak Springs, Walton	2,106
Riviera Beach, Palm Beach	2,086
Chipley, Washington	2,076
Palm City, Martin	2,069
Mount Dora, Lake	2,052

# COVID-19: characteristics of 2,084,173 Florida resident cases

Data through Apr 10, 2021 verified as of Apr 11, 2021 at 09:25 AM

Data in this report are provisional and subject to change.

The table below includes the cities and counties of residence for cases in Florida residents based on the patient's ZIP Code. Note that city is not always received as part of the initial notification and may be missing while the case is being investigated.

City and county	Cases
Destin, Okaloosa	2,027
Labelle, Hendry	2,022
Seffner, Hillsborough	2,014
Mulberry, Polk	1,994
Avon Park, Highlands	1,988
Starke, Bradford	1,979
Tavares, Lake	1,940
Groveland, Lake	1,872
Lithia, Hillsborough	1,855
Pinecrest, Dade	1,851
Summerfield, Marion	1,851
Maitland, Orange	1,818
Yulee, Nassau	1,811
Orange City, Volusia	1,802
Wauchula, Hardee	1,739
Sebastian, Indian River	1,697
Palmetto Bay, Dade	1,690
Maccleenny, Baker	1,657
Lady Lake, Lake	1,639
Callahan, Nassau	1,619
Dania, Broward	1,617
Homosassa, Citrus	1,603
Ponte Vedra, St. Johns	1,603
Carol City, Dade	1,592
Mayo, Lafayette	1,578
Crystal River, Citrus	1,571
Coconut Grove, Dade	1,562
Bonifay, Holmes	1,562
Missing, Dade	1,555
Edgewater, Volusia	1,506
Oldsmar, Pinellas	1,499
Crossings, Dade	1,490
Gibsonton, Hillsborough	1,488
Lake Placid, Highlands	1,484
Hobe Sound, Martin	1,467
Apollo Beach, Hillsborough	1,447
Florida City, Dade	1,444
Pace, Santa Rosa	1,443
Dover, Hillsborough	1,432
Sun City Center, Hillsborough	1,406
Debary, Volusia	1,398
Lake Butler, Union	1,381
Atlantic Beach, Duval	1,372
Palm Springs, Palm Beach	1,368
Dunnellon, Marion	1,361
Madison, Madison	1,333
Biscayne Park, Dade	1,316
Bellevue, Marion	1,300
Monticello, Jefferson	1,294
North Palm Beach, Palm Beach	1,283
Alachua, Alachua	1,280
Lantana, Palm Beach	1,258
Indiantown, Martin	1,256
Graceville, Jackson	1,234
South Miami, Dade	1,208
Safety Harbor, Pinellas	1,203
Century, Escambia	1,173
Williston, Levy	1,167
Newberry, Alachua	1,153

# COVID-19: characteristics of 2,084,173 Florida resident cases

Data through Apr 10, 2021 verified as of Apr 11, 2021 at 09:25 AM

Data in this report are provisional and subject to change.

The table below includes the cities and counties of residence for cases in Florida residents based on the patient's ZIP Code. Note that city is not always received as part of the initial notification and may be missing while the case is being investigated.

City and county	Cases
Lecanto, Citrus	1,148
Jensen Beach, Martin	1,147
Ellenton, Manatee	1,139
Satellite Beach, Brevard	1,118
Lauderhill, Broward	1,116
El Portal, Dade	1,101
Beverly Hills, Citrus	1,100
Havana, Gadsden	1,100
Hilliard, Nassau	1,073
Freeport, Walton	1,071
Englewood, Charlotte	1,061
Trenton, Gilchrist	1,051
Wilton Manors, Broward	1,048
Blountstown, Calhoun	1,043
Wildwood, Sumter	1,042
Jasper, Hamilton	1,027
Nokomis, Sarasota	1,014
Key Largo, Monroe	1,000
Bushnell, Sumter	976
Wewahitchka, Gulf	974
Hernando, Citrus	974
Frostproof, Polk	971
Keystone Heights, Clay	965
Sanderson, Baker	952
Lauderdale Lakes, Broward	946
Medley, Dade	941
Mary Esther, Okaloosa	937
Polk City, Polk	933
Fellsmere, Indian River	929
Dunnellon, Citrus	928
Fisher Island, Dade	912
Everglades National Park, Dade	906
Shalimar, Okaloosa	899
Port Saint Joe, Gulf	897
Moore Haven, Glades	868
Marco Island, Collier	854
Coleman, Sumter	850
Cocoa Beach, Brevard	837
Minneola, Lake	826
Pahokee, Palm Beach	822
South Bay, Palm Beach	819
Bristol, Liberty	818
Chiefland, Levy	818
Cross City, Dixie	817
High Springs, Alachua	811
Trinity, Pasco	805
Sorrento, Lake	800
Fort Meade, Polk	799
Spring Hill, Pasco	796
Thonotosassa, Hillsborough	781
Englewood, Sarasota	777
Fruitland Park, Lake	776
Indialantic, Brevard	772
Glen Saint Mary, Baker	768
Marathon, Monroe	759
Southwest Ranches, Broward	739
Crescent City, Putnam	733
Chattahoochee, Gadsden	727
Miramar Beach, Walton	726

# COVID-19: characteristics of 2,084,173 Florida resident cases

Data through Apr 10, 2021 verified as of Apr 11, 2021 at 09:25 AM

Data in this report are provisional and subject to change.

The table below includes the cities and counties of residence for cases in Florida residents based on the patient's ZIP Code. Note that city is not always received as part of the initial notification and may be missing while the case is being investigated.

City and county	Cases
Umatilla, Lake	718
Interlachen, Putnam	713
Olympia Heights, Dade	704
Fort Myers Beach, Lee	703
Uleta, Dade	701
Old Town, Dixie	687
Lake Alfred, Polk	686
West Melbourne, Brevard	683
Coral, Dade	679
Bowling Green, Hardee	679
Jacksonville, St. Johns	678
Lawtey, Bradford	671
Fort White, Columbia	653
Weeki Wachee, Hernando	650
Neptune Beach, Duval	647
Silver Springs, Marion	641
South Daytona, Volusia	639
Palm Beach, Palm Beach	613
Baker, Okaloosa	604
Belle Isle, Orange	601
Surfside, Dade	600
Clearwater Beach, Pinellas	592
Bronson, Levy	592
Gulfport, Pinellas	585
Bunnell, Flagler	581
Sneads, Jackson	554
Rotunda West, Charlotte	548
Jay, Santa Rosa	548
Mascotte, Lake	536
Carrabelle, Franklin	525
Hawthorne, Alachua	518
Oxford, Sumter	514
Oakland, Orange	508
Cape Canaveral, Brevard	503
Myakka City, Manatee	500
Mims, Brevard	498
Cottondale, Jackson	495
Sweetwater, Dade	494
Tavernier, Monroe	493
Molino, Escambia	488
Citra, Marion	485
Ocklawaha, Marion	483
Melbourne Beach, Brevard	482
Florida State University, Leon	481
Dundee, Polk	480
Zolfo Springs, Hardee	479
Indian Harbour Beach, Brevard	477
Alva, Lee	475
Midway, Gadsden	469
Flagler Beach, Flagler	468
Youngstown, Bay	466
Bal Harbour, Dade	466
East Palatka, Putnam	464
Celebration, Osceola	463
Bell, Gilchrist	442
Altha, Calhoun	442
Missing, Volusia	441
Webster, Sumter	436
Branford, Suwannee	432

# COVID-19: characteristics of 2,084,173 Florida resident cases

Data through Apr 10, 2021 verified as of Apr 11, 2021 at 09:25 AM

Data in this report are provisional and subject to change.

The table below includes the cities and counties of residence for cases in Florida residents based on the patient's ZIP Code. Note that city is not always received as part of the initial notification and may be missing while the case is being investigated.

City and county	Cases
Apalachicola, Franklin	419
Haverhill, Palm Beach	403
De Leon Springs, Volusia	403
Archer, Alachua	398
Centerville, Leon	394
Eagle Lake, Polk	391
West Miami, Dade	389
Osprey, Sarasota	385
Floral City, Citrus	379
Tequesta, Palm Beach	377
Hastings, St. Johns	376
Missing, Orange	372
Holly Hill, Volusia	369
Raiford, Union	367
Chuluota, Seminole	367
Grand Ridge, Jackson	364
Ave Maria, Collier	360
Lake Park, Palm Beach	357
Pierson, Volusia	353
Grand Island, Lake	350
Greenville, Madison	332
Montverde, Lake	330
Indian Rocks Beach, Pinellas	328
Vernon, Washington	326
Gotha, Orange	325
Malabar, Brevard	322
Satsuma, Putnam	318
Alafaya, Orange	318
Malone, Jackson	317
Jennings, Hamilton	315
Sebastian, Brevard	311
Elkton, St. Johns	309
Kenneth City, Pinellas	309
Bryceville, Nassau	307
Fort McCoy, Marion	306
Lake Panasoffkee, Sumter	306
Eastpoint, Franklin	305
Reddick, Marion	303
Laurel Hill, Okaloosa	301
Melrose, Putnam	298
Westville, Holmes	295
Hallandale Beach, Broward	295
Valparaiso, Okaloosa	290
Lehigh, Lee	289
Belleair, Pinellas	288
Winter Park, Seminole	288
San Antonio, Pasco	285
Geneva, Seminole	283
O'Brien, Suwannee	282
Anthony, Marion	279
Greenwood, Jackson	278
Greenacres, Palm Beach	277
Ponce De Leon, Holmes	273
Morriston, Levy	272
South Pasadena, Pinellas	260
Inlet Beach, Walton	254
Fern Park, Seminole	251
Kindred, Osceola	249
Eglin Air Force Base, Okaloosa	247

# COVID-19: characteristics of 2,084,173 Florida resident cases

Data through Apr 10, 2021 verified as of Apr 11, 2021 at 09:25 AM

Data in this report are provisional and subject to change.

The table below includes the cities and counties of residence for cases in Florida residents based on the patient's ZIP Code. Note that city is not always received as part of the initial notification and may be missing while the case is being investigated.

City and county	Cases
Sanibel, Lee	246
Fountain, Bay	242
Weirsdale, Marion	239
Lee, Madison	237
University Of Central Fl, Orange	237
Edgewood, Orange	236
White Springs, Hamilton	236
Longboat Key, Manatee	235
Southport, Bay	233
Islamorada, Monroe	232
Saint James City, Lee	228
Hosford, Liberty	226
Gretna, Gadsden	222
Poinciana, Polk	217
Astatula, Lake	217
Wellborn, Suwannee	215
Holt, Okaloosa	213
Lakewood Ranch, Manatee	213
Mcdavid, Escambia	211
Madeira Beach, Pinellas	209
Howey-In-The-Hills, Lake	205
Holmes Beach, Manatee	205
Juno Beach, Palm Beach	204
Bay Harbor Islands, Dade	200
Micanopy, Alachua	198
Babson Park, Polk	197
Lake Helen, Volusia	196
Atlantis, Palm Beach	193
Cutler Bay, Dade	193
Altoona, Lake	192
Mcalpin, Suwannee	191
Lauderdale By The Sea, Broward	191
Sopchoppy, Wakulla	190
Azalea Park, Orange	190
Zellwood, Orange	189
Alford, Jackson	188
The Villages, Marion	183
The Villages, Lake	183
Center Hill, Sumter	180
Osteen, Volusia	177
Odessa, Pasco	176
Viera, Brevard	174
Mangonia Park, Palm Beach	169
Summerland Key, Monroe	166
University Of Miami, Dade	166
Hypoluxo, Palm Beach	166
Golden Beach, Dade	165
Bokeelia, Lee	163
Caryville, Washington	161
Oak Hill, Volusia	161
Pomona Park, Putnam	160
Ponce Inlet, Volusia	159
University Of Fl, Alachua	156
Grant-Valkaria, Brevard	156
Rocky Point, Hillsborough	155
Lockhart, Orange	154
Lutz, Pasco	154
Paisley, Lake	153
Bay Lake, Orange	151

# COVID-19: characteristics of 2,084,173 Florida resident cases

Data through Apr 10, 2021 verified as of Apr 11, 2021 at 09:25 AM

Data in this report are provisional and subject to change.

The table below includes the cities and counties of residence for cases in Florida residents based on the patient's ZIP Code. Note that city is not always received as part of the initial notification and may be missing while the case is being investigated.

City and county	Cases
Sumterville, Sumter	149
Missing, Lee	149
Big Pine Key, Monroe	148
Citrus Springs, Citrus	148
Hollister, Putnam	147
Hiawassee, Orange	145
Lady Lake, Sumter	140
Carrollwood, Hillsborough	140
Clair-Mel City, Hillsborough	139
Inglis, Levy	134
San Mateo, Putnam	133
Christmas, Orange	132
Cloud Lake, Palm Beach	130
Lake Hamilton, Polk	129
Kendall, Dade	128
Baldwin, Duval	128
West Park, Broward	126
Hampton, Bradford	126
Apopka, Seminole	126
Clarksville, Calhoun	125
Steinhatchee, Taylor	125
Matlacha, Lee	123
University Of Central Florida, Orange	121
Buena Ventura Lakes, Osceola	121
Placida, Charlotte	117
Missing, Pinellas	117
Belleair Beach, Pinellas	117
Lighthouse Point, Broward	116
Tierra Verde, Pinellas	116
Missing, St. Johns	113
Temple Terrace, Hillsborough	111
Saint Leo, Pasco	110
Barry University, Dade	109
Callaway, Bay	109
Dania Beach, Broward	109
Seville, Volusia	108
Panacea, Wakulla	106
City Of Sunrise, Broward	106
Harmony, Osceola	106
Astor, Lake	105
Missing, Sumter	105
Cedar Key, Levy	104
Hurlburt Field, Okaloosa	104
Bradenton Beach, Manatee	103
Sunny Isles Beach, Dade	102
Lamont, Jefferson	102
Dinsmore, Duval	102
Canal Point, Palm Beach	102
Brooker, Bradford	101
South Fort Myers, Lee	98
Tyndall Air Force Base, Bay	98
Fruit Cove, St. Johns	97
Barefoot Bay, Brevard	97
Florida Gulf Coast Univ, Lee	96
Florahome, Putnam	96
Waldo, Alachua	96
Bascom, Jackson	96
University Of South Florida, Hillsborough	95
Kathleen, Polk	95

# COVID-19: characteristics of 2,084,173 Florida resident cases

Data through Apr 10, 2021 verified as of Apr 11, 2021 at 09:25 AM

Data in this report are provisional and subject to change.

The table below includes the cities and counties of residence for cases in Florida residents based on the patient's ZIP Code. Note that city is not always received as part of the initial notification and may be missing while the case is being investigated.

City and county	Cases
Crystal Beach, Pinellas	91
Pinetta, Madison	90
Maitland, Seminole	90
Princeton, Dade	89
Lorida, Highlands	86
Ocean Ridge, Palm Beach	85
Missing, Lake	84
Missing, Marion	84
Fort Denaud, Hendry	83
F M, Lee	81
Yalaha, Lake	79
Boca Grande, Lee	78
Missing, St. Lucie	78
Saint Pete Beach, Pinellas	77
Welaka, Putnam	76
Eatonville, Orange	76
Patrick Air Force Base, Brevard	75
Palma Ceia, Hillsborough	74
Avon Park, Polk	73
Campbellton, Jackson	72
Cudjoe Key, Monroe	71
North Venice, Sarasota	70
Air Mail Facility, Dade	69
Ochopee, Collier	69
Anna Maria, Manatee	67
Greensboro, Gadsden	66
Missing, Duval	64
Stock Island, Monroe	64
Missing, Pasco	63
Destin, Walton	62
Miami Springs, Dade	62
Reunion, Osceola	62
Missing, Palm Beach	62
North Redington Beach, Pinellas	61
Treasure Island, Pinellas	61
Northdale, Hillsborough	60
Felda, Hendry	60
Mexico Beach, Bay	60
Bonita Beach, Lee	59
Georgetown, Putnam	59
Micco, Brevard	58
Orlando, Seminole	58
Okahumpka, Lake	57
Bellview, Escambia	57
Duette, Manatee	57
Lake Suzy, Desoto	55
Miromar Lakes, Lee	54
University Of Tampa, Hillsborough	54
Ona, Hardee	54
Missing, Santa Rosa	54
Walnut Hill, Escambia	53
Enterprise, Volusia	53
Heathrow, Seminole	53
Orlando, Dade	52
Singer Island, Palm Beach	52
Town N Country, Hillsborough	50
Miami, Unknown	50
Palm Beach Shores, Palm Beach	49
Green Acres, Palm Beach	49



# COVID-19: characteristics of 2,084,173 Florida resident cases

Data through Apr 10, 2021 verified as of Apr 11, 2021 at 09:25 AM

Data in this report are provisional and subject to change.

The table below includes the cities and counties of residence for cases in Florida residents based on the patient's ZIP Code. Note that city is not always received as part of the initial notification and may be missing while the case is being investigated.

City and county	Cases
Salt Springs, Marion	49
Aloma, Orange	49
Terra Ceia, Manatee	49
Intercession City, Osceola	48
Cinco Bayou, Okaloosa	47
Highland City, Polk	45
Village Wellington, Palm Beach	45
Orlando, Osceola	45
Sewalls Point, Martin	45
Florida International Univ, Dade	45
Florence Villa, Polk	45
Ebro, Washington	44
Waverly, Polk	44
Naranja, Dade	44
Key Colony Beach, Monroe	44
Gulf Breeze, Escambia	43
Kenansville, Osceola	43
Eaton Park, Polk	43
Manalapan, Palm Beach	43
Missing, Broward	43
Village Of Wellington, Palm Beach	42
Lacoochee, Pasco	42
Stetson University, Volusia	42
Bayonet Point, Pasco	42
Miami, Broward	41
Saint Johns, Duval	40
Cortez, Manatee	40
Florida A And M University, Leon	38
Miami Shores, Dade	38
Orlando, Broward	38
Lakeshore, Polk	37
Orlando, Volusia	37
Missing, Hillsborough	37
Ponte Vedra, Duval	37
Highland Beach, Palm Beach	36
Tice, Lee	36
Hialeah Gardens, Dade	36
Pasadena, Pinellas	36
Orlando, Polk	35
Bay Pines, Pinellas	35
Ridge Manor, Pasco	35
North Bay Village, Dade	35
Siesta Key, Sarasota	34
Flemington, Marion	34
Bayshore Gardens, Manatee	34
Lealman, Pinellas	34
Missing, Seminole	34
Sugarloaf Key, Monroe	34
Lulu, Columbia	34
Eloise, Polk	34
Bonaventure, Broward	34
Venus, Highlands	33
Univ Of FI Student Dorms, Alachua	33
Dowling Park, Suwannee	33
Homeland, Polk	33
Davenport, Osceola	33
Jupiter, Martin	33
Hallandale Beach, Broward	33
Palm Shores, Brevard	33

# COVID-19: characteristics of 2,084,173 Florida resident cases

Data through Apr 10, 2021 verified as of Apr 11, 2021 at 09:25 AM

Data in this report are provisional and subject to change.

The table below includes the cities and counties of residence for cases in Florida residents based on the patient's ZIP Code. Note that city is not always received as part of the initial notification and may be missing while the case is being investigated.

City and county	Cases
Pine Hills, Orange	32
Wekiva Springs, Seminole	32
Bagdad, Santa Rosa	32
Westlake, Palm Beach	32
City Of Westlake, Palm Beach	31
South Palm Beach, Palm Beach	31
Poinciana, Osceola	31
Nocatee, Desoto	30
Saint Marks, Wakulla	30
Mcintosh, Marion	30
Alturas, Polk	30
Penney Farms, Clay	30
Kinard, Calhoun	30
Chokoloskee, Collier	29
Bonita Springs, Collier	29
Horseshoe Beach, Dixie	28
Pensacola Beach, Santa Rosa	28
Little Torch Key, Monroe	28
Orlando, Hillsborough	28
Westchase, Hillsborough	28
Indian Lake Estates, Polk	28
Homosassa Springs, Citrus	27
Missing, Manatee	27
Archer, Levy	27
Pembroke Park, Broward	27
Florida State, Leon	27
Caryville, Holmes	27
Palmdale, Glades	26
Long Key, Monroe	26
Sydney, Hillsborough	26
Bradley, Polk	26
New Smyrna, Volusia	26
Fort Lauderdale, Dade	26
Pine Castle, Orange	26
Earleton, Alachua	25
Orange Lake, Marion	25
Missing, Monroe	25
Missing, Indian River	25
Tangerine, Orange	25
South Miami Heights, Dade	25
Sparr, Marion	25
Labelle, Glades	24
Hawthorne, Putnam	24
Santa Fe, Alachua	24
Missing, Escambia	24
Goulds, Dade	24
Wabasso, Indian River	24
Balm, Hillsborough	23
Missing, Brevard	23
Bostwick, Putnam	23
Paxton, Walton	23
Wekiwa Springs, Seminole	23
Yankeetown, Levy	23
Wausau, Washington	22
Plymouth, Orange	22
Florida Dept Of Corrections, Union	22
Loughman, Polk	22
Citrus Ridge, Indian River	22
Crystal Springs, Pasco	22

# COVID-19: characteristics of 2,084,173 Florida resident cases

Data through Apr 10, 2021 verified as of Apr 11, 2021 at 09:25 AM

Data in this report are provisional and subject to change.

The table below includes the cities and counties of residence for cases in Florida residents based on the patient's ZIP Code. Note that city is not always received as part of the initial notification and may be missing while the case is being investigated.

City and county	Cases
Laud-By-The-Sea, Broward	22
Missing, Okaloosa	22
Kissimmee, Orange	22
La Crosse, Alachua	22
Tioga, Alachua	22
Boca Raton, Broward	22
Missing, Citrus	22
Sun City, Hillsborough	21
Florida International University, Dade	21
Union Park, Orange	21
Perdido Key, Escambia	21
Everglades City, Collier	21
Fort Ogden, Desoto	21
Bonifay, Washington	21
Redington Shores, Pinellas	20
Mango, Hillsborough	20
Candler, Marion	20
Ramrod Key, Monroe	20
Indian River Shores, Indian River	20
Mexico Beach, Gulf	20
Branford, Lafayette	20
High Springs, Gilchrist	19
Babcock Ranch, Lee	19
Trenton, Levy	19
Lowell, Marion	19
Buckingham, Lee	19
Lake Buena Vista, Orange	19
Parker, Bay	19
Champions Gate, Polk	19
Forest City, Orange	19
Wildlight, Nassau	19
Orlando, Palm Beach	19
Johns Pass Village, Pinellas	18
Hollywood, Dade	18
Jensen Beach, St. Lucie	18
Brooksville, Pasco	18
Missing, Collier	18
Gulf Stream, Palm Beach	18
Goodland, Collier	18
Maxville, Duval	18
Florida State Univ Admin, Leon	18
Nalcrest, Polk	18
Tallevast, Manatee	18
Shady Hills, Pasco	17
Webster, Hernando	17
Nichols, Polk	17
Missing, Martin	17
Golden Oak, Orange	17
Graceville, Holmes	17
West Panama City Beach, Bay	17
Trilby, Pasco	17
Wewahitchka, Calhoun	16
Daytona Beach Shores, Volusia	16
Otter Creek, Levy	16
Woodville, Leon	16
Jacksonville, Unknown	16
Belleair Bluffs, Pinellas	16
Suwannee, Dixie	16
Mount Dora, Orange	16

# COVID-19: characteristics of 2,084,173 Florida resident cases

Data through Apr 10, 2021 verified as of Apr 11, 2021 at 09:25 AM

Data in this report are provisional and subject to change.

The table below includes the cities and counties of residence for cases in Florida residents based on the patient's ZIP Code. Note that city is not always received as part of the initial notification and may be missing while the case is being investigated.

City and county	Cases
Lakewood Ranch, Sarasota	16
Gulf Hammock, Levy	16
Hernando Beach, Hernando	16
Hutchinson Island, St. Lucie	16
White Springs, Columbia	15
Missing, Bay	15
Hillsboro Beach, Broward	15
Braden River, Manatee	15
Eau Gallie, Brevard	15
Lake Monroe, Seminole	15
Orlando, Lake	15
Saint Lucie West, St. Lucie	15
Orlando, Pinellas	15
Lake City, Suwannee	15
Winter Garden, Lake	15
Murdock, Charlotte	14
Watersound, Walton	14
Graham, Bradford	14
Village Of Palmetto Bay, Dade	14
Wahneta, Polk	14
Laurel Hill, Walton	14
Copeland, Collier	14
Indian Creek Village, Dade	14
Gonzalez, Escambia	13
Kingsley Lake, Bradford	13
Steinhatchee, Dixie	13
Roseland, Indian River	13
Virginia Gardens, Dade	13
Mount Plymouth, Lake	13
Choctaw Beach, Okaloosa	13
Long Boat Key, Manatee	13
Orlando, Brevard	13
Saint George Island, Franklin	13
Deer Island, Lake	13
Fort Charlotte, Charlotte	13
Hialeah, Unknown	12
East Lake, Marion	12
Alys Beach, Bay	12
Unknown, Dade	12
Lake Como, Putnam	12
Miami Gardens, Broward	12
Missing, Putnam	12
Holder, Citrus	12
Elfers, Pasco	12
Leisure City, Dade	12
Durant, Hillsborough	12
Umatilla, Marion	12
Los Angeles, Dade	12
Pensacola Beach, Escambia	12
Rosemary Beach, Walton	12
Ozona, Pinellas	11
Cypress, Jackson	11
Naples, Lee	11
Babcock Ranch, Charlotte	11
Dade City, Hernando	11
Citrus Hills, Citrus	11
Greenville, Taylor	11
Missing, Unknown	11
Deerfield Beach, Palm Beach	11

# COVID-19: characteristics of 2,084,173 Florida resident cases

Data through Apr 10, 2021 verified as of Apr 11, 2021 at 09:25 AM

Data in this report are provisional and subject to change.

The table below includes the cities and counties of residence for cases in Florida residents based on the patient's ZIP Code. Note that city is not always received as part of the initial notification and may be missing while the case is being investigated.

City and county	Cases
Captiva, Lee	11
Orlando, Unknown	11
Missing, Polk	10
University Park, Manatee	10
Grandin, Putnam	10
Telogia, Liberty	10
Missing, Taylor	10
Gibsonia, Polk	10
Redington Beach, Pinellas	10
Passport, Unknown	10
Seacrest, Walton	10
Fanning Springs, Gilchrist	10
Briny Breezes, Palm Beach	10
Orlando, Duval	10
Orlando, Leon	10
Perrine, Dade	10
Haines Creek, Lake	10
Forest City, Seminole	10
Missing, Nassau	10
Lloyd, Jefferson	9
Lamont, Madison	9
Rubonia, Manatee	9
Saint Augustine, Duval	9
West Delray Beach, Palm Beach	9
Basinger, Okeechobee	9
Grant Valkaria, Brevard	9
Nobleton, Hernando	9
Day, Lafayette	9
Hialeah, Broward	9
Innovation, Pasco	9
Barberville, Volusia	9
Cottdale, Washington	9
Scottsmoor, Brevard	9
Sea Ranch Lakes, Broward	9
Palma Sola, Manatee	9
Beverly Beach, Flagler	9
Putnam Hall, Putnam	9
Saint Augustine Beach, St. Johns	9
Ferndale, Lake	9
Fairfield, Marion	8
Cross Creek, Alachua	8
Indian Shores, Pinellas	8
Fort Walton Beach, Unknown	8
Palm City, St. Lucie	8
Seybold, Dade	8
Holt, Santa Rosa	8
White City, Gulf	8
Worthington Springs, Union	8
Pine Ridge, Citrus	8
Missing, Sarasota	8
Goldenrod, Seminole	8
Jerome, Collier	8
Ponce De Leon, Walton	8
Evinston, Alachua	8
Salem, Taylor	8
Orange Springs, Marion	8
Keystone Heights, Bradford	8
Ybor City, Hillsborough	8
Orlando, Pasco	7

# COVID-19: characteristics of 2,084,173 Florida resident cases

Data through Apr 10, 2021 verified as of Apr 11, 2021 at 09:25 AM

Data in this report are provisional and subject to change.

The table below includes the cities and counties of residence for cases in Florida residents based on the patient's ZIP Code. Note that city is not always received as part of the initial notification and may be missing while the case is being investigated.

City and county	Cases
Longboat Key, Sarasota	7
Fernandina, Nassau	7
Missing, Flagler	7
Anastasia Island, St. Johns	7
Port Saint John, Brevard	7
Orange Park, Duval	7
Missing, Clay	7
Maitland, Volusia	7
Switzerland, St. Johns	7
Aripeka, Pasco	7
Valkaria, Brevard	7
Orlando, Alachua	7
River Ranch, Polk	7
Quail Heights, Dade	7
Niceville, Walton	7
Okeechobee, Glades	7
Punta Gorda, Lee	6
Deland, Lake	6
Orlando, Flagler	6
Orlando, Marion	6
Sunny Hills, Washington	6
Shady Grove, Taylor	6
Missing, Walton	6
Labelle, Lee	6
Ridge Manor Estates, Sumter	6
Maitland, Hillsborough	6
Winter Park, Polk	6
Winderemere, Orange	6
Grove City, Charlotte	6
Coco River, Collier	6
Eglin, Okaloosa	6
Bruce, Holmes	6
East Rockland Key, Monroe	6
Mayport Naval Station, Duval	6
Lake Butler, Bradford	6
Maitland, Osceola	6
Inglis, Citrus	6
Bradenton, Sarasota	6
Weirsdale, Lake	6
Morrison, Marion	6
Duck Key, Monroe	6
Newberry, Gilchrist	6
Orchid, Indian River	6
Pensacola, Unknown	6
Miccosukee, Leon	6
Glenwood, Volusia	6
Clarcona, Orange	5
Okeechobee, Osceola	5
PsI, Unknown	5
San Carlos Park, Lee	5
University Of Central Fl, Hillsborough	5
Cape Haze, Charlotte	5
Bayou George, Bay	5
Boynton Beach, Broward	5
Missing, Osceola	5
Miramar, Dade	5
Miami Gardens, Unknown	5
Kissimmee, Unknown	5
Fort Lauderdale, Palm Beach	5

# COVID-19: characteristics of 2,084,173 Florida resident cases

Data through Apr 10, 2021 verified as of Apr 11, 2021 at 09:25 AM

Data in this report are provisional and subject to change.

The table below includes the cities and counties of residence for cases in Florida residents based on the patient's ZIP Code. Note that city is not always received as part of the initial notification and may be missing while the case is being investigated.

City and county	Cases
Jacksonville Naval Air Station, Duval	5
Wakulla Springs, Wakulla	5
Ocoee, Lake	5
Okeechobee, Martin	5
Pompano Beach, Palm Beach	5
Oneco, Manatee	5
Orlando, Manatee	5
Island Grove, Alachua	5
Missing, Alachua	5
Miami Beach, Unknown	5
Alys Beach, Walton	5
Point Washington, Walton	5
University Of Central Fl, Martin	5
Williston, Marion	5
Ebro, Bay	5
Lake Worth, Broward	5
Westchester, Dade	5
Mid Florida, Seminole	5
Ocean Breeze, Martin	5
Port Salerno, Martin	5
Missing, Columbia	5
Missing, Highlands	5
Missing, Leon	5
Missing, Hernando	5
Milton, Escambia	5
Mayport, Duval	5
Inlet Beach, Bay	5
Pass, Unknown	5
Stuart, St. Lucie	5
Miami, Palm Beach	5
Live Oak, Madison	4
Loxahatchee Groves, Palm Beach	4
Fort Lauderdale, Unknown	4
West Bradenton, Manatee	4
Greenville, Jefferson	4
Clermont, Polk	4
Marina Del Rey, Dade	4
Oklawaha, Marion	4
Lake Harbor, Palm Beach	4
Glen Ridge, Palm Beach	4
Coconut Creek, Palm Beach	4
Orem, Palm Beach	4
Pensacola, Santa Rosa	4
Margate, Unknown	4
Melrose, Bradford	4
Los Angeles, Broward	4
Highland Park, Polk	4
Jacksonville, Dade	4
Sandestin, Walton	4
Seacrest, Bay	4
Pompano Beach, Dade	4
Bella Collina, Lake	4
Bonnie, Dade	4
Delray Beach, Broward	4
El Jobean, Charlotte	4
Marathon Shores, Monroe	4
High Springs, Columbia	4
Hinsdale, Manatee	4
Jonesville, Alachua	4

# COVID-19: characteristics of 2,084,173 Florida resident cases

Data through Apr 10, 2021 verified as of Apr 11, 2021 at 09:25 AM

Data in this report are provisional and subject to change.

The table below includes the cities and counties of residence for cases in Florida residents based on the patient's ZIP Code. Note that city is not always received as part of the initial notification and may be missing while the case is being investigated.

City and county	Cases
International Service Center, Dade	4
Hollywood, Unknown	4
Indian Rock Beach, Pinellas	4
Bowling Green, Polk	4
Cypress Gardens, Polk	4
N/A, Unknown	4
Branford, Gilchrist	4
Clewiston, Palm Beach	4
Conch Key, Monroe	4
Lamont, Taylor	4
Lazy Lake, Broward	4
Wacissa, Jefferson	4
Sugarloaf, Monroe	4
Westville, Walton	3
Pembroke Lakes, Broward	3
Orlo Vista, Orange	3
Milligan, Okaloosa	3
Land O Lakes, Hillsborough	3
Lady Lake, Marion	3
Jacksonville , Duval	3
Homeless, Hillsborough	3
Brooklyn, Broward	3
Ft Pierce, St. Lucie	3
Chicago, Lee	3
Coraopolis, Citrus	3
Champions Gate, Osceola	3
Bristol, Calhoun	3
Jacksonville, Alachua	3
Sharpes, Brevard	3
Sorrento, Orange	3
Stuart, Palm Beach	3
Pompano Beach, Unknown	3
North Fort Myers, Charlotte	3
North Miami Beach, Broward	3
Monticello, Madison	3
Plantation Key, Monroe	3
Samoset, Manatee	3
San Fernando, Unknown	3
Vernon, Bay	3
Crestview, Walton	3
Cross Key, Monroe	3
Cape San Blas, Gulf	3
Apopka, Lake	3
Green Cove Springs, Duval	3
Fpo, Duval	3
Fernandina Beach, Duval	3
Mayport Naval Housing, Duval	3
Julington Creek, St. Johns	3
Jupiter Island, Martin	3
Kathleen, Pasco	3
Marco Island, Lee	3
Miramar, Unknown	3
Naples, Unknown	3
Alford, Washington	3
Pass-A-Grille, Pinellas	3
Okeechobee, Highlands	3
Ocean Reef Club, Monroe	3
Vero Beach, St. Lucie	3
Winter Park, Volusia	3



# COVID-19: characteristics of 2,084,173 Florida resident cases

Data through Apr 10, 2021 verified as of Apr 11, 2021 at 09:25 AM

Data in this report are provisional and subject to change.

The table below includes the cities and counties of residence for cases in Florida residents based on the patient's ZIP Code. Note that city is not always received as part of the initial notification and may be missing while the case is being investigated.

City and county	Cases
Inverness, Polk	3
Pass, Dade	3
Vero Beach, Brevard	3
Pp, Dade	3
Pp, Unknown	3
Wimauma, Manatee	3
Woodside, Broward	3
Brewton, Escambia	3
Apopka, Broward	3
Lanark Village, Franklin	3
Maitland, Polk	3
Miami Shores, Broward	3
Pineland, Lee	3
Tampa, Pinellas	3
Tampa Palms, Hillsborough	3
Tarpon Springs, Pasco	3
Winter Garden, Seminole	3
Ludlam, Dade	3
Laurel, Sarasota	3
Jacksonville, Clay	3
Clermont, Orange	3
West Palm Beach, Broward	3
Wildwood, Marion	3
Village Of Golf, Palm Beach	3
Saint Augusaintine Beach, St. Johns	3
Saint Petersburg, Hillsborough	3
Palm Coast, Volusia	3
Port Saint Lucie, Martin	3
Missing, Jackson	3
Fort Myers, Unknown	3
Bradington, Manatee	3
Blountstown, Liberty	3
Loxahatchee, Broward	3
Lynbrook, Broward	3
Miami, Orange	3
Hallandale Beach, Unknown	3
Immokalee, Lee	3
Lake Geneva, Clay	3
Lake City, Duval	3
Lakeland, Hillsborough	3
Hallandale Beach, Dade	2
Lutz, Pinellas	2
Los Angeles, Okaloosa	2
Louisville, Manatee	2
Lawtey, Union	2
Blountstown, Jackson	2
Alligator Point, Franklin	2
Coconut Creek, Unknown	2
Crawfordville, Leon	2
Eatonville, Lake	2
Mount Pleasant, Gadsden	2
Navarre, Okaloosa	2
None, Dade	2
Port Charlotte, Unknown	2
Phoenix, Lake	2
Seven Springs, Pasco	2
Upper Key Largo, Monroe	2
University Of Central Florida, Brevard	2
West Villages, Sarasota	2

# COVID-19: characteristics of 2,084,173 Florida resident cases

Data through Apr 10, 2021 verified as of Apr 11, 2021 at 09:25 AM

Data in this report are provisional and subject to change.

The table below includes the cities and counties of residence for cases in Florida residents based on the patient's ZIP Code. Note that city is not always received as part of the initial notification and may be missing while the case is being investigated.

City and county	Cases
Zellwood, Lake	2
Bronx, Seminole	2
Doctors Inlet, Clay	2
Bonifay, Jackson	2
Bonnie, Duval	2
Bonnie, Sarasota	2
Fort Myers, Collier	2
Fort Pierce, Martin	2
Lake Helen, Orange	2
Lecanto, Marion	2
Maitland, Leon	2
Winter Park, Leon	2
Weston, Dade	2
West Palm Beach, Dade	2
Palm Springs North, Dade	2
Redland, Dade	2
Melrose, Alachua	2
Olustee, Baker	2
Orlando, Santa Rosa	2
Orlando, Charlotte	2
Maitland, Lake	2
Hialeah Lakes, Dade	2
Hialeah, Orange	2
Jan Phyl Village, Polk	2
Moore Haven, Hendry	2
Naples, Broward	2
Cassadaga, Volusia	2
Fort Walton Beach, Walton	2
Duke Field Air Force Station, Okaloosa	2
Dunnellon, Levy	2
Yalaha, Lake	2
University Of Central Florida, Palm Beach	2
University Of Central Florida, Pinellas	2
Provo, Broward	2
Portland, Unknown	2
Sumatra, Liberty	2
University Of Central Florida, Broward	2
Saint Teresa, Wakulla	2
West Point, Lee	2
Orlando, Okaloosa	2
Maitland, Pasco	2
Madison, Unknown	2
Ocala, Unknown	2
North Miami, Broward	2
Miamt, Dade	2
Florida Power & Light Co, Dade	2
Amelia City, Nassau	2
Apopka, Unknown	2
Alligator Point, Wakulla	2
ChIPLEY, Jackson	2
Winter Springs, Orange	2
Windermere, Hillsborough	2
Venice, Dade	2
Orlando, Escambia	2
Pompano Beach, Osceola	2
Port Charlotte, Lee	2
Port St. Lucie, St. Lucie	2
Sand Lake, Orange	2
University Of Central Fl, Seminole	2

# COVID-19: characteristics of 2,084,173 Florida resident cases

Data through Apr 10, 2021 verified as of Apr 11, 2021 at 09:25 AM

Data in this report are provisional and subject to change.

The table below includes the cities and counties of residence for cases in Florida residents based on the patient's ZIP Code. Note that city is not always received as part of the initial notification and may be missing while the case is being investigated.

City and county	Cases
Union, Manatee	2
Swansea, Lee	2
Altamonte Springs, Orange	2
At Large, Broward	2
Boys Ranch, Suwannee	2
Fort Pierce, Brevard	2
Graceville, Unknown	2
Eatonville, Polk	2
New Port Richey, Hillsborough	2
Mims, Volusia	2
Missing, Washington	2
Miami, Martin	2
Jena, Taylor	2
Labelle, Collier	2
Lauderhill, Unknown	2
Long Beach, Orange	2
Marysville, Dade	2
Lake Clarke Shores, Palm Beach	2
Fl State Univ Student, Leon	2
Callahan, Duval	2
Dade City, Unknown	2
Defuniak Springs, Okaloosa	2
Cibolo, Orange	2
Claysville, Hernando	2
Crescent Beach, Sarasota	2
Tampa, Broward	2
Tarpon Springs, Hillsborough	2
Port Canaveral, Brevard	2
Seguin, Unknown	2
Sarasota, Unknown	2
Sunrise, Unknown	2
South Miami, Broward	2
Oakland Park, Unknown	2
Orlando, St. Lucie	2
Monument, Broward	2
Ormond Beach, Flagler	2
Noma, Holmes	2
Panama City, Unknown	2
Pembroke Pines, Dade	2
Summerfield, Unknown	2
Tampa, Hernando	2
Sebring, Desoto	2
Saint Lucie Village, St. Lucie	2
Wauchula, Desoto	2
Vero Beach, Unknown	2
Yeehaw, Okeechobee	2
Marina Del Rey, Broward	2
Longview, Dade	2
Melrose, Clay	2
Mesa, Unknown	2
Jacksonville Naval Hospital, Duval	2
Hosford, Calhoun	2
Aventura, Broward	2
000000, Unknown	2
Dfafs, Okaloosa	2
Fort Lauderdale, Alachua	2
Doral, Unknown	2
Bay Harbor Islands, Unknown	2
Alachua, Duval	2

# COVID-19: characteristics of 2,084,173 Florida resident cases

Data through Apr 10, 2021 verified as of Apr 11, 2021 at 09:25 AM

Data in this report are provisional and subject to change.

The table below includes the cities and counties of residence for cases in Florida residents based on the patient's ZIP Code. Note that city is not always received as part of the initial notification and may be missing while the case is being investigated.

City and county	Cases
Carl Fisher, Dade	2
Cross City, Taylor	2
Fisher Island, Unknown	2
Jupiter, Dade	2
Micanopy, Marion	2
Lakeland, Unknown	2
Port Saint Lucie, Palm Beach	2
Red Bay, Holmes	2
Saint Marys, Nassau	2
Sutton, Pasco	2
Tequesta, Martin	2
West Lafayette, Broward	2
Windermere, Lake	2
Winter Garden, Duval	1
Woodbine, Nassau	1
Yulee, St. Johns	1
Zephyrhills, Hillsborough	1
West Yarmouth, St. Lucie	1
West Apm Beach, Palm Beach	1
Waipahu, Santa Rosa	1
Ward, Polk	1
Wellborn, Columbia	1
Topsham, Manatee	1
Town Of Nocatee, St. Johns	1
Troy, Manatee	1
Unkn, Duval	1
Sunbright, Palm Beach	1
Venetian Islands, Dade	1
Sweetwater, Manatee	1
Syracuse, Polk	1
Tallahassee, Dade	1
Tamarac, Dade	1
Tavares, Orange	1
Suitland, Volusia	1
Rileyville, Flagler	1
Prattville, Hillsborough	1
Prestonsburg, Bay	1
Quincy, Jackson	1
Rapid City, Broward	1
Palmetto Bay, Palm Beach	1
Petersburg, Manatee	1
Piasa, Putnam	1
Russellville, Bay	1
Sagamore Beach, Charlotte	1
Saint Augustine, Broward	1
Saint Cloud, Palm Beach	1
Saint Joseph, Volusia	1
San Antonio, Orange	1
Seminole, Leon	1
Shalimar, Unknown	1
Shirley, Flagler	1
Myakka City, Sarasota	1
Missing, Okeechobee	1
Monroe Township, Palm Beach	1
Monroe, Lee	1
Moore Haven, Okeechobee	1
Morrisville, Unknown	1
North Palm Beach, Orange	1
Northport, Sarasota	1

# COVID-19: characteristics of 2,084,173 Florida resident cases

Data through Apr 10, 2021 verified as of Apr 11, 2021 at 09:25 AM

Data in this report are provisional and subject to change.

The table below includes the cities and counties of residence for cases in Florida residents based on the patient's ZIP Code. Note that city is not always received as part of the initial notification and may be missing while the case is being investigated.

City and county	Cases
Oakland, Lee	1
New Middletown, Hillsborough	1
New Port Richey, Pinellas	1
Newberry, Marion	1
Newtown, Lake	1
Other, Dade	1
Oldsmar, Hillsborough	1
Olean, Alachua	1
Palm Beach Gardens, Unknown	1
Palmetto, Pasco	1
Parma, Manatee	1
Pass-A-Grille Beach, Pinellas	1
Longwood, Volusia	1
Matawan, Palm Beach	1
Mckinney, Broward	1
Miamc, Dade	1
Milford, Lee	1
Missing, Levy	1
Lake Butler, Alachua	1
Kingsland, Nassau	1
Knoxville, Bay	1
Ldhl, Broward	1
Las Vegas, Palm Beach	1
Leesburg, Seminole	1
Lincoln, St. Lucie	1
Little Neck, Lee	1
Jupiter, St. Lucie	1
Kenilworth, Leon	1
Key West, Duval	1
Keys West, Unknown	1
Jacksonville, Orange	1
Jefferson, Dade	1
Jonesboro, Leon	1
Intrcsion Cty, Osceola	1
Inverness, Marion	1
Inwood, Broward	1
Irvine, Marion	1
Istachatta, Hernando	1
Hernando, Marion	1
Hialeah, Collier	1
Indian Rocks Beach, Duval	1
Indiantown, Palm Beach	1
Inglewood, Sarasota	1
Homeless, Monroe	1
Homeless, Pinellas	1
Howell, Dade	1
Hudson, Hernando	1
Hoclywsod, Dade	1
Holiday, Pinellas	1
Dallas, Hernando	1
Dearborn, Broward	1
Deer Park, Dade	1
Deerfield Beach, Unknown	1
Deerfield, Dade	1
Deland, Seminole	1
Carmel, Orange	1
Cedar Springs, Hernando	1
Caracas, Dade	1
Coconut Ck, Unknown	1

# COVID-19: characteristics of 2,084,173 Florida resident cases

Data through Apr 10, 2021 verified as of Apr 11, 2021 at 09:25 AM

Data in this report are provisional and subject to change.

The table below includes the cities and counties of residence for cases in Florida residents based on the patient's ZIP Code. Note that city is not always received as part of the initial notification and may be missing while the case is being investigated.

City and county	Cases
Chicago, Unknown	1
Alpharetta, Broward	1
O, Manatee	1
Acworth, Okaloosa	1
Apopka, Clay	1
Asheville, Highlands	1
Astoria, Broward	1
Atmore, Escambia	1
Bartow, Hardee	1
Bel Air, Collier	1
Brooklyn, Dade	1
Brooklyn, Lee	1
Bonnie, Broward	1
Boston, Broward	1
Downingtown, Broward	1
Downingtown, Hillsborough	1
Dpo, Santa Rosa	1
Dunedin, Unknown	1
Dayton, Lake	1
Daytona Beach, Pinellas	1
Deltona, Seminole	1
Fort Lauderdale, Leon	1
Fort Myers, Sarasota	1
Fort Pierce, Palm Beach	1
Fort White, Clay	1
East Palatka, Hillsborough	1
Eastpoint, Leon	1
Garden City, Alachua	1
Gaylord, Orange	1
Goodrich, Charlotte	1
Gotcha, Orange	1
Greensburg, Palm Beach	1
Hallandale, Unknown	1
Harpers Ferry, Palm Beach	1
Helen, Bay	1
Haines City, Osceola	1
Erie, Monroe	1
Crossings, Unknown	1
Davenport, Lake	1
Davie, Unknown	1
Dayton, Orange	1
Dearborn Heights, Hillsborough	1
Edgewood, Broward	1
Elkton, Putnam	1
Chesterfield, Broward	1
Carteret, Polk	1
Cincinnati, Dade	1
Connellsville, Highlands	1
Armstrong, St. Johns	1
Atl, Brevard	1
Alva, Escambia	1
Andalusia, Escambia	1
Arcadia, Highlands	1
Baker, Santa Rosa	1
Belleville, Palm Beach	1
Belmont, Santa Rosa	1
Blountstown, Broward	1
Bronson, Alachua	1
Brooker, Alachua	1

# COVID-19: characteristics of 2,084,173 Florida resident cases

Data through Apr 10, 2021 verified as of Apr 11, 2021 at 09:25 AM

Data in this report are provisional and subject to change.

The table below includes the cities and counties of residence for cases in Florida residents based on the patient's ZIP Code. Note that city is not always received as part of the initial notification and may be missing while the case is being investigated.

City and county	Cases
Bradenton, Clay	1
Brandon, Pinellas	1
Bonita, Lee	1
Bocaraten, Palm Beach	1
Hudson, Pinellas	1
Hoosick Falls, Broward	1
Indian Rock Beach, Palm Beach	1
Interlachen, Duval	1
Jacksonville, Nassau	1
Kechi, Orange	1
Fort Myers, Broward	1
Floral, Okaloosa	1
Forestville, Volusia	1
Gainesville, Okaloosa	1
Greenbrier, Bay	1
Groveland, Orange	1
Hialeahgardens, Dade	1
Hiram, Leon	1
Middletown, Osceola	1
Missing, Gilchrist	1
Monroe, Hillsborough	1
Nantucket, Palm Beach	1
New Vernon, Palm Beach	1
Longwood, Broward	1
Lucedale, St. Lucie	1
Kure Beach, Monroe	1
Lakeland, Palm Beach	1
Mayaguez, Dade	1
Macclenny, Duval	1
Mantua, Broward	1
White Plains, Broward	1
Whites Creek, Leon	1
Windermere, Volusia	1
Wtixrat, Dade	1
Ventura, Orange	1
Westlake Village, Unknown	1
Watersound, Bay	1
University Of Central Florida, Lee	1
Unk, Duval	1
Trenton, Dixie	1
Unknown, Unknown	1
Saint Augustine, Flagler	1
Powell, Lee	1
Seffenner, Hillsborough	1
Seminole, Lee	1
Saint Petersburg, Charlotte	1
Toms River, Lee	1
Tourist, Dade	1
Sunrtise, Dade	1
Tallahassee, Madison	1
Tallahassee, Pinellas	1
Stratford, Broward	1
Pembroke Pines, Orange	1
Pensacola, Sumter	1
Perth Amboy, Hillsborough	1
Port Orange, Brevard	1
Puerto Rico, Unknown	1
Punta Gorda, Unknown	1
Randolph, Orange	1

# COVID-19: characteristics of 2,084,173 Florida resident cases

Data through Apr 10, 2021 verified as of Apr 11, 2021 at 09:25 AM

Data in this report are provisional and subject to change.

The table below includes the cities and counties of residence for cases in Florida residents based on the patient's ZIP Code. Note that city is not always received as part of the initial notification and may be missing while the case is being investigated.

City and county	Cases
Rivera Beach, Palm Beach	1
Paducah, Manatee	1
Orlando, Jackson	1
Orlando, Lee	1
Newberry, Levy	1
North Laud, Unknown	1
Ocala, Citrus	1
Ocoee, Unknown	1
Odessa, Dade	1
Oldsra, Manatee	1
Mokena, Lee	1
Myrtle Beach, Broward	1
Morrisville, Palm Beach	1
North Brunswick, St. Lucie	1
North Grafton, Dade	1
North Lauderdale, Unknown	1
Nashville, Palm Beach	1
North Porte, Unknown	1
Notrealville, Polk	1
Okeechobi, Unknown	1
Orem, Dade	1
Orlando, Citrus	1
Orlando, Collier	1
Orlando, Hernando	1
Orlando, Walton	1
Oviedo, Lake	1
Orlando, St. Johns	1
Ocala, Duval	1
Plantation, Leon	1
Pensacola, Dade	1
Panomo City, Bay	1
Parrish, Sarasota	1
San Marcos, Unknown	1
Pooler, Broward	1
Rye, Palm Beach	1
Ridgewood, Lee	1
Roayl Palm Beach, Palm Beach	1
Roseville, Broward	1
Punta Gorda, Sarasota	1
Putnam, Putnam	1
St Cloud, Orange	1
St Helena Is, Dade	1
Surprise, Unknown	1
Syracuse, Unknown	1
Saint Petersburg, Bay	1
Tinley Park, Manatee	1
Twentynine Palms, Broward	1
Vernon, Walton	1
Unknown, Manatee	1
Venezuela, Unknown	1
Waukesha, Volusia	1
West Miami, Unknown	1
Whippany, Volusia	1
Wilmington, Charlotte	1
Windermere, Alachua	1
Winfield, Hillsborough	1
Winter Garden, Unknown	1
Winter Park, Brevard	1
Winter Park, Unknown	1



# COVID-19: characteristics of 2,084,173 Florida resident cases

Data through Apr 10, 2021 verified as of Apr 11, 2021 at 09:25 AM

Data in this report are provisional and subject to change.

The table below includes the cities and counties of residence for cases in Florida residents based on the patient's ZIP Code. Note that city is not always received as part of the initial notification and may be missing while the case is being investigated.

City and county	Cases
Xifamk, Dade	1
Crestview, Broward	1
Clearwater, Leon	1
Charlotte, Alachua	1
Defuniak Springs, Unknown	1
Daytona Beach, Orange	1
Deerfield Beach, Polk	1
Dalecity, Okaloosa	1
Crystal River, Marion	1
Fayetteville, Broward	1
Fellsmere, Brevard	1
Florida City, Unknown	1
Fort Lauderdale, Collier	1
Fort Myers, Alachua	1
El Dorado, Palm Beach	1
East Setauket, Palm Beach	1
Dona Vista, Lake	1
Canton, Duval	1
Cantonment, Santa Rosa	1
Brunswick, Polk	1
Bryceville, Duval	1
Bradenton, Lee	1
Boca Raton, Dade	1
Boca Raton, Madison	1
Bogota, Unknown	1
Bal Harbour, Broward	1
Atlanta, Walton	1
Attalla, Broward	1
Auburn, Palm Beach	1
Autaugaville, Broward	1
Apopka, Volusia	1
Alachua, Suwannee	1
Alafaya, Broward	1
Alafaya, Pinellas	1
Fleming Island, Duval	1
Gainesville, Levy	1
Great Neck, Dade	1
Glen Cove, Unknown	1
Glen Saint Mary, Duval	1
Golden Oak, Hillsborough	1
Golf, Palm Beach	1
Greensboro, Leon	1
Immokalee, Walton	1
Lake Forest, Collier	1
Merrick, Palm Beach	1
Metter, Manatee	1
Miami Dade, Unknown	1
Miami, Osceola	1
Miamiardens, Unknown	1
Miamksaohes, Dade	1
Irmo, Unknown	1
Jacksonville, Baker	1
Jacksonville, Marion	1
Key West, Palm Beach	1
Kilgore, Dade	1
Jupiter Inlet, Palm Beach	1
Land O Lakes, Unknown	1
Lawton, Okaloosa	1
Levittown, Palm Beach	1

# COVID-19: characteristics of 2,084,173 Florida resident cases

Data through Apr 10, 2021 verified as of Apr 11, 2021 at 09:25 AM

Data in this report are provisional and subject to change.

The table below includes the cities and counties of residence for cases in Florida residents based on the patient's ZIP Code. Note that city is not always received as part of the initial notification and may be missing while the case is being investigated.

City and county	Cases
Lima, Manatee	1
Lima, Volusia	1
Macclenny, Dixie	1
Madison, Jefferson	1
Maitland, Collier	1
Litchfield Park, Monroe	1
Littleton, St. Johns	1
Lake Worth, Unknown	1
Lake In The Hills, Broward	1
Indianapolis, Lee	1
Jupiter, Pinellas	1
Kansas City, Palm Beach	1
Gwynn Oak, Polk	1
Milford, Bay	1
Milford, Unknown	1
Melbourne, Volusia	1
Mattoon, Lee	1
Marianna, Leon	1
Marianna, Washington	1
Mary Esther, Hillsborough	1
Los Angeles, Orange	1
Maitland, Palm Beach	1
Longwood, Unknown	1
Missing, Franklin	1
Newaygo, Charlotte	1
North Port, Charlotte	1
New Canaan, Dade	1
Na, Dade	1
Eureka, Flagler	1
Evansville, Citrus	1
Crescent City, Marion	1
Crestview, Unknown	1
Denton, Broward	1
Destin, Bay	1
Clearwater, Hillsborough	1
Coal City, Pasco	1
Commerce Township, Manatee	1
Crawfordville, Alachua	1
Fort Lauderdale, Lee	1
Fort Worth, Broward	1
Franklin, Orange	1
Frostproof, Highlands	1
Gainesville, Palm Beach	1
Gainesville, Santa Rosa	1
Brewster, Palm Beach	1
Brownsville, Escambia	1
Bryant, Palm Beach	1
Bonnie, St. Johns	1
Belleair Bluffs, Unknown	1
Celebration, Orange	1
Chicago, Broward	1
Choctaw Beach, Unknown	1
Austin, Dade	1
Apo, Collier	1
Big Torch Key, Monroe	1
Black, Holmes	1
Boca Raton, Lee	1
Bonifay, Unknown	1
8852 Teacher Ln, Pasco	1

# COVID-19: characteristics of 2,084,173 Florida resident cases

Data through Apr 10, 2021 verified as of Apr 11, 2021 at 09:25 AM

Data in this report are provisional and subject to change.

The table below includes the cities and counties of residence for cases in Florida residents based on the patient's ZIP Code. Note that city is not always received as part of the initial notification and may be missing while the case is being investigated.

City and county	Cases
Addison, Pasco	1
Apopka, Citrus	1
Apopka, Hillsborough	1
Arabi, Orange	1
Tampa, Duval	1
Surfside Beach, Orange	1
Summerdale, Escambia	1
Sun City Center, Lee	1
Tavares, Unknown	1
Temple, Palm Beach	1
Saint Charles, Orange	1
St Peterburg, Orange	1
Stiamk, Dade	1
Scottsdale, Brevard	1
Scottsdale, Palm Beach	1
Roswell, Bay	1
Ruskin, Dade	1
Ruskin, Manatee	1
Saint Petersburg, Duval	1
Saint Petersburg, Manatee	1
Port Saint Lucie, Marion	1
Port St Luice, Unknown	1
Pembroke Pines, Unknown	1
Pensacola Naval Hospital, Escambia	1
Pittsburgh, Alachua	1
Plymouth, Pasco	1
Okeechobee, Unknown	1
Oviedo, Orange	1
Pace, Escambia	1
Painted Post, Pasco	1
Palatka, Marion	1
Unknown, Duval	1
Upland, Manatee	1
Valrico, Polk	1
West Hollywood, Broward	1
Wakefield, Broward	1
Waverly, Duval	1
Wabasha, Clay	1
Winnetka, Dade	1
Winter Garden, Osceola	1
Winter Haven, Leon	1
Winter Haven, Osceola	1
Winter Park, Duval	1
Winter Park, Palm Beach	1
Winter Springs, Polk	1
Youngstown, Washington	1
Weston, Unknown	1
Wildwood, Lee	1
Willington, Lee	1
West Palm Beach, Unknown	1
Colorado Springs, Unknown	1
Conifer, Lee	1
Daniel Island, Bay	1
Clarksboro, Lee	1
Chipley, Holmes	1
El Paso, Unknown	1
Elbow Lake, Palm Beach	1
Eatonville, Seminole	1
Dunellen, Dade	1

# COVID-19: characteristics of 2,084,173 Florida resident cases

Data through Apr 10, 2021 verified as of Apr 11, 2021 at 09:25 AM

Data in this report are provisional and subject to change.

The table below includes the cities and counties of residence for cases in Florida residents based on the patient's ZIP Code. Note that city is not always received as part of the initial notification and may be missing while the case is being investigated.

City and county	Cases
Destin, Unknown	1
Diamond, Highlands	1
Doral, Broward	1
Altamonte, Orange	1
Alva, Collier	1
333, Unknown	1
Allentown, Putnam	1
Apple Creek, Citrus	1
Amelia Village, Nassau	1
Barefoot Beach, Lee	1
Battle Creek, Manatee	1
Avon, Manatee	1
Aventura, Osceola	1
Bryn Mawr, Palm Beach	1
Burkeville, Brevard	1
Camden Wyoming, Duval	1
Celebration, Palm Beach	1
Chattanooga, Dade	1
Bear Grass, Palm Beach	1
Azalea Park, Osceola	1
Boca Raton,, Palm Beach	1
Boston, Dade	1
Brewster, Volusia	1
FI State Lot, Leon	1
Fairless Hills, Broward	1
Everett, Dade	1
Fort Denaud, Glades	1
Fort Meyers, Lee	1
Fortlauderdale, Unknown	1
Fortwalton Beach, Okaloosa	1
Ft Pierce, Unknown	1
Garland, Orange	1
Hallandate Ben, Unknown	1
Havana, Leon	1
Hickory, Lee	1
Homeless, Dade	1
Homer, Escambia	1
Hilliard, Unknown	1
Jeffersonville, Broward	1
Knoxville, Escambia	1
Lake Mary, Lake	1
Longwood, Orange	1
Lehigh Cares, Lee	1
Live Oak, Columbia	1
Loganville, Orange	1
Lansdale, Lake	1
Lapeer, Manatee	1
Lauderdale Hill, Unknown	1
Missing, Wakulla	1
Monterey, Broward	1
Mumford, Manatee	1
N/A, Duval	1
Naples, Alachua	1
Ocean City, Broward	1
Middleburg, Duval	1
Midland, Osceola	1
Missing, Hamilton	1
Miami, Charlotte	1
Miamii, Dade	1

# COVID-19: characteristics of 2,084,173 Florida resident cases

Data through Apr 10, 2021 verified as of Apr 11, 2021 at 09:25 AM

Data in this report are provisional and subject to change.

The table below includes the cities and counties of residence for cases in Florida residents based on the patient's ZIP Code. Note that city is not always received as part of the initial notification and may be missing while the case is being investigated.

City and county	Cases
Miami Garden, Unknown	1
Pompano Beach, Alachua	1
Palm City, Unknown	1
Old Town, Gilchrist	1
Oviedo, Leon	1
Opa Locka, Polk	1
Orem, Sarasota	1
Orem, Unknown	1
Porter Ranch, Dade	1
Raiford, Bradford	1
Ponte Vedra Beach, Orange	1
Port Orange , Volusia	1
Port Saint Lucie, Indian River	1
Ridgewood, Broward	1
Riverview, Manatee	1
Rochester, Broward	1
Roseland, Palm Beach	1
Republic, Monroe	1
Richmond, Palm Beach	1
Russellville, Hillsborough	1
Saint Augustine, Okaloosa	1
Westerville, Hillsborough	1
Wilbur By The Sea, Volusia	1
Willowbrook, Lee	1
Wilmington, Pasco	1
Winston Salem, Unknown	1
Winter Garden, Hillsborough	1
Wilton Manors, Dade	1
Woodland Hills, Brevard	1
Youngstown, Calhoun	1
Yulee, Duval	1
San Antonio, Dade	1
San Diego, Unknown	1
Sandyport, Dade	1
Sanford, Palm Beach	1
Sebastian, Lake	1
Steinhatchee, Alachua	1
Tampa, Escambia	1
Tampa, Manatee	1
Tangerine, Lake	1
University Of Central Florida, Hillsborough	1
Village Of Palm Springs, Palm Beach	1
Virginia Beach, Alachua	1
Webster, Pasco	1
Wekiva Springs, Orange	1
Union City, Bradford	1
University Of Central Fl, Pasco	1
Sumter Ville, Unknown	1
Tallahassee, Escambia	1
Springhill, Unknown	1
Telluride, Lee	1
Tampa, Lee	1
South Otselic, Dade	1
Southampton, Palm Beach	1
Stockbridge, Leon	1
Sullivans Island, Dade	1
Pound Ridge, Leon	1
Richmond Heights, Dade	1
Ridge Manor, Hernando	1

# COVID-19: characteristics of 2,084,173 Florida resident cases

Data through Apr 10, 2021 verified as of Apr 11, 2021 at 09:25 AM

Data in this report are provisional and subject to change.

The table below includes the cities and counties of residence for cases in Florida residents based on the patient's ZIP Code. Note that city is not always received as part of the initial notification and may be missing while the case is being investigated.

City and county	Cases
Riverview, Pinellas	1
Rochester, Lee	1
Rosemary Beach, Bay	1
Saint Cloud, Orange	1
Sevierville, Dade	1
Saint Petersburg, Dade	1
San Juan, Osceola	1
San Pedro Sula, Dade	1
Sandy, Duval	1
Parlin, Broward	1
Ponce, Orange	1
Port Charlotte Fl, Unknown	1
Port Saint Lucie, Duval	1
Plant City, Hendry	1
Plant City, Pinellas	1
Plantation, Unknown	1
Orlando, Highlands	1
Opa Locka, Unknown	1
Orem, Nassau	1
Northville, Broward	1
Ocala, Indian River	1
Ocoee, Broward	1
Olando, Orange	1
Ocoee, Polk	1
Tinley Park, Lee	1
University Of Central Fl, Dade	1
Windermere, Polk	1
Winter Park, Lake	1
West Lafayette, Desoto	1
West Simsbury, Collier	1
Wayne, Dade	1
Winter, Pinellas	1
Downers Grove, St. Lucie	1
Delrey Beach, Palm Beach	1
Export, Palm Beach	1
Fdsf, Unknown	1
Felda, Palm Beach	1
Flagler Beach, Volusia	1
Flora, Lee	1
Fort Myers, Lake	1
Fresno, Pasco	1
Fruitland Park, Sumter	1
Fwb, Unknown	1
Gainesville, Marion	1
Gastonia, Polk	1
Clearwater, Highlands	1
Clermont, Unknown	1
Columbia, Orange	1
Coral Gables, Unknown	1
Coral Springs, Unknown	1
Crestview, Dade	1
Dade City, Polk	1
Dania, Unknown	1
Darien, Pasco	1
Arcadia, Charlotte	1
Aspen, Palm Beach	1
Atl, Broward	1
Atlanta, Broward	1
Aurburndale, Polk	1

# COVID-19: characteristics of 2,084,173 Florida resident cases

Data through Apr 10, 2021 verified as of Apr 11, 2021 at 09:25 AM

Data in this report are provisional and subject to change.

The table below includes the cities and counties of residence for cases in Florida residents based on the patient's ZIP Code. Note that city is not always received as part of the initial notification and may be missing while the case is being investigated.

City and county	Cases
Aventura, Unknown	1
Azalea Park, Sarasota	1
Bartow, Unknown	1
Biscayne Park, Broward	1
Boca Roton, Unknown	1
Alpharetta, Alachua	1
Apalachicola, Leon	1
Brooksville, Columbia	1
Bryn Mawr, Collier	1
Canfield, Duval	1
Naugatuck, Lee	1
New Vernon, Sarasota	1
New York, Broward	1
Newport Beach, Palm Beach	1
North Adams, Manatee	1
North Little Rock, Palm Beach	1
Myakka, Duval	1
Missing, Baker	1
Middleburg, Unknown	1
Milford, Palm Beach	1
Milford, Polk	1
Minneapolis, Broward	1
Melbourne, Dade	1
Melbourne, Orange	1
Miami Beach, Palm Beach	1
Miami Granders, Dade	1
Johns Island, Wakulla	1
Killarney, Orange	1
Knoxville, Duval	1
Havanna, Gadsden	1
Jacksonville, Palm Beach	1
Hilliard, Dade	1
Hollywood, Leon	1
Holt, Unknown	1
Homestead, Monroe	1
Humble, Broward	1
Green, Clay	1
Greensburg, Orange	1
Greenville, Monroe	1
Gulf Shores, Escambia	1
Maitland, Unknown	1
Matlacha Island, Lee	1
Los Angeles, Polk	1
Lakeland, Pasco	1
Lakewood, Unknown	1
Lake City, Volusia	1
Orlando, Union	1
Oviedo, Seminole	1
Oxford, Palm Beach	1
Opalocka, Dade	1
North Canton, Palm Beach	1
Oakland, Leon	1
Ocala, Alachua	1
Okeechobee, St. Lucie	1
Miamf, Dade	1
Miami G, Dade	1
Miami, Collier	1
Miami, St. Lucie	1
New Richmond, Volusia	1

# COVID-19: characteristics of 2,084,173 Florida resident cases

Data through Apr 10, 2021 verified as of Apr 11, 2021 at 09:25 AM

Data in this report are provisional and subject to change.

The table below includes the cities and counties of residence for cases in Florida residents based on the patient's ZIP Code. Note that city is not always received as part of the initial notification and may be missing while the case is being investigated.

City and county	Cases
Rio Dell, Volusia	1
Rochelle, Volusia	1
Port Saint Lucie, Orange	1
Princeton, Alachua	1
Provincetown, Collier	1
Panama City, Walton	1
Palm Coast, Duval	1
Perry, Leon	1
Perth Amboy, Monroe	1
Shannon, Collier	1
Soddy Daisy, Broward	1
Soldotna, Broward	1
Saint Cloud, Lee	1
Saint Johns, Orange	1
San Antonio, Sarasota	1
San Antonio, Unknown	1
Sanford, Volusia	1
South Burlington, Orange	1
Spring Park, Alachua	1
St John, Broward	1
Steinhatchee, Madison	1
Wheaton, Lee	1
Wesley Chapel, Alachua	1
Umatilla, Alachua	1
University Of Central Florida, Monroe	1
Winter Park, Osceola	1
Wood River, Polk	1
Worcester, Palm Beach	1
Wilmington, Broward	1
Tangerine, Seminole	1
Tampa, Volusia	1
Tamarac, Seminole	1
Virginia Beach, Hernando	1
Waco, Broward	1
Washington, Broward	1
Tewksbury, Orange	1
Toms River, Dade	1
Winter Park, Alachua	1
Marshall, Palm Beach	1
Marianna, Calhoun	1
Lemoyne, Manatee	1
Los Angeles, Palm Beach	1
Lyndhurst, Broward	1
Magnolia Square, Osceola	1
Maitland, Alachua	1
Lake In The Hills, Columbia	1
Lake Placid, Alachua	1
Kingsland, Duval	1
Kissimmee, Brevard	1
Lawrence Township, Palm Beach	1
Las Vegas, Orange	1
Lake Worth Beach, Broward	1
Lander, Citrus	1
Gainesville, Baker	1
Gilmer, Dade	1
Grassy Key, Monroe	1
Floral, Escambia	1
Jacksonville, Manatee	1
Haverford, Hillsborough	1



# COVID-19: characteristics of 2,084,173 Florida resident cases

Data through Apr 10, 2021 verified as of Apr 11, 2021 at 09:25 AM

Data in this report are provisional and subject to change.

The table below includes the cities and counties of residence for cases in Florida residents based on the patient's ZIP Code. Note that city is not always received as part of the initial notification and may be missing while the case is being investigated.

City and county	Cases
Herrin, Orange	1
Jamaica, Broward	1
Jupiter, Unknown	1
Jersey City, Polk	1
Bronx, Broward	1
Buffalo, Palm Beach	1
Bryant, Alachua	1
Carol Stream, Orange	1
Castleberry, Escambia	1
Apo, Pasco	1
Apopka, Flagler	1
99, Unknown	1
Alanson, Bay	1
Aollywoss, Dade	1
Boca Raton, Unknown	1
Bohealia, Lee	1
Blowing Rock, Polk	1
Belleair, Hillsborough	1
Dorchester, Orange	1
Estero, Collier	1
Fanning Springs, Levy	1
Felton, Manatee	1
Deland, Polk	1
Cumberland, Palm Beach	1
Dade City, Hillsborough	1
Dallas, Lee	1
De Leon Springs, Putnam	1
Dearborn, Lee	1
Clear Brook, Lee	1
Charlotte, Pasco	1
Crestview, Holmes	1
College Station, Lake	1
Columbus, Brevard	1
Cookeville, Seminole	1
Zolfo Springs, Polk	1
Yukon, Broward	1
Winter Garden, Pinellas	1
Winter Park, Broward	1
Westbrook, Dade	1
Wichita, Volusia	1
Winder Garden, Orange	1
Windermere, Leon	1
Windermere, Osceola	1
Windermere, Seminole	1
Winter Garden, Broward	1
Washington, Unknown	1
Wells, Polk	1
Venice, Unknown	1
Tulsa, Orange	1
Tiffin, Highlands	1
Sun City Center, Hardee	1
Sodus, Charlotte	1
Tallahassee, Duval	1
Tallahassee, Unknown	1
Tampa, Palm Beach	1
Tavares, Marion	1
Temple Terrace, Pasco	1
Shelton, Manatee	1
Spring Hill , Hernando	1

# COVID-19: characteristics of 2,084,173 Florida resident cases

Data through Apr 10, 2021 verified as of Apr 11, 2021 at 09:25 AM

Data in this report are provisional and subject to change.

The table below includes the cities and counties of residence for cases in Florida residents based on the patient's ZIP Code. Note that city is not always received as part of the initial notification and may be missing while the case is being investigated.

City and county	Cases
Spring Hill, Dade	1
Starke, Clay	1
Stone Mountain, Palm Beach	1
Saint Petersburg, St. Lucie	1
Sandford, Seminole	1
Sarasota, Flagler	1
Saxis, Lee	1
Schenectady, Polk	1
Sebring, Lee	1
Peoria, Unknown	1
Parker, Dade	1
Parker, Leon	1
Palm Coast, Polk	1
Orlando, Columbia	1
Orlando, Indian River	1
Orlando, Sarasota	1
Oviedo, Brevard	1
Pacifica, Dade	1
Port Everglades, Broward	1
Plantation, Orange	1
Pompano Beach, Martin	1
Potomac, Palm Beach	1
Rex, Duval	1
Rye, Duval	1
Saint Cloud, Unknown	1
Saint Johns, Unknown	1
Navarre, Dade	1
North Pole, Seminole	1
North Port, Lee	1
Old Town, Alachua	1
Omaha, Palm Beach	1
Ona, Manatee	1
Oooooo, Unknown	1
Opa Locka, Broward	1
Orange Park , Duval	1
Ocoee, Osceola	1
Okeechobee, Broward	1
Orem, Broward	1
New Orleans, Palm Beach	1
Newark, Broward	1
Newburgh, Bay	1
East Hampton, Palm Beach	1
Deland, St. Lucie	1
Deltona, Orange	1
Cartersville, Unknown	1
Cypress, Leon	1
Davenport, Orange	1
Daytona Beach, Unknown	1
Fort Myers-, Lee	1
Fort Pierce, Unknown	1
Fort Myers, Manatee	1
Granada Hills, Broward	1
Guilford, Dade	1
Hailandale, Unknown	1
Foley, Escambia	1
Columbus, Dade	1
Conway, Leon	1
Coventry, Broward	1
Clermont, Seminole	1

# COVID-19: characteristics of 2,084,173 Florida resident cases

Data through Apr 10, 2021 verified as of Apr 11, 2021 at 09:25 AM

Data in this report are provisional and subject to change.

The table below includes the cities and counties of residence for cases in Florida residents based on the patient's ZIP Code. Note that city is not always received as part of the initial notification and may be missing while the case is being investigated.

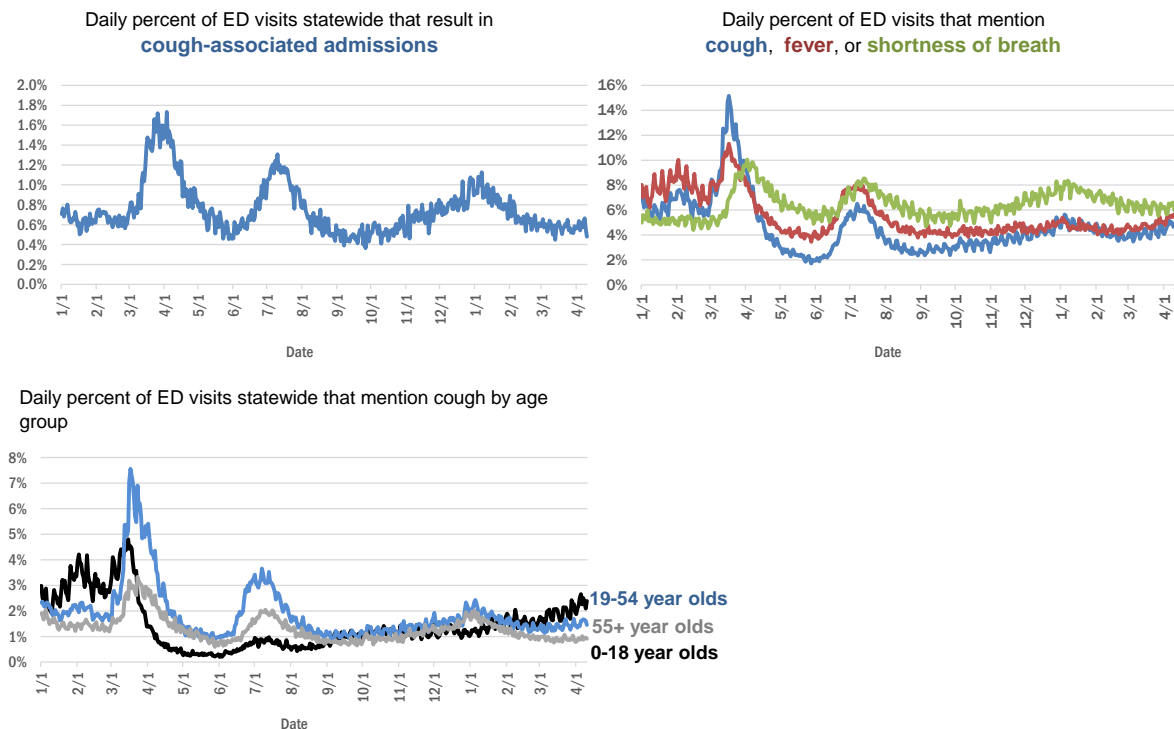
City and county	Cases
Clermont, Volusia	1
Clewiston, Glades	1
Bridgeport, Dade	1
Bronx, Palm Beach	1
Cambridge, Broward	1
Altoona, Marion	1
Anaheim, Unknown	1
Argyle, Walton	1
Athens, Duval	1
Bogota, Orange	1
Bradenton, Dade	1
Bradenton, Osceola	1
Leesburg, Marion	1
Lehigh Acres, Dade	1
Lewisburg, Pasco	1
Littleton, Dade	1
Los Angeles Ca, Unknown	1
Los Angeles, Hardee	1
Macdill Air Force Base, Hillsborough	1
Middlesburg, Duval	1
Miami Lakes, Unknown	1
Miami, Hillsborough	1
Miami, Manatee	1
Miami Beach, Broward	1
Margate, Dade	1
Marshall, Dade	1
Mary Esther, Unknown	1
Medford, Palm Beach	1
Gainesville, Duval	1
Harrison, Pinellas	1
Holly Ridge, Orange	1
Homeless, Polk	1
Homosassa, Hernando	1
Largo, Unknown	1
Lake City, Hamilton	1
Jerusalem, St. Johns	1
La Grange, Dade	1
<b>Total</b>	<b>2,084,173</b>

# COVID-19: additional surveillance information

Data through Apr 10, 2021 verified as of Apr 11, 2021 at 09:25 AM

Data in this report are provisional and subject to change.

## Statewide emergency department (ED) chief complaint and admission data



The Electronic Surveillance System for the Early Notification of Community-Based Epidemics (ESSENCE-FL) includes chief complaint data from 211 of 211 Florida EDs. Data are transmitted electronically to ESSENCE-FL daily or hourly.

# COVID-19: testing by laboratory

Data through Apr 10, 2021 verified as of Apr 11, 2021 at 09:25 AM

Data in this report are provisional and subject to change.

The numbers in the table below represent the number of Florida and non-Florida residents for whom test results were received by the Department of Health. A person can be tested by more than one laboratory and can have both positive and negative results. **Therefore, the sum of the numbers in each column will be larger than the total number of people tested.**

Reporting lab	Inconclusive	Negative	Positive	Percent positive	Total
CURATIVE LABS	15,592	1,689,658	261,702	13%	1,966,952
LABORATORY CORPORATION OF AMERICA	2,607	1,660,038	225,866	12%	1,888,511
QUEST DIAGNOSTICS	12,063	1,398,641	205,493	13%	1,616,197
BIO REFERENCE LABORATORIES, INC	7,568	958,322	184,692	16%	1,150,582
HELIX	9,605	699,798	122,597	15%	832,000
REALTOX LABS LLC	6,742	613,363	100,776	14%	720,881
NOMI_HEALTH	3,201	516,521	71,504	12%	591,226
RCA LABORATORY SERVICES, LLC/GENETWORX		454,819	50,133	10%	504,952
GENETWORX	661	390,599	32,992	8%	424,252
CDR MAGUIRE - HEALTH CARE CENTER		338,622	51,562	13%	390,184
PALM BEACH BALLPARK		314,073	34,143	10%	348,216
PWNHEALTH	1,910	267,215	36,387	12%	305,512
IMPACT HEALTH BIOMETRIC TESTING, INC	1,045	228,971	27,494	11%	257,510
EAST FLORIDA STATE COLLEGE - BREVARD		212,886	26,986	11%	239,872
BPHL-JACKSONVILLE	18	195,899	33,627	15%	229,544
ADVENTHEALTH LAB	99	177,819	22,752	11%	200,670
FULGENT DIAGNOSTICS LABORATORY	3,820	171,265	19,580	10%	194,665
NOMI HEALTH LAB SERVICES		172,678	19,961	10%	192,639
BPHL-MIAMI	225	155,537	26,145	14%	181,907
MAKO GENOMICS	8,114	144,562	26,586	15%	179,262
CB SMITH PARK		150,114	18,792	11%	168,906
MAYO CLINIC LABORATORIES	339	142,097	17,672	11%	160,108
BAYCARE LABORATORIES LLC	629	141,788	12,079	8%	154,496
ELABNETWORK	1,059	139,043	11,917	8%	152,019
MEMORIAL REGIONAL HOSPITAL SOUTH	31	121,529	24,563	17%	146,123
AEGIS SCIENCES CORPORATION	1,202	119,578	19,577	14%	140,357
ORLANDO HEALTH SYSTEM	686	126,416	12,831	9%	139,933
ASCENSION SACRED HEART HOSPITAL - PENSACOLA	2	117,883	18,048	13%	135,933
BIOCOLLECTIONS WORLDWIDE, INC	743	114,246	13,721	11%	128,710
NORTHWEST LABORATORY	247	121,102	6,478	5%	127,827
AKESOGEN		98,498	19,004	16%	117,502
TESTING MATTERS INC	977	97,736	17,697	15%	116,410
ADVENT HEALTH LAB	112	101,258	13,955	12%	115,325
MEDICAL DIAGNOSTIC LABORATORIES	977	98,603	14,222	12%	113,802
BPHL-TAMPA (SPECTRUM BLVD)	45	93,077	17,177	16%	110,299
UF HEALTH MEDICAL LAB	33	100,455	9,510	9%	109,998
TAMPA GENERAL HOSPITAL	4	97,385	9,307	9%	106,696
DIATHERIX LABORATORIES (VRL EUROFINS)	1	87,437	12,899	13%	100,337
KORVALABS, INC	1,285	91,722	4,712	5%	97,719
BAPTIST HEALTH SOUTH FLORIDA	380	83,945	12,641	13%	96,966
SUNPATH MEDICAL DIAGNOSTICS LABORATORY	837	79,219	12,227	13%	92,283
ASCENSION ST VINCENT'S - RIVERSIDE	1	74,548	10,317	12%	84,866
SOUTH MIAMI HOSPITAL LAB	458	69,612	9,845	12%	79,915
LAKELAND REGIONAL MEDICAL CENTER	147	70,608	9,115	11%	79,870
JACKSON MEMORIAL HOSPITAL CLINICAL LAB	79	67,084	11,892	15%	79,055
INGENIOUS PERSONALIZED MEDICINE	232	58,376	11,828	17%	70,436

# COVID-19: testing by laboratory

Data through Apr 10, 2021 verified as of Apr 11, 2021 at 09:25 AM

Data in this report are provisional and subject to change.

The numbers in the table below represent the number of Florida and non-Florida residents for whom test results were received by the Department of Health. A person can be tested by more than one laboratory and can have both positive and negative results. **Therefore, the sum of the numbers in each column will be larger than the total number of people tested.**

Reporting lab	Inconclusive	Negative	Positive	Percent positive	Total
UF HEALTH SHANDS HOSPITAL	513	64,737	4,645	7%	69,895
AMERICAN HEALTH ASSOCIATES	9	62,692	5,255	8%	67,956
APPLIED INGENUITY DIAGNOSTICS LLC		58,746	2,857	5%	61,603
AIT LABORATORIES		54,389	6,697	11%	61,086
MINUTECLINIC LLC		51,387	8,780	15%	60,167
BAPTIST HEALTH - JACKSONVILLE	4	52,568	4,074	7%	56,646
GENESIS REFERENCE LABORATORIES		50,077	5,338	10%	55,415
ARUP LABORATORIES	16	50,096	2,927	6%	53,039
TALLAHASSEE MEMORIAL HOSPITAL	241	45,990	5,562	11%	51,793
ADVENTIST HEALTH SYSTEMS SUNBELT INC DBA		45,975	5,795	11%	51,770
SARASOTA MEMORIAL HOSPITAL MAIN LAB	12	46,860	3,971	8%	50,843
BROWARD GENERAL MEDICAL CENTER-CLINICAL LAB	2	44,296	4,825	10%	49,123
NICKLAUS CHILDREN'S HOSPITAL	73	42,748	5,503	11%	48,324
FLORIDA HOSPITAL - TAMPA	37	43,476	3,483	7%	46,996
VIRACOR EUROFINIS		35,900	9,843	22%	45,743
DWIC OF TAMPA BAY INC		39,152	5,132	12%	44,284
MILLENNIUM PHYSICIAN GROUP	17	36,483	7,115	16%	43,615
MEDFAST URGENT CARE CENTERS, LLC	20	36,750	5,543	13%	42,313
UNIVERSITY OF MIAMI HOSPITAL	150	38,271	3,862	9%	42,283
LEE HEALTH - CAPE CORAL HOSPITAL	3	36,059	5,809	14%	41,871
UF HEALTH JACKSONVILLE	55	36,363	4,144	10%	40,562
ECCO LAB GROUP CO	534	33,987	4,711	12%	39,232
AMELIA EARHART		32,729	5,251	14%	37,980
INTEGRATED REGIONAL LABORATORIES LLP	13	32,786	4,625	12%	37,424
ORANGE COUNTY CONVENTION CENTER		33,330	3,715	10%	37,045
MIAMI DADE COUNTY		32,091	3,527	10%	35,618
WALGREENS	36	29,970	5,551	16%	35,557
MOUNT SINAI MEDICAL CENTER	11	31,906	3,407	10%	35,324
NORTH FLORIDA REGIONAL MEDICAL CENTER		31,648	3,587	10%	35,235
BRANDON REGIONAL HOSPITAL		30,100	3,890	11%	33,990
ST JOSEPHS HOSPITAL LABORATORY	23	30,136	3,772	11%	33,931
STS LAB 2 LLC	6	31,003	1,668	5%	32,677
JUPITER MEDICAL CENTER LAB	85	29,614	2,872	9%	32,571
GENESIS MEDICAL LABORATORY	443	27,109	4,859	15%	32,411
NIGHT LITE PEDIATRIC CENTER LLC		29,005	3,073	10%	32,078
JFK MEDICAL CENTER LAB	1	27,185	3,448	11%	30,634
PALMETTO GENERAL HOSPITAL LAB	3	25,248	4,911	16%	30,162
HOLY CROSS HOSPITAL CLINICAL LAB	1	27,146	2,563	9%	29,710
WATSON CLINIC LLP		23,900	5,507	19%	29,407
AVENTUS BIO LABS	16	24,067	3,402	12%	27,485
MALABAR MEDICAL WALK IN CLINIC	1	22,533	4,420	16%	26,954
HEALTHLINK DIAGNOSTIC LABORATORIES	296	24,017	2,431	9%	26,744
INFINITY BIOLOGIX LLC (GINKO BIOWORKS)	112	25,429	1,198	4%	26,739
ACCESS DX LABORATORY	225	23,079	2,118	8%	25,422

# COVID-19: testing by laboratory

Data through Apr 10, 2021 verified as of Apr 11, 2021 at 09:25 AM

Data in this report are provisional and subject to change.

The numbers in the table below represent the number of Florida and non-Florida residents for whom test results were received by the Department of Health. A person can be tested by more than one laboratory and can have both positive and negative results. **Therefore, the sum of the numbers in each column will be larger than the total number of people tested.**

Reporting lab	Inconclusive	Negative	Positive	Percent positive	Total
CLEVELAND CLINIC TRADITION HOSPITAL		22,901	1,770	7%	24,671
MORTON PLANT HOSPITAL-ADLER INSTITUTE	26	21,891	2,675	11%	24,592
CLEVELAND CLINIC HOSPITAL LAB	4	21,967	2,507	10%	24,478
MIAMI BEACH CONVENTION CENTER		22,232	1,669	7%	23,901
LAB DIAGNOSTICS LLC	396	17,886	5,362	23%	23,644
DRS CLACK SPENCER WHITE & MCCORMACK PA D/B/A		21,325	2,102	9%	23,427
PANCARE OF FLORIDA INC		20,864	2,521	11%	23,385
SAINT MARY'S MEDICAL CENTER	26	20,955	2,342	10%	23,323
UNITED CLINICAL LABORATORY LLC	3	20,177	2,637	12%	22,817
STATLAB_MOBILE	1	20,446	2,059	9%	22,506
NAPLES COMMUNITY HOSPITAL	73	19,849	2,054	9%	21,976
BAYFRONT HEALTH - ST PETERSBURG	17	19,174	2,576	12%	21,767
PATIENTS FIRST LAKE ELLA MEDICAL CENTER PA		18,047	3,290	15%	21,337
ADVENT HEALTH - DAYTONA BEACH	32	18,890	1,729	8%	20,651
EXACT SCIENCES LABORATORIES	1	18,177	2,307	11%	20,485
OSCEOLA REGIONAL MEDICAL CENTER	1	17,481	2,418	12%	19,900
LEESBURG REGIONAL MEDICAL CENTER		17,421	2,379	12%	19,800
HOMESTEAD HOSPITAL CLINICAL LABORATORY	27	16,140	3,406	17%	19,573
CLARITY LAB SOLUTIONS	103	17,354	2,044	10%	19,501
MEMORIAL HOSPITAL JACKSONVILLE	8	16,130	2,821	15%	18,959
NORTHWEST MEDICAL CENTER	1	16,499	2,284	12%	18,784
ORANGE PARK MEDICAL CENTER	9	15,322	2,749	15%	18,080
INDIAN RIVER PATHOLOGY LLC		16,607	1,300	7%	17,907
VISTA CLINICAL DIAGNOSTICS	490	15,405	1,927	11%	17,822
BETHESDA HOSPITAL EAST		16,181	1,593	9%	17,774
OAK HILL HOSPITAL		15,664	1,916	11%	17,580
SYNERGY DIAGNOSTIC LABORATORY	98	15,364	2,019	12%	17,481
DELRAY MEDICAL CENTER LAB	3	15,733	1,741	10%	17,477
HEALTH CENTER AT SINAI RESIDENCES		16,930	506	3%	17,436
LAWNWOOD REGIONAL MEDICAL CENTER	1	14,851	2,335	14%	17,187
BIOCERNA LABS	461	14,582	2,112	12%	17,155
ACCESS MEDICAL LABORATORIES	4	8,748	8,276	49%	17,028
MEMORIAL REGIONAL HOSPITAL CLINICAL LABORATORY	10	15,866	1,054	6%	16,930
WEST KENDALL BAPTIST HOSPITAL	14	13,717	3,114	18%	16,845
THE HEALTHCARE DISTRICT OF PALM BEACH COUNTY	51	14,574	2,057	12%	16,682
BAPTIST HEALTH - SOUTH		15,292	1,264	8%	16,556
ADVENTHEALTH CENTRA CARE LAKE BUENA VISTA		14,562	1,954	12%	16,516
WELLINGTON REGIONAL MED CTR LAB	6	14,468	1,799	11%	16,273
FULGENT DIAGNOSTICS	171	15,042	994	6%	16,207
LARGO MEDICAL CENTER		14,426	1,725	11%	16,151
WINTER HAVEN HOSPITAL CLINICAL LABORATORY	4	13,696	2,415	15%	16,115
MOLECULAR INFECTIOUS DISEASES	597	14,582	665	4%	15,844
NEMOURS CHILDRENS HOSPITAL	1	14,837	903	6%	15,741
UHEALTH CORAL GABLES/LENNAR MED CTR	49	14,570	1,060	7%	15,679

# COVID-19: testing by laboratory

Data through Apr 10, 2021 verified as of Apr 11, 2021 at 09:25 AM

Data in this report are provisional and subject to change.

The numbers in the table below represent the number of Florida and non-Florida residents for whom test results were received by the Department of Health. A person can be tested by more than one laboratory and can have both positive and negative results. **Therefore, the sum of the numbers in each column will be larger than the total number of people tested.**

Reporting lab	Inconclusive	Negative	Positive	Percent positive	Total
LABS ASAP LLC		14,226	1,442	9%	15,668
BAPTIST HEALTHCARE - BAPTIST HOSPITAL	6	12,396	3,241	21%	15,643
PRIVA PATH LABS	80	14,516	1,001	6%	15,597
LEE HEALTH - LEE MEMORIAL HOSPITAL		11,778	3,681	24%	15,459
MEDICAL CENTER OF TRINITY CLINICAL LABORATORY	2	13,842	1,566	10%	15,410
PALMS WEST HOSPITAL LAB	2	13,313	2,041	13%	15,356
MEDRITE MEDICAL CARE, PC	6,839	7,646	732	5%	15,217
WEST FLORIDA HOSPITAL LAB	1	12,022	3,083	20%	15,106
CARDIOPATH	84	12,812	1,890	13%	14,786
NATIONWIDE LABORATORY SERVICES INC	521	12,488	1,718	12%	14,727
WESTSIDE REGIONAL MED CTR	2	12,570	2,147	15%	14,719
NONA SCIENTIFIC	5	11,526	3,167	22%	14,698
GOOD SAMARITAN MEDICAL CENTER LAB	2	12,836	1,848	13%	14,686
MERCY HOSPITAL A CAMPUS OF PLANTATION GEN HOSP LAB	1	12,438	2,217	15%	14,656
INDIAN RIVER MEDICAL CENTER LAB		13,669	852	6%	14,521
REGIONAL MEDICAL CENTER BAYONET POINT	2	13,216	1,122	8%	14,340
THE VILLAGES REGIONAL HOSPITAL		12,788	1,401	10%	14,189
GULF COAST MEDICAL CENTER MICROLAB		11,034	2,921	21%	13,955
AVENTURA HOSPITAL LAB		11,036	2,523	19%	13,559
CORAL GABLES HOSPITAL CLINICAL LABORATORY		11,464	2,018	15%	13,482
BAPTIST HEALTH SOUTH FLORIDA - WEST KENDALL URGENT CARE		11,096	2,173	16%	13,269
CAPITAL REGIONAL MEDICAL CTR		10,788	2,423	18%	13,211
WEST BOCA MEDICAL CENTER LAB		12,196	960	7%	13,156
BLAKE MEDICAL CENTER		11,575	1,565	12%	13,140
HALIFAX MEDICAL CENTER LAB	38	11,120	1,919	15%	13,077
PRECISION HEALTH RESOURCES LLC		12,241	825	6%	13,066
ST ANTHONY'S HOSPITAL LAB	30	11,357	1,608	12%	12,995
MANATEE MEMORIAL HOSPITAL		11,770	1,079	8%	12,849
LEE HEALTH - HEALTH PARK MEDICAL CENTER		10,793	1,999	16%	12,792
PALM BEACH GARDENS MEDICAL CTR LAB		11,400	1,227	10%	12,627
GENOVA DIAGNOSTICS LABORATORY	67	11,204	1,095	9%	12,366
ST JOSEPHS HOSPITAL	18	10,564	1,757	14%	12,339
FLORIDA LABORATORY ANALYSIS		10,807	1,524	12%	12,331
PATHNOSTICS	41	9,697	2,437	20%	12,175
LAKE CITY HM		11,147	988	8%	12,135
BINAXNOW	9	9,181	2,881	24%	12,071
PWN HEALTH	17	9,934	2,079	17%	12,030
FLORIDA HOSPITAL HEARTLAND MED CTR CLINICAL LAB	33	10,468	1,490	12%	11,991
PLANTATION GENERAL HOSPITAL		10,160	1,820	15%	11,980
LARKIN COMMUNITY HOSPITAL	10	10,418	1,534	13%	11,962
LAKE CITY MEDICAL CENTER		9,675	2,268	19%	11,943
FLORIDA HOSPITAL WATERMAN LABORATORY	70	10,997	863	7%	11,930
PHYSICIANS REGIONAL MEDICAL CENTER - PINE RIDGE RD	1	10,706	1,209	10%	11,916
ST MARKS HOSPITAL LABORATORY B	78	10,627	1,002	9%	11,707
COAST DIAGNOSTICS LLC	45	10,402	1,253	11%	11,700
CernerELR_Advent		10,219	1,422	12%	11,641



# COVID-19: testing by laboratory

Data through Apr 10, 2021 verified as of Apr 11, 2021 at 09:25 AM

Data in this report are provisional and subject to change.

The numbers in the table below represent the number of Florida and non-Florida residents for whom test results were received by the Department of Health. A person can be tested by more than one laboratory and can have both positive and negative results. **Therefore, the sum of the numbers in each column will be larger than the total number of people tested.**

Reporting lab	Inconclusive	Negative	Positive	Percent positive	Total
FLORIDA MEDICAL CENTER - A CAMPUS OF NORTH SHORE	2	10,115	1,396	12%	11,513
EXPRESS GENE MOLECULAR DIAGNOSTICS LABORATORY	1	9,959	1,503	13%	11,463
VIKOR SCIENTIFIC	49	9,539	1,835	16%	11,423
MEASE COUNTRYSIDE LAB	14	10,074	1,275	11%	11,363
CENTRAL FLORIDA REGIONAL HOSPITAL		10,104	1,189	11%	11,293
ADVENT HEALTH - WESLEY CHAPEL	14	10,216	1,055	9%	11,285
ADVENTHEALTH CENTRA CARE WATERFORD LAKES		9,436	1,838	16%	11,274
DOCTORS HOSPITAL	7	9,379	1,773	16%	11,159
AMERICAN FAMILY CARE	1	6,585	4,506	41%	11,092
NORTHSIDE HOSPITAL AND HEART INSTITUTE		9,974	1,092	10%	11,066
SARKIS CLINICAL TRIALS	25	9,522	1,328	12%	10,875
CORAL SPRINGS MED CTR		9,801	1,057	10%	10,858
JOHNS HOPKINS ALL CHILDREN'S HOSPITAL		10,149	691	6%	10,840
FLORIDA HOSPITAL DELAND	10	9,494	1,281	12%	10,785
LEON MEDICAL CENTERS LLC		8,573	2,187	20%	10,760
NCF DIAGNOSTICS & DNA TECHNOLOGIES LAB	166	9,966	535	5%	10,667
HEALTHQUEST ESOTERICS		9,080	1,553	15%	10,633
BAPTIST HEALTH SOUTH FLORIDA - COUNTRY WALK URGENT CARE		8,735	1,859	18%	10,594
LARKIN COMMUNITY HOSPITAL INC DBA CARDIOTROPIC		6,819	3,620	35%	10,439
ADVENTHEALTH CENTRA CARE ST CLOUD	1	8,920	1,446	14%	10,367
WEST PALM HOSPITAL LAB		9,521	794	8%	10,315
LABSTAT LLC	23	9,807	474	5%	10,304
SYNERGY LABORATORIES	34	8,910	1,168	12%	10,112
FAU		9,219	794	8%	10,013
AVECINA MEDICAL	4	6,205	3,786	38%	9,995
MEDARBOR DIAGNOSTICS	1	8,785	1,147	12%	9,933
OCALA REGIONAL MEDICAL CENTER		8,634	1,231	12%	9,865
P4 CLINICAL, LLC	205	8,682	969	10%	9,856
SRQ DRIVE THROUGH		8,944	905	9%	9,849
H LEE MOFFITT CANCER CENTER LABORATORY	2	9,574	256	3%	9,832
BROWARD HEALTH NORTH CLINICAL LABORATORY		8,706	1,091	11%	9,797
GENE BY GENE, GENOMICS RESEARCH CENTER LAB	44	9,111	605	6%	9,760
AVECINA	20	9,006	704	7%	9,730
FLORIDA HOSPITAL FLAGLER	29	8,798	903	9%	9,730
PALM BEACH BALL PARK		8,607	1,028	11%	9,635
BOSTON HEART DIAGNOSTICS CORP		8,407	1,207	13%	9,614
NORTH SHORE MEDICAL CENTER		8,011	1,592	17%	9,603
FLORIDA HOSPITAL OF CARROLLWOOD	23	8,109	1,328	14%	9,460
LEE DAVIS COMMUNITY RESOURCE CENTER		8,079	1,364	14%	9,443
FLORIDA HOSPITAL ZEPHYRHILLS	10	8,370	1,052	11%	9,432
LEE HEALTH - GULF COAST MEDICAL CENTER	2	7,656	1,762	19%	9,420
SANTA ROSA MEDICAL CENTER	2	7,717	1,502	16%	9,221
INFORM DIAGNOSTICS, INC		8,564	511	6%	9,075
BAPTIST HEALTH - BEACHES		8,371	665	7%	9,036
CERNERELR_BAYCARE	43	8,320	616	7%	8,979
ADVENTHEALTH CENTRA CARE UNIVERSITY	1	7,924	1,024	11%	8,949

# COVID-19: testing by laboratory

Data through Apr 10, 2021 verified as of Apr 11, 2021 at 09:25 AM

Data in this report are provisional and subject to change.

The numbers in the table below represent the number of Florida and non-Florida residents for whom test results were received by the Department of Health. A person can be tested by more than one laboratory and can have both positive and negative results. **Therefore, the sum of the numbers in each column will be larger than the total number of people tested.**

Reporting lab	Inconclusive	Negative	Positive	Percent positive	Total
ADVENTHEALTH CENTRA CARE CLERMONT		7,715	1,213	14%	8,928
ANNE BATES LEACH EYE HOSPITAL/ ABLEH MICROBIOLOGY LABORATORY	9	8,732	126	1%	8,867
CLEVELAND CLINIC MARTIN SOUTH HOSPITAL	1	7,910	945	11%	8,856
NCH DOWNTOWN NAPLES HOSPITAL	16	8,093	720	8%	8,829
BAPTIST HEALTH SOUTH FLORIDA - MIAMI LAKES URGENT CARE		6,929	1,885	21%	8,814
ADVENTHEALTH CENTRA CARE WINTER GARDEN	1	7,741	988	11%	8,730
ADVENTHEALTH CENTRA CARE WINTER PARK		7,826	899	10%	8,725
MEMORIAL HOSPITAL WEST LABORATORY SERVICES	14	7,930	775	9%	8,719
BAYCARE COMMUNITY HEALTH		8,520	198	2%	8,718
SOUTH BAY HOSPITAL CLINICAL LAB	1	7,796	916	11%	8,713
CLEVELAND CLINIC MARTIN NORTH HOSPITAL		7,761	946	11%	8,707
INDIAN RIVER MEDICAL CENTER		7,650	1,031	12%	8,681
FLORIDA HOSPITAL OCALA		7,641	1,000	12%	8,641
MEMORIAL HOSPITAL MICRO		7,972	564	7%	8,536
KD MEDICAL CHOICE LLC	5	7,770	750	9%	8,525
POINCIANA MEDICAL CENTER		6,663	1,782	21%	8,445
ST LUCIE MEDICAL CENTER		6,760	1,558	19%	8,318
AVECINA MEDICAL OAKLEAF	3	6,977	1,330	16%	8,310
WEST MARION COMMUNITY HOSPITAL LAB		6,949	1,349	16%	8,298
ADVENTHEALTH CENTRA CARE LAKELAND	1	7,172	1,097	13%	8,270
CERNERELR_BAPTISTMIAMI	31	7,313	862	11%	8,206
ISPM LABS, LLC DBA CAPSTONE DIAGNOSTICS, LLC		7,808	396	5%	8,204
LAKEWOOD RANCH MEDICAL CENTER		7,420	631	8%	8,051
NCH NORTH NAPLES HOSPITAL	9	7,273	765	10%	8,047
FLORIDA HOSPITAL FISH MEMORIAL	19	6,819	1,184	15%	8,022
ADVENTHEALTH CENTRA CARE LEE ROAD		7,161	853	11%	8,014
MORTON PLANT-MEASE	5	7,079	767	10%	7,851
ATLANTIS URGENT CARE	12	6,134	1,703	22%	7,849
ADVENTHEALTH CENTRA CARE HUNTERS CREEK	3	6,732	1,030	13%	7,765
ARCPPOINT LABS OF FORT MYERS	5	6,775	928	12%	7,708
ADVENTHEALTH CENTRA CARE DR PHILLIPS		6,939	762	10%	7,701
QDX PATHOLOGY SERVICES	2	7,272	417	5%	7,691
BAPTIST HEALTH SOUTH FLORIDA - WESTCHESTER URGENT CARE		6,285	1,347	18%	7,632
ADVENTHEALTH CENTRA CARE SANFORD		6,695	924	12%	7,619
BAYFRONT HEALTH - PORT CHARLOTTE		6,995	585	8%	7,580
NCH NORTH NAPLES HOSPITAL LAB	15	6,733	830	11%	7,578
PARAMOUNT URGENT CARE	2	4,302	3,216	43%	7,520
HIALEAH HOSPITAL	4	5,855	1,637	22%	7,496
ADVENTHEALTH CENTRA CARE LAKE MARY	2	6,432	970	13%	7,404
EMERALD COAST URGENT CARE		5,791	1,591	22%	7,382
ADVENTHEALTH CENTRA CARE APOPKA	1	6,294	1,038	14%	7,333
BAPTIST HEALTH SOUTH FLORIDA - DORAL URGENT CARE		5,889	1,442	20%	7,331
ADVENTHEALTH CENTRA CARE MOUNT DORA		6,187	1,109	15%	7,296
LEE HEALTH CONVENIENT CARE - PAGE FIELD		6,440	794	11%	7,234
ADVENTIST HEALTH SYSTEMS, SUNBELT INC		6,251	946	13%	7,197
OVIEDO MEDICAL CENTER		6,447	731	10%	7,178

# COVID-19: testing by laboratory

Data through Apr 10, 2021 verified as of Apr 11, 2021 at 09:25 AM

Data in this report are provisional and subject to change.

The numbers in the table below represent the number of Florida and non-Florida residents for whom test results were received by the Department of Health. A person can be tested by more than one laboratory and can have both positive and negative results. **Therefore, the sum of the numbers in each column will be larger than the total number of people tested.**

Reporting lab	Inconclusive	Negative	Positive	Percent positive	Total
ADVENTHEALTH CENTRA CARE KISSIMMEE		6,439	717	10%	7,156
BAPTIST HEALTH - NASSAU		6,768	360	5%	7,128
SPORTS DRUG TESTING LABORATORY	111	6,836	174	2%	7,121
HOLIDAY CVS LLC		6,701	375	5%	7,076
MEDEXPRESS URGENT CARE OF BOYNTON BEACH LLC		6,461	570	8%	7,031
EGLIN AIR FORCE BASE	14	5,338	1,670	24%	7,022
MEDEXPRESS URGENT CARE	2	4,811	2,148	31%	6,961
COMMUNITY HEALTH CENTERS OF PINELLAS INC	1	5,627	1,331	19%	6,959
AVERO DIAGNOSTICS - IRVING	11	6,472	474	7%	6,957
IMPERIAL POINT MEDICAL CENTER		6,310	599	9%	6,909
LUMINUS DIAGNOSTICS		6,282	556	8%	6,838
EMPIRE CITY LABORATORIES INC	84	5,796	953	14%	6,833
ST PETERSBURG GENERAL HOSPITAL		5,802	995	15%	6,797
ADVENTHEALTH CENTRA CARE ALTAMONTE		5,940	848	12%	6,788
ADVENTHEALTH EXPRESS CARE		5,605	1,172	17%	6,777
UNKNOWN	4	3,495	3,271	48%	6,770
DYNIX DIAGNOSTIX		6,014	638	10%	6,652
VISTA CLINICAL	8	3,886	2,717	41%	6,611
SUNCOAST PATHOLOGY ASSOCIATES		6,040	560	8%	6,600
MEDEXPRESS URGENT CARE HUDSON		5,688	906	14%	6,594
CLINICAL REFERENCE LABORATORY	2	6,235	333	5%	6,570
ST JOSEPHS NORTH HOSPITAL LAB	7	5,597	955	15%	6,559
ACUTIS DIAGNOSTICS	171	5,284	1,098	17%	6,553
MINUTECLINIC LLC		5,542	962	15%	6,504
SOLARIS DIAGNOSTICS	11	5,909	582	9%	6,502
FORT WALTON BEACH MEDICAL CENTER		5,566	916	14%	6,482
ADVENTHEALTH CENTRA CARE AZALEA PARK		5,482	910	14%	6,392
AHCC WESLEY CHAPEL		5,611	734	12%	6,345
FLORIDA HOSPITAL NORTH PINELLAS	11	5,767	503	8%	6,281
ADVENTHEALTH CENTRA CARE OVIEDO		5,322	872	14%	6,194
NORTHWEST FLORIDA COMMUNITY HOSPITAL	46	4,673	1,455	24%	6,174
ADVENT HEALTH - HEART OF FLORIDA ER	1	5,345	822	13%	6,168
MICROGEN DX	4	5,424	716	12%	6,144
BAPTIST HEALTH SOUTH FLORIDA - PEMBROKE PINES URGENT CARE		5,062	1,043	17%	6,105
MINUTECLINIC		5,176	872	14%	6,048
ANGEL KIDS PEDIATRICS		5,699	326	5%	6,025
MINUTECLINIC LLC #1067		5,169	819	14%	5,988
MINUTECLINIC LLC #3703		4,838	1,082	18%	5,920
BAYFRONT HEALTH - VENICE REGIONAL MEDICAL	1	5,374	537	9%	5,912
PUTNAM COMMUNITY MEDICAL CENTER		5,154	718	12%	5,872
DOCTORS URGENT CARE LLC	1	4,773	1,081	18%	5,855
PRO CLINIC		4,766	1,080	18%	5,846
ADVENTHEALTH CENTRA CARE LONGWOOD		5,105	722	12%	5,827
SOUTH FLORIDA BAPTIST HOSPITAL MICRO	4	4,810	960	17%	5,774
URGENT CARE OF THE PALM BEACHES		4,826	946	16%	5,772
HOLMES REG MED CENTER CLINICAL LAB		5,124	642	11%	5,766

# COVID-19: testing by laboratory

Data through Apr 10, 2021 verified as of Apr 11, 2021 at 09:25 AM

Data in this report are provisional and subject to change.

The numbers in the table below represent the number of Florida and non-Florida residents for whom test results were received by the Department of Health. A person can be tested by more than one laboratory and can have both positive and negative results. **Therefore, the sum of the numbers in each column will be larger than the total number of people tested.**

Reporting lab	Inconclusive	Negative	Positive	Percent positive	Total
MINUTECLINIC LLC #8396		4,897	843	15%	5,740
ADVENTHEALTH CENTRA CARE SOUTH ORANGE		4,940	800	14%	5,740
FLORIDA COMMUNITY HEALTH CENTER		4,569	1,153	20%	5,722
LABORATORY OF FLORIDA LLC	41	5,174	473	8%	5,688
WELLINGTON REGIONAL MEDICAL CENTER		5,224	457	8%	5,681
ADVENTHEALTH CENTRA CARE ORANGE LAKE		4,986	682	12%	5,668
COASTAL MED URGENT CARE		4,114	1,535	27%	5,649
DOCTORS URGENT CARE OF LUTZ LLC	1	4,555	1,082	19%	5,638
FLORIDA FAMILY LABORATORY, INC DBA	45	5,129	442	8%	5,616
ADVENTHEALTH CENTRA CARE PORT ORANGE		4,692	897	16%	5,589
SUNRISE MEDICAL LABORATORIES	2	5,182	400	7%	5,584
HEALTH FIRST ADVENTHEALTH CENTRA CARE - TITUSVILLE		4,717	854	15%	5,571
MEDICAL DNA LABS LLC	3	5,019	480	9%	5,502
ADVENTHEALTH CENTRA CARE SAND LAKE		4,902	585	11%	5,487
MEDEXPRESS URGENT CARE - ROYAL PALM BEACH		4,860	591	11%	5,451
TROPICANA FIELD - LOT 2	19	4,935	493	9%	5,447
UNIVERSITY HOSPITAL AND MEDICAL CENTER		4,139	1,284	24%	5,423
MEDCOMP SCIENCES LLC	121	3,294	1,998	37%	5,413
MEDEXPRESS URGENT CARE - ESTERO		4,832	567	11%	5,399
MEDEXPRESS URGENT CARE - GOLDEN GATE		4,752	638	12%	5,390
URGENT CARE CURE	2	4,631	747	14%	5,380
BAPTIST HEALTH - NORTH		4,255	1,103	21%	5,358
BAPTIST HEALTH SOUTH FLORIDA - CORAL SPRINGS URGENT CARE		4,580	765	14%	5,345
ESCAMBIA COMMUNITY CLINICS INC	8	4,047	1,289	24%	5,344
ADVENTHEALTH CENTRA CARE LEESBURG		4,371	972	18%	5,343
PALMS OF PASADENA HOSPITAL		4,773	565	11%	5,338
PEDIATRIC HEALTH CARE ALLIANCE PA		4,877	449	8%	5,326
ALTRU DIAGNOSTICS INC	4	5,108	183	3%	5,295
MARTIN HOSPITAL SOUTH LAB		4,966	291	6%	5,257
BAPTIST HEALTH SOUTH FLORIDA - KENDALE LAKES URGENT CARE		4,231	1,019	19%	5,250
WESTCHESTER HOSPITAL	23	4,248	943	18%	5,214
PHARMCO RX	2	4,908	300	6%	5,210
DOCTORS HOSPITAL OF SARASOTA CLINICAL LABORATORY		4,537	660	13%	5,197
BAPTIST HEALTH SOUTH FLORIDA - TAMiami TRAIL URGENT CARE		4,175	1,021	20%	5,196
MEDEXPRESS URGENT CARE PALM BEACH GARDENS		4,733	462	9%	5,195
THE CENTER FOR URGENT CARE	3	4,329	849	16%	5,181
HEALTH FIRST ADVENTHEALTH CENTRA CARE GATEWAY	1	4,643	524	10%	5,168
TALLAHASSEE PRIMARY CARE ASSOCIATES		4,503	598	12%	5,101
TRINITY SPRINGS		4,372	729	14%	5,101
RAULERSON HOSPITAL		4,208	833	17%	5,041
PARAMOUNT URGENT CARE - WINDERMERE	2	3,276	1,697	34%	4,975
MINUTE CLINIC LLC		4,323	643	13%	4,966
BAPTIST HEALTH SOUTH FLORIDA - CORAL GABLES (UNIVERSITY) URGENT CARE		4,248	693	14%	4,941
BAPTIST HEALTH SOUTH FLORIDA - PINECREST URGENT CARE		4,232	700	14%	4,932
BAPTIST HEALTH SOUTH FLORIDA - CORAL GABLES URGENT CARE		4,066	821	17%	4,887
MEDEXPRESS URGENT CARE - LAKELAND		4,259	593	12%	4,852

# COVID-19: testing by laboratory

Data through Apr 10, 2021 verified as of Apr 11, 2021 at 09:25 AM

Data in this report are provisional and subject to change.

The numbers in the table below represent the number of Florida and non-Florida residents for whom test results were received by the Department of Health. A person can be tested by more than one laboratory and can have both positive and negative results. **Therefore, the sum of the numbers in each column will be larger than the total number of people tested.**

Reporting lab	Inconclusive	Negative	Positive	Percent positive	Total
PARAMOUNT URGENT CARE INC	1	2,663	2,145	45%	4,809
BAYFRONT HEALTH - SEVEN RIVERS		4,378	407	9%	4,785
MINUTECLINIC LLC # 0709		4,017	757	16%	4,774
BAPTIST HEALTH SOUTH FLORIDA - PALMETTO BAY URGENT CARE		3,960	766	16%	4,726
BETHESDA HOSPITAL WEST		4,222	479	10%	4,701
FLAGLER HOSPITAL LABORATORY	8	3,653	1,036	22%	4,697
MEASE DUNEDIN HOSPITAL	5	4,140	493	11%	4,638
ASCENSION SACRED HEART - EMERALD COAST		3,872	758	16%	4,630
BAYFRONT HEALTH - BROOKSVILLE		4,103	508	11%	4,611
NIGHT LITE PEDIATRICS	4	3,344	1,258	27%	4,606
PREMIER MEDICAL	2	4,492	94	2%	4,588
MOFFITT CANCER CENTER	6	4,413	97	2%	4,516
ADVENTHEALTH PROMPT CARE	2	3,260	1,224	27%	4,486
PREMIER URGENT CARE OF BREVARD LLC	4	3,906	559	13%	4,469
VENTURE MEDICAL OF FLORIDA LLC		4,133	335	7%	4,468
ADVENTHEALTH CENTRA CARE COLONIAL TOWN	2	3,994	472	11%	4,468
BAYFRONT HEALTH - PUNTA GORDA		4,061	329	7%	4,390
TWIN CITIES HOSPITAL	1	3,828	514	12%	4,343
DESOTO MEMORIAL HOSPITAL	3	3,560	766	18%	4,329
BAYFRONT HEALTH - SPRING HILL		3,967	358	8%	4,325
US BIOTEK LABORATORIES	15	3,941	369	9%	4,325
MEMORIAL HOSPITAL- MIRAMAR	12	3,988	321	7%	4,321
PALMS MEDICAL GROUP	5	2,978	1,336	31%	4,319
QUICK CARE MED PL	2	3,616	689	16%	4,307
ENGLEWOOD COMMUNITY HOSPITAL		3,892	380	9%	4,272
GENESIS DIAGNOSTICS		4,021	247	6%	4,268
BAYA PHARMACY & URGENT CARE		3,147	1,110	26%	4,257
ACCU REFERENCE MEDICAL LAB	9	3,442	795	19%	4,246
DOCTORS TEST CENTERS		3,743	481	11%	4,224
AMELIA URGENT CARE		2,583	1,620	39%	4,203
ADVENTIST HEALTH SYSTEMS SUNBELT IN DBA		3,723	474	11%	4,197
GENOSUR LLC	16	4,119	50	1%	4,185
LAKESIDE MEDICAL CENTER		3,301	829	20%	4,130
MINUTECLINIC LLC #3463		3,446	673	16%	4,119
MEDEXPRESS URGENT CARE CAPE CORAL		3,541	570	14%	4,111
ADVENTHEALTH CENTRA CARE		3,638	451	11%	4,089
NIGHT LITE PEDIATRICS URGENT CARE	1	3,417	649	16%	4,067
MINUTECLINIC LLC #3631		3,437	612	15%	4,049
MINUTECLINIC LLC 5852		3,430	572	14%	4,002
MINUTECLINIC LLC #5253		3,283	660	17%	3,943
MINUTECLINIC LLC #5249		3,176	728	19%	3,904
MEDIPATH LLC		3,445	455	12%	3,900
ADVENTHEALTH CENTRA CARE WINTER HAVEN	1	2,924	968	25%	3,893
BAPTIST HEALTH SOUTH FLORIDA - DAVIE URGENT CARE		3,174	688	18%	3,862
MC DIAGNOSTIC OF CONNECTICUT, PC #2220		3,326	532	14%	3,858
MEDEXPRESS URGENT CARE LEHIGH ACRES		3,313	529	14%	3,842

# COVID-19: testing by laboratory

Data through Apr 10, 2021 verified as of Apr 11, 2021 at 09:25 AM

Data in this report are provisional and subject to change.

The numbers in the table below represent the number of Florida and non-Florida residents for whom test results were received by the Department of Health. A person can be tested by more than one laboratory and can have both positive and negative results. **Therefore, the sum of the numbers in each column will be larger than the total number of people tested.**

Reporting lab	Inconclusive	Negative	Positive	Percent positive	Total
MINUTECLINIC LLC #5190		3,114	673	18%	3,787
SIPARADIGM LLC	55	3,455	258	7%	3,768
BAPTIST HEALTH SOUTH FLORIDA - WESTON URGENT CARE		3,251	489	13%	3,740
BAYFRONTVENICEREGIONAL		3,582	119	3%	3,701
MINUTECLINIC LLC #5854		3,084	609	16%	3,693
HIGHLANDS REGIONAL MEDICAL CENTER		2,897	794	22%	3,691
HOLIDAY CVS LLC DBA CVS PHARMACY #5154		3,530	98	3%	3,628
HEALTH FIRST ADVENTHEALTH CENTRA CARE COCOA		3,272	352	10%	3,624
CLARITY LAB SOLUTIONS LLC		3,608	4	0%	3,612
BARTOW REGIONAL MEDICAL CENTER	1	3,050	555	15%	3,606
ADVENT HEALTH - NEW SMYRNA		2,964	631	18%	3,595
PRECISION HEALTH SOLUTIONS		3,409	176	5%	3,585
CARENOW URGENT CARE	1	2,227	1,356	38%	3,584
PROHEALTH	3	1,970	1,578	44%	3,551
BRASHEAR'S VITAL CARE CORP		2,788	738	21%	3,526
BAPTIST HEALTH SOUTH FLORIDA - BRICKELL URGENT CARE		2,904	610	17%	3,514
LOWER KEYS MEDICAL CENTER		3,193	304	9%	3,497
VERILY LIFE SCIENCES	2	3,442	52	1%	3,496
MINUTECLINIC LLC #3662		2,955	527	15%	3,482
BAPTIST HEALTH URGENT CARE AT SAWGRASS		2,874	584	17%	3,458
ADVENTHEALTH CENTRA CARE KIDS LAKE MARY		3,190	258	7%	3,448
MEDEXPRESS URGENT CARE - DELAND		3,068	377	11%	3,445
HEALTH FIRST ADVENTHEALTH CENTRA CARE MALABAR		3,097	331	10%	3,428
MIDWAY SPECIALTY CARE CENTER DIAGNOSTICS	38	3,149	238	7%	3,425
SPECTOR SCIENTIFIC LAB	14	2,498	907	27%	3,419
ADVENT HEALTH CENTRA CARE -WINTER PARK KIDS URGENT CARE	4	3,117	279	8%	3,400
MINUTECLINIC LLC #4415		2,879	516	15%	3,395
IMMOKALEE CHD		3,155	234	7%	3,389
MINUTECLINIC LLC #7886		2,917	446	13%	3,363
MINUTECLINIC LLC #7887		2,932	430	13%	3,362
MINUTECLINIC LLC # 3930		2,900	460	14%	3,360
MINUTECLINIC LLC #1771		2,838	521	16%	3,359
MINUTECLINIC LLC #5214		2,868	485	14%	3,353
PARAMOUNT URGENT CARE - ORLANDO		2,337	1,013	30%	3,350
PHYSICIANS REGIONAL MEDICAL CENTER - COLLIER BLVD	1	2,525	822	25%	3,348
MEDONE PLLC		2,538	780	24%	3,318
EXACT SCIENCES LABORATORIES, LLC		3,028	285	9%	3,313
MINUTECLINIC LLC #4458		2,757	540	16%	3,297
MEDEXPRESS URGENT CARE - VERO BEACH		2,865	428	13%	3,293
SCION LAB SERVICES LLC	26	3,003	245	7%	3,274
WALGREEN CO	2	2,896	370	11%	3,268
MINUTECLINIC LLC #7225		2,768	499	15%	3,267
MINUTECLINIC LLC # 0514		2,862	405	12%	3,267
MINUTECLINIC LLC #3814		2,774	492	15%	3,266
MINUTECLINIC, LLC #4015		2,603	662	20%	3,265
SELECT LABORATORIES - MARION COUNTY, FL LLC	5	2,888	308	10%	3,201

# COVID-19: testing by laboratory

Data through Apr 10, 2021 verified as of Apr 11, 2021 at 09:25 AM

Data in this report are provisional and subject to change.

The numbers in the table below represent the number of Florida and non-Florida residents for whom test results were received by the Department of Health. A person can be tested by more than one laboratory and can have both positive and negative results. **Therefore, the sum of the numbers in each column will be larger than the total number of people tested.**

Reporting lab	Inconclusive	Negative	Positive	Percent positive	Total
PRIMEHEALTH URGENT CARE INC		2,732	468	15%	3,200
MINUTECLINIC LLC # 3686		2,727	464	15%	3,191
MINUTECLINIC LLC #3257		2,662	521	16%	3,183
BAPTIST HEALTH EMERGENCY CENTER COUNTRY WALK	1	2,688	491	15%	3,180
BMCT Molecular Diagnostics Subsection		2,651	519	16%	3,170
MINUTECLINIC, LLC #3204		2,635	520	16%	3,155
AFC PHYSICIANS OF FLORIDA		2,418	730	23%	3,148
STEWART ROCKLEDGE HOSPITAL	1	2,769	358	11%	3,128
BAPTIST HEALTH - CLAY		2,712	411	13%	3,123
MEMORIAL HOSPITAL PEMBROKE	3	2,760	355	11%	3,118
MARINERS HOSPITAL	1	2,818	295	9%	3,114
MINUTECLINIC LLC #1055		2,526	556	18%	3,082
ADVENTHEALTH CENTRA CARE CONWAY		2,604	470	15%	3,074
GESSLER CLINIC	2	2,111	946	31%	3,059
MINUTECLINIC LLC #3291		2,611	441	14%	3,052
MINUTECLINIC LLC #3003		2,478	558	18%	3,036
MARION E FETHER MEDICAL CENTER, THE		2,774	257	8%	3,031
ACCESS POINT HEALTHCARE URGENT & PRIMARY CARE	2	2,330	684	23%	3,016
MINUTECLINIC LLC #7973		2,606	401	13%	3,007
MINUTECLINIC, LLC #5817		2,486	512	17%	2,998
MINUTECLINIC LLC # 3579		2,474	514	17%	2,988
VETERANS AFFAIRS MEDICAL CENTER - ORLANDO	1	1,343	1,622	55%	2,966
MEDEXPRESS URGENT CARE CORAL SPRINGS		2,636	328	11%	2,964
MINUTECLINIC LLC #3748		2,411	550	19%	2,961
PARAMOUNT URGENT CARE - OVIEDO		2,060	896	30%	2,956
MINUTECLINIC LLC #3705		2,606	347	12%	2,953
KEYS AHEC SCHOOL MEDICAL CLINIC	15	2,805	129	4%	2,949
MEDEXPRESS FORT MYERS		2,561	362	12%	2,923
MINUTECLINIC LLC # 7933		2,584	338	12%	2,922
NXGEN MDX LLC	6	2,584	314	11%	2,904
MINUTECLINIC LLC #5924		2,474	418	14%	2,892
MINUTECLINIC LLC #3255		2,558	333	12%	2,891
MINUTECLINIC LLC #7173		2,515	376	13%	2,891
STONE CLINICAL LABORATORIES		2,790	96	3%	2,886
WALGREENS ORLANDO	3	2,538	340	12%	2,881
BLUE MED CONSULTANTS		2,753	108	4%	2,861
MINUTECLINIC, LLC (CLINIC 10699)		2,488	360	13%	2,848
MINUTECLINIC LLC #5216		2,449	391	14%	2,840
CAREFAST+	1	2,066	763	27%	2,830
MINUTECLINIC LLC #3654		2,346	476	17%	2,822
BAPTIST HEALTH - OAKLEAF		2,357	453	16%	2,810
MEDIQUICK URGENT CARE CENTERS INC		2,106	689	25%	2,795
BAPTIST HEALTHCARE - GULF BREEZE HOSPITAL	3	2,312	469	17%	2,784
CELESTA MEDICAL SERVICES LLC DBA - AMERICAN RESEARCH LABS		2,544	236	8%	2,780
CITRUS MEMORIAL HOSPITAL LABORATORY		2,251	504	18%	2,755
MINUTECLINIC LLC #4612		2,247	502	18%	2,749



# COVID-19: testing by laboratory

Data through Apr 10, 2021 verified as of Apr 11, 2021 at 09:25 AM

Data in this report are provisional and subject to change.

The numbers in the table below represent the number of Florida and non-Florida residents for whom test results were received by the Department of Health. A person can be tested by more than one laboratory and can have both positive and negative results. **Therefore, the sum of the numbers in each column will be larger than the total number of people tested.**

Reporting lab	Inconclusive	Negative	Positive	Percent positive	Total
SACRED HEART HEALTH SYSTEM, INC	1	1,871	872	32%	2,744
VA PAIN CLINIC	4	2,639	97	4%	2,740
MEDEXPRESS URGENT CARE - CLEWISTON		2,274	453	17%	2,727
BAY MEDICAL CENTER SACRED HEART HEALTH SYSTEM		2,123	604	22%	2,727
PHYSICIANS PRIMARY CARE	2	2,464	260	10%	2,726
MINUTECLINIC LLC #4024		2,372	345	13%	2,717
MINUTECLINIC LLC #3648		2,226	484	18%	2,710
MINUTECLINIC LLC #3285		2,358	348	13%	2,706
MINUTECLINIC LLC #1807		2,266	430	16%	2,696
HEALTH CARE DISTRICT OF PALM BEACH COUNTY	2	2,456	226	8%	2,684
ADVENT HEALTH - DADE CITY		2,342	322	12%	2,664
MINUTECLINIC LLC #476		2,289	359	14%	2,648
AFC PHYSICIANS OF FLORIDA PA		2,111	531	20%	2,642
MINUTECLINIC LLC #4201		2,300	342	13%	2,642
MINUTECLINIC LLC #6007		2,252	383	15%	2,635
EMERALD COAST URGENT CARE, LLC	1	1,970	660	25%	2,631
CHARLES AIESI CONSULTING INC	13	2,328	284	11%	2,625
BAPTIST HEALTH SOUTH FLORIDA - MIAMI BEACH URGENT CARE		2,232	391	15%	2,623
MEDEXPRESS URGENT CARE BOCA RATON		2,377	237	9%	2,614
MINUTECLINIC LLC #1350		2,291	317	12%	2,608
MINUTECLINIC LLC #3635		2,248	351	14%	2,599
VITRO MOLECULAR LABORATORIES	50	2,363	184	7%	2,597
DONALD W ROBERTSON DO PA		2,013	566	22%	2,579
ADVENT HEALTH - OCALA		2,124	447	17%	2,571
MINUTECLINIC LLC #1821		2,305	266	10%	2,571
MINUTECLINIC LLC #8381		2,232	339	13%	2,571
LAKELAND REGIONAL HEALTH PABLO		2,257	299	12%	2,556
DR G'S URGENT CARE		2,204	334	13%	2,538
AMELIA EXPRESS CARE LLC	10	2,201	326	13%	2,537
MINUTECLINIC LLC #5069		2,133	403	16%	2,536
PATIENTS FIRST - THOMASVILLE ROAD		2,247	278	11%	2,525
JUPITER MEDICAL CENTER URGENT CARE		1,967	558	22%	2,525
EMERGENCY PHYSICIANS MEDICAL CENTER		1,401	1,106	44%	2,507
PARRISH MEDICAL CENTER	1	2,185	303	12%	2,489
MINUTECLINIC LLC #5157		2,163	320	13%	2,483
EMERALD COAST URGENT CARE LLC		1,825	657	26%	2,482
FLORIDA MEDICAL CLINIC	3	1,130	1,333	54%	2,466
TAMPA COMMUNITY HOSPITAL		2,103	345	14%	2,448
LAKE WALES MEDICAL CENTER INC		2,129	292	12%	2,421
BOND URGENT CARE LLC		1,828	592	24%	2,420
WHOLE FAMILY HEALTH CENTER INC		1,980	439	18%	2,419
PHYSICIANS STAT LAB	3	1,076	1,340	55%	2,419
COMMUNITY HEALTH NORTHWEST FLORIDA	4	1,856	555	23%	2,415
JACKSON HOSPITAL CLINICAL LABORATORY		2,096	314	13%	2,410
MINUTECLINIC, LLC # 4469		2,115	289	12%	2,404
ASCENSION SACRED HEART - GULF		1,815	539	23%	2,354



# COVID-19: testing by laboratory

Data through Apr 10, 2021 verified as of Apr 11, 2021 at 09:25 AM

Data in this report are provisional and subject to change.

The numbers in the table below represent the number of Florida and non-Florida residents for whom test results were received by the Department of Health. A person can be tested by more than one laboratory and can have both positive and negative results. **Therefore, the sum of the numbers in each column will be larger than the total number of people tested.**

Reporting lab	Inconclusive	Negative	Positive	Percent positive	Total
NCHMD INC		1,969	369	16%	2,338
INTELEX LABS, LLC		2,248	76	3%	2,324
MINUTECLINIC LLC #1815		2,067	249	11%	2,316
PHYSICIAN ASSOCIATES		2,070	241	10%	2,311
LEE HEALTH - COCONUT POINT CLINICAL LAB	2	1,872	433	19%	2,307
CORE DIAGNOSTIC LABORATORIES LLC	17	1,955	326	14%	2,298
MEDEXPRESS PORT CHARLOTTE		2,043	243	11%	2,286
MINUTECLINIC LLC #214		1,923	360	16%	2,283
MINI ER WATERFORD LAKES, THE		1,962	316	14%	2,278
ASSOCIATED PATHOLOGISTS, LLC	3	1,869	394	17%	2,266
MAGNOLIA DIAGNOSTICS, LLC	62	1,958	231	10%	2,251
GENOME LLC	2	2,077	168	7%	2,247
UNIVERSITY OF NORTH FLORIDA STUDENT HEALTH		2,161	76	3%	2,237
PRIMEHEALTH URGENT CARE	1	1,865	361	16%	2,227
MINUTECLINIC LLC #3236		1,861	322	15%	2,183
FLOWERS HOSPITAL		1,979	192	9%	2,171
OPTUM LABS LLC	1	1,933	196	9%	2,130
PENSACOLA PEDIATRICS PA	1	1,950	175	8%	2,126
NCH NORTHEAST	7	1,664	441	21%	2,112
FIU-HEALTH AUXILIARY LABORATORY	6	1,946	126	6%	2,078
BAPTIST HEALTH EMERGENCY CENTER AT WEST CORAL WAY		1,666	397	19%	2,063
MARTIN HEALTH SYSTEM - ST LUCIE WEST		1,868	190	9%	2,058
MINUTECLINIC LLC #3637		1,660	394	19%	2,054
GENUS3		1,945	74	4%	2,019
WILLIAM OWEN PASS PARK		1,738	257	13%	1,995
BARDMOOR LABORATORY	9	1,678	306	15%	1,993
DOC SMILEYS URGENT CARE LLC		1,624	362	18%	1,986
LITTLE PINE PEDIATRICS	1	1,707	275	14%	1,983
MEDICAL CONSULTANTS OF FLORIDA, LLC	2	1,673	300	15%	1,975
DOC SMILEY'S URGENT CARE		1,706	247	13%	1,953
ARCPPOINT LABS		1,360	585	30%	1,945
MEDFAST URGENT CARE CENTERS LLC	2	608	1,325	68%	1,935
BAYFRONT HEALTH - CITRUS HILLS		1,660	223	12%	1,883
ADVANCED MEDICAL OF NAPLES LLC		1,658	194	10%	1,852
WHITE WILSON MEDICAL CENTER		479	1,359	74%	1,838
BROWNWOOD CARE CENTER		1,604	227	12%	1,831
LABORATORY SPECIALISTS OF MICHIGAN		1,511	318	17%	1,829
MINUTECLINIC, LLC #3245		1,482	344	19%	1,826
MIAMI JEWISH HEALTH SYSTEMS		1,745	73	4%	1,818
KETAMINE HEALTH CENTERS LLC	1	1,661	152	8%	1,814
STATMED OCALA	6	1,612	191	11%	1,809
MINUTECLINIC LLC		1,573	224	12%	1,797
GENESIS LABORATORY MANAGEMENT	14	1,539	244	14%	1,797
MINUTECLINIC LLC #8927		1,531	263	15%	1,794
NEIGHBORHOOD MEDICAL CENTER INC	17	1,574	183	10%	1,774
GRAVITY DIAGNOSTICS, LLC	5	1,600	161	9%	1,766

# COVID-19: testing by laboratory

Data through Apr 10, 2021 verified as of Apr 11, 2021 at 09:25 AM

Data in this report are provisional and subject to change.

The numbers in the table below represent the number of Florida and non-Florida residents for whom test results were received by the Department of Health. A person can be tested by more than one laboratory and can have both positive and negative results. **Therefore, the sum of the numbers in each column will be larger than the total number of people tested.**

Reporting lab	Inconclusive	Negative	Positive	Percent positive	Total
RIVER TOWN DIAGNOSTIC LLC		1,470	286	16%	1,756
MINUTECLINIC LLC #5187		1,529	218	12%	1,747
SPARROW HEALTHCARE	2	1,482	254	15%	1,738
BIO-TECH CLINICAL LABORATORIES INC		1,517	221	13%	1,738
IGENOMIX USA LLC	50	1,524	160	9%	1,734
Community_Health		1,533	199	11%	1,732
READY RESPONDERS FLORIDA, PLLC		1,492	237	14%	1,729
NORTH SHORE LONG ISLAND JEWISH HEALTH	1	1,634	90	5%	1,725
ED FRASER MEMORIAL HOSPITAL		1,460	247	14%	1,707
JW PLASTIC SURGERY		1,449	244	14%	1,693
LABTECH DIAGNOSTIC		1,387	290	17%	1,677
PROHEALTH MEDICAL CLINIC		1,033	635	38%	1,668
OPTUMCARE FLORIDA LLC		1,351	288	18%	1,639
SHELL POINT NURSING PAVILION	1	1,554	73	4%	1,628
ELLENTON URGENT CARE		1,379	234	15%	1,613
OPTEO LABORATORY		1,568	35	2%	1,603
ER QUICKCARE PL		1,374	219	14%	1,593
PROJECT HEALTH, INC SUMTERVILLE	5	1,304	280	18%	1,589
PATIENTS FIRST LAKE ELLA MEDICAL CENTER		1,422	157	10%	1,579
ASSURANCE SCIENTIFIC LABORATORIES	1	1,294	283	18%	1,578
SUNRISE URGENT CARE ASSOCIATES LLC D/B/A	9	1,091	477	30%	1,577
MELBOURNE MEDICAL LABORATORY	2	1,366	203	13%	1,571
MEDEXPRESS URGENT CARE - JAX ATLANTIC BLVD		1,352	213	14%	1,565
TOM LEE COMMUNITY HEALTH CENTER		1,058	503	32%	1,561
BAPTIST HEALTH SOUTH FLORIDA - COUNTRY WALK URGENT CARE EXPRESS		1,319	239	15%	1,558
HEALTH CENTRAL CLINICAL LABORATORY		1,386	170	11%	1,556
FLORIDA DEPARTMENT OF HEALTH IN POLK COUNTY	2	1,192	358	23%	1,552
FIRST QUALITY LABORATORY		1,449	98	6%	1,547
BIOCERNA LLC	9	1,346	165	11%	1,520
UNIVERSITY OF ALABAMA AT BIRMINGHAM		1,469	48	3%	1,517
VRL EUROFINs		1,476	40	3%	1,516
PEDIATRIC HEALTH CARE ALLIANCE - NORTHDALe		1,384	132	9%	1,516
BAPTIST HEALTH SOUTH FLORIDA - KEY BISCANE URGENT CARE EXPRESS		1,303	188	13%	1,491
PARAMOUNT URGENT CARE VILLAGES		952	532	36%	1,484
INNOVATIVE TRANSFUSION MEDICINE, INC	11	1,291	175	12%	1,477
CAREMED CLINIC LLC	1	1,171	294	20%	1,466
BAPTIST HEALTHCARE - JAY HOSPITAL	3	1,086	373	26%	1,462
BROAD INSTITUTE CLINICAL SEQUENCING RESEARCH PLATFORM	13	1,395	49	3%	1,457
CAREFAST MURABELLA		967	490	34%	1,457
ADVANCE MEDICAL OF NAPLES		327	1,124	77%	1,451
NYU HOSPITALS CENTER CLINICAL LABORATORIES		1,398	46	3%	1,444
UHEALTH CLINIC AT WALGREENS		1,166	272	19%	1,438
UHEALTH DEERFIELD BEACH/UMSYLVESTER DEERFIELD BEACH LABORATORY	3	1,380	55	4%	1,438
QUICK CARE MED		1,142	295	21%	1,437
ST ANNES NURSING CENTER		1,404	31	2%	1,435
ADVENTHEALTH CENTRA CARE TRINITY		1,244	187	13%	1,431

# COVID-19: testing by laboratory

Data through Apr 10, 2021 verified as of Apr 11, 2021 at 09:25 AM

Data in this report are provisional and subject to change.

The numbers in the table below represent the number of Florida and non-Florida residents for whom test results were received by the Department of Health. A person can be tested by more than one laboratory and can have both positive and negative results. **Therefore, the sum of the numbers in each column will be larger than the total number of people tested.**

Reporting lab	Inconclusive	Negative	Positive	Percent positive	Total
SMA LAB	12	1,258	157	11%	1,427
TREASURE COAST MEDICAL ASSOCIATES INC		747	678	48%	1,425
PATIENTS CHOICE LABORATORIES		831	592	42%	1,423
PARAMOUNT URGENT CARE - CLERMONT		807	614	43%	1,421
TEMPUS CLINICAL LABORATORY	10	1,258	153	11%	1,421
COASTAL LABORATORIES	1	1,120	287	20%	1,408
MYTEST DIAGNOSTICS		1,332	68	5%	1,400
EUROFINS NTD, LLC		1,352	45	3%	1,397
PALM BAY HOSPITAL CLINICAL LABORATORY		1,014	376	27%	1,390
AMELIA EXPRESS CARE	1	772	616	44%	1,389
ABSOLUTE GENOMICS	2	1,152	217	16%	1,371
CREEKSIDE CARE CENTER	1	1,191	175	13%	1,367
ASCENSION ST VINCENT'S - SOUTHSIDE		1,308	49	4%	1,357
APALACHEE CORRECTIONAL INSTITUTION EAST UNIT		1,322	26	2%	1,348
VAVA PARTNERS LLC		528	819	61%	1,347
ADDICTION LABS OF AMERICA	3	1,236	79	6%	1,318
PRIMARY CARE SOUTH INC		857	459	35%	1,316
AMERICAN SCIENTIFIC LABORATORIES LLC		1,286	19	1%	1,305
XPRESS URGENT CARE	4	1,097	196	15%	1,297
HOLIDAY CVS LLC DBA CVS PHARMACY #5155		1,223	63	5%	1,286
NORTH VISTA HOSPITAL LABORATORY		1,088	189	15%	1,277
LAB24 INC	3	595	676	53%	1,274
PALM HARBOR PHARMACY		1,091	166	13%	1,257
NAPLES URGENT CARE	1	819	434	35%	1,254
STAGEZERO LIFE SCIENCES INC	4	1,138	104	8%	1,246
SOLARIS HEALTHCARE PALATKA		1,137	103	8%	1,240
NORTH FLORIDA PEDIATRICS-TALLAHASSEE	1	1,131	103	8%	1,235
ST PETERSBURG PEDIATRICS	1	1,112	118	10%	1,231
LPG COCONUT POINT		1,026	204	17%	1,230
ADVANCED DIAGNOSTIC LABORATORY		1,181	47	4%	1,228
PALM BEACH ATLANTIC UNIVERSITY		1,183	37	3%	1,220
USF MORSANI CENTER FOR ADVANCED HEALTH CARE		1,072	148	12%	1,220
PROJECT HEALTH INC	4	1,036	177	15%	1,217
CLINICORE		1,124	91	7%	1,215
PROFESSIONAL HEALTH EXAMINERS DBA PROHEALTH	1	984	224	19%	1,209
CARENOW URGENT CARE - FORT PIERCE		860	348	29%	1,208
NORTH FLORIDA PEDIATRICS - LAKE CITY		981	219	18%	1,200
EPN URGENT CARE NAPLES	2	792	405	34%	1,199
COASTAL PEDIATRIC GROUP		1,039	156	13%	1,195
ACCESS MEDICAL LABS		746	448	38%	1,194
GROWING TOGETHER PEDIATRICS LLC		1,127	64	5%	1,191
ARCPPOINT LABS OF CORAL SPRINGS FL		990	188	16%	1,178
PEDIATRICS OF CENTRAL FLORIDA PA	20	1,085	60	5%	1,165
PENSACOLA PEDIATRICS	4	911	236	21%	1,151
CATALYST WALK IN CLINIC		911	232	20%	1,143
COLLIER URGENT CARE CENTERS CREEKSIDE		1,000	137	12%	1,137

# COVID-19: testing by laboratory

Data through Apr 10, 2021 verified as of Apr 11, 2021 at 09:25 AM

Data in this report are provisional and subject to change.

The numbers in the table below represent the number of Florida and non-Florida residents for whom test results were received by the Department of Health. A person can be tested by more than one laboratory and can have both positive and negative results. **Therefore, the sum of the numbers in each column will be larger than the total number of people tested.**

Reporting lab	Inconclusive	Negative	Positive	Percent positive	Total
CAPSTONE HEALTHCARE		802	330	29%	1,132
VERITAS GENETICS	61	945	119	11%	1,125
STEWART REFERENCE LABORATORY	1	611	506	45%	1,118
EMERALD COAST PEDIATRICS		1,058	57	5%	1,115
TYNDALL AIR FORCE BASE		902	210	19%	1,112
GENEIQ		1,035	63	6%	1,098
XYZ LABORATORY	8	942	146	13%	1,096
PRIMARY CARE OF THE TREASURE COAST		950	134	12%	1,084
FISHERMENS HOSPITAL CLINICAL LAB		983	93	9%	1,076
PROFESSIONAL HEALTH EXAMINERS		925	147	14%	1,072
AMERICAN FAMILY CARE PENSACOLA WEST		533	533	50%	1,066
INTERLACHEN PEDIATRICS		1,024	41	4%	1,065
HENDRY REGIONAL MEDICAL CENTER CLINICAL LABORATORY		809	254	24%	1,063
CAPE CANAVERAL HOSPITAL		776	286	27%	1,062
RAINBOW RIVER MEDICAL LABORATORY		978	83	8%	1,061
INTERLACHEN PEDIATRICS PA		1,002	55	5%	1,057
MINUTECLINIC, LLC DBA MINUTECLINIC #4717		1,007	42	4%	1,049
LENCO MEDICAL LABORATORY		989	55	5%	1,044
EAST LAKE PEDIATRICS		919	123	12%	1,042
HALIFAX MEDICAL CENTER-PORT ORANGE LAB		880	147	14%	1,027
VRL EUROFINIS - DALLAS		996	13	1%	1,009
VERITOR		850	158	16%	1,008
SPEARHEAD MEDICAL		912	95	9%	1,007
PHAROS HEALTH		756	247	25%	1,003
THE HEALTH CENTER OF PLANT CITY		926	77	8%	1,003
WOODLANDS MEDICAL SPECIALISTS		741	262	26%	1,003
ADVENTHEALTH EXPRESS CARE AT WALGREENS		862	129	13%	991
LAKELAND REGIONAL HEALTH - PWC/OB		36	954	96%	990
NORTH FLORIDA PEDIATRICS PA - SUWANNEE	3	853	129	13%	985
NORTH OKALOOSA MEDICAL CENTER		622	340	35%	962
BAPTIST HEALTH - MD ANDERSON CANCER CENTER		956	5	1%	961
HISTOPATHOLOGY SERVICES, LLC		848	107	11%	955
MINUTE CLINIC INCORPORATE		919	35	4%	954
CHILDRENS MEDICAL ASSOCIATION		862	87	9%	949
COVANCE CLINICAL RESEARCH UNIT INC		922	26	3%	948
UNIVERSITY OF WEST FLORIDA STUDENT HEALTH SERVICES	1	820	127	13%	948
C.W. BILL YOUNG VA MEDICAL CENTER	1	21	923	98%	945
MOLECULAR TESTING LABS		852	89	9%	941
LOOP PEDIATRICS PA	3	789	148	16%	940
ENCOMPASS HEALTH		915	22	2%	937
INTEGRITY LABORATORIES, LLC	4	758	165	18%	927
TACACHALE CLINICAL LABORATORY	1	876	49	5%	926
NORTH SHORE LIJ URGENT CARE PC		868	54	6%	922
GENE TOX WORLDWIDE	60	736	125	14%	921
FAST TRACK URGENT CARE CENTER		4	915	100%	919
CVS HEALTH		720	194	21%	914

# COVID-19: testing by laboratory

Data through Apr 10, 2021 verified as of Apr 11, 2021 at 09:25 AM

Data in this report are provisional and subject to change.

The numbers in the table below represent the number of Florida and non-Florida residents for whom test results were received by the Department of Health. A person can be tested by more than one laboratory and can have both positive and negative results. **Therefore, the sum of the numbers in each column will be larger than the total number of people tested.**

Reporting lab	Inconclusive	Negative	Positive	Percent positive	Total
NORTH FLORIDA PEDIATRICS PA	2	795	115	13%	912
CONSULATE HEALTH CARE OF NEW PORT RICHEY	2	783	126	14%	911
VIERA HOSPITAL, INC		728	182	20%	910
CLARITY LABS		810	97	11%	907
DEPARTMENT OF CLINICAL LABS	1	880	20	2%	901
JACKSONVILLE BEACH PEDIATRIC CARE CENTER □		834	66	7%	900
LEE COUNTY EMERGENCY MEDICAL SERVICE	1	777	121	13%	899
NORTH FLORIDA MEDICAL GROUP		742	152	17%	894
BREVARD HEALTH ALLIANCE		613	278	31%	891
Point of Care Testing	1	125	761	86%	887
BREVARD HEALTH ALLIANCE INC, THE		828	50	6%	878
CYPRESS VILLAGE	1	851	25	3%	877
REDI MED LLC		710	166	19%	876
ALTAMONTE MD		661	214	24%	875
SPRING HILL HEALTH AND REHABILITATION CENTER		837	25	3%	862
24 HOUR PEDIATRIC CARE CENTER	4	799	59	7%	862
DOCTOR'S MEMORIAL HOSPITAL		694	165	19%	859
NCHMD, INC SOUTHEAST IMMEDIATE CARE		668	190	22%	858
COASTAL PHYSICIANS, LLC		694	164	19%	858
BETHESDA HEALTH URGENT CARE		727	131	15%	858
MEDLAB DIAGNOSTICS, LLC		791	60	7%	851
SOLARIS HEALTHCARE CHARLOTTE HARBOR		795	50	6%	845
PALM GARDEN OF PORT SAINT LUCIE		835	10	1%	845
CRUCIAL CARE EMERGENCY MEDICINE DOCTORS		675	169	20%	844
Tampa Lakes Health and Rehabilitation Center	2	769	73	9%	844
AUGUSTUS LABS LLC		696	147	17%	843
FAMILY HEALTH CENTERS OF SWF LABS	2	737	102	12%	841
MINUTECLINIC LLC, #10357		829	6	1%	835
CENTRAL FLORIDA HEALTH CARE INC		714	118	14%	832
CARE ONE OF FLORIDA LLC		576	256	31%	832
EAST LAKE PEDIATRICS PA		754	75	9%	829
CALHOUN LIBERTY HOSPITAL		664	163	20%	827
ANY LAB TEST NOW	1	560	260	32%	821
PEBBLEBROOK PHARMACY	1	689	129	16%	819
PALACE NURSING HOME & REHAB CENTER		780	38	5%	818
FAMILY HEALTH CENTERS OF SOUTHWEST FLORIDA INC		729	89	11%	818
FLORIDA HOSPITAL ORLANDO		743	74	9%	817
PRIMARY CARE SERVICES AT ST ANDREWS ESTATES		815	1	0%	816
CLINICAL PATHOLOGY LABS INC		733	82	10%	815
ASAP LABS LLC	7	655	151	19%	813
FG RAPID RESULTS	5	470	336	41%	811
LIFE CARE CENTER OF NEW PORT RICHEY		774	37	5%	811
ASCENSION ST VINCENT'S - CLAY		775	35	4%	810
PRIMARY CARE SERVICES AT INDIAN RIVER ESTATES		784	25	3%	809
MIDWAY SPECIALLY CARE CENTER	1	584	222	28%	807
FLORIDA GULF COAST UNIVERSITY		614	192	24%	806

# COVID-19: testing by laboratory

Data through Apr 10, 2021 verified as of Apr 11, 2021 at 09:25 AM

Data in this report are provisional and subject to change.

The numbers in the table below represent the number of Florida and non-Florida residents for whom test results were received by the Department of Health. A person can be tested by more than one laboratory and can have both positive and negative results. **Therefore, the sum of the numbers in each column will be larger than the total number of people tested.**

Reporting lab	Inconclusive	Negative	Positive	Percent positive	Total
Fernandina Beach Rehabilitation and Nursing Center	1	782	19	2%	802
LAB DOCTOR		705	96	12%	801
AMERICAN MEDICAL RESPONSE		793	8	1%	801
DYNIX DIAGNOSTICS	2	528	269	34%	799
GOLDEN GATE FAMILY CLINIC		332	467	58%	799
NITE LITE PEDIATRICS		234	564	71%	798
TELESCOPE HEALTH LLC	4	671	121	15%	796
NONE		308	487	61%	795
FLAGLER COUNTY HEALTH DEPARTMENT	3	614	177	22%	794
Victoria Nursing and Rehabilitation Center		735	54	7%	789
BERNHARDT LABORATORIES	2	711	76	10%	789
VITAS HEALTHCARE CORPORATION OF FLA	1	776	5	1%	782
POINT WASHINGTON MEDICAL CLINIC	1	571	208	27%	780
DAIRY ROAD URGENT CARE	2	643	134	17%	779
SOUTHEAST ALABAMA MEDICAL CENT		717	56	7%	773
EXPRESS PHARMACY		714	57	7%	771
VENICE REGIONAL BAYFRONT HEALTH (PULMONARY)		637	130	17%	767
MACDILL AIR FORCE BASE		713	51	7%	764
KENDALL HEALTHCARE PROPERTIES DBA	2	733	28	4%	763
AFC URGENT CARE CLEARWATER	1	171	588	77%	760
ETHOS WELLNESS PHARMACY		708	48	6%	756
GULF COAST VILLAGE		716	40	5%	756
WILLOWBROOKE COURT AT EDGEWATER POINTE ESTATES		747	9	1%	756
NORTHEAST FLORIDA NEUROLOGY CLINICS, INC		637	113	15%	750
MOORINGS PARK INSTITUTE, INC, THE		722	28	4%	750
PENSACOLA PEDIATRICS PA - TIGER POINT	22	718	8	1%	748
ORLANDO HEALTH AND REHAB CENTER		700	44	6%	744
SANTA ROSA MEDICAL GROUP		575	167	23%	742
ADVENT HEALTH LAB - ORLANDO		434	306	41%	740
PHYSICIANS STAT LAB INC		647	90	12%	737
PEDIATRIC HEALTHCARE ALLIANCE		695	42	6%	737
MAIN STREET MEDICAL CENTER		208	528	72%	736
PALM GARDEN OF VERO BEACH		687	46	6%	733
CITY MEDICAL OF NEW JERSEY, PC		657	68	9%	725
RESTORE HEALTH URGENT CARE		579	144	20%	723
BOND AND STEELE CLINIC PA		515	205	28%	720
Crestview Rehabilitation Center	5	583	129	18%	717
DISNEY COVID TEST SITE		703	14	2%	717
MEDICAL CENTER OF DELTONA, INC		611	105	15%	716
BOCA GRANDE HEALTH CLINIC		676	38	5%	714
ADVENTHEALTH MEDICAL GROUP PROMPT CARE		506	207	29%	713
LIFE CARE CENTER OF PENSACOLA		657	49	7%	706
GRAND COURT TAMPA		701	4	1%	705
WHITE-WILSON MEDICAL CENTER - FORT WALTON BEACH		680	23	3%	703
MOUNT SINAI LABORATORY		668	33	5%	701
CARITHERS PEDIATRIC GROUP		644	55	8%	699

# COVID-19: testing by laboratory

Data through Apr 10, 2021 verified as of Apr 11, 2021 at 09:25 AM

Data in this report are provisional and subject to change.

The numbers in the table below represent the number of Florida and non-Florida residents for whom test results were received by the Department of Health. A person can be tested by more than one laboratory and can have both positive and negative results. **Therefore, the sum of the numbers in each column will be larger than the total number of people tested.**

Reporting lab	Inconclusive	Negative	Positive	Percent positive	Total
PREMIER MEDICAL LABORATORY SERVICES	2	468	225	32%	695
BOND CLINIC PA PEDIATRICS DEPT		643	50	7%	693
ORANGE BLOSSOM FAMILY HEALTH		657	35	5%	692
J AND G MEDICAL GROUP LLC		570	120	17%	690
NORTH FL SOUTH GA HCS-LAKE CITY		676	14	2%	690
LIFE CARE CENTER OF ORANGE PARK		657	32	5%	689
BUFFALO CROSSING HEALTHCARE & REHABILITATION CTR		670	16	2%	686
GULF COAST MOLECULAR LABORATORIES	13	566	104	15%	683
NCH HEALTHCARE SYSTEM MICROBIOLOGY LAB		2	681	100%	683
SUWANNEE HEALTH AND REHABILITATION CENTER		677	5	1%	682
THE PRESERVE		668	10	1%	678
JOHN KNOX VILLAGE HEALTH CENTER		652	26	4%	678
NATURE COAST MEDICAL GROUP		561	115	17%	676
MEDICAL FP - WHOLE FAMILY HEALTH CENTER		556	120	18%	676
TREE HOUSE PEDIATRICS PLLC		606	67	10%	673
PEDIATRIC HEALTHCARE ALLIANCE PA		620	52	8%	672
MEDONE URGENT CARE CENTER		449	223	33%	672
MINI ER ADULT AND PEDIATRIC URGENT CARE		574	98	15%	672
FORT MYERS INTERNAL MEDICINE, LLC		604	65	10%	669
WHITE WILSON MEDICAL CENTER PA - NAVARRE		545	122	18%	667
VETERANS AFFAIRS MEDICAL CENTER	1	44	617	93%	662
DIAMOND RIDGE HEALTH AND REHABILITATION		627	35	5%	662
ST JOHN'S NURSING CENTER		637	24	4%	661
MANOR PINES CONVALESCENT CENTER LLC	1	638	22	3%	661
MANOR CARE HEALTH SERVICES - FT MYERS		633	26	4%	659
CLEWISTON NURSING AND REHABILITATION CENTER		644	14	2%	658
POINT OF CARE TESTING SITE		630	26	4%	656
BALDWIN PEDIATRICS	1	624	30	5%	655
ARTHREX MEDICAL CENTER	1	529	125	19%	655
CLINICAL ENTERPRISE, INC		634	21	3%	655
HOLMES REGIONAL MEDICAL CENTER		11	643	98%	654
EDEN SPRINGS NURSING AND REHAB CENTER		542	111	17%	653
GOLDEN GLADES NURSING & REHABILITATION CTR		633	18	3%	651
MAVERICK LABS		461	188	29%	649
NCH HEALTHCARE BONITA		508	138	21%	646
MID-FLORIDA PATHOLOGY		480	164	25%	644
LIFE CARE CENTER OF HILLIARD		621	22	3%	643
WILLOW BROOKE COURT AT INDIAN RIVER ESTATES		598	44	7%	642
MEDONE URGENT CARE AT ST. AUGUSTINE		216	426	66%	642
BHA CENTRAL COUNTY CLINIC		568	74	12%	642
PALM GARDEN OF CLEARWATER		623	18	3%	641
MILLER BIOCONNECT		574	63	10%	637
VITAS HEALTHCARE CORP OF CENTRAL FL		611	25	4%	636
MAYFLOWER ASSISTED LIVING		627	7	1%	634
Signature HealthCare Center of Waterford		599	35	6%	634
PHYSICIANS PRIMARY CARE LAB	1	552	77	12%	630



# COVID-19: testing by laboratory

Data through Apr 10, 2021 verified as of Apr 11, 2021 at 09:25 AM

Data in this report are provisional and subject to change.

The numbers in the table below represent the number of Florida and non-Florida residents for whom test results were received by the Department of Health. A person can be tested by more than one laboratory and can have both positive and negative results. **Therefore, the sum of the numbers in each column will be larger than the total number of people tested.**

Reporting lab	Inconclusive	Negative	Positive	Percent positive	Total
WATSON THERAPEUTICS INC	1	592	33	5%	626
EMERALD SHORES HEALTH AND REHABILITATION		526	97	16%	623
OCALA FAMILY MEDICAL CENTER INC	2	540	77	12%	619
SEBASTIAN RIVER MEDICAL CENTER	2	441	174	28%	617
NSPIRE HEALTHCARE MIAMI LAKES	8	594	15	2%	617
VETERANS AFFAIRS MEDICAL CENTER - JAMES A HALEY			616	100%	616
CHILDRENS CLINIC WEST FLORIDA PEDIATRICS		564	52	8%	616
RAINBOW PEDIATRIC CENTER PA		576	38	6%	614
CLIFFORD CHESTER SIMS STATE VETERANS		601	12	2%	613
HOLY CROSS HOSPITAL		12	598	98%	610
SABAL PALMS HEALTH AND REHAB		557	52	9%	609
CONSULATE HEALTHCARE OF VERO BEACH	14	512	83	14%	609
SOUTHERN OAKS CARE CENTER	1	565	37	6%	603
PATIENTS FIRST - MAHAN DRIVE		164	436	73%	600
DASCENA, INC	3	537	60	10%	600
PALM GARDEN OF TAMPA		570	29	5%	599
CONTINENTAL CLINICAL RESEARCH, LLC		531	63	11%	594
BAPTIST PRIMARY CARE	2	475	115	19%	592
BROOKDALE FORT MYERS CYPRESS LAKE		590	2	0%	592
LIFEBRITE	2	375	214	36%	591
HMA SANTA ROSA MEDICAL CENTER LLC DBA		469	122	21%	591
BALDOMERO LOPEZ STATE VETERANS NURSING HOME	2	584	4	1%	590
MANOR CARE NURSING CENTER OF SARASOTA FL LLC		503	87	15%	590
EXPRESS URGENT CARE LLC		1	588	100%	589
VALENCIA HILLS HEALTH AND REHABILITATION CENTER		574	14	2%	588
THERADOC		152	436	74%	588
CHILDRENS MEDICAL ASSOCIATION PA		520	67	11%	587
SEMINOLE NURSING PAVILION		577	8	1%	585
AMERICA'S PHARMACY LLC		515	70	12%	585
SHORELINE PHYSICIAN GROUP		364	219	38%	583
SOLARIS HEALTHCARE LAKE CITY		482	101	17%	583
DXTERITY DIAGNOSTICS	2	544	36	6%	582
Plantation Bay Rehabilitation Center		557	24	4%	581
HEARTLAND PEDIATRICS OF LAKE WALES		525	56	10%	581
BRISTOL AT TAMPA, THE	4	566	9	2%	579
SHORE ACRES CARE CENTER		538	40	7%	578
HARBOUR HEALTH CENTER		561	17	3%	578
SIGNATURE HEALTHCARE OF BROOKWOOD GARDENS		570	8	1%	578
PIONEER CLINICAL LAB LLC		470	107	19%	577
VILLA MARIA NURSING & REHAB CENTER INC	1	560	14	2%	575
QUOTIENT SCIENCES		558	17	3%	575
AFC URGENT CARE FAMILY CARE			575	100%	575
DAVITA LABORATORY		471	104	18%	575
PALM GARDEN OF OCALA		475	98	17%	573
TENNESSEE DOH - NASHVILLE	2	504	66	12%	572
MEDICAL VB		451	121	21%	572



# COVID-19: testing by laboratory

Data through Apr 10, 2021 verified as of Apr 11, 2021 at 09:25 AM

Data in this report are provisional and subject to change.

The numbers in the table below represent the number of Florida and non-Florida residents for whom test results were received by the Department of Health. A person can be tested by more than one laboratory and can have both positive and negative results. **Therefore, the sum of the numbers in each column will be larger than the total number of people tested.**

Reporting lab	Inconclusive	Negative	Positive	Percent positive	Total
PALMETTO FAMILY HEALTHCARE	1	369	199	35%	569
PRINCIPLE LABORATORY	8	550	7	1%	565
CHURCH OF SCIENTOLOGY FLAG SERVICE ORGANIZATION		551	14	2%	565
PREMIER MEDICAL CENTER LLC	11	523	28	5%	562
ECCOLAB GROUP	1	148	413	73%	562
MICHAEL A MIDDLETON MD PA□		532	29	5%	561
UNIVERSITY OF TAMPA INC, THE		545	15	3%	560
FOUNTAIN MANOR HEALTH AND REHAB CENTER	1	533	20	4%	554
PALM GARDEN OF JACKSONVILLE□	2	471	80	14%	553
The Sands at South Beach		549	4	1%	553
HEALTH CENTER AT BRENTWOOD	1	506	46	8%	553
NEMOURS CHILDREN'S HOSPITAL		453	98	18%	551
RUSKIN HEALTH CENTER		337	214	39%	551
VETERANS AFFAIRS MEDICAL CENTER - GAINESVILLE		3	547	99%	550
INTERNAL MEDICINE & PEDIATRICS OF TAMPA BAY PA		475	75	14%	550
DOH - INDIAN RIVER		459	89	16%	548
VETERANS AFFAIRS MEDICAL CENTER - BAY PINES		18	529	97%	547
VITAE DIAGNOSTICS		534	13	2%	547
WELL-BEING MEDICAL CENTER PLLC		497	49	9%	546
MANOR OAKS NURSING & REHAB CENTER	5	539	2	0%	546
NCF DIAGNOSTICS & DNA TECHNOLOGIES	15	213	318	58%	546
ADVENT HEALTH - DELTONA ER		457	87	16%	544
COASTAL URGENT CARE		428	116	21%	544
FLORIDA HOSPITAL WAUCHULA		401	142	26%	543
HOPE HOSPICE AND COMMUNITY SERVICES INC	14	509	20	4%	543
DOCTORS CENTER,THE		432	111	20%	543
NAPLES CHILDREN'S URGENT CARE		477	66	12%	543
FHMG FLORIDA HOSPITAL MEDICAL GROUP		501	42	8%	543
NEW YORK HOSPITAL LABORATORIES	1	527	14	3%	542
AFC URGENT CARE SEMINOLE	1		540	100%	541
The Manor at Blue Water Bay		480	60	11%	540
FLORIDA DEPARTMENT OF HEALTH IN CALHOUN COUNTY		408	132	24%	540
FLORIDA HOSPITAL MEDICAL GROUP		322	217	40%	539
FIRST CHOICE PEDIATRICS		434	103	19%	537
AFC URGENT CARE		149	388	72%	537
ARCPPOINTS LABS		469	67	13%	536
AFC URGENT CARE TYRONE		4	531	99%	535
MEMORIAL PEMBROKE 24/7 CARE CENTER		410	123	23%	533
RICARDO NAVARRO DO PA		459	73	14%	532
FLOMEDILAB		300	230	43%	530
URGENT CARE EXPRESS LLC		198	330	63%	528
MED FAST URGENT CARE CENTER		260	268	51%	528
MEDICAL CENTER CLINIC-IMMEDIATE CARE	1	423	104	20%	528
WEST GABLES HEALTH CARE CENTER		516	11	2%	527
RIVER GARDEN HEBREW HOME FOR THE AGED		469	56	11%	525
JACKSON MEMORIAL PERDUE MEDICAL CENTER		497	27	5%	524

# COVID-19: testing by laboratory

Data through Apr 10, 2021 verified as of Apr 11, 2021 at 09:25 AM

Data in this report are provisional and subject to change.

The numbers in the table below represent the number of Florida and non-Florida residents for whom test results were received by the Department of Health. A person can be tested by more than one laboratory and can have both positive and negative results. **Therefore, the sum of the numbers in each column will be larger than the total number of people tested.**

Reporting lab	Inconclusive	Negative	Positive	Percent positive	Total
SOUTHERN LABORATORY SERVICES OF NWF		485	38	7%	523
CITRUS NURSING CENTER LLC		474	47	9%	521
JACKSON MEMORIAL LONG TERM CARE CENTER		490	30	6%	520
DBI HEALTH INC		502	15	3%	517
NURSING PLUS OF BROWARD LLC	1	492	22	4%	515
MEDFAST URGENT CARE CENTERS		231	283	55%	514
LAUDERDALE NURSING CENTER LLC	1	494	19	4%	514
FLORIDA DEPARTMENT OF HEALTH CLAY COUNTY	1	415	98	19%	514
ENZO CLINICAL LABS INC	3	485	25	5%	513
6TH MEDICAL GROUP - MCDILL AFB	1	476	36	7%	513
STEWART SEBASTIAN RIVER MEDICAL CENTER		456	56	11%	512
THE PALACE AT HOMESTEAD	1	491	20	4%	512
Good Samaritan Society Kissimmee Village		446	65	13%	511
HILLCREST HEALTH CARE & REHABILITATION CENTER	3	491	15	3%	509
ST CLOUD REGIONAL MEDICAL CENTER CLINICAL LAB		394	113	22%	507
LIFE CARE CENTER OF PALM BAY□		478	28	6%	506
Palm Garden of Largo		502	4	1%	506
LITTLE PINE PEDIATRICS PLLC	3	442	61	12%	506
BROWARD PARTNERSHIP	6	492	8	2%	506
SUSANNA WESLEY HEALTH CENTER		467	37	7%	504
BENTON PEDIATRICS INC		451	53	11%	504
CARENOW	2	283	217	43%	502
CHAUTAUQUA REHABILITATION AND NURSING CENTER		490	10	2%	500
HERON POINTE HEALTH AND REHABILITATION	1	496	3	1%	500
ORLANDO HEALTH CENTER FOR REHABILITATION		485	14	3%	499
SAINTS 120 LLC	1	464	34	7%	499
CLINICAL PATHOLOGY LABS		388	111	22%	499
SUNSHINE URGENT CARE LLC		346	152	31%	498
MANOR AT CARPENTERS		465	32	6%	497
GANDY CROSSING CARE CENTER	1	478	16	3%	495
PW WINDERMERE SUBTENANT LLC		492	2	0%	494
PARKLANDS FACILITY INC	4	447	42	9%	493
ASCEND CLINICAL	7	415	71	14%	493
PALM GARDEN OF WINTER HAVEN	3	473	16	3%	492
HOSPICE OF THE FLORIDA SUNCOAST,THE		488	3	1%	491
SANDBAY URGENT CARE		396	95	19%	491
FLO-MEDILAB SERVICES LLC		194	296	60%	490
ANCIENT CITY PEDIATRICS	1	468	18	4%	487
E-LAB OF FLORIDA		439	47	10%	486
CARE ONE OF FLORIDA	1	336	148	31%	485
SOLARIS HEALTHCARE OSCEOLA		460	24	5%	484
GOOD SAMARITAN CENTER		480	3	1%	483
NORTH FLORIDA RETIREMENT VILLAGE		479	3	1%	482
HARTS HARBOR HEALTH CARE CENTER		457	24	5%	481
Solaris Healthcare Daytona	2	432	47	10%	481
Quest Diag Unspecifd	1	320	159	33%	480

# COVID-19: testing by laboratory

Data through Apr 10, 2021 verified as of Apr 11, 2021 at 09:25 AM

Data in this report are provisional and subject to change.

The numbers in the table below represent the number of Florida and non-Florida residents for whom test results were received by the Department of Health. A person can be tested by more than one laboratory and can have both positive and negative results. **Therefore, the sum of the numbers in each column will be larger than the total number of people tested.**

Reporting lab	Inconclusive	Negative	Positive	Percent positive	Total
PALM GARDEN OF ORLANDO		446	34	7%	480
FAIRWAY OAKS CENTER LLC	6	468	6	1%	480
MAGNOLIA FAMILY URGENT CARE		433	46	10%	479
NEW PLANT CITY FAMILY CARE	1	260	218	46%	479
Colonial Lakes Health Care		434	45	9%	479
ADVENTHEALTH MEDICAL GROUP PROMPT CAR	1	348	130	27%	479
Cypress Cove Care Center		377	100	21%	477
NAVAL HOSPITAL - JACKSONVILLE		137	340	71%	477
MOBILE MEDICAL ASSOCIATES PL	17	408	52	11%	477
MEDIPATH		51	426	89%	477
MEMPHIS PATHOLOGY LABORATORY	5	448	23	5%	476
ADVENTHEALTH EXPRESS CARE AT WALGREENS 49TH STREET		405	71	15%	476
CONSULATE HEALTH CARE OF BAYONET POINT	4	463	7	1%	474
NEW YORK PRESBYTERIAN - CUMC CLINICAL		453	18	4%	471
ORLANDO VA MEDICAL CENTER			469	100%	469
NTD_EUROFINS_AIMS		429	40	9%	469
MEDSCAN LABORATORY INC	1	253	214	46%	468
ADDINGTON PLACE AT WELLINGTON GREEN		458	10	2%	468
WILLISTON CARE CENTER		403	63	14%	466
BROOKDALE PALMER RANCH	1	407	57	12%	465
EPN URGENT CARE		83	382	82%	465
APLS SERVICES LLC D/B/A CLEAR DIAGNOSTICS	13	443	8	2%	464
ELLENTON PEDIATRICS		445	19	4%	464
STARKE FAMILY MEDICAL CENTER		373	89	19%	462
THE PALACE MANAGEMENT - THE PALACE AT CORAL GABLES		458	3	1%	461
FLORIDA HOSPITAL HEARTLAND MED CTR LAKE PLACID		355	105	23%	460
TIDEWELL HOSPICE INC	2	451	7	2%	460
Darcy Hall Of Life Care		446	13	3%	459
ABBEY DELRAY		452	6	1%	458
VITAS LUTHERAN TOWERS INPATIENT PROGRAM		394	64	14%	458
MOOSEHAVEN HEALTH CENTER		414	43	9%	457
ADVENT HEALTH - WESTCHASE ER		393	63	14%	456
ASSOCIATESMD MEDICAL GROUP INC		389	66	15%	455
TRINITY REGIONAL REHAB CENTER		436	19	4%	455
CLARIDGE HOUSE NURSING CENTER		437	18	4%	455
EMERALD COAST PEDIATRICS & ADOL		391	63	14%	454
Ocala Health and Rehabilitation Center		433	21	5%	454
Solaris HealthCare Windermere		422	32	7%	454
BONIFAY NURSING AND REHAB CENTER		422	31	7%	453
PORT SAINT LUCIE HOSPITAL		443	9	2%	452
Q ANSWER LAB	1	392	59	13%	452
BROOKSVILLE HEALTHCARE CENTER LLC		438	13	3%	451
BAPTIST PRIMARY CARE, INC		419	30	7%	449
Parkview Rehabilitation Center at Winter Park		439	10	2%	449
HEALTHY STEPS PEDIATRICS		402	47	10%	449
VITAS HEALTHCARE CORPORATION		442	5	1%	447

# COVID-19: testing by laboratory

Data through Apr 10, 2021 verified as of Apr 11, 2021 at 09:25 AM

Data in this report are provisional and subject to change.

The numbers in the table below represent the number of Florida and non-Florida residents for whom test results were received by the Department of Health. A person can be tested by more than one laboratory and can have both positive and negative results. **Therefore, the sum of the numbers in each column will be larger than the total number of people tested.**

Reporting lab	Inconclusive	Negative	Positive	Percent positive	Total
DIAMOND RIDGE HEALTH AND REHABILITATION CENTER		424	22	5%	446
Santa Rosa Center for Rehabilitation and Healing		375	71	16%	446
SMA SPECIALTY MEDICAL LAB		120	325	73%	445
SOLARIS HEALTHCARE MERRITT ISLAND		399	46	10%	445
THE SPRINGS AT BOCA CIEGA BAY		432	11	2%	443
ADVENT HEALTH - TIMBERRIDGE ER		373	70	16%	443
NORTH FLORIDA REHABILITATION & SPECIALTY CARE		436	6	1%	442
PINES OF SARASOTA		434	8	2%	442
CLERMONT HEALTH AND REHABILITATION CENTER		409	32	7%	441
PEDIATRICS BY THE SEA		422	19	4%	441
AMEERAH LABS, LLC	2	355	84	19%	441
UNIVERSITY OF TAMPA STUDENT HEALTH AND SHC CLINICAL LABORATORY		278	162	37%	440
EMERITUS AT NAPLES	2	437	1	0%	440
ST ANDREWS BAY SKILLED NURSING &		378	61	14%	439
KINDRED HOSPITAL	10	407	21	5%	438
UNIVERSITY OF CENTRAL FLORIDA HEALTH SERVICES		424	14	3%	438
PRO HEALTH		188	248	57%	436
Bardmoor Oaks Healthcare and Rehabilitation Center		422	14	3%	436
ROLLINS COLLEGE WELLNESS CENTER		130	306	70%	436
Manatee Springs Rehabilitation and Nursing Center		414	20	5%	434
DIGNITY HEALING, LLC		418	15	3%	433
APP-UNIPATH, LLC	2	416	15	3%	433
PLANT CITY PEDIATRICS	1	348	84	19%	433
AVECINA MEDICAL JULINGTON	1	240	189	44%	430
FLORIDA DEPT OF HEALTH IN BREVARD COUNTY	3	364	63	15%	430
SOLARIS HEALTHCARE BAYONET POINT		412	17	4%	429
Life Care Center of Punta Gorda	1	414	14	3%	429
INDIAN RIVER CTR, LLC		376	52	12%	428
TREASURE COAST COMMUNITY HEALTH	3	354	71	17%	428
ABBOTT DIAGNOSTICS		408	18	4%	426
FLORIDA DEPARTMENT OF HEALTH IN LIBERTY COUNTY	3	324	97	23%	424
PALM GARDEN OF WEST PALM BEACH	4	405	15	4%	424
QUALITOX LABORATORIES		242	181	43%	423
FAMILY CARE PARTNERS OF NORTHEAST FLORIDA LLC		346	77	18%	423
Destin Healthcare and Rehabilitation Center	1	381	40	9%	422
LEHIGH REGIONAL MEDICAL CENTER LAB	2	372	47	11%	421
AYERS HEALTH & REHABILITATION CENTER		413	7	2%	420
GARCIA CLINICAL LABORATORY		28	392	93%	420
ORCHARD PARK HEALTH & REHABILITATION		415	5	1%	420
HEALTHWORKS MED GROUP OF FLORIDA PA	3	401	9	2%	413
WATERMARK LAKE POINTE WOODS LLC		394	18	4%	412
BLOUNTSTOWN REHABILITATION CENTER LLC		306	106	26%	412
ENCOMPASS HEALTH REHABILITATION HOSPITAL OF SUNRISE	8	397	7	2%	412
WHITE-WILSON MEDICAL CENTER - NICEVILLE		364	47	11%	411
MINUTECLINIC LLC #3671		366	44	11%	410
ST PETERSBURG PEDIATRICS-PARK BLVD		373	37	9%	410

# COVID-19: testing by laboratory

Data through Apr 10, 2021 verified as of Apr 11, 2021 at 09:25 AM

Data in this report are provisional and subject to change.

The numbers in the table below represent the number of Florida and non-Florida residents for whom test results were received by the Department of Health. A person can be tested by more than one laboratory and can have both positive and negative results. **Therefore, the sum of the numbers in each column will be larger than the total number of people tested.**

Reporting lab	Inconclusive	Negative	Positive	Percent positive	Total
WELL HEALTH WORKS	1	363	46	11%	410
Bayside Care Center	1	389	20	5%	410
Timberridge Center for Rehabilitation and Healing		375	35	9%	410
FLORIDA DEPARTMENT OF HEALTH		360	50	12%	410
AMBULATORY SURGERY CENTER OF BOCA RATON LTD		406	4	1%	410
VILLAGE DOCTORS OF KEYSTONE		326	84	20%	410
PALMS OF SEBRING		372	37	9%	409
JAMES A HALEY VETERANS HOSPITAL			409	100%	409
AVANTE AT OCALA INC	2	375	31	8%	408
BROOKDALE LAKE TAVARES		402	6	1%	408
DIAGNOSTIC & CLINICAL CARE SERVICES INC DBA		326	82	20%	408
TIDE LABORATORIES		362	45	11%	407
Consulate Health Care of North Fort Myers		394	13	3%	407
Life Care Center of Ocala		336	69	17%	405
BRIDGEWATER PARK HEALTH AND REHAB		374	31	8%	405
SUNLAND MARIANNA COX MEDICAL CENTER		362	43	11%	405
TRI-COUNTY NURSING AND REHABILITATION CENTER INC		389	15	4%	404
MANORCARE HEALTH SERVICES - VENICE		348	56	14%	404
SEASIDE HEALTH AND REHABILITATION CENTER		345	58	14%	403
FAMILY EXPRESS URGENT CARE		5	397	99%	402
MANOR CARE OF BOYNTON BEACH LLC		378	24	6%	402
PruittHealth Panama City	1	335	64	16%	400
ST PETERSBURG PEDIATRICS-SEMINOLE BLVD		329	71	18%	400
ATLANTIC SHORES NURSING AND REHAB CENTER	1	388	10	3%	399
LIFE CARE CENTER OF WINTER HAVEN		381	18	5%	399
LIFE CARE PONTE VEDRA INC		388	11	3%	399
PEDIATRICS IN BREVARD PA		343	56	14%	399
ADVENTHEALTH EXPRESS CARE AT		326	72	18%	398
PALM BEACH COUNTY FIREFIGHTERS HEALTH CLINIC, LLC		337	60	15%	397
TUSKAWILLA NURSING AND REHAB CENTER	2	388	7	2%	397
MINI ER AND URGENT CARE		289	105	27%	394
NATIONS BEST FAMILY HEALTH CARE		213	180	46%	393
HCSO OCCUPATIONAL HEALTH AND WELLNESS CENTER		314	78	20%	392
ORCHARD RIDGE CARE AND REHABILITATION CENTER		373	19	5%	392
UR MEDICINE LABS- CENTRAL LABORATORY		367	24	6%	391
PENSACOLA PEDIATRICS - PACE		377	13	3%	390
FLORIDA HEART & VASCULAR MULTISPECIALTY GROUP PA		288	102	26%	390
BARBER		13	376	97%	389
SAMANTHA WILSON CARE CENTER	4	373	11	3%	388
HOLISTIX TREATMENT CENTERS		376	10	3%	386
Bay Breeze Senior Living and Rehabilitation Center		333	53	14%	386
PEDIATRIC ASSOCIATES OF OCALA PA		349	36	9%	385
THE VILLAGES REGIONAL HOSPITAL FREESTANDING		342	42	11%	384
ONESTOP MEDICAL AND URGENT CARE LLC		335	49	13%	384
WALGREENS 3173		349	34	9%	383
Stacey Health Care Centers Inc. dba Riverside Care Center		353	30	8%	383

# COVID-19: testing by laboratory

Data through Apr 10, 2021 verified as of Apr 11, 2021 at 09:25 AM

Data in this report are provisional and subject to change.

The numbers in the table below represent the number of Florida and non-Florida residents for whom test results were received by the Department of Health. A person can be tested by more than one laboratory and can have both positive and negative results. **Therefore, the sum of the numbers in each column will be larger than the total number of people tested.**

Reporting lab	Inconclusive	Negative	Positive	Percent positive	Total
AZALEA TRACE PHYSICIAN SERVICES		378	5	1%	383
ELMCROFT PINECREST	1	355	27	7%	383
BOULEVARD REHABILITATION CENTER		366	15	4%	381
University Crossing		380	1	0%	381
BROOKDALE PADDOCK HILLS	2	377	2	1%	381
SERENADES IN THE VILLAGES		327	53	14%	380
SEA BREEZE REHAB AND NURSING CENTER		370	9	2%	379
OKEECHOBEE COUNTY HEALTH DEPT	1	271	107	28%	379
BARTON HEALTH ALLIANCE	3	331	45	12%	379
ORLANDO ORTHOPAEDIC OUTPATIENT SURGERY CENTER LLC		376	3	1%	379
SPECIALTY HEALTH AND REHABILITATION CENTER		352	25	7%	377
HARDEE MANOR HEALTH CARE CENTER	1	373	3	1%	377
HEALTH PARK CARE CENTER		370	7	2%	377
BAYA PHARMACY WEST		8	368	98%	376
SIGNATURE HEALTHCARE OF NORTH FLORIDA		371	4	1%	375
FAIR HAVENS CENTER, OPCO		368	7	2%	375
HEALTH CENTRAL PARK		309	66	18%	375
ACCESS MEDICAL CENTER	1	344	29	8%	374
TAMARAC REHABILITATION & HEALTH CENTER		369	5	1%	374
FLORIDA STATE HOSPITAL CLINICAL LABORATORY		370	3	1%	373
ROSEWOOD HEALTH AND REHABILITATION CENTER		350	23	6%	373
SABAL DIRECT PRIMARY CARE, PA		306	67	18%	373
HENDRY REGIONAL MEDICAL CENTER		107	265	71%	372
HARDEE COUNTY HEALTH DEPARTMENT		298	74	20%	372
URGENT CARE BETHESDA	1	318	52	14%	371
AVANTE AT MT DORA		364	7	2%	371
PEDIATRIC HEALTH CARE ALLIANCE, PA		331	39	11%	370
OCEAN VIEW NURSING AND REHAB CENTER		349	21	6%	370
INFORM DIAGNOSTICS		361	9	2%	370
solaris Healthcare Parkway	2	350	17	5%	369
ADVENT HEALTH - TAMPA		148	221	60%	369
VETERANS AFFAIRS MEDICAL CENTER - LAKE CITY		52	315	86%	367
TRENTON MEDICAL CENTER INC DBA PALMS MEDICAL GROUP	4	270	93	25%	367
BAY VILLAGE OF SARASOTA INC		364	3	1%	367
EPWORTH VILLAGE RETIREMENT COMMUNITY		361	6	2%	367
VILLAGE DOCTORS FAMILY MEDICAL CENTER OF		302	64	17%	366
PENSACOLA PEDIATRICS, PA		349	17	5%	366
Coastal Health and Rehabilitation Center		354	11	3%	365
MADISON FACILITY INC		357	7	2%	364
EXCEL PEDIATRICS		307	56	15%	363
BAPTIST PRIMARY CARE INC	1	335	27	7%	363
SPRINGTREE REHAB & HEALTH CARE CENTER		338	24	7%	362
24/7 PEDIATRIC CARE CENTERS INC		340	21	6%	361
CORAL TRACE HEALTH CARE	2	353	5	1%	360
COLOR GENOMICS, INC.	2	351	6	2%	359
SANFORD LABORATORIES		332	26	7%	358

# COVID-19: testing by laboratory

Data through Apr 10, 2021 verified as of Apr 11, 2021 at 09:25 AM

Data in this report are provisional and subject to change.

The numbers in the table below represent the number of Florida and non-Florida residents for whom test results were received by the Department of Health. A person can be tested by more than one laboratory and can have both positive and negative results. **Therefore, the sum of the numbers in each column will be larger than the total number of people tested.**

Reporting lab	Inconclusive	Negative	Positive	Percent positive	Total
SUN COUNTRY PEDIATRICS PLLC	9	318	31	9%	358
HAINES CITY REHABILITATION AND NURSING CENTER		334	24	7%	358
Life Care Center at Inverrary		346	10	3%	356
Palmetto Subacute Care Center		345	11	3%	356
BAYSHORE DIAGNOSTICS		311	43	12%	354
Marshall Health and Rehabilitation Center		304	49	14%	353
MEDFAST URGENT CARE CENTER		122	231	65%	353
MY CLINICAL LAB		223	129	37%	352
VILLAGE AT VIENNA SQUARE,THE	6	329	17	5%	352
CORAL BAY HEALTHCARE AND REHABILITATION	1	338	12	3%	351
FL HUD DESTIN, LLC D/B/A GRAND BOULEVARD HEALTH		312	39	11%	351
HOLIDAY CVS LLC DBA CVS/PHARMACY #0440		335	15	4%	350
KISSIMMEE FACILITY OPERATIONS LLC		326	24	7%	350
ARCPPOINT LABS OF SARASOTA MANATEE		266	83	24%	349
ELMHURST HOSPITAL CENTER	1	316	30	9%	347
ESTERO ISLAND MEDICAL CENTER		276	71	20%	347
HEALTH DESIGNS		332	14	4%	346
COMMUNITY HEALTH AND REHABILITATION CENTER		283	63	18%	346
LIFE HOPE LABS, LLC		338	8	2%	346
SELECT REFERENCE LABORATORIES, LLC	1	333	12	3%	346
Vi at Lakeside Village Skilled Nursing		330	15	4%	345
USAFSAM/PHE		174	170	49%	344
LAKE EUSTIS HEALTH AND REHABILITATION CENTER		336	8	2%	344
MIDWAY SPECIALTY CARE CENTER	3	226	114	33%	343
FLORIDA HEALTH CARE PLANS			343	100%	343
ST CATHERINE'S WEST REHABILITATION HOSPITAL		330	13	4%	343
ADVENT HEALTH CENTRA CARE - PALM COAST		80	262	77%	342
JACKSONVILLE KIDS PEDIATRICS, PLLC		307	35	10%	342
MY HEALTHY BLUEPRINT BY BAPTIST HEALTH CARE		289	52	15%	341
CRONOS CLINICAL LABORATORY	22	227	91	27%	340
AVANTE AT LEESBURG INC		335	5	1%	340
CHEEK AND SCOTT DRUGS INC		282	57	17%	339
PALM BEACH PEDIATRICS PA	2	291	46	14%	339
MEDICAL CENTER AT OCEAN REEF,THE		321	17	5%	338
AVENTURA REHAB AND NURSING CENTER		321	16	5%	337
RITECARE MEDICAL CENTER		255	82	24%	337
The Care Center at Pinellas Park	1	328	8	2%	337
WIMAUMA COMMUNITY HEALTH CENTER		279	58	17%	337
LASER & SURGERY CENTER OF THE PALM BEACHES		334	2	1%	336
Solaris Healthcare Coconut Creek		330	6	2%	336
ARGO SENIOR LIVING AT HAVERHILL		316	20	6%	336
KEY WEST HEALTH AND REHAB	1	326	8	2%	335
TAVARES PEDIATRICS		284	51	15%	335
BHA TITUSVILLE CLINIC		313	21	6%	334
BEAR CREEK NURSING CENTER		329	5	1%	334
RIVERS FAMILY MEDICINE PA		252	82	25%	334

# COVID-19: testing by laboratory

Data through Apr 10, 2021 verified as of Apr 11, 2021 at 09:25 AM

Data in this report are provisional and subject to change.

The numbers in the table below represent the number of Florida and non-Florida residents for whom test results were received by the Department of Health. A person can be tested by more than one laboratory and can have both positive and negative results. **Therefore, the sum of the numbers in each column will be larger than the total number of people tested.**

Reporting lab	Inconclusive	Negative	Positive	Percent positive	Total
ADVANCED AMBULATORY SURGERY CENTER		321	13	4%	334
Solaris Healthcare Lake Bennet		296	37	11%	333
DEPARTMENT OF HEALTH BUREAU OF FAMILY		326	7	2%	333
NORTH PINELLAS STATMED QUICK QUALITY CLINICS		236	97	29%	333
PALMS REHABILITATION AND HEALTHCARE CENTER		294	38	11%	332
DELTONA HEALTH CARE		307	24	7%	331
Heartland Healthcare of Ft. Myers	1	328	1	0%	330
Life Care Center at Wells Crossing		309	21	6%	330
MANOR CARE OF NAPLES FL LLC		324	4	1%	328
FAMILY CARE PARTNERS OF NE FLORIDA LLC		253	74	23%	327
LabCorp (Non-Interfaced)	2	127	198	61%	327
JACKSON PLAZA NURSING & REHAB CENTER	6	313	8	2%	327
SOUTHWEST ORLANDO FAMILY MEDICINE, PL		273	53	16%	326
SILVER CREEK SENIOR LIVING COMMUNITY		321	5	2%	326
PIONEER CLINICAL LAB, LLC		212	113	35%	325
GOOD SAMARITAN SOCIETY-DAYTONA		303	21	6%	324
METROPOLITAN HOSPITAL CENTER		317	7	2%	324
KENNEDY PAIN CLINIC GROUP LLC		291	33	10%	324
REGENTS PARK OF BOCA RATON		320	3	1%	323
WESTCHESTER GARDENS LIMITED PARTNERSHIP		314	9	3%	323
BODYK		315	8	2%	323
FRICKS PHARMACY		260	63	20%	323
Avante at Inverness		319	3	1%	322
PHYSICIANS REGIONAL WALK-IN		191	131	41%	322
ROSEN MEDICAL CENTER		279	42	13%	321
HOLLEY NAVARRE MEDICAL CLINIC		242	79	25%	321
The Grove Health and Rehabilitation		297	24	7%	321
AMERICAN FINNISH NURSING HOME	2	311	8	2%	321
Avante at St Cloud, Inc.		311	9	3%	320
SIGNATURE HEALTHCARE AT THE COURTYARD		272	47	15%	319
PruittHealth Santa Rosa		225	94	29%	319
BIOCEPT		296	22	7%	318
ST LUCIE EMPLOYEE HEALTH & WELLNESS CENTER		311	6	2%	317
REHABILITATION CENTER OF LAKE CITY, THE		289	28	9%	317
AVELLINO LAB USA, INC	1	303	12	4%	316
LORI MCAULIFFE MD PA		282	34	11%	316
LA MER NH LLC		311	5	2%	316
ST JAMES HEALTH AND REHABILITATION CENTER		229	87	28%	316
MANORCARE AT LELY PALMS		310	5	2%	315
VILLAGE PLACE NH LLC		288	27	9%	315
LODGE HEALTH AND REHABILITATION CENTER, THE		282	33	10%	315
MEDEXPRESS LUTZ		3	311	99%	314
RULEME CENTER	2	284	28	9%	314
BAY COUNTY SHERIFFS OFFICE JAIL FACILITY		260	53	17%	313
GENESIS MEDICAL LABORATORY MIAMI FL.		83	230	73%	313
ST JUDE CHILDREN'S RESEARCH HOSPITAL		297	15	5%	312



# COVID-19: testing by laboratory

Data through Apr 10, 2021 verified as of Apr 11, 2021 at 09:25 AM

Data in this report are provisional and subject to change.

The numbers in the table below represent the number of Florida and non-Florida residents for whom test results were received by the Department of Health. A person can be tested by more than one laboratory and can have both positive and negative results. **Therefore, the sum of the numbers in each column will be larger than the total number of people tested.**

Reporting lab	Inconclusive	Negative	Positive	Percent positive	Total
Life Care Center of Sarasota		299	13	4%	312
HEATHER HILL HEALTHCARE CENTER		266	46	15%	312
LUTHERAN HAVEN		303	9	3%	312
POMPANO REHABILITATION AND NURSING CTR		311			311
CRYSTAL RIVER HEALTH & REHAB		308	3	1%	311
LUIS A GHIGLINO MD PA		300	10	3%	310
RENAISSANCE AT THE TERRACES		307	3	1%	310
FLORIDA KEYS PEDIATRICS & ADOLESCENT CENTER		292	17	6%	309
HUNT CLUB PEDIATRIC ASSOCIATES, P.A.		267	42	14%	309
Concordia Village of Tampa AL		304	5	2%	309
AVON PARK PEDIATRICS INC	3	275	30	10%	308
FLETCHER HEALTH AND REHABILITATION CENTER		307	1	0%	308
HOMESTEAD MANOR	2	265	41	13%	308
EDGEWATER AT WATERMAN VILLAGE,THE		292	16	5%	308
PARTICLE THEORY LABS		284	23	7%	307
LAKELAND REGIONAL HEALTH SYSTEMS INC		39	266	87%	305
CITY OF PORT SAINT LUCIE		281	24	8%	305
HOSPICE OF LAKE & SUMTER INC	1	297	6	2%	304
CLARE BRIDGE ORMOND BEACH	1	303			304
TALLAHASSEE NHHI LLC	1	276	27	9%	304
OSPREY LODGE		244	59	19%	303
CROSS POINTE CARE CENTER	2	293	6	2%	301
ACCURATE DIAGNOSTIC LABS, INC		284	17	6%	301
DAYTONA BEACH HEALTH AND REHAB CENTER		299	2	1%	301
CENTERSTONE OF FLORIDA		275	25	8%	300
MACCLENNY NURSING AND REHAB		282	18	6%	300
BOCA BIOLISTICS REFERENCE LABORATORY	2	185	112	37%	299
FOUNTAIN INN NURSING & REHABILITATION CTR, INC		292	6	2%	298
BAPTIST HEALTH SOUTH FLORIDA - WEST BOCA URGENT CARE		243	55	18%	298
BUENA VISTA URGENT CARE		264	34	11%	298
ARCPPOINT LABS OF ST PETERSBURG		209	89	30%	298
ELLENTON PEDIATRICS PA		280	18	6%	298
SILVERCREST HEALTH AND REHABILITATION CENTER	3	286	8	3%	297
TIERRA PINES CENTER		285	12	4%	297
CONSULATE HEALTH CARE OF SAFETY HARBOR		289	7	2%	296
LAKE PARK OF MADISON		285	11	4%	296
INNOVATIVE GENOMICS, LLC		262	34	11%	296
BROOKDALE DESTIN		284	12	4%	296
PERSONALIZED GENETIC TESTING	3	194	99	33%	296
Avante at Orlando	1	288	6	2%	295
SARAPATH DIAGNOSTICS		170	125	42%	295
LONGWOOD FAMILY PRACTICE		226	69	23%	295
Surrey Place Healthcare and Rehabilitation		292	2	1%	294
NORTHWEST MEDICAL CENTER CLINICAL LABORATORY		175	118	40%	293
STATMED QUICK QUALITY CLINIC AT NORTH PINELLAS		66	226	77%	292
BIOIQ		243	48	16%	291

# COVID-19: testing by laboratory

Data through Apr 10, 2021 verified as of Apr 11, 2021 at 09:25 AM

Data in this report are provisional and subject to change.

The numbers in the table below represent the number of Florida and non-Florida residents for whom test results were received by the Department of Health. A person can be tested by more than one laboratory and can have both positive and negative results. **Therefore, the sum of the numbers in each column will be larger than the total number of people tested.**

Reporting lab	Inconclusive	Negative	Positive	Percent positive	Total
DOCTORS MEMORIAL HOSPITAL		158	131	45%	289
STERLING HOUSE OF DELAND		288	1	0%	289
AMERICAN HEALTH ASSOCIATES INC	1	270	18	6%	289
PALM GARDEN OF GAINESVILLE	2	285	2	1%	289
SUNCOAST URGENT CARE		218	71	25%	289
AUBURN UNIVERSITY MEDICAL CLINIC		227	62	21%	289
BAYA POINTE NURSING AND REHABILITATION		206	83	29%	289
WHITE WILSON MEDICAL IMMEDIATE CARE NICEVILLE		66	223	77%	289
FLORIDA ATLANTIC UNIVERSITY STUDENT HEALTH		238	50	17%	288
Sunset Point Center		283	4	1%	287
West Melbourne Health and Rehabilitation Center		286	1	0%	287
W FRANK WELLS NURSING HOME		257	29	10%	286
JACKSONVILLE VA UNIVERSITY OPC	4	273	8	3%	285
Solaris HealthCare Imperial		277	8	3%	285
renaissance health and rehabilitation center		264	21	7%	285
RIVERWOOD HEALTH NH LLC		244	39	14%	283
AURORA DIAGNOSTICS BERNHARDT LABORATORIES PATHOLOGY SERVICE		190	93	33%	283
DAVID SCOTT MADWAR MD PA□		254	29	10%	283
Chatsworth at PGA National, LLC		269	13	5%	282
USA HEALTH UNIVERSITY HOSPITAL CLINICAL LABORATORY	1	270	10	4%	281
PAVILION FOR HEALTHCARE, THE		277	3	1%	280
WESTWOOD HEALTHCARE SNF		233	46	16%	279
HAVEN OF OUR LADY OF PEACE INC		271	8	3%	279
CYPRESS COVE		272	6	2%	278
Solaris Senior Living North Naples ALF		269	9	3%	278
ARBOR FACILITY INC		275	3	1%	278
HARBOURWOOD	1	272	4	1%	277
Crossbreeze care center	1	274	2	1%	277
Rehabilitation Center for Park Place LLC		266	11	4%	277
PRUITT HEALTH-SANTA ROSA		275	2	1%	277
CHIPOLA HEALTH AND REHAB		259	18	6%	277
VILLAGES REGIONAL HOSPITAL SURGERY CENTER LLC, THE		218	58	21%	276
ABBOTT LABORATORIES		166	109	40%	275
PONTE VEDRA GARDENS		274	1	0%	275
VETERANS AFFAIRS MEDICAL CENTER - MIAMI		2	272	99%	274
Glades West Rehabilitation and Nursing Center		266	8	3%	274
PROTEUS MOLECULAR AND CLINICAL LAB	1	161	112	41%	274
NASSAU COUNTY JAIL		229	43	16%	272
LAKE SIDE NEUROLOGIC		260	12	4%	272
JACKSONVILLE UNIVERSITY	1	256	14	5%	271
PREMIER PLACE AT THE GLENVIEW		261	9	3%	270
PBC FIREFIGHTER BENEFIT FUND WELLNESS CENTER		225	45	17%	270
ADVENT HEALTH CARE CENTER	9	246	14	5%	269
FIRST CHOICE PRIMARY CARE		213	56	21%	269
Chatham Glen Healthcare and Rehabilitation Center		260	8	3%	268
BRENTWOOD RETIREMENT COMMUNITY	5	232	31	12%	268

# COVID-19: testing by laboratory

Data through Apr 10, 2021 verified as of Apr 11, 2021 at 09:25 AM

Data in this report are provisional and subject to change.

The numbers in the table below represent the number of Florida and non-Florida residents for whom test results were received by the Department of Health. A person can be tested by more than one laboratory and can have both positive and negative results. **Therefore, the sum of the numbers in each column will be larger than the total number of people tested.**

Reporting lab	Inconclusive	Negative	Positive	Percent positive	Total
ADVENT HEALTH CENTRA CARE - ORMOND BEACH		113	155	58%	268
ST MARK VILLAGE	1	261	5	2%	267
BAPTIST HEALTH URGENT CARE AT PLANTATION		222	45	17%	267
DE LUNA HEALTH AND REHABILITATION CENTER		243	23	9%	266
BROWARD NURSING & REHABILITATION CTR	8	243	14	5%	265
SERANADES BY SONATA WEST ORANGE		236	29	11%	265
CONEY ISLAND HOSPITAL		257	8	3%	265
AFTER HOURS PEDIATRICS INC	1	1	263	99%	265
AMERICAN RESEARCH LABS		249	15	6%	264
WASHINGTON REHAB AND NURSING		253	10	4%	263
Cross Gardens Care Center		262	1	0%	263
ST JOSEPH'S HOSPITAL LABORATORY		1	261	100%	262
220 GOLDEN, LLC	1	245	16	6%	262
MARION AND BERNARD L SAMSON NURSING CENTER		258	4	2%	262
CHIPOLA MEDICAL ASSOCIATES, LLC		186	76	29%	262
AMELIA MEDICAL CARE		109	153	58%	262
CLIFFORD CHESTER SIMS VA NURSING HOME		251	9	3%	260
BOND CLINIC, PA		192	68	26%	260
CONSULATE HEALTHCARE OF KISSIMMEE		247	12	5%	259
ALLIANCE PEDIATRICS PA		253	6	2%	259
BRADEN RIVER REHABILITATION CENTER LLC		257	1	0%	258
FLORIDA WOMAN CARE LABORATORY LLC		232	26	10%	258
AZALEA TRACE		245	13	5%	258
DOS OF NORTH SHORES NURSING & REHAB CENTER		257			257
MIAMI JEWISH HEALTH SYSTEMS, INC	4	242	10	4%	256
ADVENT HEALTH - ORLANDO		195	61	24%	256
NORTH FLORIDA PEDIATRICS - MARIANNA		217	39	15%	256
MARTIN MEMORIAL MEDICAL CENTER LAB		128	126	50%	254
FORT MYERS REHABILITATION AND NURSING CENTER		228	26	10%	254
WALGREENS 10670		220	34	13%	254
CONCIMED LLC		230	24	9%	254
HEARTLAND PEDIATRICS OF LAKE PLACID PA	1	222	30	12%	253
FAMILY MEDICAL CARE OF PALM BEACH		190	63	25%	253
MEDICATION ROOMS-CSU/CI NURSE STATION	1	239	13	5%	253
LAKEVIEW INTERNAL MEDICINE		191	62	25%	253
SHELL POINT VILLAGE MEDICAL CENTER		246	7	3%	253
JUPITER MEDICAL CENTER URGENT CENTER		206	46	18%	252
KR at Hillsborough Lakes/Lutz Healthcare		242	10	4%	252
TERRACES OF LAKE WORTH CARE CENTER□		240	12	5%	252
STUART - FAIRGROUNDS		219	32	13%	251
FLORIDA CLINICAL LABORATORY-BIOREFERENCE LABORATORIES		99	151	60%	250
BUREAU OF CLINICAL LABORATORIES		209	41	16%	250
NADAL PEDIATRICS		214	35	14%	249
ST VINCENT'S AMBULATORY CARE INC DBA	2	214	33	13%	249
ARDEN COURTS OF TAMPA□	2	241	5	2%	248
FARAH MEDICAL		233	15	6%	248

# COVID-19: testing by laboratory

Data through Apr 10, 2021 verified as of Apr 11, 2021 at 09:25 AM

Data in this report are provisional and subject to change.

The numbers in the table below represent the number of Florida and non-Florida residents for whom test results were received by the Department of Health. A person can be tested by more than one laboratory and can have both positive and negative results. **Therefore, the sum of the numbers in each column will be larger than the total number of people tested.**

Reporting lab	Inconclusive	Negative	Positive	Percent positive	Total
CARRINGTON PLACE OF ST PETE LLC		242	6	2%	248
BAYVIEW CENTER		242	5	2%	247
ADVENTHEALTH EXPRESS CARE AT WESLEY CH		218	29	12%	247
FELLOWSHIP HOME AT THE FAIRWAY LLC		239	7	3%	246
AVECINA MOBILE		121	125	51%	246
Terrace Health and Rehab		243	3	1%	246
Heritage Healthcare at Tallahassee		239	7	3%	246
ROSEWOOD HEALTHCARE & REHABILITATION CENTER		239	6	2%	245
PEACHTREE IMMEDIATE CARE		205	40	16%	245
Consulate Health Care of St. Petersburg		237	7	3%	244
MALABAR/ADVENT CENTRA CARE		48	196	80%	244
SEAVIEW NURSING AND REHABILITATION CENTER		235	9	4%	244
HOLISTIC PEDIATRICS GROUP LLC		223	21	9%	244
MIAMI CEREBRAL PALSY RESIDENTIAL		243	1	0%	244
HOMESTEAD VILLAGE		233	11	5%	244
UCC - WELLINGTON		3	240	99%	243
WHITE WILSON MEDICAL CENTER IMMEDIATE CARE		135	108	44%	243
HOSPICE OF ST FRANCIS INC		235	7	3%	242
TGH		1	241	100%	242
ARCHER HEALTH VENTURES, LLC		217	25	10%	242
GOOD SAMARITAN CARES		236	5	2%	241
AMERICAN HOUSE SENIOR LIVING		189	51	21%	240
CLARE BRIDGE OF SARASOTA		238	2	1%	240
QUICK CARE MED LLC	1	185	54	23%	240
STERLING HOUSE OF WINTER HAVEN		237	3	1%	240
EDGEWOOD NURSING CENTER		229	10	4%	239
PALM GARDEN OF AVENTURA		236	3	1%	239
ORANGE COUNTY HEALTH DEPT		228	11	5%	239
SOUTHLAND SUITES OF ORMOND BEACH	4	235			239
ENCOMPASS HEALTH REHABILITATION OF SEA PINES		237	1	0%	238
SIGNATURE HEALTHCARE OF ORANGE PARK		233	4	2%	237
Orchid Cove at Sarasota		236	1	0%	237
EVENT MED SERVICES LABORATORY		231	5	2%	236
Flagler Health and Rehabilitation		233	3	1%	236
ST AUGUSTINE HEALTH & REHAB CENTER		235	1	0%	236
MARTIN ACQUISITION 1 LLC DBA		222	14	6%	236
JUPITER MEDICAL CENTER URGENT CARE - STUART		174	61	26%	235
BAY TREE CARE AND REHABILITATION CENTER		197	38	16%	235
AVANTE AT ORMOND BEACH INC		229	6	3%	235
Jacaranda Manor		234	1	0%	235
REGENTS PARK AT AVENTURA		221	14	6%	235
OAK HAMMOCK AT THE UNIVERSITY OF FLORIDA		229	6	3%	235
VI AT BENTLEY VILLAGE HOME CARE		234	1	0%	235
MILLENNIUM PHYSICIAN GROUP LLC		202	32	14%	234
ST ANTHONYS REHABILITATION HOSPITAL	9	223	2	1%	234
ATLANTIC URGENT CARE		155	78	33%	233

# COVID-19: testing by laboratory

Data through Apr 10, 2021 verified as of Apr 11, 2021 at 09:25 AM

Data in this report are provisional and subject to change.

The numbers in the table below represent the number of Florida and non-Florida residents for whom test results were received by the Department of Health. A person can be tested by more than one laboratory and can have both positive and negative results. **Therefore, the sum of the numbers in each column will be larger than the total number of people tested.**

Reporting lab	Inconclusive	Negative	Positive	Percent positive	Total
SANDY PINES	2	199	31	13%	232
EXPERTUS LABORATORIES INC		154	78	34%	232
MANDARIN PEDIATRICS		210	22	9%	232
CCS - JOSEPH V CONTE		230	2	1%	232
HIGHLANDS URGENT CARE			231	100%	231
Sunnyside Nursing Home		228	3	1%	231
ManorCare Health Services-Palm Harbor	1	229	1	0%	231
OAKBROOK HEALTH AND REHABILITATION CENTER	1	216	14	6%	231
LYNN HAVEN SPORTS COMPLEX-WALKON CLINIC		21	209	91%	230
LAKESIDE HEALTH CENTER		230			230
Lake Port Square Health Center		212	17	7%	229
SOLARIS SENIOR LIVING VERO BEACH		221	8	3%	229
IMA MEDICAL GROUP		159	70	31%	229
LCS SANDHILL COVE LLC DBA	6	213	9	4%	228
THE RESIDENCE AT TIMBER PINES	4	199	25	11%	228
Lakewood Nursing Center		197	29	13%	226
FORT PIERCE HEALTH CARE		219	7	3%	226
VETERANS AFFAIRS ORLANDO VA MEDICAL CENTER			226	100%	226
SAMIR EBEID MD		203	23	10%	226
ASCENSION MEDICAL GROUP		5	221	98%	226
PARKS HEALTHCARE & REHABILITATION CTR	4	211	11	5%	226
SURREY PLACE CARE CENTER		219	7	3%	226
BARTRAM CROSSING		225			225
NSPIRE HEALTHCARE LAUDERHILL		219	6	3%	225
Signature healthcare of Jacksonville		220	5	2%	225
SPRINGS AT LAKE POINTE WOODS		223	2	1%	225
PADDOCK RIDGE		222	3	1%	225
PATHWAY PHARMACY		186	38	17%	224
Avante at Lake Worth, Inc.		222	2	1%	224
DISCOVERY VILLAGE AT MELBOURNE		197	27	12%	224
WIREGRASS DIRECT PRIMARY CARE PLLC		190	33	15%	223
CHILDREN MED CARE INC		190	33	15%	223
LEHIGH VALLEY GENOMICS			223	100%	223
COLLIER PHARMACY		180	43	19%	223
THE PLAYERS CHAMPIONSHIP		222			222
PENSACOLA PEDIATRICS MILTON		210	12	5%	222
NORTH FLORIDA PEDIATRICS PA - DUVAL		193	29	13%	222
PINNACLES PEDS CARE PA		222			222
ADVENT HEALTH - LAKE NONA		193	29	13%	222
CORAL REEF NURSING & REHABILITATION CENTER		213	8	4%	221
MORSELIFE MEMORY CARE RESIDENCE		212	9	4%	221
SUPERIOR RESIDENCES OF PANAMA CITY BEACH		213	7	3%	220
DOCTORS MEMORIAL FAMILY MEDICINE	2	152	66	30%	220
CONCORD LIFE SCIENCES LLC	2	201	17	8%	220
BORLAND GROOVER CLINIC	1	182	37	17%	220
CONSULATE HEALTH CARE OF MELBOURNE		215	5	2%	220

# COVID-19: testing by laboratory

Data through Apr 10, 2021 verified as of Apr 11, 2021 at 09:25 AM

Data in this report are provisional and subject to change.

The numbers in the table below represent the number of Florida and non-Florida residents for whom test results were received by the Department of Health. A person can be tested by more than one laboratory and can have both positive and negative results. **Therefore, the sum of the numbers in each column will be larger than the total number of people tested.**

Reporting lab	Inconclusive	Negative	Positive	Percent positive	Total
INN AT ASTON GARDENS, THE		212	8	4%	220
COLONY CLUB ALF, THE	1	205	13	6%	219
ANGELS DIAGNOSTIC GROUP		174	45	21%	219
WOOD LAKE HEALTH AND REHABILITATION CENTER		219			219
CORAL GABLES NURSING & REHABILITATION CENTER		209	10	5%	219
Boynton Beach Rehabilitation Center	2	213	4	2%	219
MIDWAY PRIMARY CARE, LLC	11	130	77	35%	218
ADVENT HEALTH CENTRA CARE - DAYTONA BEACH		94	124	57%	218
life Care Center of Melbourne		201	17	8%	218
CCS - PAUL REIN DETENTION FACILITY		152	66	30%	218
KINDRED HOSPITAL THE PALM BEACHES		213	5	2%	218
ST. CLOUD REGIONAL MEDICAL CENTER		199	18	8%	217
FLORIDA HEALTH CARE PLAN INC		2	215	99%	217
THE MANOR AT CARPENTERS		185	32	15%	217
MACTOWN, INC		215	2	1%	217
LAKE PORT SQUARE		200	17	8%	217
FLAGLER COUNTY DETENTION CENTER		203	13	6%	216
ADVANCED MEDICAL GROUP		1	215	100%	216
PINELLAS CARE CENTER		182	34	16%	216
Avante at Melbourne		212	4	2%	216
BROOKDALE ATRIM WAY		210	6	3%	216
GATEWAY/ADVENT CENTRA CARE	1	24	190	88%	215
Taylor Care Center		210	5	2%	215
MEDICAL CONSULTANTS OF FLORIDA LLC	1	181	33	15%	215
STAR CARE		182	32	15%	214
ARDEN COURTS OF FORT MYERS		207	7	3%	214
KEY LARGO - LARGO CARGO		193	21	10%	214
BLOCK, NATION, CHASE, AND SMOLEN FAMILY MEDICINE		157	57	27%	214
BAY VUE NURSING AND REHABILITATION CENTER		203	10	5%	213
Consulate Healthcare of West Palm Beach		197	16	8%	213
POCONO MEDICAL CENTER		212	1	0%	213
LIFE CARE CENTER OF PORT ST. LUCIE		201	12	6%	213
Bayside Health and Rehabilitation		181	31	15%	212
San Jose Health & Rehabilitation		206	6	3%	212
CONSULATE HEALTH CARE OF WINTER HAVEN		209	3	1%	212
ARDEN COURTS OF SEMINOLE		171	41	19%	212
GUEST HOUSE OCALA, THE		205	7	3%	212
ST PETERSBURG PEDIATRICS-EAST BAY	1	177	34	16%	212
SUNRISE DIAGNOSTIC LABORATORY		158	53	25%	211
GOOD SAMARITAN SOCIETY OF DELAND		199	11	5%	210
HEALTH FIRST - HOLMES REGIONAL MEDICAL CENTER		32	178	85%	210
KENILWORTH CARE & REHABILITATION CENTER		193	17	8%	210
FULGENT GENETICS	3	166	41	20%	210
Royal Oaks Nursing and Rehab		209	1	0%	210
Whispering Oaks	11	175	23	11%	209
BOCA RATON REHABILITATION CENTER	4	201	4	2%	209

# COVID-19: testing by laboratory

Data through Apr 10, 2021 verified as of Apr 11, 2021 at 09:25 AM

Data in this report are provisional and subject to change.

The numbers in the table below represent the number of Florida and non-Florida residents for whom test results were received by the Department of Health. A person can be tested by more than one laboratory and can have both positive and negative results. **Therefore, the sum of the numbers in each column will be larger than the total number of people tested.**

Reporting lab	Inconclusive	Negative	Positive	Percent positive	Total
MATHISON RETIREMENT COMMUNITY, INC	1	200	8	4%	209
THE PALACE NURSING AND REHABILITATION CENTER		209			209
Nspire Health Care Kendall		199	10	5%	209
PALMS MEDICAL GROUP HIGH SPRINGS		174	34	16%	208
The Ponce Therapy Care Center		204	4	2%	208
NAPHCARE, INC AT MANATEE COUNTY JAIL		182	26	13%	208
SUNLIFE PHARMACY		182	25	12%	207
LAKE VIEW CARE CENTER AT DELRAY		201	6	3%	207
The Waterford		204	3	1%	207
RAPID RELIABLE TESTING NY LLC		194	12	6%	206
FIRST CHOICE PEDIATRICS INC		185	21	10%	206
TARPON POINT NURSING AND REHABILITATION CENTER		203	3	1%	206
Cross Terrace Rehabilitation		203	2	1%	205
UNIVERSITY OF MIAMI		75	130	63%	205
MIRACLE HILL NURSING & REHABILITATION CENTER INC		199	6	3%	205
HIALEAH SHORES NURSING AND REHAB CENTER		197	8	4%	205
PCB CLINIC		159	45	22%	204
PALM HARBOR FAMILY PRACTICE & WALK-IN		157	47	23%	204
BENDERSON FAMILY SKILLED NURSING AND□		187	17	8%	204
DISCOVERY VILLAGE AT NAPLES		187	17	8%	204
LAKE REGIONAL URGENT CARE		12	191	94%	203
BROOKDALE OF SPRING HILL	9	192	2	1%	203
TUSCAN GARDENS OF PALM COAST		198	5	2%	203
PATHGROUP LABS LLC		97	106	52%	203
NEW YORK CITY DEPARTMENT OF HEALTH & MENTAL		169	34	17%	203
GLENRIDGE ON PALMER RANCH,THE		195	8	4%	203
CARENOW LAKE MARY		45	157	78%	202
ADVENT HEALTH CENTRA CARE - APOPKA NORTH		172	30	15%	202
POLK COUNTY HEALTH DEPARTMENT		178	24	12%	202
Governors Creek Health and Rehabilitation	1	198	2	1%	201
LABCORP BURLINGTON	1	152	48	24%	201
COLLIER COUNTY JAIL		199	2	1%	201
TRUE NORTH HEALTH NAVIGATION LLC DBA DISPATCHHEALTH	1	168	32	16%	201
PALMS FACILITY INC		186	15	7%	201
VAMC WEST PALM LAB		5	196	98%	201
SENIOR LIVING VII TAMPA LLC□	1	190	9	5%	200
LAB CORP	1	116	83	42%	200
YOUR FAMILY WALK-IN CLINIC		15	185	93%	200
HERITAGE HEALTHCARE AND REHABILITATION CENTER		195	5	3%	200
GEORGE SAFRAN MD PC		187	13	7%	200
ADVENT HEALTH - CARROLLWOOD	4	169	26	13%	199
AMA MEDICAL GROUP LLC		167	32	16%	199
BONITA PHARMACY		180	19	10%	199
AVANTE OF BOCA RATON		198	1	1%	199
GRACE PEDIATRICS		168	31	16%	199
CAREATC CITY OF TAMPA	3	166	30	15%	199

# COVID-19: testing by laboratory

Data through Apr 10, 2021 verified as of Apr 11, 2021 at 09:25 AM

Data in this report are provisional and subject to change.

The numbers in the table below represent the number of Florida and non-Florida residents for whom test results were received by the Department of Health. A person can be tested by more than one laboratory and can have both positive and negative results. **Therefore, the sum of the numbers in each column will be larger than the total number of people tested.**

Reporting lab	Inconclusive	Negative	Positive	Percent positive	Total
DEPARTMENT OF HEALTH & HUMAN SERVICES		198			198
PEDIATRIC SPECIALISTS MEDICAL GROUP	1	177	20	10%	198
Sunrise Health and Rehabilitation Center		190	8	4%	198
LAUREL POINT CARE ACQUISITION LLC DBA SANDGATE GARDENS REHAB AND NURSI		171	27	14%	198
PATRIOT MEDICAL LABORATORIES		190	8	4%	198
RIVERSIDE RECOVERY OF TAMPA		196	1	1%	197
SACRED HEART HEALTH SYSTEM INC		162	35	18%	197
ADVENT HEALTH - PALM HARBOR ER		159	38	19%	197
NAIA		196	1	1%	197
NO FLORIDA PEDIATRICS, PA		169	27	14%	196
ABBIEJEAN RUSSELL CARE CENTER		195	1	1%	196
PEDIATRICS IN BREVARD PA- ROCKLEDGE		157	39	20%	196
RIVERWOOD CENTER,THE		186	10	5%	196
AMERICAN ESOTERIC LAB-BIRMINGHAM		193	3	2%	196
JUNO DERMATOLOGY LLC		178	17	9%	195
A PLUS PEDIATRICS		172	23	12%	195
Heritage Park Rehabilitation & Healthcare		177	18	9%	195
BARKLEY PLACE	1	190	4	2%	195
HOSPITAL FOR SPECIAL SURGERY		191	3	2%	194
ALLSOUTH URGENT CARE		25	169	87%	194
BEACON AT GULF BREEZE, THE	2	181	11	6%	194
BRUCE S WEST MD	1	192	1	1%	194
GULF COAST MEDICAL CENTER		188	6	3%	194
SARNO EXTENDED HOURS		124	69	36%	193
LEESBURG PEDIATRICS		161	32	17%	193
MIAMI VA HEALTHCARE SYSTEM			193	100%	193
ESCAMBIA COUNTY JAIL DETENTION DIVISION		188	5	3%	193
FLORIDA DEPARTMENT OF HEALTH IN TAYLOR COUNTY	1	149	43	22%	193
CYPRESS POINT LIVING, LLC		177	15	8%	192
REGENCY PARK		174	18	9%	192
WALGREENS 4915	1	172	19	10%	192
Hampton Court Nursing and Rehabilitation Center		190	2	1%	192
SOUTH BALDWIN REGIONAL MEDICAL CENTER		180	12	6%	192
FINLAY CLINICAL LABORATORY INC	1	39	152	79%	192
WORKPLACE SCREENING INTELLIGENCE			192	100%	192
ARDEN COURTS OF DELRAY BEACH FL LLC	3	179	10	5%	192
MCW MENTAL HEALTH LLC		187	4	2%	191
EDWARD J HEALEY REHAB & NURSING CENTER		191			191
ABSOLUTE HEALTH INTERNAL MEDICINE AND PEDIATRICS		171	20	10%	191
WILLISTON PEDIATRICS PA	1	156	34	18%	191
HEALTH LINK DIAGNOSTIC LABORATORIES		182	9	5%	191
PARK MEADOWS HEALTH AND REHABILITATION CENTER		191			191
NEO GENOMICS - FORT MYERS	1	183	6	3%	190
TOTAL RENAL LABORATORIES INC		172	18	9%	190
Kindred Hospital South Florida Hollywood SNU		182	8	4%	190
FIRST CHOICE PEDIATRICS SEMORAN		98	91	48%	189



# COVID-19: testing by laboratory

Data through Apr 10, 2021 verified as of Apr 11, 2021 at 09:25 AM

Data in this report are provisional and subject to change.

The numbers in the table below represent the number of Florida and non-Florida residents for whom test results were received by the Department of Health. A person can be tested by more than one laboratory and can have both positive and negative results. **Therefore, the sum of the numbers in each column will be larger than the total number of people tested.**

Reporting lab	Inconclusive	Negative	Positive	Percent positive	Total
PROFESSIONAL URGENT CARE SERVICES		146	43	23%	189
JACKSONVILLE NURSING AND REHAB CENTER		181	8	4%	189
OCEAN REEF MEDICAL CENTER		150	38	20%	188
VIERA MANOR ASSISTED LIVING RESIDENCE		181	7	4%	188
WOMEN'S CARE FLORIDA LABORATORY		183	5	3%	188
VIERA DEL MAR HEALTH AND REHABILITATION CENTER		179	8	4%	187
PLANTATION NURSING & REHAB CENTER		187			187
US MEDICAL CARE, INC		164	23	12%	187
ALL SEASONS NAPLES LLC		181	6	3%	187
ZON BEACHSIDE LLC		149	37	20%	186
NIGHT LITE PEDIATRICS WINTER GARDEN		144	42	23%	186
HUNT CLUB PEDIATRIC ASSOCIATES PA		120	66	35%	186
VILLA MARIA WEST SKILLED NURSING FACILITY		179	7	4%	186
CSL PLASMA		31	155	83%	186
ANTHEM LAKES LLC		151	35	19%	186
PHYSICIANS REGIONAL MEDICAL CENTER - PINE RIDGE		20	166	89%	186
HEALTHPOINT MED GRP OF THE EMERALD COAST LLC		150	35	19%	185
LAKE WALES OPERATING GROUP LLC		180	5	3%	185
ADVENT		172	13	7%	185
BAPTIST HEALTH PRIMARY CARE	1	134	50	27%	185
LIFE CARE CENTER OF ALTAMONTE SPRINGS		157	28	15%	185
PPC-LAB EDI ORCHARD BI		176	9	5%	185
HAWKINS FAMILY MEDICINE LLC	1	133	51	28%	185
SUMMERFIELD EMERGENCY ROOM		139	45	24%	184
GLADES HEALTH CARE CENTER		181	3	2%	184
GEORGIA DEPARTMENT OF PUBLIC HEALTH	1	5	178	97%	184
DOLPHIN POINTE HEALTH CARE LLC		164	20	11%	184
CARE CENTERS OF NASSAU		181	3	2%	184
ST. JAMES BAY HEALTH AND REHABILITATION CENTER		183	1	1%	184
CANTERFIELD OF CLAY COUNTY		146	38	21%	184
ADVENT HEALTH CENTRA CARE - WESLEY CHAPEL		13	170	93%	183
NADAL PEDIATRICS - VICTORIA STREET (3385)		155	28	15%	183
TUSCAN GARDENS OF VENETIA MANAGEMENT COMPANY		169	14	8%	183
BROOKDALE ORANGE PARK		181	1	1%	182
CANTERFIELD OF OCALA, LLC		171	11	6%	182
PEDIATRICS OF GREATER ORLANDO		155	27	15%	182
PRIMECARE OF DOTHAN		127	54	30%	181
Emory L Bennett State Veterans Nursing Home		178	3	2%	181
ARDEN COURTS OF LARGO FL, LLC		159	22	12%	181
VILLAGE PEDIATRICS LLC		152	29	16%	181
EXOSOME DIAGNOSTICS	1	161	19	10%	181
STERLING HOUSE OF PUNTA GORDA		179	1	1%	180
SUNY UPSTATE MEDICAL UNIVERSITY		165	15	8%	180
GENETIC TECHNOLOGICAL INNOVATIONS, LLC		166	13	7%	179
CLERMONT URGENT CARE			178	100%	178
EMBRY RIDDLE AERONAUTICAL UNIVERSITY HEALTH SERVICES		1	176	99%	177

# COVID-19: testing by laboratory

Data through Apr 10, 2021 verified as of Apr 11, 2021 at 09:25 AM

Data in this report are provisional and subject to change.

The numbers in the table below represent the number of Florida and non-Florida residents for whom test results were received by the Department of Health. A person can be tested by more than one laboratory and can have both positive and negative results. **Therefore, the sum of the numbers in each column will be larger than the total number of people tested.**

Reporting lab	Inconclusive	Negative	Positive	Percent positive	Total
ADVENT HEALTH CENTRA CARE - CARROLLWOOD		5	172	97%	177
RDV SPORTSPLEX PEDIATRICS		149	28	16%	177
ROSECASTLE OF CITRUS		147	30	17%	177
BRIGHTON EGGERT PHARMACY INC		170	7	4%	177
CHARTER SENIOR LIVING OF PANAMA CITY BEACH		156	21	12%	177
FLORIDA DEPARTMENT OF HEALTH IN ALACHUA COUNTY -		162	14	8%	176
GENE BY GENE		61	115	65%	176
NORTH FLORIDA INTERNAL MEDICINE PA		142	34	19%	176
BAY EDUCATORS WELLNESS CENTER		119	57	32%	176
D PEDIATRICS		158	17	10%	175
Signature Healthcare of Ormond		174	1	1%	175
BVM THE BRIDGES LLC		175			175
ORLANDO HEALTH EMERGENCY DEPARTMENT		163	12	7%	175
ROSECASTLE OF ZEPHRHILLS		172	3	2%	175
The Inn at Sarasota Bay Club		173	2	1%	175
CAYUGA MEDICAL CENTER AT ITHACA		170	5	3%	175
NORTH BEACH REHABILITATION CENTER		173	2	1%	175
MID FLORIDA PATHOLOGY LLC MOBILE UNIT #4		121	53	30%	174
ASTON GARDENS AT PELICAN MARSH		169	5	3%	174
ANCHOR CARE AND REHABILITATION CENTER		173	1	1%	174
CENTRAL FLORIDA HEALTHCARE GROUP LLC		151	22	13%	173
AMERICAN FAMILY MEDICAL LLC		131	42	24%	173
FORT WALTON REHABILITATION CENTER		133	39	23%	172
SUWANNEE VALLEY NURSING CENTER		158	14	8%	172
MOBILE INFIRMARY MED CENTER PATH LAB		157	15	9%	172
VIPEDIATRICS PLLC		157	15	9%	172
BROOKDALE FORT MYERS THE COLONY		167	4	2%	171
LAKEVIEW TERRACE RETIREMENT COMMUNITY		154	17	10%	171
FLORIDA MEDICAL CLINIC LLC		103	68	40%	171
BARBARA O'REILLY MD PA		167	4	2%	171
URGENT CARE OF THE PALM BEACHES, NORTH PALM BEACH			170	100%	170
HIGHLANDS LAKE CENTER		165	5	3%	170
Life Care Center of Orlando		164	5	3%	169
VITAS HEALTHCARE CORPORATION OF FL		154	15	9%	169
WEST COAST FAMILY MEDICAL CARE		134	34	20%	168
PANAMA CITY DEVELOPMENTAL CENTER□		168			168
COASTAL INTERNAL MEDICINE		130	38	23%	168
HEARTLAND HEALTHCARE AND REHAB CENTER		146	22	13%	168
Madison Health and Rehabilitation Center		131	36	22%	167
KINDRED HOSPITAL MELBOURNE	1	160	6	4%	167
OSPREY VILLAGE AT AMELIA ISLAND LTD		157	10	6%	167
RITE MEDICAL CARE PC		165	2	1%	167
EAST NEW YORK DIAGNOSTIC AND TREATMENT		158	9	5%	167
ADVENT HEALTH CENTRA CARE - TEMPLE TERRACE	1	103	63	38%	167
FINNISH AMERICAN REST HOME-ALF		164	2	1%	166
QUALITY URGENT CARE AND WELLNESS PL	3	119	44	27%	166

# COVID-19: testing by laboratory

Data through Apr 10, 2021 verified as of Apr 11, 2021 at 09:25 AM

Data in this report are provisional and subject to change.

The numbers in the table below represent the number of Florida and non-Florida residents for whom test results were received by the Department of Health. A person can be tested by more than one laboratory and can have both positive and negative results. **Therefore, the sum of the numbers in each column will be larger than the total number of people tested.**

Reporting lab	Inconclusive	Negative	Positive	Percent positive	Total
FHMG-FLORIDA HOSPITAL MEDICAL GROUP		141	25	15%	166
WOODBIDGE FACILITY INC		161	5	3%	166
MEADOWCREST FAMILY PHYSICIANS		97	69	42%	166
QUEENS HOSPITAL CENTER	1	154	10	6%	165
NO FLORIDA PEDIATRICS, PA - BRADFORD		136	29	18%	165
BROOKDALE BONITA SPRINGS		162	3	2%	165
THE ARLINGTON OF NAPLES INC.		162	3	2%	165
CITRUS HEALTH AND REHAB		132	33	20%	165
NORTH PORT REHABILITATION AND NURSING CENTER □		163	1	1%	164
FREEDOM SQUARE NURSING CENTER □		156	8	5%	164
GATTOLINE ENTERPRISES, INC. DBA FAMILY CARE PHARMACY		136	28	17%	164
TERRACE AT HOBE SOUND, THE	1	154	9	5%	164
WESLEY HAVEN VILLA	1	128	34	21%	163
Signature Healthcare of Palm Beach		162	1	1%	163
BRADENTON HEALTH CARE		163			163
PRECISION GENETICS, INC		157	6	4%	163
TRI COUNTY NURSING HOME		162	1	1%	163
GULFCOAST PEDIATRICS		154	9	6%	163
EAST RIDGE RETIREMENT VILLAGE		161	1	1%	162
MEASE COUNTRYSIDE HOSPITAL		2	160	99%	162
WALGREENS #06012		143	19	12%	162
SOMERBY LAKE NONA		154	7	4%	161
F&T MEDICAL RESEARCH, INC		160			160
ISLAND HEALTH AND REHABILITATION CENTER		159	1	1%	160
KRYSTAL BAY NURSING AND REHABILITATION		154	6	4%	160
GREENBRIAR REHABILITATION AND NURSING CENTER	1	159			160
ARCADIA HEALTH AND REHABILITATION CENTER		100	60	38%	160
KEYSTONE REHAB		160			160
FLORIDA HEALTH CARE PLANS INC		2	158	99%	160
APOLLO HEALTH & REHABILITATION		153	6	4%	159
DESOTO PALMS ALF		154	5	3%	159
BROOKDALE PENSACOLA		158	1	1%	159
WUESTHOFF REF LABORATORY			158	100%	158
TRADITION MEDICAL CENTER LABORATORY		55	102	65%	157
ALL FLORIDA FAMILY AND SPORTS MEDICINE		134	23	15%	157
CVS		41	116	74%	157
DOCTORS MEMORIAL FAMILY PRACTICE	2	119	36	23%	157
Peninsula Care and Rehab		145	12	8%	157
Lehigh Acres Health and Rehabilitation		144	12	8%	156
Englewood Healthcare and Rehab		141	15	10%	156
TIMBERRIDGE NURSING HOME & REHAB		123	33	21%	156
WILTON MANORS HEALTH & REHABILITATION CENTER		146	9	6%	155
COCOA BEACH/ADVENT CENTRA		41	114	74%	155
POINTE, THE		127	28	18%	155
WRIGHTS HEALTH CARE AND REHABILITATION CENTER		125	30	19%	155
PROVIDENCE HOSPITAL LABORATORY		147	8	5%	155

# COVID-19: testing by laboratory

Data through Apr 10, 2021 verified as of Apr 11, 2021 at 09:25 AM

Data in this report are provisional and subject to change.

The numbers in the table below represent the number of Florida and non-Florida residents for whom test results were received by the Department of Health. A person can be tested by more than one laboratory and can have both positive and negative results. **Therefore, the sum of the numbers in each column will be larger than the total number of people tested.**

Reporting lab	Inconclusive	Negative	Positive	Percent positive	Total
DIAMOND RIDGE		147	8	5%	155
PALMETTO FACILITY INC	1	153			154
FAWCETT MEMORIAL HOSPITAL-LAB		39	115	75%	154
JACKSON COUNTY HEALTH DEPARTMENT		107	47	31%	154
HAZELDEN FLORIDA	1	146	7	5%	154
PRUITT HEALTH		152	2	1%	154
LIFE BRITE		137	16	10%	153
WALGREENS 6221		136	17	11%	153
KINDRED HOSPITAL - SOUTH FLORIDA		150	3	2%	153
BENTON HOUSE AT OAKLEAF		122	30	20%	152
SUNNY HILLS ALF OF SEBRING INC		140	12	8%	152
MAINSTREAM DIAGNOSTIC LABORATORY LLC		130	22	14%	152
GRAVITY DIAGNOSTICS		56	96	63%	152
PHYSICIAN PARTNERS PERRY		88	64	42%	152
TUSCAN ISLE CHAMPIONSGATE OP CO LLC		150	2	1%	152
NAVARRE GARDENS LLC		126	25	17%	151
ADVENTHEALTH MEDICAL GROUP FAMILY MEDICINE AT		113	38	25%	151
REFUAH HEALTH CENTER LABORATORY		143	8	5%	151
MINUTECLINIC DIAGNOSTIC OF TEXAS, LLC		135	15	10%	150
LABORATORY OF FLORIDA		97	53	35%	150
The Crossroads		149	1	1%	150
CRANE CENTER		119	31	21%	150
CORE BIO LABS		76	74	49%	150
SHC College Park		149	1	1%	150
PALM BEACH COUNTY HEALTH DEPT LAB	4	139	7	5%	150
CHERRY OAK PALM BEACH COUNTY		142	8	5%	150
ADVENTHEALTH HOSPICE CARE CENTRAL FLORIDA		146	4	3%	150
CLEARWATER STATMED QUICK QUALITY CLINICS		43	106	71%	149
XPRESS URGENT CARE- PORT ST. LUCIE		45	104	70%	149
GOLD CHOICE SENIOR COMMUNITIES		109	40	27%	149
JEFFERSON COUNTY HEALTH DEPARTMENT-MONTICELLO		118	31	21%	149
WALTON PLACE		149			149
HCTB INC		126	23	15%	149
KINDRED HOSPITAL SOUTH FLORIDA		119	30	20%	149
AMERICAN HOUSE COCONUT POINT		131	18	12%	149
PRECISION HEALTH RESOURCES, LLC	1	133	15	10%	149
MILLENNIUM LAB SERVICES			148	100%	148
PEDIATRIC ASSOCIATES AT ARGYLE PA		142	6	4%	148
MINUTECLINIC DIAGNOSTIC		140	8	5%	148
SEAGRASS VILLAGE FLEMING ISLAND		111	37	25%	148
PROMPT CARE OF CENTRAL FLORIDA			148	100%	148
JPR URGENT MEDICAL CARE		143	4	3%	147
CROSSWINDS HEALTH AND REHABILITATION CENTER	1	144	2	1%	147
SONATA COCONUT CREEK	2	122	23	16%	147
ALLCARE MEDICAL CENTERS PC		123	24	16%	147
MACKOUL PEDIATRICS FORT MYERS		130	17	12%	147

# COVID-19: testing by laboratory

Data through Apr 10, 2021 verified as of Apr 11, 2021 at 09:25 AM

Data in this report are provisional and subject to change.

The numbers in the table below represent the number of Florida and non-Florida residents for whom test results were received by the Department of Health. A person can be tested by more than one laboratory and can have both positive and negative results. **Therefore, the sum of the numbers in each column will be larger than the total number of people tested.**

Reporting lab	Inconclusive	Negative	Positive	Percent positive	Total
CARE RESOURCE COMMUNITY HEALTH CENTERS INC		140	7	5%	147
FIRSTCARE CLINIC		72	75	51%	147
BOSTON RED SOX CLUB LP		144	2	1%	146
BAYCARE HEALTH SYSTEMS		5	141	97%	146
Quail Run Health Care Center		146			146
WEDGEWOOD HEALTHCARE CENTER		93	52	36%	145
REGENCY CARE OF BLOUNTSTOWN LLC		135	10	7%	145
FAMILY EXTENDED CARE OF CENTRAL TAMPA		127	18	12%	145
TGH URGENT CARE - SEMINOLE			145	100%	145
ADVENTHEALTH CENTRA CARE PONCIANA	1	81	63	43%	145
BROOKDALE CAPE CORAL		145			145
Nemours Children's Urgent Care		80	64	44%	144
East Bay Rehabilitation Center		110	34	24%	144
DAYSPRING VILLAGE		122	22	15%	144
NCRNC INC		140	4	3%	144
FAWCETT MEMORIAL HOSPITAL LABORATORY			143	100%	143
JEFFERY WEINZWEIG		2	141	99%	143
ESCAMBIA COUNTY JAIL	2	111	30	21%	143
PROVISTA DIAGNOSTICS, INC		140	3	2%	143
MINUTECLINIC DIAGNOSTIC OF SOUTH CARO		118	24	17%	142
DB MD		126	16	11%	142
ARDEN COURTS OF PALM HARBOR		122	20	14%	142
SEMINOLE TRIBE OF FLORIDA		116	26	18%	142
OAKHURST CENTER		135	7	5%	142
PORT ST LUCIE REHABILITATION AND HEALTHCARE		98	43	30%	141
ATMORE COMMUNITY HOSPITAL LABORATORY		114	27	19%	141
UNITED CLINICAL LABORATORIES		132	9	6%	141
CLINICA HISPANA		1	140	99%	141
OAKS OF KISSIMMEE HEALTH AND REHABILITATION CENTER		138	3	2%	141
RESEARCH CENTERS OF AMERICA, LLC		117	24	17%	141
NOVARI CARE LLC		97	44	31%	141
DAYSPRING SENIOR LIVING LLC		138	2	1%	140
LabCorp L#09258090 M#09258105		74	66	47%	140
GATEWAY CARE CENTER		139	1	1%	140
MV MEDICAL PRACTICE DBA PRIMARY URGENT CARE		133	7	5%	140
HOSPICE OF THE TREASURE COAST		135	5	4%	140
GRAND OAKS HEALTH & REHABILITATION		138	1	1%	139
CITRUS MEMORIAL HOSPITAL			139	100%	139
AEGIS MEDICAL GROUP		116	23	17%	139
Gulf Coast Healthcare (Longwood Health and Rehab		118	21	15%	139
CARENOW URGENT CARE - LAKE MARY			138	100%	138
ADVENT HEALTH CENTRA CARE - DELAND		28	110	80%	138
SMILEY MEDICAL GROUP		108	30	22%	138
WINDSOR OF LAKEWOOD RANCH,THE		136	2	1%	138
AHEC CLINIC		8	130	94%	138
AMERICAN PATHOLOGY PARTNERS		136	2	1%	138

# COVID-19: testing by laboratory

Data through Apr 10, 2021 verified as of Apr 11, 2021 at 09:25 AM

Data in this report are provisional and subject to change.

The numbers in the table below represent the number of Florida and non-Florida residents for whom test results were received by the Department of Health. A person can be tested by more than one laboratory and can have both positive and negative results. **Therefore, the sum of the numbers in each column will be larger than the total number of people tested.**

Reporting lab	Inconclusive	Negative	Positive	Percent positive	Total
ADVENT HEALTH CENTRA CARE - CITRUS PARK		9	129	93%	138
MANOR AT BLUEWATER BAY		131	6	4%	137
SPRING HAVEN RETIREMENT	1	133	3	2%	137
Centre Pointe Health and Rehabilitation Center		126	11	8%	137
WILLOWBROOKE COURT AT ST ANDREWS ESTATES		132	5	4%	137
DOCTOR'S IN HOUSE LABORATORY		18	119	87%	137
Lakeside Nursing and Rehabilitation Center	1	111	25	18%	137
LIFE CARE CENTER OF JACKSONVILLE□		115	21	15%	136
LONGWOOD HEALTH AND REHABILITATION CENTER		124	12	9%	136
MANOR CARE OF PALM HARBOR		135	1	1%	136
ARDEN COURTS OF LELY PALMS□		134	2	1%	136
A2Z DIAGNOSTICS		135	1	1%	136
CLARE BRIDGE OF CAPE CORAL	1	135			136
MED COMP SCIENCES		3	133	98%	136
SONATA DELRAY BEACH		125	11	8%	136
ADVENT HEALTH CENTRA CARE - ORANGE CITY	1	53	82	60%	136
REGENCY OAKS HEALTH CENTER		133	2	1%	135
PEDIATRIC CARE CENTER		135			135
IRL MARKET LAB ALACHUA		104	31	23%	135
SONATA WEST		133	2	1%	135
PORT CHARLOTTE HMA		116	18	13%	134
SUNY UPSTATE OVERFLOW LABORATORY		134			134
OPPENHEIMER PLASTIC SURGERY LLC		129	5	4%	134
ADVANCED MEDICAL CENTER		86	48	36%	134
STEWART MEDICAL GROUP		34	100	75%	134
HIGHLANDS MEDICAL CENTER		130	3	2%	133
SOUTH CAMPUS FACILITY INC		122	11	8%	133
GARDENS HEALTH NH LLC		130	3	2%	133
VITAS HEALTHCARE		121	11	8%	132
MINUTECLINIC LLC #4987		115	17	13%	132
HARBORCHASE OF VERO BEACH	1	115	16	12%	132
DIAGNOSTIC LABORATORY OF OKLAHOMA		106	26	20%	132
THE REHABILITATION CENTER OF LAKE CITY		127	5	4%	132
AMERICAN HOUSE-BONITA SPRINGS□		131	1	1%	132
CENTRACARE		18	114	86%	132
SANDALWOOD NURSING CENTER		125	7	5%	132
ARIZONA DEPARTMENT OF HEALTH SERVICES		5	127	96%	132
FOUNTAINS OF HOPE LLC, THE		130	1	1%	131
THE WELLNESS CENTER AT LAKEWOOD RANCH		43	88	67%	131
The Crossings		129	2	2%	131
INTEGRATED REGIONAL LABORATORIES		119	12	9%	131
LAKELAND REGIONAL HEALTH LAKE MIRIAM	2	87	42	32%	131
COQUINA CENTER		125	5	4%	130
SONNIS PEDIATRICS PA		116	14	11%	130
MOOSEHAVEN LIFE CARE CENTER		130			130
WELLOW URGENT CARE PC		128	2	2%	130

# COVID-19: testing by laboratory

Data through Apr 10, 2021 verified as of Apr 11, 2021 at 09:25 AM

Data in this report are provisional and subject to change.

The numbers in the table below represent the number of Florida and non-Florida residents for whom test results were received by the Department of Health. A person can be tested by more than one laboratory and can have both positive and negative results. **Therefore, the sum of the numbers in each column will be larger than the total number of people tested.**

Reporting lab	Inconclusive	Negative	Positive	Percent positive	Total
WEST		115	15	12%	130
ST PETERSBURG PEDIATRICS-MLK JUNIOR BLVD		120	9	7%	129
WILLOW BROOKE COURT AT AZALEA TRACE		128	1	1%	129
TRI-COUNTY NURSING HOME		117	12	9%	129
KINDRED HOSPITAL NORTH FLORIDA	3	119	7	5%	129
BMHSI-AEL MICROBIOLOGY LABORATORY	2	102	25	19%	129
Summit Medical Group		118	11	9%	129
CHARLES CROFT MD	1	127	1	1%	129
QUICK CARE MED PL CR		80	48	38%	128
MAGNOLIA MEDICAL CLINIC		20	108	84%	128
HILLSBOROUGH COUNTY DEVELOPMENTAL CTR	1	117	9	7%	127
SHOAL CREEK REHABILITATION CENTER		85	42	33%	127
GESSLER CLINIC PA		98	29	23%	127
GABISA MEDICAL LLC		127			127
LABCORP RTP		51	76	60%	127
LEE MEMORIAL HEALTH SYSTEM HEALTH FAIR		122	5	4%	127
BIGGERS FAMILY MEDICINE PA	1	113	13	10%	127
KINDRED HOSPITAL-BAY AREA-ST PETERSBURG LAB	1	120	6	5%	127
THE CLUB AND REHABILITATION CENTER		125	1	1%	126
PANAMA PHARMACY	3	105	18	14%	126
ARBOR TERRACE SAN JOSE LLC	3	121	2	2%	126
VITAS HEALTHCARE CORPORATION OF FLORIDA		121	4	3%	125
SURFSIDE URGENT CARE		102	23	18%	125
GRAND VILLA OF LAKE LAND		119	6	5%	125
GRAND VILLA OF ORMOND BEACH		119	6	5%	125
IQBAL A FARUQUI MD		93	32	26%	125
ARBOR GLEN AT ARBOR TRACE	2	113	9	7%	124
ADVENT HEALTH CENTRA CARE - BRANDON		31	93	75%	124
SOUTH GEORGIA MEDICAL CENTER		84	40	32%	124
Mt Sinai Aventura			124	100%	124
WINDERMERE MEDICAL CENTER		119	5	4%	124
NORTH FL SOUTH GA HCS-MALCOM RANDALL VAMC			124	100%	124
TURNING POINT OF TAMPA		117	7	6%	124
FLORIDA DEPARTMENT OF HEALTH IN LAKE COUNTY	1	79	44	35%	124
GENEDX		48	75	61%	123
HEARTLAND PHARMACY LAKE PLACID, INC		93	30	24%	123
CITRUS MEMORIAL HEALTH SYSTEM LAB		2	121	98%	123
MERCY MEDICAL URGENT CARE CENTER INC		72	51	41%	123
ISLAND URGENT CARE PLLC DBA AFC URGENT CARE		122	1	1%	123
ALTERNATIVE LIVING, INC DBA TWIN CITIES PAVILION		119	3	2%	122
MEMORY CARE OF NAPLES		122			122
THREE OAKS PHARMACY INC		109	13	11%	122
MINUTECLINIC DIAGNOSTIC OF RHODE ISLAND, LLC #729		118	4	3%	122
L&S SENIOR CARE DBA ARCADIA OAKS	4	117	1	1%	122
PSL NAPLES BH OPERATIONS, LLC		122			122
MEYER PEDIATRICS		107	15	12%	122

# COVID-19: testing by laboratory

Data through Apr 10, 2021 verified as of Apr 11, 2021 at 09:25 AM

Data in this report are provisional and subject to change.

The numbers in the table below represent the number of Florida and non-Florida residents for whom test results were received by the Department of Health. A person can be tested by more than one laboratory and can have both positive and negative results. **Therefore, the sum of the numbers in each column will be larger than the total number of people tested.**

Reporting lab	Inconclusive	Negative	Positive	Percent positive	Total
FLORIDA ATLANTIC UNIVERSITY		115	7	6%	122
THE COURTYARD ASSISTED LIVING		117	4	3%	121
OCALA CBOC		115	6	5%	121
PINELLAS COUNTY JAIL			121	100%	121
OAKS OF CLEARWATER, THE		118	3	2%	121
Sandy Ridge Center for Rehabilitation and Healing		100	21	17%	121
PARKVIEW HEALTH		121			121
CORNERSTONE MEDICAL CARE OF BRANDON PL		100	21	17%	121
SOLARIS SENIOR LIVING OF MERRITT ISLAND		117	4	3%	121
Crystal Health & Rehab Center		115	6	5%	121
URGENT CARE TCMA			121	100%	121
SEMINOLE SPORTS AND FAMILY MEDICINE		105	15	13%	120
TGH URGENT CARE - TYRONE		3	117	98%	120
SIGNATURE HEALTHCARE OF PORT CHARLOTTE		113	7	6%	120
ARBOR TERRACE ORTEGA LLC	2	116	2	2%	120
SEVEN HILLS HEALTH AND REHABILITATION CENTER		104	16	13%	120
BROOKDALE JENSEN BEACH		117	3	3%	120
NSPIRE HEALTHCARE TAMARAC		80	40	33%	120
ARDEN COURTS OF WEST PALM BEACH		119	1	1%	120
MONTEFIORE MEDICAL CENTER LABORATORIES - MOSES		109	10	8%	119
MD NOW MEDICAL CENTERS INC		87	32	27%	119
MATHISON RETIREMENT COMMUNITY		114	5	4%	119
RDX BIOSCIENCE		60	59	50%	119
MICRO PATH LABORATORIES INC		116	3	3%	119
MY CLINICAL LAB INC		17	102	86%	119
DIATHERIX LABORATORIES		70	49	41%	119
MED ONE AT SAINT AUGUSTINE		87	32	27%	119
PALMS EDGE	1	111	7	6%	119
FLAGLER COLLEGE HEALTH SERVICES		86	33	28%	119
PICH KTM CORP DBA MEDTOWN PHARMACY		102	17	14%	119
BIODESIX, INC.		89	29	25%	118
SH HERON EAST LLC		103	15	13%	118
COASTAL HEALTH AND REHAB		110	8	7%	118
EC OPCO CARROLLWOOD LLC		111	7	6%	118
COASTAL DETOX		115	3	3%	118
HOBDAIR FAMILY HEALTH LLC		82	36	31%	118
PRIME HEALTH OF NORTH PORT LLC		98	19	16%	117
NEIGHBORHOOD MEDICAL CENTER		112	5	4%	117
Golfview Healthcare Center		111	6	5%	117
VILLAS OF HOLLY BROOK - BRADENTON 14TH		115	2	2%	117
JOHN KNOX VILLAGE OF CENTRAL FLORIDA		112	5	4%	117
WESTCHESTER MEDICAL CENTER	1	111	5	4%	117
BROOKDALE COLONIAL PARK	2	114	1	1%	117
LEE COUNTY SCHOOL DISTRICT	1	108	7	6%	116
LATE HOURS URGENT CARE		61	55	47%	116
BELVEDERE COMMONS OF FORT WALTON BEACH		106	10	9%	116



# COVID-19: testing by laboratory

Data through Apr 10, 2021 verified as of Apr 11, 2021 at 09:25 AM

Data in this report are provisional and subject to change.

The numbers in the table below represent the number of Florida and non-Florida residents for whom test results were received by the Department of Health. A person can be tested by more than one laboratory and can have both positive and negative results. **Therefore, the sum of the numbers in each column will be larger than the total number of people tested.**

Reporting lab	Inconclusive	Negative	Positive	Percent positive	Total
UNIVERSITY HEALTH SYSTEM INC		105	11	9%	116
MD 365 MEDICAL CARE		115	1	1%	116
BROOKDALE PALM COAST		116			116
Hialeah Nursing And Rehabilitation Center		109	6	5%	115
Belleair Healthcare Center		109	6	5%	115
FEDERATION CCRC OPERATIONS CORP		115			115
BROWARD HEALTH CORAL SPRINGS EPIDEMIOLOGY DEPT		1	114	99%	115
TIFFANY HALL NURSING AND REHAB CENTER		106	9	8%	115
SUNFLOWER SPRINGS ASSISTED LIVING		105	10	9%	115
CABANA AT JENSEN DUNES, THE		110	4	4%	114
MINUTECLINIC DIAGNOSTIC OF NORTH CAROL		91	23	20%	114
ISLAND DOCTORS		23	91	80%	114
PANCARE HEALTH GULF COUNTY		86	28	25%	114
WESTWOOD NURSING & REHAB		80	34	30%	114
UNIVERSITY MEDICAL CENTER SUITES		100	14	12%	114
SOUTH BALDWIN MEDICAL CENTER GULF SHORES		91	23	20%	114
TREASURE COAST MEDICAL ASSOCIATES		4	110	96%	114
SUMMIT MEDICAL GROUP PA		104	10	9%	114
ELAN BUENA VISTA		97	17	15%	114
KEYSTYLE LIVING LLC	1	112	1	1%	114
Courtyards of Orlando Care Center		102	12	11%	114
PHYSICIANS REGIONAL CLINIC		84	29	26%	113
FHMG LAKE MARY PEDS		98	15	13%	113
ORANGE PARK PEDIATRICS		103	10	9%	113
ROHR HOME		110	3	3%	113
CSL PLASMA INC		9	103	92%	112
BAY REGIONAL URGENT CARE	1	72	39	35%	112
HOSPICE OF THE EMERALD COAST INC - PANAMA CITY	2	103	7	6%	112
ALLIED HEALTH FORT PIERCE		112			112
CLEVELAND CLINIC FOUNDATION		12	100	89%	112
ADVENTHEALTH MEDICAL GROUP PRIMARY CARE		103	8	7%	111
DELAND WELLNESS CENTER			111	100%	111
MG PORT CHARLOTTE II SUBTENANT LLC		99	12	11%	111
ALL MY KIDS PEDIATRICS INC		78	33	30%	111
J FRANK AVEY MD		87	24	22%	111
VILLAGE ON THE ISLE		105	6	5%	111
MORTON PLANT HOSPITAL NURSING		2	108	98%	110
LAKE HOUSE ASSISTED LIVING		93	17	15%	110
TUSCAN ISLE OPERATING COMPANY LLC DBA		106	4	4%	110
FHMG- FLORIDA HOSPITAL MEDICAL GROUP		96	13	12%	109
HEARTLAND SOUTH JACKSONVILLE OF JACKSONVILLE FL ,		109			109
Riviera Health Resort		108	1	1%	109
PEDIATRIC SERVICES AND BREATHING CENTER PA		84	25	23%	109
BAY PINES MEDICAL ASSOCIATES		1	108	99%	109
EVANS HEALTH CARE		106	2	2%	108
HOSPICE OF MARTIN & ST LUCIE, INC		105	3	3%	108

# COVID-19: testing by laboratory

Data through Apr 10, 2021 verified as of Apr 11, 2021 at 09:25 AM

Data in this report are provisional and subject to change.

The numbers in the table below represent the number of Florida and non-Florida residents for whom test results were received by the Department of Health. A person can be tested by more than one laboratory and can have both positive and negative results. **Therefore, the sum of the numbers in each column will be larger than the total number of people tested.**

Reporting lab	Inconclusive	Negative	Positive	Percent positive	Total
North Lake Care Center		107	1	1%	108
VIERA HOSPITAL			108	100%	108
MINUTECLINIC DIAGNOSTIC OF NORTH CARO		95	12	11%	107
CAREMOUNT MEDICAL - PATHOLOGY		103	4	4%	107
NORTHEAST FLORIDA STATE HOSP-NURSING		106	1	1%	107
NAVY HOSPITAL			107	100%	107
BAY VIEW HEALTHCARE		85	22	21%	107
Ocala Oaks Rehabilitation Center		101	6	6%	107
NORTH FLORIDA EVALUATION AND TREATMENT CENTER	2	99	5	5%	106
HEART OF FLORIDA REGIONAL MED CTR		35	71	67%	106
CAN COMMUNITY HEALTH		104	2	2%	106
ASHRAF MEDICAL GROUP PLLC DBA PULSE MD		103	3	3%	106
325TH MEDICAL GROUP		87	19	18%	106
LENOX HILL HOSPITAL		98	8	8%	106
PATRICK AIR FORCE BASE		3	103	97%	106
ELMCROFT OF BELLA VITA		98	8	8%	106
ST PETERSBURG PEDIATRICS-SEMINOLE		92	13	12%	105
WHITE PLAINS HOSPITAL CENTER LAB		101	4	4%	105
MAJESTIC OAKS		102	3	3%	105
ADVANCED EMURGENT CARE		28	77	73%	105
MEDICAL CONSULTANTS OF FLORIDA DBA	1	90	14	13%	105
PEDIATRIC CARE CENTER- JACKSONVILLE BEACH		75	29	28%	104
G & R HEALTH MART PHARMACY		84	20	19%	104
EAST RIDGE RETIREMENT VILLAGE INC		104			104
AU HEALTH		88	16	15%	104
CARE CENTERS OF NASSAU, LLC - HENDRICKS RD		104			104
VITAS HEALTHCARE CORP OF FLORIDA		103	1	1%	104
PREDICTIVE LABORATORIES, INC	1	90	13	13%	104
VISTA MANOR		92	12	12%	104
GIBBENS FAMILY MEDICAL, LLC		85	19	18%	104
GRANDE, THE	2	98	4	4%	104
EMERALD COAST BEHAVIORAL HOSPITAL		98	6	6%	104
ST MARK ASSISTED LIVING CENTER	1	90	12	12%	103
LIFESTREAM BEHAVIORAL CENTER		82	21	20%	103
MENORAH HOUSE		102	1	1%	103
MINUTECLINIC DIAGNOSTIC OF OHIO LLC		82	21	20%	103
BRANDON COMMUNITY HEALTH CENTER		81	22	21%	103
LANDMARK HOSPITAL SOUTHWEST FLORIDA LLC		99	3	3%	102
HENNEPIN HEALTHCARE LABORATORY		102			102
PUTNAM COUNTY SHERIFFS OFFICE		95	7	7%	102
SUNSHINE GARDENS		101	1	1%	102
LECONTE MEDICAL CENTER LAB		83	19	19%	102
BAPTIST MEDICAL CENTER SOUTH		82	20	20%	102
BROOKDALE VERO BEACH SOUTH AL		101			101
CCS - BROWARD COUNTY JAIL		94	7	7%	101
NORTH SHORE MEDICAL LABS	1	93	7	7%	101

# COVID-19: testing by laboratory

Data through Apr 10, 2021 verified as of Apr 11, 2021 at 09:25 AM

Data in this report are provisional and subject to change.

The numbers in the table below represent the number of Florida and non-Florida residents for whom test results were received by the Department of Health. A person can be tested by more than one laboratory and can have both positive and negative results. **Therefore, the sum of the numbers in each column will be larger than the total number of people tested.**

Reporting lab	Inconclusive	Negative	Positive	Percent positive	Total
MINUTECLINIC DIAGNOSTIC OF SOUTH CAROLINA, LLC		85	16	16%	101
MACADAMS HOME HEALTH AGENCY		100	1	1%	101
ORLANDO LUTHERAN TOWERS ASSISTED LIVING		101			101
HARBORCHASE OF NAPLES		88	13	13%	101
Consulate Health Care of Port Charlotte		98	2	2%	100
FLORIDA DEPARTMENT OF HEALTH IN WALTON COUNTY		87	13	13%	100
DOUGLAS T JACOBSON STATE VETERANS HOME		100			100
GRAND VILLA OF DELAND		94	6	6%	100
QUALITY URGENT CARE AND WELLNESS		61	39	39%	100
PruittHealth Fleming Island		87	13	13%	100
EMERALD COAST CENTER		96	4	4%	100
GLOBAL CENTRAL LABS AT PPD	2	88	10	10%	100
UNIVERSTIY CENTER MEDICAL LLC DBA	1	94	5	5%	100
SANIBEL INTERNAL MEDICINE, LLC		96	3	3%	99
AVOW HOSPICE INC		99			99
Consulate Health Care of Jacksonville		85	14	14%	99
ST JOHNS COUNTY DETENTION CENTER		99			99
Cross Landings Health and Rehabilitation		97	2	2%	99
MIAMI BEACH COMMUNITY HEALTH CENTER		2	97	98%	99
Alhambra Health and Rehabilitation		99			99
CENTRAL FLORIDA HEALTH CARE		47	52	53%	99
TOTAL CARE PLUS LLC			99	100%	99
KORGENE LAB	1	28	69	70%	98
NORTH CENTRAL BRONX HOSPITAL		93	5	5%	98
URINEGOODHANDS LLC		96	2	2%	98
BLISS HEALTHCARE SERVICES	1	74	23	23%	98
PLAZA OF HALLANDALE BEACH		98			98
FLORIDA COMMUNITY HEALTH CENTERS INC			98	100%	98
LANDMARK, THE		48	50	51%	98
SEMINOLE COUNTY HEALTH DEPARTMENT		79	19	19%	98
VALLEY MEDICAL CENTER		91	7	7%	98
RIDGEWOOD DIAGNOSTIC LABORATORY		92	5	5%	97
DEVANSH LAB WERKS INC		79	18	19%	97
HEALTH CENTERS AT BRENTWOOD		96	1	1%	97
SUPERIOR RESIDENCES OF LECANTO		82	15	15%	97
MINNESOTA TWINS		92	5	5%	97
KALEIDA HEALTH CENTER FOR LABORATORY		91	6	6%	97
ARBOR TRAIL		77	20	21%	97
HURLBURT FIELD CLINIC		39	58	60%	97
MARKET STREET VIERA		95	1	1%	96
BAYSHORE MEMORY CARE		96			96
ARDEN COURTS OF SARASOTA		79	17	18%	96
PEDIATRIC ASSOCIATES ORLANDO		82	14	15%	96
ADVENT HEALTH CENTRA CARE - EAST ORLANDO		65	30	32%	95
THE TERRACE OF KISSIMMEE		80	15	16%	95
MD NOW MEDICAL CENTERS, INC.		74	21	22%	95

# COVID-19: testing by laboratory

Data through Apr 10, 2021 verified as of Apr 11, 2021 at 09:25 AM

Data in this report are provisional and subject to change.

The numbers in the table below represent the number of Florida and non-Florida residents for whom test results were received by the Department of Health. A person can be tested by more than one laboratory and can have both positive and negative results. **Therefore, the sum of the numbers in each column will be larger than the total number of people tested.**

Reporting lab	Inconclusive	Negative	Positive	Percent positive	Total
CROSS CITY REHABILITATION AND HEALTH CARE CENTER		72	23	24%	95
QPS, LLC		91	3	3%	94
ERIE COUNTY MEDICAL CTR CLINICAL LABS		90	4	4%	94
PORT CHARLOTTE REHABILITATION CENTER		81	13	14%	94
ADVENT HEALTH CENTRA CARE - WATERMAN		79	15	16%	94
DIAGNOSTIC SOLUTIONS		3	91	97%	94
CONSULATE HEALTH CARE OF SARASOTA□	1	93			94
OMNI HEALTHCARE, INC		91	2	2%	93
HARBOR BEACH NURSING AND REHABILITATION CENTER		90	3	3%	93
PALM BAY HOSPITAL			93	100%	93
PUBLIC SQUARE PHARMACY LLC		73	20	22%	93
BRIDGEVIEW CENTER LLC□		81	12	13%	93
PRESERVE AT PALM AIRE	3	90			93
STONY BROOK UNIVERSITY MEDICAL CENTER		79	14	15%	93
LABFIRST - DEPARTMENT OF PATHOLOGY		89	4	4%	93
PRIMECARE AT TWIN LAKES		2	91	98%	93
PENNSYLVANIA DEPT OF HEALTH		21	72	77%	93
BLOCK NATION CHASE		79	13	14%	92
JOHN KNOX VILLAGE OF FLORIDA ALF	1	87	4	4%	92
HAWTHORN HOUSE□		78	14	15%	92
EAST ALABAMA MEDICAL CENTER LABORATORY		80	12	13%	92
NEW SMYRNA BEACH URGENT CARE			92	100%	92
DEBARY HEALTH AND REHABILITATION CENTER		88	3	3%	91
KINDRED AT HOME		82	9	10%	91
BAHIA OAKS LODGE		85	6	7%	91
CENTURY CENTER FOR REHABILITATION & HEALING		73	18	20%	91
HERON CLUB AT PRESTANCIA		89	2	2%	91
MAGNOLIA DIAGNOSTIC		2	89	98%	91
A COUNTRY PLACE ASSISTED LIVING FACILITY		89	2	2%	91
TREASURE COAST FORENSIC TREATMENT CTR		70	21	23%	91
AVERO DIAGNOSTICS		67	24	26%	91
AFTER HOURS PEDIATRICS			91	100%	91
Winter Garden Rehab and Nursing Facility		79	11	12%	90
LAKE GIBSON VILLAGE, LLC		87	3	3%	90
ROSECASTLE AT DELANEY CREEK		89	1	1%	90
KEYS MEDICAL GROUP			90	100%	90
EVENTEST, LLC		87	2	2%	89
CALADIUM PEDIATRICS		79	10	11%	89
NORTH FLORIDA SPINE AND WELLNESS		69	20	22%	89
WINDSOR OAKS		88	1	1%	89
STUART LODGE LIVING LLC		66	23	26%	89
Conway Lakes Health and Rehabilitation Center		89			89
Lanier Rehab		64	25	28%	89
FREEDOM INN AT TARPON SPRINGS		82	7	8%	89
BARRY UNIVERSITY STUDENT HEALTH SERVICES		52	37	42%	89
CRESTVIEW URGENT CARE		16	73	82%	89

# COVID-19: testing by laboratory

Data through Apr 10, 2021 verified as of Apr 11, 2021 at 09:25 AM

Data in this report are provisional and subject to change.

The numbers in the table below represent the number of Florida and non-Florida residents for whom test results were received by the Department of Health. A person can be tested by more than one laboratory and can have both positive and negative results. **Therefore, the sum of the numbers in each column will be larger than the total number of people tested.**

Reporting lab	Inconclusive	Negative	Positive	Percent positive	Total
MD 365 MEDICAL CARE PLLC		89			89
ATRIUM AT LIBERTY PARK		85	4	4%	89
RARITAN BAY PERTH AMBOY		79	9	10%	88
COOPER FAMILY MEDICAL PLLC		68	20	23%	88
TALLAHASSEE VA OPC		84	4	5%	88
LONGWOOD CARDIOLOGY			88	100%	88
EXPRESS DOCS LLC			88	100%	88
LAFAYETTE NURSING AND REHABILITATION CENTER		86	2	2%	88
GOVERNOR'S CREEK HEALTH & REHABILITATION		87	1	1%	88
Baldwin Pediatrics		77	11	13%	88
Winter Park Care and Rehab		87	1	1%	88
CLYDE E LASSEN STATE VETERANS NURSING HOME		62	25	29%	87
EISENHOWER ARMY MEDICAL CENTER		80	7	8%	87
BRANDON HEALTH AND REHABILITATION CENTER	1	85	1	1%	87
BAYLOR GENETICS		75	12	14%	87
TREASURE COAST PEDIATRICS PA		81	6	7%	87
PACIFIC ANALYTICS			87	100%	87
WE SCREEN LLC		84	3	3%	87
UNIVERSITY OF NEW MEXICO HOSPITAL		87			87
PANIRA HEALTHCARE CLINIC		2	85	98%	87
ORANGE COUNTY CORRECTIONS HEALTH SERVICES		68	19	22%	87
CATHOLIC HEALTH SYSTEM DEPT LABORATORY		84	3	3%	87
CATHOLIC HEALTH SERVICES REGIONAL LAB		78	8	9%	86
MIAMI SHORES NURSING & REHAB		86			86
JERICO URGENT CARE		82	4	5%	86
DISCOVERY VILLAGE AT THE FORUM		86			86
SIGNATURE HEALTHCARE OF MIDDLEBURG		84	2	2%	86
BRILLIANCE ASSISTED LIVING		69	17	20%	86
AESTHETIC SURGERY CENTER OF WINTER PARK, THE	3	78	5	6%	86
ACE BIOMEDICAL LABS LLC		73	13	15%	86
VILLAGES VA CBOC	2	78	6	7%	86
PENSACOLA DEVELOPMENTAL CENTER		67	19	22%	86
GRAND OAKS OF JENSEN BEACH LLC		85	1	1%	86
WALGREENS #12673		82	3	4%	85
ST VINCENT'S BIRMINGHAM		78	7	8%	85
BISHOP GRADY VILLAS		83	2	2%	85
FLORIDA PEDIATRIC GROUP		31	54	64%	85
SOUTH LAKE PEDIATRICS		76	9	11%	85
HUNTINGTON HOSPITAL LABORATORY		82	3	4%	85
PRMG - EAST NAPLES	1	73	11	13%	85
BEACHES PEDIATRICS PA		80	5	6%	85
MEDEXPRESS - BLOOMIN BRANDS		65	20	24%	85
W. FRANK WELLS NURSING HOME		84	1	1%	85
ARBOR OAKS AT TYRONE	9	73	2	2%	84
SUWANNEE COUNTY SHERIFF OFFICE		81	3	4%	84
PARK OF THE PALMS INC		83	1	1%	84

# COVID-19: testing by laboratory

Data through Apr 10, 2021 verified as of Apr 11, 2021 at 09:25 AM

Data in this report are provisional and subject to change.

The numbers in the table below represent the number of Florida and non-Florida residents for whom test results were received by the Department of Health. A person can be tested by more than one laboratory and can have both positive and negative results. **Therefore, the sum of the numbers in each column will be larger than the total number of people tested.**

Reporting lab	Inconclusive	Negative	Positive	Percent positive	Total
PINES OF SARASOTA GARDEN		84			84
NITE LITE PEDIATRICS – JACKSONVILLE		76	8	10%	84
PEDIATRIC SERVICES OF AMERICA INC		79	5	6%	84
LONG TERM CARE OF JAY, LLC		63	21	25%	84
Summit Medical Group, Pa Db a Citymd		76	7	8%	83
MEDRITE URGENT CARE		69	14	17%	83
LABCORP EMPLOYER SERVICES		82	1	1%	83
PLYMOUTH HOME FOR ADULTS, INC.	8	74	1	1%	83
CANOPY ON BERRYHILL, THE		51	32	39%	83
MID FLORIDA PRIMARY CARE PA		69	14	17%	83
HUNTSVILLE HOSPITAL LABORATORY		58	25	30%	83
LAKE HOWELL FAMILY MEDICINE ASSOCIATES		69	14	17%	83
LAB		29	53	65%	82
ARLINGTON OF NAPLES INC, THE		82			82
Lexington Health and Rehabilitation Center		82			82
THE PAVILION FOR HEALTH CARE		72	10	12%	82
BIO-TECH CLINICAL LABORATORIES		41	40	49%	81
CHAMBREL AT ISLAND LAKE		78	3	4%	81
COLONY CARE CENTER		65	16	20%	81
GRACE MEDICAL HOME		65	15	19%	80
ALLIANCE PEDIATRICS		49	31	39%	80
JENNIFER J CHIAVETTA-GRLSANTI DC		64	16	20%	80
BALMORAL TENANT SERVICES INC	1	43	36	45%	80
ECOLAB GROUP		45	35	44%	80
INSTITUTE OF PATHOLOGY KINGS COUNTY		76	3	4%	79
VETERANS AFFAIRS MEDICAL CENTER - PALO ALTO		28	51	65%	79
LAB PLUS, LLC AT SAINT THOMAS WEST HOSPITAL		65	14	18%	79
SIMED LABORATORY		63	16	20%	79
EDGEWATER AT WATERMAN VILLAGE		78	1	1%	79
CBS LABS OF TAMPA LLC		3	76	96%	79
ROYAL CARE OF AVON PARK		75	3	4%	78
HOLMES COUNTY HEALTH DEPARTMENT	1	64	13	17%	78
CAMPBELL URGENT CARE		14	64	82%	78
NEW MEXICO STATE PUBLIC HEALTH DIVISION		78			78
BROWARD HEALTH MEDICAL CENTER CLINICAL LAB			78	100%	78
LAKE MORTON PLAZA		75	3	4%	78
CENTRAL BALDWIN IMMEDIATE CARE & FAMILY PRACTICE		60	18	23%	78
EMERGENCY PHYSICIANS MEDICAL CENTER LLC		57	21	27%	78
AR ANESTHESIA LLC		76	2	3%	78
WEST VOLUSIA FAMILY AND SPORTS MEDICINE		75	2	3%	77
PERSONAL PEDIATRICS		68	9	12%	77
MISIR DRUGS LLC		64	13	17%	77
ORANGE CITY NURSING AND REHAB		75	2	3%	77
BAYCARE MEDICAL GROUP		71	6	8%	77
HEALTH FIRST - PALM BAY HOSPITAL		2	75	97%	77
BOND CLINIC PA		45	32	42%	77

# COVID-19: testing by laboratory

Data through Apr 10, 2021 verified as of Apr 11, 2021 at 09:25 AM

Data in this report are provisional and subject to change.

The numbers in the table below represent the number of Florida and non-Florida residents for whom test results were received by the Department of Health. A person can be tested by more than one laboratory and can have both positive and negative results. **Therefore, the sum of the numbers in each column will be larger than the total number of people tested.**

Reporting lab	Inconclusive	Negative	Positive	Percent positive	Total
INFINITY BIOLOGIX LLC OAKDALE		71	5	7%	76
CLINICAL PATHOLOGY ASSOCIATES-SONIC REFERENCE LAB		76			76
LEVY COUNTY DEPARTMENT OF HEALTH		55	21	28%	76
DELCARE PA		60	16	21%	76
WINDSOR REFLECTIONS		75	1	1%	76
PROMEDICA LABORATORIES		21	55	72%	76
DYNAMIC MEDICAL USA			76	100%	76
S-H THIRTY-FIVE OPCO- PORT ST LUCIE, LLC	1	75			76
DOH-WEST PALM BEACH BRANCH LABORATORY		3	73	96%	76
MOBILE PHYSICIAN SERVICES INC		68	8	11%	76
ASSOCIATED CLINICAL LABORATORIES		68	8	11%	76
ALTAMONTE PEDIATRIC ASSOCIATES		31	45	59%	76
WALGREENS 9627		70	6	8%	76
JACOBI MEDICAL CENTER		70	5	7%	75
ADVENTHEALTH EXPRESSCARE		45	30	40%	75
BROWARD HEALTH MEDICAL CENTER		3	72	96%	75
DOCTORS CENTER PA,THE		63	12	16%	75
BAYFRONT MEDICAL		53	22	29%	75
SUN CLINICAL LABORATORIES		73	1	1%	74
NOAH CLINICAL LABORATORY		63	11	15%	74
BROOKDALE OVIEDO		72	2	3%	74
OAK MANOR NURSING HOME		70	4	5%	74
SCOTT LAKE HEALTH AND REHABILITATION CENTER		71	3	4%	74
TROPICANA MANUFACTURING COMPANY INC		68	6	8%	74
NOMI HEALTH LAB SERVICES LLC		5	68	93%	73
PALM RIVER COMMUNITY HEALTH CENTER		66	7	10%	73
MICHAEL AKPEKE MD		64	9	12%	73
GOOD HEARTS COVID TESTING		30	43	59%	73
WATERCREST ST LUCIE WEST	1	69	3	4%	73
CONSULATE HEALTH CARE - LAKE MARY		72	1	1%	73
HAVEN OF OUR LADY OF PEACE		72			72
WALGREENS 2941		69	3	4%	72
LPG PRIMARY CARE AT SURFSIDE		64	8	11%	72
DISCOVERY VILLAGE AT PALM BEACH GARDENS		71	1	1%	72
PANCARE HEALTH - FREEPORT CLINIC SUITE B		63	9	13%	72
MD LABS		45	27	38%	72
SOS MOBILE MEDICAL CARE LLC		61	11	15%	72
LAKE CITY VA MEDICAL CENTER			72	100%	72
GV NAPLES OPCO, LLC		71	1	1%	72
CRAIG BERGER MD PL D/B/A BAY AREA EYE INSTITUTE		72			72
STONY BROOK SOUTHAMPTON		70	2	3%	72
GRAND ST PAUL CVS		70	1	1%	71
NORTH SHORE UNIVERSITY HOSPITAL LABORATORY		65	6	8%	71
AESTHETIC ENHANCEMENTS		71			71
STERLING HOUSE OF TALLAHASSEE	3	62	6	8%	71
PANCARE HEALTH - MALONE CLINIC		64	7	10%	71

# COVID-19: testing by laboratory

Data through Apr 10, 2021 verified as of Apr 11, 2021 at 09:25 AM

Data in this report are provisional and subject to change.

The numbers in the table below represent the number of Florida and non-Florida residents for whom test results were received by the Department of Health. A person can be tested by more than one laboratory and can have both positive and negative results. **Therefore, the sum of the numbers in each column will be larger than the total number of people tested.**

Reporting lab	Inconclusive	Negative	Positive	Percent positive	Total
CENTRAL FLORIDA PEDIATRICS		38	33	46%	71
AMMON LABS		61	10	14%	71
ADVENT HEALTH - LAKE MARY		61	10	14%	71
CONCENTRA - FT LAUDERDALE - COMMERCIAL BLVD		71			71
ADVANCED LAB		67	4	6%	71
INN AT ASTON GARDENS AT PELICAN POINTE,THE		67	4	6%	71
CL BRUMBACK PRIMARY CARE CLINICS		17	54	76%	71
NORTH FLORIDA PEDIATRICS		57	14	20%	71
SUNCOAST COMMUNITY HEALTH CENTERS PEDIATRICS		21	49	70%	70
BENTLEY CARE CENTER		70			70
USF HEALTH MORSANI CENTER		5	65	93%	70
ENCOMPASS HEALTH REHABILITATION HOSPITAL OF LARGO		67	3	4%	70
Highlands Regional Hospital		63	7	10%	70
LUTHERAN HAVEN ASSISTED LIVING		70			70
HARMONY CLINIC		1	69	99%	70
TAMPA BAY CONCIERGE DOCTOR, LLC		68	2	3%	70
BioReference Laboratories, Inc		8	62	89%	70
BOND CLINIC DR ELDEEB		35	35	50%	70
SUMMIT AT VENICE	2	63	5	7%	70
FLORIDA MEDICAL CLINIC PA		48	22	31%	70
CVS MINUTE CLINIC		1	69	99%	70
INDIGO MANOR		22	47	68%	69
PARKSIDE INN	3	64	2	3%	69
THOMAS INTERNAL MEDICINE		58	11	16%	69
HERITAGE HEALTHCARE AND REHABILITATION CENTER		69			69
CP/AIG PENSACOLA DEVELOPMENT LLC		66	3	4%	69
TITUSVILLE FAMILY PRACTICE		16	53	77%	69
PLANTATION GENERAL HOSPITAL CLINICAL LAB		26	43	62%	69
SAN JOSE SENIOR CARE LLC	1	43	25	36%	69
THE GOOD SHEPARDS OF DELAND-WEST		68	1	1%	69
MEMORIAL MANOR		69			69
PROMEDICA SENIOR LIVING		64	4	6%	68
MED EXPRESS		6	62	91%	68
VANDERBILT UNIVERSITY MEDICAL CENTER		60	8	12%	68
BARNETT PARK		2	66	97%	68
BIG BOCA SMILES LLC		66	2	3%	68
AEL- MEMPHIS		17	51	75%	68
SUNCOAST OPTIMAL WELLNESS		23	45	66%	68
GENPATH			68	100%	68
SOMERBY OF SANTA ROSA BEACH		58	9	13%	67
MEASE MANOR INC		63	4	6%	67
BREVARD HEALTH ALLIANCE INC		64	3	4%	67
CHILDRENS CLINIC		27	40	60%	67
EC OPCO PENSACOLA, LLC		66	1	1%	67
ARTHREX MEDICAL CENTER		39	28	42%	67
OKEECHOBEE URGENT CARE		17	49	74%	66



# COVID-19: testing by laboratory

Data through Apr 10, 2021 verified as of Apr 11, 2021 at 09:25 AM

Data in this report are provisional and subject to change.

The numbers in the table below represent the number of Florida and non-Florida residents for whom test results were received by the Department of Health. A person can be tested by more than one laboratory and can have both positive and negative results. **Therefore, the sum of the numbers in each column will be larger than the total number of people tested.**

Reporting lab	Inconclusive	Negative	Positive	Percent positive	Total
BOND AND STEELE CLINIC, PA		52	14	21%	66
SHERMAN-ABRAMS LABORATORY INC		61	5	8%	66
SAMFORD UNIVERSITY HEALTH SERVICES		65	1	2%	66
MEDEX MEDICAL EXPRESS OF PALATKA			66	100%	66
AMERICAN FAMILY MEDICAL		53	13	20%	66
BENTLEY VILLAGE II		57	9	14%	66
Stratford Court of Palm Harbor		56	10	15%	66
LINCOLN MEDICAL AND MENTAL HEALTH CENTER		63	3	5%	66
SANTA BARBARA CARE CENTER		45	21	32%	66
VETERANS AFFAIRS MEDICAL CENTER - GULF COAST		27	39	59%	66
COASTAL LABORATORIES OF FLORIDA		58	8	12%	66
ROCKLEDGE REGIONAL MEDICAL CENTER		30	35	54%	65
CORAL GABLES HOSPITAL			65	100%	65
ADVENT HEALTH CENTRA CARE - WINTER GARDEN		19	46	71%	65
BROOKDALE CENTRE POINTE	1	64			65
INTERNAL MEDICINE ASSOCIATES PA		61	4	6%	65
NXGEN MDX		20	45	69%	65
OUT OF STATE		40	25	38%	65
HERNANDO COUNTY FIRE RESCUE DISTRICT		31	34	52%	65
DEVELOPMENTAL DISABILITIES DEFENDANT PROGRAM		63	2	3%	65
WADSWORTH HEALTH CENTER		62	3	5%	65
TOWERS HOME CARE		61	4	6%	65
ISLAND COAST PEDIATRICS		58	7	11%	65
THE TRADITION OF THE PALM BEACHES		64	1	2%	65
SUMMER VISTA ASSISTED LIVING		38	27	42%	65
FAST PACE MEDICAL CLINIC, PLLC		55	9	14%	64
NORTH FLORIDA MEDICAL CENTER		58	6	9%	64
TRINITY AL SENIOR HOUSING LLC		45	19	30%	64
LPG CONVENIENT CARE AT PINE ISLAND ROAD		58	6	9%	64
SILVER LAKE PEDIATRICS PA		57	7	11%	64
NEMOURS CHILDRENS PRIMARY CARE OVIEDO		51	13	20%	64
MICHAEL A VENAZIO MD		61	3	5%	64
GREENLEAF ALF		63	1	2%	64
JOSEPH L MORSE GERIATRIC CENTER	2	59	3	5%	64
TROY REGIONAL MEDICAL CENTER		53	11	17%	64
SUNCOAST TECHNICAL COLLEGE SCHOOL OF HEALTH		64			64
VIERA HEALTH AND REHABILITATION CENTER		62	2	3%	64
FLORIDA HEALTH CARE		8	55	87%	63
WALGREENS #04809		55	8	13%	63
BEEHIVE HOMES OF GULF BREEZE		47	16	25%	63
MEDI CLINIC SARASOTA INC		62	1	2%	63
WILSON MEMORIAL REGIONAL MEDICAL CENTER		59	4	6%	63
MINUTECLINIC DIAGNOSTIC OF NEW JERSEY		56	7	11%	63
APC PEDIATRICS AT RYE ROAD MEDICAL PARK		63			63
BURRY'S PHARMACY INC		38	25	40%	63
DAVID POSNACK JEWISH DAY SCHOOL		63			63

# COVID-19: testing by laboratory

Data through Apr 10, 2021 verified as of Apr 11, 2021 at 09:25 AM

Data in this report are provisional and subject to change.

The numbers in the table below represent the number of Florida and non-Florida residents for whom test results were received by the Department of Health. A person can be tested by more than one laboratory and can have both positive and negative results. **Therefore, the sum of the numbers in each column will be larger than the total number of people tested.**

Reporting lab	Inconclusive	Negative	Positive	Percent positive	Total
PANCARE HEALTH - JACKSON COUNTY		51	11	18%	62
MENTAL HEALTH CARE INC		53	9	15%	62
ADVENT HEALTH - PALM COAST		1	61	98%	62
BRADFORD COUNTY HEALTH DEPARTMENT		61	1	2%	62
LAKELAND REGIONAL HEALTH		38	24	39%	62
ST VINCENTS PRIMARY CARE		57	5	8%	62
NICEVILLE URGENT CARE		16	46	74%	62
EAST HILL PHARMACY		43	19	31%	62
PALM BAY URGENT CARE		28	34	55%	62
OVERLOOK HOSPITAL LABORATORY		57	5	8%	62
EMERALD COAST HOSPICE		61	1	2%	62
CINNAMON COVE ALF		61	1	2%	62
CVS NY4098030POCT NEW YORK		61	1	2%	62
GOLDEN POND COMMUNITIES		62			62
SIMEDHEALTH LLC		51	10	16%	61
Gulfport Rehabilitation Center		58	3	5%	61
MINUTECLINIC DIAGNOSTIC OF KANSAS, PA		52	9	15%	61
ST FRANCIS HOSPITAL		53	8	13%	61
RITECARE MED CTR H			61	100%	61
SUMTER PEDIATRICS		56	5	8%	61
WASHINGTON REHABILITATION AND NURSING CENTER		51	10	16%	61
SONORAN DESERT PATHOLOGY ASSOCIATES		3	57	95%	60
SAFARI PEDIATRICS PA		59	1	2%	60
WAVE CREST HEALTH AND REHABILITATION CENTER		57	3	5%	60
81ST MEDICAL GROUP		28	32	53%	60
LABCORP		17	43	72%	60
ROSECASTLE OF JACKSONVILLE LLC		59	1	2%	60
NAPHCARE INC		55	5	8%	60
THE PRESERVE AT CLEARWATER		58	2	3%	60
CHILDREN'S HOSPITAL OF ALABAMA		59	1	2%	60
INTERNAL LAB		50	10	17%	60
MEDICAL PAVILION CLINIC		44	16	27%	60
PREMISE HEALTH MIA		22	38	63%	60
TWIN CREEKS ASSISTED LIVING & MEMORY CARE		57	3	5%	60
KESHAV RX LLC		49	11	18%	60
BIG BEND CARES, INC		51	8	14%	59
MULBERRY CARE CENTER		49	10	17%	59
Palms at Ponte Vedra Assisted Living and Memory Care		56	3	5%	59
UHEALTH AT FISHER ISLAND			59	100%	59
BIOTECH		52	7	12%	59
ST CLOUD PHYSICIAN MANAGEMENT LLC DBA ST CLOUD		28	31	53%	59
CDR MAGUIRE INC	1	7	51	86%	59
ERIC C MRSHAL, MD, PC #1842		56	3	5%	59
TBI RESIDENTIAL SERVICES, INC.		48	11	19%	59
FERN PARK DEVELOPMENTAL CENTER		5	54	92%	59
CARDIOLOGY AND MEDICINE ASSOCIATES		43	16	27%	59

# COVID-19: testing by laboratory

Data through Apr 10, 2021 verified as of Apr 11, 2021 at 09:25 AM

Data in this report are provisional and subject to change.

The numbers in the table below represent the number of Florida and non-Florida residents for whom test results were received by the Department of Health. A person can be tested by more than one laboratory and can have both positive and negative results. **Therefore, the sum of the numbers in each column will be larger than the total number of people tested.**

Reporting lab	Inconclusive	Negative	Positive	Percent positive	Total
ERDOX		56	3	5%	59
FLORIDA HEALTH CARE DELAND			59	100%	59
MILLENIUM PHYSICIANS GROUP		1	58	98%	59
GRAND AVENUE RX			59	100%	59
STEINHATCHEE FAMILY MEDICAL CENTER	1	50	8	14%	59
SONATA BOCA RATON		54	4	7%	58
EVIVIA		55	3	5%	58
Margate Health and Rehabilitation Center		56	2	3%	58
BUECHELE DENTAL PA DBA CLERMONT FAMILY DENTISTRY		48	10	17%	58
CALHOUN COUNTY HEALTH DEPT		29	29	50%	58
HORIZON ALF		57	1	2%	58
ALEXANDER NININGER STATE VETERANS		58			58
COOPER FAMILY MEDICAL, PLLC		48	10	17%	58
KINDRED HOSPITAL CENTRAL TAMPA BLOOD GAS	1	52	5	9%	58
TUKA PEDIATRICS		7	51	88%	58
GEORGIA PUBLIC HEALTH LABORATORY		51	7	12%	58
MICHIGAN DEPARTMENT OF HEALTH AND HUMAN SERVICES	1		57	98%	58
ADVENTHEALTH MEDICAL GROUP MULTISPECIALTY			58	100%	58
FAMILY HEALTH CENTER		41	17	29%	58
GEORGE E WEEMS MEMORIAL HOSPITAL LAB		48	10	17%	58
MEDLOGIC LABORATORIES		3	55	95%	58
GENESIS DERMATOLOGY		53	4	7%	57
MIRIMUS CLINICAL LABS	1	22	34	60%	57
CARE CENTERS OF NASSAU LLC MINER ROAD SOUTH		57			57
DEPT OF VA MED CENTE-WEST PALM BEACH			57	100%	57
MALCOM RANDALL DEPT OF VAMC			57	100%	57
MINUTECLINIC DIAGNOSTIC OF HAWAII LLC		50	7	12%	57
ALL AMERICAN URGENT CARE			57	100%	57
KEY WEST MEDICAL CENTER	1	50	6	11%	57
VALENCIA HOUSE ALF		55	2	4%	57
ADVENT HEALTH - MOUNT DORA		10	47	82%	57
KAPG FLEMING ISLAND SENIOR HOUSING OPCO LLC	1	56			57
MARQUIS LABS, LLC		55	2	4%	57
ALZHEIMERS CARE CENTER OF VIERA LTD		37	20	35%	57
FINLAY CLINICAL LABORATORY		20	37	65%	57
REHAB AND HEALTHCARE CENTER OF CAPE CORAL		57			57
ASCENSION SACRED HEART BAY LABORATORY		54	3	5%	57
THE CANOPY AT BERRYHILL		57			57
CORNERSTONE PEDIATRICS		44	12	21%	56
MEADOWCREST FAMILY PHYSICIANS PA	1	33	22	39%	56
PHYSICIANS PRIMARY CARE OF SOUTHWEST FLORIDA		39	17	30%	56
CLINICAL LABS OF HAWAII		56			56
BIOREFERENCE LABORATORIES INC		4	52	93%	56
TIFFANY HALL NURSING AND REHAB		44	12	21%	56
SARATOGA HOSPITAL LABORATORY		51	5	9%	56
LEE COMMUNITY HEALTHCARE - LEHIGH		48	8	14%	56

# COVID-19: testing by laboratory

Data through Apr 10, 2021 verified as of Apr 11, 2021 at 09:25 AM

Data in this report are provisional and subject to change.

The numbers in the table below represent the number of Florida and non-Florida residents for whom test results were received by the Department of Health. A person can be tested by more than one laboratory and can have both positive and negative results. **Therefore, the sum of the numbers in each column will be larger than the total number of people tested.**

Reporting lab	Inconclusive	Negative	Positive	Percent positive	Total
PATHOLOGY CONSULTANTS OF NEW MEXICO		56			56
NORTH FLORIDA PEDIATRICS - JACKSONVILLE		50	6	11%	56
HIALEAH HOSPITAL RESPIRATORY DEPT			56	100%	56
MAUREEN OROURKE-FUTEY			56	100%	56
EAGLES WATCH CLUSTER		47	9	16%	56
ATRIA PARK OF LAKE FOREST (WG HERITAGE LF LLC)		54	2	4%	56
SPRING MANOR ASSISTED LIVING		55			55
NITE LITE PEDIATRICS - PORT ST. LUCIE		46	9	16%	55
PREMIER MEDICAL ASSOCIATES ALL FLORIDA LLC		54	1	2%	55
Salerno Bay Health & Rehabilitation Center		45	10	18%	55
CENTRA CARE - LAKE NONA		6	49	89%	55
MINUTECLINIC DIAGNOSTIC OF SOUTH CAROL		50	5	9%	55
WEST ISLIP URGENT CARE		50	5	9%	55
S-H THIRTY FIVE OPCO - ORANGE CITY, LLC		45	10	18%	55
VPA PC LAB		48	7	13%	55
ATLAN		47	8	15%	55
SONATA HUNTERS CREEK		47	8	15%	55
KENDALL REGIONAL MEDICAL CENTER LAB	3		52	95%	55
EAST CENTRAL FLORIDA OUTPATIENT IMAGING		43	12	22%	55
SOUTHSIDE HOSPITAL NORTHWELL HEALTH LABORATORY		48	7	13%	55
PALM BAY PEDIATRICS		36	19	35%	55
GENTIVA HEALTH SERVICES CERTIFIED INC		52	3	5%	55
DOT DOC SARASOTA		50	5	9%	55
CAMBRIDGE SECURITY SERVICES		51	3	6%	54
APOLLOMDX LABS		32	22	41%	54
ST. CLOUD MEDICAL GROUP		54			54
ORTHOPAEDIC SURGERY CENTER		54			54
FAMILY EXTENDED CARE OF PUNTA GORDA		54			54
LAKE CO EMPLOYEE HEALTH AND WELLNESS CENTER		48	6	11%	54
CERTUS MTD OPCP LLC		52	2	4%	54
LONG ISLAND UNIVERSITY - POST CAMPUS		50	4	7%	54
SARASOTA CO. HEALTH DEPT # 58		40	14	26%	54
JUNIPER VILLAGE AT NAPLES		53	1	2%	54
CLERMONT HEALTH AND REHAB		40	14	26%	54
FUTURE PEDIATRICS		51	3	6%	54
UNITED LABORATORY SERVICES CORPORATION		38	16	30%	54
Osprey Point Nursing Center		51	2	4%	53
CITYMD OF MANAHAWKIN		51	2	4%	53
Jupiter Medical Center Pavilion		52	1	2%	53
MISSION OAKS ASSISTED LIVING		51	2	4%	53
BARNES HEALTHCARE OF FLORIDA LLC		49	4	8%	53
UNIVERSITY OF WEST FLORIDA, THE		52	1	2%	53
QUOTIENT SCIENCES LABS LLC			53	100%	53
TRADITIONAL HOME HEALTH OF PALM BEACH INC		52	1	2%	53
LITTLE NECK URGENT CARE		51	2	4%	53
Bon Secours Maria Manor		48	5	9%	53

# COVID-19: testing by laboratory

Data through Apr 10, 2021 verified as of Apr 11, 2021 at 09:25 AM

Data in this report are provisional and subject to change.

The numbers in the table below represent the number of Florida and non-Florida residents for whom test results were received by the Department of Health. A person can be tested by more than one laboratory and can have both positive and negative results. **Therefore, the sum of the numbers in each column will be larger than the total number of people tested.**

Reporting lab	Inconclusive	Negative	Positive	Percent positive	Total
SOMERSET			53	100%	53
PENNSYLVANIA DEPARTMENT OF HEALTH BUREAU OF LABORATORIES			53	100%	53
INTERNAL MEDICINE SPECIALIST		46	6	12%	52
ALLIANCE COMMUNITY FOR RETIREMENT LIVING		52			52
PHILLIPPE RIDGE		40	12	23%	52
HOLY NAME HOSPITAL LABORATORY		50	2	4%	52
ADVENT HEALTH		49	3	6%	52
ROCHESTER GENERAL HOSPITAL LABORATORY		48	4	8%	52
ADVENT HEALTH EXPRESS CARE		5	47	90%	52
SNH BRFL TENANT LLC	2	50			52
1ST PRIORITY LAB SERVICES		44	8	15%	52
ENCOMPASS HEALTH REHABILITATION HOSPITAL		52			52
LONG ISLAND JEWISH MED CTR		48	4	8%	52
HOME CARE PHARMACY		52			52
ORCHID COVE AT DAYTONA		45	7	13%	52
GULFVIEW MEDICAL INSTITUTE		51			51
Grand Villa of Clearwater		47	4	8%	51
SOUTH CAROLINA DEPT OF HEALTH AND ENVIRONMENT CONTROL		11	40	78%	51
INN AT THE FOUNTAINS, THE		34	17	33%	51
LPG PEDIATRICS AT PAGE FIELD		50	1	2%	51
FELICIDAD MEDICAL CENTER		5	46	90%	51
OCOE PEDIATRICS		44	7	14%	51
LAKELAND REGIONAL HEALTH GATEWAY CENTER		28	23	45%	51
WALGREENS #10373		49	2	4%	51
GUIDEWELL EMERGENCY MEDICINE DOCTORS LLC		23	28	55%	51
SOUTHEAST ALABAMA MEDICAL CENTER			51	100%	51
AVANTE ST CLOUD		48	3	6%	51
MIAMI CLINICAL RESEARCH CORP		12	39	76%	51
NEW YORK PRESBYTERIAN - QUEENS DIAGNOSTIC		47	4	8%	51
PORT ST. LUCIE - ZAXBY'S		50			50
BENTON HOUSE OF PORT ORANGE		44	6	12%	50
CAMP BOGGY CREEK		49	1	2%	50
TGH URGENT CARE POWERED BY FAST TRACK			50	100%	50
CAPE REGIONAL MEDICAL CENTER		47	3	6%	50
POPLAR HEALTHCARE PLLC	1	11	38	76%	50
RAINBOW PEDIATRICS PC LLC / BREAKFAST POINT		39	11	22%	50
NORTH FLORIDA PHARMACY		44	6	12%	50
LAKE SHERIFF		39	11	22%	50
MARIANNA HEALTH AND REHABILITATION CENTER		49	1	2%	50
BETHUNE-COOKMAN UNIVERSITY		32	18	36%	50
AMELIA ASSISTED LIVING FACILITY		50			50
QHC UPSTATE MEDICAL PC		41	9	18%	50
HILA BECKERMAN MD LLC	1	45	4	8%	50
PRACTICE MANAGEMENT OF AMERICA, INC.		7	43	86%	50
CARE ATC - ANDES			50	100%	50
Citymd Of Toms River		42	7	14%	49

# COVID-19: testing by laboratory

Data through Apr 10, 2021 verified as of Apr 11, 2021 at 09:25 AM

Data in this report are provisional and subject to change.

The numbers in the table below represent the number of Florida and non-Florida residents for whom test results were received by the Department of Health. A person can be tested by more than one laboratory and can have both positive and negative results. **Therefore, the sum of the numbers in each column will be larger than the total number of people tested.**

Reporting lab	Inconclusive	Negative	Positive	Percent positive	Total
ST ANTHONYS PRIMARY CARE LLC/JACKSON STREET			49	100%	49
USF		1	48	98%	49
NORTHBROOK CENTER FOR		47	2	4%	49
SOLARIS SENIOR LIVING NORTH NAPLES		48	1	2%	49
OPTUMCARE SOUTH FLORIDA, LLC		42	7	14%	49
HEALTH FIRST - CAPE CANAVERAL HOSPITAL		1	48	98%	49
DOH		23	26	53%	49
ALLEGRO		47	2	4%	49
ADVENTIST HEALTH SYSTEM FLORIDA		34	15	31%	49
ADVANCE URGENT CARE CENTER, LLC		8	41	84%	49
MILLENNIA ADVANCED SCIENTIFIC LLC			49	100%	49
PREMIUM HEALTH SERVICES OF TAMPA BAY LLC		27	22	45%	49
SOFT CELL LABORATORIES		45	4	8%	49
IMA MEDICAL CENTER		34	15	31%	49
PREMIER MEDICAL ASSOCIATES		46	2	4%	48
LEE MEMORIAL HEALTH SYSTEM D/B/A LEE COMMUNITY		44	4	8%	48
FHMG_CTR FOR SENIOR HEALTH		43	5	10%	48
BITTINGS APOTHECARY INC		42	6	13%	48
ORLANDO CLINICAL RESEARCH CENTER		45	3	6%	48
THE TERRACE OF JACKSONVILLE		3	45	94%	48
NAPLES PEDIATRICS INC		43	5	10%	48
SEWANEE MOLECULAR DIAGNOSTICS LABORATO		48			48
COURTYARD GARDENS OF BOYNTON BEACH, LLC		45	3	6%	48
INTERCOASTAL MEDICAL GROUP		2	46	96%	48
BAY CENTER HURRICANE SHELTER		48			48
MADISON COUNTY MEMORIAL HOSPITAL LABORATORY		15	33	69%	48
PREMIER COMMUNITY HEALTHCARE GROUP INC		46	2	4%	48
GRAND OAKS OF PALM CITY LLC	1	41	6	13%	48
COURTYARD GARDENS OF JUPITER		48			48
ISLAND URGENT CARE PLLC		44	4	8%	48
BAPTIST URGENT CARE		44	4	8%	48
S-H THIRTY FIVE OPCO - LUTZ, LLC		47	1	2%	48
ENCOMPASS HEALTH REHABILITATION HOSPITAL OF SARASOTA		48			48
NIGHT LITE PEDIATRICS CENTER LLC		10	38	79%	48
CAREMED INTERNAL MEDICINE		30	18	38%	48
SMS DO PA		40	8	17%	48
MORTON PLANT			48	100%	48
FAMILY EXTENDED CARE OF WINTER HAVEN		45	2	4%	47
URGENT CARE & WELLNESS CENTER		15	32	68%	47
COMPLETE HOME CARE OF THE PALM BEACHES LLC		43	4	9%	47
INTERLAB		1	46	98%	47
ADVENT HEALTH - FOUR CORNERS ER		35	12	26%	47
MOBILE DOC FL, LLC		29	18	38%	47
URGENT CARE USA LLC		2	45	96%	47
JOHN D ARCHBOLD MEMORIAL HOSPITAL		46	1	2%	47
ADVENT HEALTH - LAKE WALES		35	12	26%	47

# COVID-19: testing by laboratory

Data through Apr 10, 2021 verified as of Apr 11, 2021 at 09:25 AM

Data in this report are provisional and subject to change.

The numbers in the table below represent the number of Florida and non-Florida residents for whom test results were received by the Department of Health. A person can be tested by more than one laboratory and can have both positive and negative results. **Therefore, the sum of the numbers in each column will be larger than the total number of people tested.**

Reporting lab	Inconclusive	Negative	Positive	Percent positive	Total
MINUTECLINIC, LLC		41	6	13%	47
ADVENTHEALTH MEDICAL GROUP FAMILY MEDICINE		42	5	11%	47
WINTER GARDEN REHAB AND NURSING CENTER		43	4	9%	47
HERNANDO ENDOSCOPY AND SURGERY CENTER		36	11	23%	47
LPG PRIMARY CARE AT PINE ISLAND		39	8	17%	47
NAVARRE GARDENS		41	6	13%	47
ADVENT HEALTH MEDICAL GROUP OB GYN AT		40	6	13%	46
COLLIER BLVD HMA PHYSICIAN MANAGEMENT LLC		46			46
JFK MEDICAL CENTER NORTH LAB		1	45	98%	46
EAST MANATEE FAMILY	1	1	44	96%	46
ST JOSEPHS HOSPITAL SOUTH HOSPITAL			46	100%	46
PREMIER PLACE HEALTHCARE AT THE GLENVIEW		46			46
LPG PULMONOLOGY-COCONUT POINT		39	7	15%	46
TRICORE REF LABS - UNIV OF NM		46			46
CITY OF OCALA EMPLOYEE HEALTH AND WELLNESS CENTER		39	7	15%	46
LIGHTHOUSE PEDIATRICS OF NAPLES		42	4	9%	46
CARE 4 U MANAGEMENT, INC			46	100%	46
Guardian Care Nursing and Rehabilitation Center		46			46
KAPG ST AUGUSTINE SENIOR HOUSING OPCO LLC		37	9	20%	46
PATRICK MANOR INCORPORATED		46			46
POINTE AT NEW PORT PLACE,THE		46			46
EMED LABS, LLC	3	43			46
GRAMERCY PARK URGENT CARE		44	2	4%	46
PANCARE HEALTH - BAY COUNTY - YOUNGSTOWN		41	5	11%	46
WG EVERGREEN WOODS SH LLC		46			46
NORTH FLORIDA / SOUTH GEORGIA VETERANS HEALTH SYSTEM		1	45	98%	46
H LEE MOFFITT CANCER CENTER MICRO		46			46
PINES NURSING HOME		44	2	4%	46
HARTFORD HEALTH SERVICES LLC		46			46
HIGHLANDS COUNTY FIRE RESCUE		45			45
LARA HEALTH AND WELLNESS CENTER LLC		45			45
LUTHERAN HAVEN EXTENDED CONGREGATE CAR		45			45
CITY OF CAPE CORAL		35	10	22%	45
ALLIANCE OF PHYSICIANS AGAINST COVID-19			45	100%	45
AVALON PARK RETIREMENT RESIDENCE		43	2	4%	45
BD MEDICAL SYSTEMS		43	2	4%	45
BRP SH OPCO LLC		45			45
NEXT MOLECULAR ANALYTICS		14	31	69%	45
Rehabilitation Center of the Palm Beaches		45			45
MINUTECLINIC DIAGNOSTIC OF NORTH CAROLINA		44	1	2%	45
REDI-MED WALK-IN FAMILY CARE			45	100%	45
COLLIER URGENT CARE CENTERS		44	1	2%	45
SAN CARLOS PHARMACY		39	6	13%	45
VIP WALK IN CLINIC		23	22	49%	45
SOUTHPORT SQUARE HARBOUR HEALTH		45			45
STUART URGENT CARE			45	100%	45

# COVID-19: testing by laboratory

Data through Apr 10, 2021 verified as of Apr 11, 2021 at 09:25 AM

Data in this report are provisional and subject to change.

The numbers in the table below represent the number of Florida and non-Florida residents for whom test results were received by the Department of Health. A person can be tested by more than one laboratory and can have both positive and negative results. **Therefore, the sum of the numbers in each column will be larger than the total number of people tested.**

Reporting lab	Inconclusive	Negative	Positive	Percent positive	Total
NEOGENOMICS LABORATORIES INC		45			45
LINCOLN DIAGNOSTIC LAB		43	2	4%	45
NEWPATH DIAGNOSTICS		36	8	18%	44
PLAINVIEW URGENT CARE		41	3	7%	44
IMMEDIATE CARE PA		40	4	9%	44
ST JUDE LABORATORIES		40	4	9%	44
WALGREENS 3145		41	3	7%	44
PEDIATRICS OF CENTRAL FLORIDA – SAINT CLOUD	2	40	2	5%	44
ASHTON PLACE	3	37	4	9%	44
Gulf Shore Care Center		39	5	11%	44
PERSONAL PEDIATRICS PA		41	3	7%	44
MINUTECLINIC DIAGNOSTIC MEDICAL GROUP		40	4	9%	44
MID-FLORIDA PATHOLOGY, LLC		35	9	20%	44
FLORIDA HOSPITAL		28	16	36%	44
THE MEDICAL GROUP OF SOUTH FLORIDA INC		38	6	14%	44
TRIPLE O MEDICAL SERVICES INC		41	3	7%	44
TRINITY URGENT CARE		36	8	18%	44
THE MERIDIAN AT BOCA RATON	1	43			44
RADIOLOGY ASSOCIATES OF VENICE AND ENGLEWOOD		42	2	5%	44
SIDDH INC DBA SAN CARLOS PHARMACY		41	3	7%	44
CDR MAGUIRE - MIAMI BEACH CC MISSION 17388		2	42	95%	44
PRINCETON VILLAGE□		40	4	9%	44
ROYAL PALM SENIOR RESIDENCE		44			44
TGH URGENT CARE - RIVERVIEW			44	100%	44
UNION MEDICAL CARE PLLC		43	1	2%	44
LYSTER ACH FT RUCKER AL		41	3	7%	44
DUVAL PHARMACY		32	11	26%	43
PINELLAS INTERNAL MEDICINE ASSOCIATES	1	39	3	7%	43
EC OPCO TIMBERLIN PARC LLC		43			43
University Hills health and Rehabilitation		33	10	23%	43
WOLFF CTR FOR CHILD & ADOLESCENT HEALTH PLLC,THE		26	17	40%	43
BROOKDALE CANOPY OAKS		11	32	74%	43
MINUTECLINIC DIAGNOSTIC OF LOUISIANA		40	3	7%	43
SACRED HEART MEDICAL GROUP URGENT CARE		37	6	14%	43
GREENSBORO PATHOLOGY LLC		33	10	23%	43
FIRST CHOICE URGENT CARE		12	31	72%	43
CAREATC			43	100%	43
GOLFCREST HEALTHCARE CENTER		43			43
LAKE MARY KIDS CENTRA CARE		33	10	23%	43
LOURDES HOSPITAL INC		41	2	5%	43
ADULT MEDICINE OF LAKE COUNTY INC			43	100%	43
BRANCH MEDICAL CLINIC			43	100%	43
Atlantic Shore Nursing and Rehab		42			42
CVS MINUTE CLINIC DIAGNOSTIC OF NORTH CAROL		36	6	14%	42
CLINICAL LABORATORY		42			42
BENTON HOUSE OF ST. JOHNS		40	2	5%	42



# COVID-19: testing by laboratory

Data through Apr 10, 2021 verified as of Apr 11, 2021 at 09:25 AM

Data in this report are provisional and subject to change.

The numbers in the table below represent the number of Florida and non-Florida residents for whom test results were received by the Department of Health. A person can be tested by more than one laboratory and can have both positive and negative results. **Therefore, the sum of the numbers in each column will be larger than the total number of people tested.**

Reporting lab	Inconclusive	Negative	Positive	Percent positive	Total
LONGLEAF DIAGNOSTIC LABORATORIES		13	29	69%	42
GRAND VILLA OF ALTAMONTE SPRINGS		35	7	17%	42
ATRIA WILLOW WOOD		40	2	5%	42
GRAND VILLA OF DEL RAY WEST		39	3	7%	42
KIVA AT CANTERBURY		25	17	40%	42
PACIFICA SENIOR LIVING OCALA		37	5	12%	42
MAIMONIDES-SHALOM ACADEMY, INC		41	1	2%	42
PROFESSIONAL PEDIATRICS		40	2	5%	42
BRONX LEBANON HOSPITAL-MEDICAL CENTER		38	4	10%	42
FLORIDA MEDICAL CLINIC - MULTI SPECIALTY CAMPUS		20	22	52%	42
FLORIDA HOSPITAL NEW SMYRNA		4	37	90%	41
EASTERN SHORE URGENT CARE		30	11	27%	41
STAT ONE URGENT CARE CENTER		2	39	95%	41
THE PALMS PHARMACY, INC		38	3	7%	41
CITRUS COUNTY HEALTH DEPARTMENT		35	6	15%	41
UNIVERSITY OF ALABAMA		38	3	7%	41
NORTH CAROLINA DEPARTMENT OF HEALTH & HUMAN SERVICES	1		40	98%	41
IMA MEDICAL GROUP POINCIANA		18	23	56%	41
WHITE-WILSON MEDICAL CENTER		30	11	27%	41
NORTHWELL HEALTH PLAINVIEW HOSPITAL LABORATORY		32	9	22%	41
MAIN STREET MEDICAL CENTER OF CRESTVIEW PA		22	19	46%	41
D W MCMILLAN MEMORIAL HOSPITAL		30	11	27%	41
AHMG SURGICAL SPECIALIST		41			41
ROADS PEDIATRICS,LLC		39	2	5%	41
CROSSROADS URGENT CARE		26	15	37%	41
A & R RESEARCH GROUP		35	6	15%	41
PEDIATRICS OF CENTRAL FLORIDA KISSI		33	8	20%	41
TANVIR H SHAGAR NP		34	7	17%	41
PRIDE DIAGNOSTICS		24	16	40%	40
ANYLABTEST NOW		33	7	18%	40
SUNSHINE ASSISTED LIVING		40			40
MAKO MEDICAL		21	19	48%	40
CAPITAL REGIONAL MEDICAL CENTER		2	38	95%	40
M&V SAN JOSE MEDICAL CENTER			40	100%	40
SOMA MEDICAL CENTER PA #3		5	35	88%	40
STETSON UNIVERSITY STUDENT HEALTH CENTER		3	37	93%	40
RESIDENTIAL PLAZA AT BLUE LAGOON INC		36	4	10%	40
BULLS HEAD URGENT CARE		38	2	5%	40
THORNBURG PEDIATRICS		38	2	5%	40
ST JOSEPHS CHILDRENS OUTREACH			40	100%	40
THE LODGE AND REHABILITATION CENTER		24	16	40%	40
ADVENT HEALTH CENTRA CARE - LAKE LAND		30	10	25%	40
CLINICAL PATHOLOGY LABORATORIES, INC		40			40
LAKE COUNTY SCHOOLS EMPLOYEE HEALTH CENTER		28	11	28%	39
WG BAYPOINT VILLAGE SH LLC		38	1	3%	39
BAY COUNTY JAIL ANNEX		34	5	13%	39

# COVID-19: testing by laboratory

Data through Apr 10, 2021 verified as of Apr 11, 2021 at 09:25 AM

Data in this report are provisional and subject to change.

The numbers in the table below represent the number of Florida and non-Florida residents for whom test results were received by the Department of Health. A person can be tested by more than one laboratory and can have both positive and negative results. **Therefore, the sum of the numbers in each column will be larger than the total number of people tested.**

Reporting lab	Inconclusive	Negative	Positive	Percent positive	Total
University Hospital		34	5	13%	39
BROOKDALE BRANDON	1	38			39
LAKE INTERNAL MEDICINE ASSOCIATES PA		32	7	18%	39
ORLANDO HEALTH PRIMARY CARE PEDIATRICS		38	1	3%	39
GENEXPERT			39	100%	39
GUYAN VALLEY WELLNESS CENTER		32	7	18%	39
BAYSHORE PATHOLOGY CONSULTANTS PA		37	2	5%	39
MEDEX MEDICAL EXPRESS OF PALATKA LLC			39	100%	39
JUNIPER VILLAGE AT CAPE CORAL		34	5	13%	39
Heritage Park Care and Rehabilitation		39			39
BIOFIRE		7	32	82%	39
ARCPPOINT LABS OF WEST PALM BEACH		4	35	90%	39
CLINICAL RESEARCH SEQUENCING PLATFORM		8	31	79%	39
ALWAYS BEST CARE SENIOR SERVICES		35	4	10%	39
CEDAR CREEK AT KINGS BAY INC		39			39
BOND CLINIC, PA		9	30	77%	39
CORRECTIONAL MEDICAL GROUP		27	12	31%	39
NIGHT LITE PEDIATRIC CENTER		10	29	74%	39
ORLANDO ORTHOPAEDIC OUTPATIENT SURGERY CENTER		32	6	16%	38
AUTUMN OF SARASOTA		12	26	68%	38
PALM POINT BEHAVIORAL HEALTH		38			38
FLORIDA DEPARMENT OF HEALTH CLAY COUNTY		25	13	34%	38
CCRC @ SUNFLOWER LLC		35	3	8%	38
LEE MEMORIAL HEALTH SYSTEM		34	4	11%	38
MOLECULAR DIAGNOSTICS		5	33	87%	38
LMH SKILLED NURSING UNIT		38			38
HOMEWOOD RESIDENCE AT FREEDOM PLAZA		37	1	3%	38
ANDALUSIA HEALTH		21	17	45%	38
DAVENPORT PEDIATRICS CLERMONT PA		33	5	13%	38
CAREHERE LAKE SCHOOLS EMPLOYEE HEALTH CENTER		26	12	32%	38
ISLAMORADA VILLAGE OF ISLANDS FIRE RESCUE		36	2	5%	38
Life Care Center of Citrus County		37	1	3%	38
MULBERRY'S MOBILE PROVIDER SERVICES LLC		23	15	39%	38
ATRIA SAN PABLO		36	2	5%	38
VETERANS AFFAIRS MEDICAL CENTER - NEW YORK HARBOR		36	2	5%	38
CAREATC INC BRANDON	5	30	3	8%	38
FAMILY AND INTERNAL MEDICINE AT AVALON PARK		34	4	11%	38
STEWART MEDICAL GROUP, INC		21	17	45%	38
TAYLORVILLE FAMILY MEDICINE		31	7	18%	38
BELVEDERE COMMONS OF SUN CITY CENTER		38			38
DCH REGIONAL MEDICAL CENTER LABORATORY		36	1	3%	37
CONCENTRA URGENT CARE		33	4	11%	37
ACCURATE DIAGNOSTIC LAB		35	2	5%	37
PRODUCTION HEALTH SAFETY MANAGEMENT		36	1	3%	37
THE COLLIER AT NAPLES		36	1	3%	37
ALAN A SMITH MD LLC		34	3	8%	37

# COVID-19: testing by laboratory

Data through Apr 10, 2021 verified as of Apr 11, 2021 at 09:25 AM

Data in this report are provisional and subject to change.

The numbers in the table below represent the number of Florida and non-Florida residents for whom test results were received by the Department of Health. A person can be tested by more than one laboratory and can have both positive and negative results. **Therefore, the sum of the numbers in each column will be larger than the total number of people tested.**

Reporting lab	Inconclusive	Negative	Positive	Percent positive	Total
ST AUGUSTINE PEDIATRIC ASSOC		33	4	11%	37
HOLZER HEALTH CENTER		5	32	86%	37
PECONIC BAY MEDICAL CENTER LABORATORY		28	9	24%	37
WALK IN MEDICAL URGENT CARE		37			37
FAMILY EXTENDED CARE OF SEBRING INC		35	2	5%	37
RIVERHEAD URGENT CARE		36	1	3%	37
WINDSOR WOODS REHAB & HEALTHCARE CTR		35	2	5%	37
INNOVATION CLINICAL TRIALS, INC			37	100%	37
BASSETTI MEDICAL RESEARCH INC		29	8	22%	37
HR SARASOTA OPERATOR LLC		25	12	32%	37
ADVENTHEALTH MEDICAL GROUP FAMILY & INTERNAL		14	23	62%	37
ONE MILO		37			37
CONNECTICUT DEPARTMENT OF HEALTH		22	15	41%	37
PATHOGENIUS LABORATORIES		30	7	19%	37
MINUTECLINIC DIAGNOSTIC OF RHODE ISLAND, LLC #1544		36	1	3%	37
UNIVERSITY BEHAVIORAL CENTER		37			37
PONCE THERAPY CARE CENTER		34	3	8%	37
CENTRAL FLORIDA HEALTH CARE INC WAUCHULA SITE 2		29	8	22%	37
HOLLISMED LLC		35	2	5%	37
WASHINGTON COUNTY HEALTH DEPARTMENT		24	12	33%	36
WELLMED AT NEW TAMPA		25	11	31%	36
CLEARWATER PAIN MANAGEMENT ASSOCIATES		34	2	6%	36
ARTHREX MEDICAL CENTER EAST		25	11	31%	36
GRAND VILLA OF ST. PETERSBURG		34	2	6%	36
UNIVERSITY MEDICAL CTR OF PRINCETON AT		34	2	6%	36
PATHGROUP		9	27	75%	36
BVL/LITTLE ANGEL PEDIATRICS		36			36
CARE HERE		12	24	67%	36
ROCKLAND URGENT CARE FAMILY HEALTH NP		35	1	3%	36
MEDCOMP SCIENCES			36	100%	36
PHYSICIAN ASSOCIATES LLC		26	10	28%	36
LPG CONVENIENT CARE AT METRO		33	3	8%	36
GRAND VILLA OF NEW PORT RICHEY		29	7	19%	36
EP MEDICAL EQUIPMENT PHARMACY		32	4	11%	36
MINUTE CLINIC DIAGNOSTIC OF VIRGINIA, LLC		36			36
MAINSTREET FAMILY URGENT CARE		1	35	97%	36
HARMONY HEALTH OPCO, LLC		15	21	58%	36
BAY STREET PHARMACY		34	2	6%	36
Casa Mora Rehabilitation & Extended Care		34	2	6%	36
UNION MEDICAL CARE		36			36
Kensington Gardens		36			36
COLLIER HMA PHYSICIAN MANAGEMENT LLC		27	8	23%	35
HARBORCHASE OF WELLINGTON CROSSING		33	2	6%	35
FLAGLER HOSPITAL INC	2		33	94%	35
NCHD		21	14	40%	35
BENTON HOUSE OF CLERMONT		35			35

# COVID-19: testing by laboratory

Data through Apr 10, 2021 verified as of Apr 11, 2021 at 09:25 AM

Data in this report are provisional and subject to change.

The numbers in the table below represent the number of Florida and non-Florida residents for whom test results were received by the Department of Health. A person can be tested by more than one laboratory and can have both positive and negative results. **Therefore, the sum of the numbers in each column will be larger than the total number of people tested.**

Reporting lab	Inconclusive	Negative	Positive	Percent positive	Total
ALABAMA CLINICS		19	16	46%	35
ADVENT HEALTH - FISH MEMORIAL		2	33	94%	35
SOUTHCOR LABORATORY		4	31	89%	35
MINUTE CLINIC LLC #2216		32	3	9%	35
POARCH BANC CREEK INDIANS TRIBAL HEALTH DEPARTMENT			35	100%	35
IRL		4	31	89%	35
FLORIDA PEDIATRIC GROUP PA		28	7	20%	35
ISLAND LAKE CENTER		14	21	60%	35
ST LUCIE COUNTY JAIL		26	9	26%	35
WALGREENS COVID-19		27	8	23%	35
FHMG-FLORIDA HOSPITAL MEDICAL GROUP		25	10	29%	35
NEUROINTERNATIONAL SARASOTA		32	3	9%	35
VIKOR SCIENTIFIC		5	30	86%	35
BOCA TOXICOLOGY LLC		33	2	6%	35
PARKSIDE HEALTH AND REHABILITATION CENTER			35	100%	35
ST. MARYS MEDICAL CENTER		1	34	97%	35
P23 LABS		35			35
SUNSHINE PEDIATRICS OF CENTRAL FLORIDA PL		32	3	9%	35
WUESTHOFF MEMORIAL HOSPITAL			35	100%	35
GROWING TOGETHER PEDIATRICS, LLC		31	4	11%	35
REDI-MED WALK IN FAMILY CLINIC			35	100%	35
MINUTECLINIC DIAGNOSTIC OF MICHIGAN		32	3	9%	35
FLORIDA PRESBYTERIAN HOMES INC		33	2	6%	35
CITRUS CARE CLINIC			35	100%	35
SOUTHEASTERN OUTPATIENT SURGERY CENTER		32	3	9%	35
ENCOMPASS HEALTH REHABILITATION HOSPITAL OF PANAMA CITY		29	5	15%	34
SOUTHWEST LABS		34			34
JAMAICA HOSPITAL MEDICAL CENTER		30	4	12%	34
TUSCAN GARDENS OF DELRAY BEACH MANAGEMENT COMPANY,		34			34
MINUTE CLINIC, LLC DBA MINUTECLINIC #4505		31	3	9%	34
MIDDLETOWN MEDICAL P C		24	10	29%	34
JUPITER MEDICAL CENTER PHYSICIANS GROUP, INC		30	4	12%	34
MINUTECLINIC, LLC, DBA MINUTECLINIC #5		30	4	12%	34
PARAMOUNT WALK-IN CLINIC		1	33	97%	34
ASSISTED LIVING OF BROWARD		34			34
CRESTVIEW IMMEDIATE CARE LL		10	24	71%	34
FORT CAROLINE GARDENS, INC		32	2	6%	34
THE SPRINGS OF PARC HILL		33	1	3%	34
MEDEXPRESS URGENT CARE WEST TAMPA			34	100%	34
LONG TERM CARE OF GULF BREEZE LLC		30	4	12%	34
RASHDA ALBIBI M.D. P.A.		31	3	9%	34
METRO KNOXVILLE HMA		25	9	26%	34
EMORY CLINIC, THE		33	1	3%	34
GULFSIDE HOSPICE INC		31	3	9%	34
AYERS NURSING AND REHABILITATION CENTER		34			34
PORT SAINT JOHN FAMILY PRACTICE		21	13	38%	34

# COVID-19: testing by laboratory

Data through Apr 10, 2021 verified as of Apr 11, 2021 at 09:25 AM

Data in this report are provisional and subject to change.

The numbers in the table below represent the number of Florida and non-Florida residents for whom test results were received by the Department of Health. A person can be tested by more than one laboratory and can have both positive and negative results. **Therefore, the sum of the numbers in each column will be larger than the total number of people tested.**

Reporting lab	Inconclusive	Negative	Positive	Percent positive	Total
A AND R RESEARCH GROUP LLC		30	4	12%	34
JACKSON HEALTH SYSTEM		2	32	94%	34
COMMUNITY MEDICAL CARE CENTER INC			34	100%	34
LEE PHYSICIAN GROUP COLLEGE POINT		34			34
TRADITIONAL HOME CARE INC		33	1	3%	34
VETERAN AFFAIRS MEDICAL CENTER - JAMES J PETERS		30	3	9%	33
LONG BEACH URGENT CARE		33			33
VILLA COURT LLC		33			33
WESTWOOD NURSING AND REHABILITATION		28	5	15%	33
BOND CLINIC		3	30	91%	33
FLORIDA MEDICAL CLINIC IM MLK		23	10	30%	33
FLORIDA DEPARTMENT OF HEALTH IN MONROE COUNTY		27	6	18%	33
AMMON ANALYTICAL LABORATORIES		29	4	12%	33
PM PEDIATRICS		31	2	6%	33
AMBRY GENETICS CORPORATION	23	10			33
WALGREEN		23	10	30%	33
AHSE ROP		32	1	3%	33
CORAL HOUSE ASSISTED LIVING COMMUNITY LLC		33			33
BLUE SPRINGS SURGERY CENTER		33			33
EVERLYWELL		19	14	42%	33
GREENRIDGE GROUP HOME	3	11	19	58%	33
NIGHT LITE PEDIATRICS URGENT CARE CENTER			33	100%	33
SANFORD MOBILE LAB PGA TOUR		32	1	3%	33
VETERANS HOME		1	32	97%	33
PHOSPHORUS DIAGNOSTICS		27	6	18%	33
Consulate Health Care of Orange Park		27	6	18%	33
CARILLON SPORTS AND FAMILY MEDICINE		25	8	24%	33
WARDE MEDICAL LABORATORY		24	8	25%	32
PASSPORT HEALTH ORLANDO		32			32
MADISON POINTE CARE CENTER		32			32
PULSE & REMEDY LLC		17	15	47%	32
WESTMINSTER ST AUGUSTINE		32			32
COLORADO DEPARTMENT OF HEALTH LABORATORY SERVICES DIVISION			32	100%	32
ADVANCED URGENT CARE		12	20	63%	32
WOMENS CARE FLORIDA LABORATORY		25	7	22%	32
WELLSTAR KENNESTONE HOSPITAL		29	3	9%	32
HUNTINGTON STATION URGENT CARE		31	1	3%	32
LABORATORY ALLIANCE OF CENTRAL NEW YORK		30	2	6%	32
ENCOMPASS HEALTH REHABILITATION OF ALTAMONTE		27	5	16%	32
IPSUM DIAGNOSTICS		3	29	91%	32
OPIS COQUINA CENTER		32			32
Heartland Health Care Center North Sarasota		18	14	44%	32
FLORIDA HOSPITAL PHYSICIAN GROUP		19	13	41%	32
STATEN ISLAND UNIVERSITY HOSPITAL-POUCH		31	1	3%	32
ADVENTHEALTH MEDICAL GROUP FAMILY MEDICINE AT RDV		31			31
MICHAEL J D'AMBROSE MD PA		29	2	6%	31

# COVID-19: testing by laboratory

Data through Apr 10, 2021 verified as of Apr 11, 2021 at 09:25 AM

Data in this report are provisional and subject to change.

The numbers in the table below represent the number of Florida and non-Florida residents for whom test results were received by the Department of Health. A person can be tested by more than one laboratory and can have both positive and negative results. **Therefore, the sum of the numbers in each column will be larger than the total number of people tested.**

Reporting lab	Inconclusive	Negative	Positive	Percent positive	Total
GRAND VILLA OF ENGLEWOOD		26	5	16%	31
PREMIER URGENT CARE CENTER LLC			31	100%	31
COLLIER ANESTHESIA PAIN LLC		31			31
UR CARE FAMILY AND SPORTS MEDICINE			31	100%	31
ACCESS 365 URGENT CARE		10	21	68%	31
LAKE MARY - STIRLING CENTER SUITE 202			31	100%	31
FAST PACE MEDICAL CLINIC		27	4	13%	31
NORTHSIDE HOSPITAL EMERGENCY DEPT		27	4	13%	31
OAKMONTE VILLAGE		30	1	3%	31
FLORIDA ENDOSCOPY & SURGERY CTR LLC		31			31
AMERICAN ESOTERIC LABORATORIES		15	16	52%	31
ENT AND ALLERGY ASSOCIATES OF FLORIDA LLC		30	1	3%	31
HEALTH FIRST - VIERA HOSPITAL		1	30	97%	31
SOUTH FLORIDA BAPTIST HOSPITAL			31	100%	31
DISCOVERY COMMONS AT BRADENTON		31			31
PINELLAS PARK FIRE DEPARTMENT		31			31
BAYCARE HEALTH SYSTEMS, LLC			31	100%	31
UNIPATH		24	7	23%	31
EASYCARE WALK-IN CLINIC	1	11	19	61%	31
ELLKAY HEALTHCARE DATA PLUMBERS	23	4	4	13%	31
LabCorp L#09258130 M#09258125		12	19	61%	31
MINUTE CLINIC DIAGNOSTIC OF SC, LLC #75		29	2	6%	31
EMORY UNIVERSITY HOSPITAL		27	4	13%	31
REOPEN DIAGNOSTICS			31	100%	31
REGENCY PARK ASSISTED LIVING FACILITY		29	2	6%	31
NAPHCARE, INC.		21	10	32%	31
STUART REHABILITATION AND HEALTHCARE		15	16	52%	31
BOCA BIOLISTIC REFERENCE LAB			30	100%	30
MINUTE CLINIC DIAGNOSTIC OF VIRGINIA		23	7	23%	30
CHIPOLA MEDICAL ASSOCIATES		10	20	67%	30
COLORADO DEPARTMENT OF PUBLIC HEALTH AND ENVIRONMENT			30	100%	30
WILLAMETTE VALLEY TOXICOLOGY LLC		28	2	7%	30
CENTER ONE SURGERY CENTER		24	6	20%	30
Okeechobee Health Care Facility		16	14	47%	30
STATCARE URGENT & WALK IN MEDICAL CARE		27	3	10%	30
MARTHA'S HOUSE & ASSISTED LIVING FACILITY		30			30
FAMILY CARE PARTNERS URGENT CARE LLC		24	6	20%	30
AMEERAH LABS			30	100%	30
AU MEDICAL CENTER, INC	1	26	3	10%	30
CLEARWATER EMPLOYEE HEALTH CLINIC		14	16	53%	30
OAK HARBOR ASSISTED LIVING FACILITY		27	3	10%	30
ADVENT HEALTH PRIMARY CARE PLUS, WINTER GARDEN		26	4	13%	30
ORLANDO COVID TEST , LLC		27	3	10%	30
HOLIDAY MEDICAL ASSOCIATES		4	26	87%	30
THE TERRACE AT IVY ACRES ALF		11	19	63%	30
DHMD		30			30

# COVID-19: testing by laboratory

Data through Apr 10, 2021 verified as of Apr 11, 2021 at 09:25 AM

Data in this report are provisional and subject to change.

The numbers in the table below represent the number of Florida and non-Florida residents for whom test results were received by the Department of Health. A person can be tested by more than one laboratory and can have both positive and negative results. **Therefore, the sum of the numbers in each column will be larger than the total number of people tested.**

Reporting lab	Inconclusive	Negative	Positive	Percent positive	Total
WEINBERG VILLAGE		29	1	3%	30
Wiregrass Rehabilitation Center and Nursing Home		28	2	7%	30
SANITAS		4	26	87%	30
MEDEMERGE		28	2	7%	30
MIGUEL E TREVINO MD PA		26	4	13%	30
NORTH PINELLAS CHILDRENS MEDICAL CENTER			30	100%	30
NURSES HELPING HANDS INC ALF		30			30
CARDIOLOGY AND MEDICINE ASSOCIATES INC		29	1	3%	30
FORT VALLEY STATE UNIVERSITY		29	1	3%	30
CIGNA PBSO WEST PALM			30	100%	30
PERDIDO URGENT CARE		1	29	97%	30
COUNTY OF LOS ANGELES			30	100%	30
HERITAGE WATERSIDE		27	3	10%	30
CLINCLOUD, LLC			30	100%	30
MARYLAND DEPARTMENT OF HEALTH			30	100%	30
BROOKWOOD BAPTIST MEDICAL CENTER		28	1	3%	29
PANCARE HEALTH - BONIFAY K-8			29	100%	29
PRO HEALTH HARMONY		29			29
CERON PEDIATRICS & INTEGRATIVE MEDICIN		29			29
ST PETER'S BENDER LABORATORY		28	1	3%	29
Grand Villa of Deerfield Beach		27	2	7%	29
NEMOURS CHILDRENS CLINIC		22	7	24%	29
SYNIVERSE WELLNESS CENTER		25	4	14%	29
INTERIM HEALTHCARE OF NORTHWEST FLORIDA INC		27	2	7%	29
GRAND VILLA OF PINELLAS PARK		27	2	7%	29
CDC		17	12	41%	29
SUNSHINE PEDIATRICS		29			29
STEWART MELBOURNE HOSPITAL			29	100%	29
MIDNIGHT MEDICINE			29	100%	29
RENAISSANCE SENIOR LIVING	1	28			29
CAPE CORAL HOSPITAL ABG LABORATORY		16	13	45%	29
PALMS, THE		29			29
COOPER HEALTHCARE		26	3	10%	29
SUNTREE INTERNAL MEDICINE		29			29
BAPTIST PRIMARY BLACK CREEK SOUTH			29	100%	29
FLORIDA MEDICAL CL ODOM TPA		16	13	45%	29
DOCTOR TODAY TLC LLC			29	100%	29
STEINHATCHEE DRUGS		23	6	21%	29
MINUTECLINIC DIAGNOSTIC OF RHODE ISLAND, LLC #212		29			29
DAVID LAWRENCE CENTER		25	4	14%	29
DUVAL COUNTY HEALTH DEPARTMENT		29			29
RESIDENCE AT BAY VUE		27	2	7%	29
UCLA HEALTHCARE CLINICAL LABS		23	6	21%	29
PALM GARDEN OF JACKSONVILLE		27	2	7%	29
CHILDREN'S MEDICAL CENTER			29	100%	29
COMPREHENSIVE CHILDCARE		23	6	21%	29

# COVID-19: testing by laboratory

Data through Apr 10, 2021 verified as of Apr 11, 2021 at 09:25 AM

Data in this report are provisional and subject to change.

The numbers in the table below represent the number of Florida and non-Florida residents for whom test results were received by the Department of Health. A person can be tested by more than one laboratory and can have both positive and negative results. **Therefore, the sum of the numbers in each column will be larger than the total number of people tested.**

Reporting lab	Inconclusive	Negative	Positive	Percent positive	Total
UNIV OF ROCHESTER-STRONG MEMORIAL HOSP		28	1	3%	29
TOTTENVILLE CIRCLE URGENT CARE		29			29
SMH PHYSICIAN SERVICES INC		28	1	3%	29
UNIVERSITY OF ILLINOIS VETERINARY DIAG	1	27	1	3%	29
P4CLINICAL	3	2	24	83%	29
KINDRED HOSPITAL OCALA		26	3	10%	29
WEISS PEDIATRIC CARE LLC		16	13	45%	29
ROBERT H JENKINS JR VETERANS' DOMICILIARY HOME OF		26	3	10%	29
CENTRAL FLORIDA HEALTH SERVICES		18	11	38%	29
MINUTECLINIC, LLC #08366		23	5	18%	28
OCCUPATIONAL HEALTH CENTERS OF THE SOUTHWEST PA		23	5	18%	28
JOSEF SCHENKER MD PC DBA CENTERS URGENT		26	2	7%	28
MARION PEDIATRICS PA		21	7	25%	28
EXPRESS CARE OF TAMPA BAY LLC		2	26	93%	28
ALPHA PHARMACY		25	3	11%	28
ORANGE PEDIATRICS			28	100%	28
KEY PRIMARY CARE			28	100%	28
ASTORIA HEALTH AND REHABILITATION CENTER		27	1	4%	28
EDEN AT CRESTVIEW		12	16	57%	28
MINUTECLINIC LLC #3281		21	7	25%	28
Cleveland Clinic Laboratories		4	24	86%	28
BOCA SIMON LAB		1	27	96%	28
ECC PEDIATRICS		28			28
HOUSE CALLS PROFESSIONAL LLC		24	4	14%	28
UNION CHD		25	3	11%	28
LAKELAND NURSING AND REHABILITATION CENTER			28	100%	28
FAMILY CARE PARTNERS		18	10	36%	28
GADSDEN COUNTY HEALTH DEPARTMENT		22	6	21%	28
URGENT CARE CENTER			28	100%	28
LABORATORY MEDICINE CONSULTANTS-LMC PA		26	2	7%	28
ACTIVE SENIOR LIVING		26	2	7%	28
MINUTE CLINIC DIAGNOSTIC OF NEW JERSEY		27	1	4%	28
WIREGRASS CLINIC LLC		23	5	18%	28
BROOKDALE PHILLIPPI CREEK			28	100%	28
LAKE PLACID HEALTH AND REHABILITATION		1	27	96%	28
KINGS BAY PEDIATRICS LLC		24	4	14%	28
WEST BROWARD CARE CENTER		24	4	14%	28
NATIONAL MENTOR HEALTHCARE LLC			28	100%	28
MAYO CLINIC JACKSONVILLE		3	25	89%	28
ORLANDO FAMILY MEDICINE		13	15	54%	28
PORT ST LUCIE HOSPITAL		25	3	11%	28
GRAND LIVING AT LAKEWOOD RANCH		27	1	4%	28
PARK WEST MEDICAL CENTER		26	1	4%	27
AIR, LAND & SEA PHYSICALS & CONSULTATIONS, LLC		26	1	4%	27
RAINBOW PEDIATRICS		1	26	96%	27
TNC WALK IN CLINIC		20	7	26%	27



# COVID-19: testing by laboratory

Data through Apr 10, 2021 verified as of Apr 11, 2021 at 09:25 AM

Data in this report are provisional and subject to change.

The numbers in the table below represent the number of Florida and non-Florida residents for whom test results were received by the Department of Health. A person can be tested by more than one laboratory and can have both positive and negative results. **Therefore, the sum of the numbers in each column will be larger than the total number of people tested.**

Reporting lab	Inconclusive	Negative	Positive	Percent positive	Total
MED LABS DIAGNOSTICS		10	17	63%	27
KIVA AT CANTERBURY, LLC		27			27
MINUTECLINIC, LLC #4230		23	4	15%	27
URGENT FAMILY CARE INC		24	3	11%	27
CHILDRENS MEDICAL CENTER			27	100%	27
HUNT CLUB MEDICAL		15	12	44%	27
BROOKDALE SOUTHPOINT			27	100%	27
SUNCOAST LABS			27	100%	27
EXPRESS CARE OF BELLEVIEW		27			27
Summit Medical Group Westfield Lab		24	3	11%	27
SPANISH RIVER HIGH SCHOOL ESE		23	4	15%	27
GOOD SAMARITAN HOSPITAL LABORATORY		24	3	11%	27
HEALTHPARK MEDICAL CENTER ABG LAB		26	1	4%	27
VICK STREET MANOR		27			27
CARLOS F FUSTER MD PA		25	2	7%	27
ADVENT HEALTH MEDICAL GROUP- FAMILY MEDICINE AT DR. PHILIPS		22	5	19%	27
BROWARD HEALTH IMPERIAL POINT NURSING			27	100%	27
EMORY BENNETT VETERANS NURSING HOME	1	26			27
A LILIKO'I PHARMACY LLC		24	3	11%	27
VOLUSIA COUNTY BRANCH JAIL		1	26	96%	27
JOSEPH SCHENKER MD PC DBA CENTERS URGENT		24	3	11%	27
LEE PHYSICIAN GROUP		24	3	11%	27
LOOP PEDIATRICS		22	5	19%	27
LEXINGTON PLACE SENIOR LIVING COMMUNITY		27			27
PBSO WEST PALM FAMILY PRACTICE		1	26	96%	27
GASTROENTEROLOGY ASSOCIATES OF PENSACOLA PA		23	4	15%	27
THE COMMONWEALTH OF MASSACHUSETTS		1	26	96%	27
BROOKDALE UNIVERSITY HOSPITAL		25	2	7%	27
FIRST CHOICE PEDIATRICS LOOP		25	2	7%	27
NORTHWESTERN UNIVERSITY CORP		26	1	4%	27
JOSEF SCHENKER MD PC		27			27
VASSAR BROTHERS MEDICAL CENTER LABORATORY		25	2	7%	27
EPIC REFERENCE LABS INC			27	100%	27
MONTEFIORE NEW ROCHELLE HOSPITAL		24	3	11%	27
ATRIA LADY LAKE		27			27
BUREAU OF PUBLIC HEALTH	1	6	20	74%	27
PINELLAS 1 HOME HEALTH CARE CORP		27			27
ENGLEWOOD HOSPITAL AND MEDICAL CENTER		22	5	19%	27
KISSIMMEE VA OUTPATIENT CLINIC		25	1	4%	26
ARCPPOINT LABS OF FORT LAUDERDALE		25	1	4%	26
ACCESS HEALTH CARE PHYSICIANS LLC		10	16	62%	26
PALM BEACH COUNTY FIRE RESCUE		24	2	8%	26
RJ LEE GROUP	1	23	2	8%	26
ST VINCENTS AMBULATORY CARE INC DBA		23	3	12%	26
GERALD J KIVETT MD		23	3	12%	26
EAST HILL MEDICAL GROUP		17	9	35%	26

# COVID-19: testing by laboratory

Data through Apr 10, 2021 verified as of Apr 11, 2021 at 09:25 AM

Data in this report are provisional and subject to change.

The numbers in the table below represent the number of Florida and non-Florida residents for whom test results were received by the Department of Health. A person can be tested by more than one laboratory and can have both positive and negative results. **Therefore, the sum of the numbers in each column will be larger than the total number of people tested.**

Reporting lab	Inconclusive	Negative	Positive	Percent positive	Total
OAKTREE HEALTHCARE			26	100%	26
Clearwater Center		12	14	54%	26
Grand Villa of Dunedin		20	6	23%	26
DARDEN WELLNESS CENTER		23	3	12%	26
MINIMALLY INVASIVE VASCULAR INC		24	2	8%	26
TAMPA URGENT CARE			26	100%	26
PULMONARY SPECIALISTS OF THE PALM BEACHES		16	10	38%	26
SUMMERGATE PHARMACY		24	2	8%	26
HUNT CLUB PEDIATRIC ASSOCIATES LLC		21	5	19%	26
SUMMIT MEDICAL GROUP - 75 E NORTHFIELD		22	4	15%	26
MONCRIEF ARMY HEALTH CLINIC			26	100%	26
MD BEAUTY LABS, PA		24	2	8%	26
CANTON-POTSDAM HOSPITAL LABORATORY		25	1	4%	26
MINUTECLINIC DIAGNOSTIC OF TEXAS		22	4	15%	26
SHORE MEMORIAL HOSPITAL		23	3	12%	26
THE MINIER URGENT CARE		20	6	23%	26
EXPRESS FAMILY CARE LLC		11	15	58%	26
WAKULLA COUNTY HEALTH DEPARTMENT		12	14	54%	26
TREEHOUSE PEDIATRICS & FAMILY CARE		26			26
CANCER RESEARCH LAB, BOB JONES UNIVERSITY		24	2	8%	26
ABL MEDICAL CARE LLC			26	100%	26
CARE CENTERS OF NASSAU LLC MINER ROAD NORTH		26			26
ADVENT HEALTH PARTIN SETTLEMENT HEALTH PARK		18	8	31%	26
VIRTUA		22	4	15%	26
TIFFANY LAKE CARE CENTERS INC		26			26
ROSLYN URGENT CARE		26			26
STATCARE URGENT AND WALK-IN MEDICAL CA		23	3	12%	26
CARENOW - DOWNTOWN NORTH GULCH		24	2	8%	26
SEWALLS POINT PHARMACY INC		18	8	31%	26
LAKES DIALYSIS CENTER INC			26	100%	26
LOT HEALTH SERVICES	1	25			26
MINUTECLINIC DIAGNOSTIC OF TN, PC 374		22	4	15%	26
TREASURE COAST PRIMARY CARE		20	6	23%	26
MAGNOLIA PEDIATRICS		4	22	85%	26
ORLANDO ORTHOPAEDIC CENTER		24	2	8%	26
ADVENT HEALTH MEDICAL GROUP FAMILY AND INTERNAL MEDICINE AT AVALON PAR		22	3	12%	25
ENCOMPASS HOME HEALTH OF THE SOUTHEAST LLC		23	2	8%	25
1 TOUCH TOTALCARE SOLUTIONS		22	3	12%	25
WELLMED AT PLANT CITY		11	14	56%	25
PALMETTO PEDIATRICS			25	100%	25
SOUTH FLORIDA DIALYSIS CENTER		8	17	68%	25
COASTAL SKIN SURGERY AND DERMATOLOGY		18	7	28%	25
SOUTHEAST GEORGIA HEALTH SYSTEM, INC		22	3	12%	25
FEDERAL PRISON CAMP PENSACOLA			25	100%	25
WESTPAC LABS		1	24	96%	25
LEE COMMUNITY HEALTHCARE INC CAPE CORAL		25			25

# COVID-19: testing by laboratory

Data through Apr 10, 2021 verified as of Apr 11, 2021 at 09:25 AM

Data in this report are provisional and subject to change.

The numbers in the table below represent the number of Florida and non-Florida residents for whom test results were received by the Department of Health. A person can be tested by more than one laboratory and can have both positive and negative results. **Therefore, the sum of the numbers in each column will be larger than the total number of people tested.**

Reporting lab	Inconclusive	Negative	Positive	Percent positive	Total
TALLAHASSEE DEVELOPMENTAL CENTER		24	1	4%	25
BIG BEND HOSPICE INC		25			25
TOTAL ACCESS URGENT CARE		1	24	96%	25
ST. CLOUD HOSPITAL		20	5	20%	25
PHYSICIANS STAT		3	22	88%	25
SANFORD PEDIATRIC ASSOCIATES, PA		23	2	8%	25
MEDEXPRESS URGENT CARE - BLOOMINGTON		22	3	12%	25
SUNQUEST		3	22	88%	25
MADWAR		19	6	24%	25
MINUTECLINIC DIAGNOSTIC OF LOUISIANA,		22	3	12%	25
DELRAY BEACH FACIAL PLASTIC SURGERY		25			25
GREEN GABLES ASSISTED LIVING FACILITY		25			25
GRAND VILLA OF LARGO		23	2	8%	25
WORLD OF PEDIATRICS LLC		24	1	4%	25
ADVENT HEALTH EXPRESS		9	16	64%	25
LPG PRIMARY CARE AT CAPE CORAL PARKWAY		21	4	16%	25
LPG PRIMARY CARE AT BONITA BAY LIFESTYLE CENTER		23	2	8%	25
MINUTECLINIC DIAGNOSTIC OF PENNSYLVANI		24	1	4%	25
BAYSIDE LABORATORIES INC		25			25
ASURANCE SCIENTIFIC LABORATORIES		24	1	4%	25
RAYMOND BASRI MD		23	2	8%	25
ADVENT HEALTH - LAKE MARY PEDIATRICS		16	9	36%	25
COMMUNITY HEALTH OF SOUTH FLORIDA			25	100%	25
CENTRAL FLORIDA PEDIATRIC URGENT CARE LLC		21	4	16%	25
THE WATERMARK AT VISTAWILLA		25			25
COASTAL COMPLETE CARE		11	14	56%	25
ALAN SERURE MD		24			24
PHYSICIANS PRIMARY CARE OF SW FLORIDA PL		24			24
PHYSICIANS CARE		20	4	17%	24
FORT SANDERS REGIONAL LABORATORY		24			24
MADISON COUNTY MEMORIAL HOSP		12	12	50%	24
TREASURE ISLE LLC		24			24
MINUTECLINIC, LLC, DBA MINUTECLINIC #2544		23	1	4%	24
MINUTECLINIC DIAGNOSTIC OF TN PC #378		21	3	13%	24
JUST FOR KIDS PEDIATRICS		5	19	79%	24
JESSIE TRICE COMMUNITY HEALTH SYSTEM, INC		8	16	67%	24
UNIV OF NORTH ALABAMA HEALTH CENTER		22	2	8%	24
MED PLUS FLORENCE		20	4	17%	24
SPRINGWOOD COURT		19	5	21%	24
MINUTECLINIC DIAGNOSTIC OF TN PC #6435		22	2	8%	24
RAINBOW PEDIATRIC CENTER		2	22	92%	24
JUPITER MEDICAL CENTER			24	100%	24
THE CHAPPEL GROUP RESEARCH		24			24
HEALTH MED CENTERS		24			24
FINLAY C. LABORATORY		4	20	83%	24
COURTYARDS OF ORLANDO		24			24

# COVID-19: testing by laboratory

Data through Apr 10, 2021 verified as of Apr 11, 2021 at 09:25 AM

Data in this report are provisional and subject to change.

The numbers in the table below represent the number of Florida and non-Florida residents for whom test results were received by the Department of Health. A person can be tested by more than one laboratory and can have both positive and negative results. **Therefore, the sum of the numbers in each column will be larger than the total number of people tested.**

Reporting lab	Inconclusive	Negative	Positive	Percent positive	Total
WESTMINSTER WOODS ON JULINGTON CREEK		22	2	8%	24
CSH LAKE ORIENTA LP		24			24
LABORATORY DYNAMICS		20	4	17%	24
SOMA MEDICAL CENTER # 4		2	22	92%	24
South Heritage Health and Rehab		24			24
TARPON BAYOU CENTER			24	100%	24
HERITAGE OAKS ASSISTED LIVING & MEMORY CARE		20	4	17%	24
PRIME CARE ONE LLC/HARBORCHASE OF VENICE			24	100%	24
INNOVATIVE RESEARCH OF WEST FLORIDA		21	3	13%	24
NEW YORK METHODIST HOSPITAL		20	4	17%	24
PALMS MEDICAL GROUP - LAKE CITY WEST		3	21	88%	24
ENCOMPASS HEALTH REHABILITATION HOSPITAL OF MIAMI		23	1	4%	24
ATRIA AT ST JOSEPHS		24			24
PACIFICA SENIOR LIVING FORT MYERS		15	9	38%	24
SENIOR LIVING IV SUN CITY LLC		17	7	29%	24
SARASOTA MEMORIAL NURSING & REHABILITATION CTR		24			24
AVENTIS BIO-SERVICES CTL		24			24
HENNEPIN COUNTY MEDICAL CENTER (HCMC)		13	11	46%	24
CL BRUMBACK PRIMARY CARE CLINIC LANTANA		2	22	92%	24
MID FLORIDA PATHOLOGY LLC		23	1	4%	24
NOVANT HEALTH		18	6	25%	24
STATE LAB		2	22	92%	24
EDWARD S BENNETT MD PLLC		24			24
URGENT CARE USA			24	100%	24
HALIFAX HEALTH URGENT CARE		4	20	83%	24
CENTERPLACE HEALTH		3	21	88%	24
ST VINCENT'S EAST		22	2	8%	24
WELLOW URGENT CARE		23	1	4%	24
TIMBERLANE LODGE ALF	1	16	7	29%	24
ROWLETT MIDDLE ACADEMY		22	2	8%	24
NEWYORK-PRESBYTERIAN/ LAWRENCE HOSPITAL LABORATORY		22	2	8%	24
SENIOR HEALTH OF WINTER PARK DUNDEE		24			24
HOWARD BEACH URGENT CARE		22	2	8%	24
TREASURE COAST URGENT CARE			24	100%	24
VILLAGES REHABILITATION AND NURSING CENTER		24			24
CVS NC7047POCT DURHAM		24			24
ADVENTHEALTH MEDICAL GROUP PULMONOLOGY		20	3	13%	23
FLORIDA MEDICAL CLINIC - NEW TAMPA		19	4	17%	23
ISLAND COAST PEDIATRICS PA		22	1	4%	23
ADVANCED URGENT CARE CENTER		7	16	70%	23
BAYFRONT FAMILY HEALTH CENTER		3	20	87%	23
CVS NC3516POCT WINSTON SALEM		21	2	9%	23
UTAH DEPARTMENT OF HEALTH			23	100%	23
WOODHOUSE INC		17	6	26%	23
ST ELIZABETH MEDICAL CENTER LABORATORY		20	3	13%	23
BOZEMAN HEALTH DEACONESS HOSPITAL		18	5	22%	23

# COVID-19: testing by laboratory

Data through Apr 10, 2021 verified as of Apr 11, 2021 at 09:25 AM

Data in this report are provisional and subject to change.

The numbers in the table below represent the number of Florida and non-Florida residents for whom test results were received by the Department of Health. A person can be tested by more than one laboratory and can have both positive and negative results. **Therefore, the sum of the numbers in each column will be larger than the total number of people tested.**

Reporting lab	Inconclusive	Negative	Positive	Percent positive	Total
LAKEVIEW HEALTH CARE SYSTEMS		9	14	61%	23
NOBLE SENIOR LIVING		3	20	87%	23
ROSS MEDICAL GROUP			23	100%	23
NEW JERSEY		22	1	4%	23
SOUTH NASSAU COMMUNITIES HOSPITAL		19	4	17%	23
WUESTHOFF MEDICAL CENTER-MELBOURNE			23	100%	23
ADEPT INPATIENT MEDICAL SERVICES PC		23			23
UNIVERSITY HILLS HEALTH AND REHABILITATION CENTER		18	5	22%	23
PRIMECARE AT PORT ORANGE		4	19	83%	23
SONATA BOYNTON BEACH		21	2	9%	23
UAH STUDENT HEALTH CENTER		16	7	30%	23
ADIRONDACK MEDICAL CENTER		23			23
OMEGA LABORATORIES		19	4	17%	23
CORE LABORATORY		1	22	96%	23
EGL GENETIC DIAGNOSTICS		1	22	96%	23
NORTHWEST FLORIDA COMMUNITY HOSPITAL 3RD FLOOR		21	2	9%	23
UF HEALTH NORTH JACKSONVILLE			23	100%	23
OPTIMAL CARE PEDIATRICS		7	15	68%	22
ADVANCED HEALTHCARE ASSOCIATES		20	2	9%	22
NEW YORK PRESBYTERIAN - ALLEN HOSPITAL		22			22
MINUTECLINIC DIAGNOSTIC OF TN PC #320		14	8	36%	22
KELLY'S ASSISTED LIVING FACILITY		22			22
MINUTECLINIC DIAGNOSTIC OF ILLINOIS L		17	5	23%	22
OLIVE BRANCH HEALTH AND REHABILITATION CENTER			22	100%	22
HENDRY REGIONAL CORPORATE HEALTH			22	100%	22
FORT PIERCE FAMILY CARE INC		16	6	27%	22
GLEN COVE HOSPITAL		22			22
ST VINCENT'S URGENT CARE		19	3	14%	22
MINUTECLINIC DIAGNOSTIC OF NORTH		19	3	14%	22
FAMILY AND AFTER HOURS CARE		22			22
EBEIDS MD PEDIATRICS		19	3	14%	22
SOLE HEALTH LLC		22			22
ERIC C MARSHAL MD, PC DBA MINUTECLINIC		21	1	5%	22
DALE MEDICAL CENTER		17	5	23%	22
CHARLOTTE CHD PORT CHARLOTTE		18	4	18%	22
HARBOUR ISLAND PEDIATRICS		13	9	41%	22
FLORIDA HOSPITAL LABS		12	10	45%	22
FLORENCE J HUNT STUDENT WELLNESS CENTER - HEALTH SERVICES (ABBOTT)		22			22
MEDI STATION			22	100%	22
GRAND VILLA OF DELRAY EAST		22			22
MARQUES PEDIATRICS			22	100%	22
CVS NC7588POCT ASHEVILLE		19	3	14%	22
ROCKLEDEGE REGIONAL MEDICAL CENTER		17	5	23%	22
ESOTERIX GENETIC LABORATORIES		17	5	23%	22
OHIO CVS STORES, LLC DBA		19	3	14%	22
MARATHON HEALTH FOR LIFE		19	3	14%	22

# COVID-19: testing by laboratory

Data through Apr 10, 2021 verified as of Apr 11, 2021 at 09:25 AM

Data in this report are provisional and subject to change.

The numbers in the table below represent the number of Florida and non-Florida residents for whom test results were received by the Department of Health. A person can be tested by more than one laboratory and can have both positive and negative results. **Therefore, the sum of the numbers in each column will be larger than the total number of people tested.**

Reporting lab	Inconclusive	Negative	Positive	Percent positive	Total
ORANGE REGIONAL MEDICAL CENTER LABORATORY		17	5	23%	22
FLORIDA PEDIATRICS		6	16	73%	22
MORNINGSIDE MANOR & VILLA ADULT CARE C		22			22
PRIMARY CARE SPECIALISTS OF ORLANDO LLC		17	5	23%	22
MORRIS PARK URGENT CARE		19	3	14%	22
BASSETTI & ASSOCIATES, MD, PA			22	100%	22
REGENEXX TAMPA BAY		19	3	14%	22
ELAN SPANISH SPRINGS		4	18	82%	22
FLUSHING HOSPITAL MEDICAL CENTER		18	4	18%	22
MINUTE CLINIC DIAGNOSTIC OF TEXAS, LLC		20	2	9%	22
TEN HEALTHCARE		6	16	73%	22
UNDERGROUND FREE CLINIC		22			22
GRAND VILLA OF BOYNTON BEACH		21	1	5%	22
CITY OF NAPLES FIRE RESCUE		19	3	14%	22
GILCHRIST COUNTY JAIL		20	2	9%	22
STEWART MEDICAL GROUP INC			22	100%	22
CARESPOT		2	20	91%	22
APOLLO SURGERY CENTER		20	2	9%	22
WELLMED AT LAKE COPELAND		16	6	27%	22
DIACARTA INC.		22			22
PULSE MEDICAL GROUP INC			22	100%	22
Wesley Place on Honeysuckle		20	2	9%	22
SEAGRASS VILLAGE			22	100%	22
BAYCARE MEDICAL GROUP INC		3	19	86%	22
MOBILE DIVISION LABORATORY		7	15	68%	22
OCEANSIDE URGENT CARE		22			22
METROPOLITAN CHARITIES INC		19	2	10%	21
PRIMECARE OF DOTHAN-DALEVILLE CLINIC		16	5	24%	21
COASTAL FAMILY PRACTICE		13	8	38%	21
LEE COMMUNITY HEALTHCARE INC NORTH FORT MYERS		21			21
ST JUDE CHILDRENS RESEARCH HOSPITAL		21			21
COLUMBIA MEMORIAL HOSPITAL		21			21
VENICE REGIONAL BAYFRONT HEALTH			21	100%	21
POINT OF CARE CLINICS PRIMARY CARE		20	1	5%	21
UPMC CHAUTAUQUA AT WCA LABORATORY		20	1	5%	21
GUARDANT HEALTH		15	6	29%	21
JEFFERSON K-12, A SOMERSET SCHOOL- CLINIC		17	4	19%	21
ROCKLEDGE FAMILY HEALTH			21	100%	21
PALM BAY FAMILY PRACTICE		4	17	81%	21
LAKE HOWARD HEIGHTS	1	18	2	10%	21
BETHESDA HEALTH PHYSICIAN GROUP INC			21	100%	21
ENCOMPASS HEALTH REHABILITATION HOSPITAL OF OCALA		20	1	5%	21
PASSPORT HEALTH OF TAMPA BAY		18	3	14%	21
ESTATES MEDICAL CENTER		12	9	43%	21
TENNESSEE DEPARTMENT OF HEALTH		15	6	29%	21
CLINICAL PATHOLOGY LABORATORIES SOUTHEAST			21	100%	21

# COVID-19: testing by laboratory

Data through Apr 10, 2021 verified as of Apr 11, 2021 at 09:25 AM

Data in this report are provisional and subject to change.

The numbers in the table below represent the number of Florida and non-Florida residents for whom test results were received by the Department of Health. A person can be tested by more than one laboratory and can have both positive and negative results. **Therefore, the sum of the numbers in each column will be larger than the total number of people tested.**

Reporting lab	Inconclusive	Negative	Positive	Percent positive	Total
CARENOW URGENT CARE-BRENTWOOD		15	6	29%	21
CONNECTDX		6	15	71%	21
USCG AIR STATION CLEARWATER CLINIC		20	1	5%	21
ARDEN COURTS OF WINTER SPRINGS		18	3	14%	21
CVA MINUTE CLINIC DIAGNOSTIC OF VIRGINIA, LLC		21			21
Citymd Of Lacey		18	3	14%	21
CVS MINUTE CLINIC DIAGNOSTIC OF TEXAS LLC		17	4	19%	21
INTERNATIONAL MEDICAL LABORATORY INC		21			21
MINUTECLINIC DIAGNOSTICS MEDICAL GROUP		20	1	5%	21
HOPE HEALTHCARE		21			21
West Gate Village, LLC		21			21
Sovereign Laboratory Services, LLC		17	3	15%	20
WACO HHSSURGEWACO	1	16	3	15%	20
HEALTHY MINORS, LLC.		20			20
GRAND VILLA OF MELBOURNE		18	2	10%	20
PEDIATRICS IN BREVARD-COCOA BEACH		15	5	25%	20
TGH MEDICAL GROUP LABORATORY CARROLLWOOD			20	100%	20
MEDPEDS ASSOCIATES OF SARASOTA PA		18	2	10%	20
THE VILLAGES HEALTH		12	8	40%	20
REDITUS LABORATORIES			20	100%	20
ADVENT HEALTH - KISSIMMEE		6	14	70%	20
MINUTECLINIC MINUTECLINIC #8746		19	1	5%	20
PONCE PLAZA NURSING & REHAB CENTER		4	16	80%	20
ODYSSEY HEALTHCARE OF MARION COUNTY, LLC		19	1	5%	20
GOOD SAMARITAN SOCIETY OF DAYTONA		16	4	20%	20
WINTER PARK FAMILY PRACTICE LLC		17	3	15%	20
ANYTIME LAB, LLC		18	2	10%	20
MINUTECLINIC DIAGNOSTIC OF TN PC #6363		17	3	15%	20
PROFESSIONAL PARK PEDIATRICS PA			20	100%	20
PEDIATRIC ASSOCIATES PA		17	3	15%	20
BEST MEDICAL CENTER		11	9	45%	20
CONSOLIDATED LAB SERVICES		10	10	50%	20
MEDICAL EXPRESS CORP		18	2	10%	20
DEPT OF VA MEDICAL CENTER - BAY PINES			20	100%	20
BAYCARE MEDICAL GROUP INC			20	100%	20
SOUTH CAROLINA DEPARTMENT OF HEALTH			20	100%	20
STATEN ISLAND UNIVERSITY HOSPITAL		19	1	5%	20
MCWHORTER SCHOOL OF PHARMACY		20			20
PALM BEACH GARDENS MEDICAL CENTER			20	100%	20
WINSHIPS PHARMACY INC		20			20
BAY PEDIATRICS PA		18	2	10%	20
BAPTIST MEDICAL GRP URGENT CARE & OCC HEALTH AIRPO		20			20
GEORGIA HEART CENTER (MSC 53), NAVICEN		18	2	10%	20
WALGREENS #04618		18	2	10%	20
MINUTECLINIC DIAGNOSTIC OF NORTH CAROLINA PC		17	3	15%	20
LAKE WORTH MANOR		19	1	5%	20

# COVID-19: testing by laboratory

Data through Apr 10, 2021 verified as of Apr 11, 2021 at 09:25 AM

Data in this report are provisional and subject to change.

The numbers in the table below represent the number of Florida and non-Florida residents for whom test results were received by the Department of Health. A person can be tested by more than one laboratory and can have both positive and negative results. **Therefore, the sum of the numbers in each column will be larger than the total number of people tested.**

Reporting lab	Inconclusive	Negative	Positive	Percent positive	Total
VIERA FAMILY MEDICINE AND WELLNESS		16	4	20%	20
BAYFRONT HMA CONVENIENT CARE, LLC		2	18	90%	20
PRIMARY CARE MEDICINE	1	13	6	30%	20
MINUTECLINIC DIAGNOSTIC PA		18	2	10%	20
RHODE ISLAND DEPARTMENT OF HEALTH			20	100%	20
CARESPOT OF NOCATEE		1	19	95%	20
BROOKDALE MANDARIN CENTRAL		7	13	65%	20
DIXIE COUNTY HEALTH DEPARTMENT		13	7	35%	20
MIAMI BEACH MEDICAL GROUP			19	100%	19
CARE POINT HEALTH & WELLNESS CENTER		19			19
CLERMONT ADVENTHEALTH CENTRA CARE		1	18	95%	19
DOCTORS MEDICAL CENTER OF WALTON COUNTY CLINIC			19	100%	19
EMERALD COAST HOSPICE - CRESTVIEW		19			19
Floral Health and Rehabilitation, LLC		18	1	5%	19
TRINITY MEDICAL ASSOCIATES LLC			19	100%	19
ANYLABTESTNOW		6	13	68%	19
CLEVELAND CLINIC FLORIDA		1	18	95%	19
URGENT TEAM		16	3	16%	19
ALL PEDIATRIC CARE			19	100%	19
OCEAN REEF MEDICAL CENTER, LLC			19	100%	19
GLEN OAKS URGENT CARE		18	1	5%	19
BAPTIST MEMORIAL HEALTH CARE		17	2	11%	19
BAPTIST PEDIATRICS		15	4	21%	19
SHELBY BAPTIST MEDICAL CENTER		14	5	26%	19
GENTIVA HEALTH SERVICES		17	2	11%	19
CAREHERE- LCS LEESBURG			19	100%	19
JACKSON NORTH MEDICAL CENTER		2	17	89%	19
NANO HEALTH ASSOCIATES LLC		19			19
FLORIDA HOSPITAL WINTER GARDEN		15	4	21%	19
MORTON PLANT NORTH BAY HOSPITAL			19	100%	19
PATIENTS CHOICE LAB OF IND, LLC		16	3	16%	19
49D2045214PHYSICIAN OFFICE-WAIVER MED EXPRESS URGENT CARE - HARRISONBU		10	9	47%	19
BRIDGEWAY HEALTH CLINICS INC			19	100%	19
HELIX DIAGNOSTICS			19	100%	19
FOX FAMILY PRACTICE		19			19
ELTINGVILLE CIRCLE URGENT CARE		18	1	5%	19
SEVEN RIVERS REGIONAL MEDICAL CENTER		5	14	74%	19
REGENCY SQUARE MALL - SEARS		3	16	84%	19
AUBURN COMMUNITY HOSPITAL		17	2	11%	19
TEXAS DEPARTMENT OF STATE HEALTH SERVICES		3	16	84%	19
MONROE COUNTY DETENTION CENTER			19	100%	19
FAMILY CARE CYPRESS CREEK		1	18	95%	19
COMMONWEALTH OF MASSACHUSETTS			19	100%	19
GRACE WELLNESS CENTER		8	11	58%	19
HARLEM HOSPITAL CENTER		18	1	5%	19
DSI MANAGEMENT LLC		19			19



# COVID-19: testing by laboratory

Data through Apr 10, 2021 verified as of Apr 11, 2021 at 09:25 AM

Data in this report are provisional and subject to change.

The numbers in the table below represent the number of Florida and non-Florida residents for whom test results were received by the Department of Health. A person can be tested by more than one laboratory and can have both positive and negative results. **Therefore, the sum of the numbers in each column will be larger than the total number of people tested.**

Reporting lab	Inconclusive	Negative	Positive	Percent positive	Total
MED HEALTH SERVICES		18	1	5%	19
STONE WASH CLINICAL LABORATORIES		2	17	89%	19
BARTON FAMILY PRACTICE		8	11	58%	19
CVS HEALTH, #3396		17	2	11%	19
COMMUNITY HOME HEALTH CARE		19			19
MICHELLE S PAGE MD PA		18	1	5%	19
LAB INTERMARKET FACILITY LAB		1	18	95%	19
ROYAL PALM MEDICAL GROUP, INC		19			19
BROWNE MEDICAL		17	2	11%	19
BAYVIEW MEDICAL		19			19
NO NAME		8	11	58%	19
LOVING CARE OF THE TREASURE COAST LLC	1	13	5	26%	19
INTEGRATED REGIONAL LABORATORIES - LARGO			19	100%	19
FLORIDA COMMUNITY HEALTH CENTER OF ST. LUCIE		1	18	95%	19
MOORINGS PARK OAKSTONE AT GREY OAKS		17	1	6%	18
Z UROLOGY		18			18
ST CATHERINE OF SIENA HOSPITAL		16	2	11%	18
IONA COLLEGE HEALTH & WELLNESS CENTER		18			18
GENERAL INTERNAL MEDICINE MEDICAL CTR CLINIC		13	5	28%	18
MINUTECLINIC #8699		14	4	22%	18
CVS NV3210POCT LAS VEGAS		17	1	6%	18
PRATTVILLE BAPTIST HOSPITAL		14	4	22%	18
AURORA UNIVERSITY WELLNESS CENTER		18			18
XPRESS WELLNESS URGENT CARE			18	100%	18
PEPIN ACADEMIES-PASCO		18			18
ROBERT WOOD JOHNSON UNIVERSITY HOSP		16	2	11%	18
BRONSON FIRE DEPARTMENT		18			18
CABOT RESERVE ON THE GREEN		18			18
HARTFORD HOSPITAL ANCILLARY LAB		17	1	6%	18
LPG PRIMARY CARE AT COLONIAL CENTER DRIVE		16	2	11%	18
CVS MINUTE CLINIC DIAGNOSTIC OF TN #6044		16	2	11%	18
WESTPAC LABS INC	1	7	10	56%	18
OSCEOLA ALF OPERATOR, LLC DBA□		18			18
COLLEGE POINT URGENT CARE		15	3	17%	18
THE CANOPY AT HARPER LAKE	1		17	94%	18
ASCENSION ST VINCENT'S PRIMARY CARE		1	17	94%	18
CITY OF LAKE MARY EMPLOYEE HEALTH CENTER		16	2	11%	18
MINUTECLINIC DIAGNOSTIC OF MICHIGAN PC		17	1	6%	18
MAITLAND PRIMARY CARE		9	9	50%	18
TENDER CARE ALF		18			18
ADVENTIST HEALTH SYSTEM		16	2	11%	18
VALLEY IMMEDIATE CARE		16	2	11%	18
ST. JUDES LABORATORIES		12	6	33%	18
MINUTECLINIC DIAGNOSTIC OF RHODE ISLAND, LLC #590		17	1	6%	18
FORT HAMILTON URGENT CARE		18			18
107TH PLACE GROUP HOME		18			18

# COVID-19: testing by laboratory

Data through Apr 10, 2021 verified as of Apr 11, 2021 at 09:25 AM

Data in this report are provisional and subject to change.

The numbers in the table below represent the number of Florida and non-Florida residents for whom test results were received by the Department of Health. A person can be tested by more than one laboratory and can have both positive and negative results. **Therefore, the sum of the numbers in each column will be larger than the total number of people tested.**

Reporting lab	Inconclusive	Negative	Positive	Percent positive	Total
VA MEDICAL CENTER			18	100%	18
BAY COUNTY HEALTH DEPARTMENT		14	4	22%	18
MEDEXPRESS URGENT CARE - TIMBERLAKE		16	2	11%	18
FORT WALTON BEACH DEVELOPMENTAL CENTER		17	1	6%	18
MAIMONIDES MEDICAL CENTER		15	3	17%	18
AURORA DIAGNOSTICS		6	12	67%	18
CRANES VIEW LODGE			18	100%	18
MEDEXPRESS URGENT CARE, MOON TOWNSHIP		17	1	6%	18
PPD - IXLAYER		17	1	6%	18
ADVENTHEALTH MEDICAL GROUP PEDIATRICS AT		4	14	78%	18
PIEDMONT HOSPITAL CLINICAL LABORATORY		17	1	6%	18
URGENT CARE AT LONGWOOD			18	100%	18
ENCOMPASS HEALTH REHABILITATION		16	2	11%	18
STAT MEDICAL CLINIC III INC		12	6	33%	18
WALGREEN EASTERN CO, INC		18			18
GRAND AVE PHARMACY		1	17	94%	18
UM MILLER SCHOOL OF MEDICINE			18	100%	18
ADVENT HEALTH - WINTER HAVEN		8	10	56%	18
CORNER OAK ESTATE LLC		18			18
MARION COUNTY HEALTH DEPARTMENT		17	1	6%	18
MINUTECLINIC DIAGNOSTIC OF TN PC #566		14	4	22%	18
MADISON CORE LABORATORIES		17	1	6%	18
BROOKDALE ST AUGUSTINE		1	17	94%	18
TPCA CLINICAL LABORATORIES		15	3	17%	18
ST ANTHONY'S HOSP PATIENT CARE SERVICE			18	100%	18
ST JOSEPH HOSPITAL		16	1	6%	17
INN AT LAKE SEMINOLE SQUARE, THE		17			17
LYNN KEEFE, MD PEDIATRICS		14	3	18%	17
GENETIC TECHNOLOGICAL INNOVATIONS			17	100%	17
FAST PACE MEDICAL CLINIC PLLC		15	2	12%	17
HEALTHCARE NOW			17	100%	17
PARRISH HEALTH CENTER		14	3	18%	17
INTERMOUNTAIN CENTRAL LAB		1	16	94%	17
MARCO DRUGS AND COMPOUNDING		13	4	24%	17
MI CASA DORADA ASSISTED LIVING FACILIT		17			17
LAKELAND HILLS CENTER		10	7	41%	17
FIRST CHOICE PEDIATRICS WINTER SPRINGS		12	5	29%	17
UVMC MICROBIOLOGY		16	1	6%	17
URGENT CARE OF NEW YORK		16	1	6%	17
CITY OF SANFORD EMPLOYEE HEALTH AND		16	1	6%	17
MD PLUS URGENT CARE, LLC			17	100%	17
MASSACHUSETTS GENERAL HOSPITAL		1	16	94%	17
UNIVERSITY OF ALABAMA - FUNGAL REFERENCE LABORATORY		12	5	29%	17
CITY OF CLEARWATER EMPLOYEE HEALTH CENTER		7	10	59%	17
INTEGRATED FAMILY MEDICAL CENTER			17	100%	17
BAY BREEZE HEALTH AND REHABILITATION CENTER		9	8	47%	17

# COVID-19: testing by laboratory

Data through Apr 10, 2021 verified as of Apr 11, 2021 at 09:25 AM

Data in this report are provisional and subject to change.

The numbers in the table below represent the number of Florida and non-Florida residents for whom test results were received by the Department of Health. A person can be tested by more than one laboratory and can have both positive and negative results. **Therefore, the sum of the numbers in each column will be larger than the total number of people tested.**

Reporting lab	Inconclusive	Negative	Positive	Percent positive	Total
MINUTE CLINIC DIAGNOSTIC OF TN PC #64		16	1	6%	17
DIEGO FALLON MD PA		6	11	65%	17
URGENT CARE WEST CLINIC		14	3	18%	17
WELLINGTON FAMILY PRACTICE		13	4	24%	17
UC HEALTH UNIVERSITY HOSPITAL		14	3	18%	17
DOC PAM PA		16	1	6%	17
MINUTECLINIC, LLC, #4160		13	4	24%	17
FRUITVILLE URGENT CARE			17	100%	17
MC DIAGNOSTIC OF CONNECTICUT, PC #775		16	1	6%	17
BROOKDALE CROWN POINT			17	100%	17
CARESPOT EXPRESS HEALTHCARE			17	100%	17
ESTATES MEDICAL CENTER INC		4	13	76%	17
MINUTE CLINIC		1	16	94%	17
ABC PEDIATRICS OF PORT ST LUCIE		15	2	12%	17
RESOLVE MOLECULAR DIAGNOSTICS		13	4	24%	17
NAVAL MEDICAL CENTER SAN DIEGO			17	100%	17
UNIVERSITY LAB			17	100%	17
ALBIBI		1	16	94%	17
WALGREENS_COCONUT CREEK		13	4	24%	17
YUSRA MEDICAL ASSOCIATES PA		14	3	18%	17
PRIMARY CARE WALK IN CLINIC PLLC			17	100%	17
COAST MED URGENT CARE		16	1	6%	17
CARE NOW, INC		13	4	24%	17
CVS NC4165POCT BREVARD		11	6	35%	17
ADVENTHEALTH MEDICAL GROUP		12	5	29%	17
MINUTECLINIC DIAGNOSTIC OF TEXAS LLC		15	2	12%	17
KIDSWOOD PEDIATRICS CORP		6	11	65%	17
MINUTE-CLINIC DIAGNOSTIC OF VIRGINIA		14	3	18%	17
AVALON FAMILY RESORT ASSISTED LIVING LLC		17			17
MEDEXPRESS URGENT CARE - SEMINOLE SQUA		15	2	12%	17
LIFELINK TISSUE BANK D/B/A LIFELINK TISSUE BANK		16	1	6%	17
URGENT CARE & FAMILY PRACTICE CENTER			16	100%	16
J AND J VISTAKON EMPLOYEE HEALTH CENTER		15	1	6%	16
ST AUGUSTINE PLANTATION		1	15	94%	16
INTERNAL MEDICINE ASSOCIATES & SPECIALTIES INC		15	1	6%	16
KETAMINE HEALTH CENTERS AT BONITA SPRINGS, LLC		16			16
RICH STREET GROUP HOME		9	7	44%	16
JOSEPH MIGNOGNA		13	3	19%	16
NOVANT HEALTH GOHEALTH URGENT CARE-HARRISBURG		8	8	50%	16
BVL PEDIATRICS		14	2	13%	16
GRADY HEALTH SYSTEM		16			16
ENCORE AT BOCA RATON, THE			16	100%	16
FLORIDA MEDICAL ASSOCIATES LLC		9	7	44%	16
CRUCIAL CARE		10	6	38%	16
GAMMA DIAGNOSTIC LAB LLC			16	100%	16
MINUTECLINIC, LLC #4507		14	2	13%	16

# COVID-19: testing by laboratory

Data through Apr 10, 2021 verified as of Apr 11, 2021 at 09:25 AM

Data in this report are provisional and subject to change.

The numbers in the table below represent the number of Florida and non-Florida residents for whom test results were received by the Department of Health. A person can be tested by more than one laboratory and can have both positive and negative results. **Therefore, the sum of the numbers in each column will be larger than the total number of people tested.**

Reporting lab	Inconclusive	Negative	Positive	Percent positive	Total
STARLING AT NOCATEE			16	100%	16
JS HEALTHCARE INC		16			16
CALLAWAY CLINIC		11	5	31%	16
MORTON PLANT MEASE			16	100%	16
UNAVAILABLE/UNKNOWN/NO INFORMATION FOUND			16	100%	16
LAKEWOOD RANCH MEDICAL CENTER CLINICAL LAB			16	100%	16
NORTHWEST FLORIDA ENT, PA		5	11	69%	16
MEDEXPRESS URGENT CARE - ROBINSON TWP, STEUBENVILLE PIKE		14	2	13%	16
CLINIC OF PEDIATRICS & GI MEDICINE INC		1	15	94%	16
NORTHWEST FLORIDA SLEEP		1	15	94%	16
MINUTECLINIC, LLC, DBA MINUTECLINIC #6		14	2	13%	16
BLOUNT MEMORIAL HOSPITAL		14	2	13%	16
ALL FLORIDA FAMILY & SPORTS MEDICINE		15	1	6%	16
DAVITA DIALYSIS		4	12	75%	16
UNIVERSITY OF MIAMI MILLER SCHOOL			16	100%	16
HUDSON VALLEY HOSPITAL CENTER LABORATORY		15	1	6%	16
HODGES CLUSTER		2	14	88%	16
SUFFRIDGE DRIVE GROUP HOME		16			16
MEDICINE AT LONGWOOD		16			16
PRO HEALTH FAMILY PHYSICIANS, NYSTROM		16			16
PANAMA CITY VITAS HOSPICE		16			16
TMH FSU RAPID LABORATORY		2	14	88%	16
URGENT CARE CLINIC OF LINCOLN		14	2	13%	16
ADVENT HEALTH - ZEPHYRHILLS			16	100%	16
MIRIMUS INC		1	15	94%	16
HEALTH CENTRAL HOSPITAL			16	100%	16
PRESBYTERIAN MEDICAL SERVICES		16			16
GOOD SAMARITAN SOCIETY		16			16
SRMC AVALON		9	7	44%	16
XERA MED RESEARCH			16	100%	16
BERGEN NEW BRIDGE M		14	2	13%	16
SOMA MEDICAL CENTER PA			16	100%	16
OKEECHOBEE HEALTHCARE FACILITY			16	100%	16
MEDEXPRESS URGENT CARE LEWISBURG		15	1	6%	16
FAST TRACK URGENT CARE CENTER - TYRONE			16	100%	16
MILLENNIUM PHYSICIAN GRP LLC NAPLES PINE RIDGE			16	100%	16
COMMUNITY HEALTH OF SOUTH FLORIDA INC			16	100%	16
Lab MSMC Hialeah			16	100%	16
MINNEOLA PLACE A HOMEBRIDGE COMMUNITY		16			16
ASHRAF MEDICAL GROUP PLLC DBA PULSE M		15	1	6%	16
LPG PRIMARY CARE AT MATTHEW DRIVE		16			16
EAR NOSE & THROAT ASSOCIATES OF MANATEE PA		16			16
PROMEDICA LABORATORIES		11	5	31%	16
YORKVILLE PEDIATRIC URGENT CARE		16			16
DR PHILLIPS MEDICAL WELLNESS CENTER		13	3	19%	16
BONIFAY NURSING AND REHABILITATION CENTER			16	100%	16

# COVID-19: testing by laboratory

Data through Apr 10, 2021 verified as of Apr 11, 2021 at 09:25 AM

Data in this report are provisional and subject to change.

The numbers in the table below represent the number of Florida and non-Florida residents for whom test results were received by the Department of Health. A person can be tested by more than one laboratory and can have both positive and negative results. **Therefore, the sum of the numbers in each column will be larger than the total number of people tested.**

Reporting lab	Inconclusive	Negative	Positive	Percent positive	Total
MINUTE CLINIC DIAGNOSTIC OF SOUTH CAROLINA		12	4	25%	16
CLEVELAND CLINIC			16	100%	16
EMORY CRAWFORD LONG HOSPITAL LABORATOR		14	1	7%	15
FAMILY CARE			15	100%	15
BAYA URGENT CARE LLC		1	14	93%	15
EASTLAKE PEDIATRICS - TRINITY		15			15
HOLLEY-NAVARRE MEDICAL CLINIC		5	10	67%	15
MINUTECLINIC INCORPORATE, LLC		12	3	20%	15
GRAND VILLA OF SARASOTA		14	1	7%	15
CARDIOTHORACIC SURGERY OF HYDE PARK			15	100%	15
MINUTECLINIC, LLC #1586		12	3	20%	15
Astoria Health and Rehab		15			15
GNT ASSOCIATES		14	1	7%	15
SELECT PHYSICIANS ALLIANCE PL		15			15
INFEXIONSHIELD INC.		15			15
LONG ISLAND JEWISH VALLEY STREAM		14	1	7%	15
CVS NY491POCT JACKSON HEIGHTS		15			15
BAPTIST MEDICAL CENTER EAST		11	4	27%	15
PATHLINE			15	100%	15
AJU GEORGE MD PA			15	100%	15
FLORIDA DEPARTMENT OF HEALTH IN HILLSBOROUGH COUNTY		1	14	93%	15
MINUTECLINIC DIAGNOSTIC OF VIRGINIA, LLC #1416		14	1	7%	15
HEALTH MED HOME CARE, LLC		15			15
MC DIAGNOSTIC OF CONNECTICUT, PC #1960		15			15
MIAMI BEACH MEDICAL GROUP LLC			15	100%	15
TREEHOUSE PEDIATRICS		14	1	7%	15
DIATHERIX		13	2	13%	15
MEADOWCREST MOLECULAR DIAGNOSTICS, LLC			15	100%	15
BESSENT ROAD GROUP HOME		15			15
OPTIONS FOR SENIORS INC DBA PALM KREST MANOR		12	3	20%	15
PROHEALTH CARE ASSOCIATES MOBILE		12	3	20%	15
VENICE URGENT CARE - GULF COAST			15	100%	15
SINAI HOSPITAL OF BALTIMORE		15			15
HUNTINGTON URGENT CARE		14	1	7%	15
GUIDEWELL EMERGENCY MEDICINE DOCTORS LLC #33		8	7	47%	15
NORTHERN WESTCHESTER HOSPITAL LABORATORY		13	2	13%	15
CVS MINUTE CLINIC DIAGNOSTIC OF WISCONSIN		15			15
HAWTHORNE INN OF LAKE LAND		15			15
MINUTE CLINIC LLC #5733		15			15
OAKMONTE VILLAGE OF DAVIE			15	100%	15
KIMBERLY J HENDERSON MD PC		14	1	7%	15
PREMIER LABORATORY SERVICES, LLC		5	10	67%	15
WALK IN URGENT CARE			15	100%	15
LILY'S PROMISE AL#12775		15			15
UNIVERSITY HOSPITAL UC HEALTH		11	4	27%	15
MILTON 4707		15			15

# COVID-19: testing by laboratory

Data through Apr 10, 2021 verified as of Apr 11, 2021 at 09:25 AM

Data in this report are provisional and subject to change.

The numbers in the table below represent the number of Florida and non-Florida residents for whom test results were received by the Department of Health. A person can be tested by more than one laboratory and can have both positive and negative results. **Therefore, the sum of the numbers in each column will be larger than the total number of people tested.**

Reporting lab	Inconclusive	Negative	Positive	Percent positive	Total
FAMILY CARE CENTER OF ARLINGTON		10	5	33%	15
MEDEXPRESS URGENT CARE - LAFAYETTE		14	1	7%	15
MEDEXPRESS URGENT CARE- MARYLAND		14	1	7%	15
TELEVISIT MALABAR PEDIATRICS		5	10	67%	15
ORLANDO HEALTH		2	13	87%	15
COMPREHENSIVE CHILDCARE ASSOCIATES		8	7	47%	15
SEBRING PEDIATRICS LLC			15	100%	15
OPIS ISLAND LAKE CENTER		13	2	13%	15
MEDLAB ASSOCIATES LLC		15			15
INDIANA STATE DEPARTMENT OF HEALTH		1	14	93%	15
HAVEN HOSPICE IN CHIEFLAND		9	6	40%	15
CVS TX8321POCT MCKINNEY		15			15
NOVALIFE MEDSPA			15	100%	15
MINUTECLINIC DIAGNOSTIC OF TN PC #6415		11	4	27%	15
BRYAN WHITFIELD MEMORIAL HOSPITAL		10	5	33%	15
MONTEFIORE ST LUKE'S CORNWALL HOSPITAL		11	4	27%	15
RIVERSIDE MEDICAL GROUP		14	1	7%	15
CUSTEAD CARE CENTER HAVEN HOSPICE		12	3	20%	15
PREMIUM HEALTH CARE			14	100%	14
STEWART MELBOURNE HOSPITAL, INC	1		13	93%	14
WALGREENS CO		13	1	7%	14
TLC FAMILY CARE HOME INC		14			14
RIVERSIDE COTTAGES AT THE SHORES, LLC			14	100%	14
SOUTHEASTERN LABORATORY			14	100%	14
Terrace of Jacksonville			14	100%	14
INHEALTH LIFE SCIENCES		6	8	57%	14
CVS MINUTE CLINIC DIAGNOSTIC PA		10	4	29%	14
EPIPHANY HEALTH		8	6	43%	14
GRACE COMMUNITY PHARMACY		1	13	93%	14
WALGREENS #07936		13	1	7%	14
MONTEFIORE MEDICAL CENTER LABORATORIES - WEILER		10	4	29%	14
TREASURE COAST URGENT & FAMILY CARE			14	100%	14
BAPTIST PRIMARY CARE PONTE VEDRA		8	6	43%	14
LIFE'S SPECIAL MOMENTS INC		14			14
ST CLOUD MEDICAL GROUP		12	2	14%	14
CARENOW URGENT CARE-WEST END		9	5	36%	14
FG RAPID RESULTS LLC		8	6	43%	14
ALAN L MELOTEK MD		14			14
BOCA SIMON		2	12	86%	14
SARNO FAMILY PRACTICE		1	13	93%	14
SOUTHEASTERN UNIVERSITY INC		14			14
TALLAHASSEE PRIMARY CARE ASSOCIATES PA		12	2	14%	14
JOHNS HOPKINS MEDICAL LABORATORIES		1	13	93%	14
CVS MINUTE CLINIC DIAGNOSTIC OF VIRGINIA		14			14
MINUTECLINIC DIAGNOSTIC OF TN, PC 6438		12	2	14%	14
PARROTT MEDICAL CLINIC			14	100%	14

# COVID-19: testing by laboratory

Data through Apr 10, 2021 verified as of Apr 11, 2021 at 09:25 AM

Data in this report are provisional and subject to change.

The numbers in the table below represent the number of Florida and non-Florida residents for whom test results were received by the Department of Health. A person can be tested by more than one laboratory and can have both positive and negative results. **Therefore, the sum of the numbers in each column will be larger than the total number of people tested.**

Reporting lab	Inconclusive	Negative	Positive	Percent positive	Total
MADISON COUNTY HEALTH DEPARTMENT		7	7	50%	14
ARNOT OGDEN MEDICAL CENTER LABORATORY		14			14
MINUTECLINIC DIAGNOSTIC OF TN, PC 4992		14			14
NIGHT OWL PEDIATRICS URGENT CARE			14	100%	14
BROOKLYN HOSPITAL CENTER DOWNTOWN CAMPUS		14			14
FAMILY PRACTICE ON THE GO		6	8	57%	14
CVS TN5639POCT FARRAGUT		11	3	21%	14
MEDLAB INC		14			14
SURGERY CENTER OF CORAL GABLES LLC,THE		11	3	21%	14
MEDI-DRUG INC		12	2	14%	14
DESOTO HEALTH AND REHAB LLC		9	5	36%	14
MELBOURNE FAMILY PRACTICE		12	2	14%	14
SOMA MEDICAL CENTER, P.A.			14	100%	14
ACCESS HOME HEALTH OF FLORIDA LLC		14			14
PT&J REHAB - VILLAGE OF ROYAL PALM BEACH		12	2	14%	14
ALASKA PUBLIC HEALTH LAB		1	13	93%	14
FAMILY MEDICINE OF WESTON LLC		6	8	57%	14
TGH URGENT CARE - WESLEY CHAPEL			14	100%	14
Hackensack Umc Mountainside		13	1	7%	14
ST JOSEPH WOMENS HOSPITAL			14	100%	14
SOMA MEDICAL CENTER, PA #4 FLORIDA MANGO			14	100%	14
BELLEVUE HOSPITAL CENTER DEPARTMENT		14			14
LUCID DIAGNOSTICS LABS			14	100%	14
SIGMUND LABS LLC		14			14
ORLANDO FAMILY PHYSICIANS INC		10	4	29%	14
POLK CHD BARTOW		13	1	7%	14
The Evangelical Lutheran Good Samaritan Society		14			14
CVS NC2357POCT HUNTERSVILLE		12	2	14%	14
HEALTHFIRST ADVENT HEALTH CENTRA CARE COCOA BEACH			14	100%	14
SARASOTA - ROBERT L TAYLOR COMMUNITY CENTER□		1	13	93%	14
CVS MINUTE CLINIC, LLC		12	2	14%	14
LEHIGH VALLEY HOSPITAL		3	11	79%	14
GADSDEN REGIONAL MEDICAL CENTER		14			14
CVS NC187POCT CHARLOTTE		13	1	7%	14
NORTHWESTERN MEMORIAL HOSPITAL			14	100%	14
LAKE CO SCHOOLS EMPLOYEE HEALTH & WELLNESS CENTER	1	9	3	23%	13
CULINARY INSTITUTE OF AMERICA STUDENT	3	10			13
SHELBY COUNTY HEALTH CARE CORPORATION		10	3	23%	13
ST CLOUD COMPOUNDING PHARMACY & WELLNESS CENTER		12	1	8%	13
METHODIST MEDICAL CENTER		10	3	23%	13
AFC URGENT CARE - CEDAR GROVE		11	2	15%	13
CARENOW URGENT CARE-DONELSON		10	3	23%	13
PARKWEST MEDICAL CENTER		11	2	15%	13
ESCAMBIA COMMUNITY CLINIC		2	11	85%	13
QUEENS UNIVERSITY OF CHARLOTTE		13			13
VALDOSTA FAMILY MEDICINE		1	12	92%	13

# COVID-19: testing by laboratory

Data through Apr 10, 2021 verified as of Apr 11, 2021 at 09:25 AM

Data in this report are provisional and subject to change.

The numbers in the table below represent the number of Florida and non-Florida residents for whom test results were received by the Department of Health. A person can be tested by more than one laboratory and can have both positive and negative results. **Therefore, the sum of the numbers in each column will be larger than the total number of people tested.**

Reporting lab	Inconclusive	Negative	Positive	Percent positive	Total
MAINSTREET FAMILY SELECT		1	12	92%	13
MINUTECLINIC DIAGNOSTIC OF TN PC #643		10	3	23%	13
PROMUS DIAGNOSTICS, LLC			13	100%	13
ORCHID COVE		3	10	77%	13
BARRANCO CLINIC,THE	3	9	1	8%	13
DEVEREUX FLORIDA CHILDRENS CENTER			13	100%	13
MONTEFIORE NYACK HOSPITAL AFFILIATED LABORATORY		12	1	8%	13
COVANCE CENTRAL LABORATORY			13	100%	13
STATEN ISLAND UNIVERSITY HOSPITAL SEGUINE AVE		12	1	8%	13
IN-OFFICE LAB		12	1	8%	13
MINUTECLINIC DIAGNOSTIC OF SC, LLC #2		12	1	8%	13
DELIVER MY MEDS CORP		13			13
ORMOND MEDICAL ARTS		3	10	77%	13
AEGIS MEDICAL GROUP, LLC		13			13
NATIONAL GENETICS INST LABCORP		4	9	69%	13
AVALON MEDICAL WALK IN CLINIC			13	100%	13
ST MARYS MEDICAL CENTER			13	100%	13
MEDLABS DIAGNOSTICS		11	2	15%	13
FLORIDA STATE HOSPITAL			13	100%	13
VRL EUROFINs - HAWAII		13			13
MED TECH SERVICES OF PALM BEACH INC		13			13
CORAL LANDING ASSISTED LIVING		11	2	15%	13
PHELPS HOSPITAL LABORATORY		11	2	15%	13
CVS PHARMACY			13	100%	13
GULF COAST MEDICAL GROUP		5	8	62%	13
Sunnyside Care Center		13			13
DYNAMIC DNA LAB		1	12	92%	13
BROOKDALE DELAND			13	100%	13
WORLD WRESTLING ENTERTAINMENT			13	100%	13
RED MOUNTAIN DIAGNOSTICS		13			13
URGENT MEDICAL CENTER INC		5	8	62%	13
CVS MINUTE CLINIC DIAGNOSTIC OF TN #3293		12	1	8%	13
THE PLAZA AT PARKSQUARE		13			13
CVS MINUTE CLINIC DIAGNOSTIC MED GRP OF CA		13			13
MINUTE CLINIC LLC #2775		12	1	8%	13
GLENBROOKE AT PALM BAY			13	100%	13
CROSS CARE CENTER			13	100%	13
MHHS All Lab Subsection		13			13
BENNETT PEDIATRICS		13			13
VIGILINT HEALTHCARE		11	2	15%	13
MINUTECLINIC DIAGNOSTIC OF RHODE ISLAND		10	3	23%	13
WELLMED AT PORT ST LUCIE WEST		9	4	31%	13
AVENTURA HOSPITAL AND MEDICAL CENTER			13	100%	13
ROCKLEDGE		3	10	77%	13
CVS MINUTE CLINIC DIAGNOSTIC OF TEXAS, LLC		10	3	23%	13
EFFINGER HEALTH, PA		13			13



# COVID-19: testing by laboratory

Data through Apr 10, 2021 verified as of Apr 11, 2021 at 09:25 AM

Data in this report are provisional and subject to change.

The numbers in the table below represent the number of Florida and non-Florida residents for whom test results were received by the Department of Health. A person can be tested by more than one laboratory and can have both positive and negative results. **Therefore, the sum of the numbers in each column will be larger than the total number of people tested.**

Reporting lab	Inconclusive	Negative	Positive	Percent positive	Total
CLINICAL LABORATORY SERVICES			13	100%	13
EAR NOSE AND THROAT ASSOCIATES OF MANATEE, P.A.		10	3	23%	13
HARBOR CHASE OF JACKSONVILLE			13	100%	13
NEW YORK PRESBYTERIAN - LOWER MANHATTAN		13			13
NTD EUROFINs ATLANTA		13			13
SOUTHEAST FAMILY HEALTHCARE CENTER			13	100%	13
HORIZON MEDICAL GROUP		11	2	15%	13
VILLA OF KINGS AND QUEENS OF DELRAY		13			13
MINUTE CLINIC OF KANSAS PA		8	5	38%	13
LAKELAND REGIONAL HEALTH GRASSLANDS		12	1	8%	13
WANTAGH URGENT CARE		9	3	25%	12
DAVID LAWRENCE CENTER INC		10	2	17%	12
MINUTECLINIC, LLC, DBA MINUTECLINIC #6106		10	2	17%	12
FLORIDA DEPARTMENT OF HEALTH WASHINGTON COUNTY		7	5	42%	12
MINUTE-CLINIC DIAGNOSTIC OF VIRGINIA, LLC		12			12
MINUTECLINIC DIAGNOSTIC OF OKLAHOMA		10	2	17%	12
CVS TN5601POCT LENOIR CITY		10	2	17%	12
GENOTOX LABORATORIES		10	2	17%	12
FAMILY MEDICINE AT LONGWOOD			12	100%	12
LAB UNKNOWN		1	11	92%	12
LEON CHD		12			12
HAVEN HOSPICE			12	100%	12
VERO DIAGNOSTICS		11	1	8%	12
RUSSELL MEDICAL CENTER		11	1	8%	12
GRAND VILLA OF PALM COAST		12			12
MC DIAGNOSTIC OF CONNECTICUT, PC # 257		11	1	8%	12
CITY OF WEST PALM BEACH EMPLOYEE & FAMILY HEALTH		12			12
MINUTECLINIC DIAGNOSTIC OF GEORGIA, LL		10	2	17%	12
SENIOR HOME CARE INC		12			12
MERCY MEDICAL CENTER		5	7	58%	12
CARLOS PORTU MD, PLLC			12	100%	12
COLLIER COUNTY HEALTH DEPT.		7	5	42%	12
CVS MINUTE CLINIC DIAGNOSTIC PA #3060		10	2	17%	12
MI2297090CV HOLLAND-23D2189684		12			12
GLEN OAKS HEALTH AND REHABILITATION CENTER			12	100%	12
NEMOURS CHILDREN'S URGENT			12	100%	12
MINUTECLINIC DIAG OF IND, LLC #6697		12			12
ADVENTHEALTH MEDICAL GROUP CARE CLINIC AT		8	4	33%	12
SUMMIT ATLANTIC SURGERY CENTER		12			12
MIRACLE ALF INC		12			12
CARROLL GARDENS URGENT CARE		12			12
PANCARE HEALTH - WEWA ELEMENTARY			12	100%	12
MINUTECLINIC, LLC #1492		12			12
FAMILY MEDICINE AT HUNTERS CREEK		12			12
VIBRANT AMERICA		10	2	17%	12
MEDEXPRESS URGENT CARE - MONROE		12			12

# COVID-19: testing by laboratory

Data through Apr 10, 2021 verified as of Apr 11, 2021 at 09:25 AM

Data in this report are provisional and subject to change.

The numbers in the table below represent the number of Florida and non-Florida residents for whom test results were received by the Department of Health. A person can be tested by more than one laboratory and can have both positive and negative results. **Therefore, the sum of the numbers in each column will be larger than the total number of people tested.**

Reporting lab	Inconclusive	Negative	Positive	Percent positive	Total
VILLA HEALTH NH LLC		10	2	17%	12
MINUTE CLINIC LLC #5706		10	2	17%	12
MC DIAGNOSTIC OF CONNECTICUT PC #459		12			12
TMH PHYSICIAN PARTNERS - MONTICELLO		10	2	17%	12
MEDEXPRESS URGENT CARE - CHRISTIANBURG		8	4	33%	12
CARE FAST MURABELLA		7	5	42%	12
Maury Regional Hospital		6	6	50%	12
CONSULATE HEALTH CARE OF PENSACOLA			12	100%	12
GEORGE W FERGUSON MD-CONCIERGE MEDICAL SERVICES PL		11	1	8%	12
IGENEX INC		12			12
MEDEXPRESS URGENT CARE - BENTON HARBOR		12			12
WOODLAND TOWERS		6	6	50%	12
ACADIAN DIAGNOSTIC LABORATORIES		8	4	33%	12
SAMARITAN HOSPITAL LABORATORY		11	1	8%	12
MEDEXPRESS URGENT CARE CHARLESTON		8	4	33%	12
Lady Lake Specialty Care			12	100%	12
ORLANDO FAMILY MEDICAL INC		12			12
BAPTIST HEALTH			12	100%	12
MERIDIAN AT WATERWAYS, THE		10	2	17%	12
BIOREFERENCE LABORATORIES		2	10	83%	12
IREPERTOIRE_MOL_LAB		12			12
MEYER PEDIATRICS CHTD		11	1	8%	12
WESTERN NEW YORK IMMEDIATE MEDICAL CAR		12			12
ADVENTIST HEALTH SYSTEM FLORIDA DEPT OF HEALTH		7	5	42%	12
BROOKDALE CITRUS			12	100%	12
THRIF-T DRUGS INC		10	2	17%	12
BRITO MEDICAL CENTER		10	2	17%	12
APPLE DIAGNOSTICS LAB		5	7	58%	12
VISTACARE PHARMACY I		10	2	17%	12
FLORIDA DEPT OF HEALTH		4	8	67%	12
MINUTECLINIC DIAGNOSTIC OF NORTH CAROLINA, PC		11	1	8%	12
URGENT TEAM MANAGEMENT OF TENNESSEE		10	2	17%	12
MEDEXPRESS URGENT CARE-ALTOONA		10	2	17%	12
MINUTECLINIC DIAGNOSTIC OF ILLINOIS LL		10	2	17%	12
MINUTE CLINIC DIAGNOSTIC OF SC, LLC #42		11	1	8%	12
DEPARTMENT OF PUBLIC HEALTH		12			12
RICHMOND UNIVERSITY MEDICAL CENTER		10	2	17%	12
NAPLES GREEN VILLAGE		12			12
SONORA QUEST LABORATORIES			12	100%	12
BAYONET POINT HOSPITAL			12	100%	12
GENESIS		8	4	33%	12
VERITAS RESEARCH CORP			12	100%	12
OHIO STATE UNIVERSITY MEDICAL CENTER			12	100%	12
ST PETER'S UNIVERSITY HOSPITAL		9	3	25%	12
THE POTTER'S HOUSE AT CANNON POINT		12			12
SAMARITAN MEDICAL CENTER		12			12

# COVID-19: testing by laboratory

Data through Apr 10, 2021 verified as of Apr 11, 2021 at 09:25 AM

Data in this report are provisional and subject to change.

The numbers in the table below represent the number of Florida and non-Florida residents for whom test results were received by the Department of Health. A person can be tested by more than one laboratory and can have both positive and negative results. **Therefore, the sum of the numbers in each column will be larger than the total number of people tested.**

Reporting lab	Inconclusive	Negative	Positive	Percent positive	Total
BROWARD DIALYSIS			12	100%	12
LIFE CARE OF PORT SAINT LUCIE		3	9	75%	12
FHCP-PORT ORANGE		3	9	75%	12
SUWANNEE COUNTY JAIL		11	1	8%	12
CVS MINUTE CLINIC DIAGNOSTIC		10	1	9%	11
MC DIAGNOSTIC OF CONNECTICUT , PC # 3		9	2	18%	11
MEDEXPRESS URGENT CARE - MAPLE DRIVE		10	1	9%	11
MEDEXPRESS URGENT CARE - SALEM		7	4	36%	11
ACCENTCARE		11			11
FG RAPID		9	2	18%	11
STUYVESANT URGENT CARE		11			11
CVS HEALTH MINUTE CLINIC		1	10	91%	11
MINUTECLINIC DIAGNOSTIC OF MAINE, LLC		9	2	18%	11
CVS MINUTE CLINIC DIAGNOSTIC OF TEXAS,LLC		9	2	18%	11
DMH STEINHATCHEE FAMILY MEDICINE		8	3	27%	11
CURATIVE		1	10	91%	11
ASSOCIATES IN MEDICINE		7	4	36%	11
Solaris Healthcare Pensacola			11	100%	11
PALM BEACH PATHOLOGY		9	2	18%	11
ATMORE NURSING CENTER		10	1	9%	11
SEMRAN FAMILY HEALTH LLC		10	1	9%	11
JBSA-SAM HOUSTON			11	100%	11
BOCA RATON REGIONAL HOSPITAL LAB			11	100%	11
HIRAM COLLEGE HEALTH CENTER (ABBOTT)		11			11
CREATIVE TESTING SOLUTIONS		4	7	64%	11
NORTH OKALOOSA PHYSICIAN GROUP		10	1	9%	11
ILLINOIS DEPT OF PUBLIC HEALTH LAB - SPRINGFIELD			11	100%	11
MISSOURI DEPARTMENT OF HEALTH AND SENIOR SERVICES			11	100%	11
GENOPTIX MEDICAL LABORATORY		10	1	9%	11
ALACHUA			11	100%	11
LAKEVIEW HEALTH SYSTEMS			11	100%	11
45TH 1		11			11
COLLIER HMA PHYSICIAN MANAGEMENT, LLC		2	9	82%	11
ORANGE PARK PEDIATRIC ASSOCIATES		1	10	91%	11
LONGWOOD PEDIATRICS LLC			11	100%	11
St. Annes Nursing Center, St. Annes Residence, Inc.		11			11
MINUTECLINIC DIAGNOSTICS OF IND, LLC		11			11
ST. PETERSBURG PEDIATRICS			11	100%	11
WELLMED AT BRANDON REGIONAL		7	4	36%	11
MINUTECLINIC, LLC, MINUTECLINIC #7637		9	2	18%	11
MINUTECLINIC, LLC #244		10	1	9%	11
MEDEXPRESS URGENT CARE - WINCHESTER GATEWAY		9	2	18%	11
LANE PEDIATRICS PA		1	10	91%	11
MINUTECLINIC, LLC, DBA MINUTECLINIC #2		9	2	18%	11
NORTHSIDE HOSPITAL FORSYTH		9	2	18%	11
CROSSROADS URGENT CARE, PLLC		11			11

# COVID-19: testing by laboratory

Data through Apr 10, 2021 verified as of Apr 11, 2021 at 09:25 AM

Data in this report are provisional and subject to change.

The numbers in the table below represent the number of Florida and non-Florida residents for whom test results were received by the Department of Health. A person can be tested by more than one laboratory and can have both positive and negative results. **Therefore, the sum of the numbers in each column will be larger than the total number of people tested.**

Reporting lab	Inconclusive	Negative	Positive	Percent positive	Total
MEDEXPRESS URGENT CARE-LATROBE		10	1	9%	11
KIDSVILLE PEDIATRICS			11	100%	11
MONROE COUNTY HOSPITAL		8	3	27%	11
MOUNT DORA PEDIATRICS		9	2	18%	11
KIDS CARE PEDIATRICS PA			11	100%	11
MINUTECLINIC, LLC #1470		10	1	9%	11
ASSOCIATES MD CYPRESS CREEK			11	100%	11
REDMED CLINIC OF ARLINGTON		10	1	9%	11
SUNCOAST COMMUNITY HEALTH CENTERS INC		2	9	82%	11
TINA'S ASSISTED LIVING FACILITY CORP		11			11
AZALEA HEALTH		2	9	82%	11
PHYSICIANS REGIONAL MEDICAL CTR - COLLIER BLVD			11	100%	11
UNIVERSITY HOSPITALS OF CLEVELAND		6	5	45%	11
CARENOW URGENT CARE-HERMITAGE		7	4	36%	11
WATSON HEALTHCARE		8	3	27%	11
UNIVERSITY CENTRA CARE		10	1	9%	11
TELEVISIT PALM BAY FAMILY PRACTICE		9	2	18%	11
TROPICANA		5	6	55%	11
CVS CA9165POCT SAN DIEGO		11			11
METHODIST HOSPITAL			11	100%	11
MEDEXPRESS URGENT CARE MONACA		11			11
BIOTECH CLINICAL LABORATORIES, INC.		1	10	91%	11
CVS MINUTE CLINIC DIAG OF IND, LLC #6549		11			11
THE TERRACE OF SAINT CLOUD		9	2	18%	11
HNL LAB MEDICINE		8	3	27%	11
WELLSTAR NORTH FULTON HOSPITAL LABORAT		11			11
UMHC/SYLVESTER AT KENDALL		1	10	91%	11
MINUTECLINIC DIAGNOSTIC OF NEW MEXICO		11			11
CAN COMMUNITY HEALTH, INC		10	1	9%	11
Rosewood Healthcare and Rehabilitation Center		5	6	55%	11
ST LUKES ROOSEVELT LABORATORY		9	2	18%	11
WELLMED AT SOUTH PARSONS		9	2	18%	11
MINUTECLINIC LLC (1435)		10	1	9%	11
HEALTH NETWORK LABORATORIES		7	4	36%	11
WALGREEN #6538		11			11
APPALACHIAN REGIONAL HEALTHCARE SYSTEM		10	1	9%	11
AIM LABORATORIES			11	100%	11
PRIMECARE ACQUISITION FAMILY PRACTICE INC		11			11
MINUTE CLINIC LLC #6765		11			11
St Joseph's Hospital & Medical Center		10	1	9%	11
WINTER PARK CARE AND REHABILITATION			11	100%	11
CLAYMED OF NORTH FLORIDA			11	100%	11
CLEVELAND TENNESSEE HOSPITAL COMPANY		10	1	9%	11
CARINGTON MANOR		11			11
Signature Healthcare of Savannah		11			11
ALCOVE ASSISTED LIVING FACILITY		11			11

# COVID-19: testing by laboratory

Data through Apr 10, 2021 verified as of Apr 11, 2021 at 09:25 AM

Data in this report are provisional and subject to change.

The numbers in the table below represent the number of Florida and non-Florida residents for whom test results were received by the Department of Health. A person can be tested by more than one laboratory and can have both positive and negative results. **Therefore, the sum of the numbers in each column will be larger than the total number of people tested.**

Reporting lab	Inconclusive	Negative	Positive	Percent positive	Total
PINELLAS COUNTY HEALTH DEPARTMENT		2	9	82%	11
VITAS HEALTH INC		5	6	55%	11
ELITE HOME HEALTH SERVICES		11			11
MEDEXPRESS URGENT CARE - PANTOPS		10	1	9%	11
VIRTUA WEST JERSEY HOSPITAL VORHEES		9	2	18%	11
JOHN W NORRIS III MD PA	1		10	91%	11
DYNAMIC HEALTH CENTERS INC		7	4	36%	11
MINUTECLINIC DIAGNOSTIC OF PA, LLC (1036)		9	2	18%	11
CENTRAL JERSEY URGENT CARE OF EATONTOW		10	1	9%	11
BRIDGE DIAGNOSTICS			11	100%	11
PRIME MEDICAL CARE, LLC		11			11
CVS GA2108POCT NORCROSS		8	3	27%	11
MEDICAL CENTER AFFILIATES WEST PALM			11	100%	11
NIGHT LITE PEDIATRICS CENTER, LLC		1	10	91%	11
SOMA MEDICAL CENTER PA #4			10	100%	10
ISLAND COAST PEDIATRICS IN-HOUSE LAB		10			10
CVS PA6902POCT BRYN MAWR		8	2	20%	10
GLADES COUNTY DETENTION CENTER		1	9	90%	10
PRORENATA LABS		2	8	80%	10
GOOD SAMARITAN MEDICAL CENTER			10	100%	10
MEDEXPRESS URGENT CARE-KATY		7	3	30%	10
BROWARD HEALTH CARE			10	100%	10
MEDICAL LABORATORY DIAGNOSTICS			10	100%	10
KEY TRAINING CENTER			10	100%	10
FAMILY HEALTH CENTER AT PORT ST JOHN		4	6	60%	10
SAVANNAH MANOR ASSISTED LIVING COMMUNITY			10	100%	10
CVS PA1671POCT LANCASTER		10			10
SUPERIOR RESIDENCES OF CLERMONT		2	8	80%	10
CHRISTUS ST VINCENT LABORATORY - ZIA		10			10
NEW JERSEY DEPARTMENT OF HEALTH COMMUNICABLE DISEASE SERVICE		3	7	70%	10
BETH ISRAEL MEDICAL CENTER LABS		9	1	10%	10
JOHNS HOPKINS ALL CHILDRENS			10	100%	10
ALBION COLLEGE (ABBOTT)		10			10
DOMINICAN COLLEGE STUDENT HEALTH CENTE		8	2	20%	10
LAKE NONA MEDICAL SERVICES		3	7	70%	10
MINUTECLINIC DIAGNOSTIC OF NEW JERSEY,		9	1	10%	10
BERRYHILL MANOR		10			10
MINUTECLINIC DIAGNOSTIC OF VIRGINIA		10			10
CVS NC7051POCT WAKE FOREST		10			10
ATHENS VETERINARY DIAGNOSTIC LABORATOR		10			10
TIFT REGIONAL HEALTH SYSTEM, INC		10			10
DOCTORS EXPRESS OF ST PETERSBURG		1	9	90%	10
EMERGENCY MEDICAL CENTER		4	6	60%	10
UF HEALTH		1	9	90%	10
MINUTECLINIC DIAGNOSTIC OF NORTH CAROLINA PC #5341		7	3	30%	10
BLOOMIN BRANDS WELLNESS CENTER		9	1	10%	10

# COVID-19: testing by laboratory

Data through Apr 10, 2021 verified as of Apr 11, 2021 at 09:25 AM

Data in this report are provisional and subject to change.

The numbers in the table below represent the number of Florida and non-Florida residents for whom test results were received by the Department of Health. A person can be tested by more than one laboratory and can have both positive and negative results. **Therefore, the sum of the numbers in each column will be larger than the total number of people tested.**

Reporting lab	Inconclusive	Negative	Positive	Percent positive	Total
BELLE GLADES HEALTH CLINIC			10	100%	10
MEDEXPRESS URGENT CARE - BEECH GROVE		9	1	10%	10
CITY OF TALLAHASSEE		10			10
MINUTECLINIC DIAGNOSTIC OF MINNESOTA		10			10
THE MARY IMOGENE BASSETT HOSPITAL		10			10
ADVENTHEALTH MEDICAL GROUP PEDIATRIC & ADOLESCENT		9	1	10%	10
HIGH TOWER ALF LLC		9	1	10%	10
Avalon Healthcare and Rehabilitation Center			10	100%	10
NEW HAMPSHIRE DEPARTMENT OF HEALTH AND HUMAN SERVICES		3	7	70%	10
MEDEX REGIONAL LABORATORIES LLC		1	9	90%	10
MINUTECLINIC, LLC #4682		5	5	50%	10
CVS TX8351POCT BEAUMONT		9	1	10%	10
KEY WEST URGENT CARE, INC		3	7	70%	10
CARENOW URGENT CARE - EAST NASHVILLE		8	2	20%	10
PANCARE HEALTH - VERNON ELEMENTARY			10	100%	10
AMERICAN HOUSE FORT MYERS		10			10
ARBORS OF GULF BREEZE, THE		8	2	20%	10
ST VINCENT'S ST CLAIR		7	3	30%	10
ORLANDO MEDICAL CENTER PL		1	9	90%	10
Manor Care of Dunedin		7	3	30%	10
CVS TN2179POCT MURFREESBORO		9	1	10%	10
BEAUMONT LABORATORY			10	100%	10
NATURE COAST REGIONAL MEDICAL CENTER		1	9	90%	10
ALABAMA DEPARTMENT OF PUBLIC HEALTH		1	9	90%	10
MEDEXPRESS URGENT CARE PARKERSBURG		8	2	20%	10
MC DIAGNOSTIC OF CONNECTICUT, PC #1043		10			10
MOSOLF PEDIATRICS			10	100%	10
MINUTE CLINIC LLC # 2033		9	1	10%	10
PLYMOUTH HARBOR INCORPORATED		9	1	10%	10
ACCESS PHARMACY		10			10
MC DIAGNOSTIC OF CONNECTICUT, PC #1966		10			10
CVS SC7556POCT WEST COLUMBIA		9	1	10%	10
DES PLAINES CLINICAL LAB		3	7	70%	10
MEDEXPRESS URGENT CARE - WASHINGTON		8	2	20%	10
PASSPORT HEALTH			10	100%	10
FLEMING ISLAND CENTER FOR CLINICAL RESEARCH		10			10
ANY LAB TEST NOW INC			10	100%	10
TENNESSEE DEPARTMENT OF HEALTH (TDH) - CENTRAL LABORATORY		2	8	80%	10
URGENT CARE CENTER AT PINNACLE		4	6	60%	10
LUXOR SCIENTIFIC LLC		1	9	90%	10
CHILDREN'S HEALTHCARE OF ATLANTA/EGLESTON		10			10
BENSONHURST URGENT CARE		9	1	10%	10
WINKLER COURT		9	1	10%	10
CORONA PATHOLOGY		10			10
MAINSTREET FAMILY CARE			10	100%	10
SANDGATE GARDENS REHAB & NURSING CENTER		3	7	70%	10

# COVID-19: testing by laboratory

Data through Apr 10, 2021 verified as of Apr 11, 2021 at 09:25 AM

Data in this report are provisional and subject to change.

The numbers in the table below represent the number of Florida and non-Florida residents for whom test results were received by the Department of Health. A person can be tested by more than one laboratory and can have both positive and negative results. **Therefore, the sum of the numbers in each column will be larger than the total number of people tested.**

Reporting lab	Inconclusive	Negative	Positive	Percent positive	Total
VA Primary Care Clinic at Meharry		9	1	10%	10
RPC@HODGES		2	8	80%	10
Westchester General Hospital			10	100%	10
MOLECULAR PATHOLOGY LABORATORY			10	100%	10
MINUTECLINIC DIAGNOSTIC OF TN, PC 6304		8	2	20%	10
CVS SC4286POCT EASLEY		4	6	60%	10
MINUTECLINIC DIAGNOSTIC OF TN PC #240		8	2	20%	10
COMMUNITY HEALTH CENTER		2	8	80%	10
ONEIDA HEALTHCARE CENTER		8	2	20%	10
Crestwood Nursing Center		7	3	30%	10
PALM BEACH CDH - DELRAY BEACH			10	100%	10
KR AT COLLEGE HARBOR		10			10
PALATKA VA CBOC		9	1	10%	10
CBC LAB		3	7	70%	10
VENICE GREEN VILLAGE		3	7	70%	10
MARQUESA MEDICAL		8	2	20%	10
NOT INDICATED		1	9	90%	10
ORLANDO HEALTH PHYSICIAN ASSOCIATES		4	6	60%	10
UNIVERSITY OF MIAMI MILLER SCHOOL OF MEDICINE			10	100%	10
CVS HEALTH, #2043		10			10
PBC PREMIER FAMILY HEALTH			10	100%	10
CVS SC7334POCT LEXINGTON		9	1	10%	10
NORTON HEALTHCARE			10	100%	10
PHASE2 LABS	2	6	2	20%	10
BROOKDALE PANAMA CITY		9	1	10%	10
MINUTE-CLINIC DIAGNOSTIC OF VIRGINIA, LLC #2003		7	3	30%	10
CVS MINUTE CLINIC, LLC #22		9	1	10%	10
OKLAHOMA STATE DEPARTMENT OF HEALTH-PUBLIC HEALTH LABORATORY			10	100%	10
HCR MANORCARE		10			10
VITALANT		1	9	90%	10
FLORIDA CLINICAL LAB		1	9	90%	10
VETERNANS ADMINISTRATION			10	100%	10
VASCONCELLO COHEN MD PA		9	1	10%	10
LAKE BALDWIN CBOC		9	1	10%	10
MANATEE COUNTY JAIL		9	1	10%	10
ETHOS LABORATORIES		7	2	22%	9
NITIN BAWA PROFESSIONAL ASSOCIATES			9	100%	9
CVS RI1717POCT 1 CVS DR			9	100%	9
Sunset Lake Health and Rehabilitation Center		8	1	11%	9
SELECT PHYSICIANS ALLIANCE		9			9
VETERANS AFFAIRS MEDICAL CENTER - OUTPATIENT			9	100%	9
ALLIANCE HEALTH AND REHABILITATION CENTER		9			9
BAYFRONT HEALTH ST PETERSBURG		8	1	11%	9
UHEALTH UNIVERSITY OF MIAMI			9	100%	9
MEDEXPRESS URGENT CARE - BATTLE CREEK		6	3	33%	9
WADSWORTH CENTER - DAVID AXELROD INSTITUTE		8	1	11%	9

# COVID-19: testing by laboratory

Data through Apr 10, 2021 verified as of Apr 11, 2021 at 09:25 AM

Data in this report are provisional and subject to change.

The numbers in the table below represent the number of Florida and non-Florida residents for whom test results were received by the Department of Health. A person can be tested by more than one laboratory and can have both positive and negative results. **Therefore, the sum of the numbers in each column will be larger than the total number of people tested.**

Reporting lab	Inconclusive	Negative	Positive	Percent positive	Total
MINUTECLINIC DIANOSTIC OF VIRGINIA, LL		8	1	11%	9
WALK IN MEDICAL URGENT CARE PC		9			9
MINUTECLINIC DIAG OF IND, LLC #2387		8	1	11%	9
WALK-IN MEDICAL CARE			9	100%	9
CVS NJ617POCT CEDAR GROVE		8	1	11%	9
CVS MO8590POCT KANSAS CITY		5	4	44%	9
MINUTECLINIC #8760		9			9
THOMAS JEFFERSON UNIVERSITY HOSPITAL		4	5	56%	9
CVS TX10016POCT PRINCETON		9			9
MINUTECLINIC #2860		6	3	33%	9
MICHIGAN DEPARTMENT OF COMMUNITY HEALTH		1	8	89%	9
LAWRENCE TECHNOLOGICAL UNIVERSITY		9			9
WESTCHESTER GENERAL HOSPITAL BLOOD GAS LAB			9	100%	9
NEMOURS CHILDREN'S PRIMARY CARE VERO BEACH			9	100%	9
ST JOSEPHS HOSP OF ATLANTA/CLINIC LAB		8	1	11%	9
BRENNITY AT VERO BEACH, THE			9	100%	9
GILCHRIST COUNTY FIRE DEPARTMENT		4	5	56%	9
REMISE OCCUPATIONAL HEALTH SOLUTIONS INC			9	100%	9
DIXITKUMAR N MODI MD PA			9	100%	9
BLOOMINGDALE PEDIATRIC ASSOCIATES PA			9	100%	9
CVS TX7162POCT HOUSTON		9			9
CIAN DIAGNOSTICS			9	100%	9
MINUTE CLINIC INCORPORATE		9			9
Fouraker Hills Rehab and Nursing			9	100%	9
MINUTE CLINIC, LLC #4650		8	1	11%	9
MINUTECLINIC DIAGNOSTIC OF TN PC #242		6	3	33%	9
CVS CA9715POCT THOUSAND OAKS		9			9
ILLINOIS DEPARTMENT OF PUBLIC HEALTH		1	8	89%	9
GCPM MANUAL MICROBIOLOGY		1	8	89%	9
UCARE			9	100%	9
CVS CT1123POCT SOUTHBURY		9			9
Atlanta VAMC		6	3	33%	9
ST VINCENT'S CHILTON		7	2	22%	9
MINUTECLINIC DIAGNOSTIC OF ILLINOIS		7	2	22%	9
WELLSTAR COBB HOSPITAL		8	1	11%	9
FLORIDA MENTOR		7	2	22%	9
CVS DC1340POCT WASHINGTON		9			9
BEAUMONT EMERGENCY CENTER			9	100%	9
CVS CA9113POCT CHULA VISTA		9			9
EMPLOYEE WELLNESS PA			9	100%	9
PENSACOLA CLUSTER			9	100%	9
FLORIDA CENTER FOR DERMATOLOGY LABORATORY			9	100%	9
UNIVERSITY MEDICAL CENTER		8	1	11%	9
CHEMISYS LABORATORIES		1	8	89%	9
CORE OCCUPATIONAL RESOURCES, LLC		5	4	44%	9
INSPIRED LIVING AT PALM BAY		7	2	22%	9



# COVID-19: testing by laboratory

Data through Apr 10, 2021 verified as of Apr 11, 2021 at 09:25 AM

Data in this report are provisional and subject to change.

The numbers in the table below represent the number of Florida and non-Florida residents for whom test results were received by the Department of Health. A person can be tested by more than one laboratory and can have both positive and negative results. **Therefore, the sum of the numbers in each column will be larger than the total number of people tested.**

Reporting lab	Inconclusive	Negative	Positive	Percent positive	Total
CARENOW URGENT CARE-GREEN HILLS		9			9
CITYMD		1	8	89%	9
PEDIATRIC HEALTH CARE ALLIANCE			9	100%	9
ST JOSEPH'S HOSPITAL NORTH LABORATORY			9	100%	9
SOUTH FLORIDA ENT ASSOCIATES, INC			9	100%	9
MIDMICHIGAN MEDICAL CENTER			9	100%	9
IMMUNOGENOMICS LLC		6	3	33%	9
COLLIER BLVD HMA PHYSICIAN MANAGEMENT,, LLC			9	100%	9
MEDICANA NURSING AND REHAB CENTER			9	100%	9
NIGHT LITE PEDIATRICS CENTER		1	8	89%	9
MONROE COUNTY FIRE RESCUE		8	1	11%	9
NASCAR EVENT MANAGEMENT, LLC		9			9
PIEDMONT ATHENS REGIONAL MEDICAL		7	2	22%	9
MEDEXPRESS ELKINS		9			9
SUMTER COUNTY HEALTH DEPARTMENT		4	5	56%	9
MEDEXPRESS URGENT CARE - FORT WORTH S		8	1	11%	9
ROSECASTLE			9	100%	9
MAGNOLIA MANOR			9	100%	9
MEDEXPRESS URGENT CARE - SWANSEA, N ILLINOIS ST		8	1	11%	9
MOBILE RESPONSE DIAGNOSTICS LLC		8	1	11%	9
NORTHWEST FLORIDA COMMUNITY HOSPITAL LABORATORY		8	1	11%	9
CHILDREN'S HEALTH CENTER INC.		7	2	22%	9
MIAMI COMPREHENSIVE MEDICINE GROUP PA		4	5	56%	9
OMNI			9	100%	9
MINUTECLINIC DIAGNOSTIC MED GRP OF CA		8	1	11%	9
FLORIDA HOSPITAL WINTER PARK		7	2	22%	9
WATERFORD AT CREEKSIDE, THE			9	100%	9
ENCOMPASS HOME HEALTH OF THE SOUTHEAST LLC□		9			9
PATEL MEDICAL VENTURES		8	1	11%	9
ACCESS CARE MEDICAL GROUP LLC		2	7	78%	9
RIVERVIEW REGIONAL MEDICAL CENTER		7	2	22%	9
BUENA VIDA ESTATES			9	100%	9
OPTUM SILVER LAKES			9	100%	9
OUR HOME AT BEACON HILL			9	100%	9
LAKE BUTLER HOSPITAL		9			9
MINUTE CLINIC LLC #10203		7	2	22%	9
Consulate Health Care of Brandon		7	2	22%	9
WINTER PARK INTERNAL MEDICINE MD PA		7	2	22%	9
ROSEMONT GARDENS INC		9			9
HEALTH AND WELLNESS CENTER		1	8	89%	9
DOH-TAMPA BRANCH LABORATORY (MLK BLVD)		4	5	56%	9
KINDRED_AIMS		9			9
WINDSOR OF SAN PABLO, THE		6	3	33%	9
MINUTE CLINIC LLC #4017		9			9
WHEELER LABORATORY		8	1	11%	9
LAKE NONA MEDICAL SERVICE LLC		9			9

# COVID-19: testing by laboratory

Data through Apr 10, 2021 verified as of Apr 11, 2021 at 09:25 AM

Data in this report are provisional and subject to change.

The numbers in the table below represent the number of Florida and non-Florida residents for whom test results were received by the Department of Health. A person can be tested by more than one laboratory and can have both positive and negative results. **Therefore, the sum of the numbers in each column will be larger than the total number of people tested.**

Reporting lab	Inconclusive	Negative	Positive	Percent positive	Total
WINDSOR OF GAINESVILLE		9			9
NORTHSHORE UNIVERSITY HEALTHSYSTEM EVANSTON HOSPITAL LAB			9	100%	9
STPET		7	2	22%	9
TAPESTRY TALLAHASSEE WALDEN		9			9
MINUTECLINIC DIAGNOSTIC OF TN PC #5671		5	4	44%	9
CARENOW URGENT CARE-MT JULIET		8	1	11%	9
CVS PHARMACY NO 274		9			9
PRECISION GENETICS			9	100%	9
CVS MINUTE CLINIC DIAGNOSTIC OF KANSAS, PA		9			9
MEDEXPRESS URGENT CARE - FAYETTEVILLE		7	2	22%	9
MINUTECLINIC DIAGNOSTIC OF NEW JERSEY, LLC # 7069		9			9
PALM BAY URGENT CARE PL		1	8	89%	9
MINUTE CLINIC DIAGNOSTIC MED GRP		8	1	11%	9
MINUTE CLINIC LLC #1448		8	1	11%	9
SUNCREST OMNI		9			9
VILLAGE PLACE HEALTH AND REHAB		9			9
NORTHEAST GEORGIA MEDICAL CENTER		9			9
FAMILY PRACTICE OF DAVIE INC			9	100%	9
PUTNAM FAMILY CARE INC		3	6	67%	9
LOREY ALF		9			9
CVS MINUTE CLINIC DIAGNOSTIC MED GRP OF SAN		7	2	22%	9
NONA PEDIATRIC CENTER		3	5	63%	8
CVS MINUTE CLINIC DIAGNOSTIC OF NEW JERSEY		8			8
ARCHBOLD MEMORIAL HOSPITAL/LAB		3	5	63%	8
CVS OH3301POCT WOODMERE		8			8
MEDEXPRESS URGENT CARE - CULPEPER		8			8
WHITE SANDS OUTPATIENT SERVICES (WSOP SERVICES LLC		8			8
SLOPESIDE LABS AND TESTING, LLC - THE HIDEOUT AT BUTTERMILK MOUNTAIN		8			8
GOLDMAN SACHS HEALTH CENTER	1	7			8
Nashville Central Laboratory		8			8
CIGNA ONSITE HEALTH LLC		2	6	75%	8
URGENT CARE OF LONGWOOD		1	7	88%	8
ATLANTIC CONSOLIDATED LABORATORY		8			8
ALACHUA COUNTY HEALTH DEPARTMENT		1	7	88%	8
DOTHAN PEDIATRIC CLINIC			8	100%	8
PALMS WEST HOSPITAL			8	100%	8
CVS MD1881POCT DUNKIRK		8			8
PBC FOUND CARE INC			8	100%	8
TRUE HEALTH		5	3	38%	8
JOINT AMBULATORY CARE CENTER		8			8
DEPARTMENT OF HEALTH- CITRUS COUNTY		1	7	88%	8
NORTHEAST ALABAMA REGIONAL MEDICAL CENTER		5	3	38%	8
LAKE CONWAY URGENT CARE LLC		2	6	75%	8
HEALTHY MINORS PEDIATRIC URGENT CARE		7	1	13%	8
LAB UNKNOW		6	2	25%	8
INTERNAL MEDICINE AND AESTHETICS OF NAPLES LLC		8			8

# COVID-19: testing by laboratory

Data through Apr 10, 2021 verified as of Apr 11, 2021 at 09:25 AM

Data in this report are provisional and subject to change.

The numbers in the table below represent the number of Florida and non-Florida residents for whom test results were received by the Department of Health. A person can be tested by more than one laboratory and can have both positive and negative results. **Therefore, the sum of the numbers in each column will be larger than the total number of people tested.**

Reporting lab	Inconclusive	Negative	Positive	Percent positive	Total
FLORIDA HEART AND VASCULAR MULTISPECIALTY GROUP		8			8
MINUTECLINIC DIAGNOSTIC OF VIRGINIA, LLC #255		8			8
MONTEFIORE MEDICAL CENTER LABORATORIES - NORTH		8			8
HEWLETT URGENT CARE, PLLC		8			8
HARBORCHASE OF DR PHILLIPS		7	1	13%	8
CVS PA233POCT NEWTOWN SQUARE		8			8
VERMONT DEPARTMENT OF HEALTH		1	7	88%	8
CAYUGA COUNTY HEALTH DEPARTMENT		7	1	13%	8
ALL CHILDREN'S HOSPITAL		1	7	88%	8
OSWEGO HOSPITAL LABORATORY		7	1	13%	8
ALLINA HEALTH - ABBOTT NORTHWESTERN HOSPITAL		5	3	38%	8
ST. JOSEPH HOSPITAL AND HEALTH CARE INC.			8	100%	8
ST. CLOUD PHARMACY AND WELLNESS CENTER		4	4	50%	8
CVS NC7213POCT MATTHEWS		6	2	25%	8
The Grand at Rome Nursing and Rehabilitation		8			8
APEX HOME HEALTH CARE		7	1	13%	8
THE WOLFF CENTER FOR CHILD & ADOLESCENT HEALTH			8	100%	8
BLOOMING GARDENS OF CARE INC		8			8
MINUTECLINIC DIAGNOSTIC OF OHIO #7790		6	2	25%	8
MINUTECLINIC, LLC #09202		6	2	25%	8
NORTHSIDE HOSPITAL ATLANTA		3	5	63%	8
SOUTHEASTERN PEDIATRIC ASSOCIATES			8	100%	8
FHCP-ORANGE CITY			8	100%	8
CHAPTERS HEALTH HOSPICE		8			8
SEA LEVEL LABS			8	100%	8
INTERVENTIONAL REHABILITATION OF SOUTH FLORIDA			8	100%	8
CVS TN7289POCT SIGNAL MOUNTAIN		8			8
FLORIDA KEYS CONCIERGE MEDICINE, LLC		6	2	25%	8
ROBERT WOOD JOHNSON HOSPITAL		7	1	13%	8
LAKE PEDIATRICS			8	100%	8
SYLVESTER AT PLANTATION LABORATORY		7	1	13%	8
MODMD LABORATORY		8			8
Florida Clinical Laboratory		1	7	88%	8
INTERNAL MEDICINE ASSOCIATES OF JACKSON HOSPITAL			8	100%	8
GOLISANO CHILDREN'S HOSPITAL OF SOUTHWEST FLORIDA		6	2	25%	8
MINUTE CLINIC DIAG OF IND LLC #8674		8			8
CVS NC3319POCT CHARLOTTE		6	2	25%	8
ST CHARLES HOSPITAL LABORATORY		8			8
CVS PA1074POCT KENNETT SQUARE		7	1	13%	8
UNIVERSITY OF WASHINGTON MEDICAL CENTER			8	100%	8
LOVELACE MEDICAL CENTER		8			8
SOMA MEDICAL CENTER MD PA #7 PEDIATRICS			8	100%	8
PALM BEACH COUNTY HEALTH DEPARTMENT LABORATORY			8	100%	8
GUIDANCE / CARE CENTER, INC		8			8
MINUTECLINIC, LLC #05038		8			8
ALLEGRO - TAMPA	1	4	3	38%	8

# COVID-19: testing by laboratory

Data through Apr 10, 2021 verified as of Apr 11, 2021 at 09:25 AM

Data in this report are provisional and subject to change.

The numbers in the table below represent the number of Florida and non-Florida residents for whom test results were received by the Department of Health. A person can be tested by more than one laboratory and can have both positive and negative results. **Therefore, the sum of the numbers in each column will be larger than the total number of people tested.**

Reporting lab	Inconclusive	Negative	Positive	Percent positive	Total
SARAH LAWRENCE COLLEGE HEALTH SERVICES		8			8
HUNTINGTON VILLAGE URGENT CARE		8			8
DOCTOR'S IN HOUSE LAB			8	100%	8
RELIANCE MEDICAL CENTER		5	3	38%	8
EXECUTIVE MEDICAL SERVICES		8			8
CAPRONA GROUP HOME		2	6	75%	8
GENEUS DIAGNOSTICS			8	100%	8
MEDERI CARETENDERS VS OF SE FL LLC DBA		7	1	13%	8
WELLIGENT		1	7	88%	8
ORMOND BEACH CENTRA CARE			8	100%	8
MINUTECLINIC, DIAGNOSTIC OF TEXAS, LL		7	1	13%	8
IU HEALTH PATHOLOGY		1	7	88%	8
PACIFICA SUNRISE			8	100%	8
MINUTECLINIC DIAGNOSTIC OF TN PC #386		7	1	13%	8
MINUTECLINIC #788		7	1	13%	8
NEOGENOMICS LABORATORIES, INC		8			8
NOVADX		2	6	75%	8
X-GENE MOLECULAR LABS		1	7	88%	8
CVS OH3476POCT TIPP CITY		7	1	13%	8
DIAGNOSTIC CLINIC		7	1	13%	8
CVS MD4371POCT OCEAN CITY		8			8
FHPG_EXP CARE W HILLSBOROUGH			8	100%	8
CARE ATC - CITY OF BOYNTON BEACH	1	2	5	63%	8
MEDEXPRESS URGENT CARE - TARENTUM		6	2	25%	8
CLEARWATER PEDIATRIC CARE		1	7	88%	8
BIOTECH PHARMACEUTICAL GROUP LLC			8	100%	8
MEDEXPRESS URGENT CARE - CLARKSBURG		7	1	13%	8
ELLIS HOSPITAL LABORATORY		7	1	13%	8
SYNEXUS CLINICAL RESEARCH US INC		2	6	75%	8
JUPITER CLINIC			8	100%	8
WILLIAMSBURGH CHAI CARE		7	1	13%	8
LEMOYNE COLLEGE WELLNESS CENTER FOR		8			8
MONROE URGENT CARE		7	1	13%	8
NORTHSIDE HOSPITAL		2	6	75%	8
MARINA ISLE ASSISTED LIVING		8			8
ADVANCED RESEARCH FOR HEALTH IMPROVEMENT		6	2	25%	8
CAREPOINT CLINIC		5	3	38%	8
CVS OH2543POCT CANFIELD		5	3	38%	8
HOLY NAME MEDICAL CENTER	1	6	1	13%	8
MED & CO INVESTMENT LLC		7	1	13%	8
DEPT OF VA MEDICAL CENTER - RICHMOND		7	1	13%	8
DORAL URGENT CARE			8	100%	8
DOH JACKSONVILLE CENTRAL LABORATORY		3	5	63%	8
CVS NC5591POCT STATESVILLE		7	1	13%	8
MAGNOLIA PEDIATRICS GROUP LLC			8	100%	8
JOHN T MATHER MEMORIAL HOSPITAL LABORATORY		7	1	13%	8

# COVID-19: testing by laboratory

Data through Apr 10, 2021 verified as of Apr 11, 2021 at 09:25 AM

Data in this report are provisional and subject to change.

The numbers in the table below represent the number of Florida and non-Florida residents for whom test results were received by the Department of Health. A person can be tested by more than one laboratory and can have both positive and negative results. **Therefore, the sum of the numbers in each column will be larger than the total number of people tested.**

Reporting lab	Inconclusive	Negative	Positive	Percent positive	Total
VENICE REGIONAL MEDICAL CENTER			8	100%	8
LEE MEMORIAL HEALTH SYSTEM D/B/A		6	2	25%	8
CVS CT1109POCT BETHEL		8			8
MINUTE CLINIC #8979		7	1	13%	8
HEALTHMARK REGIONAL HOSPITAL LAB		4	4	50%	8
WALGREENS #10972	1	7			8
EXPRESS TEST			8	100%	8
MID-HUDSON VALLEY DIVISION OF WESTCHESTER MEDICAL		8			8
MEDEXPRESS URGENT CARE, BUTLER		5	3	38%	8
BAPTIST OUTPATIENT			8	100%	8
BETTER AT HOME		8			8
SUNRISE SENIOR LIVING OF JACKSONVILLE			8	100%	8
JX REF LAB			8	100%	8
LIFE CARE CITRUS COUNTY			8	100%	8
NORTHEAST PEDIATRICS			8	100%	8
CVS TX7827POCT ROUND ROCK		8			8
BEECHTREE MOLECULAR LAB LLC			8	100%	8
JACKSON CLINIC PA,THE		4	4	50%	8
ORLANDO FAMILY PHYSICIANS			8	100%	8
VAIL VALLEY MEDICAL CENTER			8	100%	8
MEDEXPRESS URGENT CARE - MIDLOTHIAN		7	1	13%	8
CHIPOLA QUICK CARE		5	3	38%	8
DOCTOR'S IN-HOUSE LAB/COMMUNITY HEALTH CENTERS OF PINELLAS - CLEARWATE			8	100%	8
MINUTECLINIC, LLC #03268		7	1	13%	8
BARTON PARKER OD PC		8			8
HEALTHPARK MEDICAL CTR NURSING SVC		8			8
QHG OF ENTERPRISE INC (DBA MEDICAL CTR		8			8
PUTNAM COUNTY EMERGENCY RESCUE SERVICE		5	3	38%	8
SURGOINSVILLE PHARMACY		8			8
GENE STREET LABORATORIES, LLC		6	2	25%	8
ST CLOUD PHYSICIAN MANAGMENT LLC		7	1	13%	8
NORTHDALE REHABILITATION CENTER			8	100%	8
MINUTE CLINIC DIAGNOSTIC OF MICHIGAN PC		8			8
NORTH PINELLAS CHILDRENS MEDICAL CENTER INC			8	100%	8
SUPREME LABORATORY			8	100%	8
FOUNTAINVIEW BY FIVE STAR QUALITY CARE		7	1	13%	8
ALBANY MEDICAL CENTER		7	1	13%	8
CONSULATE HEALTH CARE		7	1	13%	8
CENTRAL JERSEY URGENT CARE		8			8
MINUTECLINIC DIAGNOSTIC OF NEVADA #87		4	4	50%	8
JUPITER ISLAND PUBLIC SAFETY		5	2	29%	7
LAKE CITY CORRECTIONAL FACILITY			7	100%	7
MEDEXPRESS URGENT CARE - BLUEFIELD		6	1	14%	7
DIAGNOSTIC & MEDICAL SPECIALISTS OF GREENWICH		5	2	29%	7
CVS GA2147POCT KENNESAW		5	2	29%	7
MINUTECLINIC MINUTECLINIC #4977		4	3	43%	7

# COVID-19: testing by laboratory

Data through Apr 10, 2021 verified as of Apr 11, 2021 at 09:25 AM

Data in this report are provisional and subject to change.

The numbers in the table below represent the number of Florida and non-Florida residents for whom test results were received by the Department of Health. A person can be tested by more than one laboratory and can have both positive and negative results. **Therefore, the sum of the numbers in each column will be larger than the total number of people tested.**

Reporting lab	Inconclusive	Negative	Positive	Percent positive	Total
CVS PHARMACY #8800		5	2	29%	7
ACM MEDICAL LABORATORY ALLIANCE		5	2	29%	7
MEDEXPRESS URGENT CARE - HOT SPRINGS		7			7
NOVANT HEALTH INPATIENT CARE		2	5	71%	7
CVS GA7064POCT STOCKBRIDGE		7			7
LEVY COUNTY SHERRIF'S DEPT			7	100%	7
MINUTECLINIC DIAGNOSTIC OF OHIO #3407		6	1	14%	7
CARENOW URGENT CARE-MADISON		7			7
MINUTECLINIC LLC #4449		6	1	14%	7
EL PARAISO HOME INC		7			7
NORTHERN DUTCHESS HOSPITAL LABORATORY		5	2	29%	7
DELAWARE DEPARTMENT OF HEATH		6	1	14%	7
MINUTECLINIC, LLC #03965		7			7
WYOMING COUNTY COMMUNITY HOSPITAL LABORATORY		7			7
PENINSULA CARE AND REHABILITATION CENTER			7	100%	7
FLORIDA HOSPITAL APOPKA		6	1	14%	7
NYU WINTHROP HOSPITAL PATHOLOGY		7			7
CARESOUTH HHA HOLDINGS OF TALLAHASSEE LLC		7			7
DOCTOR'S IN-HOUSE LAB/COMMUNITY HEALTH CENTERS OF PINELLAS -PINELLAS P			7	100%	7
NORTHSIDE HOSPITAL DULUTH		6	1	14%	7
Thermopolis Rehabilitation Wellness		7			7
NASSAU UNIVERSITY MEDICAL CENTER DEPT		6	1	14%	7
MEDEXPRESS URGENT CARE - GLENDALE		7			7
COMPLETE FAMILY CARE, LLC/UNIVERSITY OF SAINT MARY		7			7
GALLUP INDIAN MEDICAL CENTER		7			7
PANCARE HEALTH - HOSFORD SCHOOL			7	100%	7
MINUTECLINIC DIAGNOSTIC OF KANSAS PA		7			7
PARTNERS PHARMACY OF FLORIDA LLC		7			7
CVS TX4397POCT CYPRESS		7			7
NELSON BIOLOGICAL			7	100%	7
MEDEXPRESS URGENT CARE, JOHNSTOWN		6	1	14%	7
MINUTE CLINIC DIAGNOSTIC OF VIRGINIA, LLC #1905		7			7
AVON PARK PEDIATRICS			7	100%	7
CVS NC2313POCT RALEIGH		6	1	14%	7
LEE COUNTY HEALTH DEPARTMENT		4	3	43%	7
SOUTH COM HEALTH CLINIC, DEPT. OF THE ARMY		7			7
SAVANNAH STATE UNIVERSITY, COUNSELING		7			7
COMPASSION PEDIATRICS		3	4	57%	7
LOUISIANA DEPT OF HEALTH			7	100%	7
ABBEY MANOR RETIREMENT RESIDENCE INC		7			7
FRESENIUS KIDNEY CARE FORT WALTON BEACH			7	100%	7
ENTRUST IMMEDIATE CARE			7	100%	7
VICTORIAN MANOR		2	5	71%	7
MINUTECLINIC DIAG OF IND LLC #8651		6	1	14%	7
DALLAS COUNTY HEALTH AND HUMAN SERVICES			7	100%	7
PEDIATRICS URGENT CARE, LLC			7	100%	7

# COVID-19: testing by laboratory

Data through Apr 10, 2021 verified as of Apr 11, 2021 at 09:25 AM

Data in this report are provisional and subject to change.

The numbers in the table below represent the number of Florida and non-Florida residents for whom test results were received by the Department of Health. A person can be tested by more than one laboratory and can have both positive and negative results. **Therefore, the sum of the numbers in each column will be larger than the total number of people tested.**

Reporting lab	Inconclusive	Negative	Positive	Percent positive	Total
MEDEXPRESS URGENT CARE MORGANTOWN		7			7
CARENOW URGENT CARE-SOUTHLAKE			7	100%	7
BOCA BIOLISTICS LLC			7	100%	7
OPTUM PRIMARY CARE - FOUNTAIN OAKS		3	4	57%	7
FRESENIUS KIDNEY CARE DUNEDIN			7	100%	7
YAZJI PEDIATRIC CARE LLC DBA TUKA PEDIATRICS			7	100%	7
CVS PA2582POCT SPRINGFIELD		5	2	29%	7
MINUTECLINIC MINUTECLINIC #8505		5	2	29%	7
MEDEXPRESS URGENT CARE - STAUNTON		3	4	57%	7
DOCTORS CLINICAL LABORATORY, INC		5	2	29%	7
CVS NJ836POCT RUNNEMEDE		7			7
MERCY HEALTH—MUSKEGON		6	1	14%	7
KEYSTONE PLACE AT NAPLES PRESERVE		4	3	43%	7
CRESTWOOD MEDICAL CENTER		5	2	29%	7
ADVENT HEALTH APOPKA		3	4	57%	7
GENTRY PARK ORLANDO ASSISTED LIVING		6	1	14%	7
MEDEXPRESS URGENT CARE-PETERS TWP		6	1	14%	7
GRACE WELLNESS CENTER LLC		6	1	14%	7
MINUTECLINIC, LLC, DBA MINUTECLINIC #4		7			7
PANCARE HEALTH - KATE SMITH ELEMENTARY		1	6	86%	7
Parkside Villa		7			7
GMR EVENT SERVICES LLC DBA CROWDRX		7			7
WEST DADE PEDIATRICS			7	100%	7
Lenox on the Lake			7	100%	7
MINUTE CLINIC DIAGNOSTIC OF PENNSYLVANIA		7			7
CVS NC7057POCT SHELBY		5	2	29%	7
CVS OH3080POCT HUBER HEIGHTS		6	1	14%	7
TRUE HEALTH DIAGNOSTICS		1	6	86%	7
HEARTLAND PEDIATRICS OF LAKE PLACID			7	100%	7
KANSAS DEPARTMENT OF HEALTH		2	5	71%	7
RANDOLPH DIABETES AND WELLNESS		6	1	14%	7
DR. PHILLIPS MEDICAL WELLNESS CENTER		4	3	43%	7
SUPERIOR RESIDENCES AT CALA HILLS		7			7
CVS MA6505POCT NEWTON		7			7
ST. LUCIE COUNTY HEALTH DEPARTMENT		5	2	29%	7
MEDEXPRESS URGENT CARE - STATE COLLEGE		5	2	29%	7
CHIEFLAND MEDICAL CENTER		1	6	86%	7
HARMONIOUS HOME HEALTH, LLC		7			7
CVS MINUTE CLINIC DIAG OF IND LLC #5206		6	1	14%	7
RIVER OAKS TREATMENT CENTER			7	100%	7
MINUTE CLINIC DIAGNOSTIC OF NORTH CAROLINA		7			7
CVS PA4077POCT BELLE VERNON		7			7
LEPE'S HOUSE			7	100%	7
OCALA FAMILY MEDICAL CENTER		7			7
MINUTECLINIC, LLC #1796		6	1	14%	7
MEDEXPRESS URGENT CARE-NESHANNOCK TWP		6	1	14%	7

# COVID-19: testing by laboratory

Data through Apr 10, 2021 verified as of Apr 11, 2021 at 09:25 AM

Data in this report are provisional and subject to change.

The numbers in the table below represent the number of Florida and non-Florida residents for whom test results were received by the Department of Health. A person can be tested by more than one laboratory and can have both positive and negative results. **Therefore, the sum of the numbers in each column will be larger than the total number of people tested.**

Reporting lab	Inconclusive	Negative	Positive	Percent positive	Total
GLEN FALLS HOSPITAL DEPARTMENT OF PATHOLOGY		6	1	14%	7
CVS IL8747POCT CHICAGO		7			7
Baptist Village Retirement Communities		7			7
DASCENA LABORATORY			7	100%	7
INNOVATIVE GX LABORATORIES			7	100%	7
MAXHEALTH		5	2	29%	7
MINUTECLINIC DIAGNOSTIC OF NORTH CAROLINA PC #7054		5	2	29%	7
PROVIDENCE LABORATORY SERVICES		7			7
MIAMI BEACH COMMUNITY HEALTH CENTER INC			7	100%	7
LAWTON CHILES HEALTH CENTER		1	6	86%	7
CVS GA2841POCT LAWRENCEVILLE		7			7
TERRACINA LLC		1	6	86%	7
EMBRY-RIDDLE AERONAUTICAL UNIVERSITY HEALTH			7	100%	7
BRADENTON PHYSICIANS MEDICAL CENTER			7	100%	7
EP LTC PHARMACY		5	2	29%	7
MANATEE PEDIATRICS			7	100%	7
PENN MEDICINE PRINCETON MEDICAL CENTER		6	1	14%	7
FHMG_FM AND IM AVALON PARK		2	5	71%	7
SARASOTA MEDICAL CENTER			7	100%	7
QUE		4	3	43%	7
KENDALL REGIONAL MEDICAL CNTR			7	100%	7
CLAY PRIMARY & FAMILY CARE LLC			7	100%	7
BIRMINGHAM VAMC		3	4	57%	7
MEDEXPRESS URGENT CARE - MT LEBANON		5	2	29%	7
PALM GARDEN OF SUN CITY			7	100%	7
EASTERN FLORIDA STATE COLLEGE - PALM BAY CAMPUS□			7	100%	7
HEALTH CARE LABORATORY SERVICES		1	6	86%	7
WOMENS CARE FLORIDA LLC		5	2	29%	7
SCHOOL OF PHARMACY AND PHARMACEUTICAL		7			7
COMPREHENSIVE CLINICAL RESEARCH, LLC			7	100%	7
FLORIDA CANCER SPECIALISTS & RESEARCH INSTITUTE		6	1	14%	7
COMMUNITY MEDICAL AND DENTAL CARE INC		7			7
NEMOURS CHILDREN'S HOSPITAL			7	100%	7
MINUTE-CLINIC DIAGNOSTIC OF VIRGINIA,		7			7
MINUTECLINIC DIAGNOSTIC OF SC, LLC #7		5	2	29%	7
LONG ISLAND JEWISH FOREST HILLS HOSPITAL		7			7
LIZS ADULT CARE		7			7
LYNMOORE,THE		7			7
PERSONAL PHYSICIAN CARE PA			7	100%	7
LONGWOOD FAMILY MEDICINE		1	6	86%	7
MEDEXPRESS URGENT CARE PORT HURON		6	1	14%	7
CVS GA2236POCT WOODSTOCK		7			7
FIRST PHYSICIANS GROUP - LORRAINE CORNERS		7			7
MINUTECLINIC DIAGNOSTIC OF RHODE ISLAN		7			7
FLORIDA HOSPITAL KISSIMMEE		4	3	43%	7
CVS NY549POCT RIDGEWOOD		4	3	43%	7



# COVID-19: testing by laboratory

Data through Apr 10, 2021 verified as of Apr 11, 2021 at 09:25 AM

Data in this report are provisional and subject to change.

The numbers in the table below represent the number of Florida and non-Florida residents for whom test results were received by the Department of Health. A person can be tested by more than one laboratory and can have both positive and negative results. **Therefore, the sum of the numbers in each column will be larger than the total number of people tested.**

Reporting lab	Inconclusive	Negative	Positive	Percent positive	Total
MINUTE-CLINIC DIAGNOSTIC OF VIRGINIA, LLC #794		6	1	14%	7
MINUTECLINIC DIAGNOSTIC OF VIRGINIA, LLC #1656		7			7
CVS MD2956POCT NEW MARKET		6	1	14%	7
TESTD			7	100%	7
MINUTECLINIC DIAG OF IND LLC #6998		6	1	14%	7
GULF COAST PEDIATRICS OF SARASOTA PA		1	6	86%	7
ECLRS		2	5	71%	7
FLORIDA SCHOOL FOR THE DEAF AND THE BLIND			7	100%	7
WILDLIGHT LAB			7	100%	7
FAMILY MEDICINE MEDICAL DRIVE		7			7
CVS SC2736POCT MURRELLS INLET		6	1	14%	7
NORTH FLORIDA MEDICAL CENTERS INC		1	6	86%	7
SOUTHEAST GEORGIA HEALTH SYSTEM, INC D		7			7
CVS NM8918POCT ALBUQUERQUE		7			7
WATAUGA MEDICAL CENTER		4	3	43%	7
HOLY GARDEN ALF, INC.		7			7
Rutgers Health Rwj University Hospital - Laboratory		4	3	43%	7
CVS NV9841POCT RENO		4	3	43%	7
MINUTE CLINIC LLC #0169		5	2	29%	7
WEXFORD HEALTH SOURCES INC		7			7
MEDEXPRESS URGENT CARE-DUBOIS		7			7
BALTIMORE CITY HEALTH DEPT COMMUNICABLE DISEASES AND EPIDEMIOLOGY			7	100%	7
Ocoee Health Care Center		7			7
PEDIATRICS OF CENTRAL FLORIDA		5	2	29%	7
FLORIDA DIGESTIVE AND LIVER SPECIALIST		7			7
GRACE REHABILITATION CENTER OF VERO BEACH		4	3	43%	7
BROOKDALE LAKE ORIENTA			7	100%	7
CVS OH3458POCT BEAVERCREEK		7			7
IRL MARKET LAB			7	100%	7
CVS HEALTH, #1994		5	2	29%	7
MEDEXPRESS URGENT CARE - WILLIAMSPORT		6	1	14%	7
DOTHAN WEST FAMILY MEDICINE		5	2	29%	7
CVS MO8556POCT KANSAS CITY		6	1	14%	7
UNILAB		2	4	67%	6
MEDEXPRESS URGENT CARE-MUNCIE		6			6
TIMBER CREEK PEDIATRICS		6			6
SKR MEDICAL ADVISORS		6			6
MD NOW MEDICAL CENTER			6	100%	6
URGENT TEAM - MUSCLE SHOALS		6			6
ANTHONY-BROWN PHARMACY		6			6
CIMA MEDICAL CENTER		5	1	17%	6
MEDEXPRESS URGENT CARE - RICHMOND, NINE MILE RD		5	1	17%	6
MCR HEALTH LAWTON CHILES ADMINISTRATION STE A		1	5	83%	6
REDMED OF CROSSTOWN		3	3	50%	6
PRESBYTERIAN HOME		6			6
VIERA PEDIATRICS		1	5	83%	6

# COVID-19: testing by laboratory

Data through Apr 10, 2021 verified as of Apr 11, 2021 at 09:25 AM

Data in this report are provisional and subject to change.

The numbers in the table below represent the number of Florida and non-Florida residents for whom test results were received by the Department of Health. A person can be tested by more than one laboratory and can have both positive and negative results. **Therefore, the sum of the numbers in each column will be larger than the total number of people tested.**

Reporting lab	Inconclusive	Negative	Positive	Percent positive	Total
Madison Health & Rehabilitation		6			6
BETH ISRAEL DEACONESS MEDICAL CENTER			6	100%	6
CVS SC5550POCT CLOVER		5	1	17%	6
HUNTERS CREEK PEDIATRICS		6			6
PLEASANTVILLE OF SEBASTIAN LLC			6	100%	6
CVS CA9721POCT ARCADIA		6			6
CVS OH6123POCT CINCINNATI		4	2	33%	6
LISTENING DOCTOR PLLC, THE		1	5	83%	6
New York Harbor Harbor HCS - Brooklyn Campus		6			6
PREMIER FAMILY HEALTH PA			6	100%	6
FLORIDA MEDICAL SPECIALISTS		2	4	67%	6
MOULTRIE CREEK NURSING AND REHAB			6	100%	6
FAMILY TREE PRIMARY CARE		5	1	17%	6
PROHEALTH MED		1	5	83%	6
CENTREX CLINICAL LABS INC		6			6
COVID RAPID LABS		1	5	83%	6
MEDEXPRESS URGENT CARE - ELM GROVE		5	1	17%	6
DEPARTMENT OF HEALTH AND HUMAN SERVICES STATE OF NEW HAMPSHIRE			6	100%	6
COMPASSION PEDIATRIC URGENT CARE LLC		2	4	67%	6
CONCENTRA			6	100%	6
MINUTECLINIC 7196		5	1	17%	6
GUTHRIE MEDICAL GROUP LABORATORIES		6			6
ALLEGRO FLEMING ISLAND		1	5	83%	6
MEDEXPRESS URGENT CARE - MBURG COMMONS		5	1	17%	6
LUMADOC HEALTH		4	2	33%	6
CVS MINUTE CLINIC DIAGNOSTIC OF TEXAS		5	1	17%	6
BAYSHORE POINTE NURSING AND REHAB CENTER			6	100%	6
HERNANDO PASCO HOSPICE INC		5	1	17%	6
THE PALMS REHABILITATION AND HEALTHCARE CENTER		5	1	17%	6
BOONE DRUG & HEALTHCARE AT DEERFIELD			6	100%	6
FLORIDA DEPARTMENT OF HEALTH IN MIAMI DADE COUNTY		5	1	17%	6
TULLAHOMA HMA, LLC		5	1	17%	6
DANIEL M LIBBY MD PLLC		6			6
MEDEXPRESS URGENT CARE - IRVING		6			6
ADVENTHEALTH CELEBRATION EMPLOYEE CLINIC		6			6
QUICK CARE MED WALK IN AND URGENT CARE			6	100%	6
HELIX KH UC		1	5	83%	6
CARESOUTH HHA HOLDINGS OF THE BAY AREA LLC		6			6
CVS TX8322POCT AUSTIN		6			6
ST CHARLES BEND LABORATORY		5	1	17%	6
LAKEVIEW TERRACE HOME HEALTH SERVICES LLC			6	100%	6
BNR PHARMACY INC		6			6
SCOTTS PHARMACY		5	1	17%	6
UNILAB OF DADE INC			6	100%	6
CVS PA1296POCT DREXEL HILL		4	2	33%	6
MINUTECLINIC, LLC #1452		6			6

# COVID-19: testing by laboratory

Data through Apr 10, 2021 verified as of Apr 11, 2021 at 09:25 AM

Data in this report are provisional and subject to change.

The numbers in the table below represent the number of Florida and non-Florida residents for whom test results were received by the Department of Health. A person can be tested by more than one laboratory and can have both positive and negative results. **Therefore, the sum of the numbers in each column will be larger than the total number of people tested.**

Reporting lab	Inconclusive	Negative	Positive	Percent positive	Total
FHPG_EXP CARE PALM HARBOR			6	100%	6
Centrastate Medical Center		5	1	17%	6
ASCENSION ST VINCENT'S CLAY COUNTY			6	100%	6
VILLAGES HEALTH, THE		4	2	33%	6
CENTRAL FLORIDA PRIMARY CARE			6	100%	6
Northwell Lab		2	4	67%	6
SOUTHERN OCEAN MEDICAL CENTER		6			6
PR HEALTH		1	5	83%	6
MINUTECLINIC DIAGNOSTIC OF OHIO #4401		6			6
TERENCE B MITCHELL MD, INC		2	4	67%	6
AMERICAN HEALTH ASSOC. LABORATORY SOUTH		4	2	33%	6
ENIGMA DIAGNOSTIC, INC.			6	100%	6
MINUTECLINIC DIAGNOSTIC OF SC, LLC #4		6			6
WALGREENS #04569		5	1	17%	6
PANCARE HEALTH - ALTHA PUBLIC			6	100%	6
GAINESVILLE PEDIATRIC ASSOCIATES		1	5	83%	6
MEDI PARTNERS OF S FLORIDA LLC		6			6
MARCO ISLAND MEDICAL CENTER			6	100%	6
BAYCARE ALLIANT HOSPITAL			6	100%	6
XPRESS URGENT CARE LLC		6			6
CUMBERLAND HEIGHTS		6			6
CVS PA1379POCT LANSDALE		5	1	17%	6
MINUTECLINIC LLC # 3401		6			6
GENTLE MEDICINE ASSOCIATES / DR. REGINE BATAILLE		6			6
FLORIDA PREMIER MEDICAL CARE PA			6	100%	6
ALL CHILDREN'S HOSPITAL DEPT OF GENERAL PEDIATRICS			6	100%	6
MY WELLNESS EXPRESS			6	100%	6
MINUTE CLINIC DIAGNOSTIC OF VIRGINIA, LLC #7543		6			6
CVS NC5532POCT SUMMERFIELD		6			6
KAILOS GENETICS INC		4	2	33%	6
ARLINGTON OF NAPLES		6			6
CVS IN6654POCT INDIANAPOLIS		5	1	17%	6
FLEET LANDING			6	100%	6
CVS PA5241POCT CHALFONT		6			6
NEUROSCIENCE AND SPINE ASSOCIATES, PL		5	1	17%	6
PUBLIC HEALTH LAB		6			6
WAKEMED		1	5	83%	6
BROOKDALE CLERMONT			6	100%	6
Kennedy University Hospital		5	1	17%	6
Kroger 673 - The Little Clinic Dallas		5	1	17%	6
ADVANCED URGENT CARE OF MARATHON		1	5	83%	6
FYZAMEDICAL, LLC		6			6
AHMG LAKE NONA PRIMARY CARE		6			6
COMPUNET CLINICAL LAB			6	100%	6
Advanced Care Center			6	100%	6
CVS MA594POCT FALMOUTH		5	1	17%	6

# COVID-19: testing by laboratory

Data through Apr 10, 2021 verified as of Apr 11, 2021 at 09:25 AM

Data in this report are provisional and subject to change.

The numbers in the table below represent the number of Florida and non-Florida residents for whom test results were received by the Department of Health. A person can be tested by more than one laboratory and can have both positive and negative results. **Therefore, the sum of the numbers in each column will be larger than the total number of people tested.**

Reporting lab	Inconclusive	Negative	Positive	Percent positive	Total
AMERICAN EAGLE LEESBURG AL LLC DBA VISTA LAKE			6	100%	6
MINUTECLINIC MINUTECLINIC #921		6			6
DIXIE COUNTY EMERGENCY SERVICES			6	100%	6
BROWARD COUNTY HEALTH DEPT.			6	100%	6
UT MEMPHIS UNIVERSITY HEALTH SERVICES			6	100%	6
MINUTECLINIC LLC #5041		2	4	67%	6
BROWARD TRANSITIONAL CENTER			6	100%	6
MEDEXPRESS URGENT CARE - HUNTINGTON WE		6			6
CVS MA957POCT WEST SPRINGFIELD		6			6
CVS TX1104POCT ALLEN		6			6
CVS NATIONAL HARBOR MD2297714CV		6			6
FAMILY CARE MEDICAL CENTER			6	100%	6
CHILDREN'S HOSPITAL OF PHILADELPHIA		5	1	17%	6
CVS GA3766POCT DACULA		4	2	33%	6
GO PATH LABORATORIES			6	100%	6
PHYSICIANS URGENT CARE BERRY FARMS		4	2	33%	6
CLINICAL CARE ASSOCIATES			6	100%	6
GENESIS FAMILY PRACTICE		3	3	50%	6
CURATIVE CARE CENTER INC		1	5	83%	6
MANATEE MEMORIAL HOSPITAL CLINICAL LABORATORY			6	100%	6
MEDEXPRESS URGENT CARE - PRINCETON		5	1	17%	6
MEDEXPRESS - NEWARK		6			6
PALM HARBOR DERMATOLOGY		4	2	33%	6
CVS PA813POCT RICHBORO		6			6
CALIFORNIA DEPARTMENT OF PUBLIC HEALTH		1	5	83%	6
WIREGRASS MEDICAL CENTER			6	100%	6
Robert Wood Johnson University Hospital		5	1	17%	6
ATLANTIC COMMUNITY HIGH SCHOOL		5	1	17%	6
Oakwood - North Baldwins Center for Living		6			6
SHEEPSHEAD BAY URGENT CARE		6			6
SAINT PETER'S UNIVERSITY HOSPITAL		6			6
UT SOUTHWESTERN MEDICAL CENTER			6	100%	6
MINUTECLINIC DIAGNOSTIC OF TN PC #442		4	2	33%	6
MEDEXPRESS URGENT CARE - WEIRTON		6			6
BOCA VIPEDIATRICS			6	100%	6
FIRST COAST CARDIOVASCULAR INSTITUTE PA			6	100%	6
CITIZENS BAPTIST MEDICAL CENTERS LAB		5	1	17%	6
CAREWELL 301 - WARWICK			6	100%	6
CVS IN3975POCT JEFFERSONVILLE		3	3	50%	6
FLORIDA DEPARTMENT OF HEALTH IN SARASOTA COUNTY		5	1	17%	6
OCALA REGIONAL KIDNEY CENTER EAST		2	4	67%	6
LEWIS COUNTY MANOR		6			6
LEE COMMUNITY HEALTHCARE INC DUNBAR		6			6
THE CLINIC PREMISE HEALTH			6	100%	6
NU WAVE MEDICAL CENTER			6	100%	6
MINUTECLINIC DIAGNOSTICS OF IND LLC		3	3	50%	6

# COVID-19: testing by laboratory

Data through Apr 10, 2021 verified as of Apr 11, 2021 at 09:25 AM

Data in this report are provisional and subject to change.

The numbers in the table below represent the number of Florida and non-Florida residents for whom test results were received by the Department of Health. A person can be tested by more than one laboratory and can have both positive and negative results. **Therefore, the sum of the numbers in each column will be larger than the total number of people tested.**

Reporting lab	Inconclusive	Negative	Positive	Percent positive	Total
CVS NJ2815POCT E BRUNSWICK		4	2	33%	6
WALGREENS #04176		4	2	33%	6
TREASURE COAST INFECTIOUS DISEASE CONSULTANTS		3	3	50%	6
PATHGROUP LABS, LLC		4	2	33%	6
ADVENTHEALTH MEDICAL GROUP INTERNAL MEDICINE AT		2	4	67%	6
PROGRESS PHARMACY INC		1	5	83%	6
MEDEXPRESS URGENT CARE - LEDGEWOOD		5	1	17%	6
JERSEY SHORE MEDICAL CENTER		6			6
BETHESDA COMMUNITY HEALTH CENTER			6	100%	6
ELITE MD GROUP INC		2	4	67%	6
MINUTECLINIC LLC #5176		3	3	50%	6
NORTHSIDE GWINNETT HOSPITAL		5	1	17%	6
CVS TN4624POCT KNOXVILLE		5	1	17%	6
MEDEXPRESS URGENT CARE-PITTSFIELD		6			6
MEDEXPRESS URGENT CARE SHADYSIDE		5	1	17%	6
MEDEXPRESS URGENT CARE - YORK		3	3	50%	6
MEDICAL CENTER AT OCEAN REEF		1	5	83%	6
DISCOVERY VILLAGE AT DEERWOOD			6	100%	6
CVS NV2928POCT LAS VEGAS		6			6
THE WINDSOR OF OCALA		2	4	67%	6
PHYSICIANS FOR CHILDREN			6	100%	6
MINUTECLINIC DIAGNOSTIC OF VIRGINIA, LLC		6			6
FLORIDA WOMAN CARE LABORATORY			6	100%	6
RIVER CITY PRIMARY AND URGENT CARE			6	100%	6
CAMELLIA AT DEERWOOD		2	4	67%	6
TRANSPLANT GENOMICS INC (EUROFINS)		6			6
FLORIDA DEPARTMENT OF HEALTH SEMINOLE COUNTY		1	5	83%	6
CVS KY4779POCT LOUISVILLE		4	2	33%	6
CVS IN6713POCT BLOOMINGTON		6			6
CVS TX2263POCT SAN ANTONIO		6			6
URGENT TEAM - NASHVILLE		5	1	17%	6
WG WINDSOR WOODS SH LLC		6			6
TEXAS MEDCLINIC			6	100%	6
NORTH FLORIDA PEDIATRICS JASPER			6	100%	6
CAPITAL HEALTH PLAN LABORATORIES			6	100%	6
MEDEXPRESS URGENT CARE-HERSHEY		5	1	17%	6
JACKSONVILLE PEDIATRICS			6	100%	6
CVS NC6402POCT DAVIDSON		4	2	33%	6
LRHS Southeastern University		4	2	33%	6
STATEN ISLAND CHAI CARE		5	1	17%	6
MAXCARE CLINIC			6	100%	6
EXPICARE NURSING AGENCY, INC		5	1	17%	6
IAN C BOYKIN MD		4	2	33%	6
NEMOURS CHILDREN'S URGEN CARE			6	100%	6
LOS ALAMOS NATIONAL LABORATORY		6			6
IVY ROSEN MD PLLC		6			6

# COVID-19: testing by laboratory

Data through Apr 10, 2021 verified as of Apr 11, 2021 at 09:25 AM

Data in this report are provisional and subject to change.

The numbers in the table below represent the number of Florida and non-Florida residents for whom test results were received by the Department of Health. A person can be tested by more than one laboratory and can have both positive and negative results. **Therefore, the sum of the numbers in each column will be larger than the total number of people tested.**

Reporting lab	Inconclusive	Negative	Positive	Percent positive	Total
MINUTECLINIC DIAGNOSTIC OF KENTUCKY		6			6
MEDEXPRESS URGENT CARE - HOLLINS		6			6
MARSHALL MEDICAL CENTER SOUTH LAB		5	1	17%	6
HELIX MEDICAL CENTERS		1	5	83%	6
MANATEE COUNTY CENTRAL JAIL		6			6
PENN NURSING CENTER		6			6
URGENT CARE HOUSECALLS PA		5	1	17%	6
JOSEF SCHENKER, MD, PC		6			6
LPG COCONUT POINT - FAMILY/ INTERNAL MEDICINE		6			6
COVID TESTING LLC			6	100%	6
SV DIAGNOSTIC LAB			6	100%	6
MINUTE CLINIC LLC #1909		6			6
CVS MI8049POCT WATERFORD		5	1	17%	6
MILLER COUNTY HOSPITAL		6			6
AARK LABORATORY		6			6
CAPE CORAL URGENT CARE		3	3	50%	6
URGENT TEAM - HUNTSVILLE		5	1	17%	6
CDRX INFUSION			6	100%	6
TAMIAMI LAB MILLENIUM			6	100%	6
HOLLY HILL HOME INFUSION SERVICE		5	1	17%	6
ALL4KIDZ PEDIATRICS LLC		3	3	50%	6
PALMETTO HEALTH ALLIANCE		3	3	50%	6
SOUTHEASTERN DERMATOLOGY GROUP PA		5	1	17%	6
MERCY COLLEGE HEALTH OFFICE		6			6
FLORIDA HEALTHCARE OF ORLANDO		1	5	83%	6
MIAMI RESCUE MISSION CLINIC INC			6	100%	6
INTERNAL MEDICINE LIPID AND WELNNESS PRACTICE			6	100%	6
DAVISON HEALTH CENTER WESLEYAN UNIVERS		5			5
URGENT CARE OF ERWIN		5			5
MINUTECLINIC DIAG OF IND, LLC #6910		5			5
FOUNDCARE, INC			5	100%	5
TOXUSALABS DBA CONNECTDX LABS		4	1	20%	5
APOLLO GARDENS RETIREMENT RESIDENCE CARE		5			5
MEDEXPRESS URGENT CARE- COLUMBIA HEIGH		5			5
BEACH HOUSE		5			5
MD NOW MEDICAL CENTER INC			5	100%	5
DISCOVERY VILLAGE AT STUART		2	3	60%	5
WOODHULL MEDICAL AND MENTAL HEALTH CTR		5			5
AUGUSTA HEALTH			5	100%	5
ELITE MEDICAL CENTER		1	4	80%	5
INNOVATIVE COVID-DIVERSEY			5	100%	5
Highland Pines Health and Rehab		5			5
TRUSTBRIDGE			5	100%	5
BROOKDALE NEW PORT RICHEY			5	100%	5
UW MEDICINE VIROLOGY LAB			5	100%	5
FRESENIUS KIDNEY CARE SOUTH ORLANDO			5	100%	5

# COVID-19: testing by laboratory

Data through Apr 10, 2021 verified as of Apr 11, 2021 at 09:25 AM

Data in this report are provisional and subject to change.

The numbers in the table below represent the number of Florida and non-Florida residents for whom test results were received by the Department of Health. A person can be tested by more than one laboratory and can have both positive and negative results. **Therefore, the sum of the numbers in each column will be larger than the total number of people tested.**

Reporting lab	Inconclusive	Negative	Positive	Percent positive	Total
Kroger 099 - The Little Clinic Fort Collins		5			5
MINUTECLINIC DIAGNOSTIC OF PENNSYLVANIA, LLD #1545		5			5
LPG PEDIATRICS AT CAPE CORAL		5			5
ELITE CARE			5	100%	5
CVS MD1515POCT LEONARDTOWN		4	1	20%	5
CARENOW URGENT CARE - CENTRAL AUSTIN		1	4	80%	5
WINCHESTER MEDICAL CENTER			5	100%	5
SOUTH BEND MEDICAL FOUNDATION			5	100%	5
JOE DIMAGGIO CHILDREN'S HOSPITAL		1	4	80%	5
BIOTECH CLINICAL LABORATORY			5	100%	5
ADVENTHEALTH CAR CENTER APOPKA			5	100%	5
PHYSICIANS IMMEDIATE CARE ELGIN			5	100%	5
COPELAND MEDICAL CLINIC		3	2	40%	5
CVS TN7698POCT KNOXVILLE		5			5
QUALITY MEDICAL CARE			5	100%	5
PEDIATRICS OF ALTAMONTE		5			5
PM PEDIATRICS OF SELDEN		3	2	40%	5
DEPARTMENT OF HEALTH AND HUMAN SERVICES LANSING			5	100%	5
MINUTECLINIC DIAGNOSTIC OF OHIO #6139		5			5
KETTERING HEALTH			5	100%	5
GREENVILLE MEMORIAL HOSPITAL LAB			5	100%	5
CLINICAL PATHOLOGY LABORATORIES			5	100%	5
CVS IN8669POCT INDIANAPOLIS		4	1	20%	5
UNIVERSITY OF MIAMI / SCCC RESEARCH LABORATORY			5	100%	5
ORLANDO HEALTH PHYSICIAN GROUP			5	100%	5
MINUTECLINIC DIAG OF IND LLC #6840		5			5
CVS MA1845POCT WILMINGTON		4	1	20%	5
CVS SC1540POCT MYRTLE BEACH		4	1	20%	5
CVS MA447POCT NORTHAMPTON		3	2	40%	5
MINUTECLINIC DIAGNOSTIC OF OHIO #2964		5			5
ADVENT HEALTH - TUSKAWILLA		4	1	20%	5
BAYSIDE URGENT CARE CENTER INC			5	100%	5
CLEVELAND CLINIC MARTIN HEALTH NURSING & RESTORATIVE		5			5
LABS PLUS LLC		5			5
JOHN T MACKAY MD			5	100%	5
MINUTECLINIC DIAGNOSTIC OF OHIO #6147		4	1	20%	5
MEDEXPRESS URGENT CARE HUNTINGTON		5			5
PUTNAM HOSPITAL CENTER LABORATORY		5			5
MEDEXPRESS - NEW CASTLE, DUPONT HWY		4	1	20%	5
DAVENPORT PEDIATRICS PA		1	4	80%	5
LAKE COUNTY DETENTION CENTER		3	2	40%	5
AHC Decatur County		5			5
FLORIDA DEPARTMENT OF HEALTH - INVERNESS		3	2	40%	5
DIAGNOSTECHS		4	1	20%	5
PEDIATRICS OF CENTRAL FLORIDA - POINCIANA		3	2	40%	5
CVS MO10053POCT SAINT PETERS		5			5

# COVID-19: testing by laboratory

Data through Apr 10, 2021 verified as of Apr 11, 2021 at 09:25 AM

Data in this report are provisional and subject to change.

The numbers in the table below represent the number of Florida and non-Florida residents for whom test results were received by the Department of Health. A person can be tested by more than one laboratory and can have both positive and negative results. **Therefore, the sum of the numbers in each column will be larger than the total number of people tested.**

Reporting lab	Inconclusive	Negative	Positive	Percent positive	Total
FLORIDA CLINICAL LABORATORY - BIOREFERENCE LABORATORIES		2	3	60%	5
GENTLE HANDS MOBILE PHLEBOTOMY			5	100%	5
CVS PA10034POCT PITTSBURGH		5			5
LABCORP UNSPECIFIED		5			5
OCHSNER MEDICAL CENTER			5	100%	5
FLORIDA PRIMARY & SPECIALTY CARE		5			5
STEUBEN COUNTY PUBLIC HEALTH		5			5
OWL NOW URGENT CARE			5	100%	5
MINIUTECLINIC DIAG OF IND, LLC #6553		5			5
BAPTIST HEALTH - TOWN CENTER			5	100%	5
RURAL HEALTH CARE INC			5	100%	5
RIVERVIEW ALF OPERATOR LLC			5	100%	5
CVS MA1095POCT AMHERST		4	1	20%	5
URGENT MED INC		3	2	40%	5
MARTHA A PRICE MD PA		2	3	60%	5
CVS CA9606POCT TEMECULA		5			5
MENORAH MANOR			5	100%	5
BAYSHORE LABORATORY		4	1	20%	5
MCKENZIE-WILLAMETTE MEDICAL CENTER LAB		5			5
HENDRY REGIONAL CONVENIENT CARE CENTER			5	100%	5
REELFOOT FAMILY WALK IN CLINIC		4	1	20%	5
CELEBRATION PEDIATRICS PA			5	100%	5
COOPER HOSPITAL/UNIVERSITY MEDICAL		5			5
AHF PUBLIC HEALTH LABORATORY			5	100%	5
HEALTHCARE NETWORK OF SOUTHWEST FLORIDA			5	100%	5
DICKSON MEDICAL ASSOCIATES PC PATH LAB		4	1	20%	5
NORTHWOOD UNIVERSITY-BENNETT SPORTS CENTER		5			5
ST BARNABAS HOSPITAL		5			5
FAMILY TREE DNA			5	100%	5
MEDEXPRESS URGENT CARE PLEASANT HILLS		4	1	20%	5
MINUTECLINIC, LLC #07852		4	1	20%	5
ARKANSAS DEPARTMENT OF HEALTH			5	100%	5
CVS OH10893POCT PARMA		2	3	60%	5
CELERION			5	100%	5
CAREHERE LCS- EUSTIS			5	100%	5
SOUTH FLORIDA FAMILY HEALTH & RESEARCH CTR			5	100%	5
INFECTION CONTROL/ EMPHEALTH		3	2	40%	5
MIAMI MEDICAL CONSULTANT PA			5	100%	5
KEYSTONE REHABILITATION AND HEALTH CENTER		1	4	80%	5
JACKSON SOUTH COMMUNITY HOSPITAL LAB			5	100%	5
FIFTH AVENUE PEDIATRICS		3	2	40%	5
MEDEXPRESS - WILMINGTON CONCORD PIKE		4	1	20%	5
PRINCETON BMC LABORATORY		5			5
PM PEDIATRICS OF BAYSIDE PLLC		5			5
ALLIANCE FOR MULTISPECIALTY RESEARCH		5			5
WATERTOWN URGENT CARE PLLC		5			5



# COVID-19: testing by laboratory

Data through Apr 10, 2021 verified as of Apr 11, 2021 at 09:25 AM

Data in this report are provisional and subject to change.

The numbers in the table below represent the number of Florida and non-Florida residents for whom test results were received by the Department of Health. A person can be tested by more than one laboratory and can have both positive and negative results. **Therefore, the sum of the numbers in each column will be larger than the total number of people tested.**

Reporting lab	Inconclusive	Negative	Positive	Percent positive	Total
MIAMI CANCER INSTITUTE			5	100%	5
OPTUMCARE FLORIDA, LLC		3	2	40%	5
TALLAHASSEE MEMORIAL HEALTHCARE			5	100%	5
EAST SIDE CLINICAL LABORATORY		4	1	20%	5
BOROPARK URGENT CARE		4	1	20%	5
MINUTECLINIC, LLC #7139		5			5
NOVANT HEALTH UVA		2	3	60%	5
CHAMPLAIN VALLEY PHYSICIANS HOSPITAL		3	2	40%	5
MEDEXPRESS - COLLINSVILLE BELT LINE		3	2	40%	5
Hillspring of Springboro		5			5
Enterprise Health and Rehabilitation Center		5			5
THE LITTLE CLINIC			5	100%	5
THE DOCTORS CENTER HEALTHCARE-SOUTHSIDE		1	4	80%	5
JUPITER ISLAND MEDICAL CLINIC INC		5			5
MEDICAL UNIVERSITY SC HOSPITAL			5	100%	5
UCF STUDENT HEALTH SERVICES LABORATORY		2	3	60%	5
WALGREENS #06416		5			5
MEDEXPRESS URGENT CARE - FREDERICK		5			5
MEDEXPRESS URGENT CARE - MOUNTAIN HOME		4	1	20%	5
BROWNE MEDICAL LLC		3	2	40%	5
FRESENIUS MEDICAL CARE			5	100%	5
UF HEALTH PATHOLOGY LABORATORIES			5	100%	5
LIFEPLUS HEALTHCARE GROUP INC		5			5
TGH URGENT CARE - WESTCHASE			5	100%	5
XRL SXF REF LAB		5			5
PRL NYC PANDEMIC RESPONSE LAB			5	100%	5
PELICAN LANDING		1	4	80%	5
AEL KNOXVILLE			5	100%	5
PRECISION DIAGNOSTICS INC - NJ		5			5
AMERICAN MEDICAL RESPONSE - DENVER		2	3	60%	5
MEDEXPRESS URGENT CARE - LOGAN		5			5
DIAMOND SPEEDWAY DIALYSIS		1	4	80%	5
CLINICAL CARE INC			5	100%	5
INTERNAL MEDICINE & PRIMARY CARE ASSOCIATES, PLC			5	100%	5
CHIEFLAND MEDICAL CENTER LLC			5	100%	5
MD ANDERSON CANCER CENTER DI BAY AREA			5	100%	5
PINECREST PEDIATRICS GROUP LLC			5	100%	5
CYPRESS CREEK MEDICAL CENTER			5	100%	5
ADVENTHEALTH MEDICALGROUP PEDIATRICS AT ORLANDO		5			5
VEIL VALLEY MEDICAL CENTER			5	100%	5
RHEA MEDICAL CENTER		5			5
PREMIER PEDIATRICS		1	4	80%	5
RELIANT IMMUNE DIAGNOSTICS			5	100%	5
MINUTECLINIC # 21110		3	2	40%	5
FHPG FAMILY MEDICAL CENTER OF TAMPA BAY		1	4	80%	5
DOCTORS HOSPITAL OF AUGUSTA		5			5

# COVID-19: testing by laboratory

Data through Apr 10, 2021 verified as of Apr 11, 2021 at 09:25 AM

Data in this report are provisional and subject to change.

The numbers in the table below represent the number of Florida and non-Florida residents for whom test results were received by the Department of Health. A person can be tested by more than one laboratory and can have both positive and negative results. **Therefore, the sum of the numbers in each column will be larger than the total number of people tested.**

Reporting lab	Inconclusive	Negative	Positive	Percent positive	Total
LEHIGH REGIONAL MEDICAL CENTER LABORATORY		3	2	40%	5
MAINE DEPARTMENT OF HEALTH AND HUMAN SERVICES			5	100%	5
CVS NC3803POCT MOORESVILLE		5			5
PRECISION LABS LLC		2	3	60%	5
MC DIAGNOSTIC OF CONNECTICUT, PC #114		5			5
NIBHA MEDIRATTA MD PL			5	100%	5
HAWTHORNE HEALTH AND REHABILITATION			5	100%	5
DOCS URGENT CARE		1	4	80%	5
CVS NC3853POCT BURLINGTON		4	1	20%	5
MINUTECLINIC MINUTECLINIC #3665		5			5
CENTRAL JERSEY URGENT CARE OF BROWN MI		5			5
SIGNATURE URGENT CARE			5	100%	5
HILLSBOROUGH COUNTY HEALTH DEPARTMENT			5	100%	5
BLUETAIL MEDICAL GROUP, LLC		4	1	20%	5
ALPHADERA LABS, LLC			5	100%	5
UPMC HEALTH SYSTEM		4	1	20%	5
ST JOHNS BIOMEDICAL LAB		5			5
NATURE COAST PRIMARY CARE LAB LLC		1	4	80%	5
EASTCHESTER PEDIATRIC MEDICAL GROUP		5			5
LAKE MARY HEALTH AND REHABILITATION CENTER		1	4	80%	5
BENEVA LAKES HEALTHCARE & REHAB CENTER			5	100%	5
Hiawatha Care Center		5			5
FRANCES WARDE MEDICAL LABORATORY		2	3	60%	5
CVS ME329POCT PORTLAND		5			5
CVS MINUTE CLINIC DIAGNOSTIC MED GRP OF CAL		5			5
PRINCIPLE HOSPICE SERVICE, LLC			5	100%	5
MINUTECLINIC DIAG OF IND, LLC #8645		5			5
LAFAYETTE NURSING AND REHAB			5	100%	5
CVS PA2688POCT COLLEGEVILLE		5			5
PARADIGM LABORATORIES			5	100%	5
FORSYTH HOUSE			5	100%	5
THE RETREAT AT PORT ORANGE			5	100%	5
SJH			5	100%	5
OMNICARE PHARMACY OF TEXAS 1, LP DBA OMNICARE		5			5
EAST CENTRAL FLORIDA OUT PATIENT IMAGING			5	100%	5
URGENT CARE COASTAL GA			5	100%	5
SUTTER TRACY COMMUNITY HOSPITAL			5	100%	5
FALLSBURG CHAI		5			5
CFP PHYSICIANS GROUP			5	100%	5
TANNER MEDICAL CENTER EAST AL		5			5
INDIANA STATE DEPARTMENT OF HEALTH LABORATORIES			5	100%	5
WILSON PEDIATRICS			5	100%	5
BREVARD FAMILY WALK IN CLINIC			5	100%	5
COMMONS AT ORLANDO LUTHERAN TOWERS SNF			5	100%	5
REHABILITATION CENTER AT JUPITER GARDENS		5			5
MINUTECLINIC DIAG OF IND LLC #1138		4	1	20%	5

# COVID-19: testing by laboratory

Data through Apr 10, 2021 verified as of Apr 11, 2021 at 09:25 AM

Data in this report are provisional and subject to change.

The numbers in the table below represent the number of Florida and non-Florida residents for whom test results were received by the Department of Health. A person can be tested by more than one laboratory and can have both positive and negative results. **Therefore, the sum of the numbers in each column will be larger than the total number of people tested.**

Reporting lab	Inconclusive	Negative	Positive	Percent positive	Total
LAKEVIEW HEALTHCARE SYSTEM LLC			5	100%	5
CVS NC2771POCT CLAYTON		4	1	20%	5
CVS IL8751POCT CHICAGO		5			5
GULF COAST VETERANS HCS PANAMA CITY OPC		5			5
Army Residence Community		5			5
OHIO DEPARTMENT OF HEALTH			5	100%	5
MEDEXPRESS URGENT CARE FOX CHAPEL		5			5
PATIENT FIRST - LEESBURG			5	100%	5
CVS MA1852POCT MEDWAY		5			5
BAPTIST HOSPITAL EMPLOYEE HEALTH OFF			5	100%	5
NORTHPORT MEDICAL CENTER LAB		5			5
INDIAN RIVER PRIMARY CARE PA		5			5
EAST BANK HOSPITAL - UNIVERSITY OF MINNESOTA MEDICAL CENTER			5	100%	5
THE CLINIC OF PEDIATRICS & GI MEDICINE, INC			5	100%	5
AFC/DOCTORS EXPRESS NORTH BERGEN		3	2	40%	5
CITRUS HEALTH NETWORK INC		2	3	60%	5
QUATRACOR PLLC		5			5
CVS MA2172POCT NORTH GRAFTON		5			5
MINNESOTA DEPARTMENT OF HEALTH PUBLIC HEALTH LABORATORY DIVISION	1		4	80%	5
MEDICAL CENTER OF BLOUNTSTOWN			5	100%	5
QUINTON MEMORIAL HEALTH CARE CENTER		5			5
CAREATC, INC.			5	100%	5
OCCMED SOLUTIONS		2	3	60%	5
Walker BaptistMedCtr		4	1	20%	5
THE UNIVERSITY OF VERMONT MEDICAL CENTER		4	1	20%	5
ATLANTIC SURGERY CENTER OF JACKSONVILLE BEACH		5			5
MOUNT SINAI BROOKLYN LABORATORY		4	1	20%	5
CVS NJ862POCT MARLBORO		5			5
MASSASHUSETTS STATE LAB INSTITUTE		2	3	60%	5
ADVICE FOR OPTIMAL WELLNESS		2	3	60%	5
SUNSHINE STATE DIALYSIS			5	100%	5
Life Care Center of Estero			5	100%	5
MINUTECLINIC #2797		5			5
Bon Secours Place		4	1	20%	5
ELDER ALTERNATIVES INC		3	2	40%	5
ADVANCED PEDIATRICS OF BOCA LLC			5	100%	5
NHC HealthCare Anniston		5			5
OURMED		4	1	20%	5
MINUTE CLINIC, LLC #1434		5			5
NORTHERN MICHIGAN UNIVERSITY ATHLETICS		5			5
ARC POINT LABS OF AUSTIN NORTH			5	100%	5
MID - FLORIDA PATHOLOGY LLC		1	4	80%	5
HENDRY/GLADES COUNTY HEALTH DEPARTMENT		4	1	20%	5
MINUTECLINIC, DIAGNOSTIC OF TEXAS, LLC		5			5
REGIONAL MEDICAL CENTER BAYONET POINT			5	100%	5
UNIVERSITY OF CHICAGO MEDICAL CENTER LAB			5	100%	5

# COVID-19: testing by laboratory

Data through Apr 10, 2021 verified as of Apr 11, 2021 at 09:25 AM

Data in this report are provisional and subject to change.

The numbers in the table below represent the number of Florida and non-Florida residents for whom test results were received by the Department of Health. A person can be tested by more than one laboratory and can have both positive and negative results. **Therefore, the sum of the numbers in each column will be larger than the total number of people tested.**

Reporting lab	Inconclusive	Negative	Positive	Percent positive	Total
FLAGLER HEALTH SERVICES INC			5	100%	5
FINLAY		1	4	80%	5
SONATA VERO BEACH		5			5
CVS TX5877POCT PEARLAND		5			5
FLORIDA PRIMARY CARE AND SPORTS MEDICINE INC		2	3	60%	5
WEST PACIFIC MEDICAL LABORATORY			5	100%	5
CVS OH2518POCT COLUMBUS		4	1	20%	5
COLUMBIA MEMORIAL HOSPITAL LABORATORY		5			5
RUSH UNIVERSITY MEDICAL CENTER LABORATORY			5	100%	5
CVS NV408817POCT LAS VEGAS		1	4	80%	5
MORGAN STANLEY HEALTH CENTER		5			5
MEDEXPRESS URGENT CARE MURRYSVILLE		3	2	40%	5
PREMIER MEDICAL LABORATORY	1	2	2	40%	5
ENT AND ALLERGY ASSOCIATES OF FLORIDA, LLC			5	100%	5
MIZELL MEMORIAL HOSPITAL			5	100%	5
CVS TX10140POCT THE WOODLANDS		5			5
MEDEXPRESS URGENT CARE - BECKLEY CROSS		4	1	20%	5
FLORIDA HOSPITAL LAKE MARY		5			5
SANTOS REHABILITATION CENTER INC			5	100%	5
Kroger 449 - The Little Clinic Mountain Park		4	1	20%	5
UNIVERISTY OF MEMPHIS ATHLETIC TRAINI		5			5
LAKE NONA PEDIATRICS IN ASSOCIATION WITH NEMOURS		5			5
SEACOAST PATHOLOGY PROFESSIONAL ASSOC		5			5
METHODIST HEALTHCARE UNIVERSITY HOSPIT		5			5
SAFETY HARBOR SENIOR LIVING			5	100%	5
LIVING WATERS MEDICAL CENTER			5	100%	5
PAUL GRECO MD CONCIERGE MEDICAL SERVICES PL		5			5
MEDEXPRESS URGENT CARE LAVALE		5			5
WHITE WILSON MEDICAL CENTER - FWB		1	4	80%	5
THONOTOSASSA COMMUNITY HEALTH CENTER		1	4	80%	5
Samuel S. Stratton VAMC		5			5
CULVER-STOCKTON COLLEGE		5			5
PEDIATRIC URGENT HEALTH CARE			5	100%	5
HUNT CLUB MEDICAL CARE			5	100%	5
CVS SC5479POCT INDIAN LAND		5			5
MEASE CONTINUING CARE		3	2	40%	5
MINUTECLINIC DIAG OF IND, LLC #6648		3	2	40%	5
OHSU MOLECULAR MICROBIOLOGY LAB		4	1	20%	5
CAPE COD HOSPITAL			5	100%	5
ST VINCENTS AMBULATORY CARE INC		3	2	40%	5
NORTH DADE NURSING AND REHABILITATION CENTER			5	100%	5
INVERNESS FAMILY CARE HIGH RISK PLLC			5	100%	5
ABSOLUTE HEALTH		5			5
RIO PINAR HEALTH CARE			5	100%	5
MINUTECLINIC, LLC #1431		4	1	20%	5
EGL GENETICS DIAGNOSTICS			5	100%	5

# COVID-19: testing by laboratory

Data through Apr 10, 2021 verified as of Apr 11, 2021 at 09:25 AM

Data in this report are provisional and subject to change.

The numbers in the table below represent the number of Florida and non-Florida residents for whom test results were received by the Department of Health. A person can be tested by more than one laboratory and can have both positive and negative results. **Therefore, the sum of the numbers in each column will be larger than the total number of people tested.**

Reporting lab	Inconclusive	Negative	Positive	Percent positive	Total
PIEDMONT HOSPITAL LAB			5	100%	5
QUEST DIAGNOSTICS PSC		1	4	80%	5
EAST GEORGIA REGIONAL MEDICAL CENTER		4	1	20%	5
BAYCARE MEDICAL GROUP, INC		5			5
WESTMINSTER SHORES			5	100%	5
RAPID MEDLAB (004MO)		4	1	20%	5
NORTH SHORE HEMATOLOGY-ONCOLOGY ASSOCIATES, PC		5			5
SEASIDE MANOR			5	100%	5
WELLMED AT FORT PIERCE		3	2	40%	5
MERCY URGENT CARE			5	100%	5
INVESCLINIC US, LLC		5			5
CVS TX7821POCT LEAGUE CITY		5			5
SCIENCE CARE			5	100%	5
WELLSTAR ATLANTA MEDICAL CENTER LABORA		5			5
ALL 4 KIDZ PEDIATRICS		3	2	40%	5
CARL R DARNALL ARMY MEDICAL CENTER			5	100%	5
CVS AZ10150POCT PHOENIX		4	1	20%	5
MEDEXPRESS URGENT CARE - MARKHAM STREE		3	1	25%	4
MEDEXPRESS URGENT CARE- ALLISON PARK		2	2	50%	4
EPI			4	100%	4
University Plaza Rehabilitation and Nursing			4	100%	4
SIGNATURE CARE EMERGENCY CENTER		2	2	50%	4
ManorCare Rehabilitation Center- Decatur		4			4
ELIZABETH CITY HEALTH & REHABILITATION		4			4
GEISINGER MEDICAL CENTER		2	2	50%	4
PIEDMONT HENRY HOSPITAL, INC		4			4
FHPG TAMPA PRIMARY CARE			4	100%	4
WYOMING PUBLIC HEALTH LAB			4	100%	4
CLINICAL ASSOCIATES OF ORLANDO LLC		4			4
CELEBRATION PEDIATRICS			4	100%	4
URGENT CARE - OCONEE		2	2	50%	4
AIRCARE INTERNATIONAL		4			4
CVS SC4122POCT TAYLORS		4			4
MEDEXPRESS URGENT CARE - SOUTH PARKERSBURG		4			4
TRIDENT BIOMETRICS		3	1	25%	4
MEDEXPRESS URGENT CARE-SCOTT TOWNSHIP		3	1	25%	4
SINAI PLAZA NURSING AND REHAB CENTER			4	100%	4
State Lab Unspecifd			4	100%	4
MEDEXPRESS URGENT CARE - FORT SMITH		4			4
MEDEXPRESS URGENT CARE - WILKES BARRE		3	1	25%	4
ADVENT HEALTH MEDICAL GROUP		3	1	25%	4
EXTENDICARE HEALTH & REHAB CENTER		4			4
INTERMARKET FACILITY			4	100%	4
Health Care Center of Jacksonville			4	100%	4
MEDEXPRESS URGENT CARE-PASADENA		4			4
CAREWELL 202			4	100%	4

# COVID-19: testing by laboratory

Data through Apr 10, 2021 verified as of Apr 11, 2021 at 09:25 AM

Data in this report are provisional and subject to change.

The numbers in the table below represent the number of Florida and non-Florida residents for whom test results were received by the Department of Health. A person can be tested by more than one laboratory and can have both positive and negative results. **Therefore, the sum of the numbers in each column will be larger than the total number of people tested.**

Reporting lab	Inconclusive	Negative	Positive	Percent positive	Total
Marian Manor, Inc		4			4
INFINITI LABS INC			4	100%	4
ManorCare Health Services Camp Hill		4			4
CULLMAN REGIONAL URGENT CARE		3	1	25%	4
CLINICAL CARE CENTER, INC			4	100%	4
Kroger 125 - The Little Clinic Castle Rock		3	1	25%	4
POWERS PEDIATRICS			4	100%	4
GERALD CHAMPION REGIONAL MEDICAL CENTE		4			4
REGIONAL MEDICAL LAB			4	100%	4
MEMORIAL HEALTH CARE SYSTEMS			4	100%	4
THE OASIS ALF		4			4
MEDEXPRESS URGENT CARE - KOKOMO		4			4
MEADOWS AT CYPRESS GARDENS, THE		3	1	25%	4
CVS IL1170POCT JOLIET		4			4
ADVENTHEALTH MEDICAL GROUP COMMUNITY MEDICINE		3	1	25%	4
NHC HealthCare, Pulaski		4			4
CVS TX8387POCT AUSTIN		4			4
MONTEFIORE MEDICAL CENTER LABS MONTEFIORE		3	1	25%	4
ADVENTHEALTH MEDICAL GROUP INTERNAL MEDICINE		3	1	25%	4
CVS CA8850POCT HUNTINGTON BEACH		3	1	25%	4
ST LUCIE COUNTY HEALTH DEPARTMENT		3	1	25%	4
SARASOTA PERSONAL MEDICINE		2	2	50%	4
PLAINVIEW PRIMARY CARE		4			4
Crowne Health Care of Montgomery		4			4
CAPTAIN JAMES A. LOVELL FEDERAL HEALTHCARE CENTER			4	100%	4
CVS MA507POCT LEOMINSTER		3	1	25%	4
AIREVAC INTERNATIONAL		4			4
COLISEUM MED CTR LLC/COLISEUM MED CTRS		3	1	25%	4
REHABILITATION CENTER OF WINTER PARK,THE			4	100%	4
CVS MO4850POCT SPRINGFIELD		4			4
MEDEXPRESS URGENT CARE - WESTFIELD, E MAIN ST		3	1	25%	4
RIVER CITY MEDICAL ASSOCIATES INC			4	100%	4
Kroger 895 - The Little Clinic Green Hills		4			4
DYNACARE LABORATORIES			4	100%	4
CORTLAND REGIONAL MEDICAL CENTER		4			4
UNIVERSITY OF MICHIGAN		2	2	50%	4
NEMOURS CHILDREN'S CLINIC			4	100%	4
MOBILE URGENT CARE			4	100%	4
FLORIDA HEART AND VASCULAR			4	100%	4
Crowne Health Care of Greenville		4			4
CVS CA9963POCT SAN DIEGO		4			4
MINUTECLINIC DIAG OF IND LLC #1367		4			4
MARK HOANG MD PA			4	100%	4
SOUTH FLORIDA RESEARCH ORGANIZATION			4	100%	4
SOMA MEDICAL CENTER PA #3 PALOMINO			4	100%	4
AURORA BAYCARE UROLOGY			4	100%	4

# COVID-19: testing by laboratory

Data through Apr 10, 2021 verified as of Apr 11, 2021 at 09:25 AM

Data in this report are provisional and subject to change.

The numbers in the table below represent the number of Florida and non-Florida residents for whom test results were received by the Department of Health. A person can be tested by more than one laboratory and can have both positive and negative results. **Therefore, the sum of the numbers in each column will be larger than the total number of people tested.**

Reporting lab	Inconclusive	Negative	Positive	Percent positive	Total
GILCHRIST COUNTY HEALTH DEPT			4	100%	4
MEDEXPRESS URGENT CARE, FAIRMONT		4			4
TARPON SPRINGS PEDIATRICS, LLC			4	100%	4
MEDEXPRESS URGENT CARE MARTINSBURG		2	2	50%	4
LEESBURG REGIONAL MEDICAL CENTER URGENT CARE			4	100%	4
SHARP MEMORIAL HOSPITAL MICROBIOLOGY DEPT			4	100%	4
CONSULATE HEATH CARE AT WEST ALTAMONTE			4	100%	4
AHC of Mckenzie		4			4
MEDFIRST URGENT CARE			4	100%	4
CONSOLIDATED LABORATORY SERVICES			4	100%	4
MEDEXPRESS URGENT CARE- FORT WORTH N T		4			4
MALABAR FAMILY PRACTICE		1	3	75%	4
PEACEHEALTH LABORATORIES		3	1	25%	4
BELLIN HEALTH LAB		1	3	75%	4
DOCTORS HOSPITAL LAB MEDICAL OFFICE BUILDING			4	100%	4
JOHNNIE RUTH CLARKE LAB			4	100%	4
RELIANT ACUTE CARE			4	100%	4
FLORIDA HOSPITAL ALTAMONTE		2	2	50%	4
Kroger 124 - The Little Clinic University		3	1	25%	4
Millennium Nursing & Rehab Center		4			4
KENTUCKY CABINET FOR HEALTH AND FAMILY SERVICES			4	100%	4
Kroger 186 - The Little Clinic Holiday Manor		3	1	25%	4
MEDEXPRESS URGENT CARE NORWIN		4			4
MEDEXPRESS URGENT CARE - TEAYS VALLEY		3	1	25%	4
CVS OH3393POCT AURORA		3	1	25%	4
CVS MA2297677CV BOSTON		4			4
CVS PA1193POCT JENKINTOWN		4			4
CVS TX7288POCT DALLAS		4			4
BETTERMED URGENT CARE			4	100%	4
CVS MO5655POCT LIBERTY		1	3	75%	4
MED EXPRESS URGENT CARE PC - MARYLAND		3	1	25%	4
SKYLINE UROLOGY		4			4
DEPARTMENT OF PATHOLOGY ROME MEMORIAL		3	1	25%	4
MEDEXPRESS URGENT CARE - SUMMERSVILLE, WEBSTER RD		4			4
UNIVERSITY OF WASHINGTON MEDICAL CENTER (UWMC) EMERGENCY DEPT.			4	100%	4
Heartland of Boynton Beach			4	100%	4
CVS NH2257POCT MANCHESTER		4			4
OPTUM OF RED ROAD		4			4
WESLEY CHAPEL INTERNAL MEDICINE AND PEDIATRICS			4	100%	4
WALGREENS #07034		4			4
SANFORD SOUTH UNIVERSITY		4			4
AIRPORT CLINIC			4	100%	4
RURAL/METRO MIDSOUTH,		4			4
Hunterdon Medical Center Laboratory		4			4
GUTHRIE MEDICAL GROUP - CORNING		3	1	25%	4
VITAL CARE URGENT CARE			4	100%	4

# COVID-19: testing by laboratory

Data through Apr 10, 2021 verified as of Apr 11, 2021 at 09:25 AM

Data in this report are provisional and subject to change.

The numbers in the table below represent the number of Florida and non-Florida residents for whom test results were received by the Department of Health. A person can be tested by more than one laboratory and can have both positive and negative results. **Therefore, the sum of the numbers in each column will be larger than the total number of people tested.**

Reporting lab	Inconclusive	Negative	Positive	Percent positive	Total
PHYSICIANS IMMEDIATE CARE AURORA			4	100%	4
WOMEN'S CARE FLORIDA, LLC		4			4
MID FLORIDA HEALTH INC			4	100%	4
CVS IN7653POCT EVANSVILLE		3	1	25%	4
BROOKDALE WEST BOYNTON BEACH		4			4
CELAL GUROL ERBAY, MD			4	100%	4
PILGRIM PHARMACY INC		4			4
LAKE FOREST PARK OP CO LLC		4			4
FLORIDA HEALTH CARE PLANS STIRLING CENTER			4	100%	4
CVS MN6811POCT PLYMOUTH		4			4
MINUTE-CLINIC DIAGNOSTIC OF VIRGINIA, LLC #3949		4			4
MINUTECLINIC DIAG OF IND, LLC #6472		4			4
MEDEXPRESS URGENT CARE - WICHITA, S SENECA ST		2	2	50%	4
LB Broen Home		4			4
CAREWELL URGENT CARE			4	100%	4
BUCKINGHAM PLACE ALF		4			4
MINUTECLINIC DIAGNOSTIC OF WISCONSIN, LLC		4			4
MINUTECLINIC DIAG OF IND, LLC #10190		4			4
OVIEDO CHILDRENS HEALTH CENTER LLC		1	3	75%	4
MEDEXPRESS URGENT CARE - EWING		4			4
CVS PA258POCT MCKEES ROCKS		4			4
CARNEGIE HILL PEDIATRICS LLP		3	1	25%	4
MAILBOX DIAGNOSTICS		2	2	50%	4
SONIC REFERENCE LABORATORY			4	100%	4
DOCTORS OFFICE OF NEW JERSEY		4			4
ST PETE DIRECT PRIMARY CARE		2	2	50%	4
MEDICAL CENTER, THE		4			4
OHIO CVS STORES		3	1	25%	4
GENUS DIAGNOSTICS			4	100%	4
CVS AZ9210POCT SCOTTSDALE		4			4
ORANGE COUNTY HEALTH DEPARTMENT		2	2	50%	4
NHC HealthCare, Cookeville		4			4
UNIVERISTY OF MIAMI			4	100%	4
PANCARE HEALTH YOUNGSTOWN			4	100%	4
NOT GIVEN		1	3	75%	4
HELIX DIAGNOSTIX		1	3	75%	4
FLORIDA HEALTHCARE PLAN			4	100%	4
CVS GA5622POCT DALLAS		3	1	25%	4
Mill Valley Care Center		4			4
FHCP - ORMOND BEACH			4	100%	4
PARKWAY DRUGS OF ONEIDA COUNTY NORTH I		3	1	25%	4
ENGLE CENTER FOR HEALTH SERVICES		4			4
MARSHFIELD LABORATORIES			4	100%	4
SOUTH FLORIDA PEDIATRIC PARTNERS			4	100%	4
GENEVA GENERAL HOSPITAL LABORATORY		3	1	25%	4
PRESBYTERIAN FAMILY HEALTHCARE-KASEMAN		4			4



# COVID-19: testing by laboratory

Data through Apr 10, 2021 verified as of Apr 11, 2021 at 09:25 AM

Data in this report are provisional and subject to change.

The numbers in the table below represent the number of Florida and non-Florida residents for whom test results were received by the Department of Health. A person can be tested by more than one laboratory and can have both positive and negative results. **Therefore, the sum of the numbers in each column will be larger than the total number of people tested.**

Reporting lab	Inconclusive	Negative	Positive	Percent positive	Total
NORTHSIDE HOSPITAL- CHEROKEE		3	1	25%	4
CVS MA1022POCT CAMBRIDGE		4			4
CORIZON HEALTH INC			4	100%	4
MONROE COUNTY DEPT OF PUBLIC HEALTH ST		4			4
CVS SC2269POCT COLUMBIA		3	1	25%	4
REMEDY URGENT CLINIC		2	2	50%	4
Chestnut Park Rehabilitation and Nursing Center		4			4
HARBOUR ISLAND PEDIATRICS LLC			4	100%	4
Brookcrest Nursing Home		4			4
ARCPPOINT LABS OF FORT LAUDERDALE, FL CENTRAL		1	3	75%	4
SunTerrace Health Care Center		3	1	25%	4
CVS MA394POCT SEEKONK		4			4
PARADISE VILLA ALF INCORPORATED		4			4
ANY LAB TEST FAST CORP		3	1	25%	4
CVS CT750POCT ENFIELD		4			4
Calusa Harbour			4	100%	4
OPTUM FLORIDA		3	1	25%	4
DEPARTMENT OF HEALTH/ NEW YORK			4	100%	4
JFK INTERNAL MEDICINE FACULTY PRACTICE		2	2	50%	4
HAMPTON ALF AT 24TH ROAD LLC			4	100%	4
FLORIDA CANCER SPECIALISTS AND RESEARCH		2	2	50%	4
MEDEXPRESS URGENT CARE - SOMERSET TOWNSHIP		4			4
Kroger 752 - The Little Clinic Central Station		3	1	25%	4
GIEBEIG FAMILY MEDICINE PA			4	100%	4
TMH PHYSICIAN PARTNERS SOUTHWOOD		1	3	75%	4
Georgiana Health and Rehabilitation, LLC		4			4
INDUSTRY LAB DIAGNOSTIC PARTNERS			4	100%	4
MINUTECLINIC, LLC #5707		4			4
CVS AZ5026POCT MESA		4			4
ACCENT PHYSICIAN SPECIALISTS PA		4			4
CVS IN5696POCT FORT WAYNE		4			4
LAKESIDE HOSPITAL BELLE GLADE			4	100%	4
WELLMED AT APOLLO BEACH BLVD		2	2	50%	4
FCHC (OB)-DARWIN SQUARE CTR.			4	100%	4
ACCESS RECOVERY SOLUTIONS LLC			4	100%	4
Kennedy University Hospital -Wash Twp L		4			4
MEDICINE SHOPPE #1306 THE		3	1	25%	4
CARENOW URGENT CARE - WINTER SPRINGS		3	1	25%	4
FLORIDA MEDICAL CLINIC -INTERNAL MED DADE CITY			4	100%	4
MD NOW URGENT CARE - DELRAY WEST			4	100%	4
COVENIENT CARE MEDICAL CLINIC			4	100%	4
PATIENT FIRST - ALLENTOWN			4	100%	4
LIFEHOPE LABS			4	100%	4
MEDEXPRESS URGENT CARE - WAXAHACHIE, N HIGHWAY 77		2	2	50%	4
ELEVATION DIAGNOSTICS		4			4
LUVERNE HEALTH AND REHABILITATION		4			4

# COVID-19: testing by laboratory

Data through Apr 10, 2021 verified as of Apr 11, 2021 at 09:25 AM

Data in this report are provisional and subject to change.

The numbers in the table below represent the number of Florida and non-Florida residents for whom test results were received by the Department of Health. A person can be tested by more than one laboratory and can have both positive and negative results. **Therefore, the sum of the numbers in each column will be larger than the total number of people tested.**

Reporting lab	Inconclusive	Negative	Positive	Percent positive	Total
Loretto Health and Rehabilitation Center		4			4
UNIVERSITY OF MIAMI STUDENT HEALTH SERVICE			4	100%	4
HEART OF FLORIDA HEALTH CENTER INC		1	3	75%	4
ADVENTHEALTH MEDICAL GROUP PEDIATRICS		1	3	75%	4
DACH MAIN LAB			4	100%	4
CANDLER HOSPITAL PATHOLOGY LABORATORY		2	2	50%	4
BARRANCO CLINIC PA, THE	1	3			4
SACRED HEART HEALTH SYSTEMS INC			4	100%	4
MD ANDERSON			4	100%	4
MEDEXPRESS URGENT CARE, LANCASTER WEST		2	2	50%	4
MINUTECLINIC DIAGNOSTIC OF OHIO #5060		4			4
SARASOTA IMMEDIATE CARE			4	100%	4
MINUTECLINIC DIAGNOSTIC OF PENNSYLVAN		3	1	25%	4
INSTANT MEDICAL CARE CENTER		3	1	25%	4
PHOEBE PUTNEY MEMORIAL HOSPITAL		4			4
CENTRAL FLORIDA INTERNAL OCCUPATIONAL AND		4			4
NDX-CORE LAB			4	100%	4
ADVENTHEALTH GORDON		4			4
MICHIGAN HEALTH CLINIC LABORATORIES		3	1	25%	4
HAVEN CUSTEAD CARE CENTER		1	3	75%	4
REFUGE A HEALING PLACE, THE			4	100%	4
CVS OH2342POCT WEST CHESTER		3	1	25%	4
WINDER NURSING INC DBA WINDER HEALTH CARE		4			4
PRIMECARE		2	2	50%	4
SMOKY MOUNTAIN URGENT CARE AND FAMILY MEDICINE CENTER			4	100%	4
ASCENDI HOME HEALTH AGENCY INC			4	100%	4
GRADY MEMORIAL HOSPITAL/MICRO			4	100%	4
CVS SC2250POCT COLUMBIA		4			4
SIGNATURE CARE MONTROSE		2	2	50%	4
MINUTECLINIC LLC (2335)		3	1	25%	4
RUSSELL SAGE COLLEGE WELLNESS CENTER		4			4
LIFE CARE HOME HEALTH SERVICES LLC		1	3	75%	4
LOUISIANA DEPT. OF HEALTH AND HOSPITALS-INFECTIOUS DISEASE EPI SECTION			4	100%	4
FAMILY MEDICINE AT WINTER PARK			4	100%	4
ARCPPOINT LABS OF ALTAMONTE SPRINGS		2	2	50%	4
BLACK STALLION WALK IN AND EXERCISE CLINICS LLC		1	3	75%	4
DEACONESS HOSPITAL			4	100%	4
BOND & STEELE CLINIC PA D/B/A BOND CLINIC PA		4			4
PREMIER PEDIATRICS LLC			4	100%	4
Park Ridge Nursing Center		3	1	25%	4
GASTROENTEROLOGY ASSOC OF PENSACOLA, PA		2	2	50%	4
CULLMAN REGIONAL MEDICAL CENTER		3	1	25%	4
AFFINITY URGENT CARE			4	100%	4
PANCARE HEALTH - PONCE DE LEON			4	100%	4
HCR ManorCare Greentree		4			4
UNION CITY MANOR NURSING CENTER		4			4

# COVID-19: testing by laboratory

Data through Apr 10, 2021 verified as of Apr 11, 2021 at 09:25 AM

Data in this report are provisional and subject to change.

The numbers in the table below represent the number of Florida and non-Florida residents for whom test results were received by the Department of Health. A person can be tested by more than one laboratory and can have both positive and negative results. **Therefore, the sum of the numbers in each column will be larger than the total number of people tested.**

Reporting lab	Inconclusive	Negative	Positive	Percent positive	Total
MEDAC AT PORTERS NECK			4	100%	4
DTR LABS		3	1	25%	4
PM PEDIATRICS OF BAYSIDE, PLLC - MANHASSET		4			4
ADVENTHEALTH NEW SMYRNA BEACH COMMUNITY HEALTH			4	100%	4
BARTON MEMORIAL HOSPITAL		3	1	25%	4
COLONIAL MEDICAL CENTER-EAST ORLANDO			4	100%	4
JOSEPH SCHENKER MD PC		4			4
RAS MEDICAL SOLUTIONS, LLC		3	1	25%	4
CAPITAL HEALTH LABORATORY INC			4	100%	4
ST. MARY'S HOSPITAL			4	100%	4
NEW YORK PHYSICIANS LLP		4			4
PDL PHARMACY CORP			4	100%	4
Lakeside Oaks Care Center			4	100%	4
Grace Rehabilitation of Vero Beach		4			4
NORTH OKALOOSA CLINIC CORP		1	3	75%	4
WILLIAM A HINTON STATE LABORATORY INSTITUTE		1	3	75%	4
L3HARRIS FAMILY MEDICAL CENTER			4	100%	4
OKLAHOMA STATE UNIVERSITY DIAGNOSTIC LAB			4	100%	4
SOUTHWESTERN REGIONAL MEDICAL CENTER - TULSA		4			4
Metro West Nursing and Rehab			4	100%	4
PALM BEACH CANCER INSTITUTE			4	100%	4
CHILDREN'S MEDICAL GROUP		4			4
PINELLAS POINT NURSING AND REHAB			4	100%	4
MONTANA DEPARTMENT OF PUBLIC HEALTH & HUMAN SERVICES			4	100%	4
FAMILY MEDICAL CLINIC HOMESTEAD, LLC			4	100%	4
FLORENCE - HUNTSVILLE HOSPITAL URGENT CARE		3	1	25%	4
ST LUKES HOSPITAL LABORATORY		2	2	50%	4
MIAMI COMMUNITY HEALTH CENTER INC		1	3	75%	4
URGENT CARE OF THE SMOKIES			4	100%	4
FISHERMEN'S HOSPITAL			4	100%	4
DEVANSH LAB WERKS		1	3	75%	4
Bethany Health and Rehab		4			4
CARENOW-LEBANON		2	2	50%	4
VIDANT MEDICAL CENTER			4	100%	4
OMNICARE PHARMACY OF TEXAS 1		4			4
IVY CREEK URGENT CARE OF ENTERPRISE			4	100%	4
STONE CLINICAL LABORATORIES OF FL LLC		4			4
MINUTECLINIC DIAGNOSTIC OF MICHIGAN, P		4			4
PM PEDIATRICS OF SELDEN PLLC		4			4
ENCOMPASS HOME HEALTH		4			4
MINNESOTA DEPARTMENT OF HEALTH LABORATORY	1		3	75%	4
LEVY COUNTY DEPT. OF PUBLIC SAFETY		2	2	50%	4
MINUTE CLINIC DIAGNOSTIC OF VIRGINIA, LLC #6292		3	1	25%	4
IMIC INC RESEARCH			4	100%	4
CVS MA2401POCT MARSHFIELD		3	1	25%	4
CVS CT718POCT ANSONIA		4			4

# COVID-19: testing by laboratory

Data through Apr 10, 2021 verified as of Apr 11, 2021 at 09:25 AM

Data in this report are provisional and subject to change.

The numbers in the table below represent the number of Florida and non-Florida residents for whom test results were received by the Department of Health. A person can be tested by more than one laboratory and can have both positive and negative results. **Therefore, the sum of the numbers in each column will be larger than the total number of people tested.**

Reporting lab	Inconclusive	Negative	Positive	Percent positive	Total
SOUTHLAND SUITES OF LAKELAND			4	100%	4
PORT ORANGE NURSING & REHAB			4	100%	4
RML PHARMACY PC		4			4
COMMUNITY HEALTH CENTER OF WEST PALM BEACH			4	100%	4
DEPARTMENT OF HEALTH AND HUMAN SERVICES DIVISION OF BEHAVIORAL HEALTH		1	3	75%	4
CLINICAL LABORATORIES OF THE BUFFALO		3	1	25%	4
MINUTECLINIC OF NEVADA-2955 S FT APACH		4			4
BIOTEST PLASMA CENTER		4			4
TIFT REGIONAL HLTH SYSTEM, INC DBA SOU		4			4
HARBORCHASE OF VILLAGES CROSSING			4	100%	4
LATCHER LABORATORY OF A O FOX MEMORIAL		2	2	50%	4
MEMORIAL HEALTHCARE SYSTEM		1	3	75%	4
MEDEXPRESS URGENT CARE - TULSA, S YALE AVE		4			4
MINUTECLINIC DIAGNOSTIC MED GRP OF ORA		3	1	25%	4
ADVANCED URGENT CARE LLC		1	3	75%	4
ASCENSION ST VINCENT'S MEDICAL CENTER		3	1	25%	4
APOPKA FAMILY HEALTH CENTER		3	1	25%	4
ALVARO J DANGOND MD PA		4			4
TRUE HEALTH- HOFFNER		3	1	25%	4
CRESTAR LABS		2	2	50%	4
MINUTECLINIC DIAGNOSTIC MED GRP OF SAN		3	1	25%	4
DEPARTMENT OF HEALTH AND HUMAN SERVICES		2	2	50%	4
CARE ONE PRIMARY CARE			4	100%	4
MINUTECLINIC, LLC (CLINIC 10928)		4			4
BETHPAGE EXTENDED HOURS CENTER		4			4
UNC HOSPITAL/MCLENDON CLINICAL LABORATORIES			4	100%	4
CVS OH6149POCT UPPER ARLINGTON		2	2	50%	4
CVS IL7017POCT BLOOMINGTON		4			4
EXPRESS TESTING-ONE			4	100%	4
PIEDMONT NEWMAN HOSPITAL		4			4
MEDEXPRESS URGENT CARE - BECKLEY		2	2	50%	4
BAPTIST HEALTH MEDICAL CENTER			4	100%	4
ROAN DRUG COMPANY LLC		4			4
UF HEALTH PATHOLOGY LABORATORIES			4	100%	4
BETHPAGE MEDICAL PLLC		4			4
LEON MEDICAL CENTERS, LLC			4	100%	4
COMMUNITY PHYSICIANS OF NORTH PORT PA			4	100%	4
WALGREENS #03287		4			4
CVS GA2279POCT SUWANEE		4			4
MEDEXPRESS URGENT CARE - WEST ST PAUL, ROBERT ST S		3	1	25%	4
Westminster Manor		3	1	25%	4
Sears Coastal Nursing and Rehab		4			4
PHYSICIANS QUALITY CARE			4	100%	4
AFTER HOURS PEDS			4	100%	4
CENTERPLACE HEALTH, INC			4	100%	4
MOUNT SINAI AVENTURA DIAGNOSTIC CENTER			4	100%	4

# COVID-19: testing by laboratory

Data through Apr 10, 2021 verified as of Apr 11, 2021 at 09:25 AM

Data in this report are provisional and subject to change.

The numbers in the table below represent the number of Florida and non-Florida residents for whom test results were received by the Department of Health. A person can be tested by more than one laboratory and can have both positive and negative results. **Therefore, the sum of the numbers in each column will be larger than the total number of people tested.**

Reporting lab	Inconclusive	Negative	Positive	Percent positive	Total
NYC PUBLIC HEALTH LABS			4	100%	4
LIFELINK OF FLORIDA		2	2	50%	4
BAYLOR ESOTERIC AND MOLECULAR LAB			4	100%	4
WE CARE - CARNIVAL CRUISELINE		4			4
FAMILY MEDICINE AT WATERMAN		4			4
IMA MEDICAL CENTER OF OVIEDO			4	100%	4
LAKE MARY PEDIATRICS			4	100%	4
CVS OH4499POCT LYNDHURST		2	2	50%	4
NEULIFE NEUROLOGICAL SERVICES LLC			4	100%	4
NEXT BIO RESEARCH SERVICES, LLC		1	3	75%	4
DEPARTMENT OF HEALTH AND ENVIRONMENTAL CONTROL			4	100%	4
HEALTHQUEST, INC		3	1	25%	4
H/L of West Ashley Rehabilitation and Nursing Center		4			4
COOK HOSPITAL AND CARE CENTER		3	1	25%	4
Kroger 959 - The Little Clinic Carmel		4			4
SOUTHEASTERN REGIONAL MEDICAL CENTER			4	100%	4
USCG SECTOR ST PETE		1	3	75%	4
FASTMED URGENT CARE			4	100%	4
INTRACOASTAL LABS INC		4			4
Kroger 339 - The Little Clinic Highlands - Bardstown Road		4			4
MEDICAL CENTER ENTERPRISE			4	100%	4
HOME DOCS		2	2	50%	4
MINUTECLINIC DIAGNOSTIC OF NORTH CARO		4			4
MEDEXPRESS URGENT CARE - WALDORF, CRAIN HWY		4			4
SUMNER REGIONAL MEDICAL CENTER		3	1	25%	4
DERMATOLOGY SPECIALISTS OF FL - DR. JON WARD			4	100%	4
Willowbrooke Court at Country House		4			4
BETHESDA HOSPITAL WEST BLOOD GAS LAB			4	100%	4
UNIVERSITY OF KANSAS MEDICAL CENTER			3	100%	3
LOCH HAVEN PEDIATRICS			3	100%	3
COMMUNITY HEALTH CENTERS INC			3	100%	3
WALGREENS #05477		3			3
NASSAU COUNTY HEALTH DEPARTMENT		3			3
AUSTIN PUBLIC HEALTH			3	100%	3
SURETOX LABORATORY LLC		2	1	33%	3
OPENTRONS PRL		2	1	33%	3
CVS PHARMACY INC DBA CVS/PHARMACY #10908		3			3
APEX CLINICAL LABORATORIES INC		3			3
Maryfield Inc. dba Pennybyrn		3			3
TRINITY PEDIATRICS			3	100%	3
SUNDALE NURSING HOME		3			3
SCRIPPS CLINIC MEDICAL			3	100%	3
INTERNAL MEDICINE & PEDIATRICS WELLNESS CENTER			3	100%	3
NEW YORK STATE DEPARTMENT OF HEALTH		1	2	67%	3
GARCIA MORALES NELSON			3	100%	3
QUALITY LABORATORY SERVICE		2	1	33%	3

# COVID-19: testing by laboratory

Data through Apr 10, 2021 verified as of Apr 11, 2021 at 09:25 AM

Data in this report are provisional and subject to change.

The numbers in the table below represent the number of Florida and non-Florida residents for whom test results were received by the Department of Health. A person can be tested by more than one laboratory and can have both positive and negative results. **Therefore, the sum of the numbers in each column will be larger than the total number of people tested.**

Reporting lab	Inconclusive	Negative	Positive	Percent positive	Total
HOPE HEALTH CARE, LLC		3			3
HILLVIEW LABORATORY			3	100%	3
CVS CT288POCT BRISTOL		2	1	33%	3
MINUTECLINIC DIAGNOSTIC PA #3344		3			3
GYN PATH SERVICES			3	100%	3
WHOLE CHILD PEDIATRICS			3	100%	3
Kroger 522 - The Little Clinic Gahanna		2	1	33%	3
CVS TX3292POCT WYLIE		3			3
BAPTIST HOSPITAL NURSING/PATIENT CARE			3	100%	3
ALLIED PHYSICIANS GROUP PLLC		3			3
ASPEN VALLEY HOSPITAL			3	100%	3
CVS NJ715POCT WAYNE		3			3
MEDEXPRESS URGENT CARE - RUNNEMEDE		1	2	67%	3
MT CARMEL PHARMACY INC		3			3
THOMAS LANGLEY			3	100%	3
SCHIFF CENTER FOR LIVER DISEASES		1	2	67%	3
LUCID LABORATORY SERVICES		3			3
BASCOM PALMER EYE INSTITUTE			3	100%	3
Kroger 635 - The Little Clinic Dacula		3			3
EMERALD TRACE		3			3
MINUTECLINIC DIAGNOSTIC OF TEXAS, LLC #7435		2	1	33%	3
ORLANDO HEALTH PHYSICIAN GROUP INC			3	100%	3
COMMUNITY HEALTH CENTERS OF PINELLAS, INC		1	2	67%	3
SEMINOLE FAMILY HEALTH CENTER		3			3
ORLANDO REGIONAL HEALTH SERVICES		1	2	67%	3
BROADWAY HEALTH FLORIDA MEDICAL CLINIC URGENT CARE			3	100%	3
NORTHSIDE MEDICAL CENTER		3			3
NORTHWELL HEALTH			3	100%	3
SOUTH MIAMI HOSPITAL			3	100%	3
NOVANT HEALTH PRESBYTERIAN		2	1	33%	3
GUTHRIE CORNING HOSPITAL LABORATORY		3			3
BOLING, STEPHANIE		3			3
MINUTECLINIC DIAG OF IND, LLC #6908		3			3
TIEHH BIOTERRORISM RESPONSE LAB			3	100%	3
IMMERSION RESIDENTIAL LLC			3	100%	3
BRADENTON PHYSICIAN MEDICAL CENTER			3	100%	3
Mitchell Hollingsworth Nursing and Rehab		3			3
CVS IN6757POCT COLUMBUS		3			3
HEALTH AND WELLNESS URGENT CARE LLC			3	100%	3
MEDEXPRESS URGENT CARE - TOPEKA, SW WANAMAKER RD		3			3
VIRGINIA DEPARTMENT OF HEALTH DIVISION OF			3	100%	3
MEDEXPRESS URGENT CARE, CHAMBERSBURG		2	1	33%	3
ROYAL PALM RETIREMENT CENTRE		3			3
C19 LABS			3	100%	3
MID-FLORIDA PATHOLOGY LLC - MOBILE UNIT # 3		1	2	67%	3
CHILDREN'S HEALTHCARE OF ATLANTA		3			3

# COVID-19: testing by laboratory

Data through Apr 10, 2021 verified as of Apr 11, 2021 at 09:25 AM

Data in this report are provisional and subject to change.

The numbers in the table below represent the number of Florida and non-Florida residents for whom test results were received by the Department of Health. A person can be tested by more than one laboratory and can have both positive and negative results. **Therefore, the sum of the numbers in each column will be larger than the total number of people tested.**

Reporting lab	Inconclusive	Negative	Positive	Percent positive	Total
OMNI HEALTHCARE INC		1	2	67%	3
CVS PA7611POCT ALLISON PARK		3			3
NORTHCREST MEDICAL CENTER		1	2	67%	3
PREMIER FAMILY AND SPORTS MEDICINE		2	1	33%	3
COOPER UNIVERSITY HOSPITAL LABORATORY		2	1	33%	3
DOCTOR 4 U CLINIC		1	2	67%	3
QUEST DIAGNOSTICS CLINICAL LABORATORIES INC		2	1	33%	3
CARECENTER PHARMACY, LLC		3			3
COVANCE CLS			3	100%	3
FELICIDAD MEDICAL CENTER INC			3	100%	3
CVS PA4000POCT INDIANA		3			3
MINUTECLINIC DIAGNOSTIC OF NEVADA-9586		2	1	33%	3
CVS OH4359POCT HUDSON		3			3
MARION COUNTY FIRE RESCUE		3			3
HELIX LW UC		1	2	67%	3
Concordia Village of Tampa			3	100%	3
ACCESS HEALTH CARE		2	1	33%	3
EXCEL URGENT CARE OF NJ, LLC		1	2	67%	3
CVS MI8091POCT FRASER		2	1	33%	3
THE DOCTORS OFFICE OF BRICK, LLC		3			3
SUN TERRACE HEALTH CARE CENTER			3	100%	3
ADRIANA M CASTRO MD PA		3			3
ST. PETERSBURG PEDIATRICS- 38TH AVENUE			3	100%	3
FLORIDA MEDICAL CENTER			3	100%	3
CVS IL8750POCT CHICAGO		1	2	67%	3
Kroger 388 - The Little Clinic Braelinn Village		3			3
VIRTUA MEMORIAL HOSPITAL BURLINGTON COUNTY		1	2	67%	3
TAYLOR MANOR		1	2	67%	3
Kroger 387 - The Little Clinic Hubbards Lane		3			3
CVS SC2497POCT LEXINGTON		3			3
PRIMARY CARE SPECIALISTS OF ORLANDO		3			3
COASTAL SKIN SURGERY AND DERMATOLOGY PL		3			3
CABELL HUNTINGTON HOSPITAL CLINICAL LAB			3	100%	3
CVS PA7132POCT THORNDALE		3			3
CVS PA1657POCT YORK		2	1	33%	3
NEMOURS CHILDRENS PRIMARY CARE HORIZON WEST			3	100%	3
Kroger 758 - The Little Clinic Providence		3			3
AVANTE INVERNESS		1	2	67%	3
LINCOLN MEDICAL CENTER		3			3
MEDICAL SERVICES OF AMERICA HOME HEALTH		3			3
ADVENTHEALTH MEDICAL GROUP PEDIATRICS AT AOPKA		3			3
SUPER HEALTH PHARMACY LLC		3			3
CVS PA2687POCT EXTON		3			3
MINUTECLINIC DIAG OF IND, LLC #6483		1	2	67%	3
MUNSON MEDICAL CENTER			3	100%	3
ACCESS 365 URGENT CARE LLC		1	2	67%	3

# COVID-19: testing by laboratory

Data through Apr 10, 2021 verified as of Apr 11, 2021 at 09:25 AM

Data in this report are provisional and subject to change.

The numbers in the table below represent the number of Florida and non-Florida residents for whom test results were received by the Department of Health. A person can be tested by more than one laboratory and can have both positive and negative results. **Therefore, the sum of the numbers in each column will be larger than the total number of people tested.**

Reporting lab	Inconclusive	Negative	Positive	Percent positive	Total
GONZALEZ MD AND ASWAD MD HEALTH SERVICES			3	100%	3
ELITE PRIMARY CARE OF WAYCROSS			3	100%	3
RICHMOND CITY DEPARTMENT OF PUBLIC HEALTH			3	100%	3
MEDICAL CENTER OF THE ROCKIES			3	100%	3
AFC URGENT CARE/FARRAGUT			3	100%	3
MINUTECLINIC DIAGNOSTIC OF PA LLC		3			3
ESTERO FIRE RESCUE		3			3
COMMUNICABLE DISEASE CONTROL/PUBLIC HEALTH EMERGENCY PREPAREDNESS			3	100%	3
USCG ABBOTT BINAXNOW		2	1	33%	3
BROOKDALE LAKE MARY			3	100%	3
FIRST CARE - MIDDLESBORO			3	100%	3
TRUE HEALTH - LAKE UNDERHILL		3			3
YATES COUNTY PUBLIC HEALTH		3			3
ADVENT HEALTH MEDICAL GROUP FAMILY MEDICINE			3	100%	3
MEDICAL CENTER OF CENTRAL GEORGIA			3	100%	3
NORTH DAKOTA DEPT OF HEALTH MICROBIOLOGY		1	2	67%	3
CHILDREN'S HEALTHCARE OF ATLANTA AT EG		3			3
CVS RI326POCT NORTH SMITHFIELD		3			3
CVS AZ1720POCT QUEEN CREEK		3			3
WEST COCOA PHARMACY			3	100%	3
F W HUSTON MEDICAL CENTER SENIOR LIVIN		3			3
PARKLAND HEALTH & HOSPITAL			3	100%	3
STEAMBOAT EMERGENCY CENTER			3	100%	3
MINUTECLINIC DIAG OF IND, LLC #5369		2	1	33%	3
MEDFUSION		2	1	33%	3
WINDSOR AT OCALA		2	1	33%	3
EVENING PEDIATRICS INC		1	2	67%	3
WEILL CORNELL MEDICAL ASSOCIATES - EAST SIDE		3			3
COMMUNITY MEDICAL CENTER			3	100%	3
UHEALTH JACKSON URGENT CARE - CUTLER BAY		1	2	67%	3
BROOKDALE OAKBRIDGE		1	2	67%	3
CVS TN7144POCT BARTLETT		3			3
LRHS Florida Poly Tech		3			3
GENDERXPRESS/PICTURE ME PERFECT IMAGING			3	100%	3
COVID PROCESSING SITE			3	100%	3
CARENOW-ATASCOCITA			3	100%	3
GREENTREE MEDICAL CENTER			3	100%	3
CGH MEDICAL CENTER			3	100%	3
PANCARE HEALTH - FRANKLIN CO			3	100%	3
MEDICAL CITY DALLAS HOSPITAL			3	100%	3
NORTH BROWARD HOSPITAL DISTRICT HEALTHCARE FOR THE HOMELESS			3	100%	3
CVS TX2876POCT PROSPER		3			3
CVS IN6572POCT INDIANAPOLIS		3			3
AFFORDABLE PRIMARY CARE LLC		3			3
MEMORIAL HERMANN			3	100%	3
MED FUSION			3	100%	3



# COVID-19: testing by laboratory

Data through Apr 10, 2021 verified as of Apr 11, 2021 at 09:25 AM

Data in this report are provisional and subject to change.

The numbers in the table below represent the number of Florida and non-Florida residents for whom test results were received by the Department of Health. A person can be tested by more than one laboratory and can have both positive and negative results. **Therefore, the sum of the numbers in each column will be larger than the total number of people tested.**

Reporting lab	Inconclusive	Negative	Positive	Percent positive	Total
MEDEXPRESS URGEN CARE - EAST BRUNSWICK		3			3
ORLANDO AIRPORT DIALYSIS		3			3
CVS NC2749POCT CONCORD		3			3
CORTLAND COUNTY HEALTH DEPARTMENT		3			3
CVS IL2798POCT CHICAGO		1	2	67%	3
PIEDMONT FAYETTE HOSPITAL		2	1	33%	3
CROWNE HEALTH CARE OF FORT PAYNE		2	1	33%	3
FLORIDA MENTOR-POINT WEST CLUSTER		3			3
MOBILE HEALTH MEDICAL SERVICES PC		3			3
HARBOUR'S EDGE		2	1	33%	3
CVS KS676POCT LAWRENCE		2	1	33%	3
SOFTLAB			3	100%	3
ADVENTHEALTH SEBRING- INFECTION CONTROL DEPARTMENT			3	100%	3
SSM HEALTH ST LOUIS MICROBIOLOGY LABORATORY		1	2	67%	3
Oak Creek Terrace		3			3
CVS NJ837POCT MARLTON		3			3
MEDEXPRESS URGENT CARE - ANDERSON		3			3
BOSTON MEDICAL CENTER			3	100%	3
BELL-MINOR HOME		3			3
HALIFAX HEALTH CARE FOR WOMEN		3			3
CVS TX5807POCT PEARLAND		3			3
Wilkes-Barre VAMC		3			3
MINUTECLINIC, LLC #05814		3			3
15 TO KNOW			3	100%	3
WOMACK ARMY MEDICAL CENTER			3	100%	3
ADVICE FOR OPTIMAL WELLNESS, INC			3	100%	3
Bainbridge Health and Rehab		3			3
AVALON MEDICAL GROUP		1	2	67%	3
VA SALT LAKE CITY HCS		3			3
Englewood Health and Rehab			3	100%	3
RAPID CITY RUGENT CARE			3	100%	3
MEDEXPRESS URGENT CARE-WILKINS TOWNSHIP, WILLIAM PENN HIGHWAY		3			3
MERCY HOSPITAL			3	100%	3
VA OUTPATIENT CLINIC-NEW PORT RICHEY			3	100%	3
WALGREENS #04311		3			3
SOFTCELL L-FORM LABORATORIES, LLC			3	100%	3
CVS MO5727POCT PLATTE CITY		3			3
HACKENSACK MERIDIAN URGENT CARE, PC		3			3
VELOCITY CARE			3	100%	3
IOWA DEPARTMENT OF PUBLIC HEALTH			3	100%	3
SKIN WELLNESS PHYSICIANS LLC		3			3
Wynfield Park Health and Rehabilitation		3			3
LIFE CARE CENTER OF SKAGIT VALLEY		3			3
SPRING LAKE REHABILITATION CENTER			3	100%	3
ACL LABORATORIES INDUSTRIAL TOXICOLOGY			3	100%	3
LIVINGSTON COUNTY DEPT OF HEALTH REPRO			3	100%	3

# COVID-19: testing by laboratory

Data through Apr 10, 2021 verified as of Apr 11, 2021 at 09:25 AM

Data in this report are provisional and subject to change.

The numbers in the table below represent the number of Florida and non-Florida residents for whom test results were received by the Department of Health. A person can be tested by more than one laboratory and can have both positive and negative results. **Therefore, the sum of the numbers in each column will be larger than the total number of people tested.**

Reporting lab	Inconclusive	Negative	Positive	Percent positive	Total
NORTH SHORE HOSP. INFECTION CONTROL			3	100%	3
UVA HEALTH SYSTEM MEDICAL LABORATORIES			3	100%	3
ADVENT HEALTH - CENTRAL PASCO ER			3	100%	3
MARTIN MEDICAL CENTER INC		1	2	67%	3
COL CROSSROAD		1	2	67%	3
MONTANA PUBLIC HEALTH LAB			3	100%	3
MANORCARE NURSING & REHABILITATION CENTER-NAPLES		3			3
Broadview Multi-Care Center		3			3
ALABAMA DEPT PUBLIC HEALTH			3	100%	3
Lakeview Village		3			3
CVS CA9803POCT RIVERSIDE		3			3
BAPTIST PRIMARY CARE, INC.		2	1	33%	3
NON-US			3	100%	3
SOUTH LAKE FAMILY HEALTH CENTER			3	100%	3
St. Josephs Hospital		1	2	67%	3
CRISP REGIONAL HOSPITAL		3			3
FRESENIUS KIDNEY CARE			3	100%	3
WHITE EARTH IHS MAIN LAB		3			3
BARONESS ERLANGER HOSPITAL		3			3
MEDEXPRESS URGENT CARE-CLOQUET		3			3
NEXTCARE WYOMING LLC			3	100%	3
MINUTECLINIC, LLC #05891		2	1	33%	3
GREATER MOBILE URGENT CARE - SPRINGHILL			3	100%	3
HARBORCHASE OF STUART			3	100%	3
PARRISH MEDICAL CENTER-WAIVED TESTING		3			3
MEDEXPRESS URGENT CARE, HERMITAGE		1	2	67%	3
NEBRASKA DEPARTMENT OF HEALTH AND HUMAN SERVICES			3	100%	3
CALLE OCHO DIALYSIS			3	100%	3
CENTURY LINK SPORTS COMPLEX			3	100%	3
FLORIDA LABORATORY ANALYSIS, LLC			3	100%	3
MARYLAND STATE DEPT OF HEALTH	2		1	33%	3
Lebanon VAMC		2	1	33%	3
CVS GA5637POCT VILLA RICA		3			3
Kroger 592 - The Little Clinic Alexander Plaza		2	1	33%	3
TMH REHABILITATION CENTER		3			3
SUMMIT MEDICAL GROUP - WEST ORANGE		3			3
LAHEY CLINIC MEDICAL CENTER			3	100%	3
PHYSICIANS CARE INC		1	2	67%	3
BAPTIST OUTPATIENT SERVICES			3	100%	3
EASTMAN HEALTHCARE & REHAB		3			3
ADVENTHEALTH WATERMAN COMMUNITY CLINIC			3	100%	3
LEE MEMORIAL HOSPITAL BLOOD GAS LAB			3	100%	3
RAJ K PAI MD PA			3	100%	3
CVS SC5471POCT LEXINGTON		2	1	33%	3
MAYO		1	2	67%	3
BNC Medical Investors, LLC Berrien Nursing & Rehabilitation Center		3			3

# COVID-19: testing by laboratory

Data through Apr 10, 2021 verified as of Apr 11, 2021 at 09:25 AM

Data in this report are provisional and subject to change.

The numbers in the table below represent the number of Florida and non-Florida residents for whom test results were received by the Department of Health. A person can be tested by more than one laboratory and can have both positive and negative results. **Therefore, the sum of the numbers in each column will be larger than the total number of people tested.**

Reporting lab	Inconclusive	Negative	Positive	Percent positive	Total
CROSSROADS URGENT CARE PLLC		3			3
CTRS			3	100%	3
ST JOSEPHS HOSPITAL PATHOLOGY LAB		3			3
STRINGFELLOW MEMORIAL HOSPITAL		3			3
WOODMARK AT UPTOWN ASSISTED LIVING		3			3
MEDEXPRESS URGENT CARE, HANOVER		2	1	33%	3
CVS NC7548POCT FUQUAY VARINA		2	1	33%	3
Good Samaritan Society - Fairfield Glade		3			3
NEBRASKA MEDICAL CENTER			3	100%	3
NOVA SOUTHEASTERN UNIVERSITY		2	1	33%	3
MEDEXPRESS URGENT CARE - LAWRENCE		3			3
CENTRAL DUPAGE HOSPITAL			3	100%	3
NYU WINTHROP LABORATORY		3			3
BAPTIST PRIMARY CARE FERNANDINA BEACH			3	100%	3
Kroger 093 - The Little Clinic Stapleton		2	1	33%	3
PRISMA HEALTH MIDLANDS			3	100%	3
ROANE MEDICAL CENTER		2	1	33%	3
NC STATE LABORATORY OF PUBLIC HEALTH		3			3
WALGREENS NO 19542		3			3
STARLING AT SAN JOSE			3	100%	3
Heartland Healthcare Center Boca Raton			3	100%	3
OLEAN GENERAL HOSPITAL		3			3
JOHN KNOX MANOR INC II		2	1	33%	3
THE PATHOLOGY LABORATORY		1	2	67%	3
Hackensack Univ Medical Center At Pasc		2	1	33%	3
WALGREENS_PEMBROKE PINES		2	1	33%	3
PRECIDENT FLORIDA		3			3
HEPATOLOGY DIAGNOSTIC LAB			3	100%	3
CVS HEALTH, #5962		3			3
HIALEAH SHORES NURSING AND		2	1	33%	3
MISSISSIPPI CARE CENTER OF DEKALB LLC		3			3
CLINICAL CARE ASSOCIATES, INC			3	100%	3
24TH WEAPONS OF MASS DESTRUCTION - CIVIL SUPPORT		3			3
PICHARDO CLINIC, THE		1	2	67%	3
CVS IN6605POCT INDIANAPOLIS		2	1	33%	3
FLORIDA HOSPITAL LABORATORIES		3			3
Edward Hines, Jr. VA Hospital		2	1	33%	3
FLORIDA HOSPITAL PHYSICIANS GROUP		1	2	67%	3
MEDEXPRESS-HOUSTON EAST FWY		1	2	67%	3
Greystone Health Care Center		3			3
CAPTIAL REGIONAL MEDICAL CENTER			3	100%	3
JUPITER INTERNAL MEDICINE AND ASSOCIATES			3	100%	3
EXETER HOSPITAL		3			3
EAST TENNESSEE CHILDREN'S HOSPITAL		2	1	33%	3
CVS TX7675POCT RED OAK		1	2	67%	3
ESCO DRUG CO INC		3			3

# COVID-19: testing by laboratory

Data through Apr 10, 2021 verified as of Apr 11, 2021 at 09:25 AM

Data in this report are provisional and subject to change.

The numbers in the table below represent the number of Florida and non-Florida residents for whom test results were received by the Department of Health. A person can be tested by more than one laboratory and can have both positive and negative results. **Therefore, the sum of the numbers in each column will be larger than the total number of people tested.**

Reporting lab	Inconclusive	Negative	Positive	Percent positive	Total
Rosedale Green		3			3
MEDIC INFUSION PA		3			3
NASON HOSPITAL			3	100%	3
CVS AZ7263POCT PHOENIX		3			3
VALHALLA MEDICS		3			3
TMH PHYSICIAN PARTNERS BLOUNTSTOWN			3	100%	3
CVS M08555POCT KANSAS CITY		3			3
CVS AZ9290POCT PHOENIX		3			3
BLACKWATER RIVER			3	100%	3
CANOPY PEDIATRICS		3			3
ADVANCED MEDICAL RESEARCH CENTER LLC			3	100%	3
SOLERA SPECIALTY PHARMACY LLC		2	1	33%	3
UNITY HEALTH AND REHABILITATION CENTER			3	100%	3
CONCENTRA - ORLANDO SOUTH II		3			3
CVS IN6551POCT MOORESVILLE		3			3
ASPIRUS WAUSAU HOSPITAL			3	100%	3
CUMBERLAND MEDICAL CENTER INC		3			3
LPG PEDIATRICS AT LEHIGH ACRES		2	1	33%	3
NORTH NAPLES HOSPITAL RESPIRATORY THERAPY DEPARTMENT			3	100%	3
BROOKDALE SENIOR LIVING			3	100%	3
SHANDS AT LAKE SHORE LAB		1	2	67%	3
Westside Terrace		3			3
Medilodge of Montrose		3			3
PEACE OF MIND REHAB CENTER		3			3
ANN STORCK CENTER INC		3			3
Magnolia Health and Rehab Center			3	100%	3
Kroger 627 - The Little Clinic Castleberry		2	1	33%	3
DOCTORS HOSPITAL RENAISSANCE			3	100%	3
ORCHID COVE DAYTONA			3	100%	3
MEDEXPRESS URGENT CARE - CHERRY HILL		3			3
Village on the Green			3	100%	3
SPARROW CENTRAL LAB			3	100%	3
FLORIDA GASTROENTEROLOGY ASSOCIATES PA		3			3
CROSSVILLE MEDICAL GROUP		1	2	67%	3
TIFTON CARECONNECT URGENT CARE			3	100%	3
MINUTECLINIC DIAGNOSTIC OF NEW MEXICO LLC #7552		3			3
INTERNAL MEDICINE AND WOUND CARE SPECIALIST LLC		3			3
EVERGREEN WOODS HEALTH & REHAB CENTER		2	1	33%	3
COVENANT PEDIATRICS		1	2	67%	3
YORK HOSPITAL - LABORATORY			3	100%	3
ALOHA HOME CARE LLC DBA ACCENTCARE HOME HEALTH OF		3			3
FULGENT GENETICS HOUSTON		3			3
GROVES CENTER			3	100%	3
CONCENTRA - PLANTATION		3			3
Kroger 448 - The Little Clinic Mason		3			3
NEWSTAR MEDICAL LABORATORIES		3			3

# COVID-19: testing by laboratory

Data through Apr 10, 2021 verified as of Apr 11, 2021 at 09:25 AM

Data in this report are provisional and subject to change.

The numbers in the table below represent the number of Florida and non-Florida residents for whom test results were received by the Department of Health. A person can be tested by more than one laboratory and can have both positive and negative results. **Therefore, the sum of the numbers in each column will be larger than the total number of people tested.**

Reporting lab	Inconclusive	Negative	Positive	Percent positive	Total
CVS AZ7841POCT TUCSON		3			3
BETHESDA HOSPITAL EAST BLOOD GAS LAB			3	100%	3
ACCESS LABORATORIES LLC			3	100%	3
PROHEALTH PRIMARY CARE - GLEN OAKS		3			3
URGENT DOC - URGENT CARE CLINIC			3	100%	3
DEBORAH HEART AND LUNG CENTER		3			3
ADVANCED PEDIATRICS			3	100%	3
MPG JACKSONVILLE ATLANTIC BLVD		1	2	67%	3
CLINICA HISPANIA			3	100%	3
JOJAN PHARMA INC		3			3
CELEBRATION PRIMARY CARE ASSOCIATES LLC		3			3
Arbors at Marietta		3			3
PROMPT CARE OF CENTRAL FLORIDA LLC			3	100%	3
Huntington Health Care and Rehabilitation Center		3			3
GEISINGER COMMUNITY MEDICAL CENTER			3	100%	3
CVS IL4778POCT EVANSTON		3			3
HELIX URGENT CARE			3	100%	3
Walgreens #5984		3			3
SAVANNAH COVE		3			3
NORTHEAST FLORIDA INTERNAL MEDICINE PA		3			3
MEDEXPRESS URGENT CARE - NORTH LITTLE		2	1	33%	3
UNIVERSITY HEALTH SERVICES RIVER CAMPUS		2	1	33%	3
CHEROKEE COUNTY HEALTH AND REHAB CENTER		3			3
Fort Gaines Health and Rehab		3			3
CAMPAZZI CONCIERGE MEDICAL SERVICES		2	1	33%	3
NASSAU COUNTY HEALTH DEPARTMENT-FERNANDINA BEACH C		3			3
FLAGLER FAMILY MEDICINE PA			3	100%	3
Birchaven		3			3
ERIE COUNTY PUBLIC HEALTH CLINICAL		3			3
ADVENTHEALTH IMAGING LAKE NONA		1	2	67%	3
MANATEE URGENT CARE LLC			3	100%	3
CVS SC4382POCT SPARTANBURG		3			3
MIDDLETON PEDIATRICS			3	100%	3
VA PRIMARY CARE ANNEX			3	100%	3
SINAI POST ACUTE NURSING AND REHAB CE		3			3
SCIENTIFIC LABORATORY DIVISION			3	100%	3
US SPECIALTY LABS			3	100%	3
GULF COAST IMMEDIATE CARE CENTER		1	2	67%	3
DASCENA LAB			3	100%	3
EXCEL URGENT CARE OF PARAMUS LLC		3			3
MEDEXPRESS URGENT CARE, BELLE VERNON		3			3
TAMPA INTERNATIONAL AIRPORT			3	100%	3
BAPTIST HEALTH SURGERY CENTER AT NORTHPOINT			3	100%	3
CVS CA9103POCT ESCONDIDO		3			3
ADVANCE FAMILY PRACTICE LLC			3	100%	3
CORMEUM LAB SERVICES, LLC			3	100%	3

# COVID-19: testing by laboratory

Data through Apr 10, 2021 verified as of Apr 11, 2021 at 09:25 AM

Data in this report are provisional and subject to change.

The numbers in the table below represent the number of Florida and non-Florida residents for whom test results were received by the Department of Health. A person can be tested by more than one laboratory and can have both positive and negative results. **Therefore, the sum of the numbers in each column will be larger than the total number of people tested.**

Reporting lab	Inconclusive	Negative	Positive	Percent positive	Total
TUFTS MEDICAL CENTER			3	100%	3
CVS OH2486POCT NILES		1	2	67%	3
CVS MA969POCT PALMER		3			3
FAMILY FIRST PEDIATRICS			3	100%	3
Kings County Hospital Center			3	100%	3
OHIO HEALTH DOCTORS HOSPITAL			3	100%	3
Cleveland Clinic Weston			3	100%	3
CARESPOT-WELLINGTON			3	100%	3
THE OASIS BEACHSIDE		3			3
MINUTECLINIC DIAGNOSTIC OF OHIO #6192		3			3
Kroger 768 - The Little Clinic Leestown Rd		2	1	33%	3
WALGREENS #10264		3			3
THE DOCTOR'S OFFICE OF WEST CALDWELL		3			3
WYOMING DEPT OF HEALTH			3	100%	3
SOUTH COUNTY MENTAL HEALTH CENTER INC			3	100%	3
LPG PRIMARY CARE AT LABELLE		2	1	33%	3
PREMIER MOBILE HEALTH SERVICES, LLC		1	2	67%	3
BRIGHAM AND WOMEN'S HOSPITAL			3	100%	3
HEARTLAND - CHARLESTON OF HANAHAN SC,		3			3
BRANDON REGIONAL EMERGENCY CTR			3	100%	3
LEE CONVENIENT CARE AT SUMMERLIN			3	100%	3
320 S TRANSIT ST		3			3
SANFORD MOBILE LAB			3	100%	3
FAMILY TREE MEDICAL GROUP PA		2	1	33%	3
ONslow MEMORIAL HOSPITAL LABORATORY		3			3
PHYSICIANS MEDICAL CENTER		3			3
PINELLAS PARK HEALTH CENTER - PINELLAS CHD		1	2	67%	3
WALGREENS #07502		3			3
CVS CA9485POCT MISSION VIEJO		3			3
BROOME COUNTY HEALTH DEPARTMENT		2	1	33%	3
FAMILY CARE SPECIALISTS OF ORLANDO			3	100%	3
PEDIATRICS BY THE SEA JOG RD OFFICE			3	100%	3
NHC DICKSON		3			3
SAN JUAN REGIONAL MEDICAL CENTER		3			3
SERENADES BY SONATA		1	2	67%	3
WAL-MART STORES EAST LP		2	1	33%	3
KISSIMMEE URGENT CARE		3			3
ST. LUKE'S HOSPITAL - BETHLEHEM CAMPUS		1	2	67%	3
SKIPPACK MEDICAL LAB			3	100%	3
CVS MA920POCT CLINTON		3			3
MEDEXPRESS URGENT CARE - HACKETTSTOWN		2	1	33%	3
HARBORCHASE OF GAINESVILLE			3	100%	3
HOUSTON METHODIST HOSPITAL			3	100%	3
WALGREENS #3811		1	2	67%	3
CORNERSTONE DRUG AND GIFT INC		3			3
AZALEALAND NURSING HOME		3			3

# COVID-19: testing by laboratory

Data through Apr 10, 2021 verified as of Apr 11, 2021 at 09:25 AM

Data in this report are provisional and subject to change.

The numbers in the table below represent the number of Florida and non-Florida residents for whom test results were received by the Department of Health. A person can be tested by more than one laboratory and can have both positive and negative results. **Therefore, the sum of the numbers in each column will be larger than the total number of people tested.**

Reporting lab	Inconclusive	Negative	Positive	Percent positive	Total
CLARA MAASS TRANSITIONAL CARE UNIT		3			3
EFFINGHAM HOSP, INC, DBA EFFINGHAM HEALTH		3			3
ADVANCED HEART CARE OF SOUTH FLORIDA		3			3
PATHOLOGY REFERENCE LAB LLC			3	100%	3
AMI ST FRANCIS HOSPITAL LABORATORY		2	1	33%	3
PEDIATRICS AND ADOLESCENT MEDICINE		2	1	33%	3
ADVENTHEALTH MEDICAL GROUP ADULT AND SENIOR HEALTH			3	100%	3
CVS IL3163POCT OAK PARK		3			3
DELAWARE PUBLIC HEALTH LABORATORY		1	2	67%	3
FLORIDA MEDICAL ASSOCIATES		3			3
LITTLE SPURS PEDIATRIC URGENT CARE		1	2	67%	3
Granville Center	1	2			3
EXPEDIAN URGENT CARE			3	100%	3
2412 LEBANON PIKE		2	1	33%	3
WELLSTAR WEST GEORGIA MEDICAL CENTER		3			3
MINUTECLINIC DIAGNOSTIC, PA		3			3
CVS MO10151POCT SPRINGFIELD		2	1	33%	3
HOMELAND CENTER		3			3
TARRANT COUNTY PUBLIC HEALTH		3			3
AFC URGENT CARE GUNBARREL			3	100%	3
LEGACY ER AND URGENT CARE			3	100%	3
NORTHERN LIGHT LABORATORY		1	2	67%	3
MEDEXPRESS URGENT CARE - RICHMOND, W BROAD ST		3			3
SIGNATURE CARE PFLUGERVILLE			3	100%	3
BAYSTATE MEDICAL CENTER		1	2	67%	3
HEALGEN SCIENTIFIC			3	100%	3
CVS MA1945POCT HANOVER		3			3
MEDEXPRESS URGENT CARE GREENSBURG		2	1	33%	3
Grandview Health Care Center		3			3
TERRACE OF ST CLOUD, THE		2	1	33%	3
CVS TX7156POCT RICHARDSON		3			3
NORTH CAROLINA DEPT OF HEALTH & HUMAN SRVCS STATE LAB OF PUBLIC HEALTH			3	100%	3
THE CENTER FOR DISCOVERY		3			3
LAURELLWOOD NURSING CENTER		1	2	67%	3
MID FLORIDA CLINICAL LABORATORY		2	1	33%	3
MOBIL LAB FOR ALL INC		3			3
NEMOURS CHILDRENS PRIMARY CARE MAITLAND			3	100%	3
DOUGLASVILLE NURSING AND REHABILITATIO		3			3
HELIX BIOMEDICS LLC			3	100%	3
CVS TX19POCT SPRING		3			3
CVS MA1006POCT BROCKTON		3			3
NORTHWEST FLORIDA CLINICAL LAB		1	2	67%	3
INTERCOASTAL FAMILY PRATICE		1	2	67%	3
ADVANCED URGENT CARE CENTER OF THE UPPER KEYS		1	2	67%	3
STARMED FAMILY & URGENT CARE			3	100%	3
OPTUM PRIMARY CARE - SILVER LAKES			3	100%	3

# COVID-19: testing by laboratory

Data through Apr 10, 2021 verified as of Apr 11, 2021 at 09:25 AM

Data in this report are provisional and subject to change.

The numbers in the table below represent the number of Florida and non-Florida residents for whom test results were received by the Department of Health. A person can be tested by more than one laboratory and can have both positive and negative results. **Therefore, the sum of the numbers in each column will be larger than the total number of people tested.**

Reporting lab	Inconclusive	Negative	Positive	Percent positive	Total
MEMORIAL HERMANN CONSOLIDATED LABORATORY SERVICES			3	100%	3
MURFREESBORO MEDICAL CLINIC		3			3
MINUTECLINIC DIAGNOSTIC OF VIRGINIA, LLC #392		3			3
MEDEXPRESS URGENT CARE - WHEELING		2	1	33%	3
TRISTAR WELLNESS, LLC		3			3
MARRA'S PHARMACY		3			3
LEXINGTON MEDICAL CENTER		1	2	67%	3
LOYOLA UNIVERSITY MEDICAL CENTER LABORATORY			3	100%	3
JS HEALTHCARE		2	1	33%	3
EAST NAPLES PEDIATRICS			3	100%	3
MAYO CLINIC BEACHES PRIMARY CARE CTR		3			3
MINUTECLINIC, LLC #07876		2	1	33%	3
NATIONAL JEWISH HEALTH			3	100%	3
MEDEXPRESS URGENT CARE-CHIPPEWA		2	1	33%	3
FOUR WINDS BEHAVIORAL HEALTH		3			3
CVS IL2297144CV CHICAGO		3			3
OHIO DEPARTMENT OF HEALTH LABORATORY		2	1	33%	3
FREDERICK MEMORIAL HOSPITAL			3	100%	3
MERCY HEALTH			3	100%	3
CERTIVIA LABORATORIES			3	100%	3
Englewood Health Care Center		3			3
CLEARWATER		2	1	33%	3
PUBLIC HEALTH TRUST OF MIAMI DADE COUNTY			3	100%	3
VIRGINIA DIVISION OF CONSOLIDATED LABORATORIES			3	100%	3
NEW GEN LABS			3	100%	3
PREMIER CLINICAL RESEARCH INSTITUTE INC			3	100%	3
MEDEXPRESS URGENT CARE - DANVILLE		3			3
CVS MINUTE CLINIC DIAGNOSTIC MED GRP		3			3
BRENTWOOD SENIOR LIVING AT ST PETE			3	100%	3
EASTSIDE MEDICAL CENTER		3			3
EASTERN NEW MEXICO MEDICAL CENTER		3			3
TAMPA		1	2	67%	3
BOONES CREEK URGENT CARE		1	2	67%	3
MIDWAY SPECIALTY CARE RX LLC		1	2	67%	3
SENTARA NORFOLK GENERAL HOSPITAL CENTRAL LAB			3	100%	3
SOUTH BAY CORRECTIONAL FACILITY			3	100%	3
CVS IL8753POCT CHICAGO		3			3
MEDEXPRESS URGENT CARE - JEANNETTE		3			3
BEEBE MEDICAL CENTER LABORATORY		3			3
MEDEXPRESS URGENT CARE-ARLINGTON		2	1	33%	3
ALLIANCE LABS @LRMC			3	100%	3
Kroger 571 - The Little Clinic Hendersonville		1	2	67%	3
CVS NE8616POCT LINCOLN		1	2	67%	3
CVS NH6596POCT HAMPTON		3			3
RCA LABORATORY SERVICES LLC			3	100%	3
SISD EMPLOYEE HEALTH CLINIC			3	100%	3



# COVID-19: testing by laboratory

Data through Apr 10, 2021 verified as of Apr 11, 2021 at 09:25 AM

Data in this report are provisional and subject to change.

The numbers in the table below represent the number of Florida and non-Florida residents for whom test results were received by the Department of Health. A person can be tested by more than one laboratory and can have both positive and negative results. **Therefore, the sum of the numbers in each column will be larger than the total number of people tested.**

Reporting lab	Inconclusive	Negative	Positive	Percent positive	Total
PROPATH			3	100%	3
TEMPUS_LABS			3	100%	3
Gracemore Nursing and Rehab		3			3
CCRX OF NORTH CAROLINA, LLC		2	1	33%	3
INSPIRA MEDICAL CENTER VINELAND LAB		2	1	33%	3
MEDEXPRESS URGENT CARE - LITTLE ROCK		2	1	33%	3
MINUTECLINIC DIAGNOSTIC OF WISCONSIN,		3			3
OPP HEALTH AND REHABILITATION		3			3
AKRON GENERAL MEDICAL CENTER MAIN		3			3
CAREHERE LLC			3	100%	3
WEST TN HEALTH MED NORTH		3			3
LEESBURG COMMUNITY HEALTH CENTERS			3	100%	3
VICAR'S LANDING NURSING HOME		2	1	33%	3
BAYOU GARDENS DUNEDIN LLC		2			2
FLORIDA SCHOOL FOR THE DEAF & BLIND			2	100%	2
Mary Anna Nursing Home		2			2
MINUTE CLINIC DIAGNOSTIC OF KANSAS PA		2			2
Tidelands Health Rehabilitation Hospital			2	100%	2
ONSLOW COUNTY HEALTH DEPARTMENT			2	100%	2
CVS PA371POCT PHILADELPHIA		2			2
PALM BEACH DIGESTIVE ASSOCIATES			2	100%	2
STATE OF FLORIDA			2	100%	2
CVS M08581POCT BLUE SPRINGS		1	1	50%	2
Timber Ridge Health Care Center			2	100%	2
SUNSHINE PHARMACY		2			2
CITRUS PARK			2	100%	2
HCR MANOR CARE SERVICES OF FLORIDA III INC		2			2
UNM SANDOVAL REGIONAL MEDICAL CENTER		2			2
CREATIVE HEALTH CENTER			2	100%	2
LABRADOR PRIMARY CARE CENTER			2	100%	2
WASHINGTON STATE DEPARTMENT OF HEALTH PUBLIC HEALTH LABORATORIES			2	100%	2
ManorCare Health Services Peters Township		2			2
Warren Center for Rehabilitation and Nursing		2			2
ACCESS MEDICAL GROUP OF TAMPA II, INC		2			2
HAMILTON COUNTY HEALTH DEPARTMENT		2			2
SMITH NORTHVIEW HOSPITAL LAB			2	100%	2
OLYMPUS HEALTH AND PERFORMANCE			2	100%	2
FLORIDA MEDICAL CENTER OF CLEARWATER		2			2
PALM CITY NURSING AND REHAB CENTER			2	100%	2
NORTH DAKOTA VETERANS HOME		2			2
TWIN LAKES REHAB & HEALTHCARE		2			2
ASANTE THREE RIVERS MEDICAL CENTER LAB		2			2
CLEVELAND CLINIC IMAGING			2	100%	2
MEDEXPRESS URGENT CARE-SELINGSGROVE		2			2
OSF ST JOSEPH MEDICAL CENTER			2	100%	2
DALLAS BAPTIST UNIVERSITY - HEALTH SERVICES			2	100%	2

# COVID-19: testing by laboratory

Data through Apr 10, 2021 verified as of Apr 11, 2021 at 09:25 AM

Data in this report are provisional and subject to change.

The numbers in the table below represent the number of Florida and non-Florida residents for whom test results were received by the Department of Health. A person can be tested by more than one laboratory and can have both positive and negative results. **Therefore, the sum of the numbers in each column will be larger than the total number of people tested.**

Reporting lab	Inconclusive	Negative	Positive	Percent positive	Total
ARLINGTON DIALYSIS CENTER LLC		2			2
UMHC HOLLYWOOD LABORATORY			2	100%	2
Southern Pines Healthcare Center		1	1	50%	2
FLORIDA MEDICAL CLINIC, LLC			2	100%	2
POMERENE HOSPITAL			2	100%	2
TGH Brandon Healthplex Laboratory			2	100%	2
MED-LAKE LABORATORY, LLC			2	100%	2
AMERICAN RESEARCH CENTERS OF FLORIDA			2	100%	2
MEDEXPRESS URGENT CARE - CONWAY		2			2
URGENTMED PLANTATION			2	100%	2
MIDLAND MEMORIAL HOSPITAL			2	100%	2
PLANT CITY FAMILY CARE		2			2
ROYAL OAK MEDICAL CENTER LLC DBA CHARACTER FAMILY			2	100%	2
VA Ann Arbor HCS		1	1	50%	2
BLOSSOMS ASSISTED LIVING 1 LLC			2	100%	2
Jackson Health Care Facility			2	100%	2
VIRGINIA DEPT OF HEALTH OFFICE OF EPIDEMIOLOGY			2	100%	2
SHORE MEDICAL CENTER		2			2
SIMPLY HEALTHCARE AND WELLNESS CLINIC, PC			2	100%	2
Lenawee Medical Care Facility		2			2
UHEALTH CORAL SPRINGS			2	100%	2
CVS OH6185POCT PICKERINGTON		2			2
WEST COAST PEDIATRICS			2	100%	2
Kroger 745 - The Little Clinic Somerset		2			2
CVS CA9823POCT SACRAMENTO		2			2
CVS IN8639POCT TERRE HAUTE		2			2
HOPE HEALTH & WELLNESS		2			2
CVS OH2540POCT HILLIARD		2			2
VILLAGES HEALTH SYSTEM, LLC, THE			2	100%	2
ADVANCED FOOT AND ANKLE OF INDIAN RIVER		2			2
NYUMC CLINICAL LABORATORIES			2	100%	2
HEALTH PARTNERS REGIONAL HOSPITAL			2	100%	2
SYMPHONY OF BUFFALO GROVE		2			2
MOBILE PHLEBOTOMY SERVICES			2	100%	2
VAULT HEALTH			2	100%	2
BMC/JACSONVILLE		1	1	50%	2
MEDEXPRESS URGENT CARE - WICHITA, N MAIZE RD		1	1	50%	2
CARESPOT URGENT CARE		1	1	50%	2
WELL HEALTH LABS			2	100%	2
ALL PEDIATRIC CARE PA			2	100%	2
PALM COAST DIALYSIS		2			2
BENEVA LAKES ASSISTED LIVING CENTER			2	100%	2
EASTSIDE SPORTS COMPLEX			2	100%	2
WISE HEALTH SYSTEM		1	1	50%	2
STANFORD HEALTH CARE ANATOMIC PATHOLOGY & CLINICAL LAB			2	100%	2
DOCTOR'S IN-HOUSE LAB/COMMUNITY HEALTH CENTERS OF PINELLAS - JOHNNIE R			2	100%	2

# COVID-19: testing by laboratory

Data through Apr 10, 2021 verified as of Apr 11, 2021 at 09:25 AM

Data in this report are provisional and subject to change.

The numbers in the table below represent the number of Florida and non-Florida residents for whom test results were received by the Department of Health. A person can be tested by more than one laboratory and can have both positive and negative results. **Therefore, the sum of the numbers in each column will be larger than the total number of people tested.**

Reporting lab	Inconclusive	Negative	Positive	Percent positive	Total
BRANDYWYNE HEALTH CARE CENTER			2	100%	2
Camellia Gardens		2			2
PARKRIDGE MEDICAL CENTER			2	100%	2
INA		1	1	50%	2
CVS MI8287POCT MACOMB		2			2
NYU LANGONE HUNTINGTON MEDICAL GROUP		2			2
VAULT MEDICAL SERVICES		1	1	50%	2
Guilford Health Care Center		2			2
PM PEDIATRICS OF SELDEN, PLLC		2			2
CVS NC3514POCT STANLEY		2			2
MEDEXPRESS URGENT CARE-BLOOMFIELD AVEN		2			2
SPECIALTY LABORATORIES			2	100%	2
HAWAII DEPARTMENT OF HEALTH			2	100%	2
Great Lakes Health Center			2	100%	2
COLUMBIA COTTAGE		2			2
Walgreens #9890		2			2
CHI MEMORIAL PRIMARY CARE ASSOCIATES-A		2			2
RHODE ISLAND DEPARTMENT OF HEALTH LABORATORIES			2	100%	2
Advanced Rehabilitation and Healthcare of Wichita Falls		2			2
BERNHARDT LABORATORIES INC			2	100%	2
CVS IL2788POCT BUFFALO GROVE		2			2
Hartwell Health and Rehabilitation		2			2
Kroger 412 - The Little Clinic Oxford		2			2
Oakmont of Katy Nursing and Rehabilitation		2			2
MEDEXPRESS URGENT CARE - ROCKAWAY		2			2
MC MEDICAL			2	100%	2
METHODIST MANSFIELD MEDICAL CENTER			2	100%	2
FASTCARE LLC			2	100%	2
OAKMONT EAST- GREENVILLE SC, LLC		2			2
AFC URGENT CARE CLEVELAND			2	100%	2
Kroger 328 - The Little Clinic Henderson Road		2			2
HEARTLAND HOME HEALTH CARE		2			2
FLORIDA MENTOR FAULKNER GROUP HOME			2	100%	2
PUBLIC HEALTH LABORATORY	1		1	50%	2
ILLINOIS DEPT OF PUBLIC HEALTH LABS			2	100%	2
TRINITY DIALYSIS			2	100%	2
REGIONS HOSPITAL LABORATORY			2	100%	2
Buena Vista Care Center		2			2
Essex Center for Rehabilitation and Healthcare		2			2
BAPTIST HEALTHCARE - LAKEVIEW CENTER INC		2			2
ATHENA CARE RESOURCES LLC		2			2
CENTRAL FLORIDA FAMILY HEALTH CENTER		2			2
BLACKBAG DIGITAL HEALTH LLC		2			2
SOUTHEAST GEORGIA HEALTH SERVICES, LLC		2			2
OUR LADY OF THE LAKE REGIONAL MEDICAL CENTER			2	100%	2
INN AT LAPOSADA,THE			2	100%	2

# COVID-19: testing by laboratory

Data through Apr 10, 2021 verified as of Apr 11, 2021 at 09:25 AM

Data in this report are provisional and subject to change.

The numbers in the table below represent the number of Florida and non-Florida residents for whom test results were received by the Department of Health. A person can be tested by more than one laboratory and can have both positive and negative results. **Therefore, the sum of the numbers in each column will be larger than the total number of people tested.**

Reporting lab	Inconclusive	Negative	Positive	Percent positive	Total
POINT OF CARE PRIVATE HEALTH MANAGEMENT			2	100%	2
PEDIATRICS IN NORTH FLORIDA PA			2	100%	2
LAKELAND VOLUNTEERS IN MEDICINE INC		1	1	50%	2
MOBILE COUNTY HEALTH DEPARTMENT		1	1	50%	2
ASCENSION ST MICHAEL'S HOSPITAL LAB		1	1	50%	2
UNITY LONGPOND		2			2
CVS CA9497POCT IRVINE		2			2
ESCANDON DIAGNOSTIC CLINIC			2	100%	2
VA Greater LA HCS-Santa Maria OPC			2	100%	2
Overton Brooks VAMC		2			2
KJ MEDICAL PRACTICE PC		2			2
KEATING SPORTS CENTER		2			2
MCLAREN REGIONAL MEDICAL CENTER			2	100%	2
Kroger 687 - The Little Clinic Sugar Hill		1	1	50%	2
Crowne Health Care of Mobile		2			2
MINUTECLINIC DIAG OF IND, LLC #6250		2			2
ASANTE ROGUE REGIONAL MEDICAL CENTER L		2			2
CVS MA299POCT WORCESTER		2			2
EXCUSED ABSENCE PLLC		2			2
URGENT TEAM MANAGEMENT OF TENNESSEE, L		1	1	50%	2
HOLY TRINITY PHARMACY LLC		2			2
Kroger 409 - The Little Clinic Hebron Marketplace		1	1	50%	2
SPECTRA EAST INC		1	1	50%	2
MOORE CLINICAL RESEARCH INC			2	100%	2
VA WNYHCS - Buffalo Division		1	1	50%	2
BERGEN COUNTY SURGICAL AND ENDOSCOPY CENTER		2			2
THOMASVILLE REGIONAL MEDICAL CENTER		2			2
PruittHealth Lakehaven		2			2
EXPRESS CARE OF THE SHOALS		1	1	50%	2
STARR COUNTY MEMORIAL HOSPITAL			2	100%	2
EXPRESS CARE WALK-IN CLINIC			2	100%	2
ACN PHYSICIANS GROUP CORP			2	100%	2
GOOD SAMARITAN HOSPITAL		1	1	50%	2
CVS IL5797POCT CAROL STREAM		2			2
JOHNSON CITY MEDICAL CENTER		1	1	50%	2
Parkridge Specialty Care		2			2
TRUE HEALTH INC			2	100%	2
PALM WEST INTERNIST PA			2	100%	2
Iron County Medical Care Facility		2			2
SANITAS LAUDERDALE LAKES			2	100%	2
APALACHEE CENTER INC		2			2
UNIVERSITY HOSPITAL OF BROOKLYN		2			2
Kroger 020 - The Little Clinic Wheat Ridge		2			2
KEY WEST HMA PHYSICIAN MANAGEMENT, LLC			2	100%	2
Providence VAMC		2			2
Florida Baptist Retirement Center		1	1	50%	2

# COVID-19: testing by laboratory

Data through Apr 10, 2021 verified as of Apr 11, 2021 at 09:25 AM

Data in this report are provisional and subject to change.

The numbers in the table below represent the number of Florida and non-Florida residents for whom test results were received by the Department of Health. A person can be tested by more than one laboratory and can have both positive and negative results. **Therefore, the sum of the numbers in each column will be larger than the total number of people tested.**

Reporting lab	Inconclusive	Negative	Positive	Percent positive	Total
Eagle Health and Rehabilitation		2			2
NEMOURS CHILDREN'S URGENT CARE LAKE NONA			2	100%	2
VITAL CARE CLINIC, LLC			2	100%	2
TENNESSEE VALLEY HCS			2	100%	2
GULF COAST REGIONAL MEDICAL CARE	2				2
AZALEA HEALTH AND REHABILITATION	2				2
WE CARE HOME HEALTH SOLUTIONS LLC			2	100%	2
Virginia Gay Nursing and Rehab		2			2
MEDEXPRESS URGENT CARE - WOODBURY			2	100%	2
COBLESKILL REGIONAL HOSPITAL		2			2
WEST FLORIDA MEDICAL ASSOCIATES, PA			2	100%	2
MEDEXPRESS URGENT CARE - DERBY N ROCK		2			2
CVS AZ9277POCT TUCSON		2			2
SOMA MEDICAL CENTER PA #3 GREENACRES			2	100%	2
WAKULLA URGENT CARE & DIAGNOSTIC			2	100%	2
PATIENT FIRST MEDICAL CENTER-CARYTOWN			2	100%	2
OSF SAINT FRANCIS MEDICAL CENTER			2	100%	2
MEMORIAL HOSPITAL WEST			2	100%	2
REHOBOTH MCKINLEY CHRISTIAN HOSPITAL		2			2
MEMORIAL HOSPITAL OF TAMPA			2	100%	2
CATHOLIC HEALTH LABORATORY SERVICES		2			2
NORTH COUNTRY FAMILY HEALTH CENTER INC		2			2
SANIBEL MEDICAL CLINIC			2	100%	2
CAREWELL JW - WORCESTER LNC			2	100%	2
CORTLAND PARK REHABILITATION AND NURSING CENTER		1	1	50%	2
ASSOCIATES IN INTERNAL MEDICINE PA			2	100%	2
TLC MEDICAL			2	100%	2
LACORP		1	1	50%	2
ATLANTIC DIAGNOSTICS			2	100%	2
UNIVERSITY OF MISSOURI HEALTH CARE			2	100%	2
PEDIATRIC HEALTH CARE		1	1	50%	2
The Laurels of Hendersonville		2			2
PHYSICIANS LABORATORY SERVICES			2	100%	2
CVS TX7151POCT HUMBLE		2			2
Lake Charles Healthcare LLC dba Landmark Lake Charles			2	100%	2
GOUVERNEUR HOSPITAL LABORATORY		2			2
Kroger 426 - The Little Clinic Suwanee		2			2
ADVOCATE SHERMAN HOSPITAL			2	100%	2
RAPID MD			2	100%	2
KIVA AT MOUNT DORA			2	100%	2
SHELL POINT HOME HEALTH			2	100%	2
PALM MEDICAL CENTER - PLANT CITY		2			2
DELRAY BEACH HEALTH CENTER			2	100%	2
SELECT MEDICAL CLINIC			2	100%	2
CVS CA8861POCT BUENA PARK		2			2
ADVANCED MEDICAL OF FLORIDA			2	100%	2

# COVID-19: testing by laboratory

Data through Apr 10, 2021 verified as of Apr 11, 2021 at 09:25 AM

Data in this report are provisional and subject to change.

The numbers in the table below represent the number of Florida and non-Florida residents for whom test results were received by the Department of Health. A person can be tested by more than one laboratory and can have both positive and negative results. **Therefore, the sum of the numbers in each column will be larger than the total number of people tested.**

Reporting lab	Inconclusive	Negative	Positive	Percent positive	Total
CVS CA9858POCT SANTA CLARITA		2			2
Kroger 130 - The Little Clinic Colorado Springs		2			2
RUST MEDICAL CENTER		2			2
PRECISION DIAGNOSTIC INC		2			2
Beecher Manor Nursing and Rehabilitation Center		2			2
ST ANTHONY COMMUNITY HOSPITAL LAB		1	1	50%	2
SANTA ROSA COUNTY HEALTH DEPARTMENT			2	100%	2
VA CBOC			2	100%	2
GIGI WOOD DAVIS DO-FAMILY MEDICINE		2			2
WOODHILLS LABS			2	100%	2
WALKONCLINIC			2	100%	2
COUNTRY COTTAGE		2			2
NEW YORK CITY DEPARTMENT OF HEALTH			2	100%	2
Michael J Crescenz VA Outpatient Dialysis Center		2			2
ROCKEFELLER UNIVERSITY CLINICAL GENOMICS LABORATOR		2			2
WATERS PEDIATRIC CENTER			2	100%	2
SKY LAKES MEDICAL CENTER		2			2
St. Luke's Care Center		2			2
MINUTECLINIC DIAGNOSTIC OF KANSAS, PC		2			2
TMH EC NORTHEAST LABORATORY			2	100%	2
MINUTECLINIC DIAGNOSTIC PA #7110		2			2
NORTH OKALOOSA PHYSICIAN GRP - WALK IN CLINIC			2	100%	2
SHANDS JACKSONVILLE CLINICAL CENTER		1	1	50%	2
COASTAL MEDICAL LAB			2	100%	2
Cedar Valley Nursing & Rehab Center		2			2
Mount Olivet Careview Home		2			2
LEGACY ER & URGENT CARE - FRISCO WEST			2	100%	2
MIDWAY PRIMARY CARE LLC		2			2
Church Creek SNF			2	100%	2
VENETIAN GARDENS		2			2
WEST HOUSTON MEDICAL CENTER			2	100%	2
FLORIDA MEDICAL CLINIC CARDIOLOGY-ZH			2	100%	2
COLD SPRING HILLS CENTER FOR NURSING A		2			2
ORLANDO LUTHERAN TOWERS		1	1	50%	2
MARLBORO URGENT CARE		2			2
JEFFERSON WASHINGTON TOWNSHIP HOSPITAL		2			2
Elba Nursing and Rehabilitation Center, LLC		2			2
EXCEPTIONAL EMERGENCY CENTER - AMARILLO			2	100%	2
CVS OH4327POCT PAINESVILLE		2			2
ROUTE 16 PHARMACY LLC DBA HOLLAND PHAR		2			2
MEDEXPRESS URGENT CARE - LINCOLN VILLA		2			2
SAWGRASS PEDIATRIC PARTNERS LLC			2	100%	2
ACCESS MEDICAL GROUP OF FLORIDA CITY			2	100%	2
SWEDISH COVENANT HOSPITAL			2	100%	2
SHERIDAN AT HOBE SOUND, THE			2	100%	2
OPTUM PRIMARY CARE		1	1	50%	2

# COVID-19: testing by laboratory

Data through Apr 10, 2021 verified as of Apr 11, 2021 at 09:25 AM

Data in this report are provisional and subject to change.

The numbers in the table below represent the number of Florida and non-Florida residents for whom test results were received by the Department of Health. A person can be tested by more than one laboratory and can have both positive and negative results. **Therefore, the sum of the numbers in each column will be larger than the total number of people tested.**

Reporting lab	Inconclusive	Negative	Positive	Percent positive	Total
DMC UNIVERSITY LABORATORIES		1	1	50%	2
CARTERSVILLE MEDICAL CENTER			2	100%	2
ROPER HOSPITAL			2	100%	2
CARE ATC SUN HYDRAULICS TALLAVAST			2	100%	2
CVS NJ2508POCT MANALAPAN		2			2
MASSACHUSETTS DEPARTMENT OF HEALTH			2	100%	2
UTMB PATHOLOGY CLINICAL SERVICES LABORATORY			2	100%	2
WALGREENS NO 10512		1	1	50%	2
CHRISTUS SPOHN HOSPITAL			2	100%	2
MINUTECLINIC MINUTECLINIC #4978		1	1	50%	2
INTERNAL MEDICINE SPECIALISTS MEDICAL GROUP, PA		2			2
LEHIGH MEDICAL AND RESEARCH CENTER, INC			2	100%	2
GRASSY SPRAIN PHARMACY INC		2			2
IP BOISE 1		1	1	50%	2
MID-FLORIDA HEMATOLOGY AND ONCOLOGY CENTERS		2			2
MEDEXPRESS URGENT CARE - SOUTH CHARLESTON		2			2
MEDICAL ASSOCIATES OF BREVARD DR S VYAS			2	100%	2
LIFESPRING COMMUNITY HEALTH		2			2
MEDEXPRESS URGENT CARE - LINCOLN N 26T		2			2
REELFOOT FAMILY WALK IN CLINIC - TIPT		2			2
FEDERAL CORRECTIONAL INSTITUTION MARIANNA			2	100%	2
VELOCITY URGENT CARE			2	100%	2
NORTHSIDE FAMILY MEDICINE AND URGENT CARE (EAST COBB)		2			2
SHELBYVILLE HOSPITAL COMPANY		2			2
Kroger 686 - The Little Clinic Farragut		2			2
HEALTH GROUP CENTER INC			2	100%	2
CVS NC2559POCT CHARLOTTE		2			2
Kroger 477 - The Little Clinic Fort Mitchell		2			2
MIRAMAR KIDNEY CENTER		1	1	50%	2
AHC Forest cove		2			2
CITRUS DERMATOLOGY			2	100%	2
MEDEXPRESS URGENT CARE - MARTINSVILLE		2			2
UPSON REGIONAL MEDICAL CENTER		1	1	50%	2
NORTON IMMEDIATE CARE CENTER - PRESTON			2	100%	2
CATSKILL REGIONAL MEDICAL CENTER		2			2
SHEPHERD CENTER CLINICAL LABORATORY		2			2
LINIL VISITING NURSES, INC		2			2
ANDERSON COUNTY HOSPITAL			2	100%	2
Bethel Lutheran Home		2			2
HAPPY KIDZ PEDIATRICS PL		1	1	50%	2
BIOHEALTH MEDICAL LAB INC			2	100%	2
SOUTH DAKOTA DEPARTMENT OF HEALTH		2			2
RIDGEFIELD PEDIATRIC ASSOCIATES		2			2
CVS NH1004POCT SALEM		1	1	50%	2
IN & OUT URGENT CARE METAIRIE			2	100%	2
TRICORE REFERENCE LABORATORY		1	1	50%	2

# COVID-19: testing by laboratory

Data through Apr 10, 2021 verified as of Apr 11, 2021 at 09:25 AM

Data in this report are provisional and subject to change.

The numbers in the table below represent the number of Florida and non-Florida residents for whom test results were received by the Department of Health. A person can be tested by more than one laboratory and can have both positive and negative results. **Therefore, the sum of the numbers in each column will be larger than the total number of people tested.**

Reporting lab	Inconclusive	Negative	Positive	Percent positive	Total
WURLAND NURSING AND REHABILITATION, L		2			2
BAPTIST HOSPITAL PRIMARY CARE GULF BREEZE			2	100%	2
CVS OH3980POCT KENT		2			2
Kroger 127 - The Little Clinic Lakewood-Alameda		2			2
ASHLEY PEDIATRICS			2	100%	2
MEDEXPRESS URGENT CARE-VINLAND SOUTH		1	1	50%	2
LOWELL GENERAL HOSPITAL			2	100%	2
LONG, SARAH		1	1	50%	2
CVS MA2600POCT WEYMOUTH		1	1	50%	2
RIGHT AT HOME			2	100%	2
CHILDREN'S MEDICAL CENTER-EAST ORLANDO			2	100%	2
UNIVERSITY URGENT CARE			2	100%	2
FALMOUTH HOSPITAL		1	1	50%	2
DESERT HOSPITAL/CPHU CLINICAL LABORATORY			2	100%	2
Alden Terrace of McHenry			2	100%	2
LAKEVIEW HEALTH CARE SYSTEM LLC			2	100%	2
ORLANDO HEALTH MEDICAL GROUP		1	1	50%	2
PINELLAS CHD - CLEARWATER		1	1	50%	2
BROOKDALE PALM BEACH GARDENS			2	100%	2
LEXINGTON PLACE			2	100%	2
CARELINE PHARMACY AND HEALTHCARE SERVICES		1	1	50%	2
LIFELINK TRANSPLANT INSTITUTE LAB		1	1	50%	2
KIDSVILLE PEDIATRICS IV PA		1	1	50%	2
METHODIST SPECIALTY CARE CENTER		2			2
NORTHSIDE HOSPITAL D/B/A ARTHRITIS		2			2
THE RIM URGENT CARE			2	100%	2
CVS MA41POCT TAUNTON		2			2
PENSACOLA MEDICAL CLINIC LLC			2	100%	2
The Grand Rehabilitation & Nursing Utica		2			2
EASTERN NIAGARA HOSPITAL		2			2
CLINICAL REFERENCE LABORATORY, INC		2			2
FL DEPT OF HEALTH MARION COUNTY MOBILE HEALTH UNIT			2	100%	2
Waycross Health and Rehabilitation		2			2
ELMHURST MEMORIAL HOSPITAL			2	100%	2
Eugene J. Towbin Healthcare Center		2			2
RAPID RESULT CORP LLC		1	1	50%	2
CVS MINUTE CLINIC #5836		2			2
SCDHEC BUREAU OF LABORATORIES			2	100%	2
Manorcare Health Services - Williamsport South		2			2
LABTOX LABORATORIES			2	100%	2
Avanti Wellness and Rehab			2	100%	2
HCA HOUSTON ER 24/7			2	100%	2
RENFREW CENTERS INC		2			2
Manor Care-Kingston Court of York PA, LLC		2			2
MELBOURNE URGENT CARE			2	100%	2
KANSAS CITY VA MEDICAL CENTER			2	100%	2



# COVID-19: testing by laboratory

Data through Apr 10, 2021 verified as of Apr 11, 2021 at 09:25 AM

Data in this report are provisional and subject to change.

The numbers in the table below represent the number of Florida and non-Florida residents for whom test results were received by the Department of Health. A person can be tested by more than one laboratory and can have both positive and negative results. **Therefore, the sum of the numbers in each column will be larger than the total number of people tested.**

Reporting lab	Inconclusive	Negative	Positive	Percent positive	Total
MAGNOLIA ADULT, LLC			2	100%	2
EXPRESS PHARMACY INC		1	1	50%	2
CVS NV5942POCT LAS VEGAS		2			2
Medilodge of Monroe		2			2
MEDEXPRESS - WILMINGTON KIRKWOOD HIGHWAY		2			2
PATIENT FIRST-BATTLEFIELD			2	100%	2
CONCENTRA - PLANT CITY		2			2
NEWTON MEMORIAL HOSPITAL		2			2
EMORY JOHNS CREEK HOSPITAL		2			2
MAYO CLINIC COUMADIN CLINIC LABORATORY		1	1	50%	2
Walgreens #12427		1	1	50%	2
SWEETWATER NURSING CENTER		2			2
Sanford Health & Rehabilitation			2	100%	2
CVS MA38POCT CHARLTON		2			2
MINUTECLINIC #1773		2			2
BAPTIST HOSPITAL INTERNAL MEDICINE GULF BREEZE			2	100%	2
RDX BIOSCIENCE INC			2	100%	2
SPECTRUM HEALTH			2	100%	2
AYASS BIOSCIENCE LLC			2	100%	2
AHC PARIS		2			2
VETERANS AFFAIRS MEDICAL CENTER - GREATER LOS ANGELES			2	100%	2
PANCARE HEALTH - SNEADS ELEMENTARY			2	100%	2
TANNER MEDICAL CENTER LABORATORY		2			2
SOUTHERN BREEZE HEALTHCARE		1	1	50%	2
Chatham Nursing and Rehab Center		2			2
TMH PHYSICIAN PARTNERS MONTICELLO		1	1	50%	2
SPRINGHILL SENIOR RESIDENCE		2			2
STUART SURGERY CENTER, LLC			2	100%	2
OMEGA RESEARCH CONSULTANTS			2	100%	2
SIGNAL DIAGNOSTICS DBA FLOWHEALTH LABS			2	100%	2
MEMORIAL SLOAN KETTERING CANCER CENTER		1	1	50%	2
LAB PLUS, LLC AT ASCENSION SAINT THOMA		2			2
SPRING HILL REGIONAL HOSPITAL			2	100%	2
INTEGRITY CLINICAL RESEARCH CENTER INC		1	1	50%	2
FLORIDA COMMUNITY HEALTH CENTERS, INC.			2	100%	2
CVS IN6555POCT BROWNSBURG		2			2
STUDENT HEALTH SERVICES			2	100%	2
ADVANTA ANALYTICAL LABORATORIES			2	100%	2
RAPID MEDLAB (002MO)		2			2
Bedford Care Center of Hattiesburg		2			2
Kroger 400 - The Little Clinic Hartley Bridge Rd		1	1	50%	2
SYNEOS HEALTH			2	100%	2
CITY OF NEW YORK DEPARTMENT OF HEALTH			2	100%	2
FRASER MEMORIAL HOSPITAL		1	1	50%	2
CVS AZ5892POCT LAWEEN		2			2
Alden Des Plaines			2	100%	2

# COVID-19: testing by laboratory

Data through Apr 10, 2021 verified as of Apr 11, 2021 at 09:25 AM

Data in this report are provisional and subject to change.

The numbers in the table below represent the number of Florida and non-Florida residents for whom test results were received by the Department of Health. A person can be tested by more than one laboratory and can have both positive and negative results. **Therefore, the sum of the numbers in each column will be larger than the total number of people tested.**

Reporting lab	Inconclusive	Negative	Positive	Percent positive	Total
FLORIDA KEYS PED & ADOLES CTR			2	100%	2
LARKIN COMMUNITY HOSPITAL PALM SPRINGS CAMPUS		1	1	50%	2
SPARTANBURG REGIONAL MEDICAL CENTER			2	100%	2
EXPRESSCARE URGENT CARE CENTER			2	100%	2
SOUTH TAMPA AFTER HOURS CLINIC			2	100%	2
SOWAL HEALTH & DRUG			2	100%	2
University Center East			2	100%	2
BFT LAB			2	100%	2
MAGNOLIA MANOR OF COLUMBUS		2			2
GILBERT MEDICAL GROUP			2	100%	2
ISLAND NURSING HOME		1	1	50%	2
MILLERSVILLE UNIVERSITY HEALTH SERVICE		2			2
NOVA SOUTHEASTERN UNIVERSITY - STUDENT MEDICAL CTR			2	100%	2
APPLING NURSING & REHABILITATION PAVIL		2			2
EVERYBODY'S FAMILY CLINIC		2			2
FHCP ASC - ORANGE CITY			2	100%	2
KAISER SUNNYSIDE MEDICAL CTR LAB		2			2
CVS MA2125POCT NATICK		1	1	50%	2
The Palms Nursing and Rehabilitation		1	1	50%	2
NORTH MANATEE HEALTH CARE CENTER			2	100%	2
UNIVERSTIY OF ILLINOIS HOSPITAL			2	100%	2
MINUTECLINIC DIAGNOSTIC, PA #10252		2			2
PRECISION CLINICAL RESEARCH			2	100%	2
COASTAL PEDIATRIC CARE			2	100%	2
MEDEXPRESS URGENT CARE, MOSSIDE		2			2
WISCONSIN STATE LABORATORY OF HYGIENE		1	1	50%	2
Edinboro Manor		2			2
RANDOLPH COUNTY HEALTH & REHABILITATIO		2			2
TULANE MEDICAL CENTER			2	100%	2
UHEALTH CARDIOLOGY			2	100%	2
CVS NC4169POCT FAYETTEVILLE		2			2
BROOKDALE ALTAMONTE SPRINGS			2	100%	2
SOUTHERN TENNESSEE MEDICAL CENTER			2	100%	2
HPH HOME CARE		1	1	50%	2
MEDEXPRESS URGENT CARE - BENTON		2			2
FLORIDA CLINICAL LABORATORY INC			2	100%	2
NORTHSIDE FAMILY MEDICINE AND URGENT CARE (HOLLY SPRINGS)		2			2
CVS IN6559POCT AVON		2			2
CHESTERFIELD HEALTHCARE GROUP, INC		2			2
BIRMINGHAM INTERNAL MEDICINE ASSOCIATE		1	1	50%	2
BOND COMMUNITY HEALTH CENTER			2	100%	2
LAREDO EMERGENCY ROOM			2	100%	2
ADVENTHEALTH IMAGING PARTIN SETTLEMENT			2	100%	2
LAKE SUCCESS EXTENDED CARE		2			2
VA OUTPATIENT PHARMACY			2	100%	2
LILY PHARMACY		2			2

# COVID-19: testing by laboratory

Data through Apr 10, 2021 verified as of Apr 11, 2021 at 09:25 AM

Data in this report are provisional and subject to change.

The numbers in the table below represent the number of Florida and non-Florida residents for whom test results were received by the Department of Health. A person can be tested by more than one laboratory and can have both positive and negative results. **Therefore, the sum of the numbers in each column will be larger than the total number of people tested.**

Reporting lab	Inconclusive	Negative	Positive	Percent positive	Total
GERM BUSTERS 911 LLC			2	100%	2
FLORIDA DEPARTMENT OF HEALTH IN ESCAMBIA COUNTY		1	1	50%	2
POPLAR HEALTHCARE			2	100%	2
STATCARE URGENT AND WALK-IN			2	100%	2
CVS MA654POCT ACTON		2			2
JUPITER PEDIATRIC ASSOCIATES, PA		1	1	50%	2
WillowBrooke Court at Southampton Estates		2			2
MD NOW URGENT CARE CENTER INC.			2	100%	2
BUFFALO CROSSINGS HEALTHCARE AND REHABILITATION CENTER			2	100%	2
Glenis Dr VA Outpatient Clinic		2			2
WOMENS CARE FLORIDA LLC-LABORATORY		2			2
The Suites at Western Home Communities		2			2
JULIE STAATS DO		2			2
CROSSROADS URGENT CARE DBA URGENT TEA		2			2
Q ALL CARE MEDICAL PC		2			2
STOP URGENT CARE			2	100%	2
STAGES OF LIFE MEDICAL INSTITUTE			2	100%	2
CVS MA217POCT TEWKSBURY		2			2
AL MANI HEALTH INSTUTUTE		2			2
AFC PHYSICIANS OF FLORIDA, PA			2	100%	2
ALLEGHENY GENERAL HOSPITAL			2	100%	2
ST. ELIZABETH HEALTHCARE			2	100%	2
BUCKINGHAM PAVILION INC		2			2
NORTHEAST FLORIDA HEALTH SERVICES, INC DBA FAMILY HEALTH SOURCE			2	100%	2
Workmens Circle Multicare Center		2			2
MANSFIELD MEDICAL LODGE			2	100%	2
CVS OH3329POCT LAKEWOOD		2			2
HUMC		1	1	50%	2
Lynwood		2			2
GET WELL EXPRESS URGENT CARE & WALK-IN CLINIC			2	100%	2
TRIDENT ANTI AGING LLC			2	100%	2
HEALTH EXPRESS URGENT CARE			2	100%	2
BAYCARE LABORATORIES			2	100%	2
LIFETIME FAMILY URGENT CARE			2	100%	2
MEDEXPRESS URGENT CARE PENNSVILLE		2			2
AHC Humboldt		2			2
SUNBRIDGE CARE & REHAB FOR DECATUR		2			2
HOME ACCESS HEALTH			2	100%	2
DURAND SENIOR CARE & REHAB CENTER		2			2
FLORIDA PRIMARY CARE CENTER PA		2			2
EDGEWATER RETIREMENT MANOR			2	100%	2
JOHN D. ARCHBOLD MEM. HOSPITAL			2	100%	2
NEMOURS CHILDREN'S PRIMARY CARE OF VERO BEACH			2	100%	2
COVANCE			2	100%	2
YOUTH AND YOU, INC		2			2
MINUTECLINIC DIAGNOSTIC OF VIRGINIA, LLC #1980		2			2

# COVID-19: testing by laboratory

Data through Apr 10, 2021 verified as of Apr 11, 2021 at 09:25 AM

Data in this report are provisional and subject to change.

The numbers in the table below represent the number of Florida and non-Florida residents for whom test results were received by the Department of Health. A person can be tested by more than one laboratory and can have both positive and negative results. **Therefore, the sum of the numbers in each column will be larger than the total number of people tested.**

Reporting lab	Inconclusive	Negative	Positive	Percent positive	Total
MC DIAGNOSTIC OF CONNECTICUT, PC #252		1	1	50%	2
BAYLOR SCOTT & WHITE COMPREHENSIVE WOUND			2	100%	2
CRUC CMCH-COVID-19		2			2
UK HEALTHCARE			2	100%	2
DOCTORS CARE - AIKEN MALL			2	100%	2
PROSPECT URGENT CARE			2	100%	2
ROCKWALL URGENT CARE			2	100%	2
PRONTO URGENT CARE			2	100%	2
EASTERN NEW MEXICO UNIVERSITY STUDENT		2			2
JRS LABORATORY			2	100%	2
BAYCARE OUTREACH LAB WH SOUTH			2	100%	2
CDK LIBERTY ENTERPRISES, LLC		2			2
SYLVAN NURSING			2	100%	2
MEDEXPRESS URGENT CARE - MYLAN			2	100%	2
CVS MA1877POCT NORTON		2			2
Louis Stokes Cleveland VA - Midtown Dialysis Center		2			2
MAYO CLINIC GROUP PRACTICE LABORATORY			2	100%	2
CONEMAUGH MEMORIAL MEDICAL CENTER		2			2
Beth Sholom Home of Eastern Virginia		1	1	50%	2
Absolut Care at Three Rivers		2			2
GOSHEN MEDICAL CENTER			2	100%	2
BICKERTON, DAWN		2			2
MINUTECLINIC DIAGNOSTICS OF OKLAHOMA		2			2
JASPER MEMORIAL HOSPITAL		1	1	50%	2
SUMMERFIELD RETIREMENT LIVING, INC			2	100%	2
WHITESANDS OUTPATIENT TREATMENT		2			2
BAPTIST HOSPITAL LABORATORY			2	100%	2
ROBINSON FAMILY CLINIC PA			2	100%	2
TALLAHASSEE MEMORIAL HEALTHCARE FAMILY MED RESIDENCY			2	100%	2
MEDAILLE COLLEGE WELLNESS CENTER		2			2
INNOVATIVE CARE II LLC			2	100%	2
PLAINS REGIONAL MEDICAL CENTER		2			2
SIGNATURE CARE LEWISVILLE-EMERGENCY CENTER		1	1	50%	2
ADVENT HEALTH CENTRAL TEXAS		1	1	50%	2
MCGUFFEY HEALTH CARE CENTER INC		2			2
INTEAM HEALTH, INC.			2	100%	2
Sevierville Health and Rehabilitation		2			2
WillowBrooke Court at Westminster Village		2			2
DUBOIS CONTINUUM OF CARE COMMUNITY INC		2			2
INTEGRATED REGIONAL LABS			2	100%	2
NEW BRIDGE MEDICAL CENTER		2			2
DEPT OF HEALTH			2	100%	2
BAYMEADOWS PRIMARY CARE		2			2
DRR JMC URGENT CARE DONALD ROSS			2	100%	2
Good Samaritan Society Waukon		2			2
ST JOHN'S RIVERSIDE HOSPITAL		2			2

# COVID-19: testing by laboratory

Data through Apr 10, 2021 verified as of Apr 11, 2021 at 09:25 AM

Data in this report are provisional and subject to change.

The numbers in the table below represent the number of Florida and non-Florida residents for whom test results were received by the Department of Health. A person can be tested by more than one laboratory and can have both positive and negative results. **Therefore, the sum of the numbers in each column will be larger than the total number of people tested.**

Reporting lab	Inconclusive	Negative	Positive	Percent positive	Total
TWELVE OAKS RECOVERY CENTER			2	100%	2
CORNERSTONE MEDICAL CARE OF BRANDON		2			2
LAB CORP OF AMER SAN DIEGO			2	100%	2
OELWEIN HEALTH CARE CENTER		2			2
BAYSHORE MEDICAL CENTER			2	100%	2
ENVOY OF FORK UNION, LLC DBA ENVOY AT THE VILLAGE		2			2
FRESENIUS KIDNEY CARE SOUTH ST PETERSBURG			2	100%	2
MATHER HOSPITAL			2	100%	2
TRINITAS REGIONAL MEDICAL CENTER		1	1	50%	2
PUBLIX PHARMACY #1092		2			2
FALCON HEALTH CENTER			2	100%	2
TEXAS REGIONAL ASTHMA & ALLERGY CENTER			2	100%	2
MEDEXPRESS URGENT CARE - VINELAND S MA		2			2
DEER'S HEAD CENTER		2			2
FLORIDA DEPARTMENT OF HEALTH PINELLAS COUNTY- PHYSICIANS PREMIER			2	100%	2
ADVENTIST HINSDALE HOSPITAL LABORATORY			2	100%	2
CARE ATC ARLINGTON CENTRAL PARK		2			2
HOUSTON HEALTH DEPARTMENT - BUREAU OF LABORATORY SERVICES			2	100%	2
DNA DIAGNOSTICS CENTER		2			2
BIONIC TECHNOLOGIES CORPORATION			2	100%	2
MEDEXPRESS URGENT CARE - ST CLAIR, CLOVER DR.		1	1	50%	2
EAST CORE LAB			2	100%	2
SOUTHEASTERN INSTITUTE OF RESTORATIVE MEDICINE		1	1	50%	2
Holiday Retirement Home			2	100%	2
CVS KY2332POCT GEORGETOWN		1	1	50%	2
PRIMARY CARE SERVICES AT EDGEWATER		2			2
CLEAR LAKE REGIONAL MEDICAL CENTER			2	100%	2
OAKMONT WEST- GREENVILLE SC		2			2
HAMILTON CHD		2			2
Kroger 667 - The Little Clinic Litchfield Park		2			2
AMERICAN MEDICAL LABORATORIES			2	100%	2
Kroger 550 - The Little Clinic Bellevue		2			2
CVS OH4301POCT NORTHFIELD		2			2
SIMMONS			2	100%	2
SOUTHEASTERN IMMEDIATE CARE- MILLEDGEVILLE GA			2	100%	2
SENDER RETREAT ADULT DAY CARE CENTERS			2	100%	2
CARTER BLOOD CARE			2	100%	2
PIEDMONT ROCKDALE HOSPITAL		2			2
CVS CA9145POCT SANTEE		1	1	50%	2
BAYLOR COLLEGE OF MEDICINE			2	100%	2
AUGUSTA HEALTH SKILLED CARE			2	100%	2
PENINSULA REGIONAL MED CTR LAB			2	100%	2
WEAKLEY COUNTY REHAB AND NURSING CENTER		2			2
RAPID URGENT CARE - ALBANY			2	100%	2
JUST BELIEVE RECOVERY CENTER			2	100%	2

# COVID-19: testing by laboratory

Data through Apr 10, 2021 verified as of Apr 11, 2021 at 09:25 AM

Data in this report are provisional and subject to change.

The numbers in the table below represent the number of Florida and non-Florida residents for whom test results were received by the Department of Health. A person can be tested by more than one laboratory and can have both positive and negative results. **Therefore, the sum of the numbers in each column will be larger than the total number of people tested.**

Reporting lab	Inconclusive	Negative	Positive	Percent positive	Total
CVS AZ5477POCT SURPRISE		2			2
UNIVERSITY OF MARYLAND MEDICAL CENTER			2	100%	2
PALMS OF FT MYERS,THE			2	100%	2
COLONIAL VILLA GOOD SAMARITAN CENTER		2			2
ManorCare Rehab Center of Marietta		2			2
GREEN RIVER MEDICAL CENTER			2	100%	2
Durham VAMC		2			2
CVS MO5724POCT KANSAS CITY		2			2
SENECA HEALTH CARE CENTER		2			2
Jacob's Creek Nursing and Rehabilitation Center		2			2
NAVAL HOSPITAL CAMP PENDLETON			2	100%	2
LIFT HEALTH		2			2
MIDWAY SPECIALTY CARE CENTER INC		2			2
MILFORD REGIONAL HOSPITAL			2	100%	2
HOME CARE PHARMACY OF PALM COAST INC		2			2
CHRISTIAN REST HOME ASSOC		2			2
PPD CLINICAL RESEARCH UNIT			2	100%	2
RIVERSIDE METHODIST HOSPITAL LAB			2	100%	2
TSALI CARE CENTER		2			2
VALUE DRUGS GREENLAWN INC		2			2
LAWRENCE GENERAL HOSPITAL			2	100%	2
RRMC CREEKSIDE LAB		2			2
MEMORIAL HEALTH UNIVERSITY MEDICAL CENTER			2	100%	2
PALM BAY COMMUNITY OUTPATIENT CLINIC		2			2
MERCY HEALTH LAB		1	1	50%	2
CVS OH6167POCT ASHLAND		2			2
MY PHARMACY			2	100%	2
SIENA COLLEGE SPORTS MEDICINE CENTER		2			2
NAVAL BRANCH MEDICAL CLINIC			2	100%	2
SOUTH HILLSBOROUGH CBOC			2	100%	2
CVS MD1490POCT GAITHERSBURG		2			2
ROYAL CARE MEDICAL CENTER			2	100%	2
CHARLOTTE COUNTY HEALTH DEPARTMENT			2	100%	2
PT&J REHAB LLC		1	1	50%	2
PRIMARY HEALTH CARE ASSOCIATES INC			2	100%	2
WALGREENS #06583		2			2
AGILE URGENT CARE			2	100%	2
PALOS COMMUNITY HOSPITAL LABORATORY			2	100%	2
SACRED HEART HOSPITAL ON THE EMERALD			2	100%	2
NATHAN LITTAUER HOSPITAL LAB		2			2
HEALTH & REHAB CTR AT DOLPHINS VIEW, THE			2	100%	2
DALLAS MEDICAL CENTER			2	100%	2
Wetumpka Health and Rehab, LLC		2			2
Van Wert Manor		2			2
ST LUKES HOSPITAL			2	100%	2
SUNCOAST BLOOD BANK			2	100%	2

# COVID-19: testing by laboratory

Data through Apr 10, 2021 verified as of Apr 11, 2021 at 09:25 AM

Data in this report are provisional and subject to change.

The numbers in the table below represent the number of Florida and non-Florida residents for whom test results were received by the Department of Health. A person can be tested by more than one laboratory and can have both positive and negative results. **Therefore, the sum of the numbers in each column will be larger than the total number of people tested.**

Reporting lab	Inconclusive	Negative	Positive	Percent positive	Total
UC CORAL GABLES			2	100%	2
CVS NV5286POCT HENDERSON		2			2
MINUTECLINIC DIAGNOSTIC MEDICAL		2			2
RIVER CITY MEDICAL ASSOCIATES, INC			2	100%	2
BAPTIST HEALTH LEXINGTON			2	100%	2
BROOKS -TLC HOSPITAL SYSTEM			2	100%	2
PM PEDIATRICS OF BAYSIDE PLLC - HOPEWELL JUNCTION		2			2
CVS NE5714POCT OMAHA		1	1	50%	2
WALGREENS #15495		1	1	50%	2
MOUNT SINAI MEDICAL CENTER OF FLORIDA, INC			2	100%	2
Kroger 519 - The Little Clinic Georgesville Square		2			2
SOMA MEDICAL CENTER P.A. #4			2	100%	2
CVS NV8784POCT LAS VEGAS		1	1	50%	2
CSS- TWELVE OAKS			2	100%	2
MAJESTIC GUARDIANS			2	100%	2
BAY CORRECTIONAL AND REHABILITATION FACILITY			2	100%	2
MI Nursing Restorative Center		2			2
Cottage of the Shoals		2			2
CVS MA1179POCT HUDSON		1	1	50%	2
POMONA VALLEY COMMUNITY HOSPITAL			2	100%	2
MID AMERICA CLINICAL LABS			2	100%	2
ARCPPOINTLABS OF VIRGINIA BEACH		1	1	50%	2
UNIVERSITY OF TEXAS AT EL PASO, THE			2	100%	2
VANAYER HEALTHCARE AND REHAB CENTER		2			2
WELLNESS MEDICAL CLINIC			2	100%	2
APC PEDIATRICS			2	100%	2
CVS NM7242POCT ALBUQUERQUE		2			2
WESTMINSTER SUNCOAST			2	100%	2
DUKE HEALTH REGIONAL HOSPITAL			2	100%	2
Greystone Nursing and Rehab, LLC			2	100%	2
A G RHODES HOME AT WESLEY WOODS		2			2
CVS AZ7075POCT CHANDLER		2			2
GENETIC ASSAYS INC			2	100%	2
Walgreens #9278		2			2
Iowa Veterans Home		2			2
ORMOND BEACH URGENT CARE			2	100%	2
THE EDGEWATER AND WATERMAN VILLAGE			2	100%	2
UNIVERSITY COMMUNITY HEALTH SERVICES		1	1	50%	2
BUEN PASTOR MEDICAL CENTER, INC			2	100%	2
PHOEBE BERKS HEALTH CARE CENTER		2			2
HOCHBERG LOWER SCHOOL		2			2
IN AND OUT URGENT CARE			2	100%	2
MINERS COLFAX MEDICAL CENTER		2			2
METROHEALTH SYSTEM			2	100%	2
BIOMAT USA			2	100%	2
LAKE BALDWIN			2	100%	2

# COVID-19: testing by laboratory

Data through Apr 10, 2021 verified as of Apr 11, 2021 at 09:25 AM

Data in this report are provisional and subject to change.

The numbers in the table below represent the number of Florida and non-Florida residents for whom test results were received by the Department of Health. A person can be tested by more than one laboratory and can have both positive and negative results. **Therefore, the sum of the numbers in each column will be larger than the total number of people tested.**

Reporting lab	Inconclusive	Negative	Positive	Percent positive	Total
PROFESSIONAL DIALYSIS CENTER			2	100%	2
441 URGENT CARE-MULBERRY			2	100%	2
PALMETTO FAMILY HEALTH CENTER			2	100%	2
MAIN STREET MEDICAL CENTERS		2			2
DOCTORS MEDICAL CTR OF WALTON COUNTY			2	100%	2
MEDEXPRESS URGENT CARE - ROSS TOWNSHIP		2			2
NORTH MCALLEN PEDIATRIC CENTER			2	100%	2
GREEN POINT RX INC DBA ALTRU CHEMISTS		2			2
MD NOW URGENT CARE MEDICAL CENTERS INC			2	100%	2
Colonial Manor Nursing and Rehabilitation Center		2			2
SARASOTA MEMORIAL MEDICAL URGENT CARE CENTER			2	100%	2
Walgreens #19019		2			2
SPRINGS MEDICAL LAB		1	1	50%	2
WALGREENS # 09788		2			2
NAVAL MEDICAL CENTER			2	100%	2
LabCorp of America			2	100%	2
VALLEY BAPTIST MEDICAL CENTER: BROWNSVILLE			2	100%	2
CROSSTOWN PHARMACY		2			2
ATVIVO LLC		2			2
PM PEDIATRICS OF BAYSIDE PLLC - BELLER		2			2
MEDICAL ASSOCIATES OF BREVARD LLC		1	1	50%	2
RAINY LAKE MEDICAL CENTER			2	100%	2
Garden Care Center		2			2
WILLOW CREEK RETIREMENT CENTER		2			2
MIDDLE TENN MENTAL HEALTH INSTITUTE		2			2
Kroger 441 - The Little Clinic Middletown		2			2
WyndRidge Health & Rehabilitation		2			2
SUNNYSIDE MANOR		2			2
Imboden Creek Living Center		2			2
URGENT CARE AND SURGERY CENTER			2	100%	2
DELAWARE DIAGNOSTICS LABS			2	100%	2
OCALA REGIONAL KIDNEY CENTER-WEST			2	100%	2
SANFORD REGIONAL HOSPITAL WORTHINGTON		2			2
CVS PA10825POCT PLYMOUTH MEETING		2			2
CAROLINAS HEALTHCARE SYSTEM LAB			2	100%	2
MEMORIAL HEALTH SYSTEM		1	1	50%	2
GRACE HEALTHCARE OF LAKE WALES		1	1	50%	2
UNIVERSITY OF MIAMI SCCC RESEARCH LABORATORY			2	100%	2
VALLEY MEDICAL LABORATORY			2	100%	2
BLUEWATER TOXICOLOGY			2	100%	2
ATLAS GENOMICS			2	100%	2
WELLMED AT SOUTH STUART		2			2
Providence of Sparta Health and Rehabilitation		2			2
CVS MA137POCT QUINCY		2			2
DIVERSE MEDICAL CARE LLC			2	100%	2
MEDEXPRESS URGENT CARE - OMAHA N 72 ST		2			2



# COVID-19: testing by laboratory

Data through Apr 10, 2021 verified as of Apr 11, 2021 at 09:25 AM

Data in this report are provisional and subject to change.

The numbers in the table below represent the number of Florida and non-Florida residents for whom test results were received by the Department of Health. A person can be tested by more than one laboratory and can have both positive and negative results. **Therefore, the sum of the numbers in each column will be larger than the total number of people tested.**

Reporting lab	Inconclusive	Negative	Positive	Percent positive	Total
MERCY CONVENIENT CARE			2	100%	2
NEIGHBORCARE PHARMACY SERVICES		2			2
PUTNAM COUNTY PUBLIC HEALTH UNIT		2			2
CVS SC7567POCT BOILING SPRINGS		1	1	50%	2
RICHICHI FAMILY HEALTH			2	100%	2
TENNESSEE DEPARTMENT OF HEALTH (TDH) - REGIONAL LABORATORY			2	100%	2
THE WINDSOR ORTEGA		2			2
ADVENTHEALTH MEDICAL GROUP FAMILY AND INTERNAL		1	1	50%	2
BAYCARE OUTREACH LAB			2	100%	2
Covington Care Nursing and Rehabilitation		2			2
FLORIDA MEDICAL CLINIC IM LUTz			2	100%	2
MINUTECLINIC DIAG OF IND, LLC #4368		2			2
Macon Valley Nursing and Rehabilitation Center		2			2
ST JOSEPH'S HOSPITAL INC			2	100%	2
CVS AZ33POCT TEMPE		2			2
UNIVERSITY OF MIAMI HOSPITALS & CLINIC			2	100%	2
QUEST DIAGNOSTICS INCORPORATED			2	100%	2
CPL LABS			2	100%	2
AMICUS MEDICAL CENTER LLC			2	100%	2
CROSSROADS			2	100%	2
MEDEXPRESS URGENT CARE - BROOKHAVEN		2			2
CLEVELAND CLINIC FLORIDA LABORATORY			2	100%	2
GASTROENTEROLOGY ASSOCIATES			2	100%	2
NORTHWEST MEDICAL CENTER LABORATORY		2			2
MORRISTOWN MEMORIAL HOSPITAL		2			2
CONWAY MEDICAL CENTER			2	100%	2
GALEN BAYLOR EXTENSION		2			2
FLAGLER HOME CARE			2	100%	2
MAURY REGIONAL MEDICAL CENTER		2			2
SOUTHEAST GEORGIA HEALTH SYSTEM			2	100%	2
AUSTIN REGIONAL CLINIC MICROBIOLOGY LAB			2	100%	2
MEDERI CARETENDERS		1	1	50%	2
UNITED MEMORIAL MEDICAL CENTER			2	100%	2
ASPIRUS RIVERVIEW HOSPITAL & CLINICS INC		1	1	50%	2
RIVERVIEW MEDICAL CLINIC		2			2
LIBERTY HEALTH CENTER			2	100%	2
MARYWOOD NURSING CARE CENTER		2			2
DAYTON CHILDRENS HOSPITAL LAB			2	100%	2
Cortland Acres Association		2			2
CENTRAL ARKANSAS VETERANS HEALTHCARE SYSTEM - VETERANS AFFAIRS			2	100%	2
MIAMI DADE MEDICAL RESEARCH INSTITUTE			2	100%	2
Kroger 619 - The Little Clinic Hendersonville Indian Lake		2			2
CVS TX7825POCT FRISCO		1	1	50%	2
GRANDVIEW COLLEGE STUDENT HEALTH CENTE		2			2
WILSON MEMORIAL HOSPITAL			2	100%	2
JMC TALLAHASSEE, LLC			2	100%	2

# COVID-19: testing by laboratory

Data through Apr 10, 2021 verified as of Apr 11, 2021 at 09:25 AM

Data in this report are provisional and subject to change.

The numbers in the table below represent the number of Florida and non-Florida residents for whom test results were received by the Department of Health. A person can be tested by more than one laboratory and can have both positive and negative results. **Therefore, the sum of the numbers in each column will be larger than the total number of people tested.**

Reporting lab	Inconclusive	Negative	Positive	Percent positive	Total
ST. MARY'S MEDICAL CENTER EVANSVILLE, INC			2	100%	2
Cooperstown Center for Nursing and Rehabilitation		2			2
ASCENSION ST VINCENT'S RIVERSIDE			2	100%	2
MEDICAL CENTER LABORATORY			2	100%	2
DEKALB MEDICAL CENTER LABORATORY			2	100%	2
JORDAN VALLEY MEDICAL CENTER			2	100%	2
ASSOCIATES IN UROGYNECOLOGY MD LLC		2			2
LABCORP OF AMERICA HOLDINGS		1	1	50%	2
GOLISANO PEDIATRICS PORT CHARLOTTE HARBOR		2			2
BAPTIST HOSPITAL OF MIAMI MCI BROWARD LABORATORY			2	100%	2
A+ URGENT/PRIMARY CARE			2	100%	2
DALLAS VA MEDICAL CENTER - VA NORTH TEXAS HEALTH CARE SYSTEM			2	100%	2
GILA REGIONAL MEDICAL CENTER		2			2
Delaware Court Healthcare Center		2			2
FLAGLER PROFESSIONAL HEALTH CAE SERVICES INC		2			2
ST. VINCENT HOSPITAL			2	100%	2
UT PATH			2	100%	2
FKC AMELIA ISLAND DIALYSIS			2	100%	2
LEGACY LABORATORY SERVICES			2	100%	2
RABI SINHA, MD		2			2
UW HOSPITAL AND CLINICS		1	1	50%	2
NEW YORK CITY CENTRAL COVID			2	100%	2
ONTARIO COUNTY PUBLIC HEALTH		2			2
John L. McClellan Memorial Veterans Hospital		2			2
THE HOSPITAL OF PROVIDENCE EMERGENCY ROOM			2	100%	2
ADVENT HEALTH - OWASA			2	100%	2
GINKGO-IXLAYER		2			2
CQUENTIA NGS, LLC			2	100%	2
U OF MIAMI MILLER SCHOOL OF MEDICINE			2	100%	2
First Care Living Center/Essentia Health			2	100%	2
Kroger 549 - The Little Clinic Clinton Highway		2			2
SOUTHSIDE FAMILY MEDICAL		2			2
UMASS MEMORIAL MEDICAL CENTER, INC		1	1	50%	2
PREVENTIVE HEALTH PARTNERS I L S C		2			2
NEMOURS CHILDRENS PRIMARY CARE			2	100%	2
MEDLOGIC, LLC		2			2
BEAUFORT MEMORIAL			2	100%	2
HOLY FAMILY MEDICAL CENTER		1	1	50%	2
UNIVERSITY OF MN MEDICAL CENTER EAST CAMPUS			2	100%	2
Tuscola County Medical Care Community		2			2
Stillwater Healthcare		2			2
HEALTH FIRST MEDICAL GROUP			2	100%	2
FHPG SURGICAL ASSOCIATES OF EAST PASCO			2	100%	2
CIGNA GATEWAY			2	100%	2
MISSION HOSPITAL REGIONAL MEDICAL CENTER			2	100%	2
UPS			2	100%	2

# COVID-19: testing by laboratory

Data through Apr 10, 2021 verified as of Apr 11, 2021 at 09:25 AM

Data in this report are provisional and subject to change.

The numbers in the table below represent the number of Florida and non-Florida residents for whom test results were received by the Department of Health. A person can be tested by more than one laboratory and can have both positive and negative results. **Therefore, the sum of the numbers in each column will be larger than the total number of people tested.**

Reporting lab	Inconclusive	Negative	Positive	Percent positive	Total
Kroger 777 - The Little Clinic Shelbyville		1	1	50%	2
Kroger 407 - The Little Clinic Lexington		1	1	50%	2
MANISTEE COUNTY MEDICAL CARE FACILITY		2			2
CVS TX7603POCT SAGINAW		2			2
ONE MEDICAL GROUP		1	1	50%	2
ELITE MEDICAL LABORATORY SOLUTIONS LLC			2	100%	2
Walgreens #10207		2			2
MASSENA HOSPITAL LABORATORY		2			2
Kroger 596 - The Little Clinic Brentwood		2			2
MADISON HOSPITAL LABORATORY			2	100%	2
MEMORIAL HOSPITAL OF CARBONDALE			2	100%	2
IM&P WELLNES CENTER			2	100%	2
STARR CITY OF ROMA COMMUNITY CENTER			2	100%	2
CALIFORNIA DIVISION OF COMMUNICABLE DISEASE CONTROL			2	100%	2
ADVENTHEALTH EAST ORLANDO EMPLOYEE CLINIC		2			2
NLC LABS			2	100%	2
ROBERTS WESLEYAN COLLEGE HEALTH CENTE		2			2
DEVLAB, LLC			2	100%	2
NEW YORK PSYCHIATRIC INSTITUTE		2			2
MARCO ISLAND HOSPITAL INC D/B/A		1	1	50%	2
PALM BEACH DIABETES & ENDOCRINE SPECIALISTS PA			2	100%	2
Life Care Center of Elyria		2			2
SUMMIT URGENT CARE PS			2	100%	2
Manor At Perrysburg		2			2
JACKSONVILLE VA OPC			2	100%	2
Domiciliary Rehab & Residential Treatment Program		2			2
CVS NV2989POCT NORTH LAS VEGAS		1	1	50%	2
CVS NJ1927POCT GREEN BROOK		2			2
Garden Isle Healthcare and Rehabilitation Center		2			2
MEDEXPRESS URGENT CARE - WEXFORD		2			2
HUMILITY OF MARY HEALTH PARTNERS			2	100%	2
CVS OH4300POCT STRONGSVILLE		2			2
PM PEDIATRICS OF BAYSIDE, PLLC - RIVE		2			2
PTC LABORATORIES			2	100%	2
PIEDMONT WALTON HOSPITAL		2			2
FLORIDA MEDICAL CLINIC RADIOLOGY DALE MABRY		2			2
BRENTWOOD AT FORE RANCH			2	100%	2
ALBUQUERQUE - AMG SPECIALTY HOSPITAL		2			2
MEMORIAL HERMANN HOSPITAL			2	100%	2
MYKIDZMD PEDIATRICS PLLC		2			2
Kroger 647 - The Little Clinic Newnan Crossings		1	1	50%	2
HAILE MEDICAL GROUP PA		2			2
CEDARS-SINAI MEDICAL CENTER			2	100%	2
PLASMA MED RESEARCH DBA		2			2
PEACEHEALTH CENTRAL		2			2
WARE EXPRESS CARE			2	100%	2

# COVID-19: testing by laboratory

Data through Apr 10, 2021 verified as of Apr 11, 2021 at 09:25 AM

Data in this report are provisional and subject to change.

The numbers in the table below represent the number of Florida and non-Florida residents for whom test results were received by the Department of Health. A person can be tested by more than one laboratory and can have both positive and negative results. **Therefore, the sum of the numbers in each column will be larger than the total number of people tested.**

Reporting lab	Inconclusive	Negative	Positive	Percent positive	Total
MEDEXPRESS URGENT CARE - CEDAR KNOLLS		2			2
APPLECARE VALDOSTA			2	100%	2
ANNE ARUNDEL MEDICAL CENTER			2	100%	2
STEWART ST ELIZABETH MEDICAL CENTER			2	100%	2
ACKERMAN CANCER CENTER		2			2
GOLDSTEIN			2	100%	2
AMEDISYS HOME HEALTH OF GREENVILLE			2	100%	2
FIRST PREVENTION AND DIALYSIS CENTER LLC			2	100%	2
MEDSTAR HARBOR HOSPITAL			2	100%	2
MEASE COUNTRYSIDE HOSPITAL CARDIAC REH			2	100%	2
UF KANAPAH LAB BEAKER		2			2
INSPIRE HEALTHCARE CENTER			2	100%	2
EXCELTOX LABORATORIES LLC		2			2
CVS NE2741POCT LA VISTA		2			2
CRAWFORD COUNTY CARE CENTER		2			2
DR. G'S URGENT CARE			2	100%	2
Kroger 672 - The Little Clinic Bill Kennedy & Glenwood		2			2
VISITING PHYSICIANS OF THE TREASURE COAST LLC			2	100%	2
ALVERNO CLINICAL LABORATORIES			2	100%	2
HERNANDO CHILDREN'S			2	100%	2
Luther Acres Manor		2			2
NEW YORK UNIVERSITY MEDICAL CENTER			2	100%	2
CVS IN6608POCT NEW PALESTINE			2	100%	2
MEASE MANOR MEMORY CARE		2			2
SCIENTIFIC LABORATORY COMPANY		2			2
BOSTON PUBLIC HEALTH COMMISSION			2	100%	2
FLORIDA DEPARTMENT OF HEALTH (FDOH)			2	100%	2
UT AUSTIN UNIVERSITY HEALTH SERVICES			2	100%	2
HARRINGTON PARK HEALTH AND REHAB		2			2
GARDENS PEDIATRICS			2	100%	2
Good Samaritan Society-Blackduck		1	1	50%	2
FLORIDA DEPARTMENT OF HEALTH IN LEE COUNTY		1	1	50%	2
PINARD HOME HEALTH SERVICES INC			2	100%	2
CHNJ		2			2
CARE NOW DENTON			2	100%	2
CVS OH2381POCT LEWIS CENTER		2			2
CARE 365			2	100%	2
OAKBRIDGE TERRACE AT SAE			2	100%	2
MEDEXPRESS URGENT CARE - LINCOLN		2			2
MEDEXPRESS URGENT CARE - SPRINGFIELD, COOLEY ST		2			2
ST. JOSEPH REGIONAL MEDICAL CENTER			2	100%	2
CARINGPLUS HOMECARE LLC		1	1	50%	2
CVS MN663POCT APPLE VALLEY		2			2
COMPLETE HEALTH MEDICAL CENTER			2	100%	2
BOCA RATON REGIONAL HOSPITAL INC			2	100%	2
MEDEXPRESS URGENT CARE-SALINA, S 9TH ST		2			2

# COVID-19: testing by laboratory

Data through Apr 10, 2021 verified as of Apr 11, 2021 at 09:25 AM

Data in this report are provisional and subject to change.

The numbers in the table below represent the number of Florida and non-Florida residents for whom test results were received by the Department of Health. A person can be tested by more than one laboratory and can have both positive and negative results. **Therefore, the sum of the numbers in each column will be larger than the total number of people tested.**

Reporting lab	Inconclusive	Negative	Positive	Percent positive	Total
MEDEXPRESS URGENT CARE-MT PLEASANT		1	1	50%	2
Jersey City Medical Center		2			2
SOUTHCARE PHARMACY INC			2	100%	2
HIGHLAND PARK LAKEWOOD PRESTON HOLLOW			2	100%	2
MEDPOST - NORTH DALLAS			2	100%	2
THE CLUB AT BOYNTON BEACH, LLC			2	100%	2
EASTLAKE MEDICAL CENTER		2			2
MEMORIAL HOSPITAL OF SOUTH BEND			2	100%	2
Kroger 853 - The Little Clinic East Broad Street		2			2
MONICE DR.			2	100%	2
ADVANCED MEDICAL CARE			2	100%	2
CVS OH5457POCT POWELL		2			2
SALEM VAMC		2			2
New Jersey Aim At Smg		2			2
PRIMACARE MEDICAL LAKEWOOD			2	100%	2
MEDRITE MEDICAL CARE PC		2			2
MAINE CENTER FOR DISEASE CONTROL AND PREVENTION			2	100%	2
SPRINGFIELD HOSPITAL LABORATORY			2	100%	2
Kroger 739 - The Little Clinic La Grange Road		2			2
AdventHealth Care Center Orlando North			2	100%	2
Harbert Hills Academy Nursing Home		2			2
FIRST CHOICE MEDICAL PC			2	100%	2
PEACE RIVER MEDICAL CENTER		2			2
Kroger 096 - The Little Clinic Orchard and Holly		2			2
INSPIRIT SENIOR LIVING			2	100%	2
MIDDLEBURG PEDIATRICS			2	100%	2
ADVENTHEALTH CENTRA CARE POINCIANA			2	100%	2
Robert Cranfield			2	100%	2
HANOVER ENDOSCOPY CENTER		2			2
EMORY CRAWFORD LONG HOSPITAL			2	100%	2
Manorcare Health Services West Reading North		2			2
OCEAN MEDICAL CENTER		1	1	50%	2
NATIONWIDE LABORATORY SERVICES		1	1	50%	2
HELEN HAYES HOSPITAL LABORATORY		2			2
DIAGNOSTIC CLINIC MEDICAL GROUP INC		2			2
Piney Grove Nursing and Rehabilitation Center		2			2
The Friendly Home		2			2
DOWN HOME MEDICAL			2	100%	2
87TH MEDICAL GROUP - MCGUIRE AMBULATORY CARE FACILITY		2			2
TEXAS HEALTH CARE			2	100%	2
DELRAY BEACH HEALTH DEPT LAB			2	100%	2
SOUTHERN SURGICAL ARTS		2			2
RENE F CEDENO DMD PA		2			2
HAMILTON MEDICAL CENTER LABORATORY			2	100%	2
CHAPPEL GROUP RESEARCH, THE		2			2
NORTHSIDE FAMILY MEDICINE AND URGENT CARE (CUMMING)		2			2

# COVID-19: testing by laboratory

Data through Apr 10, 2021 verified as of Apr 11, 2021 at 09:25 AM

Data in this report are provisional and subject to change.

The numbers in the table below represent the number of Florida and non-Florida residents for whom test results were received by the Department of Health. A person can be tested by more than one laboratory and can have both positive and negative results. **Therefore, the sum of the numbers in each column will be larger than the total number of people tested.**

Reporting lab	Inconclusive	Negative	Positive	Percent positive	Total
US LABS		2			2
HEALTH NETWORK			2	100%	2
VOLUNTEERS OF AMERICA OF FLORIDA			2	100%	2
UWMC MONTLAKE DEPT OF LAB MED			2	100%	2
BELLIN HOSPITAL			2	100%	2
Kroger 101 - The Little Clinic Hill Top		2			2
MAWD PATHOLOGY GROUP			2	100%	2
JACKSON LABORATORY OF GENOMIC MEDICINE		2			2
WARD MEMORIAL HOSPITAL		2			2
CARENOW LENEXA			2	100%	2
DOCTORS CARE OF PALM COAST			2	100%	2
COX HEALTH SOUTH LAB		1	1	50%	2
VALUE DRUGS BRONXVILLE INC		2			2
TEQUESTA FAMILY MEDICAL CENTER LLC			2	100%	2
Green Mountain Nursing and Rehabilitation		2			2
MEDEXPRESS URGENT CARE - BRIDGEVILLE		2			2
METHODIST HEALTHCARE - MEMPHIS HOSP		2			2
SAFE PMC		2			2
BROOKSVILLE DIALYSIS			2	100%	2
INTERMOUNTAIN MEDICAL CENTER			2	100%	2
Henry County Health and Rehabilitation		2			2
OAKMONT OF UNION SC, LLC		2			2
NIAGARA APOTHECARY INC		2			2
MEDEXPRESS URGENT CARE - SPRINGDALE, S 40TH STREET		2			2
INTERNAL MEDICINE ASSOCIATES-DUNELLON			2	100%	2
PUBLIX PHARMACY #1048		2			2
MOBILE HEALTH LABS LLC			2	100%	2
GULF COAST MEDICAL CENTER RESPIRATORY CARE			2	100%	2
LIFEGUARD AMBULANCE SERVICE LLC - BAY COUNTY			2	100%	2
COOPER CLINIC			2	100%	2
THE FOUNTAIN AT BOCA CIEGA BAY		2			2
NEMOURS CHILDREN'S PRIMARY CARE THE VILLAGES		2			2
PREMIER FAMILY CARE I, INC			2	100%	2
WALGREENS #13605		2			2
JERSEY IRISH MEDICAL		2			2
MANASOTA PEDIATRICS			2	100%	2
PENROSE HOSPITAL			1	100%	1
PREMIUM HOME HEALTH CARE INC			1	100%	1
NEMOURS CHILDRENS URGENT CARE			1	100%	1
FAMILY MEDICAL CENTERS			1	100%	1
SONORAN DESERT PATHOLOGY			1	100%	1
HUDSON REGIONAL HOSPITAL			1	100%	1
OHSU LABORATORY SERVICES		1			1
SUNY AT STONY BROOK			1	100%	1
MORSELIFE HOME CARE INC			1	100%	1
ABRAZO WEST CAMPUS			1	100%	1

# COVID-19: testing by laboratory

Data through Apr 10, 2021 verified as of Apr 11, 2021 at 09:25 AM

Data in this report are provisional and subject to change.

The numbers in the table below represent the number of Florida and non-Florida residents for whom test results were received by the Department of Health. A person can be tested by more than one laboratory and can have both positive and negative results. **Therefore, the sum of the numbers in each column will be larger than the total number of people tested.**

Reporting lab	Inconclusive	Negative	Positive	Percent positive	Total
SEMINOLE COUNTY CORRECTIONAL FACILITY			1	100%	1
SHERIDAN VAMC		1			1
ST ANTHONY'S PINELLAS CARE CLINIC			1	100%	1
INDIGO PALMS			1	100%	1
TITUS REGIONAL MEDICAL CENTER			1	100%	1
MERRILL GARDENS AT CHAMPIONSGATE			1	100%	1
ST MARYS HEALTH CARE SYSTEM		1			1
Kroger 618 - The Little Clinic Trail Creek Village		1			1
ABSOLUTE CAREGIVERS HOME HEALTH AGENCY INC			1	100%	1
THE LITTLE CLINIC, LLC			1	100%	1
Kroger 670 - The Little Clinic Powell		1			1
JET MEDICAL CENTER			1	100%	1
INDIAN RIDGE		1			1
Mason Health and Rehab		1			1
SEVEN HILLS HEALTHCARE GROUP LLC DBA		1			1
JPS HEALTH CENTER AT TRUE WORTH PLACE			1	100%	1
LIBERTY URGENT CARE			1	100%	1
Bayou Vista Community Care Center			1	100%	1
EAST END PEDIATRICS		1			1
CONTINENTAL HOME HEALTH CARE INC			1	100%	1
CVS IL2297651CV JOLIET		1			1
MISSISSIPPI VALLEY REGIONAL BLOOD CENTER			1	100%	1
HEALTHCARE AND REHAB OF SANFORD			1	100%	1
PARKWAY REGIONAL MEDICAL CENTER LAB			1	100%	1
Manor Care of Dallastown d/b/a ManorCare Health Services - Dallastown		1			1
Walgreens #9121		1			1
KENT		1			1
GULF BREEZE TREATMENT CENTER, LLC			1	100%	1
OUCH URGENT CARE			1	100%	1
CVS IL2297652CV CHICAGO		1			1
BHS PHYSICIAN NETWORK			1	100%	1
EXPRESS CARE OF LEESBURG			1	100%	1
San Antonio Residence and Rehabilitation Center		1			1
ST VINCENT'S AMBULATORY CARE INC			1	100%	1
SCRIPPS MERCY HOSPITAL			1	100%	1
Eagle Point Health Care Center		1			1
SAINT JOSEPHS HOSPITAL OF ATLANTA			1	100%	1
Riverside Nursing & Rehabilitation Center		1			1
Maple Lane Nursing Home		1			1
STAT EMERGENCY CENTER			1	100%	1
FLORIDA HOSPITAL TRANSPLANT CENTER		1			1
FAU MEMORY & WELLNESS CENTER			1	100%	1
BROOKDALE WEST PALM BEACH			1	100%	1
Indian Oaks Living Center		1			1
OAKWOOD HOSPITAL - DEARBORN LAB			1	100%	1
J F K PEDIATRICS			1	100%	1

# COVID-19: testing by laboratory

Data through Apr 10, 2021 verified as of Apr 11, 2021 at 09:25 AM

Data in this report are provisional and subject to change.

The numbers in the table below represent the number of Florida and non-Florida residents for whom test results were received by the Department of Health. A person can be tested by more than one laboratory and can have both positive and negative results. **Therefore, the sum of the numbers in each column will be larger than the total number of people tested.**

Reporting lab	Inconclusive	Negative	Positive	Percent positive	Total
CHILDRENS HEALTHCARE CTE OF NORTHERN		1			1
ADVANCE GASTROENTEROLOGY			1	100%	1
SYNERGENE LABORATORY			1	100%	1
LRHS Pablo Urgent Care		1			1
CDR MAGUIRE - STUART MISSION			1	100%	1
LIBERTY COMMONS NURSING AND REHABILITA		1			1
NEW ERA COMMUNITY HEALTH CENTER LLC		1			1
FORT MYERS DIALYSIS		1			1
INTERNAL MEDICINE ASSOCIATES		1			1
CRUSADER COMMUNITY HEALTH			1	100%	1
FREEPORT ER DOX URGENT CARE		1			1
PROVIDENCE HOSPITAL			1	100%	1
PROGRESSIVE MEDICAL RESEARCH			1	100%	1
HEALTH & WELLNESS PROFESSIONALS INC			1	100%	1
Casa Real Center		1			1
NORTH CAROLINA STATE LABORATORY OF PUBLIC HEALTH, SPECTRUM LAB NETWORK			1	100%	1
Community Care Center of Heritage House, LLC			1	100%	1
BATESVILLE - SHERWOOD URGENT CARE			1	100%	1
Rehab Select of Talladega		1			1
PENNY PEDIATRICS		1			1
TMH PHYSICIAN PARTNERS WAKULLA			1	100%	1
RIVERSIDE PEDIATRIC GROUP, INC		1			1
Woodstock Nursing and Rehabilitation Center		1			1
BAYFRONT CARDIOVASCULAR ASSOCIATES			1	100%	1
TENNOVA ER - SANGO			1	100%	1
GENESIS MICROBIOLOGY LAB		1			1
SPECTRUM LABORATORY			1	100%	1
BAPTIST MEDICAL PLAZA AT WESTCHESTER			1	100%	1
ADVENTHEALTH MEDICAL GROUP UROLOGY AT EAST ORLANDO		1			1
NEMOURS CHILDREN HOSPITAL			1	100%	1
WEST BOYNTON DIALYSIS			1	100%	1
Chateau Living Center			1	100%	1
ORDRS, INC.			1	100%	1
RMC BROOKHOLLOW MED AESTHETICS INC		1			1
THE TOLEDO HOSPITAL			1	100%	1
Jenkins Living Center		1			1
MEMORIAL HEALTH UNIVERSITY MEDICAL		1			1
METROPOLITAN			1	100%	1
Walgreens #5421		1			1
COMMUNITY CARE CENTER		1			1
ANDERSON FAMILY MEDICINE			1	100%	1
VISTA LAKE ASSISTED LIVING			1	100%	1
JAX FAMILY CARE		1			1
CAN COMMUNITY HEALTH NORTH MIAMI, FL		1			1
TILLAMOOK COUNTY GENERAL HOSPITAL LAB		1			1
COASTAL MANOR		1			1



# COVID-19: testing by laboratory

Data through Apr 10, 2021 verified as of Apr 11, 2021 at 09:25 AM

Data in this report are provisional and subject to change.

The numbers in the table below represent the number of Florida and non-Florida residents for whom test results were received by the Department of Health. A person can be tested by more than one laboratory and can have both positive and negative results. **Therefore, the sum of the numbers in each column will be larger than the total number of people tested.**

Reporting lab	Inconclusive	Negative	Positive	Percent positive	Total
MEADOWS PARK HEALTH AND REHABILITATION		1			1
CASA DE ORO CARE AND REHABILITATION CE		1			1
LITTLE FALLS HOSPITAL LABORATORY		1			1
BAYLOR SCOTT & WHITE MEDICAL SURGICAL CLINIC			1	100%	1
FAIRVIEW SOUTHDAL			1	100%	1
ORCHID TERRACE		1			1
HEARTLAND PHARMACY SEBRING			1	100%	1
Brown Nursing Home		1			1
LIFE CARE CENTER OF HILTON HEAD		1			1
EVANS FAMILY CARE PA			1	100%	1
THE LITTLE CLINIC LLC			1	100%	1
Medilodge of Midland		1			1
Le Roy Village Green		1			1
THE INTERNAL MEDICAL GROUP		1			1
CAPITAL HEALTH PLAN - GOVERNORS SQUARE			1	100%	1
Brownwood Nusing & Rehabilitation		1			1
Kroger 527 - The Little Clinic Hwy 70 S.		1			1
HEALTHFORCE PARTNERS INC			1	100%	1
ASSURANCE HEALTHCARE AND COUNSELING CENTER		1			1
Kroger 390 - The Little Clinic North College Hill		1			1
DISCOVERY AT HOME, LLC			1	100%	1
Kroger 353 - The Little Clinic Harpers Point		1			1
North Ottawa Care Center at Heartwood Lodge		1			1
MEDEXPRESS URGENT CARE - LAWTON		1			1
CARESPOT - LEE VISTA			1	100%	1
PASCO COUNTY HEALTH DEPARTMENT			1	100%	1
Altenheim Senior Living		1			1
CONCENTRA - LEESBURG		1			1
Greene Meadows Nursing and Rehabilitation Center		1			1
PATIENT FIRST - GARRISONVILLE			1	100%	1
ALTA BATES SUMMIT MEDICAL CENTER CLINICAL LAB			1	100%	1
CLEVELAND HEARTLAB			1	100%	1
ALLIANCE LABORATORY SERVICES			1	100%	1
DAYTONA BEACH CENTRA CARE			1	100%	1
Melbourne Terrace Rehabilitation Center			1	100%	1
GENEVA FAMILY HEALTH			1	100%	1
TMH URGENT CARE CENTER			1	100%	1
BMC MAYPORT			1	100%	1
Villa Maria			1	100%	1
DOYLESTOWN HOSPITAL			1	100%	1
JOHN HOPKINS WELLNESS CENTER PEPSICO			1	100%	1
Diversicare of Eupora		1			1
HUNTERS CREEK MEDICAL ASSOCIATES PA		1			1
FIT4LIFE MEDICAL CENTER			1	100%	1
MARYWOOD HEIGHTS		1			1
ST JOHN'S MEDICAL CENTER, TETON VILLAGE			1	100%	1

# COVID-19: testing by laboratory

Data through Apr 10, 2021 verified as of Apr 11, 2021 at 09:25 AM

Data in this report are provisional and subject to change.

The numbers in the table below represent the number of Florida and non-Florida residents for whom test results were received by the Department of Health. A person can be tested by more than one laboratory and can have both positive and negative results. **Therefore, the sum of the numbers in each column will be larger than the total number of people tested.**

Reporting lab	Inconclusive	Negative	Positive	Percent positive	Total
MEDEXPRESS URGENT CARE - NUTLEY		1			1
GENERATIONS CENTER OF SPENCER		1			1
BEACH CARE PLLC			1	100%	1
MEMORIAL SATILLA HEALTH			1	100%	1
CHC			1	100%	1
INTERNAL MEDICINE GROUP OF WINTER HAVEN PA		1			1
Brakeley Park Center		1			1
SEATTLE-KING COUNTY			1	100%	1
CAN COMMUNITY HEALTH LLC		1			1
DERMDX, DIV OF AURORA DIAGNOSTICS/BERNHARDT LAB		1			1
OPTUM MEDICAL CLINIC IN ROCKRIMMON			1	100%	1
Kroger 682 - The Little Clinic New Holland Market			1	100%	1
VIVIAN SIMMONS FAMILY PRACTICE			1	100%	1
FLORIDA ADVANCED MEDICAL AND DERM AESTHETICS LLC			1	100%	1
Monument Health Strugis Care Center		1			1
WHEATON FRANCISCAN LABORATORY			1	100%	1
MEMORIAL HOSPITAL LOS BANOS			1	100%	1
EMERALD HEALTH CARE		1			1
BOCA GENERAL AND FAMILY MEDICINE		1			1
BLUFFTON HEALTH CENTER			1	100%	1
AMERICAN DRUG TESTING LAB LLC			1	100%	1
CELEBRATION FAMILY PHYSICIANS LLC			1	100%	1
PORTAGE MEDICAL CENTER			1	100%	1
COASTAL ER IX, PHYSICIANS PREMIER			1	100%	1
ASHLEY PEDIATRICS DAY & NIGHT CLINIC			1	100%	1
MID-SOUTH URGENT CARE, PLLC			1	100%	1
PCG MOLECULAR			1	100%	1
Spring Gate Rehab and Healthcare Center		1			1
FRIO REGIONAL PRIMARY CARE AND URGENT CARE CLINIC			1	100%	1
SMYTH COUNTY COMMUNITY HOSPITAL LABORATORY			1	100%	1
CARENOW URGENT CARE-HENDERSONVILLE		1			1
CARESPOT - WELLINGTON			1	100%	1
Accordius Health at Gastonia			1	100%	1
PALM BEACH DIABETES AND ENDOCRINE SPECIALISTS, PA			1	100%	1
Bolingreen Health and Rehabilitation		1			1
Crisp Regional Nursing and Rehab Center		1			1
BAYOU URGENT CARE			1	100%	1
BIOLOGICAL AND CHEMICAL EMERGENCIES LABORATORY			1	100%	1
FAMILY PRACTICE OF CENTRAL FLORIDA PA			1	100%	1
CLIFTON-FINE HOSPITAL LABORATORY		1			1
HELGEMO & LIOU PEDIATRICS			1	100%	1
PEDRO L ORTEGA MD PA			1	100%	1
LAB. CORP. OF AMERICA			1	100%	1
ALTAMONTE SPRINGS WALK IN MED CENTER			1	100%	1
QUALITY URGENT CARE CENTER			1	100%	1
HOLYOKE MEDICAL CENTER			1	100%	1

# COVID-19: testing by laboratory

Data through Apr 10, 2021 verified as of Apr 11, 2021 at 09:25 AM

Data in this report are provisional and subject to change.

The numbers in the table below represent the number of Florida and non-Florida residents for whom test results were received by the Department of Health. A person can be tested by more than one laboratory and can have both positive and negative results. **Therefore, the sum of the numbers in each column will be larger than the total number of people tested.**

Reporting lab	Inconclusive	Negative	Positive	Percent positive	Total
ARGENTINE CARE CENTER		1			1
JOHN PETER SMITH HOSPITAL- OB TRIAGE			1	100%	1
NORTH WEST FLORIDA DIAGNOSTIC ENOCRINOLOGY CLINIC			1	100%	1
PUBLIC HEALTH LABORATORIES			1	100%	1
HEALTHCARE ASSOCIATES OF IRVING, LLP			1	100%	1
QUEST INC			1	100%	1
APOLLO ADVANCED HOME HEALTH CORP			1	100%	1
Kroger 356 - The Little Clinic Middletown		1			1
MERCY MEDICAL CENTER INC			1	100%	1
WALMART PHARMACY 10-4554		1			1
MBMG OF WINTER HAVEN			1	100%	1
URGENT DOC -NACOGODOCHES CLINIC			1	100%	1
VIVEX/UMTB BIOMEDICAL			1	100%	1
BRONSON METHODIST HOSPITAL			1	100%	1
SAINT BARNABAS MEDICAL CENTER		1			1
Kroger 838 - The Little Clinic Fairborn		1			1
YOUTH HEALTH CENTER OF HUNTINGTON		1			1
FLAGLER CARE CENTER			1	100%	1
WINTER PARK MEMORIAL HOSPITAL LABORATORY		1			1
TRIPLE O RESEARCH INSTITUTE PA			1	100%	1
Lakeview Care Center			1	100%	1
TEVAPHARM			1	100%	1
SPINE & PAIN CONSULTANT PLLC		1			1
HALEYVILLE HEALTH CARE CENTER		1			1
LEXINGTON HOSPITAL CORPORATION			1	100%	1
CVS OH3481POCT MARYSVILLE		1			1
ABRAKIDABRA KIDS CLINIC			1	100%	1
CONWAY - SHERWOOD URGENT CARE			1	100%	1
UNIVERSITY OF MIAMI - LENNAR CENTER			1	100%	1
FAMILY MEDICAL CENTER OF HOLLYWOOD PA			1	100%	1
Brynwood Health & Rehabilitation Center			1	100%	1
Summit Medical Group Morristown Oncology		1			1
YOUR KIDS URGENT CARE			1	100%	1
CARDIAC AND VASCULAR CONSULTANTS MD PA		1			1
TANGLEWOOD MANOR		1			1
EMERSON HOSPITAL LABORATORY			1	100%	1
HALIFAX FAMILY HEALTH CENTER			1	100%	1
CORVALLIS CLINIC PC LAB		1			1
Harbor House		1			1
HUNTSVILLE HOSPITAL			1	100%	1
STEPHEN G NELSON MD PA			1	100%	1
CYPRESS CREEK OUTPATIENT SURGICAL CTR, LLC			1	100%	1
CORPORATION OF AMERICA		1			1
BLANCHARD VALLEY HOSPITAL LABORATORY			1	100%	1
ALDEN PHARMACY		1			1
COMMUNITY MEDICAL CENTER-ORANGE CITY		1			1

# COVID-19: testing by laboratory

Data through Apr 10, 2021 verified as of Apr 11, 2021 at 09:25 AM

Data in this report are provisional and subject to change.

The numbers in the table below represent the number of Florida and non-Florida residents for whom test results were received by the Department of Health. A person can be tested by more than one laboratory and can have both positive and negative results. **Therefore, the sum of the numbers in each column will be larger than the total number of people tested.**

Reporting lab	Inconclusive	Negative	Positive	Percent positive	Total
SYCAMORE MEDICAL CENTER-KETTERING HEALTH NETWORK			1	100%	1
CVS NC6633POCT FAYETTEVILLE		1			1
WESTMORELAND REGIONAL HOSPITAL			1	100%	1
CHILDREN'S MEMORIAL HOSPITAL			1	100%	1
PREVENTIVE CARDIOLOGY AND INTERNAL MEDICINE ASSOCI			1	100%	1
AUSTIN URGENT CARE			1	100%	1
SANFORD HOME		1			1
NHC HEALTH CARE CENTER		1			1
AFFILIATED LABORATORIES INC			1	100%	1
BROOKSVILLE REGIONAL HOSPITAL			1	100%	1
MEDCOR AT ROYAL CARIBBEAN			1	100%	1
METHODISM MIDLOTHIAN MEDICAL CENTER			1	100%	1
CHI ST VINCENT LITTLE ROCK DIAGNOSTIC CLINIC			1	100%	1
PRIME CARE FAMILY MEDICINE			1	100%	1
GEORGE WASHINGTON UNIVERSITY HOSPITAL			1	100%	1
THYROID SPECIALTY LABORATORY			1	100%	1
HEALTH EXPRESS		1			1
EH FARGO HOSPITAL LABORATORY			1	100%	1
Imperial Healthcare Centre			1	100%	1
AMERICAN FAMILY CARE URGENT CARE		1			1
SHAH			1	100%	1
ORANGE PEDIATRICS PA			1	100%	1
NEW ULM MEDICAL CENTER			1	100%	1
SSC NASHVILLE OPERATING CO LLC D/B/A		1			1
SUNCOAST BEHAVIORAL HEALTH CENTER			1	100%	1
HOSPITAL SISTERS HEALTH SYSTEM (HSHS)			1	100%	1
DEL PRADO MEDICAL CENTER, INC		1			1
TARRANT MEDICAL ASSOCIATES			1	100%	1
CLARKSVILLE MANOR INC		1			1
Kingston Care Center of Fort Wayne		1			1
CVS OH3306POCT AKRON		1			1
WALGREENS #15369		1			1
Kempsville Health and Rehab Center		1			1
BSA PHYSICIANS GROUP, INC D/B/A BSA FAMILY MEDICAL			1	100%	1
ADVANCED LABORATORY SERVICES			1	100%	1
COMMUNITY			1	100%	1
Kroger 970 - The Little Clinic Westfield			1	100%	1
WINDMOOR HEALTHCARE			1	100%	1
Heritage Inn Health and Rehabilitation		1			1
CATERPILLAR INC - MIAMI DISTRIBUTION CENTER			1	100%	1
The Evangelical Lutheran Good Samaritan Society Prescott Village		1			1
SOUTHWEST REGIONAL PCR LABORATORY			1	100%	1
KELLY			1	100%	1
CARROLL UNIVERSITY STUDENT HEALTH CENTER		1			1
Grays Harbor Health and Rehabilitation		1			1
CVS TX7824POCT GARLAND		1			1

# COVID-19: testing by laboratory

Data through Apr 10, 2021 verified as of Apr 11, 2021 at 09:25 AM

Data in this report are provisional and subject to change.

The numbers in the table below represent the number of Florida and non-Florida residents for whom test results were received by the Department of Health. A person can be tested by more than one laboratory and can have both positive and negative results. **Therefore, the sum of the numbers in each column will be larger than the total number of people tested.**

Reporting lab	Inconclusive	Negative	Positive	Percent positive	Total
VIRTUA HEALTH AND REHABILITATION		1			1
Kroger 683 - The Little Clinic Foothills Plaza		1			1
VIP STARNETWORK		1			1
HEALTHCARE PARTNERS FAMILY MEDICINE LLC			1	100%	1
Good Samaritan Society-Atkinson		1			1
JUPITER MEDICAL GROUP			1	100%	1
PHOEBE HOME INC		1			1
Walgreens #3661		1			1
MIAMI CHILDRENS HOSPITAL MIDTOWN OUTPATIENT CENTER			1	100%	1
SOUTHEAST MISSOURI HOSPITAL		1			1
STERLING HOUSE OF PORT ORANGE		1			1
Coos County Nursing Home		1			1
Kroger 698 - The Little Clinic 14th Street/Bell		1			1
Court House Center		1			1
ARIZONA STATE LABORATORY			1	100%	1
MEDONE URGENT CARE			1	100%	1
BOCA CIEGA CENTER			1	100%	1
EXPRESS WALK IN MEDICAL CENTER			1	100%	1
GARDEN VIEW CARE CENTER		1			1
ORLANDO DIALYSIS		1			1
WYOMING COUNTY DEPARTMENT OF HEALTH		1			1
Good Samaritan Society - Albion		1			1
CVS PA2867POCT FOLSOM		1			1
CENTRAL TX MEDICAL CENTER - LAB			1	100%	1
CLEMENT J ZABLOCKI VAMC		1			1
WINNIFRED ASSISTED LIVING FACILITY INC		1			1
EAST LANSING OPCO		1			1
CENTRAL JERSEY URGENT CARE OF GREEN BR		1			1
The Good Shepherd		1			1
ATHENS LIMESTONE HOSPITAL		1			1
MED-LAKE LABORATORY			1	100%	1
OCEANVIEW NURSING AND REHABILITAION CENTER			1	100%	1
SAINT FRANCIS HOSPITAL			1	100%	1
NORWALK HOSPITAL			1	100%	1
HOSPITAL METROPOLITANO SAN GERMAN			1	100%	1
JUP Serology SubSection			1	100%	1
Heritage Health of Peru			1	100%	1
Chateau Dville Rehab & Retirement		1			1
SUNCOAST PRIMARY CARE LLC			1	100%	1
ELMCROFT OF TIMBERLIN PARC			1	100%	1
QC LABORATORY			1	100%	1
ADDINGTON PLACE EAST LAKE		1			1
EDGAR PRICE FAMILY & CHILDREN HEALTHCARE CENTER			1	100%	1
HATLEY HEALTH CARE, INC		1			1
EASTSIDE MEDICAL CLINIC		1			1
MT VIEW			1	100%	1

# COVID-19: testing by laboratory

Data through Apr 10, 2021 verified as of Apr 11, 2021 at 09:25 AM

Data in this report are provisional and subject to change.

The numbers in the table below represent the number of Florida and non-Florida residents for whom test results were received by the Department of Health. A person can be tested by more than one laboratory and can have both positive and negative results. **Therefore, the sum of the numbers in each column will be larger than the total number of people tested.**

Reporting lab	Inconclusive	Negative	Positive	Percent positive	Total
CVS AZ3264POCT PHOENIX			1	100%	1
PRESTIGE ER			1	100%	1
CORDOVA FAMILY PRACTICE			1	100%	1
Ideal Senior Living Center		1			1
Carington Park			1	100%	1
MEDTOWN PHARMACY			1	100%	1
PUTNAM CO HOSPITAL-D/B/A ASBURY TOWERS		1			1
Kroger 97 - The Little Clinic Hutchinson		1			1
SUNRISE/QUAY COUNTY HEALTH CLINIC		1			1
LACKAWANNA HEALTH AND REHAB CENTER		1			1
EXCEPTIONAL EMERGENCY CENTER			1	100%	1
FAMILY AND INTERNAL MEDICINE ASSOCIATES		1			1
GENESIS HOME HEALTH CARE SERVICES OF			1	100%	1
EXPRESS LAB LIVINGSTON			1	100%	1
CHATEAU MADELEINE - SENIOR LIVING & MEMORY CARE			1	100%	1
WELLOW URGENT CARE-OSWEGO			1	100%	1
UNIVERSITY OF FLORIDA			1	100%	1
PINELLAS POINT NURSING AND REHAB CENTER			1	100%	1
Pinnacle Health and Rehab at South Portland		1			1
HEARTLAND OF ZEPHYRHILLS FL, LLC			1	100%	1
ASCARATE DIALYSIS			1	100%	1
PHYSICIANS PRIMARY CARE LEHIGH PEDS			1	100%	1
CARRINGTON, LLC D/B/A THE CARRINGTON		1			1
CORONA CONCIERGE, LLC		1			1
FAIRHAVEN		1			1
REGIONAL MEDICAL LABORATORY			1	100%	1
BAYLOR SCOTT & WHITE ALL SAINTS MEDICAL CENTER FT			1	100%	1
CONCIERGE IV NUTRITION			1	100%	1
OXLEY PARK HEALTH & REHAB		1			1
HARTFORD HEALTH CARE & REHABILITATION			1	100%	1
MINUTECLINIC LLC #3351			1	100%	1
CLINICAL MICROBIOLOGY LAB FAIRVIEW UNIVERSITY HOSPITAL			1	100%	1
Hempfield Manor		1			1
PULSE MEDICAL DOCTOTS LLC			1	100%	1
ATLANTIS VISION CENTER			1	100%	1
Signature Healthcare of Fort Wayne		1			1
LIFEGUARD AMBULANCE SERVICE LLC, TEXAS			1	100%	1
MID FLORIDA BIOLOGICALS			1	100%	1
POETS WALK SARASOTA			1	100%	1
MCR HEALTH MEDICAL EXPRESS			1	100%	1
Avon Health Center		1			1
CONNECTICUT PEDIATRICS @ CHC		1			1
BROCK HUGHES MEDICAL CENTER			1	100%	1
LIFE CARE CENTER OF GWINNETT		1			1
OPTI MED PHARMACY		1			1
PALM SPRINGS GENERAL HOSPITAL			1	100%	1

# COVID-19: testing by laboratory

Data through Apr 10, 2021 verified as of Apr 11, 2021 at 09:25 AM

Data in this report are provisional and subject to change.

The numbers in the table below represent the number of Florida and non-Florida residents for whom test results were received by the Department of Health. A person can be tested by more than one laboratory and can have both positive and negative results. **Therefore, the sum of the numbers in each column will be larger than the total number of people tested.**

Reporting lab	Inconclusive	Negative	Positive	Percent positive	Total
441 URGENT CARE CENTER - BROWNWOOD			1	100%	1
Community Compassion Center of Batesville			1	100%	1
MEDEXPRESS URGENT CARE-MEADVILLE			1	100%	1
BIODORON LABORATORIES			1	100%	1
MISSION REGIONAL MEDICAL CENTER			1	100%	1
Oak Hill Health & Rehabilitation Center			1	100%	1
Falmouth By The Sea			1	100%	1
TALLAHASSEE DIALYSIS		1			1
SHANNON CLARK OD, PA			1	100%	1
AAA MEDICAL TESTING			1	100%	1
Shoreline Care Center			1	100%	1
DIMMIT REGIONAL HOSPITAL			1	100%	1
NEVADA DEPARTMENT OF HEALTH AND HUMAN SERVICES			1	100%	1
WALGREENS # 11165		1			1
SACRED HEART HEALTH SYSTEM- MIDWIFE PROGRAM			1	100%	1
KINGWOOD EMERGENCY CENTER			1	100%	1
BOND COUNTY HEALTH DEPARTMENT			1	100%	1
Strasburg Care Center		1			1
CVS MA929POCT FRANKLIN		1			1
DESTIN SURGERY CENTER LTD		1			1
SYNERGY DIALYSIS INC			1	100%	1
C V S / PHARMACY #4396		1			1
PEDIATRIC ASSOCIATES - JACKSONVILLE			1	100%	1
FAITH FAMILY PRACTICE			1	100%	1
NEXTCARE NIFONG			1	100%	1
Masonic Medical Research Institute			1	100%	1
CVS TX4794POCT ARLINGTON		1			1
PEDIATRIC ASSOCIATES - DORAL			1	100%	1
CORE OCCUPATIONAL MEDICINE			1	100%	1
Ozark Health and Rehabilitation, LLC		1			1
ADVANCE CARDIOVASCULAR IMAGING, INC			1	100%	1
PINECREST MANOR		1			1
ARCADIA DIALYSIS CENTER			1	100%	1
Williamstown Commons			1	100%	1
Wildwood Healthcare		1			1
MEDHEALTH CLINICAL INC			1	100%	1
SOUTHWEST FLORIDA DIVISION LAB			1	100%	1
MEMORIAL URGENT CARE CENTER -			1	100%	1
CHILDREN'S NATIONAL MEDICAL CENTER			1	100%	1
Bivins Pointe			1	100%	1
PEDIATRIC ASSOCIATES OF JULINGTON CREEK			1	100%	1
VISTA DEL SOL MED ASSOC		1			1
TRANSCEND PERFORMANCE AND LIFESTYLE INSTITUTE			1	100%	1
El Paso Health Care Center			1	100%	1
GENESIS CARE USA OF FLORIDA, LLC			1	100%	1
PIERCE INSTRUMENTS INC			1	100%	1

# COVID-19: testing by laboratory

Data through Apr 10, 2021 verified as of Apr 11, 2021 at 09:25 AM

Data in this report are provisional and subject to change.

The numbers in the table below represent the number of Florida and non-Florida residents for whom test results were received by the Department of Health. A person can be tested by more than one laboratory and can have both positive and negative results. **Therefore, the sum of the numbers in each column will be larger than the total number of people tested.**

Reporting lab	Inconclusive	Negative	Positive	Percent positive	Total
Accordius Health at Harrisonburg		1			1
CFHC - FROSTPROOF			1	100%	1
WASHINGTON SOLDIERS HOME AND COLONY		1			1
NEWCARE PRIMARY MEDICINE			1	100%	1
OPTIMAL MEDICINE INC		1			1
NATIONAL INSTITUTES OF HEALTH CLINICAL CENTER			1	100%	1
ULTIMATE ANALYSIS LABORATORY			1	100%	1
CLERMONT PEDIATRICS, PA			1	100%	1
SALTZER URGENT CARE			1	100%	1
PALM BEACH PEDIATRIC UROLOGY			1	100%	1
HALE KUPUNA HERITAGE HOME		1			1
TAMPA HEALTH CARE PROVIDERS PA		1			1
Walgreens #5065		1			1
SARASOTA MEMORIAL HOSPITAL		1			1
CARESPOT EXPRESS HEALTHCARE BOYNTON BEACH			1	100%	1
HARRIS URGENT CARE CENTER			1	100%	1
MEDEXPRESS URGENT CARE - CINNAMINSON		1			1
FOCUSED CARE AT ALLENBROOK		1			1
WESTON COUNTY HEALTH SERVICES			1	100%	1
SJMC PHYSICIAN SERVICES			1	100%	1
Hillside Rehab and Care Center			1	100%	1
COLOMBO'S PHARMACY		1			1
YUMA REGIONAL MEDICAL CENTER			1	100%	1
SHRIVERS PHARMACY AND WELLNESS CENTER			1	100%	1
Walgreens #10988		1			1
ALL CARE URGENT CARE			1	100%	1
GSM OCED Subsection			1	100%	1
FLORIDA FAMILY LABORATORY		1			1
LANTANA HC LAB			1	100%	1
ELATION HEALTH		1			1
Brown Memorial Home		1			1
STANDIFER PLACE		1			1
Brio of Johnston		1			1
CARING PROFESSIONAL HEALTH CARE LLC		1			1
Mayfair Village Nursing Care Center		1			1
MEDEXPRESS NORTHSIDE			1	100%	1
OCALA RKC EAST HEMO #1			1	100%	1
WARREN GENERAL HOSPITAL			1	100%	1
CAH ACQUISITION COMPANY 11 LLC			1	100%	1
US LABORATORIES			1	100%	1
LONESTAR 24HRER MANAGEMENT LLC DBA LONESTAR 24HRER			1	100%	1
Raleigh Center (WV)			1	100%	1
FLORIDA DEPARTMENT OF HEALTH PALM BEACH COUNTY			1	100%	1
RYE BEACH PHARMACY INC		1			1
BRISTOL REGINAL MEDICAL CENTER			1	100%	1
JEFFREY A HIRSCHFIELD, MD PA			1	100%	1



# COVID-19: testing by laboratory

Data through Apr 10, 2021 verified as of Apr 11, 2021 at 09:25 AM

Data in this report are provisional and subject to change.

The numbers in the table below represent the number of Florida and non-Florida residents for whom test results were received by the Department of Health. A person can be tested by more than one laboratory and can have both positive and negative results. **Therefore, the sum of the numbers in each column will be larger than the total number of people tested.**

Reporting lab	Inconclusive	Negative	Positive	Percent positive	Total
MEA PRIMARY CARE PLUS BYRAM			1	100%	1
CVS AZ9273POCT TUCSON			1	100%	1
Good Shepherd Fairview Home, Inc.		1			1
WELL-KEY URGENT CARE SEVIERVILLE			1	100%	1
SILVER SPRINGS SHORES DIALYSIS			1	100%	1
Fairhope		1			1
C V S / PHARMACY #833		1			1
LAKE VIEW COURT		1			1
ALABAMA REFERENCE LAB			1	100%	1
SOUTHERN FAMILY HEALTH			1	100%	1
AMBULATORY CARE CLINIC, LLC			1	100%	1
NOVANT HEALTH PRINCE WILLIAM WELLNESS CENTER			1	100%	1
AESTHETIC PHYSICIANS PC			1	100%	1
HEALTHPLUS			1	100%	1
MEDICAL LIFE-INC GUIDEWELL EMERGENCY MEDICINE			1	100%	1
LANGLEY DIALYSIS			1	100%	1
PROVIDENCE PORTLAND MEDICAL CENTER		1			1
SOPHIA MEDICAL ASSOCIATES, PC			1	100%	1
BRIGHT HEALTH CLINIC CORP			1	100%	1
THE HEART HOSPITAL BAYLOR PLANO			1	100%	1
THE MEDICAL CENTER			1	100%	1
VERITAS GENETICS, INC.			1	100%	1
Kroger 779 - The Little Clinic Georgetown		1			1
Florence Nursing and Rehabilitation Center		1			1
REGIONAL MED CTR BAYONET POINT			1	100%	1
Kroger - KRO01100688			1	100%	1
CONSULATE HEALTH CARE OF VERO BEACH			1	100%	1
MEMORIAL HOSPITAL AT GULFPORT			1	100%	1
MEDIPLUS CLINIC, INC			1	100%	1
SENCARE MANAGEMENT		1			1
Consulate Health Care of Tallahassee			1	100%	1
BRIDGEWAY CENTER INC			1	100%	1
CVS OH6164POCT DELAWARE		1			1
FLORIDA DIGESTIVE AND LIVER SPECIALISTS			1	100%	1
AVON PARK CLUSTER		1			1
Remarkable Healthcare Dallas			1	100%	1
SOUTH DADE NURSING & REHABILITATION CENTER			1	100%	1
BAPTIST HOSPITAL EAST			1	100%	1
PAUL C SCHWARTZ & MELVIN L WEIDMAN		1			1
ATMORE COMMUNITY HOSPITAL			1	100%	1
Jewish Home of Rochester		1			1
NORTH BREVARD CHILDRENS MEDICAL CENTER			1	100%	1
St. Catherine's manor of Findlay		1			1
FIRSTCARE MEDICAL CENTER			1	100%	1
BARTLE'S PHARMACY INC			1	100%	1
COLLINS NURSING HOME		1			1

# COVID-19: testing by laboratory

Data through Apr 10, 2021 verified as of Apr 11, 2021 at 09:25 AM

Data in this report are provisional and subject to change.

The numbers in the table below represent the number of Florida and non-Florida residents for whom test results were received by the Department of Health. A person can be tested by more than one laboratory and can have both positive and negative results. **Therefore, the sum of the numbers in each column will be larger than the total number of people tested.**

Reporting lab	Inconclusive	Negative	Positive	Percent positive	Total
CONSOLIDATED			1	100%	1
ROCKLEDGE HEALTH & REHABILITATION CENTER			1	100%	1
LABORATORY COPORATION OF AMERICA			1	100%	1
URGENT 202 COX CREEK PKWY		1			1
MEDICAL EXAMINERS OFFICE, LEESBURG			1	100%	1
HOUSTON MEDICAL CENTER			1	100%	1
LabCorp L#09258295 M#09258285			1	100%	1
Fulton County Medical Center Long Term Care			1	100%	1
Vista Park			1	100%	1
PHYSICIAN ASSOCIATES, LLC			1	100%	1
PHYSICIANS URGENT CARE			1	100%	1
NOORANI MEDICAL CENTER LLC			1	100%	1
WESTEX URGENT CARE, PLLC			1	100%	1
LIFESTREAM BEHAVIORAL CENTER INC			1	100%	1
SEGAL INSTITUTE FOR CLINICAL RESEARCH INC			1	100%	1
EXACCARE KINGSTON, LLC			1	100%	1
SARHA DOCTORS CENTER			1	100%	1
Crowne Health Care of Eufaula		1			1
EAGLE COUNTY HEALTH AND HUMAN SERVICES			1	100%	1
ALL PRO ORTHOPEDICS & SPORTS MEDICINE, PA			1	100%	1
SHAW MEDICAL GROUP LLC			1	100%	1
SCHUYLER HOSPITAL		1			1
BROWARD MEDICAL LAB			1	100%	1
BOCA RATON REGIONAL HOSPITAL		1			1
Kroger 588 - The Little Clinic Thompsons Station		1			1
St. Anthonys Nursing and Rehab			1	100%	1
Diversicare of Ripley		1			1
EXPRESS CARE OF Ocala			1	100%	1
AMBRY GENETICS CORP	1				1
ADVENTHEALTH HOME CARE WATERMAN			1	100%	1
Medilodge of Kalamazoo		1			1
COURTLAND TERRACE		1			1
A.G. Rhodes		1			1
Mountain City Care and Rehabilitation Center		1			1
KEY WEST BRANCH MEDICAL CLINIC			1	100%	1
APPLECARE URGENT CARE			1	100%	1
Kroger 705 - The Little Clinic Richmond		1			1
PROGRESSIVE MEDICAL LAB LLC			1	100%	1
APPLECARE URGENT CARE KINGSLAND			1	100%	1
WALKIN MEDICAL URGENT CARE,NEW CITY			1	100%	1
THE EMORY CLINIC			1	100%	1
CVS IL7142POCT LOCKPORT		1			1
TAYLOR COUNTY HEALTH DEPARTMENT			1	100%	1
Walgreens #12153		1			1
HEALTH GUAGE			1	100%	1
PHOEBE SUMTER MEDICAL CENTER LABORATORY		1			1

# COVID-19: testing by laboratory

Data through Apr 10, 2021 verified as of Apr 11, 2021 at 09:25 AM

Data in this report are provisional and subject to change.

The numbers in the table below represent the number of Florida and non-Florida residents for whom test results were received by the Department of Health. A person can be tested by more than one laboratory and can have both positive and negative results. **Therefore, the sum of the numbers in each column will be larger than the total number of people tested.**

Reporting lab	Inconclusive	Negative	Positive	Percent positive	Total
ALLEGANY COUNTY DEPARTMENT OF HEALTH		1			1
Hillside Manor Rehabilitation and Extended Care Center		1			1
American Fork Care Center dba Heritage Care Center		1			1
KIOSK MEDICINE KENTUCKY LLC		1			1
GRANITE FALLS LTC, LLC		1			1
TFH HOME HEALTH INC			1	100%	1
MED CHOICE CENTER OF NORTH MIAMI			1	100%	1
The Center at Centennial			1	100%	1
CARE ADVANTAGE			1	100%	1
ALCALA PHARMACEUTICALS			1	100%	1
Parkside Manor		1			1
AURORA CONSOLIDATED LABORATORY			1	100%	1
AUTUMN HOUSE			1	100%	1
MEDICAL UNIVERSITY OF SOUTH CAROLINA			1	100%	1
MEDEXPRESS URGENT CARE - MT EPHRAIM		1			1
Glenburn Home		1			1
GALVESTON COUNTY HEALTH DISTRICT			1	100%	1
INTERMOUNTAIN HEALTHCARE CENTRAL LABORATORY			1	100%	1
WELLCARE URGENT CARE			1	100%	1
PUBLIX PHARMACY #0332		1			1
MAINE HEALTH AND ENVIRONMENTAL TESTING LABORATORY			1	100%	1
WALGREENS #06025		1			1
TEXAS HEALTH HARRIS METHODIST HOSPITAL			1	100%	1
NEMOURS CHILDREN'S			1	100%	1
JACKSONVILLE HEALTH & REHAB		1			1
Rockcastle Health and Rehab		1			1
BREVARD COUNTY JAIL			1	100%	1
NULEASE MEDICAL SOLUTIONS			1	100%	1
FLORIDA EPIDEMIOLOGY PROGRAM			1	100%	1
MARTIN HEALTH PHYSICIAN GROUP			1	100%	1
WALGREENS # 12338		1			1
SMITH			1	100%	1
LANGLADE			1	100%	1
CMC MERCY LABORATORY			1	100%	1
PEDIATRIC PARTNERS ZEPHYRHILLS			1	100%	1
Smg At Bridgewater Family Medicine		1			1
Harris Hill Nursing Facility		1			1
MCCALLIE SCHOOL-STUDENT HEALTH CENTER		1			1
Signature HealthCare of Bowling Green		1			1
SISTERS MISSION			1	100%	1
ALL AMERICAN FAMILY AND GERIATRIC CARE			1	100%	1
MEDICAL ASSOCIATES OF THE SHOALS		1			1
MID FLORIDA DERMATOLOGY ASSOCIATES PA			1	100%	1
Fairhaven Retirement Community		1			1
PROGRESSIVE URGENT CARE, PC			1	100%	1
VICTORIA PAIN AND REHABILITATION CENTER			1	100%	1

# COVID-19: testing by laboratory

Data through Apr 10, 2021 verified as of Apr 11, 2021 at 09:25 AM

Data in this report are provisional and subject to change.

The numbers in the table below represent the number of Florida and non-Florida residents for whom test results were received by the Department of Health. A person can be tested by more than one laboratory and can have both positive and negative results. **Therefore, the sum of the numbers in each column will be larger than the total number of people tested.**

Reporting lab	Inconclusive	Negative	Positive	Percent positive	Total
GOOD PEDIATRICS			1	100%	1
VITAL CARE			1	100%	1
CVS CA9751POCT AGOURA		1			1
MEDCARE QUALITY MEDICAL CENTER LLC			1	100%	1
HEARTLAND NURSING & REHABILITATION		1			1
LOUISIANA STATE LAB			1	100%	1
TMH PHYSICIAN PARTNERS QUINCY			1	100%	1
CYPRESS CREEK DIALYSIS CTR			1	100%	1
Piqua Manor		1			1
Wedgewood Manor		1			1
NEW YORK STATE DEPARTMENT OF HEALTH			1	100%	1
MIAMI JEWISH DIALYSIS			1	100%	1
Juniper Village at Bucks County		1			1
PALMETTO CHARTER SCHOOL		1			1
Orange City Nursing and Rehab Center			1	100%	1
BAPTIST HEALTH MEDICAL PLAZA			1	100%	1
CLEVELAND CLINIC FLORIDA WAIVED			1	100%	1
NEW RIVER HEALTH DISTRICT			1	100%	1
Schoenbrunn Healthcare		1			1
DORAL KIDNEY CENTER			1	100%	1
SELECT SPECIALTY HOSPITAL - ORLANDO SOUTH			1	100%	1
NEMOURS CHILDREN'S PRIMARY CARE			1	100%	1
Autumn Care of Suffolk		1			1
Orchid Cove at Naples			1	100%	1
MYCLINIC, INC			1	100%	1
SUNSHINE FAMILY & WELLNESS CENTER			1	100%	1
HEALTH CLINIC,THE		1			1
DORNOCH PLACE DEL PRADO		1			1
REHABILITATION CENTER OF SOUTH GEORGIA		1			1
Freedom Pointe at The Villages			1	100%	1
KEY BISCAYNE PEDIATRIC ASSOCIATES INC			1	100%	1
CVS IL8744POCT BROOKFIELD		1			1
SILVERMAN			1	100%	1
Davie Nursing & Rehabilitation Center		1			1
TITUSVILLE TOWERS ASSISTED LIVING		1			1
MULTICARE PHYSICIANS			1	100%	1
CALIFORNIA PUBLIC HEALTH LABORATORY			1	100%	1
Parkwood Healthcare Facility		1			1
GREATER TAMPA AT HOME			1	100%	1
MEDEXPRESS URGENT CARE - BENTONVILLE		1			1
OXY-GENLAB			1	100%	1
FIVE STAR PREMIER RESIDENCES OF POMPANO BEACH			1	100%	1
ADVENTHEALTH SENIOR CARE AT ORMOND			1	100%	1
OMNICARE PHARMACY OF TEXAS 1, LP		1			1
Gulf Coast health and Rehabilitation, LLC		1			1
ST. LUKES HOSPITAL			1	100%	1

# COVID-19: testing by laboratory

Data through Apr 10, 2021 verified as of Apr 11, 2021 at 09:25 AM

Data in this report are provisional and subject to change.

The numbers in the table below represent the number of Florida and non-Florida residents for whom test results were received by the Department of Health. A person can be tested by more than one laboratory and can have both positive and negative results. **Therefore, the sum of the numbers in each column will be larger than the total number of people tested.**

Reporting lab	Inconclusive	Negative	Positive	Percent positive	Total
LEE MEMORIAL HEALTH SYSTEMS HOME HEALTH		1			1
Westminster Canterbury Richmond		1			1
LOGAN COUNTY HOSPITAL			1	100%	1
SV MOBILE HEALTH			1	100%	1
EPIC CARE PHARMACY		1			1
WORKFORCE HEALTH DEPARTMENT			1	100%	1
VA OPTOMETRY CLINIC			1	100%	1
CACERES SPECIALIZED GYNECOLOGY		1			1
ST FRANCIS MEDICAL CENTER			1	100%	1
Sage Bluff Health & Rehabilitation Center		1			1
MEDEXPRESS URGENT CARE - CABOT			1	100%	1
GENESIS HEALTH SYSTEM			1	100%	1
VA Texas Valley Coastal Bend Harlingen HCC		1			1
AVERA SACRED HEART HOSPITAL			1	100%	1
KETTERING MEDICAL CENTER			1	100%	1
Ladera Center		1			1
Elm Crest Senior Living Community		1			1
Kroger 444 - The Little Clinic Dent		1			1
Arlington Care Center			1	100%	1
Kroger 016 - The Little Clinic Centennial		1			1
BAYSHORE DIALYSIS			1	100%	1
MEDICAL CLINIC OF HOUSTON			1	100%	1
Greenhaven Health and Rehabilitation		1			1
TIMPANOGOS REGIONAL HOSPITAL			1	100%	1
NEXT LEVEL URGENT CARE (WOODLANDS)			1	100%	1
COOSA VALLEY HEALTHCARE CENTER LLC		1			1
Life Care Center of Paradise Valley		1			1
ROSLYN INTERNAL MEDICINE		1			1
LAB TEST KENDALL LLC		1			1
SPORTS MEDICINE CLINIC - U OF WYOMING			1	100%	1
SAINT ALPHONSUS REGIONAL MEDICAL CENTER			1	100%	1
DEVLIN MANOR NURSING AND REHABILITATION		1			1
MAHONEY PEDIATRICS PA			1	100%	1
WEST VIRGINIA LABORATORIES			1	100%	1
TILE PHARMACY		1			1
WILCOX MEDICAL CENTER-ALMA COLLEGE		1			1
SAINT AGNES HOSPITAL			1	100%	1
CRESTHAVEN			1	100%	1
MOUNTAINVIEW URGENT CARE VALLEY		1			1
SC-GA2018 THE RIDGE REHABILITATION & H		1			1
DR Q PEDIATRICS			1	100%	1
VANAJA SUREDDI MD PA			1	100%	1
MEDEXPRESS URGENT CARE-BRENTWOOD		1			1
NONA MEDICAL ARTS		1			1
BLESSINGS MEDICAL CLINIC, THE			1	100%	1
Avista Nursing and Rehab			1	100%	1

# COVID-19: testing by laboratory

Data through Apr 10, 2021 verified as of Apr 11, 2021 at 09:25 AM

Data in this report are provisional and subject to change.

The numbers in the table below represent the number of Florida and non-Florida residents for whom test results were received by the Department of Health. A person can be tested by more than one laboratory and can have both positive and negative results. **Therefore, the sum of the numbers in each column will be larger than the total number of people tested.**

Reporting lab	Inconclusive	Negative	Positive	Percent positive	Total
WEST FLORIDA MEDICAL CENTER CLINIC			1	100%	1
MARYLAND DEPARTMENT OF HEALTH AND MENTAL HYGIENE			1	100%	1
MARTIN LUTHER KING RENAL INSTITUTE			1	100%	1
FRESENIUS MEDICAL CARE TRADITION			1	100%	1
MEDICAL ASSOCIATES OF CARTER		1			1
Heritage of Red Cloud		1			1
WALGREENS #01456		1			1
ARTESIAN HOME		1			1
SYNAPSE ANALYTICAL LABS		1			1
CENTRAL FL INTERNAL MEDICINE ASSOCIATES LLC		1			1
LYSTER MAIN LAB, FT RUCKER		1			1
Greencroft Goshen		1			1
St. Mary's Care Center		1			1
SMA BEHAVIORAL HEALTH SERVICES INC		1			1
KENDALL PEDIATRICS PARTNERS LLC			1	100%	1
LAS PALMAS MEDICAL CENTER			1	100%	1
RED BUG LAKE ROAD OVIEDO COVID			1	100%	1
ADVANCE HEALTH AND WELLNESS SOLUTIONS			1	100%	1
BETTER U BETTER LIFE WELLNESS LLC			1	100%	1
KAISER PERMANENTE REGIONAL REFERENCE LABORATORY		1			1
VALLEY HOSPITAL MEDICAL CENTER		1			1
BELLMORE PEDIATRICS		1			1
PBSO HEALTH AND WELLNESS CENTER			1	100%	1
BRIDGES AT LIFE CARE CENTER OF OCALA, THE			1	100%	1
Robinson Terrace Rehabilitation and Nursing Center		1			1
DSI LABORATORIES-NAPLES-7TH			1	100%	1
SANTA ROSA PEDIATRICS			1	100%	1
Parkview Care and Rehabilitation Center		1			1
CARE CENTER OF LAKE PLACID			1	100%	1
Acts Manor House		1			1
UABC			1	100%	1
BLAKE AT PENSACOLA OPERATION CO, LLC, THE			1	100%	1
INTERNAL MEDICINE GROUP OF CENTRAL FLORIDA			1	100%	1
SHANNON MEDICAL CENTER			1	100%	1
PSL JAX BEACH OPERATIONS LLC			1	100%	1
Hawthorne House		1			1
WEST CARVER MEDICAL ASSOCIATES		1			1
CVS AZ69POCT PEORIA		1			1
INFANTS & CHILDREN PA			1	100%	1
SUNRISE CLINIC SANTA ROSA		1			1
MINUTE CLINIC DIAGNOSTIC MED GRP OF CA		1			1
Shelbyville Manor		1			1
EVENTIDE LUTHERAN HOME		1			1
BOND & STEELE CLINIC, PA			1	100%	1
BEAUMONT HOSPITAL			1	100%	1
HEALTH FIRST MEDICAL GROUP LLC			1	100%	1

# COVID-19: testing by laboratory

Data through Apr 10, 2021 verified as of Apr 11, 2021 at 09:25 AM

Data in this report are provisional and subject to change.

The numbers in the table below represent the number of Florida and non-Florida residents for whom test results were received by the Department of Health. A person can be tested by more than one laboratory and can have both positive and negative results. **Therefore, the sum of the numbers in each column will be larger than the total number of people tested.**

Reporting lab	Inconclusive	Negative	Positive	Percent positive	Total
SUN LABORATORY SERVICES,INC			1	100%	1
PURECARE PHARMACY		1			1
HIDALGO FAMILY CLINIC			1	100%	1
GWINNETT MEDICAL CENTER			1	100%	1
HUNEYCUTT FAMILY PRACTICE			1	100%	1
FLORIDA HOME HEALTH			1	100%	1
Northern Nevada State Veterans Home		1			1
SURGERY CENTER, THE			1	100%	1
Central Alabama Veterans HCS - West Campus		1			1
MYLAN-SOUTH POINT PA		1			1
ERIE COUNTY EMERGENCY SERVICES DIV OF		1			1
JACKSON MADISON CO. GEN. HOSPITAL			1	100%	1
INNOVATIVE HEALTH DIAGNOSTIC OF CALIFORNIA			1	100%	1
SMITH KLINE			1	100%	1
ST JOSEPHS CHILDRENS HOSPITAL PEDI TRANSPORT			1	100%	1
Washington County Nursing HMe			1	100%	1
HARMONY HEALTHCARE ORLANDO INC		1			1
SIERRA HEALTH CARE CENTER		1			1
HIGH DESERT COURT GROUP HOME			1	100%	1
WALGREENS #5130			1	100%	1
ENCOMPASS HEALTH HOME HEALTH		1			1
URGENT CARE CENTER OF PORT ORANGE LLC			1	100%	1
ADAPTIVE BIOTECHNOLOGIES			1	100%	1
DR PHILLIPS CENTER FOR WELLNESS		1			1
INTERIM HEALTHCARE			1	100%	1
Kroger 500 - The Little Clinic Speedway		1			1
DAVITA DIALYSIS-NORTH			1	100%	1
ANY LAB TEST NOW JACKSONVILLE		1			1
STONECREST MEDICAL CENTER		1			1
LEGACY AT HIGHWOODS PRESERVE		1			1
TEXAS HEALTH ARLINGTON MEMORIAL HOSPITAL			1	100%	1
WYOMING OPCO, LLC DBA MEDILODGE OF WYO		1			1
HANCOCK REGIONAL HOSPITAL		1			1
MD NOW MEDICAL CENTERS, INC			1	100%	1
MADISON REHABILITATION HOSPITAL		1			1
OMAHA VA MEDICAL CENTER			1	100%	1
WAKE FOREST MEDICAL CENTER LABORATORY			1	100%	1
CAREWELL URGENT CARE FITCHBURG			1	100%	1
OCALA REGIONAL DIALYSIS- NORTH			1	100%	1
HEAD 2 TOE PEDIATRICS, PLLC			1	100%	1
ALBUQUERQUE INDIAN HEALTH CENTER		1			1
GAMMA HEALTHCARE, INC		1			1
QUALITY CLINICAL LAB LLC			1	100%	1
NABI		1			1
PALMA CEIA MED GROUP-SWANN		1			1
CITRONELLE HEALTH AND REHABILITATION CENTER		1			1

# COVID-19: testing by laboratory

Data through Apr 10, 2021 verified as of Apr 11, 2021 at 09:25 AM

Data in this report are provisional and subject to change.

The numbers in the table below represent the number of Florida and non-Florida residents for whom test results were received by the Department of Health. A person can be tested by more than one laboratory and can have both positive and negative results. **Therefore, the sum of the numbers in each column will be larger than the total number of people tested.**

Reporting lab	Inconclusive	Negative	Positive	Percent positive	Total
SUMMIT DETOX INC			1	100%	1
LP Marietta II, LLC		1			1
CLINICAL LABORATORY DEPARTMENT			1	100%	1
Rio Grande City Nursing and Rehab Center			1	100%	1
DIGESTIVE DISEASE CARE PC		1			1
ADVENTHEALTH PHYSICIAN GROUP – APPLEWOOD			1	100%	1
ANDREWS			1	100%	1
Kroger 539 - The Little Clinic Memorial Blvd.		1			1
GADSDEN FAMILY PRACTICE		1			1
WELLPATH			1	100%	1
CLINTON DRUG STORE		1			1
Nemours Children's Clinic-Orla			1	100%	1
Central Alabama Veterans HCS - East Campus		1			1
SIGNATURE CARE MIDLAND			1	100%	1
FALKVILLE HEALTHCARE		1			1
IDAHO HEALTH DEPARTMENT			1	100%	1
URGENTMED			1	100%	1
Dupage Care Center			1	100%	1
MONMOUTH MEDICALC ENTER		1			1
GOSHEN HOSPITAL			1	100%	1
YORK HOSPITAL: MICROBIOLOGY			1	100%	1
HIGHLANDS CLINICAL LABORATORY			1	100%	1
SANITAS RESEARCH LLC			1	100%	1
Memorial Health Care Center			1	100%	1
JOHN MANCHIN SR HEALTH CARE CENTER		1			1
NEMOURS CHILDREN'S PRIMARY CARE			1	100%	1
HEALTHPARTNERS HUDSON CLINIC			1	100%	1
MEDEXPRESS URGENT CARE - HADLEY		1			1
COASTAL PEDIATRICS LLC			1	100%	1
HORIZON MEDICAL CENTER			1	100%	1
ORLANDO PHYSICIAN NETWORK		1			1
RIVERTON CBOC			1	100%	1
MEMPHIS URGENT CARE #2, LLC			1	100%	1
BAPTIST HEALTH PRIMARY CARE AT CUTLER BAY			1	100%	1
DORA HOME CARE			1	100%	1
REFERENCE LABORATORY			1	100%	1
FAYETTE MEDICAL CENTER LAB		1			1
Oakview Manor Health and Rehab		1			1
CARSON NURSING AND REHABILITATION CENTER		1			1
PULMONARY, CRITICAL CARE AND SLEEP DISORDERS INSTITUTE OF SOUTH FLORID			1	100%	1
Bethel Lutheran Nursing & Rehabilitation Center		1			1
MID-FLORIDA PATHOLOGY LLC		1			1
Kroger 397 - The Little Clinic Frankfort East		1			1
AHC Dyersburg		1			1
ROSE MEDICAL CENTER LAB			1	100%	1
CONCENTRA - OCALA		1			1



# COVID-19: testing by laboratory

Data through Apr 10, 2021 verified as of Apr 11, 2021 at 09:25 AM

Data in this report are provisional and subject to change.

The numbers in the table below represent the number of Florida and non-Florida residents for whom test results were received by the Department of Health. A person can be tested by more than one laboratory and can have both positive and negative results. **Therefore, the sum of the numbers in each column will be larger than the total number of people tested.**

Reporting lab	Inconclusive	Negative	Positive	Percent positive	Total
HOLLAND COMMUNITY HOSPITAL		1			1
LIMA MEMORIAL HOSPITAL			1	100%	1
BETHESDA DIALYSIS			1	100%	1
HARDIN MEMORIAL HOSPITAL - HEARTLAND PATHOLOGY CONSULTANTS			1	100%	1
SUNSHINE URGENT CARE			1	100%	1
SUNSHINE PEDIATRICS OF LUTz			1	100%	1
NORTHWEST TEXAS HEALTHCARE SYSTEM, INC			1	100%	1
MIAMI-DADE COUNTY HEALTH DEPT.		1			1
FLORIDA HEART AND VASCULAR MULTISPECIALTY GROUP PA			1	100%	1
SANCHEZ CAZAU MEDICAL GROUP			1	100%	1
TOMAH VAMC			1	100%	1
CLEVELAND CLINIC OUTPATIENT LABORATORY			1	100%	1
HSRE-ASL CASSELBERRY TRS, LLC			1	100%	1
ANDERSON NURSING CENTER			1	100%	1
WILMINGTON NURSING AND REHAB			1	100%	1
TRAFALGAR DIALYSIS			1	100%	1
NORTH FLORIDA FAMILY MEDICINE			1	100%	1
CHATSWORTH ASSISTED LIVING COMMUNITY AT PGA NATIONAL			1	100%	1
WESTOX LABS		1			1
STEPHENS COUNTY HOSPITAL			1	100%	1
TREASURE COAST MEDICAL CONCIERGE LLC			1	100%	1
PHOEBE PRIMARY CARE CAMILLA			1	100%	1
CHOTA COMMUNITY HEALTH SERVICES		1			1
SUMMIT HEALTHCARE REGIONAL MEDICAL		1			1
FLORIDA CLINICAL RESEARCH CENTER, LLC			1	100%	1
MORGAN MEDICAL CENTER		1			1
SUNCOAST FAMILY MEDICAL ASSOCIATES			1	100%	1
FREDERICK AVENUE GROUP HOME		1			1
INTERIM HEALTHCARE OF PALM COAST			1	100%	1
HAMPTON VAMC		1			1
CONCENTRA - TAMPA EAST		1			1
CROZER-CHESTER MEDICAL CENTER			1	100%	1
Cornerstone at the Ranch		1			1
UNIVERSITY PLACE NURSING CENTER		1			1
Cerenity Senior Care-White Bear Lake		1			1
Miller Health Care Center			1	100%	1
NIHCC			1	100%	1
ARLINGTON ADULT RESIDENTIAL FACILITY, INC			1	100%	1
FAMILY MEDICAL CLINIC KENDALL LLC			1	100%	1
AMERICAN LAB LLC		1			1
WELLINGTON WEST 100176			1	100%	1
AMERICA'S ER SITE 002 LLC			1	100%	1
Waycross VA CBOC		1			1
MEDEXPRESS URGENT CARE - LEOMINSTER		1			1
Walgreens #3049		1			1
ATHENS MEDICAL CENTER			1	100%	1

# COVID-19: testing by laboratory

Data through Apr 10, 2021 verified as of Apr 11, 2021 at 09:25 AM

Data in this report are provisional and subject to change.

The numbers in the table below represent the number of Florida and non-Florida residents for whom test results were received by the Department of Health. A person can be tested by more than one laboratory and can have both positive and negative results. **Therefore, the sum of the numbers in each column will be larger than the total number of people tested.**

Reporting lab	Inconclusive	Negative	Positive	Percent positive	Total
BGB SUMMIT MEDICAL GROUP		1			1
MRMC LAB MICRO			1	100%	1
MEMORIAL HERMANN SOUTHWEST HOSPITAL			1	100%	1
CVS KS8601POCT OVERLAND PARK			1	100%	1
DEVITA		1			1
BORINQUEN HEALTH CENTER			1	100%	1
ST JOHNS PEDIATRICS PA		1			1
OAKWOOD HOSPITAL - SOUTHSORE			1	100%	1
Heartland of Pittsburgh PA, LLC		1			1
Traymore Nursing Center		1			1
Ashland Place Health and Rehabilitation, LLC		1			1
TRIHEALTH			1	100%	1
Valley View Health and Rehabilitation, LLC		1			1
LAS PALOMAS SENIOR LIVING		1			1
ELLCOTT CENTER FOR REHABILITATION AND		1			1
SUN CITY DIAGNOSTIC CENTER			1	100%	1
Kroger 006 - The Little Clinic Uintah Gardens		1			1
Kroger - KRO03400316			1	100%	1
Fairview			1	100%	1
TEMPLE UNIVERSITY HOSPITAL			1	100%	1
Encompass Health Rehab Hosp Tinton Falls		1			1
JOHNSON & JOHNSON VISION CARE-VISTAKON			1	100%	1
HOLMES FAMILY PRACTICE PA			1	100%	1
Heartland Health Care Center Jacksonville			1	100%	1
UNIVERSITY OF MARYLAND PATHOLOGY ASSOCIATES			1	100%	1
DOCTORS HOSPITAL OF LAREDO			1	100%	1
GULF COUNTY HEALTH DEPARTMENT			1	100%	1
ULTIMATE KIDNEY CARE			1	100%	1
PUBLIX PHARMACY #1114			1	100%	1
ROSEN MEDICAL CENTER AT ROSEN COLLEGE CAMPUS			1	100%	1
RCP OF MEMORIAL WEST			1	100%	1
UF HEALTH EMERGENCY CENTER LABORATORY		1			1
WEST VIRGINIA UNIVERSITY HOSPITALS			1	100%	1
MEDEXPRESS URGENT CARE - PINE BLUFF S		1			1
Caldwell Care		1			1
EVEXIA DIAGNOSTICS			1	100%	1
CLINICAL CARE, INC			1	100%	1
MOUNT SINAI HOSPITAL OF QUEENS			1	100%	1
HARDIN HEALTH INC		1			1
MARTINSBURG VAMC		1			1
DAVENPORT PEDIATRICS CLERMONT			1	100%	1
ORCHARD LABORATORIES			1	100%	1
ST.ELIZABETH HEALTH CENTER	1				1
ER NEAR ME HULEN		1			1
CANDLER HOSPITAL			1	100%	1
Arch Plaza Nursing and Rehabilitation Center			1	100%	1

# COVID-19: testing by laboratory

Data through Apr 10, 2021 verified as of Apr 11, 2021 at 09:25 AM

Data in this report are provisional and subject to change.

The numbers in the table below represent the number of Florida and non-Florida residents for whom test results were received by the Department of Health. A person can be tested by more than one laboratory and can have both positive and negative results. **Therefore, the sum of the numbers in each column will be larger than the total number of people tested.**

Reporting lab	Inconclusive	Negative	Positive	Percent positive	Total
SPECTRUM LUDINGTON			1	100%	1
PANCARE HEALTH - BRUCE			1	100%	1
PERRY COUNTY NURSING HOME		1			1
OMC PRIMARY CARE - HOSPITAL CAMPUS			1	100%	1
PEDRO MENENDEZ HEALTH CENTER AT ST JOHNS			1	100%	1
ADVENTHEALTH MEDICAL GROUP OBSTETRICS AND			1	100%	1
ACUTE AND COMMUNICABLE DISEASE PREVENTION			1	100%	1
TEXAS HEALTH ARLINGTON MEMORIAL		1			1
THE HOSPITALS OF PROVIDENCE EMERGENCY ROOM			1	100%	1
ADVANCED MEDICAL LABORATORIES (AML)			1	100%	1
BMRHC HARRISON		1			1
RESOURCE PATH LLC			1	100%	1
SPRINGFIELD HOSPITAL			1	100%	1
CULVER CITY URGENT CARE			1	100%	1
TENNOVA HEALTHCARE - CLEVELAND			1	100%	1
NORTHEAST GEORGIA HEALTH SYSTEM			1	100%	1
QUALITY LAB			1	100%	1
MEDEXPRESS URGENT CARE-HAVERHILL		1			1
ST. MICHAEL'S ELITE HOSPITAL			1	100%	1
POUDRE VALLEY HOSPITAL			1	100%	1
PALM BEACH COUNTY SHERIFF OFFICE			1	100%	1
Hinesville VA Clinic		1			1
FLORIDA HEALTH CARE MEDICAL GROUP		1			1
CLEVELAND CLINIC OHIO LABORATORIES			1	100%	1
HIGHLAND LABORATORY			1	100%	1
Port Orange Nursing And Rehab Center			1	100%	1
MEMORIAL HERMANN KATY HOSPITAL			1	100%	1
RADIANCE HEALTH RX		1			1
CVS TN6414POCT SMYRNA		1			1
CIRRUS DX			1	100%	1
MEDEXPRESS URGENT CARE - JACKSON		1			1
777 URGENT CARE			1	100%	1
MANHATTAN EYE EAR AND THROAT HOSPITAL		1			1
EMERY MEDICAL CENTER			1	100%	1
SAINT LEO UNIVERSITY INCORPORATED			1	100%	1
Royal Palm Beach Health and Rehab Center			1	100%	1
KINGSWAY MEDICAL CENTER INC			1	100%	1
CEPERO PEDIATRICS PA			1	100%	1
ELEVATION HEALTH LABORATORY		1			1
AEGIS MEDICAL GROUP LLC			1	100%	1
CHI MEMORIAL HOSPITAL CHATTANOOGA			1	100%	1
BRADENTON CONVENTION CENTER			1	100%	1
CHAMBREL AT PINECASTLE			1	100%	1
SOUTH TEXAS HEALTH SYSTEM ER - WARE ROAD			1	100%	1
EMORY DECATUR HOSPITAL - EMORY MEDICAL		1			1
SEABROOK EMS			1	100%	1

# COVID-19: testing by laboratory

Data through Apr 10, 2021 verified as of Apr 11, 2021 at 09:25 AM

Data in this report are provisional and subject to change.

The numbers in the table below represent the number of Florida and non-Florida residents for whom test results were received by the Department of Health. A person can be tested by more than one laboratory and can have both positive and negative results. **Therefore, the sum of the numbers in each column will be larger than the total number of people tested.**

Reporting lab	Inconclusive	Negative	Positive	Percent positive	Total
CPL INC/BSSC PATHOLOGY		1			1
BOTTINEAU GOOD SAMARITAN CENTER		1			1
PALOMAR MEDICAL CENTER			1	100%	1
CHRISTIANA HOSPITAL		1			1
DEPT OF VA MEDICAL CENTER - MIAMI			1	100%	1
SPRINGBROOK HOSPITAL			1	100%	1
SALEM HOSPITAL REGIONAL LABORATORY		1			1
IVY CREEK HEALTHCARE & WELLNESS CENTRE			1	100%	1
FORT LOUDOUN PRIMARY CARE		1			1
Alaska Domiciliary Care for Homeless Veterans		1			1
NEW MILFORD HOSPITAL			1	100%	1
MAIN STREET PHARMACY OF MARCELLUS, INC		1			1
SAINT PETE MRI			1	100%	1
NORTHEAST REGIONAL MEDICAL CENTER			1	100%	1
WELLMED AT LONGWOOD			1	100%	1
ELDERWOOD AT WAVERLY		1			1
DOCTORS CARE – GREER		1			1
ST MARY'S OF SAGINAW		1			1
ABINGTON MEMORIAL HOSPITAL			1	100%	1
DAYTONA BEACH DIALYSIS			1	100%	1
MISSOURI DEPT. OF HEALTH			1	100%	1
NATION'S BEST CARE HOME HEALTH			1	100%	1
UT HEALTH RIO GRANDE VALLEY PRIMARY CARE AT			1	100%	1
BERKSHIRE MEDICAL CENTER			1	100%	1
COLLIER BLVD HMA PHYSICIANS MANAGEMENT LLC			1	100%	1
Erie VAMC		1			1
Kroger 419 - The Little Clinic Farmington/Exeter		1			1
LAURELS OF NORWORTH		1			1
CARBON HEALTH			1	100%	1
CAROLINA BAY HEALTHCARE CTR OF WILMING		1			1
ATRIA TAMARAC			1	100%	1
NEW SMYRNA BEACH AMBULATORY CARE CTR			1	100%	1
Crowne Place Assisted Living		1			1
GENVIEW DIAGNOSIS INC			1	100%	1
HAYS CLINICAL LAB			1	100%	1
Kroger 531 - The Little Clinic Waterville		1			1
CENTRAL FLA PEDIATRIC URGENT CARE LLC		1			1
B2 URGENT CARE			1	100%	1
PALMETTO LANDING			1	100%	1
Peninsula Nursing and Rehabilitation Center		1			1
NORTHERN KENTUCKY HEALTH DEPARTMENT			1	100%	1
MEMORIAL HERMANN MEDICAL GROUP-ATASCOCITA PEDS			1	100%	1
WINTER GARDEN CHILDREN'S HEALTH CENTERS			1	100%	1
CVS CA9492POCT YORBA LINDA		1			1
HOLYCROSS URGENT CARE AND IMAGING CENTER		1			1
ALL CHILDRENS PEDIATRIC CLINIC			1	100%	1

# COVID-19: testing by laboratory

Data through Apr 10, 2021 verified as of Apr 11, 2021 at 09:25 AM

Data in this report are provisional and subject to change.

The numbers in the table below represent the number of Florida and non-Florida residents for whom test results were received by the Department of Health. A person can be tested by more than one laboratory and can have both positive and negative results. **Therefore, the sum of the numbers in each column will be larger than the total number of people tested.**

Reporting lab	Inconclusive	Negative	Positive	Percent positive	Total
BAPTIST ASI			1	100%	1
ASSOCIATESMD			1	100%	1
BROOKS REHAB			1	100%	1
KROGER 915 - THE LITTLE CLINIC ANDERSON			1	100%	1
GATEWAY HEALTHCARE, PC			1	100%	1
NORTH COUNTY MEDICAL LAB			1	100%	1
NORTH BROWARD MEDICAL CENTER			1	100%	1
ADVENT HEALTH MEDICAL GROUP MULTISPECIALTY			1	100%	1
PHYSICIANS OF CENTRAL FLORIDA			1	100%	1
ADVENTHEALTH MEDICAL GROUP PEDIATRICS DIABETES &			1	100%	1
NICKLAUS CHILDREN'S DORAL OUTPATIENT CENTER			1	100%	1
Smg/North Jersey Hematology & Oncology		1			1
GARDENS PEDIATRICS LAB			1	100%	1
TANNER CLINIC			1	100%	1
Alden North Shore			1	100%	1
MEDEXPRESS URGENT CARE - RUSSELLVILLE, W MAIN ST		1			1
Kroger - KRO70300083			1	100%	1
ADVANCED INDIVIDUALIZED MEDICINE OF NAPLES			1	100%	1
MEMORIAL HOSPITAL MIRAMAR WAIVED TESTING			1	100%	1
PEDIATRIC URGENT CARE CENTR OF FORT WORTH-LA GRAN			1	100%	1
BETHESDA HEALTH PHYSICIANS GROUP		1			1
UT MD ANDERSON CANCER CENTER-TUMOR MARKER LAB			1	100%	1
LAKELAND MEDICAL CENTER			1	100%	1
RESIDENCES AT MIAMI / REIGN GARDENS LLC, THE			1	100%	1
CENTRAL FLORIDA HOSPITALIST			1	100%	1
GREATER MIAMI DIALYSIS			1	100%	1
LOURDES URGENT CARE			1	100%	1
SUMMERFIELD PAIN MANAGEMENT			1	100%	1
UF HEALTH - WILDLIGHT			1	100%	1
Birmingham Nursing & Rehab Center		1			1
LAREDO CARE CLINIC NORTH		1			1
Indianspring of Oakley		1			1
MARINA DEL REY HOSPITAL LAB			1	100%	1
PHYSICIANS ASSOCIATES PA			1	100%	1
KNOX COMMUNITY HOSPITAL			1	100%	1
LOPEZ		1			1
Manassas Health & Rehab			1	100%	1
PASTEUR MEDICAL HIALEAH GARDEN LLC			1	100%	1
LADY LAKE FAMILY MEDICINE			1	100%	1
SPARTA HEALTH & REHAB		1			1
BALLAD HEALTH MEDICAL ASSOCIATES URGENT CARE			1	100%	1
SUPREME MEDICAL GROUP PLLC			1	100%	1
INDIAN RIVER CLINICAL LABORATORY, INC.		1			1
PROGENESIS INC			1	100%	1
Ravenwood Speciality Care		1			1
RUBY MEMORIAL HOSP. LAB			1	100%	1

# COVID-19: testing by laboratory

Data through Apr 10, 2021 verified as of Apr 11, 2021 at 09:25 AM

Data in this report are provisional and subject to change.

The numbers in the table below represent the number of Florida and non-Florida residents for whom test results were received by the Department of Health. A person can be tested by more than one laboratory and can have both positive and negative results. **Therefore, the sum of the numbers in each column will be larger than the total number of people tested.**

Reporting lab	Inconclusive	Negative	Positive	Percent positive	Total
PRIMEX CLINICAL LABORATORIES INC			1	100%	1
MEDSTAR URGENT CARE, LLC			1	100%	1
St Mary's d'Youville Pavilion		1			1
NLAC SUMMERBIO			1	100%	1
OPTUM OF HIALEAH		1			1
ST FRANCIS COLLEGE WELLNESS CENTER		1			1
LAKE MARY OPTUM FLORIDA			1	100%	1
AMD			1	100%	1
NHC PLACE AT COOL SPRINGS		1			1
MEDEXPRESS URGENT CARE - WAYNESBURG		1			1
SPRING VALLEY HOSPITAL MEDICAL CENTER			1	100%	1
CORNERSTONE OF RECOVERY INC		1			1
LOWER KEYS COMMUNITY HEALTH CENTER			1	100%	1
Kroger 518 - The Little Clinic Hermitage		1			1
NORTHEAST BAPTIST HOSPITAL			1	100%	1
MEDEXPRESS URGENT CARE, EDWARDSVILLE		1			1
Walgreens #10851		1			1
UFHEALTH			1	100%	1
CONCIERGE INTERNAL MEDICINE ASSOCIATES			1	100%	1
EASTSIDE URGENT CARE			1	100%	1
CVS CT692POCT NORTH HAVEN		1			1
PIEDMONT NEWTON HOSPITAL		1			1
PATHOLOGY		1			1
MEDCOR CORPORATE CLINIC			1	100%	1
ALPHA CLINICAL LABORATORY CORP.			1	100%	1
NATICK URGENT CARE			1	100%	1
TRUMAN MEDICAL CENTER - HOSPITAL HILL			1	100%	1
EAST COAST INSTITUTE FOR RESEARCH LLC			1	100%	1
BISHOP KEARNEY		1			1
FAMILY MEDICAL CENTRE			1	100%	1
PALM BREEZE DIALYSIS			1	100%	1
JUPITER MEDICAL CENTER INC			1	100%	1
AURORA HEALTH CARE METRO INC			1	100%	1
TOMAH HEALTH			1	100%	1
MEMORIALCARE LONG BEACH MEDICAL CENTER			1	100%	1
ENZO LABS INC			1	100%	1
Ash Flat Healthcare and Rehabilitation Center			1	100%	1
ELKHART GENERAL HOSPITAL			1	100%	1
LAKE VISTA DIALYSIS			1	100%	1
HEALTH PLUS SUNRISE MEDICAL OFFICE			1	100%	1
Niles Nursing and Rehab. Center		1			1
LABORATORIO MEDICO CENTRAL CONDOMINO MD			1	100%	1
LOVELACE WOMEN'S HOSPITAL		1			1
BEAUMONT REFERENCE LABORATORY			1	100%	1
DESERT ROSE FL LLC		1			1
Home Health Care Clinic		1			1

# COVID-19: testing by laboratory

Data through Apr 10, 2021 verified as of Apr 11, 2021 at 09:25 AM

Data in this report are provisional and subject to change.

The numbers in the table below represent the number of Florida and non-Florida residents for whom test results were received by the Department of Health. A person can be tested by more than one laboratory and can have both positive and negative results. **Therefore, the sum of the numbers in each column will be larger than the total number of people tested.**

Reporting lab	Inconclusive	Negative	Positive	Percent positive	Total
FHPG INTERNAL MEDICINE OF BRANDON			1	100%	1
FAMILY & INTERNAL MEDICINE CENTER		1			1
SIGNATURE CARE MEMORIAL CITY			1	100%	1
CONCORDIA MANOR			1	100%	1
FAMILY MEDICAL CARE OF MOUNT DORA INC			1	100%	1
ADVANCE MD CARE			1	100%	1
MISSION HOSPITAL - MEMORIAL CAMPUS			1	100%	1
KIOSK MEDICINE OF KENTUCKY LLC		1			1
ST. JOHN HOSPITAL & MEDICAL CENTER			1	100%	1
MANOR CARE OF DELRAY BEACH FL LLC		1			1
HILTON HEAD HOSPITAL/INPATIENT			1	100%	1
PUBLIX PHARMACY #1387		1			1
SHP WESTCHESTER LLC		1			1
VIRGINIA UROLOGY		1			1
ABBOTT LABORATORIES - OCCUPATIONAL HEALTH SERVICES			1	100%	1
CAREMOUNT MEDICAL PC		1			1
DIGNITY HEALTH GOHEALTH		1			1
TREASURE COAST COMMUNITY HEALTH INC			1	100%	1
MID-FLORIDA CANCER CENTERS		1			1
BEST CARE COMMUNITY AND FAMILY HEALTH CENTER INC			1	100%	1
IMA MEDICAL CENTER OF SOUTH WEST ORLANDO			1	100%	1
BAPTIST HEALTH EXPRESS CARE			1	100%	1
BOYKIN		1			1
FAST TEST NOW		1			1
WALGREEN#12147		1			1
MORGAN STANELY HEALTH CENTER		1			1
MED FIRST IMMEDIATE CARE AND FAMILY PRACTICE			1	100%	1
INTEGRIS SEMINOLE EMERGENCY DEPT			1	100%	1
BETHESDA HOSPITAL			1	100%	1
DEACONESS URGENT CARE CENTER			1	100%	1
ASCENSION ST VINCENT'S - WESTSIDE			1	100%	1
ST CATHERINE HOSPITAL LABORATORY			1	100%	1
PINEVILLE PHARMACY			1	100%	1
OKLAHOMA BLOOD INSTITUTE			1	100%	1
CVS LA1116POCT BATON ROUGE		1			1
SUPERKIDS PEDIATRICS			1	100%	1
SOUTHEASTERN INTEGRATED MEDICAL PL			1	100%	1
LEE MEMORIAL HOSPITAL OUTPATIENT SURGERY CENTER			1	100%	1
Excel Care Center			1	100%	1
Kroger 532 - The Little Clinic Murfreesboro		1			1
MISSION HOSPITAL			1	100%	1
JACK M MATHENY II MD			1	100%	1
Manor Care Health Care Services - Williamsport North		1			1
CVS TX7431POCT ROWLETT		1			1
MEDEXPRESS URGENT CARE, LEBANON		1			1
AUTUMN CARE OF STATESVILLE, LLC		1			1

# COVID-19: testing by laboratory

Data through Apr 10, 2021 verified as of Apr 11, 2021 at 09:25 AM

Data in this report are provisional and subject to change.

The numbers in the table below represent the number of Florida and non-Florida residents for whom test results were received by the Department of Health. A person can be tested by more than one laboratory and can have both positive and negative results. **Therefore, the sum of the numbers in each column will be larger than the total number of people tested.**

Reporting lab	Inconclusive	Negative	Positive	Percent positive	Total
MERITER LABORATORIES			1	100%	1
MEDICAL CENTER			1	100%	1
Kroger 753 - The Little Clinic Goss Avenue		1			1
DOCTORS CHOICE HOME CARE INC			1	100%	1
PROVIDENCE ST PETER HOSPITAL		1			1
REHABILITATION CENTER OF ALBUQUERQUE		1			1
MERCY GENERAL HOSPITAL			1	100%	1
LIFESPAN HEALTH - SELMER		1			1
Dugan Memorial Home		1			1
CVS MI22230CV WAYNE COUNTY COMMUNITY COLLEGE			1	100%	1
UNIVERSITY OF MIAMI PRIMARY CARE SITE UMHC 3039			1	100%	1
CAREATC - PALM HARBOR			1	100%	1
TITAN GENOMICS, LLC			1	100%	1
MANHATTAN COLLEGE HEALTH SERVICES		1			1
Quince Nursing and Rehabilitation Center		1			1
LAKE WALES DIALYSIS CENTER			1	100%	1
Kroger 126 - The Little Clinic Cottonwood		1			1
WW Chem Auto SS			1	100%	1
BAPTIST HEALTH SURGERY CENTER			1	100%	1
UMASS MEMORIAL/MARLBORO HOSPITAL			1	100%	1
PHYSICIANS LAB INC			1	100%	1
VIP FAMILY PRACTICE			1	100%	1
KIDZ FAMILY CARE			1	100%	1
STAYING HEALTHY MEDICAL SERVICES			1	100%	1
BRADENTON DIALYSIS			1	100%	1
KIDSVILLE PEDIATRICS III PA			1	100%	1
KID FIXERS		1			1
Lutheran Community at Telford		1			1
INHEALTH LIFE SCIENCES LLC			1	100%	1
KATHY L ANDERSON DO PA			1	100%	1
Hearthstone Nursing and Rehabilitation Center		1			1
LABWORKS LLC			1	100%	1
PLEASANT RIDGE MANOR WEST		1			1
HEALTH ALLIANCE			1	100%	1
WEST FLORIDA MEDICAL ASSOCIATES PA			1	100%	1
Life Care Center of Auburn		1			1
CRYSTAL RIVER FIRE DEPARTMENT			1	100%	1
YOUR GOOD HEALTH MEDICAL GROUP PA			1	100%	1
WALGREENS #12624		1			1
CATHEDRAL GERONTOLOGY CENTER DBA CATHEDRAL CARES			1	100%	1
LCMC LAB SUBSECTION		1			1
Advanced Health Care of St. George		1			1
ADVENTHEALTH DURAND			1	100%	1
SKY RIDGE MEDICAL CENTER - MICRO			1	100%	1
SHAMRA MEDICAL LABORATORY			1	100%	1
MOUNT SINAI MEDICAL CENTER OF FLORIDA INC			1	100%	1



# COVID-19: testing by laboratory

Data through Apr 10, 2021 verified as of Apr 11, 2021 at 09:25 AM

Data in this report are provisional and subject to change.

The numbers in the table below represent the number of Florida and non-Florida residents for whom test results were received by the Department of Health. A person can be tested by more than one laboratory and can have both positive and negative results. **Therefore, the sum of the numbers in each column will be larger than the total number of people tested.**

Reporting lab	Inconclusive	Negative	Positive	Percent positive	Total
Newton Wellesley Center for Alzheimer's Care		1			1
DR BAWA AND ASSOCIATES			1	100%	1
MARYLAND DEPARTMENT OF HEALTH AND MENTAL HYGIENE-LABORATORIES			1	100%	1
Walgreens #9620		1			1
FIU HEALTH CARE CENTER			1	100%	1
MEDEX CLINIC LLC			1	100%	1
Kroger 433 - The Little Clinic Atoka		1			1
Walgreens #19461		1			1
MEDICAL ASSOCIATES OF PINELLAS - LAB			1	100%	1
SUMMER PLACE NURSING & REHABILITATION		1			1
Senatobia Healthcare & Rehab		1			1
Kroger 367 - The Little Clinic Walton		1			1
MOUNT SINAI COMPREHENSIVE CANCER CENTER			1	100%	1
VIRGINIA CVS PHARMACY, LLC DBA CVS/PHARMACY #1884		1			1
WELLMED AT BAY AREA		1			1
NORTHSIDE FAMILY MEDICINE		1			1
ST. LUKE'S HOSPITAL			1	100%	1
OHIOHEALTH URGENT CARE			1	100%	1
CHRISTUS GOOD SHEPHERD MEDICAL CENTER			1	100%	1
Integrity Healthcare of Carbondale			1	100%	1
MANCHESTER COMMONS		1			1
RIVIERA BEACH INTEGRATED CARE INC			1	100%	1
SOUTH SEMINOLE HOSPITAL POCT			1	100%	1
SANTA MONICA FERTILITY			1	100%	1
The Jordan Center		1			1
MADISON AT OVIEDO			1	100%	1
ICARE		1			1
SLIDELL MEMORIAL HOSPITAL			1	100%	1
Kroger 541 - The Little Clinic Long Hollow Pike		1			1
Brattleboro Crossings LLC dba Pine Heights at Brattleboro		1			1
BLOOMINGDALE MEDICAL ASSOC			1	100%	1
LADY OF THE SEA HOSPITAL LAB			1	100%	1
SC-GA2018 MCCORMICK REHAB & HEALTHCARE		1			1
WELLSTAR PAULDING HOSPITAL		1			1
AML DIAGNOSTICS- ADV TESTING IN METABOLIC MEDICINE			1	100%	1
BNJ		1			1
CARENOW MIDTOWN			1	100%	1
NHC HealthCare St. Charles		1			1
ST JOHN'S HOME CARE			1	100%	1
RAMBAM URGENT CARE			1	100%	1
ROBERT TAYLOR COMMUNITY COMPLEX			1	100%	1
SANTA MONICA CA-UCLA MC			1	100%	1
FLAGLER MEDICAL ASSOCIATES PA			1	100%	1
FLORIDA CLINICAL LABORATORY INC DBA			1	100%	1
PAMC MICRO LAB			1	100%	1
HALIFAX HEALTH PRIMARY CARE			1	100%	1

# COVID-19: testing by laboratory

Data through Apr 10, 2021 verified as of Apr 11, 2021 at 09:25 AM

Data in this report are provisional and subject to change.

The numbers in the table below represent the number of Florida and non-Florida residents for whom test results were received by the Department of Health. A person can be tested by more than one laboratory and can have both positive and negative results. **Therefore, the sum of the numbers in each column will be larger than the total number of people tested.**

Reporting lab	Inconclusive	Negative	Positive	Percent positive	Total
INTERNAL MEDICINE EMILIA MURRAY MD PA		1			1
ADVANCED CARDIOVASCULAR DIAGNOSTICS OF FL			1	100%	1
NF Escambia, LLC DBA Olive BranchHealth and Rehabilitaion Center			1	100%	1
MISSOURI DEPARTMENT OF HEALTH AND SENIOR SERVICES - STATE PH LAB		1			1
XSTREMEMD			1	100%	1
WELLMED AT LINEBAUGH AVE			1	100%	1
CVS TX3702POCT KATY		1			1
MERITUS MEDICAL CENTER			1	100%	1
CVS AZ4795POCT MESA		1			1
CRESTVIEW MED CLIN LAB			1	100%	1
RED HOOK FAMILY PRACTICE		1			1
SAN JOSE CLINIC		1			1
SOUTHWESTERN VERMONT MEDICAL CENTER			1	100%	1
Kroger 907 - The Little Clinic Holland		1			1
White River Health Care Center		1			1
EUGENE T FINAN, MD			1	100%	1
MEDCOR INC			1	100%	1
ADVENTHEALTH MEDICAL GROUP INTERNAL MEDICINE AT MILLS			1	100%	1
WATERTOWN URGENT CARE		1			1
BUFFALO VAMC			1	100%	1
LABORATORIO BUENA SALUD			1	100%	1
ST LUKE LUTHERAN HOME		1			1
PENSACOLA PATHOLOGY		1			1
CHILDRENS SPECIALIST PEDIATRIC PULMMOLOGY &			1	100%	1
WILLOWBROOKE CT AT LIMA ESTATES		1			1
BLACKBERRY CENTER, THE		1			1
ATHENA PLASTIC SURGERY		1			1
HEALTH CHOICES, PLLC		1			1
Kroger 670 - The Little Clinic Dawson Forest Rd & Hwy 19		1			1
ROSE HAVEN NURSING CENTER		1			1
MAYO CLINICAL LABORATORIES		1			1
CVS MA1121POCT WESTFORD		1			1
ST JOHNS MEDICAL CENTER		1			1
FAIRFIELD MEDICAL CENTER			1	100%	1
Grangeville Health and Rehab		1			1
1ST MED DOTHAN			1	100%	1
KANA MEDICAL			1	100%	1
UNIVERSITY OF IOWA HOSPITALS & CLINICS			1	100%	1
Glen Oaks Health and REhabilitation		1			1
SPECIALTY DRUG TESTING			1	100%	1
SIPERSTEIN DERMATOLOGY LLC			1	100%	1
DILELLA			1	100%	1
Medicalodges Neosho			1	100%	1
SUNCOAST RESEARCH GROUP LLC			1	100%	1
Lemont Nursing and Rehab Center			1	100%	1
WALGREENS #15291		1			1

# COVID-19: testing by laboratory

Data through Apr 10, 2021 verified as of Apr 11, 2021 at 09:25 AM

Data in this report are provisional and subject to change.

The numbers in the table below represent the number of Florida and non-Florida residents for whom test results were received by the Department of Health. A person can be tested by more than one laboratory and can have both positive and negative results. **Therefore, the sum of the numbers in each column will be larger than the total number of people tested.**

Reporting lab	Inconclusive	Negative	Positive	Percent positive	Total
VA ST LOUIS HEALTH CARE SYSTEM			1	100%	1
Broomall Manor		1			1
MONROE COUNTY PUBLIC HEALTH DEPARTMENT			1	100%	1
CVS MA335POCT RAYNHAM		1			1
GRAND VIEW HOSPITAL			1	100%	1
PRIMARY CARE & PEDIATRICS - SHEPHERSTOWN		1			1
MCH PHYSICIANS GROUP			1	100%	1
SOMA MEDICAL CENTER PA #2 OAKLAND			1	100%	1
CVS KS8573POCT OVERLAND PARK		1			1
Village Crest Center for Health & Rehabilitation		1			1
Valley Center (WV)			1	100%	1
DIGNITY HEALING LLC			1	100%	1
LAB PLUS, LLC			1	100%	1
ST GERARD'S COMMUNITY OF CARE		1			1
VELOCITY URGENT CARE - CHIMNEY HILL			1	100%	1
DOCTORS MEMORIAL HOSP HOME HEALTH CARE		1			1
NORTH SHORE HEMATOLOGY-ONCOLOGY ASSOCI		1			1
SHARON REGIONAL MEDICAL CENTER			1	100%	1
THE CHILDREN'S HOSPITAL OF PHILADELPHIA		1			1
WALGREENS #01398			1	100%	1
ROAN MOUNTAIN MEDICAL CENTER			1	100%	1
ABRAKIDABRA PEDIATRIC CLINIC LLC			1	100%	1
ROYAL PALM PEDIATRICS			1	100%	1
MEDEXPRESS URGENT CARE - LODI		1			1
NSPIRE HEALTHCARE PLANTATION			1	100%	1
ASHLEY CLINICAL DIAGNOSTIC LABORATORY			1	100%	1
FLORIDA KEYS PED AND ADOLES CTR			1	100%	1
NSUH AT SYOSSET		1			1
STATE OF CALIFORNIA DOH SERVICES			1	100%	1
LAMARQUE DIALYSIS			1	100%	1
SOUTHERN HILLS MEDICAL CENTER			1	100%	1
Dulles Health and Rehab Center		1			1
5 STAR HOME HEALTH SERVICES INC		1			1
Manor Care Health Services- Wilmington			1	100%	1
HEALTH CARE SERVICES LC			1	100%	1
BRANKO D PEJIC MD FAMILY PRACTICE			1	100%	1
LRGHEALTHCARE		1			1
CERMAK HEALTH SERVICES			1	100%	1
ADVANCED RESEARCH AND DIAGNOSTIC LABORATORY UNIVERSITY OF MINNESOTA			1	100%	1
FASTMED - LAKEWAY			1	100%	1
Maplewood of Cheshire County		1			1
HAWKEYE CARE CENTER DUBUQUE		1			1
ENCOMPASS HEALTH REHABILITATION HOSPITAL OF UTAH		1			1
MEDICAL CITY DENTON			1	100%	1
ST LUKES SURGICAL AT THE VILLAGES INC			1	100%	1
ORMOND MEDICAL ARTS FAMILY PRACTICE PL			1	100%	1

# COVID-19: testing by laboratory

Data through Apr 10, 2021 verified as of Apr 11, 2021 at 09:25 AM

Data in this report are provisional and subject to change.

The numbers in the table below represent the number of Florida and non-Florida residents for whom test results were received by the Department of Health. A person can be tested by more than one laboratory and can have both positive and negative results. **Therefore, the sum of the numbers in each column will be larger than the total number of people tested.**

Reporting lab	Inconclusive	Negative	Positive	Percent positive	Total
SKYRIDGE CLINICAL ASSOCIATES		1			1
ABSOLUTE QUICK CARE			1	100%	1
Birmingham Nursing and Rehabilitation East LLC		1			1
FLORIDA MEDICAL CLINIC PA GI			1	100%	1
Allen Health and Rehabilitation		1			1
HAMILTON CI MAIN UNIT ANNEX/ WORK CAMP			1	100%	1
WILLOW DALE WELLNESS VILLAGE APARTMENT		1			1
CARENOW LAKE WORTH			1	100%	1
UUHC - REDSTONE HEALTH CENTER LABORATORY			1	100%	1
Monument Health Custer Care Center		1			1
Sunnybrook Rehabilitation Center			1	100%	1
ARIZA WELLNESS CARE LLC			1	100%	1
CAREHERE HUDSON BAY			1	100%	1
Southwest Louisiana Veterans Home			1	100%	1
ST JUDE CARE CENTER		1			1
Livingston County Center for Nursing and Rehabilitation		1			1
CARENOW-MONTGOMERY			1	100%	1
CVS OK6225POCT EDMOND		1			1
UMMC MIDTOWN CAMPUS			1	100%	1
BOLLES SCHOOL, THE			1	100%	1
CLAYTON NURSING AND REHABILITATION		1			1
KINGWOOD EMERGENCY HOSPITAL			1	100%	1
SC-GA2018 SIMPSONVILLE REHABILITATION		1			1
PALMETTO PRIMARY CARE PHYSICIANS			1	100%	1
RM PHARMACY SERVICES INC		1			1
RAYMOND F CARON MD			1	100%	1
ADVANCED CARDIOVASCULAR DIAGNOSTICS PL		1			1
STITCHES ACUTE CARE CENTER OF CHEYENNE			1	100%	1
WINCHESTER URGENT CARE, PC		1			1
Grand Junction VAMC		1			1
HACKENSACK UNIVERSITY MEDICAL CENTER		1			1
WESLEY MEDICAL CENTER			1	100%	1
DE TAR HOSPITAL			1	100%	1
CVS PHARMACY INC DBA CVS/PHARMACY # 10600		1			1
HOSPICE OF MARION COUNTY INC			1	100%	1
CHP COVID-19 (TX)			1	100%	1
HIBISCUS COURT			1	100%	1
VELOCITY URGENT CARE - REDMILL			1	100%	1
MICROBIOLOGY DEPARTMENT			1	100%	1
ACCURATE HEALTH SERVICES CORP			1	100%	1
PCR DIAGNOSTICS			1	100%	1
WINTER HAVEN DIALYSIS		1			1
BRANDON OUTREACH CLINIC			1	100%	1
GARNET HEALTH DOCTORS		1			1
Abernethy Laurels		1			1
Kroger 359 - The Little Clinic Bellevue		1			1

# COVID-19: testing by laboratory

Data through Apr 10, 2021 verified as of Apr 11, 2021 at 09:25 AM

Data in this report are provisional and subject to change.

The numbers in the table below represent the number of Florida and non-Florida residents for whom test results were received by the Department of Health. A person can be tested by more than one laboratory and can have both positive and negative results. **Therefore, the sum of the numbers in each column will be larger than the total number of people tested.**

Reporting lab	Inconclusive	Negative	Positive	Percent positive	Total
ALAFAYA WOODS FAMILY MEDICAL CENTER		1			1
EXCEL URGENT CARE OF NJ			1	100%	1
Kroger - KRO62000426			1	100%	1
PALMETTO BAY MEDICAL CENTER			1	100%	1
FAMILY PRACTICE ASSOCIATES		1			1
HERNANDO COUNTY HEALTH DEPT			1	100%	1
Walgreens #11724		1			1
CARESOUTH HHA HOLDINGS OF VIRGINIA, LLC			1	100%	1
ABE'S GARDEN/PARK MANOR APARTMENTS		1			1
INFECTION CONTROL DEPT			1	100%	1
HEALTHCARE FOR THE HOMELESS			1	100%	1
IMMEDIATE CARE MEDICAL CENTER			1	100%	1
POINTE MEDICAL SERVICES INC			1	100%	1
UNIVERSAL DIAGNOSTICS LABORATORIES			1	100%	1
MEDEXPRESS URGENT CARE - LINKHORNE		1			1
CVS AZ10529POCT SCOTTSDALE		1			1
Oakland Nursing and Rehabilitation Center		1			1
VA COMMUNITY BASED CLINIC - LAKE CITY			1	100%	1
ELAN MANATEE			1	100%	1
RIVERVIEW HOSPITAL	1				1
SUSAN F WILLIAMS MD PA			1	100%	1
URGENT CARE OF FORT LAUDERDALE INC			1	100%	1
EXAC CARE CROSSVILLE		1			1
PRIMARY AND URGENT CARE			1	100%	1
CSL PLASMA LAB			1	100%	1
CLEMENT MANOR HEALTH CENTER		1			1
CONVENIENT MEDICAL AND HEALTH SERVICES			1	100%	1
PEDIATRIC PARTNERS			1	100%	1
MOUNT SINAI MEDICAL CENTER HIALEAH			1	100%	1
URGENT CARE OF COASTAL GEORGIA			1	100%	1
GIBSON AREA PRIMARY CARE			1	100%	1
CHI ST ALEXIUS TRANSITIONAL CARE UNIT		1			1
PALM COTTAGE OPERATOR LLC			1	100%	1
Diversicare of Smyrna		1			1
HENRY FORD WEST BLOOMFIELD HOSPITAL			1	100%	1
DAVENPORT DIALYSIS CENTER		1			1
Douglas County Health Center		1			1
FAMILY MEDICINE AT CELEBRATION		1			1
DR DAN C TRIGG MEMORIAL HOSPITAL		1			1
KNAPP MEDICAL GROUP			1	100%	1
HARBOR OAKS GOLDEN YEARS			1	100%	1
SOUTHWEST VIRGINIA COMMUNITY HEALTH SYSTEMS			1	100%	1
HENRY FORD HOSPITAL			1	100%	1
Belvoir Woods Health Care Center at The Fairfax		1			1
Dexter Health Care		1			1
Baypoint Healthcare Center			1	100%	1

# COVID-19: testing by laboratory

Data through Apr 10, 2021 verified as of Apr 11, 2021 at 09:25 AM

Data in this report are provisional and subject to change.

The numbers in the table below represent the number of Florida and non-Florida residents for whom test results were received by the Department of Health. A person can be tested by more than one laboratory and can have both positive and negative results. **Therefore, the sum of the numbers in each column will be larger than the total number of people tested.**

Reporting lab	Inconclusive	Negative	Positive	Percent positive	Total
MERCY – NORTH IOWA			1	100%	1
HHCS PHARMACY INC			1	100%	1
Kroger 83 - The Little Clinic Rock Road		1			1
BEVERLY ADVANCED PRACTICE NURSING		1			1
MT CARMEL NURSING HOME		1			1
DR JAMES D FORBES FAMILY CARE CENTER			1	100%	1
SPHERE DX			1	100%	1
NAVARRO MEDICAL CENTERS LLC			1	100%	1
Aspire Physical Recovery Center at Cahaba River		1			1
WEST COAST CLINICAL LABS INC			1	100%	1
SWIFTCARE URGENT CARE, PLLC			1	100%	1
PEACHEALTH LABORATORIES		1			1
CROWNPOINT HEALTHCARE FACILITY		1			1
HEBER VALLEY HOSPITAL			1	100%	1
COLER REHABILITATION AND NURSING CARE		1			1
AUGUSTA HEALTH CLINICAL LABORATORY			1	100%	1
HOUSTON DEPARTMENT OF HEALTH AND HUMAN SERVICES			1	100%	1
BETHESDA ON TURKEY CREEK			1	100%	1
Avera Sr. James Care Center		1			1
CLINICAL RESEARCH OF WEST FLORIDA		1			1
MED BAR LLC		1			1
WINDERMERE PEDIATRICS			1	100%	1
BIOMERIEUX			1	100%	1
CLERMONT HEALTH DEPARTMENT			1	100%	1
Kroger 63 - The Little Clinic Glassford Hill Rd		1			1
TITUSVILLE CENTER FOR SURGICAL EXCELLENCE LLC		1			1
AURORA MEDICAL CENTER-KENOSHA			1	100%	1
AVERA ST. MARY'S HOSPITAL			1	100%	1
WASHINGTONVILLE PHARMACY INC		1			1
OMNI HEALTHCARE URGENT CARE			1	100%	1
OHIO VALLEY MANOR NURSING &		1			1
UNIVERSITY OF TOLEDO MEDICAL CENTER			1	100%	1
SACRED HEART HOSPITAL NURSING			1	100%	1
QLABS			1	100%	1
HALIFAX HEALTH PRIMARY CARE ORMOND			1	100%	1
CLARKSVILLE HEALTH SYSTEM			1	100%	1
Advanced Rehabilitation of Vernon		1			1
AMERICAN FAMILY CARE - SMYRNA			1	100%	1
WESTCOAST FAMILY PRACTICE		1			1
Pelican Health Norfolk			1	100%	1
STVHCS - Dental Outpatient Clinic		1			1
ALIMETRIX INC		1			1
ASHLEY PEDIATRICS DAY AND NIGHT CLINIC			1	100%	1
AVERA MEDICAL GROUP			1	100%	1
MAYO CLINIC OUTPATIENT DIALYSIS CENTER			1	100%	1
MCLEOD MEMORIAL HOSPITAL CLARENDON			1	100%	1

# COVID-19: testing by laboratory

Data through Apr 10, 2021 verified as of Apr 11, 2021 at 09:25 AM

Data in this report are provisional and subject to change.

The numbers in the table below represent the number of Florida and non-Florida residents for whom test results were received by the Department of Health. A person can be tested by more than one laboratory and can have both positive and negative results. **Therefore, the sum of the numbers in each column will be larger than the total number of people tested.**

Reporting lab	Inconclusive	Negative	Positive	Percent positive	Total
Parkview Care Center			1	100%	1
OAK HAVEN REHAB AND NURSING CENTER			1	100%	1
INTERMOUNTAIN HEALTHCARE LABORATORY SERVICES			1	100%	1
INLET CONCIERGE MEDICINE			1	100%	1
ADVENTHEALTH IMAGING WINTERGARDEN		1			1
FINLAY MEDICAL RESEARCH CORP			1	100%	1
CVS NE8626POCT LINCOLN		1			1
MIAMI VASCULAR SURGERY			1	100%	1
RIVERVIEW HOSPITAL D/B/A UNIVERSITY		1			1
Alden Lincoln Park			1	100%	1
NEMOURS CHILDREN'S PRIMARY CARE, ST CLOUD			1	100%	1
MARTINSVILLE HEALTH AND REHAB			1	100%	1
ELKTON TRANSITIONAL CARE CENTER		1			1
SACRED HEART MEDICAL CENTER			1	100%	1
HERITAGE CARE AND REHABILITATION CENTE		1			1
CVS / PHARMACY #10794			1	100%	1
THE MEDICAL CENTER AT BOWLING GREEN			1	100%	1
NEW HORIZON PRIMARY CARE LLC			1	100%	1
BAYFRONT HEAL WOUND CARE AND HYPERBARIC CENTER			1	100%	1
NEMOURS CHILDRENS PRIMARY CARE CLERMONT			1	100%	1
RICHMOND MEDICAL CENTER FOR WOMEN		1			1
WELLSTAR DOUGLAS HOSPITAL LABORATORY		1			1
COVE AT THE MARBELLA,THE			1	100%	1
STUDENT HEALTH CENTER			1	100%	1
WALGREENS #10308		1			1
METRO HEALTH HOSPITAL LABORATORY		1			1
BAPTIST EMERGENCY HOSPITAL - KELLY			1	100%	1
Kroger 894 - The Little Clinic NEC		1			1
GATEWAY FAMILY HEALTH CLINIC			1	100%	1
Kingston of Miamisburg		1			1
Willowbrooke Court at Normandy Farms Estates		1			1
LABTECH DIAGNOSTICS			1	100%	1
GENESEE COUNTY HEALTH DEPARTMENT		1			1
RENOWN REGIONAL MEDICAL CENTER			1	100%	1
REELFOOT FAMILY WALK-IN CLINIC		1			1
Sherwood Oaks Health Center			1	100%	1
PREMISEHEALTH		1			1
PREMIER HEALTH CARE INC			1	100%	1
ASSOCIATES MD MEDICAL GROUP INC			1	100%	1
JP MORGAN CHASE HEALTH SERVICES			1	100%	1
Kroger 699 - The Little Clinic Smyrna		1			1
ARBOR DIAGNOSTICS, INC		1			1
HEALTH SENTRY			1	100%	1
UNIVERSITY OF WASHINGTON DEPT OF LAB MEDICINE			1	100%	1
INDIANA STATE DEPARTMENT OF HEALTH CLINIC MICROBIOLOGY		1			1
2504-HOMEWOOD		1			1

# COVID-19: testing by laboratory

Data through Apr 10, 2021 verified as of Apr 11, 2021 at 09:25 AM

Data in this report are provisional and subject to change.

The numbers in the table below represent the number of Florida and non-Florida residents for whom test results were received by the Department of Health. A person can be tested by more than one laboratory and can have both positive and negative results. **Therefore, the sum of the numbers in each column will be larger than the total number of people tested.**

Reporting lab	Inconclusive	Negative	Positive	Percent positive	Total
CENTRAL CAROLINA HOSPITAL			1	100%	1
UNIVERSITY OF VERMONT MEDICAL CENTER			1	100%	1
Salem Hills Rehabilitation and Nursing Center		1			1
C A R E S		1			1
ODYSSEY HEALTH CARE OF MARION COUNTY LLC		1			1
Kroger 968 - The Little Clinic Colerain Township		1			1
FIRST CARE WALK IN CLINIC LLC			1	100%	1
PALMS WEST SURGICENTER		1			1
Moab Regional Hospital			1	100%	1
Courtenay Springs Village			1	100%	1
CURA LABORATORY SERVICES			1	100%	1
FOUNDATION LABORATORY			1	100%	1
MARTIN MEM FAMILY CARE AT ST LUCIE W			1	100%	1
ST VINCENTS OUTPATIENT IMAGING		1			1
MT SINA1 HOSPICE			1	100%	1
WOOD COUNTY HEALTH DEPARTMENT			1	100%	1
MEDSTAR HEALTH URGENT CARE			1	100%	1
UNIVERSITY OF SOUTH FLORIDA			1	100%	1
ST MICHAEL'S ELITE MEDICAL HOSPITAL			1	100%	1
DOCTORS AFTER HOURS URGENT CARE CENTER			1	100%	1
UNLIMITED MEDICAL SERVICES OF FL PL DBA		1			1
BAYMEADOWS PEDIATRIC CARE		1			1
UNC HOSPITALS			1	100%	1
MERCYONE DES MOINES MEDICAL CENTER			1	100%	1
PULMONARY MEDICINE		1			1
MARTIN ARMY COMMUNITY HOSPITAL			1	100%	1
FORT MYERS NORTH DIALYSIS		1			1
CSI LABORATORIES FLORIDA			1	100%	1
Kroger 717 - The Little Clinic Dolphin Drive			1	100%	1
HARDEN DIALYSIS		1			1
ST JOHNS EPISCOPAL HOSPITAL SOUTH SHORE		1			1
PANCARE HEALTH - CARR ELEM & MIDDLE SCHOOL			1	100%	1
LOUIS A JOHNSON VAMC		1			1
MEDEXPRESS URGENT CARE CHICOPEE			1	100%	1
CTMD MEDICAL CENTER, PA			1	100%	1
FRONT PORCH PEDIATRICS PLLC			1	100%	1
PINEBROOK CARE AND REHABILITATION CENTER□			1	100%	1
SOUTHWESTERN STATE HOSPITAL LABORATORY			1	100%	1
COLONIAL HEALTH CARE		1			1
PM PEDIATRICS PC			1	100%	1
MORNINGSIDE NURSING AND REHABILITATION		1			1
THE CLINIC ON SIXTH			1	100%	1
St. Anne Home		1			1
HARDEE COUNTY FIRE RESCUE		1			1
Walgreens #17445		1			1
ManorCare Yeadon		1			1



# COVID-19: testing by laboratory

Data through Apr 10, 2021 verified as of Apr 11, 2021 at 09:25 AM

Data in this report are provisional and subject to change.

The numbers in the table below represent the number of Florida and non-Florida residents for whom test results were received by the Department of Health. A person can be tested by more than one laboratory and can have both positive and negative results. **Therefore, the sum of the numbers in each column will be larger than the total number of people tested.**

Reporting lab	Inconclusive	Negative	Positive	Percent positive	Total
ISLANDS ASSISTED LIVING FACILITY,THE			1	100%	1
Walgreens #5914		1			1
FAIRVIEW HOSPITAL			1	100%	1
Wrightsville Manor Health and Rehab		1			1
ANDREWS INSTITUTE AMBULATORY SURGERY CENTER		1			1
STAMFORD HOSPITAL			1	100%	1
MEDLABS OF FLORIDA LLC D/B/A MEDLABS DIAGNOSTICS		1			1
CARESPOT - OCOEE			1	100%	1
Tremont Health & Rehabilitation Center		1			1
MARY WASHINGTON HOSPITAL HOME HEALTH AGENCY	1				1
BEACHSIDE DETOX		1			1
FLORIDA DEPARTMENT OF HEALTH IN BROWARD COUNTY		1			1
Kroger 350 - The Little Clinic New Cut Road		1			1
ARKANSAS PUBLIC HEALTH LABORATORY		1			1
MARIANNA CBOC		1			1
SIGNATURE CARE COLLEGE STATION			1	100%	1
PRIMARY & URGENT CARE CENTERS			1	100%	1
FIRST CARE OF GAINESVILLE			1	100%	1
APOLLOMDX LLC			1	100%	1
WINDSOR MANOR			1	100%	1
MEDEXPRESS URGENT CARE, MILLCREEK		1			1
Garden View Care Center at Dougherty Ferry		1			1
PRIMARY CARE GROUP LLC		1			1
Perham Living			1	100%	1
Kroger 929 - The Little Clinic Corryville		1			1
BAM INC		1			1
Redwood Springs Healthcare			1	100%	1
SEPULVEDA OUTPATIENT AND NURSING HOME CARE			1	100%	1
Kroger 410 - The Little Clinic Trinity		1			1
FELD ENTERTAINMENT			1	100%	1
FLORIDA DEPARTMENT OF HEALTH IN CITRUS COUNTY		1			1
ADVANCED URGENT CARE PLLC		1			1
BEAUMONT HOSPITAL, GROSSE POINTE			1	100%	1
PRIME HEALTHCARE SERVICES		1			1
A PATTERN MEDICAL CLINIC		1			1
HAVASU REGIONAL MEDICAL CENTER			1	100%	1
EILEEN TURBESSI MD PA		1			1
Kroger 682 - The Little Clinic Combs and Gantzel		1			1
WY RETIREMENT CENTER		1			1
HEALTH FIRST HOME CARE		1			1
MINUTE CLINIC DIAGNOSTICS OF IN, LLC #6252		1			1
GOLDING-GRANADO MEDICAL ASSOCIATES		1			1
CONVENIENT URGENT CARE			1	100%	1
FLORHAM PARK ENDOSCOPY CENTER		1			1
BRIAN C GRINER MD LLC			1	100%	1
UNITED HEALTHCARE			1	100%	1

# COVID-19: testing by laboratory

Data through Apr 10, 2021 verified as of Apr 11, 2021 at 09:25 AM

Data in this report are provisional and subject to change.

The numbers in the table below represent the number of Florida and non-Florida residents for whom test results were received by the Department of Health. A person can be tested by more than one laboratory and can have both positive and negative results. **Therefore, the sum of the numbers in each column will be larger than the total number of people tested.**

Reporting lab	Inconclusive	Negative	Positive	Percent positive	Total
PRACTITIONERS IN MOTION			1	100%	1
LONG ISLAND MINIMALLY INVASIVE SURGERY		1			1
KENNEDY BOULEVARD DIALYSIS			1	100%	1
Victoria Manor		1			1
FLAGLER COUNTY BOARD OF COUNTY COMMISSIONERS			1	100%	1
Erwin Health Care Center		1			1
LITTLE COMPANY OF MARY HOSPITAL			1	100%	1
BRUSHY CREEK FAMILY HOSPITAL			1	100%	1
METROWEST MEDICAL CENTER - FRAMINGHAM			1	100%	1
Waters of Covington		1			1
WORKCARE, INC GLOBALFOUNDRIES			1	100%	1
BRIGHAM YOUNG UNIV STUDENT HEALTH CTR			1	100%	1
MARTIN MEMORIAL MEDICENTER			1	100%	1
WMC HEALTH GROUP OF KISSIMMEE LLC			1	100%	1
REGENTS PARK OF JACKSONVILLE			1	100%	1
COMMUNITY HOSPITALS INDIANAPOLIS			1	100%	1
BRITTNEY WHELIHAN IRWIN ARNP LLC			1	100%	1
NORTH SHORE MEDICAL CENTER - SALEM HOSPITAL			1	100%	1
Chestnut Ridge Nursing & Rehab		1			1
IRA FIALKO DO			1	100%	1
PRIORITY CARE LLC			1	100%	1
ACCOMPLISHED HOME CARE		1			1
Kroger 368 - The Little Clinic Frankfort West		1			1
FLORIDA HOSPITAL LAB			1	100%	1
ANMED HEALTH MEDICAL CENTER			1	100%	1
DIXIE REGIONAL MEDICAL CENTER			1	100%	1
WILLOWBROOKE COURT AT MATTHEWS GLEN		1			1
Ramsey Village		1			1
APS-SUMMIT CARE PHARMACY, LLC DBA OMNICARE		1			1
MOBILE MEDICAL CLINIC			1	100%	1
MEDOR/ACC SYNCHRONY			1	100%	1
FLORIDA HOSPITAL ORMOND BEACH			1	100%	1
NORDX			1	100%	1
COVENANT HOSPITAL HOBBS D/B/A COVENANT		1			1
Regency Square			1	100%	1
WRIGHT PATTERSON AFB MEDICAL CENTER			1	100%	1
WEST FLORIDA HOSPITAL LABORATORY			1	100%	1
Florence Home		1			1
Long Beach Care Center			1	100%	1
WATERS EDGE ELEMENTARY SCHOOL			1	100%	1
RINGLING HEALTH CENTER			1	100%	1
Mercy Manor Transition Center			1	100%	1
ACCESS TOTAL CARE - PORTLAND			1	100%	1
FRANKLIN CBOC			1	100%	1
EVERGREEN NURSING HOME		1			1
PEDIATRIC ASSOCIATES - MIAMI LAKES		1			1

# COVID-19: testing by laboratory

Data through Apr 10, 2021 verified as of Apr 11, 2021 at 09:25 AM

Data in this report are provisional and subject to change.

The numbers in the table below represent the number of Florida and non-Florida residents for whom test results were received by the Department of Health. A person can be tested by more than one laboratory and can have both positive and negative results. **Therefore, the sum of the numbers in each column will be larger than the total number of people tested.**

Reporting lab	Inconclusive	Negative	Positive	Percent positive	Total
VA Tennessee Valley HCS-Nashville Campus			1	100%	1
Urgent Care 24/7 Orlando LLC			1	100%	1
Fox Subacute at Warrington		1			1
BAPTIST MINOR MEDICAL CENTER			1	100%	1
Big River Nursing and Rehab		1			1
CARESPOT - MIAMI GARDENS			1	100%	1
SOUTH COUNTY MEDICAL CENTER			1	100%	1
Chateau Girardeau			1	100%	1
MEDEXPRESS URGENT CARE - PATRICK STREE			1	100%	1
MEDEXPRESS URGENT CARE -HOWELL US HWY		1			1
CVS MO8595POCT RAYMORE		1			1
THE CHRIST HOSPITAL			1	100%	1
BLOOD SYSTEMS LABORATORIES			1	100%	1
DIAGNOSTIC GROUP INTEGRATED HEALTHCARE			1	100%	1
UNIVERISTY HOSPITAL			1	100%	1
GOOD SAMARITAN SOCIETY-FOREST CITY		1			1
FLORIDA SOUTHERN COLLEGE			1	100%	1
RESTORE MEDICAL PARTNERS PLLC			1	100%	1
SOUTHERN SPRINGS HEALTH CARE		1			1
CENTRAL FLORIDA ADULT MEDICINE		1			1
CLINICAL PATHOLOGY LABORATORIES SOUTHEAST INC			1	100%	1
SUMMERLIN MEDICAL CENTRE			1	100%	1
SPECIALTY MOLECULAR - DENVER			1	100%	1
Crowne Health Care of Thomasville		1			1
PROVIDENCE ST. PATRICK HOSPITAL			1	100%	1
Eddy Memorial Geriatric Center		1			1
MALUHIA		1			1
LIFECARE MEDICAL CENTER			1	100%	1
ELEMENTS PHARMACY			1	100%	1
MEDCARE-GARNERS FERRY			1	100%	1
Kroger - KRO03500568			1	100%	1
MD NOW URGENT CARE			1	100%	1
SOUTHEASTERN PATHOLOGY ASSOCIATES			1	100%	1
EDWARD HOSPITAL			1	100%	1
BRISTOL CHILDRENS CLINIC			1	100%	1
FRESENIUS KIDNEY CARE OCALA			1	100%	1
PUBLIX PHARMACY #1122		1			1
MY INSTADOC - HOWELL URGENT CARE		1			1
WEST BOCA MEDICAL CENTER			1	100%	1
LEELANAU OPCO, LLC		1			1
MEDCOR, INC			1	100%	1
FAST PACE URGENT CARE			1	100%	1
LAKEVIEW REGIONAL HOSPITAL			1	100%	1
ALLIANCE MD DIRECT PRIMARY CARE			1	100%	1
JMJ FAMILY PRACTICE			1	100%	1
CLEVELAND CLINIC AKRON GENERAL			1	100%	1

# COVID-19: testing by laboratory

Data through Apr 10, 2021 verified as of Apr 11, 2021 at 09:25 AM

Data in this report are provisional and subject to change.

The numbers in the table below represent the number of Florida and non-Florida residents for whom test results were received by the Department of Health. A person can be tested by more than one laboratory and can have both positive and negative results. **Therefore, the sum of the numbers in each column will be larger than the total number of people tested.**

Reporting lab	Inconclusive	Negative	Positive	Percent positive	Total
COLUMBIA CREST CARE & RAHAB		1			1
CHC SOUTHWEST FLORIDA LAB-LIVE			1	100%	1
MINUTE CLINIC LLC #1831		1			1
Signature Healthcare of Georgetown		1			1
PIONEER CLINICAL RESEARCH LLC			1	100%	1
CROSS CREEK HEALTH CARE		1			1
Bethany Manor		1			1
CVS PA2296POCT MACUNGIE		1			1
PRIMARY CARE SERVICES AT WESTMINSTER V		1			1
ACUPATH LABORATORIES INC			1	100%	1
MEDICAL SPECIALISTS OF THE PALM BEACHES INC			1	100%	1
BL DIAGNOSTICS LLC			1	100%	1
PARK AVENUE PEDIATRICS PC		1			1
CARESOUTH HHA HOLDINGS OF THE TREASURE COAST LLC			1	100%	1
ADVENTHEALTH MEDICAL GROUP SENIOR HEALTH AT			1	100%	1
Pinnacle Assisted Living			1	100%	1
Carrollton Manor Inc		1			1
FRESENIUS SOUTH FORT MYERS		1			1
KIDS CARE PEDIATRICS			1	100%	1
Isle Health and Rehabilitation Center			1	100%	1
WILSON FAMILY MEDICINE LLC		1			1
HILLSBORO MEDICAL CENTER MAIN LABORATO		1			1
The Pines at Poughkeepsie Center for Nursing and Rehabilitation		1			1
BOULDER COMMUNITY HOSPITAL			1	100%	1
KINGMAN REGIONAL MEDICAL CENTER			1	100%	1
UNITYPOINT HEALTH TRINITY			1	100%	1
Kroger 825 - The Little Clinic Dorothy Lane		1			1
Kroger 447 - The Little Clinic Lebanon		1			1
CARENOW MURFREESBORO MEDICAL CENTER PK		1			1
BAYCARE OUTREACH LAB AT NEW TAMPA			1	100%	1
Vi at Aventura		1			1
LAKE LURE HEALTH CENTER			1	100%	1
MY URGENT CARE CLINIC			1	100%	1
WELLSTAR SPALDING REGIONAL MEDICAL CENTER		1			1
DONALSONVILLE HOSPITAL			1	100%	1
Medilodge of Mt. Pleasant		1			1
CAPE CORAL HOSPITAL NURSING			1	100%	1
NFRC CLINICAL LAB			1	100%	1
TARRYTOWN PHARMACY			1	100%	1
BROOKSHIRE, THE			1	100%	1
DOCTOR TODAY URGENT CARE			1	100%	1
WALK IN FAMILY MEDICINE CENTER			1	100%	1
OPCO LLC LEGACY NURSING AND REHABILITA		1			1
SUMMIT LABORATORY			1	100%	1
Sharon Care Center			1	100%	1
WATERBURY HOSPITAL REFERENCE LAB			1	100%	1

# COVID-19: testing by laboratory

Data through Apr 10, 2021 verified as of Apr 11, 2021 at 09:25 AM

Data in this report are provisional and subject to change.

The numbers in the table below represent the number of Florida and non-Florida residents for whom test results were received by the Department of Health. A person can be tested by more than one laboratory and can have both positive and negative results. **Therefore, the sum of the numbers in each column will be larger than the total number of people tested.**

Reporting lab	Inconclusive	Negative	Positive	Percent positive	Total
Kroger 379 - The Little Clinic Stony Brook		1			1
SENTARA AMBULATORY CARE CLINIC			1	100%	1
PREMIER FAMILY AND SPORTS MEDICINE LLC			1	100%	1
JACKSBORO URGENT CARE			1	100%	1
Kroger 524 - The Little Clinic Iron Bridge Road		1			1
Village Green Health & Rehabilitation		1			1
MEDEXPRESS-DOVER		1			1
UW MEDICINE CHU LAB			1	100%	1
ST JOHN HOSPITAL & MEDICAL CENTER MICRO			1	100%	1
White Oak Manor - Rock Hill		1			1
SANTA CLARA VALLEY MEDICAL CENTER			1	100%	1
ASSISTED LIVING AT TREZEVANT		1			1
DIVERSICARE OF BIG SPRINGS		1			1
MDS PHARMA SERVICES		1			1
INNOVATIVE CARE PARTNERS PLLC			1	100%	1
TERRELL URGENT CARE			1	100%	1
Heartland of Perrysburg		1			1
RIVERSIDE MEDICAL CENTER		1			1
SANFORD LABORATORIES WATERTOWN			1	100%	1
ANDERSON REGIONAL MEDICAL CENTER			1	100%	1
FLAGLER PROFESSIONAL HEALTH CARE SERVICES INC		1			1
APEX HOME HEALTHCARE			1	100%	1
YOUR HEALTH PEDIATRICS			1	100%	1
STEWART FLORIDA ALF, INC			1	100%	1
CUSTOM SCRIPTS PHARMACY		1			1
SOUTHERN REGIONAL MEDICAL CENTER		1			1
SOLDIERS' HOME OF HOLYOKE		1			1
ALBANNA PEDIATRICS CENTER			1	100%	1
BAPTIST HOSPITAL FAMILY MEDICINE &			1	100%	1
ACCESS MEDICAL GROUP OF TAMPA INC			1	100%	1
COVENANT HEALTH		1			1
Illiana HCS - Danville VAMC		1			1
MEDICAL ARTS LABORATORY			1	100%	1
HEALTHALLIANCE HOSPITAL LABORATORY		1			1
PORTSMOUTH REG. HOSPITAL			1	100%	1
WAYNE COUNTY PUBLIC HEALTH		1			1
Kroger 569 - The Little Clinic Gallatin		1			1
TRUCARE LIVING CENTERS - SELMA			1	100%	1
RELIANCE HOME HEALTH CARE INC		1			1
ORMOND PEDIATRICS PA			1	100%	1
HEALTH PARTNERS LLC		1			1
MOUNT ST MARYS HOSPITAL OF NIAGARA FALLS			1	100%	1
BIOMAT ORLANDO		1			1
CAPSTONE REHABILITATION AND HEALTHCARE		1			1
GATEWAY LABORATORIES		1			1
LP ELIZABETHTON		1			1

# COVID-19: testing by laboratory

Data through Apr 10, 2021 verified as of Apr 11, 2021 at 09:25 AM

Data in this report are provisional and subject to change.

The numbers in the table below represent the number of Florida and non-Florida residents for whom test results were received by the Department of Health. A person can be tested by more than one laboratory and can have both positive and negative results. **Therefore, the sum of the numbers in each column will be larger than the total number of people tested.**

Reporting lab	Inconclusive	Negative	Positive	Percent positive	Total
URGENT CARE OF KANSAS CITY			1	100%	1
HCL LABORATORIES			1	100%	1
FAMILY MEDICINE AT KISSIMMEE		1			1
CELEBRATION HOSPITAL			1	100%	1
SONNI'S PEDIATRICS			1	100%	1
ALPHA 1 ANTITRYPSIN RESEARCH PROGRAM			1	100%	1
CLEVELAND CLINIC FLORIDA LAB			1	100%	1
Central Park Healthcare & Rehabilitation Center		1			1
MIDWEST COVENANT HOME, INC		1			1
MACKINAC STRAITS LONG TERM CARE UNIT		1			1
OCCUPATIONAL HEALTH CENTER		1			1
GOOD SAMARITAN SOCIETY - DE SMET		1			1
DEERFIELD BEACH REHABILITATION AND NURSING			1	100%	1
CFCH - FROSTPROOF			1	100%	1
CHESAPEAKE REGIONAL MEDICAL CENTER			1	100%	1
APPLECARE BRUNSWICK			1	100%	1
BAYLOR SCOTT AND WHITE MEDICAL CENTER -CENTENTENNIAL			1	100%	1
CVS MA915POCT BEVERLY			1	100%	1
ASUNCION HOME HEALTH CARE CORP			1	100%	1
ALLIED PEDIATRICS & FAMILY MEDICINE			1	100%	1
CVS AZ9374POCT TUCSON		1			1
Kroger 629 - The Little Clinic Cartersville, GA Hwy 41		1			1
Piedmont Crossing		1			1
Highland Ave. Eye Clinic		1			1
VELOCITY URGENT CARE - LITTLE CREEK			1	100%	1
PEDIATRIC ASSOCIATES OF ORLANDO			1	100%	1
THE READING HOSPITAL AND MEDICAL CENTER			1	100%	1
PASTEUR MEDICAL CENTER LLC		1			1
ARISTACARE AT MANCHESTER		1			1
LEESBURG DIALYSIS CENTER		1			1
CHIPLEY DIALYSIS			1	100%	1
CVS AZ7855POCT TUCSON		1			1
CAREFIRST URGENT CARE - BEECHMONT			1	100%	1
CARDIOLOGY AND FITNESS MEDICINE		1			1
ORMC-ARDEN/EOI			1	100%	1
Troy Center for Rehabilitation & Nursing		1			1
ALL PEDIATRIC CARE PA			1	100%	1
DOCTORS HEARING			1	100%	1
RIVIERA BEACH HEALTH CENTER LAB			1	100%	1
PHYSICIANS ASSOCIATES			1	100%	1
MOUNT SINAI MEDICAL CENTER AVENTURA ER			1	100%	1
RAPID CITY REGIONAL HOSPITAL -579 ATTN. LABORATORY		1			1
CURELOGICS WOUND CARE & HYPERBARIC CENTER		1			1
SANTA BARABARA ALF LLC (THE WINDSOR)			1	100%	1
BMC/NASSAU			1	100%	1
Alexandria Place		1			1

# COVID-19: testing by laboratory

Data through Apr 10, 2021 verified as of Apr 11, 2021 at 09:25 AM

Data in this report are provisional and subject to change.

The numbers in the table below represent the number of Florida and non-Florida residents for whom test results were received by the Department of Health. A person can be tested by more than one laboratory and can have both positive and negative results. **Therefore, the sum of the numbers in each column will be larger than the total number of people tested.**

Reporting lab	Inconclusive	Negative	Positive	Percent positive	Total
WMC HEALTH GROUP INC			1	100%	1
LSU MEDICAL CENTER			1	100%	1
PowerBack Piscataway Center		1			1
DIXIE COUNTY JAIL			1	100%	1
BRIDGEWATER AT WATERMAN VILLAGE			1	100%	1
HABANA HEALTH CARE CENTER			1	100%	1
GULF COAST VILLAGE HOME HEALTH INC			1	100%	1
NHC Chattanooga			1	100%	1
PALACE CARE AND REHAB		1			1
ST. PETERSBURG PEDIATRICS-SEMINOLE			1	100%	1
CVS AZ3749POCT GOODYEAR		1			1
MEDICAL CENTER AFFILIATES PALM SPRINGS			1	100%	1
MEDEXPRESS URGENT CARE - UNIONTOWN		1			1
BAPTIST HEALTH PRIMARY CARE AT DORAL			1	100%	1
bishop rehabilitation and nursing center		1			1
VCU HEALTH SYSTEM AUTHORITY - MCV HOSPITALS			1	100%	1
MEDHELP			1	100%	1
Schenectady Center for Rehabilitation & Nursing		1			1
EAST TENNESSEE STATE UNIVERSITY		1			1
PATIENT FIRST-GENERAL BOOTH			1	100%	1
UCH LAB			1	100%	1
Victory Health and Rehabilitation			1	100%	1
PHYSICIANS PREMIER ER- CENTRAL AUSTIN			1	100%	1
USC VERDUGO HILLS HOSPITAL			1	100%	1
ALLIED PHYSICIANS GROUP		1			1
MID FLORIDA COMMUNITY SERVICES			1	100%	1
WEST PENSACOLA DIALYSIS CENTER			1	100%	1
HEARTLAND OF MARIETTA OH LLC DBA		1			1
Oregon Veterans Home The Dalles		1			1
CAREWELL 203			1	100%	1
IMMY LABS			1	100%	1
Kroger 086 - The Little Clinic Broomfield-Sheridan		1			1
FOUNDCARE HEALTH			1	100%	1
MEDEXPRESS URGENT CARE - LINDEN		1			1
MINUTECLINIC DIAGNOSTIC OF NH, LLC (CL		1			1
PATHOLOGY ASSOCIATES			1	100%	1
MARQUETTE GENERAL HOSPITAL			1	100%	1
HEART HOSPITAL OF LAFAYETTE: EMERGENCY ROOM			1	100%	1
JOSEPH REINA PHARMACY INC DBA JRX PHAR		1			1
MAYO MEDICAL LABORATORIES			1	100%	1
Portsmouth Health and Rehab			1	100%	1
Seal Rock Healthcare		1			1
CVS TN6394POCT BRENTWOOD		1			1
Kroger 519 - The Little Clinic Staples Mill Road		1			1
LABORATORY SERVICES SGHS - CAMDEN		1			1
BROOKDALE FORT WALTON BEACH			1	100%	1

# COVID-19: testing by laboratory

Data through Apr 10, 2021 verified as of Apr 11, 2021 at 09:25 AM

Data in this report are provisional and subject to change.

The numbers in the table below represent the number of Florida and non-Florida residents for whom test results were received by the Department of Health. A person can be tested by more than one laboratory and can have both positive and negative results. **Therefore, the sum of the numbers in each column will be larger than the total number of people tested.**

Reporting lab	Inconclusive	Negative	Positive	Percent positive	Total
TAMPA GENERAL MEDICAL GROUP LABORATORY HEALTHPARK			1	100%	1
SAINT JOSEPH'S HOSPITAL AND MEDICAL CENTER		1			1
WESTCHESTER MEDICAL CENTER ADVANCED		1			1
Lopatcong Center		1			1
1ST CHOICE URGENT CARE CENTER LLC			1	100%	1
RIVERSIDE COUNTY PUBLIC HEALTH LABORATORY			1	100%	1
HOME AIDE SVC OF EASTERN NY INC D/B/A		1			1
HEARTLAND REGIONAL MEDICAL CENTER		1			1
PACE UNIVERSITY HEALTH CARE		1			1
NORTH FLORIDA CHILD DEVELOPMENT, INC			1	100%	1
VERMONT DEPT OF HEALTH LABORATORY			1	100%	1
MODERN URGENT CARE			1	100%	1
Waddell Nursing & Rehab Center		1			1
PEDIATRIC PARTNERS OF ZEPHYRHILLS PA			1	100%	1
MERCY HOME		1			1
COSTAMED GRUPO MEDICO			1	100%	1
RIVERSIDE REGIONAL MED CENTER			1	100%	1
JOHN D. ARCHBOLD MEMORIAL HOSPITAL			1	100%	1
BLACK SHEEP MEDICAL			1	100%	1
LABONE		1			1
West Bay of Tampa Center			1	100%	1
PALM COAST DRAW STATION/AMERICAN HEALTH ASSOCIATES		1			1
Villages of St.Peters		1			1
WVU MEDICINE - WESTON			1	100%	1
UHS BINGHAMTON GENERAL			1	100%	1
MINNESOTA HERITAGE HOUSE		1			1
Kroger 395 - The Little Clinic Blanchester		1			1
Mission Arch Center		1			1
BAPTIST HEALTH FLOYD			1	100%	1
WAYCROSS INTRTNAL MEDICINE			1	100%	1
TRAVIS LEE THOMPSON MD			1	100%	1
Vibralfie of El Paso Rehabilitation Center			1	100%	1
SIGNATURE HEALTHCARE OF BUCKHEAD		1			1
Kroger 523 - The Little Clinic Dickson			1	100%	1
GEORGETOWN URGENT CARE			1	100%	1
CHI ST. LUKE'S HEALTH BCM MEDICAL CENTER			1	100%	1
MOSAIC MEDICAL CENTER MARYVILLE			1	100%	1
UPMC NORTHWEST HOSPITAL			1	100%	1
Kroger 805 - The Little Clinic Lewis Center		1			1
KISSIMMEE HOME TRAINING		1			1
ADVOCATE GOOD SAMARITAN			1	100%	1
HOSPITALS OF PROVIDENCE TRANSMOUNTAIN CAMPUS, THE			1	100%	1
OASIS FAMILY RESORT IN THE SPRINGS LLC		1			1
Garden Villa Bedford		1			1
ONPOINT URGENT CARE			1	100%	1
SOMA MEDICAL CENTER PA #2			1	100%	1



# COVID-19: testing by laboratory

Data through Apr 10, 2021 verified as of Apr 11, 2021 at 09:25 AM

Data in this report are provisional and subject to change.

The numbers in the table below represent the number of Florida and non-Florida residents for whom test results were received by the Department of Health. A person can be tested by more than one laboratory and can have both positive and negative results. **Therefore, the sum of the numbers in each column will be larger than the total number of people tested.**

Reporting lab	Inconclusive	Negative	Positive	Percent positive	Total
SANDPIPER CLUSTER		1			1
YOUR HEALTH PEDIATRICS INC			1	100%	1
Country View of Sunbury			1	100%	1
NHLS			1	100%	1
PUBLIX PHARMACY # 1236			1	100%	1
Wayne County Nursing Home		1			1
COSTCO PHARMACY #1023			1	100%	1
Springdale Village		1			1
BRUNSWICK HEALTH AND REHABILITATION CE		1			1
ADAMS COUNTY HEALTH DEPARTMENT			1	100%	1
NORTH RIVER FAMILY HEALTH CENTER			1	100%	1
Glen Haven Health and Rehabilitation LLC		1			1
DIAGNOSTIC AFFILIATES			1	100%	1
Princeton Place			1	100%	1
JOSHUA E CHESIR MD		1			1
SPEARE MEMORIAL HOSPITAL			1	100%	1
AdventHealth Care Center Zephyrhills North			1	100%	1
AFTER HOURS CLINIC			1	100%	1
KROGER 785 - THE LITTLE CLINIC DIXIE HWY		1			1
St. Ann Rehabilitation and Nursing Center		1			1
NORTH MIAMI BEACH SURGICAL CENTER			1	100%	1
UF HEALTH FAMILY MEDICINE-GOODBYS CREEK			1	100%	1
Glenview Terrace Nursing Center		1			1
UNIVERSITY OF NORTH CAROLINA HOSPITALS			1	100%	1
STONESPRINGS HOSPITAL CENTER			1	100%	1
MOSOLF PEDIATRICS PA			1	100%	1
STEWART MEDICAL GROUP INC			1	100%	1
The Carrington		1			1
Lakeland Nursing and Rehabilitation Center LLC		1			1
Willow Ridge Center		1			1
LAKE REGIONAL HEALTH			1	100%	1
Wexner Heritage House			1	100%	1
MEMORIAL HOSPITAL - BELLEVILLE			1	100%	1
BIOMAT USA INC			1	100%	1
UT HEALTH RGV CLINICAL LABORATORY			1	100%	1
COMMONWEALTH OF VIRGINIA DIVISION OF CONSOLIDATED LABORATORY SERVICES			1	100%	1
SOUTHERN WINDS			1	100%	1
Bay View Nursing and Rehabilitation Center			1	100%	1
DW MCMILLAN MEMORIAL HOSPITAL LABORATORY			1	100%	1
TCPA CLINICAL LABORATORIES			1	100%	1
LABTEST LLC LABTEST DIAGNOSTICS			1	100%	1
CORPUS CHRISTI MEDICAL CENTER			1	100%	1
MIL LAKE HEALTHCARE CENTER INC PEDIATRICS			1	100%	1
Kroger 49 - The Little Clinic Wichita - 21st St.			1	100%	1
THE NEW JEWISH HOME		1			1
CVS CA8882POCT SAN CLEMENTE		1			1

# COVID-19: testing by laboratory

Data through Apr 10, 2021 verified as of Apr 11, 2021 at 09:25 AM

Data in this report are provisional and subject to change.

The numbers in the table below represent the number of Florida and non-Florida residents for whom test results were received by the Department of Health. A person can be tested by more than one laboratory and can have both positive and negative results. **Therefore, the sum of the numbers in each column will be larger than the total number of people tested.**

Reporting lab	Inconclusive	Negative	Positive	Percent positive	Total
SPACE COAST COMMUNITY PHARMACY			1	100%	1
SALUDA NURSING CENTER		1			1
CENTRAL FLORIDA MEDICAL CARE			1	100%	1
Lenbrook		1			1
ABBOTT LABORATORIES ROSS PRODUCTS			1	100%	1
SELF REGIONAL HEALTHCARE			1	100%	1
KIDS HEALTH ALLIANCE PA			1	100%	1
UF HEALTH THE VILLAGES			1	100%	1
PHOENIX MEDICAL CLINIC			1	100%	1
IZ MEDICAL		1			1
ORAL & FACIAL SURGERY			1	100%	1
CARENOW URGENT CARE – SPRING			1	100%	1
PINNACLE DIALYSIS		1			1
MEDICAL CENTER OF TRINITY - MOB		1			1
PEDIATRIC SPECIALTY CLINIC COLLIER			1	100%	1
NORTHWEST FLORIDA SPECIALTY PHYSICIANS LLC		1			1
LOUIS STOKES CLEVELAND VA MEDICAL CENTER			1	100%	1
MEMORIAL MEDICAL CENTER			1	100%	1
NORTH PALM BEACH DIALYSIS CENTER			1	100%	1
SOUTHEASTERN HEALTH FACILITES, INC		1			1
US PUBLIC HEALTH SERVICE HOSPITAL			1	100%	1
COUNTRYSIDE PEDIATRIC CARE PA			1	100%	1
CARE CONNECTIONS AT HOME LLC			1	100%	1
HOLY CITY MED URGENT CARE			1	100%	1
WAYNE MEMORIAL HOSPITAL		1			1
SOUTHWEST ORLANDO FAMILY MEDICINE, PL			1	100%	1
THE BRENNITY AT TRADITION			1	100%	1
MINUTE CLINIC DIAGNOSTIC PA			1	100%	1
LAKE COMMUNITY ACTION AGENCY		1			1
CVS TX1057POCT SAN ANTONIO		1			1
ELLIS HOSPITAL URGENT CARE CENTER LAB		1			1
SUTTER GOULD MEDICAL FOUNDATION			1	100%	1
GABRIELA GOLDSTEIN MD PA			1	100%	1
VETERANS AFFAIRS MEDICAL CENTER - EAST ORANGE			1	100%	1
NORTH SHORE HEMATOLOGY-ONCOLOGY ASSOCIATES PC		1			1
HENRICO DOCTOR'S LABORATORY			1	100%	1
IVAN, MAYA			1	100%	1
NEW ERA HEALTH CENTER INC		1			1
PALM BEACH COUNTY HEALTH DEPT.			1	100%	1
PARTNERS IN PRIMARY CARE		1			1
ENT & ALLERGY ASSOCIATES, LLP - SLEEPY HOLLOW (ABBOTT)		1			1
CLIFTON SPRINGS		1			1
DR. K PEDIATRICS			1	100%	1
ORMOND BEACH DIALYSIS			1	100%	1
DUKE UNIVERSITY POINT OF CARE TESTING PROGRAM			1	100%	1
AIRPORT MEDICAL SOLUTIONS ORLANDO			1	100%	1

# COVID-19: testing by laboratory

Data through Apr 10, 2021 verified as of Apr 11, 2021 at 09:25 AM

Data in this report are provisional and subject to change.

The numbers in the table below represent the number of Florida and non-Florida residents for whom test results were received by the Department of Health. A person can be tested by more than one laboratory and can have both positive and negative results. **Therefore, the sum of the numbers in each column will be larger than the total number of people tested.**

Reporting lab	Inconclusive	Negative	Positive	Percent positive	Total
LEE HEALTH KIDS URGENT CARE		1			1
CARESTAT HOSPICE SERVICES			1	100%	1
SHARP GROSSMONT HOSPITAL LABORATORY			1	100%	1
MEDICAL CITY NORTH HILLS			1	100%	1
SOLARIS HEALTHCARE PLANT CITY	1				1
HEALTH AND HOPE CLINIC INC			1	100%	1
TITUSVILLE REHABILITATION AND NURSING CENTER	1				1
Kroger 767 - The Little Clinic Beaumont		1			1
MAGGY PHARMACY INC		1			1
SOUTH FLORIDA URGENT CARE CENTERS, LLC			1	100%	1
PRISMA HEALTH TUOMEY LABORATORY			1	100%	1
HUGH CHATHAM FAMILY MEDICINE INDEPENDENCE		1			1
CAROMONT HEALTH			1	100%	1
NORTH PALM CHIDRENS PHYSICIANS			1	100%	1
EASTGENE LABORATORIES		1			1
USF PHYSICIANS GROUP			1	100%	1
HAWAII DEPARTMENT OF HEALTH LAB			1	100%	1
WEST PALM BEACH PHARMACEUTICALS LLC			1	100%	1
ACCESS FAMILY CARE LLC			1	100%	1
THEDACARE FAMILY MEDICINE GATEWAY			1	100%	1
LAKEWOOD RANCH MEDICAL GROUP LLC			1	100%	1
CYPRESS VILLAGE REHAB CENTER		1			1
BOCA RATON PHYSICIANS PA			1	100%	1
ASHLEY PEDICATRICS DAY AND NIGHT CLINIC			1	100%	1
WALGREENS #11572		1			1
JERSEY IRISH MEDICAL (DBA AFC URGENT C			1	100%	1
JOHNSON MEDICAL SERVICES			1	100%	1
PARRISH MEDICAL GROUP			1	100%	1
CAMBRIDGE HEALTH ALLIANCE			1	100%	1
GIFFORD MEMORIAL HOSPITAL		1			1
WINCHESTER HOSPITAL			1	100%	1
CVS IN6536POCT KOKOMO		1			1
DIRECT PRIMARY CARE OF BURLESON			1	100%	1
NORTHEAST TEXAS DIALYSIS		1			1
DECATUR MORGAN HOSPITAL - DECATUR GENE		1			1
REEVES COUNTY HOSPITAL DISTRICT			1	100%	1
NANCY M WORTHINGTON MD PA			1	100%	1
MED TECH CLINICAL LABORATORY		1			1
CHATEAU TERREBONNE HEALTH CARE		1			1
Terrace Glen Village		1			1
LINK PHARMACY LLC		1			1
CVS CT2210POCT RIVERSIDE		1			1
ORCHARD PARK HEALTH CARE AND REHABILITATION CENTER		1			1
PHYSICIANS IMMEDIATE CARE			1	100%	1
PARK LANE NURSING HOME		1			1
SOUTHWOOD NURSING & RETIREMENT CENTER		1			1

# COVID-19: testing by laboratory

Data through Apr 10, 2021 verified as of Apr 11, 2021 at 09:25 AM

Data in this report are provisional and subject to change.

The numbers in the table below represent the number of Florida and non-Florida residents for whom test results were received by the Department of Health. A person can be tested by more than one laboratory and can have both positive and negative results. **Therefore, the sum of the numbers in each column will be larger than the total number of people tested.**

Reporting lab	Inconclusive	Negative	Positive	Percent positive	Total
BAY AREA HOSPITAL LAB & HST		1			1
RIDGE OPTUM FLORIDA			1	100%	1
WALGREENS #10854		1			1
SOUTHWOOD HEALTHCARE CENTER		1			1
UNIVERSITY OF BALTIMORE WASHINGTON MEDICAL CENTER			1	100%	1
CENTRAL TX URGENT CARE			1	100%	1
NORTH SHORE HEMATOLOGY-ONCOLOGY ASSOCIATES		1			1
NHC Sequatchie		1			1
FLORIDA STATE UNIVERSITY HEALTH SERVICES			1	100%	1
Canandaigua VAMC		1			1
Kroger 481 - The Little Clinic Houston Levee		1			1
STANLY REGIONAL MEDICAL CENTER			1	100%	1
NCH HEALTHCARE CREEKSIDE ENDOSCOPY			1	100%	1
WVU MEDICINE AT SUNCREST TOWNE CENTRE			1	100%	1
LEGACY SPECIALTY PHARMACY CORP			1	100%	1
CARLTON SHORES HEALTH AND REHABILITATION CENTER			1	100%	1
FAMILY PHYSICIANS OF WINTER PARK, INC			1	100%	1
NULL			1	100%	1
PINNACLE PAIN CENTER PS DBA LYNX HEALTHCARE		1			1
GREYSTONE HOME HEALTH OF GREATER ORLANDO LLC		1			1
SUSAN F. WILLIAMS M.D., P.A.			1	100%	1
ARNOLD PALMER HOSPITAL LAB POCT		1			1
BASCOM PALMER-MICRO LAB			1	100%	1
MOBILE INFIRMARY MEDICAL CENTER			1	100%	1
USA Healthcare LTC, LLC - Folsom Center for Rehabilitation & Healthca		1			1
TUNIS STREET GROUP HOME		1			1
Trucare Living Centers - Columbus		1			1
VA Boston HCS-West Roxbury Division			1	100%	1
INTEGRATED GENETICS SEQUENOM		1			1
CLUB HEALTH AND REHABILITATION CENTER, THE		1			1
HOLSTON MEDICAL GROUP		1			1
SEASONS HOSPICE AND PALLIATIVE CARE OF			1	100%	1
SHANDSCAIR FLIGHT PROGRAM			1	100%	1
ADVANTA LABS, LLC		1			1
Kroger 923 - The Little Clinic Centerville		1			1
BAXTER REGIONAL MEDICAL CENTER			1	100%	1
NEVADA RURAL HOUSING AUTHORITY			1	100%	1
Pontotoc Health and Rehab		1			1
ORANGETOWN PEDIATRICS ASSOCIATES		1			1
TMH PHYSICIAN PARTNERS			1	100%	1
TRADITIONAL MEDICINE CENTER			1	100%	1
SUMMIT COUNTY PUBLIC HEALTH DEPARTMENT			1	100%	1
PARK AVENUE DERMATOLOGY NORTH			1	100%	1
Kroger - KRO70600172		1			1
WATERVIEW HILLS REHABILITATION AND NUR		1			1
Metairie Healthcare Center			1	100%	1

# COVID-19: testing by laboratory

Data through Apr 10, 2021 verified as of Apr 11, 2021 at 09:25 AM

Data in this report are provisional and subject to change.

The numbers in the table below represent the number of Florida and non-Florida residents for whom test results were received by the Department of Health. A person can be tested by more than one laboratory and can have both positive and negative results. **Therefore, the sum of the numbers in each column will be larger than the total number of people tested.**

Reporting lab	Inconclusive	Negative	Positive	Percent positive	Total
CAREATC - WISCONSIN PIPE-FITTERS			1	100%	1
TWIN			1	100%	1
COMMUNITY MEDICAL CARE			1	100%	1
HOWELL BRANCH COURT			1	100%	1
BROOKDALE AVONDALE (BU 04360)			1	100%	1
SCRIPTS PLUS INC DBA THE MEDICINE SHOP		1			1
LINCOLN COUNTY MEDICAL CENTER		1			1
DEPARTMENT OF HEALTH SERVICES			1	100%	1
Arlington Health and Rehabilitation		1			1
BRIDGEWATER PARK ASSISTED LIVING LLC			1	100%	1
MEDPOST URGENT CARE - CIBOLO			1	100%	1
PRINCIPLE DIAGNOSTICS LLC			1	100%	1
CENTRAL ALABAMA HEALTH CARE SYSTEM			1	100%	1
THE GROVE HEALTH AND REHAB			1	100%	1
BEAUMONT URGENT CARE		1			1
LOUNDY		1			1
CVS NE5863POCT OMAHA		1			1
BAYSTATE REFERENCE LABORATORY			1	100%	1
CVS TN5694POCT SODDY DAISY		1			1
ESOTERIC LAB			1	100%	1
EMERGENCY CARE SERVICES LAB AT JFK MEDICAL CENTER			1	100%	1
THOMAS HOSPITAL			1	100%	1
ADVENTHEALTH MEDICAL GROUP OBSTETRICS			1	100%	1
ACCESS HEALTH CARE PHYSICIANS, LLC		1			1
LANCASHIRE HALL NURSING AND REHABILITATION CENTER		1			1
PELICAN STATE OUTPATIENT CENTER			1	100%	1
Sky View Rehabilitation and Health Care Center		1			1
GARDENS AT MAPLEWOOD			1	100%	1
WALGREENS_CHICAGO		1			1
EAST FL CORE LAB			1	100%	1
TMH CANCER CENTER LABORATORY			1	100%	1
LAKESIDE MEDICAL CENTER		1			1
Arbor Springs Health and Rehab		1			1
LEHIGH PULMONARY ASSOCIATES			1	100%	1
Holly Hill Healthcare Center			1	100%	1
Mountain View Manor			1	100%	1
Kroger 465 - The Little Clinic Oakley		1			1
AMERICAN MEDICAL RESPONSE - FARMER BRA		1			1
Eden Meadows		1			1
ST. MARY MEDICAL CENTER		1			1
SUREPOINT URGENT CARE PADRE ISLAND			1	100%	1
CARENOW URGENT CARE - ANTIOCH		1			1
Ohman Family Living at Holly Assisted Living		1			1
FAMILY MEDICAL CENTER		1			1
PATHLAB SERVICES			1	100%	1
PATHOLOGYT & LAB MEDICINE SERVICES			1	100%	1

# COVID-19: testing by laboratory

Data through Apr 10, 2021 verified as of Apr 11, 2021 at 09:25 AM

Data in this report are provisional and subject to change.

The numbers in the table below represent the number of Florida and non-Florida residents for whom test results were received by the Department of Health. A person can be tested by more than one laboratory and can have both positive and negative results. **Therefore, the sum of the numbers in each column will be larger than the total number of people tested.**

Reporting lab	Inconclusive	Negative	Positive	Percent positive	Total
Elderwood at Lancaster		1			1
CVS NV9586POCT RENO		1			1
LAKE MARY DIALYSIS			1	100%	1
CLINICAL TRIALS OF TAMPA LLC		1			1
NAVAL BRANCH HEALTH CLINIC			1	100%	1
GULFCOAST JEWISH FAMILY			1	100%	1
Kroger 909 - The Little Clinic Hamilton			1	100%	1
Kroger 57 - The Little Clinic Jay C Charlestown		1			1
Towne Manor West		1			1
NYU LANGONE AMBULATORY CARE LAKE SUCCE		1			1
COUNTY OF HAMILTON			1	100%	1
LUMICO LIFE INSURANCE COMPANY		1			1
PEACE HEALTH FAMILY MEDICINE AT 87TH AVE		1			1
BARRINGTON TERRACE NAPLES			1	100%	1
PM PEDIATRICS OF BAYSIDE, PLLC		1			1
Good Samaritan Society - Mountian Lake		1			1
LEHIGH REGIONAL WOUND CENTER			1	100%	1
DAUGHTERS OF SARAH NURSING CENTER		1			1
BAPTIST HEALTH ASI			1	100%	1
Longwood Community Living Center		1			1
CVS MA1875POCT ASHLAND			1	100%	1
Keller Landing Center		1			1
CARE STATION MEDICAL GROUP		1			1
ANSWERS RESOURCE FACILITY		1			1
FRESENIUS KIDNEY CARE OF CLERMONT WEST			1	100%	1
CHILTON MEDICAL CENTER		1			1
PANCARE HEALTH - NORTHSIDE ELEMENTARY			1	100%	1
Brookdale Southside			1	100%	1
WEST FLORIDA MEDICAL ASSOCIATES			1	100%	1
STATE OF ALASKA			1	100%	1
BOCA MEDICAL CARE			1	100%	1
HYDE PARK MEDICAL CENTER		1			1
			1	100%	1
NEW YORK PRESBYTERIAN HOSPITAL			1	100%	1
QUICKCARE HEALTH, INC			1	100%	1
POMPANO BEACH ARTIFICIAL KIDNEY CENTER			1	100%	1
BROOKDALE FORT MYERS LAKES PARK			1	100%	1
<b>Total</b>	<b>100,836</b>	<b>18,689,014</b>	<b>2,743,014</b>	<b>13%</b>	<b>21,532,864</b>