

COVID-19: summary of cases and monitoring

Data through Apr 11, 2021 verified as of Apr 12, 2021 at 09:25 AM

Data in this report are provisional and subject to change.

Cases: people with positive PCR or antigen test result		Cases: people with positive PCR or antigen test result	
Total cases		Risk factors for Florida residents	
Florida residents	2,125,846	Traveled	16,716
Non-Florida residents	2,085,745	Contact with a known case	824,397
	40,101	Traveled and contact with a known case	22,888
Type of testing		Neither	1,221,744
Florida residents	2,085,745	No travel and no contact	248,765
Positive by BPHL/CDC	75,804	Travel is unknown	695,732
Positive by commercial/hospital lab	2,009,941	Contact is unknown	462,151
PCR positive	1,674,935	Contact is pending	443,489
Antigen positive	410,810		
Non-Florida residents	40,101	Travel can be unknown and contact can be unknown or pending for the same case, these numbers will sum to more than the "neither" total.	
Positive by BPHL/CDC	938		
Positive by commercial/hospital lab	39,163		
PCR positive	27,282		
Antigen positive	12,819		
Characteristics			
Florida residents hospitalized	87,024		
Florida resident deaths	34,056		
Non-Florida resident deaths	664		
Hospitalized counts include anyone who was hospitalized at some point during their illness. It does not reflect the number of people currently hospitalized.			
More information on deaths identified through death certificate data is available on the National Center for Health Statistics website at www.cdc.gov/nchs/nvss/vsrr/COVID19/index.htm .			

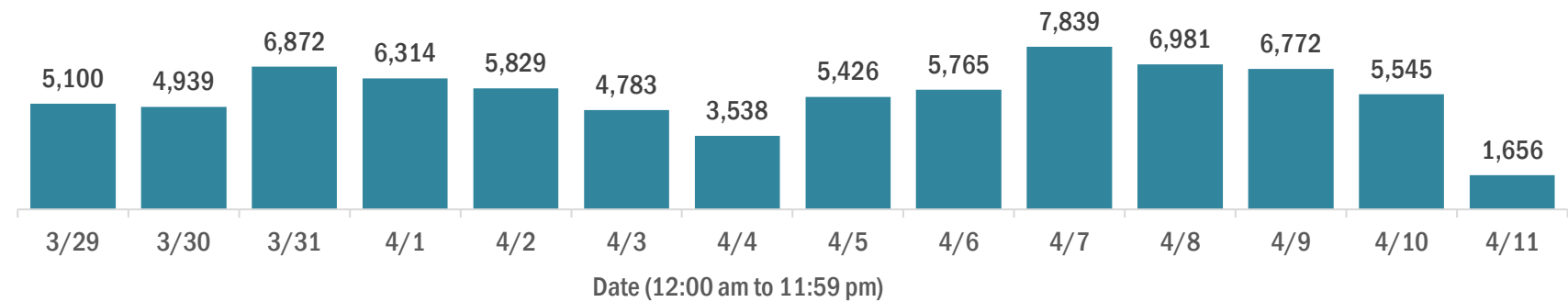
COVID-19: summary of laboratory testing

Data through Apr 11, 2021 verified as of Apr 12, 2021 at 09:25 AM

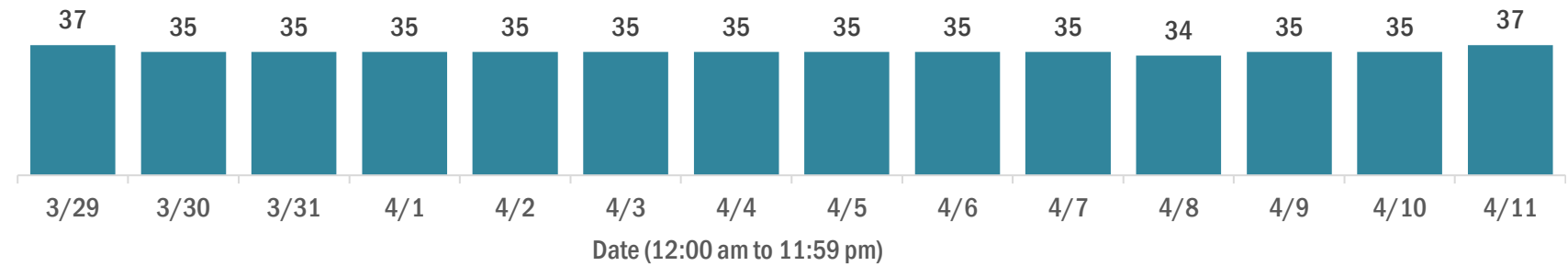
Data in this report are provisional and subject to change.

Cases in Florida residents per day for the past 2 weeks

Number of cases per day



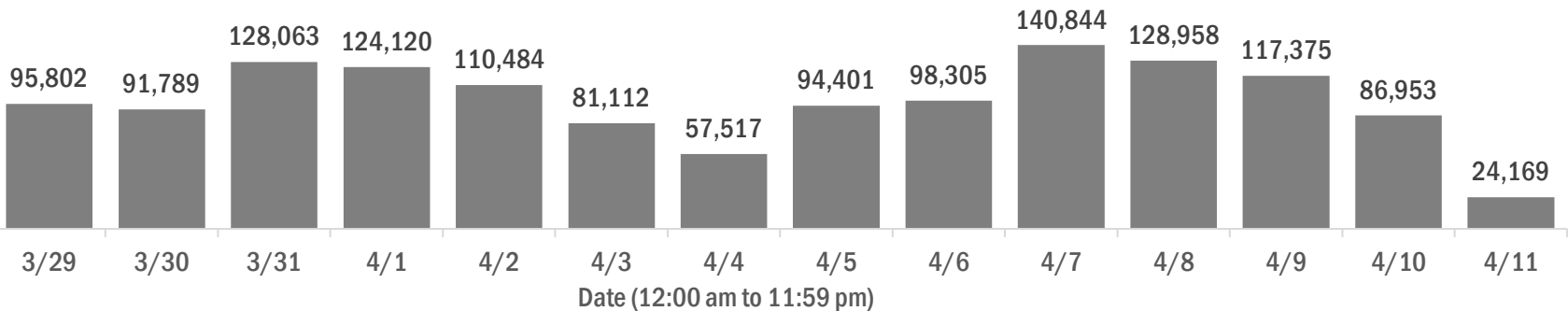
Median age of cases by day



Laboratory testing for Florida residents over the past 2 weeks

Number of Florida residents tested per day

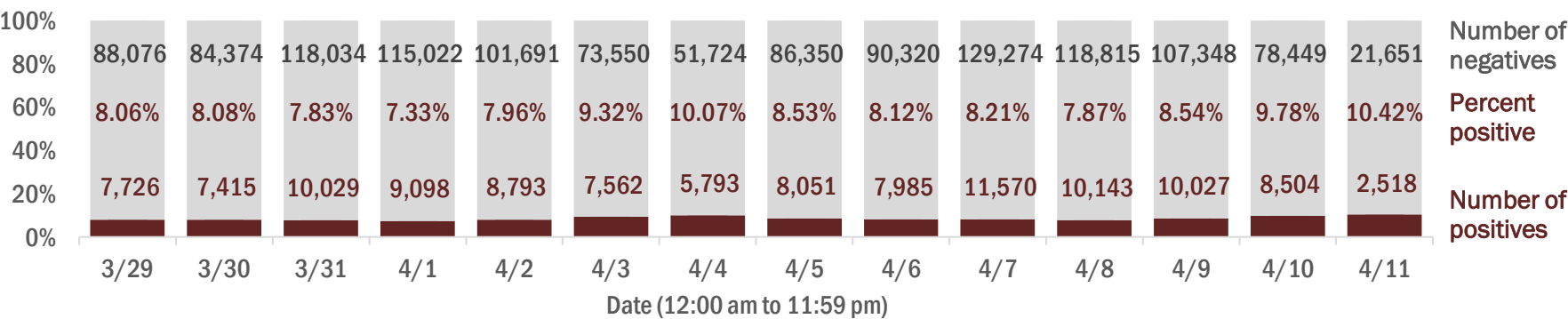
These counts include the number of people for whom the Department received PCR or antigen laboratory results by day. People tested on multiple days will be included for each day a new result was received. A person is only counted once for each day they are tested, regardless of whether multiple specimens are tested or multiple results are received.



Number and percent of Florida residents with positive test results

The percent of positive results ranged from 7.33% to 10.42% over the past 2 weeks and was 10.42% yesterday.

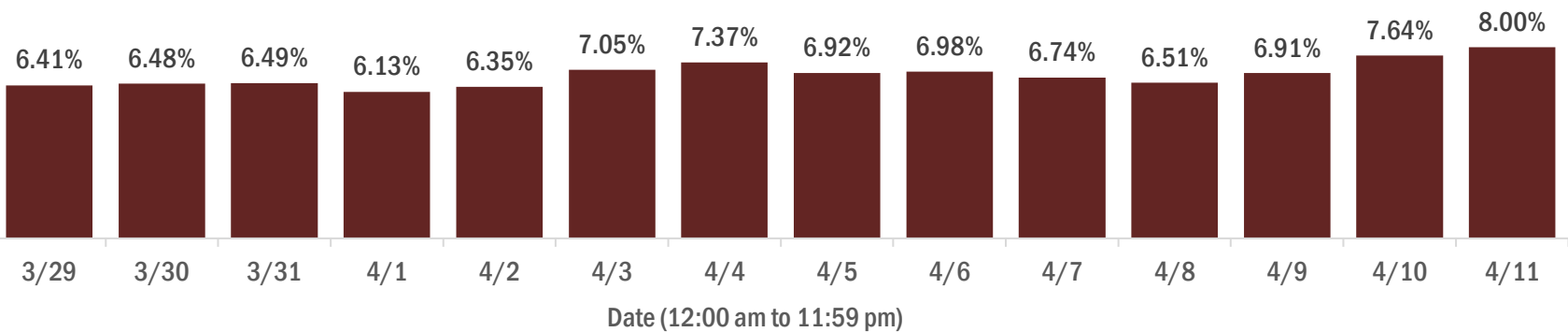
These counts include the number of people for whom the Department received PCR or antigen laboratory results by day. People tested on multiple days will be included for each day a new result was received. A person is only counted once for each day they are tested, regardless of whether multiple specimens are tested or multiple results are received. If a person has a positive specimen and a negative specimen in the same day, only the positive result is counted.



Percent positivity for new cases in Florida residents

The percent of positive results ranged from 6.13% to 8.00% over the past 2 weeks and was 8.00% yesterday.

This percent is the number of people who test PCR- or antigen-positive for the first time divided by all the people tested that day, excluding people who have previously tested positive.



COVID-19: characteristics of 2,085,745 Florida resident cases

Data through Apr 11, 2021 verified as of Apr 12, 2021 at 09:25 AM

Data in this report are provisional and subject to change.

Age group	Cases		Hospitalizations		Deaths	
0-4 years	42,983	2%	581	1%	1	0%
5-14 years	133,992	6%	571	1%	5	0%
15-24 years	323,894	16%	2,178	3%	45	0%
25-34 years	364,466	17%	4,245	5%	188	1%
35-44 years	324,258	16%	6,375	7%	528	2%
45-54 years	317,452	15%	9,864	11%	1,319	4%
55-64 years	273,790	13%	14,867	17%	3,710	11%
65-74 years	167,766	8%	18,147	21%	7,222	21%
75-84 years	92,505	4%	18,102	21%	10,351	30%
85+ years	43,310	2%	12,086	14%	10,687	31%
Unknown	1,329	0%	8	0%	0	0%
Total	2,085,745		87,024		34,056	

Gender	Cases	
Female	1,090,101	52%
Male	978,947	47%
Unknown	16,697	1%
Total	2,085,745	

Ethnicity	Cases		Hospitalizations		Deaths	
Hispanic	672,447	32%	22,148	25%	7,963	23%
Non-Hispanic	1,014,178	49%	60,817	70%	23,878	70%
Unknown	399,120	19%	4,059	5%	2,215	7%
Total	2,085,745		87,024		34,056	

Race and ethnicity	Cases		Hospitalizations		Deaths	
White	1,183,850	57%	57,073	66%	24,991	73%
Hispanic	448,784	22%	15,864	18%	6,386	19%
Non-Hispanic	648,428	31%	39,527	45%	17,488	51%
Unknown	86,638	4%	1,682	2%	1,117	3%
Black	274,494	13%	18,060	21%	5,438	16%
Hispanic	16,278	1%	768	1%	225	1%
Non-Hispanic	236,539	11%	16,927	19%	5,031	15%
Unknown	21,677	1%	365	0%	182	1%
Other race	320,225	15%	9,559	11%	2,658	8%
Hispanic	160,760	8%	5,030	6%	1,180	3%
Non-Hispanic	109,746	5%	4,092	5%	1,252	4%
Unknown	49,719	2%	437	1%	226	1%
Unknown race	307,176	15%	2,332	3%	969	3%
Hispanic	46,625	2%	486	1%	172	1%
Non-Hispanic	19,465	1%	271	0%	107	0%
Unknown	241,086	12%	1,575	2%	690	2%
Total	2,085,745		87,024		34,056	

Hospitalization counts include anyone who was hospitalized at some point during their illness. It does not reflect the number of people currently hospitalized. **Other race** includes any person with a race of American Indian/Alaskan native, Asian, native Hawaiian/Pacific Islander, or other.

COVID-19: deaths in Florida residents and staff of long-term care facilities

Data through Apr 11, 2021 verified as of Apr 12, 2021 at 09:25 AM

Data in this report are provisional and subject to change.

For current cases in residents or staff of long-term care facilities, please visit: <https://floridahealthcovid19.gov/>

County	Deaths		County	Deaths		County	Deaths	
Palm Beach	1062	<div></div> 10%	Okaloosa	163	<div></div> 1%	Madison	20	<div></div> 0%
Dade	1007	<div></div> 9%	Hernando	158	<div></div> 1%	Calhoun	18	<div></div> 0%
Pinellas	890	<div></div> 8%	Osceola	142	<div></div> 1%	Flagler	17	<div></div> 0%
Broward	667	<div></div> 6%	Charlotte	134	<div></div> 1%	Gulf	17	<div></div> 0%
Hillsborough	572	<div></div> 5%	Clay	120	<div></div> 1%	Wakulla	16	<div></div> 0%
Duval	436	<div></div> 4%	Indian River	118	<div></div> 1%	Bradford	14	<div></div> 0%
Polk	428	<div></div> 4%	Leon	99	<div></div> 1%	Holmes	13	<div></div> 0%
Orange	401	<div></div> 4%	Bay	89	<div></div> 1%	Washington	13	<div></div> 0%
Brevard	399	<div></div> 4%	Jackson	88	<div></div> 1%	Baker	12	<div></div> 0%
Sarasota	395	<div></div> 4%	St. Johns	86	<div></div> 1%	Jefferson	12	<div></div> 0%
Lee	342	<div></div> 3%	Highlands	85	<div></div> 1%	Franklin	9	<div></div> 0%
Marion	329	<div></div> 3%	Santa Rosa	81	<div></div> 1%	Gadsden	9	<div></div> 0%
Volusia	292	<div></div> 3%	Alachua	77	<div></div> 1%	Lafayette	8	<div></div> 0%
Escambia	279	<div></div> 3%	Suwannee	61	<div></div> 1%	Levy	7	<div></div> 0%
St. Lucie	243	<div></div> 2%	Columbia	51	<div></div> 0%	Desoto	6	<div></div> 0%
Seminole	231	<div></div> 2%	Sumter	44	<div></div> 0%	Dixie	5	<div></div> 0%
Lake	228	<div></div> 2%	Putnam	39	<div></div> 0%	Monroe	5	<div></div> 0%
Pasco	222	<div></div> 2%	Nassau	34	<div></div> 0%	Taylor	3	<div></div> 0%
Manatee	193	<div></div> 2%	Hendry	29	<div></div> 0%	Hardee	2	<div></div> 0%
Collier	191	<div></div> 2%	Walton	29	<div></div> 0%	Hamilton	1	<div></div> 0%
Citrus	177	<div></div> 2%	Okeechobee	24	<div></div> 0%	Liberty	1	<div></div> 0%
Martin	171	<div></div> 2%	Gilchrist	21	<div></div> 0%	Total	11,135	

Note: cases are summarized by the county of usual residence. Residents and staff may be cases associated with facilities that are not in their county of usual residence, resulting in cases being included below for counties that do not have facilities with known cases.

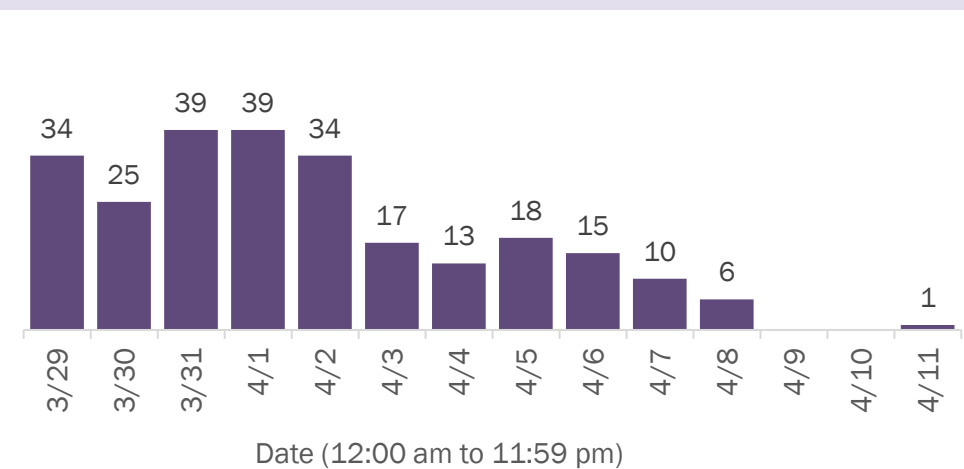
COVID-19: cases in Florida residents who have died

Data through Apr 11, 2021 verified as of Apr 12, 2021 at 09:25 AM

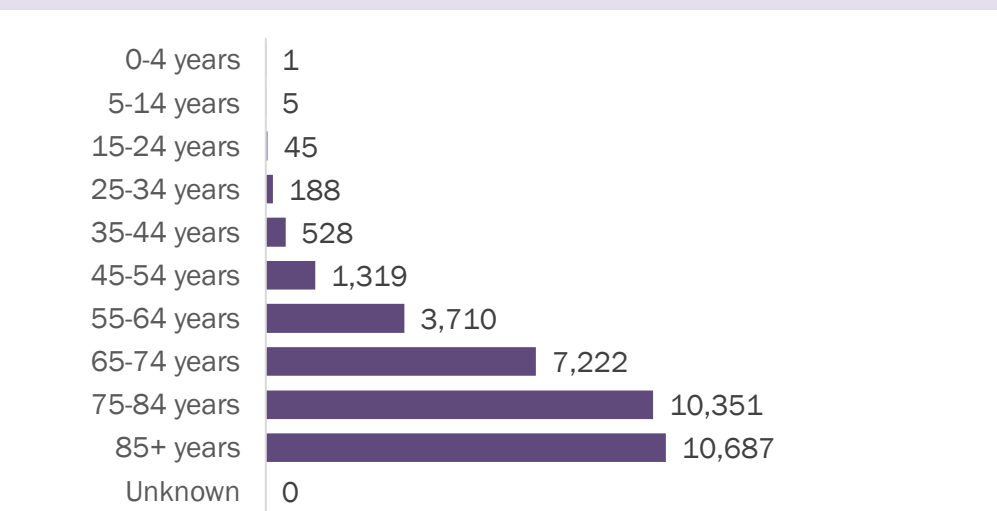
Data in this report are provisional and subject to change.

Demographics for all identified COVID-19 deaths: 34,056

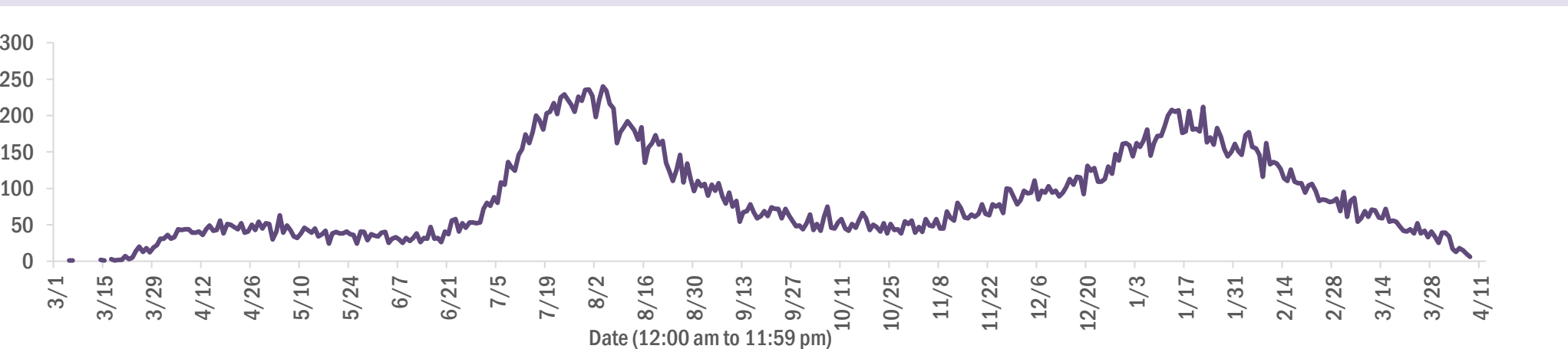
Deaths by date of death for the past 2 weeks



Deaths by age group



Deaths by date of death since March 2020



Age group	Deaths	Cases	Case fatality rate	Mortality rate per 100,000 population
0-4 years	1	42,983	0.0%	0.1
5-14 years	5	133,992	0.0%	0.2
15-24 years	45	323,894	0.0%	1.8
25-34 years	188	364,466	0.1%	6.6
35-44 years	528	324,258	0.2%	20.2
45-54 years	1,319	317,452	0.4%	47.3
55-64 years	3,710	273,790	1.4%	128.3
65-74 years	7,222	167,766	4.3%	297.6
75-84 years	10,351	92,505	11.2%	737.1
85+ years	10,687	43,310	24.7%	1850.5
Unknown	0	1,329	0.0%	
Total	34,056	2,085,745	1.6%	157.7

Race	Deaths	Cases	Case fatality rate	Mortality rate per 100,000 population
White	24,991	1,183,850	2.1%	149.7
Black	5,438	274,494	2.0%	148.7
Other	2,658	320,225	0.8%	213.6
Unknown	969	307,176	0.3%	
Total	34,056	2,085,745	1.6%	157.7

Gender	Deaths	Cases	Case fatality rate	Mortality rate per 100,000 population
Male	19,103	978,947	2.0%	180.9
Female	14,953	1,090,101	1.4%	135.4
Unknown	0	16,697	0.0%	
Total	34,056	2,085,745	1.6%	157.7

Ethnicity	Deaths	Cases	Case fatality rate	Mortality rate per 100,000 population
Hispanic	7,963	672,447	1.2%	140.2
Non-Hispanic	23,878	1,014,178	2.4%	150.0
Unknown	2,215	399,120	0.6%	
Total	34,056	2,085,745	1.6%	157.7

COVID-19: characteristics of 2,085,745 cases

Data through Apr 11, 2021 verified as of Apr 12, 2021 at 09:25 AM

Data in this report are provisional and subject to change.

Tables below include cases in Florida residents and non-Florida residents.

All 67 Florida counties have cases:

County	FL resident cases		Non-FL resident cases	Total cases	FL resident deaths	FL death rate
Dade	455,119	<div></div> 22%	5,922	461,041	5,980	1.3%
Broward	220,687	<div></div> 11%	2,669	223,356	2,721	1.2%
Palm Beach	133,745	<div></div> 6%	2,461	136,206	2,700	2.0%
Orange	126,739	<div></div> 6%	1,961	128,700	1,214	1.0%
Hillsborough	125,633	<div></div> 6%	1,088	126,721	1,637	1.3%
Duval	92,638	<div></div> 4%	1,545	94,183	1,338	1.4%
Pinellas	73,264	<div></div> 4%	1,844	75,108	1,565	2.1%
Lee	62,706	<div></div> 3%	2,216	64,922	933	1.5%
Polk	62,859	<div></div> 3%	460	63,319	1,273	2.0%
Osceola	40,469	<div></div> 2%	722	41,191	489	1.2%
Volusia	39,379	<div></div> 2%	715	40,094	740	1.9%
Brevard	37,858	<div></div> 2%	689	38,547	831	2.2%
Pasco	37,642	<div></div> 2%	333	37,975	703	1.9%
Manatee	35,206	<div></div> 2%	832	36,038	645	1.8%
Escambia	31,552	<div></div> 2%	3,650	35,202	672	2.1%
Collier	32,371	<div></div> 2%	1,283	33,654	506	1.6%
Seminole	31,104	<div></div> 1%	238	31,342	473	1.5%
Leon	29,780	<div></div> 1%	901	30,681	307	1.0%
Sarasota	29,131	<div></div> 1%	1,506	30,637	800	2.7%
Marion	29,467	<div></div> 1%	151	29,618	938	3.2%
Lake	27,176	<div></div> 1%	478	27,654	616	2.3%
St. Lucie	24,552	<div></div> 1%	179	24,731	604	2.5%
Alachua	23,599	<div></div> 1%	288	23,887	262	1.1%
St. Johns	21,352	<div></div> 1%	300	21,652	203	1.0%
Okaloosa	19,750	<div></div> 1%	211	19,961	357	1.8%
Bay	18,840	<div></div> 1%	769	19,609	377	2.0%
Santa Rosa	17,672	<div></div> 1%	234	17,906	279	1.6%
Clay	17,627	<div></div> 1%	49	17,676	331	1.9%
Hernando	12,758	<div></div> 1%	96	12,854	447	3.5%
Charlotte	11,880	<div></div> 1%	205	12,085	399	3.4%
Indian River	11,911	<div></div> 1%	105	12,016	287	2.4%
Martin	11,493	<div></div> 1%	221	11,714	310	2.7%
Citrus	10,448	<div></div> 1%	92	10,540	433	4.1%
Sumter	8,887	<div></div> 0%	103	8,990	264	3.0%
Nassau	7,606	<div></div> 0%	437	8,043	121	1.6%

County	FL resident cases		Non-FL resident cases	Total cases	FL resident deaths	FL death rate
Columbia	7,912	<div></div> 0%	38	7,950	164	2.1%
Highlands	7,836	<div></div> 0%	90	7,926	329	4.2%
Walton	6,691	<div></div> 0%	833	7,524	85	1.3%
Flagler	6,805	<div></div> 0%	96	6,901	104	1.5%
Monroe	6,262	<div></div> 0%	380	6,642	50	0.8%
Putnam	6,130	<div></div> 0%	21	6,151	136	2.2%
Jackson	6,028	<div></div> 0%	65	6,093	156	2.6%
Gadsden	5,548	<div></div> 0%	16	5,564	92	1.7%
Suwannee	5,228	<div></div> 0%	28	5,256	137	2.6%
Hendry	4,526	<div></div> 0%	17	4,543	77	1.7%
Desoto	4,143	<div></div> 0%	26	4,169	87	2.1%
Okeechobee	3,794	<div></div> 0%	52	3,846	87	2.3%
Unknown	330	<div></div> 0%	3,225	3,555	0	0.0%
Baker	3,384	<div></div> 0%	15	3,399	60	1.8%
Wakulla	3,278	<div></div> 0%	12	3,290	55	1.7%
Levy	3,199	<div></div> 0%	8	3,207	46	1.4%
Hardee	2,955	<div></div> 0%	15	2,970	42	1.4%
Bradford	2,929	<div></div> 0%	13	2,942	55	1.9%
Taylor	2,695	<div></div> 0%	5	2,700	45	1.7%
Washington	2,673	<div></div> 0%	21	2,694	50	1.9%
Holmes	2,187	<div></div> 0%	33	2,220	51	2.3%
Madison	2,011	<div></div> 0%	26	2,037	44	2.2%
Gulf	1,902	<div></div> 0%	23	1,925	42	2.2%
Union	1,782	<div></div> 0%	1	1,783	71	4.0%
Calhoun	1,663	<div></div> 0%	3	1,666	43	2.6%
Lafayette	1,607	<div></div> 0%	0	1,607	26	1.6%
Hamilton	1,581	<div></div> 0%	19	1,600	24	1.5%
Dixie	1,563	<div></div> 0%	3	1,566	23	1.5%
Gilchrist	1,534	<div></div> 0%	4	1,538	40	2.6%
Jefferson	1,414	<div></div> 0%	22	1,436	27	1.9%
Franklin	1,269	<div></div> 0%	33	1,302	18	1.4%
Liberty	1,059	<div></div> 0%	1	1,060	16	1.5%
Glades	927	<div></div> 0%	4	931	19	2.0%
Total	2,085,745		40,101	2,125,846	34,056	1.6%

COVID-19: characteristics of 2,085,745 Florida resident cases

Data through Apr 11, 2021 verified as of Apr 12, 2021 at 09:25 AM

Data in this report are provisional and subject to change.

The table below includes the cities and counties of residence for cases in Florida residents based on the patient's ZIP Code. Note that city is not always received as part of the initial notification and may be missing while the case is being investigated.

City and county	Cases
Miami, Dade	263,890
Orlando, Orange	93,713
Jacksonville, Duval	87,067
Tampa, Hillsborough	73,159
Hialeah, Dade	63,825
Fort Lauderdale, Broward	46,932
Hollywood, Broward	41,891
West Palm Beach, Palm Beach	32,486
Kissimmee, Osceola	31,153
Tallahassee, Leon	28,751
Homestead, Dade	27,814
Naples, Collier	27,365
Saint Petersburg, Pinellas	26,807
Pensacola, Escambia	26,270
Fort Myers, Lee	24,301
Bradenton, Manatee	22,968
Boca Raton, Palm Beach	22,949
Lakeland, Polk	21,813
Ocala, Marion	21,664
Pompano Beach, Broward	20,955
Gainesville, Alachua	18,792
Sarasota, Sarasota	18,021
Port Saint Lucie, St. Lucie	16,347
Lake Worth, Palm Beach	16,131
Cape Coral, Lee	15,947
Miami Beach, Dade	14,891
Clearwater, Pinellas	14,372
Miramar, Broward	14,366
Boynton Beach, Palm Beach	12,983
Coral Springs, Broward	12,974
Doral, Dade	12,813
Miami Gardens, Dade	12,163
Panama City, Bay	11,970
Saint Augustine, St. Johns	11,445
Melbourne, Brevard	10,838
Winter Haven, Polk	10,549
Lehigh Acres, Lee	10,193
Delray Beach, Palm Beach	10,037
Davie, Broward	9,839
Riverview, Hillsborough	9,651
Vero Beach, Indian River	9,172
Palm Bay, Brevard	8,816
New Port Richey, Pasco	8,707
Sunrise, Broward	8,665
Milton, Santa Rosa	8,531
Saint Cloud, Osceola	8,076
Fort Pierce, St. Lucie	8,037
Coral Gables, Dade	8,027
Largo, Pinellas	7,961
Daytona Beach, Volusia	7,946
Apopka, Orange	7,814
Plantation, Broward	7,732
Spring Hill, Hernando	7,615
North Miami Beach, Dade	7,521
Davenport, Polk	7,335
Clermont, Lake	7,312
Brandon, Hillsborough	7,247
Lake City, Columbia	7,197
Orange Park, Clay	7,171

COVID-19: characteristics of 2,085,745 Florida resident cases

Data through Apr 11, 2021 verified as of Apr 12, 2021 at 09:25 AM

Data in this report are provisional and subject to change.

The table below includes the cities and counties of residence for cases in Florida residents based on the patient's ZIP Code. Note that city is not always received as part of the initial notification and may be missing while the case is being investigated.

City and county	Cases
Sanford, Seminole	6,972
Weston, Broward	6,947
Jupiter, Palm Beach	6,881
Deltona, Volusia	6,826
Plant City, Hillsborough	6,730
Deerfield Beach, Broward	6,452
Winter Garden, Orange	6,246
Tamarac, Broward	5,910
Port Charlotte, Charlotte	5,802
Palm Coast, Flagler	5,725
Wesley Chapel, Pasco	5,556
Coconut Creek, Broward	5,543
Fort Walton Beach, Okaloosa	5,463
Stuart, Martin	5,424
Margate, Broward	5,407
Palm Beach Gardens, Palm Beach	5,357
Crestview, Okaloosa	5,262
Land O Lakes, Pasco	5,257
Deland, Volusia	5,206
Winter Park, Orange	5,181
Palm Harbor, Pinellas	5,143
Wellington, Palm Beach	5,098
Oviedo, Seminole	5,077
Palmetto, Manatee	5,036
Altamonte Springs, Seminole	4,721
Lutz, Hillsborough	4,702
Port Orange, Volusia	4,648
Opa Locka, Dade	4,599
Miami Lakes, Dade	4,579
Valrico, Hillsborough	4,457
Haines City, Polk	4,444
North Port, Sarasota	4,439
Brooksville, Hernando	4,422
Middleburg, Clay	4,360
Hallandale, Broward	4,341
Venice, Sarasota	4,331
Pembroke Pines, Broward	4,297
Punta Gorda, Charlotte	4,280
Sebring, Highlands	4,226
Ocoee, Orange	4,187
Leesburg, Lake	4,181
The Villages, Sumter	4,180
Live Oak, Suwannee	4,057
Arcadia, Desoto	4,032
Saint Johns, St. Johns	4,019
Seminole, Pinellas	4,008
Ormond Beach, Volusia	3,987
Zephyrhills, Pasco	3,982
Bonita Springs, Lee	3,945
Pinellas Park, Pinellas	3,789
Okeechobee, Okeechobee	3,781
Navarre, Santa Rosa	3,690
Windermere, Orange	3,668
North Lauderdale, Broward	3,639
Longwood, Seminole	3,638
North Miami, Dade	3,618
Ruskin, Hillsborough	3,567
Immokalee, Collier	3,562
Cocoa, Brevard	3,520

COVID-19: characteristics of 2,085,745 Florida resident cases

Data through Apr 11, 2021 verified as of Apr 12, 2021 at 09:25 AM

Data in this report are provisional and subject to change.

The table below includes the cities and counties of residence for cases in Florida residents based on the patient's ZIP Code. Note that city is not always received as part of the initial notification and may be missing while the case is being investigated.

City and county	Cases
Gulf Breeze, Santa Rosa	3,326
Niceville, Okaloosa	3,292
Casselberry, Seminole	3,221
Cantonment, Escambia	3,162
Lake Worth Beach, Palm Beach	3,156
Key West, Monroe	3,107
Port Richey, Pasco	3,093
Titusville, Brevard	3,092
Panama City Beach, Bay	3,079
Jacksonville Beach, Duval	3,059
Hudson, Pasco	3,058
Dade City, Pasco	3,004
Quincy, Gadsden	2,961
Oakland Park, Broward	2,958
North Fort Myers, Lee	2,942
Crawfordville, Wakulla	2,941
Winter Springs, Seminole	2,936
Bartow, Polk	2,912
Aventura, Dade	2,886
Lake Mary, Seminole	2,877
Palatka, Putnam	2,837
New Smyrna Beach, Volusia	2,822
Kissimmee, Polk	2,787
Auburndale, Polk	2,770
Cutler Ridge, Dade	2,757
Fernandina Beach, Nassau	2,751
Green Cove Springs, Clay	2,750
Merritt Island, Brevard	2,721
Lake Wales, Polk	2,702
Ponte Vedra Beach, St. Johns	2,675
Tarpon Springs, Pinellas	2,658
Parkland, Broward	2,573
Perry, Taylor	2,527
Inverness, Citrus	2,502
Belle Glade, Palm Beach	2,487
Lynn Haven, Bay	2,483
Eustis, Lake	2,433
Loxahatchee, Palm Beach	2,416
Wimauma, Hillsborough	2,412
Marianna, Jackson	2,407
Cooper City, Broward	2,402
Royal Palm Beach, Palm Beach	2,379
Dunedin, Pinellas	2,376
Clewiston, Hendry	2,358
Estero, Lee	2,357
Santa Rosa Beach, Walton	2,348
Holiday, Pasco	2,338
Fleming Island, Clay	2,326
Key Biscayne, Dade	2,227
Sarasota, Manatee	2,219
Parrish, Manatee	2,177
Rockledge, Brevard	2,159
Odessa, Hillsborough	2,135
Defuniak Springs, Walton	2,107
Riviera Beach, Palm Beach	2,087
Chipley, Washington	2,077
Palm City, Martin	2,069
Mount Dora, Lake	2,053
Destin, Okaloosa	2,028

COVID-19: characteristics of 2,085,745 Florida resident cases

Data through Apr 11, 2021 verified as of Apr 12, 2021 at 09:25 AM

Data in this report are provisional and subject to change.

The table below includes the cities and counties of residence for cases in Florida residents based on the patient's ZIP Code. Note that city is not always received as part of the initial notification and may be missing while the case is being investigated.

City and county	Cases
Labelle, Hendry	2,022
Seffner, Hillsborough	2,015
Mulberry, Polk	1,996
Avon Park, Highlands	1,989
Starke, Bradford	1,983
Tavares, Lake	1,942
Groveland, Lake	1,875
Lithia, Hillsborough	1,856
Pinecrest, Dade	1,853
Summerfield, Marion	1,852
Maitland, Orange	1,819
Yulee, Nassau	1,811
Orange City, Volusia	1,802
Wauchula, Hardee	1,740
Sebastian, Indian River	1,697
Palmetto Bay, Dade	1,694
Macclenny, Baker	1,657
Lady Lake, Lake	1,639
Callahan, Nassau	1,619
Dania, Broward	1,618
Homosassa, Citrus	1,603
Ponte Vedra, St. Johns	1,603
Carol City, Dade	1,592
Mayo, Lafayette	1,578
Crystal River, Citrus	1,571
Coconut Grove, Dade	1,563
Bonifay, Holmes	1,562
Missing, Dade	1,555
Edgewater, Volusia	1,506
Oldsmar, Pinellas	1,499
Crossings, Dade	1,491
Gibsonton, Hillsborough	1,487
Lake Placid, Highlands	1,486
Hobe Sound, Martin	1,467
Apollo Beach, Hillsborough	1,448
Florida City, Dade	1,447
Pace, Santa Rosa	1,443
Dover, Hillsborough	1,435
Sun City Center, Hillsborough	1,409
Debary, Volusia	1,399
Lake Butler, Union	1,381
Atlantic Beach, Duval	1,372
Palm Springs, Palm Beach	1,370
Dunnellon, Marion	1,361
Madison, Madison	1,333
Biscayne Park, Dade	1,318
Bellevue, Marion	1,300
Monticello, Jefferson	1,294
North Palm Beach, Palm Beach	1,285
Alachua, Alachua	1,281
Lantana, Palm Beach	1,259
Indiantown, Martin	1,256
Graceville, Jackson	1,234
South Miami, Dade	1,208
Safety Harbor, Pinellas	1,205
Century, Escambia	1,173
Williston, Levy	1,169
Newberry, Alachua	1,153
Jensen Beach, Martin	1,149

COVID-19: characteristics of 2,085,745 Florida resident cases

Data through Apr 11, 2021 verified as of Apr 12, 2021 at 09:25 AM

Data in this report are provisional and subject to change.

The table below includes the cities and counties of residence for cases in Florida residents based on the patient's ZIP Code. Note that city is not always received as part of the initial notification and may be missing while the case is being investigated.

City and county	Cases
Lecanto, Citrus	1,148
Ellenton, Manatee	1,140
Satellite Beach, Brevard	1,121
Lauderhill, Broward	1,117
El Portal, Dade	1,101
Beverly Hills, Citrus	1,100
Havana, Gadsden	1,100
Hilliard, Nassau	1,073
Freeport, Walton	1,071
Englewood, Charlotte	1,064
Trenton, Gilchrist	1,051
Wilton Manors, Broward	1,047
Blountstown, Calhoun	1,043
Wildwood, Sumter	1,042
Jasper, Hamilton	1,027
Nokomis, Sarasota	1,014
Key Largo, Monroe	1,000
Bushnell, Sumter	977
Wewahitchka, Gulf	974
Hernando, Citrus	974
Frostproof, Polk	971
Keystone Heights, Clay	967
Sanderson, Baker	953
Lauderdale Lakes, Broward	946
Medley, Dade	941
Mary Esther, Okaloosa	937
Polk City, Polk	933
Fellsmere, Indian River	929
Dunnellon, Citrus	928
Fisher Island, Dade	912
Everglades National Park, Dade	906
Shalimar, Okaloosa	899
Port Saint Joe, Gulf	897
Moore Haven, Glades	868
Marco Island, Collier	854
Coleman, Sumter	850
Cocoa Beach, Brevard	839
Minneola, Lake	826
Pahokee, Palm Beach	822
South Bay, Palm Beach	820
Chiefland, Levy	819
Bristol, Liberty	818
Cross City, Dixie	817
High Springs, Alachua	811
Trinity, Pasco	807
Sorrento, Lake	800
Fort Meade, Polk	800
Spring Hill, Pasco	796
Thonotosassa, Hillsborough	783
Fruitland Park, Lake	779
Englewood, Sarasota	778
Indialantic, Brevard	772
Glen Saint Mary, Baker	769
Marathon, Monroe	759
Southwest Ranches, Broward	742
Crescent City, Putnam	734
Chattahoochee, Gadsden	727
Miramar Beach, Walton	727
Umatilla, Lake	719

COVID-19: characteristics of 2,085,745 Florida resident cases

Data through Apr 11, 2021 verified as of Apr 12, 2021 at 09:25 AM

Data in this report are provisional and subject to change.

The table below includes the cities and counties of residence for cases in Florida residents based on the patient's ZIP Code. Note that city is not always received as part of the initial notification and may be missing while the case is being investigated.

City and county	Cases
Interlachen, Putnam	713
Olympia Heights, Dade	704
Fort Myers Beach, Lee	704
Uleta, Dade	701
Old Town, Dixie	687
West Melbourne, Brevard	686
Lake Alfred, Polk	686
Jacksonville, St. Johns	679
Coral, Dade	679
Bowling Green, Hardee	679
Lawtey, Bradford	671
Fort White, Columbia	652
Weeki Wachee, Hernando	650
Neptune Beach, Duval	648
Silver Springs, Marion	642
South Daytona, Volusia	639
Palm Beach, Palm Beach	614
Baker, Okaloosa	604
Belle Isle, Orange	602
Surfside, Dade	601
Clearwater Beach, Pinellas	592
Bronson, Levy	592
Gulfport, Pinellas	586
Bunnell, Flagler	582
Sneads, Jackson	555
Rotunda West, Charlotte	548
Jay, Santa Rosa	548
Mascotte, Lake	536
Carrabelle, Franklin	525
Hawthorne, Alachua	518
Oxford, Sumter	514
Oakland, Orange	508
Cape Canaveral, Brevard	502
Myakka City, Manatee	501
Mims, Brevard	500
Cottdale, Jackson	495
Sweetwater, Dade	494
Tavernier, Monroe	492
Molino, Escambia	488
Citra, Marion	485
Ocklawaha, Marion	483
Melbourne Beach, Brevard	483
Dundee, Polk	481
Florida State University, Leon	481
Zolfo Springs, Hardee	479
Indian Harbour Beach, Brevard	478
Alva, Lee	475
Midway, Gadsden	469
Flagler Beach, Flagler	468
Youngstown, Bay	466
Bal Harbour, Dade	466
Celebration, Osceola	464
East Palatka, Putnam	464
Bell, Gilchrist	442
Altha, Calhoun	442
Missing, Volusia	441
Webster, Sumter	436
Branford, Suwannee	432
Apalachicola, Franklin	419

COVID-19: characteristics of 2,085,745 Florida resident cases

Data through Apr 11, 2021 verified as of Apr 12, 2021 at 09:25 AM

Data in this report are provisional and subject to change.

The table below includes the cities and counties of residence for cases in Florida residents based on the patient's ZIP Code. Note that city is not always received as part of the initial notification and may be missing while the case is being investigated.

City and county	Cases
De Leon Springs, Volusia	405
Haverhill, Palm Beach	403
Archer, Alachua	399
Centerville, Leon	395
Eagle Lake, Polk	392
West Miami, Dade	389
Osprey, Sarasota	386
Floral City, Citrus	379
Tequesta, Palm Beach	378
Hastings, St. Johns	376
Missing, Orange	372
Holly Hill, Volusia	369
Raiford, Union	368
Chuluota, Seminole	367
Grand Ridge, Jackson	364
Ave Maria, Collier	360
Lake Park, Palm Beach	357
Pierson, Volusia	353
Grand Island, Lake	350
Greenville, Madison	332
Montverde, Lake	330
Indian Rocks Beach, Pinellas	328
Vernon, Washington	326
Gotha, Orange	325
Malabar, Brevard	322
Satsuma, Putnam	318
Alafaya, Orange	318
Malone, Jackson	317
Jennings, Hamilton	315
Sebastian, Brevard	311
Elkton, St. Johns	309
Kenneth City, Pinellas	309
Bryceville, Nassau	307
Fort Mccoy, Marion	306
Eastpoint, Franklin	306
Lake Panasoffkee, Sumter	306
Reddick, Marion	303
Laurel Hill, Okaloosa	301
Melrose, Putnam	298
Westville, Holmes	295
Hallandale Beach, Broward	295
Valparaiso, Okaloosa	290
Belleair, Pinellas	290
Lehigh, Lee	289
Winter Park, Seminole	288
San Antonio, Pasco	285
Geneva, Seminole	283
O Brien, Suwannee	282
Anthony, Marion	279
Greenwood, Jackson	278
Greenacres, Palm Beach	278
Ponce De Leon, Holmes	273
Morriston, Levy	273
South Pasadena, Pinellas	260
Inlet Beach, Walton	254
Fern Park, Seminole	251
Kindred, Osceola	249
Eglin Air Force Base, Okaloosa	247
Sanibel, Lee	247

COVID-19: characteristics of 2,085,745 Florida resident cases

Data through Apr 11, 2021 verified as of Apr 12, 2021 at 09:25 AM

Data in this report are provisional and subject to change.

The table below includes the cities and counties of residence for cases in Florida residents based on the patient's ZIP Code. Note that city is not always received as part of the initial notification and may be missing while the case is being investigated.

City and county	Cases
Fountain, Bay	242
Weirsdale, Marion	239
Lee, Madison	237
University Of Central Fl, Orange	237
White Springs, Hamilton	237
Edgewood, Orange	236
Longboat Key, Manatee	235
Southport, Bay	233
Islamorada, Monroe	232
Saint James City, Lee	228
Hosford, Liberty	226
Gretna, Gadsden	222
Astatula, Lake	219
Poinciana, Polk	218
Wellborn, Suwannee	215
Holt, Okaloosa	213
Lakewood Ranch, Manatee	213
Mcdavid, Escambia	211
Madeira Beach, Pinellas	209
Howey-In-The-Hills, Lake	205
Holmes Beach, Manatee	205
Juno Beach, Palm Beach	204
Bay Harbor Islands, Dade	200
Micanopy, Alachua	198
Babson Park, Polk	197
Lake Helen, Volusia	197
Atlantis, Palm Beach	193
Altoona, Lake	193
Cutler Bay, Dade	193
Lauderdale By The Sea, Broward	192
Mcalpin, Suwannee	191
Sopchoppy, Wakulla	190
Azalea Park, Orange	190
Zellwood, Orange	189
Alford, Jackson	188
The Villages, Marion	183
The Villages, Lake	183
Center Hill, Sumter	180
Osteen, Volusia	177
Odessa, Pasco	176
Viera, Brevard	174
Mangonia Park, Palm Beach	169
Summerland Key, Monroe	166
University Of Miami, Dade	166
Hypoluxo, Palm Beach	166
Golden Beach, Dade	165
Bokeelia, Lee	163
Caryville, Washington	161
Oak Hill, Volusia	161
Pomona Park, Putnam	160
Ponce Inlet, Volusia	159
University Of Fl, Alachua	156
Grant-Valkaria, Brevard	156
Rocky Point, Hillsborough	155
Lutz, Pasco	154
Lockhart, Orange	153
Paisley, Lake	153
Bay Lake, Orange	151
Missing, Lee	150

COVID-19: characteristics of 2,085,745 Florida resident cases

Data through Apr 11, 2021 verified as of Apr 12, 2021 at 09:25 AM

Data in this report are provisional and subject to change.

The table below includes the cities and counties of residence for cases in Florida residents based on the patient's ZIP Code. Note that city is not always received as part of the initial notification and may be missing while the case is being investigated.

City and county	Cases
Sumterville, Sumter	149
Big Pine Key, Monroe	148
Citrus Springs, Citrus	148
Hollister, Putnam	147
Hiawassee, Orange	145
Lady Lake, Sumter	140
Carrollwood, Hillsborough	140
Clair-Mel City, Hillsborough	139
Inglis, Levy	134
San Mateo, Putnam	133
Christmas, Orange	132
Cloud Lake, Palm Beach	130
Lake Hamilton, Polk	129
Kendall, Dade	128
Baldwin, Duval	128
West Park, Broward	126
Hampton, Bradford	126
Apopka, Seminole	126
Clarksville, Calhoun	125
Steinhatchee, Taylor	125
Matlacha, Lee	123
University Of Central Florida, Orange	121
Buena Ventura Lakes, Osceola	121
Placida, Charlotte	119
Missing, Pinellas	117
Belleair Beach, Pinellas	117
Lighthouse Point, Broward	116
Tierra Verde, Pinellas	116
Missing, St. Johns	113
Temple Terrace, Hillsborough	111
Saint Leo, Pasco	110
Barry University, Dade	109
Callaway, Bay	109
Dania Beach, Broward	109
Seville, Volusia	108
Panacea, Wakulla	106
City Of Sunrise, Broward	106
Harmony, Osceola	106
Cedar Key, Levy	105
Astor, Lake	105
Missing, Sumter	105
Hurlburt Field, Okaloosa	104
Bradenton Beach, Manatee	103
Sunny Isles Beach, Dade	102
Lamont, Jefferson	102
Dinsmore, Duval	102
Canal Point, Palm Beach	102
Brooker, Bradford	101
South Fort Myers, Lee	98
Tyndall Air Force Base, Bay	98
Fruit Cove, St. Johns	97
Barefoot Bay, Brevard	97
Florida Gulf Coast Univ, Lee	96
Florahome, Putnam	96
Waldo, Alachua	96
Bascom, Jackson	96
University Of South Florida, Hillsborough	95
Kathleen, Polk	95
Crystal Beach, Pinellas	91

COVID-19: characteristics of 2,085,745 Florida resident cases

Data through Apr 11, 2021 verified as of Apr 12, 2021 at 09:25 AM

Data in this report are provisional and subject to change.

The table below includes the cities and counties of residence for cases in Florida residents based on the patient's ZIP Code. Note that city is not always received as part of the initial notification and may be missing while the case is being investigated.

City and county	Cases
Pinetta, Madison	90
Maitland, Seminole	90
Princeton, Dade	89
Lorida, Highlands	86
Ocean Ridge, Palm Beach	85
Missing, Lake	84
Missing, Marion	84
Missing, St. Lucie	84
Fort Denaud, Hendry	83
F M, Lee	81
Yalaha, Lake	79
Boca Grande, Lee	78
Saint Pete Beach, Pinellas	77
Welaka, Putnam	76
Eatonville, Orange	76
Patrick Air Force Base, Brevard	75
Palma Ceia, Hillsborough	74
Avon Park, Polk	73
Campbellton, Jackson	72
Cudjoe Key, Monroe	71
North Venice, Sarasota	71
Air Mail Facility, Dade	69
Ochopee, Collier	69
Anna Maria, Manatee	67
Greensboro, Gadsden	66
Missing, Duval	64
Stock Island, Monroe	64
Missing, Pasco	63
Reunion, Osceola	63
Miami Springs, Dade	62
Missing, Palm Beach	62
Destin, Walton	62
Treasure Island, Pinellas	61
North Redington Beach, Pinellas	61
Felda, Hendry	60
Mexico Beach, Bay	60
Northdale, Hillsborough	60
Georgetown, Putnam	59
Bonita Beach, Lee	59
Micco, Brevard	58
Orlando, Seminole	58
Okahumpka, Lake	57
Bellview, Escambia	57
Duette, Manatee	57
Lake Suzy, Desoto	55
Miromar Lakes, Lee	54
University Of Tampa, Hillsborough	54
Ona, Hardee	54
Missing, Santa Rosa	54
Walnut Hill, Escambia	53
Enterprise, Volusia	53
Heathrow, Seminole	53
Orlando, Dade	52
Singer Island, Palm Beach	52
Town N Country, Hillsborough	50
Miami, Unknown	50
Palm Beach Shores, Palm Beach	49
Green Acres, Palm Beach	49
Salt Springs, Marion	49

COVID-19: characteristics of 2,085,745 Florida resident cases

Data through Apr 11, 2021 verified as of Apr 12, 2021 at 09:25 AM

Data in this report are provisional and subject to change.

The table below includes the cities and counties of residence for cases in Florida residents based on the patient's ZIP Code. Note that city is not always received as part of the initial notification and may be missing while the case is being investigated.

City and county	Cases
Aloma, Orange	49
Terra Ceia, Manatee	49
Intercession City, Osceola	48
Cinco Bayou, Okaloosa	47
Highland City, Polk	45
Village Wellington, Palm Beach	45
Orlando, Osceola	45
Sewalls Point, Martin	45
Florida International Univ, Dade	45
Florence Villa, Polk	45
Ebro, Washington	44
Waverly, Polk	44
Naranja, Dade	44
Key Colony Beach, Monroe	44
Gulf Breeze, Escambia	43
Kenansville, Osceola	43
Eaton Park, Polk	43
Manalapan, Palm Beach	43
Missing, Broward	43
Village Of Wellington, Palm Beach	42
Lacoochee, Pasco	42
Stetson University, Volusia	42
Bayonet Point, Pasco	42
Miami, Broward	41
Saint Johns, Duval	40
Cortez, Manatee	40
Florida A And M University, Leon	38
Missing, Hillsborough	38
Miami Shores, Dade	38
Orlando, Broward	38
Lakeshore, Polk	37
Orlando, Volusia	37
Ponte Vedra, Duval	37
Highland Beach, Palm Beach	36
Tice, Lee	36
Hialeah Gardens, Dade	36
Pasadena, Pinellas	36
Orlando, Polk	35
Bay Pines, Pinellas	35
Ridge Manor, Pasco	35
North Bay Village, Dade	35
Siesta Key, Sarasota	34
Flemington, Marion	34
Bayshore Gardens, Manatee	34
Lealman, Pinellas	34
Missing, Seminole	34
Sugarloaf Key, Monroe	34
Lulu, Columbia	34
Eloise, Polk	34
Bonaventure, Broward	34
Venus, Highlands	33
Univ Of FI Student Dorms, Alachua	33
Dowling Park, Suwannee	33
Homeland, Polk	33
Davenport, Osceola	33
Jupiter, Martin	33
Hallandle Beach, Broward	33
Palm Shores, Brevard	33
Pine Hills, Orange	32

COVID-19: characteristics of 2,085,745 Florida resident cases

Data through Apr 11, 2021 verified as of Apr 12, 2021 at 09:25 AM

Data in this report are provisional and subject to change.

The table below includes the cities and counties of residence for cases in Florida residents based on the patient's ZIP Code. Note that city is not always received as part of the initial notification and may be missing while the case is being investigated.

City and county	Cases
Wekiva Springs, Seminole	32
Bagdad, Santa Rosa	32
Westlake, Palm Beach	32
Poinciana, Osceola	32
South Palm Beach, Palm Beach	31
City Of Westlake, Palm Beach	31
Alturas, Polk	30
Penney Farms, Clay	30
Kinard, Calhoun	30
Mcintosh, Marion	30
Nocatee, Desoto	30
Saint Marks, Wakulla	30
Chokoloskee, Collier	29
Bonita Springs, Collier	29
Horseshoe Beach, Dixie	28
Sydney, Hillsborough	28
Pensacola Beach, Santa Rosa	28
Little Torch Key, Monroe	28
Indian Lake Estates, Polk	28
Orlando, Hillsborough	28
Westchase, Hillsborough	28
Missing, Manatee	27
Homosassa Springs, Citrus	27
Archer, Levy	27
Pembroke Park, Broward	27
Florida State, Leon	27
Caryville, Holmes	27
Palmdale, Glades	26
Long Key, Monroe	26
Bradley, Polk	26
Pine Castle, Orange	26
New Smyrna, Volusia	26
Fort Lauderdale, Dade	26
Missing, Monroe	25
Earleton, Alachua	25
Orange Lake, Marion	25
Missing, Indian River	25
Tangerine, Orange	25
South Miami Heights, Dade	25
Sparr, Marion	25
Labelle, Glades	24
Hawthorne, Putnam	24
Wabasso, Indian River	24
Santa Fe, Alachua	24
Missing, Escambia	24
Goulds, Dade	24
Balm, Hillsborough	23
Missing, Brevard	23
Loughman, Polk	23
Bostwick, Putnam	23
Paxton, Walton	23
Wekiwa Springs, Seminole	23
Yankeetown, Levy	23
Wausau, Washington	22
Plymouth, Orange	22
Florida Dept Of Corrections, Union	22
Citrus Ridge, Indian River	22
Crystal Springs, Pasco	22
Laud-By-The-Sea, Broward	22

COVID-19: characteristics of 2,085,745 Florida resident cases

Data through Apr 11, 2021 verified as of Apr 12, 2021 at 09:25 AM

Data in this report are provisional and subject to change.

The table below includes the cities and counties of residence for cases in Florida residents based on the patient's ZIP Code. Note that city is not always received as part of the initial notification and may be missing while the case is being investigated.

City and county	Cases
Missing, Okaloosa	22
Kissimmee, Orange	22
La Crosse, Alachua	22
Tioga, Alachua	22
Boca Raton, Broward	22
Missing, Citrus	22
Sun City, Hillsborough	21
Florida International University, Dade	21
Union Park, Orange	21
Perdido Key, Escambia	21
Everglades City, Collier	21
Fort Ogden, Desoto	21
Bonifay, Washington	21
Redington Shores, Pinellas	20
Mango, Hillsborough	20
Candler, Marion	20
Ramrod Key, Monroe	20
Indian River Shores, Indian River	20
Mexico Beach, Gulf	20
Branford, Lafayette	20
High Springs, Gilchrist	19
Babcock Ranch, Lee	19
Trenton, Levy	19
Lowell, Marion	19
Buckingham, Lee	19
Lake Buena Vista, Orange	19
Parker, Bay	19
Champions Gate, Polk	19
Forest City, Orange	19
Wildlight, Nassau	19
Orlando, Palm Beach	19
Johns Pass Village, Pinellas	18
Hollywood, Dade	18
Jensen Beach, St. Lucie	18
Brooksville, Pasco	18
Missing, Collier	18
Gulf Stream, Palm Beach	18
Goodland, Collier	18
Maxville, Duval	18
Florida State Univ Admin, Leon	18
Nalcrest, Polk	18
Tallevast, Manatee	18
Shady Hills, Pasco	17
Webster, Hernando	17
Nichols, Polk	17
Missing, Martin	17
Golden Oak, Orange	17
Graceville, Holmes	17
West Panama City Beach, Bay	17
Trilby, Pasco	17
Wewahitchka, Calhoun	16
Daytona Beach Shores, Volusia	16
Otter Creek, Levy	16
Woodville, Leon	16
Jacksonville, Unknown	16
Belleair Bluffs, Pinellas	16
Suwannee, Dixie	16
Mount Dora, Orange	16
Lakewood Ranch, Sarasota	16

COVID-19: characteristics of 2,085,745 Florida resident cases

Data through Apr 11, 2021 verified as of Apr 12, 2021 at 09:25 AM

Data in this report are provisional and subject to change.

The table below includes the cities and counties of residence for cases in Florida residents based on the patient's ZIP Code. Note that city is not always received as part of the initial notification and may be missing while the case is being investigated.

City and county	Cases
Gulf Hammock, Levy	16
Hernando Beach, Hernando	16
Hutchinson Island, St. Lucie	16
White Springs, Columbia	15
Missing, Bay	15
Hillsboro Beach, Broward	15
Graham, Bradford	15
Braden River, Manatee	15
Eau Gallie, Brevard	15
Lake Monroe, Seminole	15
Orlando, Lake	15
Saint Lucie West, St. Lucie	15
Orlando, Pinellas	15
Lake City, Suwannee	15
Winter Garden, Lake	15
Murdock, Charlotte	14
Watersound, Walton	14
Village Of Palmetto Bay, Dade	14
Wahneta, Polk	14
Laurel Hill, Walton	14
Copeland, Collier	14
Indian Creek Village, Dade	14
Gonzalez, Escambia	13
Kingsley Lake, Bradford	13
Steinhatchee, Dixie	13
Roseland, Indian River	13
Virginia Gardens, Dade	13
Mount Plymouth, Lake	13
Choctaw Beach, Okaloosa	13
Long Boat Key, Manatee	13
Orlando, Brevard	13
Saint George Island, Franklin	13
Deer Island, Lake	13
Fort Charlotte, Charlotte	13
Hialeah, Unknown	12
East Lake, Marion	12
Alys Beach, Bay	12
Unknown, Dade	12
Lake Como, Putnam	12
Miami Gardens, Broward	12
Missing, Putnam	12
Elfers, Pasco	12
Holder, Citrus	12
Leisure City, Dade	12
Durant, Hillsborough	12
Umatilla, Marion	12
Los Angeles, Dade	12
Pensacola Beach, Escambia	12
Rosemary Beach, Walton	12
Ozona, Pinellas	11
Cypress, Jackson	11
Naples, Lee	11
Babcock Ranch, Charlotte	11
Dade City, Hernando	11
Citrus Hills, Citrus	11
Greenville, Taylor	11
Missing, Unknown	11
Deerfield Beach, Palm Beach	11
Captiva, Lee	11

COVID-19: characteristics of 2,085,745 Florida resident cases

Data through Apr 11, 2021 verified as of Apr 12, 2021 at 09:25 AM

Data in this report are provisional and subject to change.

The table below includes the cities and counties of residence for cases in Florida residents based on the patient's ZIP Code. Note that city is not always received as part of the initial notification and may be missing while the case is being investigated.

City and county	Cases
Orlando, Unknown	11
Missing, Polk	10
University Park, Manatee	10
Grandin, Putnam	10
Telogia, Liberty	10
Missing, Taylor	10
Gibsonia, Polk	10
Redington Beach, Pinellas	10
Passport, Unknown	10
Seacrest, Walton	10
Fanning Springs, Gilchrist	10
Briny Breezes, Palm Beach	10
Orlando, Duval	10
Orlando, Leon	10
Perrine, Dade	10
Haines Creek, Lake	10
Forest City, Seminole	10
Missing, Nassau	10
Lloyd, Jefferson	9
Lamont, Madison	9
Rubonia, Manatee	9
Saint Augustine, Duval	9
West Delray Beach, Palm Beach	9
Basinger, Okeechobee	9
Grant Valkaria, Brevard	9
Nobleton, Hernando	9
Day, Lafayette	9
Hialeah, Broward	9
Innovation, Pasco	9
Barberville, Volusia	9
Cottdale, Washington	9
Scottsmoor, Brevard	9
Sea Ranch Lakes, Broward	9
Palma Sola, Manatee	9
Beverly Beach, Flagler	9
Putnam Hall, Putnam	9
Saint Augustine Beach, St. Johns	9
Ferndale, Lake	9
Fairfield, Marion	8
Cross Creek, Alachua	8
Indian Shores, Pinellas	8
Fort Walton Beach, Unknown	8
Palm City, St. Lucie	8
Seybold, Dade	8
Holt, Santa Rosa	8
White City, Gulf	8
Worthington Springs, Union	8
Pine Ridge, Citrus	8
Missing, Sarasota	8
Goldenrod, Seminole	8
Jerome, Collier	8
Ponce De Leon, Walton	8
Evinston, Alachua	8
Salem, Taylor	8
Orange Springs, Marion	8
Keystone Heights, Bradford	8
Ybor City, Hillsborough	8
Orlando, Pasco	7
Longboat Key, Sarasota	7

COVID-19: characteristics of 2,085,745 Florida resident cases

Data through Apr 11, 2021 verified as of Apr 12, 2021 at 09:25 AM

Data in this report are provisional and subject to change.

The table below includes the cities and counties of residence for cases in Florida residents based on the patient's ZIP Code. Note that city is not always received as part of the initial notification and may be missing while the case is being investigated.

City and county	Cases
Fernandina, Nassau	7
Missing, Flagler	7
Anastasia Island, St. Johns	7
Port Saint John, Brevard	7
Orange Park, Duval	7
Missing, Clay	7
Maitland, Volusia	7
Switzerland, St. Johns	7
Aripeka, Pasco	7
Valkaria, Brevard	7
Orlando, Alachua	7
River Ranch, Polk	7
Quail Heights, Dade	7
Niceville, Walton	7
Okeechobee, Glades	7
Punta Gorda, Lee	6
Deland, Lake	6
Orlando, Flagler	6
Orlando, Marion	6
Sunny Hills, Washington	6
Shady Grove, Taylor	6
Missing, Walton	6
Labelle, Lee	6
Ridge Manor Estates, Sumter	6
Maitland, Hillsborough	6
Winter Park, Polk	6
Winderemere, Orange	6
Grove City, Charlotte	6
Coco River, Collier	6
Eglin, Okaloosa	6
Bruce, Holmes	6
East Rockland Key, Monroe	6
Mayport Naval Station, Duval	6
Lake Butler, Bradford	6
Maitland, Osceola	6
Inglis, Citrus	6
Bradenton, Sarasota	6
Weirsdale, Lake	6
Morriston, Marion	6
Duck Key, Monroe	6
Newberry, Gilchrist	6
Orchid, Indian River	6
Pensacola, Unknown	6
Miccosukee, Leon	6
Glenwood, Volusia	6
Clarcona, Orange	5
Okeechobee, Osceola	5
PsI, Unknown	5
San Carlos Park, Lee	5
University Of Central FI, Hillsborough	5
Cape Haze, Charlotte	5
Bayou George, Bay	5
Boynton Beach, Broward	5
Missing, Osceola	5
Miramar, Dade	5
Miami Gardens, Unknown	5
Kissimmee, Unknown	5
Fort Lauderdale, Palm Beach	5
Jacksonville Naval Air Station, Duval	5

COVID-19: characteristics of 2,085,745 Florida resident cases

Data through Apr 11, 2021 verified as of Apr 12, 2021 at 09:25 AM

Data in this report are provisional and subject to change.

The table below includes the cities and counties of residence for cases in Florida residents based on the patient's ZIP Code. Note that city is not always received as part of the initial notification and may be missing while the case is being investigated.

City and county	Cases
Wakulla Springs, Wakulla	5
Ocoee, Lake	5
Okeechobee, Martin	5
Pompano Beach, Palm Beach	5
Oneco, Manatee	5
Orlando, Manatee	5
Island Grove, Alachua	5
Missing, Alachua	5
Miami Beach, Unknown	5
Alys Beach, Walton	5
Point Washington, Walton	5
University Of Central FI, Martin	5
Williston, Marion	5
Ebro, Bay	5
Lake Worth, Broward	5
Westchester, Dade	5
Mid Florida, Seminole	5
Ocean Breeze, Martin	5
Port Salerno, Martin	5
Missing, Columbia	5
Missing, Highlands	5
Missing, Leon	5
Missing, Hernando	5
Milton, Escambia	5
Mayport, Duval	5
Inlet Beach, Bay	5
Pass, Unknown	5
Stuart, St. Lucie	5
Miami, Palm Beach	5
Live Oak, Madison	4
Loxahatchee Groves, Palm Beach	4
Fort Lauderdale, Unknown	4
West Bradenton, Manatee	4
Greenville, Jefferson	4
Clermont, Polk	4
Marina Del Rey, Dade	4
Oklawaha, Marion	4
Lake Harbor, Palm Beach	4
Glen Ridge, Palm Beach	4
Coconut Creek, Palm Beach	4
Orem, Palm Beach	4
Pensacola, Santa Rosa	4
Margate, Unknown	4
Melrose, Bradford	4
Los Angeles, Broward	4
Highland Park, Polk	4
Jacksonville, Dade	4
Sandestin, Walton	4
Seacrest, Bay	4
Pompano Beach, Dade	4
Bella Collina, Lake	4
Bonnie, Dade	4
Delray Beach, Broward	4
El Jobean, Charlotte	4
Marathon Shores, Monroe	4
High Springs, Columbia	4
Hinsdale, Manatee	4
Jonesville, Alachua	4
International Service Center, Dade	4

COVID-19: characteristics of 2,085,745 Florida resident cases

Data through Apr 11, 2021 verified as of Apr 12, 2021 at 09:25 AM

Data in this report are provisional and subject to change.

The table below includes the cities and counties of residence for cases in Florida residents based on the patient's ZIP Code. Note that city is not always received as part of the initial notification and may be missing while the case is being investigated.

City and county	Cases
Hollywood, Unknown	4
Indian Rock Beach, Pinellas	4
Bowling Green, Polk	4
Cypress Gardens, Polk	4
N/A, Unknown	4
Branford, Gilchrist	4
Clewiston, Palm Beach	4
Conch Key, Monroe	4
Lamont, Taylor	4
Lazy Lake, Broward	4
Wacissa, Jefferson	4
Sugarloaf, Monroe	4
Westville, Walton	3
Pembroke Lakes, Broward	3
Orlo Vista, Orange	3
Milligan, Okaloosa	3
Land O Lakes, Hillsborough	3
Lady Lake, Marion	3
Jacksonville , Duval	3
Homeless, Hillsborough	3
Brooklyn, Broward	3
Ft Pierce, St. Lucie	3
Chicago, Lee	3
Coraopolis, Citrus	3
Champions Gate, Osceola	3
Bristol, Calhoun	3
Jacksonville, Alachua	3
Sharpes, Brevard	3
Sorrento, Orange	3
Stuart, Palm Beach	3
Pompano Beach, Unknown	3
North Fort Myers, Charlotte	3
North Miami Beach, Broward	3
Monticello, Madison	3
Plantation Key, Monroe	3
Samoset, Manatee	3
San Fernando, Unknown	3
Vernon, Bay	3
Crestview, Walton	3
Cross Key, Monroe	3
Cape San Blas, Gulf	3
Apopka, Lake	3
Green Cove Springs, Duval	3
Fpo, Duval	3
Fernandina Beach, Duval	3
Mayport Naval Housing, Duval	3
Julington Creek, St. Johns	3
Jupiter Island, Martin	3
Kathleen, Pasco	3
Marco Island, Lee	3
Miramar, Unknown	3
Naples, Unknown	3
Alford, Washington	3
Pass-A-Grille, Pinellas	3
Okeechobee, Highlands	3
Ocean Reef Club, Monroe	3
Vero Beach, St. Lucie	3
Winter Park, Volusia	3
Inverness, Polk	3

COVID-19: characteristics of 2,085,745 Florida resident cases

Data through Apr 11, 2021 verified as of Apr 12, 2021 at 09:25 AM

Data in this report are provisional and subject to change.

The table below includes the cities and counties of residence for cases in Florida residents based on the patient's ZIP Code. Note that city is not always received as part of the initial notification and may be missing while the case is being investigated.

City and county	Cases
Pass, Dade	3
Vero Beach, Brevard	3
Pp, Dade	3
Pp, Unknown	3
Wimauma, Manatee	3
Woodside, Broward	3
Brewton, Escambia	3
Apopka, Broward	3
Lanark Village, Franklin	3
Maitland, Polk	3
Miami Shores, Broward	3
Pineland, Lee	3
Tampa, Pinellas	3
Tampa Palms, Hillsborough	3
Tarpon Springs, Pasco	3
Winter Garden, Seminole	3
Ludlam, Dade	3
Laurel, Sarasota	3
Jacksonville, Clay	3
Clermont, Orange	3
West Palm Beach, Broward	3
Wildwood, Marion	3
Village Of Golf, Palm Beach	3
Saint Augusaintine Beach, St. Johns	3
Saint Petersburg, Hillsborough	3
Palm Coast, Volusia	3
Port Saint Lucie, Martin	3
Missing, Jackson	3
Fort Myers, Unknown	3
Bradington, Manatee	3
Blountstown, Liberty	3
Loxahatchee, Broward	3
Lynbrook, Broward	3
Miami, Orange	3
Hallandale Beach, Unknown	3
Immokalee, Lee	3
Lake Geneva, Clay	3
Lake City, Duval	3
Lakeland, Hillsborough	3
Hallandale Beach, Dade	2
Lutz, Pinellas	2
Los Angeles, Okaloosa	2
Louisville, Manatee	2
Lawtey, Union	2
Blountstown, Jackson	2
Alligator Point, Franklin	2
Coconut Creek, Unknown	2
Crawfordville, Leon	2
Eatonville, Lake	2
Mount Pleasant, Gadsden	2
Navarre, Okaloosa	2
None, Dade	2
Port Charlotte, Unknown	2
Phoenix, Lake	2
Seven Springs, Pasco	2
Upper Key Largo, Monroe	2
University Of Central Florida, Brevard	2
West Villages, Sarasota	2
Zellwood, Lake	2

COVID-19: characteristics of 2,085,745 Florida resident cases

Data through Apr 11, 2021 verified as of Apr 12, 2021 at 09:25 AM

Data in this report are provisional and subject to change.

The table below includes the cities and counties of residence for cases in Florida residents based on the patient's ZIP Code. Note that city is not always received as part of the initial notification and may be missing while the case is being investigated.

City and county	Cases
Bronx, Seminole	2
Doctors Inlet, Clay	2
Bonifay, Jackson	2
Bonnie, Duval	2
Bonnie, Sarasota	2
Fort Myers, Collier	2
Fort Pierce, Martin	2
Lake Helen, Orange	2
Lecanto, Marion	2
Maitland, Leon	2
Winter Park, Leon	2
Weston, Dade	2
West Palm Beach, Dade	2
Palm Springs North, Dade	2
Redland, Dade	2
Melrose, Alachua	2
Olustee, Baker	2
Orlando, Santa Rosa	2
Orlando, Charlotte	2
Maitland, Lake	2
Hialeah Lakes, Dade	2
Hialeah, Orange	2
Jan Phyl Village, Polk	2
Moore Haven, Hendry	2
Naples, Broward	2
Cassadaga, Volusia	2
Fort Walton Beach, Walton	2
Duke Field Air Force Station, Okaloosa	2
Dunnellon, Levy	2
Yalhala, Lake	2
University Of Central Florida, Palm Beach	2
University Of Central Florida, Pinellas	2
Provo, Broward	2
Portland, Unknown	2
Sumatra, Liberty	2
University Of Central Florida, Broward	2
Saint Teresa, Wakulla	2
West Point, Lee	2
Orlando, Okaloosa	2
Maitland, Pasco	2
Madison, Unknown	2
Ocala, Unknown	2
North Miami, Broward	2
Miamt, Dade	2
Florida Power & Light Co, Dade	2
Amelia City, Nassau	2
Apopka, Unknown	2
Alligator Point, Wakulla	2
Chipley, Jackson	2
Winter Springs, Orange	2
Windermere, Hillsborough	2
Venice, Dade	2
Orlando, Escambia	2
Pompano Beach, Osceola	2
Port Charlotte, Lee	2
Port St. Lucie, St. Lucie	2
Sand Lake, Orange	2
University Of Central FI, Seminole	2
Union, Manatee	2

COVID-19: characteristics of 2,085,745 Florida resident cases

Data through Apr 11, 2021 verified as of Apr 12, 2021 at 09:25 AM

Data in this report are provisional and subject to change.

The table below includes the cities and counties of residence for cases in Florida residents based on the patient's ZIP Code. Note that city is not always received as part of the initial notification and may be missing while the case is being investigated.

City and county	Cases
Swansea, Lee	2
Altamonte Springs, Orange	2
At Large, Broward	2
Boys Ranch, Suwannee	2
Fort Pierce, Brevard	2
Graceville, Unknown	2
Eatonville, Polk	2
New Port Richey, Hillsborough	2
Mims, Volusia	2
Missing, Washington	2
Miami, Martin	2
Jena, Taylor	2
Labelle, Collier	2
Lauderhill, Unknown	2
Long Beach, Orange	2
Marysville, Dade	2
Lake Clarke Shores, Palm Beach	2
Fl State Univ Student, Leon	2
Callahan, Duval	2
Dade City, Unknown	2
Defuniak Springs, Okaloosa	2
Cibolo, Orange	2
Claysville, Hernando	2
Crescent Beach, Sarasota	2
Tampa, Broward	2
Tarpon Springs, Hillsborough	2
Port Canaveral, Brevard	2
Seguin, Unknown	2
Sarasota, Unknown	2
Sunrise, Unknown	2
South Miami, Broward	2
Oakland Park, Unknown	2
Orlando, St. Lucie	2
Monument, Broward	2
Ormond Beach, Flagler	2
Noma, Holmes	2
Panama City, Unknown	2
Pembroke Pines, Dade	2
Summerfield, Unknown	2
Tampa, Hernando	2
Sebring, Desoto	2
Saint Lucie Village, St. Lucie	2
Wauchula, Desoto	2
Vero Beach, Unknown	2
Yeehaw, Okeechobee	2
Marina Del Rey, Broward	2
Longview, Dade	2
Melrose, Clay	2
Mesa, Unknown	2
Jacksonville Naval Hospital, Duval	2
Hosford, Calhoun	2
Aventura, Broward	2
000000, Unknown	2
Dfafs, Okaloosa	2
Fort Lauderdale, Alachua	2
Doral, Unknown	2
Bay Harbor Islands, Unknown	2
Alachua, Duval	2
Carl Fisher, Dade	2

COVID-19: characteristics of 2,085,745 Florida resident cases

Data through Apr 11, 2021 verified as of Apr 12, 2021 at 09:25 AM

Data in this report are provisional and subject to change.

The table below includes the cities and counties of residence for cases in Florida residents based on the patient's ZIP Code. Note that city is not always received as part of the initial notification and may be missing while the case is being investigated.

City and county	Cases
Cross City, Taylor	2
Fisher Island, Unknown	2
Jupiter, Dade	2
Micanopy, Marion	2
Lakeland, Unknown	2
Port Saint Lucie, Palm Beach	2
Red Bay, Holmes	2
Saint Marys, Nassau	2
Sutton, Pasco	2
Tequesta, Martin	2
West Lafayette, Broward	2
Windermere, Lake	2
Winter Garden, Duval	1
Woodbine, Nassau	1
Yulee, St. Johns	1
Zephyrhills, Hillsborough	1
West Yarmouth, St. Lucie	1
West APlm Beach, Palm Beach	1
Waipahu, Santa Rosa	1
Ward, Polk	1
Wellborn, Columbia	1
Topsham, Manatee	1
Town Of Nocatee, St. Johns	1
Troy, Manatee	1
Unkn, Duval	1
Sunbright, Palm Beach	1
Venetian Islands, Dade	1
Sweetwater, Manatee	1
Syracuse, Polk	1
Tallahassee, Dade	1
Tamarac, Dade	1
Tavares, Orange	1
Suitland, Volusia	1
Rileyville, Flagler	1
Prattville, Hillsborough	1
Prestonsburg, Bay	1
Quincy, Jackson	1
Rapid City, Broward	1
Palmetto Bay, Palm Beach	1
Petersburg, Manatee	1
Piasa, Putnam	1
Russellville, Bay	1
Sagamore Beach, Charlotte	1
Saint Augustine, Broward	1
Saint Cloud, Palm Beach	1
Saint Joseph, Volusia	1
San Antonio, Orange	1
Seminole, Leon	1
Shalimar, Unknown	1
Shirley, Flagler	1
Myakka City, Sarasota	1
Missing, Okeechobee	1
Monroe Township, Palm Beach	1
Monroe, Lee	1
Moore Haven, Okeechobee	1
Morrisville, Unknown	1
North Palm Beach, Orange	1
Northport, Sarasota	1
Oakland, Lee	1

COVID-19: characteristics of 2,085,745 Florida resident cases

Data through Apr 11, 2021 verified as of Apr 12, 2021 at 09:25 AM

Data in this report are provisional and subject to change.

The table below includes the cities and counties of residence for cases in Florida residents based on the patient's ZIP Code. Note that city is not always received as part of the initial notification and may be missing while the case is being investigated.

City and county	Cases
New Middletown, Hillsborough	1
New Port Richey, Pinellas	1
Newberry, Marion	1
Newtown, Lake	1
Other, Dade	1
Oldsmar, Hillsborough	1
Olean, Alachua	1
Palm Beach Gardens, Unknown	1
Palmetto, Pasco	1
Parma, Manatee	1
Pass-A-Grille Beach, Pinellas	1
Longwood, Volusia	1
Matawan, Palm Beach	1
Mckinney, Broward	1
Miamc, Dade	1
Milford, Lee	1
Missing, Levy	1
Lake Butler, Alachua	1
Kingsland, Nassau	1
Knoxville, Bay	1
Ldhl, Broward	1
Las Vegas, Palm Beach	1
Leesburg, Seminole	1
Lincoln, St. Lucie	1
Little Neck, Lee	1
Jupiter, St. Lucie	1
Kenilworth, Leon	1
Key West, Duval	1
Keys West, Unknown	1
Jacksonville, Orange	1
Jefferson, Dade	1
Jonesboro, Leon	1
Intrcsion Cty, Osceola	1
Inverness, Marion	1
Inwood, Broward	1
Irvine, Marion	1
Istachatta, Hernando	1
Hernando, Marion	1
Hialeah, Collier	1
Indian Rocks Beach, Duval	1
Indiantown, Palm Beach	1
Inglewood, Sarasota	1
Homeless, Monroe	1
Homeless, Pinellas	1
Howell, Dade	1
Hudson, Hernando	1
Hoclywsod, Dade	1
Holiday, Pinellas	1
Dallas, Hernando	1
Dearborn, Broward	1
Deer Park, Dade	1
Deerfield Beach, Unknown	1
Deerfield, Dade	1
Deland, Seminole	1
Carmel, Orange	1
Cedar Springs, Hernando	1
Caracas, Dade	1
Coconut Ck, Unknown	1
Chicago, Unknown	1

COVID-19: characteristics of 2,085,745 Florida resident cases

Data through Apr 11, 2021 verified as of Apr 12, 2021 at 09:25 AM

Data in this report are provisional and subject to change.

The table below includes the cities and counties of residence for cases in Florida residents based on the patient's ZIP Code. Note that city is not always received as part of the initial notification and may be missing while the case is being investigated.

City and county	Cases
Alpharetta, Broward	1
O, Manatee	1
Acworth, Okaloosa	1
Apopka, Clay	1
Asheville, Highlands	1
Astoria, Broward	1
Atmore, Escambia	1
Bartow, Hardee	1
Bel Air, Collier	1
Brooklyn, Dade	1
Brooklyn, Lee	1
Bonnie, Broward	1
Boston, Broward	1
Downingtown, Broward	1
Downingtown, Hillsborough	1
Dpo, Santa Rosa	1
Dunedin, Unknown	1
Dayton, Lake	1
Daytona Beach, Pinellas	1
Deltona, Seminole	1
Fort Lauderdale, Leon	1
Fort Myers, Sarasota	1
Fort Pierce, Palm Beach	1
Fort White, Clay	1
East Palatka, Hillsborough	1
Eastpoint, Leon	1
Garden City, Alachua	1
Gaylord, Orange	1
Goodrich, Charlotte	1
Gotcha, Orange	1
Greensburg, Palm Beach	1
Hallandale, Unknown	1
Harpers Ferry, Palm Beach	1
Helen, Bay	1
Haines City, Osceola	1
Erie, Monroe	1
Crossings, Unknown	1
Davenport, Lake	1
Davie, Unknown	1
Dayton, Orange	1
Dearborn Heights, Hillsborough	1
Edgewood, Broward	1
Elkton, Putnam	1
Chesterfield, Broward	1
Carteret, Polk	1
Cincinnati, Dade	1
Connellsville, Highlands	1
Armstrong, St. Johns	1
Atl, Brevard	1
Alva, Escambia	1
Andalusia, Escambia	1
Arcadia, Highlands	1
Baker, Santa Rosa	1
Belleville, Palm Beach	1
Belmont, Santa Rosa	1
Blountstown, Broward	1
Bronson, Alachua	1
Brooker, Alachua	1
Bradenton, Clay	1

COVID-19: characteristics of 2,085,745 Florida resident cases

Data through Apr 11, 2021 verified as of Apr 12, 2021 at 09:25 AM

Data in this report are provisional and subject to change.

The table below includes the cities and counties of residence for cases in Florida residents based on the patient's ZIP Code. Note that city is not always received as part of the initial notification and may be missing while the case is being investigated.

City and county	Cases
Brandon, Pinellas	1
Bonita, Lee	1
Bocaraten, Palm Beach	1
Hudson, Pinellas	1
Hoosick Falls, Broward	1
Indian Rock Beach, Palm Beach	1
Interlachen, Duval	1
Jacksonville, Nassau	1
Kechi, Orange	1
Fort Myers, Broward	1
Florala, Okaloosa	1
Forestville, Volusia	1
Gainesville, Okaloosa	1
Greenbrier, Bay	1
Groveland, Orange	1
Hialeahgardens, Dade	1
Hiram, Leon	1
Middletown, Osceola	1
Missing, Gilchrist	1
Monroe, Hillsborough	1
Nantucket, Palm Beach	1
New Vernon, Palm Beach	1
Longwood, Broward	1
Lucedale, St. Lucie	1
Kure Beach, Monroe	1
Lakeland, Palm Beach	1
Mayaguez, Dade	1
Macclenny, Duval	1
Mantua, Broward	1
White Plains, Broward	1
Whites Creek, Leon	1
Windermere, Volusia	1
Wtixrat, Dade	1
Ventura, Orange	1
Westlake Village, Unknown	1
Watersound, Bay	1
University Of Central Florida, Lee	1
Unk, Duval	1
Trenton, Dixie	1
Unknown, Unknown	1
Saint Augustine, Flagler	1
Powell, Lee	1
Seffenner, Hillsborough	1
Seminole, Lee	1
Saint Petersburg, Charlotte	1
Toms River, Lee	1
Tourist, Dade	1
Suntise, Dade	1
Tallahassee, Madison	1
Tallahassee, Pinellas	1
Stratford, Broward	1
Pembroke Pines, Orange	1
Pensacola, Sumter	1
Perth Amboy, Hillsborough	1
Port Orange, Brevard	1
Puerto Rico, Unknown	1
Punta Gorda, Unknown	1
Randolph, Orange	1
Rivera Beach, Palm Beach	1

COVID-19: characteristics of 2,085,745 Florida resident cases

Data through Apr 11, 2021 verified as of Apr 12, 2021 at 09:25 AM

Data in this report are provisional and subject to change.

The table below includes the cities and counties of residence for cases in Florida residents based on the patient's ZIP Code. Note that city is not always received as part of the initial notification and may be missing while the case is being investigated.

City and county	Cases
Paducah, Manatee	1
Orlando, Jackson	1
Orlando, Lee	1
Newberry, Levy	1
North Laud, Unknown	1
Ocala, Citrus	1
Ocoee, Unknown	1
Odessa, Dade	1
Oldsrav, Manatee	1
Mokena, Lee	1
Myrtle Beach, Broward	1
Morrisville, Palm Beach	1
North Brunswick, St. Lucie	1
North Grafton, Dade	1
North Lauderdale, Unknown	1
Nashville, Palm Beach	1
North Porte, Unknown	1
Notrealville, Polk	1
Okeechobi, Unknown	1
Orem, Dade	1
Orlando, Citrus	1
Orlando, Collier	1
Orlando, Hernando	1
Orlando, Walton	1
Oviedo, Lake	1
Orlando, St. Johns	1
Ocala, Duval	1
Plantation, Leon	1
Pensacola, Dade	1
Panomo City, Bay	1
Parrish, Sarasota	1
San Marcos, Unknown	1
Pooler, Broward	1
Rye, Palm Beach	1
Ridgewood, Lee	1
Roayl Palm Beach, Palm Beach	1
Roseville, Broward	1
Punta Gorda, Sarasota	1
Putnam, Putnam	1
St Cloud, Orange	1
St Helena Is, Dade	1
Surprise, Unknown	1
Syracuse, Unknown	1
Saint Petersburg, Bay	1
Tinley Park, Manatee	1
Twentynine Palms, Broward	1
Vernon, Walton	1
Unknown, Manatee	1
Venezuela, Unknown	1
Waukesha, Volusia	1
West Miami, Unknown	1
Whippany, Volusia	1
Wilmington, Charlotte	1
Windermere, Alachua	1
Winfield, Hillsborough	1
Winter Garden, Unknown	1
Winter Park, Brevard	1
Winter Park, Unknown	1
Xifamk, Dade	1

COVID-19: characteristics of 2,085,745 Florida resident cases

Data through Apr 11, 2021 verified as of Apr 12, 2021 at 09:25 AM

Data in this report are provisional and subject to change.

The table below includes the cities and counties of residence for cases in Florida residents based on the patient's ZIP Code. Note that city is not always received as part of the initial notification and may be missing while the case is being investigated.

City and county	Cases
Crestview, Broward	1
Clearwater, Leon	1
Charlotte, Alachua	1
Defuniak Springs, Unknown	1
Daytona Beach, Orange	1
Deerfield Beach, Polk	1
Dalecity, Okaloosa	1
Crystal River, Marion	1
Fayetteville, Broward	1
Fellsmere, Brevard	1
Florida City, Unknown	1
Fort Lauderdale, Collier	1
Fort Myers, Alachua	1
El Dorado, Palm Beach	1
East Setauket, Palm Beach	1
Dona Vista, Lake	1
Canton, Duval	1
Cantonment, Santa Rosa	1
Brunswick, Polk	1
Bryceville, Duval	1
Bradenton, Lee	1
Boca Raton, Dade	1
Boca Raton, Madison	1
Bogota, Unknown	1
Bal Harbour, Broward	1
Atlanta, Walton	1
Attalla, Broward	1
Auburn, Palm Beach	1
Autaugaville, Broward	1
Apopka, Volusia	1
Alachua, Suwannee	1
Alafaya, Broward	1
Alafaya, Pinellas	1
Fleming Island, Duval	1
Gainesville, Levy	1
Great Neck, Dade	1
Glen Cove, Unknown	1
Glen Saint Mary, Duval	1
Golden Oak, Hillsborough	1
Golf, Palm Beach	1
Greensboro, Leon	1
Immokalee, Walton	1
Lake Forest, Collier	1
Merrick, Palm Beach	1
Metter, Manatee	1
Miami Dade, Unknown	1
Miami, Osceola	1
Miamiardens, Unknown	1
Miamksaohes, Dade	1
Irmo, Unknown	1
Jacksonville, Baker	1
Jacksonville, Marion	1
Key West, Palm Beach	1
Kilgore, Dade	1
Jupiter Inlet, Palm Beach	1
Land O Lakes, Unknown	1
Lawton, Okaloosa	1
Levittown, Palm Beach	1
Lima, Manatee	1

COVID-19: characteristics of 2,085,745 Florida resident cases

Data through Apr 11, 2021 verified as of Apr 12, 2021 at 09:25 AM

Data in this report are provisional and subject to change.

The table below includes the cities and counties of residence for cases in Florida residents based on the patient's ZIP Code. Note that city is not always received as part of the initial notification and may be missing while the case is being investigated.

City and county	Cases
Lima, Volusia	1
Macclenny, Dixie	1
Madison, Jefferson	1
Maitland, Collier	1
Litchfield Park, Monroe	1
Littleton, St. Johns	1
Lake Worth, Unknown	1
Lake In The Hills, Broward	1
Indianapolis, Lee	1
Jupiter, Pinellas	1
Kansas City, Palm Beach	1
Gwynn Oak, Polk	1
Milford, Bay	1
Milford, Unknown	1
Melbourne, Volusia	1
Mattoon, Lee	1
Marianna, Leon	1
Marianna, Washington	1
Mary Esther, Hillsborough	1
Los Angeles, Orange	1
Maitland, Palm Beach	1
Longwood, Unknown	1
Missing, Franklin	1
Newaygo, Charlotte	1
North Port, Charlotte	1
New Canaan, Dade	1
Na, Dade	1
Eureka, Flagler	1
Evansville, Citrus	1
Crescent City, Marion	1
Crestview, Unknown	1
Denton, Broward	1
Destin, Bay	1
Clearwater, Hillsborough	1
Coal City, Pasco	1
Commerce Township, Manatee	1
Crawfordville, Alachua	1
Fort Lauderdale, Lee	1
Fort Worth, Broward	1
Franklin, Orange	1
Frostproof, Highlands	1
Gainesville, Palm Beach	1
Gainesville, Santa Rosa	1
Brewster, Palm Beach	1
Brownsville, Escambia	1
Bryant, Palm Beach	1
Bonnie, St. Johns	1
Belleair Bluffs, Unknown	1
Celebration, Orange	1
Chicago, Broward	1
Choctaw Beach, Unknown	1
Austin, Dade	1
Apo, Collier	1
Big Torch Key, Monroe	1
Black, Holmes	1
Boca Raton, Lee	1
Bonifay, Unknown	1
8852 Teacher Ln, Pasco	1
Addison, Pasco	1

COVID-19: characteristics of 2,085,745 Florida resident cases

Data through Apr 11, 2021 verified as of Apr 12, 2021 at 09:25 AM

Data in this report are provisional and subject to change.

The table below includes the cities and counties of residence for cases in Florida residents based on the patient's ZIP Code. Note that city is not always received as part of the initial notification and may be missing while the case is being investigated.

City and county	Cases
Apopka, Citrus	1
Apopka, Hillsborough	1
Arabi, Orange	1
Tampa, Duval	1
Surfside Beach, Orange	1
Summerdale, Escambia	1
Sun City Center, Lee	1
Tavares, Unknown	1
Temple, Palm Beach	1
Saint Charles, Orange	1
St Peterburg, Orange	1
Stiamk, Dade	1
Scottsdale, Brevard	1
Scottsdale, Palm Beach	1
Roswell, Bay	1
Ruskin, Dade	1
Ruskin, Manatee	1
Saint Petersburg, Duval	1
Saint Petersburg, Manatee	1
Port Saint Lucie, Marion	1
Port St Luice, Unknown	1
Pembroke Pines, Unknown	1
Pensacola Naval Hospital, Escambia	1
Pittsburgh, Alachua	1
Plymouth, Pasco	1
Okeechobee, Unknown	1
Oviedo, Orange	1
Pace, Escambia	1
Painted Post, Pasco	1
Palatka, Marion	1
Unknown, Duval	1
Upland, Manatee	1
Valrico, Polk	1
West Hollywood, Broward	1
Wakefield, Broward	1
Waverly, Duval	1
Wabasha, Clay	1
Winnetka, Dade	1
Winter Garden, Osceola	1
Winter Haven, Leon	1
Winter Haven, Osceola	1
Winter Park, Duval	1
Winter Park, Palm Beach	1
Winter Springs, Polk	1
Youngstown, Washington	1
Weston, Unknown	1
Wildwood, Lee	1
Willington, Lee	1
West Palm Beach, Unknown	1
Colorado Springs, Unknown	1
Conifer, Lee	1
Daniel Island, Bay	1
Clarksboro, Lee	1
Chipley, Holmes	1
El Paso, Unknown	1
Elbow Lake, Palm Beach	1
Eatonville, Seminole	1
Dunellen, Dade	1
Destin, Unknown	1

COVID-19: characteristics of 2,085,745 Florida resident cases

Data through Apr 11, 2021 verified as of Apr 12, 2021 at 09:25 AM

Data in this report are provisional and subject to change.

The table below includes the cities and counties of residence for cases in Florida residents based on the patient's ZIP Code. Note that city is not always received as part of the initial notification and may be missing while the case is being investigated.

City and county	Cases
Diamond, Highlands	1
Doral, Broward	1
Altamonte, Orange	1
Alva, Collier	1
333, Unknown	1
Allentown, Putnam	1
Apple Creek, Citrus	1
Amelia Village, Nassau	1
Barefoot Beach, Lee	1
Battle Creek, Manatee	1
Avon, Manatee	1
Aventura, Osceola	1
Bryn Mawr, Palm Beach	1
Burkeville, Brevard	1
Camden Wyoming, Duval	1
Celebration, Palm Beach	1
Chattanooga, Dade	1
Bear Grass, Palm Beach	1
Azalea Park, Osceola	1
Boca Raton,, Palm Beach	1
Boston, Dade	1
Brewster, Volusia	1
FI State Lot, Leon	1
Fairless Hills, Broward	1
Everett, Dade	1
Fort Denaud, Glades	1
Fort Meyers, Lee	1
Fortlauderdale, Unknown	1
Fortwalton Beach, Okaloosa	1
Ft Pierce, Unknown	1
Garland, Orange	1
Hallandate Ben, Unknown	1
Havana, Leon	1
Hickory, Lee	1
Homeless, Dade	1
Homer, Escambia	1
Hilliard, Unknown	1
Jeffersonville, Broward	1
Knoxville, Escambia	1
Lake Mary, Lake	1
Longwood, Orange	1
Lehigh Cares, Lee	1
Live Oak, Columbia	1
Loganville, Orange	1
Lansdale, Lake	1
Lapeer, Manatee	1
Lauderdale Hill, Unknown	1
Missing, Wakulla	1
Monterey, Broward	1
Mumford, Manatee	1
N/A, Duval	1
Naples, Alachua	1
Ocean City, Broward	1
Middleburg, Duval	1
Midland, Osceola	1
Missing, Hamilton	1
Miami, Charlotte	1
Miamii, Dade	1
Miami Garden, Unknown	1

COVID-19: characteristics of 2,085,745 Florida resident cases

Data through Apr 11, 2021 verified as of Apr 12, 2021 at 09:25 AM

Data in this report are provisional and subject to change.

The table below includes the cities and counties of residence for cases in Florida residents based on the patient's ZIP Code. Note that city is not always received as part of the initial notification and may be missing while the case is being investigated.

City and county	Cases
Pompano Beach, Alachua	1
Palm City, Unknown	1
Old Town, Gilchrist	1
Oviedo, Leon	1
Opa Locka, Polk	1
Orem, Sarasota	1
Orem, Unknown	1
Porter Ranch, Dade	1
Raiford, Bradford	1
Ponte Vedra Beach, Orange	1
Port Orange , Volusia	1
Port Saint Lucie, Indian River	1
Ridgewood, Broward	1
Riverview, Manatee	1
Rochester, Broward	1
Roseland, Palm Beach	1
Republic, Monroe	1
Richmond, Palm Beach	1
Russellville, Hillsborough	1
Saint Augustine, Okaloosa	1
Westerville, Hillsborough	1
Wilbur By The Sea, Volusia	1
Willowbrook, Lee	1
Wilmington, Pasco	1
Winston Salem, Unknown	1
Winter Garden, Hillsborough	1
Wilton Manors, Dade	1
Woodland Hills, Brevard	1
Youngstown, Calhoun	1
Yulee, Duval	1
San Antonio, Dade	1
San Diego, Unknown	1
Sandyport, Dade	1
Sanford, Palm Beach	1
Sebastian, Lake	1
Steinhatchee, Alachua	1
Tampa, Escambia	1
Tampa, Manatee	1
Tangerine, Lake	1
University Of Central Florida, Hillsborough	1
Village Of Palm Springs, Palm Beach	1
Virginia Beach, Alachua	1
Webster, Pasco	1
Wekiva Springs, Orange	1
Union City, Bradford	1
University Of Central FI, Pasco	1
Sumter Ville, Unknown	1
Tallahassee, Escambia	1
Springhill, Unknown	1
Telluride, Lee	1
Tampa, Lee	1
South Otselic, Dade	1
Southampton, Palm Beach	1
Stockbridge, Leon	1
Sullivans Island, Dade	1
Pound Ridge, Leon	1
Richmond Heights, Dade	1
Ridge Manor, Hernando	1
Riverview, Pinellas	1

COVID-19: characteristics of 2,085,745 Florida resident cases

Data through Apr 11, 2021 verified as of Apr 12, 2021 at 09:25 AM

Data in this report are provisional and subject to change.

The table below includes the cities and counties of residence for cases in Florida residents based on the patient's ZIP Code. Note that city is not always received as part of the initial notification and may be missing while the case is being investigated.

City and county	Cases
Rochester, Lee	1
Rosemary Beach, Bay	1
Saint Cloud, Orange	1
Sevierville, Dade	1
Saint Petersburg, Dade	1
San Juan, Osceola	1
San Pedro Sula, Dade	1
Sandy, Duval	1
Parlin, Broward	1
Ponce, Orange	1
Port Charlotte Fl, Unknown	1
Port Saint Lucie, Duval	1
Plant City, Hendry	1
Plant City, Pinellas	1
Plantation, Unknown	1
Orlando, Highlands	1
Opa Locka, Unknown	1
Orem, Nassau	1
Northville, Broward	1
Ocala, Indian River	1
Ocoee, Broward	1
Olando, Orange	1
Ocoee, Polk	1
Tinley Park, Lee	1
University Of Central Fl, Dade	1
Windermere, Polk	1
Winter Park, Lake	1
West Lafayette, Desoto	1
West Simsbury, Collier	1
Wayne, Dade	1
Winter, Pinellas	1
Downers Grove, St. Lucie	1
Delrey Beach, Palm Beach	1
Export, Palm Beach	1
Fdsf, Unknown	1
Felda, Palm Beach	1
Flagler Beach, Volusia	1
Flora, Lee	1
Fort Myers, Lake	1
Fresno, Pasco	1
Fruitland Park, Sumter	1
Fwb, Unknown	1
Gainesville, Marion	1
Gastonia, Polk	1
Clearwater, Highlands	1
Clermont, Unknown	1
Columbia, Orange	1
Coral Gables, Unknown	1
Coral Springs, Unknown	1
Crestview, Dade	1
Dade City, Polk	1
Dania, Unknown	1
Darien, Pasco	1
Arcadia, Charlotte	1
Aspen, Palm Beach	1
Atl, Broward	1
Atlanta, Broward	1
Aurburndale, Polk	1
Aventura, Unknown	1

COVID-19: characteristics of 2,085,745 Florida resident cases

Data through Apr 11, 2021 verified as of Apr 12, 2021 at 09:25 AM

Data in this report are provisional and subject to change.

The table below includes the cities and counties of residence for cases in Florida residents based on the patient's ZIP Code. Note that city is not always received as part of the initial notification and may be missing while the case is being investigated.

City and county	Cases
Azalea Park, Sarasota	1
Bartow, Unknown	1
Biscayne Park, Broward	1
Boca Rotan, Unknown	1
Alpharetta, Alachua	1
Apalachicola, Leon	1
Brooksville, Columbia	1
Bryn Mawr, Collier	1
Canfield, Duval	1
Naugatuck, Lee	1
New Vernon, Sarasota	1
New York, Broward	1
Newport Beach, Palm Beach	1
North Adams, Manatee	1
North Little Rock, Palm Beach	1
Myakka, Duval	1
Missing, Baker	1
Middleburg, Unknown	1
Milford, Palm Beach	1
Milford, Polk	1
Minneapolis, Broward	1
Melbourne, Dade	1
Melbourne, Orange	1
Miami Beach, Palm Beach	1
Miami Granders, Dade	1
Johns Island, Wakulla	1
Killarney, Orange	1
Knoxville, Duval	1
Havanna, Gadsden	1
Jacksonville, Palm Beach	1
Hilliard, Dade	1
Hollywood, Leon	1
Holt, Unknown	1
Homestead, Monroe	1
Humble, Broward	1
Green, Clay	1
Greensburg, Orange	1
Greenville, Monroe	1
Gulf Shores, Escambia	1
Maitland, Unknown	1
Matlacha Island, Lee	1
Los Angeles, Polk	1
Lakeland, Pasco	1
Lakewood, Unknown	1
Lake City, Volusia	1
Orlando, Union	1
Ovido, Seminole	1
Oxford, Palm Beach	1
Opalocka, Dade	1
North Canton, Palm Beach	1
Oakland, Leon	1
Ocala, Alachua	1
Okeechobee, St. Lucie	1
Miamf, Dade	1
Miami G, Dade	1
Miami, Collier	1
Miami, St. Lucie	1
New Richmond, Volusia	1
Rio Dell, Volusia	1

COVID-19: characteristics of 2,085,745 Florida resident cases

Data through Apr 11, 2021 verified as of Apr 12, 2021 at 09:25 AM

Data in this report are provisional and subject to change.

The table below includes the cities and counties of residence for cases in Florida residents based on the patient's ZIP Code. Note that city is not always received as part of the initial notification and may be missing while the case is being investigated.

City and county	Cases
Rochelle, Volusia	1
Port Saint Lucie, Orange	1
Princeton, Alachua	1
Provincetown, Collier	1
Panama City, Walton	1
Palm Coast, Duval	1
Perry, Leon	1
Perth Amboy, Monroe	1
Shannon, Collier	1
Soddy Daisy, Broward	1
Soldotna, Broward	1
Saint Cloud, Lee	1
Saint Johns, Orange	1
San Antonio, Sarasota	1
San Antonio, Unknown	1
Sanford, Volusia	1
South Burlington, Orange	1
Spring Park, Alachua	1
St John, Broward	1
Steinhatchee, Madison	1
Wheaton, Lee	1
Wesley Chapel, Alachua	1
Umatilla, Alachua	1
University Of Central Florida, Monroe	1
Winter Park, Osceola	1
Wood River, Polk	1
Worcester, Palm Beach	1
Wilmington, Broward	1
Tangerine, Seminole	1
Tampa, Volusia	1
Tamarac, Seminole	1
Virginia Beach, Hernando	1
Waco, Broward	1
Washington, Broward	1
Tewksbury, Orange	1
Toms River, Dade	1
Winter Park, Alachua	1
Marshall, Palm Beach	1
Marianna, Calhoun	1
Lemoyne, Manatee	1
Los Angeles, Palm Beach	1
Lyndhurst, Broward	1
Magnolia Square, Osceola	1
Maitland, Alachua	1
Lake In The Hills, Columbia	1
Lake Placid, Alachua	1
Kingsland, Duval	1
Kissimmee, Brevard	1
Lawrence Township, Palm Beach	1
Las Vegas, Orange	1
Lake Worth Beach, Broward	1
Lander, Citrus	1
Gainesville, Baker	1
Gilmer, Dade	1
Grassy Key, Monroe	1
Floral, Escambia	1
Jacksonville, Manatee	1
Haverford, Hillsborough	1
Herrin, Orange	1

COVID-19: characteristics of 2,085,745 Florida resident cases

Data through Apr 11, 2021 verified as of Apr 12, 2021 at 09:25 AM

Data in this report are provisional and subject to change.

The table below includes the cities and counties of residence for cases in Florida residents based on the patient's ZIP Code. Note that city is not always received as part of the initial notification and may be missing while the case is being investigated.

City and county	Cases
Jamaica, Broward	1
Jupiter, Unknown	1
Jersey City, Polk	1
Bronx, Broward	1
Buffalo, Palm Beach	1
Bryant, Alachua	1
Carol Stream, Orange	1
Castleberry, Escambia	1
Apo, Pasco	1
Apopka, Flagler	1
99, Unknown	1
Alanson, Bay	1
Aollywoss, Dade	1
Boca Raton, Unknown	1
Bohealia, Lee	1
Blowing Rock, Polk	1
Belleair, Hillsborough	1
Dorchester, Orange	1
Estero, Collier	1
Fanning Springs, Levy	1
Felton, Manatee	1
Deland, Polk	1
Cumberland, Palm Beach	1
Dade City, Hillsborough	1
Dallas, Lee	1
De Leon Springs, Putnam	1
Dearborn, Lee	1
Clear Brook, Lee	1
Charlotte, Pasco	1
Crestview, Holmes	1
College Station, Lake	1
Columbus, Brevard	1
Cookeville, Seminole	1
Zolfo Springs, Polk	1
Yukon, Broward	1
Winter Garden, Pinellas	1
Winter Park, Broward	1
Westbrook, Dade	1
Wichita, Volusia	1
Winder Garden, Orange	1
Windermere, Leon	1
Windermere, Osceola	1
Windermere, Seminole	1
Winter Garden, Broward	1
Washington, Unknown	1
Wells, Polk	1
Venice, Unknown	1
Tulsa, Orange	1
Tiffin, Highlands	1
Sun City Center, Hardee	1
Sodus, Charlotte	1
Tallahassee, Duval	1
Tallahassee, Unknown	1
Tampa, Palm Beach	1
Tavares, Marion	1
Temple Terrace, Pasco	1
Shelton, Manatee	1
Spring Hill , Hernando	1
Spring Hill, Dade	1

COVID-19: characteristics of 2,085,745 Florida resident cases

Data through Apr 11, 2021 verified as of Apr 12, 2021 at 09:25 AM

Data in this report are provisional and subject to change.

The table below includes the cities and counties of residence for cases in Florida residents based on the patient's ZIP Code. Note that city is not always received as part of the initial notification and may be missing while the case is being investigated.

City and county	Cases
Starke, Clay	1
Stone Mountain, Palm Beach	1
Saint Petersburg, St. Lucie	1
Sandford, Seminole	1
Sarasota, Flagler	1
Saxis, Lee	1
Schenectady, Polk	1
Sebring, Lee	1
Peoria, Unknown	1
Parker, Dade	1
Parker, Leon	1
Palm Coast, Polk	1
Orlando, Columbia	1
Orlando, Indian River	1
Orlando, Sarasota	1
Oviedo, Brevard	1
Pacifica, Dade	1
Port Everglades, Broward	1
Plantation, Orange	1
Pompano Beach, Martin	1
Potomac, Palm Beach	1
Rex, Duval	1
Rye, Duval	1
Saint Cloud, Unknown	1
Saint Johns, Unknown	1
Navarre, Dade	1
North Pole, Seminole	1
North Port, Lee	1
Old Town, Alachua	1
Omaha, Palm Beach	1
Ona, Manatee	1
Oooooo, Unknown	1
Opa Locka, Broward	1
Orange Park , Duval	1
Ocoee, Osceola	1
Okeechobee, Broward	1
Orem, Broward	1
New Orleans, Palm Beach	1
Newark, Broward	1
Newburgh, Bay	1
East Hampton, Palm Beach	1
Deland, St. Lucie	1
Deltona, Orange	1
Cartersville, Unknown	1
Cypress, Leon	1
Davenport, Orange	1
Daytona Beach, Unknown	1
Fort Myers-, Lee	1
Fort Pierce, Unknown	1
Fort Myers, Manatee	1
Granada Hills, Broward	1
Guilford, Dade	1
Hailandale, Unknown	1
Foley, Escambia	1
Columbus, Dade	1
Conway, Leon	1
Coventry, Broward	1
Clermont, Seminole	1
Clermont, Volusia	1

COVID-19: characteristics of 2,085,745 Florida resident cases

Data through Apr 11, 2021 verified as of Apr 12, 2021 at 09:25 AM

Data in this report are provisional and subject to change.

The table below includes the cities and counties of residence for cases in Florida residents based on the patient's ZIP Code. Note that city is not always received as part of the initial notification and may be missing while the case is being investigated.

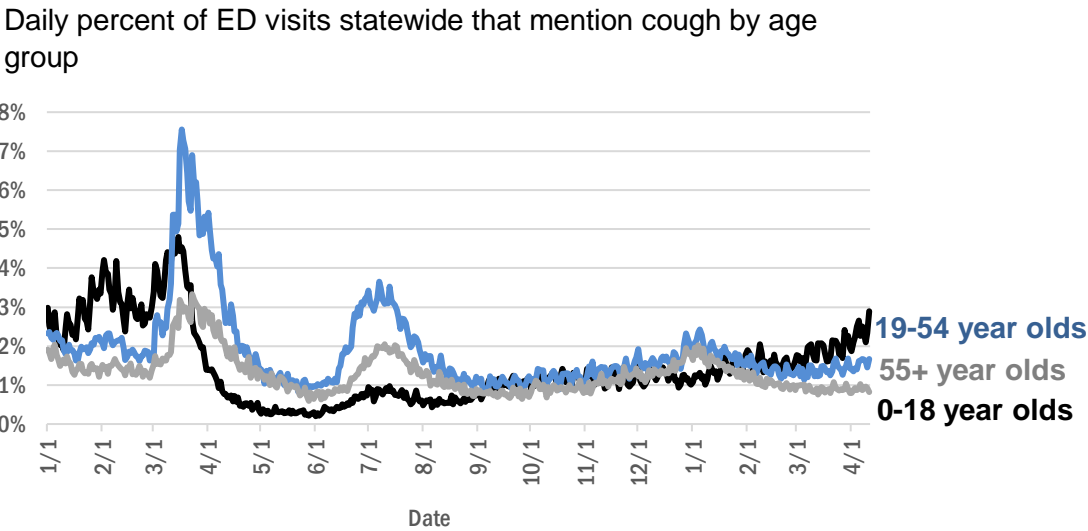
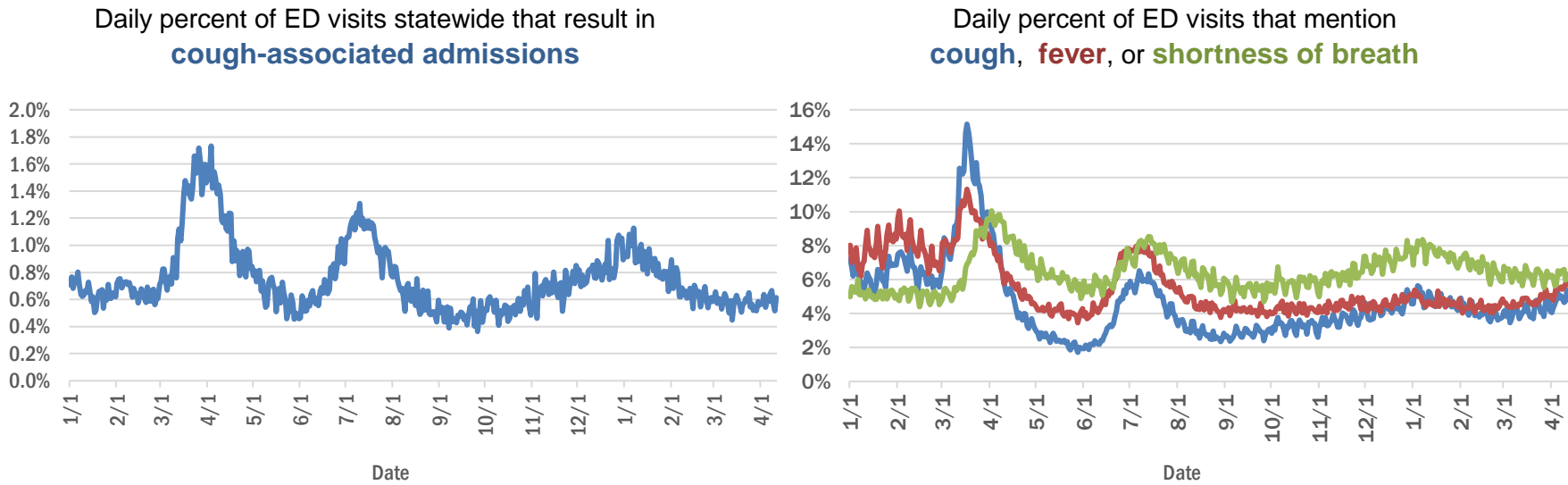
City and county	Cases
Clewiston, Glades	1
Bridgeport, Dade	1
Bronx, Palm Beach	1
Cambridge, Broward	1
Altoona, Marion	1
Anaheim, Unknown	1
Argyle, Walton	1
Athens, Duval	1
Bogota, Orange	1
Bradenton, Dade	1
Bradenton, Osceola	1
Leesburg, Marion	1
Lehigh Acres, Dade	1
Lewisburg, Pasco	1
Littleton, Dade	1
Los Angeles Ca, Unknown	1
Los Angeles, Hardee	1
Macdill Air Force Base, Hillsborough	1
Middlesburg, Duval	1
Miami Lakes, Unknown	1
Miami, Hillsborough	1
Miami, Manatee	1
Miami Beach, Broward	1
Margate, Dade	1
Marshall, Dade	1
Mary Esther, Unknown	1
Medford, Palm Beach	1
Gainesville, Duval	1
Harrison, Pinellas	1
Holly Ridge, Orange	1
Homeless, Polk	1
Homosassa, Hernando	1
Largo, Unknown	1
Lake City, Hamilton	1
Jerusalem, St. Johns	1
La Grange, Dade	1
Total	2,085,745

COVID-19: additional surveillance information

Data through Apr 11, 2021 verified as of Apr 12, 2021 at 09:25 AM

Data in this report are provisional and subject to change.

Statewide emergency department (ED) chief complaint and admission data



The Electronic Surveillance System for the Early Notification of Community-Based Epidemics (ESSENCE-FL) includes chief complaint data from 211 of 211 Florida EDs. Data are transmitted electronically to ESSENCE-FL daily or hourly.

COVID-19: testing by laboratory

Data through Apr 11, 2021 verified as of Apr 12, 2021 at 09:25 AM

Data in this report are provisional and subject to change.

The numbers in the table below represent the number of Florida and non-Florida residents for whom test results were received by the Department of Health. A person can be tested by more than one laboratory and can have both positive and negative results. **Therefore, the sum of the numbers in each column will be larger than the total number of people tested.**

Reporting lab	Inconclusive	Negative	Positive	Percent positive	Total
CURATIVE LABS	15,592	1,690,461	261,824	13%	1,967,877
LABORATORY CORPORATION OF AMERICA	2,611	1,661,323	226,040	12%	1,889,974
QUEST DIAGNOSTICS	12,072	1,399,466	205,652	13%	1,617,190
BIO REFERENCE LABORATORIES, INC	7,568	959,550	184,995	16%	1,152,113
HELIX	9,605	699,798	122,595	15%	831,998
REALTOX LABS LLC	6,742	613,387	100,777	14%	720,906
NOMI_HEALTH	3,201	516,519	71,500	12%	591,220
RCA LABORATORY SERVICES, LLC/GENETWORX		454,827	50,129	10%	504,956
GENETWORX	661	390,598	32,992	8%	424,251
CDR MAGUIRE - HEALTH CARE CENTER		338,622	51,562	13%	390,184
PALM BEACH BALLPARK		315,411	34,331	10%	349,742
PWNHEALTH	1,910	267,215	36,382	12%	305,507
IMPACT HEALTH BIOMETRIC TESTING, INC	1,045	228,970	27,493	11%	257,508
EAST FLORIDA STATE COLLEGE - BREVARD		212,886	26,986	11%	239,872
BPHL-JACKSONVILLE	18	195,899	33,626	15%	229,543
ADVENTHEALTH LAB	99	178,194	22,826	11%	201,119
FULGENT DIAGNOSTICS LABORATORY	3,820	171,264	19,576	10%	194,660
NOMI HEALTH LAB SERVICES		172,678	19,961	10%	192,639
BPHL-MIAMI	225	155,606	26,164	14%	181,995
MAKO GENOMICS	8,114	144,562	26,585	15%	179,261
CB SMITH PARK		150,114	18,792	11%	168,906
MAYO CLINIC LABORATORIES	339	142,235	17,677	11%	160,251
BAYCARE LABORATORIES LLC	634	142,081	12,126	8%	154,841
ELABNETWORK	1,059	139,043	11,917	8%	152,019
MEMORIAL REGIONAL HOSPITAL SOUTH	31	121,730	24,598	17%	146,359
AEGIS SCIENCES CORPORATION	1,202	119,604	19,584	14%	140,390
ORLANDO HEALTH SYSTEM	686	126,494	12,843	9%	140,023
ASCENSION SACRED HEART HOSPITAL - PENSACOLA	2	117,914	18,051	13%	135,967
BIOCOLLECTIONS WORLDWIDE, INC	743	114,246	13,720	11%	128,709
NORTHWEST LABORATORY	247	121,102	6,478	5%	127,827
AKESOGEN		98,500	19,003	16%	117,503
TESTING MATTERS INC	977	97,736	17,692	15%	116,405
ADVENT HEALTH LAB	112	101,258	13,955	12%	115,325
MEDICAL DIAGNOSTIC LABORATORIES	977	98,603	14,221	12%	113,801
BPHL-TAMPA (SPECTRUM BLVD)	45	93,077	17,176	16%	110,298
UF HEALTH MEDICAL LAB	33	100,577	9,514	9%	110,124
TAMPA GENERAL HOSPITAL	4	97,609	9,326	9%	106,939
DIATHERIX LABORATORIES (VRL EUROFINs)	1	87,535	12,951	13%	100,487
KORVALABS, INC	1,285	91,722	4,712	5%	97,719
BAPTIST HEALTH SOUTH FLORIDA	381	84,155	12,683	13%	97,219
SUNPATH MEDICAL DIAGNOSTICS LABORATORY	837	79,290	12,242	13%	92,369
ASCENSION ST VINCENT'S - RIVERSIDE	1	74,622	10,327	12%	84,950
SOUTH MIAMI HOSPITAL LAB	458	69,768	9,871	12%	80,097
LAKELAND REGIONAL MEDICAL CENTER	147	70,728	9,130	11%	80,005
JACKSON MEMORIAL HOSPITAL CLINICAL LAB	79	67,239	11,904	15%	79,222
INGENIOUS PERSONALIZED MEDICINE	232	58,393	11,830	17%	70,455
UF HEALTH SHANDS HOSPITAL	514	64,831	4,655	7%	70,000

COVID-19: testing by laboratory

Data through Apr 11, 2021 verified as of Apr 12, 2021 at 09:25 AM

Data in this report are provisional and subject to change.

The numbers in the table below represent the number of Florida and non-Florida residents for whom test results were received by the Department of Health. A person can be tested by more than one laboratory and can have both positive and negative results. **Therefore, the sum of the numbers in each column will be larger than the total number of people tested.**

Reporting lab	Inconclusive	Negative	Positive	Percent positive	Total
AMERICAN HEALTH ASSOCIATES	9	62,751	5,255	8%	68,015
APPLIED INGENUITY DIAGNOSTICS LLC		58,746	2,857	5%	61,603
AIT LABORATORIES		54,415	6,698	11%	61,113
MINUTECLINIC LLC		51,387	8,780	15%	60,167
BAPTIST HEALTH - JACKSONVILLE	4	52,672	4,075	7%	56,751
GENESIS REFERENCE LABORATORIES		50,129	5,341	10%	55,470
ARUP LABORATORIES	16	50,097	2,927	6%	53,040
TALLAHASSEE MEMORIAL HOSPITAL	241	45,997	5,564	11%	51,802
ADVENTIST HEALTH SYSTEMS SUNBELT INC DBA		45,975	5,795	11%	51,770
SARASOTA MEMORIAL HOSPITAL MAIN LAB	12	46,956	3,982	8%	50,950
BROWARD GENERAL MEDICAL CENTER-CLINICAL LAB	2	44,406	4,841	10%	49,249
NICKLAUS CHILDREN'S HOSPITAL	73	42,886	5,523	11%	48,482
FLORIDA HOSPITAL - TAMPA	37	43,510	3,489	7%	47,036
VIRACOR EUROFINS		35,900	9,843	22%	45,743
DWIC OF TAMPA BAY INC		39,152	5,132	12%	44,284
MILLENNIUM PHYSICIAN GROUP	17	36,483	7,115	16%	43,615
MEDFAST URGENT CARE CENTERS, LLC	20	36,843	5,556	13%	42,419
UNIVERSITY OF MIAMI HOSPITAL	150	38,295	3,866	9%	42,311
LEE HEALTH - CAPE CORAL HOSPITAL	3	36,059	5,809	14%	41,871
UF HEALTH JACKSONVILLE	56	36,417	4,147	10%	40,620
ECCO LAB GROUP CO	534	33,987	4,711	12%	39,232
AMELIA EARHART		32,729	5,251	14%	37,980
INTEGRATED REGIONAL LABORATORIES LLP	13	33,124	4,651	12%	37,788
ORANGE COUNTY CONVENTION CENTER		33,330	3,715	10%	37,045
MIAMI DADE COUNTY☐		32,091	3,527	10%	35,618
WALGREENS	36	29,982	5,551	16%	35,569
MOUNT SINAI MEDICAL CENTER	11	31,952	3,414	10%	35,377
NORTH FLORIDA REGIONAL MEDICAL CENTER		31,713	3,590	10%	35,303
BRANDON REGIONAL HOSPITAL		30,165	3,891	11%	34,056
ST JOSEPHS HOSPITAL LABORATORY	23	30,200	3,789	11%	34,012
STS LAB 2 LLC	6	31,003	1,668	5%	32,677
JUPITER MEDICAL CENTER LAB	85	29,682	2,878	9%	32,645
GENESIS MEDICAL LABORATORY	443	27,109	4,859	15%	32,411
NIGHT LITE PEDIATRIC CENTER LLC		29,005	3,073	10%	32,078
JFK MEDICAL CENTER LAB	1	27,230	3,453	11%	30,684
PALMETTO GENERAL HOSPITAL LAB	3	25,292	4,920	16%	30,215
HOLY CROSS HOSPITAL CLINICAL LAB	1	27,146	2,563	9%	29,710
WATSON CLINIC LLP		23,900	5,507	19%	29,407
AVENTUS BIO LABS	16	24,067	3,402	12%	27,485
MALABAR MEDICAL WALK IN CLINIC	1	22,533	4,420	16%	26,954
HEALTHLINK DIAGNOSTIC LABORATORIES	296	24,017	2,431	9%	26,744
INFINITY BIOLOGIX LLC (GINKO BIOWORKS)	112	25,429	1,198	4%	26,739
ACCESS DX LABORATORY	225	23,079	2,118	8%	25,422
CLEVELAND CLINIC TRADITION HOSPITAL		23,005	1,780	7%	24,785

COVID-19: testing by laboratory

Data through Apr 11, 2021 verified as of Apr 12, 2021 at 09:25 AM

Data in this report are provisional and subject to change.

The numbers in the table below represent the number of Florida and non-Florida residents for whom test results were received by the Department of Health. A person can be tested by more than one laboratory and can have both positive and negative results. **Therefore, the sum of the numbers in each column will be larger than the total number of people tested.**

Reporting lab	Inconclusive	Negative	Positive	Percent positive	Total
MORTON PLANT HOSPITAL-ADLER INSTITUTE	26	21,905	2,677	11%	24,608
CLEVELAND CLINIC HOSPITAL LAB	4	22,066	2,513	10%	24,583
MIAMI BEACH CONVENTION CENTER		22,475	1,697	7%	24,172
LAB DIAGNOSTICS LLC	396	17,886	5,361	23%	23,643
DRS CLACK SPENCER WHITE & MCCORMACK PA D/B/A		21,332	2,104	9%	23,436
PANCARE OF FLORIDA INC		20,864	2,521	11%	23,385
SAINT MARY'S MEDICAL CENTER	26	21,012	2,345	10%	23,383
UNITED CLINICAL LABORATORY LLC	3	20,177	2,638	12%	22,818
STATLAB_MOBILE	1	20,446	2,059	9%	22,506
NAPLES COMMUNITY HOSPITAL	73	19,854	2,056	9%	21,983
BAYFRONT HEALTH - ST PETERSBURG	17	19,178	2,579	12%	21,774
PATIENTS FIRST LAKE ELLA MEDICAL CENTER PA		18,047	3,290	15%	21,337
ADVENT HEALTH - DAYTONA BEACH	32	18,890	1,729	8%	20,651
EXACT SCIENCES LABORATORIES	1	18,177	2,307	11%	20,485
OSCEOLA REGIONAL MEDICAL CENTER	1	17,501	2,421	12%	19,923
LEESBURG REGIONAL MEDICAL CENTER		17,479	2,383	12%	19,862
HOMESTEAD HOSPITAL CLINICAL LABORATORY	27	16,192	3,419	17%	19,638
CLARITY LAB SOLUTIONS	104	17,385	2,045	10%	19,534
MEMORIAL HOSPITAL JACKSONVILLE	8	16,143	2,825	15%	18,976
NORTHWEST MEDICAL CENTER	1	16,541	2,289	12%	18,831
ORANGE PARK MEDICAL CENTER	9	15,354	2,752	15%	18,115
INDIAN RIVER PATHOLOGY LLC		16,607	1,300	7%	17,907
BETHESDA HOSPITAL EAST		16,243	1,595	9%	17,838
VISTA CLINICAL DIAGNOSTICS	490	15,405	1,927	11%	17,822
OAK HILL HOSPITAL		15,703	1,918	11%	17,621
DELRAY MEDICAL CENTER LAB	3	15,769	1,744	10%	17,516
SYNERGY DIAGNOSTIC LABORATORY	98	15,364	2,019	12%	17,481
HEALTH CENTER AT SINAI RESIDENCES		16,930	506	3%	17,436
LAWNWOOD REGIONAL MEDICAL CENTER	1	14,879	2,336	14%	17,216
BIOCERNA LABS	461	14,582	2,112	12%	17,155
ACCESS MEDICAL LABORATORIES	4	8,748	8,273	49%	17,025
MEMORIAL REGIONAL HOSPITAL CLINICAL LABORATORY	10	15,920	1,057	6%	16,987
WEST KENDALL BAPTIST HOSPITAL	14	13,754	3,115	18%	16,883
THE HEALTHCARE DISTRICT OF PALM BEACH COUNTY	51	14,574	2,057	12%	16,682
BAPTIST HEALTH - SOUTH		15,332	1,277	8%	16,609
ADVENTHEALTH CENTRA CARE LAKE BUENA VISTA		14,562	1,954	12%	16,516
WELLINGTON REGIONAL MED CTR LAB	6	14,468	1,799	11%	16,273
FULGENT DIAGNOSTICS	171	15,042	994	6%	16,207
LARGO MEDICAL CENTER		14,449	1,730	11%	16,179
WINTER HAVEN HOSPITAL CLINICAL LABORATORY	4	13,737	2,420	15%	16,161
MOLECULAR INFECTIOUS DISEASES	597	14,590	665	4%	15,852
NEMOURS CHILDRENS HOSPITAL	1	14,898	904	6%	15,803
UHEALTH CORAL GABLES/LENNAR MED CTR	49	14,574	1,060	7%	15,683
BAPTIST HEALTHCARE - BAPTIST HOSPITAL	6	12,418	3,246	21%	15,670
LABS ASAP LLC		14,226	1,442	9%	15,668

COVID-19: testing by laboratory

Data through Apr 11, 2021 verified as of Apr 12, 2021 at 09:25 AM

Data in this report are provisional and subject to change.

The numbers in the table below represent the number of Florida and non-Florida residents for whom test results were received by the Department of Health. A person can be tested by more than one laboratory and can have both positive and negative results. **Therefore, the sum of the numbers in each column will be larger than the total number of people tested.**

Reporting lab	Inconclusive	Negative	Positive	Percent positive	Total
PRIVA PATH LABS	80	14,516	1,001	6%	15,597
LEE HEALTH - LEE MEMORIAL HOSPITAL		11,778	3,681	24%	15,459
MEDICAL CENTER OF TRINITY CLINICAL LABORATORY	2	13,883	1,569	10%	15,454
PALMS WEST HOSPITAL LAB	2	13,335	2,045	13%	15,382
MEDRITE MEDICAL CARE, PC	6,839	7,646	732	5%	15,217
WEST FLORIDA HOSPITAL LAB	1	12,043	3,087	20%	15,131
CARDIOPATH	84	12,812	1,890	13%	14,786
WESTSIDE REGIONAL MED CTR	2	12,596	2,155	15%	14,753
NATIONWIDE LABORATORY SERVICES INC	521	12,488	1,718	12%	14,727
GOOD SAMARITAN MEDICAL CENTER LAB	2	12,850	1,850	13%	14,702
NONA SCIENTIFIC	5	11,526	3,167	22%	14,698
MERCY HOSPITAL A CAMPUS OF PLANTATION GEN HOSP LAB	1	12,460	2,222	15%	14,683
INDIAN RIVER MEDICAL CENTER LAB		13,669	852	6%	14,521
REGIONAL MEDCIAL CENTER BAYONET POINT	2	13,276	1,127	8%	14,405
THE VILLAGES REGIONAL HOSPITAL		12,825	1,402	10%	14,227
GULF COAST MEDICAL CENTER MICROLAB		11,034	2,921	21%	13,955
AVENTURA HOSPITAL LAB		11,075	2,529	19%	13,604
CORAL GABLES HOSPITAL CLINICAL LABORATORY		11,487	2,025	15%	13,512
BAPTIST HEALTH SOUTH FLORIDA - WEST KENDALL URGENT CARE		11,132	2,180	16%	13,312
CAPITAL REGIONAL MEDICAL CTR		10,817	2,426	18%	13,243
WEST BOCA MEDICAL CENTER LAB		12,222	961	7%	13,183
BLAKE MEDICAL CENTER		11,592	1,567	12%	13,159
HALIFAX MEDICAL CENTER LAB	38	11,143	1,928	15%	13,109
PRECISION HEALTH RESOURCES LLC		12,241	825	6%	13,066
ST ANTHONY'S HOSPITAL LAB	30	11,364	1,608	12%	13,002
MANATEE MEMORIAL HOSPITAL		11,826	1,080	8%	12,906
LEE HEALTH - HEALTH PARK MEDICAL CENTER		10,793	1,998	16%	12,791
PALM BEACH GARDENS MEDICAL CTR LAB		11,415	1,231	10%	12,646
GENOVA DIAGNOSTICS LABORATORY	67	11,204	1,095	9%	12,366
ST JOSEPHS HOSPITAL	18	10,574	1,760	14%	12,352
FLORIDA LABORATORY ANALYSIS		10,807	1,524	12%	12,331
PATHNOSTICS	41	9,697	2,436	20%	12,174
LAKE CITY HM		11,147	988	8%	12,135
BINAXNOW	9	9,181	2,881	24%	12,071
PWN HEALTH	17	9,934	2,079	17%	12,030
PLANTATION GENERAL HOSPITAL		10,184	1,827	15%	12,011
FLORIDA HOSPITAL HEARTLAND MED CTR CLINICAL LAB	33	10,482	1,491	12%	12,006
LARKIN COMMUNITY HOSPITAL	10	10,429	1,534	13%	11,973
LAKE CITY MEDICAL CENTER		9,699	2,269	19%	11,968
FLORIDA HOSPITAL WATERMAN LABORATORY	70	10,997	863	7%	11,930
PHYSICIANS REGIONAL MEDICAL CENTER - PINE RIDGE RD	1	10,706	1,209	10%	11,916
COAST DIAGNOSTICS LLC	45	10,409	1,254	11%	11,708
ST MARKS HOSPITAL LABORATORY B	78	10,627	1,002	9%	11,707
CernerELR_Advent		10,255	1,429	12%	11,684
FLORIDA MEDICAL CENTER - A CAMPUS OF NORTH SHORE	2	10,139	1,397	12%	11,538
EXPRESS GENE MOLECULAR DIAGNOSTICS LABORATORY	1	9,959	1,503	13%	11,463
VIKOR SCIENTIFIC	49	9,539	1,835	16%	11,423

COVID-19: testing by laboratory

Data through Apr 11, 2021 verified as of Apr 12, 2021 at 09:25 AM

Data in this report are provisional and subject to change.

The numbers in the table below represent the number of Florida and non-Florida residents for whom test results were received by the Department of Health. A person can be tested by more than one laboratory and can have both positive and negative results. **Therefore, the sum of the numbers in each column will be larger than the total number of people tested.**

Reporting lab	Inconclusive	Negative	Positive	Percent positive	Total
MEASE COUNTRYSIDE LAB	14	10,078	1,275	11%	11,367
CENTRAL FLORIDA REGIONAL HOSPITAL		10,138	1,190	11%	11,328
ADVENT HEALTH - WESLEY CHAPEL	14	10,238	1,056	9%	11,308
ADVENTHEALTH CENTRA CARE WATERFORD LAKES		9,436	1,838	16%	11,274
DOCTORS HOSPITAL	7	9,396	1,778	16%	11,181
NORTHSIDE HOSPITAL AND HEART INSTITUTE		10,005	1,096	10%	11,101
AMERICAN FAMILY CARE	1	6,591	4,506	41%	11,098
CORAL SPRINGS MED CTR		9,840	1,062	10%	10,902
JOHNS HOPKINS ALL CHILDREN'S HOSPITAL		10,186	692	6%	10,878
SARKIS CLINICAL TRIALS	25	9,523	1,328	12%	10,876
FLORIDA HOSPITAL DELAND	10	9,519	1,286	12%	10,815
LEON MEDICAL CENTERS LLC		8,573	2,187	20%	10,760
NCF DIAGNOSTICS & DNA TECHNOLOGIES LAB	166	9,966	535	5%	10,667
HEALTHQUEST ESOTERICS		9,089	1,553	15%	10,642
BAPTIST HEALTH SOUTH FLORIDA - COUNTRY WALK URGENT CARE		8,761	1,868	18%	10,629
LARKIN COMMUNITY HOSPITAL INC DBA CARDIOTROPIC		6,819	3,620	35%	10,439
ADVENTHEALTH CENTRA CARE ST CLOUD	1	8,920	1,446	14%	10,367
WEST PALM HOSPITAL LAB		9,544	798	8%	10,342
LABSTAT LLC	23	9,807	474	5%	10,304
SYNERGY LABORATORIES	34	8,910	1,168	12%	10,112
FAU		9,219	794	8%	10,013
AVECINA MEDICAL	4	6,205	3,786	38%	9,995
MEDARBOR DIAGNOSTICS	1	8,785	1,147	12%	9,933
OCALA REGIONAL MEDICAL CENTER		8,654	1,232	12%	9,886
P4 CLINICAL, LLC	205	8,682	969	10%	9,856
SRQ DRIVE THROUGH☐		8,944	905	9%	9,849
H LEE MOFFITT CANCER CENTER LABORATORY	2	9,574	256	3%	9,832
BROWARD HEALTH NORTH CLINICAL LABORATORY		8,726	1,093	11%	9,819
GENE BY GENE, GENOMICS RESEARCH CENTER LAB	44	9,111	605	6%	9,760
FLORIDA HOSPITAL FLAGLER	29	8,814	907	9%	9,750
AVECINA	20	9,006	704	7%	9,730
PALM BEACH BALL PARK		8,607	1,028	11%	9,635
NORTH SHORE MEDICAL CENTER		8,025	1,593	17%	9,618
BOSTON HEART DIAGNOSTICS CORP		8,407	1,207	13%	9,614
FLORIDA HOSPITAL OF CARROLLWOOD	23	8,126	1,331	14%	9,480
FLORIDA HOSPITAL ZEPHYRHILLS	10	8,382	1,054	11%	9,446
LEE DAVIS COMMUNITY RESOURCE CENTER		8,079	1,364	14%	9,443
LEE HEALTH - GULF COAST MEDICAL CENTER	2	7,674	1,762	19%	9,438
SANTA ROSA MEDICAL CENTER	2	7,717	1,502	16%	9,221
INFORM DIAGNOSTICS, INC		8,564	511	6%	9,075
BAPTIST HEALTH - BEACHES		8,392	666	7%	9,058
CERNERELR_BAYCARE	43	8,320	616	7%	8,979
ADVENTHEALTH CENTRA CARE UNIVERSITY	1	7,924	1,024	11%	8,949
ADVENTHEALTH CENTRA CARE CLERMONT		7,715	1,213	14%	8,928
ANNE BATES LEACH EYE HOSPITAL/ ABLEH MICROBIOLOGY LABORATORY	9	8,760	126	1%	8,895
CLEVELAND CLINIC MARTIN SOUTH HOSPITAL	1	7,925	949	11%	8,875
NCH DOWNTOWN NAPLES HOSPITAL	16	8,136	721	8%	8,873

COVID-19: testing by laboratory

Data through Apr 11, 2021 verified as of Apr 12, 2021 at 09:25 AM

Data in this report are provisional and subject to change.

The numbers in the table below represent the number of Florida and non-Florida residents for whom test results were received by the Department of Health. A person can be tested by more than one laboratory and can have both positive and negative results. **Therefore, the sum of the numbers in each column will be larger than the total number of people tested.**

Reporting lab	Inconclusive	Negative	Positive	Percent positive	Total
BAPTIST HEALTH SOUTH FLORIDA - MIAMI LAKES URGENT CARE		6,950	1,892	21%	8,842
INDIAN RIVER MEDICAL CENTER		7,779	1,036	12%	8,815
MEMORIAL HOSPITAL WEST LABORATORY SERVICES	14	7,947	776	9%	8,737
SOUTH BAY HOSPITAL CLINICAL LAB	1	7,814	917	11%	8,732
CLEVELAND CLINIC MARTIN NORTH HOSPITAL		7,783	947	11%	8,730
ADVENTHEALTH CENTRA CARE WINTER GARDEN	1	7,741	988	11%	8,730
ADVENTHEALTH CENTRA CARE WINTER PARK		7,826	899	10%	8,725
BAYCARE COMMUNITY HEALTH		8,520	198	2%	8,718
FLORIDA HOSPITAL OCALA		7,662	1,001	12%	8,663
MEMORIAL HOSPITAL MICRO		7,989	565	7%	8,554
KD MEDICAL CHOICE LLC	5	7,770	750	9%	8,525
POINCIANA MEDICAL CENTER		6,669	1,786	21%	8,455
ST LUCIE MEDICAL CENTER		6,781	1,563	19%	8,344
AVECINA MEDICAL OAKLEAF	3	6,977	1,330	16%	8,310
WEST MARION COMMUNITY HOSPITAL LAB		6,954	1,351	16%	8,305
ADVENTHEALTH CENTRA CARE LAKE LAND	1	7,172	1,097	13%	8,270
CERNERELR_BAPTISTMIAMI	31	7,313	862	11%	8,206
ISPM LABS, LLC DBA CAPSTONE DIAGNOSTICS, LLC		7,808	396	5%	8,204
LAKEWOOD RANCH MEDICAL CENTER		7,461	631	8%	8,092
NCH NORTH NAPLES HOSPITAL	9	7,307	771	10%	8,087
FLORIDA HOSPITAL FISH MEMORIAL	19	6,837	1,187	15%	8,043
ADVENTHEALTH CENTRA CARE LEE ROAD		7,161	853	11%	8,014
ATLANTIS URGENT CARE	12	6,148	1,705	22%	7,865
MORTON PLANT-MEASE	5	7,090	768	10%	7,863
ADVENTHEALTH CENTRA CARE HUNTERS CREEK	3	6,732	1,030	13%	7,765
ARCPOINT LABS OF FORT MYERS	5	6,775	928	12%	7,708
ADVENTHEALTH CENTRA CARE DR PHILLIPS		6,939	762	10%	7,701
QDX PATHOLOGY SERVICES	2	7,272	417	5%	7,691
BAPTIST HEALTH SOUTH FLORIDA - WESTCHESTER URGENT CARE		6,293	1,349	18%	7,642
ADVENTHEALTH CENTRA CARE SANFORD		6,695	924	12%	7,619
BAYFRONT HEALTH - PORT CHARLOTTE		6,995	585	8%	7,580
NCH NORTH NAPLES HOSPITAL LAB	15	6,733	830	11%	7,578
PARAMOUNT URGENT CARE	2	4,302	3,216	43%	7,520
HIALEAH HOSPITAL	4	5,868	1,641	22%	7,513
EMERALD COAST URGENT CARE		5,817	1,597	22%	7,414
ADVENTHEALTH CENTRA CARE LAKE MARY	2	6,432	970	13%	7,404
BAPTIST HEALTH SOUTH FLORIDA - DORAL URGENT CARE		5,903	1,444	20%	7,347
ADVENTHEALTH CENTRA CARE APOPKA	1	6,294	1,038	14%	7,333
ADVENTHEALTH CENTRA CARE MOUNT DORA		6,187	1,109	15%	7,296
LEE HEALTH CONVENIENT CARE - PAGE FIELD		6,440	794	11%	7,234
ADVENTIST HEALTH SYSTEMS, SUNBELT INC		6,251	946	13%	7,197
OVIEDO MEDICAL CENTER		6,453	733	10%	7,186
ADVENTHEALTH CENTRA CARE KISSIMMEE		6,439	717	10%	7,156
BAPTIST HEALTH - NASSAU		6,782	360	5%	7,142
SPORTS DRUG TESTING LABORATORY	111	6,836	174	2%	7,121
HOLIDAY CVS LLC		6,701	375	5%	7,076
MEDEXPRESS URGENT CARE OF BOYNTON BEACH LLC		6,461	570	8%	7,031

COVID-19: testing by laboratory

Data through Apr 11, 2021 verified as of Apr 12, 2021 at 09:25 AM

Data in this report are provisional and subject to change.

The numbers in the table below represent the number of Florida and non-Florida residents for whom test results were received by the Department of Health. A person can be tested by more than one laboratory and can have both positive and negative results. **Therefore, the sum of the numbers in each column will be larger than the total number of people tested.**

Reporting lab	Inconclusive	Negative	Positive	Percent positive	Total
EGLIN AIR FORCE BASE	14	5,338	1,670	24%	7,022
AVERO DIAGNOSTICS - IRVING	11	6,486	474	7%	6,971
MEDEXPRESS URGENT CARE	2	4,811	2,148	31%	6,961
COMMUNITY HEALTH CENTERS OF PINELLAS INC	1	5,627	1,331	19%	6,959
IMPERIAL POINT MEDICAL CENTER		6,324	603	9%	6,927
EMPIRE CITY LABORATORIES INC	84	5,814	957	14%	6,855
LUMINUS DIAGNOSTICS		6,282	556	8%	6,838
ST PETERSBURG GENERAL HOSPITAL		5,814	998	15%	6,812
ADVENTHEALTH CENTRA CARE ALTAMONTE		5,940	848	12%	6,788
ADVENTHEALTH EXPRESS CARE		5,605	1,172	17%	6,777
UNKNOWN	4	3,495	3,271	48%	6,770
DYNIX DIAGNOSTIX		6,014	638	10%	6,652
VISTA CLINICAL	8	3,886	2,716	41%	6,610
SUNCOAST PATHOLOGY ASSOCIATES		6,040	560	8%	6,600
MEDEXPRESS URGENT CARE HUDSON		5,688	906	14%	6,594
ST JOSEPHS NORTH HOSPITAL LAB	7	5,607	958	15%	6,572
CLINICAL REFERENCE LABORATORY	2	6,235	333	5%	6,570
ACUTIS DIAGNOSTICS	171	5,284	1,098	17%	6,553
SOLARIS DIAGNOSTICS	11	5,911	583	9%	6,505
MINUTECLINIC LLC		5,542	962	15%	6,504
FORT WALTON BEACH MEDICAL CENTER		5,573	917	14%	6,490
ADVENTHEALTH CENTRA CARE AZALEA PARK		5,482	910	14%	6,392
AHCC WESLEY CHAPEL		5,611	734	12%	6,345
FLORIDA HOSPITAL NORTH PINELLAS	11	5,774	504	8%	6,289
ADVENTHEALTH CENTRA CARE OVIEDO		5,322	872	14%	6,194
ADVENT HEALTH - HEART OF FLORIDA ER	1	5,360	827	13%	6,188
NORTHWEST FLORIDA COMMUNITY HOSPITAL	46	4,673	1,456	24%	6,175
MICROGEN DX	4	5,424	716	12%	6,144
BAPTIST HEALTH SOUTH FLORIDA - PEMBROKE PINES URGENT CARE		5,071	1,045	17%	6,116
MINUTECLINIC		5,176	872	14%	6,048
ANGEL KIDS PEDIATRICS		5,699	326	5%	6,025
MINUTECLINIC LLC #1067		5,169	819	14%	5,988
MINUTECLINIC LLC #3703		4,838	1,082	18%	5,920
BAYFRONT HEALTH - VENICE REGIONAL MEDICAL	1	5,374	537	9%	5,912
PUTNAM COMMUNITY MEDICAL CENTER		5,159	720	12%	5,879
DOCTORS URGENT CARE LLC	1	4,788	1,083	18%	5,872
PRO CLINIC		4,766	1,080	18%	5,846
ADVENTHEALTH CENTRA CARE LONGWOOD		5,105	722	12%	5,827
HOLMES REG MED CENTER CLINICAL LAB		5,170	649	11%	5,819
SOUTH FLORIDA BAPTIST HOSPITAL MICRO	4	4,817	961	17%	5,782
URGENT CARE OF THE PALM BEACHES		4,826	946	16%	5,772
WELLINGTON REGIONAL MEDICAL CENTER		5,282	464	8%	5,746
MINUTECLINIC LLC #8396		4,897	843	15%	5,740
ADVENTHEALTH CENTRA CARE SOUTH ORANGE		4,940	800	14%	5,740
FLORIDA COMMUNITY HEALTH CENTER		4,569	1,153	20%	5,722
LABORATORY OF FLORIDA LLC	41	5,174	473	8%	5,688
ADVENTHEALTH CENTRA CARE ORANGE LAKE		4,986	682	12%	5,668

COVID-19: testing by laboratory

Data through Apr 11, 2021 verified as of Apr 12, 2021 at 09:25 AM

Data in this report are provisional and subject to change.

The numbers in the table below represent the number of Florida and non-Florida residents for whom test results were received by the Department of Health. A person can be tested by more than one laboratory and can have both positive and negative results. **Therefore, the sum of the numbers in each column will be larger than the total number of people tested.**

Reporting lab	Inconclusive	Negative	Positive	Percent positive	Total
COASTAL MED URGENT CARE		4,114	1,535	27%	5,649
DOCTORS URGENT CARE OF LUTZ LLC	1	4,560	1,086	19%	5,647
FLORIDA FAMILY LABORATORY, INC DBA	45	5,141	442	8%	5,628
ADVENTHEALTH CENTRA CARE PORT ORANGE		4,692	899	16%	5,591
SUNRISE MEDICAL LABORATORIES	2	5,182	400	7%	5,584
HEALTH FIRST ADVENTHEALTH CENTRA CARE - TITUSVILLE		4,717	854	15%	5,571
MEDICAL DNA LABS LLC	3	5,019	480	9%	5,502
ADVENTHEALTH CENTRA CARE SAND LAKE		4,902	585	11%	5,487
MEDEXPRESS URGENT CARE - ROYAL PALM BEACH		4,860	591	11%	5,451
TROPICANA FIELD - LOT 2□	19	4,935	493	9%	5,447
UNIVERSITY HOSPITAL AND MEDICAL CENTER		4,147	1,288	24%	5,435
MEDCOMP SCIENCES LLC	121	3,294	1,998	37%	5,413
MEDEXPRESS URGENT CARE - ESTERO		4,832	567	11%	5,399
URGENT CARE CURE	2	4,640	751	14%	5,393
MEDEXPRESS URGENT CARE - GOLDEN GATE		4,752	638	12%	5,390
BAPTIST HEALTH - NORTH		4,267	1,105	21%	5,372
BAPTIST HEALTH SOUTH FLORIDA - CORAL SPRINGS URGENT CARE		4,584	767	14%	5,351
PALMS OF PASADENA HOSPITAL		4,781	565	11%	5,346
ESCAMBIA COMMUNITY CLINICS INC	8	4,047	1,289	24%	5,344
ADVENTHEALTH CENTRA CARE LEESBURG		4,371	972	18%	5,343
PEDIATRIC HEALTH CARE ALLIANCE PA		4,877	449	8%	5,326
ALTRU DIAGNOSTICS INC	4	5,108	183	3%	5,295
BAPTIST HEALTH SOUTH FLORIDA - KENDALE LAKES URGENT CARE		4,242	1,023	19%	5,265
MARTIN HOSPITAL SOUTH LAB		4,966	291	6%	5,257
WESTCHESTER HOSPITAL	23	4,255	942	18%	5,220
PHARMCO RX	2	4,917	300	6%	5,219
DOCTORS HOSPITAL OF SARASOTA CLINICAL LABORATORY		4,556	661	13%	5,217
BAPTIST HEALTH SOUTH FLORIDA - TAMIAMI TRAIL URGENT CARE		4,185	1,022	20%	5,207
MEDEXPRESS URGENT CARE PALM BEACH GARDENS		4,733	462	9%	5,195
THE CENTER FOR URGENT CARE	3	4,329	849	16%	5,181
HEALTH FIRST ADVENTHEALTH CENTRA CARE GATEWAY	1	4,643	524	10%	5,168
TRINITY SPRINGS		4,372	729	14%	5,101
TALLAHASSEE PRIMARY CARE ASSOCIATES		4,503	598	12%	5,101
RAULERSON HOSPITAL		4,225	834	16%	5,059
PARAMOUNT URGENT CARE - WINDERMERE	2	3,276	1,697	34%	4,975
MINUTE CLINIC LLC		4,323	643	13%	4,966
BAPTIST HEALTH SOUTH FLORIDA - CORAL GABLES (UNIVERSITY) URGENT CARE		4,258	694	14%	4,952
BAPTIST HEALTH SOUTH FLORIDA - PINECREST URGENT CARE		4,238	704	14%	4,942
BAPTIST HEALTH SOUTH FLORIDA - CORAL GABLES URGENT CARE		4,080	827	17%	4,907
MEDEXPRESS URGENT CARE - LAKELAND		4,259	593	12%	4,852
PARAMOUNT URGENT CARE INC	1	2,663	2,151	45%	4,815
BAYFRONT HEALTH - SEVEN RIVERS		4,378	407	9%	4,785
MINUTECLINIC LLC # 0709		4,017	757	16%	4,774
BAPTIST HEALTH SOUTH FLORIDA - PALMETTO BAY URGENT CARE		3,974	769	16%	4,743
BETHESDA HOSPITAL WEST		4,241	480	10%	4,721
FLAGLER HOSPITAL LABORATORY	8	3,653	1,035	22%	4,696
MEASE DUNEDIN HOSPITAL	5	4,145	494	11%	4,644

COVID-19: testing by laboratory

Data through Apr 11, 2021 verified as of Apr 12, 2021 at 09:25 AM

Data in this report are provisional and subject to change.

The numbers in the table below represent the number of Florida and non-Florida residents for whom test results were received by the Department of Health. A person can be tested by more than one laboratory and can have both positive and negative results. **Therefore, the sum of the numbers in each column will be larger than the total number of people tested.**

Reporting lab	Inconclusive	Negative	Positive	Percent positive	Total
ASCENSION SACRED HEART - EMERALD COAST		3,882	758	16%	4,640
BAYFRONT HEALTH - BROOKSVILLE		4,103	508	11%	4,611
NIGHT LITE PEDIATRICS	4	3,344	1,258	27%	4,606
PREMIER MEDICAL	2	4,492	94	2%	4,588
MOFFITT CANCER CENTER	6	4,413	97	2%	4,516
ADVENTHEALTH PROMPT CARE	2	3,268	1,225	27%	4,495
PREMIER URGENT CARE OF BREVARD LLC	4	3,914	559	12%	4,477
ADVENTHEALTH CENTRA CARE COLONIAL TOWN	2	3,994	472	11%	4,468
VENTURE MEDICAL OF FLORIDA LLC		4,133	335	7%	4,468
BAYFRONT HEALTH - PUNTA GORDA		4,061	329	7%	4,390
TWIN CITIES HOSPITAL	1	3,829	514	12%	4,344
MEMORIAL HOSPITAL- MIRAMAR	12	4,003	321	7%	4,336
DESOTO MEMORIAL HOSPITAL	3	3,560	766	18%	4,329
BAYFRONT HEALTH - SPRING HILL		3,967	358	8%	4,325
US BIOTEK LABORATORIES	15	3,941	369	9%	4,325
PALMS MEDICAL GROUP	5	2,978	1,336	31%	4,319
QUICK CARE MED PL	2	3,616	689	16%	4,307
ENGLEWOOD COMMUNITY HOSPITAL		3,910	380	9%	4,290
GENESIS DIAGNOSTICS		4,021	247	6%	4,268
BAYA PHARMACY & URGENT CARE		3,147	1,110	26%	4,257
ACCU REFERENCE MEDICAL LAB	9	3,442	795	19%	4,246
DOCTORS TEST CENTERS		3,743	481	11%	4,224
AMELIA URGENT CARE		2,583	1,620	39%	4,203
ADVENTIST HEALTH SYSTEMS SUNBELT IN DBA		3,723	474	11%	4,197
GENOSUR LLC	16	4,119	50	1%	4,185
LAKESIDE MEDICAL CENTER		3,306	830	20%	4,136
MINUTECLINIC LLC #3463		3,446	673	16%	4,119
MEDEXPRESS URGENT CARE CAPE CORAL		3,541	570	14%	4,111
ADVENTHEALTH CENTRA CARE		3,638	451	11%	4,089
NIGHT LITE PEDIATRICS URGENT CARE	1	3,417	649	16%	4,067
MINUTECLINIC LLC #3631		3,437	612	15%	4,049
MINUTECLINIC LLC 5852		3,430	572	14%	4,002
MINUTECLINIC LLC #5253		3,283	660	17%	3,943
ADVENTHEALTH CENTRA CARE WINTER HAVEN	1	2,952	981	25%	3,934
MINUTECLINIC LLC #5249		3,176	728	19%	3,904
MEDIPATH LLC		3,445	455	12%	3,900
BAPTIST HEALTH SOUTH FLORIDA - DAVIE URGENT CARE		3,184	691	18%	3,875
MC DIAGNOSTIC OF CONNECTICUT, PC #2220		3,326	532	14%	3,858
MEDEXPRESS URGENT CARE LEHIGH ACRES		3,313	529	14%	3,842
MINUTECLINIC LLC #5190		3,114	673	18%	3,787
SIPARADIGM LLC	55	3,455	258	7%	3,768
BAPTIST HEALTH SOUTH FLORIDA - WESTON URGENT CARE		3,255	490	13%	3,745
BAYFRONTVENICEREGIONAL		3,582	119	3%	3,701
HIGHLANDS REGIONAL MEDICAL CENTER		2,903	797	22%	3,700
MINUTECLINIC LLC #5854		3,084	609	16%	3,693
HOLIDAY CVS LLC DBA CVS PHARMACY #5154		3,530	98	3%	3,628
HEALTH FIRST ADVENTHEALTH CENTRA CARE COCOA		3,272	352	10%	3,624

COVID-19: testing by laboratory

Data through Apr 11, 2021 verified as of Apr 12, 2021 at 09:25 AM

Data in this report are provisional and subject to change.

The numbers in the table below represent the number of Florida and non-Florida residents for whom test results were received by the Department of Health. A person can be tested by more than one laboratory and can have both positive and negative results. **Therefore, the sum of the numbers in each column will be larger than the total number of people tested.**

Reporting lab	Inconclusive	Negative	Positive	Percent positive	Total
BARTOW REGIONAL MEDICAL CENTER	1	3,057	555	15%	3,613
CLARITY LAB SOLUTIONS LLC		3,608	4	0%	3,612
ADVENT HEALTH - NEW SMYRNA		2,974	633	18%	3,607
PRECISION HEALTH SOLUTIONS		3,409	176	5%	3,585
CARENOW URGENT CARE	1	2,227	1,355	38%	3,583
PROHEALTH	3	1,970	1,578	44%	3,551
BRASHEAR'S VITAL CARE CORP		2,797	738	21%	3,535
BAPTIST HEALTH SOUTH FLORIDA - BRICKELL URGENT CARE		2,911	612	17%	3,523
LOWER KEYS MEDICAL CENTER		3,214	304	9%	3,518
VERILY LIFE SCIENCES	2	3,442	52	1%	3,496
MINUTECLINIC LLC #3662		2,955	527	15%	3,482
BAPTIST HEALTH URGENT CARE AT SAWGRASS		2,875	584	17%	3,459
ADVENTHEALTH CENTRA CARE KIDS LAKE MARY		3,190	258	7%	3,448
MEDEXPRESS URGENT CARE - DELAND		3,068	377	11%	3,445
HEALTH FIRST ADVENTHEALTH CENTRA CARE MALABAR		3,097	331	10%	3,428
MIDWAY SPECIALTY CARE CENTER DIAGNOSTICS	38	3,149	238	7%	3,425
SPECTOR SCIENTIFIC LAB	14	2,498	906	27%	3,418
ADVENT HEALTH CENTRA CARE -WINTER PARK KIDS URGENT CARE	4	3,117	279	8%	3,400
MINUTECLINIC LLC #4415		2,879	516	15%	3,395
IMMOKALEE CHD		3,155	234	7%	3,389
MINUTECLINIC LLC #7886		2,917	446	13%	3,363
MINUTECLINIC LLC #7887		2,932	430	13%	3,362
MINUTECLINIC LLC # 3930		2,900	460	14%	3,360
MINUTECLINIC LLC #1771		2,838	521	16%	3,359
MINUTECLINIC LLC #5214		2,868	485	14%	3,353
PARAMOUNT URGENT CARE - ORLANDO		2,337	1,013	30%	3,350
PHYSICIANS REGIONAL MEDICAL CENTER - COLLIER BLVD	1	2,525	822	25%	3,348
EXACT SCIENCES LABORATORIES, LLC		3,062	285	9%	3,347
MEDONE PLLC		2,538	780	24%	3,318
MINUTECLINIC LLC #4458		2,757	540	16%	3,297
MEDEXPRESS URGENT CARE - VERO BEACH		2,865	428	13%	3,293
WALGREEN CO	2	2,903	371	11%	3,276
SCION LAB SERVICES LLC	26	3,003	245	7%	3,274
MINUTECLINIC LLC #7225		2,768	499	15%	3,267
MINUTECLINIC LLC # 0514		2,862	405	12%	3,267
MINUTECLINIC LLC #3814		2,774	492	15%	3,266
MINUTECLINIC, LLC #4015		2,603	662	20%	3,265
SELECT LABORATORIES - MARION COUNTY, FL LLC	5	2,888	308	10%	3,201
PRIMEHEALTH URGENT CARE INC		2,732	468	15%	3,200
BAPTIST HEALTH EMERGENCY CENTER COUNTRY WALK	1	2,701	493	15%	3,195
MINUTECLINIC LLC # 3686		2,727	464	15%	3,191
BMCT Molecular Diagnostics Subsection		2,668	520	16%	3,188
MINUTECLINIC LLC #3257		2,662	521	16%	3,183
AFC PHYSICIANS OF FLORIDA		2,446	737	23%	3,183
MINUTECLINIC, LLC #3204		2,635	520	16%	3,155
BAPTIST HEALTH - CLAY		2,724	413	13%	3,137
STEWART ROCKLEDGE HOSPITAL	1	2,769	358	11%	3,128

COVID-19: testing by laboratory

Data through Apr 11, 2021 verified as of Apr 12, 2021 at 09:25 AM

Data in this report are provisional and subject to change.

The numbers in the table below represent the number of Florida and non-Florida residents for whom test results were received by the Department of Health. A person can be tested by more than one laboratory and can have both positive and negative results. **Therefore, the sum of the numbers in each column will be larger than the total number of people tested.**

Reporting lab	Inconclusive	Negative	Positive	Percent positive	Total
MEMORIAL HOSPITAL PEMBROKE	3	2,765	356	11%	3,124
MARINERS HOSPITAL	1	2,825	295	9%	3,121
MINUTECLINIC LLC #1055		2,526	556	18%	3,082
ADVENTHEALTH CENTRA CARE CONWAY		2,604	470	15%	3,074
GESSLER CLINIC	2	2,111	946	31%	3,059
MINUTECLINIC LLC #3291		2,611	441	14%	3,052
MINUTECLINIC LLC #3003		2,478	558	18%	3,036
ACCESS POINT HEALTHCARE URGENT & PRIMARY CARE	2	2,344	686	23%	3,032
MARION E FETHER MEDICAL CENTER, THE		2,774	257	8%	3,031
MINUTECLINIC LLC #7973		2,606	401	13%	3,007
MINUTECLINIC, LLC #5817		2,486	512	17%	2,998
MINUTECLINIC LLC # 3579		2,474	514	17%	2,988
VETERANS AFFAIRS MEDICAL CENTER - ORLANDO	1	1,343	1,622	55%	2,966
MEDEXPRESS URGENT CARE CORAL SPRINGS		2,636	328	11%	2,964
MINUTECLINIC LLC #3748		2,411	550	19%	2,961
PARAMOUNT URGENT CARE - OVIEDO		2,060	896	30%	2,956
MINUTECLINIC LLC #3705		2,606	347	12%	2,953
KEYS AHEC SCHOOL MEDICAL CLINIC	15	2,805	129	4%	2,949
MEDEXPRESS FORT MYERS		2,561	362	12%	2,923
MINUTECLINIC LLC # 7933		2,584	338	12%	2,922
NXGEN MDX LLC	6	2,584	314	11%	2,904
MINUTECLINIC LLC #5924		2,474	418	14%	2,892
MINUTECLINIC LLC #7173		2,515	376	13%	2,891
MINUTECLINIC LLC #3255		2,558	333	12%	2,891
STONE CLINICAL LABORATORIES		2,790	96	3%	2,886
WALGREENS ORLANDO	3	2,538	340	12%	2,881
BLUE MED CONSULTANTS		2,753	108	4%	2,861
MINUTECLINIC, LLC (CLINIC 10699)		2,488	360	13%	2,848
MINUTECLINIC LLC #5216		2,449	391	14%	2,840
CAREFAST+	1	2,066	763	27%	2,830
BAPTIST HEALTH - OAKLEAF		2,373	453	16%	2,826
MINUTECLINIC LLC #3654		2,346	476	17%	2,822
MEDIQUICK URGENT CARE CENTERS INC		2,121	692	25%	2,813
BAPTIST HEALTHCARE - GULF BREEZE HOSPITAL	3	2,316	472	17%	2,791
CELESTA MEDICAL SERVICES LLC DBA - AMERICAN RESEARCH LABS		2,544	236	8%	2,780
CITRUS MEMORIAL HOSPITAL LABORATORY		2,251	504	18%	2,755
MINUTECLINIC LLC #4612		2,247	502	18%	2,749
SACRED HEART HEALTH SYSTEM, INC	1	1,871	872	32%	2,744
VA PAIN CLINIC	4	2,639	97	4%	2,740
BAY MEDICAL CENTER SACRED HEART HEALTH SYSTEM		2,128	604	22%	2,732
MEDEXPRESS URGENT CARE - CLEWISTON		2,274	453	17%	2,727
PHYSICIANS PRIMARY CARE	2	2,464	260	10%	2,726
MINUTECLINIC LLC #4024		2,372	345	13%	2,717
MINUTECLINIC LLC #3648		2,226	484	18%	2,710
MINUTECLINIC LLC #3285		2,358	348	13%	2,706
MINUTECLINIC LLC #1807		2,266	430	16%	2,696
ADVENT HEALTH - DADE CITY		2,361	324	12%	2,685

COVID-19: testing by laboratory

Data through Apr 11, 2021 verified as of Apr 12, 2021 at 09:25 AM

Data in this report are provisional and subject to change.

The numbers in the table below represent the number of Florida and non-Florida residents for whom test results were received by the Department of Health. A person can be tested by more than one laboratory and can have both positive and negative results. **Therefore, the sum of the numbers in each column will be larger than the total number of people tested.**

Reporting lab	Inconclusive	Negative	Positive	Percent positive	Total
HEALTH CARE DISTRICT OF PALM BEACH COUNTY	2	2,456	226	8%	2,684
AFC PHYSICIANS OF FLORIDA PA		2,120	533	20%	2,653
MINUTECLINIC LLC #476		2,289	359	14%	2,648
MINUTECLINIC LLC #4201		2,300	342	13%	2,642
MINUTECLINIC LLC #6007		2,252	383	15%	2,635
BAPTIST HEALTH SOUTH FLORIDA - MIAMI BEACH URGENT CARE		2,239	393	15%	2,632
EMERALD COAST URGENT CARE, LLC	1	1,970	660	25%	2,631
CHARLES AIESI CONSULTING INC	13	2,328	284	11%	2,625
MEDEXPRESS URGENT CARE BOCA RATON		2,377	237	9%	2,614
MINUTECLINIC LLC #1350		2,291	317	12%	2,608
MINUTECLINIC LLC #3635		2,248	351	14%	2,599
VITRO MOLECULAR LABORATORIES	50	2,363	183	7%	2,596
DONALD W ROBERTSON DO PA		2,013	566	22%	2,579
LAKELAND REGIONAL HEALTH PABLO		2,272	302	12%	2,574
MINUTECLINIC LLC #8381		2,232	339	13%	2,571
MINUTECLINIC LLC #1821		2,305	266	10%	2,571
ADVENT HEALTH - OCALA		2,124	447	17%	2,571
DR G'S URGENT CARE		2,204	334	13%	2,538
AMELIA EXPRESS CARE LLC	10	2,201	326	13%	2,537
MINUTECLINIC LLC #5069		2,133	403	16%	2,536
PATIENTS FIRST - THOMASVILLE ROAD		2,247	278	11%	2,525
JUPITER MEDICAL CENTER URGENT CARE		1,967	558	22%	2,525
EMERGENCY PHYSICIANS MEDICAL CENTER		1,401	1,106	44%	2,507
PARRISH MEDICAL CENTER	1	2,185	303	12%	2,489
MINUTECLINIC LLC #5157		2,163	320	13%	2,483
EMERALD COAST URGENT CARE LLC		1,825	657	26%	2,482
FLORIDA MEDICAL CLINIC	3	1,132	1,334	54%	2,469
TAMPA COMMUNITY HOSPITAL		2,105	346	14%	2,451
LAKE WALES MEDICAL CENTER INC		2,138	293	12%	2,431
BOND URGENT CARE LLC		1,828	592	24%	2,420
PHYSICIANS STAT LAB	3	1,076	1,340	55%	2,419
WHOLE FAMILY HEALTH CENTER INC		1,980	439	18%	2,419
COMMUNITY HEALTH NORTHWEST FLORIDA	4	1,856	555	23%	2,415
JACKSON HOSPITAL CLINICAL LABORATORY		2,096	314	13%	2,410
MINUTECLINIC, LLC # 4469		2,115	289	12%	2,404
ASCENSION SACRED HEART - GULF		1,819	539	23%	2,358
NCHMD INC		1,978	369	16%	2,347
INTELEX LABS, LLC		2,248	76	3%	2,324
MINUTECLINIC LLC #1815		2,067	249	11%	2,316
PHYSICIAN ASSOCIATES		2,070	241	10%	2,311
LEE HEALTH - COCONUT POINT CLINICAL LAB	2	1,872	433	19%	2,307
CORE DIAGNOSTIC LABORATORIES LLC	17	1,955	325	14%	2,297
MINI ER WATERFORD LAKES, THE		1,974	317	14%	2,291
MEDEXPRESS PORT CHARLOTTE		2,043	243	11%	2,286
MINUTECLINIC LLC #214		1,923	360	16%	2,283
ASSOCIATED PATHOLOGISTS, LLC	3	1,869	394	17%	2,266
MAGNOLIA DIAGNOSTICS, LLC	62	1,958	231	10%	2,251

COVID-19: testing by laboratory

Data through Apr 11, 2021 verified as of Apr 12, 2021 at 09:25 AM

Data in this report are provisional and subject to change.

The numbers in the table below represent the number of Florida and non-Florida residents for whom test results were received by the Department of Health. A person can be tested by more than one laboratory and can have both positive and negative results. **Therefore, the sum of the numbers in each column will be larger than the total number of people tested.**

Reporting lab	Inconclusive	Negative	Positive	Percent positive	Total
GENOME LLC	2	2,077	168	7%	2,247
UNIVERSITY OF NORTH FLORIDA STUDENT HEALTH		2,161	76	3%	2,237
PRIMEHEALTH URGENT CARE	1	1,865	361	16%	2,227
MINUTECLINIC LLC #3236		1,861	322	15%	2,183
FLOWERS HOSPITAL		1,982	192	9%	2,174
OPTUM LABS LLC	1	1,933	196	9%	2,130
PENSACOLA PEDIATRICS PA	1	1,950	175	8%	2,126
NCH NORTHEAST	7	1,668	441	21%	2,116
BAPTIST HEALTH EMERGENCY CENTER AT WEST CORAL WAY		1,688	398	19%	2,086
FIU-HEALTH AUXILIARY LABORATORY	6	1,946	126	6%	2,078
MARTIN HEALTH SYSTEM - ST LUCIE WEST		1,873	191	9%	2,064
MINUTECLINIC LLC #3637		1,660	394	19%	2,054
GENUS3		1,945	74	4%	2,019
WILLIAM OWEN PASS PARK		1,738	257	13%	1,995
BARDMOOR LABORATORY	9	1,679	306	15%	1,994
DOC SMILEYS URGENT CARE LLC		1,624	362	18%	1,986
LITTLE PINE PEDIATRICS	1	1,707	275	14%	1,983
MEDICAL CONSULTANTS OF FLORIDA, LLC	2	1,673	300	15%	1,975
DOC SMILEY'S URGENT CARE		1,706	247	13%	1,953
ARCPPOINT LABS		1,360	585	30%	1,945
MEDFAST URGENT CARE CENTERS LLC	2	608	1,325	68%	1,935
BAYFRONT HEALTH - CITRUS HILLS		1,660	223	12%	1,883
ADVANCED MEDICAL OF NAPLES LLC		1,658	194	10%	1,852
WHITE WILSON MEDICAL CENTER		479	1,362	74%	1,841
BROWNWOOD CARE CENTER		1,604	227	12%	1,831
LABORATORY SPECIALISTS OF MICHIGAN		1,511	318	17%	1,829
MINUTECLINIC, LLC #3245		1,482	344	19%	1,826
MIAMI JEWISH HEALTH SYSTEMS		1,745	73	4%	1,818
KETAMINE HEALTH CENTERS LLC	1	1,661	152	8%	1,814
STATMED OCALA	6	1,612	191	11%	1,809
GENESIS LABORATORY MANAGEMENT	14	1,539	244	14%	1,797
MINUTECLNIC LLC		1,573	224	12%	1,797
MINUTECLINIC LLC #8927		1,531	263	15%	1,794
NEIGHBORHOOD MEDICAL CENTER INC	17	1,574	183	10%	1,774
GRAVITY DIAGNOSTICS, LLC	5	1,600	161	9%	1,766
RIVER TOWN DIAGNOSTIC LLC		1,470	286	16%	1,756
MINUTECLINIC LLC #5187		1,529	218	12%	1,747
BIO-TECH CLINICAL LABORATORIES INC		1,517	221	13%	1,738
SPARROW HEALTHCARE	2	1,482	254	15%	1,738
IGENOMIX USA LLC	50	1,524	160	9%	1,734
READY RESPONDERS FLORIDA, PLLC		1,495	238	14%	1,733
Community_Health		1,533	199	11%	1,732
NORTH SHORE LONG ISLAND JEWISH HEALTH	1	1,634	90	5%	1,725
ED FRASER MEMORIAL HOSPITAL		1,464	247	14%	1,711
JW PLASTIC SURGERY		1,449	244	14%	1,693
LABTECH DIAGNOSTIC		1,387	290	17%	1,677
PROHEALTH MEDICAL CLINIC		1,033	635	38%	1,668

COVID-19: testing by laboratory

Data through Apr 11, 2021 verified as of Apr 12, 2021 at 09:25 AM

Data in this report are provisional and subject to change.

The numbers in the table below represent the number of Florida and non-Florida residents for whom test results were received by the Department of Health. A person can be tested by more than one laboratory and can have both positive and negative results. **Therefore, the sum of the numbers in each column will be larger than the total number of people tested.**

Reporting lab	Inconclusive	Negative	Positive	Percent positive	Total
OPTUMCARE FLORIDA LLC		1,351	288	18%	1,639
SHELL POINT NURSING PAVILION	1	1,554	73	4%	1,628
ELLENTON URGENT CARE		1,379	234	15%	1,613
OPTEO LABORATORY		1,568	35	2%	1,603
ER QUICKCARE PL		1,377	220	14%	1,597
PROJECT HEALTH, INC SUMTERVILLE	5	1,304	280	18%	1,589
SUNRISE URGENT CARE ASSOCIATES LLC D/B/A	9	1,101	479	30%	1,589
PATIENTS FIRST LAKE ELLA MEDICAL CENTER		1,422	157	10%	1,579
ASSURANCE SCIENTIFIC LABORATORIES	1	1,294	283	18%	1,578
MELBOURNE MEDICAL LABORATORY☐	2	1,366	203	13%	1,571
MEDEXPRESS URGENT CARE - JAX ATLANTIC BLVD		1,352	213	14%	1,565
TOM LEE COMMUNITY HEALTH CENTER		1,058	507	32%	1,565
BAPTIST HEALTH SOUTH FLORIDA - COUNTRY WALK URGENT CARE EXPRESS		1,320	241	15%	1,561
HEALTH CENTRAL CLINICAL LABORATORY		1,386	170	11%	1,556
FLORIDA DEPARTMENT OF HEALTH IN POLK COUNTY	2	1,192	358	23%	1,552
FIRST QUALITY LABORATORY		1,449	98	6%	1,547
BIOCERNA LLC	9	1,346	165	11%	1,520
UNIVERSITY OF ALABAMA AT BIRMINGHAM		1,471	48	3%	1,519
VRL EUROFINS		1,476	40	3%	1,516
PEDIATRIC HEALTH CARE ALLIANCE - NORTHDAL		1,384	132	9%	1,516
BAPTIST HEALTH SOUTH FLORIDA - KEY BISCANE URGENT CARE EXPRESS		1,306	188	13%	1,494
PARAMOUNT URGENT CARE VILLAGES		952	532	36%	1,484
INNOVATIVE TRANSFUSION MEDICINE, INC	11	1,291	175	12%	1,477
CAREMED CLINIC LLC	1	1,171	294	20%	1,466
BAPTIST HEALTHCARE - JAY HOSPITAL	3	1,087	373	25%	1,463
CAREFAST MURABELLA		967	490	34%	1,457
BROAD INSTITUTE CLINICAL SEQUENCING RESEARCH PLATFORM	13	1,395	49	3%	1,457
ADVANCE MEDICAL OF NAPLES		327	1,124	77%	1,451
NYU HOSPITALS CENTER CLINICAL LABORATORIES		1,398	46	3%	1,444
UHEALTH CLINIC AT WALGREENS		1,167	273	19%	1,440
ST ANNES NURSING CENTER		1,406	32	2%	1,438
UHEALTH DEERFIELD BEACH/UMSYLVESTER DEERFIELD BEACH LABORATORY	3	1,380	55	4%	1,438
QUICK CARE MED		1,142	295	21%	1,437
ADVENTHEALTH CENTRA CARE TRINITY		1,244	187	13%	1,431
TREASURE COAST MEDICAL ASSOCIATES INC		747	682	48%	1,429
SMA LAB	12	1,258	157	11%	1,427
PATIENTS CHOICE LABORATORIES		831	592	42%	1,423
TEMPUS CLINICAL LABORATORY	10	1,258	153	11%	1,421
PARAMOUNT URGENT CARE - CLERMONT		807	614	43%	1,421
COASTAL LABORATORIES	1	1,120	287	20%	1,408
MYTEST DIAGNOSTICS		1,332	68	5%	1,400
EUROFINS NTD, LLC		1,352	45	3%	1,397
PALM BAY HOSPITAL CLINICAL LABORATORY		1,016	377	27%	1,393
AMELIA EXPRESS CARE	1	772	616	44%	1,389
ABSOLUTE GENOMICS	2	1,152	217	16%	1,371
CREEKSIDE CARE CENTER	1	1,191	175	13%	1,367
ASCENSION ST VINCENT'S - SOUTHSIDE		1,308	49	4%	1,357

COVID-19: testing by laboratory

Data through Apr 11, 2021 verified as of Apr 12, 2021 at 09:25 AM

Data in this report are provisional and subject to change.

The numbers in the table below represent the number of Florida and non-Florida residents for whom test results were received by the Department of Health. A person can be tested by more than one laboratory and can have both positive and negative results. **Therefore, the sum of the numbers in each column will be larger than the total number of people tested.**

Reporting lab	Inconclusive	Negative	Positive	Percent positive	Total
APALACHEE CORRECTIONAL INSTITUTION EAST UNIT		1,322	26	2%	1,348
VAVA PARTNERS LLC		528	819	61%	1,347
PRIMARY CARE SOUTH INC		875	467	35%	1,342
ADDICTION LABS OF AMERICA	3	1,242	79	6%	1,324
AMERICAN SCIENTIFIC LABORATORIES LLC		1,286	19	1%	1,305
XPRESS URGENT CARE	4	1,097	196	15%	1,297
HOLIDAY CVS LLC DBA CVSPHARMACY #5155		1,223	63	5%	1,286
NORTH VISTA HOSPITAL LABORATORY		1,088	189	15%	1,277
LAB24 INC	3	595	676	53%	1,274
NAPLES URGENT CARE	1	821	435	35%	1,257
PALM HARBOR PHARMACY		1,091	166	13%	1,257
STAGEZERO LIFE SCIENCES INC	4	1,138	104	8%	1,246
SOLARIS HEALTHCARE PALATKA		1,137	103	8%	1,240
NORTH FLORIDA PEDIATRICS-TALLAHASSEE	1	1,131	103	8%	1,235
ST PETERSBURG PEDIATRICS	1	1,113	118	10%	1,232
LPG COCONUT POINT		1,026	204	17%	1,230
ADVANCED DIAGNOSTIC LABORATORY		1,181	47	4%	1,228
USF MORSANI CENTER FOR ADVANCED HEALTH CARE		1,072	148	12%	1,220
PALM BEACH ATLANTIC UNIVERSITY		1,183	37	3%	1,220
PROJECT HEALTH INC	4	1,036	177	15%	1,217
CLINICORE		1,124	91	7%	1,215
PROFESSIONAL HEALTH EXAMINERS DBA PROHEALTH	1	984	224	19%	1,209
CARENOW URGENT CARE – FORT PIERCE		860	348	29%	1,208
NORTH FLORIDA PEDIATRICS - LAKE CITY		981	219	18%	1,200
EPN URGENT CARE NAPLES	2	792	405	34%	1,199
COASTAL PEDIATRIC GROUP		1,039	156	13%	1,195
ACCESS MEDICAL LABS		746	448	38%	1,194
GROWING TOGETHER PEDIATRICS LLC		1,127	64	5%	1,191
ARCPOINT LABS OF CORAL SPRINGS FL		990	188	16%	1,178
PEDIATRICS OF CENTRAL FLORIDA PA	20	1,085	60	5%	1,165
COLLIER URGENT CARE CENTERS CREEKSIDE		1,015	137	12%	1,152
PENSACOLA PEDIATRICS	4	911	236	21%	1,151
CATALYST WALK IN CLINIC		911	232	20%	1,143
CAPSTONE HEALTHCARE		802	330	29%	1,132
VERITAS GENETICS	61	945	119	11%	1,125
STEWART REFERENCE LABORATORY	1	611	506	45%	1,118
EMERALD COAST PEDIATRICS		1,058	57	5%	1,115
TYNDALL AIR FORCE BASE		902	210	19%	1,112
GENEIQ		1,035	63	6%	1,098
XYZ LABORATORY	8	942	146	13%	1,096
PRIMARY CARE OF THE TREASURE COAST		950	134	12%	1,084
FISHERMENS HOSPITAL CLINICAL LAB		987	93	9%	1,080
PROFESSIONAL HEALTH EXAMINERS		925	147	14%	1,072
CAPE CANAVERAL HOSPITAL		783	287	27%	1,070
AMERICAN FAMILY CARE PENSACOLA WEST		533	533	50%	1,066
INTERLACHEN PEDIATRICS		1,024	41	4%	1,065
HENDRY REGIONAL MEDICAL CENTER CLINICAL LABORATORY		809	254	24%	1,063

COVID-19: testing by laboratory

Data through Apr 11, 2021 verified as of Apr 12, 2021 at 09:25 AM

Data in this report are provisional and subject to change.

The numbers in the table below represent the number of Florida and non-Florida residents for whom test results were received by the Department of Health. A person can be tested by more than one laboratory and can have both positive and negative results. **Therefore, the sum of the numbers in each column will be larger than the total number of people tested.**

Reporting lab	Inconclusive	Negative	Positive	Percent positive	Total
RAINBOW RIVER MEDICAL LABORATORY		978	83	8%	1,061
INTERLACHEN PEDIATRICS PA		1,002	55	5%	1,057
MINUTECLINIC, LLC DBA MINUTECLINIC #4717		1,007	42	4%	1,049
LENCO MEDICAL LABORATORY		991	55	5%	1,046
EAST LAKE PEDIATRICS		919	123	12%	1,042
HALIFAX MEDICAL CENTER-PORT ORANGE LAB		888	147	14%	1,035
MINUTE CLINIC INCORPORATE		988	37	4%	1,025
SPEARHEAD MEDICAL		928	97	9%	1,025
VRL EUROFINs - DALLAS		996	13	1%	1,009
VERITOR		850	158	16%	1,008
THE HEALTH CENTER OF PLANT CITY		926	77	8%	1,003
PHAROS HEALTH		756	247	25%	1,003
WOODLANDS MEDICAL SPECIALISTS		741	262	26%	1,003
ADVENTHEALTH EXPRESS CARE AT WALGREENS		862	129	13%	991
LAKELAND REGIONAL HEALTH - PWC/OB		36	954	96%	990
NORTH FLORIDA PEDIATRICS PA - SUWANNEE	3	853	129	13%	985
BAPTIST HEALTH - MD ANDERSON CANCER CENTER		957	5	1%	962
NORTH OKALOOSA MEDICAL CENTER		622	340	35%	962
HISTOPATHOLOGY SERVICES, LLC		848	107	11%	955
COVANCE CLINICAL RESEARCH UNIT INC		927	26	3%	953
CHILDRENS MEDICAL ASSOCIATION		863	87	9%	950
UNIVERSITY OF WEST FLORIDA STUDENT HEALTH SERVICES	1	820	127	13%	948
C.W. BILL YOUNG VA MEDICAL CENTER	1	21	923	98%	945
MOLECULAR TESTING LABS		852	89	9%	941
LOOP PEDIATRICS PA	3	789	148	16%	940
ENCOMPASS HEALTH		915	22	2%	937
NORTH SHORE LIJ URGENT CARE PC		874	55	6%	929
INTEGRITY LABORATORIES, LLC	4	758	165	18%	927
TACACHALE CLINICAL LABORATORY	1	876	49	5%	926
GENE TOX WORLDWIDE	60	736	125	14%	921
FAST TRACK URGENT CARE CENTER		4	915	100%	919
ALTAMONTE MD		704	215	23%	919
CONSULATE HEALTH CARE OF NEW PORT RICHEY	2	789	126	14%	917
VIERA HOSPITAL, INC		734	183	20%	917
CVS HEALTH		720	194	21%	914
NORTH FLORIDA PEDIATRICS PA	2	795	115	13%	912
CLARITY LABS		810	97	11%	907
DEPARTMENT OF CLINICAL LABS	1	884	20	2%	905
JACKSONVILLE BEACH PEDIATRIC CARE CENTER		839	66	7%	905
LEE COUNTY EMERGENCY MEDICAL SERVICE	1	777	121	13%	899
BREVARD HEALTH ALLIANCE		618	278	31%	896
NORTH FLORIDA MEDICAL GROUP		742	152	17%	894
Point of Care Testing	1	125	761	86%	887
BREVARD HEALTH ALLIANCE INC, THE		833	51	6%	884
MEDLAB DIAGNOSTICS, LLC		814	63	7%	877
CYPRESS VILLAGE	1	851	25	3%	877
REDI MED LLC		710	166	19%	876

COVID-19: testing by laboratory

Data through Apr 11, 2021 verified as of Apr 12, 2021 at 09:25 AM

Data in this report are provisional and subject to change.

The numbers in the table below represent the number of Florida and non-Florida residents for whom test results were received by the Department of Health. A person can be tested by more than one laboratory and can have both positive and negative results. **Therefore, the sum of the numbers in each column will be larger than the total number of people tested.**

Reporting lab	Inconclusive	Negative	Positive	Percent positive	Total
24 HOUR PEDIATIC CARE CENTER	4	803	59	7%	866
SPRING HILL HEALTH AND REHABILITATION CENTER		837	25	3%	862
NCHMD, INC SOUTHEAST IMMEDIATE CARE		669	191	22%	860
DOCTOR'S MEMORIAL HOSPITAL		694	165	19%	859
BETHESDA HEALTH URGENT CARE		727	131	15%	858
COASTAL PHYSICIANS, LLC		694	164	19%	858
SOLARIS HEALTHCARE CHARLOTTE HARBOR		795	50	6%	845
PALM GARDEN OF PORT SAINT LUCIE		835	10	1%	845
CRUCIAL CARE EMERGENCY MEDICINE DOCTORS		675	169	20%	844
Tampa Lakes Health and Rehabilitation Center	2	769	73	9%	844
AUGUSTUS LABS LLC		696	147	17%	843
FAMILY HEALTH CENTERS OF SWF LABS	2	737	102	12%	841
MINUTECLINIC LLC, #10357		829	6	1%	835
CARE ONE OF FLORIDA LLC		576	256	31%	832
CENTRAL FLORIDA HEALTH CARE INC		714	118	14%	832
EAST LAKE PEDIATRICS PA		754	75	9%	829
CALHOUN LIBERTY HOSPITAL		664	163	20%	827
ANY LAB TEST NOW	1	560	262	32%	823
PRIMARY CARE SERVICES AT ST ANDREWS ESTATES		821	1	0%	822
PEBBLEBROOK PHARMACY	1	689	129	16%	819
PALACE NURSING HOME & REHAB CENTER		780	38	5%	818
FAMILY HEALTH CENTERS OF SOUTHWEST FLORIDA INC		729	89	11%	818
FLORIDA HOSPITAL ORLANDO		743	74	9%	817
CLINICAL PATHOLOGY LABS INC		733	82	10%	815
ASAP LABS LLC	7	655	151	19%	813
PRIMARY CARE SERVICES AT INDIAN RIVER ESTATES		787	25	3%	812
LIFE CARE CENTER OF NEW PORT RICHEY		774	37	5%	811
FG RAPID RESULTS	5	470	336	41%	811
ASCENSION ST VINCENT'S - CLAY		775	35	4%	810
MIDWAY SPECIATLY CARE CENTER	1	584	222	28%	807
FLORIDA GULF COAST UNIVERSITY		614	192	24%	806
LAB DOCTOR		708	97	12%	805
Fernandina Beach Rehabilitation and Nursing Center	1	782	19	2%	802
AMERICAN MEDICAL RESPONSE		793	8	1%	801
GOLDEN GATE FAMILY CLINIC		332	467	58%	799
DYNIX DIAGNOSTICS	2	528	269	34%	799
NITE LITE PEDIATRICS		234	564	71%	798
TELESCOPE HEALTH LLC	4	671	121	15%	796
NONE		308	487	61%	795
FLAGLER COUNTY HEALTH DEPARTMENT	3	614	177	22%	794
BERNHARDT LABORATORIES	2	711	76	10%	789
Victoria Nursing and Rehabilitation Center		735	54	7%	789
VITAS HEALTHCARE CORPORATION OF FLA	1	776	5	1%	782
POINT WASHINGTON MEDICAL CLINIC	1	571	208	27%	780
DAIRY ROAD URGENT CARE	2	643	134	17%	779
SOUTHEAST ALABAMA MEDICAL CENT		720	56	7%	776
EXPRESS PHARMACY		714	57	7%	771

COVID-19: testing by laboratory

Data through Apr 11, 2021 verified as of Apr 12, 2021 at 09:25 AM

Data in this report are provisional and subject to change.

The numbers in the table below represent the number of Florida and non-Florida residents for whom test results were received by the Department of Health. A person can be tested by more than one laboratory and can have both positive and negative results. **Therefore, the sum of the numbers in each column will be larger than the total number of people tested.**

Reporting lab	Inconclusive	Negative	Positive	Percent positive	Total
VENICE REGIONAL BAYFRONT HEALTH (PULMONARY)		637	130	17%	767
MACDILL AIR FORCE BASE		713	51	7%	764
KENDALL HEALTHCARE PROPERTIES DBA	2	733	28	4%	763
AFC URGENT CARE CLEARWATER	1	171	588	77%	760
GULF COAST VILLAGE		716	40	5%	756
WILLOWBROOKE COURT AT EDGEWATER POINTE ESTATES		747	9	1%	756
ETHOS WELLNESS PHARMACY		708	48	6%	756
NORTHEAST FLORIDA NEUROLOGY CLINICS, INC		637	113	15%	750
MOORINGS PARK INSTITUTE, INC, THE		722	28	4%	750
PENSACOLA PEDIATRICS PA - TIGER POINT	22	718	8	1%	748
ORLANDO HEALTH AND REHAB CENTER		702	45	6%	747
SANTA ROSA MEDICAL GROUP		575	167	23%	742
ADVENT HEALTH LAB - ORLANDO		434	306	41%	740
PEDIATRIC HEALTHCARE ALLIANCE		695	42	6%	737
PHYSICIANS STAT LAB INC		647	90	12%	737
MAIN STREET MEDICAL CENTER		208	528	72%	736
PALM GARDEN OF VERO BEACH		687	46	6%	733
CITY MEDICAL OF NEW JERSEY, PC		661	68	9%	729
RESTORE HEALTH URGENT CARE		584	144	20%	728
MEDICAL CENTER OF DELTONA, INC		615	105	15%	720
BOND AND STEELE CLINIC PA		515	205	28%	720
DISNEY COVID TEST SITE		703	14	2%	717
Crestview Rehabilitation Center	5	583	129	18%	717
ADVENTHEALTH MEDICAL GROUP PROMPT CARE		506	210	29%	716
BOCA GRANDE HEALTH CLINIC		676	38	5%	714
LIFE CARE CENTER OF PENSACOLA		657	49	7%	706
GRAND COURT TAMPA		701	4	1%	705
MOUNT SINAI LABORATORY		670	34	5%	704
WHITE-WILSON MEDICAL CENTER - FORT WALTON BEACH		680	23	3%	703
CARITHERS PEDIATRIC GROUP		644	55	8%	699
PREMIER MEDICAL LABORATORY SERVICES	2	468	225	32%	695
BOND CLINIC PA PEDIATRICS DEPT		643	50	7%	693
ORANGE BLOSSOM FAMILY HEALTH		657	35	5%	692
J AND G MEDICAL GROUP LLC		570	120	17%	690
NORTH FL SOUTH GA HCS-LAKE CITY		676	14	2%	690
LIFE CARE CENTER OF ORANGE PARK		657	32	5%	689
BUFFALO CROSSING HEALTHCARE & REHABILITATION CTR		670	16	2%	686
GULF COAST MOLECULAR LABORATORIES	13	566	104	15%	683
NCH HEALTHCARE SYSTEM MICROBIOLOGY LAB		2	681	100%	683
SUWANNEE HEALTH AND REHABILITATION CENTER		677	5	1%	682
MILLER BIOCONNECT		614	67	10%	681
THE PRESERVE		668	10	1%	678
JOHN KNOX VILLAGE HEALTH CENTER		652	26	4%	678
MEDICAL FP - WHOLE FAMILY HEALTH CENTER		556	120	18%	676
NATURE COAST MEDICAL GROUP		561	115	17%	676
TREE HOUSE PEDIATRICS PLLC		606	67	10%	673
MINI ER ADULT AND PEDIATRIC URGENT CARE		574	98	15%	672

COVID-19: testing by laboratory

Data through Apr 11, 2021 verified as of Apr 12, 2021 at 09:25 AM

Data in this report are provisional and subject to change.

The numbers in the table below represent the number of Florida and non-Florida residents for whom test results were received by the Department of Health. A person can be tested by more than one laboratory and can have both positive and negative results. **Therefore, the sum of the numbers in each column will be larger than the total number of people tested.**

Reporting lab	Inconclusive	Negative	Positive	Percent positive	Total
MEDONE URGENT CARE CENTER		449	223	33%	672
ARTHREX MEDICAL CENTER	1	546	125	19%	672
PEDIATRIC HEALTHCARE ALLIANCE PA		620	52	8%	672
FORT MYERS INTERNAL MEDICINE, LLC		604	65	10%	669
WHITE WILSON MEDICAL CENTER PA - NAVARRE		545	122	18%	667
VETERANS AFFAIRS MEDICAL CENTER	1	44	617	93%	662
DIAMOND RIDGE HEALTH AND REHABILITATION		627	35	5%	662
MANOR PINES CONVALESCENT CENTER LLC	1	638	22	3%	661
ST JOHN'S NURSING CENTER		637	24	4%	661
MANOR CARE HEALTH SERVICES - FT MYERS		633	26	4%	659
CLEWISTON NURSING AND REHABILITATION CENTER		644	14	2%	658
POINT OF CARE TESTING SITE		630	26	4%	656
BALDWIN PEDIATRICS	1	624	30	5%	655
CLINICAL ENTERPRISE, INC		634	21	3%	655
HOLMES REGIONAL MEDICAL CENTER		11	643	98%	654
EDEN SPRINGS NURSING AND REHAB CENTER		542	111	17%	653
GOLDEN GLADES NURSING & REHABILITATION CTR		633	18	3%	651
MAVERICK LABS		461	188	29%	649
BHA CENTRAL COUNTY CLINIC		575	74	11%	649
NCH HEALTHCARE BONITA		508	138	21%	646
MID-FLORIDA PATHOLOGY		480	164	25%	644
LIFE CARE CENTER OF HILLIARD		621	22	3%	643
WILLOW BROOKE COURT AT INDIAN RIVER ESTATES		598	45	7%	643
MEDONE URGENT CARE AT ST. AUGUSTINE		216	426	66%	642
PALM GARDEN OF CLEARWATER		623	18	3%	641
VITAS HEALTHCARE CORP OF CENTRAL FL		611	25	4%	636
MAYFLOWER ASSISTED LIVING		627	7	1%	634
Signature HealthCare Center of Waterford		599	35	6%	634
PHYSICIANS PRIMARY CARE LAB	1	552	77	12%	630
WATSON THERAPEUTICS INC	1	592	33	5%	626
EMERALD SHORES HEALTH AND REHABILITATION		526	97	16%	623
NSPIRE HEALTHCARE MIAMI LAKES	8	599	15	2%	622
Ocala Family Medical Center Inc	2	540	77	12%	619
VETERANS AFFAIRS MEDICAL CENTER - JAMES A HALEY			617	100%	617
SEBASTIAN RIVER MEDICAL CENTER	2	441	174	28%	617
CHILDRENS CLINIC WEST FLORIDA PEDIATRICS		564	52	8%	616
RAINBOW PEDIATRIC CENTER PA		576	38	6%	614
CLIFFORD CHESTER SIMS STATE VETERANS		601	12	2%	613
HOLY CROSS HOSPITAL		12	598	98%	610
CONSULATE HEALTHCARE OF VERO BEACH	14	512	83	14%	609
BRISTOL AT TAMPA, THE	4	596	9	1%	609
SABAL PALMS HEALTH AND REHAB		557	52	9%	609
Southern Oaks Care Center	1	565	37	6%	603
DASCENA, INC	3	537	60	10%	600
PATIENTS FIRST - MAHAN DRIVE		164	436	73%	600
PALM GARDEN OF TAMPA		570	29	5%	599
CONTINENTAL CLINICAL RESEARCH, LLC		533	63	11%	596

COVID-19: testing by laboratory

Data through Apr 11, 2021 verified as of Apr 12, 2021 at 09:25 AM

Data in this report are provisional and subject to change.

The numbers in the table below represent the number of Florida and non-Florida residents for whom test results were received by the Department of Health. A person can be tested by more than one laboratory and can have both positive and negative results. **Therefore, the sum of the numbers in each column will be larger than the total number of people tested.**

Reporting lab	Inconclusive	Negative	Positive	Percent positive	Total
BAPTIST PRIMARY CARE	2	475	115	19%	592
BROOKDALE FORT MYERS CYPRESS LAKE		590	2	0%	592
HMA SANTA ROSA MEDICAL CENTER LLC DBA		469	122	21%	591
LIFEBRITE	2	375	214	36%	591
BALDOMERO LOPEZ STATE VETERANS NURSING HOME	2	584	4	1%	590
MANOR CARE NURSING CENTER OF SARASOTA FL LLC		503	87	15%	590
EXPRESS URGENT CARE LLC		1	588	100%	589
THERADOC		152	436	74%	588
VALENCIA HILLS HEALTH AND REHABILITATION CENTER		574	14	2%	588
CHILDRENS MEDICAL ASSOCIATION PA		521	67	11%	588
SEMINOLE NURSING PAVILION		577	8	1%	585
AMERICA'S PHARMACY LLC		515	70	12%	585
SHORELINE PHYSICIAN GROUP		364	219	38%	583
SOLARIS HEALTHCARE LAKE CITY		482	101	17%	583
DXTERITY DIAGNOSTICS	2	544	36	6%	582
Plantation Bay Rehabilitation Center		557	24	4%	581
HEARTLAND PEDIATRICS OF LAKE WALES		525	56	10%	581
SIGNATURE HEALTHCARE OF BROOKWOOD GARDENS		570	9	2%	579
SHORE ACRES CARE CENTER		538	40	7%	578
HARBOUR HEALTH CENTER		561	17	3%	578
PIONEER CLINICAL LAB LLC		470	107	19%	577
VILLA MARIA NURSING & REHAB CENTER INC	1	560	14	2%	575
AFC URGENT CARE FAMILY CARE			575	100%	575
QUOTIENT SCIENCES		558	17	3%	575
DAVITA LABORATORY		471	104	18%	575
Palm Garden of Ocala		475	98	17%	573
TENNESSEE DOH - NASHVILLE	2	504	66	12%	572
MEDICAL VB		451	121	21%	572
PALMETTO FAMILY HEALTHCARE	1	369	199	35%	569
CHURCH OF SCIENTOLOGY FLAG SERVICE ORGANIZATION		551	14	2%	565
PRINCIPLE LABORATORY	8	550	7	1%	565
PREMIER MEDICAL CENTER LLC	11	523	28	5%	562
ECCOLAB GROUP	1	148	413	73%	562
MICHAEL A MIDDLETON MD PA		532	29	5%	561
UNIVERSITY OF TAMPA INC, THE		545	15	3%	560
FOUNTAIN MANOR HEALTH AND REHAB CENTER	1	533	20	4%	554
The Sands at South Beach		549	4	1%	553
PALM GARDEN OF JACKSONVILLE	2	471	80	14%	553
HEALTH CENTER AT BRENTWOOD	1	506	46	8%	553
RUSKIN HEALTH CENTER		337	214	39%	551
NEMOURS CHILDERN'S HOSPITAL		453	98	18%	551
INTERNAL MEDICINE & PEDIATRICS OF TAMPA BAY PA		475	75	14%	550
VETERANS AFFAIRS MEDICAL CENTER - GAINESVILLE		3	547	99%	550
FLORIDA HOSPITAL WAUCHULA		407	142	26%	549
DOH - INDIAN RIVER		459	89	16%	548
VETERANS AFFAIRS MEDICAL CENTER - BAY PINES		18	529	97%	547
VITAE DIAGNOSTICS		534	13	2%	547

COVID-19: testing by laboratory

Data through Apr 11, 2021 verified as of Apr 12, 2021 at 09:25 AM

Data in this report are provisional and subject to change.

The numbers in the table below represent the number of Florida and non-Florida residents for whom test results were received by the Department of Health. A person can be tested by more than one laboratory and can have both positive and negative results. **Therefore, the sum of the numbers in each column will be larger than the total number of people tested.**

Reporting lab	Inconclusive	Negative	Positive	Percent positive	Total
MANOR OAKS NURSING & REHAB CENTER	5	539	2	0%	546
NCF DIAGNOSTICS & DNA TECHNOLOGIES	15	213	318	58%	546
WELL-BEING MEDICAL CENTER PLLC		497	49	9%	546
ADVENT HEALTH - DELTONA ER		459	87	16%	546
COASTAL URGENT CARE		428	116	21%	544
NEW YORK HOSPITAL LABORATORIES	1	529	14	3%	544
NAPLES CHILDREN'S URGENT CARE		477	66	12%	543
DOCTORS CENTER,THE		432	111	20%	543
HOPE HOSPICE AND COMMUNITY SERVICES INC	14	509	20	4%	543
FHMG FLORIDA HOSPITAL MEDICAL GROUP		501	42	8%	543
AFC URGENT CARE SEMINOLE	1		540	100%	541
FLORIDA DEPARTMENT OF HEALTH IN CALHOUN COUNTY		408	132	24%	540
The Manor at Blue Water Bay		480	60	11%	540
FLORIDA HOSPITAL MEDICAL GROUP		322	217	40%	539
AFC URGENT CARE		149	389	72%	538
FIRST CHOICE PEDIATRICS		434	103	19%	537
ARCPPOINTS LABS		469	67	13%	536
AFC URGENT CARE TYRONE		4	531	99%	535
MEMORIAL PEMBROKE 24/7 CARE CENTER		410	123	23%	533
RICARDO NAVARRO DO PA		459	73	14%	532
URGENT CARE EXPRESS LLC		198	332	63%	530
FLOMEDILAB		300	230	43%	530
MEDICAL CENTER CLINIC-IMMEDIATE CARE	1	423	104	20%	528
MED FAST URGENT CARE CENTER		260	268	51%	528
WEST GABLES HEALTH CARE CENTER		516	11	2%	527
RIVER GARDEN HEBREW HOME FOR THE AGED		469	56	11%	525
JACKSON MEMORIAL PERDUE MEDICAL CENTER		497	27	5%	524
SOUTHERN LABORATORY SERVICES OF NWF		485	38	7%	523
CITRUS NURSING CENTER LLC		474	47	9%	521
JACKSON MEMORIAL LONG TERM CARE CENTER		490	30	6%	520
DBI HEALTH INC		502	15	3%	517
NURSING PLUS OF BROWARD LLC	1	492	22	4%	515
FLORIDA DEPARTMENT OF HEALTH CLAY COUNTY	1	415	98	19%	514
LAUDERDALE NURSING CENTER LLC	1	494	19	4%	514
MEDFAST URGENT CARE CENTERS		231	283	55%	514
ENZO CLINICAL LABS INC	3	485	25	5%	513
6TH MEDICAL GROUP - MCDILL AFB	1	476	36	7%	513
STEWART SEBASTIAN RIVER MEDICAL CENTER		456	56	11%	512
THE PALACE AT HOMESTEAD	1	491	20	4%	512
Good Samaritan Society Kissimmee Village		446	65	13%	511
HILLCREST HEALTH CARE & REHABILITATION CENTER	3	491	15	3%	509
ST CLOUD REGIONAL MEDICAL CENTER CLINICAL LAB		394	113	22%	507
LIFE CARE CENTER OF PALM BAY□		478	28	6%	506
LITTLE PINE PEDIATRICS PLLC	3	442	61	12%	506
Palm Garden of Largo		502	4	1%	506
BROWARD PARTNERSHIP	6	492	8	2%	506
SUSANNA WESLEY HEALTH CENTER		467	37	7%	504

COVID-19: testing by laboratory

Data through Apr 11, 2021 verified as of Apr 12, 2021 at 09:25 AM

Data in this report are provisional and subject to change.

The numbers in the table below represent the number of Florida and non-Florida residents for whom test results were received by the Department of Health. A person can be tested by more than one laboratory and can have both positive and negative results. **Therefore, the sum of the numbers in each column will be larger than the total number of people tested.**

Reporting lab	Inconclusive	Negative	Positive	Percent positive	Total
BENTON PEDIATRICS INC		451	53	11%	504
CARENOW	2	283	217	43%	502
HERON POINTE HEALTH AND REHABILITATION	1	496	3	1%	500
CHAUTAUQUA REHABILITATION AND NURSING CENTER		490	10	2%	500
SAINTS 120 LLC	1	464	34	7%	499
ORLANDO HEALTH CENTER FOR REHABILITATION		485	14	3%	499
CLINICAL PATHOLOGY LABS		388	111	22%	499
SUNSHINE URGENT CARE LLC		346	152	31%	498
MANOR AT CARPENTERS		465	32	6%	497
GANDY CROSSING CARE CENTER	1	478	16	3%	495
PW WINDERMERE SUBTENANT LLC		492	2	0%	494
ASCEND CLINICAL	7	415	71	14%	493
PARKLANDS FACILITY INC	4	447	42	9%	493
PALM GARDEN OF WINTER HAVEN	3	473	16	3%	492
SANDBAY URGENT CARE		396	95	19%	491
HOSPICE OF THE FLORIDA SUNCOAST,THE		488	3	1%	491
FLO-MEDILAB SERVICES LLC		194	296	60%	490
ANCIENT CITY PEDIATRICS	1	468	18	4%	487
E-LAB OF FLORIDA		439	47	10%	486
CARE ONE OF FLORIDA	1	336	148	31%	485
SOLARIS HEALTHCARE OSCEOLA		460	24	5%	484
GOOD SAMARITAN CENTER		480	3	1%	483
NORTH FLORIDA RETIREMENT VILLAGE		479	3	1%	482
NEW PLANT CITY FAMILY CARE	1	262	218	45%	481
Solaris Healthcare Daytona	2	432	47	10%	481
HARTS HARBOR HEALTH CARE CENTER		457	24	5%	481
PALM GARDEN OF ORLANDO		446	34	7%	480
Quest Diag Unspecifd	1	320	159	33%	480
FAIRWAY OAKS CENTER LLC	6	468	6	1%	480
Colonial Lakes Health Care		434	45	9%	479
ADVENTHEALTH MEDICAL GROUP PROMPT CAR	1	348	130	27%	479
MAGNOLIA FAMILY URGENT CARE		433	46	10%	479
MOBILE MEDICAL ASSOCIATES PL	17	408	52	11%	477
MEDIPATH		51	426	89%	477
Cypress Cove Care Center		377	100	21%	477
NAVAL HOSPITAL - JACKSONVILLE		137	340	71%	477
ADVENTHEALTH EXPRESS CARE AT WALGREENS 49TH STREET		405	71	15%	476
MEMPHIS PATHOLOGY LABORATORY	5	448	23	5%	476
CONSULATE HEALTH CARE OF BAYONET POINT	4	463	7	1%	474
NEW YORK PRESBYTERIAN - CUMC CLINICAL		453	18	4%	471
ORLANDO VA MEDICAL CENTER			469	100%	469
NTD_EUROFINS_AIMS		429	40	9%	469
MEDSCAN LABORATORY INC	1	253	214	46%	468
ADDINGTON PLACE AT WELLINGTON GREEN		458	10	2%	468
Williston Care Center		403	63	14%	466
EPN URGENT CARE		83	382	82%	465
BROOKDALE PALMER RANCH	1	407	57	12%	465

COVID-19: testing by laboratory

Data through Apr 11, 2021 verified as of Apr 12, 2021 at 09:25 AM

Data in this report are provisional and subject to change.

The numbers in the table below represent the number of Florida and non-Florida residents for whom test results were received by the Department of Health. A person can be tested by more than one laboratory and can have both positive and negative results. **Therefore, the sum of the numbers in each column will be larger than the total number of people tested.**

Reporting lab	Inconclusive	Negative	Positive	Percent positive	Total
FLORIDA HOSPITAL HEARTLAND MED CTR LAKE PLACID		360	105	23%	465
ELLENTON PEDIATRICS		445	19	4%	464
APLS SERVICES LLC D/B/A CLEAR DIAGNOSTICS	13	443	8	2%	464
STARKE FAMILY MEDICAL CENTER		373	89	19%	462
ADVENT HEALTH - WESTCHASE ER		396	65	14%	461
THE PALACE MANAGEMENT - THE PALACE AT CORAL GABLES		458	3	1%	461
TIDEWELL HOSPICE INC	2	451	7	2%	460
Darcy Hall Of Life Care		446	13	3%	459
ABBAY DELRAY		452	6	1%	458
VITAS LUTHERAN TOWERS INPATIENT PROGRAM		394	64	14%	458
MOOSEHAVEN HEALTH CENTER		414	43	9%	457
TRINITY REGIONAL REHAB CENTER		436	19	4%	455
CLARIDGE HOUSE NURSING CENTER		437	18	4%	455
ASSOCIATESMD MEDICAL GROUP INC		389	66	15%	455
Solaris HealthCare Windermere		422	32	7%	454
Ocala Health and Rehabilitation Center		433	21	5%	454
EMERALD COAST PEDIATRICS & ADOL		391	63	14%	454
BONIFAY NURSING AND REHAB CENTER		422	31	7%	453
Q ANSWER LAB	1	392	59	13%	452
PORT SAINT LUCIE HOSPITAL		443	9	2%	452
BROOKSVILLE HEALTHCARE CENTER LLC		438	13	3%	451
BAPTIST PRIMARY CARE, INC		419	30	7%	449
Parkview Rehabilitation Center at Winter Park		439	10	2%	449
ADVENT HEALTH - TIMBERRIDGE ER		378	71	16%	449
HEALTHY STEPS PEDIATRICS		402	47	10%	449
VITAS HEALTHCARE CORPORATION		442	5	1%	447
Santa Rosa Center for Rehabilitation and Healing		375	71	16%	446
DIAMOND RIDGE HEALTH AND REHABILITATION CENTER		424	22	5%	446
SOLARIS HEALTHCARE MERRITT ISLAND		399	46	10%	445
SMA SPECIALTY MEDICAL LAB		120	325	73%	445
THE SPRINGS AT BOCA CIEGA BAY		432	11	2%	443
PINES OF SARASOTA		434	8	2%	442
NORTH FLORIDA REHABILITATION & SPECIALTY CARE		436	6	1%	442
PEDIATRICS BY THE SEA		422	19	4%	441
CLERMONT HEALTH AND REHABILITATION CENTER		409	32	7%	441
AMEERAH LABS, LLC	2	355	84	19%	441
EMERITUS AT NAPLES	2	437	1	0%	440
UNIVERSITY OF TAMPA STUDENT HEALTH AND SHC CLINICAL LABORATORY		278	162	37%	440
ST ANDREWS BAY SKILLED NURSING &		378	61	14%	439
UNIVERSITY OF CENTRAL FLORIDA HEALTH SERVICES		424	14	3%	438
KINDRED HOSPITAL	10	407	21	5%	438
DIGNITY HEALING, LLC		422	15	3%	437
PRO HEALTH		188	248	57%	436
ROLLINS COLLEGE WELLNESS CENTER		130	306	70%	436
Bardmoor Oaks Healthcare and Rehabilitation Center		422	14	3%	436
Manatee Springs Rehabilitation and Nursing Center		414	20	5%	434
PLANT CITY PEDIATRICS	1	348	84	19%	433

COVID-19: testing by laboratory

Data through Apr 11, 2021 verified as of Apr 12, 2021 at 09:25 AM

Data in this report are provisional and subject to change.

The numbers in the table below represent the number of Florida and non-Florida residents for whom test results were received by the Department of Health. A person can be tested by more than one laboratory and can have both positive and negative results. **Therefore, the sum of the numbers in each column will be larger than the total number of people tested.**

Reporting lab	Inconclusive	Negative	Positive	Percent positive	Total
APP-UNIPATH, LLC	2	416	15	3%	433
FLORIDA DEPT OF HEALTH IN BREVARD COUNTY	3	364	63	15%	430
AVECINA MEDICAL JULINGTON	1	240	189	44%	430
SOLARIS HEALTHCARE BAYONET POINT		412	17	4%	429
Life Care Center of Punta Gorda	1	414	14	3%	429
TREASURE COAST COMMUNITY HEALTH	3	354	71	17%	428
INDIAN RIVER CTR, LLC		376	52	12%	428
ABBOTT DIAGNOSTICS		408	18	4%	426
PALM GARDEN OF WEST PALM BEACH□	4	405	15	4%	424
FLORIDA DEPARTMENT OF HEALTH IN LIBERTY COUNTY	3	324	97	23%	424
FAMILY CARE PARTNERS OF NORTHEAST FLORIDA LLC		346	77	18%	423
QUALITOX LABORATORIES		242	181	43%	423
Destin Healthcare and Rehabilitation Center	1	381	40	9%	422
LEHIGH REGIONAL MEDICAL CENTER LAB	2	372	47	11%	421
ORCHARD PARK HEALTH & REHABILITATION		415	5	1%	420
GARCIA CLINICAL LABORATORY		28	392	93%	420
AYERS HEALTH & REHABILITATION CENTER		413	7	2%	420
JAMES A HALEY VETERANS HOSPITAL			414	100%	414
HEALTHWORKS MED GROUP OF FLORIDA PA	3	401	9	2%	413
ENCOMPASS HEALTH REHABILITATION HOSPITAL OF SUNRISE	8	397	7	2%	412
BLOUNTSTOWN REHABILITATION CENTER LLC		306	106	26%	412
WATERMARK LAKE POINTE WOODS LLC		394	18	4%	412
ST PETERSBURG PEDIATRICS-PARK BLVD		374	37	9%	411
WHITE-WILSON MEDICAL CENTER - NICEVILLE		364	47	11%	411
VILLAGE DOCTORS OF KEYSTONE		326	84	20%	410
AMBULATORY SURGERY CENTER OF BOCA RATON LTD		406	4	1%	410
FLORIDA DEPARTMENT OF HEALTH		360	50	12%	410
WELL HEALTH WORKS	1	363	46	11%	410
MINUTECLINIC LLC #3671		366	44	11%	410
Timberridge Center for Rehabilitation and Healing		375	35	9%	410
Bayside Care Center	1	389	20	5%	410
PALMS OF SEBRING		372	37	9%	409
LIFE CARE CENTER OF WINTER HAVEN		390	18	4%	408
DIAGNOSTIC & CLINICAL CARE SERVICES INC DBA		326	82	20%	408
BROOKDALE LAKE TAVARES		402	6	1%	408
AVANTE AT OCALA INC	2	375	31	8%	408
Consulate Health Care of North Fort Myers		394	13	3%	407
TIDE LABORATORIES		362	45	11%	407
Life Care Center of Ocala		336	69	17%	405
BRIDGEWATER PARK HEALTH AND REHAB		374	31	8%	405
SUNLAND MARIANNA COX MEDICAL CENTER		362	43	11%	405
MANORCARE HEALTH SERVICES - VENICE		348	56	14%	404
TRI-COUNTY NURSING AND REHABILITATION CENTER INC		389	15	4%	404
SEASIDE HEALTH AND REHABILITATION CENTER		345	58	14%	403
MANOR CARE OF BOYNTON BEACH LLC		378	24	6%	402
FAMILY EXPRESS URGENT CARE		5	397	99%	402
ST PETERSBURG PEDIATRICS-SEMINOLE BLVD		330	71	18%	401

COVID-19: testing by laboratory

Data through Apr 11, 2021 verified as of Apr 12, 2021 at 09:25 AM

Data in this report are provisional and subject to change.

The numbers in the table below represent the number of Florida and non-Florida residents for whom test results were received by the Department of Health. A person can be tested by more than one laboratory and can have both positive and negative results. **Therefore, the sum of the numbers in each column will be larger than the total number of people tested.**

Reporting lab	Inconclusive	Negative	Positive	Percent positive	Total
PruittHealth Panama City	1	335	64	16%	400
LIFE CARE PONTE VEDRA INC		388	11	3%	399
PEDIATRICS IN BREVARD PA		343	56	14%	399
ATLANTIC SHORES NURSING AND REHAB CENTER	1	388	10	3%	399
ADVENTHEALTH EXPRESS CARE AT		326	72	18%	398
PALM BEACH COUNTY FIREFIGHTERS HEALTH CLINIC, LLC		337	60	15%	397
TUSKAWILLA NURSING AND REHAB CENTER	2	388	7	2%	397
UR MEDICINE LABS- CENTRAL LABORATORY		369	25	6%	394
MINI ER AND URGENT CARE		289	105	27%	394
NATIONS BEST FAMILY HEALTH CARE		213	180	46%	393
THE VILLAGES REGIONAL HOSPITAL FREESTANDING		350	42	11%	392
AZALEA TRACE PHYSICIAN SERVICES		387	5	1%	392
ORCHARD RIDGE CARE AND REHABILITATION CENTER		373	19	5%	392
HCSO OCCUPATIONAL HEALTH AND WELLNESS CENTER		314	78	20%	392
PENSACOLA PEDIATRICS - PACE		377	13	3%	390
FLORIDA HEART & VASCULAR MULTISPECIALTY GROUP PA		288	102	26%	390
HOLISTIX TREATMENT CENTERS		379	10	3%	389
BARBER		13	376	97%	389
SAMANTHA WILSON CARE CENTER	4	373	11	3%	388
Bay Breeze Senior Living and Rehabilitation Center		333	53	14%	386
PEDIATRIC ASSOCIATES OF OCALA PA		349	36	9%	385
ONESTOP MEDICAL AND URGENT CARE LLC		335	49	13%	384
Stacey Health Care Centers Inc. dba Riverside Care Center		353	30	8%	383
WALGREENS 3173		349	34	9%	383
ELMCROFT PINECREST	1	355	27	7%	383
University Crossing		380	1	0%	381
BROOKDALE PADDOCK HILLS	2	377	2	1%	381
BOULEVARD REHABILITATION CENTER		366	15	4%	381
SERENADES IN THE VILLAGES		327	53	14%	380
SEA BREEZE REHAB AND NURSING CENTER□		370	9	2%	379
OKEECHOBEE COUNTY HEALTH DEPT	1	271	107	28%	379
BARTON HEALTH ALLIANCE	3	331	45	12%	379
ORLANDO ORTHOPAEDIC OUTPATIENT SURGERY CENTER LLC		376	3	1%	379
HEALTH PARK CARE CENTER		370	7	2%	377
SPECIALTY HEALTH AND REHABILITATION CENTER		352	25	7%	377
HARDEE MANOR HEALTH CARE CENTER	1	373	3	1%	377
BAYA PHARMACY WEST		8	368	98%	376
HEALTH CENTRAL PARK		309	66	18%	375
SIGNATURE HEALTHCARE OF NORTH FLORIDA		371	4	1%	375
TAMARAC REHABILITATION & HEALTH CENTER		370	5	1%	375
FAIR HAVENS CENTER, OPCO		368	7	2%	375
ACCESS MEDICAL CENTER	1	344	29	8%	374
SABAL DIRECT PRIMARY CARE, PA		306	67	18%	373
FLORIDA STATE HOSPITAL CLINICAL LABORATORY		370	3	1%	373
ROSEWOOD HEALTH AND REHABILITATION CENTER		350	23	6%	373
HARDEE COUNTY HEALTH DEPARTMENT		298	74	20%	372
HENDRY REGIONAL MEDICAL CENTER		107	265	71%	372

COVID-19: testing by laboratory

Data through Apr 11, 2021 verified as of Apr 12, 2021 at 09:25 AM

Data in this report are provisional and subject to change.

The numbers in the table below represent the number of Florida and non-Florida residents for whom test results were received by the Department of Health. A person can be tested by more than one laboratory and can have both positive and negative results. **Therefore, the sum of the numbers in each column will be larger than the total number of people tested.**

Reporting lab	Inconclusive	Negative	Positive	Percent positive	Total
AVANTE AT MT DORA		364	7	2%	371
URGENT CARE BETHESDA	1	318	52	14%	371
OCEAN VIEW NURSING AND REHAB CENTER		349	21	6%	370
INFORM DIAGNOSTICS		361	9	2%	370
PEDIATRIC HEALTH CARE ALLIANCE, PA		331	39	11%	370
ADVENT HEALTH - TAMPA		148	221	60%	369
solaris Healthcare Parkway	2	350	17	5%	369
VETERANS AFFAIRS MEDICAL CENTER - LAKE CITY		52	315	86%	367
BAY VILLAGE OF SARASOTA INC		364	3	1%	367
EPWORTH VILLAGE RETIREMENT COMMUNITY		361	6	2%	367
TRENTON MEDICAL CENTER INC DBA PALMS MEDICAL GROUP	4	270	93	25%	367
PENSACOLA PEDIATRICS, PA		349	17	5%	366
VILLAGE DOCTORS FAMILY MEDICAL CENTER OF		302	64	17%	366
Coastal Health and Rehabilitation Center		354	11	3%	365
MADISON FACILITY INC		357	7	2%	364
BAPTIST PRIMARY CARE INC	1	335	27	7%	363
MIDWAY SPECIALTY CARE CENTER	3	246	114	31%	363
EXCEL PEDIATRICS		307	56	15%	363
SPRINGTREE REHAB & HEALTH CARE CENTER		338	24	7%	362
24/7 PEDIATRIC CARE CENTERS INC		340	21	6%	361
CORAL TRACE HEALTH CARE☐	2	353	5	1%	360
COLOR GENOMICS, INC.	2	351	6	2%	359
SUN COUNTRY PEDIATRICS PLLC	9	318	31	9%	358
SANFORD LABORATORIES		332	26	7%	358
HAINES CITY REHABILITATION AND NURSING CENTER		334	24	7%	358
Palmetto Subacute Care Center		345	11	3%	356
Life Care Center at Inverrary		346	10	3%	356
BAYSHORE DIAGNOSTICS		311	43	12%	354
Marshall Health and Rehabilitation Center		304	49	14%	353
MEDFAST URGENT CARE CENTER		122	231	65%	353
MY CLINICAL LAB		223	129	37%	352
VILLAGE AT VIENNA SQUARE,THE☐	6	329	17	5%	352
CORAL BAY HEALTHCARE AND REHABILITATION	1	338	12	3%	351
FL HUD DESTIN, LLC D/B/A GRAND BOULEVARD HEALTH		312	39	11%	351
HOLIDAY CVS LLC DBA CVS/PHARMACY #0440		335	15	4%	350
KISSIMMEE FACILITY OPERATIONS LLC		326	24	7%	350
ARCPOINT LABS OF SARASOTA MANATEE		266	83	24%	349
ELMHURST HOSPITAL CENTER	1	317	30	9%	348
ESTERO ISLAND MEDICAL CENTER		276	71	20%	347
HEALTH DESIGNS		332	14	4%	346
SELECT REFERENCE LABORATORIES, LLC	1	333	12	3%	346
LIFE HOPE LABS, LLC		338	8	2%	346
COMMUNITY HEALTH AND REHABILITATION CENTER		283	63	18%	346
Vi at Lakeside Village Skilled Nursing		330	15	4%	345
USAFSAM/PHE		174	170	49%	344
LAKE EUSTIS HEALTH AND REHABILITATION CENTER		336	8	2%	344
ST CATHERINE'S WEST REHABILITATION HOSPITAL		330	13	4%	343

COVID-19: testing by laboratory

Data through Apr 11, 2021 verified as of Apr 12, 2021 at 09:25 AM

Data in this report are provisional and subject to change.

The numbers in the table below represent the number of Florida and non-Florida residents for whom test results were received by the Department of Health. A person can be tested by more than one laboratory and can have both positive and negative results. **Therefore, the sum of the numbers in each column will be larger than the total number of people tested.**

Reporting lab	Inconclusive	Negative	Positive	Percent positive	Total
FLORIDA HEALTH CARE PLANS			343	100%	343
JACKSONVILLE KIDS PEDIATRICS, PLLC		307	35	10%	342
ADVENT HEALTH CENTRA CARE - PALM COAST		80	262	77%	342
RITECARE MEDICAL CENTER		258	84	25%	342
BHA TITUSVILLE CLINIC		320	21	6%	341
MY HEALTHY BLUEPRINT BY BAPTIST HEALTH CARE		289	52	15%	341
AVANTE AT LEESBURG INC		335	5	1%	340
CRONOS CLINICAL LABORATORY	22	227	91	27%	340
CHEEK AND SCOTT DRUGS INC		282	57	17%	339
PALM BEACH PEDIATRICS PA	2	291	46	14%	339
Solaris Healthcare Coconut Creek		332	6	2%	338
MEDICAL CENTER AT OCEAN REEF,THE		321	17	5%	338
The Care Center at Pinellas Park	1	328	8	2%	337
AVENTURA REHAB AND NURSING CENTER		321	16	5%	337
WIMAUMA COMMUNITY HEALTH CENTER		279	58	17%	337
LASER & SURGERY CENTER OF THE PALM BEACHES□		334	2	1%	336
ARGO SENIOR LIVING AT HAVERHILL		316	20	6%	336
METROPOLITAN HOSPITAL CENTER		328	7	2%	335
TAVARES PEDIATRICS		284	51	15%	335
KEY WEST HEALTH AND REHAB	1	326	8	2%	335
BEAR CREEK NURSING CENTER		329	5	1%	334
ADVANCED AMBULATORY SURGERY CENTER		321	13	4%	334
RIVERS FAMILY MEDICINE PA		252	82	25%	334
NORTH PINELLAS STATMED QUICK QUALITY CLINICS		236	97	29%	333
Solaris Healthcare Lake Bennet		296	37	11%	333
DEPARTMENT OF HEALTH BUREAU OF FAMILY		326	7	2%	333
PALMS REHABILITATION AND HEALTHCARE CENTER		294	38	11%	332
DELTONA HEALTH CARE		307	24	7%	331
Heartland Healthcare of Ft. Myers	1	328	1	0%	330
Life Care Center at Wells Crossing		309	21	6%	330
MANOR CARE OF NAPLES FL LLC		324	4	1%	328
LabCorp (Non-Interfaced)	2	127	198	61%	327
FAMILY CARE PARTNERS OF NE FLORIDA LLC		253	74	23%	327
JACKSON PLAZA NURSING & REHAB CENTER	6	313	8	2%	327
SILVER CREEK SENIOR LIVING COMMUNITY		321	5	2%	326
SOUTHWEST ORLANDO FAMILY MEDICINE, PL		273	53	16%	326
PIONEER CLINICAL LAB, LLC		212	113	35%	325
GOOD SAMARITAN SOCIETY-DAYTONA		303	21	6%	324
KENNEDY PAIN CLINIC GROUP LLC		291	33	10%	324
BODYK		315	8	2%	323
REGENTS PARK OF BOCA RATON□		320	3	1%	323
WESTCHESTER GARDENS LIMITED PARTNERSHIP		314	9	3%	323
FRICKS PHARMACY		260	63	20%	323
PHYSICIANS REGIONAL WALK-IN		191	131	41%	322
Avante at Inverness		319	3	1%	322
HOLLEY NAVARRE MEDICAL CLINIC		242	79	25%	321
AMERICAN FINNISH NURSING HOME	2	311	8	2%	321

COVID-19: testing by laboratory

Data through Apr 11, 2021 verified as of Apr 12, 2021 at 09:25 AM

Data in this report are provisional and subject to change.

The numbers in the table below represent the number of Florida and non-Florida residents for whom test results were received by the Department of Health. A person can be tested by more than one laboratory and can have both positive and negative results. **Therefore, the sum of the numbers in each column will be larger than the total number of people tested.**

Reporting lab	Inconclusive	Negative	Positive	Percent positive	Total
ROSEN MEDICAL CENTER		279	42	13%	321
The Grove Health and Rehabilitation		297	24	7%	321
Avante at St Cloud, Inc.		311	9	3%	320
SIGNATURE HEALTHCARE AT THE COURTYARD		272	47	15%	319
PruittHealth Santa Rosa		225	94	29%	319
ST LUCIE EMPLOYEE HEALTH & WELLNESS CENTER		312	6	2%	318
BIOCEPT		296	22	7%	318
REHABILITATION CENTER OF LAKE CITY, THE		289	28	9%	317
ST JAMES HEALTH AND REHABILITATION CENTER		229	87	28%	316
AVELLINO LAB USA, INC	1	303	12	4%	316
LA MER NH LLC		311	5	2%	316
VILLAGE PLACE NH LLC		289	27	9%	316
LORI MCAULIFFE MD PA		282	34	11%	316
LODGE HEALTH AND REHABILITATION CENTER, THE		282	33	10%	315
INNOVATIVE GENOMICS, LLC		281	34	11%	315
MANORCARE AT LELY PALMS		310	5	2%	315
RULEME CENTER	2	284	28	9%	314
ST JUDE CHILDREN'S RESEARCH HOSPITAL		299	15	5%	314
MEDEXPRESS LUTZ		3	311	99%	314
BAY COUNTY SHERIFFS OFFICE JAIL FACILITY		260	53	17%	313
GENESIS MEDICAL LABORATORY MIAMI FL.		83	230	73%	313
Life Care Center of Sarasota		299	13	4%	312
HEATHER HILL HEALTHCARE CENTER		266	46	15%	312
LUTHERAN HAVEN		303	9	3%	312
CRYSTAL RIVER HEALTH & REHAB		308	3	1%	311
POMPANO REHABILITATION AND NURSING CTR		310			310
RENAISSANCE AT THE TERRACES		307	3	1%	310
LUIS A GHIGLINO MD PA		300	10	3%	310
HUNT CLUB PEDIATRIC ASSOCIATES, P.A.		267	42	14%	309
FLORIDA KEYS PEDIATRICS & ADOLESCENT CENTER		292	17	6%	309
Concordia Village of Tampa AL		304	5	2%	309
HOMESTEAD MANOR	2	265	41	13%	308
FLETCHER HEALTH AND REHABILITATION CENTER		307	1	0%	308
EDGEWATER AT WATERMAN VILLAGE,THE		292	16	5%	308
AVON PARK PEDIATRICS INC	3	275	30	10%	308
PARTICLE THEORY LABS		284	23	7%	307
LAKELAND REGIONAL HEALTH SYSTEMS INC		39	266	87%	305
CITY OF PORT SAINT LUCIE		281	24	8%	305
CLARE BRIDGE ORMOND BEACH	1	303			304
TALLAHASSEE NHHI LLC	1	276	27	9%	304
HOSPICE OF LAKE & SUMTER INC	1	297	6	2%	304
OSPREY LODGE		244	59	19%	303
DAYTONA BEACH HEALTH AND REHAB CENTER		299	2	1%	301
CROSS POINTE CARE CENTER	2	293	6	2%	301
ACCURATE DIAGNOSTIC LABS, INC		284	17	6%	301
MACCLENNY NURSING AND REHAB		282	18	6%	300
CENTERSTONE OF FLORIDA		275	25	8%	300

COVID-19: testing by laboratory

Data through Apr 11, 2021 verified as of Apr 12, 2021 at 09:25 AM

Data in this report are provisional and subject to change.

The numbers in the table below represent the number of Florida and non-Florida residents for whom test results were received by the Department of Health. A person can be tested by more than one laboratory and can have both positive and negative results. **Therefore, the sum of the numbers in each column will be larger than the total number of people tested.**

Reporting lab	Inconclusive	Negative	Positive	Percent positive	Total
BOCA BIOLISTICS REFERENCE LABORATORY	2	185	112	37%	299
ELLENTON PEDIATRICS PA		280	18	6%	298
BAPTIST HEALTH SOUTH FLORIDA - WEST BOCA URGENT CARE		243	55	18%	298
BUENA VISTA URGENT CARE		264	34	11%	298
ARCPPOINT LABS OF ST PETERSBURG		209	89	30%	298
FOUNTAIN INN NURSING & REHABILITATION CTR, INC		292	6	2%	298
TIERRA PINES CENTER		285	12	4%	297
SILVERCREST HEALTH AND REHABILITATION CENTER	3	286	8	3%	297
PERSONALIZED GENETIC TESTING	3	194	99	33%	296
BROOKDALE DESTIN		284	12	4%	296
CONSULATE HEALTH CARE OF SAFETY HARBOR		289	7	2%	296
LAKE PARK OF MADISON		285	11	4%	296
Avante at Orlando	1	288	6	2%	295
LONGWOOD FAMILY PRACTICE		226	69	23%	295
SARAPATH DIAGNOSTICS		170	125	42%	295
Surrey Place Healthcare and Rehabilitation		292	2	1%	294
NORTHWEST MEDICAL CENTER CLINICAL LABORATORY		175	118	40%	293
STATMED QUICK QUALITY CLINIC AT NORTH PINELLAS		66	226	77%	292
BIOIQ		243	48	16%	291
SUNCOAST URGENT CARE		218	71	25%	289
BAYA POINTE NURSING AND REHABILITATION		206	83	29%	289
PALM GARDEN OF GAINESVILLE	2	285	2	1%	289
STERLING HOUSE OF DELAND		288	1	0%	289
AMERICAN HEALTH ASSOCIATES INC	1	270	18	6%	289
AUBURN UNIVERSITY MEDICAL CLINIC		227	62	21%	289
DOCTORS MEMORIAL HOSPITAL		158	131	45%	289
Sunset Point Center		285	4	1%	289
WHITE WILSON MEDICAL IMMEDIATE CARE NICEVILLE		66	223	77%	289
FLORIDA ATLANTIC UNIVERSITY STUDENT HEALTH		238	50	17%	288
West Melbourne Health and Rehabilitation Center		286	1	0%	287
Solaris HealthCare Imperial		278	8	3%	286
W FRANK WELLS NURSING HOME		257	29	10%	286
renaissance health and rehabilitation center		264	21	7%	285
JACKSONVILLE VA UNIVERSITY OPC	4	273	8	3%	285
AURORA DIAGNOSTICS BERNHARDT LABORATORIES PATHOLOGY SERVICE		190	93	33%	283
DAVID SCOTT MADWAR MD PA□		254	29	10%	283
RIVERWOOD HEALTH NH LLC		244	39	14%	283
Chatsworth at PGA National, LLC		269	13	5%	282
USA HEALTH UNIVERSITY HOSPITAL CLINICAL LABORATORY	1	270	10	4%	281
PAVILION FOR HEALTHCARE, THE		277	3	1%	280
WESTWOOD HEALTHCARE SNF		233	46	16%	279
HAVEN OF OUR LADY OF PEACE INC		271	8	3%	279
CYPRESS COVE		272	6	2%	278
Solaris Senior Living North Naples ALF		269	9	3%	278
ARBOR FACILITY INC		275	3	1%	278
BAPTIST HEALTH URGENT CARE AT PLANTATION		232	46	17%	278
Crossbreeze care center	1	274	2	1%	277

COVID-19: testing by laboratory

Data through Apr 11, 2021 verified as of Apr 12, 2021 at 09:25 AM

Data in this report are provisional and subject to change.

The numbers in the table below represent the number of Florida and non-Florida residents for whom test results were received by the Department of Health. A person can be tested by more than one laboratory and can have both positive and negative results. **Therefore, the sum of the numbers in each column will be larger than the total number of people tested.**

Reporting lab	Inconclusive	Negative	Positive	Percent positive	Total
PRUITT HEALTH-SANTA ROSA		275	2	1%	277
Rehabilitation Center for Park Place LLC		266	11	4%	277
HARBOURWOOD	1	272	4	1%	277
CHIPOLA HEALTH AND REHAB		259	18	6%	277
VILLAGES REGIONAL HOSPITAL SURGERY CENTER LLC, THE		218	58	21%	276
PONTE VEDRA GARDENS		274	1	0%	275
ABBOTT LABORATORIES		166	109	40%	275
Glades West Rehabilitation and Nursing Center		266	8	3%	274
PROTEUS MOLECULAR AND CLINICAL LAB	1	161	112	41%	274
VETERANS AFFAIRS MEDICAL CENTER - MIAMI		2	272	99%	274
LAKESIDE NEUROLOGIC		260	12	4%	272
NASSAU COUNTY JAIL		229	43	16%	272
JACKSONVILLE UNIVERSITY	1	256	14	5%	271
PREMIER PLACE AT THE GLENVIEW		261	9	3%	270
PBC FIREFIGHTER BENEFIT FUND WELLNESS CENTER		225	45	17%	270
ADVENT HEALTH CARE CENTER	9	246	14	5%	269
FIRST CHOICE PRIMARY CARE		213	56	21%	269
ADVENT HEALTH CENTRA CARE - ORMOND BEACH		113	155	58%	268
Chatham Glen Healthcare and Rehabilitation Center		260	8	3%	268
BRENTWOOD RETIREMENT COMMUNITY	5	232	31	12%	268
ST MARK VILLAGE	1	261	5	2%	267
DE LUNA HEALTH AND REHABILITATION CENTER		243	23	9%	266
CONEY ISLAND HOSPITAL		257	9	3%	266
BROWARD NURSING & REHABILITATION CTR	8	243	14	5%	265
SERANADES BY SONATA WEST ORANGE		236	29	11%	265
AFTER HOURS PEDIATRICS INC	1	1	263	99%	265
AMERICAN RESEARCH LABS		249	15	6%	264
Cross Gardens Care Center		262	1	0%	263
WASHINGTON REHAB AND NURSING		253	10	4%	263
AMELIA MEDICAL CARE		109	153	58%	262
MARION AND BERNARD L SAMSON NURSING CENTER		258	4	2%	262
220 GOLDEN, LLC	1	245	16	6%	262
CHIPOLA MEDICAL ASSOCIATES, LLC		186	76	29%	262
ST JOSEPH'S HOSPITAL LABORATORY		1	261	100%	262
BOND CLINIC, PA		192	68	26%	260
CLIFFORD CHESTER SIMS VA NURSING HOME		251	9	3%	260
ALLIANCE PEDIATRICS PA		253	6	2%	259
CONSULATE HEALTHCARE OF KISSIMMEE		247	12	5%	259
BRADEN RIVER REHABILITATION CENTER LLC		257	1	0%	258
AZALEA TRACE		245	13	5%	258
FLORIDA WOMAN CARE LABORATORY LLC		232	26	10%	258
DOS OF NORTH SHORES NURSING & REHAB CENTER		257			257
MIAMI JEWISH HEALTH SYSTEMS, INC	4	242	10	4%	256
ADVENT HEALTH - ORLANDO		195	61	24%	256
NORTH FLORIDA PEDIATRICS - MARIANNA		217	39	15%	256
PEACHTREE IMMEDIATE CARE		215	40	16%	255
WALGREENS 10670		221	34	13%	255

COVID-19: testing by laboratory

Data through Apr 11, 2021 verified as of Apr 12, 2021 at 09:25 AM

Data in this report are provisional and subject to change.

The numbers in the table below represent the number of Florida and non-Florida residents for whom test results were received by the Department of Health. A person can be tested by more than one laboratory and can have both positive and negative results. **Therefore, the sum of the numbers in each column will be larger than the total number of people tested.**

Reporting lab	Inconclusive	Negative	Positive	Percent positive	Total
MARTIN MEMORIAL MEDICAL CENTER LAB		128	126	50%	254
FORT MYERS REHABILITATION AND NURSING CENTER		228	26	10%	254
CONCIMED LLC		230	24	9%	254
MEDICATION ROOMS-CSU/CI NURSE STATION	1	239	13	5%	253
SHELL POINT VILLAGE MEDICAL CENTER		246	7	3%	253
FAMILY MEDICAL CARE OF PALM BEACH		190	63	25%	253
HEARTLAND PEDIATRICS OF LAKE PLACID PA	1	222	30	12%	253
LAKEVIEW INTERNAL MEDICINE		191	62	25%	253
TERRACES OF LAKE WORTH CARE CENTER□		240	12	5%	252
JUPITER MEDICAL CENTER URGENT CENTER		206	46	18%	252
KR at Hillsborough Lakes/Lutz Healthcare		242	10	4%	252
STUART - FAIRGROUNDS		219	32	13%	251
NADAL PEDIATRICS		214	36	14%	250
FARAH MEDICAL		235	15	6%	250
FLORIDA CLINICAL LABORATORY-BIOREFERENCE LABORATORIES		99	151	60%	250
BUREAU OF CLINICAL LABORATORIES		209	41	16%	250
ST VINCENT'S AMBULATORY CARE INC DBA	2	214	33	13%	249
ARDEN COURTS OF TAMPA□	2	241	5	2%	248
CARRINGTON PLACE OF ST PETE LLC		242	6	2%	248
BAYVIEW CENTER		242	5	2%	247
ADVENTHEALTH EXPRESS CARE AT WESLEY CH		218	29	12%	247
AVECINA MOBILE		121	125	51%	246
FELLOWSHIP HOME AT THE FAIRWAY LLC		239	7	3%	246
Heritage Healthcare at Tallahassee		239	7	3%	246
Terrace Health and Rehab		243	3	1%	246
Consulate Health Care of St. Petersburg		238	7	3%	245
SEAVIEW NURSING AND REHABILITATION CENTER		235	10	4%	245
ROSEWOOD HEALTHCARE & REHABILITATION CENTER		239	6	2%	245
HOLISTIC PEDIATRICS GROUP LLC		223	21	9%	244
MALABAR/ADVENT CENTRA CARE		48	196	80%	244
HOMESTEAD VILLAGE		233	11	5%	244
MIAMI CEREBRAL PALSY RESIDENTIAL		243	1	0%	244
WHITE WILSON MEDICAL CENTER IMMEDIATE CARE		135	108	44%	243
UCC - WELLINGTON		3	240	99%	243
TGH		1	241	100%	242
HOSPICE OF ST FRANCIS INC□		235	7	3%	242
ARCHER HEALTH VENTURES, LLC		217	25	10%	242
GOOD SAMARITAN CARES		236	5	2%	241
CLARE BRIDGE OF SARASOTA		238	2	1%	240
QUICK CARE MED LLC	1	185	54	23%	240
AMERICAN HOUSE SENIOR LIVING		189	51	21%	240
STERLING HOUSE OF WINTER HAVEN		237	3	1%	240
SOUTHLAND SUITES OF ORMOND BEACH	4	235			239
ORANGE COUNTY HEALTH DEPT		228	11	5%	239
EDGEWOOD NURSING CENTER		229	10	4%	239
PALM GARDEN OF AVENTURA		236	3	1%	239
ENCOMPASS HEALTH REHABILITATION OF SEA PINES		237	1	0%	238

COVID-19: testing by laboratory

Data through Apr 11, 2021 verified as of Apr 12, 2021 at 09:25 AM

Data in this report are provisional and subject to change.

The numbers in the table below represent the number of Florida and non-Florida residents for whom test results were received by the Department of Health. A person can be tested by more than one laboratory and can have both positive and negative results. **Therefore, the sum of the numbers in each column will be larger than the total number of people tested.**

Reporting lab	Inconclusive	Negative	Positive	Percent positive	Total
SIGNATURE HEALTHCARE OF ORANGE PARK		233	4	2%	237
Orchid Cove at Sarasota		236	1	0%	237
Flagler Health and Rehabilitation		233	3	1%	236
EVENT MED SERVICES LABORATORY		231	5	2%	236
MARTIN ACQUISITION 1 LLC DBA		222	14	6%	236
ST AUGUSTINE HEALTH & REHAB CENTER		235	1	0%	236
BAY TREE CARE AND REHABILITATION CENTER		197	38	16%	235
REGENTS PARK AT AVENTURA		221	14	6%	235
AVANTE AT ORMOND BEACH INC		229	6	3%	235
JUPITER MEDICAL CENTER URGENT CARE - STUART		174	61	26%	235
OAK HAMMOCK AT THE UNIVERSITY OF FLORIDA		229	6	3%	235
Jacaranda Manor		234	1	0%	235
VI AT BENTLEY VILLAGE HOME CARE		234	1	0%	235
ST ANTHONYS REHABILITATION HOSPITAL	9	223	2	1%	234
MILLENNIUM PHYSICIAN GROUP LLC		202	32	14%	234
ATLANTIC URGENT CARE		155	78	33%	233
EXPERTUS LABORATORIES INC		154	78	34%	232
SANDY PINES	2	199	31	13%	232
MANDARIN PEDIATRICS		210	22	9%	232
HIGHLANDS URGENT CARE			232	100%	232
CCS - JOSEPH V CONTE		230	2	1%	232
Sunnyside Nursing Home		228	3	1%	231
OAKBROOK HEALTH AND REHABILITATION CENTER	1	216	14	6%	231
ManorCare Health Services-Palm Harbor	1	229	1	0%	231
LAKESIDE HEALTH CENTER		230			230
LYNN HAVEN SPORTS COMPLEX-WALKON CLINIC		21	209	91%	230
Lake Port Square Health Center		212	17	7%	229
IMA MEDICAL GROUP		159	70	31%	229
SOLARIS SENIOR LIVING VERO BEACH		221	8	3%	229
LCS SANDHILL COVE LLC DBA	6	213	9	4%	228
THE RESIDENCE AT TIMBER PINES	4	199	25	11%	228
VETERANS AFFAIRS ORLANDO VA MEDICAL CENTER			227	100%	227
SPRINGS AT LAKE POINTE WOODS		225	2	1%	227
SURREY PLACE CARE CENTER		219	7	3%	226
ASCENSION MEDICAL GROUP		5	221	98%	226
Lakewood Nursing Center		197	29	13%	226
PARKS HEALTHCARE & REHABILITATION CTR	4	211	11	5%	226
FORT PIERCE HEALTH CARE		219	7	3%	226
SAMIR EBEID MD		203	23	10%	226
PADDOCK RIDGE		222	3	1%	225
BARTRAM CROSSING		225			225
Signature healthcare of Jacksonville		220	5	2%	225
NSPIRE HEALTHCARE LAUDERHILL		219	6	3%	225
Avante at Lake Worth, Inc.		222	2	1%	224
PATHWAY PHARMACY		186	38	17%	224
DISCOVERY VILLAGE AT MELBOURNE		197	27	12%	224
LEHIGH VALLEY GENOMICS			223	100%	223

COVID-19: testing by laboratory

Data through Apr 11, 2021 verified as of Apr 12, 2021 at 09:25 AM

Data in this report are provisional and subject to change.

The numbers in the table below represent the number of Florida and non-Florida residents for whom test results were received by the Department of Health. A person can be tested by more than one laboratory and can have both positive and negative results. **Therefore, the sum of the numbers in each column will be larger than the total number of people tested.**

Reporting lab	Inconclusive	Negative	Positive	Percent positive	Total
CHILDREN MED CARE INC		190	33	15%	223
COLLIER PHARMACY		180	43	19%	223
WIREGRASS DIRECT PRIMARY CARE PLLC□		190	33	15%	223
ADVENT HEALTH - LAKE NONA		193	29	13%	222
PINNACLES PEDS CARE PA		222			222
THE PLAYERS CHAMPIONSHIP		222			222
CONSULATE HEALTH CARE OF MELBOURNE		217	5	2%	222
NORTH FLORIDA PEDIATRICS PA - DUVAL		193	29	13%	222
PENSACOLA PEDIATRICS MILTON		210	12	5%	222
MORSELIFE MEMORY CARE RESIDENCE		212	9	4%	221
CORAL REEF NURSING & REHABILITATION CENTER		213	8	4%	221
CONCORD LIFE SCIENCES LLC	2	201	17	8%	220
SUPERIOR RESIDENCES OF PANAMA CITY BEACH		213	7	3%	220
DOCTORS MEMORIAL FAMILY MEDICINE	2	152	66	30%	220
BORLAND GROOVER CLINIC	1	182	37	17%	220
INN AT ASTON GARDENS, THE		212	8	4%	220
Boynton Beach Rehabilitation Center	2	213	4	2%	219
COLONY CLUB ALF,THE	1	205	13	6%	219
CORAL GABLES NURSING & REHABILITATION CENTER		209	10	5%	219
ANGELS DIAGNOSTIC GROUP		174	45	21%	219
WOOD LAKE HEALTH AND REHABILITATION CENTER		219			219
MIDWAY PRIMARY CARE, LLC	11	130	77	35%	218
CCS - PAUL REIN DETENTION FACILITY		152	66	30%	218
KINDRED HOSPITAL THE PALM BEACHES		213	5	2%	218
life Care Center of Melbourne		201	17	8%	218
ADVENT HEALTH CENTRA CARE - DAYTONA BEACH		94	124	57%	218
FLORIDA HEALTH CARE PLAN INC		2	215	99%	217
RAPID RELIABLE TESTING NY LLC		205	12	6%	217
MACTOWN, INC		215	2	1%	217
ST. CLOUD REGIONAL MEDICAL CENTER		199	18	8%	217
LAKE PORT SQUARE		200	17	8%	217
THE MANOR AT CARPENTERS		185	32	15%	217
PINELLAS CARE CENTER		182	34	16%	216
BROOKDALE ATRIM WAY		210	6	3%	216
Avante at Melbourne		212	4	2%	216
ADVANCED MEDICAL GROUP		1	215	100%	216
FLAGLER COUNTY DETENTION CENTER		203	13	6%	216
MEDICAL CONSULTANTS OF FLORIDA LLC	1	181	33	15%	215
Taylor Care Center		210	5	2%	215
GATEWAY/ADVENT CENTRA CARE	1	24	190	88%	215
STAR CARE		182	32	15%	214
KEY LARGO - LARGO CARGO		193	21	10%	214
ARDEN COURTS OF FORT MYERS		207	7	3%	214
BLOCK, NATION, CHASE, AND SMOLEN FAMILY MEDICINE		157	57	27%	214
BAY VUE NURSING AND REHABILITATION CENTER		203	10	5%	213
Consulate Healthcare of West Palm Beach		197	16	8%	213
POCONO MEDICAL CENTER		212	1	0%	213

COVID-19: testing by laboratory

Data through Apr 11, 2021 verified as of Apr 12, 2021 at 09:25 AM

Data in this report are provisional and subject to change.

The numbers in the table below represent the number of Florida and non-Florida residents for whom test results were received by the Department of Health. A person can be tested by more than one laboratory and can have both positive and negative results. **Therefore, the sum of the numbers in each column will be larger than the total number of people tested.**

Reporting lab	Inconclusive	Negative	Positive	Percent positive	Total
LIFE CARE CENTER OF PORT ST. LUCIE		201	12	6%	213
ST PETERSBURG PEDIATRICS-EAST BAY	1	177	34	16%	212
San Jose Health & Rehabilitation		206	6	3%	212
Bayside Health and Rehabilitation		181	31	15%	212
CONSULATE HEALTH CARE OF WINTER HAVEN		209	3	1%	212
ARDEN COURTS OF SEMINOLE		171	41	19%	212
GUEST HOUSE OCALA, THE		205	7	3%	212
SUNRISE DIAGNOSTIC LABORATORY		158	53	25%	211
FULGENT GENETICS	3	166	41	20%	210
Royal Oaks Nursing and Rehab		209	1	0%	210
GOOD SAMARITAN SOCIETY OF DELAND		199	11	5%	210
KENILWORTH CARE & REHABILITATION CENTER		193	17	8%	210
HEALTH FIRST - HOLMES REGIONAL MEDICAL CENTER		32	178	85%	210
THE PALACE NURSING AND REHABILITATION CENTER		209			209
Whispering Oaks	11	175	23	11%	209
Nspire Health Care Kendall		199	10	5%	209
BOCA RATON REHABILITATION CENTER	4	201	4	2%	209
MATHISON RETIREMENT COMMUNITY, INC	1	200	8	4%	209
NAPHCARE, INC AT MANATEE COUNTY JAIL		182	26	13%	208
The Ponce Therapy Care Center		204	4	2%	208
PALMS MEDICAL GROUP HIGH SPRINGS		174	34	16%	208
The Waterford		204	3	1%	207
LAKE VIEW CARE CENTER AT DELRAY		201	6	3%	207
SUNLIFE PHARMACY		182	25	12%	207
TARPON POINT NURSING AND REHABILITATION CENTER		203	3	1%	206
FIRST CHOICE PEDIATRICS INC		185	21	10%	206
UNIVERSITY OF MIAMI		75	130	63%	205
HIALEAH SHORES NURSING AND REHAB CENTER		197	8	4%	205
Cross Terrace REhabilitation		203	2	1%	205
MIRACLE HILL NURSING & REHABILITATION CENTER INC		199	6	3%	205
DISCOVERY VILLAGE AT NAPLES		187	17	8%	204
BENDERSON FAMILY SKILLED NURSING AND □		187	17	8%	204
PALM HARBOR FAMILY PRACTICE & WALK-IN		157	47	23%	204
PCB CLINIC		159	45	22%	204
BROOKDALE OF SPRING HILL	9	192	2	1%	203
PATHGROUP LABS LLC		97	106	52%	203
NEW YORK CITY DEPARTMENT OF HEALTH & MENTAL		169	34	17%	203
GLENRIDGE ON PALMER RANCH,THE		195	8	4%	203
TUSCAN GARDENS OF PALM COAST		198	5	2%	203
LAKE REGIONAL URGENT CARE		12	191	94%	203
SACRED HEART HEALTH SYSTEM INC		167	35	17%	202
POLK COUNTY HEALTH DEPARTMENT		178	24	12%	202
CARENOW LAKE MARY		45	157	78%	202
ADVENT HEALTH CENTRA CARE - APOPKA NORTH		172	30	15%	202
TRUE NORTH HEALTH NAVIGATION LLC DBA DISPATCHHEALTH	1	168	32	16%	201
VAMC WEST PALM LAB		5	196	98%	201
PALMS FACILITY INC		186	15	7%	201

COVID-19: testing by laboratory

Data through Apr 11, 2021 verified as of Apr 12, 2021 at 09:25 AM

Data in this report are provisional and subject to change.

The numbers in the table below represent the number of Florida and non-Florida residents for whom test results were received by the Department of Health. A person can be tested by more than one laboratory and can have both positive and negative results. **Therefore, the sum of the numbers in each column will be larger than the total number of people tested.**

Reporting lab	Inconclusive	Negative	Positive	Percent positive	Total
COLLIER COUNTY JAIL		199	2	1%	201
LABCORP BURLINGTON	1	152	48	24%	201
ADVENT HEALTH - PALM HARBOR ER		162	39	19%	201
Governors Creek Health and Rehabilitation	1	198	2	1%	201
SENIOR LIVING VII TAMPA LLC	1	190	9	5%	200
GEORGE SAFRAN MD PC		187	13	7%	200
HERITAGE HEALTHCARE AND REHABILITATION CENTER		195	5	3%	200
YOUR FAMILY WALK-IN CLINIC		15	185	93%	200
LAB CORP	1	116	83	42%	200
CAREATC CITY OF TAMPA	3	166	30	15%	199
GRACE PEDIATRICS		168	31	16%	199
BONITA PHARMACY		180	19	10%	199
AMA MEDICAL GROUP LLC		167	32	16%	199
AVANTE OF BOCA RATON		198	1	1%	199
ADVENT HEALTH - CARROLLWOOD	4	169	26	13%	199
PATRIOT MEDICAL LABORATORIES		190	8	4%	198
Sunrise Health and Rehabilitation Center		190	8	4%	198
PEDIATRIC SPECIALISTS MEDICAL GROUP	1	177	20	10%	198
DEPARTMENT OF HEALTH & HUMAN SERVICES		198			198
LAUREL POINT CARE ACQUISITION LLC DBA SANDGATE GARDENS REHAB AND NURSI		171	27	14%	198
NAIA		196	1	1%	197
RIVERSIDE RECOVERY OF TAMPA		196	1	1%	197
AMERICAN ESOTERIC LAB-BIRMINGHAM		193	3	2%	196
NO FLORIDA PEDIATRICS, PA		169	27	14%	196
ABBIEJEAN RUSSELL CARE CENTER		195	1	1%	196
RIVERWOOD CENTER,THE		186	10	5%	196
PEDIATRICS IN BREVARD PA- ROCKLEDGE		157	39	20%	196
BARKLEY PLACE	1	190	4	2%	195
Heritage Park Rehabilitation & Healthcare		177	18	9%	195
JUNO DERMATOLOGY LLC		178	17	9%	195
A PLUS PEDIATRICS		172	23	12%	195
ALLSOUTH URGENT CARE		25	169	87%	194
HOSPITAL FOR SPECIAL SURGERY		191	3	2%	194
MCW MENTAL HEALTH LLC		190	4	2%	194
SOUTH BALDWIN REGIONAL MEDICAL CENTER		182	12	6%	194
BEACON AT GULF BREEZE, THE	2	181	11	6%	194
BRUCE S WEST MD	1	192	1	1%	194
GULF COAST MEDICAL CENTER		188	6	3%	194
MIAMI VA HEALTHCARE SYSTEM			193	100%	193
SARNO EXTENDED HOURS		124	69	36%	193
FLORIDA DEPARTMENT OF HEALTH IN TAYLOR COUNTY	1	149	43	22%	193
LEESBURG PEDIATRICS		161	32	17%	193
ESCAMBIA COUNTY JAIL DETENTION DIVISION		188	5	3%	193
WALGREENS 4915	1	172	19	10%	192
ARDEN COURTS OF DELRAY BEACH FL LLC	3	179	10	5%	192
FINLAY CLINICAL LABORATORY INC	1	39	152	79%	192
REGENCY PARK		174	18	9%	192

COVID-19: testing by laboratory

Data through Apr 11, 2021 verified as of Apr 12, 2021 at 09:25 AM

Data in this report are provisional and subject to change.

The numbers in the table below represent the number of Florida and non-Florida residents for whom test results were received by the Department of Health. A person can be tested by more than one laboratory and can have both positive and negative results. **Therefore, the sum of the numbers in each column will be larger than the total number of people tested.**

Reporting lab	Inconclusive	Negative	Positive	Percent positive	Total
WORKPLACE SCREENING INTELLIGENCE			192	100%	192
CYPRESS POINT LIVING, LLC		177	15	8%	192
Hampton Court Nursing and Rehabilitation Center		190	2	1%	192
PROFESSIONAL URGENT CARE SERVICES		149	43	22%	192
HEALTH LINK DIAGNOSTIC LABORATORIES		182	9	5%	191
WILLISTON PEDIATRICS PA	1	156	34	18%	191
EDWARD J HEALEY REHAB & NURSING CENTER		191			191
ABSOLUTE HEALTH INTERNAL MEDICINE AND PEDIATRICS		171	20	10%	191
PARK MEADOWS HEALTH AND REHABILITATION CENTER		191			191
TOTAL RENAL LABORATORIES INC		172	18	9%	190
NEO GENOMICS - FORT MYERS	1	183	6	3%	190
Kindred Hospital South Florida Hollywood SNU		182	8	4%	190
FIRST CHOICE PEDIATRICS SEMORAN		98	91	48%	189
JACKSONVILLE NURSING AND REHAB CENTER		181	8	4%	189
OCEAN REEF MEDICAL CENTER		150	38	20%	188
WOMEN'S CARE FLORIDA LABORATORY		183	5	3%	188
VIERA MANOR ASSISTED LIVING RESIDENCE		181	7	4%	188
ALL SEASONS NAPLES LLC		181	6	3%	187
VIERA DEL MAR HEALTH AND REHABILITATION CENTER		179	8	4%	187
US MEDICAL CARE, INC		164	23	12%	187
PLANTATION NURSING & REHAB CENTER		187			187
CSL PLASMA		31	155	83%	186
HUNT CLUB PEDIATRIC ASSOCIATES PA		120	66	35%	186
NIGHT LITE PEDIATRICS WINTER GARDEN		144	42	23%	186
VILLA MARIA WEST SKILLED NURSING FACILITY		179	7	4%	186
PHYSICIANS REGIONAL MEDICAL CENTER - PINE RIDGE		20	166	89%	186
ZON BEACHSIDE LLC		149	37	20%	186
ANTHEM LAKES LLC		151	35	19%	186
ADVENT		172	13	7%	185
HEALTHPOINT MED GRP OF THE EMERALD COAST LLC		150	35	19%	185
BAPTIST HEALTH PRIMARY CARE	1	134	50	27%	185
LIFE CARE CENTER OF ALTAMONTE SPRINGS		157	28	15%	185
LAKE WALES OPERATING GROUP LLC		180	5	3%	185
HAWKINS FAMILY MEDICINE LLC	1	133	51	28%	185
PPC-LAB EDI ORCHARD BI		176	9	5%	185
GEORGIA DEPARTMENT OF PUBLIC HEALTH	1	5	178	97%	184
CANTERFIELD OF CLAY COUNTY		146	38	21%	184
GLADES HEALTH CARE CENTER		181	3	2%	184
CARE CENTERS OF NASSAU		181	3	2%	184
ST. JAMES BAY HEALTH AND REHABILITATION CENTER		183	1	1%	184
DOLPHIN POINTE HEALTH CARE LLC		164	20	11%	184
SUMMERFIELD EMERGENCY ROOM		139	45	24%	184
ADVENT HEALTH CENTRA CARE - WESLEY CHAPEL		13	170	93%	183
TUSCAN GARDENS OF VENETIA MANAGEMENT COMPANY		169	14	8%	183
NADAL PEDIATRICS - VICTORIA STREET (3385)		155	28	15%	183
BROOKDALE ORANGE PARK		181	1	1%	182
BENTON HOUSE AT OAKLEAF		152	30	16%	182

COVID-19: testing by laboratory

Data through Apr 11, 2021 verified as of Apr 12, 2021 at 09:25 AM

Data in this report are provisional and subject to change.

The numbers in the table below represent the number of Florida and non-Florida residents for whom test results were received by the Department of Health. A person can be tested by more than one laboratory and can have both positive and negative results. **Therefore, the sum of the numbers in each column will be larger than the total number of people tested.**

Reporting lab	Inconclusive	Negative	Positive	Percent positive	Total
CANTERFIELD OF OCALA, LLC		171	11	6%	182
PEDIATRICS OF GREATER ORLANDO		155	27	15%	182
PRIMECARE OF DOTHAN		127	54	30%	181
EXOSOME DIAGNOSTICS	1	161	19	10%	181
Emory L Bennett State Veterans Nursing Home		178	3	2%	181
ARDEN COURTS OF LARGO FL, LLC		159	22	12%	181
VILLAGE PEDIATRICS LLC		152	29	16%	181
SUNY UPSTATE MEDICAL UNIVERSITY		165	15	8%	180
STERLING HOUSE OF PUNTA GORDA		179	1	1%	180
D PEDIATRICS		163	17	9%	180
GENETIC TECHNOLOGICAL INNOVATIONS, LLC		166	13	7%	179
NORTH BEACH REHABILITATION CENTER		176	2	1%	178
CLERMONT URGENT CARE			178	100%	178
RDV SPORTSPLEX PEDIATRICS		149	28	16%	177
ROSECASTLE OF CITRUS		147	30	17%	177
ADVENT HEALTH CENTRA CARE - CARROLLWOOD		5	172	97%	177
BRIGHTON EGGERT PHARMACY INC		170	7	4%	177
EMBRY RIDDLE AERONAUTICAL UNIVERSITY HEALTH SERVICES		1	176	99%	177
CHARTER SENIOR LIVING OF PANAMA CITY BEACH		156	21	12%	177
GENE BY GENE		61	115	65%	176
NORTH FLORIDA INTERNAL MEDICINE PA		142	34	19%	176
FLORIDA DEPARTMENT OF HEALTH IN ALACHUA COUNTY -		162	14	8%	176
BAY EDUCATORS WELLNESS CENTER		119	57	32%	176
CAYUGA MEDICAL CENTER AT ITHACA		170	5	3%	175
Signature Healthcare of Ormond		174	1	1%	175
ORLANDO HEALTH EMERGENCY DEPARTMENT		163	12	7%	175
BVM THE BRIDGES LLC		175			175
ROSECASTLE OF ZEPHRHILLS		172	3	2%	175
The Inn at Sarasota Bay Club		173	2	1%	175
ASTON GARDENS AT PELICAN MARSH		169	5	3%	174
MID FLORIDA PATHOLOGY LLC MOBILE UNIT #4		121	53	30%	174
ANCHOR CARE AND REHABILITATION CENTER		173	1	1%	174
CENTRAL FLORIDA HEALTHCARE GROUP LLC		151	22	13%	173
AMERICAN FAMILY MEDICAL LLC		131	42	24%	173
SUWANNEE VALLEY NURSING CENTER		158	14	8%	172
MOBILE INFIRMARY MED CENTER PATH LAB		157	15	9%	172
FORT WALTON REHABILITATION CENTER		133	39	23%	172
VIPEDIATRICS PLLC		157	15	9%	172
BARBARA O'REILLY MD PA		167	4	2%	171
BROOKDALE FORT MYERS THE COLONY		167	4	2%	171
LAKEVIEW TERRACE RETIREMENT COMMUNITY		154	17	10%	171
FLORIDA MEDICAL CLINIC LLC		103	68	40%	171
HIGHLANDS LAKE CENTER		165	5	3%	170
URGENT CARE OF THE PALM BEACHES, NORTH PALM BEACH			170	100%	170
Life Care Center of Orlando		164	5	3%	169
VITAS HEALTHCARE CORPORATION OF FL		154	15	9%	169
COASTAL INTERNAL MEDICINE		130	38	23%	168

COVID-19: testing by laboratory

Data through Apr 11, 2021 verified as of Apr 12, 2021 at 09:25 AM

Data in this report are provisional and subject to change.

The numbers in the table below represent the number of Florida and non-Florida residents for whom test results were received by the Department of Health. A person can be tested by more than one laboratory and can have both positive and negative results. **Therefore, the sum of the numbers in each column will be larger than the total number of people tested.**

Reporting lab	Inconclusive	Negative	Positive	Percent positive	Total
HEARTLAND HEALTHCARE AND REHAB CENTER		146	22	13%	168
WEST COAST FAMILY MEDICAL CARE		134	34	20%	168
PANAMA CITY DEVELOPMENTAL CENTER☐		168			168
ADVENT HEALTH CENTRA CARE - TEMPLE TERRACE	1	103	63	38%	167
KINDRED HOSPITAL MELBOURNE	1	160	6	4%	167
OSPREY VILLAGE AT AMELIA ISLAND LTD		157	10	6%	167
RITE MEDICAL CARE PC		165	2	1%	167
Madison Health and Rehabilitation Center		131	36	22%	167
EAST NEW YORK DIAGNOSTIC AND TREATMENT		158	9	5%	167
QUEENS HOSPITAL CENTER	1	155	10	6%	166
FHMG-FLORIDA HOSPITAL MEDICAL GROUP		141	25	15%	166
FINNISH AMERICAN REST HOME-ALF		164	2	1%	166
MEADOWCREST FAMILY PHYSICIANS		97	69	42%	166
WOODBIDGE FACILITY INC		161	5	3%	166
QUALITY URGENT CARE AND WELLNESS PL	3	119	44	27%	166
THE ARLINGTON OF NAPLES INC.		162	3	2%	165
CITRUS HEALTH AND REHAB		132	33	20%	165
NO FLORIDA PEDIATRICS, PA - BRADFORD		136	29	18%	165
BROOKDALE BONITA SPRINGS		162	3	2%	165
MEASE COUNTRYSIDE HOSPITAL		2	163	99%	165
TERRACE AT HOBE SOUND, THE	1	154	9	5%	164
GATTOLINE ENTERPRISES, INC. DBA FAMILY CARE PHARMACY		136	28	17%	164
FREEDOM SQUARE NURSING CENTER☐		156	8	5%	164
NORTH PORT REHABILITATION AND NURSING CENTER☐		163	1	1%	164
WALGREENS #06012		144	19	12%	163
TRI COUNTY NURSING HOME		162	1	1%	163
Signature Healthcare of Palm Beach		162	1	1%	163
GULFCOAST PEDIATRICS		154	9	6%	163
PRECISION GENETICS, INC		157	6	4%	163
BRADENTON HEALTH CARE		163			163
WESLEY HAVEN VILLA	1	128	34	21%	163
EAST RIDGE RETIREMENT VILLAGE		161	1	1%	162
SOMERBY LAKE NONA		154	7	4%	161
FLORIDA HEALTH CARE PLANS INC		2	158	99%	160
ISLAND HEALTH AND REHABILITATION CENTER		159	1	1%	160
ARCADIA HEALTH AND REHABILITATION CENTER		100	60	38%	160
GREENBRIAR REHABILITATION AND NURSING CENTER	1	159			160
F&T MEDICAL RESEARCH, INC		160			160
KEYSTONE REHAB		160			160
KRYSTAL BAY NURSING AND REHABILITATION		154	6	4%	160
BROOKDALE PENSACOLA		158	1	1%	159
APOLLO HEALTH & REHABILITATION		153	6	4%	159
DESOTO PALMS ALF		154	5	3%	159
WUESTHOFF REF LABORATORY			158	100%	158
Peninsula Care and Rehab		145	12	8%	157
XPRESS URGENT CARE- PORT ST. LUCIE		45	112	71%	157
TRADITION MEDICAL CENTER LABORATORY		55	102	65%	157

COVID-19: testing by laboratory

Data through Apr 11, 2021 verified as of Apr 12, 2021 at 09:25 AM

Data in this report are provisional and subject to change.

The numbers in the table below represent the number of Florida and non-Florida residents for whom test results were received by the Department of Health. A person can be tested by more than one laboratory and can have both positive and negative results. **Therefore, the sum of the numbers in each column will be larger than the total number of people tested.**

Reporting lab	Inconclusive	Negative	Positive	Percent positive	Total
ALL FLORIDA FAMILY AND SPORTS MEDICINE		134	23	15%	157
CVS		41	116	74%	157
DOCTORS MEMORIAL FAMILY PRACTICE	2	119	36	23%	157
Englewood Healthcare and Rehab		141	15	10%	156
TIMBERRIDGE NURSING HOME & REHAB		123	33	21%	156
Lehigh Acres Health and Rehabilitation		144	12	8%	156
PROVIDENCE HOSPITAL LABORATORY		147	8	5%	155
DIAMOND RIDGE		147	8	5%	155
WILTON MANORS HEALTH & REHABILITATION CENTER		146	9	6%	155
WRIGHTS HEALTH CARE AND REHABILITATION CENTER		125	30	19%	155
COCOA BEACH/ADVENT CENTRA		41	114	74%	155
POINTE, THE		127	28	18%	155
HAZELDEN FLORIDA	1	146	7	5%	154
JACKSON COUNTY HEALTH DEPARTMENT		107	47	31%	154
PRUITT HEALTH		152	2	1%	154
PALMETTTO FACILITY INC	1	153			154
FAWCETT MEMORIAL HOSPITAL-LAB		39	115	75%	154
LIFE BRITE		137	16	10%	153
WALGREENS 6221		136	17	11%	153
KINDRED HOSPITAL - SOUTH FLORIDA		151	2	1%	153
GRAVITY DIAGNOSTICS		56	96	63%	152
SUNNY HILLS ALF OF SEBRING INC		140	12	8%	152
TUSCAN ISLE CHAMPIONSGATE OP CO LLC		150	2	1%	152
PHYSICIAN PARTNERS PERRY		88	64	42%	152
MAINSTREAM DIAGNOSTIC LABORATORY LLC		130	22	14%	152
REFUAH HEALTH CENTER LABORATORY		143	8	5%	151
NAVARRE GARDENS LLC		126	25	17%	151
ADVENTHEALTH MEDICAL GROUP FAMILY MEDICINE AT		113	38	25%	151
MINUTECLINIC DIAGNOSTIC OF TEXAS, LLC		135	15	10%	150
LABORATORY OF FLORIDA		97	53	35%	150
SHC College Park		149	1	1%	150
The Crossroads		149	1	1%	150
CHERRY OAK PALM BEACH COUNTY		142	8	5%	150
JPR URGENT MEDICAL CARE		146	4	3%	150
CORE BIO LABS		76	74	49%	150
ADVENTHEALTH HOSPICE CARE CENTRAL FLORIDA		146	4	3%	150
CRANE CENTER		119	31	21%	150
PALM BEACH COUNTY HEALTH DEPT LAB	4	139	7	5%	150
PRECISION HEALTH RESOURCES, LLC	1	133	15	10%	149
CLEARWATER STATMED QUICK QUALITY CLINICS		43	106	71%	149
KINDRED HOSPITAL SOUTH FLORIDA		119	30	20%	149
AMERICAN HOUSE COCONUT POINT		131	18	12%	149
WALTON PLACE		149			149
GOLD CHOICE SENIOR COMMUNITIES		109	40	27%	149
HCTB INC		126	23	15%	149
JEFFERSON COUNTY HEALTH DEPARTMENT-MONTICELLO		118	31	21%	149
PEDIATRIC ASSOCIATES AT ARGYLE PA		142	6	4%	148

COVID-19: testing by laboratory

Data through Apr 11, 2021 verified as of Apr 12, 2021 at 09:25 AM

Data in this report are provisional and subject to change.

The numbers in the table below represent the number of Florida and non-Florida residents for whom test results were received by the Department of Health. A person can be tested by more than one laboratory and can have both positive and negative results. **Therefore, the sum of the numbers in each column will be larger than the total number of people tested.**

Reporting lab	Inconclusive	Negative	Positive	Percent positive	Total
PROMPT CARE OF CENTRAL FLORIDA			148	100%	148
MILLENNIUM LAB SERVICES			148	100%	148
SEAGRASS VILLAGE FLEMING ISLAND		111	37	25%	148
MINUTECLINIC DIAGNOSTIC		140	8	5%	148
CARE RESOURCE COMMUNITY HEALTH CENTERS INC		140	7	5%	147
MACKOUL PEDIATRICS FORT MYERS		130	17	12%	147
CROSSWINDS HEALTH AND REHABILITATION CENTER	1	144	2	1%	147
SONATA COCONUT CREEK	2	122	23	16%	147
FIRSTCARE CLINIC		72	75	51%	147
ALLCARE MEDICAL CENTERS PC		123	24	16%	147
BOSTON RED SOX CLUB LP		144	2	1%	146
BAYCARE HEALTH SYSTEMS		6	140	96%	146
Quail Run Health Care Center		146			146
WEDGEWOOD HEALTHCARE CENTER		93	52	36%	145
BROOKDALE CAPE CORAL		145			145
FAMILY EXTENDED CARE OF CENTRAL TAMPA		127	18	12%	145
ADVENTHEALTH CENTRA CARE PONCIANA	1	81	63	43%	145
REGENCY CARE OF BLOUNTSTOWN LLC		135	10	7%	145
TGH URGENT CARE – SEMINOLE			145	100%	145
East Bay Rehabilitation Center		110	34	24%	144
Nemours Children's Urgent Care		80	64	44%	144
DAYSPRING VILLAGE		122	22	15%	144
NCRNC INC		140	4	3%	144
JEFFERY WEINZWEIG		2	141	99%	143
PROVISTA DIAGNOSTICS, INC		140	3	2%	143
FAWCETT MEMORIAL HOSPITAL LABORATORY			143	100%	143
ESCAMBIA COUNTY JAIL	2	111	30	21%	143
DB MD		126	16	11%	142
SEMINOLE TRIBE OF FLORIDA		116	26	18%	142
HOSPICE OF THE TREASURE COAST		137	5	4%	142
OAKHURST CENTER		135	7	5%	142
MINUTECLINIC DIAGNOSTIC OF SOUTH CARO		118	24	17%	142
ARDEN COURTS OF PALM HARBOR		122	20	14%	142
ATMORE COMMUNITY HOSPITAL LABORATORY		114	27	19%	141
UNITED CLINICAL LABORATORIES		132	9	6%	141
NOVARI CARE LLC		97	44	31%	141
RESEARCH CENTERS OF AMERICA, LLC		117	24	17%	141
OAKS OF KISSIMMEE HEALTH AND REHABILITATION CENTER		138	3	2%	141
PORT ST LUCIE REHABILITATION AND HEALTHCARE		98	43	30%	141
CLINICA HISPANA		1	140	99%	141
DAYSPRING SENIOR LIVING LLC		138	2	1%	140
GATEWAY CARE CENTER		139	1	1%	140
MV MEDICAL PRACTICE DBA PRIMARY URGENT CARE		133	7	5%	140
LabCorp L#09258090 M#09258105		74	66	47%	140
Gulf Coast Healthcare (Longwood Health and Rehab		118	21	15%	139
GRAND OAKS HEALTH & REHABILITATION		138	1	1%	139
AEGIS MEDICAL GROUP		116	23	17%	139

COVID-19: testing by laboratory

Data through Apr 11, 2021 verified as of Apr 12, 2021 at 09:25 AM

Data in this report are provisional and subject to change.

The numbers in the table below represent the number of Florida and non-Florida residents for whom test results were received by the Department of Health. A person can be tested by more than one laboratory and can have both positive and negative results. **Therefore, the sum of the numbers in each column will be larger than the total number of people tested.**

Reporting lab	Inconclusive	Negative	Positive	Percent positive	Total
CITRUS MEMORIAL HOSPITAL			139	100%	139
ADVENT HEALTH CENTRA CARE - CITRUS PARK		9	129	93%	138
WINDSOR OF LAKEWOOD RANCH,THE		136	2	1%	138
AMERICAN PATHOLOGY PARTNERS		136	2	1%	138
SMILEY MEDICAL GROUP		108	30	22%	138
ADVENT HEALTH CENTRA CARE - DELAND		28	110	80%	138
AHEC CLINIC		8	130	94%	138
CARENOW URGENT CARE - LAKE MARY			138	100%	138
SPRING HAVEN RETIREMENT	1	133	3	2%	137
Lakeside Nursing and Rehabilitation Center	1	111	25	18%	137
DOCTOR'S IN HOUSE LABORATORY		18	119	87%	137
MANOR AT BLUEWATER BAY		131	6	4%	137
WILLOWBROOKE COURT AT ST ANDREWS ESTATES		132	5	4%	137
Centre Pointe Health and Rehabilitation Center		126	11	8%	137
ADVENT HEALTH CENTRA CARE - ORANGE CITY	1	53	82	60%	136
LIFE CARE CENTER OF JACKSONVILLE□		115	21	15%	136
MED COMP SCIENCES		3	133	98%	136
A2Z DIAGNOSTICS		135	1	1%	136
SONATA DELRAY BEACH		125	11	8%	136
LONGWOOD HEALTH AND REHABILITATION CENTER		124	12	9%	136
MANOR CARE OF PALM HARBOR		135	1	1%	136
ARDEN COURTS OF LELY PALMS□		134	2	1%	136
CLARE BRIDGE OF CAPE CORAL	1	135			136
PEDIATRIC CARE CENTER		135			135
IRL MARKET LAB ALACHUA		104	31	23%	135
REGENCY OAKS HEALTH CENTER		133	2	1%	135
SONATA WEST		133	2	1%	135
OPPENHEIMER PLASTIC SURGERY LLC		129	5	4%	134
STEWART MEDICAL GROUP		34	100	75%	134
PORT CHARLOTTE HMA		116	18	13%	134
ADVANCED MEDICAL CENTER		86	48	36%	134
SUNY UPSTATE OVERFLOW LABORATORY		134			134
HIGHLANDS MEDICAL CENTER		131	3	2%	134
SOUTH CAMPUS FACILITY INC		122	11	8%	133
GARDENS HEALTH NH LLC		130	3	2%	133
THE REHABILITATION CENTER OF LAKE CITY		127	5	4%	132
AMERICAN HOUSE-BONITA SPRINGS□		131	1	1%	132
DIAGNOSTIC LABORATORY OF OKLAHOMA		106	26	20%	132
CENTRACARE		18	114	86%	132
MINUTECLINIC LLC #4987		115	17	13%	132
HARBORCHASE OF VERO BEACH	1	115	16	12%	132
SANDALWOOD NURSING CENTER		125	7	5%	132
ARIZONA DEPARTMENT OF HEALTH SERVICES		5	127	96%	132
VITAS HEALTHCARE		121	11	8%	132
INTEGRATED REGIONAL LABORATORIES		119	12	9%	131
The Crossings		129	2	2%	131
LAKELAND REGIONAL HEALTH LAKE MIRIAM	2	87	42	32%	131

COVID-19: testing by laboratory

Data through Apr 11, 2021 verified as of Apr 12, 2021 at 09:25 AM

Data in this report are provisional and subject to change.

The numbers in the table below represent the number of Florida and non-Florida residents for whom test results were received by the Department of Health. A person can be tested by more than one laboratory and can have both positive and negative results. **Therefore, the sum of the numbers in each column will be larger than the total number of people tested.**

Reporting lab	Inconclusive	Negative	Positive	Percent positive	Total
THE WELLNESS CENTER AT LAKEWOOD RANCH		43	88	67%	131
FOUNTAINS OF HOPE LLC, THE		130	1	1%	131
WEST		115	15	12%	130
COQUINA CENTER		125	5	4%	130
MOOSEHAVEN LIFE CARE CENTER		130			130
SONNIS PEDIATRICS PA		116	14	11%	130
WELLNOW URGENT CARE PC		128	2	2%	130
BMHSI-AEL MICROBIOLOGY LABORATORY	2	102	25	19%	129
CHARLES CROFT MD	1	127	1	1%	129
ST PETERSBURG PEDIATRICS-MLK JUNIOR BLVD		120	9	7%	129
TRI-COUNTY NURSING HOME		117	12	9%	129
KINDRED HOSPITAL NORTH FLORIDA	3	119	7	5%	129
WILLOW BROOKE COURT AT AZALEA TRACE		128	1	1%	129
SUMMIT MEDICAL GROUP		118	11	9%	129
SOUTH GEORGIA MEDICAL CENTER		88	40	31%	128
Gabisa Medical LLC		128			128
MAGNOLIA MEDICAL CLINIC		20	108	84%	128
QUICK CARE MED PL CR		80	48	38%	128
GESSLER CLINIC PA		98	29	23%	127
LEE MEMORIAL HEALTH SYSTEM HEALTH FAIR		122	5	4%	127
HILLSBOROUGH COUNTY DEVELOPMENTAL CTR	1	117	9	7%	127
SHOAL CREEK REHABILITATION CENTER		85	42	33%	127
LABCORP RTP		51	76	60%	127
KINDRED HOSPITAL-BAY AREA-ST PETERSBURG LAB	1	120	6	5%	127
BIGGERS FAMILY MEDICINE PA	1	113	13	10%	127
THE CLUB AND REHABILITATION CENTER		125	1	1%	126
ARBOR TERRACE SAN JOSE LLC	3	121	2	2%	126
PANAMA PHARMACY	3	105	18	14%	126
GRAND VILLA OF LAKELAND		119	6	5%	125
IQBAL A FARUQUI MD		93	32	26%	125
VITAS HEALTHCARE CORPORATION OF FLORIDA		121	4	3%	125
GRAND VILLA OF ORMOND BEACH		119	6	5%	125
SURFSIDE URGENT CARE		102	23	18%	125
Mt Sinai Aventura			124	100%	124
NORTH FL SOUTH GA HCS-MALCOM RANDALL VAMC			124	100%	124
ADVENT HEALTH CENTRA CARE - BRANDON		31	93	75%	124
ARBOR GLEN AT ARBOR TRACE	2	113	9	7%	124
MERCY MEDICAL URGENT CARE CENTER INC		72	52	42%	124
TURNING POINT OF TAMPA		117	7	6%	124
FLORIDA DEPARTMENT OF HEALTH IN LAKE COUNTY	1	79	44	35%	124
WINDERMERE MEDICAL CENTER		119	5	4%	124
CITRUS MEMORIAL HEALTH SYSTEM LAB		2	121	98%	123
ISLAND URGENT CARE PLLC DBA AFC URGENT CARE		122	1	1%	123
HEARTLAND PHARMACY LAKE PLACID, INC		93	30	24%	123
GENEDX		48	75	61%	123
PSL NAPLES BH OPERATIONS, LLC		122			122
MINUTECLINIC DIAGNOSTIC OF RHODE ISLAND, LLC #729		118	4	3%	122

COVID-19: testing by laboratory

Data through Apr 11, 2021 verified as of Apr 12, 2021 at 09:25 AM

Data in this report are provisional and subject to change.

The numbers in the table below represent the number of Florida and non-Florida residents for whom test results were received by the Department of Health. A person can be tested by more than one laboratory and can have both positive and negative results. **Therefore, the sum of the numbers in each column will be larger than the total number of people tested.**

Reporting lab	Inconclusive	Negative	Positive	Percent positive	Total
L&S SENIOR CARE DBA ARCADIA OAKS	4	117	1	1%	122
THREE OAKS PHARMACY INC		109	13	11%	122
MEYER PEDIATRICS		107	15	12%	122
ALTERNATIVE LIVING, INC DBA TWIN CITIES PAVILION		119	3	2%	122
FLORIDA ATLANTIC UNIVERSITY		115	7	6%	122
MEMORY CARE OF NAPLES		122			122
SOLARIS SENIOR LIVING OF MERRITT ISLAND		117	4	3%	121
URGENT CARE TCMA			121	100%	121
PARKVIEW HEALTH		121			121
SANDY RIDGE CENTER FOR REHABILITATION AND HEALING		100	21	17%	121
OAKS OF CLEARWATER, THE		118	3	2%	121
THE COURTYARD ASSISTED LIVING		117	4	3%	121
OCALE CBOC		115	6	5%	121
Crystal Health & Rehab Center		115	6	5%	121
CORNERSTONE MEDICAL CARE OF BRANDON PL		100	21	17%	121
PINELLAS COUNTY JAIL			121	100%	121
SIGNATURE HEALTHCARE OF PORT CHARLOTTE		113	7	6%	120
BROOKDALE JENSEN BEACH		117	3	3%	120
NSPIRE HEALTHCARE TAMARAC		80	40	33%	120
ARBOR TERRACE ORTEGA LLC	2	116	2	2%	120
ARDEN COURTS OF WEST PALM BEACH		119	1	1%	120
TGH URGENT CARE – TYRONE		3	117	98%	120
SEMINOLE SPORTS AND FAMILY MEDICINE		105	15	13%	120
SEVEN HILLS HEALTH AND REHABILITATION CENTER		104	16	13%	120
MONTEFIORE MEDICAL CENTER LABORATORIES - MOSES		110	10	8%	120
PICH KTM CORP DBA MEDTOWN PHARMACY		102	17	14%	119
RDX BIOSCIENCE		60	59	50%	119
DIATHERIX LABORATORIES		70	49	41%	119
MICRO PATH LABORATORIES INC		116	3	3%	119
MY CLINICAL LAB INC		17	102	86%	119
PALMS EDGE	1	111	7	6%	119
MD NOW MEDICAL CENTERS INC		87	32	27%	119
MATHISON RETIREMENT COMMUNITY		114	5	4%	119
MED ONE AT SAINT AUGUSTINE		87	32	27%	119
FLAGLER COLLEGE HEALTH SERVICES		86	33	28%	119
EC OPCO CARROLLWOOD LLC		111	7	6%	118
WESTCHESTER MEDICAL CENTER	1	112	5	4%	118
BIODESIX, INC.		89	29	25%	118
HOBDAIRI FAMILY HEALTH LLC		82	36	31%	118
COASTAL DETOX		115	3	3%	118
COASTAL HEALTH AND REHAB		110	8	7%	118
SH HERON EAST LLC		103	15	13%	118
BROOKDALE COLONIAL PARK	2	114	1	1%	117
VILLAS OF HOLLY BROOK - BRADENTON 14TH		115	2	2%	117
JOHN KNOX VILLAGE OF CENTRAL FLORIDA		112	5	4%	117
Golfview Healthcare Center		111	6	5%	117
NEIGHBORHOOD MEDICAL CENTER		112	5	4%	117

COVID-19: testing by laboratory

Data through Apr 11, 2021 verified as of Apr 12, 2021 at 09:25 AM

Data in this report are provisional and subject to change.

The numbers in the table below represent the number of Florida and non-Florida residents for whom test results were received by the Department of Health. A person can be tested by more than one laboratory and can have both positive and negative results. **Therefore, the sum of the numbers in each column will be larger than the total number of people tested.**

Reporting lab	Inconclusive	Negative	Positive	Percent positive	Total
PRIME HEALTH OF NORTH PORT LLC		98	19	16%	117
LEE COUNTY SCHOOL DISTRICT	1	108	7	6%	116
UNIVERSITY HEALTH SYSTEM INC		105	11	9%	116
FEDERATION CCRC OPERATIONS CORP		116			116
LATE HOURS URGENT CARE		61	55	47%	116
BELVEDERE COMMONS OF FORT WALTON BEACH		106	10	9%	116
BROOKDALE PALM COAST		116			116
MD 365 MEDICAL CARE		115	1	1%	116
Hialeah Nursing And Rehabilitation Center		109	6	5%	115
Belleair Healthcare Center		109	6	5%	115
SUNFLOWER SPRINGS ASSISTED LIVING		105	10	9%	115
BROWARD HEALTH CORAL SPRINGS EPIDEMIOLOGY DEPT		1	114	99%	115
TIFFANY HALL NURSING AND REHAB CENTER		106	9	8%	115
MINUTECLINIC DIAGNOSTIC OF NORTH CAROL		91	23	20%	114
SOUTH BALDWIN MEDICAL CENTER GULF SHORES		91	23	20%	114
Courtyards of Orlando Care Center		102	12	11%	114
ISLAND DOCTORS		23	91	80%	114
TREASURE COAST MEDICAL ASSOCIATES		4	110	96%	114
WESTWOOD NURSING & REHAB		80	34	30%	114
ELAN BUENA VISTA		97	17	15%	114
CABANA AT JENSEN DUNES, THE		110	4	4%	114
UNIVERSITY MEDICAL CENTER SUITES		100	14	12%	114
SUMMIT MEDICAL GROUP PA		104	10	9%	114
PANCARE HEALTH GULF COUNTY		86	28	25%	114
KEYSTYLE LIVING LLC	1	112	1	1%	114
FHMG LAKE MARY PEDS		98	15	13%	113
PHYSICIANS REGIONAL CLINIC		84	29	26%	113
ROHR HOME		110	3	3%	113
ORANGE PARK PEDIATRICS		103	10	9%	113
ALLIED HEALTH FORT PIERCE		112			112
HOSPICE OF THE EMERALD COAST INC - PANAMA CITY	2	103	7	6%	112
BAY REGIONAL URGENT CARE	1	72	39	35%	112
CLEVELAND CLINIC FOUNDATION		12	100	89%	112
CSL PLASMA INC		9	103	92%	112
MG PORT CHARLOTTE II SUBTENANT LLC		99	12	11%	111
DELAND WELLNESS CENTER			111	100%	111
ADVENTHEALTH MEDICAL GROUP PRIMARY CARE		103	8	7%	111
ALL MY KIDS PEDIATRICS INC		78	33	30%	111
VILLAGE ON THE ISLE□		105	6	5%	111
J FRANK AVEY MD		87	24	22%	111
MORTON PLANT HOSPITAL NURSING		2	108	98%	110
LAKE HOUSE ASSISTED LIVING		93	17	15%	110
TUSCAN ISLE OPERATING COMPANY LLC DBA		106	4	4%	110
HEARTLAND SOUTH JACKSONVILLE OF JACKSONVILLE FL ,		109			109
Riviera Health Resort		108	1	1%	109
BAY PINES MEDICAL ASSOCIATES		1	108	99%	109
PEDIATRIC SERVICES AND BREATHING CENTER PA		84	25	23%	109

COVID-19: testing by laboratory

Data through Apr 11, 2021 verified as of Apr 12, 2021 at 09:25 AM

Data in this report are provisional and subject to change.

The numbers in the table below represent the number of Florida and non-Florida residents for whom test results were received by the Department of Health. A person can be tested by more than one laboratory and can have both positive and negative results. **Therefore, the sum of the numbers in each column will be larger than the total number of people tested.**

Reporting lab	Inconclusive	Negative	Positive	Percent positive	Total
FHMG- FLORIDA HOSPITAL MEDICAL GROUP		96	13	12%	109
VIERA HOSPITAL			108	100%	108
LENOX HILL HOSPITAL		99	9	8%	108
North Lake Care Center		107	1	1%	108
HOSPICE OF MARTIN & ST LUCIE, INC		105	3	3%	108
EVANS HEALTH CARE		106	2	2%	108
Ocala Oaks Rehabilitation Center		101	6	6%	107
NORTHEAST FLORIDA STATE HOSP-NURSING		106	1	1%	107
CAREMOUNT MEDICAL - PATHOLOGY		103	4	4%	107
MINUTECLINIC DIAGNOSTIC OF NORTH CARO		95	12	11%	107
NAVY HOSPITAL			107	100%	107
BAY VIEW HEALTHCARE		85	22	21%	107
HEART OF FLORIDA REGIONAL MED CTR		35	71	67%	106
NORTH FLORIDA EVALUATION AND TREATMENT CENTER	2	99	5	5%	106
PATRICK AIR FORCE BASE		3	103	97%	106
ASHRAF MEDICAL GROUP PLLC DBA PULSE MD		103	3	3%	106
325TH MEDICAL GROUP		87	19	18%	106
ELMCROFT OF BELLA VITA		98	8	8%	106
CAN COMMUNITY HEALTH		104	2	2%	106
MAJESTIC OAKS		102	3	3%	105
MEDICAL CONSULTANTS OF FLORIDA DBA	1	90	14	13%	105
ADVANCED EMURGENT CARE		28	77	73%	105
WHITE PLAINS HOSPITAL CENTER LAB		101	4	4%	105
ST PETERSBURG PEDIATRICS-SEMINOLE		92	13	12%	105
EMERALD COAST BEHAVIORAL HOSPITAL		98	6	6%	104
GIBBENS FAMILY MEDICAL, LLC		85	19	18%	104
PEDIATRIC CARE CENTER- JACKSONVILLE BEACH		75	29	28%	104
AU HEALTH		88	16	15%	104
PREDICTIVE LABORATORIES, INC	1	90	13	13%	104
G & R HEALTH MART PHARMACY		84	20	19%	104
VITAS HEALTHCARE CORP OF FLORIDA		103	1	1%	104
CARE CENTERS OF NASSAU, LLC - HENDRICKS RD		104			104
VISTA MANOR		92	12	12%	104
EAST RIDGE RETIREMENT VILLAGE INC		104			104
GRANDE, THE	2	98	4	4%	104
MINUTECLINIC DIAGNOSTIC OF OHIO LLC		82	21	20%	103
MENORAH HOUSE		102	1	1%	103
Alhambra Health and Rehabilitation		103			103
LIFESTREAM BEHAVIORIAL CENTER		82	21	20%	103
BRANDON COMMUNITY HEALTH CENTER		81	22	21%	103
ST MARK ASSISTED LIVING CENTER	1	90	12	12%	103
BAPTIST MEDICAL CENTER SOUTH		82	20	20%	102
LANDMARK HOSPITAL SOUTHWEST FLORIDA LLC		99	3	3%	102
PUTNAM COUNTY SHERIFFS OFFICE		95	7	7%	102
HENNEPIN HEALTHCARE LABORATORY		102			102
SUNSHINE GARDENS		101	1	1%	102
LECONTE MEDICAL CENTER LAB		83	19	19%	102

COVID-19: testing by laboratory

Data through Apr 11, 2021 verified as of Apr 12, 2021 at 09:25 AM

Data in this report are provisional and subject to change.

The numbers in the table below represent the number of Florida and non-Florida residents for whom test results were received by the Department of Health. A person can be tested by more than one laboratory and can have both positive and negative results. **Therefore, the sum of the numbers in each column will be larger than the total number of people tested.**

Reporting lab	Inconclusive	Negative	Positive	Percent positive	Total
MACADAMS HOME HEALTH AGENCY		100	1	1%	101
MINUTECLINIC DIAGNOSTIC OF SOUTH CAROLINA, LLC		85	16	16%	101
CCS - BROWARD COUNTY JAIL		94	7	7%	101
HARBORCHASE OF NAPLES		88	13	13%	101
NORTH SHORE MEDICAL LABS	1	93	7	7%	101
BROOKDALE VERO BEACH SOUTH AL		101			101
ORLANDO LUTHERAN TOWERS ASSISTED LIVING		101			101
DOUGLAS T JACOBSON STATE VETERANS HOME		100			100
GRAND VILLA OF DELAND		94	6	6%	100
QUALITY URGENT CARE AND WELLNESS		61	39	39%	100
UNIVERSTIY CENTER MEDICAL LLC DBA	1	94	5	5%	100
FLORIDA DEPARTMENT OF HEALTH IN WALTON COUNTY		87	13	13%	100
GLOBAL CENTRAL LABS AT PPD	2	88	10	10%	100
Consulate Health Care of Port Charlotte		98	2	2%	100
EMERALD COAST CENTER		96	4	4%	100
PruittHealth Fleming Island		87	13	13%	100
Consulate Health Care of Jacksonville		85	14	14%	99
SANIBEL INTERNAL MEDICINE, LLC		96	3	3%	99
CENTRAL FLORIDA HEALTH CARE		47	52	53%	99
AVOW HOSPICE INC		99			99
TOTAL CARE PLUS LLC			99	100%	99
MIAMI BEACH COMMUNITY HEALTH CENTER		2	97	98%	99
Cross Landings Health and Rehabilitation		97	2	2%	99
ST JOHNS COUNTY DETENTION CENTER		99			99
BLISS HEALTHCARE SERVICES	1	74	23	23%	98
KORGENE LAB	1	28	69	70%	98
PLAZA OF HALLANDALE BEACH		98			98
NORTH CENTRAL BRONX HOSPITAL		93	5	5%	98
FLORIDA COMMUNITY HEALTH CENTERS INC			98	100%	98
LANDMARK, THE		48	50	51%	98
SEMINOLE COUNTY HEALTH DEPARTMENT		79	19	19%	98
VALLEY MEDICAL CENTER		91	7	7%	98
URINEGOODHANDS LLC		96	2	2%	98
RIDGEWOOD DIAGNOSTIC LABORATORY		92	5	5%	97
ARBOR TRAIL		77	20	21%	97
SUPERIOR RESIDENCES OF LECANTO		82	15	15%	97
KALEIDA HEALTH CENTER FOR LABORATORY		91	6	6%	97
MINNESOTA TWINS		92	5	5%	97
HEALTH CENTERS AT BRENTWOOD		96	1	1%	97
DEVANSH LAB WERKS INC		79	18	19%	97
HURLBURT FIELD CLINIC		39	58	60%	97
ARDEN COURTS OF SARASOTA		79	17	18%	96
BAYSHORE MEMORY CARE		96			96
PEDIATRIC ASSOCIATES ORLANDO		82	14	15%	96
MARKET STREET VIERA		95	1	1%	96
CROSS CITY REHABILITATION AND HEALTH CARE CENTER		72	23	24%	95
MD NOW MEDICAL CENTERS, INC.		74	21	22%	95

COVID-19: testing by laboratory

Data through Apr 11, 2021 verified as of Apr 12, 2021 at 09:25 AM

Data in this report are provisional and subject to change.

The numbers in the table below represent the number of Florida and non-Florida residents for whom test results were received by the Department of Health. A person can be tested by more than one laboratory and can have both positive and negative results. **Therefore, the sum of the numbers in each column will be larger than the total number of people tested.**

Reporting lab	Inconclusive	Negative	Positive	Percent positive	Total
THE TERRACE OF KISSIMMEE		80	15	16%	95
ADVENT HEALTH CENTRA CARE - EAST ORLANDO		65	30	32%	95
ERIE COUNTY MEDICAL CTR CLINICAL LABS		90	4	4%	94
DIAGNOSTIC SOLUTIONS		3	91	97%	94
PORT CHARLOTTE REHABILITATION CENTER		81	13	14%	94
CONSULATE HEALTH CARE OF SARASOTA	1	93			94
QPS, LLC		91	3	3%	94
ADVENT HEALTH CENTRA CARE - WATERMAN		79	15	16%	94
PALM BAY HOSPITAL			93	100%	93
PRIMECARE AT TWIN LAKES		2	91	98%	93
LABFIRST - DEPARTMENT OF PATHOLOGY		89	4	4%	93
HARBOR BEACH NURSING AND REHABILITATION CENTER		90	3	3%	93
BRIDGEVIEW CENTER LLC		81	12	13%	93
PENNSYLVANIA DEPT OF HEALTH		21	72	77%	93
PRESERVE AT PALM AIRE	3	90			93
OMNI HEALTHCARE, INC		91	2	2%	93
PUBLIC SQUARE PHARMACY LLC		73	20	22%	93
STONY BROOK UNIVERSITY MEDICAL CENTER		79	14	15%	93
NEW SMYRNA BEACH URGENT CARE			92	100%	92
JOHN KNOX VILLAGE OF FLORIDA ALF	1	87	4	4%	92
EAST ALABAMA MEDICAL CENTER LABORATORY		80	12	13%	92
HAWTHORN HOUSE		78	14	15%	92
BLOCK NATION CHASE		79	13	14%	92
AFTER HOURS PEDIATRICS			92	100%	92
A COUNTRY PLACE ASSISTED LIVING FACILITY		89	2	2%	91
AVERO DIAGNOSTICS		67	24	26%	91
MAGNOLIA DIAGNOSTIC		2	89	98%	91
KINDRED AT HOME		82	9	10%	91
CENTURY CENTER FOR REHABILITATION & HEALING		73	18	20%	91
BAHIA OAKS LODGE		85	6	7%	91
HERON CLUB AT PRESTANCIA		89	2	2%	91
TREASURE COAST FORENSIC TREATMENT CTR		70	21	23%	91
DEBARY HEALTH AND REHABILITATION CENTER		88	3	3%	91
Winter Garden Rehab and Nursing Facility		79	11	12%	90
KEYS MEDICAL GROUP			90	100%	90
LAKE GIBSON VILLAGE, LLC		87	3	3%	90
ROSECASTLE AT DELANEY CREEK		89	1	1%	90
STUART LODGE LIVING LLC		66	23	26%	89
BARRY UNIVERSITY STUDENT HEALTH SERVICES		52	37	42%	89
WINDSOR OAKS		88	1	1%	89
EVENTEST, LLC		87	2	2%	89
MD 365 MEDICAL CARE PLLC		89			89
CRESTVIEW URGENT CARE		16	73	82%	89
CALADIUM PEDIATRICS		79	10	11%	89
FREEDOM INN AT TARPON SPRINGS		82	7	8%	89
NORTH FLORIDA SPINE AND WELLNESS		69	20	22%	89
RARITAN BAY PERTH AMBOY		80	9	10%	89

COVID-19: testing by laboratory

Data through Apr 11, 2021 verified as of Apr 12, 2021 at 09:25 AM

Data in this report are provisional and subject to change.

The numbers in the table below represent the number of Florida and non-Florida residents for whom test results were received by the Department of Health. A person can be tested by more than one laboratory and can have both positive and negative results. **Therefore, the sum of the numbers in each column will be larger than the total number of people tested.**

Reporting lab	Inconclusive	Negative	Positive	Percent positive	Total
ATRIUM AT LIBERTY PARK		85	4	4%	89
Conway Lakes Health and Rehabilitation Center		89			89
Lanier Rehab		64	25	28%	89
GOVERNOR’S CREEK HEALTH & REHABILITATION		87	1	1%	88
Winter Park Care and Rehab		87	1	1%	88
EXPRESS DOCS LLC			88	100%	88
LAFAYETTE NURSING AND REHABILITATION CENTER		86	2	2%	88
TALLAHASSEE VA OPC		84	4	5%	88
Baldwin Pediatrix		77	11	13%	88
COOPER FAMILY MEDICAL PLLC		68	20	23%	88
LONGWOOD CARDIOLOGY			88	100%	88
ORANGE COUNTY CORRECTIONS HEALTH SERVICES		68	19	22%	87
CATHOLIC HEALTH SERVICES REGIONAL LAB		79	8	9%	87
BRANDON HEALTH AND REHABILITATION CENTER	1	85	1	1%	87
CLYDE E LASSEN STATE VETERANS NURSING HOME		62	25	29%	87
EISENHOWER ARMY MEDICAL CENTER		80	7	8%	87
UNIVERSITY OF NEW MEXICO HOSPITAL		87			87
WE SCREEN LLC		84	3	3%	87
BAYLOR GENETICS		75	12	14%	87
PACIFIC ANALYTICS			87	100%	87
TREASURE COAST PEDIATRICS PA		81	6	7%	87
PANIRA HEALTHCARE CLINIC		2	85	98%	87
CATHOLIC HEALTH SYSTEM DEPT LABORATORY		84	3	3%	87
VILLAGES VA CBOC	2	78	6	7%	86
SIGNATURE HEALTHCARE OF MIDDLEBURG		84	2	2%	86
MIAMI SHORES NURSING & REHAB		86			86
ACE BIOMEDICAL LABS LLC		73	13	15%	86
JERICOHO URGENT CARE		82	4	5%	86
AESTHETIC SURGERY CENTER OF WINTER PARK, THE	3	78	5	6%	86
DISCOVERY VILLAGE AT THE FORUM		86			86
BRILLIANCE ASSISTED LIVING		69	17	20%	86
PENSACOLA DEVELOPMENTAL CENTER		67	19	22%	86
GRAND OAKS OF JENSEN BEACH LLC		85	1	1%	86
FLORIDA PEDIATRIC GROUP		31	54	64%	85
BISHOP GRADY VILLAS		83	2	2%	85
W. FRANK WELLS NURSING HOME		84	1	1%	85
SOUTH LAKE PEDIATRICS		76	9	11%	85
HUNTINGTON HOSPITAL LABORATORY		82	3	4%	85
PRMG - EAST NAPLES	1	73	11	13%	85
BEACHES PEDIATRICS PA		80	5	6%	85
MEDEXPRESS - BLOOMIN BRANDS		65	20	24%	85
WALGREENS #12673		82	3	4%	85
ST VINCENT'S BIRMINGHAM		78	7	8%	85
LONG TERM CARE OF JAY, LLC		63	21	25%	84
NITE LITE PEDIATRICS – JACKSONVILLE		76	8	10%	84
ARBOR OAKS AT TYRONE	9	73	2	2%	84
SUWANNEE COUNTY SHERIFF OFFICE		81	3	4%	84

COVID-19: testing by laboratory

Data through Apr 11, 2021 verified as of Apr 12, 2021 at 09:25 AM

Data in this report are provisional and subject to change.

The numbers in the table below represent the number of Florida and non-Florida residents for whom test results were received by the Department of Health. A person can be tested by more than one laboratory and can have both positive and negative results. **Therefore, the sum of the numbers in each column will be larger than the total number of people tested.**

Reporting lab	Inconclusive	Negative	Positive	Percent positive	Total
PARK OF THE PALMS INC		83	1	1%	84
PEDIATRIC SERVICES OF AMERICA INC		79	5	6%	84
PINES OF SARASOTA GARDEN		84			84
MID FLORIDA PRIMARY CARE PA		69	14	17%	83
PLYMOUTH HOME FOR ADULTS, INC.	8	74	1	1%	83
MEDRITE URGENT CARE		69	14	17%	83
CANOPY ON BERRYHILL, THE		51	32	39%	83
LABCORP EMPLOYER SERVICES		82	1	1%	83
Summit Medical Group, Pa Db a Citymd		76	7	8%	83
LAKE HOWELL FAMILY MEDICINE ASSOCIATES		69	14	17%	83
HUNTSVILLE HOSPITAL LABORATORY		58	25	30%	83
THE PAVILION FOR HEALTH CARE		72	10	12%	82
Lexington Health and Rehabilitation Center		82			82
LAB		29	53	65%	82
ARLINGTON OF NAPLES INC, THE		82			82
BIO-TECH CLINICAL LABORATORIES		41	40	49%	81
COLONY CARE CENTER		65	16	20%	81
CHAMBREL AT ISLAND LAKE		78	3	4%	81
ALLIANCE PEDIATRICS		49	31	39%	80
BALMORAL TENANT SERVICES INC	1	43	36	45%	80
GRACE MEDICAL HOME		65	15	19%	80
JENNIFER J CHIAVETTA-GRLSANTI DC		64	16	20%	80
ECOLAB GROUP		45	35	44%	80
LAB PLUS, LLC AT SAINT THOMAS WEST HOSPITAL		66	14	18%	80
EDGEWATER AT WATERMAN VILLAGE		78	1	1%	79
AR ANESTHESIA LLC		77	2	3%	79
SIMED LABORATORY		63	16	20%	79
VETERANS AFFAIRS MEDICAL CENTER - PALO ALTO		28	51	65%	79
INSTITUTE OF PATHOLOGY KINGS COUNTY		76	3	4%	79
CBS LABS OF TAMPA LLC		3	76	96%	79
HOLMES COUNTY HEALTH DEPARTMENT	1	64	13	17%	78
CENTRAL BALDWIN IMMEDIATE CARE & FAMILY PRACTICE		60	18	23%	78
EMERGENCY PHYSICIANS MEDICAL CENTER LLC		57	21	27%	78
LAKE MORTON PLAZA□		75	3	4%	78
BROWARD HEALTH MEDICAL CENTER CLINICAL LAB			78	100%	78
ROYAL CARE OF AVON PARK		75	3	4%	78
NEW MEXICO STATE PUBLIC HEALTH DIVISION		78			78
CAMPBELL URGENT CARE		14	64	82%	78
ORANGE CITY NURSING AND REHAB		75	2	3%	77
PERSONAL PEDIATRICS		68	9	12%	77
WEST VOLUSIA FAMILY AND SPORTS MEDICINE		75	2	3%	77
MISIR DRUGS LLC		64	13	17%	77
BAYCARE MEDICAL GROUP		71	6	8%	77
HEALTH FIRST - PALM BAY HOSPITAL		2	75	97%	77
BOND CLINIC PA		45	32	42%	77
DELCARE PA		60	16	21%	76
WALGREENS 9627		70	6	8%	76

COVID-19: testing by laboratory

Data through Apr 11, 2021 verified as of Apr 12, 2021 at 09:25 AM

Data in this report are provisional and subject to change.

The numbers in the table below represent the number of Florida and non-Florida residents for whom test results were received by the Department of Health. A person can be tested by more than one laboratory and can have both positive and negative results. **Therefore, the sum of the numbers in each column will be larger than the total number of people tested.**

Reporting lab	Inconclusive	Negative	Positive	Percent positive	Total
DOH-WEST PALM BEACH BRANCH LABORATORY		3	73	96%	76
ASSOCIATED CLINICAL LABORATORIES		68	8	11%	76
MOBILE PHYSICIAN SERVICES INC		68	8	11%	76
S-H THIRTY-FIVE OPCO- PORT ST LUCIE, LLC	1	75			76
INFINITY BIOLOGIX LLC OAKDALE		71	5	7%	76
DYNAMIC MEDICAL USA			76	100%	76
ALTAMONTE PEDIATRIC ASSOCIATES		31	45	59%	76
WINDSOR REFLECTIONS		75	1	1%	76
CLINICAL PATHOLOGY ASSOCIATES-SONIC REFERENCE LAB		76			76
LEVY COUNTY DEPARTMENT OF HEALTH		55	21	28%	76
PROMEDICA LABORATORIES		21	55	72%	76
JACOBI MEDICAL CENTER		70	5	7%	75
BROWARD HEALTH MEDICAL CENTER		3	72	96%	75
DOCTORS CENTER PA,THE		63	12	16%	75
ADVENTHEALTH EXPRESSCARE		45	30	40%	75
BAYFRONT MEDICAL		53	22	29%	75
TROPICANA MANUFACTURING COMPANY INC		68	6	8%	74
NOAH CLINICAL LABORATORY		63	11	15%	74
OAK MANOR NURSING HOME		70	4	5%	74
SCOTT LAKE HEALTH AND REHABILITATION CENTER		71	3	4%	74
BROOKDALE OVIEDO		72	2	3%	74
STONY BROOK SOUTHAMPTON		72	2	3%	74
SUN CLINICAL LABORATORIES		73	1	1%	74
GEORGIA PUBLIC HEALTH LABORATORY		65	9	12%	74
WATERCREST ST LUCIE WEST	1	69	3	4%	73
CONSULATE HEALTH CARE - LAKE MARY		72	1	1%	73
GOOD HEARTS COVID TESTING		30	43	59%	73
MICHAEL AKPEKE MD		64	9	12%	73
NOMI HEALTH LAB SERVICES LLC		5	68	93%	73
PALM RIVER COMMUNITY HEALTH CENTER		66	7	10%	73
CRAIG BERGER MD PL D/B/A BAY AREA EYE INSTITUTE		72			72
WALGREENS 2941		69	3	4%	72
SOS MOBILE MEDICAL CARE LLC		61	11	15%	72
LPG PRIMARY CARE AT SURFSIDE		64	8	11%	72
DISCOVERY VILLAGE AT PALM BEACH GARDENS		71	1	1%	72
MD LABS		45	27	38%	72
PANCARE HEALTH - FREEPORT CLINIC SUITE B		63	9	13%	72
LAKE CITY VA MEDICAL CENTER			72	100%	72
HAVEN OF OUR LADY OF PEACE		72			72
GV NAPLES OPCO, LLC		71	1	1%	72
CONCENTRA - FT LAUDERDALE - COMMERCIAL BLVD		71			71
AMMON LABS		61	10	14%	71
GRAND ST PAUL CVS		70	1	1%	71
INN AT ASTON GARDENS AT PELICAN POINTE,THE		67	4	6%	71
PANCARE HEALTH - MALONE CLINIC		64	7	10%	71
NORTH SHORE UNIVERSITY HOSPITAL LABORATORY		65	6	8%	71
NORTH FLORIDA PEDIATRICS		57	14	20%	71

COVID-19: testing by laboratory

Data through Apr 11, 2021 verified as of Apr 12, 2021 at 09:25 AM

Data in this report are provisional and subject to change.

The numbers in the table below represent the number of Florida and non-Florida residents for whom test results were received by the Department of Health. A person can be tested by more than one laboratory and can have both positive and negative results. **Therefore, the sum of the numbers in each column will be larger than the total number of people tested.**

Reporting lab	Inconclusive	Negative	Positive	Percent positive	Total
ADVENT HEALTH - LAKE MARY		61	10	14%	71
CENTRAL FLORIDA PEDIATRICS		38	33	46%	71
CL BRUMBACK PRIMARY CARE CLINICS		17	54	76%	71
AESTHETIC ENHANCEMENTS		71			71
ADVANCED LAB		67	4	6%	71
STERLING HOUSE OF TALLAHASSEE	3	62	6	8%	71
BENTLEY CARE CENTER		70			70
CVS MINUTE CLINIC		1	69	99%	70
TAMPA BAY CONCIERGE DOCTOR, LLC		68	2	3%	70
SUNCOAST COMMUNITY HEALTH CENTERS PEDIATRICS		21	49	70%	70
BioReference Laboratories, Inc		8	62	89%	70
FLORIDA MEDICAL CLINIC PA		48	22	31%	70
SUMMIT AT VENICE	2	63	5	7%	70
LUTHERAN HAVEN ASSISTED LIVING		70			70
ENCOMPASS HEALTH REHABILITATION HOSPITAL OF LARGO		67	3	4%	70
USF HEALTH MORSANI CENTER		5	65	93%	70
WALGREENS #04809		62	8	11%	70
BOND CLINIC DR ELDEEB		35	35	50%	70
Highlands Regional Hospital		63	7	10%	70
HARMONY CLINIC		1	69	99%	70
HERITAGE HEALTHCARE AND REHABILITATION CENTER		69			69
VANDERBILT UNIVERSITY MEDICAL CENTER		61	8	12%	69
CP/AIG PENSACOLA DEVELOPMENT LLC		66	3	4%	69
MEMORIAL MANOR		69			69
THOMAS INTERNAL MEDICINE		58	11	16%	69
CHILDRENS CLINIC		27	42	61%	69
SAN JOSE SENIOR CARE LLC	1	43	25	36%	69
INDIGO MANOR		22	47	68%	69
TITUSVILLE FAMILY PRACTICE		16	53	77%	69
PLANTATION GENERAL HOSPITAL CLINICAL LAB		26	43	62%	69
THE GOOD SHEPARDS OF DELAND-WEST		68	1	1%	69
PARKSIDE INN	3	64	2	3%	69
GENPATH			68	100%	68
MED EXPRESS		6	62	91%	68
SUNCOAST OPTIMAL WELLNESS		23	45	66%	68
PROMEDICA SENIOR LIVING		64	4	6%	68
BIG BOCA SMILES LLC		66	2	3%	68
BARNETT PARK		2	66	97%	68
AEL- MEMPHIS		17	51	75%	68
SHERMAN-ABRAMS LABORATORY INC		63	5	7%	68
SOMERBY OF SANTA ROSA BEACH		58	9	13%	67
BREVARD HEALTH ALLIANCE INC		64	3	4%	67
MEASE MANOR INC		63	4	6%	67
EC OPCO PENSACOLA, LLC		66	1	1%	67
ARTHREX MEDICAL CENTER		39	28	42%	67
LINCOLN MEDICAL AND MENTAL HEALTH CENTER		63	3	5%	66
SANTA BARBARA CARE CENTER		45	21	32%	66

COVID-19: testing by laboratory

Data through Apr 11, 2021 verified as of Apr 12, 2021 at 09:25 AM

Data in this report are provisional and subject to change.

The numbers in the table below represent the number of Florida and non-Florida residents for whom test results were received by the Department of Health. A person can be tested by more than one laboratory and can have both positive and negative results. **Therefore, the sum of the numbers in each column will be larger than the total number of people tested.**

Reporting lab	Inconclusive	Negative	Positive	Percent positive	Total
AMERICAN FAMILY MEDICAL		53	13	20%	66
BOND AND STEELE CLINIC, PA		52	14	21%	66
VETERANS AFFAIRS MEDICAL CENTER - GULF COAST		27	39	59%	66
BENTLEY VILLAGE II		57	9	14%	66
SAMFORD UNIVERSITY HEALTH SERVICES		65	1	2%	66
COASTAL LABORATORIES OF FLORIDA		58	8	12%	66
Stratford Court of Palm Harbor		56	10	15%	66
MEDEX MEDICAL EXPRESS OF PALATKA			66	100%	66
OKEECHOBEE URGENT CARE		17	49	74%	66
BROOKDALE CENTRE POINTE	1	64			65
ROCKLEDGE REGIONAL MEDICAL CENTER		30	35	54%	65
CORAL GABLES HOSPITAL			65	100%	65
DEVELOPMENTAL DISABILITIES DEFENDANT PROGRAM		63	2	3%	65
OUT OF STATE		40	25	38%	65
INTERNAL MEDICINE ASSOCIATES PA		61	4	6%	65
ISLAND COAST PEDIATRICS		58	7	11%	65
HERNANDO COUNTY FIRE RESCUE DISTRICT		31	34	52%	65
WADSWORTH HEALTH CENTER		62	3	5%	65
ADVENT HEALTH CENTRA CARE - WINTER GARDEN		19	46	71%	65
TOWERS HOME CARE☐		61	4	6%	65
NXGEN MDX		20	45	69%	65
SUMMER VISTA ASSISTED LIVING		38	27	42%	65
THE TRADITION OF THE PALM BEACHES		64	1	2%	65
LPG CONVENIENT CARE AT PINE ISLAND ROAD		58	6	9%	64
VIERA HEALTH AND REHABILITATION CENTER		62	2	3%	64
SILVER LAKE PEDIATRICS PA		57	7	11%	64
TROY REGIONAL MEDICAL CENTER		53	11	17%	64
NORTH FLORIDA MEDICAL CENTER		58	6	9%	64
FAST PACE MEDICAL CLINIC, PLLC		55	9	14%	64
SUNCOAST TECHNICAL COLLEGE SCHOOL OF HEALTH		64			64
Gulfport Rehabilitation Center		61	3	5%	64
JOSEPH L MORSE GERIATRIC CENTER	2	59	3	5%	64
GREENLEAF ALF		63	1	2%	64
TRINITY AL SENIOR HOUSING LLC☐		45	19	30%	64
MICHAEL A VENAZIO MD		61	3	5%	64
NEMOURS CHILDRENS PRIMARY CARE OVIEDO		51	13	20%	64
BEEHIVE HOMES OF GULF BREEZE		47	16	25%	63
MINUTECLINIC DIAGNOSTIC OF NEW JERSEY		56	7	11%	63
DAVID POSNACK JEWISH DAY SCHOOL		63			63
APC PEDIATRICS AT RYE ROAD MEDICAL PARK		63			63
MEDI CLINIC SARASOTA INC		62	1	2%	63
BURRY'S PHARMACY INC		38	25	40%	63
WILSON MEMORIAL REGIONAL MEDICAL CENTER		59	4	6%	63
FLORIDA HEALTH CARE		8	55	87%	63
BRADFORD COUNTY HEALTH DEPARTMENT		61	1	2%	62
OVERLOOK HOSPITAL LABORATORY		57	5	8%	62
EAST HILL PHARMACY		43	19	31%	62

COVID-19: testing by laboratory

Data through Apr 11, 2021 verified as of Apr 12, 2021 at 09:25 AM

Data in this report are provisional and subject to change.

The numbers in the table below represent the number of Florida and non-Florida residents for whom test results were received by the Department of Health. A person can be tested by more than one laboratory and can have both positive and negative results. **Therefore, the sum of the numbers in each column will be larger than the total number of people tested.**

Reporting lab	Inconclusive	Negative	Positive	Percent positive	Total
CVS NY4098030POCT NEW YORK		61	1	2%	62
CINNAMON COVE ALF		61	1	2%	62
ST VINCENTS PRIMARY CARE		57	5	8%	62
MENTAL HEALTH CARE INC		53	9	15%	62
NICEVILLE URGENT CARE		16	46	74%	62
GOLDEN POND COMMUNITIES		62			62
PANCARE HEALTH - JACKSON COUNTY		51	11	18%	62
EMERALD COAST HOSPICE		61	1	2%	62
PALM BAY URGENT CARE		28	34	55%	62
LAKELAND REGIONAL HEALTH		38	24	39%	62
ADVENT HEALTH - PALM COAST		1	61	98%	62
ST FRANCIS HOSPITAL		53	8	13%	61
RITECARE MED CTR H			61	100%	61
SUMTER PEDIATRICS		56	5	8%	61
SIMEDHEALTH LLC		51	10	16%	61
WASHINGTON REHABILITATION AND NURSING CENTER		51	10	16%	61
MINUTECLINIC DIAGNOSTIC OF KANSAS, PA		52	9	15%	61
81ST MEDICAL GROUP		28	32	53%	60
CHILDREN'S HOSPITAL OF ALABAMA		59	1	2%	60
ROSECASTLE OF JACKSONVILLE LLC		59	1	2%	60
WAVE CREST HEALTH AND REHABILITATION CENTER		57	3	5%	60
SONORAN DESERT PATHOLOGY ASSOCIATES		3	57	95%	60
LABCORP		17	43	72%	60
PREMISE HEALTH MIA		22	38	63%	60
NAPHCARE INC		55	5	8%	60
TWIN CREEKS ASSISTED LIVING & MEMORY CARE		57	3	5%	60
SAFARI PEDIATRICS PA		59	1	2%	60
INTERNAL LAB		50	10	17%	60
KESHAV RX LLC		49	11	18%	60
THE PRESERVE AT CLEARWATER		58	2	3%	60
MEDICAL PAVILION CLINIC		44	16	27%	60
GRAND AVENUE RX			59	100%	59
ERIC C MRSHAL, MD, PC #1842		56	3	5%	59
STEINHATCHEE FAMILY MEDICAL CENTER	1	50	8	14%	59
FLORIDA HEALTH CARE DELAND			59	100%	59
CARDIOLOGY AND MEDICINE ASSOCIATES		43	16	27%	59
BIG BEND CARES, INC		51	8	14%	59
MULBERRY CARE CENTER		49	10	17%	59
CDR MAGUIRE INC	1	7	51	86%	59
UHEALTH AT FISHER ISLAND			59	100%	59
TBI RESIDENTIAL SERVICES, INC.		48	11	19%	59
Palms at Ponte Vedra Assisted Living and Memory Care		56	3	5%	59
ERDOX		56	3	5%	59
FERN PARK DEVELOPMENTAL CENTER		5	54	92%	59
MILLENIUM PHYSICIANS GROUP		1	58	98%	59
BIOTECH		52	7	12%	59
ST CLOUD PHYSICIAN MANAGEMENT LLC DBA ST CLOUD		28	31	53%	59

COVID-19: testing by laboratory

Data through Apr 11, 2021 verified as of Apr 12, 2021 at 09:25 AM

Data in this report are provisional and subject to change.

The numbers in the table below represent the number of Florida and non-Florida residents for whom test results were received by the Department of Health. A person can be tested by more than one laboratory and can have both positive and negative results. **Therefore, the sum of the numbers in each column will be larger than the total number of people tested.**

Reporting lab	Inconclusive	Negative	Positive	Percent positive	Total
SONATA BOCA RATON		54	4	7%	58
MICHIGAN DEPARTMENT OF HEALTH AND HUMAN SERVICES	1		57	98%	58
ADVENTHEALTH MEDICAL GROUP MULTISPECIALTY			58	100%	58
Margate Health and Rehabilitation Center		56	2	3%	58
MEDLOGIC LABORATORIES		3	55	95%	58
CALHOUN COUNTY HEALTH DEPT		29	29	50%	58
FAMILY HEALTH CENTER		41	17	29%	58
HORIZON ALF		57	1	2%	58
COOPER FAMILY MEDICAL, PLLC		48	10	17%	58
TUKA PEDIATRICS		7	51	88%	58
BUECHELE DENTAL PA DBA CLERMONT FAMILY DENTISTRY		48	10	17%	58
KINDRED HOSPITAL CENTRAL TAMPA BLOOD GAS	1	52	5	9%	58
MIRIMUS CLINICAL LABS	1	22	35	60%	58
EVIVIA		55	3	5%	58
GEORGE E WEEMS MEMORIAL HOSPITAL LAB		48	10	17%	58
ALEXANDER NININGER STATE VETERANS		58			58
ALL AMERICAN URGENT CARE			57	100%	57
KEY WEST MEDICAL CENTER	1	50	6	11%	57
THE CANOPY AT BERRYHILL		57			57
MARQUIS LABS, LLC		55	2	4%	57
MINUTECLINIC DIAGNOSTIC OF HAWAII LLC		50	7	12%	57
ADVENT HEALTH - MOUNT DORA		10	47	82%	57
MALCOM RANDALL DEPT OF VAMC			57	100%	57
VALENCIA HOUSE ALF		55	2	4%	57
KAPG FLEMING ISLAND SENIOR HOUSING OPCO LLC	1	56			57
DEPT OF VA MED CENTE-WEST PALM BEACH			57	100%	57
GENESIS DERMATOLOGY		53	4	7%	57
CLINICAL LABS OF HAWAII		57			57
FINLAY CLINICAL LABORATORY		20	37	65%	57
REHAB AND HEALTHCARE CENTER OF CAPE CORAL		57			57
ASCENSION SACRED HEART BAY LABORATORY		54	3	5%	57
ALZHEIMERS CARE CENTER OF VIERA LTD		37	20	35%	57
CARE CENTERS OF NASSAU LLC MINER ROAD SOUTH		57			57
MEADOWCREST FAMILY PHYSICIANS PA	1	33	22	39%	56
NORTH FLORIDA PEDIATRICS - JACKSONVILLE		50	6	11%	56
SARATOGA HOSPITAL LABORATORY		51	5	9%	56
TIFFANY HALL NURSING AND REHAB		44	12	21%	56
LEE COMMUNITY HEALTHCARE - LEHIGH		48	8	14%	56
CORNERSTONE PEDIATRICS		44	12	21%	56
EAGLES WATCH CLUSTER		47	9	16%	56
BIOREFERENCE LABORATORIES INC		4	52	93%	56
ATLAN		48	8	14%	56
PHYSICIANS PRIMARY CARE OF SOUTHWEST FLORIDA		39	17	30%	56
ATRIA PARK OF LAKE FOREST (WG HERITAGE LF LLC)		54	2	4%	56
PATHOLOGY CONSULTANTS OF NEW MEXICO		56			56
HIALEAH HOSPITAL RESPIRATORY DEPT			56	100%	56
MAUREEN OROURKE-FUTEY			56	100%	56

COVID-19: testing by laboratory

Data through Apr 11, 2021 verified as of Apr 12, 2021 at 09:25 AM

Data in this report are provisional and subject to change.

The numbers in the table below represent the number of Florida and non-Florida residents for whom test results were received by the Department of Health. A person can be tested by more than one laboratory and can have both positive and negative results. **Therefore, the sum of the numbers in each column will be larger than the total number of people tested.**

Reporting lab	Inconclusive	Negative	Positive	Percent positive	Total
Salerno Bay Health & Rehabilitation Center		45	10	18%	55
SOUTHSIDE HOSPITAL NORTHWELL HEALTH LABORATORY		48	7	13%	55
MINUTECLINIC DIAGNOSTIC OF SOUTH CAROL		50	5	9%	55
DOT DOC SARASOTA		50	5	9%	55
VPA PC LAB		48	7	13%	55
KENDALL REGIONAL MEDICAL CENTER LAB	3		52	95%	55
S-H THIRTY FIVE OPCO - ORANGE CITY, LLC		45	10	18%	55
PREMIER MEDICAL ASSOCIATES ALL FLORIDA LLC		54	1	2%	55
GENTIVA HEALTH SERVICES CERTIFIED INC		52	3	5%	55
SONATA HUNTERS CREEK		47	8	15%	55
EAST CENTRAL FLORIDA OUTPATIENT IMAGING		43	12	22%	55
WEST ISLIP URGENT CARE		50	5	9%	55
CENTRA CARE – LAKE NONA		6	49	89%	55
SPRING MANOR ASSISTED LIVING		55			55
NITE LITE PEDIATRICS - PORT ST. LUCIE		46	9	16%	55
PALM BAY PEDIATRICS		36	19	35%	55
LAKE CO EMPLOYEE HEALTH AND WELLNESS CENTER		48	6	11%	54
FAMILY EXTENDED CARE OF PUNTA GORDA		54			54
CAMBRIDGE SECURITY SERVICES		51	3	6%	54
CLERMONT HEALTH AND REHAB		40	14	26%	54
UNITED LABORATORY SERVICES CORPORATION		38	16	30%	54
APOLLOMDX LABS		32	22	41%	54
ST. CLOUD MEDICAL GROUP		54			54
SARASOTA CO. HEALTH DEPT # 58		40	14	26%	54
FUTURE PEDIATRICS		51	3	6%	54
JUNIPER VILLAGE AT NAPLES		53	1	2%	54
LONG ISLAND UNIVERSITY - POST CAMPUS		50	4	7%	54
CERTUS MTD OPCP LLC		52	2	4%	54
ORTHOPAEDIC SURGERY CENTER		54			54
BARNES HEALTHCARE OF FLORIDA LLC		49	4	8%	53
Osprey Point Nursing Center		51	2	4%	53
QUOTIENT SCIENCES LABS LLC			53	100%	53
SOMERSET			53	100%	53
Jupiter Medical Center Pavilion		52	1	2%	53
Bon Secours Maria Manor		48	5	9%	53
MISSION OAKS ASSISTED LIVING		51	2	4%	53
PENNSYLVANIA DEPARTMENT OF HEALTH BUREAU OF LABORATORIES			53	100%	53
LITTLE NECK URGENT CARE		51	2	4%	53
UNIVERSITY OF WEST FLORIDA, THE		52	1	2%	53
TRADITIONAL HOME HEALTH OF PALM BEACH INC		52	1	2%	53
CITYMD OF MANAHAWKIN		51	2	4%	53
LONG ISLAND JEWISH MED CTR		48	4	8%	52
HOME CARE PHARMACY		52			52
ALLIANCE COMMUNITY FOR RETIREMENT LIVING		52			52
INTERNAL MEDICINE SPECIALIST		46	6	12%	52
ORCHID COVE AT DAYTONA		45	7	13%	52
ADVENT HEALTH EXPRESS CARE		5	47	90%	52

COVID-19: testing by laboratory

Data through Apr 11, 2021 verified as of Apr 12, 2021 at 09:25 AM

Data in this report are provisional and subject to change.

The numbers in the table below represent the number of Florida and non-Florida residents for whom test results were received by the Department of Health. A person can be tested by more than one laboratory and can have both positive and negative results. **Therefore, the sum of the numbers in each column will be larger than the total number of people tested.**

Reporting lab	Inconclusive	Negative	Positive	Percent positive	Total
HOLY NAME HOSPITAL LABORATORY		50	2	4%	52
ROCHESTER GENERAL HOSPITAL LABORATORY		48	4	8%	52
PHILLIPPE RIDGE		40	12	23%	52
1ST PRIORITY LAB SERVICES		44	8	15%	52
SNH BRFL TENANT LLC	2	50			52
ENCOMPASS HEALTH REHABILITATION HOSPITAL		52			52
ADVENT HEALTH		49	3	6%	52
MIAMI CLINICAL RESEARCH CORP		12	39	76%	51
AVANTE ST CLOUD		48	3	6%	51
FELICIDAD MEDICAL CENTER		5	46	90%	51
OCOEE PEDIATRICS		44	7	14%	51
GULFVIEW MEDICAL INSTITUTE		51			51
INN AT THE FOUNTAINS, THE		34	17	33%	51
LPG PEDIATRICS AT PAGE FIELD		50	1	2%	51
WALGREENS #10373		49	2	4%	51
Grand Villa of Clearwater		47	4	8%	51
SOUTH CAROLINA DEPT OF HEALTH AND ENVIRONMENT CONTROL		11	40	78%	51
GUIDEWELL EMERGENCY MEDICINE DOCTORS LLC		23	28	55%	51
SOUTHEAST ALABAMA MEDICAL CENTER			51	100%	51
NEW YORK PRESBYTERIAN - QUEENS DIAGNOSTIC		47	4	8%	51
LAKELAND REGIONAL HEALTH GATEWAY CENTER		28	23	45%	51
RAINBOW PEDIATRICS PC LLC / BREAKFAST POINT		39	11	22%	50
BETHUNE-COOKMAN UNIVERSITY		32	18	36%	50
CARE ATC - ANDES			50	100%	50
BENTON HOUSE OF PORT ORANGE		44	6	12%	50
CAMP BOGGY CREEK		49	1	2%	50
QHC UPSTATE MEDICAL PC		41	9	18%	50
POPLAR HEALTHCARE PLLC	1	11	38	76%	50
MARIANNA HEALTH AND REHABILITATION CENTER		49	1	2%	50
PORT ST. LUCIE - ZAXBY'S		50			50
NORTH FLORIDA PHARMACY		44	6	12%	50
CAPE REGIONAL MEDICAL CENTER		47	3	6%	50
TGH URGENT CARE POWERED BY FAST TRACK			50	100%	50
PRACTICE MANAGEMENT OF AMERICA, INC.		7	43	86%	50
AMELIA ASSISTED LIVING FACILITY		50			50
HILA BECKERMAN MD LLC	1	45	4	8%	50
ST JOSEPHS HOSPITAL SOUTH HOSPITAL			50	100%	50
LAKE SHERIFF		39	11	22%	50
SOLARIS SENIOR LIVING NORTH NAPLES		48	1	2%	49
IMA MEDICAL CENTER		34	15	31%	49
ADVENT HEALTH - FOUR CORNERS ER		37	12	24%	49
ST ANTHONYS PRIMARY CARE LLC/JACKSON STREET			49	100%	49
USF		1	48	98%	49
DOH		23	26	53%	49
JOHN D ARCHBOLD MEMORIAL HOSPITAL		48	1	2%	49
HEALTH FIRST - CAPE CANAVERAL HOSPITAL		1	48	98%	49
ADVANCE URGENT CARE CENTER, LLC		8	41	84%	49

COVID-19: testing by laboratory

Data through Apr 11, 2021 verified as of Apr 12, 2021 at 09:25 AM

Data in this report are provisional and subject to change.

The numbers in the table below represent the number of Florida and non-Florida residents for whom test results were received by the Department of Health. A person can be tested by more than one laboratory and can have both positive and negative results. **Therefore, the sum of the numbers in each column will be larger than the total number of people tested.**

Reporting lab	Inconclusive	Negative	Positive	Percent positive	Total
NORTHBROOK CENTER FOR		47	2	4%	49
Citymd Of Toms River		42	7	14%	49
PREMIUM HEALTH SERVICES OF TAMPA BAY LLC		27	22	45%	49
ADVENTIST HEALTH SYSTEM FLORIDA		34	15	31%	49
MILLENIA ADVANCED SCIENTIFIC LLC			49	100%	49
ALLEGRO		47	2	4%	49
OPTUMCARE SOUTH FLORIDA, LLC		42	7	14%	49
SOFT CELL LABORATORIES		45	4	8%	49
SEWANEE MOLECULAR DIAGNOSTICS LABORATO		48			48
BITTINGS APOTHECARY INC		42	6	13%	48
PREMIER COMMUNITY HEALTHCARE GROUP INC		46	2	4%	48
THE TERRACE OF JACKSONVILLE		3	45	94%	48
BAPTIST URGENT CARE		44	4	8%	48
COURTYARD GARDENS OF JUPITER		48			48
MORTON PLANT			48	100%	48
INTERCOASTAL MEDICAL GROUP		2	46	96%	48
CAREMED INTERNAL MEDICINE		30	18	38%	48
ENCOMPASS HEALTH REHABILITATION HOSPITAL OF SARASOTA		48			48
GRAND OAKS OF PALM CITY LLC	1	41	6	13%	48
S-H THIRTY FIVE OPCO - LUTZ, LLC		47	1	2%	48
PREMIER MEDICAL ASSOCIATES		46	2	4%	48
COURTYARD GARDENS OF BOYNTON BEACH, LLC		45	3	6%	48
SMS DO PA		40	8	17%	48
ISLAND URGENT CARE PLLC		44	4	8%	48
NIGHT LITE PEDIATRICS CENTER LLC		10	38	79%	48
FHMG_CTR FOR SENIOR HEALTH		43	5	10%	48
LEE MEMORIAL HEALTH SYSTEM D/B/A LEE COMMUNITY		44	4	8%	48
BAY CENTER HURRICANE SHELTER		48			48
ORLANDO CLINICAL RESEARCH CENTER		45	3	6%	48
NAPLES PEDIATRICS INC		43	5	10%	48
MADISON COUNTY MEMORIAL HOSPITAL LABORATORY		15	33	69%	48
WINTER GARDEN REHAB AND NURSING CENTER		43	4	9%	47
URGENT CARE & WELLNESS CENTER		15	32	68%	47
INTERLAB		1	46	98%	47
FAMILY EXTENDED CARE OF WINTER HAVEN		45	2	4%	47
URGENT CARE USA LLC		2	45	96%	47
MOBILE DOC FL, LLC		29	18	38%	47
LPG PRIMARY CARE AT PINE ISLAND		39	8	17%	47
COMPLETE HOME CARE OF THE PALM BEACHES LLC		43	4	9%	47
MINUTECLINIC, LLC		41	6	13%	47
NAVARRE GARDENS		41	6	13%	47
ADVENTHEALTH MEDICAL GROUP FAMILY MEDICINE		42	5	11%	47
HERNANDO ENDOSCOPY AND SURGERY CENTER		36	11	23%	47
ADVENT HEALTH - LAKE WALES		35	12	26%	47
LINCOLN DIAGNOSTIC LAB		45	2	4%	47
H LEE MOFFITT CANCER CENTER MICRO		46			46
PANCARE HEALTH - BAY COUNTY - YOUNGSTOWN		41	5	11%	46

COVID-19: testing by laboratory

Data through Apr 11, 2021 verified as of Apr 12, 2021 at 09:25 AM

Data in this report are provisional and subject to change.

The numbers in the table below represent the number of Florida and non-Florida residents for whom test results were received by the Department of Health. A person can be tested by more than one laboratory and can have both positive and negative results. **Therefore, the sum of the numbers in each column will be larger than the total number of people tested.**

Reporting lab	Inconclusive	Negative	Positive	Percent positive	Total
HARTFORD HEALTH SERVICES LLC		46			46
ADVENT HEALTH MEDICAL GROUP OB GYN AT		40	6	13%	46
LPG PULMONOLOGY-COCONUT POINT		39	7	15%	46
Guardian Care Nursing and Rehabilitation Center		46			46
JFK MEDICAL CENTER NORTH LAB		1	45	98%	46
CARE 4 U MANAGEMENT, INC			46	100%	46
PATRICK MANOR INCORPORATED		46			46
WG EVERGREEN WOODS SH LLC		46			46
LIGHTHOUSE PEDIATRICS OF NAPLES		42	4	9%	46
KAPG ST AUGUSTINE SENIOR HOUSING OPCO LLC		37	9	20%	46
POINTE AT NEW PORT PLACE,THE		46			46
EAST MANATEE FAMILY	1	1	44	96%	46
COLLIER BLVD HMA PHYSICIAN MANAGEMENT LLC		46			46
PREMIER PLACE HEALTHCARE AT THE GLENVIEW		46			46
CITY OF OCALA EMPLOYEE HEALTH AND WELLNESS CENTER		39	7	15%	46
EMED LABS, LLC	3	43			46
GRAMERCY PARK URGENT CARE		44	2	4%	46
PINES NURSING HOME		44	2	4%	46
TRICORE REF LABS - UNIV OF NM		46			46
NORTH FLORIDA / SOUTH GEORGIA VETERANS HEALTH SYSTEM		1	45	98%	46
BD MEDICAL SYSTEMS		43	2	4%	45
AVALON PARK RETIREMENT RESIDENCE		43	2	4%	45
LARA HEALTH AND WELLNESS CENTER LLC		45			45
ALLIANCE OF PHYSICIANS AGAINST COVID-19			45	100%	45
SOUTHPORT SQUARE HARBOUR HEALTH		45			45
NEXT MOLECULAR ANALYTICS		14	31	69%	45
SAN CARLOS PHARMACY		39	6	13%	45
VIP WALK IN CLINIC		23	22	49%	45
LUTHERAN HAVEN EXTENDED CONGREGATE CAR		45			45
REDI-MED WALK-IN FAMILY CARE			45	100%	45
COLLIER URGENT CARE CENTERS		44	1	2%	45
STUART URGENT CARE			45	100%	45
MINUTECLINIC DIAGNOSTIC OF NORTH CAROLINA		44	1	2%	45
HIGHLANDS COUNTY FIRE RESCUE		45			45
BRP SH OPCO LLC		45			45
NEOGENOMICS LABORATORIES INC		45			45
Rehabilitation Center of the Palm Beaches		45			45
CITY OF CAPE CORAL		35	10	22%	45
PRINCETON VILLAGE☐		40	4	9%	44
CDR MAGUIRE - MIAMI BEACH CC MISSION 17388		2	42	95%	44
THE MERIDIAN AT BOCA RATON	1	43			44
TGH URGENT CARE - RIVERVIEW			44	100%	44
NEWPATH DIAGNOSTICS		36	8	18%	44
ROYAL PALM SENIOR RESIDENCE		44			44
PERSONAL PEDIATRICS PA		41	3	7%	44
PEDIATRICS OF CENTRAL FLORIDA – SAINT CLOUD	2	40	2	5%	44
LYSTER ACH FT RUCKER AL		41	3	7%	44

COVID-19: testing by laboratory

Data through Apr 11, 2021 verified as of Apr 12, 2021 at 09:25 AM

Data in this report are provisional and subject to change.

The numbers in the table below represent the number of Florida and non-Florida residents for whom test results were received by the Department of Health. A person can be tested by more than one laboratory and can have both positive and negative results. **Therefore, the sum of the numbers in each column will be larger than the total number of people tested.**

Reporting lab	Inconclusive	Negative	Positive	Percent positive	Total
ST JUDE LABORATORIES		40	4	9%	44
Gulf Shore Care Center		39	5	11%	44
MINUTECLINIC DIAGNOSTIC MEDICAL GROUP		40	4	9%	44
TRIPLE O MEDICAL SERVICES INC		41	3	7%	44
MID-FLORIDA PATHOLOGY, LLC		35	9	20%	44
UNION MEDICAL CARE PLLC		43	1	2%	44
THE MEDICAL GROUP OF SOUTH FLORIDA INC		38	6	14%	44
TRINITY URGENT CARE		36	8	18%	44
IMMEDIATE CARE PA		40	4	9%	44
WALGREENS 3145		41	3	7%	44
PLAINVIEW URGENT CARE		41	3	7%	44
SIDDH INC DBA SAN CARLOS PHARMACY		41	3	7%	44
RADIOLOGY ASSOCIATES OF VENICE AND ENGLEWOOD		42	2	5%	44
ASHTON PLACE	3	37	4	9%	44
FLORIDA HOSPITAL		28	16	36%	44
ADULT MEDICINE OF LAKE COUNTY INC			43	100%	43
LOURDES HOSPITAL INC		41	2	5%	43
FIRST CHOICE URGENT CARE		12	31	72%	43
ST JOSEPHS CHILDRENS OUTREACH			43	100%	43
CAREATC			43	100%	43
LAKE MARY KIDS CENTRA CARE		33	10	23%	43
University Hills health and Rehabilitation		33	10	23%	43
BRANCH MEDICAL CLINIC			43	100%	43
PINELLAS INTERNAL MEDICINE ASSOCIATES	1	39	3	7%	43
BROOKDALE CANOPY OAKS		11	32	74%	43
DUVAL PHARMACY		32	11	26%	43
GREENSBORO PATHOLOGY LLC		33	10	23%	43
SACRED HEART MEDICAL GROUP URGENT CARE		37	6	14%	43
GOLFCREST HEALTHCARE CENTER		43			43
WOLFF CTR FOR CHILD & ADOLESCENT HEALTH PLLC,THE		26	17	40%	43
EC OPCO TIMBERLIN PARC LLC		43			43
MINUTECLINIC DIAGNOSTIC OF LOUISIANA		40	3	7%	43
PROFESSIONAL PEDIATRICS		40	2	5%	42
TANVIR H SHAGAR NP		35	7	17%	42
Atlantic Shore Nursing and Rehab		42			42
PACIFICA SENIOR LIVING OCALA		37	5	12%	42
BRONX LEBANON HOSPITAL-MEDICAL CENTER		38	4	10%	42
FLORIDA MEDICAL CLINIC - MULTI SPECIALTY CAMPUS		20	22	52%	42
BENTON HOUSE OF ST. JOHNS		40	2	5%	42
CVS MINUTE CLINIC DIAGNOSTIC OF NORTH CAROL		36	6	14%	42
LONGLEAF DIAGNOSTIC LABORATORIES		13	29	69%	42
GRAND VILLA OF DEL RAY WEST		39	3	7%	42
CLINICAL LABORATORY		42			42
GRAND VILLA OF ALTAMONTE SPRINGS		35	7	17%	42
ATRIA WILLOW WOOD		40	2	5%	42
KIVA AT CANTERBURY		25	17	40%	42
MAIMONIDES-SHALOM ACADEMY, INC		41	1	2%	42

COVID-19: testing by laboratory

Data through Apr 11, 2021 verified as of Apr 12, 2021 at 09:25 AM

Data in this report are provisional and subject to change.

The numbers in the table below represent the number of Florida and non-Florida residents for whom test results were received by the Department of Health. A person can be tested by more than one laboratory and can have both positive and negative results. **Therefore, the sum of the numbers in each column will be larger than the total number of people tested.**

Reporting lab	Inconclusive	Negative	Positive	Percent positive	Total
A & R RESEARCH GROUP		35	6	15%	41
THE PALMS PHARMACY, INC		38	3	7%	41
STAT ONE URGENT CARE CENTER		2	39	95%	41
WHITE-WILSON MEDICAL CENTER		30	11	27%	41
IMA MEDICAL GROUP POINCIANA		18	23	56%	41
NORTHWELL HEALTH PLAINVIEW HOSPITAL LABORATORY		32	9	22%	41
PEDIATRICS OF CENTRAL FLORIDA KISSI		33	8	20%	41
ROADS PEDIATRICS,LLC		39	2	5%	41
UNIVERSITY OF ALABAMA		38	3	7%	41
CITRUS COUNTY HEALTH DEPARTMENT		35	6	15%	41
FLORIDA HOSPITAL NEW SMYRNA		4	37	90%	41
MAIN STREET MEDICAL CENTER OF CRESTVIEW PA		22	19	46%	41
AHMG SURGICAL SPECIALIST		41			41
CROSSROADS URGENT CARE		26	15	37%	41
EASTERN SHORE URGENT CARE		30	11	27%	41
D W MCMILLAN MEMORIAL HOSPITAL		30	11	27%	41
NORTH CAROLINA DEPARTMENT OF HEALTH & HUMAN SERVICES	1		40	98%	41
BULLS HEAD URGENT CARE		38	2	5%	40
STETSON UNIVERSITY STUDENT HEALTH CENTER		3	37	93%	40
CAPITAL REGIONAL MEDICAL CENTER		2	38	95%	40
CLINICAL PATHOLOGY LABORATORIES, INC		40			40
SUNSHINE ASSISTED LIVING		40			40
THE LODGE AND REHABILITATION CENTER		24	16	40%	40
RESIDENTIAL PLAZA AT BLUE LAGOON INC		36	4	10%	40
PRIDE DIAGNOSTICS		24	16	40%	40
ADVENT HEALTH CENTRA CARE - LAKELAND		30	10	25%	40
ANYLABTEST NOW		33	7	18%	40
MAKO MEDICAL		21	19	48%	40
SOMA MEDICAL CENTER PA #3		5	35	88%	40
THORNBURG PEDIATRICS		38	2	5%	40
M&V SAN JOSE MEDICAL CENTER			40	100%	40
CEDAR CREEK AT KINGS BAY INC		39			39
BAYSHORE PATHOLOGY CONSULTANTS PA		37	2	5%	39
BAY COUNTY JAIL ANNEX		34	5	13%	39
CLINICAL RESEARCH SEQUENCING PLATFORM		8	31	79%	39
BIOFIRE		7	32	82%	39
GUYAN VALLEY WELLNESS CENTER		32	7	18%	39
University Hospital		34	5	13%	39
GENEXPERT			39	100%	39
CORRECTIONAL MEDICAL GROUP		27	12	31%	39
NIGHT LITE PEDIATRIC CENTER		10	29	74%	39
ORLANDO HEALTH PRIMARY CARE PEDIATRICS		38	1	3%	39
ARCPOINT LABS OF WEST PALM BEACH		4	35	90%	39
BOND CLINIC, PA		9	30	77%	39
ALWAYS BEST CARE SENIOR SERVICES		35	4	10%	39
WG BAYPOINT VILLAGE SH LLC		38	1	3%	39
BROOKDALE BRANDON	1	38			39

COVID-19: testing by laboratory

Data through Apr 11, 2021 verified as of Apr 12, 2021 at 09:25 AM

Data in this report are provisional and subject to change.

The numbers in the table below represent the number of Florida and non-Florida residents for whom test results were received by the Department of Health. A person can be tested by more than one laboratory and can have both positive and negative results. **Therefore, the sum of the numbers in each column will be larger than the total number of people tested.**

Reporting lab	Inconclusive	Negative	Positive	Percent positive	Total
JUNIPER VILLAGE AT CAPE CORAL		34	5	13%	39
LAKE COUNTY SCHOOLS EMPLOYEE HEALTH CENTER		28	11	28%	39
MEDEX MEDICAL EXPRESS OF PALATKA LLC			39	100%	39
Heritage Park Care and Rehabilitation		39			39
LAKE INTERNAL MEDICINE ASSOCIATES PA		32	7	18%	39
ANDALUSIA HEALTH		21	17	45%	38
FAMILY AND INTERNAL MEDICINE AT AVALON PARK		34	4	11%	38
LMH SKILLED NURSING UNIT		38			38
TAYLORVILLE FAMILY MEDICINE		31	7	18%	38
MULBERRY'S MOBILE PROVIDER SERVICES LLC□		23	15	39%	38
LEE MEMORIAL HEALTH SYSTEM		34	4	11%	38
DAVENPORT PEDIATRICS CLERMONT PA		33	5	13%	38
PALM POINT BEHAVIORAL HEALTH		38			38
ISLAMORADA VILLAGE OF ISLANDS FIRE RESCUE		36	2	5%	38
CCRC @ SUNFLOWER LLC		35	3	8%	38
AUTUMN OF SARASOTA		12	26	68%	38
MOLECULAR DIAGNOSTICS		5	33	87%	38
FLORIDA DEPARMENT OF HEALTH CLAY COUNTY		25	13	34%	38
VETERANS AFFAIRS MEDICAL CENTER - NEW YORK HARBOR		36	2	5%	38
STEWART MEDICAL GROUP, INC		21	17	45%	38
ATRIA SAN PABLO		36	2	5%	38
CAREATC INC BRANDON	5	30	3	8%	38
CAREHERE LAKE SCHOOLS EMPLOYEE HEALTH CENTER		26	12	32%	38
BELVEDERE COMMONS OF SUN CITY CENTER□		38			38
HOMEWOOD RESIDENCE AT FREEDOM PLAZA		37	1	3%	38
ORLANDO ORTHOPAEDIC OUTPATIENT SURGERY CENTER		32	6	16%	38
Life Care Center of Citrus County		37	1	3%	38
HR SARASOTA OPERATOR LLC		25	12	32%	37
WALK IN MEDICAL URGENT CARE		37			37
MINUTECLINIC DIAGNOSTIC OF RHODE ISLAND, LLC #1544		36	1	3%	37
BASSETTI MEDICAL RESEARCH INC		29	8	22%	37
WINDSOR WOODS REHAB & HEALTHCARE CTR		35	2	5%	37
DCH REGIONAL MEDICAL CENTER LABORATORY		36	1	3%	37
INNOVATION CLINICAL TRIALS, INC			37	100%	37
UNIVERSITY BEHAVIORAL CENTER		37			37
CENTRAL FLORIDA HEALTH CARE INC WAUCHULA SITE 2		29	8	22%	37
HOLZER HEALTH CENTER		5	32	86%	37
PATHOGENIUS LABORATORIES		30	7	19%	37
PRODUCTION HEALTH SAFETY MANAGEMENT		36	1	3%	37
ST AUGUSTINE PEDIATRIC ASSOC		33	4	11%	37
ACCURATE DIAGNOSTIC LAB		35	2	5%	37
THE COLLIER AT NAPLES		36	1	3%	37
CONCENTRA URGENT CARE		33	4	11%	37
CONNECTICUT DEPARTMENT OF HEALTH		22	15	41%	37
ONE MILO		37			37
PECONIC BAY MEDICAL CENTER LABORATORY		28	9	24%	37
FAMILY EXTENDED CARE OF SEBRING INC		35	2	5%	37

COVID-19: testing by laboratory

Data through Apr 11, 2021 verified as of Apr 12, 2021 at 09:25 AM

Data in this report are provisional and subject to change.

The numbers in the table below represent the number of Florida and non-Florida residents for whom test results were received by the Department of Health. A person can be tested by more than one laboratory and can have both positive and negative results. **Therefore, the sum of the numbers in each column will be larger than the total number of people tested.**

Reporting lab	Inconclusive	Negative	Positive	Percent positive	Total
RIVERHEAD URGENT CARE		36	1	3%	37
HOLLISMED LLC		35	2	5%	37
ALAN A SMITH MD LLC		34	3	8%	37
ADVENTHEALTH MEDICAL GROUP FAMILY & INTERNAL		14	23	62%	37
PONCE THERAPY CARE CENTER		34	3	8%	37
UNIVERSITY MEDICAL CTR OF PRINCETON AT		34	2	6%	36
HARMONY HEALTH OPCO, LLC		15	21	58%	36
WELLMED AT NEW TAMPA		25	11	31%	36
AIR, LAND & SEA PHYSICALS & CONSULTATIONS, LLC		35	1	3%	36
ROCKLAND URGENT CARE FAMILY HEALTH NP		35	1	3%	36
BAY STREET PHARMACY☐		34	2	6%	36
ARTHREX MEDICAL CENTER EAST		25	11	31%	36
BVL/LITTLE ANGEL PEDIATRICS		36			36
CARE HERE		12	24	67%	36
MEDCOMP SCIENCES			36	100%	36
EP MEDICAL EQUIPMENT PHARMACY		32	4	11%	36
GRAND VILLA OF ST. PETERSBURG		34	2	6%	36
UNION MEDICAL CARE		36			36
Kensington Gardens		36			36
Casa Mora Rehabilitation & Extended Care		34	2	6%	36
PHYSICIAN ASSOCIATES LLC		26	10	28%	36
LPG CONVENIENT CARE AT METRO		33	3	8%	36
MINUTE CLINIC DIAGNOSTIC OF VIRGINIA, LLC		36			36
CLEARWATER PAIN MANAGEMENT ASSOCIATES		34	2	6%	36
MAINSTREET FAMILY URGENT CARE		1	35	97%	36
WASHINGTON COUNTY HEALTH DEPARTMENT		24	12	33%	36
GRAND VILLA OF NEW PORT RICHEY		29	7	19%	36
PATHGROUP		9	27	75%	36
CITRUS CARE CLINIC			35	100%	35
PARKSIDE HEALTH AND REHABILITATION CENTER			35	100%	35
SOUTHEASTERN OUTPATIENT SURGERY CENTER		32	3	9%	35
BENTON HOUSE OF CLERMONT		35			35
ISLAND LAKE CENTER		14	21	60%	35
FLAGLER HOSPITAL INC	2		33	94%	35
IRL		4	31	89%	35
NCHD		21	14	40%	35
FLORIDA PEDIATRIC GROUP PA		28	7	20%	35
REDI-MED WALK IN FAMILY CLINIC			35	100%	35
ST LUCIE COUNTY JAIL		26	9	26%	35
SUNSHINE PEDIATRICS OF CENTRAL FLORIDA PL		32	3	9%	35
BOCA TOXICOLOGY LLC		33	2	6%	35
SOUTHCOR LABORATORY		4	31	89%	35
COLLIER HMA PHYSICIAN MANAGEMENT LLC		27	8	23%	35
HARBORCHASE OF WELLINGTON CROSSING		33	2	6%	35
ALABAMA CLINICS		19	16	46%	35
MINUTECLINIC DIAGNOSTIC OF MICHIGAN		32	3	9%	35
EMORY CLINIC, THE		33	2	6%	35

COVID-19: testing by laboratory

Data through Apr 11, 2021 verified as of Apr 12, 2021 at 09:25 AM

Data in this report are provisional and subject to change.

The numbers in the table below represent the number of Florida and non-Florida residents for whom test results were received by the Department of Health. A person can be tested by more than one laboratory and can have both positive and negative results. **Therefore, the sum of the numbers in each column will be larger than the total number of people tested.**

Reporting lab	Inconclusive	Negative	Positive	Percent positive	Total
POARCH BANC CREEK INDIANS TRIBAL HEALTH DEPARTMENT			35	100%	35
WUESTHOFF MEMORIAL HOSPITAL			35	100%	35
WALGREENS COVID-19		27	8	23%	35
GROWING TOGETHER PEDIATRICS, LLC		31	4	11%	35
VIKOR SCIENTITIC		5	30	86%	35
ST. MARYS MEDICAL CENTER		1	34	97%	35
NEUROINTERNATIONAL SARASOTA		32	3	9%	35
FHMG-FLORIDA HOSPITAL MEDICAL GROUP		25	10	29%	35
MINUTE CLINIC LLC #2216		32	3	9%	35
WALGREEN		25	10	29%	35
P23 LABS		35			35
ADVENT HEALTH - FISH MEMORIAL		2	33	94%	35
FLORIDA PRESBYTERIAN HOMES INC		33	2	6%	35
MINUTE CLINIC, LLC DBA MINUTECLINIC #4505		31	3	9%	34
MEDEXPRESS URGENT CARE WEST TAMPA			34	100%	34
GULFSIDE HOSPICE INC		31	3	9%	34
THE SPRINGS OF PARC HILL		33	1	3%	34
PORT SAINT JOHN FAMILY PRACTICE		21	13	38%	34
ENCOMPASS HEALTH REHABILITATION HOSPITAL OF PANAMA CITY		29	5	15%	34
TRADITIONAL HOME CARE INC		33	1	3%	34
METRO KNOXVILLE HMA		25	9	26%	34
PARAMOUNT WALK-IN CLINIC		1	33	97%	34
AYERS NURSING AND REHABILITATION CENTER		34			34
A AND R RESEARCH GROUP LLC		30	4	12%	34
FORT CAROLINE GARDENS, INC		32	2	6%	34
CRESTVIEW IMMEDIATE CARE LL		10	24	71%	34
LEE PHYSICIAN GROUP COLLEGE POINT		34			34
SOUTHWEST LABS		34			34
MINUTECLINIC, LLC, DBA MINUTECLINIC #5		30	4	12%	34
SOUTH FLORIDA BAPTIST HOSPITAL			34	100%	34
LONG TERM CARE OF GULF BREEZE LLC		30	4	12%	34
RASHDA ALBIBI M.D. P.A.		31	3	9%	34
COMMUNITY MEDICAL CARE CENTER INC			34	100%	34
TUSCAN GARDENS OF DELRAY BEACH MANAGEMENT COMPANY,		34			34
ASSISTED LIVING OF BROWARD		34			34
MIDDLETOWN MEDICAL P C		24	10	29%	34
JUPITER MEDICAL CENTER PHYSICIANS GROUP, INC		30	4	12%	34
JACKSON HEALTH SYSTEM		2	32	94%	34
JAMAICA HOSPITAL MEDICAL CENTER		30	4	12%	34
PHOSPHORUS DIAGNOSTICS		27	6	18%	33
NIGHT LITE PEDIATRICS URGENT CARE CENTER			33	100%	33
FLORIDA MEDICAL CLINIC IM MLK		23	10	30%	33
EVERLYWELL		19	14	42%	33
BLUE SPRINGS SURGERY CENTER		33			33
FLORIDA DEPARTMENT OF HEALTH IN MONROE COUNTY		27	6	18%	33
GREENRIDGE GROUP HOME	3	11	19	58%	33
AMMON ANALYTICAL LABORATORIES		29	4	12%	33

COVID-19: testing by laboratory

Data through Apr 11, 2021 verified as of Apr 12, 2021 at 09:25 AM

Data in this report are provisional and subject to change.

The numbers in the table below represent the number of Florida and non-Florida residents for whom test results were received by the Department of Health. A person can be tested by more than one laboratory and can have both positive and negative results. **Therefore, the sum of the numbers in each column will be larger than the total number of people tested.**

Reporting lab	Inconclusive	Negative	Positive	Percent positive	Total
CARILLON SPORTS AND FAMILY MEDICINE		25	8	24%	33
AHSE ROP		32	1	3%	33
Consulate Health Care of Orange Park		27	6	18%	33
PM PEDIATRICS		31	2	6%	33
VILLA COURT LLC		33			33
WESTWOOD NURSING AND REHABILITATION		28	5	15%	33
LONG BEACH URGENT CARE		33			33
CORAL HOUSE ASSISTED LIVING COMMUNITY LLC		33			33
BOND CLINIC		3	30	91%	33
AMBRY GENETICS CORPORATION	23	10			33
VETERAN AFFAIRS MEDICAL CENTER - JAMES J PETERS		30	3	9%	33
SANFORD MOBILE LAB PGA TOUR		32	1	3%	33
VETERANS HOME		1	32	97%	33
CENTRAL FLORIDA HEALTH SERVICES		21	12	36%	33
LABORATORY ALLIANCE OF CENTRAL NEW YORK		30	2	6%	32
WELLSTAR KENNESTONE HOSPITAL		29	3	9%	32
IPSUM DIAGNOSTICS		3	29	91%	32
Heartland Health Care Center North Sarasota		18	14	44%	32
WESTMINSTER ST AUGUSTINE		32			32
WOMENS CARE FLORIDA LABORATORY		25	7	22%	32
PASSPORT HEALTH ORLANDO		32			32
HUNTINGTON STATION URGENT CARE		31	1	3%	32
STATEN ISLAND UNIVERSITY HOSPITAL-POUCH		31	1	3%	32
OPIS COQUINA CENTER		32			32
ORLANDO COVID TEST , LLC		28	4	13%	32
MADISON POINTE CARE CENTER		32			32
COLORADO DEPARTMENT OF HEALTH LABORATORY SERVICES DIVISION			32	100%	32
ENCOMPASS HEALTH REHABILITATION OF ALTAMONTE		27	5	16%	32
PULSE & REMEDY LLC		17	15	47%	32
WARDE MEDICAL LABORATORY		24	8	25%	32
FLORIDA HOSPITAL PHYSICIAN GROUP		19	13	41%	32
ADVANCED URGENT CARE		12	20	63%	32
LabCorp L#09258130 M#09258125		12	19	61%	31
ELLKAY HEALTHCARE DATA PLUMBERS	23	4	4	13%	31
PINELLAS PARK FIRE DEPARTMENT		31			31
AMERICAN ESOTERIC LABORATORIES		15	16	52%	31
PREMIER URGENT CARE CENTER LLC			31	100%	31
ADVENTHEALTH MEDICAL GROUP FAMILY MEDICINE AT RDV		31			31
BAYCARE HEALTH SYSTEMS, LLC			31	100%	31
UNIPATH		24	7	23%	31
HEALTH FIRST - VIERA HOSPITAL		1	30	97%	31
ENT AND ALLERGY ASSOCIATES OF FLORIDA LLC		30	1	3%	31
REGENCY PARK ASSISTED LIVING FACILITY		29	2	6%	31
REOPEN DIAGNOSTICS			31	100%	31
NAPHCARE, INC.		21	10	32%	31
LAKE MARY - STIRLING CENTER SUITE 202			31	100%	31
FLORIDA ENDOSCOPY & SURGERY CTR LLC		31			31

COVID-19: testing by laboratory

Data through Apr 11, 2021 verified as of Apr 12, 2021 at 09:25 AM

Data in this report are provisional and subject to change.

The numbers in the table below represent the number of Florida and non-Florida residents for whom test results were received by the Department of Health. A person can be tested by more than one laboratory and can have both positive and negative results. **Therefore, the sum of the numbers in each column will be larger than the total number of people tested.**

Reporting lab	Inconclusive	Negative	Positive	Percent positive	Total
GRAND VILLA OF ENGLEWOOD		26	5	16%	31
OAKMONTE VILLAGE		30	1	3%	31
COLLIER ANESTHESIA PAIN LLC		31			31
NORTHSIDE HOSPITAL EMERGENCY DEPT		27	4	13%	31
AU MEDICAL CENTER, INC	1	27	3	10%	31
STUART REHABILITATION AND HEALTHCARE		15	16	52%	31
MICHAEL J D'AMBROSE MD PA		29	2	6%	31
UR CARE FAMILY AND SPORTS MEDICINE			31	100%	31
DISCOVERY COMMONS AT BRADENTON		31			31
FAST PACE MEDICAL CLINIC		27	4	13%	31
ACCESS 365 URGENT CARE		10	21	68%	31
EMORY UNIVERSITY HOSPITAL		27	4	13%	31
MINUTE CLINIC DIAGNOSTIC OF SC, LLC #75		29	2	6%	31
EASYCARE WALK-IN CLINIC	1	11	19	61%	31
DHMD		31			31
WILLAMETTE VALLEY TOXICOLOGY LLC		28	2	7%	30
MARYLAND DEPARTMENT OF HEALTH			30	100%	30
AMEERAH LABS			30	100%	30
Wiregrass Rehabilitation Center and Nursing Home		28	2	7%	30
CLINCLOUD, LLC			30	100%	30
HERITAGE WATERSIDE		27	3	10%	30
NORTH PINELLAS CHILDRENS MEDICAL CENTER			30	100%	30
HOLIDAY MEDICAL ASSOCIATES		4	26	87%	30
Okeechobee Health Care Facility		16	14	47%	30
CARDIOLOGY AND MEDICINE ASSOCIATES INC		29	1	3%	30
ADVENT HEALTH PRIMARY CARE PLUS, WINTER GARDEN		26	4	13%	30
FAMILY CARE PARTNERS URGENT CARE LLC		24	6	20%	30
BOCA BIOLISTIC REFERENCE LAB			30	100%	30
WEINBERG VILLAGE		29	1	3%	30
MINUTE CLINIC DIAGNOSTIC OF VIRGINIA		23	7	23%	30
SANITAS		4	26	87%	30
STATCARE URGENT & WALK IN MEDICAL CARE		27	3	10%	30
COLORADO DEPARTMENT OF PUBLIC HEALTH AND ENVIRONMENT			30	100%	30
CHIPOLA MEDICAL ASSOCIATES		10	20	67%	30
OAK HARBOR ASSISTED LIVING FACILITY		27	3	10%	30
FORT VALLEY STATE UNIVERSITY		29	1	3%	30
CIGNA PBSO WEST PALM			30	100%	30
MEDEMERGE		28	2	7%	30
CENTER ONE SURGERY CENTER		24	6	20%	30
COUNTY OF LOS ANGELES			30	100%	30
PERDIDO URGENT CARE		1	29	97%	30
NURSES HELPING HANDS INC ALF		30			30
MIGUEL E TREVINO MD PA		26	4	13%	30
CLEARWATER EMPLOYEE HEALTH CLINIC		14	16	53%	30
MARTHA'S HOUSE & ASSISTED LIVING FACILITY		30			30
THE TERRACE AT IVY ACRES ALF		11	19	63%	30
NEMOURS CHILDRENS CLINIC		22	7	24%	29

COVID-19: testing by laboratory

Data through Apr 11, 2021 verified as of Apr 12, 2021 at 09:25 AM

Data in this report are provisional and subject to change.

The numbers in the table below represent the number of Florida and non-Florida residents for whom test results were received by the Department of Health. A person can be tested by more than one laboratory and can have both positive and negative results. **Therefore, the sum of the numbers in each column will be larger than the total number of people tested.**

Reporting lab	Inconclusive	Negative	Positive	Percent positive	Total
DAVID LAWRENCE CENTER		25	4	14%	29
ROBERT H JENKINS JR VETERANS' DOMICILIARY HOME OF		26	3	10%	29
STEINHATCHEE DRUGS		23	6	21%	29
PALM GARDEN OF JACKSONVILLE		27	2	7%	29
GRAND VILLA OF PINELLAS PARK		27	2	7%	29
UNIV OF ROCHESTER-STRONG MEMORIAL HOSP		28	1	3%	29
ST PETER'S BENDER LABORATORY		28	1	3%	29
TOTTENVILLE CIRCLE URGENT CARE		29			29
PRO HEALTH HARMONY		29			29
P4CLINICAL	3	2	24	83%	29
CHILDREN'S MEDICAL CENTER			29	100%	29
DOCTOR TODAY TLC LLC			29	100%	29
COOPER HEALTHCARE		26	3	10%	29
PALMS, THE		29			29
CERON PEDIATRICS & INTEGRATIVE MEDICIN		29			29
DUVAL COUNTY HEALTH DEPARTMENT		29			29
WEISS PEDIATRIC CARE LLC		16	13	45%	29
KINDRED HOSPITAL OCALA		26	3	10%	29
MIDNIGHT MEDICINE			29	100%	29
RENAISSANCE SENIOR LIVING	1	28			29
EXPRESS CARE OF TAMPA BAY LLC		2	27	93%	29
CDC		17	12	41%	29
Grand Villa of Deerfield Beach		27	2	7%	29
INTERIM HEALTHCARE OF NORTHWEST FLORIDA INC		27	2	7%	29
RESIDENCE AT BAY VUE		27	2	7%	29
UNIVERSITY OF ILLINOIS VETERINARY DIAG	1	27	1	3%	29
BROOKWOOD BAPTIST MEDICAL CENTER		28	1	3%	29
FLORIDA MEDICAL CL ODOM TPA		16	13	45%	29
SUNTREE INTERNAL MEDICINE		29			29
BAPTIST PRIMARY BLACK CREEK SOUTH			29	100%	29
STEWART MELBOURNE HOSPITAL			29	100%	29
PANCARE HEALTH - BONIFAY K-8			29	100%	29
UCLA HEALTHCARE CLINICAL LABS		23	6	21%	29
SMH PHYSICIAN SERVICES INC		28	1	3%	29
SYNIVERSE WELLNESS CENTER		25	4	14%	29
SUNSHINE PEDIATRICS		29			29
MINUTECLINIC DIAGNOSTIC OF RHODE ISLAND, LLC #212		29			29
CAPE CORAL HOSPITAL ABG LABORATORY		16	13	45%	29
COMPREHENSIVE CHILDCARE		23	6	21%	29
ORANGE PEDIATRICS			28	100%	28
KEY PRIMARY CARE			28	100%	28
KINGS BAY PEDIATRICS LLC		24	4	14%	28
MINUTECLINIC, LLC #08366		23	5	18%	28
OCCUPATIONAL HEALTH CENTERS OF THE SOUTHWEST PA		23	5	18%	28
GADSDEN COUNTY HEALTH DEPARTMENT		22	6	21%	28
GRAND LIVING AT LAKEWOOD RANCH		27	1	4%	28
BROOKDALE PHILLIPPI CREEK			28	100%	28

COVID-19: testing by laboratory

Data through Apr 11, 2021 verified as of Apr 12, 2021 at 09:25 AM

Data in this report are provisional and subject to change.

The numbers in the table below represent the number of Florida and non-Florida residents for whom test results were received by the Department of Health. A person can be tested by more than one laboratory and can have both positive and negative results. **Therefore, the sum of the numbers in each column will be larger than the total number of people tested.**

Reporting lab	Inconclusive	Negative	Positive	Percent positive	Total
LAKELAND NURSING AND REHABILITATION CENTER			28	100%	28
UNION CHD		25	3	11%	28
JOSEF SCHENKER MD PC DBA CENTERS URGENT		26	2	7%	28
ECC PEDIATRICS		28			28
HOUSE CALLS PROFESSIONAL LLC		24	4	14%	28
MAYO CLINIC JACKSONVILLE		3	25	89%	28
ORLANDO FAMILY MEDICINE		13	15	54%	28
BOCA SIMON LAB		1	27	96%	28
LABORATORY MEDICINE CONSULTANTS-LMC PA		26	2	7%	28
WEST BROWARD CARE CENTER		24	4	14%	28
ACTIVE SENIOR LIVING		26	2	7%	28
URGENT CARE CENTER			28	100%	28
EDEN AT CRESTVIEW		12	16	57%	28
WIREGRASS CLINIC LLC		23	5	18%	28
MINUTE CLINIC DIAGNOSTIC OF NEW JERSEY		27	1	4%	28
LAKE PLACID HEALTH AND REHABILITATION		1	27	96%	28
Cleveland Clinic Laboratories		4	24	86%	28
ASTORIA HEALTH AND REHABILITATION CENTER		27	1	4%	28
ALPHA PHARMACY		25	3	11%	28
NATIONAL MENTOR HEALTHCARE LLC			28	100%	28
ORLANDO ORTHOPAEDIC CENTER		26	2	7%	28
TNC WALK IN CLINIC		20	8	29%	28
MARION PEDIATRICS PA		21	7	25%	28
FAMILY CARE PARTNERS		18	10	36%	28
PORT ST LUCIE HOSPITAL		25	3	11%	28
MINUTECLINIC LLC #3281		21	7	25%	28
MED LABS DIAGNOSTICS		10	17	63%	27
VICK STREET MANOR		27			27
EXPRESS CARE OF BELLEVIEW		27			27
VOLUSIA COUNTY BRANCH JAIL		1	26	96%	27
JOSEPH SCHENKER MD PC DBA CENTERS URGENT		24	3	11%	27
CHILDRENS MEDICAL CENTER			27	100%	27
BROOKDALE UNIVERSITY HOSPITAL		25	2	7%	27
EMORY BENNETT VETERANS NURSING HOME	1	26			27
KIVA AT CANTERBURY, LLC		27			27
Summit Medical Group Westfield Lab		24	3	11%	27
URGENT FAMILY CARE INC		24	3	11%	27
BUREAU OF PUBLIC HEALTH	1	6	20	74%	27
ROSLYN URGENT CARE		27			27
LOOP PEDIATRICS		22	5	19%	27
FIRST CHOICE PEDIATRICS LOOP		25	2	7%	27
CARLOS F FUSTER MD PA		25	2	7%	27
BROOKDALE SOUTHPOINT			27	100%	27
ENGLEWOOD HOSPITAL AND MEDICAL CENTER		22	5	19%	27
TAMPA URGENT CARE			27	100%	27
MONTEFIORE NEW ROCHELLE HOSPITAL		24	3	11%	27
RAINBOW PEDIATRICS		1	26	96%	27

COVID-19: testing by laboratory

Data through Apr 11, 2021 verified as of Apr 12, 2021 at 09:25 AM

Data in this report are provisional and subject to change.

The numbers in the table below represent the number of Florida and non-Florida residents for whom test results were received by the Department of Health. A person can be tested by more than one laboratory and can have both positive and negative results. **Therefore, the sum of the numbers in each column will be larger than the total number of people tested.**

Reporting lab	Inconclusive	Negative	Positive	Percent positive	Total
ADVENT HEALTH MEDICAL GROUP- FAMILY MEDICINE AT DR. PHILIPS		22	5	19%	27
VASSAR BROTHERS MEDICAL CENTER LABORATORY		25	2	7%	27
ATRIA LADY LAKE		27			27
NORTHWESTERN UNIVERSITY CORP		26	1	4%	27
MINUTECLINIC, LLC #4230		23	4	15%	27
SUNCOAST LABS			27	100%	27
PARK WEST MEDICAL CENTER		26	1	4%	27
GOOD SAMARITAN HOSPITAL LABORATORY		24	3	11%	27
HUNT CLUB MEDICAL		15	12	44%	27
SPANISH RIVER HIGH SCHOOL ESE		23	4	15%	27
HEALTHPARK MEDICAL CENTER ABG LAB		26	1	4%	27
LEXINGTON PLACE SENIOR LIVING COMMUNITY		27			27
A LILIKO'I PHARMACY LLC		24	3	11%	27
PINELLAS 1 HOME HEALTH CARE CORP		27			27
PBSO WEST PALM FAMILY PRACTICE		1	26	96%	27
THE COMMONWEALTH OF MASSACHUSETTS		1	26	96%	27
GASTROENTEROLOGY ASSOCIATES OF PENSACOLA PA		23	4	15%	27
JOSEF SCHENKER MD PC		27			27
EPIC REFERENCE LABS INC			27	100%	27
BROWARD HEALTH IMPERIAL POINT NURSING			27	100%	27
LEE PHYSICIAN GROUP		24	3	11%	27
MINUTECLINIC DIAGNOSTIC OF TEXAS		22	4	15%	26
MINIMALLY INVASIVE VASCULAR INC		24	2	8%	26
LAKES DIALYSIS CENTER INC			26	100%	26
ST VINCENTS AMBULATORY CARE INC DBA		23	3	12%	26
OAKTREE HEALTHCARE			26	100%	26
WAKULLA COUNTY HEALTH DEPARTMENT		12	14	54%	26
SUMMERGATE PHARMACY		24	2	8%	26
ABL MEDICAL CARE LLC			26	100%	26
TREEHOUSE PEDIATRICS & FAMILY CARE		26			26
MD BEAUTY LABS, PA		24	2	8%	26
EAST HILL MEDICAL GROUP		17	9	35%	26
SHORE MEMORIAL HOSPITAL		23	3	12%	26
GERALD J KIVETT MD		23	3	12%	26
ACCESS HEALTH CARE PHYSICIANS LLC		10	16	62%	26
MAGNOLIA PEDIATRICS		4	22	85%	26
RJ LEE GROUP	1	23	2	8%	26
Grand Villa of Dunedin		20	6	23%	26
Clearwater Center		12	14	54%	26
HUNT CLUB PEDIATRIC ASSOCIATES LLC		21	5	19%	26
CARE CENTERS OF NASSAU LLC MINER ROAD NORTH		26			26
ARCPPOINT LABS OF FORT LAUDERDALE		25	1	4%	26
TREASURE COAST PRIMARY CARE		20	6	23%	26
CARENOW - DOWNTOWN NORTH GULCH		24	2	8%	26
EXPRESS FAMILY CARE LLC		11	15	58%	26
TIFFANY LAKE CARE CENTERS INC		26			26
ADVENT HEALTH PARTIN SETTLEMENT HEALTH PARK		18	8	31%	26

COVID-19: testing by laboratory

Data through Apr 11, 2021 verified as of Apr 12, 2021 at 09:25 AM

Data in this report are provisional and subject to change.

The numbers in the table below represent the number of Florida and non-Florida residents for whom test results were received by the Department of Health. A person can be tested by more than one laboratory and can have both positive and negative results. **Therefore, the sum of the numbers in each column will be larger than the total number of people tested.**

Reporting lab	Inconclusive	Negative	Positive	Percent positive	Total
PULMONARY SPECIALISTS OF THE PALM BEACHES		16	10	38%	26
CANCER RESEARCH LAB, BOB JONES UNIVERSITY		24	2	8%	26
SEWALLS POINT PHARMACY INC		18	8	31%	26
CANTON-POTSDAM HOSPITAL LABORATORY		25	1	4%	26
SUMMIT MEDICAL GROUP - 75 E NORTHFIELD		22	4	15%	26
MONCRIEF ARMY HEALTH CLINIC			26	100%	26
OPTIMAL CARE PEDIATRICS		7	19	73%	26
THE MINIER URGENT CARE		20	6	23%	26
MINUTECLINIC DIAGNOSTIC OF TN, PC 374		22	4	15%	26
RAYMOND BASRI MD		24	2	8%	26
DARDEN WELLNESS CENTER		23	3	12%	26
KISSIMMEE VA OUTPATIENT CLINIC		25	1	4%	26
STATCARE URGENT AND WALK-IN MEDICAL CA		23	3	12%	26
VIRTUA		22	4	15%	26
LOT HEALTH SERVICES☐	1	25			26
PALM BEACH COUNTY FIRE RESCUE		24	2	8%	26
BAYSIDE LABORATORIES INC		25			25
SOUTHEAST GEORGIA HEALTH SYSTEM, INC		22	3	12%	25
COMMUNITY HEALTH OF SOUTH FLORIDA			25	100%	25
ADVENT HEALTH EXPRESS		9	16	64%	25
WELLMED AT PLANT CITY		11	14	56%	25
CENTRAL FLORIDA PEDIATRIC URGENT CARE LLC		21	4	16%	25
PHYSICIANS STAT		3	22	88%	25
TALLAHASSEE DEVELOPMENTAL CENTER☐		24	1	4%	25
MINUTECLINIC DIAGNOSTIC OF PENNSYLVANI		24	1	4%	25
ENCOMPASS HOME HEALTH OF THE SOUTHEAST LLC		23	2	8%	25
1 TOUCH TOTALCARE SOLUTIONS		22	3	12%	25
THE WATERMARK AT VISTAWILLA		25			25
MEDEXPRESS URGENT CARE - BLOOMINGTON		22	3	12%	25
BIG BEND HOSPICE INC		25			25
MADWAR		19	6	24%	25
WORLD OF PEDIATRICS LLC		24	1	4%	25
ADVENT HEALTH MEDICAL GROUP FAMILY AND INTERNAL MEDICINE AT AVALON PAR		22	3	12%	25
WESTPAC LABS		1	24	96%	25
ST. CLOUD HOSPITAL		20	5	20%	25
LPG PRIMARY CARE AT CAPE CORAL PARKWAY		21	4	16%	25
COASTAL SKIN SURGERY AND DERMATOLOGY		18	7	28%	25
ADVENT HEALTH - LAKE MARY PEDIATRICS		16	9	36%	25
SUNQUEST		3	22	88%	25
GRAND VILLA OF LARGO		23	2	8%	25
SANFORD PEDIATRIC ASSOCIATES, PA		23	2	8%	25
LEE COMMUNITY HEALTHCARE INC CAPE CORAL		25			25
ASURANCE SCIENTIFIC LABORATORIES		24	1	4%	25
TOTAL ACCESS URGENT CARE		1	24	96%	25
MINUTECLINIC DIAGNOSTIC OF LOUISIANA,		22	3	12%	25
SOUTH FLORIDA DIALYSIS CENTER		8	17	68%	25
FEDERAL PRISON CAMP PENSACOLA			25	100%	25

COVID-19: testing by laboratory

Data through Apr 11, 2021 verified as of Apr 12, 2021 at 09:25 AM

Data in this report are provisional and subject to change.

The numbers in the table below represent the number of Florida and non-Florida residents for whom test results were received by the Department of Health. A person can be tested by more than one laboratory and can have both positive and negative results. **Therefore, the sum of the numbers in each column will be larger than the total number of people tested.**

Reporting lab	Inconclusive	Negative	Positive	Percent positive	Total
PALMETTO PEDIATRICS			25	100%	25
DELRAY BEACH FACIAL PLASTIC SURGERY		25			25
COASTAL COMPLETE CARE		11	14	56%	25
GREEN GABLES ASSISTED LIVING FACILITY		25			25
LPG PRIMARY CARE AT BONITA BAY LIFESTYLE CENTER		23	2	8%	25
FINLAY C. LABORATORY		4	20	83%	24
HENNEPIN COUNTY MEDICAL CENTER (HCMC)		13	11	46%	24
NEW YORK METHODIST HOSPITAL		20	4	17%	24
MADISON COUNTY MEMORIAL HOSP		12	12	50%	24
SOMA MEDICAL CENTER # 4		2	22	92%	24
MID FLORIDA PATHOLOGY LLC		23	1	4%	24
STATE LAB		2	22	92%	24
TREASURE COAST URGENT CARE			24	100%	24
NEWYORK-PRESBYTERIAN/ LAWRENCE HOSPITAL LABORATORY		22	2	8%	24
COURTYARDS OF ORLANDO		24			24
THE CHAPPEL GROUP RESEARCH		24			24
CL BRUMBACK PRIMARY CARE CLINIC LANTANA		2	22	92%	24
RAINBOW PEDIATRIC CENTER		2	22	92%	24
MINUTECLINIC, LLC, DBA MINUTECLINIC #2544		23	1	4%	24
ALAN SERURE MD		24			24
SARASOTA MEMORIAL NURSING & REHABILITATION CTR		24			24
HOWARD BEACH URGENT CARE		22	2	8%	24
HEALTH MED CENTERS		24			24
PRIME CARE ONE LLC/HARBORCHASE OF VENICE			24	100%	24
HALIFAX HEALTH URGENT CARE		4	20	83%	24
WELLSNOW URGENT CARE		23	1	4%	24
NOVANT HEALTH		18	6	25%	24
CVS NC7047POCT DURHAM		24			24
ATRIA AT ST JOSEPHS		24			24
JUPITER MEDICAL CENTER			24	100%	24
ROWLETT MIDDLE ACADEMY		22	2	8%	24
EDWARD S BENNETT MD PLLC		24			24
WESTMINSTER WOODS ON JULINGTON CREEK		22	2	8%	24
PHYSICIANS CARE		20	4	17%	24
LABORATORY DYNAMICS		20	4	17%	24
MINUTECLINIC DIAGNOSTIC OF TN PC #6435		22	2	8%	24
INNOVATIVE RESEARCH OF WEST FLORIDA		21	3	13%	24
TARPON BAYOU CENTER			24	100%	24
PALMS MEDICAL GROUP - LAKE CITY WEST		3	21	88%	24
ST VINCENT'S EAST		22	2	8%	24
TIMBERLANE LODGE ALF	1	16	7	29%	24
FORT SANDERS REGIONAL LABORATORY		24			24
SENIOR HEALTH OF WINTER PARK DUNDEE		24			24
ENCOMPASS HEALTH REHABILITATION HOSPITAL OF MIAMI		23	1	4%	24
South Heritage Health and Rehab		24			24
UNIV OF NORTH ALABAMA HEALTH CENTER		22	2	8%	24
JUST FOR KIDS PEDIATRICS		5	19	79%	24

COVID-19: testing by laboratory

Data through Apr 11, 2021 verified as of Apr 12, 2021 at 09:25 AM

Data in this report are provisional and subject to change.

The numbers in the table below represent the number of Florida and non-Florida residents for whom test results were received by the Department of Health. A person can be tested by more than one laboratory and can have both positive and negative results. **Therefore, the sum of the numbers in each column will be larger than the total number of people tested.**

Reporting lab	Inconclusive	Negative	Positive	Percent positive	Total
URGENT CARE USA			24	100%	24
SPRINGWOOD COURT		19	5	21%	24
PHYSICIANS PRIMARY CARE OF SW FLORIDA PL		24			24
MINUTECLINIC DIAGNOSTIC OF TN PC #378		21	3	13%	24
TREASURE ISLE LLC		24			24
JESSIE TRICE COMMUNITY HEALTH SYSTEM, INC		8	16	67%	24
HERITAGE OAKS ASSISTED LIVING & MEMORY CARE		20	4	17%	24
PACIFICA SENIOR LIVING FORT MYERS		15	9	38%	24
CENTERPLACE HEALTH		3	21	88%	24
MED PLUS FLORENCE		20	4	17%	24
AVENTIS BIO-SERVICES CTL		24			24
VILLAGES REHABILITATION AND NURSING CENTER		24			24
SENIOR LIVING IV SUN CITY LLC		17	7	29%	24
CSH LAKE ORIENTA LP		24			24
OMEGA LABORATORIES		19	4	17%	23
PRIMECARE AT PORT ORANGE		4	19	83%	23
WOODHOUSE INC		17	6	26%	23
ISLAND COAST PEDIATRICS PA		22	1	4%	23
BAYCARE MEDICAL GROUP INC		3	20	87%	23
SONATA BOYNTON BEACH		21	2	9%	23
NORTHWEST FLORIDA COMMUNITY HOSPITAL 3RD FLOOR		21	2	9%	23
CVS NC3516POCT WINSTON SALEM		21	2	9%	23
BOZEMAN HEALTH DEACONESS HOSPITAL		18	5	22%	23
ADVANCED URGENT CARE CENTER		7	16	70%	23
ADVENTHEALTH MEDICAL GROUP PULMONOLOGY		20	3	13%	23
LAKEVIEW HEALTH CARE SYSTEMS		9	14	61%	23
NOBLE SENIOR LIVING		3	20	87%	23
ST ELIZABETH MEDICAL CENTER LABORATORY		20	3	13%	23
FLORIDA MEDICAL CLINIC - NEW TAMPA		19	4	17%	23
SOUTH NASSAU COMMUNITIES HOSPITAL		19	4	17%	23
NEW JERSEY		22	1	4%	23
ROSS MEDICAL GROUP			23	100%	23
UTAH DEPARTMENT OF HEALTH			23	100%	23
ADEPT INPATIENT MEDICAL SERVICES PC		23			23
BAYFRONT FAMILY HEALTH CENTER		3	20	87%	23
ADIRONDACK MEDICAL CENTER		23			23
CORE LABORATORY		1	22	96%	23
UNIVERSITY HILLS HEALTH AND REHABILITATION CENTER		18	5	22%	23
UF HEALTH NORTH JACKSONVILLE			23	100%	23
WUESTHOFF MEDICAL CENTER-MELBOURNE			23	100%	23
UAH STUDENT HEALTH CENTER		16	7	30%	23
EGL GENETIC DIAGNOSTICS		1	22	96%	23
FORT PIERCE FAMILY CARE INC		16	6	27%	22
Wesley Place on Honeysuckle		20	2	9%	22
MINUTECLINIC DIAGNOSTIC OF TN PC #320		14	8	36%	22
PULSE MEDICAL GROUP INC			22	100%	22
ESOTERIX GENETIC LABORATORIES		17	5	23%	22

COVID-19: testing by laboratory

Data through Apr 11, 2021 verified as of Apr 12, 2021 at 09:25 AM

Data in this report are provisional and subject to change.

The numbers in the table below represent the number of Florida and non-Florida residents for whom test results were received by the Department of Health. A person can be tested by more than one laboratory and can have both positive and negative results. **Therefore, the sum of the numbers in each column will be larger than the total number of people tested.**

Reporting lab	Inconclusive	Negative	Positive	Percent positive	Total
MINUTECLINIC DIAGNOSTIC OF NORTH		19	3	14%	22
DIACARTA INC.		22			22
GRAND VILLA OF BOYNTON BEACH		21	1	5%	22
MINUTECLINIC DIAGNOSTIC OF ILLINOIS L		17	5	23%	22
ELAN SPANISH SPRINGS		4	18	82%	22
BASSETTI & ASSOCIATES, MD, PA			22	100%	22
PRIMARY CARE SPECIALISTS OF ORLANDO LLC		17	5	23%	22
GLEN COVE HOSPITAL		22			22
FAMILY AND AFTER HOURS CARE		22			22
FLORIDA PEDIATRICS		6	16	73%	22
ADVANCED HEALTHCARE ASSOCIATES		20	2	9%	22
MARATHON HEALTH FOR LIFE		19	3	14%	22
MORNINGSIDE MANOR & VILLA ADULT CARE C		22			22
FLORENCE J HUNT STUDENT WELLNESS CENTER - HEALTH SERVICES (ABBOTT)		22			22
ST VINCENT'S URGENT CARE		19	3	14%	22
EBEIDS MD PEDIATRICS		19	3	14%	22
CARESPOT		2	20	91%	22
CITY OF NAPLES FIRE RESCUE		19	3	14%	22
FLUSHING HOSPITAL MEDICAL CENTER		18	4	18%	22
HENDRY REGIONAL CORPORATE HEALTH			22	100%	22
MARQUES PEDIATRICS			22	100%	22
OCEANSIDE URGENT CARE		22			22
OHIO CVS STORES, LLC DBA		19	3	14%	22
SOLE HEALTH LLC		22			22
MINUTE CLINIC DIAGNOSTIC OF TEXAS, LLC		20	2	9%	22
ORANGE REGIONAL MEDICAL CENTER LABORATORY		17	5	23%	22
UNDERGROUND FREE CLINIC		22			22
NEW YORK PRESBYTERIAN - ALLEN HOSPITAL		22			22
APOLLO SURGERY CENTER		20	2	9%	22
TEN HEALTHCARE		6	16	73%	22
GRAND VILLA OF DELRAY EAST		22			22
FLORIDA HOSPITAL LABS		12	10	45%	22
HARBOUR ISLAND PEDIATRICS		13	9	41%	22
SEAGRASS VILLAGE			22	100%	22
WELLMED AT LAKE COPELAND		16	6	27%	22
MOBILE DIVISION LABORATORY		7	15	68%	22
MORRIS PARK URGENT CARE		19	3	14%	22
STEWART MEDICAL GROUP INC			22	100%	22
GILCHRIST COUNTY JAIL		20	2	9%	22
REGENEXX TAMPA BAY		19	3	14%	22
OLIVE BRANCH HEALTH AND REHABILITATION CENTER			22	100%	22
ROCKLEDEGE REGIONAL MEDICAL CENTER		17	5	23%	22
DALE MEDICAL CENTER		17	5	23%	22
KELLY'S ASSISTED LIVING FACILITY		22			22
ERIC C MARSHAL MD, PC DBA MINUTECLINIC		21	1	5%	22
MEDI STATION			22	100%	22
CVS NC7588POCT ASHEVILLE		19	3	14%	22

COVID-19: testing by laboratory

Data through Apr 11, 2021 verified as of Apr 12, 2021 at 09:25 AM

Data in this report are provisional and subject to change.

The numbers in the table below represent the number of Florida and non-Florida residents for whom test results were received by the Department of Health. A person can be tested by more than one laboratory and can have both positive and negative results. **Therefore, the sum of the numbers in each column will be larger than the total number of people tested.**

Reporting lab	Inconclusive	Negative	Positive	Percent positive	Total
CHARLOTTE CHD PORT CHARLOTTE		18	4	18%	22
West Gate Village, LLC		21			21
ENCOMPASS HEALTH REHABILITATION HOSPITAL OF OCALA		20	1	5%	21
INTERNATIONAL MEDICAL LABORATORY INC		21			21
CARENOW URGENT CARE-BRENTWOOD		15	6	29%	21
VENICE REGIONAL BAYFRONT HEALTH			21	100%	21
PALM BAY FAMILY PRACTICE		4	17	81%	21
MINUTECLINIC DIAGNOSTICS MEDICAL GROUP		20	1	5%	21
TENNESSEE DEPARTMENT OF HEALTH		15	6	29%	21
Citymd Of Lacey		18	3	14%	21
COASTAL FAMILY PRACTICE		13	8	38%	21
PRIMECARE OF DOTHAN-DALEVILLE CLINIC		16	5	24%	21
ARDEN COURTS OF WINTER SPRINGS		18	3	14%	21
UPMC CHAUTAUQUA AT WCA LABORATORY		20	1	5%	21
HOPE HEALTHCARE		21			21
CVS MINUTE CLINIC DIAGNOSTIC OF TEXAS LLC		17	4	19%	21
COLUMBIA MEMORIAL HOSPITAL		21			21
ROCKLEDGE FAMILY HEALTH			21	100%	21
ST JUDE CHILDRENS RESEARCH HOSPITAL		21			21
METROPOLITAN CHARITIES INC		19	2	10%	21
USCG AIR STATION CLEARWATER CLINIC		20	1	5%	21
GUARDANT HEALTH		15	6	29%	21
PASSPORT HEALTH OF TAMPA BAY		18	3	14%	21
BETHESDA HEALTH PHYSICIAN GROUP INC			21	100%	21
ESTATES MEDICAL CENTER		12	9	43%	21
CLINICAL PATHOLOGY LABORATORIES SOUTHEAST			21	100%	21
LEE COMMUNITY HEALTHCARE INC NORTH FORT MYERS		21			21
POINT OF CARE CLINICS PRIMARY CARE		20	1	5%	21
JEFFERSON K-12, A SOMERSET SCHOOL- CLINIC		17	4	19%	21
CVA MINUTE CLINIC DIAGNOSTIC OF VIRGINIA, LLC		21			21
CONNECTDX		6	15	71%	21
LAKE HOWARD HEIGHTS	1	18	2	10%	21
GOOD SAMARITAN SOCIETY OF DAYTONA		16	4	20%	20
RHODE ISLAND DEPARTMENT OF HEALTH			20	100%	20
LAKE WORTH MANOR		19	1	5%	20
ANYTIME LAB, LLC		18	2	10%	20
WINTER PARK FAMILY PRACTICE LLC		17	3	15%	20
PRIMARY CARE MEDICINE	1	13	6	30%	20
BAPTIST MEDICAL GRP URGENT CARE & OCC HEALTH AIRPO		20			20
MINUTECLINIC DIAGNOSTIC PA		18	2	10%	20
WINSHIPS PHARMACY INC		20			20
WACO HHSSURGEWACO	1	16	3	15%	20
GRAND VILLA OF MELBOURNE		18	2	10%	20
REDITUS LABORATORIES			20	100%	20
GLEN OAKS URGENT CARE		18	2	10%	20
BROOKDALE MANDARIN CENTRAL		7	13	65%	20
CONSOLIDATED LAB SERVICES		10	10	50%	20

COVID-19: testing by laboratory

Data through Apr 11, 2021 verified as of Apr 12, 2021 at 09:25 AM

Data in this report are provisional and subject to change.

The numbers in the table below represent the number of Florida and non-Florida residents for whom test results were received by the Department of Health. A person can be tested by more than one laboratory and can have both positive and negative results. **Therefore, the sum of the numbers in each column will be larger than the total number of people tested.**

Reporting lab	Inconclusive	Negative	Positive	Percent positive	Total
PROFESSIONAL PARK PEDIATRICS PA			20	100%	20
MINUTECLINIC DIAGNOSTIC OF TN PC #6363		17	3	15%	20
HEALTHY MINORS, LLC.		20			20
ADVENT HEALTH - KISSIMMEE		6	14	70%	20
MINUTECLINIC DIAGNOSTIC OF NORTH CAROLINA PC		17	3	15%	20
DIXIE COUNTY HEALTH DEPARTMENT		13	7	35%	20
MCWHORTER SCHOOL OF PHARMACY		20			20
PEDIATRIC ASSOCIATES PA		17	3	15%	20
CARESPOT OF NOCATEE		1	19	95%	20
DEPT OF VA MEDICAL CENTER - BAY PINES			20	100%	20
BEST MEDICAL CENTER		11	9	45%	20
BAYCARE MEDICAL GROUP INC			20	100%	20
ODYSSEY HEALTHCARE OF MARION COUNTY, LLC		19	1	5%	20
HARLEM HOSPITAL CENTER		19	1	5%	20
BAYFRONT HMA CONVENIENT CARE, LLC		2	18	90%	20
WALGREENS #04618		18	2	10%	20
Sovereign Laboratory Services, LLC		17	3	15%	20
BAY PEDIATRICS PA		18	2	10%	20
GEORGIA HEART CENTER (MSC 53), NAVICEN		18	2	10%	20
TGH MEDICAL GROUP LABORATORY CARROLLWOOD			20	100%	20
THE VILLAGES HEALTH		12	8	40%	20
PALM BEACH GARDENS MEDICAL CENTER			20	100%	20
MEDPEDS ASSOCIATES OF SARASOTA PA		18	2	10%	20
VIERA FAMILY MEDICINE AND WELLNESS		16	4	20%	20
STATEN ISLAND UNIVERSITY HOSPITAL		19	1	5%	20
PEDIATRICS IN BREVARD-COCOA BEACH		15	5	25%	20
SOUTH CAROLINA DEPARTMENT OF HEALTH			20	100%	20
MINUTECLINIC MINUTECLINIC #8746		19	1	5%	20
PONCE PLAZA NURSING & REHAB CENTER		4	16	80%	20
MEDICAL EXPRESS CORP		18	2	10%	20
ANYLABTESTNOW		6	13	68%	19
CLERMONT ADVENTHEALTH CENTRA CARE		1	18	95%	19
MICHELLE S PAGE MD PA		18	1	5%	19
MORTON PLANT NORTH BAY HOSPITAL			19	100%	19
BRIDGEWAY HEALTH CLINICS INC			19	100%	19
GRACE WELLNESS CENTER		8	11	58%	19
BAPTIST PEDIATRICS		15	4	21%	19
CVS HEALTH, #3396		17	2	11%	19
49D2045214PHYSICIAN OFFICEWAIVERMEDEXPRESS URGENT CARE - HARRISONBU		10	9	47%	19
MIAMI BEACH MEDICAL GROUP			19	100%	19
TEXAS DEPARTMENT OF STATE HEALTH SERVICES		3	16	84%	19
REGENCY SQUARE MALL - SEARS		3	16	84%	19
CARE POINT HEALTH & WELLNESS CENTER		19			19
FOX FAMILY PRACTICE		19			19
LAB INTERMARKET FACILITY LAB		1	18	95%	19
Floral Health and Rehabilitation, LLC		18	1	5%	19
COMMUNITY HOME HEALTH CARE		19			19

COVID-19: testing by laboratory

Data through Apr 11, 2021 verified as of Apr 12, 2021 at 09:25 AM

Data in this report are provisional and subject to change.

The numbers in the table below represent the number of Florida and non-Florida residents for whom test results were received by the Department of Health. A person can be tested by more than one laboratory and can have both positive and negative results. **Therefore, the sum of the numbers in each column will be larger than the total number of people tested.**

Reporting lab	Inconclusive	Negative	Positive	Percent positive	Total
EMERALD COAST HOSPICE - CRESTVIEW		19			19
NO NAME		8	11	58%	19
GENTIVA HEALTH SERVICES		17	2	11%	19
ROYAL PALM MEDICAL GROUP, INC		19			19
AUBURN COMMUNITY HOSPITAL		17	2	11%	19
JACKSON NORTH MEDICAL CENTER		2	17	89%	19
SHELBY BAPTIST MEDICAL CENTER		14	5	26%	19
LOVING CARE OF THE TREASURE COAST LLC	1	13	5	26%	19
CAREHERE- LCS LEESBURG			19	100%	19
ALL PEDIATRIC CARE			19	100%	19
BARTON FAMILY PRACTICE		8	11	58%	19
BAYVIEW MEDICAL		19			19
ELTINGVILLE CIRCLE URGENT CARE		18	1	5%	19
PATIENTS CHOICE LAB OF IND, LLC		16	3	16%	19
BROWNE MEDICAL		17	2	11%	19
CLEVELAND CLINIC FLORIDA		1	18	95%	19
URGENT TEAM		16	3	16%	19
FAMILY CARE CYPRESS CREEK		1	18	95%	19
MONROE COUNTY DETENTION CENTER			19	100%	19
PIEDMONT HOSPITAL CLINICAL LABORATORY		18	1	5%	19
OCEAN REEF MEDICAL CENTER, LLC			19	100%	19
FLORIDA COMMUNITY HEALTH CENTER OF ST. LUCIE		1	18	95%	19
SEVEN RIVERS REGIONAL MEDICAL CENTER		5	14	74%	19
STONE WASH CLINICAL LABORATORIES		2	17	89%	19
BAPTIST MEMORIAL HEALTH CARE		17	2	11%	19
DOCTORS MEDICAL CENTER OF WALTON COUNTY CLINIC			19	100%	19
COMMONWEALTH OF MASSACHUSETTS			19	100%	19
FLORIDA HOSPITAL WINTER GARDEN		15	4	21%	19
INTEGRATED REGIONAL LABORATORIES - LARGO			19	100%	19
TRINITY MEDICAL ASSOCIATES LLC			19	100%	19
MED HEALTH SERVICES		18	1	5%	19
HELIX DIAGNOSTICS			19	100%	19
DSI MANAGEMENT LLC		19			19
NANO HEALTH ASSOCIATES LLC		19			19
GRAND AVE PHARMACY		1	17	94%	18
MOORINGS PARK OAKSTONE AT GREY OAKS		17	1	6%	18
MINUTECLINIC DIAGNOSTIC OF TN PC #566		14	4	22%	18
PRATTVILLE BAPTIST HOSPITAL		14	4	22%	18
MINUTECLINIC DIAGNOSTIC OF MICHIGAN PC		17	1	6%	18
MINUTECLINIC DIAGNOSTIC OF RHODE ISLAND, LLC #590		17	1	6%	18
MARION COUNTY HEALTH DEPARTMENT		17	1	6%	18
CORNER OAK ESTATE LLC		18			18
UM MILLER SCHOOL OF MEDICINE			18	100%	18
BAY COUNTY HEALTH DEPARTMENT		14	4	22%	18
CVS NV3210POCT LAS VEGAS		17	1	6%	18
FORT WALTON BEACH DEVELOPMENTAL CENTER		17	1	6%	18
WESTPAC LABS INC	1	7	10	56%	18

COVID-19: testing by laboratory

Data through Apr 11, 2021 verified as of Apr 12, 2021 at 09:25 AM

Data in this report are provisional and subject to change.

The numbers in the table below represent the number of Florida and non-Florida residents for whom test results were received by the Department of Health. A person can be tested by more than one laboratory and can have both positive and negative results. **Therefore, the sum of the numbers in each column will be larger than the total number of people tested.**

Reporting lab	Inconclusive	Negative	Positive	Percent positive	Total
CVS MINUTE CLINIC DIAGNOSTIC OF TN #6044		16	2	11%	18
MADISON CORE LABORATORIES		17	1	6%	18
TENDER CARE ALF		18			18
WALGREEN EASTERN CO, INC		18			18
ADVENT HEALTH - WINTER HAVEN		8	10	56%	18
COLLEGE POINT URGENT CARE		15	3	17%	18
URGENT CARE AT LONGWOOD			18	100%	18
CITY OF LAKE MARY EMPLOYEE HEALTH CENTER		16	2	11%	18
AURORA UNIVERSITY WELLNESS CENTER		18			18
PPD - IXLAYER		17	1	6%	18
ST ANTHONY'S HOSP PATIENT CARE SERVICE			18	100%	18
PEPIN ACADEMIES-PASCO		18			18
ENCOMPASS HEALTH REHABILITATION		16	2	11%	18
ADVENTIST HEALTH SYSTEM		16	2	11%	18
VA MEDICAL CENTER			18	100%	18
ADVENTHEALTH MEDICAL GROUP PEDIATRICS AT		4	14	78%	18
ROBERT WOOD JOHNSON UNIVERSITY HOSP		16	2	11%	18
VALLEY IMMEDIATE CARE		16	2	11%	18
CRANES VIEW LODGE			18	100%	18
MEDEXPRESS URGENT CARE - TIMBERLAKE		16	2	11%	18
XPRESS WELLNESS URGENT CARE			18	100%	18
BROOKDALE ST AUGUSTINE		1	17	94%	18
AURORA DIAGNOSTICS		6	12	67%	18
107TH PLACE GROUP HOME		18			18
LPG PRIMARY CARE AT COLONIAL CENTER DRIVE		16	2	11%	18
MEDEXPRESS URGENT CARE, MOON TOWNSHIP		17	1	6%	18
OSCEOLA ALF OPERATOR, LLC DBA□		18			18
ST CATHERINE OF SIENA HOSPITAL		16	2	11%	18
THE CANOPY AT HARPER LAKE	1		17	94%	18
MAIMONIDES MEDICAL CENTER		15	3	17%	18
MINUTECLINIC #8699		14	4	22%	18
HARTFORD HOSPITAL ANCILLARY LAB		17	1	6%	18
MI CASA DORADA ASSISTED LIVING FACILIT		18			18
MAITLAND PRIMARY CARE		9	9	50%	18
BRONSON FIRE DEPARTMENT		18			18
ASHRAF MEDICAL GROUP PLLC DBA PULSE M		17	1	6%	18
STAT MEDICAL CLINIC III INC		12	6	33%	18
IONA COLLEGE HEALTH & WELLNESS CENTER		18			18
ASCENSION ST VINCENT'S PRIMARY CARE		1	17	94%	18
FORT HAMILTON URGENT CARE		18			18
TPCA CLINICAL LABORATORIES		15	3	17%	18
ST. JUDES LABORATORIES		12	6	33%	18
GENERAL INTERNAL MEDICINE MEDICAL CTR CLINIC		13	5	28%	18
CABOT RESERVE ON THE GREEN		18			18
Z UROLOGY		18			18
FAST PACE MEDICAL CLINIC PLLC		15	2	12%	17
INTERMOUNTAIN CENTRAL LAB		1	16	94%	17

COVID-19: testing by laboratory

Data through Apr 11, 2021 verified as of Apr 12, 2021 at 09:25 AM

Data in this report are provisional and subject to change.

The numbers in the table below represent the number of Florida and non-Florida residents for whom test results were received by the Department of Health. A person can be tested by more than one laboratory and can have both positive and negative results. **Therefore, the sum of the numbers in each column will be larger than the total number of people tested.**

Reporting lab	Inconclusive	Negative	Positive	Percent positive	Total
KIDSWOOD PEDIATRICS CORP		6	11	65%	17
MC DIAGNOSTIC OF CONNECTICUT, PC #775		16	1	6%	17
FRUITVILLE URGENT CARE			17	100%	17
UNIVERSITY OF ALABAMA - FUNGAL REFERENCE LABORATORY		12	5	29%	17
GENETIC TECHNOLOGICAL INNOVATIONS			17	100%	17
URGENT CARE WEST CLINIC		14	3	18%	17
MASSACHUSETTS GENERAL HOSPITAL		1	16	94%	17
MINUTE-CLINIC DIAGNOSTIC OF VIRGINIA		14	3	18%	17
MINUTECLINIC DIAGNOSTIC OF TEXAS LLC		15	2	12%	17
YUSRA MEDICAL ASSOCIATES PA		14	3	18%	17
INTEGRATED FAMILY MEDICAL CENTER			17	100%	17
DIEGO FALLON MD PA		6	11	65%	17
URGENT CARE OF NEW YORK		16	1	6%	17
ESTATES MEDICAL CENTER INC		4	13	76%	17
NAVAL MEDICAL CENTER SAN DIEGO			17	100%	17
WALGREENS_COCONUT CREEK		13	4	24%	17
INN AT LAKE SEMINOLE SQUARE, THE		17			17
RESOLVE MOLECULAR DIAGNOSTICS		13	4	24%	17
MINUTE CLINIC DIAGNOSTIC OF TN PC #64		16	1	6%	17
DOC PAM PA		16	1	6%	17
FIRST CHOICE PEDIATRICS WINTER SPRINGS		12	5	29%	17
HEALTHCARE NOW			17	100%	17
ABC PEDIATRICS OF PORT ST LUCIE		15	2	12%	17
AVALON FAMILY RESORT ASSISTED LIVING LLC		17			17
UC HEALTH UNIVERSITY HOSPITAL		14	3	18%	17
MEDEXPRESS URGENT CARE - SEMINOLE SQUAU		15	2	12%	17
CITY OF SANFORD EMPLOYEE HEALTH AND		16	1	6%	17
LAKELAND HILLS CENTER		10	7	41%	17
CVS NC4165POCT BREVARD		11	6	35%	17
ST JOSEPH HOSPITAL		16	1	6%	17
CARE NOW, INC		13	4	24%	17
MINUTECLINIC, LLC, #4160		13	4	24%	17
LYNN KEEFE, MD PEDIATRICS		14	3	18%	17
BROOKDALE CROWN POINT			17	100%	17
ALBIBI		1	16	94%	17
CITY OF CLEARWATER EMPLOYEE HEALTH CENTER		7	10	59%	17
LIFELINK TISSUE BANK D/B/A LIFELINK TISSUE BANK		16	1	6%	17
ADVENTHEALTH MEDICAL GROUP		12	5	29%	17
MD PLUS URGENT CARE, LLC			17	100%	17
CARESPOT EXPRESS HEALTHCARE			17	100%	17
MINUTE CLINIC		1	16	94%	17
BAY BREEZE HEALTH AND REHABILITATION CENTER		9	8	47%	17
UVMC MICROBIOLOGY		16	1	6%	17
PRIMARY CARE WALK IN CLINIC PLLC			17	100%	17
PARRISH HEALTH CENTER		14	3	18%	17
MARCO DRUGS AND COMPOUNDING		13	4	24%	17
UNIVERSITY LAB			17	100%	17

COVID-19: testing by laboratory

Data through Apr 11, 2021 verified as of Apr 12, 2021 at 09:25 AM

Data in this report are provisional and subject to change.

The numbers in the table below represent the number of Florida and non-Florida residents for whom test results were received by the Department of Health. A person can be tested by more than one laboratory and can have both positive and negative results. **Therefore, the sum of the numbers in each column will be larger than the total number of people tested.**

Reporting lab	Inconclusive	Negative	Positive	Percent positive	Total
COAST MED URGENT CARE		16	1	6%	17
WELLINGTON FAMILY PRACTICE		13	4	24%	17
PROMEDICA LABORATORIES		11	5	31%	16
GOOD SAMARITAN SOCIETY		16			16
MIRIMUS INC		1	15	94%	16
GAMMA DIAGNOSTIC LAB LLC			16	100%	16
DR PHILLIPS MEDICAL WELLNESS CENTER		13	3	19%	16
MINUTE CLINIC DIAGNOSTIC OF SOUTH CAROLINA		12	4	25%	16
BONIFAY NURSING AND REHABILITATION CENTER			16	100%	16
SRMC AVALON		9	7	44%	16
MINNEOLA PLACE A HOMEBRIDGE COMMUNITY		16			16
JOSEPH MIGNOGNA		13	3	19%	16
CLEVELAND CLINIC			16	100%	16
BERGEN NEW BRIDGE M		14	2	13%	16
FLORIDA MEDICAL ASSOCIATES LLC		9	7	44%	16
INTERNAL MEDICINE ASSOCIATES & SPECIALTIES INC		15	1	6%	16
Lab MSMC Hialeah			16	100%	16
ST AUGUSTINE PLANTATION		1	15	94%	16
EMORY CRAWFORD LONG HOSPITAL LABORATOR		14	2	13%	16
SOMA MEDICAL CENTER PA			16	100%	16
STARLING AT NOCATEE			16	100%	16
URGENT CARE CLINIC OF LINCOLN		14	2	13%	16
DAVITA DIALYSIS		4	12	75%	16
KETAMINE HEALTH CENTERS AT BONITA SPRINGS, LLC		16			16
RICH STREET GROUP HOME		9	7	44%	16
UNIVERSITY OF MIAMI MILLER SCHOOL			16	100%	16
UNAVAILABLE/UNKNOWN/NO INFORMATION FOUND			16	100%	16
SUFFRIDGE DRIVE GROUP HOME		16			16
BVL PEDIATRICS		14	2	13%	16
YORKVILLE PEDIATRIC URGENT CARE		16			16
COMMUNITY HEALTH OF SOUTH FLORIDA INC			16	100%	16
J AND J VISTAKON EMPLOYEE HEALTH CENTER		15	1	6%	16
MEDICINE AT LONGWOOD		16			16
MEDEXPRESS URGENT CARE LEWISBURG		15	1	6%	16
MEDEXPRESS URGENT CARE - ROBINSON TWP, STEUBENVILLE PIKE		14	2	13%	16
PANAMA CITY VITAS HOSPICE		16			16
URGENT CARE & FAMILY PRACTICE CENTER			16	100%	16
TMH FSU RAPID LABORATORY		2	14	88%	16
HODGES CLUSTER		2	14	88%	16
JS HEALTHCARE INC		16			16
CLINIC OF PEDIATRICS & GI MEDICINE INC		1	15	94%	16
MINUTECLINIC, LLC, DBA MINUTECLINIC #6		14	2	13%	16
PRO HEALTH FAMILY PHYSICIANS, NYSTROM		16			16
CRUCIAL CARE		10	6	38%	16
NORTHWEST FLORIDA SLEEP		1	15	94%	16
LAKEWOOD RANCH MEDICAL CENTER CLINICAL LAB			16	100%	16
OKEECHOBEE HEALTHCARE FACILITY			16	100%	16

COVID-19: testing by laboratory

Data through Apr 11, 2021 verified as of Apr 12, 2021 at 09:25 AM

Data in this report are provisional and subject to change.

The numbers in the table below represent the number of Florida and non-Florida residents for whom test results were received by the Department of Health. A person can be tested by more than one laboratory and can have both positive and negative results. **Therefore, the sum of the numbers in each column will be larger than the total number of people tested.**

Reporting lab	Inconclusive	Negative	Positive	Percent positive	Total
MILLENNIUM PHYSICIAN GRP LLC NAPLES PINE RIDGE			16	100%	16
MORTON PLANT MEASE			16	100%	16
ADVENT HEALTH - ZEPHYRHILLS			16	100%	16
HUDSON VALLEY HOSPITAL CENTER LABORATORY		15	1	6%	16
XERA MED RESEARCH			16	100%	16
FAST TRACK URGENT CARE CENTER - TYRONE			16	100%	16
CALLAWAY CLINIC		11	5	31%	16
EAR NOSE & THROAT ASSOCIATES OF MANATEE PA		16			16
BLOUNT MEMORIAL HOSPITAL		14	2	13%	16
LPG PRIMARY CARE AT MATTHEW DRIVE		16			16
GRADY HEALTH SYSTEM		16			16
MINUTECLINIC, LLC #4507		14	2	13%	16
NORTHWEST FLORIDA ENT, PA		5	11	69%	16
NOVANT HEALTH GOHEALTH URGENT CARE-HARRISBURG		8	8	50%	16
PRESBYTERIAN MEDICAL SERVICES		16			16
ALL FLORIDA FAMILY & SPORTS MEDICINE		15	1	6%	16
HEALTH CENTRAL HOSPITAL			16	100%	16
ENCORE AT BOCA RATON, THE			16	100%	16
CUSTEAD CARE CENTER HAVEN HOSPICE		12	3	20%	15
MINUTECLINIC DIAGNOSTIC OF TN PC #6415		11	4	27%	15
PROHEALTH CARE ASSOCIATES MOBILE		12	3	20%	15
HAWTHORNE INN OF LAKELAND		15			15
SELECT PHYSICIANS ALLIANCE PL		15			15
HOLLEY-NAVARRE MEDICAL CLINIC		5	10	67%	15
OPTIONS FOR SENIORS INC DBA PALM KREST MANOR		12	3	20%	15
FAMILY CARE			15	100%	15
ORLANDO HEALTH		2	13	87%	15
INFEXIONSHIELD INC.		15			15
MEDEXPRESS URGENT CARE - LAFAYETTE		14	1	7%	15
MINUTECLINIC DIAGNOSTIC OF VIRGINIA, LLC #1416		14	1	7%	15
LONG ISLAND JEWISH VALLEY STREAM		14	1	7%	15
LILY'S PROMISE AL#12775		15			15
BESSENT ROAD GROUP HOME		15			15
FLORIDA DEPARTMENT OF HEALTH IN HILLSBOROUGH COUNTY		1	14	93%	15
HAVEN HOSPICE IN CHIEFLAND		9	6	40%	15
Astoria Health and Rehab		15			15
MC DIAGNOSTIC OF CONNECTICUT, PC #1960		15			15
KIMBERLY J HENDERSON MD PC		14	1	7%	15
OPIS ISLAND LAKE CENTER		13	2	13%	15
MEADOWCREST MOLECULAR DIAGNOSTICS, LLC			15	100%	15
CARDIOTHORACIC SURGERY OF HYDE PARK			15	100%	15
TREEHOUSE PEDIATRICS		14	1	7%	15
MONTEFIORE ST LUKE'S CORNWALL HOSPITAL		11	4	27%	15
UNIVERSITY HOSPITAL UC HEALTH		11	4	27%	15
OAKMONTE VILLAGE OF DAVIE			15	100%	15
MINUTECLINIC INCORPORATE, LLC		12	3	20%	15
VENICE URGENT CARE - GULF COAST			15	100%	15

COVID-19: testing by laboratory

Data through Apr 11, 2021 verified as of Apr 12, 2021 at 09:25 AM

Data in this report are provisional and subject to change.

The numbers in the table below represent the number of Florida and non-Florida residents for whom test results were received by the Department of Health. A person can be tested by more than one laboratory and can have both positive and negative results. **Therefore, the sum of the numbers in each column will be larger than the total number of people tested.**

Reporting lab	Inconclusive	Negative	Positive	Percent positive	Total
BAPTIST MEDICAL CENTER EAST		11	4	27%	15
PREMIER LABORATORY SERVICES, LLC		5	10	67%	15
DELIVER MY MEDS CORP		15			15
WALK IN URGENT CARE			15	100%	15
MINUTE CLINIC LLC #5733		15			15
NORTHERN WESTCHESTER HOSPITAL LABORATORY		13	2	13%	15
RIVERSIDE MEDICAL GROUP		14	1	7%	15
MILTON 4707		15			15
MINUTECLINIC, LLC #1586		12	3	20%	15
INDIANA STATE DEPARTMENT OF HEALTH		1	14	93%	15
SEBRING PEDIATRICS LLC			15	100%	15
MEDLAB ASSOCIATES LLC		15			15
NOVALIFE MEDSPA			15	100%	15
BRYAN WHITFIELD MEMORIAL HOSPITAL		10	5	33%	15
CVS TX8321POCT MCKINNEY		15			15
GRAND VILLA OF SARASOTA		14	1	7%	15
DIATHERIX		13	2	13%	15
EASTLAKE PEDIATRICS - TRINITY		15			15
CVS NY491POCT JACKSON HEIGHTS		15			15
CVS MINUTE CLINIC DIAGNOSTIC OF WISCONSIN		15			15
GUIDEWELL EMERGENCY MEDICINE DOCTORS LLC #33		8	7	47%	15
SINAI HOSPITAL OF BALTIMORE		15			15
HEALTH MED HOME CARE, LLC		15			15
PATHLINE			15	100%	15
MIAMI BEACH MEDICAL GROUP LLC			15	100%	15
FAMILY CARE CENTER OF ARLINGTON		10	5	33%	15
TELEVISIT MALABAR PEDIATRICS		5	10	67%	15
MEDEXPRESS URGENT CARE- MARYLAND		14	1	7%	15
COMPREHENSIVE CHILDCARE ASSOCIATES		8	7	47%	15
GNT ASSOCIATES		14	1	7%	15
BAYA URGENT CARE LLC		1	14	93%	15
HUNTINGTON URGENT CARE		14	1	7%	15
AJU GEORGE MD PA			15	100%	15
TGH URGENT CARE – WESLEY CHAPEL			14	100%	14
MEDI-DRUG INC		12	2	14%	14
SOMA MEDICAL CENTER, PA #4 FLORIDA MANGO			14	100%	14
LIFE'S SPECIAL MOMENTS INC		14			14
WALGREENS #07936		13	1	7%	14
CVS NC187POCT CHARLOTTE		13	1	7%	14
SOUTHEASTERN LABORATORY			14	100%	14
GRACE COMMUNITY PHARMACY		1	13	93%	14
MELBOURNE FAMILY PRACTICE		12	2	14%	14
The Evangelical Lutheran Good Samaritan Society		14			14
BAPTIST PRIMARY CARE PONTE VEDRA		8	6	43%	14
BOCA SIMON		2	12	86%	14
SOUTHEASTERN UNIVERSITY INC		14			14
PT&J REHAB - VILLAGE OF ROYAL PALM BEACH		12	2	14%	14

COVID-19: testing by laboratory

Data through Apr 11, 2021 verified as of Apr 12, 2021 at 09:25 AM

Data in this report are provisional and subject to change.

The numbers in the table below represent the number of Florida and non-Florida residents for whom test results were received by the Department of Health. A person can be tested by more than one laboratory and can have both positive and negative results. **Therefore, the sum of the numbers in each column will be larger than the total number of people tested.**

Reporting lab	Inconclusive	Negative	Positive	Percent positive	Total
PREMIUM HEALTH CARE			14	100%	14
FAMILY MEDICINE OF WESTON LLC		6	8	57%	14
ACCESS HOME HEALTH OF FLORIDA LLC		14			14
LEHIGH VALLEY HOSPITAL		3	11	79%	14
DESOTO HEALTH AND REHAB LLC		9	5	36%	14
MINUTECLINIC DIAGNOSTIC OF TN, PC 6438		12	2	14%	14
MADISON COUNTY HEALTH DEPARTMENT		7	7	50%	14
SARNO FAMILY PRACTICE		1	13	93%	14
MEDLAB INC		14			14
FG RAPID RESULTS LLC		8	6	43%	14
ST CLOUD MEDICAL GROUP		12	2	14%	14
FAMILY PRACTICE ON THE GO		6	8	57%	14
LUCID DIAGNOSTICS LABS			14	100%	14
EPIPHANY HEALTH		8	6	43%	14
Hackensack Umc Mountainside		13	1	7%	14
STEWART MELBOURNE HOSPITAL, INC	1		13	93%	14
CARENOW URGENT CARE-WEST END		9	5	36%	14
MINUTECLINIC DIAGNOSTIC OF TN, PC 4992		14			14
TALLAHASSEE PRIMARY CARE ASSOCIATES PA		12	2	14%	14
TREASURE COAST URGENT & FAMILY CARE			14	100%	14
WALGREENS CO		13	1	7%	14
TLC FAMILY CARE HOME INC		14			14
CVS MINUTE CLINIC, LLC		12	2	14%	14
CVS NC2357POCT HUNTERSVILLE		12	2	14%	14
MONTEFIORE MEDICAL CENTER LABORATORIES - WEILER		10	4	29%	14
SIGMUND LABS LLC		14			14
CVS MINUTE CLINIC DIAGNOSTIC OF VIRGINIA		14			14
SARASOTA - ROBERT L TAYLOR COMMUNITY CENTER□		1	13	93%	14
HEALTHFIRST ADVENT HEALTH CENTRA CARE COCOA BEACH			14	100%	14
BROOKLYN HOSPITAL CENTER DOWNTOWN CAMPUS		14			14
NIGHT OWL PEDIATRICS URGENT CARE			14	100%	14
ST JOSEPH WOMENS HOSPITAL			14	100%	14
ALASKA PUBLIC HEALTH LAB		1	13	93%	14
PARROTT MEDICAL CLINIC			14	100%	14
SURGERY CENTER OF CORAL GABLES LLC,THE		11	3	21%	14
RIVERSIDE COTTAGES AT THE SHORES, LLC			14	100%	14
ORLANDO FAMILY PHYSICIANS INC		10	4	29%	14
ALAN L MELOTEK MD		14			14
SOMA MEDICAL CENTER, P.A.			14	100%	14
GADSDEN REGIONAL MEDICAL CENTER		14			14
Terrace of Jacksonville			14	100%	14
NORTHWESTERN MEMORIAL HOSPITAL			14	100%	14
ARNOT OGDEN MEDICAL CENTER LABORATORY		14			14
JOHNS HOPKINS MEDICAL LABORATORIES		1	13	93%	14
POLK CHD BARTOW		13	1	7%	14
CVS MINUTE CLINIC DIAGNOSTIC PA		10	4	29%	14
CVS TN5639POCT FARRAGUT		11	3	21%	14

COVID-19: testing by laboratory

Data through Apr 11, 2021 verified as of Apr 12, 2021 at 09:25 AM

Data in this report are provisional and subject to change.

The numbers in the table below represent the number of Florida and non-Florida residents for whom test results were received by the Department of Health. A person can be tested by more than one laboratory and can have both positive and negative results. **Therefore, the sum of the numbers in each column will be larger than the total number of people tested.**

Reporting lab	Inconclusive	Negative	Positive	Percent positive	Total
INHEALTH LIFE SCIENCES		6	8	57%	14
BELLEVUE HOSPITAL CENTER DEPARTMENT		14			14
ESCAMBIA COMMUNITY CLINIC		2	11	85%	13
CROSS CARE CENTER			13	100%	13
NEW YORK PRESBYTERIAN - LOWER MANHATTAN		13			13
VILLA OF KINGS AND QUEENS OF DELRAY		13			13
SOUTHEAST FAMILY HEALTHCARE CENTER			13	100%	13
CARENOW URGENT CARE-DONELSON		10	3	23%	13
CVS PHARMACY			13	100%	13
CULINARY INSTITUTE OF AMERICA STUDENT	3	10			13
MAINSTREET FAMILY SELECT		1	12	92%	13
CVS MINUTE CLINIC DIAGNOSTIC MED GRP OF CA		13			13
AEGIS MEDICAL GROUP, LLC		13			13
DEVEREUX FLORIDA CHILDRENS CENTER			13	100%	13
EAR NOSE AND THROAT ASSOCIATES OF MANATEE, P.A.		10	3	23%	13
URGENT MEDICAL CENTER INC		5	8	62%	13
WELLMED AT PORT ST LUCIE WEST		9	4	31%	13
MINUTECLINIC DIAGNOSTIC OF SC, LLC #2		12	1	8%	13
ORMOND MEDICAL ARTS		3	10	77%	13
NATIONAL GENETICS INST LABCORP		4	9	69%	13
COVANCE CENTRAL LABORATORY			13	100%	13
AVENTURA HOSPITAL AND MEDICAL CENTER			13	100%	13
BARRANCO CLINIC,THE	3	9	1	8%	13
GULF COAST MEDICAL GROUP		5	8	62%	13
CVS MINUTE CLINIC DIAGNOSTIC OF TN #3293		12	1	8%	13
BENNETT PEDIATRICS		13			13
METHODIST MEDICAL CENTER		10	3	23%	13
VRL EUROFINS - HAWAII		13			13
HARBOR CHASE OF JACKSONVILLE			13	100%	13
STATEN ISLAND UNIVERSITY HOSPITAL SEGUINE AVE		12	1	8%	13
IN-OFFICE LAB		12	1	8%	13
ST CLOUD COMPOUNDING PHARMACY & WELLNESS CENTER		12	1	8%	13
Sunnyside Care Center		13			13
SHELBY COUNTY HEALTH CARE CORPORATION		10	3	23%	13
MINUTECLINIC DIAGNOSTIC OF TN PC #643		10	3	23%	13
CORAL LANDING ASSISTED LIVING		11	2	15%	13
AFC URGENT CARE - CEDAR GROVE		11	2	15%	13
BROOKDALE DELAND			13	100%	13
WORLD WRESTLING ENTERTAINMENT			13	100%	13
VIGILINT HEALTHCARE		11	2	15%	13
MINUTE CLINIC LLC #2775		12	1	8%	13
NTD EUROFINS ATLANTA		13			13
DYNAMIC DNA LAB		1	12	92%	13
THE PLAZA AT PARKSQUARE		13			13
CVS MINUTE CLINIC DIAGNOSTIC OF TEXAS, LLC		10	3	23%	13
PHELPS HOSPITAL LABORATORY		11	2	15%	13
MHHS All Lab Subsection		13			13

COVID-19: testing by laboratory

Data through Apr 11, 2021 verified as of Apr 12, 2021 at 09:25 AM

Data in this report are provisional and subject to change.

The numbers in the table below represent the number of Florida and non-Florida residents for whom test results were received by the Department of Health. A person can be tested by more than one laboratory and can have both positive and negative results. **Therefore, the sum of the numbers in each column will be larger than the total number of people tested.**

Reporting lab	Inconclusive	Negative	Positive	Percent positive	Total
GLENBROOKE AT PALM BAY			13	100%	13
FLORIDA STATE HOSPITAL			13	100%	13
MEDLABS DIAGNOSTICS		11	2	15%	13
RED MOUNTAIN DIAGNOSTICS		13			13
AVALON MEDICAL WALK IN CLINIC			13	100%	13
LAKE CO SCHOOLS EMPLOYEE HEALTH & WELLNESS CENTER	1	9	3	23%	13
HORIZON MEDICAL GROUP		11	2	15%	13
VALDOSTA FAMILY MEDICINE		1	12	92%	13
EFFINGER HEALTH, PA		13			13
SUMMIT ATLANTIC SURGERY CENTER		13			13
PROMUS DIAGNOSTICS, LLC			13	100%	13
MINUTECLINIC DIAGNOSTIC OF RHODE ISLAND		10	3	23%	13
PARKWEST MEDICAL CENTER		11	2	15%	13
MINUTE CLINIC OF KANSAS PA		8	5	38%	13
QUEENS UNIVERSITY OF CHARLOTTE		13			13
MONTEFIORE NYACK HOSPITAL AFFILIATED LABORATORY		12	1	8%	13
ST MARYS MEDICAL CENTER			13	100%	13
ROCKLEDGE		3	10	77%	13
ORCHID COVE		3	10	77%	13
MED TECH SERVICES OF PALM BEACH INC		13			13
CLINICAL LABORATORY SERVICES			13	100%	13
LAKELAND REGIONAL HEALTH GRASSLANDS		12	1	8%	13
BRITO MEDICAL CENTER		10	2	17%	12
MEDEXPRESS URGENT CARE CHARLESTON		8	4	33%	12
FLORIDA DEPARTMENT OF HEALTH WASHINGTON COUNTY		7	5	42%	12
GRAND VILLA OF PALM COAST		12			12
LAKE BUTLER HOSPITAL		12			12
WANTAGH URGENT CARE		9	3	25%	12
FLORIDA DEPT OF HEALTH		4	8	67%	12
MI2297090CV HOLLAND-23D2189684		12			12
VIBRANT AMERICA		10	2	17%	12
SAMARITAN MEDICAL CENTER		12			12
CVS TN5601POCT LENOIR CITY		10	2	17%	12
MINUTECLINIC DIAGNOSTIC OF ILLINOIS LL		10	2	17%	12
GLEN OAKS HEALTH AND REHABILITATION CENTER			12	100%	12
MIRACLE ALF INC		12			12
ADVENTHEALTH MEDICAL GROUP CARE CLINIC AT		8	4	33%	12
MEDEXPRESS URGENT CARE - CHRISTIANBURG		8	4	33%	12
MINUTE CLINIC LLC #5706		10	2	17%	12
HAVEN HOSPICE			12	100%	12
ORLANDO FAMILY MEDICAL INC		12			12
MINUTECLINIC DIAGNOSTIC OF OKLAHOMA		10	2	17%	12
MEDEXPRESS URGENT CARE - MONROE		12			12
MEDEXPRESS URGENT CARE-ALTOONA		10	2	17%	12
Maury Regional Hospital		6	6	50%	12
PANCARE HEALTH - WEWA ELEMENTARY			12	100%	12
SAMARITAN HOSPITAL LABORATORY		11	1	8%	12

COVID-19: testing by laboratory

Data through Apr 11, 2021 verified as of Apr 12, 2021 at 09:25 AM

Data in this report are provisional and subject to change.

The numbers in the table below represent the number of Florida and non-Florida residents for whom test results were received by the Department of Health. A person can be tested by more than one laboratory and can have both positive and negative results. **Therefore, the sum of the numbers in each column will be larger than the total number of people tested.**

Reporting lab	Inconclusive	Negative	Positive	Percent positive	Total
OHIO STATE UNIVERSITY MEDICAL CENTER			12	100%	12
IGENEX INC		12			12
THE POTTER'S HOUSE AT CANNON POINT		12			12
MINUTECLINIC DIAGNOSTIC OF GEORGIA, LL		10	2	17%	12
MC DIAGNOSTIC OF CONNECTICUT PC #459		12			12
NEMOURS CHILDREN'S URGENT			12	100%	12
CARLOS PORTU MD, PLLC			12	100%	12
MERIDIAN AT WATERWAYS, THE		10	2	17%	12
GENOTOX LABORATORIES		10	2	17%	12
VERITAS RESEARCH CORP			12	100%	12
IREPERTOIRE_MOL_LAB		12			12
BIOREFERENCE LABORATORIES		2	10	83%	12
BROWARD DIALYSIS			12	100%	12
FHCP-PORT ORANGE		3	9	75%	12
CARE FAST MURABELLA		7	5	42%	12
FAMILY MEDICINE AT LONGWOOD			12	100%	12
MERCY MEDICAL CENTER		5	7	58%	12
MINUTE-CLINIC DIAGNOSTIC OF VIRGINIA, LLC		12			12
ACADIAN DIAGNOSTIC LABORATORIES		8	4	33%	12
BAPTIST HEALTH			12	100%	12
TMH PHYSICIAN PARTNERS - MONTICELLO		10	2	17%	12
MINUTECLINIC, LLC #1492		12			12
RUSSELL MEDICAL CENTER		11	1	8%	12
ST PETER'S UNIVERSITY HOSPITAL		9	3	25%	12
CVS MINUTE CLINIC DIAGNOSTIC PA #3060		10	2	17%	12
MINUTECLINIC DIAG OF IND, LLC #6697		12			12
URGENT TEAM MANAGEMENT OF TENNESSEE		10	2	17%	12
SENIOR HOME CARE INC		12			12
GEORGE W FERGUSON MD-CONCIERGE MEDICAL SERVICES PL		11	1	8%	12
MINUTECLINIC, LLC, DBA MINUTECLINIC #6106		10	2	17%	12
LIFE CARE OF PORT SAINT LUCIE		3	9	75%	12
MEYER PEDIATRICS CHTD		11	1	8%	12
CARROLL GARDENS URGENT CARE		12			12
MINUTECLINIC DIAGNOSTIC OF NORTH CAROLINA, PC		11	1	8%	12
THRIF-T DRUGS INC		10	2	17%	12
BAYONET POINT HOSPITAL			12	100%	12
VISTACARE PHARMACY I		10	2	17%	12
DAVID LAWRENCE CENTER INC		10	2	17%	12
LAB UNKNOWN		1	11	92%	12
SONORA QUEST LABORATORIES			12	100%	12
CONSULATE HEALTH CARE OF PENSACOLA			12	100%	12
FAMILY MEDICINE AT HUNTERS CREEK		12			12
APPLE DIAGNOSTICS LAB		5	7	58%	12
WOODLAND TOWERS		6	6	50%	12
VILLA HEALTH NH LLC		10	2	17%	12
MINUTE CLINIC DIAGNOSTIC OF SC, LLC #42		11	1	8%	12
MEDEXPRESS URGENT CARE - BENTON HARBOR		12			12

COVID-19: testing by laboratory

Data through Apr 11, 2021 verified as of Apr 12, 2021 at 09:25 AM

Data in this report are provisional and subject to change.

The numbers in the table below represent the number of Florida and non-Florida residents for whom test results were received by the Department of Health. A person can be tested by more than one laboratory and can have both positive and negative results. **Therefore, the sum of the numbers in each column will be larger than the total number of people tested.**

Reporting lab	Inconclusive	Negative	Positive	Percent positive	Total
Lady Lake Specialty Care			12	100%	12
CITY OF WEST PALM BEACH EMPLOYEE & FAMILY HEALTH		12			12
VERO DIAGNOSTICS		11	1	8%	12
BROOKDALE CITRUS			12	100%	12
MC DIAGNOSTIC OF CONNECTICUT, PC # 257		11	1	8%	12
WESTERN NEW YORK IMMEDIATE MEDICAL CAR		12			12
NAPLES GREEN VILLAGE		12			12
DEPARTMENT OF PUBLIC HEALTH		12			12
RICHMOND UNIVERSITY MEDICAL CENTER		10	2	17%	12
SUWANNEE COUNTY JAIL		11	1	8%	12
LEON CHD		12			12
ADVENTIST HEALTH SYSTEM FLORIDA DEPT OF HEALTH		7	5	42%	12
COLLIER COUNTY HEALTH DEPT.		7	5	42%	12
GENESIS		8	4	33%	12
ALCOVE ASSISTED LIVING FACILITY		11			11
DYNAMIC HEALTH CENTERS INC		7	4	36%	11
CVS CA9165POCT SAN DIEGO		11			11
CVS MINUTE CLINIC DIAGNOSTIC OF TEXAS,LLC		9	2	18%	11
MINUTECLINIC DIAGNOSTIC OF PA, LLC (1036)		9	2	18%	11
MINUTECLINIC LLC (1435)		10	1	9%	11
MEDEXPRESS URGENT CARE - PANTOPS		10	1	9%	11
WINTER PARK CARE AND REHABILITATION			11	100%	11
MINUTECLINIC, LLC #1470		10	1	9%	11
ST. PETERSBURG PEDIATRICS			11	100%	11
Signature Healthcare of Savannah		11			11
WELLMED AT SOUTH PARSONS		9	2	18%	11
CENTRAL JERSEY URGENT CARE OF EATONTOW		10	1	9%	11
WELLSTAR NORTH FULTON HOSPITAL LABORAT		11			11
MEDEXPRESS URGENT CARE - SALEM		7	4	36%	11
SEMORAN FAMILY HEALTH LLC		10	1	9%	11
CROSSROADS URGENT CARE, PLLC		11			11
UNIVERSITY HOSPITALS OF CLEVELAND		6	5	45%	11
WATSON HEALTHCARE		8	3	27%	11
Rosewood Healthcare and Rehabilitation Center		5	6	55%	11
MINUTECLINIC, LLC #244		10	1	9%	11
JOHN W NORRIS III MD PA	1		10	91%	11
MOUNT DORA PEDIATRICS		9	2	18%	11
MINUTECLINIC DIAGNOSTIC OF MAINE, LLC		9	2	18%	11
45TH 1		11			11
KIDSVILLE PEDIATRICS			11	100%	11
UMHC/SYLVESTER AT KENDALL		1	10	91%	11
KIDS CARE PEDIATRICS PA			11	100%	11
FG RAPID		9	2	18%	11
CARINGTON MANOR		11			11
HEALTH NETWORK LABORATORIES		7	4	36%	11
PRIMECARE ACQUISITION FAMILY PRACTICE INC		11			11
LANE PEDIATRICS PA		1	10	91%	11

COVID-19: testing by laboratory

Data through Apr 11, 2021 verified as of Apr 12, 2021 at 09:25 AM

Data in this report are provisional and subject to change.

The numbers in the table below represent the number of Florida and non-Florida residents for whom test results were received by the Department of Health. A person can be tested by more than one laboratory and can have both positive and negative results. **Therefore, the sum of the numbers in each column will be larger than the total number of people tested.**

Reporting lab	Inconclusive	Negative	Positive	Percent positive	Total
VITAS HEALTH INC		5	6	55%	11
TROPICANA		5	6	55%	11
CARENOW URGENT CARE-HERMITAGE		7	4	36%	11
MINUTECLINIC DIAGNOSTIC OF NEW MEXICO		11			11
NORTHSIDE HOSPITAL FORSYTH		9	2	18%	11
ASSOCIATES IN MEDICINE		7	4	36%	11
HNL LAB MEDICINE		8	3	27%	11
CAN COMMUNITY HEALTH, INC		10	1	9%	11
St Joseph's Hospital & Medical Center		10	1	9%	11
MC DIAGNOSTIC OF CONNECTICUT , PC # 3		9	2	18%	11
LONGWOOD PEDIATRICS LLC			11	100%	11
MISSOURI DEPARTMENT OF HEALTH AND SENIOR SERVICES			11	100%	11
CLEVELAND TENNESSEE HOSPITAL COMPANY		10	1	9%	11
THE TERRACE OF SAINT CLOUD		9	2	18%	11
GENOPTIX MEDICAL LABORATORY		10	1	9%	11
PRIME MEDICAL CARE, LLC		11			11
AZALEA HEALTH		2	9	82%	11
LAKEVIEW HEALTH SYSTEMS			11	100%	11
STUYVESANT URGENT CARE		11			11
ALACHUA			11	100%	11
HIRAM COLLEGE HEALTH CENTER (ABBOTT)		11			11
CREATIVE TESTING SOLUTIONS		4	7	64%	11
NORTH OKALOOSA PHYSICIAN GROUP		10	1	9%	11
St. Annes Nursing Center, St. Annes Residence, Inc.		11			11
WELLMED AT BRANDON REGIONAL		7	4	36%	11
TELEVISIT PALM BAY FAMILY PRACTICE		9	2	18%	11
NIGHT LITE PEDIATRICS CENTER, LLC		1	10	91%	11
ATMORE NURSING CENTER		10	1	9%	11
REDMED CLINIC OF ARLINGTON		10	1	9%	11
CLAYMED OF NORTH FLORIDA			11	100%	11
TINA'S ASSISTED LIVING FACILITY CORP		11			11
VIRTUA WEST JERSEY HOSPITAL VOORHEES		9	2	18%	11
Solaris Healthcare Pensacola			11	100%	11
APPALACHIAN REGIONAL HEALTHCARE SYSTEM		10	1	9%	11
ELITE HOME HEALTH SERVICES		11			11
MEDEXPRESS URGENT CARE MONACA		11			11
MINUTECLINIC, LLC, DBA MINUTECLINIC #2		9	2	18%	11
CVS MINUTE CLINIC DIAG OF IND, LLC #6549		11			11
MEDICAL CENTER AFFILIATES WEST PALM			11	100%	11
BRIDGE DIAGNOSTICS			11	100%	11
MINUTECLINIC DIAGNOSTICS OF IND, LLC		11			11
MEDEXPRESS URGENT CARE - MAPLE DRIVE		10	1	9%	11
DMH STEINHATCHEE FAMILY MEDICINE		8	3	27%	11
ST LUKES ROOSEVELT LABORATORY		9	2	18%	11
METHODIST HOSPITAL			11	100%	11
AIM LABORATORIES			11	100%	11
ACCENTCARE		11			11

COVID-19: testing by laboratory

Data through Apr 11, 2021 verified as of Apr 12, 2021 at 09:25 AM

Data in this report are provisional and subject to change.

The numbers in the table below represent the number of Florida and non-Florida residents for whom test results were received by the Department of Health. A person can be tested by more than one laboratory and can have both positive and negative results. **Therefore, the sum of the numbers in each column will be larger than the total number of people tested.**

Reporting lab	Inconclusive	Negative	Positive	Percent positive	Total
UNIVERSITY CENTRA CARE		10	1	9%	11
BIOTECH CLINICAL LABORATORIES, INC.		1	10	91%	11
JBSA-SAM HOUSTON			11	100%	11
COLLIER HMA PHYSICIAN MANAGEMENT, LLC		2	9	82%	11
PHYSICIANS REGIONAL MEDICAL CTR - COLLIER BLVD			11	100%	11
MEDEXPRESS URGENT CARE - WINCHESTER GATEWAY		9	2	18%	11
CVS MINUTE CLINIC DIAGNOSTIC		10	1	9%	11
ORANGE PARK PEDIATRIC ASSOCIATES		1	10	91%	11
WALGREEN #6538		11			11
MONROE COUNTY HOSPITAL		8	3	27%	11
BOCA RATON REGIONAL HOSPITAL LAB			11	100%	11
CVS GA2108POCT NORCROSS		8	3	27%	11
MINUTE CLINIC LLC #6765		11			11
SUNCOAST COMMUNITY HEALTH CENTERS INC		2	9	82%	11
CVS HEALTH MINUTE CLINIC		1	10	91%	11
ILLINOIS DEPT OF PUBLIC HEALTH LAB - SPRINGFIELD			11	100%	11
PALM BEACH PATHOLOGY		9	2	18%	11
PINELLAS COUNTY HEALTH DEPARTMENT		2	9	82%	11
MEDEXPRESS URGENT CARE-LATROBE		10	1	9%	11
CURATIVE		1	10	91%	11
MINUTECLINIC, LLC, MINUTECLINIC #7637		9	2	18%	11
ASSOCIATES MD CYPRESS CREEK			11	100%	11
LAKE BALDWIN CBOC		9	1	10%	10
MINUTE CLINIC LLC # 2033		9	1	10%	10
Crestwood Nursing Center		7	3	30%	10
CORONA PATHOLOGY		10			10
MEDEX REGIONAL LABORATORIES LLC		1	9	90%	10
DES PLAINES CLINICAL LAB		3	7	70%	10
CVS SC7556POCT WEST COLUMBIA		9	1	10%	10
RPC@HODGES		2	8	80%	10
TENNESSEE DEPARTMENT OF HEALTH (TDH) - CENTRAL LABORATORY		2	8	80%	10
CVS PA6902POCT BRYN MAWR		8	2	20%	10
DOMINICAN COLLEGE STUDENT HEALTH CENTE		8	2	20%	10
ONEIDA HEALTHCARE CENTER		8	2	20%	10
VETERNANS ADMINISTRATION			10	100%	10
HCR MANORCARE		10			10
PBC PREMIER FAMILY HEALTH			10	100%	10
MEDICAL LABORATORY DIAGNOSTICS			10	100%	10
BETH ISRAEL MEDICAL CENTER LABS		9	1	10%	10
THE MARY IMOGENE BASSETT HOSPITAL		10			10
AMERICAN HOUSE FORT MYERS		10			10
BELLE GLADES HEALTH CLINIC			10	100%	10
MINUTECLINIC DIAGNOSTIC OF VIRGINIA		10			10
SAVANNAH MANOR ASSISTED LIVING COMMUNITY			10	100%	10
NEW JERSEY DEPARTMENT OF HEALTH COMMUNICABLE DISEASE SERVICE		3	7	70%	10
ACCESS PHARMACY		10			10
NOT INDICATED		1	9	90%	10

COVID-19: testing by laboratory

Data through Apr 11, 2021 verified as of Apr 12, 2021 at 09:25 AM

Data in this report are provisional and subject to change.

The numbers in the table below represent the number of Florida and non-Florida residents for whom test results were received by the Department of Health. A person can be tested by more than one laboratory and can have both positive and negative results. **Therefore, the sum of the numbers in each column will be larger than the total number of people tested.**

Reporting lab	Inconclusive	Negative	Positive	Percent positive	Total
CVS NC7051POCT WAKE FOREST		10			10
JOHNS HOPKINS ALL CHILDRENS			10	100%	10
TIFT REGIONAL HEALTH SYSTEM, INC		10			10
CHRISTUS ST VINCENT LABORATORY - ZIA		10			10
CVS SC7334POCT LEXINGTON		9	1	10%	10
BLOOMIN BRANDS WELLNESS CENTER		9	1	10%	10
UF HEALTH		1	9	90%	10
ORLANDO MEDICAL CENTER PL		1	9	90%	10
MEDEXPRESS URGENT CARE - WASHINGTON		8	2	20%	10
FLEMING ISLAND CENTER FOR CLINICAL RESEARCH		10			10
PASSPORT HEALTH			10	100%	10
ST VINCENT'S ST CLAIR		7	3	30%	10
BERRYHILL MANOR		10			10
GOOD SAMARITAN MEDICAL CENTER			10	100%	10
MANATEE COUNTY JAIL		9	1	10%	10
BENSONHURST URGENT CARE		9	1	10%	10
FAMILY HEALTH CENTER AT PORT ST JOHN		4	6	60%	10
PRORENATA LABS		2	8	80%	10
LAKE NONA MEDICAL SERVICES		3	7	70%	10
VENICE GREEN VILLAGE		3	7	70%	10
URGENT CARE CENTER AT PINNACLE		4	6	60%	10
MAINSTREET FAMILY CARE			10	100%	10
NORTON HEALTHCARE			10	100%	10
VA Primary Care Clinic at Meharry		9	1	10%	10
MOLECULAR PATHOLOGY LABORATORY			10	100%	10
NEW HAMPSHIRE DEPARTMENT OF HEALTH AND HUMAN SERVICES		3	7	70%	10
MINUTECLINIC DIAGNOSTIC OF MINNESOTA		10			10
BROOKDALE PANAMA CITY		9	1	10%	10
PLYMOUTH HARBOR INCORPORATED		9	1	10%	10
HIGH TOWER ALF LLC		9	1	10%	10
CVS MINUTE CLINIC, LLC #22		9	1	10%	10
NORTHEAST GEORGIA MEDICAL CENTER		10			10
ISLAND COAST PEDIATRICS IN-HOUSE LAB		10			10
CITY OF TALLAHASSEE		10			10
KR AT COLLEGE HARBOR		10			10
GLADES COUNTY DETENTION CENTER		1	9	90%	10
Westchester General Hospital			10	100%	10
BEAUMONT LABORATORY			10	100%	10
MEDEXPRESS URGENT CARE - BEECH GROVE		9	1	10%	10
MARQUESA MEDICAL		8	2	20%	10
FLORIDA CLINICAL LAB		1	9	90%	10
SOMA MEDICAL CENTER PA #4			10	100%	10
UNIVERSITY OF MIAMI MILLER SCHOOL OF MEDICINE			10	100%	10
KEY TRAINING CENTER			10	100%	10
CVS HEALTH, #2043		10			10
MOSOLF PEDIATRICS			10	100%	10
CBC LAB		3	7	70%	10

COVID-19: testing by laboratory

Data through Apr 11, 2021 verified as of Apr 12, 2021 at 09:25 AM

Data in this report are provisional and subject to change.

The numbers in the table below represent the number of Florida and non-Florida residents for whom test results were received by the Department of Health. A person can be tested by more than one laboratory and can have both positive and negative results. **Therefore, the sum of the numbers in each column will be larger than the total number of people tested.**

Reporting lab	Inconclusive	Negative	Positive	Percent positive	Total
WINKLER COURT		9	1	10%	10
MINUTECLINIC, LLC #4682		5	5	50%	10
MINUTECLINIC DIAGNOSTIC OF NEW JERSEY,		9	1	10%	10
CVS SC4286POCT EASLEY		4	6	60%	10
Avalon Healthcare and Rehabilitation Center			10	100%	10
MC DIAGNOSTIC OF CONNECTICUT, PC #1966		10			10
VASCONCELLO COHEN MD PA		9	1	10%	10
ANY LAB TEST NOW INC			10	100%	10
DOCTORS EXPRESS OF ST PETERSBURG		1	9	90%	10
PALM BEACH CDH - DELRAY BEACH			10	100%	10
ATHENS VETERINARY DIAGNOSTIC LABORATOR		10			10
CVS PA1671POCT LANCASTER		10			10
ARBORS OF GULF BREEZE, THE		8	2	20%	10
Manor Care of Dunedin		7	3	30%	10
PANCARE HEALTH - VERNON ELEMENTARY			10	100%	10
PHASE2 LABS	2	6	2	20%	10
CVS TX8351POCT BEAUMONT		9	1	10%	10
PALATKA VA CBOC		9	1	10%	10
SANDGATE GARDENS REHAB & NURSING CENTER		3	7	70%	10
BROWARD HEALTH CARE			10	100%	10
COMMUNITY HEALTH CENTER		2	8	80%	10
NATURE COAST REGIONAL MEDICAL CENTER		1	9	90%	10
MEDEXPRESS URGENT CARE-KATY		7	3	30%	10
KEY WEST URGENT CARE, INC		3	7	70%	10
OKLAHOMA STATE DEPARTMENT OF HEALTH-PUBLIC HEALTH LABORATORY			10	100%	10
MC DIAGNOSTIC OF CONNECTICUT, PC #1043		10			10
ALBION COLLEGE (ABBOTT)		10			10
CARENOW URGENT CARE - EAST NASHVILLE		8	2	20%	10
CHILDREN'S HEALTHCARE OF ATLANTA/EGLESTON		10			10
ALABAMA DEPARTMENT OF PUBLIC HEALTH		1	9	90%	10
MINUTECLINIC DIAGNOSTIC OF NORTH CAROLINA PC #5341		7	3	30%	10
VITALANT		1	9	90%	10
ADVENTHEALTH MEDICAL GROUP PEDIATRIC & ADOLESCENT		9	1	10%	10
MEDEXPRESS URGENT CARE PARKERSBURG		8	2	20%	10
ORLANDO HEALTH PHYSICIAN ASSOCIATES		4	6	60%	10
CVS TN2179POCT MURFREESBORO		9	1	10%	10
EMERGENCY MEDICAL CENTER		4	6	60%	10
LUXOR SCIENTIFIC LLC		1	9	90%	10
SUPERIOR RESIDENCES OF CLERMONT		2	8	80%	10
MINUTE-CLINIC DIAGNOSTIC OF VIRGINIA, LLC #2003		7	3	30%	10
MINUTECLINIC DIAGNOSTIC OF TN PC #240		8	2	20%	10
MINUTECLINIC DIAGNOSTIC OF TN, PC 6304		8	2	20%	10
OUR HOME AT BEACON HILL			9	100%	9
MINUTECLINIC #2860		6	3	33%	9
PATEL MEDICAL VENTURES		8	1	11%	9
ETHOS LABORATORIES		7	2	22%	9
ORLANDO HEALTH PHYSICIAN GROUP INC		6	3	33%	9

COVID-19: testing by laboratory

Data through Apr 11, 2021 verified as of Apr 12, 2021 at 09:25 AM

Data in this report are provisional and subject to change.

The numbers in the table below represent the number of Florida and non-Florida residents for whom test results were received by the Department of Health. A person can be tested by more than one laboratory and can have both positive and negative results. **Therefore, the sum of the numbers in each column will be larger than the total number of people tested.**

Reporting lab	Inconclusive	Negative	Positive	Percent positive	Total
GCPM MANUAL MICROBIOLOGY		1	8	89%	9
OPTUM SILVER LAKES			9	100%	9
MEDICANA NURSING AND REHAB CENTER			9	100%	9
CVS CA9113POCT CHULA VISTA		9			9
IMMUNOGENOMICS LLC		6	3	33%	9
PIEDMONT ATHENS REGIONAL MEDICAL		7	2	22%	9
TAPESTRY TALLAHASSEE WALDEN		9			9
WALK IN MEDICAL URGENT CARE PC		9			9
INSPIRED LIVING AT PALM BAY		7	2	22%	9
STPET		7	2	22%	9
PUTNAM FAMILY CARE INC		3	6	67%	9
SUNCREST OMNI		9			9
GILCHRIST COUNTY FIRE DEPARTMENT		4	5	56%	9
KINDRED_AIMS		9			9
BUENA VIDA ESTATES			9	100%	9
CVS PHARMACY NO 274		9			9
ENCOMPASS HOME HEALTH OF THE SOUTHEAST LLC		9			9
EMPLOYEE WELLNESS PA			9	100%	9
CARENOW URGENT CARE-MT JULIET		8	1	11%	9
MIDMICHIGAN MEDICAL CENTER			9	100%	9
NIGHT LITE PEDIATRICS CENTER		1	8	89%	9
MEDEXPRESS ELKINS		9			9
BEAUMONT EMERGENCY CENTER			9	100%	9
MINUTE CLINIC, LLC #4650		8	1	11%	9
DIXITKUMAR N MODI MD PA			9	100%	9
Consulate Health Care of Brandon		7	2	22%	9
HEALTH AND WELLNESS CENTER		1	8	89%	9
MEDEXPRESS URGENT CARE - BATTLE CREEK		6	3	33%	9
CVS TX7162POCT HOUSTON		9			9
CVS TX10016POCT PRINCETON		9			9
LAKE NONA MEDICAL SERVICE LLC		9			9
CIAN DIAGNOSTICS			9	100%	9
MIAMI COMPREHENSIVE MEDICINE GROUP PA		4	5	56%	9
MINUTECLINIC DIAGNOSTIC OF NEW JERSEY, LLC # 7069		9			9
LAWRENCE TECHNOLOGICAL UNIVERSITY		9			9
MEDEXPRESS URGENT CARE - SWANSEA, N ILLINOIS ST		8	1	11%	9
FLORIDA HOSPITAL WINTER PARK		7	2	22%	9
TRANSPLANT GENOMICS INC (EUROFINS)		9			9
CVS CA9715POCT THOUSAND OAKS		9			9
CVS MINUTE CLINIC DIAGNOSTIC MED GRP OF SAN		7	2	22%	9
FLORIDA MENTOR		7	2	22%	9
ILLINOIS DEPARTMENT OF PUBLIC HEALTH		1	8	89%	9
CVS NJ617POCT CEDAR GROVE		8	1	11%	9
MINUTE CLINIC LLC #10203		7	2	22%	9
ST VINCENT'S CHILTON		7	2	22%	9
WINTER PARK INTERNAL MEDICINE MD PA		7	2	22%	9
WADSWORTH CENTER - DAVID AXELROD INSTITUTE		8	1	11%	9

COVID-19: testing by laboratory

Data through Apr 11, 2021 verified as of Apr 12, 2021 at 09:25 AM

Data in this report are provisional and subject to change.

The numbers in the table below represent the number of Florida and non-Florida residents for whom test results were received by the Department of Health. A person can be tested by more than one laboratory and can have both positive and negative results. **Therefore, the sum of the numbers in each column will be larger than the total number of people tested.**

Reporting lab	Inconclusive	Negative	Positive	Percent positive	Total
Sunset Lake Health and Rehabilitation Center		8	1	11%	9
CVS RI1717POCT 1 CVS DR			9	100%	9
THOMAS JEFFERSON UNIVERSITY HOSPITAL		4	5	56%	9
LOREY ALF		9			9
MEDEXPRESS URGENT CARE - FAYETTEVILLE		7	2	22%	9
MINUTE CLINIC LLC #4017		9			9
CENTRAL JERSEY URGENT CARE		8	1	11%	9
CVS MINUTE CLINIC DIAGNOSTIC OF KANSAS, PA		9			9
ACCESS CARE MEDICAL GROUP LLC		2	7	78%	9
WELLSTAR COBB HOSPITAL		8	1	11%	9
ROSECASTLE			9	100%	9
PRECISION GENETICS			9	100%	9
ST JOSEPHS HOSP OF ATLANTA/CLINIC LAB		8	1	11%	9
PALM BAY URGENT CARE PL		1	8	89%	9
VILLAGE PLACE HEALTH AND REHAB		9			9
WESTCHESTER GENERAL HOSPITAL BLOOD GAS LAB			9	100%	9
SELECT PHYSICIANS ALLIANCE		9			9
MINUTECLINIC #8760		9			9
BLOOMINGDALE PEDIATRIC ASSOCIATES PA			9	100%	9
OMNI			9	100%	9
BRENNITY AT VERO BEACH, THE			9	100%	9
MEDEXPRESS URGENT CARE - FORT WORTH S		8	1	11%	9
WALK-IN MEDICAL CARE			9	100%	9
WHEELER LABORATORY		8	1	11%	9
SOUTH FLORIDA ENT ASSOCIATES, INC			9	100%	9
Fouraker Hills Rehab and Nursing			9	100%	9
UNIVERSITY MEDICAL CENTER		8	1	11%	9
CITYMD		1	8	89%	9
BAYFRONT HEALTH ST PETERSBURG		8	1	11%	9
REMISE OCCUPATIONAL HEALTH SOLUTIONS INC			9	100%	9
CVS DC1340POCT WASHINGTON		9			9
MOBILE RESPONSE DIAGNOSTICS LLC		8	1	11%	9
UHEALTH UNIVERSITY OF MIAMI			9	100%	9
COLLIER BLVD HMA PHYSICIAN MANAGEMENT,, LLC			9	100%	9
MINUTECLINIC DIAGNOSTIC OF TN PC #242		6	3	33%	9
MINUTECLINIC DIAG OF IND, LLC #2387		8	1	11%	9
MINUTECLINIC DIAGNOSTIC OF TN PC #5671		5	4	44%	9
CHILDREN'S HEALTH CENTER INC.		7	2	22%	9
ALLIANCE HEALTH AND REHABILITATION CENTER		9			9
MINUTE CLINIC DIAGNOSTIC MED GRP		8	1	11%	9
MINUTE CLINIC LLC #1448		8	1	11%	9
ROSEMONT GARDENS INC		9			9
FAMILY PRACTICE OF DAVIE INC			9	100%	9
WATERFORD AT CREEKSIDE, THE			9	100%	9
RIVERVIEW REGIONAL MEDICAL CENTER		7	2	22%	9
NASCAR EVENT MANAGEMENT, LLC		9			9
MINUTECLINIC DIAGNOSTIC OF ILLINOIS		7	2	22%	9

COVID-19: testing by laboratory

Data through Apr 11, 2021 verified as of Apr 12, 2021 at 09:25 AM

Data in this report are provisional and subject to change.

The numbers in the table below represent the number of Florida and non-Florida residents for whom test results were received by the Department of Health. A person can be tested by more than one laboratory and can have both positive and negative results. **Therefore, the sum of the numbers in each column will be larger than the total number of people tested.**

Reporting lab	Inconclusive	Negative	Positive	Percent positive	Total
CVS MO8590POCT KANSAS CITY		5	4	44%	9
Atlanta VAMC		6	3	33%	9
NORTHSHORE UNIVERSITY HEALTHSYSTEM EVANSTON HOSPITAL LAB			9	100%	9
VETERANS AFFAIRS MEDICAL CENTER - OUTPATIENT			9	100%	9
MAGNOLIA MANOR			9	100%	9
CORE OCCUPATIONAL RESOURCES, LLC		5	4	44%	9
UCARE			9	100%	9
CHEMISYS LABORATORIES		1	8	89%	9
PEDIATRIC HEALTH CARE ALLIANCE			9	100%	9
NEMOURS CHILDREN'S PRIMARY CARE VERO BEACH			9	100%	9
MINUTE CLINIC INCORPORTE		9			9
DOH-TAMPA BRANCH LABORATORY (MLK BLVD)		4	5	56%	9
MINUTECLINIC DIANOSTIC OF VIRGINA, LL		8	1	11%	9
MINUTECLINIC DIAGNOSTIC MED GRP OF CA		8	1	11%	9
ST JOSEPH'S HOSPITAL NORTH LABORATORY			9	100%	9
FLORIDA CENTER FOR DERMATOLOGY LABORATORY			9	100%	9
NORTHWEST FLORIDA COMMUNITY HOSPITAL LABORATORY		8	1	11%	9
WINDSOR OF SAN PABLO, THE		6	3	33%	9
PENSACOLA CLUSTER			9	100%	9
MICHIGAN DEPARTMENT OF COMMUNITY HEALTH		1	8	89%	9
CVS CT1123POCT SOUTHBURY		9			9
CARENOW URGENT CARE-GREEN HILLS		9			9
SUMTER COUNTY HEALTH DEPARTMENT		4	5	56%	9
NITIN BAWA PROFESSIONAL ASSOCIATES			9	100%	9
MONROE COUNTY FIRE RESCUE		8	1	11%	9
WINDSOR OF GAINESVILLE		9			9
CVS PA233POCT NEWTOWN SQUARE		8			8
CVS OH3301POCT WOODMERE		8			8
CVS NC3319POCT CHARLOTTE		6	2	25%	8
BETTER AT HOME		8			8
LAKE CONWAY URGENT CARE LLC		2	6	75%	8
ALACHUA COUNTY HEALTH DEPARTMENT		1	7	88%	8
MINUTECLINIC DIAGNOSTIC OF NEVADA #87		4	4	50%	8
ROBERT WOOD JOHNSON HOSPITAL		7	1	13%	8
JOINT AMBULATORY CARE CENTER		8			8
MEDEXPRESS URGENT CARE - MIDLOTHIAN		7	1	13%	8
MONTEFIORE MEDICAL CENTER LABORATORIES - NORTH		8			8
NORTHSIDE HOSPITAL DULUTH		7	1	13%	8
ADVANCED RESEARCH FOR HEALTH IMPROVEMENT		6	2	25%	8
SARAH LAWRENCE COLLEGE HEALTH SERVICES		8			8
HUNTINGTON VILLAGE URGENT CARE		8			8
CVS TX7827POCT ROUND ROCK		8			8
The Grand at Rome Nursing and Rehabilitation		8			8
NORTHEAST ALABAMA REGIONAL MEDICAL CENTER		5	3	38%	8
HOLY NAME MEDICAL CENTER	1	6	1	13%	8
ST CLOUD PHYSICIAN MANAGMENT LLC		7	1	13%	8
CVS NC7213POCT MATTHEWS		6	2	25%	8

COVID-19: testing by laboratory

Data through Apr 11, 2021 verified as of Apr 12, 2021 at 09:25 AM

Data in this report are provisional and subject to change.

The numbers in the table below represent the number of Florida and non-Florida residents for whom test results were received by the Department of Health. A person can be tested by more than one laboratory and can have both positive and negative results. **Therefore, the sum of the numbers in each column will be larger than the total number of people tested.**

Reporting lab	Inconclusive	Negative	Positive	Percent positive	Total
FOUNTAINVIEW BY FIVE STAR QUALITY CARE		7	1	13%	8
DIAGNOSTIC CLINIC		7	1	13%	8
CLEARWATER PEDIATRIC CARE		1	7	88%	8
BAPTIST OUTPATIENT			8	100%	8
LAB UNKNOWN		6	2	25%	8
HEALTHPARK MEDICAL CTR NURSING SVC		8			8
THE WOLFF CENTER FOR CHILD & ADOLESCENT HEALTH			8	100%	8
DEPARTMENT OF HEALTH- CITRUS COUNTY		1	7	88%	8
WALGREENS #10972	1	7			8
NORTHSIDE HOSPITAL		2	6	75%	8
LEMOYNE COLLEGE WELLNESS CENTER FOR		8			8
SUPREME LABORATORY			8	100%	8
DOTHAN PEDIATRIC CLINIC			8	100%	8
NONA PEDIATRIC CENTER		3	5	63%	8
FLORIDA KEYS CONCIERGE MEDICINE, LLC		6	2	25%	8
GOLDMAN SACHS HEALTH CENTER	1	7			8
TRUE HEALTH		5	3	38%	8
CVS NC5591POCT STATESVILLE		7	1	13%	8
INTERNAL MEDICINE AND AESTHETICS OF NAPLES LLC		8			8
LEE MEMORIAL HEALTH SYSTEM D/B/A		6	2	25%	8
BEECHTREE MOLECULAR LAB LLC			8	100%	8
CIGNA ONSITE HEALTH LLC		2	6	75%	8
PUTNAM COUNTY EMERGENCY RESCUE SERVICE		5	3	38%	8
HEALTHY MINORS PEDIATRIC URGENT CARE		7	1	13%	8
EXPRESS TEST			8	100%	8
WHITE SANDS OUTPATIENT SERVICES (WSOP SERVICES LLC		8			8
CVS MINUTE CLINIC DIAGNOSTIC OF NEW JERSEY		8			8
INTERNAL MEDICINE ASSOCIATES OF JACKSON HOSPITAL			8	100%	8
WELLIGENT		1	7	88%	8
MINUTE CLINIC DIAG OF IND LLC #8674		8			8
JACKSON CLINIC PA,THE		4	4	50%	8
CAREPOINT CLINIC		5	3	38%	8
BLOOMING GARDENS OF CARE INC		8			8
GENE STREET LABORATORIES, LLC		6	2	25%	8
MINUTECLINIC, LLC #05038		8			8
HEALTHMARK REGIONAL HOSPITAL LAB		4	4	50%	8
MEDEXPRESS URGENT CARE - CLARKSBURG		7	1	13%	8
MID-HUDSON VALLEY DIVISION OF WESTCHESTER MEDICAL		8			8
CAYUGA COUNTY HEALTH DEPARTMENT		7	1	13%	8
URGENT TEAM - HUNTSVILLE		6	2	25%	8
VAIL VALLEY MEDICAL CENTER			8	100%	8
CVS OH2543POCT CANFIELD		5	3	38%	8
DEPT OF VA MEDICAL CENTER - RICHMOND		7	1	13%	8
MARINA ISLE ASSISTED LIVING		8			8
MINUTECLINIC #788		7	1	13%	8
CVS OH3476POCT TIPP CITY		7	1	13%	8
CONSULATE HEALTH CARE		7	1	13%	8

COVID-19: testing by laboratory

Data through Apr 11, 2021 verified as of Apr 12, 2021 at 09:25 AM

Data in this report are provisional and subject to change.

The numbers in the table below represent the number of Florida and non-Florida residents for whom test results were received by the Department of Health. A person can be tested by more than one laboratory and can have both positive and negative results. **Therefore, the sum of the numbers in each column will be larger than the total number of people tested.**

Reporting lab	Inconclusive	Negative	Positive	Percent positive	Total
SYNEXUS CLINICAL RESEARCH US INC		2	6	75%	8
GENEUS DIAGNOSTICS			8	100%	8
FLORIDA HEART AND VASCULAR MULTISPECIALTY GROUP		8			8
ORLANDO FAMILY PHYSICIANS			8	100%	8
DORAL URGENT CARE			8	100%	8
Florida Clinical Laboratory		1	7	88%	8
MEDEXPRESS URGENT CARE - CULPEPER		8			8
SEA LEVEL LABS			8	100%	8
SURGOINSVILLE PHARMACY		8			8
NORTHDAL REHABILITATION CENTER			8	100%	8
MINUTECLINIC DIAGNOSTIC OF TN PC #386		7	1	13%	8
BARTON PARKER OD PC		8			8
PALM BEACH COUNTY HEALTH DEPARTMENT LABORATORY			8	100%	8
PBC FOUND CARE INC			8	100%	8
JOHN T MATHER MEMORIAL HOSPITAL LABORATORY		7	1	13%	8
LIFE CARE CITRUS COUNTY			8	100%	8
ATLANTIC CONSOLIDATED LABORATORY		8			8
ALL CHILDREN'S HOSPITAL		1	7	88%	8
NORTHEAST PEDIATRICS			8	100%	8
CVS MD4371POCT OCEAN CITY		8			8
SUNRISE SENIOR LIVING OF JACKSONVILLE			8	100%	8
ALLEGRO - TAMPA	1	4	3	38%	8
CVS PA1074POCT KENNETT SQUARE		7	1	13%	8
BIOTECH PHARMACEUTICAL GROUP LLC			8	100%	8
NOVADIX		2	6	75%	8
FHCP-ORANGE CITY			8	100%	8
HEWLETT URGENT CARE, PLLC		8			8
LAKE PEDIATRICS			8	100%	8
MINUTECLINIC, DIAGNOSTIC OF TEXAS, LL		7	1	13%	8
Nashville Central Laboratory		8			8
MODMD LABORATORY		8			8
NORTHSIDE HOSPITAL ATLANTA		3	5	63%	8
MED & CO INVESTMENT LLC		7	1	13%	8
JX REF LAB			8	100%	8
MINUTECLINIC DIAGNOSTIC OF VIRGINIA, LLC #255		8			8
MEDEXPRESS URGENT CARE - TARENTUM		6	2	25%	8
IU HEALTH PATHOLOGY		1	7	88%	8
ARCHBOLD MEMORIAL HOSPITAL/LAB		3	5	63%	8
SLOPESIDE LABS AND TESTING, LLC - THE HIDEOUT AT BUTTERMILK MOUNTAIN		8			8
ORMOND BEACH CENTRA CARE			8	100%	8
CHAPTERS HEALTH HOSPICE		8			8
PACIFICA SUNRISE☐			8	100%	8
DOH JACKSONVILLE CENTRAL LABORATORY		3	5	63%	8
ALBANY MEDICAL CENTER		7	1	13%	8
UNIVERSITY OF WASHINGTON MEDICAL CENTER			8	100%	8
EXECUTIVE MEDICAL SERVICES		8			8
DOCTOR'S IN HOUSE LAB			8	100%	8

COVID-19: testing by laboratory

Data through Apr 11, 2021 verified as of Apr 12, 2021 at 09:25 AM

Data in this report are provisional and subject to change.

The numbers in the table below represent the number of Florida and non-Florida residents for whom test results were received by the Department of Health. A person can be tested by more than one laboratory and can have both positive and negative results. **Therefore, the sum of the numbers in each column will be larger than the total number of people tested.**

Reporting lab	Inconclusive	Negative	Positive	Percent positive	Total
SOMA MEDICAL CENTER MD PA #7 PEDIATRICS			8	100%	8
MONROE URGENT CARE		7	1	13%	8
MEDERI CARETENDERS VS OF SE FL LLC DBA		7	1	13%	8
VERMONT DEPARTMENT OF HEALTH		1	7	88%	8
MINUTE CLINIC #8979		7	1	13%	8
INTERVENTIONAL REHABILITATION OF SOUTH FLORIDA			8	100%	8
LOVELACE MEDICAL CENTER		8			8
VENICE REGIONAL MEDICAL CENTER			8	100%	8
SYLVESTER AT PLANTATION LABORATORY		7	1	13%	8
RELIANCE MEDICAL CENTER		5	3	38%	8
CHIPOLA QUICK CARE		5	3	38%	8
WILLIAMSBURGH CHAI CARE		7	1	13%	8
FHPG_EXP CARE W HILLSBOROUGH			8	100%	8
CAPRONA GROUP HOME		2	6	75%	8
ELLIS HOSPITAL LABORATORY		7	1	13%	8
ALLINA HEALTH - ABBOTT NORTHWESTERN HOSPITAL		5	3	38%	8
SOUTHEASTERN PEDIATRIC ASSOCIATES			8	100%	8
HARBORCHASE OF DR PHILLIPS		7	1	13%	8
NEOGENOMICS LABORATORIES, INC		8			8
MINUTE CLINIC DIAGNOSTIC OF MICHIGAN PC		8			8
ST. JOSEPH HOSPITAL AND HEALTH CARE INC.			8	100%	8
CARE ATC - CITY OF BOYNTON BEACH	1	2	5	63%	8
GUIDANCE / CARE CENTER, INC		8			8
X-GENE MOLECULAR LABS		1	7	88%	8
DOCTOR'S IN-HOUSE LAB/COMMUNITY HEALTH CENTERS OF PINELLAS - CLEARWATE			8	100%	8
MINUTECLINIC, LLC #03268		7	1	13%	8
GOLISANO CHILDREN'S HOSPITAL OF SOUTHWEST FLORIDA		6	2	25%	8
ST CHARLES HOSPITAL LABORATORY		8			8
OSWEGO HOSPITAL LABORATORY		7	1	13%	8
MAGNOLIA PEDIATRICS GROUP LLC			8	100%	8
QHG OF ENTERPRISE INC (DBA MEDICAL CTR		8			8
ST. CLOUD PHARMACY AND WELLNESS CENTER		4	4	50%	8
NORTH PINELLAS CHILDRENS MEDICAL CENTER INC			8	100%	8
CVS CT1109POCT BETHEL		8			8
MEDEXPRESS URGENT CARE, BUTLER		5	3	38%	8
PALMS WEST HOSPITAL			8	100%	8
APEX HOME HEALTH CARE		7	1	13%	8
URGENT CARE OF LONGWOOD		1	7	88%	8
JUPITER CLINIC			8	100%	8
MINUTECLINIC DIAGNOSTIC OF OHIO #7790		6	2	25%	8
CVS TN7289POCT SIGNAL MOUNTAIN		8			8
CVS MD1881POCT DUNKIRK		8			8
MINUTECLINIC, LLC #09202		6	2	25%	8
LEVY COUNTY SHERRIF'S DEPT			7	100%	7
FLORIDA HOSPITAL KISSIMMEE		4	3	43%	7
ACM MEDICAL LABORATORY ALLIANCE		5	2	29%	7
CVS GA2147POCT KENNESAW		5	2	29%	7

COVID-19: testing by laboratory

Data through Apr 11, 2021 verified as of Apr 12, 2021 at 09:25 AM

Data in this report are provisional and subject to change.

The numbers in the table below represent the number of Florida and non-Florida residents for whom test results were received by the Department of Health. A person can be tested by more than one laboratory and can have both positive and negative results. **Therefore, the sum of the numbers in each column will be larger than the total number of people tested.**

Reporting lab	Inconclusive	Negative	Positive	Percent positive	Total
MANATEE PEDIATRICS			7	100%	7
MINUTE CLINIC DIAGNOSTIC OF VIRGINIA, LLC #1905		7			7
MINUTECLINIC DIAG OF IND LLC #6998		6	1	14%	7
ST CHARLES BEND LABORATORY		6	1	14%	7
LONGWOOD FAMILY MEDICINE		1	6	86%	7
NYU WINTHROP HOSPITAL PATHOLOGY		7			7
PARTNERS PHARMACY OF FLORIDA LLC		7			7
PANCARE HEALTH - HOSFORD SCHOOL			7	100%	7
DELAWARE DEPARTMENT OF HEATH		6	1	14%	7
WILDLIGHT LAB			7	100%	7
GRACE REHABILITATION CENTER OF VERO BEACH		4	3	43%	7
FLORIDA HOSPITAL APOPKA		6	1	14%	7
MINUTE-CLINIC DIAGNOSTIC OF VIRGINIA,		7			7
CVS NM8918POCT ALBUQUERQUE		7			7
MAXHEALTH		5	2	29%	7
GENTRY PARK ORLANDO ASSISTED LIVING		6	1	14%	7
CVS MA6505POCT NEWTON		7			7
TERRACINA LLC		1	6	86%	7
CVS TX4397POCT CYPRESS		7			7
MEDEXPRESS URGENT CARE - GLENDALE		7			7
TRUE HEALTH DIAGNOSTICS		1	6	86%	7
ECLRS		2	5	71%	7
FAMILY MEDICINE MEDICAL DRIVE		7			7
MEDEXPRESS URGENT CARE - WILLIAMSPORT		6	1	14%	7
WATAUGA MEDICAL CENTER		4	3	43%	7
PANCARE HEALTH - KATE SMITH ELEMENTARY		1	6	86%	7
MINUTECLINIC DIAGNOSTIC OF OHIO #3407		6	1	14%	7
CVS NY549POCT RIDGEWOOD		4	3	43%	7
PENN MEDICINE PRINCETON MEDICAL CENTER		6	1	14%	7
Rutgers Health Rwj University Hospital - Laboratory		4	3	43%	7
MEDEXPRESS URGENT CARE - STATE COLLEGE		5	2	29%	7
NORTH FLORIDA MEDICAL CENTERS INC		1	6	86%	7
WEXFORD HEALTH SOURCES INC		7			7
KENDALL REGIONAL MEDICAL CNTR			7	100%	7
BRADENTON PHYSICIANS MEDICAL CENTER			7	100%	7
TESTD			7	100%	7
MINUTE-CLINIC DIAGNOSTIC OF VIRGINIA, LLC #794		6	1	14%	7
PALM GARDEN OF SUN CITY			7	100%	7
BROOKDALE LAKE ORIENTA			7	100%	7
NEMOURS CHILDREN'S HOSPITAL			7	100%	7
YAZJI PEDIATRIC CARE LLC DBA TUKA PEDIATRICS			7	100%	7
MINUTE CLINIC DIAGNOSTIC OF PENNSYLVANIA		7			7
GRACE WELLNESS CENTER LLC		6	1	14%	7
HARMONIOUS HOME HEALTH, LLC		7			7
MINUTECLINIC MINUTECLINIC #4977		4	3	43%	7
KANSAS DEPARTMENT OF HEALTH		2	5	71%	7
NELSON BIOLOGICAL			7	100%	7

COVID-19: testing by laboratory

Data through Apr 11, 2021 verified as of Apr 12, 2021 at 09:25 AM

Data in this report are provisional and subject to change.

The numbers in the table below represent the number of Florida and non-Florida residents for whom test results were received by the Department of Health. A person can be tested by more than one laboratory and can have both positive and negative results. **Therefore, the sum of the numbers in each column will be larger than the total number of people tested.**

Reporting lab	Inconclusive	Negative	Positive	Percent positive	Total
LONG ISLAND JEWISH FOREST HILLS HOSPITAL		7			7
MINUTECLINIC, LLC #03965		7			7
MERCY HEALTH—MUSKEGON		6	1	14%	7
COMMUNITY MEDICAL AND DENTAL CARE INC		7			7
EMBRY-RIDDLE AERONAUTICAL UNIVERSITY HEALTH			7	100%	7
WEST DADE PEDIATRICS			7	100%	7
Lenox on the Lake			7	100%	7
Thermopolis Rehabilitation Wellness		7			7
CVS SC2736POCT MURRELLS INLET		6	1	14%	7
LOUISIANA DEPT OF HEALTH			7	100%	7
MINUTECLINIC MINUTECLINIC #8505		5	2	29%	7
INNOVATIVE GX LABORATORIES			7	100%	7
EL PARAISO HOME INC		7			7
MINUTECLINIC, LLC, DBA MINUTECLINIC #4		7			7
LIZS ADULT CARE		7			7
MINUTECLINIC DIAGNOSTIC OF SC, LLC #7		5	2	29%	7
RIVER OAKS TREATMENT CENTER			7	100%	7
MEDEXPRESS URGENT CARE - BLUEFIELD		6	1	14%	7
JUPITER ISLAND PUBLIC SAFETY		5	2	29%	7
GULF COAST PEDIATRICS OF SARASOTA PA		1	6	86%	7
NORTHERN DUTCHESS HOSPITAL LABORATORY		5	2	29%	7
ST. LUCIE COUNTY HEALTH DEPARTMENT		5	2	29%	7
LEE COUNTY HEALTH DEPARTMENT		4	3	43%	7
IRL MARKET LAB			7	100%	7
COMPREHENSIVE CLINICAL RESEARCH, LLC			7	100%	7
AVON PARK PEDIATRICS			7	100%	7
MEDEXPRESS URGENT CARE - HOT SPRINGS		7			7
NOVANT HEALTH INPATIENT CARE		2	5	71%	7
CARENOW URGENT CARE-MADISON		7			7
CVS NC2313POCT RALEIGH		6	1	14%	7
DASCENA LABORATORY			7	100%	7
SOUTH COM HEALTH CLINIC, DEPT. OF THE ARMY		7			7
BOCA BIOLISTICS LLC			7	100%	7
ABBHEY MANOR RETIREMENT RESIDENCE INC		7			7
COMPLETE FAMILY CARE, LLC/UNIVERSITY OF SAINT MARY		7			7
MEDEXPRESS URGENT CARE-NESHANNOCK TWP		6	1	14%	7
RANDOLPH DIABETES AND WELLNESS		6	1	14%	7
CRESTWOOD MEDICAL CENTER		5	2	29%	7
MINUTECLINIC DIAGNOSTIC OF NORTH CAROLINA PC #7054		5	2	29%	7
CARENOW URGENT CARE-SOUTHLAKE			7	100%	7
Baptist Village Retirement Communities		7			7
LEPE'S HOUSE			7	100%	7
CVS MD2956POCT NEW MARKET		6	1	14%	7
CVS GA2236POCT WOODSTOCK		7			7
CVS PA2582POCT SPRINGFIELD		5	2	29%	7
MINUTE CLINIC DIAGNOSTIC OF NORTH CAROLINA		7			7
CVS MINUTE CLINIC DIAG OF IND LLC #5206		6	1	14%	7

COVID-19: testing by laboratory

Data through Apr 11, 2021 verified as of Apr 12, 2021 at 09:25 AM

Data in this report are provisional and subject to change.

The numbers in the table below represent the number of Florida and non-Florida residents for whom test results were received by the Department of Health. A person can be tested by more than one laboratory and can have both positive and negative results. **Therefore, the sum of the numbers in each column will be larger than the total number of people tested.**

Reporting lab	Inconclusive	Negative	Positive	Percent positive	Total
SUPERIOR RESIDENCES AT CALA HILLS		7			7
GLEN FALLS HOSPITAL DEPARTMENT OF PATHOLOGY		6	1	14%	7
BIRMINGHAM VAMC		3	4	57%	7
PEDIATRICS URGENT CARE, LLC			7	100%	7
LAKE CITY CORRECTIONAL FACILITY			7	100%	7
FLORIDA DIGESTIVE AND LIVER SPECIALIST		7			7
DIAGNOSTIC & MEDICAL SPECIALISTS OF GREENWICH		5	2	29%	7
DOTHAN WEST FAMILY MEDICINE		5	2	29%	7
CHIEFLAND MEDICAL CENTER		1	6	86%	7
DOCTOR'S IN-HOUSE LAB/COMMUNITY HEALTH CENTERS OF PINELLAS -PINELLAS P			7	100%	7
CVS NC7057POCT SHELBY		5	2	29%	7
PENINSULA CARE AND REHABILITATION CENTER			7	100%	7
QUE		4	3	43%	7
MEDEXPRESS URGENT CARE PORT HURON		6	1	14%	7
MINUTE CLINIC LLC #0169		5	2	29%	7
KEYSTONE PLACE AT NAPLES PRESERVE		4	3	43%	7
HEARTLAND PEDIATRICS OF LAKE PLACID			7	100%	7
FLORIDA SCHOOL FOR THE DEAF AND THE BLIND			7	100%	7
FLORIDA CANCER SPECIALISTS & RESEARCH INSTITUTE		6	1	14%	7
CVS OH3080POCT HUBER HEIGHTS		6	1	14%	7
OCALA FAMILY MEDICAL CENTER		7			7
MEDEXPRESS URGENT CARE MORGANTOWN		7			7
MINUTECLINIC, LLC #1796		6	1	14%	7
CVS PA4077POCT BELLE VERNON		7			7
SAVANNAH STATE UNIVERSITY, COUNSELING		7			7
MEDEXPRESS URGENT CARE - MT LEBANON		5	2	29%	7
WOMENS CARE FLORIDA LLC		5	2	29%	7
FRESENIUS KIDNEY CARE DUNEDIN			7	100%	7
MINUTECLINIC DIAGNOSTIC OF KANSAS PA		7			7
FHMG_FM AND IM AVALON PARK		2	5	71%	7
SARASOTA MEDICAL CENTER			7	100%	7
SOUTHEAST GEORGIA HEALTH SYSTEM, INC D		7			7
OPTUM PRIMARY CARE - FOUNTAIN OAKS		3	4	57%	7
PERSONAL PHYSICIAN CARE PA			7	100%	7
PRIMARY CARE SPECIALISTS OF ORLANDO		7			7
CVS GA2841POCT LAWRENCEVILLE		7			7
LAWTON CHILES HEALTH CENTER		1	6	86%	7
FRESENIUS KIDNEY CARE FORT WALTON BEACH			7	100%	7
MEDEXPRESS URGENT CARE-PETERS TWP		6	1	14%	7
ADVENT HEALTH APOPKA		3	4	57%	7
PEDIATRICS OF CENTRAL FLORIDA		5	2	29%	7
ENTRUST IMMEDIATE CARE			7	100%	7
GMR EVENT SERVICES LLC DBA CROWDRX		7			7
LYNMOORE,THE		7			7
VICTORIAN MANOR		2	5	71%	7
CVS PHARMACY #8800		5	2	29%	7
SCHOOL OF PHARMACY AND PHARMACEUTICAL		7			7

COVID-19: testing by laboratory

Data through Apr 11, 2021 verified as of Apr 12, 2021 at 09:25 AM

Data in this report are provisional and subject to change.

The numbers in the table below represent the number of Florida and non-Florida residents for whom test results were received by the Department of Health. A person can be tested by more than one laboratory and can have both positive and negative results. **Therefore, the sum of the numbers in each column will be larger than the total number of people tested.**

Reporting lab	Inconclusive	Negative	Positive	Percent positive	Total
CVS NV9841POCT RENO		4	3	43%	7
COMPASSION PEDIATRICS		3	4	57%	7
CVS HEALTH, #1994		5	2	29%	7
CVS MO8556POCT KANSAS CITY		6	1	14%	7
WYOMING COUNTY COMMUNITY HOSPITAL LABORATORY		7			7
BALTIMORE CITY HEALTH DEPT COMMUNICABLE DISEASES AND EPIDEMIOLOGY			7	100%	7
MIAMI BEACH COMMUNITY HEALTH CENTER INC			7	100%	7
HEALTH CARE LABORATORY SERVICES		1	6	86%	7
DR. PHILLIPS MEDICAL WELLNESS CENTER		4	3	43%	7
EP LTC PHARMACY		5	2	29%	7
MEDEXPRESS URGENT CARE - STAUNTON		3	4	57%	7
CVS NJ836POCT RUNNEMEDE		7			7
GALLUP INDIAN MEDICAL CENTER		7			7
Ocoee Health Care Center		7			7
MINUTECLINIC DIAGNOSTIC OF VIRGINIA, LLC #1656		7			7
MINUTECLINIC LLC #4449		6	1	14%	7
FIRST PHYSICIANS GROUP - LORRAINE CORNERS		7			7
PROVIDENCE LABORATORY SERVICES		7			7
DOCTORS CLINICAL LABORATORY, INC		5	2	29%	7
MEDEXPRESS URGENT CARE, JOHNSTOWN		6	1	14%	7
EASTERN FLORIDA STATE COLLEGE – PALM BAY CAMPUS□			7	100%	7
HOLY GARDEN ALF, INC.		7			7
CVS IL8747POCT CHICAGO		7			7
DALLAS COUNTY HEALTH AND HUMAN SERVICES			7	100%	7
CVS OH3458POCT BEAVERCREEK		7			7
MEDEXPRESS URGENT CARE-DUBOIS		7			7
CLAY PRIMARY & FAMILY CARE LLC			7	100%	7
CVS GA7064POCT STOCKBRIDGE		7			7
Parkside Villa		7			7
NASSAU UNIVERSITY MEDICAL CENTER DEPT		6	1	14%	7
CARESOUTH HHA HOLDINGS OF TALLAHASSEE LLC		7			7
MINUTECLINIC DIAG OF IND LLC #8651		6	1	14%	7
MINUTECLINIC DIAGNOSTIC OF RHODE ISLAN		7			7
SOUTHERN OCEAN MEDICAL CENTER		6			6
LUMADOC HEALTH		4	2	33%	6
AHMG LAKE NONA PRIMARY CARE		6			6
ATLANTIC COMMUNITY HIGH SCHOOL		5	1	17%	6
MINUTECLINIC, LLC #1452		6			6
MEDI PARTNERS OF S FLORIDA LLC		6			6
THE WINDSOR OF OCALA		2	4	67%	6
FLORIDA DEPARTMENT OF HEALTH IN MIAMI DADE COUNTY		5	1	17%	6
PUBLIC HEALTH LAB		6			6
MINUTECLINIC 7196		5	1	17%	6
AARK LABORATORY		6			6
MILLER COUNTY HOSPITAL		6			6
MEDEXPRESS URGENT CARE - MBURG COMMONS		5	1	17%	6
VILLAGES HEALTH, THE		4	2	33%	6

COVID-19: testing by laboratory

Data through Apr 11, 2021 verified as of Apr 12, 2021 at 09:25 AM

Data in this report are provisional and subject to change.

The numbers in the table below represent the number of Florida and non-Florida residents for whom test results were received by the Department of Health. A person can be tested by more than one laboratory and can have both positive and negative results. **Therefore, the sum of the numbers in each column will be larger than the total number of people tested.**

Reporting lab	Inconclusive	Negative	Positive	Percent positive	Total
CVS PA813POCT RICHBORO		6			6
CARESOUTH HHA HOLDINGS OF THE BAY AREA LLC		6			6
DIXIE COUNTY EMERGENCY SERVICES			6	100%	6
PATHGROUP LABS, LLC		4	2	33%	6
MD NOW MEDICAL CENTER			6	100%	6
MEDEXPRESS URGENT CARE-HERSHEY		5	1	17%	6
CVS IN6713POCT BLOOMINGTON		6			6
NEUROSCIENCE AND SPINE ASSOCIATES, PL		5	1	17%	6
CAPE CORAL URGENT CARE		3	3	50%	6
AMERICAN EAGLE LEESBURG AL LLC DBA VISTA LAKE			6	100%	6
WAKEMED		1	5	83%	6
MEDEXPRESS URGENT CARE - RICHMOND, NINE MILE RD		5	1	17%	6
ADVENTHEALTH MEDICAL GROUP INTERNAL MEDICINE AT		2	4	67%	6
CIMA MEDICAL CENTER		5	1	17%	6
MEDEXPRESS URGENT CARE SHADYSIDE		5	1	17%	6
JACKSONVILLE PEDIATRICS			6	100%	6
TEXAS MEDCLINIC			6	100%	6
MARCO ISLAND MEDICAL CENTER			6	100%	6
CVS IN3975POCT JEFFERSONVILLE		3	3	50%	6
PRESBYTERIAN HOME		6			6
CVS IN6654POCT INDIANAPOLIS		5	1	17%	6
CURATIVE CARE CENTER INC		1	5	83%	6
CVS MI8049POCT WATERFORD		5	1	17%	6
COVID RAPID LABS		1	5	83%	6
MARSHALL MEDICAL CENTER SOUTH LAB		5	1	17%	6
HELIX MEDICAL CENTERS		1	5	83%	6
WALGREENS #04176		4	2	33%	6
Robert Wood Johnson University Hospital		5	1	17%	6
CALIFORNIA DEPARTMENT OF PUBLIC HEALTH		1	5	83%	6
CVS SC5550POCT CLOVER		5	1	17%	6
FHPG_EXP CARE PALM HARBOR			6	100%	6
FLORIDA DEPARTMENT OF HEALTH SEMINOLE COUNTY		1	5	83%	6
MINUTECLINIC DIAGNOSTIC OF KENTUCKY		6			6
BOCA VIPEDIATRICS			6	100%	6
FLORIDA PREMIER MEDICAL CARE PA			6	100%	6
Kroger 673 - The Little Clinic Dallas		5	1	17%	6
MINUTECLINIC MINUTECLINIC #921		6			6
FYZAMEDICAL, LLC		6			6
MY WELLNESS EXPRESS			6	100%	6
CVS NC5532POCT SUMMERFIELD		6			6
UNILAB OF DADE INC			6	100%	6
ASCENSION ST VINCENT'S CLAY COUNTY			6	100%	6
THE CLINIC PREMISE HEALTH			6	100%	6
MEDEXPRESS URGENT CARE-PITTSFIELD		6			6
MINUTE CLINIC DIAGNOSTIC OF VIRGINIA, LLC #7543		6			6
FLEET LANDING			6	100%	6
XPRESS URGENT CARE LLC		6			6

COVID-19: testing by laboratory

Data through Apr 11, 2021 verified as of Apr 12, 2021 at 09:25 AM

Data in this report are provisional and subject to change.

The numbers in the table below represent the number of Florida and non-Florida residents for whom test results were received by the Department of Health. A person can be tested by more than one laboratory and can have both positive and negative results. **Therefore, the sum of the numbers in each column will be larger than the total number of people tested.**

Reporting lab	Inconclusive	Negative	Positive	Percent positive	Total
PROGRESS PHARMACY INC		1	5	83%	6
CITIZENS BAPTIST MEDICAL CENTERS LAB		5	1	17%	6
SV DIAGNOSTIC LAB			6	100%	6
DISCOVERY VILLAGE AT DEERWOOD			6	100%	6
CUMBERLAND HEIGHTS		6			6
Advanced Care Center			6	100%	6
COVID TESTING LLC			6	100%	6
ENIGMA DIAGNOSTIC, INC.			6	100%	6
MAXCARE CLINIC			6	100%	6
NORTHSIDE GWINNETT HOSPITAL		5	1	17%	6
CENTREX CLINICAL LABS INC		6			6
CVS TX8322POCT AUSTIN		6			6
CVS MA957POCT WEST SPRINGFIELD		6			6
ADVANCED URGENT CARE OF MARATHON		1	5	83%	6
LISTENING DOCTOR PLLC, THE		1	5	83%	6
TULLAHOMA HMA, LLC		5	1	17%	6
ALLEGRO FLEMING ISLAND		1	5	83%	6
DANIEL M LIBBY MD PLLC		6			6
MEDEXPRESS URGENT CARE - WEIRTON		6			6
New York Harbor Harbor HCS - Brooklyn Campus		6			6
GAINESVILLE PEDIATRIC ASSOCIATES		1	5	83%	6
CENTRAL FLORIDA PRIMARY CARE			6	100%	6
CHILDREN'S HOSPITAL OF PHILADELPHIA		5	1	17%	6
LEE COMMUNITY HEALTHCARE INC DUNBAR		6			6
FAMILY CARE MEDICAL CENTER			6	100%	6
ELITE MD GROUP INC		2	4	67%	6
LOS ALAMOS NATIONAL LABORATORY		6			6
CVS MA594POCT FALMOUTH		5	1	17%	6
MANATEE COUNTY CENTRAL JAIL		6			6
FLORIDA DEPARTMENT OF HEALTH IN SARASOTA COUNTY		5	1	17%	6
FAMILY TREE PRIMARY CARE		5	1	17%	6
FLORIDA HEALTHCARE OF ORLANDO		1	5	83%	6
MANATEE MEMORIAL HOSPITAL CLINICAL LABORATORY			6	100%	6
MINUTECLINIC DIAGNOSTIC OF SC, LLC #4		6			6
BROOKDALE CLERMONT			6	100%	6
NORTH FLORIDA PEDIATRICS JASPER			6	100%	6
IAN C BOYKIN MD		4	2	33%	6
CVS NJ2815POCT E BRUNSWICK		4	2	33%	6
FLORIDA WOMAN CARE LABORATORY			6	100%	6
MEDEXPRESS URGENT CARE - IRVING		6			6
JOSEF SCHENKER, MD, PC		6			6
CVS NATIONAL HARBOR MD2297714CV		6			6
Northwell Lab		2	4	67%	6
CVS PA1296POCT DREXEL HILL		4	2	33%	6
BETH ISRAEL DEACONESS MEDICAL CENTER			6	100%	6
UNILAB		2	4	67%	6
CVS GA3766POCT DACULA		4	2	33%	6

COVID-19: testing by laboratory

Data through Apr 11, 2021 verified as of Apr 12, 2021 at 09:25 AM

Data in this report are provisional and subject to change.

The numbers in the table below represent the number of Florida and non-Florida residents for whom test results were received by the Department of Health. A person can be tested by more than one laboratory and can have both positive and negative results. **Therefore, the sum of the numbers in each column will be larger than the total number of people tested.**

Reporting lab	Inconclusive	Negative	Positive	Percent positive	Total
KAILOS GENETICS INC		4	2	33%	6
EXPICARE NURSING AGENCY, INC		5	1	17%	6
CVS PA5241POCT CHALFONT		6			6
INTERNAL MEDICINE LIPID AND WELNNESS PRACTICE			6	100%	6
COMPASSION PEDIATRIC URGENT CARE LLC		2	4	67%	6
CVS TX1104POCT ALLEN		6			6
BAYCARE ALLIANT HOSPITAL			6	100%	6
SCOTTS PHARMACY		5	1	17%	6
MIAMI RESCUE MISSION CLINIC INC			6	100%	6
LEWIS COUNTY MANOR		6			6
MINUTECLINIC LLC #5176		3	3	50%	6
PR HEALTH		1	5	83%	6
URGENT CARE HOUSECALLS PA		5	1	17%	6
Kennedy University Hospital		5	1	17%	6
TAMIAMI LAB MILLENIUM			6	100%	6
Centrastate Medical Center		5	1	17%	6
COMPUNET CLINICAL LAB			6	100%	6
CONCENTRA			6	100%	6
RIVER CITY PRIMARY AND URGENT CARE			6	100%	6
CVS TX2263POCT SAN ANTONIO		6			6
TIMBER CREEK PEDIATRICS		6			6
MEDEXPRESS URGENT CARE - YORK		3	3	50%	6
CVS TN4624POCT KNOXVILLE		5	1	17%	6
CDRX INFUSION			6	100%	6
HERNANDO PASCO HOSPICE INC		5	1	17%	6
QUICK CARE MED WALK IN AND URGENT CARE			6	100%	6
SHEEPSHEAD BAY URGENT CARE		6			6
MEDEXPRESS URGENT CARE - PRINCETON		5	1	17%	6
SAINT PETER'S UNIVERSITY HOSPITAL		6			6
BETHESDA COMMUNITY HEALTH CENTER			6	100%	6
GO PATH LABORATORIES			6	100%	6
NU WAVE MEDICAL CENTER			6	100%	6
REDMED OF CROSSTOWN		3	3	50%	6
PREMIER FAMILY HEALTH PA			6	100%	6
BAYSHORE POINTE NURSING AND REHAB CENTER			6	100%	6
UT MEMPHIS UNIVERSITY HEALTH SERVICES			6	100%	6
PHYSICIANS FOR CHILDREN			6	100%	6
MINUTECLINIC DIAGNOSTICS OF IND LLC		3	3	50%	6
MOULTRIE CREEK NURSING AND REHAB			6	100%	6
BROWARD TRANSITIONAL CENTER			6	100%	6
MEDEXPRESS URGENT CARE-MUNCIE		6			6
CVS OH6123POCT CINCINNATI		4	2	33%	6
HOLLY HILL HOME INFUSION SERVICE		5	1	17%	6
VIERA PEDIATRICS		1	5	83%	6
MINUTECLINIC LLC # 3401		6			6
CVS CA9721POCT ARCADIA		6			6
BOONE DRUG & HEALTHCARE AT DEERFIELD			6	100%	6

COVID-19: testing by laboratory

Data through Apr 11, 2021 verified as of Apr 12, 2021 at 09:25 AM

Data in this report are provisional and subject to change.

The numbers in the table below represent the number of Florida and non-Florida residents for whom test results were received by the Department of Health. A person can be tested by more than one laboratory and can have both positive and negative results. **Therefore, the sum of the numbers in each column will be larger than the total number of people tested.**

Reporting lab	Inconclusive	Negative	Positive	Percent positive	Total
Oakwood - North Baldwins Center for Living		6			6
CVS PA1379POCT LANSDALE		5	1	17%	6
OCALA REGIONAL KIDNEY CENTER EAST		2	4	67%	6
WIREGRASS MEDICAL CENTER			6	100%	6
DEPARTMENT OF HEALTH AND HUMAN SERVICES STATE OF NEW HAMPSHIRE			6	100%	6
GENTLE MEDICINE ASSOCIATES / DR. REGINE BATAILLE		6			6
CVS NC6402POCT DAVIDSON		4	2	33%	6
FLORIDA MEDICAL SPECIALISTS		2	4	67%	6
ALL CHILDREN'S HOSPITAL DEPT OF GENERAL PEDIATRICS			6	100%	6
ADVENTHEALTH CELEBRATION EMPLOYEE CLINIC		6			6
NEMOURS CHILDREN'S URGEN CARE			6	100%	6
ARLINGTON OF NAPLES		6			6
FIRST COAST CARDIOVASCULAR INSTITUTE PA			6	100%	6
CVS NV2928POCT LAS VEGAS		6			6
MEDICAL CENTER AT OCEAN REEF		1	5	83%	6
PANCARE HEALTH - ALTHA PUBLIC			6	100%	6
MINUTECLINIC DIAGNOSTIC OF TN PC #442		4	2	33%	6
MINUTECLINIC LLC #5041		2	4	67%	6
WALGREENS #04569		5	1	17%	6
PALMETTO HEALTH ALLIANCE		3	3	50%	6
AMERICAN HEALTH ASSOC. LABORATORY SOUTH		4	2	33%	6
LRHS Southeastern University		4	2	33%	6
ALL4KIDZ PEDIATRICS LLC		3	3	50%	6
MINUTECLINIC DIAGNOSTIC OF OHIO #4401		6			6
TERENCE B MITCHELL MD, INC		2	4	67%	6
PLEASANTVILLE OF SEBASTIAN LLC□			6	100%	6
MERCY COLLEGE HEALTH OFFICE		6			6
HUNTERS CREEK PEDIATRICS		6			6
URGENT TEAM - MUSCLE SHOALS		6			6
CAMELLIA AT DEERWOOD		2	4	67%	6
URGENT TEAM - NASHVILLE		5	1	17%	6
TREASURE COAST INFECTIOUS DISEASE CONSULTANTS		3	3	50%	6
MEDEXPRESS - NEWARK		6			6
CAREWELL 301 - WARWICK			6	100%	6
UT SOUTHWESTERN MEDICAL CENTER			6	100%	6
MEDEXPRESS URGENT CARE - HOLLINS		6			6
SOUTHEASTERN DERMATOLOGY GROUP PA		5	1	17%	6
CAPITAL HEALTH PLAN LABORATORIES			6	100%	6
MINUTECLINIC DIAGNOSTIC OF VIRGINIA, LLC		6			6
MINUTE CLINIC LLC #1909		6			6
PROHEALTH MED		1	5	83%	6
MEDEXPRESS URGENT CARE - LEDGEWOOD		5	1	17%	6
BROWARD COUNTY HEALTH DEPT.			6	100%	6
GENESIS FAMILY PRACTICE		3	3	50%	6
PENN NURSING CENTER		6			6
BNR PHARMACY INC		6			6
GUTHRIE MEDICAL GROUP LABORATORIES		6			6

COVID-19: testing by laboratory

Data through Apr 11, 2021 verified as of Apr 12, 2021 at 09:25 AM

Data in this report are provisional and subject to change.

The numbers in the table below represent the number of Florida and non-Florida residents for whom test results were received by the Department of Health. A person can be tested by more than one laboratory and can have both positive and negative results. **Therefore, the sum of the numbers in each column will be larger than the total number of people tested.**

Reporting lab	Inconclusive	Negative	Positive	Percent positive	Total
HELIX KH UC		1	5	83%	6
CVS MINUTE CLINIC DIAGNOSTIC OF TEXAS		5	1	17%	6
IVY ROSEN MD PLLC		6			6
THE PALMS REHABILITATION AND HEALTHCARE CENTER		5	1	17%	6
LAKEVIEW TERRACE HOME HEALTH SERVICES LLC			6	100%	6
CLINICAL CARE ASSOCIATES			6	100%	6
SKR MEDICAL ADVISORS		6			6
CVS KY4779POCT LOUISVILLE		4	2	33%	6
MEDEXPRESS URGENT CARE - ELM GROVE		5	1	17%	6
ANTHONY-BROWN PHARMACY		6			6
MCR HEALTH LAWTON CHILES ADMINISTRATION STE A		1	5	83%	6
Madison Health & Rehabilitation		6			6
JERSEY SHORE MEDICAL CENTER		6			6
PALM HARBOR DERMATOLOGY		4	2	33%	6
WG WINDSOR WOODS SH LLC		6			6
MEDEXPRESS URGENT CARE - HUNTINGTON WE		6			6
STATEN ISLAND CHAI CARE		5	1	17%	6
LPG COCONUT POINT - FAMILY/ INTERNAL MEDICINE		6			6
PHYSICIANS URGENT CARE BERRY FARMS		4	2	33%	6
CLINICAL CARE INC			5	100%	5
NHC HealthCare Anniston		5			5
CVS NC3803POCT MOORESVILLE		5			5
CVS NJ862POCT MARLBORO		5			5
FLORIDA DEPARTMENT OF HEALTH - INVERNESS		3	2	40%	5
ADVENT HEALTH - TUSKAWILLA		4	1	20%	5
NIBHA MEDIRATTA MD PL			5	100%	5
HAWTHORNE HEALTH AND REHABILITATION			5	100%	5
MOUNT SINAI BROOKLYN LABORATORY		4	1	20%	5
RIO PINAR HEALTH CARE			5	100%	5
SAFETY HARBOR SENIOR LIVING			5	100%	5
CVS OH10893POCT PARMA		2	3	60%	5
MERCY URGENT CARE			5	100%	5
MINUTECLINIC DIAGNOSTIC OF OHIO #6147		4	1	20%	5
CVS MA1852POCT MEDWAY		5			5
HUNT CLUB MEDICAL CARE			5	100%	5
MINUTECLINIC, DIAGNOSTIC OF TEXAS, LLC		5			5
UW MEDICINE VIROLOGY LAB			5	100%	5
Hiawatha Care Center		5			5
CVS TX7821POCT LEAGUE CITY		5			5
FAMILY TREE DNA			5	100%	5
SJH			5	100%	5
MEDEXPRESS URGENT CARE FOX CHAPEL		5			5
MASSASHUSETTS STATE LAB INSTITUTE		2	3	60%	5
MAINE DEPARTMENT OF HEALTH AND HUMAN SERVICES			5	100%	5
MEDEXPRESS URGENT CARE PLEASANT HILLS		4	1	20%	5
PM PEDIATRICS OF SELDEN		3	2	40%	5
CULVER-STOCKTON COLLEGE		5			5

COVID-19: testing by laboratory

Data through Apr 11, 2021 verified as of Apr 12, 2021 at 09:25 AM

Data in this report are provisional and subject to change.

The numbers in the table below represent the number of Florida and non-Florida residents for whom test results were received by the Department of Health. A person can be tested by more than one laboratory and can have both positive and negative results. **Therefore, the sum of the numbers in each column will be larger than the total number of people tested.**

Reporting lab	Inconclusive	Negative	Positive	Percent positive	Total
ARKANSAS DEPARTMENT OF HEALTH			5	100%	5
SOUTH FLORIDA FAMILY HEALTH & RESEARCH CTR			5	100%	5
CVS NC2771POCT CLAYTON		4	1	20%	5
DAVENPORT PEDIATRICS PA		1	4	80%	5
CITRUS HEALTH NETWORK INC		2	3	60%	5
MEDICAL UNIVERSITY SC HOSPITAL			5	100%	5
MEDEXPRESS URGENT CARE HUNTINGTON		5			5
MEDEXPRESS URGENT CARE - LOGAN		5			5
INFECTION CONTROL/ EMPHEALTH		3	2	40%	5
ADVANCED PEDIATRICS OF BOCA LLC			5	100%	5
DIAGNOSTECHS		4	1	20%	5
PHYSICIANS IMMEDIATE CARE ELGIN			5	100%	5
SUNSHINE STATE DIALYSIS			5	100%	5
INNOVATIVE COVID-DIVERSEY			5	100%	5
ALLIANCE FOR MULTISPECIALTY RESEARCH		5			5
JOE DIMAGGIO CHILDREN'S HOSPITAL		1	4	80%	5
PEDIATRIC URGENT HEALTH CARE			5	100%	5
QUATRACOR PLLC		5			5
Kroger 449 - The Little Clinic Mountain Park		4	1	20%	5
EAST SIDE CLINICAL LABORATORY		4	1	20%	5
ELDER ALTERNATIVES INC		3	2	40%	5
Bon Secours Place		4	1	20%	5
SEACOAST PATHOLOGY PROFESSIONAL ASSOC		5			5
PEDIATRICS OF CENTRAL FLORIDA - POINCIANA		3	2	40%	5
UPMC HEALTH SYSTEM		4	1	20%	5
BROOKDALE NEW PORT RICHEY			5	100%	5
PRL NYC PANDEMIC RESPONSE LAB			5	100%	5
PREMIER MEDICAL LABORATORY	1	2	2	40%	5
HENDRY/GLADES COUNTY HEALTH DEPARTMENT		4	1	20%	5
GENTLE HANDS MOBILE PHLEBOTOMY			5	100%	5
INDIANA STATE DEPARTMENT OF HEALTH LABORATORIES			5	100%	5
CARL R DARNALL ARMY MEDICAL CENTER			5	100%	5
MIZELL MEMORIAL HOSPITAL			5	100%	5
CELEBRATION PEDIATRICS PA			5	100%	5
ST BARNABAS HOSPITAL		5			5
FALLSBURG CHAI		5			5
WEST PACIFIC MEDICAL LABORATORY			5	100%	5
Life Care Center of Estero			5	100%	5
SANTOS REHABILITATION CENTER INC			5	100%	5
FOUNDCARE, INC			5	100%	5
CARENOW URGENT CARE - CENTRAL AUSTIN		1	4	80%	5
COLUMBIA MEMORIAL HOSPITAL LABORATORY		5			5
CVS TX10140POCT THE WOODLANDS		5			5
PRINCIPLE HOSPICE SERVICE, LLC			5	100%	5
RUSH UNIVERSITY MEDICAL CENTER LABORATORY			5	100%	5
MC DIAGNOSTIC OF CONNECTICUT, PC #114		5			5
PREMIER PEDIATRICS		1	4	80%	5

COVID-19: testing by laboratory

Data through Apr 11, 2021 verified as of Apr 12, 2021 at 09:25 AM

Data in this report are provisional and subject to change.

The numbers in the table below represent the number of Florida and non-Florida residents for whom test results were received by the Department of Health. A person can be tested by more than one laboratory and can have both positive and negative results. **Therefore, the sum of the numbers in each column will be larger than the total number of people tested.**

Reporting lab	Inconclusive	Negative	Positive	Percent positive	Total
TOXUSALABS DBA CONNECTDX LABS		4	1	20%	5
CELERION			5	100%	5
WALGREENS #06416		5			5
NORTH DADE NURSING AND REHABILITATION CENTER			5	100%	5
CVS MO10053POCT SAINT PETERS		5			5
AHF PUBLIC HEALTH LABORATORY			5	100%	5
BIOTECH CLINICAL LABORATORY			5	100%	5
MINUTECLINIC DIAG OF IND LLC #1138		4	1	20%	5
ADVENTHEALTH CAR CENTER APOPKA			5	100%	5
DISCOVERY VILLAGE AT STUART		2	3	60%	5
MIAMI MEDICAL CONSULTANT PA			5	100%	5
FLAGLER HEALTH SERVICES INC			5	100%	5
TRUSTBRIDGE			5	100%	5
CLEVELAND CLINIC MARTIN HEALTH NURSING & RESTORATIVE		5			5
MINUTE CLINIC, LLC #1434		5			5
MD ANDERSON CANCER CENTER DI BAY AREA			5	100%	5
SONATA VERO BEACH		5			5
MORGAN STANLEY HEALTH CENTER		5			5
DAVISON HEALTH CENTER WESLEYAN UNIVERS		5			5
CVS CA9606POCT TEMECULA		5			5
UCF STUDENT HEALTH SERVICES LABORATORY		2	3	60%	5
MEDEXPRESS URGENT CARE- COLUMBIA HEIGH		5			5
DICKSON MEDICAL ASSOCIATES PC PATH LAB		4	1	20%	5
CHAMPLAIN VALLEY PHYSICIANS HOSPITAL		3	2	40%	5
MINUTECLINIC DIAG OF IND, LLC #6648		3	2	40%	5
PINECREST PEDIATRICS GROUP LLC			5	100%	5
STEUBEN COUNTY PUBLIC HEALTH		5			5
LAKE COUNTY DETENTION CENTER		3	2	40%	5
MENORAH MANOR			5	100%	5
OCHSNER MEDICAL CENTER			5	100%	5
INVESCLINIC US, LLC		5			5
CVS AZ10150POCT PHOENIX		4	1	20%	5
CVS OH2518POCT COLUMBUS		4	1	20%	5
WHITE WILSON MEDICAL CENTER - FWB		1	4	80%	5
EAST CENTRAL FLORIDA OUT PATIENT IMAGING			5	100%	5
XRL SXF REF LAB		5			5
BAYSHORE LABORATORY		4	1	20%	5
WESTMINSTER SHORES			5	100%	5
MINNESOTA DEPARTMENT OF HEALTH PUBLIC HEALTH LABORATORY DIVISION	1		4	80%	5
OMNICARE PHARMACY OFTEXAS 1, LP DBA OMNICARE		5			5
MINUTECLINIC #2797		5			5
CHIEFLAND MEDICAL CENTER LLC			5	100%	5
MD NOW MEDICAL CENTER INC			5	100%	5
NORTHERN MICHIGAN UNIVERSITY ATHLETICS		5			5
MINUTECLINIC DIAGNOSTIC OF PENNSYLVANIA, LLD #1545		5			5
ADVENTHEALTH MEDICALGROUP PEDIATRICS AT ORLANDO		5			5
PELICAN LANDING		1	4	80%	5

COVID-19: testing by laboratory

Data through Apr 11, 2021 verified as of Apr 12, 2021 at 09:25 AM

Data in this report are provisional and subject to change.

The numbers in the table below represent the number of Florida and non-Florida residents for whom test results were received by the Department of Health. A person can be tested by more than one laboratory and can have both positive and negative results. **Therefore, the sum of the numbers in each column will be larger than the total number of people tested.**

Reporting lab	Inconclusive	Negative	Positive	Percent positive	Total
NORTH SHORE HEMATOLOGY-ONCOLOGY ASSOCIATES, PC		5			5
ATLANTIC SURGERY CENTER OF JACKSONVILLE BEACH		5			5
MINUTECLINIC DIAG OF IND, LLC #6553		5			5
LPG PEDIATRICS AT CAPE CORAL		5			5
FLORIDA HOSPITAL LAKE MARY		5			5
CVS TN7698POCT KNOXVILLE		5			5
MEDEXPRESS - COLLINSVILLE BELT LINE		3	2	40%	5
TGH URGENT CARE - WESTCHASE			5	100%	5
LIFEPLUS HEALTHCARE GROUP INC		5			5
MINUTECLINIC MINUTECLINIC #3665		5			5
MEDEXPRESS URGENT CARE - FREDERICK		5			5
LAKE MARY HEALTH AND REHABILITATION CENTER		1	4	80%	5
CVS MA1095POCT AMHERST		4	1	20%	5
INTERNAL MEDICINE & PRIMARY CARE ASSOCIATES, PLC			5	100%	5
DIAMOND SPEEDWAY DIALYSIS		1	4	80%	5
LAKE NONA PEDIATRICS IN ASSOCIATION WITH NEMOURS		5			5
THE LITTLE CLINIC			5	100%	5
FHPG FAMILY MEDICAL CENTER OF TAMPA BAY		1	4	80%	5
KEYSTONE REHABILITATION AND HEALTH CENTER		1	4	80%	5
FRESENIUS MEDICAL CARE			5	100%	5
MINUTECLINIC DIAGNOSTIC OF OHIO #2964		5			5
MINUTECLINIC DIAG OF IND LLC #6840		5			5
MINUTECLINIC DIAGNOSTIC OF OHIO #6139		5			5
LIVING WATERS MEDICAL CENTER			5	100%	5
BOROPARK URGENT CARE		4	1	20%	5
OWL NOW URGENT CARE			5	100%	5
WOODHULL MEDICAL AND MENTAL HEALTH CTR		5			5
CVS MD1515POCT LEONARDTOWN		4	1	20%	5
LABCORP UNSPECIFIED		5			5
BAYSIDE URGENT CARE CENTER INC			5	100%	5
ARC POINT LABS OF AUSTIN NORTH			5	100%	5
UF HEALTH PATHOLOGY LABORATORIES			5	100%	5
HILLSBOROUGH COUNTY HEALTH DEPARTMENT			5	100%	5
CVS NC3853POCT BURLINGTON		4	1	20%	5
EAST BANK HOSPITAL - UNIVERSITY OF MINNESOTA MEDICAL CENTER			5	100%	5
APOLLO GARDENS RETIREMENT RESIDENCE CARE		5			5
LAFAYETTE NURSING AND REHAB			5	100%	5
WATERTOWN URGENT CARE PLLC		5			5
THE UNIVERSITY OF VERMONT MEDICAL CENTER		4	1	20%	5
PRINCETON BMC LABORATORY		5			5
MEDEXPRESS URGENT CARE MURRYSVILLE		3	2	40%	5
CVS PA2688POCT COLLEGEVILLE		5			5
CVS PA10034POCT PITTSBURGH		5			5
MINUTECLINIC # 21110		3	2	40%	5
MEDICAL CENTER OF BLOUNTSTOWN			5	100%	5
SOUTH BEND MEDICAL FOUNDATION			5	100%	5
PRECISION LABS LLC		2	3	60%	5

COVID-19: testing by laboratory

Data through Apr 11, 2021 verified as of Apr 12, 2021 at 09:25 AM

Data in this report are provisional and subject to change.

The numbers in the table below represent the number of Florida and non-Florida residents for whom test results were received by the Department of Health. A person can be tested by more than one laboratory and can have both positive and negative results. **Therefore, the sum of the numbers in each column will be larger than the total number of people tested.**

Reporting lab	Inconclusive	Negative	Positive	Percent positive	Total
OPTUMCARE FLORIDA, LLC		3	2	40%	5
TALLAHASSEE MEMORIAL HEALTHCARE			5	100%	5
COPELAND MEDICAL CLINIC		3	2	40%	5
PARADIGM LABORATORIES			5	100%	5
KETTERING HEALTH			5	100%	5
MID - FLORIDA PATHOLOGY LLC		1	4	80%	5
RELIANT IMMUNE DIAGNOSTICS			5	100%	5
CVS MA2172POCT NORTH GRAFTON		5			5
VEIL VALLEY MEDICAL CENTER			5	100%	5
BREVARD FAMILY WALK IN CLINIC			5	100%	5
MEDEXPRESS URGENT CARE LAVALE		5			5
UNIVERSITY OF CHICAGO MEDICAL CENTER LAB			5	100%	5
CYPRESS CREEK MEDICAL CENTER			5	100%	5
PATIENT FIRST - LEESBURG			5	100%	5
THE DOCTORS CENTER HEALTHCARE-SOUTHSIDE		1	4	80%	5
COOPER HOSPITAL/UNIVERSITY MEDICAL		5			5
QUEST DIAGNOSTICS PSC		1	4	80%	5
DOCTORS HOSPITAL OF AUGUSTA		5			5
CVS TX5877POCT PEARLAND		5			5
SUTTER TRACY COMMUNITY HOSPITAL			5	100%	5
PIEDMONT HOSPITAL LAB			5	100%	5
CVS MA1845POCT WILMINGTON		4	1	20%	5
CVS NV408817POCT LAS VEGAS		1	4	80%	5
ELITE MEDICAL CENTER		1	4	80%	5
METHODIST HEALTHCARE UNIVERSITY HOSPIT		5			5
CFP PHYSICIANS GROUP			5	100%	5
CVS IN8669POCT INDIANAPOLIS		4	1	20%	5
HENDRY REGIONAL CONVENIENT CARE CENTER			5	100%	5
LAKEVIEW HEALTHCARE SYSTEM LLC			5	100%	5
UNIVERSITY OF MIAMI / SCCC RESEARCH LABORATORY			5	100%	5
CVS MINUTE CLINIC DIAGNOSTIC MED GRP OF CAL		5			5
COMMONS AT ORLANDO LUTHERAN TOWERS SNF			5	100%	5
FLORIDA PRIMARY & SPECIALTY CARE		5			5
CAREHERE LCS- EUSTIS			5	100%	5
URGENT CARE COASTAL GA			5	100%	5
EAST GEORGIA REGIONAL MEDICAL CENTER		4	1	20%	5
NATURE COAST PRIMARY CARE LAB LLC		1	4	80%	5
ALPHADERA LABS, LLC			5	100%	5
JOHN T MACKAY MD			5	100%	5
FRANCES WARDE MEDICAL LABORATORY		2	3	60%	5
MEDEXPRESS - NEW CASTLE, DUPONT HWY		4	1	20%	5
MEDEXPRESS URGENT CARE - BECKLEY CROSS		4	1	20%	5
URGENT CARE OF ERWIN		5			5
LABS PLUS LLC		5			5
THONOTOSASSA COMMUNITY HEALTH CENTER		1	4	80%	5
MEDEXPRESS - WILMINGTON CONCORD PIKE		4	1	20%	5
MINUTECLINIC DIAG OF IND, LLC #6910		5			5

COVID-19: testing by laboratory

Data through Apr 11, 2021 verified as of Apr 12, 2021 at 09:25 AM

Data in this report are provisional and subject to change.

The numbers in the table below represent the number of Florida and non-Florida residents for whom test results were received by the Department of Health. A person can be tested by more than one laboratory and can have both positive and negative results. **Therefore, the sum of the numbers in each column will be larger than the total number of people tested.**

Reporting lab	Inconclusive	Negative	Positive	Percent positive	Total
AMERICAN MEDICAL RESPONSE - DENVER		2	3	60%	5
MINUTECLINIC, LLC #7139		5			5
Enterprise Health and Rehabilitation Center		5			5
PAUL GRECO MD CONCIERGE MEDICAL SERVICES PL		5			5
ENT AND ALLERGY ASSOCIATES OF FLORIDA, LLC			5	100%	5
MEASE CONTINUING CARE		3	2	40%	5
TANNER MEDICAL CENTER EAST AL		5			5
RHEA MEDICAL CENTER		5			5
GULF COAST VETERANS HCS PANAMA CITY OPC		5			5
REGIONAL MEDICAL CENTER BAYONET POINT			5	100%	5
AHC Decatur County		5			5
CAPE COD HOSPITAL			5	100%	5
OURMED		4	1	20%	5
BAYCARE MEDICAL GROUP, INC		5			5
RAPID MEDLAB (004MO)		4	1	20%	5
Samuel S. Stratton VAMC		5			5
OHIO DEPARTMENT OF HEALTH			5	100%	5
BEACH HOUSE		5			5
AUGUSTA HEALTH			5	100%	5
RURAL HEALTH CARE INC			5	100%	5
BAPTIST HEALTH - TOWN CENTER			5	100%	5
CVS IL8751POCT CHICAGO		5			5
MINUTECLINIC DIAG OF IND, LLC #8645		5			5
FRESENIUS KIDNEY CARE SOUTH ORLANDO			5	100%	5
BENEVA LAKES HEALTHCARE & REHAB CENTER			5	100%	5
WILSON PEDIATRICS			5	100%	5
Hillspring of Springboro		5			5
FIFTH AVENUE PEDIATRICS		3	2	40%	5
ADVICE FOR OPTIMAL WELLNESS		2	3	60%	5
OCCMED SOLUTIONS		2	3	60%	5
DOCS URGENT CARE		1	4	80%	5
UNIVERISTY OF MEMPHIS ATHLETIC TRAINI		5			5
CENTRAL JERSEY URGENT CARE OF BROWN MI		5			5
MCKENZIE-WILLAMETTE MEDICAL CENTER LAB		5			5
JACKSON SOUTH COMMUNITY HOSPITAL LAB			5	100%	5
CVS SC1540POCT MYRTLE BEACH		4	1	20%	5
ORLANDO HEALTH PHYSICIAN GROUP			5	100%	5
ABSOLUTE HEALTH		5			5
CVS SC5479POCT INDIAN LAND		5			5
DEPARTMENT OF HEALTH AND HUMAN SERVICES LANSING			5	100%	5
PRECISION DIAGNOSTICS INC - NJ		5			5
MINUTECLINIC, LLC #07852		4	1	20%	5
AFC/DOCTORS EXPRESS NORTH BERGEN		3	2	40%	5
ST VINCENTS AMBULATORY CARE INC		3	2	40%	5
WINCHESTER MEDICAL CENTER			5	100%	5
FORSYTH HOUSE			5	100%	5
INDIAN RIVER PRIMARY CARE PA		5			5

COVID-19: testing by laboratory

Data through Apr 11, 2021 verified as of Apr 12, 2021 at 09:25 AM

Data in this report are provisional and subject to change.

The numbers in the table below represent the number of Florida and non-Florida residents for whom test results were received by the Department of Health. A person can be tested by more than one laboratory and can have both positive and negative results. **Therefore, the sum of the numbers in each column will be larger than the total number of people tested.**

Reporting lab	Inconclusive	Negative	Positive	Percent positive	Total
MEDEXPRESS URGENT CARE - MOUNTAIN HOME		4	1	20%	5
PM PEDIATRICS OF BAYSIDE PLLC		5			5
BAPTIST HOSPITAL EMPLOYEE HEALTH OFF			5	100%	5
URGENT MED INC		3	2	40%	5
WELLMED AT FORT PIERCE		3	2	40%	5
HEALTHCARE NETWORK OF SOUTHWEST FLORIDA			5	100%	5
SCIENCE CARE			5	100%	5
SIGNATURE URGENT CARE			5	100%	5
MARTHA A PRICE MD PA		2	3	60%	5
REELFOOT FAMILY WALK IN CLINIC		4	1	20%	5
PEDIATRICS OF ALTAMONTE		5			5
INVERNESS FAMILY CARE HIGH RISK PLLC			5	100%	5
Walker BaptistMedCtr		4	1	20%	5
PUTNAM HOSPITAL CENTER LABORATORY		5			5
ST JOHNS BIOMEDICAL LAB		5			5
THE CLINIC OF PEDIATRICS & GI MEDICINE, INC			5	100%	5
Kroger 099 - The Little Clinic Fort Collins		5			5
Highland Pines Health and Rehab		5			5
BROWNE MEDICAL LLC		3	2	40%	5
NOVANT HEALTH UVA		2	3	60%	5
THE RETREAT AT PORT ORANGE			5	100%	5
CAREATC, INC.			5	100%	5
EASTCHESTER PEDIATRIC MEDICAL GROUP		5			5
CVS MA447POCT NORTHAMPTON		3	2	40%	5
Army Residence Community		5			5
ALL 4 KIDZ PEDIATRICS		3	2	40%	5
QUALITY MEDICAL CARE			5	100%	5
JUPITER ISLAND MEDICAL CLINIC INC		5			5
WELLSTAR ATLANTA MEDICAL CENTER LABORA		5			5
CVS ME329POCT PORTLAND		5			5
CLINICAL PATHOLOGY LABORATORIES			5	100%	5
LEHIGH REGIONAL MEDICAL CENTER LABORATORY		3	2	40%	5
OHSU MOLECULAR MICROBIOLOGY LAB		4	1	20%	5
QUINTON MEMORIAL HEALTH CARE CENTER		5			5
BLUETAIL MEDICAL GROUP, LLC		4	1	20%	5
GREENVILLE MEMORIAL HOSPITAL LAB			5	100%	5
RIVERVIEW ALF OPERATOR LLC			5	100%	5
SEASIDE MANOR			5	100%	5
FLORIDA PRIMARY CARE AND SPORTS MEDICINE INC		2	3	60%	5
NORTHWOOD UNIVERSITY-BENNETT SPORTS CENTER		5			5
FINLAY		1	4	80%	5
AEL KNOXVILLE			5	100%	5
FLORIDA CLINICAL LABORATORY - BIOREFERENCE LABORATORIES		2	3	60%	5
MIAMI CANCER INSTITUTE			5	100%	5
ELITE CARE			5	100%	5
REHABILITATION CENTER AT JUPITER GARDENS		5			5
MINUTECLINIC, LLC #1431		4	1	20%	5

COVID-19: testing by laboratory

Data through Apr 11, 2021 verified as of Apr 12, 2021 at 09:25 AM

Data in this report are provisional and subject to change.

The numbers in the table below represent the number of Florida and non-Florida residents for whom test results were received by the Department of Health. A person can be tested by more than one laboratory and can have both positive and negative results. **Therefore, the sum of the numbers in each column will be larger than the total number of people tested.**

Reporting lab	Inconclusive	Negative	Positive	Percent positive	Total
NORTHPORT MEDICAL CENTER LAB		5			5
EGL GENETICS DIAGNOSTICS			5	100%	5
MARK HOANG MD PA			4	100%	4
ARCPPOINT LABS OF ALTAMONTE SPRINGS		2	2	50%	4
CVS PA258POCT MCKEES ROCKS		4			4
WYOMING PUBLIC HEALTH LAB			4	100%	4
Kroger 186 - The Little Clinic Holiday Manor		3	1	25%	4
MINUTECLINIC OF NEVADA-2955 S FT APACH		4			4
OMNICARE PHARMACY OF TEXAS 1		4			4
CELAL GUROL ERBAY, MD			4	100%	4
CVS IN7653POCT EVANSVILLE		3	1	25%	4
INTRACOASTAL LABS INC		4			4
INTERMARKET FACILITY			4	100%	4
RIVER CITY MEDICAL ASSOCIATES INC			4	100%	4
ADVANCED URGENT CARE LLC		1	3	75%	4
IVY CREEK URGENT CARE OF ENTERPRISE			4	100%	4
VIDANT MEDICAL CENTER			4	100%	4
USCG SECTOR ST PETE		1	3	75%	4
UNIVERSITY OF WASHINGTON MEDICAL CENTER (UWMC) EMERGENCY DEPT.			4	100%	4
CORTLAND REGIONAL MEDICAL CENTER		4			4
UF HEALTH PATHOLOGY LABORATORIES			4	100%	4
EXPRESS TESTING-ONE			4	100%	4
ACCESS RECOVERY SOLUTIONS LLC			4	100%	4
PATIENT FIRST - ALLENTOWN			4	100%	4
DEPARTMENT OF HEALTH AND ENVIRONMENTAL CONTROL			4	100%	4
MINUTECLINIC DIAGNOSTIC MED GRP OF SAN		3	1	25%	4
CARNEGIE HILL PEDIATRICS LLP		3	1	25%	4
LAKE MARY PEDIATRICS			4	100%	4
NEULIFE NEUROLOGICAL SERVICES LLC			4	100%	4
CVS SC4122POCT TAYLORS		4			4
Kroger 125 - The Little Clinic Castle Rock		3	1	25%	4
MEDEXPRESS URGENT CARE- FORT WORTH N T		4			4
HAVEN CUSTEAD CARE CENTER		1	3	75%	4
DERMATOLOGY SPECIALISTS OF FL - DR. JON WARD			4	100%	4
Kroger 959 - The Little Clinic Carmel		4			4
DEPARTMENT OF PATHOLOGY ROME MEMORIAL		3	1	25%	4
MINUTECLINIC DIAGNOSTIC OF MICHIGAN, P		4			4
Mill Valley Care Center		4			4
KENTUCKY CABINET FOR HEALTH AND FAMILY SERVICES			4	100%	4
MINUTECLINIC LLC (2335)		3	1	25%	4
MEMORIAL HEALTHCARE SYSTEM		1	3	75%	4
PIEDMONT NEWNAN HOSPITAL		4			4
CARE ONE PRIMARY CARE			4	100%	4
FLORIDA HEART AND VASCULAR			4	100%	4
MEDEXPRESS URGENT CARE - FORT SMITH		4			4
CELEBRATION PEDIATRICS			4	100%	4
CVS MA394POCT SEEKONK		4			4

COVID-19: testing by laboratory

Data through Apr 11, 2021 verified as of Apr 12, 2021 at 09:25 AM

Data in this report are provisional and subject to change.

The numbers in the table below represent the number of Florida and non-Florida residents for whom test results were received by the Department of Health. A person can be tested by more than one laboratory and can have both positive and negative results. **Therefore, the sum of the numbers in each column will be larger than the total number of people tested.**

Reporting lab	Inconclusive	Negative	Positive	Percent positive	Total
IMA MEDICAL CENTER OF OVIEDO			4	100%	4
HARBORCHASE OF VILLAGES CROSSING			4	100%	4
BLACK STALLION WALK IN AND EXERCISE CLINICS LLC		1	3	75%	4
NEMOURS CHILDREN'S CLINIC			4	100%	4
MONTANA DEPARTMENT OF PUBLIC HEALTH & HUMAN SERVICES			4	100%	4
MINUTECLINIC, LLC (CLINIC 10928)		4			4
FAMILY MEDICAL CLINIC HOMESTEAD, LLC			4	100%	4
RML PHARMACY PC		4			4
BAPTIST HEALTH MEDICAL CENTER			4	100%	4
OHIO CVS STORES		3	1	25%	4
SKYLINE UROLOGY		4			4
PORT ORANGE NURSING & REHAB			4	100%	4
CARENOW-LEBANON		2	2	50%	4
FLORIDA HOSPITAL ALTAMONTE		2	2	50%	4
ADVENTHEALTH NEW SMYRNA BEACH COMMUNITY HEALTH			4	100%	4
DEPARTMENT OF HEALTH AND HUMAN SERVICES		2	2	50%	4
MEADOWS AT CYPRESS GARDENS, THE		3	1	25%	4
WINDER NURSING INC DBA WINDER HEALTH CARE		4			4
ROAN DRUG COMPANY LLC		4			4
MEDEXPRESS URGENT CARE - SOUTH PARKERSBURG		4			4
CVS GA2279POCT SUWANEE		4			4
MINUTECLINIC DIAGNOSTIC OF OHIO #5060		4			4
MEDEXPRESS URGENT CARE-PASADENA		4			4
MINUTECLINIC DIAG OF IND LLC #1367		4			4
UNIVERSITY OF MICHIGAN		2	2	50%	4
ST LUKES HOSPITAL LABORATORY		2	2	50%	4
ELEVATION DIAGNOSTICS		4			4
MEDEXPRESS URGENT CARE - MARKHAM STREE		3	1	25%	4
GUTHRIE MEDICAL GROUP - CORNING		3	1	25%	4
CENTERPLACE HEALTH, INC			4	100%	4
LEVY COUNTY DEPT. OF PUBLIC SAFETY		2	2	50%	4
MD ANDERSON			4	100%	4
WALGREENS #07034		4			4
MEDEXPRESS URGENT CARE - BECKLEY		2	2	50%	4
CVS MO4850POCT SPRINGFIELD		4			4
LIFELINK OF FLORIDA		2	2	50%	4
CLINICAL LABORATORIES OF THE BUFFALO		3	1	25%	4
Crowne Health Care of Montgomery		4			4
REHABILITATION CENTER OF WINTER PARK,THE			4	100%	4
PM PEDIATRICS OF BAYSIDE, PLLC - MANHASSET		4			4
ST LUCIE COUNTY HEALTH DEPARTMENT		3	1	25%	4
WESLEY CHAPEL INTERNAL MEDICINE AND PEDIATRICS			4	100%	4
Westminster Manor		3	1	25%	4
Kroger 752 - The Little Clinic Central Station		3	1	25%	4
CHILDREN'S MEDICAL GROUP		4			4
SOUTHLAND SUITES OF LAKELAND			4	100%	4
PINELLAS POINT NURSING AND REHAB			4	100%	4

COVID-19: testing by laboratory

Data through Apr 11, 2021 verified as of Apr 12, 2021 at 09:25 AM

Data in this report are provisional and subject to change.

The numbers in the table below represent the number of Florida and non-Florida residents for whom test results were received by the Department of Health. A person can be tested by more than one laboratory and can have both positive and negative results. **Therefore, the sum of the numbers in each column will be larger than the total number of people tested.**

Reporting lab	Inconclusive	Negative	Positive	Percent positive	Total
UNIVERISTY OF MIAMI			4	100%	4
MINUTECLINIC DIAGNOSTIC OF PENNSYLVAN		3	1	25%	4
FLORIDA HEALTH CARE PLANS STIRLING CENTER			4	100%	4
MEDEXPRESS URGENT CARE-SCOTT TOWNSHIP		3	1	25%	4
OVIDO CHILDRENS HEALTH CENTER LLC		1	3	75%	4
Park Ridge Nursing Center		3	1	25%	4
University Plaza Rehabilitation and Nursing			4	100%	4
RELIANT ACUTE CARE			4	100%	4
IMIC INC RESEARCH			4	100%	4
TARPON SPRINGS PEDIATRICS, LLC			4	100%	4
SOMA MEDICAL CENTER PA #3 PALOMINO			4	100%	4
FCHC (OB)-DARWIN SQUARE CTR.			4	100%	4
BIOTEST PLASMA CENTER		4			4
AURORA BAYCARE UROLOGY			4	100%	4
TMH PHYSICIAN PARTNERS SOUTHWOOD		1	3	75%	4
BARRANCO CLINIC PA, THE	1	3			4
CVS SC2250POCT COLUMBIA		4			4
CAREWELL URGENT CARE			4	100%	4
DEACONESS HOSPITAL			4	100%	4
APOPKA FAMILY HEALTH CENTER		3	1	25%	4
INSTANT MEDICAL CARE CENTER		3	1	25%	4
Millennium Nursing & Rehab Center		4			4
PHOEBE PUTNEY MEMORIAL HOSPITAL		4			4
COVENIENT CARE MEDICAL CLINIC			4	100%	4
CONSOLIDATED LABORATORY SERVICES			4	100%	4
JOSEPH SCHENKER MD PC		4			4
MEDEXPRESS URGENT CARE - TULSA, S YALE AVE		4			4
MEDEXPRESS URGENT CARE, FAIRMONT		4			4
FLORIDA CANCER SPECIALISTS AND RESEARCH		2	2	50%	4
WALGREENS_PEMBROKE PINES		3	1	25%	4
ManorCare Rehabilitation Center- Decatur		4			4
FISHERMEN'S HOSPITAL			4	100%	4
MEDEXPRESS URGENT CARE- ALLISON PARK		2	2	50%	4
CVS M05655POCT LIBERTY		1	3	75%	4
CVS MA2297677CV BOSTON		4			4
PEACEHEALTH LABORATORIES		3	1	25%	4
MED EXPRESS URGENT CARE PC - MARYLAND		3	1	25%	4
CVS AZ5026POCT MESA		4			4
RUSSELL SAGE COLLEGE WELLNESS CENTER		4			4
Kennedy University Hospital -Wash Twp L		4			4
CVS AZ9210POCT SCOTTSDALE		4			4
REMEDY URGENT CLINIC		2	2	50%	4
MINUTECLINIC DIAG OF IND, LLC #10190		4			4
GIEBEIG FAMILY MEDICINE PA			4	100%	4
MEDEXPRESS URGENT CARE NORWIN		4			4
COLONIAL MEDICAL CENTER-EAST ORLANDO			4	100%	4
BARTON MEMORIAL HOSPITAL		3	1	25%	4

COVID-19: testing by laboratory

Data through Apr 11, 2021 verified as of Apr 12, 2021 at 09:25 AM

Data in this report are provisional and subject to change.

The numbers in the table below represent the number of Florida and non-Florida residents for whom test results were received by the Department of Health. A person can be tested by more than one laboratory and can have both positive and negative results. **Therefore, the sum of the numbers in each column will be larger than the total number of people tested.**

Reporting lab	Inconclusive	Negative	Positive	Percent positive	Total
MEDEXPRESS URGENT CARE - SOMERSET TOWNSHIP		4			4
Georgiana Health and Rehabilitation, LLC		4			4
LOUISIANA DEPT. OF HEALTH AND HOSPITALS-INFECTIOUS DISEASE EPI SECTION			4	100%	4
AIRCARE INTERNATIONAL		4			4
LIFE CARE HOME HEALTH SERVICES LLC		1	3	75%	4
EXTENDICARE HEALTH & REHAB CENTER		4			4
WILLIAM A HINTON STATE LABORATORY INSTITUTE		1	3	75%	4
MONROE COUNTY DEPT OF PUBLIC HEALTH ST		4			4
CARENOW URGENT CARE - WINTER SPRINGS		3	1	25%	4
CVS OH3393POCT AURORA		3	1	25%	4
PANCARE HEALTH - PONCE DE LEON			4	100%	4
MEDICAL CENTER, THE		4			4
SIGNATURE CARE MONTROSE		2	2	50%	4
ST. MARY'S HOSPITAL			4	100%	4
CVS IL1170POCT JOLIET		4			4
DEPARTMENT OF HEALTH/ NEW YORK			4	100%	4
HCR ManorCare Greentree		4			4
MINUTECLINIC DIAGNOSTIC OF WISCONSIN, LLC		4			4
JFK INTERNAL MEDICINE FACULTY PRACTICE		2	2	50%	4
AFTER HOURS PEDS			4	100%	4
BOND & STEELE CLINIC PA D/B/A BOND CLINIC PA		4			4
LAKE FOREST PARK OP CO LLC		4			4
Grace Rehabilitation of Vero Beach		4			4
STONE CLINICAL LABORATORIES OF FL LLC		4			4
ASCENDI HOME HEALTH AGENCY INC			4	100%	4
MEDICINE SHOPPE #1306 THE		3	1	25%	4
MIAMI COMMUNITY HEALTH CENTER INC		1	3	75%	4
CVS OH6149POCT UPPER ARLINGTON		2	2	50%	4
MEDEXPRESS URGENT CARE, LANCASTER WEST		2	2	50%	4
WELLSTAR WEST GEORGIA MEDICAL CENTER		4			4
NHC HealthCare, Cookeville		4			4
GENUS DIAGNOSTICS			4	100%	4
GENEVA GENERAL HOSPITAL LABORATORY		3	1	25%	4
SMOKY MOUNTAIN URGENT CARE AND FAMILY MEDICINE CENTER			4	100%	4
CENTRAL FLORIDA INTERNAL OCCUPATIONAL AND		4			4
BROOKDALE WEST BOYNTON BEACH		4			4
RURAL/METRO MIDSOUTH,		4			4
OPTUM OF RED ROAD		4			4
NDX-CORE LAB			4	100%	4
SACRED HEART HEALTH SYSTEMS INC			4	100%	4
HARBOUR ISLAND PEDIATRICS LLC			4	100%	4
ARCPPOINT LABS OF FORT LAUDERDALE, FL CENTRAL		1	3	75%	4
AIREVAC INTERNATIONAL		4			4
DYNACARE LABORATORIES			4	100%	4
NORTHSIDE HOSPITAL- CHEROKEE		3	1	25%	4
BAYLOR ESOTERIC AND MOLECULAR LAB			4	100%	4
CVS SC2269POCT COLUMBIA		3	1	25%	4

COVID-19: testing by laboratory

Data through Apr 11, 2021 verified as of Apr 12, 2021 at 09:25 AM

Data in this report are provisional and subject to change.

The numbers in the table below represent the number of Florida and non-Florida residents for whom test results were received by the Department of Health. A person can be tested by more than one laboratory and can have both positive and negative results. **Therefore, the sum of the numbers in each column will be larger than the total number of people tested.**

Reporting lab	Inconclusive	Negative	Positive	Percent positive	Total
CVS PA1193POCT JENKINTOWN		4			4
FAMILY MEDICINE AT WINTER PARK			4	100%	4
CVS OH4499POCT LYNDHURST		2	2	50%	4
REGIONAL MEDICAL LAB			4	100%	4
MEDEXPRESS URGENT CARE - WAXAHACHIE, N HIGHWAY 77		2	2	50%	4
PHYSICIANS QUALITY CARE			4	100%	4
URGENT CARE OF THE SMOKIES			4	100%	4
UNIVERSITY OF MIAMI STUDENT HEALTH SERVICE			4	100%	4
MD NOW URGENT CARE - DELRAY WEST			4	100%	4
ST JOSEPHS BEHAVIORAL HEALTH CENTER			4	100%	4
PARKWAY DRUGS OF ONEIDA COUNTY NORTH I		3	1	25%	4
AFFINITY URGENT CARE			4	100%	4
OPTUM FLORIDA		3	1	25%	4
ELIZABETH CITY HEALTH & REHABILITATION		4			4
MAILBOX DIAGNOSTICS		2	2	50%	4
MEDEXPRESS URGENT CARE - WICHITA, S SENECA ST		2	2	50%	4
PREMIER PEDIATRICS LLC			4	100%	4
SARASOTA IMMEDIATE CARE			4	100%	4
DACH MAIN LAB			4	100%	4
MINUTECLINIC, LLC #5707		4			4
Chestnut Park Rehabilitation and Nursing Center		4			4
FHPG TAMPA PRIMARY CARE			4	100%	4
SOUTHWESTERN REGIONAL MEDICAL CENTER - TULSA		4			4
CULLMAN REGIONAL MEDICAL CENTER		3	1	25%	4
Heartland of Boynton Beach			4	100%	4
CAPTAIN JAMES A. LOVELL FEDERAL HEALTHCARE CENTER			4	100%	4
COMMUNITY HEALTH CENTER OF WEST PALM BEACH			4	100%	4
WE CARE - CARNIVAL CRUISELINE		4			4
NYC PUBLIC HEALTH LABS			4	100%	4
MEDEXPRESS URGENT CARE - WALDORF, CRAIN HWY		4			4
Kroger 124 - The Little Clinic University		3	1	25%	4
Metro West Nursing and Rehab			4	100%	4
UNC HOSPITAL/MCLENDON CLINICAL LABORATORIES			4	100%	4
MALABAR FAMILY PRACTICE		1	3	75%	4
COLISEUM MED CTR LLC/COLISEUM MED CTRS		3	1	25%	4
SOUTH FLORIDA PEDIATRIC PARTNERS			4	100%	4
HEART OF FLORIDA HEALTH CENTER INC		1	3	75%	4
BELLIN HEALTH LAB		1	3	75%	4
WOMEN'S CARE FLORIDA, LLC		4			4
ADVENTHEALTH MEDICAL GROUP COMMUNITY MEDICINE		3	1	25%	4
Marian Manor, Inc		4			4
MARSHFIELD LABORATORIES			4	100%	4
CLINICAL ASSOCIATES OF ORLANDO LLC		4			4
CVS MA507POCT LEOMINSTER		3	1	25%	4
Health Care Center of Jacksonville			4	100%	4
BETHPAGE EXTENDED HOURS CENTER		4			4
INFINITI LABS INC			4	100%	4

COVID-19: testing by laboratory

Data through Apr 11, 2021 verified as of Apr 12, 2021 at 09:25 AM

Data in this report are provisional and subject to change.

The numbers in the table below represent the number of Florida and non-Florida residents for whom test results were received by the Department of Health. A person can be tested by more than one laboratory and can have both positive and negative results. **Therefore, the sum of the numbers in each column will be larger than the total number of people tested.**

Reporting lab	Inconclusive	Negative	Positive	Percent positive	Total
HOME DOCS		2	2	50%	4
AHC of Mckenzie		4			4
PLAINVIEW PRIMARY CARE		4			4
CVS IL7017POCT BLOOMINGTON		4			4
TIFT REGIONAL HLTH SYSTEM, INC DBA SOU		4			4
Sears Coastal Nursing and Rehab		4			4
NOT GIVEN		1	3	75%	4
HELIX DIAGNOSTIX		1	3	75%	4
COMMUNITY PHYSICIANS OF NORTH PORT PA			4	100%	4
BETHESDA HOSPITAL WEST BLOOD GAS LAB			4	100%	4
PIEDMONT HENRY HOSPITAL, INC		4			4
GEISINGER MEDICAL CENTER		2	2	50%	4
LUVERNE HEALTH AND REHABILITATION		4			4
BETTERMED URGENT CARE			4	100%	4
INDUSTRY LAB DIAGNOSTIC PARTNERS			4	100%	4
ST PETE DIRECT PRIMARY CARE		2	2	50%	4
L3HARRIS FAMILY MEDICAL CENTER			4	100%	4
BETHPAGE MEDICAL PLLC		4			4
LEESBURG REGIONAL MEDICAL CENTER URGENT CARE			4	100%	4
MINUTECLINIC DIAGNOSTIC OF NORTH CARO		4			4
PILGRIM PHARMACY INC		4			4
CONSULATE HEATH CARE AT WEST ALTAMONTE			4	100%	4
Willowbrooke Court at Country House		4			4
DOCTORS HOSPITAL LAB MEDICAL OFFICE BUILDING			4	100%	4
CVS TX8387POCT AUSTIN		4			4
CVS MA1022POCT CAMBRIDGE		4			4
MOBILE URGENT CARE			4	100%	4
HAMPTON ALF AT 24TH ROAD LLC			4	100%	4
CANDLER HOSPITAL PATHOLOGY LABORATORY		2	2	50%	4
Loretto Health and Rehabilitation Center		4			4
EPI			4	100%	4
MEDFIRST URGENT CARE			4	100%	4
SHARP MEMORIAL HOSPITAL MICROBIOLOGY DEPT			4	100%	4
FLORIDA MEDICAL CLINIC -INTERNAL MED DADE CITY			4	100%	4
MINUTECLINIC DIAG OF IND, LLC #6472		4			4
VITAL CARE URGENT CARE			4	100%	4
PRIMECARE		2	2	50%	4
ENGLE CENTER FOR HEALTH SERVICES		4			4
URGENT CARE - OCONEE		2	2	50%	4
MONTEFIORE MEDICAL CENTER LABS MONTEFIORE		3	1	25%	4
PHYSICIANS IMMEDIATE CARE AURORA			4	100%	4
H/L of WEst AShley Rhabilitation and Nursing Center		4			4
MEDEXPRESS URGENT CARE - SUMMERSVILLE, WEBSTER RD		4			4
Calusa Harbour			4	100%	4
MEDEXPRESS URGENT CARE - WILKES BARRE		3	1	25%	4
ASCENSION ST VINCENT'S MEDICAL CENTER		3	1	25%	4
CAPITAL HEALTH LABORATORY INC			4	100%	4

COVID-19: testing by laboratory

Data through Apr 11, 2021 verified as of Apr 12, 2021 at 09:25 AM

Data in this report are provisional and subject to change.

The numbers in the table below represent the number of Florida and non-Florida residents for whom test results were received by the Department of Health. A person can be tested by more than one laboratory and can have both positive and negative results. **Therefore, the sum of the numbers in each column will be larger than the total number of people tested.**

Reporting lab	Inconclusive	Negative	Positive	Percent positive	Total
CVS TX7288POCT DALLAS		4			4
SINAI PLAZA NURSING AND REHAB CENTER			4	100%	4
CVS CA9963POCT SAN DIEGO		4			4
Hunterdon Medical Center Laboratory		4			4
SARASOTA PERSONAL MEDICINE		2	2	50%	4
UNION CITY MANOR NURSING CENTER		4			4
ADVENT HEALTH MEDICAL GROUP		3	1	25%	4
CULLMAN REGIONAL URGENT CARE		3	1	25%	4
ORANGE COUNTY HEALTH DEPARTMENT		2	2	50%	4
Lakeside Oaks Care Center			4	100%	4
ALVARO J DANGOND MD PA		4			4
CVS NH2257POCT MANCHESTER		4			4
DEPARTMENT OF HEALTH AND HUMAN SERVICES DIVISION OF BEHAVIORAL HEALTH		1	3	75%	4
NORTHSIDE MEDICAL CENTER		4			4
THE OASIS ALF		4			4
MINUTECLINIC DIAGNOSTIC MED GRP OF ORA		3	1	25%	4
NEXT BIO RESEARCH SERVICES, LLC		1	3	75%	4
NORTH OKALOOSA CLINIC CORP		1	3	75%	4
DOCTORS OFFICE OF NEW JERSEY		4			4
SUMNER REGIONAL MEDICAL CENTER		3	1	25%	4
FLORENCE - HUNTSVILLE HOSPITAL URGENT CARE		3	1	25%	4
SunTerrace Health Care Center		3	1	25%	4
JOHNNIE RUTH CLARKE LAB			4	100%	4
State Lab Unspecifd			4	100%	4
CVS GA5622POCT DALLAS		3	1	25%	4
TRIDENT BIOMETRICS		3	1	25%	4
PRESBYTERIAN FAMILY HEALTHCARE-KASEMAN		4			4
REFUGE A HEALING PLACE, THE			4	100%	4
HEALTHQUEST, INC		3	1	25%	4
MEDEXPRESS URGENT CARE - WESTFIELD, E MAIN ST		3	1	25%	4
NHC HealthCare, Pulaski		4			4
PALM BEACH CANCER INSTITUTE			4	100%	4
MEDICAL CENTER ENTERPRISE			4	100%	4
MEDAC AT PORTERS NECK			4	100%	4
Kroger 895 - The Little Clinic Green Hills		4			4
Kroger 339 - The Little Clinic Highlands - Bardstown Road		4			4
CVS OH2342POCT WEST CHESTER		3	1	25%	4
LAKESIDE HOSPITAL BELLE GLADE			4	100%	4
SONIC REFERENCE LABORATORY			4	100%	4
CLINICAL CARE CENTER, INC			4	100%	4
GERALD CHAMPION REGIONAL MEDICAL CENTE		4			4
ADVENTHEALTH MEDICAL GROUP INTERNAL MEDICINE		3	1	25%	4
MICHIGAN HEALTH CLINIC LABORATORIES		3	1	25%	4
ManorCare Health Services Camp Hill		4			4
ACCENT PHYSICIAN SPECIALISTS PA		4			4
NEW YORK PHYSICIANS LLP		4			4
DTR LABS		3	1	25%	4

COVID-19: testing by laboratory

Data through Apr 11, 2021 verified as of Apr 12, 2021 at 09:25 AM

Data in this report are provisional and subject to change.

The numbers in the table below represent the number of Florida and non-Florida residents for whom test results were received by the Department of Health. A person can be tested by more than one laboratory and can have both positive and negative results. **Therefore, the sum of the numbers in each column will be larger than the total number of people tested.**

Reporting lab	Inconclusive	Negative	Positive	Percent positive	Total
DEVANSH LAB WERKS		1	3	75%	4
CRESTAR LABS		2	2	50%	4
CVS CA8850POCT HUNTINGTON BEACH		3	1	25%	4
Crowne Health Care of Greenville		4			4
MEDEXPRESS URGENT CARE - TEAYS VALLEY		3	1	25%	4
WELLMED AT APOLLO BEACH BLVD		2	2	50%	4
PANCARE HEALTH YOUNGSTOWN			4	100%	4
SIGNATURE CARE EMERGENCY CENTER		2	2	50%	4
PDL PHARMACY CORP			4	100%	4
TRUE HEALTH- HOFFNER		3	1	25%	4
ENCOMPASS HOME HEALTH		4			4
ADVENTHEALTH GORDON		4			4
MEDEXPRESS URGENT CARE - KOKOMO		4			4
CVS IN5696POCT FORT WAYNE		4			4
GILCHRIST COUNTY HEALTH DEPT			4	100%	4
GRADY MEMORIAL HOSPITAL/MICRO			4	100%	4
CVS MA2401POCT MARSHFIELD		3	1	25%	4
OKLAHOMA STATE UNIVERSITY DIAGNOSTIC LAB			4	100%	4
MOUNT SINAI AVENTURA DIAGNOSTIC CENTER			4	100%	4
CVS CT750POCT ENFIELD		4			4
FAMILY MEDICINE AT WATERMAN		4			4
CORIZON HEALTH INC			4	100%	4
ADVENTHEALTH MEDICAL GROUP PEDIATRICS		1	3	75%	4
BUCKINGHAM PLACE ALF		4			4
Brookcrest Nursing Home		4			4
SANFORD SOUTH UNIVERSITY		4			4
GASTROENTEROLOGY ASSOC OF PENSACOLA, PA		2	2	50%	4
POWERS PEDIATRICS			4	100%	4
LATCHER LABORATORY OF A O FOX MEMORIAL		2	2	50%	4
ANY LAB TEST FAST CORP		3	1	25%	4
MINUTE CLINIC DIAGNOSTIC OF VIRGINIA, LLC #6292		3	1	25%	4
MINUTE-CLINIC DIAGNOSTIC OF VIRGINIA, LLC #3949		4			4
SOUTH FLORIDA RESEARCH ORGANIZATION			4	100%	4
LEON MEDICAL CENTERS, LLC			4	100%	4
MEDEXPRESS URGENT CARE MARTINSBURG		2	2	50%	4
PM PEDIATRICS OF SELDEN PLLC		4			4
FLORIDA HEALTHCARE PLAN			4	100%	4
MINNESOTA DEPARTMENT OF HEALTH LABORATORY	1		3	75%	4
COOK HOSPITAL AND CARE CENTER		3	1	25%	4
WALGREENS #03287		4			4
MEDEXPRESS URGENT CARE - WEST ST PAUL, ROBERT ST S		3	1	25%	4
LB Broen Home		4			4
MID FLORIDA HEALTH INC			4	100%	4
PARADISE VILLA ALF INCORPORATED		4			4
Bethany Health and Rehab		4			4
RAS MEDICAL SOLUTIONS, LLC		3	1	25%	4
AIRPORT CLINIC			4	100%	4

COVID-19: testing by laboratory

Data through Apr 11, 2021 verified as of Apr 12, 2021 at 09:25 AM

Data in this report are provisional and subject to change.

The numbers in the table below represent the number of Florida and non-Florida residents for whom test results were received by the Department of Health. A person can be tested by more than one laboratory and can have both positive and negative results. **Therefore, the sum of the numbers in each column will be larger than the total number of people tested.**

Reporting lab	Inconclusive	Negative	Positive	Percent positive	Total
FASTMED URGENT CARE			4	100%	4
MEMORIAL HEALTH CARE SYSTEMS			4	100%	4
HACKENSACK MERIDIAN URGENT CARE, PC		4			4
CVS MN6811POCT PLYMOUTH		4			4
LIFEHOPE LABS			4	100%	4
CAREWELL 202			4	100%	4
SOUTHEASTERN REGIONAL MEDICAL CENTER			4	100%	4
CVS CT718POCT ANSONIA		4			4
FHCP – ORMOND BEACH			4	100%	4
MEDEXPRESS URGENT CARE - EWING		4			4
Kroger 388 - The Little Clinic Braelinn Village		3			3
CVS SC2497POCT LEXINGTON		3			3
Concordia Village of Tampa			3	100%	3
GYN PATH SERVICES			3	100%	3
CVS AZ7841POCT TUCSON		3			3
ADVANCE FAMILY PRACTICE LLC			3	100%	3
SOFTCELL L-FORM LABORATORIES, LLC			3	100%	3
JS HEALTHCARE		2	1	33%	3
CVS OH2486POCT NILES		1	2	67%	3
GREATER MOBILE URGENT CARE – SPRINGHILL			3	100%	3
ELITE PRIMARY CARE OF WAYCROSS			3	100%	3
PREMIER FAMILY AND SPORTS MEDICINE		2	1	33%	3
JOJAN PHARMA INC		3			3
MARYLAND STATE DEPT OF HEALTH	2		1	33%	3
BEEBE MEDICAL CENTER LABORATORY		3			3
ST. PETERSBURG PEDIATRICS- 38TH AVENUE			3	100%	3
MARION COUNTY FIRE RESCUE		3			3
CVS NJ715POCT WAYNE		3			3
Kroger 522 - The Little Clinic Gahanna		2	1	33%	3
BLACKWATER RIVER			3	100%	3
DELAWARE PUBLIC HEALTH LABORATORY		1	2	67%	3
BAPTIST PRIMARY CARE FERNANDINA BEACH			3	100%	3
Greystone Health Care Center		3			3
LPG PRIMARY CARE AT LABELLE		2	1	33%	3
CVS IL8750POCT CHICAGO		1	2	67%	3
LOYOLA UNIVERSITY MEDICAL CENTER LABORATORY			3	100%	3
MOBIL LAB FOR ALL INC		3			3
RICHMOND CITY DEPARTMENT OF PUBLIC HEALTH			3	100%	3
CVS GA5637POCT VILLA RICA		3			3
MEDEXPRESS-HOUSTON EAST FWY		1	2	67%	3
SCHIFF CENTER FOR LIVER DISEASES		1	2	67%	3
TUFTS MEDICAL CENTER			3	100%	3
MEDEXPRESS URGENT CARE - WHEELING		2	1	33%	3
ROANE MEDICAL CENTER		2	1	33%	3
CVS HEALTH, #5962		3			3
Kroger 592 - The Little Clinic Alexander Plaza		2	1	33%	3
RCA LABORATORY SERVICES LLC			3	100%	3

COVID-19: testing by laboratory

Data through Apr 11, 2021 verified as of Apr 12, 2021 at 09:25 AM

Data in this report are provisional and subject to change.

The numbers in the table below represent the number of Florida and non-Florida residents for whom test results were received by the Department of Health. A person can be tested by more than one laboratory and can have both positive and negative results. **Therefore, the sum of the numbers in each column will be larger than the total number of people tested.**

Reporting lab	Inconclusive	Negative	Positive	Percent positive	Total
CORMEUM LAB SERVICES, LLC			3	100%	3
PROHEALTH PRIMARY CARE - GLEN OAKS		3			3
OPP HEALTH AND REHABILITATION		3			3
NOVANT HEALTH PRESBYTERIAN		2	1	33%	3
MISSISSIPPI CARE CENTER OF DEKALB LLC		3			3
MEDEXPRESS URGENT CARE - LAWRENCE		3			3
WEST TN HEALTH MED NORTH		3			3
RAJ K PAI MD PA			3	100%	3
PUBLIC HEALTH TRUST OF MIAMI DADE COUNTY			3	100%	3
CVS RI326POCT NORTH SMITHFIELD		3			3
MURFREESBORO MEDICAL CLINIC		3			3
SOUTH COUNTY MENTAL HEALTH CENTER INC			3	100%	3
MINUTECLINIC DIAGNOSTIC OF VIRGINIA, LLC #392		3			3
Birchaven		3			3
LEGACY ER AND URGENT CARE			3	100%	3
MINUTECLINIC DIAGNOSTIC PA #3344		3			3
CLINICA HISPANIA			3	100%	3
WALGREENS #07502		3			3
SAVANNAH COVE		3			3
Lebanon VAMC		2	1	33%	3
MEMORIAL HERMANN CONSOLIDATED LABORATORY SERVICES			3	100%	3
CVS NE8616POCT LINCOLN		1	2	67%	3
COOPER UNIVERSITY HOSPITAL LABORATORY		2	1	33%	3
CROWNE HEALTH CARE OF FORT PAYNE		2	1	33%	3
COVENANT PEDIATRICS		1	2	67%	3
MID FLORIDA CLINICAL LABORATORY		2	1	33%	3
AKRON GENERAL MEDICAL CENTER MAIN		3			3
MEDEXPRESS URGENT CARE - DANVILLE		3			3
SHANDS AT LAKE SHORE LAB		1	2	67%	3
MINUTECLINIC, LLC #05891		2	1	33%	3
PEACE OF MIND REHAB CENTER		3			3
Westside Terrace		3			3
FLORIDA LABORATORY ANALYSIS, LLC			3	100%	3
ADVANCED URGENT CARE CENTER OF THE UPPER KEYS		1	2	67%	3
SANFORD MOBILE LAB			3	100%	3
ESTERO FIRE RESCUE		3			3
CVS AZ7263POCT PHOENIX		3			3
NEMOURS CHILDRENS PRIMARY CARE MAITLAND			3	100%	3
GROVES CENTER			3	100%	3
BROOKDALE SENIOR LIVING			3	100%	3
BETHESDA HOSPITAL EAST BLOOD GAS LAB			3	100%	3
NC STATE LABORATORY OF PUBLIC HEALTH		3			3
MINUTECLINIC, LLC #07876		2	1	33%	3
GONZALEZ MD AND ASWAD MD HEALTH SERVICES			3	100%	3
ADVANCED MEDICAL RESEARCH CENTER LLC			3	100%	3
LUCID LABORATORY SERVICES		3			3
DOCTORS HOSPITAL RENAISSANCE			3	100%	3

COVID-19: testing by laboratory

Data through Apr 11, 2021 verified as of Apr 12, 2021 at 09:25 AM

Data in this report are provisional and subject to change.

The numbers in the table below represent the number of Florida and non-Florida residents for whom test results were received by the Department of Health. A person can be tested by more than one laboratory and can have both positive and negative results. **Therefore, the sum of the numbers in each column will be larger than the total number of people tested.**

Reporting lab	Inconclusive	Negative	Positive	Percent positive	Total
WHITE EARTH IHS MAIN LAB		3			3
IMMERSION RESIDENTIAL LLC			3	100%	3
CVS TX3292POCT WYLIE		3			3
EASTERN NEW MEXICO MEDICAL CENTER		3			3
TERRACE OF ST CLOUD, THE		2	1	33%	3
CVS OH4359POCT HUDSON		3			3
DOUGLASVILLE NURSING AND REHABILITATIO		3			3
EAST TENNESSEE CHILDREN'S HOSPITAL		2	1	33%	3
Kroger 448 - The Little Clinic Mason		3			3
HELIX BIOMEDICS LLC			3	100%	3
FLORIDA GASTROENTEROLOGY ASSOCIATES PA		3			3
FULGENT GENETICS HOUSTON		3			3
Grandview Health Care Center		3			3
CVS MO10151POCT SPRINGFIELD		2	1	33%	3
TRISTAR WELLNESS, LLC		3			3
TMH REHABILITATION CENTER		3			3
CVS MI8091POCT FRASER		2	1	33%	3
PATHOLOGY REFERENCE LAB LLC			3	100%	3
ERIE COUNTY PUBLIC HEALTH CLINICAL		3			3
YORK HOSPITAL - LABORATORY			3	100%	3
NASSAU COUNTY HEALTH DEPARTMENT		3			3
HUMC		1	2	67%	3
EFFINGHAM HOSP, INC, DBA EFFINGHAM HEALTH		3			3
CVS PHARMACY INC DBA CVS/PHARMACY #10908		3			3
NYU WINTHROP LABORATORY		3			3
LAHEY CLINIC MEDICAL CENTER			3	100%	3
MINUTECLINIC DIAGNOSTIC OF TEXAS, LLC #7435		2	1	33%	3
CLINICAL CARE ASSOCIATES, INC			3	100%	3
CHILDREN'S HEALTHCARE OF ATLANTA		3			3
TIEHH BIOTERRORISM RESPONSE LAB			3	100%	3
BRADENTON PHYSICIAN MEDICAL CENTER			3	100%	3
SISD EMPLOYEE HEALTH CLINIC			3	100%	3
USCG ABBOTT BINAXNOW		2	1	33%	3
QUEST DIAGNOSTICS CLINICAL LABORATORIES INC		2	1	33%	3
EVERGREEN WOODS HEALTH & REHAB CENTER		2	1	33%	3
MARRA'S PHARMACY		3			3
EAST NAPLES PEDIATRICS			3	100%	3
ORLANDO REGIONAL HEALTH SERVICES		1	2	67%	3
320 S TRANSIT ST		3			3
BARONESS ERLANGER HOSPITAL		3			3
MAYO CLINIC BEACHES PRIMARY CARE CTR		3			3
HOPE HEALTH CARE, LLC		3			3
BROADWAY HEALTH FLORIDA MEDICAL CLINIC URGENT CARE			3	100%	3
VALHALLA MEDICS		3			3
SCRIPPS CLINIC MEDICAL			3	100%	3
CRISP REGIONAL HOSPITAL		3			3
ONslow MEMORIAL HOSPITAL LABORATORY		3			3

COVID-19: testing by laboratory

Data through Apr 11, 2021 verified as of Apr 12, 2021 at 09:25 AM

Data in this report are provisional and subject to change.

The numbers in the table below represent the number of Florida and non-Florida residents for whom test results were received by the Department of Health. A person can be tested by more than one laboratory and can have both positive and negative results. **Therefore, the sum of the numbers in each column will be larger than the total number of people tested.**

Reporting lab	Inconclusive	Negative	Positive	Percent positive	Total
TRINITY PEDIATRICS			3	100%	3
ALOHA HOME CARE LLC DBA ACCENTCARE HOME HEALTH OF		3			3
AVANTE INVERNESS		1	2	67%	3
NON-US			3	100%	3
BAYSTATE MEDICAL CENTER		1	2	67%	3
OPTUM PRIMARY CARE - SILVER LAKES			3	100%	3
Arbors at Marietta		3			3
SURETOX LABORATORY LLC		2	1	33%	3
ALABAMA DEPT PUBLIC HEALTH			3	100%	3
CONCENTRA - PLANTATION		3			3
PINELLAS PARK HEALTH CENTER - PINELLAS CHD		1	2	67%	3
Edward Hines, Jr. VA Hospital		2	1	33%	3
OPENTRONS PRL		2	1	33%	3
ADRIANA M CASTRO MD PA		3			3
ADVANCED PEDIATRICS			3	100%	3
MINUTECLINIC DIAGNOSTIC OF WISCONSIN,		3			3
VIRGINIA DEPARTMENT OF HEALTH DIVISION OF			3	100%	3
HARBORCHASE OF GAINESVILLE			3	100%	3
OHIO DEPARTMENT OF HEALTH LABORATORY		2	1	33%	3
TMH PHYSICIAN PARTNERS BLOUNTSTOWN			3	100%	3
LINCOLN MEDICAL CENTER		3			3
NASON HOSPITAL			3	100%	3
LOCH HAVEN PEDIATRICS			3	100%	3
Mitchell Hollingsworth Nursing and Rehab		3			3
CABELL HUNTINGTON HOSPITAL CLINICAL LAB			3	100%	3
UNIVERSITY HEALTH SERVICES RIVER CAMPUS		2	1	33%	3
TAMPA INTERNATIONAL AIRPORT			3	100%	3
GUTHRIE CORNING HOSPITAL LABORATORY		3			3
CVS IN6605POCT INDIANAPOLIS		2	1	33%	3
Kroger 635 - The Little Clinic Dacula		3			3
FRESENIUS KIDNEY CARE			3	100%	3
COMMUNITY HEALTH CENTERS OF PINELLAS, INC		1	2	67%	3
HOMELAND CENTER		3			3
ACCESS HEALTH CARE		2	1	33%	3
CVS PA1657POCT YORK		2	1	33%	3
HEPATOLOGY DIAGNOSTIC LAB			3	100%	3
SUN TERRACE HEALTH CARE CENTER			3	100%	3
DOCTOR 4 U CLINIC		1	2	67%	3
GRASSY SPRAIN PHARMACY INC		3			3
BOLING, STEPHANIE		3			3
AUSTIN PUBLIC HEALTH			3	100%	3
HIALEAH SHORES NURSING AND		2	1	33%	3
HELIX LW UC		1	2	67%	3
MEDEXPRESS URGENT CARE, HERMITAGE		1	2	67%	3
BRIGHAM AND WOMEN'S HOSPITAL			3	100%	3
C19 LABS			3	100%	3
ROYAL PALM RETIREMENT CENTRE		3			3

COVID-19: testing by laboratory

Data through Apr 11, 2021 verified as of Apr 12, 2021 at 09:25 AM

Data in this report are provisional and subject to change.

The numbers in the table below represent the number of Florida and non-Florida residents for whom test results were received by the Department of Health. A person can be tested by more than one laboratory and can have both positive and negative results. **Therefore, the sum of the numbers in each column will be larger than the total number of people tested.**

Reporting lab	Inconclusive	Negative	Positive	Percent positive	Total
NEW YORK STATE DEPARTMENT OF HEALTH		1	2	67%	3
MEDEXPRESS URGENT CARE, CHAMBERSBURG		2	1	33%	3
KISSIMMEE URGENT CARE		3			3
OLEAN GENERAL HOSPITAL		3			3
GEISINGER COMMUNITY MEDICAL CENTER			3	100%	3
NORTHCREST MEDICAL CENTER		1	2	67%	3
CLEARWATER		2	1	33%	3
MID-FLORIDA PATHOLOGY LLC - MOBILE UNIT # 3		1	2	67%	3
CVS MA920POCT CLINTON		3			3
PROMPT CARE OF CENTRAL FLORIDA LLC			3	100%	3
CHEROKEE COUNTY HEALTH AND REHAB CENTER		3			3
2412 LEBANON PIKE		2	1	33%	3
Huntington Health Care and Rehabilitation Center		3			3
FELICIDAD MEDICAL CENTER INC			3	100%	3
MEDEXPRESS URGENT CARE - NORTH LITTLE		2	1	33%	3
STARLING AT SAN JOSE			3	100%	3
IP BOISE 1		2	1	33%	3
FLAGLER FAMILY MEDICINE PA			3	100%	3
CVS PA4000POCT INDIANA		3			3
FAMILY TREE MEDICAL GROUP PA		2	1	33%	3
MEDEXPRESS URGENT CARE-CLOQUET		3			3
MEDEXPRESS URGENT CARE - RICHMOND, W BROAD ST		3			3
NEWSTAR MEDICAL LABORATORIES		3			3
Rosedale Green		3			3
MEDEXPRESS URGENT CARE - TOPEKA, SW WANAMAKER RD		3			3
SEMINOLE FAMILY HEALTH CENTER		3			3
NORTHERN LIGHT LABORATORY		1	2	67%	3
FLORIDA MEDICAL CENTER			3	100%	3
TARRANT COUNTY PUBLIC HEALTH		3			3
MEDIC INFUSION PA		3			3
CVS MA1945POCT HANOVER		3			3
Heartland Healthcare Center Boca Raton			3	100%	3
COVANCE CLS			3	100%	3
NHC DICKSON		3			3
THE PATHOLOGY LABORATORY		1	2	67%	3
OMNI HEALTHCARE INC		1	2	67%	3
WALGREENS #05477		3			3
SIGNATURE CARE PFLUGERVILLE			3	100%	3
CVS SC5471POCT LEXINGTON		2	1	33%	3
MINUTECLINIC DIAGNOSTIC, PA		3			3
MERCY HEALTH			3	100%	3
TEMPUS_LABS			3	100%	3
PEDIATRICS AND ADOLESCENT MEDICINE		2	1	33%	3
AZALEALAND NURSING HOME		3			3
WALGREENS #3811		1	2	67%	3
NEXTCARE WYOMING LLC			3	100%	3
MEDEXPRESS URGENT CARE-CHIPPEWA		2	1	33%	3

COVID-19: testing by laboratory

Data through Apr 11, 2021 verified as of Apr 12, 2021 at 09:25 AM

Data in this report are provisional and subject to change.

The numbers in the table below represent the number of Florida and non-Florida residents for whom test results were received by the Department of Health. A person can be tested by more than one laboratory and can have both positive and negative results. **Therefore, the sum of the numbers in each column will be larger than the total number of people tested.**

Reporting lab	Inconclusive	Negative	Positive	Percent positive	Total
VICAR'S LANDING NURSING HOME		2	1	33%	3
CVS MA1006POCT BROCKTON		3			3
MIDWAY SPECIALTY CARE RX LLC		1	2	67%	3
CELEBRATION PRIMARY CARE ASSOCIATES LLC		3			3
LEE MEMORIAL HOSPITAL BLOOD GAS LAB			3	100%	3
CVS NC7548POCT FUQUAY VARINA		2	1	33%	3
MAYO		1	2	67%	3
CORNERSTONE DRUG AND GIFT INC		3			3
CVS MA969POCT PALMER		3			3
HEARTLAND - CHARLESTON OF HANAHAN SC,		3			3
EXPEDIAN URGENT CARE			3	100%	3
LEE CONVENIENT CARE AT SUMMERLIN			3	100%	3
CVS MINUTE CLINIC DIAGNOSTIC MED GRP		3			3
FAMILY FIRST PEDIATRICS			3	100%	3
EMERALD TRACE		3			3
LPG PEDIATRICS AT LEHIGH ACRES		2	1	33%	3
HOUSTON METHODIST HOSPITAL			3	100%	3
Granville Center	1	2			3
CVS CT288POCT BRISTOL		2	1	33%	3
PHYSICIANS CARE INC		1	2	67%	3
CVS PA7611POCT ALLISON PARK		3			3
ST. LUKE'S HOSPITAL - BETHLEHEM CAMPUS		1	2	67%	3
IOWA DEPARTMENT OF PUBLIC HEALTH			3	100%	3
BNC Medical Investors, LLC Berrien Nursing & Rehabilitation Center		3			3
PHYSICIANS MEDICAL CENTER		3			3
Kings County Hospital Center			3	100%	3
BRANDON REGIONAL EMERGENCY CTR			3	100%	3
INTERCOASTAL FAMILY PRATICE		1	2	67%	3
ASPEN VALLEY HOSPITAL			3	100%	3
JUPITER INTERNAL MEDICINE AND ASSOCIATES			3	100%	3
PRECIDENT FLORIDA		3			3
MPG JACKSONVILLE ATLANTIC BLVD		1	2	67%	3
URGENT DOC - URGENT CARE CLINIC			3	100%	3
John Knox Manor Inc II		2	1	33%	3
NEW GEN LABS			3	100%	3
THE CENTER FOR DISCOVERY		3			3
Kroger 093 - The Little Clinic Stapleton		2	1	33%	3
CARECENTER PHARMACY, LLC		3			3
VIRTUA MEMORIAL HOSPITAL BURLINGTON COUNTY		1	2	67%	3
Kroger 387 - The Little Clinic Hubbards Lane		3			3
INSPIRA MEDICAL CENTER VINELAND LAB		2	1	33%	3
24TH WEAPONS OF MASS DESTRUCTION - CIVIL SUPPORT		3			3
BASCOM PALMER EYE INSTITUTE			3	100%	3
BAPTIST HOSPITAL NURSING/PATIENT CARE			3	100%	3
MINUTECLINIC DIAGNOSTIC OF NEVADA-9586		2	1	33%	3
LITTLE SPURS PEDIATRIC URGENT CARE		1	2	67%	3
THOMAS LANGLEY			3	100%	3

COVID-19: testing by laboratory

Data through Apr 11, 2021 verified as of Apr 12, 2021 at 09:25 AM

Data in this report are provisional and subject to change.

The numbers in the table below represent the number of Florida and non-Florida residents for whom test results were received by the Department of Health. A person can be tested by more than one laboratory and can have both positive and negative results. **Therefore, the sum of the numbers in each column will be larger than the total number of people tested.**

Reporting lab	Inconclusive	Negative	Positive	Percent positive	Total
COMMUNITY HEALTH CENTERS INC			3	100%	3
SOUTH LAKE FAMILY HEALTH CENTER			3	100%	3
NOVA SOUTHEASTERN UNIVERSITY		2	1	33%	3
St. Josephs Hospital		1	2	67%	3
CVS IN6757POCT COLUMBUS		3			3
AMI ST FRANCIS HOSPITAL LABORATORY		2	1	33%	3
MT CARMEL PHARMACY INC		3			3
NORTHWEST FLORIDA CLINICAL LAB		1	2	67%	3
ADVANCED HEART CARE OF SOUTH FLORIDA		3			3
BRENTWOOD SENIOR LIVING AT ST PETE			3	100%	3
MANATEE URGENT CARE LLC			3	100%	3
Kroger 758 - The Little Clinic Providence		3			3
APEX CLINICAL LABORATORIES INC		3			3
DEBORAH HEART AND LUNG CENTER		3			3
EXCEL URGENT CARE OF NJ, LLC		1	2	67%	3
EXETER HOSPITAL		3			3
NORTH CAROLINA DEPT OF HEALTH & HUMAN SRVCS STATE LAB OF PUBLIC HEALTH			3	100%	3
Fort Gaines Health and Rehab		3			3
CVS TX7675POCT RED OAK		1	2	67%	3
Cleveland Clinic Weston			3	100%	3
WYOMING DEPT OF HEALTH			3	100%	3
Englewood Health and Rehab			3	100%	3
CARENOW-ATASCOCITA			3	100%	3
Magnolia Health and Rehab Center			3	100%	3
YATES COUNTY PUBLIC HEALTH		3			3
AFC URGENT CARE/FARRAGUT			3	100%	3
CERTIVIA LABORATORIES			3	100%	3
CANOPY PEDIATRICS		3			3
EASTSIDE MEDICAL CENTER		3			3
MARTIN MEDICAL CENTER INC		1	2	67%	3
ASPIRUS WAUSAU HOSPITAL			3	100%	3
FLORIDA HOSPITAL LABORATORIES		3			3
NASSAU COUNTY HEALTH DEPARTMENT-FERNANDINA BEACH C		3			3
BAPTIST OUTPATIENT SERVICES			3	100%	3
Village on the Green			3	100%	3
CVS TX7156POCT RICHARDSON		3			3
ADVENT HEALTH MEDICAL GROUP FAMILY MEDICINE			3	100%	3
MINUTECLINIC DIAGNOSTIC OF OHIO #6192		3			3
SENTARA NORFOLK GENERAL HOSPITAL CENTRAL LAB			3	100%	3
MEDEXPRESS URGENT CARE GREENSBURG		2	1	33%	3
NORTH SHORE HOSP. INFECTION CONTROL			3	100%	3
FLORIDA MENTOR-POINT WEST CLUSTER		3			3
CVS M05727POCT PLATTE CITY		3			3
ACL LABORATORIES INDUSTRIAL TOXICOLOGY			3	100%	3
HEALGEN SCIENTIFIC			3	100%	3
MERCY HOSPITAL			3	100%	3
FIRST CARE - MIDDLESBORO			3	100%	3

COVID-19: testing by laboratory

Data through Apr 11, 2021 verified as of Apr 12, 2021 at 09:25 AM

Data in this report are provisional and subject to change.

The numbers in the table below represent the number of Florida and non-Florida residents for whom test results were received by the Department of Health. A person can be tested by more than one laboratory and can have both positive and negative results. **Therefore, the sum of the numbers in each column will be larger than the total number of people tested.**

Reporting lab	Inconclusive	Negative	Positive	Percent positive	Total
BROOKDALE LAKE MARY			3	100%	3
FLORIDA HOSPITAL PHYSICIANS GROUP		1	2	67%	3
MINUTECLINIC DIAG OF IND, LLC #6483		1	2	67%	3
Kroger 768 - The Little Clinic Leestown Rd		2	1	33%	3
TAMPA		1	2	67%	3
SUMMIT MEDICAL GROUP – WEST ORANGE		3			3
MEDEXPRESS URGENT CARE - LITTLE ROCK		2	1	33%	3
BROOKDALE OAKBRIDGE		1	2	67%	3
WEILL CORNELL MEDICAL ASSOCIATES - EAST SIDE		3			3
Wynfield Park Health and Rehabilitation		3			3
ADVICE FOR OPTIMAL WELLNESS, INC			3	100%	3
MEDICAL CENTER OF CENTRAL GEORGIA			3	100%	3
Medilodge of Montrose		3			3
MEDEXPRESS URGENT CARE - CHERRY HILL		3			3
SKIN WELLNESS PHYSICIANS LLC		3			3
RAPID CITY RUGENT CARE			3	100%	3
Lakeview Village		3			3
Englewood Health Care Center		3			3
MED FUSION			3	100%	3
GENDERXPRESS/PICTURE ME PERFECT IMAGING			3	100%	3
WOMACK ARMY MEDICAL CENTER			3	100%	3
HARBOUR'S EDGE		2	1	33%	3
CVS NH6596POCT HAMPTON		3			3
WHOLE CHILD PEDIATRICS			3	100%	3
CALLE OCHO DIALYSIS			3	100%	3
FREDERICK MEMORIAL HOSPITAL			3	100%	3
ALLIANCE LABS @LRMC			3	100%	3
OHIO HEALTH DOCTORS HOSPITAL			3	100%	3
THE DOCTORS OFFICE OF BRICK, LLC		3			3
VA SALT LAKE CITY HCS		3			3
FOUR WINDS BEHAVIORAL HEALTH		3			3
WALGREENS #04311		3			3
ALLIED PHYSICIANS GROUP PLLC		3			3
CVS AZ9290POCT PHOENIX		3			3
CVS TX19POCT SPRING		3			3
WALGREENS #10264		3			3
CHILDREN'S HEALTHCARE OF ATLANTA AT EG		3			3
CVS IL2297144CV CHICAGO		3			3
Kroger 571 - The Little Clinic Hendersonville		1	2	67%	3
CENTRAL DUPAGE HOSPITAL			3	100%	3
STARMED FAMILY & URGENT CARE			3	100%	3
CVS NJ837POCT MARLTON		3			3
HARBORCHASE OF STUART			3	100%	3
MEDEXPRESS URGENT CARE-WILKINS TOWNSHIP, WILLIAM PENN HIGHWAY		3			3
EXCEL URGENT CARE OF PARAMUS LLC		3			3
TIFTON CARECONNECT URGENT CARE			3	100%	3
MEDEXPRESS URGENT CARE - RUNNEMEDE		1	2	67%	3

COVID-19: testing by laboratory

Data through Apr 11, 2021 verified as of Apr 12, 2021 at 09:25 AM

Data in this report are provisional and subject to change.

The numbers in the table below represent the number of Florida and non-Florida residents for whom test results were received by the Department of Health. A person can be tested by more than one laboratory and can have both positive and negative results. **Therefore, the sum of the numbers in each column will be larger than the total number of people tested.**

Reporting lab	Inconclusive	Negative	Positive	Percent positive	Total
WAL-MART STORES EAST LP		2	1	33%	3
FAMILY CARE SPECIALISTS OF ORLANDO			3	100%	3
Kroger 627 - The Little Clinic Castleberry		2	1	33%	3
MEDEXPRESS URGENT CARE - HACKETTSTOWN		2	1	33%	3
F W HUSTON MEDICAL CENTER SENIOR LIVIN		3			3
WALGREENS # 09788		3			3
Broadview Multi-Care Center		3			3
AFFORDABLE PRIMARY CARE LLC		3			3
WEST COCOA PHARMACY			3	100%	3
CGH MEDICAL CENTER			3	100%	3
CROSSROADS URGENT CARE PLLC		3			3
CVS IN6572POCT INDIANAPOLIS		3			3
MEDICAL CITY DALLAS HOSPITAL			3	100%	3
SOFTLAB			3	100%	3
PANCARE HEALTH - FRANKLIN CO			3	100%	3
EASTMAN HEALTHCARE & REHAB		3			3
AFC URGENT CARE GUNBARREL			3	100%	3
VIRGINIA DIVISION OF CONSOLIDATED LABORATORIES			3	100%	3
HILLVIEW LABORATORY			3	100%	3
CAREHERE LLC			3	100%	3
NEBRASKA DEPARTMENT OF HEALTH AND HUMAN SERVICES			3	100%	3
MOBILE HEALTH MEDICAL SERVICES PC		3			3
PREMIER MOBILE HEALTH SERVICES, LLC		1	2	67%	3
SERENADES BY SONATA		1	2	67%	3
COMMUNICABLE DISEASE CONTROL/PUBLIC HEALTH EMERGENCY PREPAREDNESS			3	100%	3
SAN JUAN REGIONAL MEDICAL CENTER		3			3
BROOME COUNTY HEALTH DEPARTMENT		2	1	33%	3
SSM HEALTH ST LOUIS MICROBIOLOGY LABORATORY		1	2	67%	3
FLORIDA MEDICAL ASSOCIATES		3			3
BAPTIST PRIMARY CARE, INC.		2	1	33%	3
SKIPPACK MEDICAL LAB			3	100%	3
THE DOCTOR'S OFFICE OF WEST CALDWELL		3			3
TRUE HEALTH – LAKE UNDERHILL		3			3
PREMIER CLINICAL RESEARCH INSTITUTE INC			3	100%	3
SINAI POST ACUTE NURSING AND REHAB CE		3			3
MEDICAL CENTER OF THE ROCKIES			3	100%	3
NATIONAL JEWISH HEALTH			3	100%	3
CLARA MAASS TRANSITIONAL CARE UNIT		3			3
PEDIATRICS BY THE SEA JOG RD OFFICE			3	100%	3
VA PRIMARY CARE ANNEX			3	100%	3
COASTAL SKIN SURGERY AND DERMATOLOGY PL		3			3
CVS IL3163POCT OAK PARK		3			3
ADVENT HEALTH - CENTRAL PASCO ER			3	100%	3
NORTH DAKOTA DEPT OF HEALTH MICROBIOLOGY		1	2	67%	3
CVS AZ1720POCT QUEEN CREEK		3			3
CAPTIAL REGIONAL MEDICAL CENTER			3	100%	3
ADVENTHEALTH MEDICAL GROUP ADULT AND SENIOR HEALTH			3	100%	3

COVID-19: testing by laboratory

Data through Apr 11, 2021 verified as of Apr 12, 2021 at 09:25 AM

Data in this report are provisional and subject to change.

The numbers in the table below represent the number of Florida and non-Florida residents for whom test results were received by the Department of Health. A person can be tested by more than one laboratory and can have both positive and negative results. **Therefore, the sum of the numbers in each column will be larger than the total number of people tested.**

Reporting lab	Inconclusive	Negative	Positive	Percent positive	Total
GREENTREE MEDICAL CENTER			3	100%	3
MARLBORO URGENT CARE		3			3
PICHARDO CLINIC, THE		1	2	67%	3
LIVINGSTON COUNTY DEPT OF HEALTH REPRO			3	100%	3
CARESPOT-WELLINGTON			3	100%	3
CVS TX2876POCT PROSPER		3			3
SOUTH MIAMI HOSPITAL			3	100%	3
THE OASIS BEACHSIDE		3			3
CONCENTRA - ORLANDO SOUTH II		3			3
WALGREENS NO 19542		3			3
NEMOURS CHILDRENS PRIMARY CARE HORIZON WEST			3	100%	3
PIEDMONT FAYETTE HOSPITAL		2	1	33%	3
ADVENTHEALTH SEBRING- INFECTION CONTROL DEPARTMENT			3	100%	3
CCRX OF NORTH CAROLINA, LLC		2	1	33%	3
CVS NC2749POCT CONCORD		3			3
LRHS Florida Poly Tech		3			3
MINUTECLINIC DIAGNOSTIC OF PA LLC		3			3
LEESBURG COMMUNITY HEALTH CENTERS			3	100%	3
VELOCITY CARE			3	100%	3
ADVENTHEALTH WATERMAN COMMUNITY CLINIC			3	100%	3
SCIENTIFIC LABORATORY DIVISION			3	100%	3
AVALON MEDICAL GROUP		1	2	67%	3
LIFE CARE CENTER OF SKAGIT VALLEY		3			3
Bainbridge Health and Rehab		3			3
CVS CA9485POCT MISSION VIEJO		3			3
Gracemore Nursing and Rehab		3			3
Oak Creek Terrace		3			3
INTERNAL MEDICINE AND WOUND CARE SPECIALIST LLC		3			3
MONTANA PUBLIC HEALTH LAB			3	100%	3
PARRISH MEDICAL CENTER-WAIVED TESTING		3			3
CVS TN7144POCT BARTLETT		3			3
INTERNAL MEDICINE & PEDIATRICS WELLNESS CENTER			3	100%	3
SOUTH BAY CORRECTIONAL FACILITY			3	100%	3
ADVENTHEALTH MEDICAL GROUP PEDIATRICS AT APOPKA		3			3
CVS PA7132POCT THORNDALE		3			3
UHEALTH JACKSON URGENT CARE - CUTLER BAY		1	2	67%	3
ST JOSEPHS HOSPITAL PATHOLOGY LAB		3			3
BOSTON MEDICAL CENTER			3	100%	3
BELL-MINOR HOME		3			3
MEMORIAL HERMANN			3	100%	3
CVS IL8753POCT CHICAGO		3			3
SUNDALE NURSING HOME		3			3
CVS CA9803POCT RIVERSIDE		3			3
MINUTECLINIC DIAG OF IND, LLC #5369		2	1	33%	3
CVS IL2798POCT CHICAGO		1	2	67%	3
MEDICAL SERVICES OF AMERICA HOME HEALTH		3			3
CAMPAZZI CONCIERGE MEDICAL SERVICES		2	1	33%	3

COVID-19: testing by laboratory

Data through Apr 11, 2021 verified as of Apr 12, 2021 at 09:25 AM

Data in this report are provisional and subject to change.

The numbers in the table below represent the number of Florida and non-Florida residents for whom test results were received by the Department of Health. A person can be tested by more than one laboratory and can have both positive and negative results. **Therefore, the sum of the numbers in each column will be larger than the total number of people tested.**

Reporting lab	Inconclusive	Negative	Positive	Percent positive	Total
WINDSOR AT OCALA		2	1	33%	3
QUALITY LABORATORY SERVICE		2	1	33%	3
UNITY HEALTH AND REHABILITATION CENTER			3	100%	3
Good Samaritan Society - Fairfield Glade		3			3
STEAMBOAT EMERGENCY CENTER			3	100%	3
PRISMA HEALTH MIDLANDS			3	100%	3
15 TO KNOW			3	100%	3
LEXINGTON MEDICAL CENTER		1	2	67%	3
MINUTECLINIC, LLC #05814		3			3
DASCENA LAB			3	100%	3
Walgreens #5984		3			3
UNIVERSITY OF KANSAS MEDICAL CENTER			3	100%	3
CVS TX5807POCT PEARLAND		3			3
MINUTECLINIC DIAGNOSTIC OF NEW MEXICO LLC #7552		3			3
CVS SC4382POCT SPARTANBURG		3			3
NORTH NAPLES HOSPITAL RESPIRATORY THERAPY DEPARTMENT			3	100%	3
MUNSON MEDICAL CENTER			3	100%	3
SPRING LAKE REHABILITATION CENTER			3	100%	3
NORTHWELL HEALTH			3	100%	3
MEDEXPRESS URGENT CARE - ANDERSON		3			3
HELIX URGENT CARE			3	100%	3
MEDEXPRESS URGENT CARE, BELLE VERNON		3			3
BAPTIST HEALTH SURGERY CENTER AT NORTHPOINT			3	100%	3
GULF COAST IMMEDIATE CARE CENTER		1	2	67%	3
CVS IL4778POCT EVANSTON		3			3
CVS CA9103POCT ESCONDIDO		3			3
COMMUNITY MEDICAL CENTER			3	100%	3
ORLANDO AIRPORT DIALYSIS		3			3
HALIFAX HEALTH CARE FOR WOMEN		3			3
CTRS			3	100%	3
UVA HEALTH SYSTEM MEDICAL LABORATORIES			3	100%	3
HEALTH AND WELLNESS URGENT CARE LLC			3	100%	3
CVS MO8555POCT KANSAS CITY		3			3
CVS KS676POCT LAWRENCE		2	1	33%	3
MIDDLETON PEDIATRICS			3	100%	3
ACCESS 365 URGENT CARE LLC		1	2	67%	3
ACCESS LABORATORIES LLC			3	100%	3
EVENING PEDIATRICS INC		1	2	67%	3
PARKLAND HEALTH & HOSPITAL			3	100%	3
ESCO DRUG CO INC		3			3
Hackensack Univ Medical Center At Pasc		2	1	33%	3
STRINGFELLOW MEMORIAL HOSPITAL		3			3
ADVENTHEALTH IMAGING LAKE NONA		1	2	67%	3
TAYLOR MANOR		1	2	67%	3
MINUTECLINIC DIAG OF IND, LLC #6908		3			3
US SPECIALTY LABS			3	100%	3
WOODMARK AT UPTOWN ASSISTED LIVING		3			3

COVID-19: testing by laboratory

Data through Apr 11, 2021 verified as of Apr 12, 2021 at 09:25 AM

Data in this report are provisional and subject to change.

The numbers in the table below represent the number of Florida and non-Florida residents for whom test results were received by the Department of Health. A person can be tested by more than one laboratory and can have both positive and negative results. **Therefore, the sum of the numbers in each column will be larger than the total number of people tested.**

Reporting lab	Inconclusive	Negative	Positive	Percent positive	Total
CVS IN6551POCT MOORESVILLE		3			3
NEBRASKA MEDICAL CENTER			3	100%	3
MEDEXPRESS URGENT CARE-ARLINGTON		2	1	33%	3
COL CROSSROAD		1	2	67%	3
VA OUTPATIENT CLINIC-NEW PORT RICHEY			3	100%	3
CORTLAND COUNTY HEALTH DEPARTMENT		3			3
SUPER HEALTH PHARMACY LLC		3			3
CENTURY LINK SPORTS COMPLEX			3	100%	3
NORTH BROWARD HOSPITAL DISTRICT HEALTHCARE FOR THE HOMELESS			3	100%	3
ANN STORCK CENTER INC		3			3
LAURELLWOOD NURSING CENTER		1	2	67%	3
CROSSVILLE MEDICAL GROUP		1	2	67%	3
PROPATH			3	100%	3
MEDEXPRESS URGENT CARE, HANOVER		2	1	33%	3
SPARROW CENTRAL LAB			3	100%	3
COVID PROCESSING SITE			3	100%	3
MEDFUSION		2	1	33%	3
Maryfield Inc. dba Pennybyrn		3			3
NORTHEAST FLORIDA INTERNAL MEDICINE PA		3			3
Wilkes-Barre VAMC		3			3
MANORCARE NURSING & REHABILITATION CENTER-NAPLES		3			3
BOONES CREEK URGENT CARE		1	2	67%	3
GARCIA MORALES NELSON			3	100%	3
MEDEXPRESS URGENT CARE - JEANNETTE		3			3
CUMBERLAND MEDICAL CENTER INC		3			3
SOLERA SPECIALTY PHARMACY LLC		2	1	33%	3
ORCHID COVE DAYTONA			3	100%	3
CVS PA2687POCT EXTON		3			3
MEDEXPRESS URGEN CARE - EAST BRUNSWICK		3			3
EMORY JOHNS CREEK HOSPITAL		3			3
SUMMERFIELD RETIREMENT LIVING, INC			2	100%	2
MAURY REGIONAL MEDICAL CENTER		2			2
GILA REGIONAL MEDICAL CENTER		2			2
PEACE RIVER MEDICAL CENTER		2			2
MIRAMAR KIDNEY CENTER		1	1	50%	2
BAYCARE OUTREACH LAB			2	100%	2
ADVENTHEALTH MEDICAL GROUP FAMILY AND INTERNAL		1	1	50%	2
CHNJ		2			2
UT PATH			2	100%	2
PUBLIX PHARMACY #1048		2			2
KJ MEDICAL PRACTICE PC		2			2
PREMIER FAMILY CARE I, INC			2	100%	2
Piney Grove Nursing and Rehabilitation Center		2			2
PALM WEST INTERNIST PA			2	100%	2
MORRISTOWN MEMORIAL HOSPITAL		2			2
VALLEY MEDICAL LABORATORY			2	100%	2
NEMOURS CHILDREN'S PRIMARY CARE THE VILLAGES		2			2

COVID-19: testing by laboratory

Data through Apr 11, 2021 verified as of Apr 12, 2021 at 09:25 AM

Data in this report are provisional and subject to change.

The numbers in the table below represent the number of Florida and non-Florida residents for whom test results were received by the Department of Health. A person can be tested by more than one laboratory and can have both positive and negative results. **Therefore, the sum of the numbers in each column will be larger than the total number of people tested.**

Reporting lab	Inconclusive	Negative	Positive	Percent positive	Total
Kroger 686 - The Little Clinic Farragut		2			2
INTERMOUNTAIN MEDICAL CENTER			2	100%	2
QUEST DIAGNOSTICS INCORPORATED			2	100%	2
AHC Forest cove		2			2
MELBOURNE URGENT CARE			2	100%	2
MARYWOOD NURSING CARE CENTER		2			2
Henry County Health and Rehabilitation		2			2
OHSU LABORATORY SERVICES		2			2
TRIDENT ANTI AGING LLC			2	100%	2
AHC Humboldt		2			2
WELLMED AT SOUTH STUART		2			2
Mary Anna Nursing Home		2			2
INTEGRITY CLINICAL RESEARCH CENTER INC		1	1	50%	2
Waycross Health and Rehabilitation		2			2
SYMPHONY OF BUFFALO GROVE		2			2
NAVAL MEDICAL CENTER			2	100%	2
SYNEOS HEALTH			2	100%	2
EDGEWATER RETIREMENT MANOR			2	100%	2
RAINY LAKE MEDICAL CENTER			2	100%	2
BAYOU GARDENS DUNEDIN LLC		2			2
MEDEXPRESS URGENT CARE - LINCOLN N 26T		2			2
GREEN POINT RX INC DBA ALTRU CHEMISTS		2			2
INTERNAL MEDICINE SPECIALISTS MEDICAL GROUP, PA		2			2
VITAL CARE CLINIC, LLC			2	100%	2
MEMORIAL SLOAN KETTERING CANCER CENTER		1	1	50%	2
Walgreens #19019		2			2
Absolut Care at Three Rivers		2			2
PEDIATRICS IN NORTH FLORIDA PA			2	100%	2
ALBUQUERQUE - AMG SPECIALTY HOSPITAL		2			2
NORTHSIDE FAMILY MEDICINE AND URGENT CARE (EAST COBB)		2			2
DOWN HOME MEDICAL			2	100%	2
UW HOSPITAL AND CLINICS		1	1	50%	2
BERGEN COUNTY SURGICAL AND ENDOSCOPY CENTER		2			2
JACKSON LABORATORY OF GENOMIC MEDICINE		2			2
Iron County Medical Care Facility		2			2
RABI SINHA, MD		2			2
AL MANI HEALTH INSTUTUTE		2			2
STAGES OF LIFE MEDICAL INSTITUTE			2	100%	2
Eugene J. Towbin Healthcare Center		2			2
UWMC MONTLAKE DEPT OF LAB MED			2	100%	2
MEDEXPRESS URGENT CARE - DERBY N ROCK		2			2
MAWD PATHOLOGY GROUP			2	100%	2
WALGREENS #13605		2			2
GULF COAST REGIONAL MEDICAL CARE		2			2
HOME ACCESS HEALTH			2	100%	2
LEGACY ER & URGENT CARE - FRISCO WEST			2	100%	2
MD NOW URGENT CARE MEDICAL CENTERS INC			2	100%	2

COVID-19: testing by laboratory

Data through Apr 11, 2021 verified as of Apr 12, 2021 at 09:25 AM

Data in this report are provisional and subject to change.

The numbers in the table below represent the number of Florida and non-Florida residents for whom test results were received by the Department of Health. A person can be tested by more than one laboratory and can have both positive and negative results. **Therefore, the sum of the numbers in each column will be larger than the total number of people tested.**

Reporting lab	Inconclusive	Negative	Positive	Percent positive	Total
OAKMONT EAST- GREENVILLE SC, LLC		2			2
Crowne Health Care of Mobile		2			2
CVS NC2559POCT CHARLOTTE		2			2
Garden Care Center		2			2
THE FOUNTAIN AT BOCA CIEGA BAY		2			2
SPECTRA EAST INC		1	1	50%	2
HELEN HAYES HOSPITAL LABORATORY		2			2
MEDEXPRESS URGENT CARE - SPRINGDALE, S 40TH STREET		2			2
DEER'S HEAD CENTER		2			2
DIVERSE MEDICAL CARE LLC			2	100%	2
NEW YORK CITY DEPARTMENT OF HEALTH			2	100%	2
Michael J Crescenz VA Outpatient Dialysis Center		2			2
MEDEXPRESS URGENT CARE - ST CLAIR, CLOVER DR.		1	1	50%	2
Kroger 853 - The Little Clinic East Broad Street		2			2
PRECISION DIAGNOSTIC INC		2			2
Stillwater Healthcare		2			2
NEWTON MEMORIAL HOSPITAL		2			2
MIDWAY PRIMARY CARE LLC		2			2
WATERS PEDIATRIC CENTER			2	100%	2
NORTH MANATEE HEALTH CARE CENTER			2	100%	2
MAYO CLINIC GROUP PRACTICE LABORATORY			2	100%	2
CIGNA GATEWAY			2	100%	2
SOUTH DAKOTA DEPARTMENT OF HEALTH		2			2
FIRST CHOICE MEDICAL PC			2	100%	2
Beth Sholom Home of Eastern Virginia		1	1	50%	2
MAYO CLINIC COUMADIN CLINIC LABORATORY		1	1	50%	2
VA Greater LA HCS-Santa Maria OPC			2	100%	2
Harbert Hills Academy Nursing Home		2			2
INSPIRIT SENIOR LIVING			2	100%	2
ATVIVO LLC		2			2
ROCKWALL URGENT CARE			2	100%	2
A+ URGENT/PRIMARY CARE			2	100%	2
NATIONWIDE LABORATORY SERVICES		1	1	50%	2
GERM BUSTERS 911 LLC			2	100%	2
MANISTEE COUNTY MEDICAL CARE FACILITY		2			2
UNIVERSITY OF MIAMI HOSPITALS & CLINIC			2	100%	2
Kroger 647 - The Little Clinic Newnan Crossings		1	1	50%	2
ANDERSON COUNTY HOSPITAL			2	100%	2
COASTAL PEDIATRIC CARE			2	100%	2
VALUE DRUGS BRONXVILLE INC		2			2
MINUTECLINIC #1773		2			2
RANDOLPH COUNTY HEALTH & REHABILITATIO		2			2
BLACKBAG DIGITAL HEALTH LLC		2			2
CVS MA38POCT CHARLTON		2			2
OSF ST JOSEPH MEDICAL CENTER			2	100%	2
ROCKEFELLER UNIVERSITY CLINICAL GENOMICS LABORATOR		2			2
PRECISION CLINICAL RESEARCH			2	100%	2

COVID-19: testing by laboratory

Data through Apr 11, 2021 verified as of Apr 12, 2021 at 09:25 AM

Data in this report are provisional and subject to change.

The numbers in the table below represent the number of Florida and non-Florida residents for whom test results were received by the Department of Health. A person can be tested by more than one laboratory and can have both positive and negative results. **Therefore, the sum of the numbers in each column will be larger than the total number of people tested.**

Reporting lab	Inconclusive	Negative	Positive	Percent positive	Total
CPL LABS			2	100%	2
WISCONSIN STATE LABORATORY OF HYGIENE		1	1	50%	2
IM&P WELLNES CENTER			2	100%	2
SPARTANBURG REGIONAL MEDICAL CENTER			2	100%	2
MADISON HOSPITAL LABORATORY			2	100%	2
ADVANTA ANALYTICAL LABORATORIES			2	100%	2
FHPG SURGICAL ASSOCIATES OF EAST PASCO			2	100%	2
Kroger 672 - The Little Clinic Bill Kennedy & Glenwood		2			2
Sanford Health & Rehabilitation			2	100%	2
DOCTORS MEDICAL CTR OF WALTON COUNTY			2	100%	2
MANASOTA PEDIATRICS			2	100%	2
SWEETWATER NURSING CENTER		2			2
CROSTOWN PHARMACY		2			2
MEDEXPRESS URGENT CARE, MOSSIDE		2			2
CHRISTIAN REST HOME ASSOC		2			2
441 URGENT CARE-MULBERRY			2	100%	2
FLORIDA MEDICAL CLINIC IM LUTz			2	100%	2
MYKIDZMD PEDIATRICS PLLC		2			2
POPLAR HEALTHCARE			2	100%	2
Providence of Sparta Health and Rehabilitation		2			2
PREVENTIVE HEALTH PARTNERS I L S C		2			2
VISITING PHYSICIANS OF THE TREASURE COAST LLC			2	100%	2
Great Lakes Health Center			2	100%	2
HEALTH EXPRESS URGENT CARE			2	100%	2
ASCENSION ST VINCENT'S RIVERSIDE			2	100%	2
STATCARE URGENT AND WALK-IN			2	100%	2
STATE OF FLORIDA			2	100%	2
EXCEPTIONAL EMERGENCY CENTER - AMARILLO			2	100%	2
SPRINGFIELD HOSPITAL LABORATORY			2	100%	2
SHANDS JACKSONVILLE CLINICAL CENTER		1	1	50%	2
WASHINGTON STATE DEPARTMENT OF HEALTH PUBLIC HEALTH LABORATORIES			2	100%	2
Kroger 096 - The Little Clinic Orchard and Holly		2			2
DIAGNOSTIC CLINIC MEDICAL GROUP INC		2			2
KEATING SPORTS CENTER		2			2
Lynwood		2			2
UK HEALTHCARE			2	100%	2
Holiday Retirement Home			2	100%	2
SPECIALTY LABORATORIES			2	100%	2
WALGREENS NO 10512		1	1	50%	2
MIDDLEBURG PEDIATRICS			2	100%	2
WillowBrooke Court at Westminster Village		2			2
SOUTHEASTERN INSTITUTE OF RESTORATIVE MEDICINE		1	1	50%	2
Elba Nursing and Rehabilitation Center, LLC		2			2
MEMORIAL HOSPITAL OF SOUTH BEND			2	100%	2
ADVANCED MEDICAL CARE			2	100%	2
CLEVELAND CLINIC FLORIDA LABORATORY			2	100%	2
RAPID RESULT CORP LLC		1	1	50%	2

COVID-19: testing by laboratory

Data through Apr 11, 2021 verified as of Apr 12, 2021 at 09:25 AM

Data in this report are provisional and subject to change.

The numbers in the table below represent the number of Florida and non-Florida residents for whom test results were received by the Department of Health. A person can be tested by more than one laboratory and can have both positive and negative results. **Therefore, the sum of the numbers in each column will be larger than the total number of people tested.**

Reporting lab	Inconclusive	Negative	Positive	Percent positive	Total
Cortland Acres Association		2			2
PALMETTO FAMILY HEALTH CENTER			2	100%	2
GRANDVIEW COLLEGE STUDENT HEALTH CENTE		2			2
LILY PHARMACY		2			2
Kroger 739 - The Little Clinic La Grange Road		2			2
SPRING HILL REGIONAL HOSPITAL			2	100%	2
GILBERT MEDICAL GROUP			2	100%	2
MID-FLORIDA HEMATOLOGY AND ONCOLOGY CENTERS		2			2
SCIENTIFIC LABORATORY COMPANY		2			2
MEDEXPRESS URGENT CARE - LINCOLN VILLA		2			2
CVS KY2332POCT GEORGETOWN		1	1	50%	2
AMICUS MEDICAL CENTER LLC			2	100%	2
HAILE MEDICAL GROUP PA		2			2
RHODE ISLAND DEPARTMENT OF HEALTH LABORATORIES			2	100%	2
CVS PA371POCT PHILADELPHIA		2			2
CARTERSVILLE MEDICAL CENTER			2	100%	2
MAIN STREET MEDICAL CENTERS		2			2
FLORIDA DEPARTMENT OF HEALTH IN ESCAMBIA COUNTY		1	1	50%	2
METROHEALTH SYSTEM			2	100%	2
DNA DIAGNOSTICS CENTER		2			2
SCDHEC BUREAU OF LABORATORIES			2	100%	2
ALVERNO CLINICAL LABORATORIES			2	100%	2
CVS OH5457POCT POWELL		2			2
Jackson Health Care Facility			2	100%	2
HERNANDO CHILDREN'S			2	100%	2
SANITAS LAUDERDALE LAKES			2	100%	2
EXPRESS PHARMACY INC		1	1	50%	2
BAYCARE OUTREACH LAB WH SOUTH			2	100%	2
FLAGLER HOME CARE			2	100%	2
SPECTRUM HEALTH			2	100%	2
CVS TX7603POCT SAGINAW		2			2
MEMORIAL HOSPITAL OF CARBONDALE			2	100%	2
TANNER MEDICAL CENTER LABORATORY		2			2
CVS IN6608POCT NEW PALESTINE			2	100%	2
Kroger 777 - The Little Clinic Shelbyville		1	1	50%	2
MONICE DR.			2	100%	2
STARR CITY OF ROMA COMMUNITY CENTER			2	100%	2
UPS			2	100%	2
Medilodge of Monroe		2			2
BAYLOR COLLEGE OF MEDICINE			2	100%	2
Advanced Rehabilitation and Healthcare of Wichita Falls		2			2
MEDRITE MEDICAL CARE PC		2			2
BOCA RATON REGIONAL HOSPITAL INC			2	100%	2
New Jersey Aim At Smg		2			2
MEDEXPRESS URGENT CARE-MT PLEASANT		1	1	50%	2
CONWAY MEDICAL CENTER			2	100%	2
CARTER BLOOD CARE			2	100%	2

COVID-19: testing by laboratory

Data through Apr 11, 2021 verified as of Apr 12, 2021 at 09:25 AM

Data in this report are provisional and subject to change.

The numbers in the table below represent the number of Florida and non-Florida residents for whom test results were received by the Department of Health. A person can be tested by more than one laboratory and can have both positive and negative results. **Therefore, the sum of the numbers in each column will be larger than the total number of people tested.**

Reporting lab	Inconclusive	Negative	Positive	Percent positive	Total
MAGNOLIA ADULT, LLC			2	100%	2
CVS MA217POCT TEWKSBURY		2			2
AFC PHYSICIANS OF FLORIDA, PA			2	100%	2
Edinboro Manor		2			2
CHILDREN'S MEDICAL CENTER-EAST ORLANDO			2	100%	2
GALEN BAYLOR EXTENSION		2			2
MINUTECLINIC DIAGNOSTIC, PA #10252		2			2
CDK LIBERTY ENTERPRISES, LLC		2			2
First Care Living Center/Essentia Health			2	100%	2
URGENT CARE AND SURGERY CENTER			2	100%	2
ALLEGHENY GENERAL HOSPITAL			2	100%	2
WyndRidge Health & Rehabilitation		2			2
LEGACY LABORATORY SERVICES			2	100%	2
TMH PHYSICIAN PARTNERS MONTICELLO		1	1	50%	2
SOUTHERN BREEZE HEALTHCARE		1	1	50%	2
COVANCE			2	100%	2
The Palms Nursing and Rehabilitation		1	1	50%	2
UNIVERSTIY OF ILLINOIS HOSPITAL			2	100%	2
MC DIAGNOSTIC OF CONNECTICUT, PC #252		1	1	50%	2
U OF MIAMI MILLER SCHOOL OF MEDICINE			2	100%	2
PUTNAM COUNTY PUBLIC HEALTH UNIT		2			2
BAYSHORE MEDICAL CENTER			2	100%	2
LABCORP OF AMERICA HOLDINGS		1	1	50%	2
Walgreens #10207		2			2
VELOCITY URGENT CARE			2	100%	2
GINKGO-IXLAYER		2			2
UT AUSTIN UNIVERSITY HEALTH SERVICES			2	100%	2
ELITE MEDICAL LABORATORY SOLUTIONS LLC			2	100%	2
MEDEXPRESS URGENT CARE-BLOOMFIELD AVEN		2			2
VIRGINIA DEPT OF HEALTH OFFICE OF EPIDEMIOLOGY			2	100%	2
MEDSTAR HARBOR HOSPITAL			2	100%	2
Life Care Center of Elyria		2			2
OMEGA RESEARCH CONSULTANTS			2	100%	2
FIRST PREVENTION AND DIALYSIS CENTER LLC			2	100%	2
CVS CA9145POCT SANTEE		1	1	50%	2
SIGNAL DIAGNOSTICS DBA FLOWHEALTH LABS			2	100%	2
SPRINGHILL SENIOR RESIDENCE		2			2
DEVLAB, LLC			2	100%	2
Chatham Nursing and Rehab Center		2			2
MINUTECLINIC DIAGNOSTIC OF VIRGINIA, LLC #1980		2			2
MEASE COUNTRYSIDE HOSPITAL CARDIAC REH			2	100%	2
INSPIRE HEALTHCARE CENTER			2	100%	2
TULANE MEDICAL CENTER			2	100%	2
Kroger 745 - The Little Clinic Somerset		2			2
FLORIDA DEPARTMENT OF HEALTH PINELLAS COUNTY-			2	100%	2
NEW BRIDGE MEDICAL CENTER		2			2
CQUENTIA NGS, LLC			2	100%	2

COVID-19: testing by laboratory

Data through Apr 11, 2021 verified as of Apr 12, 2021 at 09:25 AM

Data in this report are provisional and subject to change.

The numbers in the table below represent the number of Florida and non-Florida residents for whom test results were received by the Department of Health. A person can be tested by more than one laboratory and can have both positive and negative results. **Therefore, the sum of the numbers in each column will be larger than the total number of people tested.**

Reporting lab	Inconclusive	Negative	Positive	Percent positive	Total
ONE MEDICAL GROUP		1	1	50%	2
DESERT HOSPITAL/CPHU CLINICAL LABORATORY			2	100%	2
Tidelands Health Rehabilitation Hospital			2	100%	2
CVS IL2788POCT BUFFALO GROVE		2			2
MEDERI CARETENDERS		1	1	50%	2
RDX BIOSCIENCE INC			2	100%	2
ST JOHN'S RIVERSIDE HOSPITAL		2			2
DEPT OF HEALTH			2	100%	2
Cottage of the Shoals		2			2
MINUTE CLINIC DIAGNOSTIC OF KANSAS PA		2			2
AUSTIN REGIONAL CLINIC MICROBIOLOGY LAB			2	100%	2
ADVENTIST HINSDALE HOSPITAL LABORATORY			2	100%	2
ASPIRUS RIVERVIEW HOSPITAL & CLINICS INC		1	1	50%	2
PRONTO URGENT CARE			2	100%	2
FLORIDA MENTOR FAULKNER GROUP HOME			2	100%	2
CVS MA2600POCT WEYMOUTH		1	1	50%	2
CREATIVE HEALTH CENTER			2	100%	2
TEXAS REGIONAL ASTHMA & ALLERGY CENTER			2	100%	2
Kroger 596 - The Little Clinic Brentwood		2			2
REGIONS HOSPITAL LABORATORY			2	100%	2
MEDEXPRESS URGENT CARE-SELINGSGROVE		2			2
JUST BELIEVE RECOVERY CENTER			2	100%	2
CVS CA9823POCT SACRAMENTO		2			2
MERCY HEALTH LAB		1	1	50%	2
MOBILE PHLEBOTOMY SERVICES			2	100%	2
BELLIN HOSPITAL			2	100%	2
STUART SURGERY CENTER, LLC			2	100%	2
WALGREENS# 00323		2			2
EASTSIDE SPORTS COMPLEX			2	100%	2
LAWRENCE GENERAL HOSPITAL			2	100%	2
LIBERTY HEALTH CENTER			2	100%	2
MEDEXPRESS - WILMINGTON KIRKWOOD HIGHWAY		2			2
HIGHLAND PARK LAKEWOOD PRESTON HOLLOW			2	100%	2
OCEAN MEDICAL CENTER		1	1	50%	2
EASTERN NEW MEXICO UNIVERSITY STUDENT		2			2
AMERICAN MEDICAL LABORATORIES			2	100%	2
AdventHealth Care Center Orlando North			2	100%	2
Good Samaritan Society Waukon		2			2
John L. McClellan Memorial Veterans Hospital		2			2
UNIVERSITY URGENT CARE			2	100%	2
ST. JOSEPH REGIONAL MEDICAL CENTER			2	100%	2
PRIMARY CARE SERVICES AT EDGEWATER		2			2
Sevierville Health and Rehabilitation		2			2
MASSENA HOSPITAL LABORATORY		2			2
JRS LABORATORY			2	100%	2
FALMOUTH HOSPITAL		1	1	50%	2
GASTROENTEROLOGY ASSOCIATES			2	100%	2

COVID-19: testing by laboratory

Data through Apr 11, 2021 verified as of Apr 12, 2021 at 09:25 AM

Data in this report are provisional and subject to change.

The numbers in the table below represent the number of Florida and non-Florida residents for whom test results were received by the Department of Health. A person can be tested by more than one laboratory and can have both positive and negative results. **Therefore, the sum of the numbers in each column will be larger than the total number of people tested.**

Reporting lab	Inconclusive	Negative	Positive	Percent positive	Total
MEDEXPRESS URGENT CARE - ROCKAWAY		2			2
PROSPECT URGENT CARE			2	100%	2
BAPTIST HOSPITAL INTERNAL MEDICINE GULF BREEZE			2	100%	2
BENEVA LAKES ASSISTED LIVING CENTER			2	100%	2
LAB CORP OF AMER SAN DIEGO			2	100%	2
RIVERVIEW MEDICAL CLINIC		2			2
CVS MA1179POCT HUDSON		1	1	50%	2
SOUTHEAST GEORGIA HEALTH SYSTEM			2	100%	2
LAKEVIEW HEALTH CARE SYSTEM LLC			2	100%	2
Kroger 667 - The Little Clinic Litchfield Park		2			2
NORTHWEST MEDICAL CENTER LABORATORY		2			2
VETERANS AFFAIRS MEDICAL CENTER - GREATER LOS ANGELES			2	100%	2
BIRMINGHAM INTERNAL MEDICINE ASSOCIATE		1	1	50%	2
SARASOTA MEMORIAL MEDICAL URGENT CARE CENTER			2	100%	2
DRR JMC URGENT CARE DONALD ROSS			2	100%	2
PANCARE HEALTH - SNEADS ELEMENTARY			2	100%	2
LIFT HEALTH		2			2
RIGHT AT HOME			2	100%	2
DEKALB MEDICAL CENTER LABORATORY			2	100%	2
FLORIDA MEDICAL CLINIC CARDIOLOGY-ZH			2	100%	2
JORDAN VALLEY MEDICAL CENTER			2	100%	2
ST. MARY'S MEDICAL CENTER EVANSVILLE, INC			2	100%	2
Delaware Court Healthcare Center		2			2
University Center East			2	100%	2
GOLISANO PEDIATRICS PORT CHARLOTTE HARBOR		2			2
PALMS OF FT MYERS,THE			2	100%	2
JMC TALLAHASSEE, LLC			2	100%	2
VOLUNTEERS OF AMERICA OF FLORIDA			2	100%	2
MILLERSVILLE UNIVERSITY HEALTH SERVICE		2			2
BAPTIST HOSPITAL OF MIAMI MCI BROWARD LABORATORY			2	100%	2
Cooperstown Center for Nursing and Rehabilitation		2			2
CARENOW LENEXA			2	100%	2
THE HOSPITAL OF PROVIDENCE EMERGENCY ROOM			2	100%	2
MINUTECLINIC DIAGNOSTIC OF KANSAS, PC		2			2
NOVA SOUTHEASTERN UNIVERSITY - STUDENT MEDICAL CTR			2	100%	2
ST. VINCENT HOSPITAL			2	100%	2
WELL HEALTH LABS			2	100%	2
LARKIN COMMUNITY HOSPITAL PALM SPRINGS CAMPUS		1	1	50%	2
FKC AMELIA ISLAND DIALYSIS			2	100%	2
FLORIDA KEYS PED & ADOLES CTR			2	100%	2
CARESPOT URGENT CARE		1	1	50%	2
CVS MN663POCT APPLE VALLEY		2			2
MASSACHUSETTS DEPARTMENT OF HEALTH			2	100%	2
CVS OH6185POCT PICKERINGTON		2			2
Walgreens #12427		1	1	50%	2
Lenawee Medical Care Facility		2			2
SHERIDAN AT HOBE SOUND, THE			2	100%	2

COVID-19: testing by laboratory

Data through Apr 11, 2021 verified as of Apr 12, 2021 at 09:25 AM

Data in this report are provisional and subject to change.

The numbers in the table below represent the number of Florida and non-Florida residents for whom test results were received by the Department of Health. A person can be tested by more than one laboratory and can have both positive and negative results. **Therefore, the sum of the numbers in each column will be larger than the total number of people tested.**

Reporting lab	Inconclusive	Negative	Positive	Percent positive	Total
CVS NV5942POCT LAS VEGAS		2			2
FLAGLER PROFESSIONAL HEALTH CAE SERVICES INC		2			2
IN & OUT URGENT CARE METAIRIE			2	100%	2
DOCTORS CARE OF PALM COAST			2	100%	2
CVS NH1004POCT SALEM		1	1	50%	2
SPRINGS MEDICAL LAB		1	1	50%	2
FASTCARE LLC			2	100%	2
GULF COAST MEDICAL CENTER RESPIRATORY CARE			2	100%	2
Kroger 101 - The Little Clinic Hill Top		2			2
ATLANTIC DIAGNOSTICS			2	100%	2
WHITESANDS OUTPATIENT TREATMENT		2			2
CROSSROADS			2	100%	2
SKY LAKES MEDICAL CENTER		2			2
CVS AZ33POCT TEMPE		2			2
Macon Valley Nursing and Rehabilitation Center		2			2
CVS NC3514POCT STANLEY		2			2
MOBILE HEALTH LABS LLC			2	100%	2
MEMORIAL HEALTH SYSTEM		1	1	50%	2
STUDENT HEALTH SERVICES			2	100%	2
CAROLINAS HEALTHCARE SYSTEM LAB			2	100%	2
SOUTHERN SURGICAL ARTS		2			2
NORTHSIDE FAMILY MEDICINE AND URGENT CARE (CUMMING)		2			2
MEDEXPRESS URGENT CARE - BROOKHAVEN		2			2
ASANTE ROGUE REGIONAL MEDICAL CENTER L		2			2
CVS MINUTE CLINIC #5836		2			2
TEXAS HEALTH CARE			2	100%	2
MINUTECLINIC DIAGNOSTIC PA #7110		2			2
PENINSULA REGIONAL MED CTR LAB			2	100%	2
JERSEY IRISH MEDICAL (DBA AFC URGENT C		1	1	50%	2
COLUMBIA COTTAGE		2			2
MINUTECLINIC DIAG OF IND, LLC #4368		2			2
Tuscola County Medical Care Community		2			2
Colonial Manor Nursing and Rehabilitation Center		2			2
MIAMI DADE MEDICAL RESEARCH INSTITUTE			2	100%	2
SMITH NORTHVIEW HOSPITAL LAB			2	100%	2
WARD MEMORIAL HOSPITAL		2			2
Covington Care Nursing and Rehabilitation		2			2
DAYTON CHILDRENS HOSPITAL LAB			2	100%	2
Kroger 328 - The Little Clinic Henderson Road		2			2
ST JOSEPH'S HOSPITAL INC			2	100%	2
SOWAL HEALTH & DRUG			2	100%	2
MEDEXPRESS URGENT CARE - OMAHA N 72 ST		2			2
SOUTH TAMPA AFTER HOURS CLINIC			2	100%	2
MC MEDICAL			2	100%	2
SOUTHSIDE FAMILY MEDICAL		2			2
UMASS MEMORIAL MEDICAL CENTER, INC		1	1	50%	2
ManorCare Health Services Peters Township		2			2

COVID-19: testing by laboratory

Data through Apr 11, 2021 verified as of Apr 12, 2021 at 09:25 AM

Data in this report are provisional and subject to change.

The numbers in the table below represent the number of Florida and non-Florida residents for whom test results were received by the Department of Health. A person can be tested by more than one laboratory and can have both positive and negative results. **Therefore, the sum of the numbers in each column will be larger than the total number of people tested.**

Reporting lab	Inconclusive	Negative	Positive	Percent positive	Total
LACORP		1	1	50%	2
DOCTOR'S IN-HOUSE LAB/COMMUNITY HEALTH CENTERS OF PINELLAS – JOHNNIE R			2	100%	2
CONCENTRA - PLANT CITY		2			2
MEMORIAL HERMANN HOSPITAL			2	100%	2
UNIVERSITY OF MISSOURI HEALTH CARE			2	100%	2
The Laurels of Hendersonville		2			2
HEAD 2 TOE PEDIATRICS, PLLC		1	1	50%	2
LIFEGUARD AMBULANCE SERVICE LLC - BAY COUNTY			2	100%	2
FLORIDA DEPARTMENT OF HEALTH IN LEE COUNTY		1	1	50%	2
ASSOCIATES IN UROGYNECOLOGY MD LLC		2			2
EXPRESSCARE URGENT CARE CENTER			2	100%	2
ONTARIO COUNTY PUBLIC HEALTH		2			2
UNIVERSITY OF MN MEDICAL CENTER EAST CAMPUS			2	100%	2
PINARD HOME HEALTH SERVICES INC			2	100%	2
Kroger 549 - The Little Clinic Clinton Highway		2			2
ANNE ARUNDEL MEDICAL CENTER			2	100%	2
CVS MA2125POCT NATICK		1	1	50%	2
COUNTRY COTTAGE		2			2
MERCY CONVENIENT CARE			2	100%	2
MEDEXPRESS URGENT CARE - WICHITA, N MAIZE RD		1	1	50%	2
FHCP ASC - ORANGE CITY			2	100%	2
NEMOURS CHILDRENS PRIMARY CARE			2	100%	2
Good Samaritan Society-Blackduck		1	1	50%	2
EVERYBODY'S FAMILY CLINIC		2			2
APPLING NURSING & REHABILITATION PAVIL		2			2
KAISER SUNNYSIDE MEDICAL CTR LAB		2			2
MEDLOGIC, LLC		2			2
GOUVERNEUR HOSPITAL LABORATORY		2			2
PM PEDIATRICS OF SELDEN, PLLC		2			2
Kroger 619 - The Little Clinic Hendersonville Indian Lake		2			2
NIAGARA APOTHECARY INC		2			2
PALM CITY NURSING AND REHAB CENTER			2	100%	2
CLEVELAND CLINIC IMAGING			2	100%	2
ILLINOIS DEPT OF PUBLIC HEALTH LABS			2	100%	2
EASTLAKE MEDICAL CENTER		2			2
ASCENSION ST MICHAEL'S HOSPITAL LAB		1	1	50%	2
MINUTECLINIC DIAG OF IND, LLC #6250		2			2
Kroger 412 - The Little Clinic Oxford		2			2
Oakmont of Katy Nursing and Rehabilitation		2			2
Alden Des Plaines			2	100%	2
WILSON MEMORIAL HOSPITAL			2	100%	2
Jacob's Creek Nursing and Rehabilitation Center		2			2
CARINGPLUS HOMECARE LLC		1	1	50%	2
MEDICAL CENTER LABORATORY			2	100%	2
CENTRAL ARKANSAS VETERANS HEALTHCARE SYSTEM - VETERANS AFFAIRS			2	100%	2
CATHOLIC HEALTH LABORATORY SERVICES		2			2
CVS MA137POCT QUINCY		2			2

COVID-19: testing by laboratory

Data through Apr 11, 2021 verified as of Apr 12, 2021 at 09:25 AM

Data in this report are provisional and subject to change.

The numbers in the table below represent the number of Florida and non-Florida residents for whom test results were received by the Department of Health. A person can be tested by more than one laboratory and can have both positive and negative results. **Therefore, the sum of the numbers in each column will be larger than the total number of people tested.**

Reporting lab	Inconclusive	Negative	Positive	Percent positive	Total
ORLANDO HEALTH MEDICAL GROUP		1	1	50%	2
COLD SPRING HILLS CENTER FOR NURSING A		2			2
DALLAS VA MEDICAL CENTER - VA NORTH TEXAS HEALTH CARE SYSTEM			2	100%	2
Lake Charles Healthcare LLC dba Landmark Lake Charles			2	100%	2
CROSSROADS URGENT CARE DBA URGENT TEA		2			2
BAPTIST HEALTHCARE - LAKEVIEW CENTER INC		2			2
CVS TX7825POCT FRISCO		1	1	50%	2
Essex Center for Rehabilitation and Healthcare		2			2
SIMPLY HEALTHCARE AND WELLNESS CLINIC, PC			2	100%	2
Workmens Circle Multicare Center		2			2
MEDEXPRESS URGENT CARE - WEXFORD		2			2
POINT OF CARE PRIVATE HEALTH MANAGEMENT			2	100%	2
BUCKINGHAM PAVILION INC		2			2
BRANDYWYNE HEALTH CARE CENTER			2	100%	2
BMC/JACSONVILLE		1	1	50%	2
Garden Isle Healthcare and Rehabilitation Center		2			2
CVS MA41POCT TAUNTON		2			2
LabCorp of America			2	100%	2
VA OUTPATIENT PHARMACY			2	100%	2
HEALTH FIRST MEDICAL GROUP			2	100%	2
BLOSSOMS ASSISTED LIVING 1 LLC			2	100%	2
NATHAN LITTAUER HOSPITAL LAB		2			2
APPLECARE VALDOSTA			2	100%	2
THE RIM URGENT CARE			2	100%	2
ROPER HOSPITAL			2	100%	2
DMC UNIVERSITY LABORATORIES		1	1	50%	2
87TH MEDICAL GROUP - MCGUIRE AMBULATORY CARE FACILITY		2			2
CHI MEMORIAL PRIMARY CARE ASSOCIATES-A		2			2
MEDEXPRESS URGENT CARE-VINLAND SOUTH		1	1	50%	2
LOWELL GENERAL HOSPITAL			2	100%	2
LONG, SARAH		1	1	50%	2
BAYCARE LABORATORIES			2	100%	2
WEST HOUSTON MEDICAL CENTER			2	100%	2
INNOVATIVE CARE II LLC			2	100%	2
ADVANCED MEDICAL OF FLORIDA			2	100%	2
VALLEY BAPTIST MEDICAL CENTER: BROWNSVILLE			2	100%	2
AMEDISYS HOME HEALTH OF GREENVILLE			2	100%	2
STEWART ST ELIZABETH MEDICAL CENTER			2	100%	2
TRICORE REFERENCE LABORATORY		1	1	50%	2
EASTERN NIAGARA HOSPITAL		2			2
BIOMAT USA			2	100%	2
MEDICAL ASSOCIATES OF BREVARD LLC		1	1	50%	2
PALM COAST DIALYSIS		2			2
LABTOX LABORATORIES			2	100%	2
Manor Care-Kingston Court of York PA, LLC		2			2
MAINE CENTER FOR DISEASE CONTROL AND PREVENTION			2	100%	2
PM PEDIATRICS OF BAYSIDE PLLC - BELLER		2			2

COVID-19: testing by laboratory

Data through Apr 11, 2021 verified as of Apr 12, 2021 at 09:25 AM

Data in this report are provisional and subject to change.

The numbers in the table below represent the number of Florida and non-Florida residents for whom test results were received by the Department of Health. A person can be tested by more than one laboratory and can have both positive and negative results. **Therefore, the sum of the numbers in each column will be larger than the total number of people tested.**

Reporting lab	Inconclusive	Negative	Positive	Percent positive	Total
CVS NC4169POCT FAYETTEVILLE		2			2
CVS NV5286POCT HENDERSON		2			2
Avanti Wellness and Rehab			2	100%	2
VAULT MEDICAL SERVICES		1	1	50%	2
CVS OH3980POCT KENT		2			2
RIVER CITY MEDICAL ASSOCIATES, INC			2	100%	2
HCA HOUSTON ER 24/7			2	100%	2
CVS NE5714POCT OMAHA		1	1	50%	2
MAJESTIC GUARDIANS			2	100%	2
BAPTIST HOSPITAL PRIMARY CARE GULF BREEZE			2	100%	2
KIVA AT MOUNT DORA			2	100%	2
EAST CORE LAB			2	100%	2
CVS IN6559POCT AVON		2			2
SAFE PMC		2			2
DUBOIS CONTINUUM OF CARE COMMUNITY INC		2			2
Kroger 127 - The Little Clinic Lakewood-Alameda		2			2
CSS- TWELVE OAKS			2	100%	2
CONEMAUGH MEMORIAL MEDICAL CENTER		2			2
SHELL POINT HOME HEALTH			2	100%	2
VA Ann Arbor HCS		1	1	50%	2
AMERICAN RESEARCH CENTERS OF FLORIDA			2	100%	2
BAPTIST HEALTH LEXINGTON			2	100%	2
SOUTHEAST GEORGIA HEALTH SERVICES, LLC		2			2
ARLINGTON DIALYSIS CENTER LLC		2			2
Buena Vista Care Center		2			2
ADVENT HEALTH CENTRAL TEXAS		1	1	50%	2
CVS OH2540POCT HILLIARD		2			2
ROYAL OAK MEDICAL CENTER LLC DBA CHARACTER FAMILY			2	100%	2
MIDLAND MEMORIAL HOSPITAL			2	100%	2
RAPID MD			2	100%	2
METHODIST HEALTHCARE - MEMPHIS HOSP		2			2
FL DEPT OF HEALTH MARION COUNTY MOBILE HEALTH UNIT			2	100%	2
SACRED HEART HOSPITAL ON THE EMERALD			2	100%	2
HOME CARE PHARMACY OF PALM COAST INC		2			2
BIONIC TECHNOLOGIES CORPORATION			2	100%	2
ELMHURST MEMORIAL HOSPITAL			2	100%	2
BROOKSVILLE DIALYSIS			2	100%	2
VILLAGES HEALTH SYSTEM, LLC, THE			2	100%	2
MED-LAKE LABORATORY, LLC			2	100%	2
JOHNSON CITY MEDICAL CENTER		1	1	50%	2
CVS MA654POCT ACTON		2			2
SIENA COLLEGE SPORTS MEDICINE CENTER		2			2
POMERENE HOSPITAL			2	100%	2
CVS IL5797POCT CAROL STREAM		2			2
APALACHEE CENTER INC		2			2
SUNCOAST BLOOD BANK			2	100%	2
UNIVERSITY HOSPITAL OF BROOKLYN		2			2

COVID-19: testing by laboratory

Data through Apr 11, 2021 verified as of Apr 12, 2021 at 09:25 AM

Data in this report are provisional and subject to change.

The numbers in the table below represent the number of Florida and non-Florida residents for whom test results were received by the Department of Health. A person can be tested by more than one laboratory and can have both positive and negative results. **Therefore, the sum of the numbers in each column will be larger than the total number of people tested.**

Reporting lab	Inconclusive	Negative	Positive	Percent positive	Total
WURLAND NURSING AND REHABILITATION, L		2			2
NORTH DAKOTA VETERANS HOME		2			2
FLORIDA MEDICAL CLINIC, LLC			2	100%	2
TEQUESTA FAMILY MEDICAL CENTER LLC			2	100%	2
INTERNAL MEDICINE ASSOCIATES-DUNELLON			2	100%	2
CLINICAL REFERENCE LABORATORY, INC		2			2
UHEALTH CORAL SPRINGS			2	100%	2
NEW YORK CITY CENTRAL COVID			2	100%	2
Parkridge Specialty Care		2			2
HEALTH NETWORK			2	100%	2
RAPID URGENT CARE - ALBANY			2	100%	2
SOUTHERN TENNESSEE MEDICAL CENTER			2	100%	2
CVS CA8861POCT BUENA PARK		2			2
GET WELL EXPRESS URGENT CARE & WALK-IN CLINIC			2	100%	2
NLC LABS			2	100%	2
VAULT HEALTH			2	100%	2
HOPE HEALTH & WELLNESS		2			2
Florida Baptist Retirement Center		1	1	50%	2
HEALTH PARTNERS REGIONAL HOSPITAL			2	100%	2
ISLAND NURSING HOME		1	1	50%	2
ADVANCED FOOT AND ANKLE OF INDIAN RIVER		2			2
SELECT MEDICAL CLINIC			2	100%	2
NEIGHBORCARE PHARMACY SERVICES		2			2
GRACE HEALTHCARE OF LAKE WALES		1	1	50%	2
ASANTE THREE RIVERS MEDICAL CENTER LAB		2			2
URGENTMED PLANTATION			2	100%	2
LAKE BALDWIN			2	100%	2
CITRUS PARK			2	100%	2
COBLESKILL REGIONAL HOSPITAL		2			2
CVS IN8639POCT TERRE HAUTE		2			2
MEDEXPRESS URGENT CARE - ROSS TOWNSHIP		2			2
WEST FLORIDA MEDICAL ASSOCIATES, PA			2	100%	2
LINIL VISITING NURSES, INC		2			2
JOHN D. ARCHBOLD MEM. HOSPITAL			2	100%	2
CATSKILL REGIONAL MEDICAL CENTER		2			2
MEMORIAL HOSPITAL WEST			2	100%	2
St. Luke's Care Center		2			2
WEST COAST PEDIATRICS			2	100%	2
PLANT CITY FAMILY CARE		2			2
IN AND OUT URGENT CARE			2	100%	2
PENSACOLA MEDICAL CLINIC LLC			2	100%	2
KANSAS CITY VA MEDICAL CENTER			2	100%	2
NORTHSIDE HOSPITAL D/B/A ARTHRITIS		2			2
TRUE HEALTH INC			2	100%	2
CVS NV2989POCT NORTH LAS VEGAS		1	1	50%	2
CVS AZ9277POCT TUCSON		2			2
ROBERTS WESLEYAN COLLEGE HEALTH CENTE		2			2

COVID-19: testing by laboratory

Data through Apr 11, 2021 verified as of Apr 12, 2021 at 09:25 AM

Data in this report are provisional and subject to change.

The numbers in the table below represent the number of Florida and non-Florida residents for whom test results were received by the Department of Health. A person can be tested by more than one laboratory and can have both positive and negative results. **Therefore, the sum of the numbers in each column will be larger than the total number of people tested.**

Reporting lab	Inconclusive	Negative	Positive	Percent positive	Total
HAMILTON COUNTY HEALTH DEPARTMENT		2			2
SUNNYSIDE MANOR		2			2
CITRUS DERMATOLOGY			2	100%	2
OELWEIN HEALTH CARE CENTER		2			2
Bethel Lutheran Home		2			2
CHRISTUS SPOHN HOSPITAL			2	100%	2
VA WNYHCS - Buffalo Division		1	1	50%	2
WILLOW CREEK RETIREMENT CENTER		2			2
Manorcare Health Services - Williamsport South		2			2
CVS AZ7075POCT CHANDLER		2			2
EXCUSED ABSENCE PLLC		2			2
WillowBrooke Court at Southampton Estates		2			2
WELLNESS MEDICAL CLINIC			2	100%	2
NORTHSIDE FAMILY MEDICINE AND URGENT CARE (HOLLY SPRINGS)		2			2
Manorcare Health Services West Reading North		2			2
NEW YORK UNIVERSITY MEDICAL CENTER			2	100%	2
UNIVERSITY OF MIAMI SCCC RESEARCH LABORATORY			2	100%	2
The Suites at Western Home Communities		2			2
Kroger 130 - The Little Clinic Colorado Springs		2			2
EXCELTOX LABORATORIES LLC		2			2
CRAWFORD COUNTY CARE CENTER		2			2
A G RHODES HOME AT WESLEY WOODS		2			2
MD NOW URGENT CARE CENTER INC.			2	100%	2
JULIE STAATS DO		2			2
Glenis Dr VA Outpatient Clinic		2			2
BUFFALO CROSSINGS HEALTHCARE AND REHABILITATION CENTER			2	100%	2
ESCANDON DIAGNOSTIC CLINIC			2	100%	2
ADVENTHEALTH CENTRA CARE POINCIANA			2	100%	2
CVS MA1877POCT NORTON		2			2
UNIVERSITY COMMUNITY HEALTH SERVICES		1	1	50%	2
EMORY CRAWFORD LONG HOSPITAL			2	100%	2
CVS OH4300POCT STRONGSVILLE		2			2
YOUTH AND YOU, INC		2			2
VENETIAN GARDENS		2			2
Robert Cranfield			2	100%	2
MEDEXPRESS URGENT CARE - CEDAR KNOLLS		2			2
HPH HOME CARE		1	1	50%	2
THE EDGEWATER AND WATERMAN VILLAGE			2	100%	2
WARE EXPRESS CARE			2	100%	2
FLORIDA CLINICAL LABORATORY INC			2	100%	2
INTEGRATED REGIONAL LABS			2	100%	2
DOCTORS CARE - AIKEN MALL			2	100%	2
URGENT TEAM MANAGEMENT OF TENNESSEE, L		1	1	50%	2
JASPER MEMORIAL HOSPITAL		1	1	50%	2
CARE NOW DENTON			2	100%	2
SOUTH HILLSBOROUGH CBOC			2	100%	2
BEAUFORT MEMORIAL			2	100%	2

COVID-19: testing by laboratory

Data through Apr 11, 2021 verified as of Apr 12, 2021 at 09:25 AM

Data in this report are provisional and subject to change.

The numbers in the table below represent the number of Florida and non-Florida residents for whom test results were received by the Department of Health. A person can be tested by more than one laboratory and can have both positive and negative results. **Therefore, the sum of the numbers in each column will be larger than the total number of people tested.**

Reporting lab	Inconclusive	Negative	Positive	Percent positive	Total
HOLY TRINITY PHARMACY LLC		2			2
TLC MEDICAL			2	100%	2
PT&J REHAB LLC		1	1	50%	2
MOORE CLINICAL RESEARCH INC			2	100%	2
Beecher Manor Nursing and Rehabilitation Center		2			2
PUBLIC HEALTH LABORATORY	1		1	50%	2
Southern Pines Healthcare Center		1	1	50%	2
MEDEXPRESS URGENT CARE - SPRINGFIELD, COOLEY ST		2			2
ACCESS MEDICAL GROUP OF TAMPA II, INC		2			2
BAPTIST HOSPITAL LABORATORY			2	100%	2
FRESENIUS KIDNEY CARE SOUTH ST PETERSBURG			2	100%	2
UNM SANDOVAL REGIONAL MEDICAL CENTER		2			2
ST LUKES HOSPITAL			2	100%	2
CVS NE2741POCT LA VISTA		2			2
MCLAREN REGIONAL MEDICAL CENTER			2	100%	2
JUPITER PEDIATRIC ASSOCIATES, PA		1	1	50%	2
UF KANAPAHA LAB BEAKER		2			2
WESTMINSTER SUNCOAST			2	100%	2
ASHLEY PEDIATRICS			2	100%	2
FALCON HEALTH CENTER			2	100%	2
CVS NM7242POCT ALBUQUERQUE		2			2
MATHER HOSPITAL			2	100%	2
CVS CA9497POCT IRVINE		2			2
DUKE HEALTH REGIONAL HOSPITAL			2	100%	2
Kroger 426 - The Little Clinic Suwanee		2			2
UNITY LONGPOND		2			2
Overton Brooks VAMC		2			2
CARE 365			2	100%	2
HEARTLAND HOME HEALTH CARE		2			2
PHYSICIANS PREMIER			2	100%	2
MINUTECLINIC DIAGNOSTICS OF OKLAHOMA		2			2
ROUTE 16 PHARMACY LLC DBA HOLLAND PHAR		2			2
COOPER CLINIC			2	100%	2
GOSHEN MEDICAL CENTER			2	100%	2
SIGNATURE CARE LEWISVILLE-EMERGENCY CENTER		1	1	50%	2
PEACEHEALTH CENTRAL		2			2
Iowa Veterans Home		2			2
LAKE SUCCESS EXTENDED CARE		2			2
MINUTECLINIC DIAGNOSTIC MEDICAL		2			2
Louis Stokes Cleveland VA - Midtown Dialysis Center		2			2
SENDER RETREAT ADULT DAY CARE CENTERS			2	100%	2
UHEALTH CARDIOLOGY			2	100%	2
Domiciliary Rehab & Residential Treatment Program		2			2
WALKONCLINIC			2	100%	2
CARE ATC ARLINGTON CENTRAL PARK		2			2
US LABS		2			2
HAWAII DEPARTMENT OF HEALTH			2	100%	2

COVID-19: testing by laboratory

Data through Apr 11, 2021 verified as of Apr 12, 2021 at 09:25 AM

Data in this report are provisional and subject to change.

The numbers in the table below represent the number of Florida and non-Florida residents for whom test results were received by the Department of Health. A person can be tested by more than one laboratory and can have both positive and negative results. **Therefore, the sum of the numbers in each column will be larger than the total number of people tested.**

Reporting lab	Inconclusive	Negative	Positive	Percent positive	Total
CVS OH6167POCT ASHLAND		2			2
HOUSTON HEALTH DEPARTMENT - BUREAU OF LABORATORY SERVICES			2	100%	2
BICKERTON, DAWN		2			2
DELRAY BEACH HEALTH DEPT LAB			2	100%	2
Walgreens #9890		2			2
MY PHARMACY			2	100%	2
Alden Terrace of McHenry			2	100%	2
OAKMONT OF UNION SC, LLC		2			2
MEDEXPRESS URGENT CARE - VINELAND S MA		2			2
DURAND SENIOR CARE & REHAB CENTER		2			2
NEMOURS CHILDREN'S PRIMARY CARE OF VERO BEACH			2	100%	2
CHAPPEL GROUP RESEARCH, THE		2			2
FLORIDA PRIMARY CARE CENTER PA		2			2
CVS MD1490POCT GAITHERSBURG		2			2
ROYAL CARE MEDICAL CENTER			2	100%	2
SAWGRASS PEDIATRIC PARTNERS LLC			2	100%	2
BROOKS -TLC HOSPITAL SYSTEM			2	100%	2
SOUTHCARE PHARMACY INC			2	100%	2
Guilford Health Care Center		2			2
SANTA ROSA COUNTY HEALTH DEPARTMENT			2	100%	2
PUBLIX PHARMACY #1092		2			2
WALGREENS #15495		1	1	50%	2
MEDEXPRESS URGENT CARE - MYLAN			2	100%	2
PATIENT FIRST-BATTLEFIELD			2	100%	2
BUEN PASTOR MEDICAL CENTER, INC			2	100%	2
Camellia Gardens		2			2
Imboden Creek Living Center		2			2
PARKRIDGE MEDICAL CENTER			2	100%	2
VA CBOC			2	100%	2
HANOVER ENDOSCOPY CENTER		2			2
LAREDO EMERGENCY ROOM			2	100%	2
CRUC CMCH-COVID-19		2			2
WOMENS CARE FLORIDA LLC-LABORATORY		2			2
ORMOND BEACH URGENT CARE			2	100%	2
Jersey City Medical Center		2			2
MEDEXPRESS URGENT CARE - BENTON		2			2
HUMILITY OF MARY HEALTH PARTNERS			2	100%	2
Green Mountain Nursing and Rehabilitation		2			2
SOUTHEASTERN IMMEDIATE CARE- MILLEDGEVILLE GA			2	100%	2
SIMMONS			2	100%	2
Walgreens #9278		2			2
JACKSONVILLE VA OPC			2	100%	2
FLORIDA MEDICAL CENTER OF CLEARWATER		2			2
GENETIC ASSAYS INC			2	100%	2
SYLVAN NURSING			2	100%	2
SUNBRIDGE CARE & REHAB FOR DECATUR		2			2
BAYLOR SCOTT & WHITE COMPREHENSIVE WOUND			2	100%	2

COVID-19: testing by laboratory

Data through Apr 11, 2021 verified as of Apr 12, 2021 at 09:25 AM

Data in this report are provisional and subject to change.

The numbers in the table below represent the number of Florida and non-Florida residents for whom test results were received by the Department of Health. A person can be tested by more than one laboratory and can have both positive and negative results. **Therefore, the sum of the numbers in each column will be larger than the total number of people tested.**

Reporting lab	Inconclusive	Negative	Positive	Percent positive	Total
PM PEDIATRICS OF BAYSIDE PLLC - HOPEWELL JUNCTION		2			2
NAVAL BRANCH MEDICAL CLINIC			2	100%	2
CVS OH4301POCT NORTHFIELD		2			2
CVS NJ2508POCT MANALAPAN		2			2
INA		1	1	50%	2
MOBILE COUNTY HEALTH DEPARTMENT		1	1	50%	2
OAKMONT WEST- GREENVILLE SC		2			2
HOCHBERG LOWER SCHOOL		2			2
SALEM VAMC		2			2
PIEDMONT ROCKDALE HOSPITAL		2			2
WE CARE HOME HEALTH SOLUTIONS LLC			2	100%	2
Kroger 409 - The Little Clinic Hebron Marketplace		1	1	50%	2
MEDEXPRESS URGENT CARE-SALINA, S 9TH ST		2			2
ATHENA CARE RESOURCES LLC		2			2
CVS OH4327POCT PAINESVILLE		2			2
BAYMEADOWS PRIMARY CARE		2			2
PRIMACARE MEDICAL LAKEWOOD			2	100%	2
CLEAR LAKE REGIONAL MEDICAL CENTER			2	100%	2
SHEPHERD CENTER CLINICAL LABORATORY		2			2
CVS MI8287POCT MACOMB		2			2
PHOEBE BERKS HEALTH CARE CENTER		2			2
DR. G'S URGENT CARE			2	100%	2
REHOBOTH MCKINLEY CHRISTIAN HOSPITAL		2			2
BERNHARDT LABORATORIES INC			2	100%	2
ONslow COUNTY HEALTH DEPARTMENT			2	100%	2
LAB PLUS, LLC AT ASCENSION SAINT THOMA		2			2
HOLY FAMILY MEDICAL CENTER		1	1	50%	2
SHORE MEDICAL CENTER		2			2
MEDICAL ASSOCIATES OF BREVARD DR S VYAS			2	100%	2
AYASS BIOSCIENCE LLC			2	100%	2
CVS AZ5892POCT LAVEEN		2			2
CITY OF NEW YORK DEPARTMENT OF HEALTH			2	100%	2
SOMA MEDICAL CENTER PA #3 GREENACRES			2	100%	2
REELFOOT FAMILY WALK IN CLINIC - TIPT		2			2
FRASER MEMORIAL HOSPITAL		1	1	50%	2
CHESTERFIELD HEALTHCARE GROUP, INC		2			2
LIFELINK TRANSPLANT INSTITUTE LAB		1	1	50%	2
ORLANDO LUTHERAN TOWERS		1	1	50%	2
EXPRESS CARE WALK-IN CLINIC			2	100%	2
NEMOURS CHILDREN'S URGENT CARE LAKE NONA			2	100%	2
ACN PHYSICIANS GROUP CORP			2	100%	2
Eagle Health and Rehabilitation		2			2
WAKULLA URGENT CARE & DIAGNOSTIC			2	100%	2
CVS NV8784POCT LAS VEGAS		1	1	50%	2
BIOHEALTH MEDICAL LAB INC			2	100%	2
Providence VAMC		2			2
POMONA VALLEY COMMUNITY HOSPITAL			2	100%	2

COVID-19: testing by laboratory

Data through Apr 11, 2021 verified as of Apr 12, 2021 at 09:25 AM

Data in this report are provisional and subject to change.

The numbers in the table below represent the number of Florida and non-Florida residents for whom test results were received by the Department of Health. A person can be tested by more than one laboratory and can have both positive and negative results. **Therefore, the sum of the numbers in each column will be larger than the total number of people tested.**

Reporting lab	Inconclusive	Negative	Positive	Percent positive	Total
ADVENT HEALTH - OWASA			2	100%	2
THE CLUB AT BOYNTON BEACH, LLC			2	100%	2
RENE F CEDENO DMD PA		2			2
OAKBRIDGE TERRACE AT SAE			2	100%	2
MEDPOST - NORTH DALLAS			2	100%	2
DALLAS MEDICAL CENTER			2	100%	2
OUR LADY OF THE LAKE REGIONAL MEDICAL CENTER			2	100%	2
CENTRAL FLORIDA FAMILY HEALTH CENTER		2			2
BOND COMMUNITY HEALTH CENTER			2	100%	2
Kroger 519 - The Little Clinic Georgesville Square		2			2
SWEDISH COVENANT HOSPITAL			2	100%	2
NYU LANGONE HUNTINGTON MEDICAL GROUP		2			2
CVS NJ1927POCT GREEN BROOK		2			2
BRENTWOOD AT FORE RANCH			2	100%	2
INN AT LAPOSADA,THE			2	100%	2
CARELINE PHARMACY AND HEALTHCARE SERVICES		1	1	50%	2
Kroger 550 - The Little Clinic Bellevue		2			2
COMPLETE HEALTH MEDICAL CENTER			2	100%	2
HAMILTON CHD		2			2
PruittHealth Lakehaven		2			2
ADVENTHEALTH IMAGING PARTIN SETTLEMENT			2	100%	2
ATLAS GENOMICS			2	100%	2
BROOKDALE ALTAMONTE SPRINGS			2	100%	2
RENFREW CENTERS INC		2			2
UNITED MEMORIAL MEDICAL CENTER			2	100%	2
HCR MANOR CARE SERVICES OF FLORIDA III INC		2			2
Timber Ridge Health Care Center			2	100%	2
Warren Center for Rehabilitation and Nursing		2			2
MEMORIAL HEALTH UNIVERSITY MEDICAL CENTER			2	100%	2
PATIENT FIRST MEDICAL CENTER-CARYTOWN			2	100%	2
Virginia Gay Nursing and Rehab		2			2
CORNERSTONE MEDICAL CARE OF BRANDON		2			2
FLORIDA SCHOOL FOR THE DEAF & BLIND			2	100%	2
MIDWAY SPECIALTY CARE CENTER INC		2			2
THOMASVILLE REGIONAL MEDICAL CENTER		2			2
MEASE MANOR MEMORY CARE		2			2
Kroger 477 - The Little Clinic Fort Mitchell		2			2
JEFFERSON WASHINGTON TOWNSHIP HOSPITAL		2			2
SUNSHINE PHARMACY		2			2
EXPRESS CARE OF THE SHOALS		1	1	50%	2
PALM BAY COMMUNITY OUTPATIENT CLINIC		2			2
CVS MA299POCT WORCESTER		2			2
GREEN RIVER MEDICAL CENTER			2	100%	2
NORTH MCALLEN PEDIATRIC CENTER			2	100%	2
Kroger 687 - The Little Clinic Sugar Hill		1	1	50%	2
NYUMC CLINICAL LABORATORIES			2	100%	2
TWIN LAKES REHAB & HEALTHCARE		2			2

COVID-19: testing by laboratory

Data through Apr 11, 2021 verified as of Apr 12, 2021 at 09:25 AM

Data in this report are provisional and subject to change.

The numbers in the table below represent the number of Florida and non-Florida residents for whom test results were received by the Department of Health. A person can be tested by more than one laboratory and can have both positive and negative results. **Therefore, the sum of the numbers in each column will be larger than the total number of people tested.**

Reporting lab	Inconclusive	Negative	Positive	Percent positive	Total
Mount Olivet Careview Home		2			2
LEHIGH MEDICAL AND RESEARCH CENTER, INC			2	100%	2
OLYMPUS HEALTH AND PERFORMANCE			2	100%	2
STARR COUNTY MEMORIAL HOSPITAL			2	100%	2
MCGUFFEY HEALTH CARE CENTER INC		2			2
RRMC CREEKSIDE LAB		2			2
MEDEXPRESS URGENT CARE - MARTINSVILLE		2			2
JERSEY IRISH MEDICAL		2			2
MEDEXPRESS URGENT CARE - WOODBURY			2	100%	2
CVS OH2381POCT LEWIS CENTER		2			2
ALL PEDIATRIC CARE PA			2	100%	2
LAKELAND VOLUNTEERS IN MEDICINE INC		1	1	50%	2
CARE ATC SUN HYDRAULICS TALLAVAST			2	100%	2
HEALTH & REHAB CTR AT DOLPHINS VIEW, THE			2	100%	2
RIDGEFIELD PEDIATRIC ASSOCIATES		2			2
CVS IN6555POCT BROWNSBURG		2			2
GARDENS PEDIATRICS			2	100%	2
AGILE URGENT CARE			2	100%	2
HAPPY KIDZ PEDIATRICS PL		1	1	50%	2
METHODIST MANSFIELD MEDICAL CENTER			2	100%	2
COASTAL MEDICAL LAB			2	100%	2
MAGNOLIA MANOR OF COLUMBUS		2			2
STANFORD HEALTH CARE ANATOMIC PATHOLOGY & CLINICAL LAB			2	100%	2
TALLAHASSEE MEMORIAL HEALTHCARE FAMILY MED RESIDENCY			2	100%	2
PPD CLINICAL RESEARCH UNIT			2	100%	2
PALM BEACH DIGESTIVE ASSOCIATES			2	100%	2
Luther Acres Manor		2			2
CVS PA10825POCT PLYMOUTH MEETING		2			2
SANFORD REGIONAL HOSPITAL WORTHINGTON		2			2
CAREWELL JW - WORCESTER LNC			2	100%	2
MINERS COLFAX MEDICAL CENTER		2			2
TWELVE OAKS RECOVERY CENTER			2	100%	2
RIVERSIDE METHODIST HOSPITAL LAB			2	100%	2
OCALA REGIONAL KIDNEY CENTER-WEST			2	100%	2
MI Nursing Restorative Center		2			2
MINUTECLINIC MINUTECLINIC #4978		1	1	50%	2
NAVAL HOSPITAL CAMP PENDLETON			2	100%	2
Church Creek SNF			2	100%	2
MILFORD REGIONAL HOSPITAL			2	100%	2
GIGI WOOD DAVIS DO-FAMILY MEDICINE		2			2
CVS M08581POCT BLUE SPRINGS		1	1	50%	2
FLORIDA COMMUNITY HEALTH CENTERS, INC.			2	100%	2
ARCPPOINTLABS OF VIRGINIA BEACH		1	1	50%	2
BLUEWATER TOXICOLOGY			2	100%	2
METHODIST SPECIALTY CARE CENTER		2			2
SENECA HEALTH CARE CENTER		2			2
MIDDLE TENN MENTAL HEALTH INSTITUTE		2			2

COVID-19: testing by laboratory

Data through Apr 11, 2021 verified as of Apr 12, 2021 at 09:25 AM

Data in this report are provisional and subject to change.

The numbers in the table below represent the number of Florida and non-Florida residents for whom test results were received by the Department of Health. A person can be tested by more than one laboratory and can have both positive and negative results. **Therefore, the sum of the numbers in each column will be larger than the total number of people tested.**

Reporting lab	Inconclusive	Negative	Positive	Percent positive	Total
CVS TX7151POCT HUMBLE		2			2
RAPID MEDLAB (002MO)		2			2
Wetumpka Health and Rehab, LLC		2			2
ENVOY OF FORK UNION, LLC DBA ENVOY AT THE VILLAGE		2			2
BROOKDALE PALM BEACH GARDENS			2	100%	2
Van Wert Manor		2			2
GOLDSTEIN			2	100%	2
CVS MO5724POCT KANSAS CITY		2			2
TSALI CARE CENTER		2			2
PALOS COMMUNITY HOSPITAL LABORATORY			2	100%	2
MEDEXPRESS URGENT CARE - BRIDGEVILLE		2			2
VALUE DRUGS GREENLAWN INC		2			2
PLAINS REGIONAL MEDICAL CENTER		2			2
BOSTON PUBLIC HEALTH COMMISSION			2	100%	2
COLONIAL VILLA GOOD SAMARITAN CENTER		2			2
MEDEXPRESS URGENT CARE PENNSVILLE		2			2
MOUNT SINAI MEDICAL CENTER OF FLORIDA, INC			2	100%	2
PINELLAS CHD - CLEARWATER		1	1	50%	2
MEMORIAL HOSPITAL OF TAMPA			2	100%	2
TRINITY DIALYSIS			2	100%	2
DELAWARE DIAGNOSTICS LABS			2	100%	2
MEDEXPRESS URGENT CARE - LINCOLN		2			2
BFT LAB			2	100%	2
Hartwell Health and Rehabilitation		2			2
Manor At Perrysburg		2			2
Durham VAMC		2			2
Bedford Care Center of Hattiesburg		2			2
Kroger 400 - The Little Clinic Hartley Bridge Rd		1	1	50%	2
SOMA MEDICAL CENTER P.A. #4			2	100%	2
CVS SC7567POCT BOILING SPRINGS		1	1	50%	2
INTEAM HEALTH, INC.			2	100%	2
CALIFORNIA DIVISION OF COMMUNICABLE DISEASE CONTROL			2	100%	2
WOODHILLS LABS			2	100%	2
HAMILTON MEDICAL CENTER LABORATORY			2	100%	2
SANIBEL MEDICAL CLINIC			2	100%	2
ACCESS MEDICAL GROUP OF FLORIDA CITY			2	100%	2
ROBINSON FAMILY CLINIC PA			2	100%	2
KEY WEST HMA PHYSICIAN MANAGEMENT, LLC			2	100%	2
CVS CA9858POCT SANTA CLARITA		2			2
BAY CORRECTIONAL AND REHABILITATION FACILITY			2	100%	2
Kroger 020 - The Little Clinic Wheat Ridge		2			2
COX HEALTH SOUTH LAB		1	1	50%	2
PEDIATRIC HEALTH CARE		1	1	50%	2
PALM MEDICAL CENTER - PLANT CITY		2			2
PTC LABORATORIES			2	100%	2
ADVOCATE SHERMAN HOSPITAL			2	100%	2
TRINITAS REGIONAL MEDICAL CENTER		1	1	50%	2

COVID-19: testing by laboratory

Data through Apr 11, 2021 verified as of Apr 12, 2021 at 09:25 AM

Data in this report are provisional and subject to change.

The numbers in the table below represent the number of Florida and non-Florida residents for whom test results were received by the Department of Health. A person can be tested by more than one laboratory and can have both positive and negative results. **Therefore, the sum of the numbers in each column will be larger than the total number of people tested.**

Reporting lab	Inconclusive	Negative	Positive	Percent positive	Total
Kroger 407 - The Little Clinic Lexington		1	1	50%	2
TENNESSEE VALLEY HCS			2	100%	2
WEAKLEY COUNTY REHAB AND NURSING CENTER		2			2
LABRADOR PRIMARY CARE CENTER			2	100%	2
AZALEA HEALTH AND REHABILITATION		2			2
ASSOCIATES IN INTERNAL MEDICINE PA			2	100%	2
CHARLOTTE COUNTY HEALTH DEPARTMENT			2	100%	2
The Grand Rehabilitation & Nursing Utica		2			2
MISSION HOSPITAL REGIONAL MEDICAL CENTER			2	100%	2
HARRINGTON PARK HEALTH AND REHAB		2			2
PROFESSIONAL DIALYSIS CENTER			2	100%	2
TGH Brandon Healthplex Laboratory			2	100%	2
FLORIDA DEPARTMENT OF HEALTH (FDOH)			2	100%	2
UC CORAL GABLES			2	100%	2
NORTH COUNTRY FAMILY HEALTH CENTER INC		2			2
PHYSICIANS LABORATORY SERVICES			2	100%	2
OPTUM PRIMARY CARE		1	1	50%	2
MARCO ISLAND HOSPITAL INC D/B/A		1	1	50%	2
UPSON REGIONAL MEDICAL CENTER		1	1	50%	2
ST. ELIZABETH HEALTHCARE			2	100%	2
NORTHEAST FLORIDA HEALTH SERVICES, INC DBA FAMILY HEALTH SOURCE			2	100%	2
GOOD SAMARITAN HOSPITAL		1	1	50%	2
Greystone Nursing and Rehab, LLC			2	100%	2
NEW YORK PSYCHIATRIC INSTITUTE		2			2
UNIVERSITY OF TEXAS AT EL PASO, THE			2	100%	2
CORTLAND PARK REHABILITATION AND NURSING CENTER		1	1	50%	2
WISE HEALTH SYSTEM		1	1	50%	2
MEDEXPRESS URGENT CARE - CONWAY		2			2
RUST MEDICAL CENTER		2			2
AHC PARIS		2			2
OSF SAINT FRANCIS MEDICAL CENTER			2	100%	2
CEDARS-SINAI MEDICAL CENTER			2	100%	2
KIDSVILLE PEDIATRICS IV PA		1	1	50%	2
The Friendly Home		2			2
LIFESPRING COMMUNITY HEALTH		2			2
VANAYER HEALTHCARE AND REHAB CENTER		2			2
Kroger 441 - The Little Clinic Middletown		2			2
NORTON IMMEDIATE CARE CENTER - PRESTON			2	100%	2
Cedar Valley Nursing & Rehab Center		2			2
DALLAS BAPTIST UNIVERSITY - HEALTH SERVICES			2	100%	2
LIFETIME FAMILY URGENT CARE			2	100%	2
MID AMERICA CLINICAL LABS			2	100%	2
APC PEDIATRICS			2	100%	2
MEDEXPRESS URGENT CARE - SOUTH CHARLESTON		2			2
LEXINGTON PLACE			2	100%	2
ADVENTHEALTH EAST ORLANDO EMPLOYEE CLINIC		2			2
SUMMIT URGENT CARE PS			2	100%	2

COVID-19: testing by laboratory

Data through Apr 11, 2021 verified as of Apr 12, 2021 at 09:25 AM

Data in this report are provisional and subject to change.

The numbers in the table below represent the number of Florida and non-Florida residents for whom test results were received by the Department of Health. A person can be tested by more than one laboratory and can have both positive and negative results. **Therefore, the sum of the numbers in each column will be larger than the total number of people tested.**

Reporting lab	Inconclusive	Negative	Positive	Percent positive	Total
UMHC HOLLYWOOD LABORATORY			2	100%	2
PALM BEACH DIABETES & ENDOCRINE SPECIALISTS PA			2	100%	2
TENNESSEE DEPARTMENT OF HEALTH (TDH) - REGIONAL LABORATORY			2	100%	2
FEDERAL CORRECTIONAL INSTITUTION MARIANNA			2	100%	2
MANSFIELD MEDICAL LODGE			2	100%	2
HEALTH GROUP CENTER INC			2	100%	2
UNIVERSITY OF MARYLAND MEDICAL CENTER			2	100%	2
CVS OH3329POCT LAKEWOOD		2			2
THE WINDSOR ORTEGA		2			2
CVS AZ5477POCT SURPRISE		2			2
STOP URGENT CARE			2	100%	2
FLORIDA MEDICAL CLINIC RADIOLOGY DALE MABRY		2			2
PM PEDIATRICS OF BAYSIDE, PLLC - RIVE		2			2
ST ANTHONY COMMUNITY HOSPITAL LAB		1	1	50%	2
TMH EC NORTHEAST LABORATORY			2	100%	2
PIEDMONT WALTON HOSPITAL		2			2
Q ALL CARE MEDICAL PC		2			2
DELRAY BEACH HEALTH CENTER			2	100%	2
PLASMA MED RESEARCH DBA		2			2
MEDAILLE COLLEGE WELLNESS CENTER		2			2
SHELBYVILLE HOSPITAL COMPANY		2			2
UTMB PATHOLOGY CLINICAL SERVICES LABORATORY			2	100%	2
AUGUSTA HEALTH SKILLED CARE			2	100%	2
NORTH OKALOOSA PHYSICIAN GRP - WALK IN CLINIC			2	100%	2
ManorCare Rehab Center of Marietta		2			2
PRIMARY HEALTH CARE ASSOCIATES INC			2	100%	2
RICHICHI FAMILY HEALTH			2	100%	2
ACKERMAN CANCER CENTER		2			2
AFC URGENT CARE CLEVELAND			2	100%	2
WALGREENS #06583		2			2
MEDEXPRESS URGENT CARE-HAVERHILL		1			1
BROOKDALE WEST PALM BEACH			1	100%	1
CLEVELAND HEARTLAB			1	100%	1
WALGREENS #5130			1	100%	1
YOUTH HEALTH CENTER OF HUNTINGTON		1			1
ADVANCE HEALTH AND WELLNESS SOLUTIONS			1	100%	1
MEDEXPRESS URGENT CARE - CABOT			1	100%	1
ST JOSEPHS CHILDRENS HOSPITAL PEDI TRANSPORT			1	100%	1
HIGHLAND LABORATORY			1	100%	1
HEALTHCARE PARTNERS FAMILY MEDICINE LLC			1	100%	1
PAMC MICRO LAB			1	100%	1
HIGH DESERT COURT GROUP HOME			1	100%	1
POUDRE VALLEY HOSPITAL			1	100%	1
BRUNSWICK HEALTH AND REHABILITATION CE		1			1
ORLANDO DIALYSIS		1			1
TITUSVILLE REHABILITATION AND NURSING CENTER		1			1
DOCTORS HOSPITAL OF LAREDO			1	100%	1

COVID-19: testing by laboratory

Data through Apr 11, 2021 verified as of Apr 12, 2021 at 09:25 AM

Data in this report are provisional and subject to change.

The numbers in the table below represent the number of Florida and non-Florida residents for whom test results were received by the Department of Health. A person can be tested by more than one laboratory and can have both positive and negative results. **Therefore, the sum of the numbers in each column will be larger than the total number of people tested.**

Reporting lab	Inconclusive	Negative	Positive	Percent positive	Total
Kroger 767 - The Little Clinic Beaumont		1			1
NEMOURS CHILDREN'S PRIMARY CARE			1	100%	1
MID-SOUTH URGENT CARE, PLLC			1	100%	1
BAPTIST HEALTH PRIMARY CARE AT CUTLER BAY			1	100%	1
USF PHYSICIANS GROUP			1	100%	1
JUPITER MEDICAL GROUP			1	100%	1
ALBUQUERQUE INDIAN HEALTH CENTER		1			1
HATLEY HEALTH CARE, INC		1			1
NABI		1			1
MINUTE CLINIC DIAGNOSTIC PA			1	100%	1
ERIE COUNTY EMERGENCY SERVICES DIV OF		1			1
BOND & STEELE CLINIC, PA			1	100%	1
GAMMA HEALTHCARE, INC		1			1
Kempsville Health and Rehab Center		1			1
EASTGENE LABORATORIES		1			1
HUGH CHATHAM FAMILY MEDICINE INDEPENDENCE		1			1
MT VIEW			1	100%	1
Masonic Medical Research Institute			1	100%	1
JOHN HOPKINS WELLNESS CENTER PEPSICO			1	100%	1
CARSON NURSING AND REHABILITATION CENTER		1			1
THEDACARE FAMILY MEDICINE GATEWAY			1	100%	1
ACCESS FAMILY CARE LLC			1	100%	1
YORK HOSPITAL: MICROBIOLOGY			1	100%	1
Good Samaritan Society-Atkinson		1			1
PRISMA HEALTH TUOMEY LABORATORY			1	100%	1
MID-FLORIDA PATHOLOGY LLC		1			1
CONNECTICUT PEDIATRICS @ CHC		1			1
MCR HEALTH MEDICAL EXPRESS			1	100%	1
EMERALD HEALTH CARE		1			1
VIP STARNETWORK		1			1
WEST PALM BEACH PHARMACEUTICALS LLC			1	100%	1
COASTAL PEDIATRICS LLC			1	100%	1
SHARP GROSSMONT HOSPITAL LABORATORY			1	100%	1
CARESTAT HOSPICE SERVICES			1	100%	1
HEALTH AND HOPE CLINIC INC			1	100%	1
JOHN MANCHIN SR HEALTH CARE CENTER		1			1
SOLARIS HEALTHCARE PLANT CITY		1			1
MIAMI CHILDRENS HOSPITAL MIDTOWN OUTPATIENT CENTER			1	100%	1
MEDICAL CITY NORTH HILLS			1	100%	1
PANCARE HEALTH - BRUCE			1	100%	1
CVS TX7824POCT GARLAND		1			1
CVS PA2867POCT FOLSOM		1			1
ADVANCED MEDICAL LABORATORIES (AML)			1	100%	1
Good Samaritan Society - Albion		1			1
LIBERTY COMMONS NURSING AND REHABILITA		1			1
BAYFRONT CARDIOVASCULAR ASSOCIATES			1	100%	1
YOUR KIDS URGENT CARE			1	100%	1

COVID-19: testing by laboratory

Data through Apr 11, 2021 verified as of Apr 12, 2021 at 09:25 AM

Data in this report are provisional and subject to change.

The numbers in the table below represent the number of Florida and non-Florida residents for whom test results were received by the Department of Health. A person can be tested by more than one laboratory and can have both positive and negative results. **Therefore, the sum of the numbers in each column will be larger than the total number of people tested.**

Reporting lab	Inconclusive	Negative	Positive	Percent positive	Total
SUN LABORATORY SERVICES,INC			1	100%	1
HALIFAX HEALTH PRIMARY CARE			1	100%	1
SIGNATURE CARE MIDLAND			1	100%	1
HEARTLAND OF ZEPHYRHILLS FL, LLC□			1	100%	1
PRESTIGE ER			1	100%	1
SMA BEHAVIORAL HEALTH SERVICES INC		1			1
Greene Meadows Nursing and Rehabilitation Center		1			1
SPEARE MEMORIAL HOSPITAL			1	100%	1
FLORIDA CLINICAL LABORATORY INC DBA			1	100%	1
NORTH CAROLINA STATE LABORATORY OF PUBLIC HEALTH, SPECTRUM LAB NETWORK			1	100%	1
Washington County Nursing H0me			1	100%	1
QUALITY LAB			1	100%	1
PUBLIC HEALTH LABORATORIES			1	100%	1
BMRHC HARRISON		1			1
DIAGNOSTIC AFFILIATES			1	100%	1
Medilodge of Midland		1			1
Walgreens #9121		1			1
FLORIDA HOSPITAL TRANSPLANT CENTER		1			1
SALUDA NURSING CENTER		1			1
GWINNETT MEDICAL CENTER			1	100%	1
Nemours Children's Clinic-Orla			1	100%	1
CVS CA8882POCT SAN CLEMENTE		1			1
WAKE FOREST MEDICAL CENTER LABORATORY			1	100%	1
MINUTE CLINIC DIAGNOSTIC MED GRP OF CA		1			1
KELLY			1	100%	1
NEWCARE PRIMARY MEDICINE			1	100%	1
NORTH PALM CHIDRENS PHYSICIANS			1	100%	1
QUALITY URGENT CARE CENTER			1	100%	1
INFANTS & CHILDREN PA			1	100%	1
CVS TX3702POCT KATY		1			1
BIOLOGICAL AND CHEMICAL EMERGENCIES LABORATORY			1	100%	1
CFHC - FROSTPROOF			1	100%	1
CARENOW MIDTOWN			1	100%	1
Princeton Place			1	100%	1
KINGSWAY MEDICAL CENTER INC			1	100%	1
GADSDEN FAMILY PRACTICE		1			1
NORTH SHORE HEMATOLOGY-ONCOLOGY ASSOCIATES PC		1			1
MD NOW MEDICAL CENTERS, INC			1	100%	1
EMERY MEDICAL CENTER			1	100%	1
CORVALLIS CLINIC PC LAB		1			1
Kroger - KRO01100688			1	100%	1
SOUTHEASTERN HEALTH FACILITES, INC		1			1
MULTICARE PHYSICIANS			1	100%	1
SOUTHWEST ORLANDO FAMILY MEDICINE, PL			1	100%	1
ADVENTHEALTH SENIOR CARE AT ORMOND			1	100%	1
PEDIATRIC ASSOCIATES - JACKSONVILLE			1	100%	1
ABRAKIDABRA KIDS CLINIC			1	100%	1

COVID-19: testing by laboratory

Data through Apr 11, 2021 verified as of Apr 12, 2021 at 09:25 AM

Data in this report are provisional and subject to change.

The numbers in the table below represent the number of Florida and non-Florida residents for whom test results were received by the Department of Health. A person can be tested by more than one laboratory and can have both positive and negative results. **Therefore, the sum of the numbers in each column will be larger than the total number of people tested.**

Reporting lab	Inconclusive	Negative	Positive	Percent positive	Total
NORTH WEST FLORIDA DIAGNOSTIC ENOCRINOLOGY CLINIC			1	100%	1
AMBULATORY CARE CLINIC, LLC			1	100%	1
SANTA BARABARA ALF LLC (THE WINDSOR)			1	100%	1
CURELOGICS WOUND CARE & HYPERBARIC CENTER		1			1
US PUBLIC HEALTH SERVICE HOSPITAL			1	100%	1
GSM OCED Subsection			1	100%	1
Arlington Care Center			1	100%	1
KETTERING MEDICAL CENTER			1	100%	1
ST FRANCIS MEDICAL CENTER			1	100%	1
VA Texas Valley Coastal Bend Harlingen HCC		1			1
EH FARGO HOSPITAL LABORATORY			1	100%	1
WAYNE MEMORIAL HOSPITAL		1			1
CVS OH3481POCT MARYSVILLE		1			1
MEDEXPRESS URGENT CARE - BENTONVILLE		1			1
CVS MA929POCT FRANKLIN		1			1
AVERA SACRED HEART HOSPITAL			1	100%	1
MOUNT SINAI MEDICAL CENTER AVENTURA ER			1	100%	1
Heritage of Red Cloud		1			1
CVS PA2296POCT MACUNGIE		1			1
Wayne County Nursing Home		1			1
OMNICARE PHARMACY OF TEXAS 1, LP		1			1
STEWART MEDICAL GROUP INC			1	100%	1
MEDICAL ASSOCIATES OF CARTER		1			1
PARK AVENUE PEDIATRICS PC		1			1
SPORTS MEDICINE CLINIC - U OF WYOMING			1	100%	1
PRIMARY CARE SERVICES AT WESTMINSTER V		1			1
PUBLIX PHARMACY # 1236			1	100%	1
WALGREENS #01456		1			1
BL DIAGNOSTICS LLC			1	100%	1
FAMILY MEDICAL CENTER OF HOLLYWOOD PA			1	100%	1
LEE MEMORIAL HEALTH SYSTEMS HOME HEALTH		1			1
SOPHIA MEDICAL ASSOCIATES, PC			1	100%	1
FLORIDA HOSPITAL LAB			1	100%	1
TCPA CLINICAL LABORATORIES			1	100%	1
Chestnut Ridge Nursing & Rehab		1			1
MEDEXPRESS URGENT CARE-BRENTWOOD		1			1
BIOMAT USA INC			1	100%	1
Villa Maria			1	100%	1
MEMORIAL HOSPITAL - BELLEVILLE			1	100%	1
COASTAL MANOR		1			1
Wexner Heritage House			1	100%	1
NORTHWEST FLORIDA SPECIALTY PHYSICIANS LLC		1			1
MEDEX CLINIC LLC			1	100%	1
AMBRY GENETICS CORP	1				1
ADVENTHEALTH DURAND			1	100%	1
MEMORIAL HOSPITAL AT GULFPORT			1	100%	1
BARTLE'S PHARMACY INC			1	100%	1

COVID-19: testing by laboratory

Data through Apr 11, 2021 verified as of Apr 12, 2021 at 09:25 AM

Data in this report are provisional and subject to change.

The numbers in the table below represent the number of Florida and non-Florida residents for whom test results were received by the Department of Health. A person can be tested by more than one laboratory and can have both positive and negative results. **Therefore, the sum of the numbers in each column will be larger than the total number of people tested.**

Reporting lab	Inconclusive	Negative	Positive	Percent positive	Total
TRANSCEND PERFORMANCE AND LIFESTYLE INSTITUTE			1	100%	1
Troy Center for Rehabilitation & Nursing		1			1
AVON PARK CLUSTER		1			1
SOUTH DADE NURSING & REHABILITATION CENTER□			1	100%	1
WALGREENS #12624		1			1
Advanced Health Care of St. George		1			1
SARASOTA MEMORIAL HOSPITAL		1			1
TRUCARE LIVING CENTERS - SELMA			1	100%	1
LADY OF THE SEA HOSPITAL LAB			1	100%	1
ALABAMA REFERENCE LAB			1	100%	1
ST JOHN'S MEDICAL CENTER, TETON VILLAGE			1	100%	1
RELIANCE HOME HEALTH CARE INC		1			1
ANDERSON NURSING CENTER			1	100%	1
MEDEXPRESS URGENT CARE - LEOMINSTER		1			1
WAYNE COUNTY PUBLIC HEALTH		1			1
LABORATORY COPRORATION OF AMERICA			1	100%	1
Consulate Health Care of Tallahassee			1	100%	1
MRMC LAB MICRO			1	100%	1
GATEWAY LABORATORIES		1			1
ADVANCE CARDIOVASCULAR IMAGING, INC			1	100%	1
Kroger 126 - The Little Clinic Cottonwood		1			1
SILVER SPRINGS SHORES DIALYSIS			1	100%	1
BRIDGEWATER AT WATERMAN VILLAGE			1	100%	1
Raleigh Center (WV)			1	100%	1
Kroger 779 - The Little Clinic Georgetown		1			1
PASCO COUNTY HEALTH DEPARTMENT			1	100%	1
LOUIS STOKES CLEVELAND VA MEDICAL CENTER			1	100%	1
PINNACLE DIALYSIS		1			1
LAKE VIEW COURT		1			1
BROOKSVILLE REGIONAL HOSPITAL			1	100%	1
HABANA HEALTH CARE CENTER			1	100%	1
ALLIED PEDIATRICS & FAMILY MEDICINE			1	100%	1
KEY WEST BRANCH MEDICAL CLINIC			1	100%	1
Dugan Memorial Home		1			1
CVS AZ9374POCT TUCSON		1			1
PROVIDENCE PORTLAND MEDICAL CENTER		1			1
TITAN GENOMICS, LLC			1	100%	1
VELOCITY URGENT CARE - LITTLE CREEK			1	100%	1
STAYING HEALTHY MEDICAL SERVICES			1	100%	1
BRISTOL REGINAL MEDICAL CENTER			1	100%	1
HEALTH GUAGE			1	100%	1
MEDEXPRESS URGENT CARE - LAWTON		1			1
US LABORATORIES			1	100%	1
SANDPIPER CLUSTER		1			1
Harbor House		1			1
SOUTHWOOD HEALTHCARE CENTER		1			1
KEY BISCAYNE PEDIATRIC ASSOCIATES INC			1	100%	1

COVID-19: testing by laboratory

Data through Apr 11, 2021 verified as of Apr 12, 2021 at 09:25 AM

Data in this report are provisional and subject to change.

The numbers in the table below represent the number of Florida and non-Florida residents for whom test results were received by the Department of Health. A person can be tested by more than one laboratory and can have both positive and negative results. **Therefore, the sum of the numbers in each column will be larger than the total number of people tested.**

Reporting lab	Inconclusive	Negative	Positive	Percent positive	Total
UNIVERISTY HOSPITAL			1	100%	1
CENTRAL FLORIDA ADULT MEDICINE		1			1
Kroger 481 - The Little Clinic Houston Levee		1			1
PARRISH MEDICAL GROUP			1	100%	1
CARDIAC AND VASCULAR CONSULTANTS MD PA		1			1
SELECT SPECIALTY HOSPITAL - ORLANDO SOUTH			1	100%	1
CAMBRIDGE HEALTH ALLIANCE			1	100%	1
BAPTIST HEALTH MEDICAL PLAZA			1	100%	1
CLEVELAND CLINIC FLORIDA WAIVED			1	100%	1
PEACE HEALTH FAMILY MEDICINE AT 87TH AVE		1			1
HILLSBORO MEDICAL CENTER MAIN LABORATO		1			1
SOUTHWOOD NURSING & RETIREMENT CENTER		1			1
HUNTSVILLE HOSPITAL			1	100%	1
Glenburn Home		1			1
NEMOURS CHILDREN'S			1	100%	1
VITAL CARE			1	100%	1
PARK LANE NURSING HOME		1			1
DIAGNOSTIC GROUP INTEGRATED HEALTHCARE			1	100%	1
MIAMI JEWISH DIALYSIS			1	100%	1
HEARTLAND NURSING & REHABILITATION		1			1
Orchid Cove at Naples			1	100%	1
REEVES COUNTY HOSPITAL DISTRICT			1	100%	1
DIRECT PRIMARY CARE OF BURLESON			1	100%	1
CORPORATION OF AMERICA		1			1
HEARTLAND PHARMACY SEBRING			1	100%	1
CVS IN6536POCT KOKOMO		1			1
CYPRESS CREEK DIALYSIS CTR			1	100%	1
Walgreens #5421		1			1
Wedgewood Manor		1			1
CHATEAU TERREBONNE HEALTH CARE		1			1
CYPRESS VILLAGE REHAB CENTER		1			1
REHABILITATION CENTER OF SOUTH GEORGIA		1			1
CVS CA9751POCT AGOURA		1			1
GIFFORD MEMORIAL HOSPITAL		1			1
Freedom Pointe at The Villages			1	100%	1
UNIVERSITY OF BALTIMORE WASHINGTON MEDICAL CENTER			1	100%	1
FLORIDA SOUTHERN COLLEGE			1	100%	1
NEW YORK STATE DEPTARTMENT OF HEALTH			1	100%	1
NEVADA RURAL HOUSING AUTHORITY			1	100%	1
SUMMIT COUNTY PUBLIC HEALTH DEPARTMENT			1	100%	1
NHC Sequatchie		1			1
ORANGETOWN PEDIATRICS ASSOCIATES		1			1
TRADITIONAL MEDICINE CENTER			1	100%	1
WVU MEDICINE AT SUNCREST TOWNE CENTRE			1	100%	1
Pontotoc Health and Rehab		1			1
COUNTY OF HAMILTON			1	100%	1
Arbor Springs Health and Rehab		1			1

COVID-19: testing by laboratory

Data through Apr 11, 2021 verified as of Apr 12, 2021 at 09:25 AM

Data in this report are provisional and subject to change.

The numbers in the table below represent the number of Florida and non-Florida residents for whom test results were received by the Department of Health. A person can be tested by more than one laboratory and can have both positive and negative results. **Therefore, the sum of the numbers in each column will be larger than the total number of people tested.**

Reporting lab	Inconclusive	Negative	Positive	Percent positive	Total
Smg At Bridgewater Family Medicine		1			1
EAST FL CORE LAB			1	100%	1
Signature HealthCare of Bowling Green		1			1
ADAMS COUNTY HEALTH DEPARTMENT			1	100%	1
TMH CANCER CENTER LABORATORY			1	100%	1
PELICAN STATE OUTPATIENT CENTER			1	100%	1
LANGLADE			1	100%	1
GARDENS AT MAPLEWOOD			1	100%	1
Sky View Rehabilitation and Health Care Center		1			1
JMJ FAMILY PRACTICE			1	100%	1
Holly Hill Healthcare Center			1	100%	1
Life Care Center of Paradise Valley		1			1
LAB TEST KENDALL LLC		1			1
COOSA VALLEY HEALTHCARE CENTER LLC		1			1
Signature Healthcare of Georgetown		1			1
ROSLYN INTERNAL MEDICINE		1			1
SOMA MEDICAL CENTER PA #2			1	100%	1
Glen Haven Health and Rehabilitation LLC		1			1
MEDCOR, INC			1	100%	1
NORTH RIVER FAMILY HEALTH CENTER			1	100%	1
CRESTHAVEN			1	100%	1
JOSHUA E CHESIR MD		1			1
UNIVERSITY OF MIAMI - LENNAR CENTER			1	100%	1
SUNSHINE FAMILY & WELLNESS CENTER			1	100%	1
BAYCARE OUTREACH LAB AT NEW TAMPA			1	100%	1
The Pines at Poughkeepsie Center for Nursing and Rehabilitation		1			1
THE GROVE HEALTH AND REHAB			1	100%	1
BEAUMONT URGENT CARE		1			1
TEXAS HEALTH HARRIS METHODIST HOSPITAL			1	100%	1
NYU LANGONE AMBULATORY CARE LAKE SUCC		1			1
CLIFTON-FINE HOSPITAL LABORATORY		1			1
ADVENTHEALTH MEDICAL GROUP SENIOR HEALTH AT			1	100%	1
GALVESTON COUNTY HEALTH DISTRICT			1	100%	1
CVS IL8744POCT BROOKFIELD		1			1
CARESOUTH HHA HOLDINGS OF THE TREASURE COAST LLC			1	100%	1
TILLAMOOK COUNTY GENERAL HOSPITAL LAB		1			1
CMC MERCY LABORATORY			1	100%	1
PEDIATRIC PARTNERS ZEPHYRHILLS			1	100%	1
MAINE HEALTH AND ENVIRONMENTAL TESTING LABORATORY			1	100%	1
BOULDER COMMUNITY HOSPITAL			1	100%	1
HALIFAX FAMILY HEALTH CENTER			1	100%	1
WALGREENS # 12338		1			1
Bolingreen Health and Rehabilitation		1			1
MID FLORIDA DERMATOLOGY ASSOCIATES PA			1	100%	1
Mountain View Manor			1	100%	1
PROGRESSIVE URGENT CARE, PC			1	100%	1
BREVARD COUNTY JAIL			1	100%	1

COVID-19: testing by laboratory

Data through Apr 11, 2021 verified as of Apr 12, 2021 at 09:25 AM

Data in this report are provisional and subject to change.

The numbers in the table below represent the number of Florida and non-Florida residents for whom test results were received by the Department of Health. A person can be tested by more than one laboratory and can have both positive and negative results. **Therefore, the sum of the numbers in each column will be larger than the total number of people tested.**

Reporting lab	Inconclusive	Negative	Positive	Percent positive	Total
OHIOHEALTH URGENT CARE			1	100%	1
MEDSTAR HEALTH URGENT CARE			1	100%	1
SUNY AT STONY BROOK			1	100%	1
WHEATON FRANCISCAN LABORATORY			1	100%	1
Encompass Health Rehab Hosp Tinton Falls		1			1
NEMOURS CHILDRENS URGENT CARE			1	100%	1
PENROSE HOSPITAL			1	100%	1
TEMPLE UNIVERSITY HOSPITAL			1	100%	1
PENNY PEDIATRICS		1			1
FAMILY MEDICAL CENTERS			1	100%	1
MEMORIAL HOSPITAL LOS BANOS			1	100%	1
CHC			1	100%	1
PARKWAY REGIONAL MEDICAL CENTER LAB			1	100%	1
DORA HOME CARE			1	100%	1
Senatobia Healthcare & Rehab		1			1
ADVANCE GASTROENTEROLOGY			1	100%	1
WALMART PHARMACY 10-4554		1			1
J F K PEDIATRICS			1	100%	1
CHILDRENS HEALTHCARE CTE OF NORTHERN		1			1
Riverside Nursing & Rehabilitation Center		1			1
SUMMER PLACE NURSING & REHABILITATION		1			1
Kroger - KRO03400316			1	100%	1
DESTIN SURGERY CENTER LTD		1			1
Kroger 356 - The Little Clinic Middletown		1			1
PROVIDENCE HOSPITAL			1	100%	1
Kroger 527 - The Little Clinic Hwy 70 S.		1			1
ATHENS MEDICAL CENTER			1	100%	1
LIFESTREAM BEHAVIORAL CENTER INC			1	100%	1
Accordius Health at Gastonia			1	100%	1
Kroger 699 - The Little Clinic Smyrna		1			1
LAB. CORP. OF AMERICA			1	100%	1
HEALTH SENTRY			1	100%	1
C A R E S		1			1
HOLYOKE MEDICAL CENTER			1	100%	1
EXACCARE KINGSTON, LLC			1	100%	1
INDIANA STATE DEPARTMENT OF HEALTH CLINIC MICROBIOLOGY		1			1
SYNAPSE ANALYTICAL LABS		1			1
TMH PHYSICIAN PARTNERS WAKULLA			1	100%	1
INTERNAL MEDICINE GROUP OF WINTER HAVEN PA		1			1
SUN CITY DIAGNOSTIC CENTER			1	100%	1
ELLICOTT CENTER FOR REHABILITATION AND		1			1
WELLINGTON WEST 100176			1	100%	1
SEATTLE-KING COUNTY			1	100%	1
DEVITA		1			1
NIHCC			1	100%	1
REELFOOT FAMILY WALK-IN CLINIC		1			1
Waycross VA CBOC		1			1

COVID-19: testing by laboratory

Data through Apr 11, 2021 verified as of Apr 12, 2021 at 09:25 AM

Data in this report are provisional and subject to change.

The numbers in the table below represent the number of Florida and non-Florida residents for whom test results were received by the Department of Health. A person can be tested by more than one laboratory and can have both positive and negative results. **Therefore, the sum of the numbers in each column will be larger than the total number of people tested.**

Reporting lab	Inconclusive	Negative	Positive	Percent positive	Total
CARESPOT - WELLINGTON			1	100%	1
GENESEE COUNTY HEALTH DEPARTMENT		1			1
Ashland Place Health and Rehabilitation, LLC		1			1
DOYLESTOWN HOSPITAL			1	100%	1
METHODISM MIDLOTHIAN MEDICAL CENTER			1	100%	1
PREVENTIVE CARDIOLOGY AND INTERNAL MEDICINE ASSOCI			1	100%	1
HUNTERS CREEK MEDICAL ASSOCIATES PA		1			1
PENSACOLA PATHOLOGY		1			1
HAMPTON VAMC		1			1
CORE OCCUPATIONAL MEDICINE			1	100%	1
THE INTERNAL MEDICAL GROUP		1			1
SOUTHWESTERN VERMONT MEDICAL CENTER			1	100%	1
CHILDRENS SPECIALIST PEDIATRIC PULMMOLOGY &			1	100%	1
COMMUNITY CARE CENTER□		1			1
NHC HEALTH CARE CENTER		1			1
GENEVA FAMILY HEALTH			1	100%	1
MORGAN MEDICAL CENTER		1			1
SANTA MONICA CA-UCLA MC			1	100%	1
TRIPLE O RESEARCH INSTITUTE PA			1	100%	1
FLAGLER MEDICAL ASSOCIATES PA			1	100%	1
Melbourne Terrace Rehabilitation Center			1	100%	1
CLARKSVILLE MANOR INC		1			1
WESTOX LABS		1			1
NEW ULM MEDICAL CENTER			1	100%	1
TMH URGENT CARE CENTER			1	100%	1
THYROID SPECIALTY LABORATORY			1	100%	1
BEACH CARE PLLC			1	100%	1
HSRE-ASL CASSELBERRY TRS, LLC			1	100%	1
MBMG OF WINTER HAVEN			1	100%	1
EUGENE T FINAN, MD			1	100%	1
MEDCOR INC			1	100%	1
FAMILY PRACTICE OF CENTRAL FLORIDA PA			1	100%	1
Crisp Regional Nursing and Rehab Center		1			1
CLINICAL MICROBIOLOGY LAB FAIRVIEW UNIVERSITY HOSPITAL			1	100%	1
Oak Hill Health & Rehabilitation Center			1	100%	1
TALLAHASSEE DIALYSIS		1			1
White River Health Care Center		1			1
MERCY MEDICAL CENTER INC			1	100%	1
URGENT DOC -NACOGODOCHES CLINIC			1	100%	1
ROSE MEDICAL CENTER LAB			1	100%	1
WILMINGTON NURSING AND REHAB			1	100%	1
LIFE CARE CENTER OF HILTON HEAD		1			1
Summit Medical Group Morristown Oncology		1			1
CARENOW URGENT CARE-HENDERSONVILLE		1			1
CHATSWORTH ASSISTED LIVING COMMUNITY AT PGA NATIONAL			1	100%	1
FAITH FAMILY PRACTICE			1	100%	1
RED HOOK FAMILY PRACTICE		1			1

COVID-19: testing by laboratory

Data through Apr 11, 2021 verified as of Apr 12, 2021 at 09:25 AM

Data in this report are provisional and subject to change.

The numbers in the table below represent the number of Florida and non-Florida residents for whom test results were received by the Department of Health. A person can be tested by more than one laboratory and can have both positive and negative results. **Therefore, the sum of the numbers in each column will be larger than the total number of people tested.**

Reporting lab	Inconclusive	Negative	Positive	Percent positive	Total
PALM BEACH PEDIATRIC UROLOGY			1	100%	1
CRESTVIEW MED CLIN LAB			1	100%	1
EVANS FAMILY CARE PA			1	100%	1
ADVENTHEALTH MEDICAL GROUP INTERNAL MEDICINE AT MILLS			1	100%	1
CAN COMMUNITY HEALTH NORTH MIAMI, FL		1			1
HOLMES FAMILY PRACTICE PA			1	100%	1
BROCK HUGHES MEDICAL CENTER			1	100%	1
BETHESDA HEALTH PHYSICIANS GROUP		1			1
SPECTRUM LUDINGTON			1	100%	1
PEDIATRIC URGENT CARE CENTR OF FORT WORTH-LA GRAN			1	100%	1
ADVENTHEALTH HOME CARE WATERMAN			1	100%	1
RADIANCE HEALTH RX		1			1
CONCIERGE IV NUTRITION			1	100%	1
JEFFREY A HIRSCHFIELD, MD PA			1	100%	1
Mountain City Care and Rehabilitation Center		1			1
ALCALA PHARMACEUTICALS			1	100%	1
MEDEXPRESS URGENT CARE - JACKSON		1			1
JET MEDICAL CENTER			1	100%	1
San Antonio Residence and Rehabilitation Center		1			1
DAVENPORT PEDIATRICS CLERMONT			1	100%	1
INNOVATIVE HEALTH DIAGNOSTIC OF CALIFORNIA			1	100%	1
MYLAN-SOUTH POINT PA		1			1
SAINT JOSEPHS HOSPITAL OF ATLANTA			1	100%	1
ABSOLUTE CAREGIVERS HOME HEALTH AGENCY INC			1	100%	1
MEDTOWN PHARMACY			1	100%	1
Ideal Senior Living Center		1			1
FAU MEMORY & WELLNESS CENTER			1	100%	1
MEDEXPRESS URGENT CARE - MT EPHRAIM		1			1
Parkside Manor		1			1
Brakeley Park Center		1			1
Cerenity Senior Care-White Bear Lake		1			1
Traymore Nursing Center		1			1
BLUFFTON HEALTH CENTER			1	100%	1
AMERICAN DRUG TESTING LAB LLC			1	100%	1
YUMA REGIONAL MEDICAL CENTER			1	100%	1
Good Shepherd Fairview Home, Inc.		1			1
ALTA BATES SUMMIT MEDICAL CENTER CLINICAL LAB			1	100%	1
North Ottawa Care Center at Heartwood Lodge		1			1
BRONSON METHODIST HOSPITAL			1	100%	1
HOLYCROSS URGENT CARE AND IMAGING CENTER		1			1
BMC MAYPORT			1	100%	1
Hinesville VA Clinic		1			1
B2 URGENT CARE			1	100%	1
LONESTAR 24HRER MANAGEMENT LLC DBA LONESTAR 24HRER			1	100%	1
CVS TN6414POCT SMYRNA		1			1
SPRINGFIELD HOSPITAL			1	100%	1
Kroger 531 - The Little Clinic Waterville		1			1

COVID-19: testing by laboratory

Data through Apr 11, 2021 verified as of Apr 12, 2021 at 09:25 AM

Data in this report are provisional and subject to change.

The numbers in the table below represent the number of Florida and non-Florida residents for whom test results were received by the Department of Health. A person can be tested by more than one laboratory and can have both positive and negative results. **Therefore, the sum of the numbers in each column will be larger than the total number of people tested.**

Reporting lab	Inconclusive	Negative	Positive	Percent positive	Total
INTERIM HEALTHCARE OF PALM COAST			1	100%	1
VIVIAN SIMMONS FAMILY PRACTICE			1	100%	1
MINUTECLINIC LLC #3351			1	100%	1
CVS CA9492POCT YORBA LINDA		1			1
RMC BROOKHOLLOW MED AESTHETICS INC		1			1
CELEBRATION FAMILY PHYSICIANS LLC			1	100%	1
American Fork Care Center dba Heritage Care Center		1			1
Central Alabama Veterans HCS - East Campus		1			1
Walgreens #17445		1			1
Bayou Vista Community Care Center			1	100%	1
SHAW MEDICAL GROUP LLC			1	100%	1
PALMA CEIA MED GROUP-SWANN		1			1
Diversicare of Ripley		1			1
CVS IL2297651CV JOLIET		1			1
St. Catherine's manor of Findlay		1			1
Kroger 539 - The Little Clinic Memorial Blvd.		1			1
CLINICAL LABORATORY DEPARTMENT			1	100%	1
ANDREWS			1	100%	1
JPS HEALTH CENTER AT TRUE WORTH PLACE			1	100%	1
GULF BREEZE TREATMENT CENTER, LLC			1	100%	1
EAST END PEDIATRICS		1			1
MEMPHIS URGENT CARE #2, LLC			1	100%	1
Diversicare of Eupora		1			1
ALL PRO ORTHOPEDICS & SPORTS MEDICINE, PA			1	100%	1
Williamstown Commons			1	100%	1
PINECREST MANOR		1			1
FAIRVIEW HOSPITAL			1	100%	1
STAMFORD HOSPITAL			1	100%	1
MARYWOOD HEIGHTS		1			1
Kroger 588 - The Little Clinic Thompsons Station		1			1
Manor Care of Dallastown d/b/a ManorCare Health Services - Dallastown		1			1
GENESIS MICROBIOLOGY LAB		1			1
ADVENTHEALTH MEDICAL GROUP UROLOGY AT EAST ORLANDO		1			1
PSL JAX BEACH OPERATIONS LLC			1	100%	1
HEALTH & WELLNESS PROFESSIONALS INC			1	100%	1
Jenkins Living Center		1			1
KIOSK MEDICINE KENTUCKY LLC		1			1
OUCH URGENT CARE			1	100%	1
INTERIM HEALTHCARE			1	100%	1
Terrace Glen Village		1			1
RIVERTON CBOC			1	100%	1
STAT EMERGENCY CENTER			1	100%	1
WELLPATH			1	100%	1
INDIGO PALMS			1	100%	1
SIGNATURE CARE COLLEGE STATION			1	100%	1
CLINTON DRUG STORE		1			1
MEDHEALTH CLINICAL INC			1	100%	1

COVID-19: testing by laboratory

Data through Apr 11, 2021 verified as of Apr 12, 2021 at 09:25 AM

Data in this report are provisional and subject to change.

The numbers in the table below represent the number of Florida and non-Florida residents for whom test results were received by the Department of Health. A person can be tested by more than one laboratory and can have both positive and negative results. **Therefore, the sum of the numbers in each column will be larger than the total number of people tested.**

Reporting lab	Inconclusive	Negative	Positive	Percent positive	Total
MEDLABS OF FLORIDA LLC D/B/A MEDLABS DIAGNOSTICS		1			1
ManorCare Yeadon		1			1
IDAHO HEALTH DEPARTMENT			1	100%	1
MEDICAL EXAMINERS OFFICE, LEESBURG			1	100%	1
HOUSTON MEDICAL CENTER			1	100%	1
PROGRESSIVE MEDICAL RESEARCH			1	100%	1
HANCOCK REGIONAL HOSPITAL		1			1
Oakview Manor Health and Rehab		1			1
CLUB HEALTH AND REHABILITATION CENTER, THE		1			1
HOLSTON MEDICAL GROUP		1			1
SHANDSCAIR FLIGHT PROGRAM			1	100%	1
CARLTON SHORES HEALTH AND REHABILITATION CENTER			1	100%	1
Kroger 705 - The Little Clinic Richmond		1			1
FAMILY PHYSICIANS OF WINTER PARK, INC			1	100%	1
The Center at Centennial			1	100%	1
ORMOND BEACH DIALYSIS			1	100%	1
ALLEGANY COUNTY DEPARTMENT OF HEALTH		1			1
CVS TX1057POCT SAN ANTONIO		1			1
PALM BEACH COUNTY HEALTH DEPT.			1	100%	1
AURORA CONSOLIDATED LABORATORY			1	100%	1
DUKE UNIVERSITY POINT OF CARE TESTING PROGRAM			1	100%	1
A.G. Rhodes		1			1
SCRIPTS PLUS INC DBA THE MEDICINE SHOP		1			1
TWIN			1	100%	1
PARK AVENUE DERMATOLOGY NORTH			1	100%	1
BAXTER REGIONAL MEDICAL CENTER			1	100%	1
COMMUNITY MEDICAL CARE			1	100%	1
BROOKDALE AVONDALE (BU 04360)			1	100%	1
BASCOM PALMER-MICRO LAB			1	100%	1
ARNOLD PALMER HOSPITAL LAB POCT		1			1
NULL			1	100%	1
CAREATC - WISCONSIN PIPE-FITTERS			1	100%	1
Metairie Healthcare Center			1	100%	1
GREYSTONE HOME HEALTH OF GREATER ORLANDO LLC		1			1
LAKE COMMUNITY ACTION AGENCY		1			1
MY URGENT CARE CLINIC			1	100%	1
Alexandria Place		1			1
RAPID CITY REGIONAL HOSPITAL -579 ATTN. LABORATORY		1			1
THE NEW JEWISH HOME		1			1
Bay View Nursing and Rehabilitation Center			1	100%	1
ACCOMPLISHED HOME CARE		1			1
RIVIERA BEACH HEALTH CENTER LAB			1	100%	1
NHC Chattanooga			1	100%	1
WMC HEALTH GROUP INC			1	100%	1
LabCorp L#09258295 M#09258285			1	100%	1
PHYSICIANS ASSOCIATES			1	100%	1
BMC/NASSAU			1	100%	1

COVID-19: testing by laboratory

Data through Apr 11, 2021 verified as of Apr 12, 2021 at 09:25 AM

Data in this report are provisional and subject to change.

The numbers in the table below represent the number of Florida and non-Florida residents for whom test results were received by the Department of Health. A person can be tested by more than one laboratory and can have both positive and negative results. **Therefore, the sum of the numbers in each column will be larger than the total number of people tested.**

Reporting lab	Inconclusive	Negative	Positive	Percent positive	Total
DOCTORS HEARING			1	100%	1
CAROMONT HEALTH			1	100%	1
Hillside Manor Rehabilitation and Extended Care Center		1			1
HAWAII DEPARTMENT OF HEALTH LAB			1	100%	1
IVAN, MAYA			1	100%	1
HENRICO DOCTOR'S LABORATORY			1	100%	1
MORTON PLANT HOSPITAL - ADLER INSTITUTE OF LAB MEDICINE			1	100%	1
PHOEBE SUMTER MEDICAL CENTER LABORATORY		1			1
KIDS HEALTH ALLIANCE PA			1	100%	1
Lenbrook		1			1
SPACE COAST COMMUNITY PHARMACY			1	100%	1
CENTRAL FLORIDA MEDICAL CARE			1	100%	1
MAGGY PHARMACY INC		1			1
SOUTH FLORIDA URGENT CARE CENTERS, LLC			1	100%	1
HOWELL BRANCH COURT			1	100%	1
ELEMENTS PHARMACY			1	100%	1
PROVIDENCE ST. PATRICK HOSPITAL			1	100%	1
SUMMERLIN MEDICAL CENTRE			1	100%	1
Lopatcong Center		1			1
Eddy Memorial Geriatric Center		1			1
LIFECARE MEDICAL CENTER			1	100%	1
SPECIALTY MOLECULAR - DENVER			1	100%	1
PUBLIX PHARMACY #1122		1			1
WEST BOCA MEDICAL CENTER			1	100%	1
MY INSTADOC - HOWELL URGENT CARE		1			1
CLINICAL PATHOLOGY LABORATORIES SOUTHEAST INC			1	100%	1
CAH ACQUISITION COMPANY 11 LLC			1	100%	1
MEDCARE-GARNERS FERRY			1	100%	1
CROSS CREEK HEALTH CARE		1			1
Bethany Manor		1			1
C V S / PHARMACY #833		1			1
ACUPATH LABORATORIES INC			1	100%	1
CVS AZ9273POCT TUCSON			1	100%	1
PIONEER CLINICAL RESEARCH LLC			1	100%	1
ANSWERS RESOURCE FACILITY		1			1
Fairhope		1			1
Trucare Living Centers - Columbus		1			1
MALUHIA		1			1
TUNIS STREET GROUP HOME		1			1
USA Healthcare LTC, LLC - Folsom Center for Rehabilitation & Healthca		1			1
VA Boston HCS-West Roxbury Division			1	100%	1
WALKIN MEDICAL URGENT CARE,NEW CITY			1	100%	1
LITTLE COMPANY OF MARY HOSPITAL			1	100%	1
COURTLAND TERRACE		1			1
Victoria Manor		1			1
FLAGLER COUNTY BOARD OF COUNTY COMMISSIONERS			1	100%	1
TAYLOR COUNTY HEALTH DEPARTMENT			1	100%	1

COVID-19: testing by laboratory

Data through Apr 11, 2021 verified as of Apr 12, 2021 at 09:25 AM

Data in this report are provisional and subject to change.

The numbers in the table below represent the number of Florida and non-Florida residents for whom test results were received by the Department of Health. A person can be tested by more than one laboratory and can have both positive and negative results. **Therefore, the sum of the numbers in each column will be larger than the total number of people tested.**

Reporting lab	Inconclusive	Negative	Positive	Percent positive	Total
Erwin Health Care Center		1			1
PRACTITIONERS IN MOTION			1	100%	1
Garden View Care Center at Dougherty Ferry		1			1
WINDSOR MANOR			1	100%	1
Mission Arch Center		1			1
CVS IL7142POCT LOCKPORT		1			1
KENNEDY BOULEVARD DIALYSIS			1	100%	1
PRIMARY CARE GROUP LLC		1			1
RYE BEACH PHARMACY INC		1			1
HEALTH FIRST HOME CARE		1			1
CONVENIENT URGENT CARE			1	100%	1
FLORIDA DEPARTMENT OF HEALTH PALM BEACH COUNTY			1	100%	1
MINUTE CLINIC DIAGNOSTICS OF IN, LLC #6252		1			1
GOLDING-GRANADO MEDICAL ASSOCIATES		1			1
FLORHAM PARK ENDOSCOPY CENTER		1			1
Kroger 682 - The Little Clinic Combs and Gantzel		1			1
THE EMORY CLINIC			1	100%	1
Walgreens #12153		1			1
EILEEN TURBESSI MD PA		1			1
WY RETIREMENT CENTER		1			1
BRIAN C GRINER MD LLC			1	100%	1
ATLANTIS VISION CENTER			1	100%	1
CVS LA1116POCT BATON ROUGE		1			1
OKLAHOMA BLOOD INSTITUTE			1	100%	1
NORTH SHORE MEDICAL CENTER - SALEM HOSPITAL			1	100%	1
HARTFORD HEALTH CARE & REHABILITATION			1	100%	1
OXLEY PARK HEALTH & REHAB		1			1
ST CATHERINE HOSPITAL LABORATORY			1	100%	1
ADVANCED CARDIOVASCULAR DIAGNOSTICS OF FL			1	100%	1
ST JOHN'S HOME CARE			1	100%	1
RAMBAM URGENT CARE			1	100%	1
PULSE MEDICAL DOCTOTS LLC			1	100%	1
SUPERKIDS PEDIATRICS			1	100%	1
NF Escambia, LLC DBA Olive BranchHealth and Rehabilitaion Center			1	100%	1
Florence Home		1			1
MEDOR/ACC SYNCHRONY			1	100%	1
EVERGREEN NURSING HOME		1			1
MISSION REGIONAL MEDICAL CENTER			1	100%	1
FLORIDA HOSPITAL ORMOND BEACH			1	100%	1
BAYLOR SCOTT & WHITE ALL SAINTS MEDICAL CENTER FT			1	100%	1
FRANKLIN CBOC			1	100%	1
COMMUNITY HOSPITALS INDIANAPOLIS			1	100%	1
RINGLING HEALTH CENTER			1	100%	1
REGENTS PARK OF JACKSONVILLE			1	100%	1
VA Tennessee Valley HCS-Nashville Campus			1	100%	1
Mercy Manor Transition Center			1	100%	1
ACCESS TOTAL CARE - PORTLAND			1	100%	1

COVID-19: testing by laboratory

Data through Apr 11, 2021 verified as of Apr 12, 2021 at 09:25 AM

Data in this report are provisional and subject to change.

The numbers in the table below represent the number of Florida and non-Florida residents for whom test results were received by the Department of Health. A person can be tested by more than one laboratory and can have both positive and negative results. **Therefore, the sum of the numbers in each column will be larger than the total number of people tested.**

Reporting lab	Inconclusive	Negative	Positive	Percent positive	Total
ROBERT TAYLOR COMMUNITY COMPLEX			1	100%	1
WELLSTAR SPALDING REGIONAL MEDICAL CENTER		1			1
CAPE CORAL HOSPITAL NURSING			1	100%	1
OPCO LLC LEGACY NURSING AND REHABILITA		1			1
WALK IN FAMILY MEDICINE CENTER			1	100%	1
DOCTOR TODAY URGENT CARE			1	100%	1
TARRYTOWN PHARMACY			1	100%	1
Village Green Health & Rehabilitation		1			1
SUMMIT LABORATORY			1	100%	1
Kroger 379 - The Little Clinic Stony Brook		1			1
Harris Hill Nursing Facility		1			1
WEST VIRGINIA LABORATORIES			1	100%	1
Kroger 524 - The Little Clinic Iron Bridge Road		1			1
SOUTHERN REGIONAL MEDICAL CENTER		1			1
LABORATORIO BUENA SALUD			1	100%	1
ST LUKE LUTHERAN HOME		1			1
WILLOWBROOKE CT AT LIMA ESTATES		1			1
FORT MYERS DIALYSIS		1			1
NHC HealthCare St. Charles		1			1
BUFFALO VAMC			1	100%	1
ATHENA PLASTIC SURGERY		1			1
SAN JOSE CLINIC		1			1
Kroger 907 - The Little Clinic Holland		1			1
DONALSONVILLE HOSPITAL			1	100%	1
HEALTH CHOICES, PLLC		1			1
BLACKBERRY CENTER, THE		1			1
WATERTOWN URGENT CARE		1			1
BIODORON LABORATORIES			1	100%	1
ANMED HEALTH MEDICAL CENTER			1	100%	1
Ramsey Village		1			1
PINELLAS POINT NURSING AND REHAB CENTER			1	100%	1
WASHINGTON SOLDIERS HOME AND COLONY		1			1
DIXIE REGIONAL MEDICAL CENTER			1	100%	1
Accordius Health at Harrisonburg		1			1
WILLOWBROOKE COURT AT MATTHEWS GLEN		1			1
Victory Health and Rehabilitation			1	100%	1
GENESIS HOME HEALTH CARE SERVICES OF			1	100%	1
CAREFIRST URGENT CARE - BEECHMONT			1	100%	1
PRIORITY CARE LLC			1	100%	1
CHATEAU MADELEINE - SENIOR LIVING & MEMORY CARE			1	100%	1
IRA FIALKO DO			1	100%	1
GULF COAST VILLAGE HOME HEALTH INC			1	100%	1
PALACE CARE AND REHAB		1			1
ST. PETERSBURG PEDIATRICS-SEMINOLE			1	100%	1
TFH HOME HEALTH INC			1	100%	1
GRANITE FALLS LTC, LLC		1			1
HALE KUPUNA HERITAGE HOME		1			1

COVID-19: testing by laboratory

Data through Apr 11, 2021 verified as of Apr 12, 2021 at 09:25 AM

Data in this report are provisional and subject to change.

The numbers in the table below represent the number of Florida and non-Florida residents for whom test results were received by the Department of Health. A person can be tested by more than one laboratory and can have both positive and negative results. **Therefore, the sum of the numbers in each column will be larger than the total number of people tested.**

Reporting lab	Inconclusive	Negative	Positive	Percent positive	Total
WESTON COUNTY HEALTH SERVICES			1	100%	1
MARTIN MEMORIAL MEDICENTER			1	100%	1
Waters of Covington		1			1
BRIGHAM YOUNG UNIV STUDENT HEALTH CTR			1	100%	1
PATIENT FIRST - GARRISONVILLE			1	100%	1
PEDIATRIC ASSOCIATES OF JULINGTON CREEK			1	100%	1
WORKCARE, INC GLOBALFOUNDRIES			1	100%	1
LEESBURG DIALYSIS CENTER		1			1
ADVANCED URGENT CARE PLLC		1			1
BEAUMONT HOSPITAL, GROSSE POINTE			1	100%	1
A PATTERN MEDICAL CLINIC		1			1
CVS TN6394POCT BRENTWOOD		1			1
Seal Rock Healthcare		1			1
SONORAN DESERT PATHOLOGY			1	100%	1
SEPULVEDA OUTPATIENT AND NURSING HOME CARE			1	100%	1
METROWEST MEDICAL CENTER - FRAMINGHAM			1	100%	1
MOBILE MEDICAL CLINIC			1	100%	1
COVENANT HOSPITAL HOBBS D/B/A COVENANT		1			1
Redwood Springs Healthcare			1	100%	1
FELD ENTERTAINMENT			1	100%	1
Kroger 410 - The Little Clinic Trinity		1			1
PATHOLOGY ASSOCIATES			1	100%	1
MINUTECLINIC DIAGNOSTIC OF NH, LLC (CL		1			1
Kroger 086 - The Little Clinic Broomfield-Sheridan		1			1
EXPRESS LAB LIVINGSTON			1	100%	1
Pinnacle Health and Rehab at South Portland		1			1
ARISTACARE AT MANCHESTER		1			1
IMMY LABS			1	100%	1
SUNRISE/QUAY COUNTY HEALTH CLINIC		1			1
LACKAWANNA HEALTH AND REHAB CENTER		1			1
SAINT JOSEPH'S HOSPITAL AND MEDICAL CENTER		1			1
MAYO MEDICAL LABORATORIES			1	100%	1
WESTCHESTER MEDICAL CENTER ADVANCED		1			1
BROOKDALE FORT WALTON BEACH			1	100%	1
COSTAMED GRUPO MEDICO			1	100%	1
JOHN D. ARCHBOLD MEMORIAL HOSPITAL			1	100%	1
UF HEALTH FAMILY MEDICINE-GOODBYS CREEK			1	100%	1
PALM COAST DRAW STATION/AMERICAN HEALTH ASSOCIATES		1			1
Villages of St.Peters		1			1
BLACK SHEEP MEDICAL			1	100%	1
Glenview Terrace Nursing Center		1			1
FAST TEST NOW		1			1
BOYKIN		1			1
MORGAN STANELY HEALTH CENTER		1			1
STONESPRINGS HOSPITAL CENTER			1	100%	1
NORTH MIAMI BEACH SURGICAL CENTER			1	100%	1
Walgreens #9620		1			1

COVID-19: testing by laboratory

Data through Apr 11, 2021 verified as of Apr 12, 2021 at 09:25 AM

Data in this report are provisional and subject to change.

The numbers in the table below represent the number of Florida and non-Florida residents for whom test results were received by the Department of Health. A person can be tested by more than one laboratory and can have both positive and negative results. **Therefore, the sum of the numbers in each column will be larger than the total number of people tested.**

Reporting lab	Inconclusive	Negative	Positive	Percent positive	Total
GULFCOAST JEWISH FAMILY			1	100%	1
PACE UNIVERSITY HEALTH CARE		1			1
RIVERSIDE COUNTY PUBLIC HEALTH LABORATORY			1	100%	1
			1	100%	1
POMPANO BEACH ARTIFICIAL KIDNEY CENTER			1	100%	1
Kroger 57 - The Little Clinic Jay C Charlestown		1			1
MED CHOICE CENTER OF NORTH MIAMI			1	100%	1
HEARTLAND REGIONAL MEDICAL CENTER		1			1
LABONE		1			1
PEDIATRIC PARTNERS OF ZEPHYRHILLS PA			1	100%	1
1ST CHOICE URGENT CARE CENTER LLC			1	100%	1
HOME AIDE SVC OF EASTERN NY INC D/B/A		1			1
AUTUMN HOUSE			1	100%	1
REGIONAL MED CTR BAYONET POINT			1	100%	1
Illiana HCS -Danville VAMC		1			1
PORTSMOUTH REG. HOSPITAL			1	100%	1
HEALTHALLIANCE HOSPITAL LABORATORY		1			1
CATHEDRAL GERONTOLOGY CENTER DBA CATHEDRAL CARES			1	100%	1
DEERFIELD BEACH REHABILITATION AND NURSING			1	100%	1
GOOD SAMARITAN SOCIETY - DE SMET		1			1
COVENANT HEALTH		1			1
BAPTIST HOSPITAL FAMILY MEDICINE &			1	100%	1
Jewish Home of Rochester		1			1
MOUNT ST MARYS HOSPITAL OF NIAGARA FALLS			1	100%	1
FLORIDA DIGESTIVE AND LIVER SPECIALISTS			1	100%	1
ATMORE COMMUNITY HOSPITAL			1	100%	1
ACCESS MEDICAL GROUP OF TAMPA INC			1	100%	1
Hearthstone Nursing and Rehabilitation Center		1			1
KATHY L ANDERSON DO PA			1	100%	1
CONCENTRA - LEESBURG		1			1
WALGREEN#12147		1			1
VERITAS GENETICS, INC.			1	100%	1
PROVIDENCE ST PETER HOSPITAL		1			1
LABWORKS LLC			1	100%	1
KID FIXERS		1			1
Lutheran Community at Telford		1			1
HEALTHPLUS			1	100%	1
SOUTHERN FAMILY HEALTH			1	100%	1
BRADENTON DIALYSIS			1	100%	1
HEALTH ALLIANCE			1	100%	1
HYDE PARK MEDICAL CENTER		1			1
THE READING HOSPITAL AND MEDICAL CENTER			1	100%	1
PEDIATRIC ASSOCIATES OF ORLANDO			1	100%	1
ASUNCION HOME HEALTH CARE CORP			1	100%	1
CLEVELAND CLINIC OUTPATIENT LABORATORY			1	100%	1
Highland Ave. Eye Clinic		1			1
Piedmont Crossing		1			1

COVID-19: testing by laboratory

Data through Apr 11, 2021 verified as of Apr 12, 2021 at 09:25 AM

Data in this report are provisional and subject to change.

The numbers in the table below represent the number of Florida and non-Florida residents for whom test results were received by the Department of Health. A person can be tested by more than one laboratory and can have both positive and negative results. **Therefore, the sum of the numbers in each column will be larger than the total number of people tested.**

Reporting lab	Inconclusive	Negative	Positive	Percent positive	Total
Heartland of Pittsburgh PA, LLC		1			1
CARDIOLOGY AND FITNESS MEDICINE		1			1
ALL PEDIATRIC CARE PA			1	100%	1
DAUGHTERS OF SARAH NURSING CENTER		1			1
PASTEUR MEDICAL CENTER LLC		1			1
Kroger 629 - The Little Clinic Cartersville, GA Hwy 41		1			1
ORMC-ARDEN/EOI			1	100%	1
HARDIN MEMORIAL HOSPITAL - HEARTLAND PATHOLOGY CONSULTANTS			1	100%	1
SLIDELL MEMORIAL HOSPITAL			1	100%	1
ICARE		1			1
SC-GA2018 MCCORMICK REHAB & HEALTHCARE		1			1
AML DIAGNOSTICS- ADV TESTING IN METABOLIC MEDICINE			1	100%	1
WELLSTAR PAULDING HOSPITAL		1			1
BLOOMINGDALE MEDICAL ASSOC			1	100%	1
MED FIRST IMMEDIATE CARE AND FAMILY PRACTICE			1	100%	1
LSU MEDICAL CENTER			1	100%	1
DIXIE COUNTY JAIL			1	100%	1
Kroger 541 - The Little Clinic Long Hollow Pike		1			1
Brattleboro Crossings LLC dba Pine Heights at Brattleboro		1			1
SUNSHINE URGENT CARE			1	100%	1
Towne Manor West		1			1
CHILTON MEDICAL CENTER		1			1
Longwood Community Living Center		1			1
Keller Landing Center		1			1
BGB SUMMIT MEDICAL GROUP		1			1
UNIVERSITY OF NORTH CAROLINA HOSPITALS			1	100%	1
CARE STATION MEDICAL GROUP		1			1
Brookdale Southside			1	100%	1
ROCKLEDGE HEALTH & REHABILITATION CENTER			1	100%	1
St. Anthonys Nursing and Rehab			1	100%	1
Fulton County Medical Center Long Term Care			1	100%	1
CVS MA1875POCT ASHLAND			1	100%	1
BROOKDALE FORT MYERS LAKES PARK			1	100%	1
QUICKCARE HEALTH, INC			1	100%	1
NAVAL BRANCH HEALTH CLINIC			1	100%	1
WEST FLORIDA MEDICAL ASSOCIATES			1	100%	1
STATE OF ALASKA			1	100%	1
AMERICA'S ER SITE 002 LLC			1	100%	1
CLINICAL TRIALS OF TAMPA LLC		1			1
BOCA MEDICAL CARE			1	100%	1
Miller Health Care Center			1	100%	1
ESOTERIC LAB			1	100%	1
THOMAS HOSPITAL			1	100%	1
WESTEX URGENT CARE, PLLC			1	100%	1
NEW YORK PRESBYTERIAN HOSPITAL			1	100%	1
BAPTIST HEALTH ASI			1	100%	1
CVS NE5863POCT OMAHA		1			1

COVID-19: testing by laboratory

Data through Apr 11, 2021 verified as of Apr 12, 2021 at 09:25 AM

Data in this report are provisional and subject to change.

The numbers in the table below represent the number of Florida and non-Florida residents for whom test results were received by the Department of Health. A person can be tested by more than one laboratory and can have both positive and negative results. **Therefore, the sum of the numbers in each column will be larger than the total number of people tested.**

Reporting lab	Inconclusive	Negative	Positive	Percent positive	Total
TRAVIS LEE THOMPSON MD			1	100%	1
CHI ST VINCENT LITTLE ROCK DIAGNOSTIC CLINIC			1	100%	1
AFFILIATED LABORATORIES INC			1	100%	1
PARTNERS IN PRIMARY CARE		1			1
WAYCROSS INTRTNAL MEDICINE			1	100%	1
Vibralife of El Paso Rehabilitation Center			1	100%	1
NEXTCARE NIFONG			1	100%	1
NEVADA DEPARTMENT OF HEALTH AND HUMAN SERVICES			1	100%	1
SACRED HEART HEALTH SYSTEM- MIDWIFE PROGRAM			1	100%	1
Shoreline Care Center			1	100%	1
Wildwood Healthcare		1			1
MEMORIAL URGENT CARE CENTER -			1	100%	1
SOUTHWEST FLORIDA DIVISION LAB			1	100%	1
LCMC LAB SUBSECTION		1			1
VETERANS AFFAIRS MEDICAL CENTER - EAST ORANGE			1	100%	1
GABRIELA GOLDSTEIN MD PA			1	100%	1
PHYSICIANS IMMEDIATE CARE			1	100%	1
LINK PHARMACY LLC		1			1
Canandaigua VAMC		1			1
SUTTER GOULD MEDICAL FOUNDATION			1	100%	1
LEE HEALTH KIDS URGENT CARE		1			1
DR. K PEDIATRICS			1	100%	1
AIRPORT MEDICAL SOLUTIONS ORLANDO			1	100%	1
LANTANA HC LAB			1	100%	1
ELLIS HOSPITAL URGENT CARE CENTER LAB		1			1
NEW ERA HEALTH CENTER INC		1			1
DIMMIT REGIONAL HOSPITAL			1	100%	1
KINGMAN REGIONAL MEDICAL CENTER			1	100%	1
UNITYPOINT HEALTH TRINITY			1	100%	1
COLUMBIA CREST CARE & RAHAB		1			1
Vi at Aventura		1			1
Kroger 825 - The Little Clinic Dorothy Lane		1			1
Kroger 447 - The Little Clinic Lebanon		1			1
CLEVELAND CLINIC AKRON GENERAL			1	100%	1
ALLIANCE MD DIRECT PRIMARY CARE			1	100%	1
LAKEVIEW REGIONAL HOSPITAL			1	100%	1
MEDICAL SPECIALISTS OF THE PALM BEACHES INC			1	100%	1
MINUTE CLINIC LLC #1831		1			1
CHC SOUTHWEST FLORIDA LAB-LIVE			1	100%	1
FAST PACE URGENT CARE			1	100%	1
Strasburg Care Center		1			1
Hillside Rehab and Care Center			1	100%	1
TAMPA HEALTH CARE PROVIDERS PA		1			1
BOND COUNTY HEALTH DEPARTMENT			1	100%	1
Walgreens #5065		1			1
CARESPOT EXPRESS HEALTHCARE BOYNTON BEACH			1	100%	1
SJMC PHYSICIAN SERVICES			1	100%	1

COVID-19: testing by laboratory

Data through Apr 11, 2021 verified as of Apr 12, 2021 at 09:25 AM

Data in this report are provisional and subject to change.

The numbers in the table below represent the number of Florida and non-Florida residents for whom test results were received by the Department of Health. A person can be tested by more than one laboratory and can have both positive and negative results. **Therefore, the sum of the numbers in each column will be larger than the total number of people tested.**

Reporting lab	Inconclusive	Negative	Positive	Percent positive	Total
MEDEXPRESS URGENT CARE - CINNAMINSON		1			1
HARRIS URGENT CARE CENTER			1	100%	1
CLERMONT PEDIATRICS, PA			1	100%	1
FLORIDA FAMILY LABORATORY		1			1
WELL-KEY URGENT CARE SEVIERVILLE			1	100%	1
COLOMBO'S PHARMACY		1			1
ORCHARD PARK HEALTH CARE AND REHABILITATION CENTER		1			1
BAPTIST HEALTH FLOYD			1	100%	1
MEDPOST URGENT CARE - CIBOLO			1	100%	1
PRINCIPLE DIAGNOSTICS LLC			1	100%	1
HOSPITALS OF PROVIDENCE TRANSMOUNTAIN CAMPUS, THE			1	100%	1
ENT & ALLERGY ASSOCIATES, LLP - SLEEPY HOLLOW (ABBOTT)		1			1
CLIFTON SPRINGS		1			1
DEPARTMENT OF HEALTH SERVICES			1	100%	1
LOUNDY		1			1
CARING PROFESSIONAL HEALTH CARE LLC		1			1
ADVENTHEALTH MEDICAL GROUP OBSTETRICS			1	100%	1
LINCOLN COUNTY MEDICAL CENTER		1			1
BRIDGEWATER PARK ASSISTED LIVING LLC			1	100%	1
Arlington Health and Rehabilitation		1			1
HEALTH PARTNERS LLC		1			1
OASIS FAMILY RESORT IN THE SPRINGS LLC		1			1
RIVERSIDE REGIONAL MED CENTER			1	100%	1
BIOMAT ORLANDO		1			1
CAPSTONE REHABILITATION AND HEALTHCARE		1			1
WESTMORELAND REGIONAL HOSPITAL			1	100%	1
MERCY HOME		1			1
VERMONT DEPT OF HEALTH LABORATORY			1	100%	1
CONSULATE HEALTH CARE OF VERO BEACH			1	100%	1
CHI ST. LUKE'S HEALTH BCM MEDICAL CENTER			1	100%	1
MEDIPLUS CLINIC, INC			1	100%	1
PAUL C SCHWARTZ & MELVIN L WEIDMAN		1			1
West Bay of Tampa Center			1	100%	1
Brown Memorial Home		1			1
OCALA RKC EAST HEMO #1			1	100%	1
LEHIGH REGIONAL WOUND CENTER			1	100%	1
MEDEXPRESS NORTHSIDE			1	100%	1
CVS NV9586POCT RENO		1			1
LAKE MARY DIALYSIS			1	100%	1
Good Samaritan Society - Mountian Lake		1			1
LUMICO LIFE INSURANCE COMPANY		1			1
Mayfair Village Nursing Care Center		1			1
SHRIVERS PHARMACY AND WELLNESS CENTER			1	100%	1
CVS CT2210POCT RIVERSIDE		1			1
BAY AREA HOSPITAL LAB & HST		1			1
WALGREENS #10854		1			1
RIDGE OPTUM FLORIDA			1	100%	1

COVID-19: testing by laboratory

Data through Apr 11, 2021 verified as of Apr 12, 2021 at 09:25 AM

Data in this report are provisional and subject to change.

The numbers in the table below represent the number of Florida and non-Florida residents for whom test results were received by the Department of Health. A person can be tested by more than one laboratory and can have both positive and negative results. **Therefore, the sum of the numbers in each column will be larger than the total number of people tested.**

Reporting lab	Inconclusive	Negative	Positive	Percent positive	Total
BAYSTATE REFERENCE LABORATORY			1	100%	1
CVS TN5694POCT SODDY DAISY		1			1
FRESENIUS KIDNEY CARE OF CLERMONT WEST			1	100%	1
LANCASHIRE HALL NURSING AND REHABILITATION CENTER		1			1
ACCESS HEALTH CARE PHYSICIANS, LLC		1			1
EMERGENCY CARE SERVICES LAB AT JFK MEDICAL CENTER			1	100%	1
PATHLAB SERVICES			1	100%	1
STANDIFER PLACE		1			1
Elderwood at Lancaster		1			1
PATHOLOGYT & LAB MEDICINE SERVICES			1	100%	1
PANCARE HEALTH - NORTHSIDE ELEMENTARY			1	100%	1
SEASONS HOSPICE AND PALLIATIVE CARE OF			1	100%	1
Kroger 909 - The Little Clinic Hamilton			1	100%	1
PORTAGE MEDICAL CENTER			1	100%	1
Kroger 670 - The Little Clinic Powell		1			1
BOCA GENERAL AND FAMILY MEDICINE		1			1
Mason Health and Rehab		1			1
THE LITTLE CLINIC, LLC			1	100%	1
COASTAL ER IX, PHYSICIANS PREMIER			1	100%	1
EAGLE COUNTY HEALTH AND HUMAN SERVICES			1	100%	1
CAN COMMUNITY HEALTH LLC		1			1
DERMDX, DIV OF AURORA DIAGNOSTICS/BERNHARDT LAB		1			1
EXPRESS CARE OF OCALA			1	100%	1
FRIO REGIONAL PRIMARY CARE AND URGENT CARE CLINIC			1	100%	1
PCG MOLECULAR			1	100%	1
Spring Gate Rehab and Healthcare Center		1			1
Greencroft Goshen		1			1
BELLMORE PEDIATRICS		1			1
BETHESDA DIALYSIS			1	100%	1
St. Mary's Care Center		1			1
LAS PALMAS MEDICAL CENTER			1	100%	1
LYSTER MAIN LAB, FT RUCKER		1			1
KENT		1			1
ST MARYS HEALTH CARE SYSTEM		1			1
ST ANTHONY'S PINELLAS CARE CLINIC			1	100%	1
INDIAN RIDGE		1			1
HEALTHCARE AND REHAB OF SANFORD			1	100%	1
MERRILL GARDENS AT CHAMPIONSGATE			1	100%	1
TITUS REGIONAL MEDICAL CENTER			1	100%	1
Monument Health Strugis Care Center		1			1
HOLLAND COMMUNITY HOSPITAL		1			1
Bethel Lutheran Nursing & Rehabilitation Center		1			1
Kroger 397 - The Little Clinic Frankfort East		1			1
CONCENTRA - OCALA		1			1
LIMA MEMORIAL HOSPITAL			1	100%	1
REFERENCE LABORATORY			1	100%	1
Memorial Health Care Center			1	100%	1

COVID-19: testing by laboratory

Data through Apr 11, 2021 verified as of Apr 12, 2021 at 09:25 AM

Data in this report are provisional and subject to change.

The numbers in the table below represent the number of Florida and non-Florida residents for whom test results were received by the Department of Health. A person can be tested by more than one laboratory and can have both positive and negative results. **Therefore, the sum of the numbers in each column will be larger than the total number of people tested.**

Reporting lab	Inconclusive	Negative	Positive	Percent positive	Total
MONMOUTH MEDICALC ENTER		1			1
HORIZON MEDICAL CENTER			1	100%	1
CVS KS8601POCT OVERLAND PARK			1	100%	1
SANITAS RESEARCH LLC			1	100%	1
Dupage Care Center			1	100%	1
GOSHEN HOSPITAL			1	100%	1
CRUSADER COMMUNITY HEALTH			1	100%	1
LEGACY AT HIGHWOODS PRESERVE		1			1
WYOMING OPCO, LLC DBA MEDILODGE OF WYO		1			1
SEGAL INSTITUTE FOR CLINICAL RESEARCH INC			1	100%	1
FLORIDA ADVANCED MEDICAL AND DERM AESTHETICS LLC			1	100%	1
Walgreens #3049		1			1
SARHA DOCTORS CENTER			1	100%	1
Crowne Health Care of Eufaula		1			1
FAYETTE MEDICAL CENTER LAB		1			1
PULMONARY, CRITICAL CARE AND SLEEP DISORDERS INSTITUTE OF SOUTH FLORID			1	100%	1
OCALA REGIONAL DIALYSIS- NORTH			1	100%	1
CAREWELL URGENT CARE FITCHBURG			1	100%	1
QUALITY CLINICAL LAB LLC			1	100%	1
RED BUG LAKE ROAD OVIEDO COVID			1	100%	1
URGENT 202 COX CREEK PKWY		1			1
CONSOLIDATED			1	100%	1
BAYOU URGENT CARE			1	100%	1
HEALTHCARE ASSOCIATES OF IRVING, LLP			1	100%	1
SAINT BARNABAS MEDICAL CENTER		1			1
ARGENTINE CARE CENTER		1			1
PALM BEACH DIABETES AND ENDOCRINE SPECIALISTS, PA			1	100%	1
BROWARD MEDICAL LAB			1	100%	1
HEALTHFORCE PARTNERS INC			1	100%	1
Brown Nursing Home		1			1
HELGEMO & LIOU PEDIATRICS			1	100%	1
PEDRO L ORTEGA MD PA			1	100%	1
THE LITTLE CLINIC LLC			1	100%	1
CHI MEMORIAL HOSPITAL CHATTANOOGA			1	100%	1
TENNOVA HEALTHCARE - CLEVELAND			1	100%	1
SAINT LEO UNIVERSITY INCORPORATED			1	100%	1
Port Orange Nursing And Rehab Center			1	100%	1
MEMORIAL HERMANN KATY HOSPITAL			1	100%	1
ELEVATION HEALTH LABORATORY		1			1
Royal Palm Beach Health and Rehab Center			1	100%	1
QUEST INC			1	100%	1
APOLLO ADVANCED HOME HEALTH CORP			1	100%	1
VIVEX/UMTB BIOMEDICAL			1	100%	1
RESOURCE PATH LLC			1	100%	1
Kroger 682 - The Little Clinic New Holland Market			1	100%	1
OPTUM MEDICAL CLINIC IN ROCKRIMMON			1	100%	1
Le Roy Village Green		1			1

COVID-19: testing by laboratory

Data through Apr 11, 2021 verified as of Apr 12, 2021 at 09:25 AM

Data in this report are provisional and subject to change.

The numbers in the table below represent the number of Florida and non-Florida residents for whom test results were received by the Department of Health. A person can be tested by more than one laboratory and can have both positive and negative results. **Therefore, the sum of the numbers in each column will be larger than the total number of people tested.**

Reporting lab	Inconclusive	Negative	Positive	Percent positive	Total
Acts Manor House		1			1
BLAKE AT PENSACOLA OPERATION CO, LLC, THE			1	100%	1
BOCA RATON REGIONAL HOSPITAL		1			1
UABC			1	100%	1
STONECREST MEDICAL CENTER		1			1
INTERNAL MEDICINE GROUP OF CENTRAL FLORIDA			1	100%	1
SANTA ROSA PEDIATRICS			1	100%	1
SUNRISE CLINIC SANTA ROSA		1			1
WEST CARVER MEDICAL ASSOCIATES		1			1
Hawthorne House		1			1
DSI LABORATORIES-NAPLES-7TH			1	100%	1
Parkview Care and Rehabilitation Center		1			1
CVS AZ69POCT PEORIA		1			1
Brownwood Nusing & Rehabilitation		1			1
CAPITAL HEALTH PLAN - GOVERNORS SQUARE			1	100%	1
VISTA LAKE ASSISTED LIVING			1	100%	1
ASSURANCE HEALTHCARE AND COUNSELING CENTER		1			1
Kroger 390 - The Little Clinic North College Hill		1			1
ORCHID TERRACE		1			1
ANDERSON FAMILY MEDICINE			1	100%	1
BEAUMONT HOSPITAL			1	100%	1
HEALTHPARTNERS HUDSON CLINIC			1	100%	1
SCHUYLER HOSPITAL		1			1
METROPOLITAN			1	100%	1
JAX FAMILY CARE		1			1
LITTLE FALLS HOSPITAL LABORATORY		1			1
JOHNSON & JOHNSON VISION CARE-VISTAKON			1	100%	1
CHOTA COMMUNITY HEALTH SERVICES		1			1
SUMMIT HEALTHCARE REGIONAL MEDICAL		1			1
HIDALGO FAMILY CLINIC			1	100%	1
HEALTH FIRST MEDICAL GROUP LLC			1	100%	1
CLEVELAND CLINIC OHIO LABORATORIES			1	100%	1
FLORIDA CLINICAL RESEARCH CENTER, LLC			1	100%	1
CONCENTRA - TAMPA EAST		1			1
SUNCOAST FAMILY MEDICAL ASSOCIATES			1	100%	1
Ladera Center		1			1
OXY-GENLAB			1	100%	1
STEPHENS COUNTY HOSPITAL			1	100%	1
CROZER-CHESTER MEDICAL CENTER			1	100%	1
SIERRA HEALTH CARE CENTER		1			1
HARMONY HEALTHCARE ORLANDO INC		1			1
SMITH KLINE			1	100%	1
Robinson Terrace Rehabilitation and Nursing Center		1			1
BRIDGES AT LIFE CARE CENTER OF OCALA, THE			1	100%	1
BETTER U BETTER LIFE WELLNESS LLC			1	100%	1
Kroger 500 - The Little Clinic Speedway		1			1
DAVITA DIALYSIS-NORTH			1	100%	1

COVID-19: testing by laboratory

Data through Apr 11, 2021 verified as of Apr 12, 2021 at 09:25 AM

Data in this report are provisional and subject to change.

The numbers in the table below represent the number of Florida and non-Florida residents for whom test results were received by the Department of Health. A person can be tested by more than one laboratory and can have both positive and negative results. **Therefore, the sum of the numbers in each column will be larger than the total number of people tested.**

Reporting lab	Inconclusive	Negative	Positive	Percent positive	Total
DR PHILLIPS CENTER FOR WELLNESS		1			1
ADAPTIVE BIOTECHNOLOGIES			1	100%	1
ANY LAB TEST NOW JACKSONVILLE		1			1
ENCOMPASS HEALTH HOME HEALTH		1			1
URGENT CARE CENTER OF PORT ORANGE LLC			1	100%	1
NORTHWEST TEXAS HEALTHCARE SYSTEM,INC			1	100%	1
SAINT PETE MRI			1	100%	1
VA OPTOMETRY CLINIC			1	100%	1
SPRINGBROOK HOSPITAL			1	100%	1
MAIN STREET PHARMACY OF MARCELLUS, INC		1			1
SALEM HOSPITAL REGIONAL LABORATORY		1			1
NEW MILFORD HOSPITAL			1	100%	1
FORT LOUDOUN PRIMARY CARE		1			1
GENVIEW DIAGNOSIS INC			1	100%	1
Florence Nursing and Rehabilitation Center		1			1
BRIGHT HEALTH CLINIC CORP			1	100%	1
Sage Bluff Health & Rehabilitation Center		1			1
THE HEART HOSPITAL BAYLOR PLANO			1	100%	1
IVY CREEK HEALTHCARE & WELLNESS CENTRE			1	100%	1
PALOMAR MEDICAL CENTER			1	100%	1
SEABROOK EMS			1	100%	1
CHAMBREL AT PINECASTLE			1	100%	1
NONA MEDICAL ARTS		1			1
BOTTINEAU GOOD SAMARITAN CENTER		1			1
CHRISTIANA HOSPITAL		1			1
Elm Crest Senior Living Community		1			1
CACERES SPECIALIZED GYNECOLOGY		1			1
BAYSHORE DIALYSIS			1	100%	1
DEPT OF VA MEDICAL CENTER - MIAMI			1	100%	1
SOUTH TEXAS HEALTH SYSTEM ER - WARE ROAD			1	100%	1
BRADENTON CONVENTION CENTER□			1	100%	1
Kroger 444 - The Little Clinic Dent		1			1
FAMILY MEDICAL CLINIC KENDALL LLC			1	100%	1
WALGREENS #15291		1			1
SPECIALTY DRUG TESTING			1	100%	1
ST. LUKES HOSPITAL			1	100%	1
Glen Oaks Health and REhabilitation		1			1
MEDICAL CLINIC OF HOUSTON			1	100%	1
Broomall Manor		1			1
ABRAKIDABRA PEDIATRIC CLINIC LLC			1	100%	1
JACKSON MADISON CO. GEN. HOSPITAL			1	100%	1
HUNEYCUTT FAMILY PRACTICE			1	100%	1
SURGERY CENTER, THE			1	100%	1
ABSOLUTE QUICK CARE			1	100%	1
Medicalodges Neosho			1	100%	1
FLORIDA HOME HEALTH			1	100%	1
FLORIDA HEALTH CARE MEDICAL GROUP		1			1

COVID-19: testing by laboratory

Data through Apr 11, 2021 verified as of Apr 12, 2021 at 09:25 AM

Data in this report are provisional and subject to change.

The numbers in the table below represent the number of Florida and non-Florida residents for whom test results were received by the Department of Health. A person can be tested by more than one laboratory and can have both positive and negative results. **Therefore, the sum of the numbers in each column will be larger than the total number of people tested.**

Reporting lab	Inconclusive	Negative	Positive	Percent positive	Total
DOCTORS MEMORIAL HOSP HOME HEALTH CARE		1			1
Birmingham Nursing and Rehabilitation East LLC		1			1
MEMORIAL HERMANN SOUTHWEST HOSPITAL			1	100%	1
MEDEXPRESS URGENT CARE - HADLEY		1			1
ORLANDO PHYSICIAN NETWORK		1			1
VELOCITY URGENT CARE - CHIMNEY HILL			1	100%	1
FAIRFIELD MEDICAL CENTER			1	100%	1
ST JOHNS MEDICAL CENTER		1			1
CVS MA1121POCT WESTFORD		1			1
1ST MED DOTHAN			1	100%	1
ARLINGTON ADULT RESIDENTIAL FACILITY, INC			1	100%	1
KANA MEDICAL			1	100%	1
ER NEAR ME HULEN		1			1
ST JOHNS PEDIATRICS PA		1			1
BORINQUEN HEALTH CENTER			1	100%	1
OAKWOOD HOSPITAL - SOUTHSORE			1	100%	1
TOMAH VAMC			1	100%	1
Valley View Health and Rehabilitation, LLC		1			1
TRIHEALTH			1	100%	1
LAS PALOMAS SENIOR LIVING		1			1
CALIFORNIA PUBLIC HEALTH LABORATORY			1	100%	1
Parkwood Healthcare Facility		1			1
AMERICAN LAB LLC		1			1
Fairview			1	100%	1
GREATER TAMPA AT HOME			1	100%	1
Kroger 006 - The Little Clinic Uintah Gardens		1			1
EPIC CARE PHARMACY		1			1
MARTINSBURG VAMC		1			1
HARDIN HEALTH INC		1			1
Gulf Coast health and Rehabilitation, LLC		1			1
Arch Plaza Nursing and Rehabilitation Center			1	100%	1
CANDLER HOSPITAL			1	100%	1
ORCHARD LABORATORIES			1	100%	1
SUNSHINE PEDIATRICS OF LUTz			1	100%	1
NORTH FLORIDA FAMILY MEDICINE			1	100%	1
TRAFALGAR DIALYSIS			1	100%	1
SV MOBILE HEALTH			1	100%	1
ADVENTHEALTH MEDICAL GROUP OBSTETRICS AND			1	100%	1
Westminster Canterbury Richmond		1			1
BEAUMONT REFERENCE LABORATORY			1	100%	1
Manassas Health & Rehab			1	100%	1
Ravenwood Speciality Care		1			1
ADVANCE MD CARE			1	100%	1
Niles Nursing and Rehab. Center		1			1
Home Health Care Clinic		1			1
SUPREME MEDICAL GROUP PLLC			1	100%	1
Indianspring of Oakley		1			1

COVID-19: testing by laboratory

Data through Apr 11, 2021 verified as of Apr 12, 2021 at 09:25 AM

Data in this report are provisional and subject to change.

The numbers in the table below represent the number of Florida and non-Florida residents for whom test results were received by the Department of Health. A person can be tested by more than one laboratory and can have both positive and negative results. **Therefore, the sum of the numbers in each column will be larger than the total number of people tested.**

Reporting lab	Inconclusive	Negative	Positive	Percent positive	Total
Schoenbrunn Healthcare		1			1
TANGLEWOOD MANOR		1			1
PROGENESIS INC			1	100%	1
SUMMERFIELD PAIN MANAGEMENT			1	100%	1
PHYSICIANS ASSOCIATES PA			1	100%	1
DR Q PEDIATRICS			1	100%	1
Oregon Veterans Home The Dalles		1			1
HEARTLAND OF MARIETTA OH LLC DBA		1			1
MEDEXPRESS URGENT CARE - UNIONTOWN		1			1
MEDICAL CENTER AFFILIATES PALM SPRINGS			1	100%	1
UCH LAB			1	100%	1
CAREWELL 203			1	100%	1
NATICK URGENT CARE			1	100%	1
EAST COAST INSTITUTE FOR RESEARCH LLC			1	100%	1
BLESSINGS MEDICAL CLINIC, THE			1	100%	1
PHYSICIANS PREMIER ER- CENTRAL AUSTIN			1	100%	1
ENZO LABS INC			1	100%	1
MOUNTAINVIEW URGENT CARE VALLEY		1			1
CENTRAL TX MEDICAL CENTER - LAB			1	100%	1
BAYLOR SCOTT & WHITE MEDICAL SURGICAL CLINIC			1	100%	1
MEADOWS PARK HEALTH AND REHABILITATION		1			1
GENERATIONS CENTER OF SPENCER		1			1
AUSTIN URGENT CARE			1	100%	1
GEORGE WASHINGTON UNIVERSITY HOSPITAL			1	100%	1
FAIRVIEW SOUTHDALE			1	100%	1
MEDEXPRESS URGENT CARE - NUTLEY		1			1
Kroger 353 - The Little Clinic Harpers Point		1			1
DIGESTIVE DISEASE CARE PC		1			1
Rio Grande City Nursing and Rehab Center			1	100%	1
CARESPOT - LEE VISTA			1	100%	1
DISCOVERY AT HOME, LLC			1	100%	1
ALLIANCE LABORATORY SERVICES			1	100%	1
WINTER PARK MEMORIAL HOSPITAL LABORATORY		1			1
FLAGLER CARE CENTER			1	100%	1
LEXINGTON HOSPITAL CORPORATION			1	100%	1
Brynwood Health & Rehabilitation Center			1	100%	1
CYPRESS CREEK OUTPATIENT SURGICAL CTR, LLC			1	100%	1
Lakeview Care Center			1	100%	1
CONWAY - SHERWOOD URGENT CARE			1	100%	1
HOSPITAL SISTERS HEALTH SYSTEM (HSHS)			1	100%	1
SSC NASHVILLE OPERATING CO LLC D/B/A		1			1
CHILDREN'S MEMORIAL HOSPITAL			1	100%	1
SHAH			1	100%	1
Imperial Healthcare Centre			1	100%	1
HEALTH EXPRESS		1			1
VCU HEALTH SYSTEM AUTHORITY - MCV HOSPITALS			1	100%	1
USC VERDUGO HILLS HOSPITAL			1	100%	1

COVID-19: testing by laboratory

Data through Apr 11, 2021 verified as of Apr 12, 2021 at 09:25 AM

Data in this report are provisional and subject to change.

The numbers in the table below represent the number of Florida and non-Florida residents for whom test results were received by the Department of Health. A person can be tested by more than one laboratory and can have both positive and negative results. **Therefore, the sum of the numbers in each column will be larger than the total number of people tested.**

Reporting lab	Inconclusive	Negative	Positive	Percent positive	Total
FRESENIUS MEDICAL CARE TRADTION			1	100%	1
MDS PHARMA SERVICES		1			1
MARTIN LUTHER KING RENAL INSTITUTE			1	100%	1
ALLIED PHYSICIANS GROUP		1			1
DEVLIN MANOR NURSING AND REHABILITATION		1			1
INNOVATIVE CARE PARTNERS PLLC			1	100%	1
White Oak Manor - Rock Hill		1			1
CUSTOM SCRIPTS PHARMACY		1			1
STEWART FLORIDA ALF, INC			1	100%	1
SANTA CLARA VALLEY MEDICAL CENTER			1	100%	1
MEDEXPRESS-DOVER		1			1
ST JOHN HOSPITAL & MEDICAL CENTER MICRO			1	100%	1
CELEBRATION HOSPITAL			1	100%	1
CLEVELAND CLINIC FLORIDA LAB			1	100%	1
FAMILY MEDICINE AT KISSIMMEE		1			1
ALPHA 1 ANTITRYPSIN RESEARCH PROGRAM			1	100%	1
SONNI'S PEDIATRICS			1	100%	1
Central Park Healthcare & Rehabilitation Center		1			1
MCCALLIE SCHOOL-STUDENT HEALTH CENTER		1			1
MACKINAC STRAITS LONG TERM CARE UNIT		1			1
CFCH - FROSTPROOF			1	100%	1
Kroger 368 - The Little Clinic Frankfort West		1			1
HCL LABORATORIES			1	100%	1
CHESAPEAKE REGIONAL MEDICAL CENTER			1	100%	1
APPLECARE BRUNSWICK			1	100%	1
WEST FLORIDA MEDICAL CENTER CLINIC			1	100%	1
FREEPORT ER DOX URGENT CARE		1			1
ARTESIAN HOME		1			1
POETS WALK SARASOTA			1	100%	1
CVS IL2297652CV CHICAGO		1			1
INTERNAL MEDICINE ASSOCIATES		1			1
OAKWOOD HOSPITAL - DEARBORN LAB			1	100%	1
SHANNON CLARK OD, PA			1	100%	1
PUTNAM CO HOSPITAL-D/B/A ASBURY TOWERS		1			1
Schenectady Center for Rehabilitation & Nursing		1			1
EAST TENNESSEE STATE UNIVERSITY		1			1
OPTI MED PHARMACY		1			1
LIFE CARE CENTER OF GWINNETT		1			1
PALM SPRINGS GENERAL HOSPITAL			1	100%	1
SANFORD LABORATORIES WATERTOWN			1	100%	1
441 URGENT CARE CENTER - BROWNWOOD			1	100%	1
BROOKSHIRE, THE			1	100%	1
RIVERSIDE MEDICAL CENTER		1			1
FLAGLER PROFESSIONAL HEALTH CARE SERVICES INC		1			1
Heartland of Perrysburg		1			1
BATESVILLE - SHERWOOD URGENT CARE			1	100%	1
ORDRS, INC.			1	100%	1

COVID-19: testing by laboratory

Data through Apr 11, 2021 verified as of Apr 12, 2021 at 09:25 AM

Data in this report are provisional and subject to change.

The numbers in the table below represent the number of Florida and non-Florida residents for whom test results were received by the Department of Health. A person can be tested by more than one laboratory and can have both positive and negative results. **Therefore, the sum of the numbers in each column will be larger than the total number of people tested.**

Reporting lab	Inconclusive	Negative	Positive	Percent positive	Total
Eagle Point Health Care Center		1			1
Maple Lane Nursing Home		1			1
Woodstock Nursing and Rehabilitation Center		1			1
RIVERSIDE PEDIATRIC GROUP, INC		1			1
MARYLAND DEPARTMENT OF HEALTH AND MENTAL HYGIENE			1	100%	1
Sunnybrook Rehabilitation Center			1	100%	1
MEDEXPRESS URGENT CARE-MEADVILLE			1	100%	1
Falmouth By The Sea			1	100%	1
CAREHERE HUDSON BAY			1	100%	1
ARIZA WELLNESS CARE LLC			1	100%	1
PHYSICIANS URGENT CARE			1	100%	1
Community Compassion Center of Batesville			1	100%	1
LIFEGUARD AMBULANCE SERVICE LLC, TEXAS			1	100%	1
Signature Healthcare of Fort Wayne		1			1
Kroger 838 - The Little Clinic Fairborn		1			1
Avon Health Center		1			1
Hempfield Manor		1			1
MID FLORIDA BIOLOGICALS			1	100%	1
Baypoint Healthcare Center			1	100%	1
Maplewood of Cheshire County		1			1
CERMAK HEALTH SERVICES			1	100%	1
MEDICAL ASSOCIATES OF THE SHOALS		1			1
Fairhaven Retirement Community		1			1
BRANKO D PEJIC MD FAMILY PRACTICE			1	100%	1
ADVANCED RESEARCH AND DIAGNOSTIC LABORATORY UNIVERSITY OF MINNESOTA			1	100%	1
ROYAL PALM PEDIATRICS			1	100%	1
SMITH			1	100%	1
LAMARQUE DIALYSIS			1	100%	1
NSPIRE HEALTHCARE PLANTATION			1	100%	1
GOOD PEDIATRICS			1	100%	1
ASHLEY CLINICAL DIAGNOSTIC LABORATORY			1	100%	1
Indian Oaks Living Center		1			1
ROSEN MEDICAL CENTER AT ROSEN COLLEGE CAMPUS			1	100%	1
PUBLIX PHARMACY #1114			1	100%	1
EVEXIA DIAGNOSTICS			1	100%	1
PERRY COUNTY NURSING HOME		1			1
ULTIMATE KIDNEY CARE			1	100%	1
OMC PRIMARY CARE - HOSPITAL CAMPUS			1	100%	1
Heartland Health Care Center Jacksonville			1	100%	1
COLLINS NURSING HOME		1			1
MANHATTAN EYE EAR AND THROAT HOSPITAL		1			1
777 URGENT CARE			1	100%	1
FIRSTCARE MEDICAL CENTER			1	100%	1
WEST VIRGINIA UNIVERSITY HOSPITALS			1	100%	1
RCP OF MEMORIAL WEST			1	100%	1
CDR MAGUIRE – STUART MISSION			1	100%	1
BHS PHYSICIAN NETWORK			1	100%	1

COVID-19: testing by laboratory

Data through Apr 11, 2021 verified as of Apr 12, 2021 at 09:25 AM

Data in this report are provisional and subject to change.

The numbers in the table below represent the number of Florida and non-Florida residents for whom test results were received by the Department of Health. A person can be tested by more than one laboratory and can have both positive and negative results. **Therefore, the sum of the numbers in each column will be larger than the total number of people tested.**

Reporting lab	Inconclusive	Negative	Positive	Percent positive	Total
EXPRESS CARE OF LEESBURG			1	100%	1
SYNERGENE LABORATORY			1	100%	1
LRHS Pablo Urgent Care		1			1
NEW ERA COMMUNITY HEALTH CENTER LLC		1			1
ST VINCENT'S AMBULATORY CARE INC			1	100%	1
ACUTE AND COMMUNICABLE DISEASE PREVENTION			1	100%	1
TEXAS HEALTH ARLINGTON MEMORIAL		1			1
PHYSICIAN ASSOCIATES, LLC			1	100%	1
NOORANI MEDICAL CENTER LLC			1	100%	1
SCRIPPS MERCY HOSPITAL			1	100%	1
Vista Park			1	100%	1
MARTIN MEM FAMILY CARE AT ST LUCIE W			1	100%	1
FAIRHAVEN		1			1
CARRINGTON, LLC D/B/A THE CARRINGTON		1			1
UNIVERSITY OF FLORIDA			1	100%	1
VISTA DEL SOL MED ASSOC		1			1
MARTIN HEALTH PHYSICIAN GROUP			1	100%	1
OPTIMAL MEDICINE INC		1			1
ULTIMATE ANALYSIS LABORATORY			1	100%	1
EXCEPTIONAL EMERGENCY CENTER			1	100%	1
PHYSICIANS PRIMARY CARE LEHIGH PEDS			1	100%	1
CORDOVA FAMILY PRACTICE			1	100%	1
WELLSNOW URGENT CARE-OSWEGO			1	100%	1
JACKSONVILLE HEALTH & REHAB		1			1
CVS AZ3264POCT PHOENIX			1	100%	1
SUMMIT DETOX INC			1	100%	1
CITRONELLE HEALTH AND REHABILITATION CENTER		1			1
FALKVILLE HEALTHCARE		1			1
ADVENTHEALTH PHYSICIAN GROUP - APPLEWOOD			1	100%	1
Autumn Care of Suffolk		1			1
LP Marietta II, LLC		1			1
MADISON REHABILITATION HOSPITAL		1			1
TEXAS HEALTH ARLINGTON MEMORIAL HOSPITAL			1	100%	1
El Paso Health Care Center			1	100%	1
Bivins Pointe			1	100%	1
Rockcastle Health and Rehab		1			1
OMAHA VA MEDICAL CENTER			1	100%	1
PEDRO MENENDEZ HEALTH CENTER AT ST JOHNS			1	100%	1
EASTSIDE MEDICAL CLINIC		1			1
ATHENS LIMESTONE HOSPITAL		1			1
SUNCOAST PRIMARY CARE LLC			1	100%	1
HOSPITAL METROPOLITANO SAN GERMAN			1	100%	1
TEVAPHARM			1	100%	1
STEPHEN G NELSON MD PA			1	100%	1
JUP Serology SubSection			1	100%	1
CARROLL UNIVERSITY STUDENT HEALTH CENTER		1			1
FIRST CARE WALK IN CLINIC LLC			1	100%	1

COVID-19: testing by laboratory

Data through Apr 11, 2021 verified as of Apr 12, 2021 at 09:25 AM

Data in this report are provisional and subject to change.

The numbers in the table below represent the number of Florida and non-Florida residents for whom test results were received by the Department of Health. A person can be tested by more than one laboratory and can have both positive and negative results. **Therefore, the sum of the numbers in each column will be larger than the total number of people tested.**

Reporting lab	Inconclusive	Negative	Positive	Percent positive	Total
PALMS WEST SURGICENTER		1			1
FOUNDATION LABORATORY			1	100%	1
Kroger 683 - The Little Clinic Foothills Plaza		1			1
VIRTUA HEALTH AND REHABILITATION		1			1
ST MICHAEL'S ELITE MEDICAL HOSPITAL			1	100%	1
FAMILY AND INTERNAL MEDICINE ASSOCIATES		1			1
FLORIDA EPIDEMIOLOGY PROGRAM			1	100%	1
CORONA CONCIERGE, LLC		1			1
EDGAR PRICE FAMILY & CHILDREN HEALTHCARE CENTER			1	100%	1
Carington Park			1	100%	1
REGIONAL MEDICAL LABORATORY			1	100%	1
NATIONAL INSTITUTES OF HEALTH CLINICAL CENTER			1	100%	1
ARCADIA DIALYSIS CENTER			1	100%	1
COMMUNITY MEDICAL CENTER-ORANGE CITY		1			1
HALEYVILLE HEALTH CARE CENTER		1			1
GENESIS CARE USA OF FLORIDA, LLC			1	100%	1
FOCUSED CARE AT ALLENBROOK		1			1
WALGREENS # 11165		1			1
SANFORD HOME		1			1
DEL PRADO MEDICAL CENTER, INC		1			1
AMERICAN FAMILY CARE URGENT CARE		1			1
MEDCOR AT ROYAL CARIBBEAN			1	100%	1
SUNCOAST BEHAVIORAL HEALTH CENTER			1	100%	1
TARRANT MEDICAL ASSOCIATES			1	100%	1
SPINE & PAIN CONSULTANT PLLC		1			1
AESTHETIC PHYSICIANS PC			1	100%	1
Heritage Health of Peru			1	100%	1
DR BAWA AND ASSOCIATES			1	100%	1
Remarkable Healthcare Dallas			1	100%	1
WYOMING COUNTY DEPARTMENT OF HEALTH		1			1
EMERSON HOSPITAL LABORATORY			1	100%	1
HARDEE COUNTY FIRE RESCUE		1			1
ISLANDS ASSISTED LIVING FACILITY,THE			1	100%	1
ARKANSAS PUBLIC HEALTH LABORATORY		1			1
ANDREWS INSTITUTE AMBULATORY SURGERY CENTER		1			1
Wrightsville Manor Health and Rehab		1			1
Walgreens #5914		1			1
BAPTIST HOSPITAL EAST			1	100%	1
CVS TX4794POCT ARLINGTON		1			1
Ozark Health and Rehabilitation, LLC		1			1
PEDIATRIC ASSOCIATES - DORAL			1	100%	1
CHILDREN'S NATIONAL MEDICAL CENTER			1	100%	1
AAA MEDICAL TESTING			1	100%	1
SYNERGY DIALYSIS INC			1	100%	1
Kroger 518 - The Little Clinic Hermitage		1			1
HERITAGE CARE AND REHABILITATION CENTE		1			1
CVS / PHARMACY #10794			1	100%	1

COVID-19: testing by laboratory

Data through Apr 11, 2021 verified as of Apr 12, 2021 at 09:25 AM

Data in this report are provisional and subject to change.

The numbers in the table below represent the number of Florida and non-Florida residents for whom test results were received by the Department of Health. A person can be tested by more than one laboratory and can have both positive and negative results. **Therefore, the sum of the numbers in each column will be larger than the total number of people tested.**

Reporting lab	Inconclusive	Negative	Positive	Percent positive	Total
NEMOURS CHILDRENS PRIMARY CARE CLERMONT			1	100%	1
Kingston of Miamisburg		1			1
Willowbrooke Court at Normandy Farms Estates		1			1
WELLSTAR DOUGLAS HOSPITAL LABORATORY		1			1
THE MEDICAL CENTER AT BOWLING GREEN			1	100%	1
DILELLA			1	100%	1
VA ST LOUIS HEALTH CARE SYSTEM			1	100%	1
SIPERSTEIN DERMATOLOGY LLC			1	100%	1
RICHMOND MEDICAL CENTER FOR WOMEN		1			1
SKYRIDGE CLINICAL ASSOCIATES		1			1
FLORIDA MEDICAL CLINIC PA GI			1	100%	1
LANGLEY DIALYSIS			1	100%	1
Kroger 670 - The Little Clinic Dawson Forest Rd & Hwy 19		1			1
CVS NE8626POCT LINCOLN		1			1
UFHEALTH			1	100%	1
PRIMEX CLINICAL LABORATORIES INC			1	100%	1
LAKE MARY OPTUM FLORIDA			1	100%	1
NOVANT HEALTH PRINCE WILLIAM WELLNESS CENTER			1	100%	1
MCLEOD MEMORIAL HOSPITAL CLARENDON			1	100%	1
MAYO CLINIC OUTPATIENT DIALYSIS CENTER			1	100%	1
OAK HAVEN REHAB AND NURSING CENTER			1	100%	1
INTERMOUNTAIN HEALTHCARE LABORATORY SERVICES			1	100%	1
MARTINSVILLE HEALTH AND REHAB			1	100%	1
MEDICAL LIFE-INC GUIDEWELL EMERGENCY MEDICINE			1	100%	1
WALGREENS #06025		1			1
ABINGTON MEMORIAL HOSPITAL			1	100%	1
ELDERWOOD AT WAVERLY		1			1
WELLMED AT LONGWOOD			1	100%	1
FAMILY MEDICAL CENTRE			1	100%	1
DAYTONA BEACH DIALYSIS			1	100%	1
NATION'S BEST CARE HOME HEALTH			1	100%	1
DOCTORS CARE - GREER		1			1
CARBON HEALTH			1	100%	1
SISTERS MISSION			1	100%	1
COLLIER BLVD HMA PHYSICIANS MANAGEMENT LLC			1	100%	1
NEW SMYRNA BEACH AMBULATORY CARE CTR			1	100%	1
Crowne Place Assisted Living		1			1
PUBLIX PHARMACY #0332		1			1
MAHONEY PEDIATRICS PA			1	100%	1
MOUNT SINAI COMPREHENSIVE CANCER CENTER			1	100%	1
TITUSVILLE TOWERS ASSISTED LIVING		1			1
MISSISSIPPI VALLEY REGIONAL BLOOD CENTER			1	100%	1
BNJ		1			1
SAINT ALPHONSUS REGIONAL MEDICAL CENTER			1	100%	1
LOWER KEYS COMMUNITY HEALTH CENTER			1	100%	1
AURORA HEALTH CARE METRO INC			1	100%	1
MISSOURI DEPT. OF HEALTH			1	100%	1

COVID-19: testing by laboratory

Data through Apr 11, 2021 verified as of Apr 12, 2021 at 09:25 AM

Data in this report are provisional and subject to change.

The numbers in the table below represent the number of Florida and non-Florida residents for whom test results were received by the Department of Health. A person can be tested by more than one laboratory and can have both positive and negative results. **Therefore, the sum of the numbers in each column will be larger than the total number of people tested.**

Reporting lab	Inconclusive	Negative	Positive	Percent positive	Total
UT HEALTH RIO GRANDE VALLEY PRIMARY CARE AT			1	100%	1
BISHOP KEARNEY		1			1
ELKHART GENERAL HOSPITAL			1	100%	1
MEMORIALCARE LONG BEACH MEDICAL CENTER			1	100%	1
ALL AMERICAN FAMILY AND GERIATRIC CARE			1	100%	1
AMERICAN FAMILY CARE - SMYRNA			1	100%	1
Advanced Rehabilitation of Vernon		1			1
QLABS			1	100%	1
BIOMERIEUX			1	100%	1
CLARKSVILLE HEALTH SYSTEM			1	100%	1
HALIFAX HEALTH PRIMARY CARE ORMOND			1	100%	1
SACRED HEART HOSPITAL NURSING			1	100%	1
WELLCARE URGENT CARE			1	100%	1
MERCYONE DES MOINES MEDICAL CENTER			1	100%	1
UNIVERSITY OF WASHINGTON DEPT OF LAB MEDICINE			1	100%	1
UNIVERSITY OF TOLEDO MEDICAL CENTER			1	100%	1
SPHERE DX			1	100%	1
ARBOR DIAGNOSTICS, INC		1			1
SOUTHWESTERN STATE HOSPITAL LABORATORY			1	100%	1
CTMD MEDICAL CENTER, PA			1	100%	1
PINEBROOK CARE AND REHABILITATION CENTER			1	100%	1
LAURELS OF NORWORTH		1			1
Kroger 419 - The Little Clinic Farmington/Exeter		1			1
VICTORIA PAIN AND REHABILITATION CENTER			1	100%	1
TITUSVILLE CENTER FOR SURGICAL EXCELLENCE LLC		1			1
AVERA ST. MARY'S HOSPITAL			1	100%	1
CLINICAL RESEARCH OF WEST FLORIDA		1			1
WASHINGTONVILLE PHARMACY INC		1			1
Kroger 63 - The Little Clinic Glassford Hill Rd		1			1
MED BAR LLC		1			1
AURORA MEDICAL CENTER-KENOSHA			1	100%	1
SALTZER URGENT CARE			1	100%	1
TIMPANOGOS REGIONAL HOSPITAL			1	100%	1
ASCARATE DIALYSIS			1	100%	1
CVS NC6633POCT FAYETTEVILLE		1			1
KINGWOOD EMERGENCY CENTER			1	100%	1
C V S / PHARMACY #4396		1			1
PIERCE INSTRUMENTS INC			1	100%	1
UNIVERSITY OF IOWA HOSPITALS & CLINICS			1	100%	1
MAYO CLINICAL LABORATORIES		1			1
Grangeville Health and Rehab		1			1
Greenhaven Health and Rehabilitation		1			1
Kroger 97 - The Little Clinic Hutchinson		1			1
SOLDIERS' HOME OF HOLYOKE		1			1
Coos County Nursing Home		1			1
ELMCROFT OF TIMBERLIN PARC			1	100%	1
BLANCHARD VALLEY HOSPITAL LABORATORY			1	100%	1

COVID-19: testing by laboratory

Data through Apr 11, 2021 verified as of Apr 12, 2021 at 09:25 AM

Data in this report are provisional and subject to change.

The numbers in the table below represent the number of Florida and non-Florida residents for whom test results were received by the Department of Health. A person can be tested by more than one laboratory and can have both positive and negative results. **Therefore, the sum of the numbers in each column will be larger than the total number of people tested.**

Reporting lab	Inconclusive	Negative	Positive	Percent positive	Total
BSA PHYSICIANS GROUP, INC D/B/A BSA FAMILY MEDICAL			1	100%	1
Kingston Care Center of Fort Wayne		1			1
SOUTHEAST MISSOURI HOSPITAL		1			1
CENTRAL JERSEY URGENT CARE OF GREEN BR		1			1
GARDEN VIEW CARE CENTER		1			1
SYCAMORE MEDICAL CENTER-KETTERING HEALTH NETWORK			1	100%	1
ORANGE PEDIATRICS PA			1	100%	1
BOCA CIEGA CENTER			1	100%	1
EXPRESS WALK IN MEDICAL CENTER			1	100%	1
ALDEN PHARMACY		1			1
NEXT LEVEL URGENT CARE (WOODLANDS)			1	100%	1
MEDEXPRESS URGENT CARE - LINKHORNE		1			1
CVS AZ10529POCT SCOTTSDALE		1			1
HUDSON REGIONAL HOSPITAL			1	100%	1
HEALTHCARE FOR THE HOMELESS			1	100%	1
INFECTION CONTROL DEPT			1	100%	1
UNIVERSAL DIAGNOSTICS LABORATORIES			1	100%	1
KNAPP MEDICAL GROUP			1	100%	1
SOUTHWEST VIRGINIA COMMUNITY HEALTH SYSTEMS			1	100%	1
SEMINOLE COUNTY CORRECTIONAL FACILITY			1	100%	1
CARENOW-MONTGOMERY			1	100%	1
Belvoir Woods Health Care Center at The Fairfax		1			1
Douglas County Health Center		1			1
DAVENPORT DIALYSIS CENTER		1			1
PRIMARY CARE & PEDIATRICS - SHEPHERSTOWN		1			1
GRAND VIEW HOSPITAL			1	100%	1
Valley Center (WV)			1	100%	1
SENCARE MANAGEMENT		1			1
ST GERARD'S COMMUNITY OF CARE		1			1
WALGREENS #01398			1	100%	1
MCH PHYSICIANS GROUP			1	100%	1
CLEMENT MANOR HEALTH CENTER		1			1
CSL PLASMA LAB			1	100%	1
Oakland Nursing and Rehabilitation Center		1			1
VA COMMUNITY BASED CLINIC - LAKE CITY			1	100%	1
SUSAN F WILLIAMS MD PA			1	100%	1
PRIMARY AND URGENT CARE			1	100%	1
The Evangelical Lutheran Good Samaritan Society Prescott Village		1			1
TRUMAN MEDICAL CENTER - HOSPITAL HILL			1	100%	1
Kroger 016 - The Little Clinic Centennial		1			1
FIVE STAR PREMIER RESIDENCES OF POMPANO BEACH			1	100%	1
THE MEDICAL CENTER			1	100%	1
FAMILY MEDICAL CARE OF MOUNT DORA INC			1	100%	1
ALPHA CLINICAL LABORATORY CORP.			1	100%	1
MEDCOR CORPORATE CLINIC			1	100%	1
PATHOLOGY		1			1
PIEDMONT NEWTON HOSPITAL		1			1

COVID-19: testing by laboratory

Data through Apr 11, 2021 verified as of Apr 12, 2021 at 09:25 AM

Data in this report are provisional and subject to change.

The numbers in the table below represent the number of Florida and non-Florida residents for whom test results were received by the Department of Health. A person can be tested by more than one laboratory and can have both positive and negative results. **Therefore, the sum of the numbers in each column will be larger than the total number of people tested.**

Reporting lab	Inconclusive	Negative	Positive	Percent positive	Total
RIVERVIEW HOSPITAL D/B/A UNIVERSITY		1			1
LOGAN COUNTY HOSPITAL			1	100%	1
CVS CT692POCT NORTH HAVEN		1			1
EASTSIDE URGENT CARE			1	100%	1
ROSE HAVEN NURSING CENTER		1			1
Livingston County Center for Nursing and Rehabilitation		1			1
ST. JOHN HOSPITAL & MEDICAL CENTER			1	100%	1
SUNCOAST RESEARCH GROUP LLC			1	100%	1
WORKFORCE HEALTH DEPARTMENT			1	100%	1
Lemont Nursing and Rehab Center			1	100%	1
GENESIS HEALTH SYSTEM			1	100%	1
MISSION HOSPITAL – MEMORIAL CAMPUS			1	100%	1
CONCORDIA MANOR			1	100%	1
SIGNATURE CARE MEMORIAL CITY			1	100%	1
KIOSK MEDICINE OF KENTUCKY LLC		1			1
HILTON HEAD HOSPITAL/INPATIENT			1	100%	1
MANOR CARE OF DELRAY BEACH FL LLC		1			1
Kroger 350 - The Little Clinic New Cut Road		1			1
Walgreens #10851		1			1
SPRING VALLEY HOSPITAL MEDICAL CENTER			1	100%	1
SC-GA2018 THE RIDGE REHABILITATION & H		1			1
MEDSTAR URGENT CARE, LLC			1	100%	1
NORTHEAST BAPTIST HOSPITAL			1	100%	1
MEDEXPRESS URGENT CARE, EDWARDSVILLE		1			1
MEDEXPRESS URGENT CARE - WAYNESBURG		1			1
OCEANVIEW NURSING AND REHABILITAION CENTER			1	100%	1
Kroger 970 - The Little Clinic Westfield			1	100%	1
CVS OH3306POCT AKRON		1			1
VANAJA SUREDDI MD PA			1	100%	1
CORNERSTONE OF RECOVERY INC		1			1
MARINA DEL REY HOSPITAL LAB			1	100%	1
FINLAY MEDICAL RESEARCH CORP			1	100%	1
INLET CONCIERGE MEDICINE			1	100%	1
ST FRANCIS COLLEGE WELLNESS CENTER		1			1
NEMOURS CHILDREN'S PRIMARY CARE, ST CLOUD			1	100%	1
MIAMI VASCULAR SURGERY			1	100%	1
ADVENTHEALTH IMAGING WINTERGARDEN		1			1
Avista Nursing and Rehab			1	100%	1
St Mary's d'Youville Pavilion		1			1
RUBY MEMORIAL HOSP. LAB			1	100%	1
NHC PLACE AT COOL SPRINGS		1			1
AMD			1	100%	1
OPTUM OF HIALEAH		1			1
NLAC SUMMERBIO			1	100%	1
Big River Nursing and Rehab		1			1
CVS MO8595POCT RAYMORE		1			1
GOOD SAMARITAN SOCIETY-FOREST CITY		1			1

COVID-19: testing by laboratory

Data through Apr 11, 2021 verified as of Apr 12, 2021 at 09:25 AM

Data in this report are provisional and subject to change.

The numbers in the table below represent the number of Florida and non-Florida residents for whom test results were received by the Department of Health. A person can be tested by more than one laboratory and can have both positive and negative results. **Therefore, the sum of the numbers in each column will be larger than the total number of people tested.**

Reporting lab	Inconclusive	Negative	Positive	Percent positive	Total
Urgent Care 24/7 Orlando LLC			1	100%	1
Fox Subacute at Warrington		1			1
BAPTIST MINOR MEDICAL CENTER			1	100%	1
SOUTHERN SPRINGS HEALTH CARE		1			1
LEELANAU OPCO, LLC		1			1
Isle Health and Rehabilitation Center			1	100%	1
KIDS CARE PEDIATRICS			1	100%	1
THE CHRIST HOSPITAL			1	100%	1
BLOOD SYSTEMS LABORATORIES			1	100%	1
APPLECARE URGENT CARE			1	100%	1
MD NOW URGENT CARE			1	100%	1
Kroger - KR003500568			1	100%	1
BRISTOL CHILDRENS CLINIC			1	100%	1
CLEMENT J ZABLOCKI VAMC		1			1
TOMAH HEALTH			1	100%	1
PALM BREEZE DIALYSIS			1	100%	1
EAST LANSING OPCO		1			1
SOUTHEASTERN PATHOLOGY ASSOCIATES			1	100%	1
SOUTH COUNTY MEDICAL CENTER			1	100%	1
MEDEXPRESS URGENT CARE -HOWELL US HWY		1			1
MEDICAL UNIVERSITY OF SOUTH CAROLINA			1	100%	1
CARE ADVANTAGE			1	100%	1
Chateau Girardeau			1	100%	1
WILSON FAMILY MEDICINE LLC		1			1
Kroger 968 - The Little Clinic Colerain Township		1			1
ODYSSEY HEALTH CARE OF MARION COUNTY LLC		1			1
ST VINCENTS OUTPATIENT IMAGING		1			1
Medilodge of Kalamazoo		1			1
Courtenay Springs Village			1	100%	1
Moab Regional Hospital			1	100%	1
UNLIMITED MEDICAL SERVICES OF FL PL DBA		1			1
BAYFRONT HEAL WOUND CARE AND HYPERBARIC CENTER			1	100%	1
PEACHEALTH LABORATORIES		1			1
APPLECARE URGENT CARE KINGSLAND			1	100%	1
DOCTORS AFTER HOURS URGENT CARE CENTER			1	100%	1
UNC HOSPITALS			1	100%	1
Ash Flat Healthcare and Rehabilitation Center			1	100%	1
LAKE LURE HEALTH CENTER			1	100%	1
CARENOW MURFREESBORO MEDICAL CENTER PK		1			1
HIBISCUS COURT			1	100%	1
FRESENIUS SOUTH FORT MYERS		1			1
Carrollton Manor Inc		1			1
Pinnacle Assisted Living			1	100%	1
Dulles Health and Rehab Center		1			1
Manor Care Health Services- Wilmington			1	100%	1
HEALTH CARE SERVICES LC			1	100%	1
CURA LABORATORY SERVICES			1	100%	1

COVID-19: testing by laboratory

Data through Apr 11, 2021 verified as of Apr 12, 2021 at 09:25 AM

Data in this report are provisional and subject to change.

The numbers in the table below represent the number of Florida and non-Florida residents for whom test results were received by the Department of Health. A person can be tested by more than one laboratory and can have both positive and negative results. **Therefore, the sum of the numbers in each column will be larger than the total number of people tested.**

Reporting lab	Inconclusive	Negative	Positive	Percent positive	Total
FASTMED - LAKEWAY			1	100%	1
LRGHEALTHCARE		1			1
5 STAR HOME HEALTH SERVICES INC		1			1
JUPITER MEDICAL CENTER INC			1	100%	1
Kroger - KR062000426			1	100%	1
HERNANDO COUNTY HEALTH DEPT			1	100%	1
ADVANCED LABORATORY SERVICES			1	100%	1
CENTRAL ALABAMA HEALTH CARE SYSTEM			1	100%	1
BRANDON OUTREACH CLINIC			1	100%	1
PALMETTO BAY MEDICAL CENTER			1	100%	1
EXCEL URGENT CARE OF NJ			1	100%	1
Kroger 359 - The Little Clinic Bellevue		1			1
CLAYTON NURSING AND REHABILITATION		1			1
SAINT FRANCIS HOSPITAL			1	100%	1
Grays Harbor Health and Rehabilitation		1			1
GARNET HEALTH DOCTORS		1			1
ADDINGTON PLACE EAST LAKE		1			1
WALGREENS_CHICAGO		1			1
CARENOW URGENT CARE - ANTIOCH		1			1
LEHIGH PULMONARY ASSOCIATES			1	100%	1
Springdale Village		1			1
LAKEWOOD RANCH MEDICAL GROUP LLC			1	100%	1
LAKE SIDE MEDICAL CENTER		1			1
SUREPOINT URGENT CARE PADRE ISLAND			1	100%	1
Kroger 465 - The Little Clinic Oakley		1			1
Eden Meadows		1			1
AMERICAN MEDICAL RESPONSE - FARMER BRA		1			1
FAMILY MEDICAL CENTER		1			1
Ohman Family Living at Holly Assisted Living		1			1
ST. MARY MEDICAL CENTER		1			1
BOLLES SCHOOL, THE			1	100%	1
ARIZONA STATE LABORATORY			1	100%	1
NORTHEAST REGIONAL MEDICAL CENTER			1	100%	1
Alaska Domiciliary Care for Homeless Veterans		1			1
MEDEXPRESS URGENT CARE - RUSSELLVILLE, W MAIN ST		1			1
Alden North Shore			1	100%	1
TANNER CLINIC			1	100%	1
EMORY DECATUR HOSPITAL - EMORY MEDICAL		1			1
ATRIA TAMARAC			1	100%	1
ST MARY'S OF SAGINAW		1			1
BERKSHIRE MEDICAL CENTER			1	100%	1
CPL INC/BSSC PATHOLOGY		1			1
Erie VAMC		1			1
CAROLINA BAY HEALTHCARE CTR OF WILMING		1			1
PLEASANT RIDGE MANOR WEST		1			1
Chateau Dville Rehab & Retirement		1			1
BETHESDA HOSPITAL			1	100%	1

COVID-19: testing by laboratory

Data through Apr 11, 2021 verified as of Apr 12, 2021 at 09:25 AM

Data in this report are provisional and subject to change.

The numbers in the table below represent the number of Florida and non-Florida residents for whom test results were received by the Department of Health. A person can be tested by more than one laboratory and can have both positive and negative results. **Therefore, the sum of the numbers in each column will be larger than the total number of people tested.**

Reporting lab	Inconclusive	Negative	Positive	Percent positive	Total
SC-GA2018 SIMPSONVILLE REHABILITATION		1			1
KIDSVILLE PEDIATRICS III PA			1	100%	1
INHEALTH LIFE SCIENCES LLC			1	100%	1
VIRGINIA UROLOGY		1			1
DIGNITY HEALTH GOHEALTH		1			1
MID-FLORIDA CANCER CENTERS		1			1
JACK M MATHENY II MD			1	100%	1
CAREMOUNT MEDICAL PC		1			1
SHP WESTCHESTER LLC		1			1
BEST CARE COMMUNITY AND FAMILY HEALTH CENTER INC			1	100%	1
Grand Junction VAMC		1			1
HACKENSACK UNIVERSITY MEDICAL CENTER		1			1
BRIDGEWAY CENTER INC			1	100%	1
CONVENIENT MEDICAL AND HEALTH SERVICES			1	100%	1
RM PHARMACY SERVICES INC		1			1
CHI ST ALEXIUS TRANSITIONAL CARE UNIT		1			1
DE TAR HOSPITAL			1	100%	1
ALAFAYA WOODS FAMILY MEDICAL CENTER		1			1
Abernethy Laurels		1			1
FAMILY PRACTICE ASSOCIATES		1			1
CVS OH6164POCT DELAWARE		1			1
KINGWOOD EMERGENCY HOSPITAL			1	100%	1
UMMC MIDTOWN CAMPUS			1	100%	1
HOUSTON DEPARTMENT OF HEALTH AND HUMAN SERVICES			1	100%	1
WEST COAST CLINICAL LABS INC			1	100%	1
Avera Sr. James Care Center		1			1
HHCS PHARMACY INC			1	100%	1
Kroger 83 - The Little Clinic Rock Road		1			1
AUGUSTA HEALTH CLINICAL LABORATORY			1	100%	1
BETHESDA ON TURKEY CREEK			1	100%	1
HEBER VALLEY HOSPITAL			1	100%	1
CROWNPOINT HEALTHCARE FACILITY		1			1
MORNINGSIDE NURSING AND REHABILITATION		1			1
COLER REHABILITATION AND NURSING CARE		1			1
Brio of Johnston		1			1
SWIFTCARE URGENT CARE, PLLC			1	100%	1
CHP COVID-19 (TX)			1	100%	1
MEMORIAL HEALTH UNIVERSITY MEDICAL		1			1
Chateau Living Center			1	100%	1
Casa Real Center		1			1
THE TOLEDO HOSPITAL			1	100%	1
SPECTRUM LABORATORY			1	100%	1
WEST BOYNTON DIALYSIS			1	100%	1
MORSELIFE HOME CARE INC			1	100%	1
PREMIUM HOME HEALTH CARE INC			1	100%	1
CONTINENTAL HOME HEALTH CARE INC			1	100%	1
LIBERTY URGENT CARE			1	100%	1

COVID-19: testing by laboratory

Data through Apr 11, 2021 verified as of Apr 12, 2021 at 09:25 AM

Data in this report are provisional and subject to change.

The numbers in the table below represent the number of Florida and non-Florida residents for whom test results were received by the Department of Health. A person can be tested by more than one laboratory and can have both positive and negative results. **Therefore, the sum of the numbers in each column will be larger than the total number of people tested.**

Reporting lab	Inconclusive	Negative	Positive	Percent positive	Total
Community Care Center of Heritage House, LLC			1	100%	1
Rehab Select of Talladega		1			1
ABRAZO WEST CAMPUS			1	100%	1
PCR DIAGNOSTICS			1	100%	1
MICROBIOLOGY DEPARTMENT			1	100%	1
TILE PHARMACY		1			1
CVS PHARMACY INC DBA CVS/PHARMACY # 10600		1			1
WILCOX MEDICAL CENTER-ALMA COLLEGE		1			1
SAINT AGNES HOSPITAL			1	100%	1
ACCURATE HEALTH SERVICES CORP			1	100%	1
NEMOURS CHILDREN HOSPITAL			1	100%	1
BAPTIST MEDICAL PLAZA AT WESTCHESTER			1	100%	1
TENNOVA ER - SANGO			1	100%	1
WINTER HAVEN DIALYSIS		1			1
VELOCITY URGENT CARE - REDMILL			1	100%	1
HOSPICE OF MARION COUNTY INC			1	100%	1
NAVARRO MEDICAL CENTERS LLC			1	100%	1
MEA PRIMARY CARE PLUS BYRAM			1	100%	1
COMMUNITY			1	100%	1
WALGREENS #15369		1			1
STERLING HOUSE OF PORT ORANGE		1			1
PHOEBE HOME INC		1			1
Walgreens #3661		1			1
SOUTHWEST REGIONAL PCR LABORATORY			1	100%	1
Kroger 698 - The Little Clinic 14th Street/Bell		1			1
WARREN GENERAL HOSPITAL			1	100%	1
NORWALK HOSPITAL			1	100%	1
Heritage Inn Health and Rehabilitation		1			1
CATERPILLAR INC - MIAMI DISTRIBUTION CENTER			1	100%	1
WINDMOOR HEALTHCARE			1	100%	1
MT CARMEL NURSING HOME		1			1
Aspire Physical Recovery Center at Cahaba River		1			1
OHIO VALLEY MANOR NURSING &		1			1
PROGRESSIVE MEDICAL LAB LLC			1	100%	1
BEVERLY ADVANCED PRACTICE NURSING		1			1
MERCY - NORTH IOWA			1	100%	1
OMNI HEALTHCARE URGENT CARE			1	100%	1
St. Anne Home		1			1
COLONIAL HEALTH CARE		1			1
FRONT PORCH PEDIATRICS PLLC			1	100%	1
NORTH BREVARD CHILDRENS MEDICAL CENTER			1	100%	1
WINDERMERE PEDIATRICS			1	100%	1
CLERMONT HEALTH DEPARTMENT			1	100%	1
Walgreens #10988		1			1
WILLOW DALE WELLNESS VILLAGE APARTMENT		1			1
HAMILTON CI MAIN UNIT ANNEX/ WORK CAMP			1	100%	1
UUHC - REDSTONE HEALTH CENTER LABORATORY			1	100%	1

COVID-19: testing by laboratory

Data through Apr 11, 2021 verified as of Apr 12, 2021 at 09:25 AM

Data in this report are provisional and subject to change.

The numbers in the table below represent the number of Florida and non-Florida residents for whom test results were received by the Department of Health. A person can be tested by more than one laboratory and can have both positive and negative results. **Therefore, the sum of the numbers in each column will be larger than the total number of people tested.**

Reporting lab	Inconclusive	Negative	Positive	Percent positive	Total
Southwest Louisiana Veterans Home			1	100%	1
Allen Health and Rehabilitation		1			1
Monument Health Custer Care Center		1			1
CARENOW LAKE WORTH			1	100%	1
FLORIDA KEYS PED AND ADOLES CTR			1	100%	1
MEDEXPRESS URGENT CARE - LODI		1			1
DR JAMES D FORBES FAMILY CARE CENTER			1	100%	1
STATE OF CALIFORNIA DOH SERVICES			1	100%	1
NSUH AT SYOSSET		1			1
SOUTHERN HILLS MEDICAL CENTER			1	100%	1
QC LABORATORY			1	100%	1
MEDONE URGENT CARE			1	100%	1
WINNIFRED ASSISTED LIVING FACILITY INC		1			1
ALL CARE URGENT CARE			1	100%	1
MED-LAKE LABORATORY			1	100%	1
The Good Shepherd		1			1
Court House Center		1			1
HAWKEYE CARE CENTER DUBUQUE		1			1
ST LUKES SURGICAL AT THE VILLAGES INC			1	100%	1
MEDICAL CITY DENTON			1	100%	1
ELATION HEALTH		1			1
ORMOND MEDICAL ARTS FAMILY PRACTICE PL			1	100%	1
ENCOMPASS HEALTH REHABILITATION HOSPITAL OF UTAH		1			1
Life Care Center of Auburn		1			1
CRYSTAL RIVER FIRE DEPARTMENT			1	100%	1
CAREATC - PALM HARBOR			1	100%	1
Central Alabama Veterans HCS - West Campus		1			1
WEST FLORIDA MEDICAL ASSOCIATES PA			1	100%	1
YOUR GOOD HEALTH MEDICAL GROUP PA			1	100%	1
Northern Nevada State Veterans Home		1			1
UNIVERSITY OF MIAMI PRIMARY CARE SITE UMHC 3039			1	100%	1
LIFESPAN HEALTH - SELMER		1			1
REHABILITATION CENTER OF ALBUQUERQUE		1			1
MERCY GENERAL HOSPITAL			1	100%	1
MANHATTAN COLLEGE HEALTH SERVICES		1			1
CVS MI22230CV WAYNE COUNTY COMMUNITY COLLEGE			1	100%	1
MEDEXPRESS URGENT CARE, MILLCREEK		1			1
Kroger 929 - The Little Clinic Corryville		1			1
PRIMARY & URGENT CARE CENTERS			1	100%	1
PRIME HEALTHCARE SERVICES		1			1
APOLLOMDX LLC			1	100%	1
Perham Living			1	100%	1
FIRST CARE OF GAINESVILLE			1	100%	1
EVENTIDE LUTHERAN HOME		1			1
RESTORE MEDICAL PARTNERS PLLC			1	100%	1
HAVASU REGIONAL MEDICAL CENTER			1	100%	1
LONG ISLAND MINIMALLY INVASIVE SURGERY		1			1

COVID-19: testing by laboratory

Data through Apr 11, 2021 verified as of Apr 12, 2021 at 09:25 AM

Data in this report are provisional and subject to change.

The numbers in the table below represent the number of Florida and non-Florida residents for whom test results were received by the Department of Health. A person can be tested by more than one laboratory and can have both positive and negative results. **Therefore, the sum of the numbers in each column will be larger than the total number of people tested.**

Reporting lab	Inconclusive	Negative	Positive	Percent positive	Total
UNITED HEALTHCARE			1	100%	1
BRUSHY CREEK FAMILY HOSPITAL			1	100%	1
Quince Nursing and Rehabilitation Center		1			1
GATEWAY HEALTHCARE, PC			1	100%	1
KROGER 915 - THE LITTLE CLINIC ANDERSON			1	100%	1
NORTH BROWARD MEDICAL CENTER			1	100%	1
PALMETTO LANDING			1	100%	1
HAYS CLINICAL LAB			1	100%	1
CENTRAL FLA PEDIATRIC URGENT CARE LLC		1			1
BROOKS REHAB			1	100%	1
ASSOCIATESMD			1	100%	1
NULEASE MEDICAL SOLUTIONS			1	100%	1
MYCLINIC, INC			1	100%	1
NORTH COUNTY MEDICAL LAB			1	100%	1
INTERMOUNTAIN HEALTHCARE CENTRAL LABORATORY			1	100%	1
ALL CHILDRENS PEDIATRIC CLINIC			1	100%	1
GREATER MIAMI DIALYSIS			1	100%	1
UT MD ANDERSON CANCER CENTER-TUMOR MARKER LAB			1	100%	1
CENTRAL FLORIDA HOSPITALIST			1	100%	1
VIP FAMILY PRACTICE			1	100%	1
Alden Lincoln Park			1	100%	1
LAKELAND MEDICAL CENTER			1	100%	1
MEMORIAL HOSPITAL MIRAMAR WAIVED TESTING			1	100%	1
WINTER GARDEN CHILDREN'S HEALTH CENTERS			1	100%	1
ST.ELIZABETH HEALTH CENTER	1				1
MEMORIAL HERMANN MEDICAL GROUP-ATASCOCITA PEDS			1	100%	1
Peninsula Nursing and Rehabilitation Center		1			1
ADVANCED INDIVIDUALIZED MEDICINE OF NAPLES			1	100%	1
NORTHERN KENTUCKY HEALTH DEPARTMENT			1	100%	1
BAM INC		1			1
FORT MYERS NORTH DIALYSIS		1			1
MEDEXPRESS URGENT CARE CHICOPEE			1	100%	1
KENDALL PEDIATRICS PARTNERS LLC			1	100%	1
PULMONARY MEDICINE		1			1
CENTRAL FL INTERNAL MEDICINE ASSOCIATES LLC		1			1
CSI LABORATORIES FLORIDA			1	100%	1
PM PEDIATRICS PC			1	100%	1
KROGER 785 - THE LITTLE CLINIC DIXIE HWY		1			1
The Carrington		1			1
UT HEALTH RGV CLINICAL LABORATORY			1	100%	1
THE CLINIC ON SIXTH			1	100%	1
St. Ann Rehabilitation and Nursing Center		1			1
AdventHealth Care Center Zephyrhills North			1	100%	1
CARESPOT - OCOEE			1	100%	1
MARY WASHINGTON HOSPITAL HOME HEALTH AGENCY	1				1
BEACHSIDE DETOX		1			1
FLORIDA DEPARTMENT OF HEALTH IN BROWARD COUNTY		1			1

COVID-19: testing by laboratory

Data through Apr 11, 2021 verified as of Apr 12, 2021 at 09:25 AM

Data in this report are provisional and subject to change.

The numbers in the table below represent the number of Florida and non-Florida residents for whom test results were received by the Department of Health. A person can be tested by more than one laboratory and can have both positive and negative results. **Therefore, the sum of the numbers in each column will be larger than the total number of people tested.**

Reporting lab	Inconclusive	Negative	Positive	Percent positive	Total
Tremont Health & Rehabilitation Center		1			1
CARE CENTER OF LAKE PLACID			1	100%	1
ST JOHNS EPISCOPAL HOSPITAL SOUTH SHORE		1			1
Kroger 717 - The Little Clinic Dolphin Drive			1	100%	1
MARTIN ARMY COMMUNITY HOSPITAL			1	100%	1
SHANNON MEDICAL CENTER			1	100%	1
HARDEN DIALYSIS		1			1
LOUIS A JOHNSON VAMC		1			1
PANCARE HEALTH - CARR ELEM & MIDDLE SCHOOL			1	100%	1
LAKE REGIONAL HEALTH			1	100%	1
PEDIATRIC ASSOCIATES - MIAMI LAKES		1			1
Long Beach Care Center			1	100%	1
WATERS EDGE ELEMENTARY SCHOOL			1	100%	1
Shelbyville Manor		1			1
WMC HEALTH GROUP OF KISSIMMEE LLC			1	100%	1
BRITTNEY WHELIHAN IRWIN ARNP LLC			1	100%	1
APS-SUMMIT CARE PHARMACY, LLC DBA OMNICARE		1			1
PURECARE PHARMACY		1			1
Regency Square			1	100%	1
FLORIDA DEPARTMENT OF HEALTH IN CITRUS COUNTY		1			1
WRIGHT PATTERSON AFB MEDICAL CENTER			1	100%	1
NORDX			1	100%	1
WEST FLORIDA HOSPITAL LABORATORY			1	100%	1
Lakeland Nursing and Rehabilitation Center LLC		1			1
PBSO HEALTH AND WELLNESS CENTER			1	100%	1
Country View of Sunbury			1	100%	1
MOSOLF PEDIATRICS PA			1	100%	1
Willow Ridge Center		1			1
NHLS			1	100%	1
YOUR HEALTH PEDIATRICS INC			1	100%	1
COSTCO PHARMACY #1023			1	100%	1
KAISER PERMANENTE REGIONAL REFERENCE LABORATORY		1			1
NCH HEALTHCARE CREEKSIDE ENDOSCOPY			1	100%	1
ONPOINT URGENT CARE			1	100%	1
Garden Villa Bedford		1			1
VALLEY HOSPITAL MEDICAL CENTER		1			1
MOSAIC MEDICAL CENTER MARYVILLE			1	100%	1
NORTH FLORIDA CHILD DEVELOPMENT, INC			1	100%	1
MODERN URGENT CARE			1	100%	1
UPMC NORTHWEST HOSPITAL			1	100%	1
GEORGETOWN URGENT CARE			1	100%	1
Kroger 523 - The Little Clinic Dickson			1	100%	1
Waddell Nursing & Rehab Center		1			1
LAKE WALES DIALYSIS CENTER			1	100%	1
HEALTH CLINIC,THE		1			1
SILVERMAN			1	100%	1
KIDZ FAMILY CARE			1	100%	1

COVID-19: testing by laboratory

Data through Apr 11, 2021 verified as of Apr 12, 2021 at 09:25 AM

Data in this report are provisional and subject to change.

The numbers in the table below represent the number of Florida and non-Florida residents for whom test results were received by the Department of Health. A person can be tested by more than one laboratory and can have both positive and negative results. **Therefore, the sum of the numbers in each column will be larger than the total number of people tested.**

Reporting lab	Inconclusive	Negative	Positive	Percent positive	Total
TMH PHYSICIAN PARTNERS QUINCY			1	100%	1
UMASS MEMORIAL/MARLBORO HOSPITAL			1	100%	1
BARRINGTON TERRACE NAPLES			1	100%	1
PM PEDIATRICS OF BAYSIDE, PLLC		1			1
UHS BINGHAMTON GENERAL			1	100%	1
Kroger - KR070600172		1			1
WATERVIEW HILLS REHABILITATION AND NUR		1			1
LOUISIANA STATE LAB			1	100%	1
Kroger 395 - The Little Clinic Blanchester		1			1
SIGNATURE HEALTHCARE OF BUCKHEAD		1			1
Kroger 805 - The Little Clinic Lewis Center		1			1
ADVOCATE GOOD SAMARITAN			1	100%	1
WVU MEDICINE - WESTON			1	100%	1
MINNESOTA HERITAGE HOUSE		1			1
KISSIMMEE HOME TRAINING		1			1
DORNOCH PLACE DEL PRADO		1			1
RIVIERA BEACH INTEGRATED CARE INC			1	100%	1
The Jordan Center		1			1
ST. LUKE'S HOSPITAL			1	100%	1
PUBLIX PHARMACY #1387		1			1
BAPTIST ASI			1	100%	1
SOUTH SEMINOLE HOSPITAL POCT			1	100%	1
MANCHESTER COMMONS		1			1
SANCHEZ CAZAU MEDICAL GROUP			1	100%	1
MADISON AT OVIEDO			1	100%	1
FLORIDA HEART AND VASCULAR MULTISPECIALTY GROUP PA			1	100%	1
SANTA MONICA FERTILITY			1	100%	1
CHRISTUS GOOD SHEPHERD MEDICAL CENTER			1	100%	1
Integrity Healthcare of Carbondale			1	100%	1
MEDICAL CENTER OF TRINITY - MOB		1			1
IZ MEDICAL		1			1
CARENOW URGENT CARE – SPRING			1	100%	1
BAPTIST HEALTH SURGERY CENTER			1	100%	1
WW Chem Auto SS			1	100%	1
PEDIATRIC SPECIALTY CLINIC COLLIER			1	100%	1
PHOENIX MEDICAL CLINIC			1	100%	1
HOLY CITY MED URGENT CARE			1	100%	1
CARE CONNECTIONS AT HOME LLC			1	100%	1
THE BRENNITY AT TRADITION			1	100%	1
ORAL & FACIAL SURGERY			1	100%	1
Davie Nursing & Rehabilitation Center		1			1
MEMORIAL MEDICAL CENTER			1	100%	1
SUSAN F. WILLIAMS M.D., P.A.			1	100%	1
FHPG INTERNAL MEDICINE OF BRANDON			1	100%	1
HEALTH PLUS SUNRISE MEDICAL OFFICE			1	100%	1
LOVELACE WOMEN'S HOSPITAL		1			1
CONCIERGE INTERNAL MEDICINE ASSOCIATES			1	100%	1

COVID-19: testing by laboratory

Data through Apr 11, 2021 verified as of Apr 12, 2021 at 09:25 AM

Data in this report are provisional and subject to change.

The numbers in the table below represent the number of Florida and non-Florida residents for whom test results were received by the Department of Health. A person can be tested by more than one laboratory and can have both positive and negative results. **Therefore, the sum of the numbers in each column will be larger than the total number of people tested.**

Reporting lab	Inconclusive	Negative	Positive	Percent positive	Total
DESERT ROSE FL LLC		1			1
LAKE VISTA DIALYSIS			1	100%	1
FAMILY & INTERNAL MEDICINE CENTER		1			1
Piqua Manor		1			1
NORTH SHORE HEMATOLOGY-ONCOLOGY ASSOCIATES		1			1
CENTRAL TX URGENT CARE			1	100%	1
LABORATORIO MEDICO CENTRAL CONDOMINO MD			1	100%	1
STANLY REGIONAL MEDICAL CENTER			1	100%	1
FLORIDA STATE UNIVERSITY HEALTH SERVICES			1	100%	1
Birmingham Nursing & Rehab Center		1			1
UF HEALTH - WILDLIGHT			1	100%	1
LOPEZ		1			1
PHYSICIANS LAB INC			1	100%	1
LOURDES URGENT CARE			1	100%	1
LAREDO CARE CLINIC NORTH		1			1
NEMOURS CHILDREN'S PRIMARY CARE			1	100%	1
DORAL KIDNEY CENTER			1	100%	1
SPARTA HEALTH & REHAB		1			1
LADY LAKE FAMILY MEDICINE			1	100%	1
INDIAN RIVER CLINICAL LABORATORY, INC.		1			1
BALLAD HEALTH MEDICAL ASSOCIATES URGENT CARE			1	100%	1
PASTEUR MEDICAL HIALEAH GARDEN LLC			1	100%	1
MEDCARE QUALITY MEDICAL CENTER LLC			1	100%	1
MEDEXPRESS URGENT CARE - PATRICK STREE			1	100%	1
EDWARD HOSPITAL			1	100%	1
FRESENIUS KIDNEY CARE OCALA			1	100%	1
ADVANTA LABS, LLC		1			1
Juniper Village at Bucks County		1			1
CARESPOT - MIAMI GARDENS			1	100%	1
Crowne Health Care of Thomasville		1			1
MOBILE INFIRMARY MEDICAL CENTER			1	100%	1
LEGACY SPECIALTY PHARMACY CORP			1	100%	1
PINNACLE PAIN CENTER PS DBA LYNX HEALTHCARE		1			1
NEW RIVER HEALTH DISTRICT			1	100%	1
Orange City Nursing and Rehab Center			1	100%	1
INTEGRATED GENETICS SEQUENOM		1			1
MED TECH CLINICAL LABORATORY		1			1
NANCY M WORTHINGTON MD PA			1	100%	1
WINCHESTER HOSPITAL			1	100%	1
JOHNSON MEDICAL SERVICES			1	100%	1
WALGREENS #11572		1			1
BOCA RATON PHYSICIANS PA			1	100%	1
ASHLEY PEDICATRICS DAY AND NIGHT CLINIC			1	100%	1
NORTHEAST TEXAS DIALYSIS		1			1
PowerBack Piscataway Center		1			1
Kroger 923 - The Little Clinic Centerville		1			1
PALMETTO CHARTER SCHOOL□		1			1

COVID-19: testing by laboratory

Data through Apr 11, 2021 verified as of Apr 12, 2021 at 09:25 AM

Data in this report are provisional and subject to change.

The numbers in the table below represent the number of Florida and non-Florida residents for whom test results were received by the Department of Health. A person can be tested by more than one laboratory and can have both positive and negative results. **Therefore, the sum of the numbers in each column will be larger than the total number of people tested.**

Reporting lab	Inconclusive	Negative	Positive	Percent positive	Total
DECATUR MORGAN HOSPITAL - DECATUR GENE		1			1
TMH PHYSICIAN PARTNERS			1	100%	1
CASA DE ORO CARE AND REHABILITATION CE		1			1
Dexter Health Care		1			1
HARBOR OAKS GOLDEN YEARS			1	100%	1
APEX HOME HEALTHCARE			1	100%	1
TERRELL URGENT CARE			1	100%	1
Altenheim Senior Living		1			1
FAMILY MEDICINE AT CELEBRATION		1			1
CARESOUTH HHA HOLDINGS OF VIRGINIA, LLC			1	100%	1
ABE'S GARDEN/PARK MANOR APARTMENTS		1			1
IMMEDIATE CARE MEDICAL CENTER			1	100%	1
DR DAN C TRIGG MEMORIAL HOSPITAL		1			1
POINTE MEDICAL SERVICES INC			1	100%	1
EXAC CARE CROSSVILLE		1			1
URGENT CARE OF KANSAS CITY			1	100%	1
WATERBURY HOSPITAL REFERENCE LAB			1	100%	1
SENTARA AMBULATORY CARE CLINIC			1	100%	1
MIDWEST COVENANT HOME, INC		1			1
ALTAMONTE SPRINGS WALK IN MED CENTER			1	100%	1
LP ELIZABETHTON		1			1
Sharon Care Center			1	100%	1
NFRC CLINICAL LAB			1	100%	1
ANDERSON REGIONAL MEDICAL CENTER			1	100%	1
FIT4LIFE MEDICAL CENTER			1	100%	1
PREMIER FAMILY AND SPORTS MEDICINE LLC			1	100%	1
JACKSBORO URGENT CARE			1	100%	1
Medilodge of Mt. Pleasant		1			1
URGENT CARE OF FORT LAUDERDALE INC			1	100%	1
MT SINA1 HOSPICE			1	100%	1
UNIVERSITY OF SOUTH FLORIDA			1	100%	1
ORMOND PEDIATRICS PA			1	100%	1
LAB PLUS, LLC			1	100%	1
BAYMEADOWS PEDIATRIC CARE		1			1
WOOD COUNTY HEALTH DEPARTMENT			1	100%	1
PREMIER HEALTH CARE INC			1	100%	1
Sherwood Oaks Health Center			1	100%	1
Kroger 569 - The Little Clinic Gallatin		1			1
RENOWN REGIONAL MEDICAL CENTER			1	100%	1
PREMISEHEALTH		1			1
JP MORGAN CHASE HEALTH SERVICES			1	100%	1
ASSOCIATES MD MEDICAL GROUP INC			1	100%	1
SOMA MEDICAL CENTER PA #2 OAKLAND			1	100%	1
DAYTONA BEACH CENTRA CARE			1	100%	1
Village Crest Center for Health & Rehabilitation		1			1
RIVERVIEW HOSPITAL	1				1
ELAN MANATEE			1	100%	1

COVID-19: testing by laboratory

Data through Apr 11, 2021 verified as of Apr 12, 2021 at 09:25 AM

Data in this report are provisional and subject to change.

The numbers in the table below represent the number of Florida and non-Florida residents for whom test results were received by the Department of Health. A person can be tested by more than one laboratory and can have both positive and negative results. **Therefore, the sum of the numbers in each column will be larger than the total number of people tested.**

Reporting lab	Inconclusive	Negative	Positive	Percent positive	Total
CVS KS8573POCT OVERLAND PARK		1			1
CVS MA335POCT RAYNHAM		1			1
ROAN MOUNTAIN MEDICAL CENTER			1	100%	1
THE CHILDREN'S HOSPITAL OF PHILADELPHIA		1			1
NORTH SHORE HEMATOLOGY-ONCOLOGY ASSOCI		1			1
MONROE COUNTY PUBLIC HEALTH DEPARTMENT			1	100%	1
DIGNITY HEALING LLC			1	100%	1
SHARON REGIONAL MEDICAL CENTER			1	100%	1
CVS MA915POCT BEVERLY			1	100%	1
MOUNT SINAI MEDICAL CENTER HIALEAH			1	100%	1
Kroger 618 - The Little Clinic Trail Creek Village		1			1
HENRY FORD HOSPITAL			1	100%	1
GIBSON AREA PRIMARY CARE			1	100%	1
URGENT CARE OF COASTAL GEORGIA			1	100%	1
SHERIDAN VAMC		1			1
SEVEN HILLS HEALTHCARE GROUP LLC DBA		1			1
PHYSICIANS OF CENTRAL FLORIDA			1	100%	1
ADVENT HEALTH MEDICAL GROUP MULTISPECIALTY			1	100%	1
NICKLAUS CHILDREN'S DORAL OUTPATIENT CENTER			1	100%	1
KNOX COMMUNITY HOSPITAL			1	100%	1
GARDENS PEDIATRICS LAB			1	100%	1
Smg/North Jersey Hematology & Oncology		1			1
WESLEY MEDICAL CENTER			1	100%	1
RAYMOND F CARON MD			1	100%	1
WINCHESTER URGENT CARE, PC		1			1
ST JUDE CARE CENTER		1			1
CVS OK6225POCT EDMOND		1			1
PALMETTO PRIMARY CARE PHYSICIANS			1	100%	1
ADVANCED CARDIOVASCULAR DIAGNOSTICS PL		1			1
HENRY FORD WEST BLOOMFIELD HOSPITAL			1	100%	1
PEDIATRIC PARTNERS			1	100%	1
Diversicare of Smyrna		1			1
STITCHES ACUTE CARE CENTER OF CHEYENNE			1	100%	1
Walgreens #11724		1			1
PALM COTTAGE OPERATOR LLC			1	100%	1
ADVENTHEALTH MEDICAL GROUP PEDIATRICS DIABETES &			1	100%	1
MEMORIAL SATILLA HEALTH			1	100%	1
BAPTIST HEALTH EXPRESS CARE			1	100%	1
JOHN PETER SMITH HOSPITAL- OB TRIAGE			1	100%	1
TREASURE COAST COMMUNITY HEALTH INC			1	100%	1
IMA MEDICAL CENTER OF SOUTH WEST ORLANDO			1	100%	1
ABBOTT LABORATORIES - OCCUPATIONAL HEALTH SERVICES			1	100%	1
INTEGRIS SEMINOLE EMERGENCY DEPT			1	100%	1
MEDICAL ARTS LABORATORY			1	100%	1
OCCUPATIONAL HEALTH CENTER		1			1
BAYLOR SCOTT AND WHITE MEDICAL CENTER -CENTENTENNIAL			1	100%	1
ASCENSION ST VINCENT'S - WESTSIDE			1	100%	1

COVID-19: testing by laboratory

Data through Apr 11, 2021 verified as of Apr 12, 2021 at 09:25 AM

Data in this report are provisional and subject to change.

The numbers in the table below represent the number of Florida and non-Florida residents for whom test results were received by the Department of Health. A person can be tested by more than one laboratory and can have both positive and negative results. **Therefore, the sum of the numbers in each column will be larger than the total number of people tested.**

Reporting lab	Inconclusive	Negative	Positive	Percent positive	Total
DEACONESS URGENT CARE CENTER			1	100%	1
ALBANNA PEDIATRICS CENTER			1	100%	1
SMYTH COUNTY COMMUNITY HOSPITAL LABORATORY			1	100%	1
MISSION HOSPITAL			1	100%	1
MEDICAL CENTER			1	100%	1
ASHLEY PEDIATRICS DAY & NIGHT CLINIC			1	100%	1
RESIDENCES AT MIAMI / REIGN GARDENS LLC, THE			1	100%	1
Kroger - KR070300083			1	100%	1
MERITER LABORATORIES			1	100%	1
Kroger 753 - The Little Clinic Goss Avenue		1			1
MEDEXPRESS URGENT CARE, LEBANON		1			1
CVS TX7431POCT ROWLETT		1			1
DOCTORS CHOICE HOME CARE INC			1	100%	1
AUTUMN CARE OF STATESVILLE, LLC		1			1
Manor Care Health Care Services - Williamsport North		1			1
MIAMI-DADE COUNTY HEALTH DEPT.		1			1
FIU HEALTH CARE CENTER			1	100%	1
SKY RIDGE MEDICAL CENTER - MICRO			1	100%	1
CHIPLEY DIALYSIS			1	100%	1
CVS AZ3749POCT GOODYEAR		1			1
MARYLAND DEPARTMENT OF HEALTH AND MENTAL HYGIENE-LABORATORIES			1	100%	1
SHAMRA MEDICAL LABORATORY			1	100%	1
Newton Wellesley Center for Alzheimer's Care		1			1
Kroger 433 - The Little Clinic Atoka		1			1
VIRGINIA CVS PHARMACY, LLC DBA CVS/PHARMACY #1884		1			1
FREDERICK AVENUE GROUP HOME		1			1
Cornerstone at the Ranch		1			1
MOUNT SINAI MEDICAL CENTER OF FLORIDA INC			1	100%	1
Portsmouth Health and Rehab			1	100%	1
LABORATORY SERVICES SGHS - CAMDEN		1			1
Kroger 519 - The Little Clinic Staples Mill Road		1			1
MEDHELP			1	100%	1
PATIENT FIRST-GENERAL BOOTH			1	100%	1
PHOEBE PRIMARY CARE CAMILLA			1	100%	1
TAMPA GENERAL MEDICAL GROUP LABORATORY HEALTHPARK			1	100%	1
JOSEPH REINA PHARMACY INC DBA JRX PHAR		1			1
MARQUETTE GENERAL HOSPITAL			1	100%	1
CVS AZ7855POCT TUCSON		1			1
FOUNDCARE HEALTH			1	100%	1
MEDEXPRESS URGENT CARE - LINDEN		1			1
HEART HOSPITAL OF LAFAYETTE: EMERGENCY ROOM			1	100%	1
NORTHSIDE FAMILY MEDICINE		1			1
METRO HEALTH HOSPITAL LABORATORY		1			1
HIGHLANDS CLINICAL LABORATORY			1	100%	1
AVERA MEDICAL GROUP			1	100%	1
COVE AT THE MARBELLA,THE			1	100%	1
Kroger 894 - The Little Clinic NEC		1			1

COVID-19: testing by laboratory

Data through Apr 11, 2021 verified as of Apr 12, 2021 at 09:25 AM

Data in this report are provisional and subject to change.

The numbers in the table below represent the number of Florida and non-Florida residents for whom test results were received by the Department of Health. A person can be tested by more than one laboratory and can have both positive and negative results. **Therefore, the sum of the numbers in each column will be larger than the total number of people tested.**

Reporting lab	Inconclusive	Negative	Positive	Percent positive	Total
WALGREENS #10308		1			1
Parkview Care Center			1	100%	1
ASHLEY PEDIATRICS DAY AND NIGHT CLINIC			1	100%	1
URGENTMED			1	100%	1
MARIANNA CBOC		1			1
Pelican Health Norfolk			1	100%	1
STVHCS - Dental Outpatient Clinic		1			1
ALIMETRIX INC		1			1
Walgreens #19461		1			1
PRIME CARE FAMILY MEDICINE			1	100%	1
WESTCOAST FAMILY PRACTICE		1			1
WELLMED AT BAY AREA		1			1
MEDICAL ASSOCIATES OF PINELLAS - LAB			1	100%	1
Kroger 367 - The Little Clinic Walton		1			1
NEW HORIZON PRIMARY CARE LLC			1	100%	1
GATEWAY FAMILY HEALTH CLINIC			1	100%	1
STUDENT HEALTH CENTER			1	100%	1
BAPTIST EMERGENCY HOSPITAL - KELLY			1	100%	1
AHC Dyersburg		1			1
SACRED HEART MEDICAL CENTER			1	100%	1
ELKTON TRANSITIONAL CARE CENTER		1			1
TREASURE COAST MEDICAL CONCIERGE LLC			1	100%	1
Caldwell Care		1			1
UNIVERSITY OF MARYLAND PATHOLOGY ASSOCIATES			1	100%	1
MOUNT SINAI HOSPITAL OF QUEENS			1	100%	1
Kroger 532 - The Little Clinic Murfreesboro		1			1
GULF COUNTY HEALTH DEPARTMENT			1	100%	1
Excel Care Center			1	100%	1
UF HEALTH EMERGENCY CENTER LABORATORY		1			1
COUNTRYSIDE PEDIATRIC CARE PA			1	100%	1
THE HOSPITALS OF PROVIDENCE EMERGENCY ROOM			1	100%	1
MIL LAKE HEALTHCARE CENTER INC PEDIATRICS			1	100%	1
CLINICAL CARE, INC			1	100%	1
PINEVILLE PHARMACY			1	100%	1
NORTH PALM BEACH DIALYSIS CENTER			1	100%	1
Salem Hills Rehabilitation and Nursing Center		1			1
2504-HOMEWOOD		1			1
WELLMED AT LINEBAUGH AVE			1	100%	1
LABTECH DIAGNOSTICS			1	100%	1
UNIVERSITY OF VERMONT MEDICAL CENTER			1	100%	1
CENTRAL CAROLINA HOSPITAL			1	100%	1
CVS AZ4795POCT MESA		1			1
MISSOURI DEPARTMENT OF HEALTH AND SENIOR SERVICES - STATE PH LAB		1			1
LEE MEMORIAL HOSPITAL OUTPATIENT SURGERY CENTER			1	100%	1
SOUTHEASTERN INTEGRATED MEDICAL PL			1	100%	1
MERITUS MEDICAL CENTER			1	100%	1
XSTREMEMD			1	100%	1

COVID-19: testing by laboratory

Data through Apr 11, 2021 verified as of Apr 12, 2021 at 09:25 AM

Data in this report are provisional and subject to change.

The numbers in the table below represent the number of Florida and non-Florida residents for whom test results were received by the Department of Health. A person can be tested by more than one laboratory and can have both positive and negative results. **Therefore, the sum of the numbers in each column will be larger than the total number of people tested.**

Reporting lab	Inconclusive	Negative	Positive	Percent positive	Total
INTERNAL MEDICINE EMILIA MURRAY MD PA		1			1
SOUTHERN WINDS			1	100%	1
YOUR HEALTH PEDIATRICS			1	100%	1
UW MEDICINE CHU LAB			1	100%	1
DIVERSICARE OF BIG SPRINGS		1			1
UF HEALTH THE VILLAGES			1	100%	1
AFTER HOURS CLINIC			1	100%	1
ST. MICHAEL'S ELITE HOSPITAL			1	100%	1
ASSISTED LIVING AT TREZEVANT		1			1
bishop rehabilitation and nursing center		1			1
BAPTIST HEALTH PRIMARY CARE AT DORAL			1	100%	1
UNIVERSITY PLACE NURSING CENTER		1			1
MID FLORIDA COMMUNITY SERVICES			1	100%	1
PALM BEACH COUNTY SHERIFF OFFICE			1	100%	1
WEST PENSACOLA DIALYSIS CENTER			1	100%	1
MEDEXPRESS URGENT CARE - PINE BLUFF S		1			1
CIRRUS DX			1	100%	1
COMMONWEALTH OF VIRGINIA DIVISION OF CONSOLIDATED LABORATORY SERVICES			1	100%	1
CORPUS CHRISTI MEDICAL CENTER			1	100%	1
LABTEST LLC LABTEST DIAGNOSTICS			1	100%	1
Kroger 49 - The Little Clinic Wichita - 21st St.			1	100%	1
DW MCMILLAN MEMORIAL HOSPITAL LABORATORY			1	100%	1
SELF REGIONAL HEALTHCARE			1	100%	1
NORTHEAST GEORGIA HEALTH SYSTEM			1	100%	1
ABBOTT LABORATORIES ROSS PRODUCTS			1	100%	1
CEPERO PEDIATRICS PA			1	100%	1
AEGIS MEDICAL GROUP LLC			1	100%	1
CULVER CITY URGENT CARE			1	100%	1
Total	100,858	18,703,181	2,745,094	13%	21,549,133