

COVID-19: summary of cases and monitoring

Data through Apr 15, 2021 verified as of Apr 16, 2021 at 09:25 AM

Data in this report are provisional and subject to change.

Cases: people with positive PCR or antigen test result

Total cases

Florida residents	2,115,191
Non-Florida residents	40,553

Type of testing

Florida residents	2,115,191
Positive by BPHL/CDC	76,716
Positive by commercial/hospital lab	2,038,475
PCR positive	1,695,181
Antigen positive	420,010
Non-Florida residents	40,553
Positive by BPHL/CDC	945
Positive by commercial/hospital lab	39,608
PCR positive	27,550
Antigen positive	13,003

Characteristics

Florida residents hospitalized	87,943
Florida resident deaths	34,330
Non-Florida resident deaths	670

Hospitalized counts include anyone who was hospitalized at some point during their illness. It does not reflect the number of people currently hospitalized.

More information on deaths identified through death certificate data is available on the National Center for Health Statistics website at www.cdc.gov/nchs/nvss/vsrr/COVID19/index.htm.

Cases: people with positive PCR or antigen test result

Risk factors for Florida residents

Traveled	16,941
Contact with a known case	837,941
Traveled and contact with a known case	23,210
Neither	1,237,099
No travel and no contact	252,664
Travel is unknown	703,597
Contact is unknown	468,391
Contact is pending	448,175

Travel can be unknown and contact can be unknown or pending for the same case, these numbers will sum to more than the "neither" total.

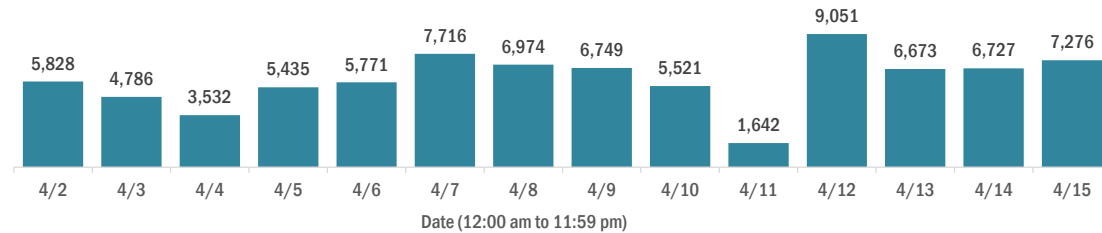
COVID-19: summary of laboratory testing

Data through Apr 15, 2021 verified as of Apr 16, 2021 at 09:25 AM

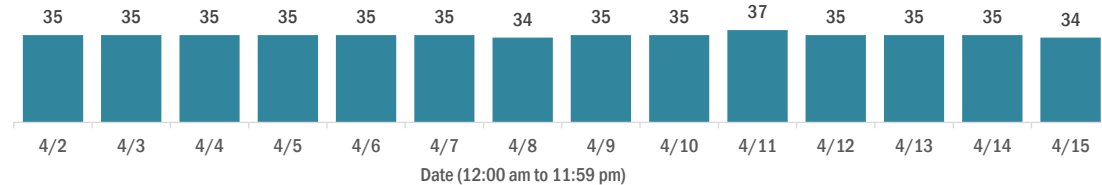
Data in this report are provisional and subject to change.

Cases in Florida residents per day for the past 2 weeks

Number of cases per day



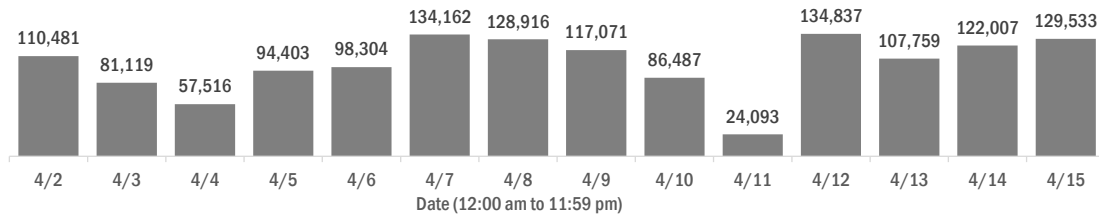
Median age of cases by day



Laboratory testing for Florida residents over the past 2 weeks

Number of Florida residents tested per day

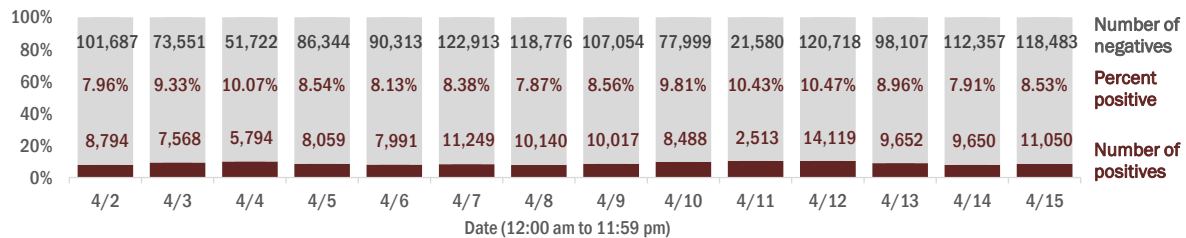
These counts include the number of people for whom the Department received PCR or antigen laboratory results by day. People tested on multiple days will be included for each day a new result was received. A person is only counted once for each day they are tested, regardless of whether multiple specimens are tested or multiple results are received.



Number and percent of Florida residents with positive test results

The percent of positive results ranged from 7.87% to 10.47% over the past 2 weeks and was 8.53% yesterday.

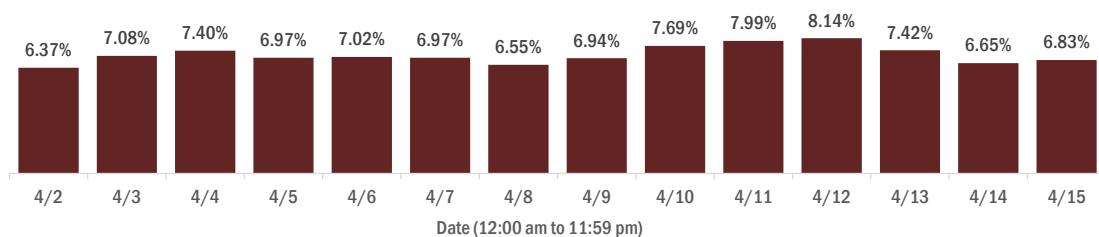
These counts include the number of people for whom the Department received PCR or antigen laboratory results by day. People tested on multiple days will be included for each day a new result was received. A person is only counted once for each day they are tested, regardless of whether multiple specimens are tested or multiple results are received. If a person has a positive specimen and a negative specimen in the same day, only the positive result is counted.



Percent positivity for new cases in Florida residents

The percent of positive results ranged from 6.37% to 8.14% over the past 2 weeks and was 6.83% yesterday.

This percent is the number of people who test PCR- or antigen-positive for the first time divided by all the people tested that day, excluding people who have previously tested positive.



COVID-19: characteristics of 2,115,191 Florida resident cases

Data through Apr 15, 2021 verified as of Apr 16, 2021 at 09:25 AM

Data in this report are provisional and subject to change.

Age group	Cases		Hospitalizations		Deaths	
0-4 years	43,929	2%	592	1%	1	0%
5-14 years	136,929	6%	588	1%	5	0%
15-24 years	328,953	16%	2,205	3%	45	0%
25-34 years	370,140	17%	4,309	5%	192	1%
35-44 years	329,346	16%	6,438	7%	531	2%
45-54 years	321,785	15%	9,988	11%	1,334	4%
55-64 years	276,997	13%	15,058	17%	3,767	11%
65-74 years	169,138	8%	18,314	21%	7,299	21%
75-84 years	93,112	4%	18,272	21%	10,414	30%
85+ years	43,449	2%	12,170	14%	10,742	31%
Unknown	1,413	0%	9	0%	0	0%
Total	2,115,191		87,943		34,330	

Gender	Cases	
Female	1,105,447	52%
Male	992,045	47%
Unknown	17,699	1%
Total	2,115,191	

Ethnicity	Cases		Hospitalizations		Deaths	
Hispanic	683,590	32%	22,407	25%	8,038	23%
Non-Hispanic	1,029,648	49%	61,459	70%	24,075	70%
Unknown	401,953	19%	4,077	5%	2,217	6%
Total	2,115,191		87,943		34,330	

Race and ethnicity	Cases		Hospitalizations		Deaths	
White	1,201,769	57%	57,706	66%	25,194	73%
Hispanic	455,823	22%	16,054	18%	6,446	19%
Non-Hispanic	658,373	31%	39,955	45%	17,627	51%
Unknown	87,573	4%	1,697	2%	1,121	3%
Black	278,283	13%	18,231	21%	5,491	16%
Hispanic	16,551	1%	781	1%	231	1%
Non-Hispanic	239,968	11%	17,084	19%	5,076	15%
Unknown	21,764	1%	366	0%	184	1%
Other race	326,021	15%	9,673	11%	2,684	8%
Hispanic	163,595	8%	5,086	6%	1,192	3%
Non-Hispanic	111,672	5%	4,145	5%	1,265	4%
Unknown	50,754	2%	442	1%	227	1%
Unknown race	309,118	15%	2,333	3%	961	3%
Hispanic	47,621	2%	486	1%	169	0%
Non-Hispanic	19,635	1%	275	0%	107	0%
Unknown	241,862	11%	1,572	2%	685	2%
Total	2,115,191		87,943		34,330	

Hospitalization counts include anyone who was hospitalized at some point during their illness. It does not reflect the number of people currently hospitalized. **Other race** includes any person with a race of American Indian/Alaskan native, Asian, native Hawaiian/Pacific Islander, or other.

COVID-19: deaths in Florida residents and staff of long-term care facilities

Data through Apr 15, 2021 verified as of Apr 16, 2021 at 09:25 AM

Data in this report are provisional and subject to change.

For current cases in residents or staff of long-term care facilities, please visit: <https://floridahealthcovid19.gov/>

County	Deaths		County	Deaths		County	Deaths	
Palm Beach	1063	10%	Okaloosa	163	1%	Madison	20	0%
Dade	1010	9%	Hernando	158	1%	Calhoun	18	0%
Pinellas	891	8%	Osceola	142	1%	Flagler	18	0%
Broward	673	6%	Charlotte	134	1%	Gulf	17	0%
Hillsborough	574	5%	Clay	120	1%	Wakulla	16	0%
Duval	435	4%	Indian River	119	1%	Bradford	15	0%
Polk	429	4%	Leon	100	1%	Washington	13	0%
Brevard	402	4%	Bay	89	1%	Baker	12	0%
Orange	402	4%	Highlands	88	1%	Jefferson	12	0%
Sarasota	399	4%	Jackson	88	1%	Holmes	11	0%
Lee	343	3%	St. Johns	86	1%	Gadsden	10	0%
Marion	330	3%	Santa Rosa	81	1%	Franklin	9	0%
Volusia	292	3%	Alachua	78	1%	Lafayette	8	0%
Escambia	281	3%	Suwannee	61	1%	Levy	7	0%
St. Lucie	244	2%	Columbia	51	0%	Desoto	6	0%
Seminole	231	2%	Sumter	44	0%	Dixie	5	0%
Lake	225	2%	Putnam	39	0%	Monroe	5	0%
Pasco	225	2%	Nassau	34	0%	Taylor	3	0%
Manatee	193	2%	Walton	30	0%	Hardee	2	0%
Collier	192	2%	Hendry	29	0%	Hamilton	1	0%
Citrus	177	2%	Okeechobee	24	0%	Liberty	1	0%
Martin	172	2%	Gilchrist	21	0%	Total	11,171	

Note: cases are summarized by the county of usual residence. Residents and staff may be cases associated with facilities that are not in their county of usual residence, resulting in cases being included below for counties that do not have facilities with known cases.

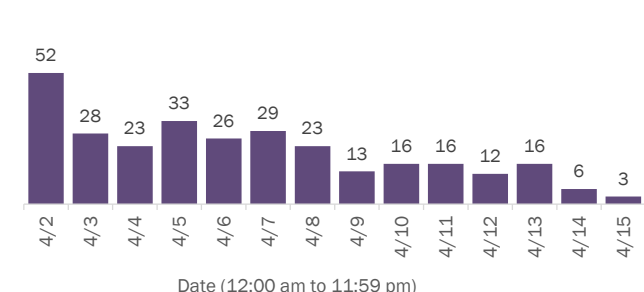
COVID-19: cases in Florida residents who have died

Data through Apr 15, 2021 verified as of Apr 16, 2021 at 09:25 AM

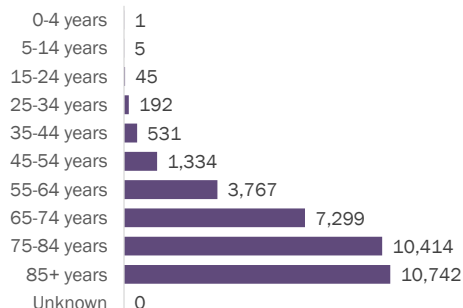
Data in this report are provisional and subject to change.

Demographics for all identified COVID-19 deaths: 34,330

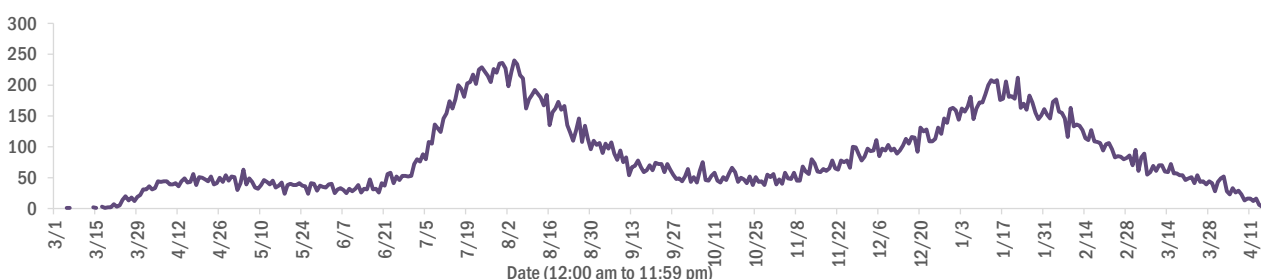
Deaths by date of death for the past 2 weeks



Deaths by age group



Deaths by date of death since March 2020



Age group	Deaths	Cases	Case fatality rate	Mortality rate per 100,000 population
0-4 years	1	43,929	0.0%	0.1
5-14 years	5	136,929	0.0%	0.2
15-24 years	45	328,953	0.0%	1.8
25-34 years	192	370,140	0.1%	6.8
35-44 years	531	329,346	0.2%	20.4
45-54 years	1,334	321,785	0.4%	47.9
55-64 years	3,767	276,997	1.4%	130.2
65-74 years	7,299	169,138	4.3%	300.8
75-84 years	10,414	93,112	11.2%	741.6
85+ years	10,742	43,449	24.7%	1860.0
Unknown	0	1,413	0.0%	
Total	34,330	2,115,191	1.6%	158.9

Race	Deaths	Cases	Case fatality rate	Mortality rate per 100,000 population
White	25,194	1,201,769	2.1%	150.9
Black	5,491	278,283	2.0%	150.1
Other	2,684	326,021	0.8%	215.7
Unknown	961	309,118	0.3%	
Total	34,330	2,115,191	1.6%	158.9

Gender	Deaths	Cases	Case fatality rate	Mortality rate per 100,000 population
Male	19,272	992,045	1.9%	182.5
Female	15,056	1,105,447	1.4%	136.4
Unknown	2	17,699	0.0%	
Total	34,330	2,115,191	1.6%	158.9

Ethnicity	Deaths	Cases	Case fatality rate	Mortality rate per 100,000 population
Hispanic	8,038	683,590	1.2%	141.5
Non-Hispanic	24,075	1,029,648	2.3%	151.2
Unknown	2,217	401,953	0.6%	
Total	34,330	2,115,191	1.6%	158.9

COVID-19: characteristics of 2,115,191 cases

Data through Apr 15, 2021 verified as of Apr 16, 2021 at 09:25 AM

Data in this report are provisional and subject to change.

Tables below include cases in Florida residents and non-Florida residents.

All 67 Florida counties have cases:

County	FL resident cases		Non-FL resident cases	Total cases	FL resident deaths	FL death rate
Dade	461,450	<div><div></div></div> 22%	6,014	467,464	6,029	1.3%
Broward	224,265	<div><div></div></div> 11%	2,725	226,990	2,762	1.2%
Palm Beach	135,578	<div><div></div></div> 6%	2,485	138,063	2,715	2.0%
Orange	128,887	<div><div></div></div> 6%	2,002	130,889	1,223	0.9%
Hillsborough	127,929	<div><div></div></div> 6%	1,112	129,041	1,648	1.3%
Duval	93,429	<div><div></div></div> 4%	1,555	94,984	1,345	1.4%
Pinellas	74,298	<div><div></div></div> 4%	1,874	76,172	1,575	2.1%
Lee	63,821	<div><div></div></div> 3%	2,237	66,058	940	1.5%
Polk	63,983	<div><div></div></div> 3%	464	64,447	1,285	2.0%
Osceola	41,248	<div><div></div></div> 2%	736	41,984	490	1.2%
Volusia	40,192	<div><div></div></div> 2%	737	40,929	760	1.9%
Brevard	38,465	<div><div></div></div> 2%	688	39,153	840	2.2%
Pasco	38,385	<div><div></div></div> 2%	336	38,721	717	1.9%
Manatee	35,800	<div><div></div></div> 2%	846	36,646	648	1.8%
Escambia	31,734	<div><div></div></div> 2%	3,658	35,392	674	2.1%
Collier	32,839	<div><div></div></div> 2%	1,299	34,138	510	1.6%
Seminole	31,764	<div><div></div></div> 2%	242	32,006	477	1.5%
Sarasota	29,577	<div><div></div></div> 1%	1,527	31,104	805	2.7%
Leon	29,976	<div><div></div></div> 1%	906	30,882	308	1.0%
Marion	29,740	<div><div></div></div> 1%	152	29,892	943	3.2%
Lake	27,630	<div><div></div></div> 1%	488	28,118	617	2.2%
St. Lucie	24,883	<div><div></div></div> 1%	183	25,066	609	2.4%
Alachua	23,782	<div><div></div></div> 1%	290	24,072	263	1.1%
St. Johns	21,546	<div><div></div></div> 1%	302	21,848	206	1.0%
Okaloosa	19,881	<div><div></div></div> 1%	222	20,103	357	1.8%
Bay	18,950	<div><div></div></div> 1%	772	19,722	377	2.0%
Santa Rosa	17,716	<div><div></div></div> 1%	241	17,957	282	1.6%
Clay	17,826	<div><div></div></div> 1%	49	17,875	331	1.9%
Hernando	12,980	<div><div></div></div> 1%	97	13,077	448	3.5%
Charlotte	12,064	<div><div></div></div> 1%	208	12,272	402	3.3%
Indian River	12,022	<div><div></div></div> 1%	106	12,128	289	2.4%
Martin	11,647	<div><div></div></div> 1%	227	11,874	314	2.7%
Citrus	10,563	<div><div></div></div> 0%	95	10,658	432	4.1%
Sumter	8,966	<div><div></div></div> 0%	104	9,070	269	3.0%
Nassau	7,668	<div><div></div></div> 0%	437	8,105	123	1.6%

County	FL resident cases		Non-FL resident cases	Total cases	FL resident deaths	FL death rate
Highlands	7,963	<div><div></div></div> 0%	91	8,054	334	4.2%
Columbia	7,948	<div><div></div></div> 0%	42	7,990	165	2.1%
Walton	6,749	<div><div></div></div> 0%	844	7,593	86	1.3%
Flagler	6,893	<div><div></div></div> 0%	97	6,990	106	1.5%
Monroe	6,326	<div><div></div></div> 0%	385	6,711	50	0.8%
Putnam	6,209	<div><div></div></div> 0%	21	6,230	138	2.2%
Jackson	6,044	<div><div></div></div> 0%	65	6,109	156	2.6%
Gadsden	5,567	<div><div></div></div> 0%	17	5,584	93	1.7%
Suwannee	5,252	<div><div></div></div> 0%	28	5,280	138	2.6%
Hendry	4,563	<div><div></div></div> 0%	17	4,580	78	1.7%
Desoto	4,181	<div><div></div></div> 0%	26	4,207	89	2.1%
Okeechobee	3,828	<div><div></div></div> 0%	53	3,881	87	2.3%
Unknown	322	<div><div></div></div> 0%	3,184	3,506	0	0.0%
Baker	3,400	<div><div></div></div> 0%	18	3,418	60	1.8%
Wakulla	3,317	<div><div></div></div> 0%	13	3,330	54	1.6%
Levy	3,260	<div><div></div></div> 0%	8	3,268	48	1.5%
Hardee	2,980	<div><div></div></div> 0%	15	2,995	42	1.4%
Bradford	2,939	<div><div></div></div> 0%	13	2,952	56	1.9%
Taylor	2,700	<div><div></div></div> 0%	5	2,705	45	1.7%
Washington	2,679	<div><div></div></div> 0%	21	2,700	51	1.9%
Holmes	2,190	<div><div></div></div> 0%	33	2,223	48	2.2%
Madison	2,016	<div><div></div></div> 0%	26	2,042	44	2.2%
Gulf	1,905	<div><div></div></div> 0%	23	1,928	42	2.2%
Union	1,791	<div><div></div></div> 0%	1	1,792	71	4.0%
Calhoun	1,668	<div><div></div></div> 0%	3	1,671	43	2.6%
Hamilton	1,589	<div><div></div></div> 0%	20	1,609	24	1.5%
Lafayette	1,609	<div><div></div></div> 0%	0	1,609	26	1.6%
Dixie	1,573	<div><div></div></div> 0%	3	1,576	23	1.5%
Gilchrist	1,553	<div><div></div></div> 0%	5	1,558	41	2.6%
Jefferson	1,426	<div><div></div></div> 0%	22	1,448	27	1.9%
Franklin	1,272	<div><div></div></div> 0%	33	1,305	17	1.3%
Liberty	1,061	<div><div></div></div> 0%	1	1,062	16	1.5%
Glades	934	<div><div></div></div> 0%	4	938	19	2.0%
Total	2,115,191		40,553	2,155,744	34,330	1.6%

COVID-19: characteristics of 2,115,191 Florida resident cases

Data through Apr 15, 2021 verified as of Apr 16, 2021 at 09:25 AM

Data in this report are provisional and subject to change.

The table below includes the cities and counties of residence for cases in Florida residents based on the patient's ZIP Code. Note that city is not always received as part of the initial notification and may be missing while the case is being investigated.

City and county	Cases
Miami, Dade	267,589
Orlando, Orange	95,382
Jacksonville, Duval	87,830
Tampa, Hillsborough	74,473
Hialeah, Dade	64,642
Fort Lauderdale, Broward	47,672
Hollywood, Broward	42,531
West Palm Beach, Palm Beach	32,944
Kissimmee, Osceola	31,752
Tallahassee, Leon	28,947
Homestead, Dade	28,238
Naples, Collier	27,748
Saint Petersburg, Pinellas	27,178
Pensacola, Escambia	26,432
Fort Myers, Lee	24,733
Bradenton, Manatee	23,322
Boca Raton, Palm Beach	23,270
Lakeland, Polk	22,165
Ocala, Marion	21,853
Pompano Beach, Broward	21,243
Gainesville, Alachua	18,931
Sarasota, Sarasota	18,333
Port Saint Lucie, St. Lucie	16,563
Lake Worth, Palm Beach	16,332
Cape Coral, Lee	16,260
Miami Beach, Dade	15,145
Miramar, Broward	14,590
Clearwater, Pinellas	14,560
Coral Springs, Broward	13,222
Boynton Beach, Palm Beach	13,164
Doral, Dade	13,054
Miami Gardens, Dade	12,350
Panama City, Bay	12,033
Saint Augustine, St. Johns	11,563
Melbourne, Brevard	11,033
Winter Haven, Polk	10,737
Lehigh Acres, Lee	10,384
Delray Beach, Palm Beach	10,155
Davie, Broward	9,989
Riverview, Hillsborough	9,852
Vero Beach, Indian River	9,256
Palm Bay, Brevard	8,962
New Port Richey, Pasco	8,886
Sunrise, Broward	8,796
Milton, Santa Rosa	8,560
Saint Cloud, Osceola	8,229
Fort Pierce, St. Lucie	8,150
Coral Gables, Dade	8,132
Largo, Pinellas	8,106
Daytona Beach, Volusia	8,072
Apopka, Orange	7,938
Plantation, Broward	7,891
Spring Hill, Hernando	7,757
North Miami Beach, Dade	7,652
Davenport, Polk	7,510
Clermont, Lake	7,472
Brandon, Hillsborough	7,397
Orange Park, Clay	7,246

COVID-19: characteristics of 2,115,191 Florida resident cases

Data through Apr 15, 2021 verified as of Apr 16, 2021 at 09:25 AM

Data in this report are provisional and subject to change.

The table below includes the cities and counties of residence for cases in Florida residents based on the patient's ZIP Code. Note that city is not always received as part of the initial notification and may be missing while the case is being investigated.

City and county	Cases
Lake City, Columbia	7,229
Sanford, Seminole	7,146
Weston, Broward	7,057
Deltona, Volusia	6,995
Jupiter, Palm Beach	6,991
Plant City, Hillsborough	6,839
Deerfield Beach, Broward	6,556
Winter Garden, Orange	6,343
Tamarac, Broward	6,008
Port Charlotte, Charlotte	5,889
Palm Coast, Flagler	5,802
Wesley Chapel, Pasco	5,672
Coconut Creek, Broward	5,656
Margate, Broward	5,509
Stuart, Martin	5,508
Fort Walton Beach, Okaloosa	5,495
Palm Beach Gardens, Palm Beach	5,428
Land O Lakes, Pasco	5,360
Crestview, Okaloosa	5,292
Deland, Volusia	5,283
Winter Park, Orange	5,282
Palm Harbor, Pinellas	5,209
Oviedo, Seminole	5,199
Wellington, Palm Beach	5,184
Palmetto, Manatee	5,116
Altamonte Springs, Seminole	4,824
Lutz, Hillsborough	4,797
Port Orange, Volusia	4,752
Opa Locka, Dade	4,655
Miami Lakes, Dade	4,624
Valrico, Hillsborough	4,561
Haines City, Polk	4,521
Brooksville, Hernando	4,483
North Port, Sarasota	4,465
Middleburg, Clay	4,425
Hallandale, Broward	4,403
Venice, Sarasota	4,403
Pembroke Pines, Broward	4,373
Punta Gorda, Charlotte	4,344
Sebring, Highlands	4,309
Leesburg, Lake	4,249
Ocoee, Orange	4,226
The Villages, Sumter	4,202
Live Oak, Suwannee	4,072
Arcadia, Desoto	4,070
Seminole, Pinellas	4,066
Ormond Beach, Volusia	4,059
Saint Johns, St. Johns	4,058
Zephyrhills, Pasco	4,046
Bonita Springs, Lee	3,992
Pinellas Park, Pinellas	3,859
Okeechobee, Okeechobee	3,814
Longwood, Seminole	3,713
Navarre, Santa Rosa	3,706
Windermere, Orange	3,705
North Lauderdale, Broward	3,698
North Miami, Dade	3,673
Ruskin, Hillsborough	3,630
Immokalee, Collier	3,629

COVID-19: characteristics of 2,115,191 Florida resident cases

Data through Apr 15, 2021 verified as of Apr 16, 2021 at 09:25 AM

Data in this report are provisional and subject to change.

The table below includes the cities and counties of residence for cases in Florida residents based on the patient's ZIP Code. Note that city is not always received as part of the initial notification and may be missing while the case is being investigated.

City and county	Cases
Cocoa, Brevard	3,563
Gulf Breeze, Santa Rosa	3,322
Niceville, Okaloosa	3,310
Casselberry, Seminole	3,277
Lake Worth Beach, Palm Beach	3,185
Cantonment, Escambia	3,182
Port Richey, Pasco	3,152
Titusville, Brevard	3,148
Hudson, Pasco	3,137
Key West, Monroe	3,134
Panama City Beach, Bay	3,109
Jacksonville Beach, Duval	3,069
Dade City, Pasco	3,051
North Fort Myers, Lee	3,009
Oakland Park, Broward	3,002
Winter Springs, Seminole	2,984
Crawfordville, Wakulla	2,978
Quincy, Gadsden	2,962
Bartow, Polk	2,961
Aventura, Dade	2,954
Lake Mary, Seminole	2,923
New Smyrna Beach, Volusia	2,912
Palatka, Putnam	2,874
Kissimmee, Polk	2,842
Auburndale, Polk	2,814
Green Cove Springs, Clay	2,773
Fernandina Beach, Nassau	2,770
Cutler Ridge, Dade	2,758
Merritt Island, Brevard	2,755
Lake Wales, Polk	2,752
Tarpon Springs, Pinellas	2,699
Ponte Vedra Beach, St. Johns	2,693
Parkland, Broward	2,634
Perry, Taylor	2,531
Inverness, Citrus	2,523
Belle Glade, Palm Beach	2,502
Lynn Haven, Bay	2,496
Eustis, Lake	2,460
Loxahatchee, Palm Beach	2,457
Cooper City, Broward	2,452
Wimauma, Hillsborough	2,451
Marianna, Jackson	2,411
Royal Palm Beach, Palm Beach	2,404
Holiday, Pasco	2,395
Dunedin, Pinellas	2,393
Estero, Lee	2,388
Clewiston, Hendry	2,377
Santa Rosa Beach, Walton	2,371
Fleming Island, Clay	2,346
Key Biscayne, Dade	2,284
Sarasota, Manatee	2,275
Parrish, Manatee	2,224
Rockledge, Brevard	2,182
Odessa, Hillsborough	2,172
Riviera Beach, Palm Beach	2,130
Defuniak Springs, Walton	2,127
Palm City, Martin	2,088
Mount Dora, Lake	2,081
Chipley, Washington	2,080

COVID-19: characteristics of 2,115,191 Florida resident cases

Data through Apr 15, 2021 verified as of Apr 16, 2021 at 09:25 AM

Data in this report are provisional and subject to change.

The table below includes the cities and counties of residence for cases in Florida residents based on the patient's ZIP Code. Note that city is not always received as part of the initial notification and may be missing while the case is being investigated.

City and county	Cases
Destin, Okaloosa	2,048
Seffner, Hillsborough	2,046
Mulberry, Polk	2,041
Labelle, Hendry	2,038
Avon Park, Highlands	2,012
Starke, Bradford	1,990
Tavares, Lake	1,958
Groveland, Lake	1,911
Lithia, Hillsborough	1,888
Pinecrest, Dade	1,877
Summerfield, Marion	1,873
Orange City, Volusia	1,845
Maitland, Orange	1,839
Yulee, Nassau	1,820
Wauchula, Hardee	1,763
Palmetto Bay, Dade	1,724
Sebastian, Indian River	1,722
Macclenny, Baker	1,665
Dania, Broward	1,656
Lady Lake, Lake	1,653
Callahan, Nassau	1,636
Homosassa, Citrus	1,631
Ponte Vedra, St. Johns	1,613
Carol City, Dade	1,600
Crystal River, Citrus	1,579
Mayo, Lafayette	1,579
Coconut Grove, Dade	1,567
Bonifay, Holmes	1,564
Missing, Dade	1,558
Edgewater, Volusia	1,552
Oldsmar, Pinellas	1,525
Gibsonton, Hillsborough	1,516
Lake Placid, Highlands	1,505
Crossings, Dade	1,490
Hobe Sound, Martin	1,489
Dover, Hillsborough	1,466
Apollo Beach, Hillsborough	1,465
Florida City, Dade	1,456
Pace, Santa Rosa	1,452
Debary, Volusia	1,422
Sun City Center, Hillsborough	1,415
Palm Springs, Palm Beach	1,407
Lake Butler, Union	1,387
Dunnellon, Marion	1,380
Atlantic Beach, Duval	1,378
Madison, Madison	1,338
Biscayne Park, Dade	1,323
Bellevue, Marion	1,316
Monticello, Jefferson	1,306
North Palm Beach, Palm Beach	1,300
Alachua, Alachua	1,289
Lantana, Palm Beach	1,279
Indiantown, Martin	1,261
Graceville, Jackson	1,239
South Miami, Dade	1,220
Safety Harbor, Pinellas	1,215
Williston, Levy	1,186
Century, Escambia	1,173
Ellenton, Manatee	1,169

COVID-19: characteristics of 2,115,191 Florida resident cases

Data through Apr 15, 2021 verified as of Apr 16, 2021 at 09:25 AM

Data in this report are provisional and subject to change.

The table below includes the cities and counties of residence for cases in Florida residents based on the patient's ZIP Code. Note that city is not always received as part of the initial notification and may be missing while the case is being investigated.

City and county	Cases
Jensen Beach, Martin	1,167
Lecanto, Citrus	1,162
Newberry, Alachua	1,161
Lauderhill, Broward	1,139
Satellite Beach, Brevard	1,137
Beverly Hills, Citrus	1,115
Havana, Gadsden	1,109
El Portal, Dade	1,105
Englewood, Charlotte	1,090
Hilliard, Nassau	1,088
Freeport, Walton	1,078
Trenton, Gilchrist	1,066
Wilton Manors, Broward	1,058
Wildwood, Sumter	1,053
Blountstown, Calhoun	1,043
Nokomis, Sarasota	1,031
Jasper, Hamilton	1,030
Key Largo, Monroe	1,014
Bushnell, Sumter	993
Frostproof, Polk	983
Keystone Heights, Clay	982
Hernando, Citrus	981
Wewahitchka, Gulf	975
Lauderdale Lakes, Broward	959
Medley, Dade	957
Sanderson, Baker	954
Polk City, Polk	945
Mary Esther, Okaloosa	943
Dunnellon, Citrus	934
Fellsmere, Indian River	931
Fisher Island, Dade	917
Everglades National Park, Dade	909
Shalimar, Okaloosa	907
Port Saint Joe, Gulf	899
Moore Haven, Glades	874
Marco Island, Collier	863
Cocoa Beach, Brevard	854
Coleman, Sumter	851
Minneola, Lake	846
Chiefland, Levy	839
Pahokee, Palm Beach	827
South Bay, Palm Beach	826
High Springs, Alachua	823
Bristol, Liberty	820
Cross City, Dixie	818
Spring Hill, Pasco	816
Trinity, Pasco	815
Fort Meade, Polk	808
Sorrento, Lake	807
Fruitland Park, Lake	800
Thonotosassa, Hillsborough	796
Englewood, Sarasota	791
Indialantic, Brevard	785
Glen Saint Mary, Baker	775
Marathon, Monroe	763
Southwest Ranches, Broward	753
Crescent City, Putnam	745
Umatilla, Lake	733
Miramar Beach, Walton	733

COVID-19: characteristics of 2,115,191 Florida resident cases

Data through Apr 15, 2021 verified as of Apr 16, 2021 at 09:25 AM

Data in this report are provisional and subject to change.

The table below includes the cities and counties of residence for cases in Florida residents based on the patient's ZIP Code. Note that city is not always received as part of the initial notification and may be missing while the case is being investigated.

City and county	Cases
Chattahoochee, Gadsden	727
Interlachen, Putnam	719
Fort Myers Beach, Lee	708
Olympia Heights, Dade	704
Uleta, Dade	701
Lake Alfred, Polk	698
West Melbourne, Brevard	697
Old Town, Dixie	696
Jacksonville, St. Johns	681
Bowling Green, Hardee	680
Coral, Dade	678
Lawtey, Bradford	672
Weeki Wachee, Hernando	669
Fort White, Columbia	655
Neptune Beach, Duval	653
Silver Springs, Marion	650
South Daytona, Volusia	650
Palm Beach, Palm Beach	624
Surfside, Dade	616
Belle Isle, Orange	614
Baker, Okaloosa	609
Bronson, Levy	602
Clearwater Beach, Pinellas	594
Gulfport, Pinellas	594
Bunnell, Flagler	588
Sneads, Jackson	556
Rotunda West, Charlotte	552
Jay, Santa Rosa	548
Mascotte, Lake	546
Carrabelle, Franklin	525
Hawthorne, Alachua	524
Myakka City, Manatee	516
Mims, Brevard	515
Oxford, Sumter	515
Oakland, Orange	514
Cape Canaveral, Brevard	510
Tavernier, Monroe	506
Sweetwater, Dade	497
Cottondale, Jackson	495
Melbourne Beach, Brevard	493
Citra, Marion	492
Molino, Escambia	488
Ocklawaha, Marion	488
Dundee, Polk	487
Indian Harbour Beach, Brevard	486
Alva, Lee	485
Florida State University, Leon	481
Zolfo Springs, Hardee	480
Midway, Gadsden	476
Bal Harbour, Dade	474
Flagler Beach, Flagler	473
Celebration, Osceola	471
Youngstown, Bay	468
East Palatka, Putnam	465
Missing, Volusia	460
Bell, Gilchrist	446
Altha, Calhoun	443
Webster, Sumter	443
Branford, Suwannee	435

COVID-19: characteristics of 2,115,191 Florida resident cases

Data through Apr 15, 2021 verified as of Apr 16, 2021 at 09:25 AM

Data in this report are provisional and subject to change.

The table below includes the cities and counties of residence for cases in Florida residents based on the patient's ZIP Code. Note that city is not always received as part of the initial notification and may be missing while the case is being investigated.

City and county	Cases
Apalachicola, Franklin	421
De Leon Springs, Volusia	412
Haverhill, Palm Beach	409
Archer, Alachua	403
Eagle Lake, Polk	397
West Miami, Dade	396
Centerville, Leon	395
Floral City, Citrus	390
Osprey, Sarasota	388
Missing, Orange	386
Tequesta, Palm Beach	383
Chuluota, Seminole	378
Hastings, St. Johns	377
Holly Hill, Volusia	375
Raiford, Union	371
Ave Maria, Collier	367
Grand Ridge, Jackson	365
Lake Park, Palm Beach	364
Grand Island, Lake	357
Pierson, Volusia	356
Montverde, Lake	339
Indian Rocks Beach, Pinellas	334
Greenville, Madison	332
Gotha, Orange	329
Vernon, Washington	328
Malabar, Brevard	326
Satsuma, Putnam	325
Alafaya, Orange	323
Malone, Jackson	319
Jennings, Hamilton	316
Kenneth City, Pinellas	315
Sebastian, Brevard	314
Elkton, St. Johns	312
Bryceville, Nassau	309
Eastpoint, Franklin	307
Lake Panasoffkee, Sumter	307
Fort McCoy, Marion	306
Reddick, Marion	303
Laurel Hill, Okaloosa	303
Melrose, Putnam	301
Hallandale Beach, Broward	300
Westville, Holmes	296
Valparaiso, Okaloosa	293
Belleair, Pinellas	293
Lehigh, Lee	291
Winter Park, Seminole	290
Geneva, Seminole	288
San Antonio, Pasco	286
O'Brien, Suwannee	284
Anthony, Marion	284
Greenacres, Palm Beach	283
Greenwood, Jackson	281
Morriston, Levy	278
Ponce De Leon, Holmes	273
South Pasadena, Pinellas	262
Fern Park, Seminole	256
Inlet Beach, Walton	254
Kindred, Osceola	252
Eglin Air Force Base, Okaloosa	250

COVID-19: characteristics of 2,115,191 Florida resident cases

Data through Apr 15, 2021 verified as of Apr 16, 2021 at 09:25 AM

Data in this report are provisional and subject to change.

The table below includes the cities and counties of residence for cases in Florida residents based on the patient's ZIP Code. Note that city is not always received as part of the initial notification and may be missing while the case is being investigated.

City and county	Cases
Sanibel, Lee	248
Weirsdale, Marion	242
Fountain, Bay	242
White Springs, Hamilton	241
Edgewood, Orange	239
Longboat Key, Manatee	239
University Of Central Fl, Orange	238
Lee, Madison	237
Southport, Bay	233
Islamorada, Monroe	232
Saint James City, Lee	228
Hosford, Liberty	226
Gretna, Gadsden	224
Poinciana, Polk	221
Astatula, Lake	221
Wellborn, Suwannee	218
Lakewood Ranch, Manatee	217
Madeira Beach, Pinellas	216
Holt, Okaloosa	216
Mcdavid, Escambia	211
Juno Beach, Palm Beach	210
Howey-In-The-Hills, Lake	207
Holmes Beach, Manatee	205
Babson Park, Polk	203
Bay Harbor Islands, Dade	202
Cutler Bay, Dade	202
Micanopy, Alachua	201
Lake Helen, Volusia	199
Altoona, Lake	197
Atlantis, Palm Beach	196
Lauderdale By The Sea, Broward	194
Sopchoppy, Wakulla	191
Zellwood, Orange	191
Mcalpin, Suwannee	191
Azalea Park, Orange	190
Center Hill, Sumter	189
Alford, Jackson	188
The Villages, Marion	183
Osteen, Volusia	182
The Villages, Lake	182
Odessa, Pasco	179
Viera, Brevard	175
Mangonia Park, Palm Beach	170
Summerland Key, Monroe	168
Golden Beach, Dade	168
Hypoluxo, Palm Beach	167
University Of Miami, Dade	166
Bokeelia, Lee	165
Oak Hill, Volusia	163
Ponce Inlet, Volusia	162
Pomona Park, Putnam	161
Caryville, Washington	161
Grant-Valkaria, Brevard	158
Paisley, Lake	157
University Of Fl, Alachua	156
Lutz, Pasco	156
Sumterville, Sumter	155
Missing, Lee	155
Rocky Point, Hillsborough	155

COVID-19: characteristics of 2,115,191 Florida resident cases

Data through Apr 15, 2021 verified as of Apr 16, 2021 at 09:25 AM

Data in this report are provisional and subject to change.

The table below includes the cities and counties of residence for cases in Florida residents based on the patient's ZIP Code. Note that city is not always received as part of the initial notification and may be missing while the case is being investigated.

City and county	Cases
Lockhart, Orange	154
Bay Lake, Orange	153
Citrus Springs, Citrus	149
Big Pine Key, Monroe	148
Hollister, Putnam	146
Hiawassee, Orange	145
Carrollwood, Hillsborough	144
Lady Lake, Sumter	143
San Mateo, Putnam	141
Clair-Mel City, Hillsborough	139
Christmas, Orange	137
Inglis, Levy	137
Lake Hamilton, Polk	132
Cloud Lake, Palm Beach	131
Apopka, Seminole	130
Baldwin, Duval	129
Clarksville, Calhoun	128
Kendall, Dade	128
Hampton, Bradford	127
West Park, Broward	127
Steinhatchee, Taylor	126
Buena Ventura Lakes, Osceola	125
Matlacha, Lee	123
University Of Central Florida, Orange	121
Placida, Charlotte	121
Belleair Beach, Pinellas	118
Lighthouse Point, Broward	117
Missing, Pinellas	117
Tierra Verde, Pinellas	116
Missing, St. Johns	115
Temple Terrace, Hillsborough	113
Harmony, Osceola	112
Dania Beach, Broward	111
Callaway, Bay	111
Saint Leo, Pasco	110
Seville, Volusia	110
Barry University, Dade	109
Cedar Key, Levy	108
City Of Sunrise, Broward	108
Astor, Lake	107
Sunny Isles Beach, Dade	107
Missing, Sumter	107
Panacea, Wakulla	107
Hurlburt Field, Okaloosa	105
Bradenton Beach, Manatee	105
Dinsmore, Duval	104
Lamont, Jefferson	102
Canal Point, Palm Beach	102
Brooker, Bradford	101
Barefoot Bay, Brevard	99
South Fort Myers, Lee	98
Tyndall Air Force Base, Bay	98
Fruit Cove, St. Johns	98
Princeton, Dade	97
Florida Gulf Coast Univ, Lee	96
Florahome, Putnam	96
Kathleen, Polk	96
Waldo, Alachua	96
Bascom, Jackson	96

COVID-19: characteristics of 2,115,191 Florida resident cases

Data through Apr 15, 2021 verified as of Apr 16, 2021 at 09:25 AM

Data in this report are provisional and subject to change.

The table below includes the cities and counties of residence for cases in Florida residents based on the patient's ZIP Code. Note that city is not always received as part of the initial notification and may be missing while the case is being investigated.

City and county	Cases
University Of South Florida, Hillsborough	95
Crystal Beach, Pinellas	91
Maitland, Seminole	91
Pinetta, Madison	90
Lorida, Highlands	89
Ocean Ridge, Palm Beach	88
Missing, Lake	87
Fort Denaud, Hendry	84
F M, Lee	84
Missing, Marion	84
Missing, St. Lucie	84
Boca Grande, Lee	80
Yalaha, Lake	79
Saint Pete Beach, Pinellas	78
Patrick Air Force Base, Brevard	77
Welaka, Putnam	76
Eatonville, Orange	76
Palma Ceia, Hillsborough	74
Avon Park, Polk	73
North Venice, Sarasota	72
Campbellton, Jackson	72
Cudjoe Key, Monroe	71
Ochopee, Collier	70
Air Mail Facility, Dade	69
Anna Maria, Manatee	67
Greensboro, Gadsden	66
Missing, Duval	66
Stock Island, Monroe	65
Destin, Walton	64
Missing, Pasco	64
Reunion, Osceola	64
Missing, Palm Beach	63
Miami Springs, Dade	62
Felda, Hendry	61
North Redington Beach, Pinellas	61
Treasure Island, Pinellas	61
Northdale, Hillsborough	60
Mexico Beach, Bay	60
Bonita Beach, Lee	59
Georgetown, Putnam	59
Micco, Brevard	58
Orlando, Seminole	58
Okahumpka, Lake	57
Bellview, Escambia	57
Duette, Manatee	57
Lake Suzy, Desoto	55
Miromar Lakes, Lee	54
University Of Tampa, Hillsborough	54
Ona, Hardee	54
Missing, Santa Rosa	54
Walnut Hill, Escambia	53
Enterprise, Volusia	53
Heathrow, Seminole	53
Orlando, Dade	52
Singer Island, Palm Beach	52
Town N Country, Hillsborough	50
Green Acres, Palm Beach	49
Intercession City, Osceola	49
Palm Beach Shores, Palm Beach	49

COVID-19: characteristics of 2,115,191 Florida resident cases

Data through Apr 15, 2021 verified as of Apr 16, 2021 at 09:25 AM

Data in this report are provisional and subject to change.

The table below includes the cities and counties of residence for cases in Florida residents based on the patient's ZIP Code. Note that city is not always received as part of the initial notification and may be missing while the case is being investigated.

City and county	Cases
Salt Springs, Marion	49
Aloma, Orange	49
Terra Ceia, Manatee	49
Miami, Unknown	48
Highland City, Polk	47
Cinco Bayou, Okaloosa	47
Naranja, Dade	46
Village Wellington, Palm Beach	45
Eaton Park, Polk	45
Orlando, Osceola	45
Sewalls Point, Martin	45
Florida International Univ, Dade	45
Florence Villa, Polk	45
Ebro, Washington	45
Waverly, Polk	45
Miami, Broward	44
Kenansville, Osceola	44
Bayonet Point, Pasco	44
Key Colony Beach, Monroe	44
Gulf Breeze, Escambia	43
Stetson University, Volusia	43
Missing, Hillsborough	43
Manalapan, Palm Beach	43
Missing, Broward	43
Lacoochee, Pasco	42
Missing, Seminole	42
Village Of Wellington, Palm Beach	42
Saint Johns, Duval	40
Cortez, Manatee	40
Jupiter, Martin	38
Florida A And M University, Leon	38
Ponte Vedra, Duval	38
Miami Shores, Dade	38
Hialeah Gardens, Dade	38
Lakeshore, Polk	38
Orlando, Broward	38
Orlando, Volusia	37
Eloise, Polk	37
Pasadena, Pinellas	37
Orlando, Polk	36
Tice, Lee	36
Davenport, Osceola	36
Ridge Manor, Pasco	36
North Bay Village, Dade	36
Highland Beach, Palm Beach	36
Bay Pines, Pinellas	35
Bonaventure, Broward	35
Lulu, Columbia	35
Univ Of FI Student Dorms, Alachua	34
Sugarloaf Key, Monroe	34
Bayshore Gardens, Manatee	34
Lealman, Pinellas	34
Siesta Key, Sarasota	34
Flemington, Marion	34
Pine Hills, Orange	34
Palm Shores, Brevard	33
Hallandale Beach, Broward	33
Homeland, Polk	33
City Of Westlake, Palm Beach	33

COVID-19: characteristics of 2,115,191 Florida resident cases

Data through Apr 15, 2021 verified as of Apr 16, 2021 at 09:25 AM

Data in this report are provisional and subject to change.

The table below includes the cities and counties of residence for cases in Florida residents based on the patient's ZIP Code. Note that city is not always received as part of the initial notification and may be missing while the case is being investigated.

City and county	Cases
Venus, Highlands	33
Dowling Park, Suwannee	33
Poinciana, Osceola	33
Westlake, Palm Beach	32
Wekiva Springs, Seminole	32
Bagdad, Santa Rosa	32
Kinard, Calhoun	31
Alturas, Polk	31
Sydney, Hillsborough	31
South Palm Beach, Palm Beach	31
Mcintosh, Marion	30
Nocatee, Desoto	30
Indian Lake Estates, Polk	30
Saint Marks, Wakulla	30
Homosassa Springs, Citrus	29
Westchase, Hillsborough	29
Bonita Springs, Collier	29
Chokoloskee, Collier	29
Penney Farms, Clay	29
Horseshoe Beach, Dixie	28
Little Torch Key, Monroe	28
Bradley, Polk	28
Missing, Manatee	28
Orlando, Hillsborough	28
Pine Castle, Orange	28
New Smyrna, Volusia	27
Pembroke Park, Broward	27
Archer, Levy	27
Pensacola Beach, Santa Rosa	27
Florida State, Leon	27
Caryville, Holmes	27
Palmdale, Glades	26
Long Key, Monroe	26
Tangerine, Orange	26
Fort Lauderdale, Dade	26
Missing, Monroe	25
Balm, Hillsborough	25
Earleton, Alachua	25
Orange Lake, Marion	25
Missing, Indian River	25
South Miami Heights, Dade	25
Sparr, Marion	25
Yankeetown, Levy	25
Labelle, Glades	25
Loughman, Polk	24
Hawthorne, Putnam	24
Missing, Citrus	24
Wabasso, Indian River	24
Missing, Escambia	24
Goulds, Dade	24
Santa Fe, Alachua	24
Tioga, Alachua	24
Boca Raton, Broward	23
Missing, Brevard	23
Bostwick, Putnam	23
Wekiwa Springs, Seminole	23
Paxton, Walton	23
Redington Shores, Pinellas	23
Crystal Springs, Pasco	22

COVID-19: characteristics of 2,115,191 Florida resident cases

Data through Apr 15, 2021 verified as of Apr 16, 2021 at 09:25 AM

Data in this report are provisional and subject to change.

The table below includes the cities and counties of residence for cases in Florida residents based on the patient's ZIP Code. Note that city is not always received as part of the initial notification and may be missing while the case is being investigated.

City and county	Cases
Citrus Ridge, Indian River	22
Wausau, Washington	22
Plymouth, Orange	22
Florida Dept Of Corrections, Union	22
Laud-By-The-Sea, Broward	22
Missing, Okaloosa	22
Kissimmee, Orange	22
La Crosse, Alachua	22
Florida International University, Dade	22
Union Park, Orange	22
Perdido Key, Escambia	21
Sun City, Hillsborough	21
Branford, Lafayette	21
Mango, Hillsborough	21
Buckingham, Lee	21
Fort Ogden, Desoto	21
Bonifay, Washington	21
Champions Gate, Polk	21
Everglades City, Collier	21
Candler, Marion	20
Ramrod Key, Monroe	20
Trenton, Levy	20
Indian River Shores, Indian River	20
Mexico Beach, Gulf	20
Babcock Ranch, Lee	19
Goodland, Collier	19
High Springs, Gilchrist	19
Maxville, Duval	19
Nalcrest, Polk	19
Lowell, Marion	19
Jensen Beach, St. Lucie	19
Brooksville, Pasco	19
Lake Buena Vista, Orange	19
Hollywood, Dade	19
Parker, Bay	19
Forest City, Orange	19
Wildlight, Nassau	19
Orlando, Palm Beach	19
Johns Pass Village, Pinellas	18
Belleair Bluffs, Pinellas	18
Lake Como, Putnam	18
Missing, Collier	18
Florida State Univ Admin, Leon	18
Lakewood Ranch, Sarasota	18
Tallevast, Manatee	18
Gulf Stream, Palm Beach	18
Missing, Martin	17
Nichols, Polk	17
Webster, Hernando	17
Shady Hills, Pasco	17
Hutchinson Island, St. Lucie	17
Golden Oak, Orange	17
Graceville, Holmes	17
West Panama City Beach, Bay	17
Daytona Beach Shores, Volusia	17
Trilby, Pasco	17
Wewahitchka, Calhoun	16
Otter Creek, Levy	16
Woodville, Leon	16

COVID-19: characteristics of 2,115,191 Florida resident cases

Data through Apr 15, 2021 verified as of Apr 16, 2021 at 09:25 AM

Data in this report are provisional and subject to change.

The table below includes the cities and counties of residence for cases in Florida residents based on the patient's ZIP Code. Note that city is not always received as part of the initial notification and may be missing while the case is being investigated.

City and county	Cases
Lake City, Suwannee	16
Hernando Beach, Hernando	16
Gulf Hammock, Levy	16
Mount Dora, Orange	16
Suwannee, Dixie	16
Graham, Bradford	16
Hillsboro Beach, Broward	15
Braden River, Manatee	15
Missing, Bay	15
White Springs, Columbia	15
Orlando, Pinellas	15
Winter Garden, Lake	15
Orlando, Lake	15
Saint Lucie West, St. Lucie	15
Eau Gallie, Brevard	15
Lake Monroe, Seminole	14
Watersound, Walton	14
Jacksonville, Unknown	14
Murdock, Charlotte	14
Copeland, Collier	14
Indian Creek Village, Dade	14
Village Of Palmetto Bay, Dade	14
Wahneta, Polk	14
Laurel Hill, Walton	14
Roseland, Indian River	13
Virginia Gardens, Dade	13
Mount Plymouth, Lake	13
Gonzalez, Escambia	13
Kingsley Lake, Bradford	13
Steinhatchee, Dixie	13
Los Angeles, Dade	13
Long Boat Key, Manatee	13
Orlando, Brevard	13
Saint George Island, Franklin	13
Deer Island, Lake	13
Fort Charlotte, Charlotte	13
Miami Gardens, Broward	13
Choctaw Beach, Okaloosa	13
Hialeah, Unknown	12
East Lake, Marion	12
Alys Beach, Bay	12
Unknown, Dade	12
Pensacola Beach, Escambia	12
Rosemary Beach, Walton	12
Umatilla, Marion	12
Babcock Ranch, Charlotte	12
Missing, Putnam	12
Elfers, Pasco	12
Holder, Citrus	12
Leisure City, Dade	12
Durant, Hillsborough	12
Dade City, Hernando	11
Citrus Hills, Citrus	11
Greenville, Taylor	11
Naples, Lee	11
Cypress, Jackson	11
Deerfield Beach, Palm Beach	11
Captiva, Lee	11
Missing, Polk	11

COVID-19: characteristics of 2,115,191 Florida resident cases

Data through Apr 15, 2021 verified as of Apr 16, 2021 at 09:25 AM

Data in this report are provisional and subject to change.

The table below includes the cities and counties of residence for cases in Florida residents based on the patient's ZIP Code. Note that city is not always received as part of the initial notification and may be missing while the case is being investigated.

City and county	Cases
Orlando, Unknown	10
University Park, Manatee	10
Grandin, Putnam	10
Telogia, Liberty	10
Missing, Taylor	10
Hialeah, Broward	10
Gibsonia, Polk	10
Redington Beach, Pinellas	10
Haines Creek, Lake	10
Forest City, Seminole	10
Ozona, Pinellas	10
Missing, Nassau	10
Fanning Springs, Gilchrist	10
Missing, Unknown	10
Passport, Unknown	10
Seacrest, Walton	10
Briny Breezes, Palm Beach	10
Basinger, Okeechobee	10
Orlando, Duval	10
Orlando, Leon	10
Perrine, Dade	10
Saint Augustine, Duval	9
West Delray Beach, Palm Beach	9
Grant Valkaria, Brevard	9
Nobleton, Hernando	9
Day, Lafayette	9
Ybor City, Hillsborough	9
Lloyd, Jefferson	9
Lamont, Madison	9
Rubonia, Manatee	9
Innovation, Pasco	9
Barberville, Volusia	9
Cottondale, Washington	9
Missing, Sarasota	9
Goldenrod, Seminole	9
Scottsmoor, Brevard	9
Sea Ranch Lakes, Broward	9
Palma Sola, Manatee	9
Beverly Beach, Flagler	9
Saint Augustine Beach, St. Johns	9
Putnam Hall, Putnam	9
Ferndale, Lake	9
Fairfield, Marion	8
Cross Creek, Alachua	8
Indian Shores, Pinellas	8
Fort Walton Beach, Unknown	8
Palm City, St. Lucie	8
Seybold, Dade	8
White City, Gulf	8
Worthington Springs, Union	8
Pine Ridge, Citrus	8
Jerome, Collier	8
Ponce De Leon, Walton	8
Keystone Heights, Bradford	8
Evinston, Alachua	8
Salem, Taylor	8
Orange Springs, Marion	8
Weirsdale, Lake	7
Fernandina, Nassau	7

COVID-19: characteristics of 2,115,191 Florida resident cases

Data through Apr 15, 2021 verified as of Apr 16, 2021 at 09:25 AM

Data in this report are provisional and subject to change.

The table below includes the cities and counties of residence for cases in Florida residents based on the patient's ZIP Code. Note that city is not always received as part of the initial notification and may be missing while the case is being investigated.

City and county	Cases
Missing, Flagler	7
East Rockland Key, Monroe	7
Anastasia Island, St. Johns	7
Port Saint John, Brevard	7
Orange Park, Duval	7
Orlando, Pasco	7
Longboat Key, Sarasota	7
Missing, Clay	7
Switzerland, St. Johns	7
Aripeka, Pasco	7
Maitland, Volusia	7
Valkaria, Brevard	7
Orlando, Alachua	7
Quail Heights, Dade	7
River Ranch, Polk	7
Niceville, Walton	7
Okeechobee, Glades	7
Punta Gorda, Lee	6
Holt, Santa Rosa	6
Deland, Lake	6
Sunny Hills, Washington	6
Shady Grove, Taylor	6
Orlando, Flagler	6
Orlando, Marion	6
Missing, Walton	6
Labelle, Lee	6
Port Salerno, Martin	6
Ridge Manor Estates, Sumter	6
Maitland, Hillsborough	6
Winter Park, Polk	6
Winderemere, Orange	6
Lake Worth, Broward	6
Grove City, Charlotte	6
Eglin, Okaloosa	6
Coco River, Collier	6
Bruce, Holmes	6
Morrison, Marion	6
Duck Key, Monroe	6
Newberry, Gilchrist	6
San Carlos Park, Lee	6
Miccosukee, Leon	6
Glenwood, Volusia	6
Orchid, Indian River	6
Pensacola, Unknown	6
Mayport Naval Station, Duval	6
Lake Butler, Bradford	6
Inglis, Citrus	6
Maitland, Osceola	6
Bradenton, Sarasota	6
Oneco, Manatee	6
Orlando, Manatee	5
Pompano Beach, Palm Beach	5
Ocoee, Lake	5
Okeechobee, Martin	5
Wakulla Springs, Wakulla	5
Island Grove, Alachua	5
Missing, Alachua	5
Miami Beach, Unknown	5
Alys Beach, Walton	5

COVID-19: characteristics of 2,115,191 Florida resident cases

Data through Apr 15, 2021 verified as of Apr 16, 2021 at 09:25 AM

Data in this report are provisional and subject to change.

The table below includes the cities and counties of residence for cases in Florida residents based on the patient's ZIP Code. Note that city is not always received as part of the initial notification and may be missing while the case is being investigated.

City and county	Cases
Point Washington, Walton	5
University Of Central Fl, Martin	5
Williston, Marion	5
Clarcona, Orange	5
Okeechobee, Osceola	5
Psl, Unknown	5
University Of Central Fl, Hillsborough	5
Cape Haze, Charlotte	5
Bayou George, Bay	5
Boynton Beach, Broward	5
Missing, Osceola	5
Miramar, Dade	5
Miami Gardens, Unknown	5
Kissimmee, Unknown	5
Fort Lauderdale, Palm Beach	5
Jacksonville Naval Air Station, Duval	5
Ebro, Bay	5
Highland Park, Polk	5
Westchester, Dade	5
Mid Florida, Seminole	5
Ocean Breeze, Martin	5
Missing, Columbia	5
Missing, Highlands	5
Missing, Leon	5
Milton, Escambia	5
Missing, Hernando	5
Mayport, Duval	5
Inlet Beach, Bay	5
Pass, Unknown	5
Stuart, St. Lucie	5
Miami, Palm Beach	5
Live Oak, Madison	4
Loxahatchee Groves, Palm Beach	4
Lake Geneva, Clay	4
Fort Lauderdale, Unknown	4
West Bradenton, Manatee	4
Jacksonville, Clay	4
Greenville, Jefferson	4
Clermont, Polk	4
Marina Del Rey, Dade	4
Oklawaha, Marion	4
Lake Harbor, Palm Beach	4
Glen Ridge, Palm Beach	4
Coconut Creek, Palm Beach	4
Orem, Palm Beach	4
Los Angeles, Broward	4
Margate, Unknown	4
Melrose, Bradford	4
Jacksonville, Dade	4
Arcadia, Hillsborough	4
Branford, Gilchrist	4
Clewiston, Palm Beach	4
Conch Key, Monroe	4
Lazy Lake, Broward	4
Lamont, Taylor	4
Wacissa, Jefferson	4
Sugarloaf, Monroe	4
Sandestin, Walton	4
Seacrest, Bay	4

COVID-19: characteristics of 2,115,191 Florida resident cases

Data through Apr 15, 2021 verified as of Apr 16, 2021 at 09:25 AM

Data in this report are provisional and subject to change.

The table below includes the cities and counties of residence for cases in Florida residents based on the patient's ZIP Code. Note that city is not always received as part of the initial notification and may be missing while the case is being investigated.

City and county	Cases
Pompano Beach, Dade	4
Bella Collina, Lake	4
Bonnie, Dade	4
Delray Beach, Broward	4
El Jobean, Charlotte	4
Marathon Shores, Monroe	4
High Springs, Columbia	4
Hinsdale, Manatee	4
Jonesville, Alachua	4
International Service Center, Dade	4
Indian Rock Beach, Pinellas	4
Hollywood, Unknown	4
Cypress Gardens, Polk	4
Bowling Green, Polk	4
N/A, Unknown	4
Plantation Key, Monroe	4
Samoset, Manatee	3
San Fernando, Unknown	3
North Miami Beach, Broward	3
Monticello, Madison	3
Vernon, Bay	3
Crestview, Walton	3
Cross Key, Monroe	3
Fernandina Beach, Duval	3
Cape San Blas, Gulf	3
Apopka, Lake	3
Fpo, Duval	3
Green Cove Springs, Duval	3
Mayport Naval Housing, Duval	3
Julington Creek, St. Johns	3
Jupiter Island, Martin	3
Kathleen, Pasco	3
Marco Island, Lee	3
Miramar, Unknown	3
Naples, Unknown	3
Alford, Washington	3
Pass-A-Grille, Pinellas	3
Ocean Reef Club, Monroe	3
Vero Beach, St. Lucie	3
Winter Park, Volusia	3
Westville, Walton	3
Pembroke Lakes, Broward	3
Orlo Vista, Orange	3
Milligan, Okaloosa	3
Land O Lakes, Hillsborough	3
Lady Lake, Marion	3
Homeless, Hillsborough	3
Jacksonville , Duval	3
Brooklyn, Broward	3
Ft Pierce, St. Lucie	3
Chicago, Lee	3
Coraopolis, Citrus	3
Champions Gate, Osceola	3
Bristol, Calhoun	3
Jacksonville, Alachua	3
Pompano Beach, Unknown	3
North Fort Myers, Charlotte	3
Sharpes, Brevard	3
Sorrento, Orange	3

COVID-19: characteristics of 2,115,191 Florida resident cases

Data through Apr 15, 2021 verified as of Apr 16, 2021 at 09:25 AM

Data in this report are provisional and subject to change.

The table below includes the cities and counties of residence for cases in Florida residents based on the patient's ZIP Code. Note that city is not always received as part of the initial notification and may be missing while the case is being investigated.

City and county	Cases
Stuart, Palm Beach	3
Inverness, Polk	3
Pass, Dade	3
Vero Beach, Brevard	3
Pp, Dade	3
Pp, Unknown	3
Wimauma, Manatee	3
Woodside, Broward	3
Brewton, Escambia	3
Apopka, Broward	3
Lanark Village, Franklin	3
Maitland, Polk	3
Miami Shores, Broward	3
Pineland, Lee	3
Tampa Palms, Hillsborough	3
Tampa, Pinellas	3
Tarpon Springs, Pasco	3
Winter Garden, Seminole	3
Laurel, Sarasota	3
Ludlam, Dade	3
Clermont, Orange	3
West Palm Beach, Broward	3
Wildwood, Marion	3
Village Of Golf, Palm Beach	3
Saint Augustintine Beach, St. Johns	3
Saint Petersburg, Hillsborough	3
Palm Coast, Volusia	3
Port Saint Lucie, Martin	3
Missing, Jackson	3
Fort Myers, Unknown	3
Bradington, Manatee	3
Blountstown, Liberty	3
Lake City, Duval	3
Lakeland, Hillsborough	3
Hallandale Beach, Unknown	3
Immokalee, Lee	3
Loxahatchee, Broward	3
Lynbrook, Broward	3
Miami, Orange	3
Miami, Hillsborough	2
Lutz, Pinellas	2
Los Angeles, Okaloosa	2
Louisville, Manatee	2
Lawtey, Union	2
Hallandale Beach, Dade	2
Blountstown, Jackson	2
Alligator Point, Franklin	2
Coconut Creek, Unknown	2
Crawfordville, Leon	2
Eatonville, Lake	2
Mount Pleasant, Gadsden	2
Navarre, Okaloosa	2
Opa Locka, Broward	2
None, Dade	2
Port Charlotte, Unknown	2
Phoenix, Lake	2
Seven Springs, Pasco	2
University Of Central Florida, Brevard	2
Upper Key Largo, Monroe	2

COVID-19: characteristics of 2,115,191 Florida resident cases

Data through Apr 15, 2021 verified as of Apr 16, 2021 at 09:25 AM

Data in this report are provisional and subject to change.

The table below includes the cities and counties of residence for cases in Florida residents based on the patient's ZIP Code. Note that city is not always received as part of the initial notification and may be missing while the case is being investigated.

City and county	Cases
West Villages, Sarasota	2
Zellwood, Lake	2
Bronx, Seminole	2
Doctors Inlet, Clay	2
Bonifay, Jackson	2
Bonnie, Duval	2
Bonnie, Sarasota	2
Lecanto, Marion	2
Maitland, Leon	2
Lake Helen, Orange	2
Fort Myers, Collier	2
Fort Pierce, Martin	2
Winter Park, Leon	2
Weston, Dade	2
West Palm Beach, Dade	2
St John, Broward	2
Orlando, Charlotte	2
Palm Springs North, Dade	2
Redland, Dade	2
Melrose, Alachua	2
Olustee, Baker	2
Orlando, Santa Rosa	2
Maitland, Lake	2
Hialeah Lakes, Dade	2
Hialeah, Orange	2
Jan Phyl Village, Polk	2
Moore Haven, Hendry	2
Naples, Broward	2
Cassadaga, Volusia	2
Fort Walton Beach, Walton	2
Duke Field Air Force Station, Okaloosa	2
Dunnellon, Levy	2
Yalhala, Lake	2
University Of Central Florida, Palm Beach	2
University Of Central Florida, Pinellas	2
Provo, Broward	2
Portland, Unknown	2
Sumatra, Liberty	2
Pensacola, Santa Rosa	2
University Of Central Florida, Broward	2
Saint Teresa, Wakulla	2
West Point, Lee	2
Orlando, Okaloosa	2
Miamt, Dade	2
Madison, Unknown	2
Maitland, Pasco	2
North Miami, Broward	2
Ocala, Unknown	2
Florida Power & Light Co, Dade	2
Amelia City, Nassau	2
Apopka, Unknown	2
Alligator Point, Wakulla	2
Chipley, Jackson	2
Summerfield, Unknown	2
Tampa, Hernando	2
Sebring, Desoto	2
Saint Lucie Village, St. Lucie	2
Ormond Beach, Flagler	2
Noma, Holmes	2

COVID-19: characteristics of 2,115,191 Florida resident cases

Data through Apr 15, 2021 verified as of Apr 16, 2021 at 09:25 AM

Data in this report are provisional and subject to change.

The table below includes the cities and counties of residence for cases in Florida residents based on the patient's ZIP Code. Note that city is not always received as part of the initial notification and may be missing while the case is being investigated.

City and county	Cases
Panama City, Unknown	2
Pembroke Pines, Dade	2
Wauchula, Desoto	2
Vero Beach, Unknown	2
Yeehaw, Okeechobee	2
Marina Del Rey, Broward	2
Longview, Dade	2
Melrose, Clay	2
Mesa, Unknown	2
Jacksonville Naval Hospital, Duval	2
Hosford, Calhoun	2
Aventura, Broward	2
000000, Unknown	2
Dfafs, Okaloosa	2
Fort Lauderdale, Alachua	2
Doral, Unknown	2
Bay Harbor Islands, Unknown	2
Alachua, Duval	2
Cross City, Taylor	2
Carl Fisher, Dade	2
Fisher Island, Unknown	2
Jupiter, Dade	2
Lakeland, Unknown	2
Micanopy, Marion	2
Port Saint Lucie, Palm Beach	2
Red Bay, Holmes	2
Saint Marys, Nassau	2
West Lafayette, Broward	2
Windermere, Lake	2
Sutton, Pasco	2
Tequesta, Martin	2
Woodstock, Lee	2
Winter Springs, Orange	2
Windermere, Hillsborough	2
Venice, Dade	2
Orlando, Escambia	2
Okeechobee, Highlands	2
Pompano Beach, Osceola	2
Port Charlotte, Lee	2
Port St. Lucie, St. Lucie	2
Sand Lake, Orange	2
University Of Central Fl, Seminole	2
Union, Manatee	2
Swansea, Lee	2
Altamonte Springs, Orange	2
At Large, Broward	2
Boys Ranch, Suwannee	2
Fort Pierce, Brevard	2
Graceville, Unknown	2
Eatonville, Polk	2
New Port Richey, Hillsborough	2
Mims, Volusia	2
Missing, Washington	2
Miami, Martin	2
Jena, Taylor	2
Labelle, Collier	2
Long Beach, Orange	2
Marysville, Dade	2
Lake Clarke Shores, Palm Beach	2

COVID-19: characteristics of 2,115,191 Florida resident cases

Data through Apr 15, 2021 verified as of Apr 16, 2021 at 09:25 AM

Data in this report are provisional and subject to change.

The table below includes the cities and counties of residence for cases in Florida residents based on the patient's ZIP Code. Note that city is not always received as part of the initial notification and may be missing while the case is being investigated.

City and county	Cases
FI State Univ Student, Leon	2
Callahan, Duval	2
Crescent Beach, Sarasota	2
Cibolo, Orange	2
Claysville, Hernando	2
Dade City, Unknown	2
Defuniak Springs, Okaloosa	2
Port Canaveral, Brevard	2
Sarasota, Unknown	2
South Miami, Broward	2
Seguin, Unknown	2
Tampa, Broward	2
Tarpon Springs, Hillsborough	2
Sunrise, Unknown	2
Monument, Broward	2
Oakland Park, Unknown	2
Orlando, St. Lucie	2
Orlando, Walton	1
Oviedo, Lake	1
Orlando, St. Johns	1
Plantation, Leon	1
Pooler, Broward	1
Pensacola, Dade	1
Panomo City, Bay	1
Parrish, Sarasota	1
San Marcos, Unknown	1
Rye, Palm Beach	1
Saint Petersburg, Bay	1
Ridgewood, Lee	1
Roayl Palm Beach, Palm Beach	1
Roseville, Broward	1
Punta Gorda, Sarasota	1
Putnam, Putnam	1
Ocala, Duval	1
North Porte, Unknown	1
Notrealville, Polk	1
Okeechobi, Unknown	1
Orem, Dade	1
Orlando, Citrus	1
Orlando, Collier	1
Orlando, Hernando	1
Morrisville, Palm Beach	1
Mokena, Lee	1
Myrtle Beach, Broward	1
Nashville, Palm Beach	1
North Brunswick, St. Lucie	1
North Grafton, Dade	1
North Lauderdale, Unknown	1
Surprise, Unknown	1
St Cloud, Orange	1
St Helena Is, Dade	1
Syracuse, Unknown	1
Vernon, Walton	1
Waukesha, Volusia	1
Unknown, Manatee	1
Venezuela, Unknown	1
Tinley Park, Manatee	1
Twentynine Palms, Broward	1
Xifamk, Dade	1

COVID-19: characteristics of 2,115,191 Florida resident cases

Data through Apr 15, 2021 verified as of Apr 16, 2021 at 09:25 AM

Data in this report are provisional and subject to change.

The table below includes the cities and counties of residence for cases in Florida residents based on the patient's ZIP Code. Note that city is not always received as part of the initial notification and may be missing while the case is being investigated.

City and county	Cases
West Miami, Unknown	1
Whippany, Volusia	1
Wilmington, Charlotte	1
Windermere, Alachua	1
Winfield, Hillsborough	1
Winter Garden, Unknown	1
Winter Park, Brevard	1
Winter Park, Unknown	1
Defuniak Springs, Unknown	1
Dona Vista, Lake	1
Dalecity, Okaloosa	1
Daytona Beach, Orange	1
Deerfield Beach, Polk	1
Clearwater, Leon	1
Crestview, Broward	1
Crystal River, Marion	1
Fayetteville, Broward	1
Fellsmere, Brevard	1
Florida City, Unknown	1
Fort Lauderdale, Collier	1
Fort Myers, Alachua	1
El Dorado, Palm Beach	1
East Setauket, Palm Beach	1
Canton, Duval	1
Charlotte, Alachua	1
Brunswick, Polk	1
Bryceville, Duval	1
Bradentom, Manatee	1
Bradenton, Lee	1
Boca Raton, Dade	1
Boca Raton, Madison	1
Bogota, Unknown	1
Bal Harbour, Broward	1
Atlanta, Walton	1
Attalla, Broward	1
Auburn, Palm Beach	1
Autaugaville, Broward	1
Apopka, Volusia	1
Alachua, Suwannee	1
Alafaya, Broward	1
Alafaya, Pinellas	1
Fleming Island, Duval	1
Glen Cove, Unknown	1
Glen Saint Mary, Duval	1
Golden Oak, Hillsborough	1
Golf, Palm Beach	1
Great Neck, Dade	1
Gainesville, Levy	1
Immokalee, Walton	1
Irmo, Unknown	1
Greensboro, Leon	1
Lake Forest, Collier	1
Key West, Palm Beach	1
Kilgore, Dade	1
Jacksonville, Baker	1
Jacksonville, Marion	1
Jupiter Inlet, Palm Beach	1
Land O Lakes, Unknown	1
Lawton, Okaloosa	1

COVID-19: characteristics of 2,115,191 Florida resident cases

Data through Apr 15, 2021 verified as of Apr 16, 2021 at 09:25 AM

Data in this report are provisional and subject to change.

The table below includes the cities and counties of residence for cases in Florida residents based on the patient's ZIP Code. Note that city is not always received as part of the initial notification and may be missing while the case is being investigated.

City and county	Cases
Levittown, Palm Beach	1
Lima, Manatee	1
Lima, Volusia	1
Maccleddy, Dixie	1
Madison, Jefferson	1
Maitland, Collier	1
Merrick, Palm Beach	1
Metter, Manatee	1
Miami, Osceola	1
Miamiardens, Unknown	1
Miamksaohes, Dade	1
Litchfield Park, Monroe	1
Littleton, St. Johns	1
Lake In The Hills, Broward	1
Lake Worth, Unknown	1
Lauderhill, Unknown	1
Indianapolis, Lee	1
Jupiter, Pinellas	1
Kansas City, Palm Beach	1
Gwynn Oak, Polk	1
Milford, Bay	1
Milford, Unknown	1
Melbourne, Volusia	1
Mattoon, Lee	1
Marianna, Leon	1
Marianna, Washington	1
Mary Esther, Hillsborough	1
Los Angeles, Orange	1
Maitland, Palm Beach	1
Longwood, Unknown	1
Missing, Franklin	1
Newaygo, Charlotte	1
North Port, Charlotte	1
New Canaan, Dade	1
Na, Dade	1
Eureka, Flagler	1
Evansville, Citrus	1
Crescent City, Marion	1
Crestview, Unknown	1
Denton, Broward	1
Destin, Bay	1
Clearwater, Hillsborough	1
Coal City, Pasco	1
Commerce Township, Manatee	1
Crawfordville, Alachua	1
Fort Lauderdale, Lee	1
Fort Worth, Broward	1
Franklin, Orange	1
Frostproof, Highlands	1
Gainesville, Palm Beach	1
Gainesville, Santa Rosa	1
Brewster, Palm Beach	1
Brownsville, Escambia	1
Bryant, Palm Beach	1
Bonnie, St. Johns	1
Belleair Bluffs, Unknown	1
Celebration, Orange	1
Chicago, Broward	1
Choctaw Beach, Unknown	1

COVID-19: characteristics of 2,115,191 Florida resident cases

Data through Apr 15, 2021 verified as of Apr 16, 2021 at 09:25 AM

Data in this report are provisional and subject to change.

The table below includes the cities and counties of residence for cases in Florida residents based on the patient's ZIP Code. Note that city is not always received as part of the initial notification and may be missing while the case is being investigated.

City and county	Cases
Austin, Dade	1
Apo, Collier	1
Big Torch Key, Monroe	1
Black, Holmes	1
Boca Raton, Lee	1
Bonifay, Unknown	1
8852 Teacher Ln, Pasco	1
Addison, Pasco	1
Apopka, Citrus	1
Apopka, Hillsborough	1
Arabi, Orange	1
Tampa, Duval	1
Surfside Beach, Orange	1
Summerdale, Escambia	1
Sun City Center, Lee	1
Tavares, Unknown	1
Temple, Palm Beach	1
Saint Charles, Orange	1
St Peterburg, Orange	1
Stiamk, Dade	1
Scottsdale, Brevard	1
Scottsdale, Palm Beach	1
Roswell, Bay	1
Ruskin, Dade	1
Ruskin, Manatee	1
Saint Petersburg, Duval	1
Saint Petersburg, Manatee	1
Port Saint Lucie, Marion	1
Port St Luice, Unknown	1
Pembroke Pines, Unknown	1
Pensacola Naval Hospital, Escambia	1
Pittsburgh, Alachua	1
Plymouth, Pasco	1
Okeechobee, Unknown	1
Oviedo, Orange	1
Pace, Escambia	1
Painted Post, Pasco	1
Palatka, Marion	1
Unknown, Duval	1
Upland, Manatee	1
Valrico, Polk	1
West Hollywood, Broward	1
Wakefield, Broward	1
Waverly, Duval	1
Wabasha, Clay	1
Winnetka, Dade	1
Winter Garden, Osceola	1
Winter Haven, Leon	1
Winter Haven, Osceola	1
Winter Park, Duval	1
Winter Park, Palm Beach	1
Winter Springs, Polk	1
Youngstown, Washington	1
Weston, Unknown	1
Wildwood, Lee	1
Willington, Lee	1
West Palm Beach, Unknown	1
Yulee, St. Johns	1
Zephyrhills, Hillsborough	1

COVID-19: characteristics of 2,115,191 Florida resident cases

Data through Apr 15, 2021 verified as of Apr 16, 2021 at 09:25 AM

Data in this report are provisional and subject to change.

The table below includes the cities and counties of residence for cases in Florida residents based on the patient's ZIP Code. Note that city is not always received as part of the initial notification and may be missing while the case is being investigated.

City and county	Cases
Topsham, Manatee	1
Town Of Nocatee, St. Johns	1
Troy, Manatee	1
Unkn, Duval	1
Sweetwater, Manatee	1
Syracuse, Polk	1
Tallahassee, Dade	1
Tamarac, Dade	1
Tavares, Orange	1
Suitland, Volusia	1
Sunbright, Palm Beach	1
Winter Garden, Duval	1
Woodbine, Nassau	1
West Yarmouth, St. Lucie	1
Waipahu, Santa Rosa	1
Ward, Polk	1
Wellborn, Columbia	1
West Apm Beach, Palm Beach	1
Venetian Islands, Dade	1
Rileyville, Flagler	1
Saint Joseph, Volusia	1
Russellville, Bay	1
Sagamore Beach, Charlotte	1
Saint Augustine, Broward	1
Saint Cloud, Palm Beach	1
San Antonio, Orange	1
Seminole, Leon	1
Shalimar, Unknown	1
Shirley, Flagler	1
Prattville, Hillsborough	1
Prestonsburg, Bay	1
Quincy, Jackson	1
Rapid City, Broward	1
Petersburg, Manatee	1
Piasa, Putnam	1
Palmetto, Pasco	1
Parma, Manatee	1
Pass-A-Grille Beach, Pinellas	1
Oldsmar, Hillsborough	1
Olean, Alachua	1
Other, Dade	1
Palm Beach Gardens, Unknown	1
Palmetto Bay, Palm Beach	1
Missing, Okeechobee	1
Monroe Township, Palm Beach	1
Monroe, Lee	1
Moore Haven, Okeechobee	1
Morrisville, Unknown	1
Missing, Levy	1
Myakka City, Sarasota	1
North Palm Beach, Orange	1
Northport, Sarasota	1
Oakland, Lee	1
New Middletown, Hillsborough	1
New Port Richey, Pinellas	1
Newberry, Marion	1
Newtown, Lake	1
Milford, Lee	1
Mckinney, Broward	1

COVID-19: characteristics of 2,115,191 Florida resident cases

Data through Apr 15, 2021 verified as of Apr 16, 2021 at 09:25 AM

Data in this report are provisional and subject to change.

The table below includes the cities and counties of residence for cases in Florida residents based on the patient's ZIP Code. Note that city is not always received as part of the initial notification and may be missing while the case is being investigated.

City and county	Cases
Miamc, Dade	1
Matawan, Palm Beach	1
Ldhl, Broward	1
Longwood, Volusia	1
Lake Butler, Alachua	1
Knoxville, Bay	1
Kingsland, Nassau	1
Las Vegas, Palm Beach	1
Leesburg, Seminole	1
Lincoln, St. Lucie	1
Little Neck, Lee	1
Jupiter, St. Lucie	1
Kenilworth, Leon	1
Key West, Duval	1
Keys West, Unknown	1
Jacksonville, Orange	1
Jefferson, Dade	1
Jonesboro, Leon	1
Intrcsion Cty, Osceola	1
Inverness, Marion	1
Inwood, Broward	1
Irvine, Marion	1
Istachatta, Hernando	1
Homeless, Monroe	1
Homeless, Pinellas	1
Howell, Dade	1
Hudson, Hernando	1
Indian Rocks Beach, Duval	1
Indiantown, Palm Beach	1
Inglewood, Sarasota	1
Hernando, Marion	1
Hialeah, Collier	1
Helen, Bay	1
Hoclywsod, Dade	1
Holiday, Pinellas	1
Carmel, Orange	1
Cedar Springs, Hernando	1
Chicago, Unknown	1
Caracas, Dade	1
Bryceville, Baker	1
Coconut Ck, Unknown	1
Dallas, Hernando	1
Dayton, Lake	1
Daytona Beach, Pinellas	1
Alpharetta, Broward	1
O, Manatee	1
Acworth, Okaloosa	1
Apopka, Clay	1
Asheville, Highlands	1
Astoria, Broward	1
Atmore, Escambia	1
Bartow, Hardee	1
Bel Air, Collier	1
Brooklyn, Dade	1
Brooklyn, Lee	1
Bonnie, Broward	1
Boston, Broward	1
Downingtown, Broward	1
Downingtown, Hillsborough	1

COVID-19: characteristics of 2,115,191 Florida resident cases

Data through Apr 15, 2021 verified as of Apr 16, 2021 at 09:25 AM

Data in this report are provisional and subject to change.

The table below includes the cities and counties of residence for cases in Florida residents based on the patient's ZIP Code. Note that city is not always received as part of the initial notification and may be missing while the case is being investigated.

City and county	Cases
Dpo, Santa Rosa	1
Dunedin, Unknown	1
Dearborn, Broward	1
Deer Park, Dade	1
Deerfield Beach, Unknown	1
Deerfield, Dade	1
Deland, Seminole	1
Erie, Monroe	1
East Palatka, Hillsborough	1
Eastpoint, Leon	1
Deltona, Seminole	1
Fort Lauderdale, Leon	1
Fort Myers, Sarasota	1
Fort Pierce, Palm Beach	1
Fort White, Clay	1
Garden City, Alachua	1
Gaylord, Orange	1
Goodrich, Charlotte	1
Gotcha, Orange	1
Greensburg, Palm Beach	1
Hallandale, Unknown	1
Harpers Ferry, Palm Beach	1
Haines City, Osceola	1
Crossings, Unknown	1
Davenport, Lake	1
Davie, Unknown	1
Dayton, Orange	1
Dearborn Heights, Hillsborough	1
Edgewood, Broward	1
Elkton, Putnam	1
Chesterfield, Broward	1
Carteret, Polk	1
Cincinnati, Dade	1
Connellsville, Highlands	1
Armstrong, St. Johns	1
Atl, Brevard	1
Alva, Escambia	1
Andalusia, Escambia	1
Arcadia, Highlands	1
Baker, Santa Rosa	1
Belleville, Palm Beach	1
Belmont, Santa Rosa	1
Blountstown, Broward	1
Bronson, Alachua	1
Brooker, Alachua	1
Bradenton, Clay	1
Brandon, Pinellas	1
Bonita, Lee	1
Bocaraten, Palm Beach	1
Hudson, Pinellas	1
Hoosick Falls, Broward	1
Indian Rock Beach, Palm Beach	1
Interlachen, Duval	1
Jacksonville, Nassau	1
Kechi, Orange	1
Fort Myers, Broward	1
Floral, Okaloosa	1
Forestville, Volusia	1
Gainesville, Okaloosa	1

COVID-19: characteristics of 2,115,191 Florida resident cases

Data through Apr 15, 2021 verified as of Apr 16, 2021 at 09:25 AM

Data in this report are provisional and subject to change.

The table below includes the cities and counties of residence for cases in Florida residents based on the patient's ZIP Code. Note that city is not always received as part of the initial notification and may be missing while the case is being investigated.

City and county	Cases
Greenbrier, Bay	1
Groveland, Orange	1
Hialeahgardens, Dade	1
Hiram, Leon	1
Middletown, Osceola	1
Missing, Gilchrist	1
Monroe, Hillsborough	1
Nantucket, Palm Beach	1
New Vernon, Palm Beach	1
Longwood, Broward	1
Lucedale, St. Lucie	1
Kure Beach, Monroe	1
Lakeland, Palm Beach	1
Mayaguez, Dade	1
Macclenny, Duval	1
Mantua, Broward	1
White Plains, Broward	1
Whites Creek, Leon	1
Windermere, Volusia	1
Wtixrat, Dade	1
Ventura, Orange	1
Westlake Village, Unknown	1
Watersound, Bay	1
University Of Central Florida, Lee	1
Unk, Duval	1
Trenton, Dixie	1
Unknown, Unknown	1
Pembroke Pines, Orange	1
Pensacola, Sumter	1
Perth Amboy, Hillsborough	1
Port Orange, Brevard	1
Puerto Rico, Unknown	1
Punta Gorda, Unknown	1
Randolph, Orange	1
Rivera Beach, Palm Beach	1
Paducah, Manatee	1
Orlando, Jackson	1
Orlando, Lee	1
Newberry, Levy	1
North Laud, Unknown	1
Ocala, Citrus	1
Ocoee, Unknown	1
Odessa, Dade	1
Oldsrav, Manatee	1
Saint Augustine, Flagler	1
Powell, Lee	1
Seffenner, Hillsborough	1
Seminole, Lee	1
Saint Petersburg, Charlotte	1
Toms River, Lee	1
Tourist, Dade	1
Sunrtise, Dade	1
Tallahassee, Madison	1
Tallahassee, Pinellas	1
Stratford, Broward	1
Chipley, Holmes	1
Clarksboro, Lee	1
Colorado Springs, Unknown	1
Conifer, Lee	1

COVID-19: characteristics of 2,115,191 Florida resident cases

Data through Apr 15, 2021 verified as of Apr 16, 2021 at 09:25 AM

Data in this report are provisional and subject to change.

The table below includes the cities and counties of residence for cases in Florida residents based on the patient's ZIP Code. Note that city is not always received as part of the initial notification and may be missing while the case is being investigated.

City and county	Cases
Cutler Bay, Broward	1
El Paso, Unknown	1
Elbow Lake, Palm Beach	1
Dunellen, Dade	1
Daniel Island, Bay	1
Destin, Unknown	1
Diamond, Highlands	1
Doral, Broward	1
Altamonte, Orange	1
Alva, Collier	1
333, Unknown	1
Allentown, Putnam	1
Apple Creek, Citrus	1
Amelia Village, Nassau	1
Barefoot Beach, Lee	1
Battle Creek, Manatee	1
Avon, Manatee	1
Aventura, Osceola	1
Boca Raton,, Palm Beach	1
Bear Grass, Palm Beach	1
Azalea Park, Osceola	1
Bryn Mawr, Palm Beach	1
Burkeville, Brevard	1
Camden Wyoming, Duval	1
Celebration, Palm Beach	1
Chattanooga, Dade	1
Boston, Dade	1
Brewster, Volusia	1
Fort Denaud, Glades	1
Fort Meyers, Lee	1
Fortlauderdale, Unknown	1
Fortwalton Beach, Okaloosa	1
Ft Pierce, Unknown	1
Garland, Orange	1
Fairless Hills, Broward	1
FI State Lot, Leon	1
Eatonville, Seminole	1
Everett, Dade	1
Hickory, Lee	1
Hilliard, Unknown	1
Hallandale Ben, Unknown	1
Havana, Leon	1
Jeffersonville, Broward	1
Knoxville, Escambia	1
Homeless, Dade	1
Homer, Escambia	1
Longwood, Orange	1
Lehigh Cares, Lee	1
Live Oak, Columbia	1
Loganville, Orange	1
Lake Mary, Lake	1
Lansdale, Lake	1
Lapeer, Manatee	1
Lauderdale Hill, Unknown	1
Middleburg, Duval	1
Midland, Osceola	1
Missing, Hamilton	1
Missing, Wakulla	1
Monterey, Broward	1

COVID-19: characteristics of 2,115,191 Florida resident cases

Data through Apr 15, 2021 verified as of Apr 16, 2021 at 09:25 AM

Data in this report are provisional and subject to change.

The table below includes the cities and counties of residence for cases in Florida residents based on the patient's ZIP Code. Note that city is not always received as part of the initial notification and may be missing while the case is being investigated.

City and county	Cases
Mumford, Manatee	1
N/A, Duval	1
Naples, Alachua	1
Miami, Charlotte	1
Miamii, Dade	1
Miami Garden, Unknown	1
Palm City, Unknown	1
Oviedo, Leon	1
Ocean City, Broward	1
Old Town, Gilchrist	1
Opa Locka, Polk	1
Orem, Sarasota	1
Orem, Unknown	1
Ridgewood, Broward	1
Riverview, Manatee	1
Rochester, Broward	1
Roseland, Palm Beach	1
Republic, Monroe	1
Richmond, Palm Beach	1
Pompano Beach, Alachua	1
Porter Ranch, Dade	1
Raiford, Bradford	1
Ponte Vedra Beach, Orange	1
Port Orange , Volusia	1
Port Saint Lucie, Indian River	1
Wilbur By The Sea, Volusia	1
Willowbrook, Lee	1
Wilmington, Pasco	1
Westerville, Hillsborough	1
Wilton Manors, Dade	1
Winston Salem, Unknown	1
Winter Garden, Hillsborough	1
Woodland Hills, Brevard	1
Youngstown, Calhoun	1
Yulee, Duval	1
San Antonio, Dade	1
San Diego, Unknown	1
Sandyport, Dade	1
Sanford, Palm Beach	1
Russellville, Hillsborough	1
Saint Augustine, Okaloosa	1
Steinhatchee, Alachua	1
Tampa, Escambia	1
Tampa, Manatee	1
Tangerine, Lake	1
University Of Central Florida, Hillsborough	1
University Of Central Fl, Pasco	1
Village Of Palm Springs, Palm Beach	1
Virginia Beach, Alachua	1
Webster, Pasco	1
Wekiva Springs, Orange	1
Union City, Bradford	1
Sebastian, Lake	1
Parlin, Broward	1
Ponce, Orange	1
Port Charlotte Fl, Unknown	1
Port Saint Lucie, Duval	1
Plant City, Hendry	1
Plant City, Pinellas	1

COVID-19: characteristics of 2,115,191 Florida resident cases

Data through Apr 15, 2021 verified as of Apr 16, 2021 at 09:25 AM

Data in this report are provisional and subject to change.

The table below includes the cities and counties of residence for cases in Florida residents based on the patient's ZIP Code. Note that city is not always received as part of the initial notification and may be missing while the case is being investigated.

City and county	Cases
Plantation, Unknown	1
Orlando, Highlands	1
Opa Locka, Unknown	1
Orem, Nassau	1
Northville, Broward	1
Ocala, Indian River	1
Ocoee, Broward	1
Olando, Orange	1
Ocoee, Polk	1
Sumter Ville, Unknown	1
Tallahassee, Escambia	1
Springhill, Unknown	1
Telluride, Lee	1
Tampa, Lee	1
South Otselic, Dade	1
Southampton, Palm Beach	1
Stockbridge, Leon	1
Sullivans Island, Dade	1
Pound Ridge, Leon	1
Richmond Heights, Dade	1
Ridge Manor, Hernando	1
Riverview, Pinellas	1
Rochester, Lee	1
Rosemary Beach, Bay	1
Saint Cloud, Orange	1
Sevierville, Dade	1
Saint Petersburg, Dade	1
San Juan, Osceola	1
San Pedro Sula, Dade	1
Sandy, Duval	1
Tinley Park, Lee	1
University Of Central FI, Dade	1
Windermere, Polk	1
Winter Park, Lake	1
West Lafayette, Desoto	1
West Simsbury, Collier	1
Wayne, Dade	1
Winter, Pinellas	1
Downers Grove, St. Lucie	1
Delrey Beach, Palm Beach	1
Export, Palm Beach	1
Fdsf, Unknown	1
Felda, Palm Beach	1
Flagler Beach, Volusia	1
Flora, Lee	1
Fort Myers, Lake	1
Fresno, Pasco	1
Fruitland Park, Sumter	1
Fwb, Unknown	1
Gainesville, Marion	1
Gastonia, Polk	1
Clearwater, Highlands	1
Clermont, Unknown	1
Columbia, Orange	1
Coral Gables, Unknown	1
Coral Springs, Unknown	1
Crestview, Dade	1
Dade City, Polk	1
Dania, Unknown	1

COVID-19: characteristics of 2,115,191 Florida resident cases

Data through Apr 15, 2021 verified as of Apr 16, 2021 at 09:25 AM

Data in this report are provisional and subject to change.

The table below includes the cities and counties of residence for cases in Florida residents based on the patient's ZIP Code. Note that city is not always received as part of the initial notification and may be missing while the case is being investigated.

City and county	Cases
Darien, Pasco	1
Arcadia, Charlotte	1
Aspen, Palm Beach	1
Atl, Broward	1
Atlanta, Broward	1
Aurburndale, Polk	1
Aventura, Unknown	1
Azalea Park, Sarasota	1
Bartow, Unknown	1
Biscayne Park, Broward	1
Boca Rotan, Unknown	1
Alpharetta, Alachua	1
Apalachicola, Leon	1
Brooksville, Columbia	1
Bryn Mawr, Collier	1
Canfield, Duval	1
Naugatuck, Lee	1
New Vernon, Sarasota	1
New York, Broward	1
Newport Beach, Palm Beach	1
North Adams, Manatee	1
North Little Rock, Palm Beach	1
Myakka, Duval	1
Missing, Baker	1
Middleburg, Unknown	1
Milford, Palm Beach	1
Milford, Polk	1
Minneapolis, Broward	1
Melbourne, Dade	1
Melbourne, Orange	1
Miami Beach, Palm Beach	1
Miami Granders, Dade	1
Johns Island, Wakulla	1
Killarney, Orange	1
Knoxville, Duval	1
Havanna, Gadsden	1
Jacksonville, Palm Beach	1
Hilliard, Dade	1
Hollywood, Leon	1
Holt, Unknown	1
Homestead, Monroe	1
Humble, Broward	1
Green, Clay	1
Greensburg, Orange	1
Greenville, Monroe	1
Gulf Shores, Escambia	1
Maitland, Unknown	1
Matlacha Island, Lee	1
Los Angeles, Polk	1
Lakeland, Pasco	1
Lakewood, Unknown	1
Lake City, Volusia	1
Opalocka, Dade	1
Orlando, Union	1
Ovido, Seminole	1
Oxford, Palm Beach	1
Oakland, Leon	1
Ocala, Alachua	1
Okeechobee, St. Lucie	1

COVID-19: characteristics of 2,115,191 Florida resident cases

Data through Apr 15, 2021 verified as of Apr 16, 2021 at 09:25 AM

Data in this report are provisional and subject to change.

The table below includes the cities and counties of residence for cases in Florida residents based on the patient's ZIP Code. Note that city is not always received as part of the initial notification and may be missing while the case is being investigated.

City and county	Cases
North Canton, Palm Beach	1
Miamf, Dade	1
Miami G, Dade	1
Miami, Collier	1
Miami, St. Lucie	1
Marshall, Palm Beach	1
New Richmond, Volusia	1
Rio Dell, Volusia	1
Rochelle, Volusia	1
Saint Cloud, Lee	1
Saint Johns, Orange	1
San Antonio, Sarasota	1
San Antonio, Unknown	1
Sanford, Volusia	1
Shannon, Collier	1
Soddy Daisy, Broward	1
Soldotna, Broward	1
South Burlington, Orange	1
Sarasota, Hillsborough	1
Panama City, Walton	1
Palm Coast, Duval	1
Perry, Leon	1
Perth Amboy, Monroe	1
Port Saint Lucie, Orange	1
Princeton, Alachua	1
Provincetown, Collier	1
Steinhatchee, Madison	1
Spring Park, Alachua	1
Tamarac, Seminole	1
Tampa, Volusia	1
Tangerine, Seminole	1
Tewksbury, Orange	1
Toms River, Dade	1
Wesley Chapel, Alachua	1
Wheaton, Lee	1
Wilmington, Broward	1
Umatilla, Alachua	1
University Of Central Florida, Monroe	1
Virginia Beach, Hernando	1
Waco, Broward	1
Washington, Broward	1
Winter Park, Osceola	1
Wood River, Polk	1
Worcester, Palm Beach	1
Winter Park, Alachua	1
Fort Myers, Dade	1
Grassy Key, Monroe	1
Floral, Escambia	1
Jersey City, Polk	1
Jamaica, Broward	1
Haverford, Hillsborough	1
Herrin, Orange	1
Jacksonville, Manatee	1
Gainesville, Baker	1
Gilmer, Dade	1
Haledon, Dade	1
Jupiter, Unknown	1
Kingsland, Duval	1
Kissimmee, Brevard	1

COVID-19: characteristics of 2,115,191 Florida resident cases

Data through Apr 15, 2021 verified as of Apr 16, 2021 at 09:25 AM

Data in this report are provisional and subject to change.

The table below includes the cities and counties of residence for cases in Florida residents based on the patient's ZIP Code. Note that city is not always received as part of the initial notification and may be missing while the case is being investigated.

City and county	Cases
Lake In The Hills, Columbia	1
Lake Placid, Alachua	1
Lake Worth Beach, Broward	1
Lander, Citrus	1
Las Vegas, Orange	1
Los Angeles, Palm Beach	1
Marianna, Calhoun	1
Lemoyne, Manatee	1
Lawrence Township, Palm Beach	1
Lyndhurst, Broward	1
Magnolia Square, Osceola	1
Maitland, Alachua	1
Bronx, Broward	1
Carol Stream, Orange	1
Castleberry, Escambia	1
Buffalo, Palm Beach	1
Bryant, Alachua	1
Apo, Pasco	1
Apopka, Flagler	1
99, Unknown	1
Alanson, Bay	1
Aollywoss, Dade	1
Boca Raton, Unknown	1
Bohealia, Lee	1
Blowing Rock, Polk	1
Belleair, Hillsborough	1
Dorchester, Orange	1
Estero, Collier	1
Fanning Springs, Levy	1
Felton, Manatee	1
Deland, Polk	1
Cumberland, Palm Beach	1
Dade City, Hillsborough	1
Dallas, Lee	1
De Leon Springs, Putnam	1
Dearborn, Lee	1
Clear Brook, Lee	1
Charlotte, Pasco	1
Crestview, Holmes	1
College Station, Lake	1
Columbus, Brevard	1
Cookeville, Seminole	1
Zolfo Springs, Polk	1
Wells, Polk	1
Winter Garden, Pinellas	1
Yukon, Broward	1
Winter Park, Broward	1
Westbrook, Dade	1
Wichita, Volusia	1
Winder Garden, Orange	1
Windermere, Leon	1
Windermere, Osceola	1
Windermere, Seminole	1
Winter Garden, Broward	1
Washington, Unknown	1
Venice, Unknown	1
Tulsa, Orange	1
Sun City Center, Hardee	1
Tiffin, Highlands	1

COVID-19: characteristics of 2,115,191 Florida resident cases

Data through Apr 15, 2021 verified as of Apr 16, 2021 at 09:25 AM

Data in this report are provisional and subject to change.

The table below includes the cities and counties of residence for cases in Florida residents based on the patient's ZIP Code. Note that city is not always received as part of the initial notification and may be missing while the case is being investigated.

City and county	Cases
Tallahassee, Duval	1
Tallahassee, Unknown	1
Tampa, Palm Beach	1
Tavares, Marion	1
Temple Terrace, Pasco	1
Spring Hill , Hernando	1
Spring Hill, Dade	1
Spring Hill, Pinellas	1
Starke, Clay	1
Stone Mountain, Palm Beach	1
Saint Cloud, Unknown	1
Saint Johns, Unknown	1
Shelton, Manatee	1
Sodus, Charlotte	1
Saint Petersburg, St. Lucie	1
Sandford, Seminole	1
Sarasota, Flagler	1
Saxis, Lee	1
Schenectady, Polk	1
Sebring, Lee	1
Plantation, Orange	1
Pompano Beach, Martin	1
Port Everglades, Broward	1
Potomac, Palm Beach	1
Rye, Duval	1
Rex, Duval	1
Parker, Dade	1
Parker, Leon	1
Peoria, Unknown	1
Palm Coast, Polk	1
Pacifica, Dade	1
Orlando, Columbia	1
Orlando, Indian River	1
Orem, Broward	1
Oviedo, Brevard	1
Orlando, Sarasota	1
Navarre, Dade	1
North Pole, Seminole	1
North Port, Lee	1
Orange Park , Duval	1
Ocoee, Osceola	1
Okeechobee, Broward	1
Old Town, Alachua	1
Omaha, Palm Beach	1
Ona, Manatee	1
Oooooo, Unknown	1
New Orleans, Palm Beach	1
Newark, Broward	1
Newburgh, Bay	1
East Hampton, Palm Beach	1
Deland, St. Lucie	1
Deltona, Orange	1
Cartersville, Unknown	1
Cypress, Leon	1
Davenport, Orange	1
Daytona Beach, Unknown	1
Fort Myers-, Lee	1
Fort Pierce, Unknown	1
Fort Myers, Manatee	1

COVID-19: characteristics of 2,115,191 Florida resident cases

Data through Apr 15, 2021 verified as of Apr 16, 2021 at 09:25 AM

Data in this report are provisional and subject to change.

The table below includes the cities and counties of residence for cases in Florida residents based on the patient's ZIP Code. Note that city is not always received as part of the initial notification and may be missing while the case is being investigated.

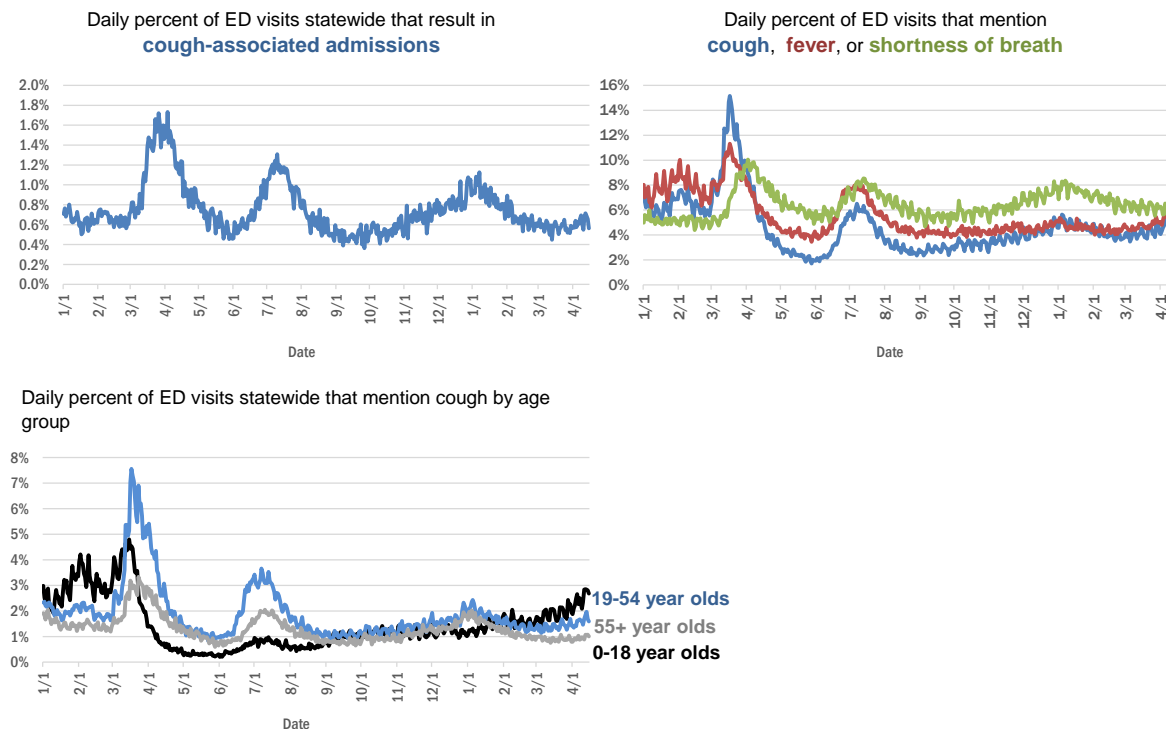
City and county	Cases
Granada Hills, Broward	1
Guilford, Dade	1
Hailandale, Unknown	1
Foley, Escambia	1
Columbus, Dade	1
Conway, Leon	1
Coventry, Broward	1
Clermont, Seminole	1
Clermont, Volusia	1
Clewiston, Glades	1
Bridgeport, Dade	1
Bronx, Palm Beach	1
Cambridge, Broward	1
Altoona, Marion	1
Anaheim, Unknown	1
Argyle, Walton	1
Athens, Duval	1
Bogota, Orange	1
Bradenton, Dade	1
Bradenton, Osceola	1
Gainesville, Duval	1
Harrison, Pinellas	1
Holly Ridge, Orange	1
Homeless, Polk	1
Homosassa, Hernando	1
Largo, Unknown	1
Lake City, Hamilton	1
Jerusalem, St. Johns	1
La Grange, Dade	1
Leesburg, Marion	1
Lehigh Acres, Dade	1
Lewisburg, Pasco	1
Littleton, Dade	1
Los Angeles Ca, Unknown	1
Los Angeles, Hardee	1
Macdill Air Force Base, Hillsborough	1
Miami, Manatee	1
Miami Lakes, Unknown	1
Middlesburg, Duval	1
Miami Beach, Broward	1
Margate, Dade	1
Marshall, Dade	1
Mary Esther, Unknown	1
Medford, Palm Beach	1
Total	2,115,191

COVID-19: additional surveillance information

Data through Apr 15, 2021 verified as of Apr 16, 2021 at 09:25 AM

Data in this report are provisional and subject to change.

Statewide emergency department (ED) chief complaint and admission data



The Electronic Surveillance System for the Early Notification of Community-Based Epidemics (ESSENCE-FL) includes chief complaint data from 211 of 211 Florida EDs. Data are transmitted electronically to ESSENCE-FL daily or hourly.

COVID-19: testing by laboratory

Data through Apr 15, 2021 verified as of Apr 16, 2021 at 09:25 AM

Data in this report are provisional and subject to change.

The numbers in the table below represent the number of Florida and non-Florida residents for whom test results were received by the Department of Health. A person can be tested by more than one laboratory and can have both positive and negative results. **Therefore, the sum of the numbers in each column will be larger than the total number of people tested.**

Reporting lab	Inconclusive	Negative	Positive	Percent positive	Total
CURATIVE LABS	15,823	1,711,599	266,808	13%	1,994,230
LABORATORY CORPORATION OF AMERICA	2,617	1,670,010	227,328	12%	1,899,955
QUEST DIAGNOSTICS	12,134	1,405,194	206,576	13%	1,623,904
BIO REFERENCE LABORATORIES, INC	7,568	964,066	186,079	16%	1,157,713
HELIX	9,816	711,948	125,039	15%	846,803
REALTOX LABS LLC	6,830	617,636	101,565	14%	726,031
NOMI_HEALTH	3,279	531,847	74,108	12%	609,234
RCA LABORATORY SERVICES, LLC/GENETWORX		464,963	51,652	10%	516,615
GENETWORX	661	390,598	32,994	8%	424,253
CDR MAGUIRE - HEALTH CARE CENTER		338,622	51,562	13%	390,184
PALM BEACH BALLPARK		332,025	36,896	10%	368,921
PWNHEALTH	1,965	279,537	38,512	12%	320,014
IMPACT HEALTH BIOMETRIC TESTING, INC	1,046	230,850	27,816	11%	259,712
EAST FLORIDA STATE COLLEGE - BREVARD		212,886	26,986	11%	239,872
BPHL-JACKSONVILLE	18	198,019	33,996	15%	232,033
ADVENTHEALTH LAB	99	180,823	23,229	11%	204,151
FULGENT DIAGNOSTICS LABORATORY	3,943	175,721	20,144	10%	199,808
NOMI HEALTH LAB SERVICES		172,680	19,986	10%	192,666
BPHL-MIAMI	225	157,504	26,514	14%	184,243
MAKO GENOMICS	8,203	145,975	26,891	15%	181,069
CB SMITH PARK		150,114	18,792	11%	168,906
MAYO CLINIC LABORATORIES	340	143,204	17,761	11%	161,305
BAYCARE LABORATORIES LLC	650	143,737	12,231	8%	156,618
ELABNETWORK	1,059	139,154	11,935	8%	152,148
MEMORIAL REGIONAL HOSPITAL SOUTH	31	122,967	24,859	17%	147,857
AEGIS SCIENCES CORPORATION	1,233	124,011	20,247	14%	145,491
ORLANDO HEALTH SYSTEM	686	128,272	13,006	9%	141,964
ASCENSION SACRED HEART HOSPITAL - PENSACOLA	2	118,141	18,078	13%	136,221
BIOCOLLECTIONS WORLDWIDE, INC	755	114,875	13,759	11%	129,389
NORTHWEST LABORATORY	247	121,103	6,478	5%	127,828
AKESOGEN		99,584	19,258	16%	118,842
TESTING MATTERS INC	1,035	98,996	18,099	15%	118,130
ADVENT HEALTH LAB	112	101,258	13,955	12%	115,325
MEDICAL DIAGNOSTIC LABORATORIES	977	98,604	14,221	12%	113,802
BPHL-TAMPA (SPECTRUM BLVD)	46	93,711	17,341	16%	111,098
UF HEALTH MEDICAL LAB	33	101,149	9,587	9%	110,769
TAMPA GENERAL HOSPITAL	4	98,588	9,424	9%	108,016
DIATHERIX LABORATORIES (VRL EUROFINS)	1	87,996	13,028	13%	101,025
BAPTIST HEALTH SOUTH FLORIDA	388	85,318	12,856	13%	98,562
KORVALABS, INC	1,285	91,830	4,713	5%	97,828
SUNPATH MEDICAL DIAGNOSTICS LABORATORY	840	79,434	12,261	13%	92,535
ASCENSION ST VINCENT'S - RIVERSIDE	1	74,990	10,377	12%	85,368
LAKELAND REGIONAL MEDICAL CENTER	170	71,724	9,259	11%	81,153
SOUTH MIAMI HOSPITAL LAB	464	70,694	9,981	12%	81,139
JACKSON MEMORIAL HOSPITAL CLINICAL LAB	79	68,054	11,988	15%	80,121
INGENIOUS PERSONALIZED MEDICINE	234	59,313	12,012	17%	71,559

COVID-19: testing by laboratory

Data through Apr 15, 2021 verified as of Apr 16, 2021 at 09:25 AM

Data in this report are provisional and subject to change.

The numbers in the table below represent the number of Florida and non-Florida residents for whom test results were received by the Department of Health. A person can be tested by more than one laboratory and can have both positive and negative results. **Therefore, the sum of the numbers in each column will be larger than the total number of people tested.**

Reporting lab	Inconclusive	Negative	Positive	Percent positive	Total
UF HEALTH SHANDS HOSPITAL	518	65,502	4,696	7%	70,716
AMERICAN HEALTH ASSOCIATES	9	63,188	5,275	8%	68,472
MINUTECLINIC LLC		53,846	9,224	15%	63,070
APPLIED INGENUITY DIAGNOSTICS LLC		59,957	2,969	5%	62,926
AIT LABORATORIES		54,763	6,734	11%	61,497
BAPTIST HEALTH - JACKSONVILLE	4	53,328	4,095	7%	57,427
GENESIS REFERENCE LABORATORIES		50,792	5,395	10%	56,187
ARUP LABORATORIES	16	50,098	2,927	6%	53,041
ADVENTIST HEALTH SYSTEMS SUNBELT INC DBA		46,993	5,993	11%	52,986
TALLAHASSEE MEMORIAL HOSPITAL	241	46,393	5,580	11%	52,214
SARASOTA MEMORIAL HOSPITAL MAIN LAB	12	47,712	4,034	8%	51,758
BROWARD GENERAL MEDICAL CENTER-CLINICAL LAB	2	45,050	4,912	10%	49,964
NICKLAUS CHILDREN'S HOSPITAL	73	43,212	5,560	11%	48,845
FLORIDA HOSPITAL - TAMPA	37	44,046	3,522	7%	47,605
VIRACOR EUROFINS		35,933	9,843	22%	45,776
DWIC OF TAMPA BAY INC		39,711	5,264	12%	44,975
MILLENNIUM PHYSICIAN GROUP	17	36,708	7,188	16%	43,913
MEDFAST URGENT CARE CENTERS, LLC	20	37,648	5,728	13%	43,396
UNIVERSITY OF MIAMI HOSPITAL	153	38,758	3,894	9%	42,805
LEE HEALTH - CAPE CORAL HOSPITAL	3	36,544	5,872	14%	42,419
AMELIA EARHART		35,407	5,755	14%	41,162
UF HEALTH JACKSONVILLE	56	36,825	4,173	10%	41,054
ECCO LAB GROUP CO	536	34,325	4,726	12%	39,587
INTEGRATED REGIONAL LABORATORIES LLP	13	34,089	4,774	12%	38,876
ORANGE COUNTY CONVENTION CENTER		33,330	3,715	10%	37,045
MOUNT SINAI MEDICAL CENTER	13	32,454	3,450	10%	35,917
NORTH FLORIDA REGIONAL MEDICAL CENTER		32,128	3,611	10%	35,739
WALGREENS	36	30,071	5,564	16%	35,671
MIAMI DADE COUNTY		32,091	3,527	10%	35,618
ST JOSEPHS HOSPITAL LABORATORY	23	30,649	3,869	11%	34,541
BRANDON REGIONAL HOSPITAL		30,547	3,970	12%	34,517
NIGHT LITE PEDIATRIC CENTER LLC		30,096	3,197	10%	33,293
STS LAB 2 LLC	6	31,429	1,710	5%	33,145
JUPITER MEDICAL CENTER LAB	87	29,912	2,896	9%	32,895
GENESIS MEDICAL LABORATORY	446	27,522	4,908	15%	32,876
JFK MEDICAL CENTER LAB	1	27,636	3,496	11%	31,133
PALMETTO GENERAL HOSPITAL LAB	3	25,616	4,961	16%	30,580
HOLY CROSS HOSPITAL CLINICAL LAB	1	27,540	2,606	9%	30,147
WATSON CLINIC LLP		24,266	5,626	19%	29,892
AVENTUS BIO LABS	16	25,208	3,510	12%	28,734
MALABAR MEDICAL WALK IN CLINIC	1	22,715	4,457	16%	27,173
HEALTHLINK DIAGNOSTIC LABORATORIES	296	24,235	2,438	9%	26,969
INFINITY BIOLOGIX LLC (GINKO BIOWORKS)	112	25,573	1,209	4%	26,894
ACCESS DX LABORATORY	228	23,261	2,124	8%	25,613

COVID-19: testing by laboratory

Data through Apr 15, 2021 verified as of Apr 16, 2021 at 09:25 AM

Data in this report are provisional and subject to change.

The numbers in the table below represent the number of Florida and non-Florida residents for whom test results were received by the Department of Health. A person can be tested by more than one laboratory and can have both positive and negative results. **Therefore, the sum of the numbers in each column will be larger than the total number of people tested.**

Reporting lab	Inconclusive	Negative	Positive	Percent positive	Total
MIAMI BEACH CONVENTION CENTER		23,710	1,861	7%	25,571
CLEVELAND CLINIC TRADITION HOSPITAL		23,559	1,846	7%	25,405
CLEVELAND CLINIC HOSPITAL LAB	4	22,635	2,541	10%	25,180
MORTON PLANT HOSPITAL-ADLER INSTITUTE	26	22,150	2,717	11%	24,893
LAB DIAGNOSTICS LLC	396	18,026	5,365	23%	23,787
SAINT MARY'S MEDICAL CENTER	26	21,299	2,371	10%	23,696
DRS CLACK SPENCER WHITE & MCCORMACK PA D/B/A		21,517	2,115	9%	23,632
PANCARE OF FLORIDA INC		20,946	2,532	11%	23,478
UNITED CLINICAL LABORATORY LLC	3	20,481	2,665	12%	23,149
STATLAB_MOBILE	1	20,486	2,061	9%	22,548
BAYFRONT HEALTH - ST PETERSBURG	17	19,562	2,599	12%	22,178
NAPLES COMMUNITY HOSPITAL	74	19,882	2,057	9%	22,013
PATIENTS FIRST LAKE ELLA MEDICAL CENTER PA		18,168	3,295	15%	21,463
ADVENT HEALTH - DAYTONA BEACH	32	18,890	1,737	8%	20,659
EXACT SCIENCES LABORATORIES	1	18,177	2,307	11%	20,485
OSCEOLA REGIONAL MEDICAL CENTER	1	17,634	2,439	12%	20,074
LEESBURG REGIONAL MEDICAL CENTER		17,664	2,407	12%	20,071
HOMESTEAD HOSPITAL CLINICAL LABORATORY	27	16,395	3,448	17%	19,870
CLARITY LAB SOLUTIONS	104	17,598	2,065	10%	19,767
MEMORIAL HOSPITAL JACKSONVILLE	8	16,369	2,844	15%	19,221
NORTHWEST MEDICAL CENTER	1	16,813	2,317	12%	19,131
SYNERGY DIAGNOSTIC LABORATORY	98	16,496	2,243	12%	18,837
ORANGE PARK MEDICAL CENTER	9	15,570	2,774	15%	18,353
VISTA CLINICAL DIAGNOSTICS	490	15,786	1,977	11%	18,253
INDIAN RIVER PATHOLOGY LLC		16,787	1,302	7%	18,089
BETHESDA HOSPITAL EAST		16,437	1,607	9%	18,044
OAK HILL HOSPITAL		15,924	1,940	11%	17,864
DELRAY MEDICAL CENTER LAB	3	15,996	1,758	10%	17,757
LAWNWOOD REGIONAL MEDICAL CENTER	1	15,111	2,360	14%	17,472
HEALTH CENTER AT SINAI RESIDENCES		16,929	506	3%	17,435
MEMORIAL REGIONAL HOSPITAL CLINICAL LABORATORY	10	16,149	1,067	6%	17,226
BIOCERNA LABS	461	14,582	2,112	12%	17,155
WEST KENDALL BAPTIST HOSPITAL	14	13,941	3,151	18%	17,106
ACCESS MEDICAL LABORATORIES	4	8,756	8,333	49%	17,093
ADVENTHEALTH CENTRA CARE LAKE BUENA VISTA		14,846	2,012	12%	16,858
BAPTIST HEALTH - SOUTH		15,535	1,286	8%	16,821
THE HEALTHCARE DISTRICT OF PALM BEACH COUNTY	51	14,633	2,063	12%	16,747
LARGO MEDICAL CENTER		14,657	1,746	11%	16,403
WINTER HAVEN HOSPITAL CLINICAL LABORATORY	4	13,918	2,454	15%	16,376
LABS ASAP LLC		14,861	1,500	9%	16,361
FULGENT DIAGNOSTICS	171	15,145	996	6%	16,312
MEDRITE MEDICAL CARE, PC	6,839	8,626	834	5%	16,299
WELLINGTON REGIONAL MED CTR LAB	6	14,468	1,799	11%	16,273
NEMOURS CHILDRENS HOSPITAL	1	15,269	947	6%	16,217

COVID-19: testing by laboratory

Data through Apr 15, 2021 verified as of Apr 16, 2021 at 09:25 AM

Data in this report are provisional and subject to change.

The numbers in the table below represent the number of Florida and non-Florida residents for whom test results were received by the Department of Health. A person can be tested by more than one laboratory and can have both positive and negative results. **Therefore, the sum of the numbers in each column will be larger than the total number of people tested.**

Reporting lab	Inconclusive	Negative	Positive	Percent positive	Total
MOLECULAR INFECTIOUS DISEASES	614	14,823	682	4%	16,119
UHEALTH CORAL GABLES/LENNAR MED CTR	51	14,706	1,066	7%	15,823
BAPTIST HEALTHCARE - BAPTIST HOSPITAL	6	12,523	3,266	21%	15,795
MEDICAL CENTER OF TRINITY CLINICAL LABORATORY	2	14,114	1,597	10%	15,713
PRIVA PATH LABS	80	14,586	1,005	6%	15,671
PALMS WEST HOSPITAL LAB	2	13,562	2,078	13%	15,642
LEE HEALTH - LEE MEMORIAL HOSPITAL		11,910	3,700	24%	15,610
WEST FLORIDA HOSPITAL LAB	1	12,166	3,103	20%	15,270
NATIONWIDE LABORATORY SERVICES INC	533	12,825	1,759	12%	15,117
WESTSIDE REGIONAL MED CTR	2	12,771	2,180	15%	14,953
MERCY HOSPITAL A CAMPUS OF PLANTATION GEN HOSP LAB	1	12,678	2,245	15%	14,924
CARDIOPATH	84	12,875	1,902	13%	14,861
GOOD SAMARITAN MEDICAL CENTER LAB	2	12,994	1,865	13%	14,861
NONA SCIENTIFIC	5	11,532	3,168	22%	14,705
REGIONAL MEDICAL CENTER BAYONET POINT	2	13,452	1,149	8%	14,603
INDIAN RIVER MEDICAL CENTER LAB		13,669	852	6%	14,521
THE VILLAGES REGIONAL HOSPITAL		12,976	1,408	10%	14,384
GULF COAST MEDICAL CENTER MICROLAB		11,170	2,958	21%	14,128
AVENTURA HOSPITAL LAB		11,237	2,560	19%	13,797
CORAL GABLES HOSPITAL CLINICAL LABORATORY		11,688	2,049	15%	13,737
BAPTIST HEALTH SOUTH FLORIDA - WEST KENDALL URGENT CARE		11,283	2,218	16%	13,501
CAPITAL REGIONAL MEDICAL CTR		10,967	2,445	18%	13,412
BLAKE MEDICAL CENTER		11,761	1,587	12%	13,348
WEST BOCA MEDICAL CENTER LAB		12,346	967	7%	13,313
HALIFAX MEDICAL CENTER LAB	38	11,279	1,950	15%	13,267
PRECISION HEALTH RESOURCES LLC		12,366	849	6%	13,215
ST ANTHONY'S HOSPITAL LAB	30	11,415	1,616	12%	13,061
MANATEE MEMORIAL HOSPITAL		11,934	1,089	8%	13,023
LEE HEALTH - HEALTH PARK MEDICAL CENTER		10,968	2,024	16%	12,992
PALM BEACH GARDENS MEDICAL CTR LAB		11,527	1,245	10%	12,772
ST JOSEPHS HOSPITAL	18	10,647	1,784	14%	12,449
GENOVA DIAGNOSTICS LABORATORY	68	11,257	1,102	9%	12,427
FLORIDA LABORATORY ANALYSIS		10,884	1,527	12%	12,411
PATHNOSTICS	43	9,826	2,447	20%	12,316
PLANTATION GENERAL HOSPITAL		10,350	1,866	15%	12,216
LAKE CITY MEDICAL CENTER		9,881	2,290	19%	12,171
FLORIDA HOSPITAL HEARTLAND MED CTR CLINICAL LAB	33	10,623	1,504	12%	12,160
PHYSICIANS REGIONAL MEDICAL CENTER - PINE RIDGE RD	1	10,920	1,234	10%	12,155
LAKE CITY HM		11,147	988	8%	12,135
BINAXNOW	9	9,181	2,901	24%	12,091
PWN HEALTH	17	9,951	2,080	17%	12,048
LARKIN COMMUNITY HOSPITAL	10	10,488	1,541	13%	12,039
CernerELR_Advent		10,505	1,460	12%	11,965
FLORIDA HOSPITAL WATERMAN LABORATORY	70	10,997	863	7%	11,930
COAST DIAGNOSTICS LLC	45	10,440	1,257	11%	11,742
ST MARKS HOSPITAL LABORATORY B	78	10,627	1,002	9%	11,707

COVID-19: testing by laboratory

Data through Apr 15, 2021 verified as of Apr 16, 2021 at 09:25 AM

Data in this report are provisional and subject to change.

The numbers in the table below represent the number of Florida and non-Florida residents for whom test results were received by the Department of Health. A person can be tested by more than one laboratory and can have both positive and negative results. **Therefore, the sum of the numbers in each column will be larger than the total number of people tested.**

Reporting lab	Inconclusive	Negative	Positive	Percent positive	Total
FLORIDA MEDICAL CENTER - A CAMPUS OF NORTH SHORE	2	10,285	1,416	12%	11,703
EXPRESS GENE MOLECULAR DIAGNOSTICS LABORATORY	1	10,069	1,531	13%	11,601
CENTRAL FLORIDA REGIONAL HOSPITAL		10,308	1,215	11%	11,523
ADVENTHEALTH CENTRA CARE WATERFORD LAKES		9,637	1,885	16%	11,522
VIKOR SCIENTIFIC	49	9,580	1,845	16%	11,474
MEASE COUNTRYSIDE LAB	14	10,126	1,285	11%	11,425
ADVENT HEALTH - WESLEY CHAPEL	14	10,335	1,073	9%	11,422
DOCTORS HOSPITAL	7	9,537	1,796	16%	11,340
NORTHSIDE HOSPITAL AND HEART INSTITUTE		10,161	1,115	10%	11,276
AMERICAN FAMILY CARE	1	6,614	4,519	41%	11,134
JOHNS HOPKINS ALL CHILDREN'S HOSPITAL		10,396	700	6%	11,096
CORAL SPRINGS MED CTR		9,979	1,076	10%	11,055
LEE DAVIS COMMUNITY RESOURCE CENTER		9,406	1,612	15%	11,018
SARKIS CLINICAL TRIALS	25	9,635	1,335	12%	10,995
FLORIDA HOSPITAL DELAND	10	9,650	1,300	12%	10,960
LEON MEDICAL CENTERS LLC		8,708	2,195	20%	10,903
HEALTHQUEST ESOTERICS		9,260	1,572	15%	10,832
BAPTIST HEALTH SOUTH FLORIDA - COUNTRY WALK URGENT CARE		8,926	1,899	18%	10,825
NCF DIAGNOSTICS & DNA TECHNOLOGIES LAB	167	10,030	539	5%	10,736
FAU		9,848	866	8%	10,714
ADVENTHEALTH CENTRA CARE ST CLOUD	1	9,106	1,487	14%	10,594
WEST PALM HOSPITAL LAB		9,730	813	8%	10,543
LARKIN COMMUNITY HOSPITAL INC DBA CARDIOTROPIC		6,819	3,620	35%	10,439
LABSTAT LLC	23	9,836	478	5%	10,337
SYNERGY LABORATORIES	34	9,103	1,175	11%	10,312
GENE BY GENE, GENOMICS RESEARCH CENTER LAB	44	9,410	616	6%	10,070
AVECINA MEDICAL	4	6,205	3,852	38%	10,061
MEDARBOR DIAGNOSTICS	1	8,911	1,149	11%	10,061
OCALA REGIONAL MEDICAL CENTER		8,804	1,242	12%	10,046
H LEE MOFFITT CANCER CENTER LABORATORY	2	9,739	265	3%	10,006
BROWARD HEALTH NORTH CLINICAL LABORATORY		8,844	1,101	11%	9,945
FLORIDA HOSPITAL FLAGLER	29	8,988	921	9%	9,938
P4 CLINICAL, LLC	205	8,710	971	10%	9,886
SRQ DRIVE THROUGH		8,944	905	9%	9,849
NORTH SHORE MEDICAL CENTER		8,143	1,603	16%	9,746
AVECINA	20	9,006	704	7%	9,730
PALM BEACH BALL PARK		8,607	1,029	11%	9,636
FLORIDA HOSPITAL OF CARROLLWOOD	23	8,259	1,346	14%	9,628
BOSTON HEART DIAGNOSTICS CORP		8,415	1,208	13%	9,623
LEE HEALTH - GULF COAST MEDICAL CENTER	2	7,776	1,774	19%	9,552
FLORIDA HOSPITAL ZEPHYRHILLS	10	8,471	1,065	11%	9,546
SANTA ROSA MEDICAL CENTER	2	7,773	1,505	16%	9,280
ADVENTHEALTH CENTRA CARE CLERMONT		7,920	1,257	14%	9,177
BAPTIST HEALTH - BEACHES		8,491	669	7%	9,160
ADVENTHEALTH CENTRA CARE UNIVERSITY	1	8,092	1,059	12%	9,152
INFORM DIAGNOSTICS, INC		8,579	513	6%	9,092

COVID-19: testing by laboratory

Data through Apr 15, 2021 verified as of Apr 16, 2021 at 09:25 AM

Data in this report are provisional and subject to change.

The numbers in the table below represent the number of Florida and non-Florida residents for whom test results were received by the Department of Health. A person can be tested by more than one laboratory and can have both positive and negative results. **Therefore, the sum of the numbers in each column will be larger than the total number of people tested.**

Reporting lab	Inconclusive	Negative	Positive	Percent positive	Total
ANNE BATES LEACH EYE HOSPITAL/ ABLEH MICROBIOLOGY LABORATORY	9	8,944	127	1%	9,080
NCH DOWNTOWN NAPLES HOSPITAL	17	8,314	736	8%	9,067
INDIAN RIVER MEDICAL CENTER		7,999	1,061	12%	9,060
CERNERELR_BAYCARE	43	8,320	616	7%	8,979
FLORIDA HOSPITAL Ocala		7,936	1,032	12%	8,968
BAPTIST HEALTH SOUTH FLORIDA - MIAMI LAKES URGENT CARE		7,051	1,911	21%	8,962
CLEVELAND CLINIC MARTIN SOUTH HOSPITAL	1	7,997	954	11%	8,952
ADVENTHEALTH CENTRA CARE WINTER PARK		8,007	933	10%	8,940
ADVENTHEALTH CENTRA CARE WINTER GARDEN	1	7,911	1,019	11%	8,931
CLEVELAND CLINIC MARTIN NORTH HOSPITAL		7,902	958	11%	8,860
BAYCARE COMMUNITY HEALTH		8,658	199	2%	8,857
MEMORIAL HOSPITAL WEST LABORATORY SERVICES	14	8,051	791	9%	8,856
SOUTH BAY HOSPITAL CLINICAL LAB	1	7,872	930	11%	8,803
MEMORIAL HOSPITAL MICRO		8,145	576	7%	8,721
KD MEDICAL CHOICE LLC	5	7,907	770	9%	8,682
ST LUCIE MEDICAL CENTER		6,936	1,578	19%	8,514
POINCIANA MEDICAL CENTER		6,716	1,798	21%	8,514
ADVENTHEALTH CENTRA CARE LAKE LAND	1	7,324	1,143	13%	8,468
WEST MARION COMMUNITY HOSPITAL LAB		7,043	1,360	16%	8,403
NCH NORTH NAPLES HOSPITAL	9	7,561	794	9%	8,364
AVCINA MEDICAL OAKLEAF	3	6,977	1,330	16%	8,310
ISPM LABS, LLC DBA CAPSTONE DIAGNOSTICS, LLC		7,859	397	5%	8,256
ADVENTHEALTH CENTRA CARE LEE ROAD		7,352	874	11%	8,226
CERNERELR_BAPTISTMIAMI	31	7,313	862	11%	8,206
LAKEWOOD RANCH MEDICAL CENTER		7,521	637	8%	8,158
FLORIDA HOSPITAL FISH MEMORIAL	19	6,912	1,199	15%	8,130
PARAMOUNT URGENT CARE	3	4,811	3,312	41%	8,126
ADVENTHEALTH CENTRA CARE HUNTERS CREEK	3	6,916	1,069	13%	7,988
ATLANTIS URGENT CARE	12	6,249	1,722	22%	7,983
MORTON PLANT-MEASE	5	7,177	785	10%	7,967
QDX PATHOLOGY SERVICES	2	7,437	420	5%	7,859
ARCPPOINT LABS OF FORT MYERS	5	6,910	935	12%	7,850
ADVENTHEALTH CENTRA CARE DR PHILLIPS		7,066	782	10%	7,848
ADVENTHEALTH CENTRA CARE SANFORD		6,882	957	12%	7,839
BAYFRONT HEALTH - PORT CHARLOTTE		7,156	600	8%	7,756
BAPTIST HEALTH SOUTH FLORIDA - WESTCHESTER URGENT CARE		6,368	1,368	18%	7,736
LEE HEALTH CONVENIENT CARE - PAGE FIELD		6,775	841	11%	7,616
HIALEAH HOSPITAL	4	5,936	1,662	22%	7,602
ADVENTHEALTH CENTRA CARE LAKE MARY	2	6,587	989	13%	7,578
NCH NORTH NAPLES HOSPITAL	15	6,733	830	11%	7,578
EMERALD COAST URGENT CARE		5,925	1,626	22%	7,551
ADVENTHEALTH CENTRA CARE APOPKA	1	6,455	1,072	14%	7,528
ADVENTHEALTH CENTRA CARE MOUNT DORA		6,320	1,131	15%	7,451
BAPTIST HEALTH SOUTH FLORIDA - DORAL URGENT CARE		5,988	1,461	20%	7,449
ADVENTIST HEALTH SYSTEMS, SUNBELT INC		6,431	990	13%	7,421
ADVENTHEALTH CENTRA CARE KISSIMMEE		6,594	745	10%	7,339

COVID-19: testing by laboratory

Data through Apr 15, 2021 verified as of Apr 16, 2021 at 09:25 AM

Data in this report are provisional and subject to change.

The numbers in the table below represent the number of Florida and non-Florida residents for whom test results were received by the Department of Health. A person can be tested by more than one laboratory and can have both positive and negative results. **Therefore, the sum of the numbers in each column will be larger than the total number of people tested.**

Reporting lab	Inconclusive	Negative	Positive	Percent positive	Total
OVIEDO MEDICAL CENTER		6,561	747	10%	7,308
SPORTS DRUG TESTING LABORATORY	115	6,989	182	2%	7,286
EGLIN AIR FORCE BASE	14	5,558	1,689	23%	7,261
BAPTIST HEALTH - NASSAU		6,870	361	5%	7,231
HOLIDAY CVS LLC		6,740	382	5%	7,122
MEDEXPRESS URGENT CARE OF BOYNTON BEACH LLC		6,542	579	8%	7,121
COMMUNITY HEALTH CENTERS OF PINELLAS INC	1	5,741	1,349	19%	7,091
MEDEXPRESS URGENT CARE	2	4,869	2,165	31%	7,036
IMPERIAL POINT MEDICAL CENTER		6,401	614	9%	7,015
AVERO DIAGNOSTICS - IRVING	11	6,512	475	7%	6,998
EMPIRE CITY LABORATORIES INC	89	5,925	976	14%	6,990
ADVENTHEALTH CENTRA CARE ALTAMONTE		6,087	872	13%	6,959
SUNCOAST PATHOLOGY ASSOCIATES		6,335	590	9%	6,925
ST PETERSBURG GENERAL HOSPITAL		5,912	1,011	15%	6,923
MINUTECLINIC LLC		5,849	1,033	15%	6,882
LUMINUS DIAGNOSTICS		6,283	556	8%	6,839
UNKNOWN	5	3,519	3,312	48%	6,836
ADVENTHEALTH EXPRESS CARE		5,614	1,177	17%	6,791
DYNIX DIAGNOSTIX		6,121	657	10%	6,778
MEDEXPRESS URGENT CARE HUDSON		5,782	945	14%	6,727
ACUTIS DIAGNOSTICS	171	5,399	1,116	17%	6,686
CLINICAL REFERENCE LABORATORY	2	6,321	344	5%	6,667
ST JOSEPHS NORTH HOSPITAL LAB	7	5,645	974	15%	6,626
VISTA CLINICAL	8	3,889	2,717	41%	6,614
FORT WALTON BEACH MEDICAL CENTER		5,645	921	14%	6,566
ADVENTHEALTH CENTRA CARE AZALEA PARK		5,624	937	14%	6,561
SOLARIS DIAGNOSTICS	11	5,934	584	9%	6,529
AHCC WESLEY CHAPEL		5,736	748	12%	6,484
FLORIDA HOSPITAL NORTH PINELLAS	11	5,864	510	8%	6,385
ADVENTHEALTH CENTRA CARE OVIEDO		5,469	897	14%	6,366
ADVENT HEALTH - HEART OF FLORIDA ER	1	5,494	852	13%	6,347
MINUTECLINIC LLC #1067		5,365	862	14%	6,227
MICROGEN DX	4	5,490	717	12%	6,211
NORTHWEST FLORIDA COMMUNITY HOSPITAL	47	4,702	1,460	24%	6,209
BAPTIST HEALTH SOUTH FLORIDA - PEMBROKE PINES URGENT CARE		5,118	1,064	17%	6,182
MINUTECLINIC		5,272	897	15%	6,169
ANGEL KIDS PEDIATRICS		5,840	329	5%	6,169
FLORIDA COMMUNITY HEALTH CENTER		4,907	1,193	20%	6,100
MINUTECLINIC LLC #3703		4,967	1,119	18%	6,086
HOLMES REG MED CENTER CLINICAL LAB		5,412	667	11%	6,079
WELLINGTON REGIONAL MEDICAL CENTER		5,561	497	8%	6,058
MINUTECLINIC LLC #8396		5,137	884	15%	6,021
PUTNAM COMMUNITY MEDICAL CENTER		5,241	730	12%	5,971
DOCTORS URGENT CARE LLC	1	4,865	1,099	18%	5,965
ADVENTHEALTH CENTRA CARE LONGWOOD		5,209	753	13%	5,962
BAYFRONT HEALTH - VENICE REGIONAL MEDICAL	1	5,374	537	9%	5,912

COVID-19: testing by laboratory

Data through Apr 15, 2021 verified as of Apr 16, 2021 at 09:25 AM

Data in this report are provisional and subject to change.

The numbers in the table below represent the number of Florida and non-Florida residents for whom test results were received by the Department of Health. A person can be tested by more than one laboratory and can have both positive and negative results. **Therefore, the sum of the numbers in each column will be larger than the total number of people tested.**

Reporting lab	Inconclusive	Negative	Positive	Percent positive	Total
PRO CLINIC		4,829	1,081	18%	5,910
ADVENTHEALTH CENTRA CARE SOUTH ORANGE		5,066	834	14%	5,900
COASTAL MED URGENT CARE		4,299	1,552	27%	5,851
FLORIDA FAMILY LABORATORY, INC DBA	46	5,338	452	8%	5,836
SOUTH FLORIDA BAPTIST HOSPITAL MICRO	4	4,846	972	17%	5,822
ADVENTHEALTH CENTRA CARE ORANGE LAKE		5,099	716	12%	5,815
DOCTORS URGENT CARE OF LUTZ LLC	1	4,684	1,111	19%	5,796
URGENT CARE OF THE PALM BEACHES		4,828	966	17%	5,794
LABORATORY OF FLORIDA LLC	41	5,255	483	8%	5,779
ADVENTHEALTH CENTRA CARE PORT ORANGE		4,819	917	16%	5,736
HEALTH FIRST ADVENTHEALTH CENTRA CARE - TITUSVILLE		4,793	862	15%	5,655
ADVENTHEALTH CENTRA CARE SAND LAKE		5,016	604	11%	5,620
ALTRU DIAGNOSTICS INC	5	5,388	210	4%	5,603
SUNRISE MEDICAL LABORATORIES	2	5,194	401	7%	5,597
UNIVERSITY HOSPITAL AND MEDICAL CENTER		4,266	1,307	23%	5,573
PARAMOUNT URGENT CARE INC	1	3,327	2,235	40%	5,563
MEDEXPRESS URGENT CARE - ROYAL PALM BEACH		4,941	609	11%	5,550
PHARMCO RX	2	5,217	309	6%	5,528
MEDICAL DNA LABS LLC	3	5,038	481	9%	5,522
MEDCOMP SCIENCES LLC	125	3,366	2,011	37%	5,502
PEDIATRIC HEALTH CARE ALLIANCE PA		5,035	458	8%	5,493
MEDEXPRESS URGENT CARE - GOLDEN GATE		4,838	652	12%	5,490
MEDEXPRESS URGENT CARE - ESTERO		4,903	583	11%	5,486
ADVENTHEALTH CENTRA CARE LEESBURG		4,465	999	18%	5,464
PALMS OF PASADENA HOSPITAL		4,876	573	11%	5,449
TROPICANA FIELD - LOT 2	19	4,935	494	9%	5,448
BAPTIST HEALTH - NORTH		4,335	1,112	20%	5,447
URGENT CARE CURE	2	4,681	754	14%	5,437
ESCAMBIA COMMUNITY CLINICS INC	8	4,095	1,296	24%	5,399
BAPTIST HEALTH SOUTH FLORIDA - CORAL SPRINGS URGENT CARE		4,618	772	14%	5,390
BAPTIST HEALTH SOUTH FLORIDA - KENDALE LAKES URGENT CARE		4,321	1,035	19%	5,356
WESTCHESTER HOSPITAL	23	4,304	955	18%	5,282
DOCTORS HOSPITAL OF SARASOTA CLINICAL LABORATORY		4,612	668	13%	5,280
THE CENTER FOR URGENT CARE	3	4,411	863	16%	5,277
MEDEXPRESS URGENT CARE PALM BEACH GARDENS		4,800	476	9%	5,276
BAPTIST HEALTH SOUTH FLORIDA - TAMiami TRAIL URGENT CARE		4,240	1,035	20%	5,275
MARTIN HOSPITAL SOUTH LAB		4,966	291	6%	5,257
HEALTH FIRST ADVENTHEALTH CENTRA CARE GATEWAY	1	4,725	531	10%	5,257
MINUTE CLINIC LLC		4,557	689	13%	5,246
TALLAHASSEE PRIMARY CARE ASSOCIATES		4,574	603	12%	5,177
TRINITY SPRINGS		4,422	729	14%	5,151
PARAMOUNT URGENT CARE - WINDERMERE	2	3,402	1,735	34%	5,139
RAULERSON HOSPITAL		4,282	843	16%	5,125
BAPTIST HEALTH SOUTH FLORIDA - PINECREST URGENT CARE		4,287	713	14%	5,000
BAPTIST HEALTH SOUTH FLORIDA - CORAL GABLES (UNIVERSITY) URGENT CARE		4,285	701	14%	4,986
BAPTIST HEALTH SOUTH FLORIDA - CORAL GABLES URGENT CARE		4,126	839	17%	4,965

COVID-19: testing by laboratory

Data through Apr 15, 2021 verified as of Apr 16, 2021 at 09:25 AM

Data in this report are provisional and subject to change.

The numbers in the table below represent the number of Florida and non-Florida residents for whom test results were received by the Department of Health. A person can be tested by more than one laboratory and can have both positive and negative results. **Therefore, the sum of the numbers in each column will be larger than the total number of people tested.**

Reporting lab	Inconclusive	Negative	Positive	Percent positive	Total
MEDEXPRESS URGENT CARE - LAKE LAND		4,325	611	12%	4,936
MINUTECLINIC LLC # 0709		4,152	779	16%	4,931
BAYFRONT HEALTH - SEVEN RIVERS		4,456	428	9%	4,884
BAPTIST HEALTH SOUTH FLORIDA - PALMETTO BAY URGENT CARE		4,031	781	16%	4,812
BETHESDA HOSPITAL WEST		4,302	484	10%	4,786
GENOSUR LLC	16	4,701	62	1%	4,779
QUICK CARE MED PL	2	4,042	713	15%	4,757
BAYFRONT HEALTH - BROOKSVILLE		4,213	515	11%	4,728
ADVENTHEALTH PROMPT CARE	2	3,461	1,257	27%	4,720
FLAGLER HOSPITAL LABORATORY	8	3,653	1,054	22%	4,715
MEASE DUNEDIN HOSPITAL	5	4,175	500	11%	4,680
ASCENSION SACRED HEART - EMERALD COAST		3,914	763	16%	4,677
NIGHT LITE PEDIATRICS	4	3,344	1,260	27%	4,608
PREMIER MEDICAL	2	4,492	94	2%	4,588
MOFFITT CANCER CENTER	6	4,469	99	2%	4,574
ADVENTHEALTH CENTRA CARE COLONIAL TOWN	2	4,077	489	11%	4,568
PREMIER URGENT CARE OF BREVARD LLC	4	3,972	570	13%	4,546
BAYFRONT HEALTH - PUNTA GORDA		4,141	336	8%	4,477
VENTURE MEDICAL OF FLORIDA LLC		4,133	335	7%	4,468
BAYFRONT HEALTH - SPRING HILL		4,081	366	8%	4,447
DESOTO MEMORIAL HOSPITAL	3	3,649	775	18%	4,427
TWIN CITIES HOSPITAL	1	3,885	517	12%	4,403
MEMORIAL HOSPITAL- MIRAMAR	12	4,043	321	7%	4,376
US BIOTEK LABORATORIES	15	3,966	369	8%	4,350
GENESIS DIAGNOSTICS		4,099	251	6%	4,350
PALMS MEDICAL GROUP	5	2,979	1,363	31%	4,347
ENGLEWOOD COMMUNITY HOSPITAL		3,959	385	9%	4,344
MEDIPATH LLC		3,845	488	11%	4,333
ADVENTIST HEALTH SYSTEMS SUNBELT IN DBA		3,821	491	11%	4,312
ACCU REFERENCE MEDICAL LAB	9	3,495	799	19%	4,303
BAYA PHARMACY & URGENT CARE		3,175	1,113	26%	4,288
DOCTORS TEST CENTERS		3,795	487	11%	4,282
MINUTECLINIC LLC #3463		3,564	712	17%	4,276
AMELIA URGENT CARE		2,620	1,624	38%	4,244
HOLIDAY CVS LLC DBA CVS PHARMACY #5154		4,108	114	3%	4,222
MEDEXPRESS URGENT CARE CAPE CORAL		3,620	593	14%	4,213
MINUTECLINIC LLC #3631		3,574	632	15%	4,206
LAKE SIDE MEDICAL CENTER		3,350	833	20%	4,183
ADVENTHEALTH CENTRA CARE WINTER HAVEN	1	3,127	1,039	25%	4,167
MINUTECLINIC LLC 5852		3,549	586	14%	4,135
ADVENTHEALTH CENTRA CARE		3,662	458	11%	4,120
MINUTECLINIC LLC #5253		3,399	692	17%	4,091
NIGHT LITE PEDIATRICS URGENT CARE	1	3,417	649	16%	4,067
MINUTECLINIC LLC #5249		3,291	745	18%	4,036
MINUTECLINIC LLC #5190		3,228	702	18%	3,930
MEDEXPRESS URGENT CARE LEHIGH ACRES		3,386	543	14%	3,929

COVID-19: testing by laboratory

Data through Apr 15, 2021 verified as of Apr 16, 2021 at 09:25 AM

Data in this report are provisional and subject to change.

The numbers in the table below represent the number of Florida and non-Florida residents for whom test results were received by the Department of Health. A person can be tested by more than one laboratory and can have both positive and negative results. **Therefore, the sum of the numbers in each column will be larger than the total number of people tested.**

Reporting lab	Inconclusive	Negative	Positive	Percent positive	Total
BAYFRONTVENICEREGIONAL		3,772	130	3%	3,902
BAPTIST HEALTH SOUTH FLORIDA - DAVIE URGENT CARE		3,199	693	18%	3,892
MC DIAGNOSTIC OF CONNECTICUT, PC #2220		3,326	532	14%	3,858
SPECTOR SCIENTIFIC LAB	14	2,862	945	25%	3,821
MINUTECLINIC LLC #5854		3,167	651	17%	3,818
BAPTIST HEALTH SOUTH FLORIDA - WESTON URGENT CARE		3,280	500	13%	3,780
HIGHLANDS REGIONAL MEDICAL CENTER		2,967	812	21%	3,779
SIPARADIGM LLC	55	3,459	258	7%	3,772
ADVENT HEALTH - NEW SMYRNA		3,066	643	17%	3,709
CARENOW URGENT CARE	1	2,299	1,395	38%	3,695
HEALTH FIRST ADVENTHEALTH CENTRA CARE COCOA		3,322	362	10%	3,684
BARTOW REGIONAL MEDICAL CENTER	1	3,082	561	15%	3,644
MINUTECLINIC LLC #3662		3,079	555	15%	3,634
LOWER KEYS MEDICAL CENTER		3,325	309	9%	3,634
CLARITY LAB SOLUTIONS LLC		3,608	4	0%	3,612
PRECISION HEALTH SOLUTIONS		3,432	176	5%	3,608
PROHEALTH	3	2,006	1,580	44%	3,589
BRASHEAR'S VITAL CARE CORP		2,827	746	21%	3,573
BAPTIST HEALTH SOUTH FLORIDA - BRICKELL URGENT CARE		2,940	618	17%	3,558
ADVENTHEALTH CENTRA CARE KIDS LAKE MARY		3,281	264	7%	3,545
MINUTECLINIC LLC # 3930		3,040	504	14%	3,544
PHYSICIANS REGIONAL MEDICAL CENTER - COLLIER BLVD	1	2,687	843	24%	3,531
VERILY LIFE SCIENCES	3	3,466	57	2%	3,526
PARAMOUNT URGENT CARE - ORLANDO		2,484	1,033	29%	3,517
MINUTECLINIC LLC #7886		3,047	467	13%	3,514
MINUTECLINIC LLC #7887		3,068	445	13%	3,513
MINUTECLINIC LLC #4415		2,980	529	15%	3,509
MEDEXPRESS URGENT CARE - DELAND		3,124	383	11%	3,507
ADVENT HEALTH CENTRA CARE -WINTER PARK KIDS URGENT CARE	4	3,215	283	8%	3,502
MINUTECLINIC LLC #5214		2,999	500	14%	3,499
EXACT SCIENCES LABORATORIES, LLC		3,189	303	9%	3,492
SCION LAB SERVICES LLC	26	3,195	271	8%	3,492
BAPTIST HEALTH URGENT CARE AT SAWGRASS		2,903	587	17%	3,490
MINUTECLINIC LLC #1771		2,941	546	16%	3,487
HEALTH FIRST ADVENTHEALTH CENTRA CARE MALABAR		3,140	338	10%	3,478
MINUTECLINIC LLC #4458		2,903	562	16%	3,465
MIDWAY SPECIALTY CARE CENTER DIAGNOSTICS	38	3,154	239	7%	3,431
MINUTECLINIC LLC #7225		2,889	529	15%	3,418
MINUTECLINIC LLC # 0514		2,975	436	13%	3,411
MINUTECLINIC LLC #3814		2,890	513	15%	3,403
MINUTECLINIC, LLC #4015		2,705	686	20%	3,391
IMMOKALEE CHD		3,155	234	7%	3,389
MEDEXPRESS URGENT CARE - VERO BEACH		2,945	438	13%	3,383
AFC PHYSICIANS OF FLORIDA		2,592	778	23%	3,370
MEDONE PLLC		2,560	792	24%	3,352
STEWART ROCKLEDGE HOSPITAL	2	2,962	369	11%	3,333

COVID-19: testing by laboratory

Data through Apr 15, 2021 verified as of Apr 16, 2021 at 09:25 AM

Data in this report are provisional and subject to change.

The numbers in the table below represent the number of Florida and non-Florida residents for whom test results were received by the Department of Health. A person can be tested by more than one laboratory and can have both positive and negative results. **Therefore, the sum of the numbers in each column will be larger than the total number of people tested.**

Reporting lab	Inconclusive	Negative	Positive	Percent positive	Total
WALGREEN CO	2	2,948	382	11%	3,332
MINUTECLINIC LLC # 3686		2,833	493	15%	3,326
MINUTECLINIC LLC #3257		2,779	546	16%	3,325
MINUTECLINIC, LLC #3204		2,745	545	17%	3,290
PRIMEHEALTH URGENT CARE INC		2,788	481	15%	3,269
MARION E FETHER MEDICAL CENTER, THE		2,976	280	9%	3,256
BAPTIST HEALTH EMERGENCY CENTER COUNTRY WALK	1	2,755	499	15%	3,255
BMCT Molecular Diagnostics Subsection		2,699	525	16%	3,224
SELECT LABORATORIES - MARION COUNTY, FL LLC	5	2,899	307	10%	3,211
MINUTECLINIC LLC #1055		2,629	571	18%	3,200
BAPTIST HEALTH - CLAY		2,774	416	13%	3,190
MINUTECLINIC LLC #3291		2,716	466	15%	3,182
MINUTECLINIC LLC #3003		2,592	584	18%	3,176
MEMORIAL HOSPITAL PEMBROKE	3	2,790	359	11%	3,152
MARINERS HOSPITAL	1	2,849	301	10%	3,151
MINUTECLINIC LLC #7973		2,725	424	13%	3,149
ADVENTHEALTH CENTRA CARE CONWAY		2,660	479	15%	3,139
MINUTECLINIC LLC # 3579		2,592	541	17%	3,133
MINUTECLINIC, LLC #5817		2,597	532	17%	3,129
GESSLER CLINIC	2	2,149	958	31%	3,109
MINUTECLINIC LLC #3748		2,517	575	19%	3,092
ACCESS POINT HEALTHCARE URGENT & PRIMARY CARE	2	2,380	695	23%	3,077
MINUTECLINIC LLC #3705		2,711	363	12%	3,074
PARAMOUNT URGENT CARE - OVIEDO		2,155	912	30%	3,067
MINUTECLINIC LLC # 7933		2,705	362	12%	3,067
MINUTECLINIC LLC #3255		2,679	359	12%	3,038
MINUTECLINIC LLC #5924		2,601	431	14%	3,032
MINUTECLINIC LLC #7173		2,613	405	13%	3,018
MEDEXPRESS URGENT CARE CORAL SPRINGS		2,677	331	11%	3,008
VA PAIN CLINIC	4	2,867	109	4%	2,980
MEDEXPRESS FORT MYERS		2,608	370	12%	2,978
VETERANS AFFAIRS MEDICAL CENTER - ORLANDO	1	1,343	1,631	55%	2,975
KEYS AHEC SCHOOL MEDICAL CLINIC	15	2,815	132	4%	2,962
MINUTECLINIC LLC #5216		2,548	414	14%	2,962
MINUTECLINIC, LLC (CLINIC 10699)		2,581	379	13%	2,960
MINUTECLINIC LLC #3654		2,458	499	17%	2,957
MEDIQUICK URGENT CARE CENTERS INC		2,217	703	24%	2,920
NXGEN MDX LLC	6	2,592	316	11%	2,914
STONE CLINICAL LABORATORIES		2,790	96	3%	2,886
WALGREENS ORLANDO	3	2,538	340	12%	2,881
BAPTIST HEALTH - OAKLEAF		2,412	457	16%	2,869
MINUTECLINIC LLC #4612		2,341	528	18%	2,869
BLUE MED CONSULTANTS		2,753	109	4%	2,862
PHYSICIANS PRIMARY CARE	2	2,586	272	10%	2,860
CAREFAST+	1	2,071	770	27%	2,842
MINUTECLINIC LLC #3648		2,333	504	18%	2,837

COVID-19: testing by laboratory

Data through Apr 15, 2021 verified as of Apr 16, 2021 at 09:25 AM

Data in this report are provisional and subject to change.

The numbers in the table below represent the number of Florida and non-Florida residents for whom test results were received by the Department of Health. A person can be tested by more than one laboratory and can have both positive and negative results. **Therefore, the sum of the numbers in each column will be larger than the total number of people tested.**

Reporting lab	Inconclusive	Negative	Positive	Percent positive	Total
MINUTECLINIC LLC #1807		2,379	454	16%	2,833
MINUTECLINIC LLC #3285		2,463	364	13%	2,827
MINUTECLINIC LLC #4024		2,472	355	13%	2,827
HEALTH CARE DISTRICT OF PALM BEACH COUNTY	2	2,591	233	8%	2,826
BAPTIST HEALTHCARE - GULF BREEZE HOSPITAL	3	2,342	473	17%	2,818
MINUTECLINIC LLC #6007		2,395	396	14%	2,791
BAY MEDICAL CENTER SACRED HEART HEALTH SYSTEM		2,182	608	22%	2,790
LAKELAND REGIONAL HEALTH PABLO		2,460	329	12%	2,789
MEDEXPRESS URGENT CARE - CLEWISTON		2,323	458	16%	2,781
MINUTECLINIC LLC #4201		2,418	363	13%	2,781
CELESTA MEDICAL SERVICES LLC DBA - AMERICAN RESEARCH LABS		2,544	236	8%	2,780
ADVENT HEALTH - DADE CITY		2,433	336	12%	2,769
CITRUS MEMORIAL HOSPITAL LABORATORY		2,251	509	18%	2,760
SACRED HEART HEALTH SYSTEM, INC	1	1,871	872	32%	2,744
MINUTECLINIC LLC #476		2,372	372	14%	2,744
VITRO MOLECULAR LABORATORIES	50	2,492	199	7%	2,741
MINUTECLINIC LLC #1350		2,403	331	12%	2,734
CHARLES AIESI CONSULTING INC	13	2,426	287	11%	2,726
AFC PHYSICIANS OF FLORIDA PA		2,182	536	20%	2,718
MINUTECLINIC LLC #3635		2,348	368	14%	2,716
MINUTECLINIC LLC #8381		2,356	349	13%	2,705
MINUTECLINIC LLC #1821		2,405	294	11%	2,699
EMERGENCY PHYSICIANS MEDICAL CENTER		1,548	1,131	42%	2,679
JUPITER MEDICAL CENTER URGENT CARE		2,087	582	22%	2,669
BAPTIST HEALTH SOUTH FLORIDA - MIAMI BEACH URGENT CARE		2,272	396	15%	2,668
MEDEXPRESS URGENT CARE BOCA RATON		2,417	243	9%	2,660
AMELIA EXPRESS CARE LLC	10	2,316	334	13%	2,660
DR G'S URGENT CARE		2,299	348	13%	2,647
EMERALD COAST URGENT CARE, LLC	1	1,970	660	25%	2,631
MINUTECLINIC LLC #5157		2,292	335	13%	2,627
DONALD W ROBERTSON DO PA		2,045	573	22%	2,618
MINUTECLINIC LLC #5069		2,187	417	16%	2,604
ADVENT HEALTH - OCALA		2,124	447	17%	2,571
PATIENTS FIRST - THOMASVILLE ROAD		2,289	279	11%	2,568
PARRISH MEDICAL CENTER	1	2,226	307	12%	2,534
FLORIDA MEDICAL CLINIC	3	1,165	1,364	54%	2,532
JACKSON HOSPITAL CLINICAL LABORATORY		2,204	318	13%	2,522
MINUTECLINIC, LLC # 4469		2,210	299	12%	2,509
BOND URGENT CARE LLC		1,888	616	25%	2,504
LAKE WALES MEDICAL CENTER INC		2,193	295	12%	2,488
EMERALD COAST URGENT CARE LLC		1,825	657	26%	2,482
TAMPA COMMUNITY HOSPITAL		2,115	353	14%	2,468
WHOLE FAMILY HEALTH CENTER INC		1,983	455	19%	2,438
PHYSICIANS STAT LAB	3	1,076	1,341	55%	2,420
MINUTECLINIC LLC #1815		2,154	263	11%	2,417
COMMUNITY HEALTH NORTHWEST FLORIDA	4	1,857	554	23%	2,415

COVID-19: testing by laboratory

Data through Apr 15, 2021 verified as of Apr 16, 2021 at 09:25 AM

Data in this report are provisional and subject to change.

The numbers in the table below represent the number of Florida and non-Florida residents for whom test results were received by the Department of Health. A person can be tested by more than one laboratory and can have both positive and negative results. **Therefore, the sum of the numbers in each column will be larger than the total number of people tested.**

Reporting lab	Inconclusive	Negative	Positive	Percent positive	Total
MINUTECLINIC LLC #214		2,030	384	16%	2,414
INTELEX LABS, LLC		2,315	78	3%	2,393
NCHMD INC		2,016	372	16%	2,388
ASCENSION SACRED HEART - GULF		1,842	540	23%	2,382
MEDEXPRESS PORT CHARLOTTE		2,110	249	11%	2,359
MINI ER WATERFORD LAKES, THE		2,024	327	14%	2,351
CORE DIAGNOSTIC LABORATORIES LLC	17	1,992	327	14%	2,336
GENOME LLC	2	2,160	170	7%	2,332
PHYSICIAN ASSOCIATES		2,070	241	10%	2,311
LEE HEALTH - COCONUT POINT CLINICAL LAB	2	1,872	433	19%	2,307
ASSOCIATED PATHOLOGISTS, LLC	3	1,885	395	17%	2,283
MINUTECLINIC LLC #3236		1,946	336	15%	2,282
UNIVERSITY OF NORTH FLORIDA STUDENT HEALTH		2,169	78	3%	2,247
PRIMEHEALTH URGENT CARE	1	1,865	361	16%	2,227
OPTUM LABS LLC	1	2,010	200	9%	2,211
PENSACOLA PEDIATRICS PA	1	2,022	176	8%	2,199
FLOWERS HOSPITAL		1,987	192	9%	2,179
NCH NORTHEAST	7	1,699	447	21%	2,153
MINUTECLINIC LLC #3637		1,738	414	19%	2,152
BAPTIST HEALTH EMERGENCY CENTER AT WEST CORAL WAY		1,744	404	19%	2,148
FIU-HEALTH AUXILIARY LABORATORY	6	1,977	129	6%	2,112
MARTIN HEALTH SYSTEM - ST LUCIE WEST		1,898	192	9%	2,090
MEDICAL CONSULTANTS OF FLORIDA, LLC	2	1,749	309	15%	2,060
LITTLE PINE PEDIATRICS	1	1,763	275	13%	2,039
GENUS3		1,949	74	4%	2,023
DOC SMILEYS URGENT CARE LLC		1,641	366	18%	2,007
BARDMOOR LABORATORY	9	1,689	308	15%	2,006
WILLIAM OWEN PASS PARK		1,738	257	13%	1,995
ARCPPOINT LABS		1,389	599	30%	1,988
ADVANCED MEDICAL OF NAPLES LLC		1,749	207	11%	1,956
DOC SMILEY'S URGENT CARE		1,706	247	13%	1,953
BAYFRONT HEALTH - CITRUS HILLS		1,714	226	12%	1,940
MEDFAST URGENT CARE CENTERS LLC	2	608	1,328	69%	1,938
MINUTECLINIC LLC #8927		1,630	291	15%	1,921
WHITE WILSON MEDICAL CENTER		542	1,371	72%	1,913
GRAVITY DIAGNOSTICS, LLC	5	1,735	172	9%	1,912
MINUTECLINIC LLC		1,672	240	13%	1,912
STATMED OCALA	7	1,711	191	10%	1,909
MINUTECLINIC LLC #5187		1,643	244	13%	1,887
MINUTECLINIC, LLC #3245		1,515	350	19%	1,865
LABORATORY SPECIALISTS OF MICHIGAN		1,529	326	18%	1,855
BROWNWOOD CARE CENTER		1,628	227	12%	1,855
BIO-TECH CLINICAL LABORATORIES INC		1,605	242	13%	1,847
MIAMI JEWISH HEALTH SYSTEMS		1,768	75	4%	1,843
GENESIS LABORATORY MANAGEMENT	14	1,570	244	13%	1,828
KETAMINE HEALTH CENTERS LLC	1	1,661	152	8%	1,814

COVID-19: testing by laboratory

Data through Apr 15, 2021 verified as of Apr 16, 2021 at 09:25 AM

Data in this report are provisional and subject to change.

The numbers in the table below represent the number of Florida and non-Florida residents for whom test results were received by the Department of Health. A person can be tested by more than one laboratory and can have both positive and negative results. **Therefore, the sum of the numbers in each column will be larger than the total number of people tested.**

Reporting lab	Inconclusive	Negative	Positive	Percent positive	Total
NEIGHBORHOOD MEDICAL CENTER INC	17	1,588	183	10%	1,788
READY RESPONDERS FLORIDA, PLLC		1,528	242	14%	1,770
ED FRASER MEMORIAL HOSPITAL		1,515	248	14%	1,763
RIVER TOWN DIAGNOSTIC LLC		1,470	286	16%	1,756
IGENOMIX USA LLC	51	1,539	162	9%	1,752
SPARROW HEALTHCARE	2	1,490	254	15%	1,746
TOM LEE COMMUNITY HEALTH CENTER	1	1,190	541	31%	1,732
Community_Health		1,533	199	11%	1,732
NORTH SHORE LONG ISLAND JEWISH HEALTH	1	1,637	90	5%	1,728
JW PLASTIC SURGERY		1,449	244	14%	1,693
LABTECH DIAGNOSTIC		1,396	291	17%	1,687
OPTUMCARE FLORIDA LLC		1,392	294	17%	1,686
PROHEALTH MEDICAL CLINIC		1,045	636	38%	1,681
SHELL POINT NURSING PAVILION	1	1,591	76	5%	1,668
HEALTH CENTRAL CLINICAL LABORATORY		1,476	186	11%	1,662
PROJECT HEALTH, INC SUMTERVILLE	5	1,349	298	18%	1,652
PATIENTS FIRST LAKE ELLA MEDICAL CENTER		1,491	160	10%	1,651
SUNRISE URGENT CARE ASSOCIATES LLC D/B/A	9	1,144	490	30%	1,643
ER QUICKCARE PL		1,406	224	14%	1,630
ELLENTON URGENT CARE		1,379	234	15%	1,613
BAPTIST HEALTH SOUTH FLORIDA - KEY BISCANE URGENT CARE EXPRESS		1,413	192	12%	1,605
OPTEO LABORATORY		1,569	35	2%	1,604
VRL EUROFINs		1,551	40	3%	1,591
MEDEXPRESS URGENT CARE - JAX ATLANTIC BLVD		1,373	216	14%	1,589
FLORIDA DEPARTMENT OF HEALTH IN POLK COUNTY	2	1,210	373	24%	1,585
ASSURANCE SCIENTIFIC LABORATORIES	1	1,295	283	18%	1,579
MELBOURNE MEDICAL LABORATORY	2	1,367	204	13%	1,573
FIRST QUALITY LABORATORY		1,473	99	6%	1,572
BAPTIST HEALTH SOUTH FLORIDA - COUNTRY WALK URGENT CARE EXPRESS		1,327	244	16%	1,571
PEDIATRIC HEALTH CARE ALLIANCE - NORTHDALe		1,422	138	9%	1,560
BIOCERNA LLC	9	1,364	166	11%	1,539
UNIVERSITY OF ALABAMA AT BIRMINGHAM		1,489	48	3%	1,537
QUICK CARE MED		1,214	310	20%	1,524
ADVENTHEALTH CENTRA CARE TRINITY		1,310	204	13%	1,514
BROAD INSTITUTE CLINICAL SEQUENCING RESEARCH PLATFORM	14	1,441	52	3%	1,507
CAREMED CLINIC LLC	1	1,202	300	20%	1,503
PARAMOUNT URGENT CARE VILLAGES		953	539	36%	1,492
INNOVATIVE TRANSFUSION MEDICINE, INC	11	1,297	175	12%	1,483
BAPTIST HEALTHCARE - JAY HOSPITAL	3	1,101	373	25%	1,477
APALACHEE CORRECTIONAL INSTITUTION EAST UNIT		1,449	26	2%	1,475
ST ANNES NURSING CENTER		1,441	33	2%	1,474
CAREFAST MURABELLA		978	495	34%	1,473
PARAMOUNT URGENT CARE - CLERMONT		807	658	45%	1,465
UHEALTH CLINIC AT WALGREENS		1,183	275	19%	1,458
SMA LAB	12	1,281	158	11%	1,451
ADVANCE MEDICAL OF NAPLES		327	1,124	77%	1,451

COVID-19: testing by laboratory

Data through Apr 15, 2021 verified as of Apr 16, 2021 at 09:25 AM

Data in this report are provisional and subject to change.

The numbers in the table below represent the number of Florida and non-Florida residents for whom test results were received by the Department of Health. A person can be tested by more than one laboratory and can have both positive and negative results. **Therefore, the sum of the numbers in each column will be larger than the total number of people tested.**

Reporting lab	Inconclusive	Negative	Positive	Percent positive	Total
NYU HOSPITALS CENTER CLINICAL LABORATORIES		1,404	46	3%	1,450
TREASURE COAST MEDICAL ASSOCIATES INC		747	694	48%	1,441
MYTEST DIAGNOSTICS		1,372	69	5%	1,441
UHEALTH DEERFIELD BEACH/UMSYLVESTER DEERFIELD BEACH LABORATORY	3	1,380	55	4%	1,438
EUROFINS NTD, LLC		1,390	45	3%	1,435
ABSOLUTE GENOMICS	2	1,211	221	15%	1,434
PALM BAY HOSPITAL CLINICAL LABORATORY		1,051	383	27%	1,434
TEMPUS CLINICAL LABORATORY	10	1,262	153	11%	1,425
PATIENTS CHOICE LABORATORIES		831	592	42%	1,423
COASTAL LABORATORIES	1	1,120	287	20%	1,408
PRIMARY CARE SOUTH INC		920	477	34%	1,397
AMELIA EXPRESS CARE	1	772	617	44%	1,390
CREEKSIDE CARE CENTER	1	1,204	176	13%	1,381
ASCENSION ST VINCENT'S - SOUTHSIDE		1,308	49	4%	1,357
VAVA PARTNERS LLC		528	821	61%	1,349
ADDICTION LABS OF AMERICA	3	1,265	80	6%	1,348
NORTH VISTA HOSPITAL LABORATORY		1,130	199	15%	1,329
LAB24 INC	3	643	676	51%	1,322
XPRESS URGENT CARE	4	1,106	200	15%	1,310
AMERICAN SCIENTIFIC LABORATORIES LLC		1,286	19	1%	1,305
HOLIDAY CVS LLC DBA CVS PHARMACY #5155		1,228	64	5%	1,292
PALM BEACH ATLANTIC UNIVERSITY		1,242	42	3%	1,284
LPG COCONUT POINT		1,070	212	17%	1,282
PROJECT HEALTH INC	4	1,091	185	14%	1,280
PALM HARBOR PHARMACY		1,111	168	13%	1,279
NAPLES URGENT CARE	1	828	437	35%	1,266
SOLARIS HEALTHCARE PALATKA		1,149	104	8%	1,253
STAGEZERO LIFE SCIENCES INC	4	1,141	104	8%	1,249
ST PETERSBURG PEDIATRICS	1	1,125	120	10%	1,246
NORTH FLORIDA PEDIATRICS-TALLAHASSEE	1	1,140	103	8%	1,244
COLLIER URGENT CARE CENTERS CREEKSIDE		1,099	144	12%	1,243
CARENOW URGENT CARE - FORT PIERCE		886	356	29%	1,242
ADVANCED DIAGNOSTIC LABORATORY		1,193	47	4%	1,240
GROWING TOGETHER PEDIATRICS LLC		1,164	67	5%	1,231
NORTH FLORIDA PEDIATRICS - LAKE CITY		1,010	219	18%	1,229
PEDIATRICS OF CENTRAL FLORIDA PA	20	1,144	63	5%	1,227
USF MORSANI CENTER FOR ADVANCED HEALTH CARE		1,072	148	12%	1,220
PROFESSIONAL HEALTH EXAMINERS DBA PROHEALTH	1	991	225	18%	1,217
CLINICORE		1,124	91	7%	1,215
COASTAL PEDIATRIC GROUP		1,049	158	13%	1,207
EPN URGENT CARE NAPLES	2	792	407	34%	1,201
ACCESS MEDICAL LABS		746	448	38%	1,194
ARCPPOINT LABS OF CORAL SPRINGS FL		991	194	16%	1,185
CATALYST WALK IN CLINIC		928	234	20%	1,162
MINUTE CLINIC INCORPORATE		1,095	42	4%	1,137
CAPSTONE HEALTHCARE		802	330	29%	1,132

COVID-19: testing by laboratory

Data through Apr 15, 2021 verified as of Apr 16, 2021 at 09:25 AM

Data in this report are provisional and subject to change.

The numbers in the table below represent the number of Florida and non-Florida residents for whom test results were received by the Department of Health. A person can be tested by more than one laboratory and can have both positive and negative results. **Therefore, the sum of the numbers in each column will be larger than the total number of people tested.**

Reporting lab	Inconclusive	Negative	Positive	Percent positive	Total
VERITAS GENETICS	61	945	119	11%	1,125
STEWART REFERENCE LABORATORY	1	611	511	46%	1,123
CAPE CANAVERAL HOSPITAL		829	291	26%	1,120
PENSACOLA PEDIATRICS PA - TIGER POINT	24	976	120	11%	1,120
EMERALD COAST PEDIATRICS		1,058	57	5%	1,115
TYNDALL AIR FORCE BASE		902	210	19%	1,112
GENEIQ		1,039	64	6%	1,103
INTERLACHEN PEDIATRICS PA		1,039	59	5%	1,098
FISHERMENS HOSPITAL CLINICAL LAB		1,003	93	8%	1,096
INTERLACHEN PEDIATRICS		1,053	43	4%	1,096
PRIMARY CARE OF THE TREASURE COAST		962	134	12%	1,096
XYZ LABORATORY	8	942	146	13%	1,096
PROFESSIONAL HEALTH EXAMINERS		935	148	14%	1,083
EAST LAKE PEDIATRICS		955	125	12%	1,080
HALIFAX MEDICAL CENTER-PORT ORANGE LAB		920	149	14%	1,069
HENDRY REGIONAL MEDICAL CENTER CLINICAL LABORATORY		809	258	24%	1,067
AMERICAN FAMILY CARE PENSACOLA WEST		533	533	50%	1,066
RAINBOW RIVER MEDICAL LABORATORY		978	83	8%	1,061
SPEARHEAD MEDICAL		956	99	9%	1,055
MINUTECLINIC, LLC DBA MINUTECLINIC #4717		1,012	42	4%	1,054
LENCO MEDICAL LABORATORY		996	56	5%	1,052
WOODLANDS MEDICAL SPECIALISTS		750	262	26%	1,012
VRL EUROFINIS - DALLAS		996	13	1%	1,009
THE HEALTH CENTER OF PLANT CITY		932	77	8%	1,009
VERITOR		850	158	16%	1,008
PHAROS HEALTH		756	252	25%	1,008
MEDLAB DIAGNOSTICS, LLC		933	72	7%	1,005
ADVENTHEALTH EXPRESS CARE AT WALGREENS		872	131	13%	1,003
NORTH OKALOOSA MEDICAL CENTER		661	341	34%	1,002
ALTAMONTE MD		783	218	22%	1,001
CLARITY LABS		896	103	10%	999
LAKELAND REGIONAL HEALTH - PWC/OB		36	954	96%	990
NORTH FLORIDA PEDIATRICS PA - SUWANNEE	3	853	129	13%	985
CARE ONE OF FLORIDA LLC		687	285	29%	972
BAPTIST HEALTH - MD ANDERSON CANCER CENTER		965	5	1%	970
COVANCE CLINICAL RESEARCH UNIT INC		941	26	3%	967
CHILDRENS MEDICAL ASSOCIATION		879	88	9%	967
C.W. BILL YOUNG VA MEDICAL CENTER	1	22	941	98%	964
UNIVERSITY OF WEST FLORIDA STUDENT HEALTH SERVICES	1	834	127	13%	962
HISTOPATHOLOGY SERVICES, LLC		854	107	11%	961
LOOP PEDIATRICS PA	3	806	151	16%	960
FAST TRACK URGENT CARE CENTER		4	951	100%	955
6TH MEDICAL GROUP - MCDILL AFB	1	902	52	5%	955
MOLECULAR TESTING LABS		862	89	9%	951
VIERA HOSPITAL, INC		762	187	20%	949
CYPRESS VILLAGE	1	921	25	3%	947

COVID-19: testing by laboratory

Data through Apr 15, 2021 verified as of Apr 16, 2021 at 09:25 AM

Data in this report are provisional and subject to change.

The numbers in the table below represent the number of Florida and non-Florida residents for whom test results were received by the Department of Health. A person can be tested by more than one laboratory and can have both positive and negative results. **Therefore, the sum of the numbers in each column will be larger than the total number of people tested.**

Reporting lab	Inconclusive	Negative	Positive	Percent positive	Total
NORTH FLORIDA MEDICAL GROUP		791	152	16%	943
BETHESDA HEALTH URGENT CARE		796	147	16%	943
NORTH SHORE LIJ URGENT CARE PC		884	55	6%	939
ENCOMPASS HEALTH		915	22	2%	937
CVS HEALTH		738	198	21%	936
BREVARD HEALTH ALLIANCE INC, THE		883	52	6%	935
INTEGRITY LABORATORIES, LLC	4	760	165	18%	929
NORTH FLORIDA PEDIATRICS PA	2	811	116	12%	929
TACACHALE CLINICAL LABORATORY	1	876	49	5%	926
BREVARD HEALTH ALLIANCE		642	284	31%	926
DEPARTMENT OF CLINICAL LABS	1	900	20	2%	921
GENE TOX WORLDWIDE	60	736	125	14%	921
JACKSONVILLE BEACH PEDIATRIC CARE CENTER		855	66	7%	921
CONSULATE HEALTH CARE OF NEW PORT RICHEY	2	790	126	14%	918
LEE COUNTY EMERGENCY MEDICAL SERVICE	1	788	123	13%	912
ABBOTT LABORATORIES		791	118	13%	909
DOCTOR'S MEMORIAL HOSPITAL		741	165	18%	906
PENSACOLA PEDIATRICS	2	811	92	10%	905
Point of Care Testing	1	125	767	86%	893
24 HOUR PEDIATRIC CARE CENTER	4	826	60	7%	890
SPRING HILL HEALTH AND REHABILITATION CENTER		861	25	3%	886
REDI MED LLC		716	167	19%	883
LAB DOCTOR		768	110	13%	878
DAIRY ROAD URGENT CARE	2	733	138	16%	873
FAMILY HEALTH CENTERS OF SOUTHWEST FLORIDA INC		779	94	11%	873
NCHMD, INC SOUTHEAST IMMEDIATE CARE		678	194	22%	872
PALM GARDEN OF PORT SAINT LUCIE		855	11	1%	866
COASTAL PHYSICIANS, LLC		697	166	19%	863
EAST LAKE PEDIATRICS PA		785	75	9%	860
SOLARIS HEALTHCARE CHARLOTTE HARBOR		807	52	6%	859
CALHOUN LIBERTY HOSPITAL		691	166	19%	857
MIDWAY SPECIALTY CARE CENTER	3	629	222	26%	854
MINUTECLINIC LLC, #10357		846	6	1%	852
CRUCIAL CARE EMERGENCY MEDICINE DOCTORS		683	169	20%	852
Tampa Lakes Health and Rehabilitation Center	2	775	73	9%	850
FAMILY HEALTH CENTERS OF SWF LABS	2	741	106	12%	849
AUGUSTUS LABS LLC		696	148	18%	844
Fernandina Beach Rehabilitation and Nursing Center	1	818	19	2%	838
BERNHARDT LABORATORIES	2	753	78	9%	833
CENTRAL FLORIDA HEALTH CARE INC		714	118	14%	832
ANY LAB TEST NOW	1	565	265	32%	831
PRIMARY CARE SERVICES AT ST ANDREWS ESTATES		829	1	0%	830
PALACE NURSING HOME & REHAB CENTER		787	40	5%	827
CLINICAL PATHOLOGY LABS INC		741	83	10%	824
FG RAPID RESULTS	5	470	348	42%	823
PEBBLEBROOK PHARMACY	1	689	131	16%	821

COVID-19: testing by laboratory

Data through Apr 15, 2021 verified as of Apr 16, 2021 at 09:25 AM

Data in this report are provisional and subject to change.

The numbers in the table below represent the number of Florida and non-Florida residents for whom test results were received by the Department of Health. A person can be tested by more than one laboratory and can have both positive and negative results. **Therefore, the sum of the numbers in each column will be larger than the total number of people tested.**

Reporting lab	Inconclusive	Negative	Positive	Percent positive	Total
FLORIDA HOSPITAL ORLANDO		743	74	9%	817
FLORIDA GULF COAST UNIVERSITY		622	195	24%	817
PRIMARY CARE SERVICES AT INDIAN RIVER ESTATES		791	25	3%	816
LIFE CARE CENTER OF NEW PORT RICHEY		778	37	5%	815
ASAP LABS LLC	7	655	151	19%	813
ASCENSION ST VINCENT'S - CLAY		775	35	4%	810
Victoria Nursing and Rehabilitation Center		751	54	7%	805
DYNIX DIAGNOSTICS	2	528	275	34%	805
FLAGLER COUNTY HEALTH DEPARTMENT	3	622	177	22%	802
GOLDEN GATE FAMILY CLINIC		332	469	59%	801
AMERICAN MEDICAL RESPONSE		793	8	1%	801
NITE LITE PEDIATRICS		234	564	71%	798
TELESCOPE HEALTH LLC	4	671	121	15%	796
NONE		308	487	61%	795
EXPRESS PHARMACY		737	57	7%	794
POINT WASHINGTON MEDICAL CLINIC	1	583	208	26%	792
SOUTHEAST ALABAMA MEDICAL CENT		733	56	7%	789
VITAS HEALTHCARE CORPORATION OF FLA	1	780	5	1%	786
RESTORE HEALTH URGENT CARE		633	150	19%	783
GULF COAST VILLAGE		740	41	5%	781
MILLER BIOCONNECT		707	72	9%	779
PEDIATRIC HEALTHCARE ALLIANCE		726	45	6%	771
ADVENTHEALTH MEDICAL GROUP PROMPT CARE		552	217	28%	769
VENICE REGIONAL BAYFRONT HEALTH (PULMONARY)		637	131	17%	768
KENDALL HEALTHCARE PROPERTIES DBA	2	733	28	4%	763
WILLOWBROOKE COURT AT EDGEWATER POINTE ESTATES		753	9	1%	762
MOORINGS PARK INSTITUTE, INC, THE		731	30	4%	761
AFC URGENT CARE CLEARWATER	1	171	589	77%	761
ETHOS WELLNESS PHARMACY		708	48	6%	756
NORTH FL SOUTH GA HCS-LAKE CITY		734	20	3%	754
PALM GARDEN OF VERO BEACH		705	48	6%	753
NORTHEAST FLORIDA NEUROLOGY CLINICS, INC		637	113	15%	750
ORLANDO HEALTH AND REHAB CENTER		705	45	6%	750
CITY MEDICAL OF NEW JERSEY, PC		675	69	9%	744
BOND AND STEELE CLINIC PA		537	207	28%	744
SANTA ROSA MEDICAL GROUP		575	167	23%	742
MEDICAL CENTER OF DELTONA, INC		635	106	14%	741
ADVENT HEALTH LAB - ORLANDO		434	306	41%	740
PHYSICIANS STAT LAB INC		647	91	12%	738
WHITE-WILSON MEDICAL CENTER - FORT WALTON BEACH		714	23	3%	737
MAIN STREET MEDICAL CENTER		208	529	72%	737
BOND CLINIC PA PEDIATRICS DEPT		685	51	7%	736
BOCA GRANDE HEALTH CLINIC		691	39	5%	730
CARITHERS PEDIATRIC GROUP		667	57	8%	724
Crestview Rehabilitation Center	5	583	129	18%	717
DISNEY COVID TEST SITE		703	14	2%	717

COVID-19: testing by laboratory

Data through Apr 15, 2021 verified as of Apr 16, 2021 at 09:25 AM

Data in this report are provisional and subject to change.

The numbers in the table below represent the number of Florida and non-Florida residents for whom test results were received by the Department of Health. A person can be tested by more than one laboratory and can have both positive and negative results. **Therefore, the sum of the numbers in each column will be larger than the total number of people tested.**

Reporting lab	Inconclusive	Negative	Positive	Percent positive	Total
MOUNT SINAI LABORATORY		681	35	5%	716
BRISTOL AT TAMPA, THE	4	696	13	2%	713
J AND G MEDICAL GROUP LLC		584	126	18%	710
LIFE CARE CENTER OF PENSACOLA		657	49	7%	706
GRAND COURT TAMPA		701	4	1%	705
TOTAL RENAL LABORATORIES INC DBA DAVITA LABS		600	103	15%	703
ORANGE BLOSSOM FAMILY HEALTH		666	36	5%	702
PEDIATRIC HEALTHCARE ALLIANCE PA		641	57	8%	698
WHITE WILSON MEDICAL CENTER PA - NAVARRE		573	123	18%	696
PREMIER MEDICAL LABORATORY SERVICES	2	468	225	32%	695
BUFFALO CROSSING HEALTHCARE & REHABILITATION CTR		676	16	2%	692
NCH HEALTHCARE SYSTEM MICROBIOLOGY LAB		2	690	100%	692
LIFE CARE CENTER OF ORANGE PARK		659	32	5%	691
ARTHREX MEDICAL CENTER	1	553	136	20%	690
MANOR PINES CONVALESCENT CENTER LLC	1	666	23	3%	690
BHA CENTRAL COUNTY CLINIC		612	74	11%	686
THE PRESERVE		675	10	1%	685
GULF COAST MOLECULAR LABORATORIES	13	566	104	15%	683
SUWANNEE HEALTH AND REHABILITATION CENTER		677	5	1%	682
JOHN KNOX VILLAGE HEALTH CENTER		655	27	4%	682
NATURE COAST MEDICAL GROUP		561	117	17%	678
Southern Oaks Care Center	1	637	38	6%	676
MEDICAL FP – WHOLE FAMILY HEALTH CENTER		556	120	18%	676
FORT MYERS INTERNAL MEDICINE, LLC		609	65	10%	674
TREE HOUSE PEDIATRICS PLLC		606	67	10%	673
MEDONE URGENT CARE CENTER		449	223	33%	672
MINI ER ADULT AND PEDIATRIC URGENT CARE		574	98	15%	672
MANOR CARE HEALTH SERVICES - FT MYERS		644	26	4%	670
DIAMOND RIDGE HEALTH AND REHABILITATION		634	35	5%	669
BALDWIN PEDIATRICS	1	637	31	5%	669
CLINICAL ENTERPRISE, INC		647	21	3%	668
VETERANS AFFAIRS MEDICAL CENTER	1	44	618	93%	663
HOLMES REGIONAL MEDICAL CENTER		11	651	98%	662
EDEN SPRINGS NURSING AND REHAB CENTER		551	111	17%	662
CLEWISTON NURSING AND REHABILITATION CENTER		647	14	2%	661
ST JOHN'S NURSING CENTER		637	24	4%	661
POINT OF CARE TESTING SITE		630	26	4%	656
RAINBOW PEDIATRIC CENTER PA		615	40	6%	655
GOLDEN GLADES NURSING & REHABILITATION CTR		636	19	3%	655
PALM GARDEN OF CLEARWATER		637	18	3%	655
NCH HEALTHCARE BONITA		516	138	21%	654
MEDONE URGENT CARE AT ST. AUGUSTINE		225	428	66%	653
MAVERICK LABS		461	189	29%	650
LIFE CARE CENTER OF HILLIARD		623	22	3%	645
Signature HealthCare Center of Waterford		609	35	5%	644
MID-FLORIDA PATHOLOGY		480	164	25%	644

COVID-19: testing by laboratory

Data through Apr 15, 2021 verified as of Apr 16, 2021 at 09:25 AM

Data in this report are provisional and subject to change.

The numbers in the table below represent the number of Florida and non-Florida residents for whom test results were received by the Department of Health. A person can be tested by more than one laboratory and can have both positive and negative results. **Therefore, the sum of the numbers in each column will be larger than the total number of people tested.**

Reporting lab	Inconclusive	Negative	Positive	Percent positive	Total
WILLOW BROOKE COURT AT INDIAN RIVER ESTATES		599	45	7%	644
VITAS HEALTHCARE CORP OF CENTRAL FL		619	25	4%	644
MAYFLOWER ASSISTED LIVING		636	7	1%	643
CHILDRENS CLINIC WEST FLORIDA PEDIATRICS		588	53	8%	641
EMERALD SHORES HEALTH AND REHABILITATION		536	97	15%	633
SAINTS 120 LLC	1	597	34	5%	632
CLIFFORD CHESTER SIMS STATE VETERANS		619	12	2%	631
PHYSICIANS PRIMARY CARE LAB	1	552	77	12%	630
NSPIRE HEALTHCARE MIAMI LAKES	8	603	15	2%	626
WATSON THERAPEUTICS INC	1	592	33	5%	626
VETERANS AFFAIRS MEDICAL CENTER - JAMES A HALEY			624	100%	624
SEBASTIAN RIVER MEDICAL CENTER	3	441	175	28%	619
OCALA FAMILY MEDICAL CENTER INC	2	540	77	12%	619
CONSULATE HEALTHCARE OF VERO BEACH	14	520	83	13%	617
SHORE ACRES CARE CENTER		576	40	6%	616
BALDOMERO LOPEZ STATE VETERANS NURSING HOME	2	608	5	1%	615
SABAL PALMS HEALTH AND REHAB		560	53	9%	613
BAPTIST PRIMARY CARE	2	493	115	19%	610
HOLY CROSS HOSPITAL		12	598	98%	610
CONTINENTAL CLINICAL RESEARCH, LLC		538	70	12%	608
QUOTIENT SCIENCES		588	20	3%	608
SEMINOLE NURSING PAVILION		598	8	1%	606
RUSKIN HEALTH CENTER	1	376	227	38%	604
MANOR CARE NURSING CENTER OF SARASOTA FL LLC		516	87	14%	603
SIGNATURE HEALTHCARE OF BROOKWOOD GARDENS		594	9	1%	603
CHURCH OF SCIENTOLOGY FLAG SERVICE ORGANIZATION		588	14	2%	602
LIFEBRITE	2	384	216	36%	602
HEARTLAND PEDIATRICS OF LAKE WALES		545	56	9%	601
PATIENTS FIRST - MAHAN DRIVE		164	436	73%	600
DASCENA, INC	3	537	60	10%	600
PALM GARDEN OF TAMPA		570	29	5%	599
HMA SANTA ROSA MEDICAL CENTER LLC DBA		476	122	20%	598
CHILDRENS MEDICAL ASSOCIATION PA		530	68	11%	598
DXTERTY DIAGNOSTICS	2	558	37	6%	597
AMERICA'S PHARMACY LLC		526	71	12%	597
AFC URGENT CARE FAMILY CARE			595	100%	595
VALENCIA HILLS HEALTH AND REHABILITATION CENTER		580	14	2%	594
EXPRESS URGENT CARE LLC		1	592	100%	593
BROOKDALE FORT MYERS CYPRESS LAKE		590	2	0%	592
SOLARIS HEALTHCARE LAKE CITY		489	102	17%	591
HARBOUR HEALTH CENTER		573	17	3%	590
THERADOC		152	438	74%	590
VILLA MARIA NURSING & REHAB CENTER INC	1	571	16	3%	588
SHORELINE PHYSICIAN GROUP		364	219	38%	583
PIONEER CLINICAL LAB LLC		474	107	18%	581
Plantation Bay Rehabilitation Center		557	24	4%	581

COVID-19: testing by laboratory

Data through Apr 15, 2021 verified as of Apr 16, 2021 at 09:25 AM

Data in this report are provisional and subject to change.

The numbers in the table below represent the number of Florida and non-Florida residents for whom test results were received by the Department of Health. A person can be tested by more than one laboratory and can have both positive and negative results. **Therefore, the sum of the numbers in each column will be larger than the total number of people tested.**

Reporting lab	Inconclusive	Negative	Positive	Percent positive	Total
ADVENT HEALTH - DELTONA ER		483	97	17%	580
Palm Garden of Ocala		478	98	17%	576
PALMETTO FAMILY HEALTHCARE	1	372	202	35%	575
APLS SERVICES LLC D/B/A CLEAR DIAGNOSTICS	13	550	9	2%	572
MEDICAL VB		451	121	21%	572
TENNESSEE DOH - NASHVILLE	2	504	66	12%	572
NAPLES CHILDREN'S URGENT CARE		499	70	12%	569
FHMG FLORIDA HOSPITAL MEDICAL GROUP		526	42	7%	568
PRINCIPLE LABORATORY	8	550	10	2%	568
ECCOLAB GROUP	1	148	418	74%	567
INTERNAL MEDICINE & PEDIATRICS OF TAMPA BAY PA		489	76	13%	565
MICHAEL A MIDDLETON MD PA□		536	29	5%	565
UNIVERSITY OF TAMPA INC, THE		547	17	3%	564
WELL-BEING MEDICAL CENTER PLLC		511	52	9%	563
PREMIER MEDICAL CENTER LLC	11	524	28	5%	563
FLORIDA HOSPITAL WAUCHULA		420	142	25%	562
FOUNTAIN MANOR HEALTH AND REHAB CENTER	1	541	20	4%	562
HOPE HOSPICE AND COMMUNITY SERVICES INC	14	527	21	4%	562
NEMOURS CHILDERN'S HOSPITAL		453	108	19%	561
SOUTHERN LABORATORY SERVICES OF NWF		521	38	7%	559
FLORIDA DEPARTMENT OF HEALTH IN CALHOUN COUNTY		426	133	24%	559
FLORIDA HOSPITAL MEDICAL GROUP		332	227	41%	559
AFC URGENT CARE		157	401	72%	558
HEALTH CENTER AT BRENTWOOD	1	511	46	8%	558
URGENT CARE EXPRESS LLC		219	339	61%	558
MANOR OAKS NURSING & REHAB CENTER	5	550	2	0%	557
DOH – INDIAN RIVER		465	90	16%	555
PALM GARDEN OF JACKSONVILLE□	2	471	80	14%	553
The Sands at South Beach		549	4	1%	553
AFC URGENT CARE SEMINOLE	1		550	100%	551
AFC URGENT CARE TYRONE		4	547	99%	551
VETERANS AFFAIRS MEDICAL CENTER - GAINESVILLE		3	548	99%	551
ARCPPOINTS LABS		482	67	12%	549
NEW YORK HOSPITAL LABORATORIES	1	533	14	3%	548
VETERANS AFFAIRS MEDICAL CENTER - BAY PINES		18	530	97%	548
VITAE DIAGNOSTICS		534	13	2%	547
CARE ONE OF FLORIDA	1	388	158	29%	547
NCF DIAGNOSTICS & DNA TECHNOLOGIES	15	213	318	58%	546
The Manor at Blue Water Bay		486	60	11%	546
COASTAL URGENT CARE		428	116	21%	544
DOCTORS CENTER,THE		432	111	20%	543
THE PALACE AT HOMESTEAD	1	521	21	4%	543
RICARDO NAVARRO DO PA		461	78	14%	539
FIRST CHOICE PEDIATRICS		434	104	19%	538
WEST GABLES HEALTH CARE CENTER		525	11	2%	536
FLOMEDILAB		300	235	44%	535

COVID-19: testing by laboratory

Data through Apr 15, 2021 verified as of Apr 16, 2021 at 09:25 AM

Data in this report are provisional and subject to change.

The numbers in the table below represent the number of Florida and non-Florida residents for whom test results were received by the Department of Health. A person can be tested by more than one laboratory and can have both positive and negative results. **Therefore, the sum of the numbers in each column will be larger than the total number of people tested.**

Reporting lab	Inconclusive	Negative	Positive	Percent positive	Total
MEMORIAL PEMBROKE 24/7 CARE CENTER		411	123	23%	534
SANDBAY URGENT CARE		433	100	19%	533
MEDICAL CENTER CLINIC-IMMEDIATE CARE	1	423	104	20%	528
MED FAST URGENT CARE CENTER		260	268	51%	528
CITRUS NURSING CENTER LLC		480	47	9%	527
NURSING PLUS OF BROWARD LLC	1	504	22	4%	527
RIVER GARDEN HEBREW HOME FOR THE AGED		470	56	11%	526
JACKSON MEMORIAL PERDUE MEDICAL CENTER		497	28	5%	525
JACKSON MEMORIAL LONG TERM CARE CENTER		492	32	6%	524
LAUDERDALE NURSING CENTER LLC	1	503	19	4%	523
LIFE CARE CENTER OF PALM BAY		490	28	5%	518
DBI HEALTH INC		502	15	3%	517
FLORIDA DEPARTMENT OF HEALTH CLAY COUNTY	1	417	98	19%	516
STEWART SEBASTIAN RIVER MEDICAL CENTER		459	57	11%	516
ENZO CLINICAL LABS INC	3	486	26	5%	515
MEDFAST URGENT CARE CENTERS		231	283	55%	514
BENTON PEDIATRICS INC		459	54	11%	513
HILLCREST HEALTH CARE & REHABILITATION CENTER	3	494	15	3%	512
Palm Garden of Largo		507	4	1%	511
Good Samaritan Society Kissimmee Village		446	65	13%	511
CHAUTAUQUA REHABILITATION AND NURSING CENTER		501	10	2%	511
LITTLE PINE PEDIATRICS PLLC	3	446	61	12%	510
SUNSHINE URGENT CARE LLC		355	154	30%	509
PALM GARDEN OF WINTER HAVEN	3	489	16	3%	508
HERON POINTE HEALTH AND REHABILITATION	1	503	3	1%	507
SUSANNA WESLEY HEALTH CENTER		470	37	7%	507
ADVENTHEALTH MEDICAL GROUP PROMPT CAR	1	371	135	27%	507
ST CLOUD REGIONAL MEDICAL CENTER CLINICAL LAB		394	113	22%	507
ANCIENT CITY PEDIATRICS	1	486	20	4%	507
HOSPICE OF THE FLORIDA SUNCOAST,THE		501	5	1%	506
BROWARD PARTNERSHIP	6	492	8	2%	506
CARENOW	2	284	218	43%	504
ORLANDO HEALTH CENTER FOR REHABILITATION		489	14	3%	503
ADDINGTON PLACE AT WELLINGTON GREEN		491	11	2%	502
GANDY CROSSING CARE CENTER	1	482	16	3%	499
SOLARIS HEALTHCARE OSCEOLA		474	25	5%	499
CLINICAL PATHOLOGY LABS		388	111	22%	499
ASCEND CLINICAL	7	415	76	15%	498
ADVENT HEALTH - WESTCHASE ER		431	67	13%	498
MANOR AT CARPENTERS		465	32	6%	497
PARKLANDS FACILITY INC	4	451	42	8%	497
FLO-MEDILAB SERVICES LLC		194	303	61%	497
PW WINDERMERE SUBTENANT LLC		492	3	1%	495
Solaris Healthcare Daytona	2	442	47	10%	491
MAGNOLIA FAMILY URGENT CARE		443	47	10%	490
GOOD SAMARITAN CENTER		485	3	1%	488

COVID-19: testing by laboratory

Data through Apr 15, 2021 verified as of Apr 16, 2021 at 09:25 AM

Data in this report are provisional and subject to change.

The numbers in the table below represent the number of Florida and non-Florida residents for whom test results were received by the Department of Health. A person can be tested by more than one laboratory and can have both positive and negative results. **Therefore, the sum of the numbers in each column will be larger than the total number of people tested.**

Reporting lab	Inconclusive	Negative	Positive	Percent positive	Total
Quest Diag Unspecifd	1	325	161	33%	487
ORLANDO VA MEDICAL CENTER		2	484	100%	486
E-LAB OF FLORIDA		439	47	10%	486
MEDIPATH		57	427	88%	484
MEMPHIS PATHOLOGY LABORATORY	5	455	23	5%	483
Ocala Health and Rehabilitation Center		461	22	5%	483
FAIRWAY OAKS CENTER LLC	6	471	6	1%	483
NORTH FLORIDA RETIREMENT VILLAGE		479	3	1%	482
Cypress Cove Care Center		382	100	21%	482
NEW PLANT CITY FAMILY CARE	1	263	218	45%	482
FLORIDA HOSPITAL HEARTLAND MED CTR LAKE PLACID		373	108	22%	481
HARTS HARBOR HEALTH CARE CENTER		457	24	5%	481
PALM GARDEN OF ORLANDO		446	34	7%	480
CONSULATE HEALTH CARE OF BAYONET POINT	4	468	7	1%	479
Colonial Lakes Health Care		434	45	9%	479
STARKE FAMILY MEDICAL CENTER		386	92	19%	478
Consulate Health Care of North Fort Myers		464	13	3%	477
NAVAL HOSPITAL - JACKSONVILLE		137	340	71%	477
MOBILE MEDICAL ASSOCIATES PL	17	408	52	11%	477
ADVENTHEALTH EXPRESS CARE AT WALGREENS 49TH STREET		405	71	15%	476
NEW YORK PRESBYTERIAN - CUMC CLINICAL		456	18	4%	474
Williston Care Center		411	63	13%	474
PEDIATRIC ASSOCIATES OF OCALA PA		435	37	8%	472
MOOSEHAVEN HEALTH CENTER		429	43	9%	472
PORT SAINT LUCIE HOSPITAL		463	9	2%	472
Solaris HealthCare Windermere		437	33	7%	470
ADVENT HEALTH - TIMBERRIDGE ER		396	74	16%	470
EPN URGENT CARE		83	386	82%	469
NTD_EUROFINS_AIMS		429	40	9%	469
MEDSCAN LABORATORY INC	1	253	215	46%	469
TRINITY REGIONAL REHAB CENTER		447	21	4%	468
TIDEWELL HOSPICE INC	2	459	7	1%	468
ABBAY DELRAY		461	6	1%	467
Q ANSWER LAB	1	406	59	13%	466
BONIFAY NURSING AND REHAB CENTER		434	31	7%	465
BROOKDALE PALMER RANCH	1	407	57	12%	465
ELLENTON PEDIATRICS		445	19	4%	464
Darcy Hall Of Life Care		451	13	3%	464
VITAS LUTHERAN TOWERS INPATIENT PROGRAM		400	64	14%	464
ASSOCIATESMD MEDICAL GROUP INC		394	69	15%	463
DIGNITY HEALING, LLC		446	16	3%	462
PEDIATRICS BY THE SEA		439	23	5%	462
THE PALACE MANAGEMENT - THE PALACE AT CORAL GABLES		458	3	1%	461
Santa Rosa Center for Rehabilitation and Healing		389	71	15%	460
PLANT CITY PEDIATRICS	1	368	90	20%	459
PEDIATRICS IN BREVARD PA		403	56	12%	459

COVID-19: testing by laboratory

Data through Apr 15, 2021 verified as of Apr 16, 2021 at 09:25 AM

Data in this report are provisional and subject to change.

The numbers in the table below represent the number of Florida and non-Florida residents for whom test results were received by the Department of Health. A person can be tested by more than one laboratory and can have both positive and negative results. **Therefore, the sum of the numbers in each column will be larger than the total number of people tested.**

Reporting lab	Inconclusive	Negative	Positive	Percent positive	Total
CLERMONT HEALTH AND REHABILITATION CENTER		426	32	7%	458
UNIVERSITY OF TAMPA STUDENT HEALTH AND SHC CLINICAL LABORATORY		288	167	37%	455
CLARIDGE HOUSE NURSING CENTER		437	18	4%	455
PINES OF SARASOTA		446	9	2%	455
EMERALD COAST PEDIATRICS & ADOL		391	63	14%	454
JAMES A HALEY VETERANS HOSPITAL			454	100%	454
Parkview Rehabilitation Center at Winter Park		443	10	2%	453
Life Care Center of Punta Gorda	1	437	14	3%	452
VITAS HEALTHCARE CORPORATION		447	5	1%	452
PALM BEACH COUNTY FIREFIGHTERS HEALTH CLINIC, LLC		382	70	15%	452
SOLARIS HEALTHCARE MERRITT ISLAND		403	48	11%	451
BROOKSVILLE HEALTHCARE CENTER LLC		438	13	3%	451
KINDRED HOSPITAL	10	420	21	5%	451
BAPTIST PRIMARY CARE, INC		420	30	7%	450
HEALTHY STEPS PEDIATRICS		402	47	10%	449
THE SPRINGS AT BOCA CIEGA BAY		437	11	2%	448
AMEERAH LABS, LLC	2	361	84	19%	447
DIAMOND RIDGE HEALTH AND REHABILITATION CENTER		424	22	5%	446
SMA SPECIALTY MEDICAL LAB		120	326	73%	446
PENSACOLA PEDIATRICS MILTON		388	57	13%	445
QUALITOX LABORATORIES		261	182	41%	443
NORTH FLORIDA REHABILITATION & SPECIALTY CARE		436	6	1%	442
EMERITUS AT NAPLES	2	439	1	0%	442
ST ANDREWS BAY SKILLED NURSING &		379	61	14%	440
FAMILY EXPRESS URGENT CARE		5	435	99%	440
Manatee Springs Rehabilitation and Nursing Center		419	20	5%	439
WHITE-WILSON MEDICAL CENTER - NICEVILLE		391	48	11%	439
UNIVERSITY OF CENTRAL FLORIDA HEALTH SERVICES		424	14	3%	438
SOLARIS HEALTHCARE BAYONET POINT		420	17	4%	437
ROLLINS COLLEGE WELLNESS CENTER		130	307	70%	437
Bardmoor Oaks Healthcare and Rehabilitation Center		422	14	3%	436
PRO HEALTH		188	248	57%	436
ENCOMPASS HEALTH REHABILITATION HOSPITAL OF SUNRISE	8	419	7	2%	434
TREASURE COAST COMMUNITY HEALTH	3	358	73	17%	434
INDIAN RIVER CTR, LLC		382	52	12%	434
APP-UNIPATH, LLC	2	416	15	3%	433
FAMILY CARE PARTNERS OF NORTHEAST FLORIDA LLC		355	77	18%	432
AVECINA MEDICAL JULINGTON	1	240	189	44%	430
ABBOTT DIAGNOSTICS		408	22	5%	430
FLORIDA DEPT OF HEALTH IN BREVARD COUNTY	3	364	63	15%	430
PALM GARDEN OF WEST PALM BEACH	4	410	15	3%	429
AMBULATORY SURGERY CENTER OF BOCA RATON LTD		424	4	1%	428
MANORCARE HEALTH SERVICES - VENICE		372	56	13%	428
ORCHARD PARK HEALTH & REHABILITATION		420	5	1%	425
THE VILLAGES REGIONAL HOSPITAL FREESTANDING		382	42	10%	424
FLORIDA DEPARTMENT OF HEALTH IN LIBERTY COUNTY	3	324	97	23%	424

COVID-19: testing by laboratory

Data through Apr 15, 2021 verified as of Apr 16, 2021 at 09:25 AM

Data in this report are provisional and subject to change.

The numbers in the table below represent the number of Florida and non-Florida residents for whom test results were received by the Department of Health. A person can be tested by more than one laboratory and can have both positive and negative results. **Therefore, the sum of the numbers in each column will be larger than the total number of people tested.**

Reporting lab	Inconclusive	Negative	Positive	Percent positive	Total
Bayside Care Center	1	403	20	5%	424
HEALTHWORKS MED GROUP OF FLORIDA PA	3	412	9	2%	424
AYERS HEALTH & REHABILITATION CENTER		416	7	2%	423
University Crossing		421	2	0%	423
WATERMARK LAKE POINTE WOODS LLC		404	18	4%	422
Destin Healthcare and Rehabilitation Center	1	381	40	9%	422
LEHIGH REGIONAL MEDICAL CENTER LAB	2	372	47	11%	421
ST PETERSBURG PEDIATRICS-PARK BLVD		381	40	10%	421
GARCIA CLINICAL LABORATORY		28	392	93%	420
VILLAGE DOCTORS OF KEYSTONE		335	85	20%	420
WELL HEALTH WORKS	1	371	47	11%	419
FLORIDA STATE HOSPITAL CLINICAL LABORATORY		416	3	1%	419
TUSKAWILLA NURSING AND REHAB CENTER	2	409	7	2%	418
SEASIDE HEALTH AND REHABILITATION CENTER		359	58	14%	417
FLORIDA DEPARTMENT OF HEALTH		361	52	13%	413
BLOUNTSTOWN REHABILITATION CENTER LLC		307	106	26%	413
AVANTE AT OCALA INC	2	379	31	8%	412
PALMS OF SEBRING		375	37	9%	412
Life Care Center of Ocala		342	69	17%	411
MINUTECLINIC LLC #3671		366	44	11%	410
Timberridge Center for Rehabilitation and Healing		375	35	9%	410
Heartland Healthcare of Ft. Myers	1	406	2	0%	409
ST PETERSBURG PEDIATRICS-SEMINOLE BLVD		338	71	17%	409
DIAGNOSTIC & CLINICAL CARE SERVICES INC DBA		326	82	20%	408
LIFE CARE CENTER OF WINTER HAVEN		390	18	4%	408
BROOKDALE LAKE TAVARES		402	6	1%	408
OKEECHOBEE COUNTY HEALTH DEPT	1	293	113	28%	407
TIDE LABORATORIES		362	45	11%	407
MANOR CARE OF BOYNTON BEACH LLC		382	24	6%	406
SUNLAND MARIANNA COX MEDICAL CENTER		363	43	11%	406
PruittHealth Panama City	1	341	64	16%	406
BRIDGEWATER PARK HEALTH AND REHAB		374	31	8%	405
HOLISTIX TREATMENT CENTERS		395	10	2%	405
LIFE CARE PONTE VEDRA INC		393	11	3%	404
TRI-COUNTY NURSING AND REHABILITATION CENTER INC		389	15	4%	404
ATLANTIC SHORES NURSING AND REHAB CENTER	1	393	10	2%	404
BOULEVARD REHABILITATION CENTER		388	15	4%	403
NATIONS BEST FAMILY HEALTH CARE		220	181	45%	401
SAMANTHA WILSON CARE CENTER	4	385	11	3%	400
MEDFAST URGENT CARE CENTER		167	231	58%	398
ADVENTHEALTH EXPRESS CARE AT		326	72	18%	398
HCSO OCCUPATIONAL HEALTH AND WELLNESS CENTER		319	78	20%	397
ORCHARD RIDGE CARE AND REHABILITATION CENTER		378	19	5%	397
FLORIDA HEART & VASCULAR MULTISPECIALTY GROUP PA		293	102	26%	395
MINI ER AND URGENT CARE		289	105	27%	394
ELMCROFT PINECREST	1	366	27	7%	394

COVID-19: testing by laboratory

Data through Apr 15, 2021 verified as of Apr 16, 2021 at 09:25 AM

Data in this report are provisional and subject to change.

The numbers in the table below represent the number of Florida and non-Florida residents for whom test results were received by the Department of Health. A person can be tested by more than one laboratory and can have both positive and negative results. **Therefore, the sum of the numbers in each column will be larger than the total number of people tested.**

Reporting lab	Inconclusive	Negative	Positive	Percent positive	Total
ONESTOP MEDICAL AND URGENT CARE LLC		344	50	13%	394
UR MEDICINE LABS- CENTRAL LABORATORY		369	25	6%	394
ORLANDO ORTHOPAEDIC OUTPATIENT SURGERY CENTER LLC		390	3	1%	393
AZALEA TRACE PHYSICIAN SERVICES		387	5	1%	392
WALGREENS 3173		357	35	9%	392
MIDWAY SPECIALTY CARE CENTER	3	274	114	29%	391
BARBER		13	376	97%	389
EXPERTUS LABORATORIES INC		307	81	21%	388
HARDEE COUNTY HEALTH DEPARTMENT		313	74	19%	387
Bay Breeze Senior Living and Rehabilitation Center		333	53	14%	386
TAMARAC REHABILITATION & HEALTH CENTER		380	5	1%	385
Stacey Health Care Centers Inc. dba Riverside Care Center		355	30	8%	385
BAY VILLAGE OF SARASOTA INC		380	3	1%	383
SPECIALTY HEALTH AND REHABILITATION CENTER		357	25	7%	382
SERENADES IN THE VILLAGES		328	53	14%	381
SEA BREEZE REHAB AND NURSING CENTER		372	9	2%	381
BROOKDALE PADDOCK HILLS	2	377	2	1%	381
HEALTH CENTRAL PARK		314	67	18%	381
Coastal Health and Rehabilitation Center		370	11	3%	381
BAPTIST PRIMARY CARE INC	1	352	27	7%	380
PEDIATRIC HEALTH CARE ALLIANCE, PA		340	40	11%	380
HEALTH PARK CARE CENTER		372	7	2%	379
BARTON HEALTH ALLIANCE	3	331	45	12%	379
ROSEWOOD HEALTH AND REHABILITATION CENTER		353	25	7%	378
PENSACOLA PEDIATRICS, PA		361	17	4%	378
OCEAN VIEW NURSING AND REHAB CENTER		357	21	6%	378
BHA TITUSVILLE CLINIC		352	26	7%	378
SABAL DIRECT PRIMARY CARE, PA		311	67	18%	378
HARDEE MANOR HEALTH CARE CENTER	1	373	3	1%	377
SIGNATURE HEALTHCARE OF NORTH FLORIDA		372	4	1%	376
BAYA PHARMACY WEST		8	368	98%	376
FAIR HAVENS CENTER, OPCO		368	7	2%	375
ACCESS MEDICAL CENTER	1	344	29	8%	374
HENDRY REGIONAL MEDICAL CENTER		107	266	71%	373
AVANTE AT MT DORA		365	8	2%	373
MADISON FACILITY INC		365	7	2%	372
WIMAUMA COMMUNITY HEALTH CENTER		309	62	17%	371
24/7 PEDIATRIC CARE CENTERS INC		350	21	6%	371
MACDILL AIR FORCE BASE		330	41	11%	371
URGENT CARE BETHESDA	1	318	52	14%	371
EXCEL PEDIATRICS		313	57	15%	370
BAYSHORE DIAGNOSTICS		326	44	12%	370
INFORM DIAGNOSTICS		361	9	2%	370
LIFE HOPE LABS, LLC		360	9	2%	369
PALM BEACH PEDIATRICS PA	2	318	49	13%	369
SPRINGTREE REHAB & HEALTH CARE CENTER		345	24	7%	369

COVID-19: testing by laboratory

Data through Apr 15, 2021 verified as of Apr 16, 2021 at 09:25 AM

Data in this report are provisional and subject to change.

The numbers in the table below represent the number of Florida and non-Florida residents for whom test results were received by the Department of Health. A person can be tested by more than one laboratory and can have both positive and negative results. **Therefore, the sum of the numbers in each column will be larger than the total number of people tested.**

Reporting lab	Inconclusive	Negative	Positive	Percent positive	Total
CORAL TRACE HEALTH CARE☐	2	362	5	1%	369
ADVENT HEALTH - TAMPA		148	221	60%	369
SOLARIS HEALTHCARE PARKWAY	2	350	17	5%	369
VETERANS AFFAIRS MEDICAL CENTER - LAKE CITY		52	316	86%	368
VILLAGE DOCTORS FAMILY MEDICAL CENTER OF		303	64	17%	367
EPWORTH VILLAGE RETIREMENT COMMUNITY		361	6	2%	367
TRENTON MEDICAL CENTER INC DBA PALMS MEDICAL GROUP	4	270	93	25%	367
Life Care Center at Inverrary		356	10	3%	366
SANFORD LABORATORIES		333	32	9%	365
CHEEK AND SCOTT DRUGS INC		304	60	16%	364
SUN COUNTRY PEDIATRICS PLLC	9	324	31	9%	364
COLOR GENOMICS, INC.	2	355	6	2%	363
Vi at Lakeside Village Skilled Nursing		346	15	4%	361
Solaris HealthCare Imperial		351	8	2%	359
HAINES CITY REHABILITATION AND NURSING CENTER		334	24	7%	358
PALMETTO SUBACUTE CARE CENTER		346	11	3%	357
FL HUD DESTIN, LLC D/B/A GRAND BOULEVARD HEALTH		318	39	11%	357
KISSIMMEE FACILITY OPERATIONS LLC		330	24	7%	354
LAKE EUSTIS HEALTH AND REHABILITATION CENTER		345	8	2%	353
Marshall Health and Rehabilitation Center		304	49	14%	353
LORI MCAULIFFE MD PA		313	40	11%	353
MY CLINICAL LAB		223	129	37%	352
VILLAGE AT VIENNA SQUARE,THE☐	6	329	17	5%	352
JACKSONVILLE KIDS PEDIATRICS, PLLC		317	35	10%	352
ST CATHERINE'S WEST REHABILITATION HOSPITAL		338	13	4%	351
LASER & SURGERY CENTER OF THE PALM BEACHES☐		349	2	1%	351
CORAL BAY HEALTHCARE AND REHABILITATION	1	338	12	3%	351
ELMHURST HOSPITAL CENTER	1	320	30	9%	351
Solaris Healthcare Coconut Creek		345	6	2%	351
HOLIDAY CVS LLC DBA CVS/PHARMACY #0440		335	15	4%	350
FOUNTAIN INN NURSING & REHABILITATION CTR, INC		344	6	2%	350
METROPOLITAN HOSPITAL CENTER		342	7	2%	349
MY HEALTHY BLUEPRINT BY BAPTIST HEALTH CARE		296	53	15%	349
ARCPPOINT LABS OF SARASOTA MANATEE		266	83	24%	349
RITECARE MEDICAL CENTER		263	85	24%	348
COMMUNITY HEALTH AND REHABILITATION CENTER		284	63	18%	347
BODYK		337	10	3%	347
ESTERO ISLAND MEDICAL CENTER		276	71	20%	347
HEALTH DESIGNS		332	14	4%	346
SELECT REFERENCE LABORATORIES, LLC	1	333	12	3%	346
ADVANCED AMBULATORY SURGERY CENTER		332	13	4%	345
The Care Center at Pinellas Park	1	333	11	3%	345
INNOVATIVE GENOMICS, LLC	2	307	35	10%	344
USAFSAM/PHE		174	170	49%	344
FLORIDA HEALTH CARE PLANS			343	100%	343
ADVENT HEALTH CENTRA CARE - PALM COAST		80	262	77%	342

COVID-19: testing by laboratory

Data through Apr 15, 2021 verified as of Apr 16, 2021 at 09:25 AM

Data in this report are provisional and subject to change.

The numbers in the table below represent the number of Florida and non-Florida residents for whom test results were received by the Department of Health. A person can be tested by more than one laboratory and can have both positive and negative results. **Therefore, the sum of the numbers in each column will be larger than the total number of people tested.**

Reporting lab	Inconclusive	Negative	Positive	Percent positive	Total
BEAR CREEK NURSING CENTER		336	5	1%	341
RIVERS FAMILY MEDICINE PA		259	82	24%	341
Solaris Healthcare Lake Bennet		303	37	11%	340
AVANTE AT LEESBURG INC		335	5	1%	340
TAVARES PEDIATRICS		289	51	15%	340
CRONOS CLINICAL LABORATORY	22	227	91	27%	340
MEDICAL CENTER AT OCEAN REEF,THE		321	17	5%	338
SOUTHWEST ORLANDO FAMILY MEDICINE, PL		280	58	17%	338
AVENTURA REHAB AND NURSING CENTER		321	16	5%	337
ARGO SENIOR LIVING AT HAVERHILL		316	21	6%	337
FAMILY CARE PARTNERS OF NE FLORIDA LLC		262	74	22%	336
KEY WEST HEALTH AND REHAB	1	326	8	2%	335
DEPARTMENT OF HEALTH BUREAU OF FAMILY		328	7	2%	335
FRICKS PHARMACY		270	63	19%	333
PALMS REHABILITATION AND HEALTHCARE CENTER		295	38	11%	333
HOLLEY NAVARRE MEDICAL CLINIC		254	79	24%	333
NORTH PINELLAS STATMED QUICK QUALITY CLINICS		236	97	29%	333
PARTICLE THEORY LABS		309	23	7%	332
The Grove Health and Rehabilitation		307	24	7%	331
JACKSON PLAZA NURSING & REHAB CENTER	6	316	9	3%	331
VILLAGE PLACE NH LLC		300	31	9%	331
DELTONA HEALTH CARE		307	24	7%	331
REGENTS PARK OF BOCA RATON		327	4	1%	331
KENNEDY PAIN CLINIC GROUP LLC		296	34	10%	330
Life Care Center at Wells Crossing		309	21	6%	330
HOSPICE OF LAKE & SUMTER INC	1	320	8	2%	329
RENAISSANCE AT THE TERRACES		326	3	1%	329
LabCorp (Non-Interfaced)	2	128	199	60%	329
MANOR CARE OF NAPLES FL LLC		325	4	1%	329
Avante at St Cloud, Inc.		317	10	3%	327
RULEME CENTER	2	295	30	9%	327
AMERICAN FINNISH NURSING HOME	2	316	8	2%	326
SILVER CREEK SENIOR LIVING COMMUNITY		321	5	2%	326
LUIS A GHIGLINO MD PA		315	11	3%	326
GOOD SAMARITAN SOCIETY-DAYTONA		305	21	6%	326
PIONEER CLINICAL LAB, LLC		212	113	35%	325
FLETCHER HEALTH AND REHABILITATION CENTER		323	1	0%	324
Avante at Inverness		321	3	1%	324
LA MER NH LLC		318	5	2%	323
WESTCHESTER GARDENS LIMITED PARTNERSHIP		314	9	3%	323
MANORCARE AT LELY PALMS		318	5	2%	323
ROSEN MEDICAL CENTER		280	42	13%	322
AVON PARK PEDIATRICS INC	3	286	33	10%	322
PHYSICIANS REGIONAL WALK-IN		191	131	41%	322
Concordia Village of Tampa AL		316	5	2%	321
ST LUCIE EMPLOYEE HEALTH & WELLNESS CENTER		314	7	2%	321

COVID-19: testing by laboratory

Data through Apr 15, 2021 verified as of Apr 16, 2021 at 09:25 AM

Data in this report are provisional and subject to change.

The numbers in the table below represent the number of Florida and non-Florida residents for whom test results were received by the Department of Health. A person can be tested by more than one laboratory and can have both positive and negative results. **Therefore, the sum of the numbers in each column will be larger than the total number of people tested.**

Reporting lab	Inconclusive	Negative	Positive	Percent positive	Total
BAPTIST HEALTH SOUTH FLORIDA - WEST BOCA URGENT CARE		263	58	18%	321
SIGNATURE HEALTHCARE AT THE COURTYARD		274	47	15%	321
DAYTONA BEACH HEALTH AND REHAB CENTER		319	2	1%	321
PruittHealth Santa Rosa		225	94	29%	319
ST JAMES HEALTH AND REHABILITATION CENTER		232	87	27%	319
BIOCEPT		296	22	7%	318
REHABILITATION CENTER OF LAKE CITY, THE		290	28	9%	318
EMED LABS, LLC	3	302	13	4%	318
AVELLINO LAB USA, INC	1	304	12	4%	317
MACCLENNY NURSING AND REHAB		299	18	6%	317
LODGE HEALTH AND REHABILITATION CENTER, THE		283	33	10%	316
EDGEWATER AT WATERMAN VILLAGE,THE		300	16	5%	316
Surrey Place Healthcare and Rehabilitation		314	2	1%	316
Life Care Center of Sarasota		302	13	4%	315
BAY COUNTY SHERIFFS OFFICE JAIL FACILITY		262	53	17%	315
POMPANO REHABILITATION AND NURSING CTR		315			315
LUTHERAN HAVEN		306	9	3%	315
CITY OF PORT SAINT LUCIE		291	24	8%	315
ST JUDE CHILDREN'S RESEARCH HOSPITAL		300	15	5%	315
FLORIDA KEYS PEDIATRICS & ADOLESCENT CENTER		296	18	6%	314
CRYSTAL RIVER HEALTH & REHAB		311	3	1%	314
MEDEXPRESS LUTZ		3	311	99%	314
HEATHER HILL HEALTHCARE CENTER		267	46	15%	313
GENESIS MEDICAL LABORATORY MIAMI FL.		83	230	73%	313
JACKSONVILLE VA UNIVERSITY OPC	4	299	9	3%	312
BAPTIST HEALTH URGENT CARE AT PLANTATION		256	56	18%	312
MARION AND BERNARD L SAMSON NURSING CENTER		307	4	1%	311
HUNT CLUB PEDIATRIC ASSOCIATES, P.A.		268	43	14%	311
TALLAHASSEE NHHI LLC	1	282	27	9%	310
HOMESTEAD MANOR	2	266	41	13%	309
LAKELAND REGIONAL HEALTH SYSTEMS INC		39	266	87%	305
CLARE BRIDGE ORMOND BEACH	1	303			304
ACCURATE DIAGNOSTIC LABS, INC		287	17	6%	304
OSPREY LODGE		244	59	19%	303
CENTERSTONE OF FLORIDA		277	26	9%	303
TIERRA PINES CENTER		290	13	4%	303
CROSS POINTE CARE CENTER	2	293	6	2%	301
SILVERCREST HEALTH AND REHABILITATION CENTER	3	290	8	3%	301
ARCPPOINT LABS OF ST PETERSBURG		209	90	30%	299
PERSONALIZED GENETIC TESTING	3	196	100	33%	299
BOCA BIOLISTICS REFERENCE LABORATORY	2	185	112	37%	299
PEACHTREE IMMEDIATE CARE		243	55	18%	298
ELLENTON PEDIATRICS PA		280	18	6%	298
Avante at Orlando	1	291	6	2%	298
BUENA VISTA URGENT CARE		264	34	11%	298
LAKE PARK OF MADISON		285	11	4%	296

COVID-19: testing by laboratory

Data through Apr 15, 2021 verified as of Apr 16, 2021 at 09:25 AM

Data in this report are provisional and subject to change.

The numbers in the table below represent the number of Florida and non-Florida residents for whom test results were received by the Department of Health. A person can be tested by more than one laboratory and can have both positive and negative results. **Therefore, the sum of the numbers in each column will be larger than the total number of people tested.**

Reporting lab	Inconclusive	Negative	Positive	Percent positive	Total
BROOKDALE DESTIN		284	12	4%	296
CONSULATE HEALTH CARE OF SAFETY HARBOR		289	7	2%	296
STATMED QUICK QUALITY CLINIC AT NORTH PINELLAS		66	229	78%	295
LONGWOOD FAMILY PRACTICE		226	69	23%	295
SUNCOAST URGENT CARE		222	73	25%	295
SARAPATH DIAGNOSTICS		170	125	42%	295
BAYA POINTE NURSING AND REHABILITATION		211	83	28%	294
ST JOSEPH'S HOSPITAL LABORATORY		1	293	100%	294
Chatsworth at PGA National, LLC		281	13	4%	294
NORTHWEST MEDICAL CENTER CLINICAL LABORATORY		175	118	40%	293
CYPRESS COVE		286	6	2%	292
Sunset Point Center		287	4	1%	291
BIOIQ		243	48	16%	291
WHITE WILSON MEDICAL IMMEDIATE CARE NICEVILLE		66	224	77%	290
STERLING HOUSE OF DELAND		288	1	0%	289
PALM GARDEN OF GAINESVILLE	2	285	2	1%	289
FLORIDA ATLANTIC UNIVERSITY STUDENT HEALTH		238	51	18%	289
AMERICAN HEALTH ASSOCIATES INC	1	270	18	6%	289
DOCTORS MEMORIAL HOSPITAL		158	131	45%	289
AUBURN UNIVERSITY MEDICAL CLINIC		227	62	21%	289
renaissance health and rehabilitation center		266	22	8%	288
West Melbourne Health and Rehabilitation Center		287	1	0%	288
GEORGIA PUBLIC HEALTH LABORATORY		264	24	8%	288
AFTER HOURS PEDIATRICS INC	1	1	285	99%	287
CONCIMED LLC		256	30	10%	286
W FRANK WELLS NURSING HOME		257	29	10%	286
WESTWOOD HEALTHCARE SNF		240	46	16%	286
HAVEN OF OUR LADY OF PEACE INC		278	8	3%	286
USA HEALTH UNIVERSITY HOSPITAL CLINICAL LABORATORY	1	273	10	4%	284
RIVERWOOD HEALTH NH LLC		245	39	14%	284
AURORA DIAGNOSTICS BERNHARDT LABORATORIES PATHOLOGY SERVICE		190	93	33%	283
DAVID SCOTT MADWAR MD PA□		254	29	10%	283
PONTE VEDRA GARDENS		282	1	0%	283
PAVILION FOR HEALTHCARE, THE		278	3	1%	281
ARDEN COURTS OF TAMPA□	2	273	5	2%	280
ARBOR FACILITY INC		277	3	1%	280
Terrace Health and Rehab		275	4	1%	279
Solaris Senior Living North Naples ALF		270	9	3%	279
LAKESIDE NEUROLOGIC		267	12	4%	279
CHIPOLA HEALTH AND REHAB		260	18	6%	278
CHIPOLA MEDICAL ASSOCIATES, LLC		202	76	27%	278
DE LUNA HEALTH AND REHABILITATION CENTER		255	23	8%	278
Crossbreeze care center	1	274	2	1%	277
PRUITT HEALTH-SANTA ROSA		275	2	1%	277
HARBOURWOOD	1	272	4	1%	277
Rehabilitation Center for Park Place LLC		266	11	4%	277

COVID-19: testing by laboratory

Data through Apr 15, 2021 verified as of Apr 16, 2021 at 09:25 AM

Data in this report are provisional and subject to change.

The numbers in the table below represent the number of Florida and non-Florida residents for whom test results were received by the Department of Health. A person can be tested by more than one laboratory and can have both positive and negative results. **Therefore, the sum of the numbers in each column will be larger than the total number of people tested.**

Reporting lab	Inconclusive	Negative	Positive	Percent positive	Total
VETERANS AFFAIRS MEDICAL CENTER - MIAMI		2	274	99%	276
VILLAGES REGIONAL HOSPITAL SURGERY CENTER LLC, THE		218	58	21%	276
NAIA		275	1	0%	276
JACKSONVILLE UNIVERSITY	1	260	14	5%	275
PROTEUS MOLECULAR AND CLINICAL LAB	1	162	112	41%	275
Chatham Glen Healthcare and Rehabilitation Center		266	8	3%	274
CONEY ISLAND HOSPITAL	1	264	9	3%	274
Glades West Rehabilitation and Nursing Center		266	8	3%	274
NASSAU COUNTY JAIL		229	45	16%	274
AMERICAN RESEARCH LABS		249	24	9%	273
FIRST CHOICE PRIMARY CARE		216	56	21%	272
MIDWAY PRIMARY CARE, LLC	11	173	86	32%	270
MEDICATION ROOMS-CSU/CI NURSE STATION	1	256	13	5%	270
PREMIER PLACE AT THE GLENVIEW		261	9	3%	270
220 GOLDEN, LLC	1	253	16	6%	270
PBC FIREFIGHTER BENEFIT FUND WELLNESS CENTER		225	45	17%	270
BROWARD NURSING & REHABILITATION CTR	8	248	14	5%	270
FAMILY MEDICAL CARE OF PALM BEACH		190	79	29%	269
BRENTWOOD RETIREMENT COMMUNITY	5	233	31	12%	269
ADVENT HEALTH CARE CENTER	9	246	14	5%	269
ADVENT HEALTH CENTRA CARE - ORMOND BEACH		113	155	58%	268
ST MARK VILLAGE	1	261	5	2%	267
AMELIA MEDICAL CARE		112	155	58%	267
WASHINGTON REHAB AND NURSING		257	10	4%	267
APOLLO HEALTH & REHABILITATION		260	7	3%	267
WILLISTON PEDIATRICS PA	1	231	34	13%	266
SANDY PINES	2	220	43	16%	265
SERANADES BY SONATA WEST ORANGE		236	29	11%	265
THE PLAYERS CHAMPIONSHIP		265			265
BOND CLINIC, PA		195	70	26%	265
Cross Gardens Care Center		262	1	0%	263
JUPITER MEDICAL CENTER URGENT CARE - STUART		199	63	24%	262
JUPITER MEDICAL CENTER URGENT CENTER		214	46	18%	260
HOLISTIC PEDIATRICS GROUP LLC		239	21	8%	260
CLIFFORD CHESTER SIMS VA NURSING HOME		251	9	3%	260
NORTH FLORIDA PEDIATRICS - MARIANNA		219	40	15%	259
ALLIANCE PEDIATRICS PA		253	6	2%	259
CONSULATE HEALTHCARE OF KISSIMMEE		247	12	5%	259
BRADEN RIVER REHABILITATION CENTER LLC		257	1	0%	258
HEARTLAND PEDIATRICS OF LAKE PLACID PA	1	225	32	12%	258
FLORIDA WOMAN CARE LABORATORY LLC		232	26	10%	258
AZALEA TRACE		245	13	5%	258
DOS OF NORTH SHORES NURSING & REHAB CENTER		257			257
FORT MYERS REHABILITATION AND NURSING CENTER		231	26	10%	257
ST VINCENT'S AMBULATORY CARE INC DBA	2	222	33	13%	257
ADVENT HEALTH - ORLANDO		195	62	24%	257

COVID-19: testing by laboratory

Data through Apr 15, 2021 verified as of Apr 16, 2021 at 09:25 AM

Data in this report are provisional and subject to change.

The numbers in the table below represent the number of Florida and non-Florida residents for whom test results were received by the Department of Health. A person can be tested by more than one laboratory and can have both positive and negative results. **Therefore, the sum of the numbers in each column will be larger than the total number of people tested.**

Reporting lab	Inconclusive	Negative	Positive	Percent positive	Total
EAST RIDGE RETIREMENT VILLAGE		255	2	1%	257
MIAMI JEWISH HEALTH SYSTEMS, INC	4	242	10	4%	256
FARAH MEDICAL		240	15	6%	255
SURREY PLACE CARE CENTER		248	7	3%	255
MARTIN MEMORIAL MEDICAL CENTER LAB		128	127	50%	255
WALGREENS 10670		221	34	13%	255
HIGHLANDS URGENT CARE			255	100%	255
NADAL PEDIATRICS		216	39	15%	255
LAKEVIEW INTERNAL MEDICINE		192	62	24%	254
TERRACES OF LAKE WORTH CARE CENTER		242	12	5%	254
ENCOMPASS HEALTH REHABILITATION OF SEA PINES		252	1	0%	253
SHELL POINT VILLAGE MEDICAL CENTER		246	7	3%	253
AVANTE AT ORMOND BEACH INC		247	6	2%	253
BAYVIEW CENTER		247	5	2%	252
KR at Hillsborough Lakes/Lutz Healthcare		242	10	4%	252
HOSPICE OF ST FRANCIS INC		244	7	3%	251
PROFESSIONAL URGENT CARE SERVICES		202	49	20%	251
STUART - FAIRGROUNDS		219	32	13%	251
FLORIDA CLINICAL LABORATORY-BIOREFERENCE LABORATORIES		99	151	60%	250
BUREAU OF CLINICAL LABORATORIES		209	41	16%	250
FELLOWSHIP HOME AT THE FAIRWAY LLC		243	7	3%	250
SEAVIEW NURSING AND REHABILITATION CENTER		239	10	4%	249
CARRINGTON PLACE OF ST PETE LLC		242	6	2%	248
VI AT BENTLEY VILLAGE HOME CARE		246	1	0%	247
UCC - WELLINGTON		3	244	99%	247
ADVENTHEALTH EXPRESS CARE AT WESLEY CH		218	29	12%	247
Heritage Healthcare at Tallahassee		239	7	3%	246
SIGNATURE HEALTHCARE OF ORANGE PARK		242	4	2%	246
Consulate Health Care of St. Petersburg		239	7	3%	246
SHC College Park		244	2	1%	246
AVECINA MOBILE		121	125	51%	246
ROSEWOOD HEALTHCARE & REHABILITATION CENTER		239	6	2%	245
MIAMI CEREBRAL PALSY RESIDENTIAL		243	1	0%	244
MALABAR/ADVENT CENTRA CARE		48	196	80%	244
HOMESTEAD VILLAGE		233	11	5%	244
Jacaranda Manor		242	1	0%	243
PALMS FACILITY INC		228	15	6%	243
WHITE WILSON MEDICAL CENTER IMMEDIATE CARE		135	108	44%	243
MARTIN ACQUISITION 1 LLC DBA		228	14	6%	242
TGH		1	241	100%	242
ARCHER HEALTH VENTURES, LLC		217	25	10%	242
EDGEWOOD NURSING CENTER		231	10	4%	241
Orchid Cove at Sarasota		240	1	0%	241
EVENT MED SERVICES LABORATORY		236	5	2%	241
QUICK CARE MED LLC	1	185	55	23%	241
GOOD SAMARITAN CARES		236	5	2%	241

COVID-19: testing by laboratory

Data through Apr 15, 2021 verified as of Apr 16, 2021 at 09:25 AM

Data in this report are provisional and subject to change.

The numbers in the table below represent the number of Florida and non-Florida residents for whom test results were received by the Department of Health. A person can be tested by more than one laboratory and can have both positive and negative results. **Therefore, the sum of the numbers in each column will be larger than the total number of people tested.**

Reporting lab	Inconclusive	Negative	Positive	Percent positive	Total
AMERICAN HOUSE SENIOR LIVING		189	51	21%	240
PALM GARDEN OF AVENTURA		236	4	2%	240
CLARE BRIDGE OF SARASOTA		238	2	1%	240
D PEDIATRICS		219	21	9%	240
SOUTHLAND SUITES OF ORMOND BEACH	4	236			240
STERLING HOUSE OF WINTER HAVEN		237	3	1%	240
ORANGE COUNTY HEALTH DEPT		228	11	5%	239
FIRST CHOICE PEDIATRICS INC		214	25	10%	239
MILLENNIUM PHYSICIAN GROUP LLC		207	32	13%	239
IMA MEDICAL GROUP		164	73	31%	237
Flagler Health and Rehabilitation		234	3	1%	237
CCS - JOSEPH V CONTE		235	2	1%	237
ST ANTHONYS REHABILITATION HOSPITAL	9	225	2	1%	236
OAKBROOK HEALTH AND REHABILITATION CENTER	1	221	14	6%	236
ATLANTIC URGENT CARE		155	81	34%	236
ST AUGUSTINE HEALTH & REHAB CENTER		235	1	0%	236
OAK HAMMOCK AT THE UNIVERSITY OF FLORIDA		229	6	3%	235
REGENTS PARK AT AVENTURA		221	14	6%	235
BAY TREE CARE AND REHABILITATION CENTER		197	38	16%	235
NAPHCARE, INC AT MANATEE COUNTY JAIL		209	26	11%	235
LAKESIDE HEALTH CENTER		234			234
STAR CARE		198	36	15%	234
LCS SANDHILL COVE LLC DBA	6	217	9	4%	232
Lake Port Square Health Center		215	17	7%	232
GUEST HOUSE OCALA, THE		223	9	4%	232
PADDOCK RIDGE		229	3	1%	232
MANDARIN PEDIATRICS		210	22	9%	232
Sunnyside Nursing Home		229	3	1%	232
ManorCare Health Services-Palm Harbor	1	229	1	0%	231
SAMIR EBEID MD		208	23	10%	231
SOLARIS SENIOR LIVING VERO BEACH		223	8	3%	231
PEDIATRICS IN BREVARD PA- ROCKLEDGE		190	41	18%	231
LYNN HAVEN SPORTS COMPLEX-WALKON CLINIC		21	209	91%	230
COLLIER PHARMACY		185	45	20%	230
Avante at Lake Worth, Inc.		227	3	1%	230
Signature healthcare of Jacksonville		224	5	2%	229
ASCENSION MEDICAL GROUP		5	223	98%	228
SPRINGS AT LAKE POINTE WOODS		226	2	1%	228
VETERANS AFFAIRS ORLANDO VA MEDICAL CENTER			228	100%	228
AMERICAN ESOTERIC LAB-BIRMINGHAM		224	4	2%	228
RAPID RELIABLE TESTING NY LLC		216	12	5%	228
THE RESIDENCE AT TIMBER PINES	4	199	25	11%	228
CHILDREN MED CARE INC		195	33	14%	228
Lakewood Nursing Center		198	29	13%	227
FORT PIERCE HEALTH CARE		220	7	3%	227
MORSELIFE MEMORY CARE RESIDENCE		218	9	4%	227

COVID-19: testing by laboratory

Data through Apr 15, 2021 verified as of Apr 16, 2021 at 09:25 AM

Data in this report are provisional and subject to change.

The numbers in the table below represent the number of Florida and non-Florida residents for whom test results were received by the Department of Health. A person can be tested by more than one laboratory and can have both positive and negative results. **Therefore, the sum of the numbers in each column will be larger than the total number of people tested.**

Reporting lab	Inconclusive	Negative	Positive	Percent positive	Total
PARKS HEALTHCARE & REHABILITATION CTR	4	211	11	5%	226
NSPIRE HEALTHCARE LAUDERHILL		219	6	3%	225
NORTH FLORIDA PEDIATRICS PA - DUVAL		196	29	13%	225
BARTRAM CROSSING		225			225
PATHWAY PHARMACY		186	38	17%	224
FLORIDA HEALTH CARE PLAN INC		2	222	99%	224
DISCOVERY VILLAGE AT MELBOURNE		197	27	12%	224
ADVANCED MEDICAL GROUP		1	223	100%	224
life Care Center of Melbourne		206	17	8%	223
WIREGRASS DIRECT PRIMARY CARE PLLC		190	33	15%	223
ADVENT HEALTH - LAKE NONA		193	30	13%	223
LEHIGH VALLEY GENOMICS			223	100%	223
CORAL REEF NURSING & REHABILITATION CENTER		214	8	4%	222
PINNACLES PEDS CARE PA		222			222
KINDRED HOSPITAL THE PALM BEACHES		217	5	2%	222
HCTB INC		184	38	17%	222
BORLAND GROOVER CLINIC	1	184	37	17%	222
CONSULATE HEALTH CARE OF MELBOURNE		217	5	2%	222
INN AT ASTON GARDENS, THE		213	8	4%	221
ALLSOUTH URGENT CARE		52	169	76%	221
COLONY CLUB ALF,THE	1	207	13	6%	221
DOCTORS MEMORIAL FAMILY MEDICINE	2	152	66	30%	220
SUPERIOR RESIDENCES OF PANAMA CITY BEACH		213	7	3%	220
CONCORD LIFE SCIENCES LLC	2	201	17	8%	220
ARDEN COURTS OF FORT MYERS		213	7	3%	220
CCS - PAUL REIN DETENTION FACILITY		153	66	30%	219
Boynton Beach Rehabilitation Center	2	213	4	2%	219
WOOD LAKE HEALTH AND REHABILITATION CENTER		219			219
PINELLAS CARE CENTER		185	34	16%	219
CORAL GABLES NURSING & REHABILITATION CENTER		209	10	5%	219
ANGELS DIAGNOSTIC GROUP		174	45	21%	219
ARDEN COURTS OF SEMINOLE		177	41	19%	218
FLAGLER COUNTY DETENTION CENTER		205	13	6%	218
ADVENT HEALTH CENTRA CARE - DAYTONA BEACH		94	124	57%	218
MACTOWN, INC		215	2	1%	217
THE MANOR AT CARPENTERS		185	32	15%	217
Avante at Melbourne		212	5	2%	217
LAKE PORT SQUARE		200	17	8%	217
ST. CLOUD REGIONAL MEDICAL CENTER		199	18	8%	217
SUNLIFE PHARMACY		190	26	12%	216
BROOKDALE ATRIM WAY		210	6	3%	216
LEESBURG PEDIATRICS		182	33	15%	215
CARENOW LAKE MARY		45	170	79%	215
Taylor Care Center		210	5	2%	215
GATEWAY/ADVENT CENTRA CARE	1	24	190	88%	215
MEDICAL CONSULTANTS OF FLORIDA LLC	1	181	33	15%	215

COVID-19: testing by laboratory

Data through Apr 15, 2021 verified as of Apr 16, 2021 at 09:25 AM

Data in this report are provisional and subject to change.

The numbers in the table below represent the number of Florida and non-Florida residents for whom test results were received by the Department of Health. A person can be tested by more than one laboratory and can have both positive and negative results. **Therefore, the sum of the numbers in each column will be larger than the total number of people tested.**

Reporting lab	Inconclusive	Negative	Positive	Percent positive	Total
BAY VUE NURSING AND REHABILITATION CENTER		204	10	5%	214
KEY LARGO - LARGO CARGO		193	21	10%	214
KENILWORTH CARE & REHABILITATION CENTER		197	17	8%	214
BLOCK, NATION, CHASE, AND SMOLEN FAMILY MEDICINE		157	57	27%	214
San Jose Health & Rehabilitation		207	6	3%	213
POCONO MEDICAL CENTER		212	1	0%	213
LIFE CARE CENTER OF PORT ST. LUCIE		201	12	6%	213
Consulate Healthcare of West Palm Beach		197	16	8%	213
LAKE REGIONAL URGENT CARE		12	201	94%	213
Bayside Health and Rehabilitation		181	31	15%	212
The Ponce Therapy Care Center		208	4	2%	212
ST PETERSBURG PEDIATRICS-EAST BAY	1	177	34	16%	212
CONSULATE HEALTH CARE OF WINTER HAVEN		209	3	1%	212
ADVENT HEALTH - PALM HARBOR ER		171	41	19%	212
The Waterford		208	3	1%	211
FULGENT GENETICS	3	166	42	20%	211
SUNRISE DIAGNOSTIC LABORATORY		158	53	25%	211
Royal Oaks Nursing and Rehab		209	1	0%	210
GOOD SAMARITAN SOCIETY OF DELAND		199	11	5%	210
VIERA DEL MAR HEALTH AND REHABILITATION CENTER		202	8	4%	210
GLENRIDGE ON PALMER RANCH,THE		202	8	4%	210
BOCA RATON REHABILITATION CENTER	4	202	4	2%	210
HEALTH FIRST - HOLMES REGIONAL MEDICAL CENTER		32	178	85%	210
The Palace Nursing and Rehabilitation Center		209			209
Nspire Health Care Kendall		199	10	5%	209
Whispering Oaks	11	175	23	11%	209
GENETIC TECHNOLOGICAL INNOVATIONS, LLC		196	13	6%	209
MATHISON RETIREMENT COMMUNITY, INC	1	200	8	4%	209
RIVERSIDE RECOVERY OF TAMPA		207	1	0%	208
UNIVERSITY OF MIAMI		77	131	63%	208
ESCAMBIA COUNTY JAIL DETENTION DIVISION		203	5	2%	208
PALMS MEDICAL GROUP HIGH SPRINGS		174	34	16%	208
SACRED HEART HEALTH SYSTEM INC		171	36	17%	207
LAKE VIEW CARE CENTER AT DELRAY		201	6	3%	207
BONITA PHARMACY		187	19	9%	206
MIRACLE HILL NURSING & REHABILITATION CENTER INC		200	6	3%	206
YOUR FAMILY WALK-IN CLINIC		15	191	93%	206
TARPON POINT NURSING AND REHABILITATION CENTER		203	3	1%	206
LABCORP BURLINGTON	1	157	48	23%	206
A PLUS PEDIATRICS		183	23	11%	206
LAB CORP	1	120	85	41%	206
HIALEAH SHORES NURSING AND REHAB CENTER		197	8	4%	205
Cross Terrace REhabilitation		203	2	1%	205
PEDIATRIC SPECIALISTS MEDICAL GROUP	1	184	20	10%	205
PALM HARBOR FAMILY PRACTICE & WALK-IN		157	47	23%	204
NEW YORK CITY DEPARTMENT OF HEALTH & MENTAL		170	34	17%	204

COVID-19: testing by laboratory

Data through Apr 15, 2021 verified as of Apr 16, 2021 at 09:25 AM

Data in this report are provisional and subject to change.

The numbers in the table below represent the number of Florida and non-Florida residents for whom test results were received by the Department of Health. A person can be tested by more than one laboratory and can have both positive and negative results. **Therefore, the sum of the numbers in each column will be larger than the total number of people tested.**

Reporting lab	Inconclusive	Negative	Positive	Percent positive	Total
DISCOVERY VILLAGE AT NAPLES		187	17	8%	204
BENDERSON FAMILY SKILLED NURSING AND		187	17	8%	204
PCB CLINIC		159	45	22%	204
CAREATC CITY OF TAMPA	3	169	32	16%	204
BROOKDALE OF SPRING HILL	9	192	2	1%	203
Sunrise Health and Rehabilitation Center		195	8	4%	203
PATHGROUP LABS LLC		97	106	52%	203
SENIOR LIVING VII TAMPA LLC	1	193	9	4%	203
TUSCAN GARDENS OF PALM COAST		198	5	2%	203
GEORGE SAFRAN MD PC		190	13	6%	203
JUNO DERMATOLOGY LLC		186	17	8%	203
PHYSICIANS PRIMARY CARE OF SOUTHWEST FLORIDA	1	184	17	8%	202
POLK COUNTY HEALTH DEPARTMENT		178	24	12%	202
ADVENT HEALTH CENTRA CARE - APOPKA NORTH		172	30	15%	202
ALL SEASONS NAPLES LLC		194	8	4%	202
COLLIER COUNTY JAIL		199	2	1%	201
TRUE NORTH HEALTH NAVIGATION LLC DBA DISPATCHHEALTH	1	168	32	16%	201
VAMC WEST PALM LAB		5	196	98%	201
Governors Creek Health and Rehabilitation	1	198	2	1%	201
MIAMI VA HEALTHCARE SYSTEM			200	100%	200
HERITAGE HEALTHCARE AND REHABILITATION CENTER		195	5	3%	200
MCW MENTAL HEALTH LLC		196	4	2%	200
AMA MEDICAL GROUP LLC		168	32	16%	200
HOSPITAL FOR SPECIAL SURGERY		196	3	2%	199
GRACE PEDIATRICS		168	31	16%	199
AVANTE OF BOCA RATON		198	1	1%	199
ADVENT HEALTH - CARROLLWOOD	4	169	26	13%	199
PATRIOT MEDICAL LABORATORIES		191	8	4%	199
SOUTH BALDWIN REGIONAL MEDICAL CENTER		186	13	7%	199
DEPARTMENT OF HEALTH & HUMAN SERVICES		198			198
FLORIDA DEPARTMENT OF HEALTH IN TAYLOR COUNTY	1	154	43	22%	198
ABSOLUTE HEALTH INTERNAL MEDICINE AND PEDIATRICS		177	21	11%	198
LAUREL POINT CARE ACQUISITION LLC DBA SANDGATE GARDENS REHAB AND NURSI		171	27	14%	198
EDWARD J HEALEY REHAB & NURSING CENTER		197			197
Kindred Hospital South Florida Hollywood SNU		189	8	4%	197
HUNT CLUB PEDIATRIC ASSOCIATES PA		131	66	34%	197
GULF COAST MEDICAL CENTER		191	6	3%	197
REGENCY PARK		179	18	9%	197
ABBIEJEAN RUSSELL CARE CENTER		195	1	1%	196
NO FLORIDA PEDIATRICS, PA		169	27	14%	196
RIVERWOOD CENTER,THE		186	10	5%	196
WORKPLACE SCREENING INTELLIGENCE			195	100%	195
BARKLEY PLACE	1	190	4	2%	195
Heritage Park Rehabilitation & Healthcare		177	18	9%	195
JACKSONVILLE NURSING AND REHAB CENTER		187	8	4%	195
VILLA MARIA WEST SKILLED NURSING FACILITY		187	8	4%	195

COVID-19: testing by laboratory

Data through Apr 15, 2021 verified as of Apr 16, 2021 at 09:25 AM

Data in this report are provisional and subject to change.

The numbers in the table below represent the number of Florida and non-Florida residents for whom test results were received by the Department of Health. A person can be tested by more than one laboratory and can have both positive and negative results. **Therefore, the sum of the numbers in each column will be larger than the total number of people tested.**

Reporting lab	Inconclusive	Negative	Positive	Percent positive	Total
BRUCE S WEST MD	1	193	1	1%	195
BEACON AT GULF BREEZE, THE	2	181	11	6%	194
FINLAY CLINICAL LABORATORY INC	1	39	153	79%	193
SARNO EXTENDED HOURS		124	69	36%	193
WALGREENS 4915	1	173	19	10%	193
ARDEN COURTS OF DELRAY BEACH FL LLC	3	179	10	5%	192
CYPRESS POINT LIVING, LLC		177	15	8%	192
DOLPHIN POINTE HEALTH CARE LLC		169	23	12%	192
Signature Healthcare of Ormond		191	1	1%	192
Hampton Court Nursing and Rehabilitation Center		190	2	1%	192
HEALTH LINK DIAGNOSTIC LABORATORIES		182	9	5%	191
PARK MEADOWS HEALTH AND REHABILITATION CENTER		191			191
VILLAGE PEDIATRICS LLC		161	29	15%	190
NADAL PEDIATRICS - VICTORIA STREET (3385)		162	28	15%	190
XPRESS URGENT CARE- PORT ST. LUCIE		64	126	66%	190
NEO GENOMICS - FORT MYERS	1	183	6	3%	190
FIRST CHOICE PEDIATRICS SEMORAN		98	92	48%	190
HEALTHPOINT MED GRP OF THE EMERALD COAST LLC		154	35	19%	189
PHYSICIANS REGIONAL MEDICAL CENTER - PINE RIDGE		20	169	89%	189
CARE CENTERS OF NASSAU		186	3	2%	189
OCEAN REEF MEDICAL CENTER		150	38	20%	188
ZON BEACHSIDE LLC		151	37	20%	188
NIGHT LITE PEDIATRICS WINTER GARDEN		144	44	23%	188
WOMEN'S CARE FLORIDA LABORATORY		183	5	3%	188
TUSCAN GARDENS OF VENETIA MANAGEMENT COMPANY		174	14	7%	188
VIERA MANOR ASSISTED LIVING RESIDENCE		181	7	4%	188
PLANTATION NURSING & REHAB CENTER		187			187
SUMMERFIELD EMERGENCY ROOM		141	46	25%	187
US MEDICAL CARE, INC		164	23	12%	187
FLORIDA MEDICAL CLINIC LLC		115	71	38%	186
BARBARA O'REILLY MD PA		182	4	2%	186
HAWKINS FAMILY MEDICINE LLC	1	134	51	27%	186
CSL PLASMA		31	155	83%	186
GEORGIA DEPARTMENT OF PUBLIC HEALTH	1	5	180	97%	186
ANTHEM LAKES LLC		151	35	19%	186
Life Care Center of Altamonte Springs		157	29	16%	186
LAKE WALES OPERATING GROUP LLC		180	5	3%	185
PPC-LAB EDI ORCHARD BI		176	9	5%	185
ADVENT		172	13	7%	185
PORT CHARLOTTE HMA		162	23	12%	185
BAPTIST HEALTH PRIMARY CARE	1	134	50	27%	185
GATTOLINE ENTERPRISES, INC. DBA FAMILY CARE PHARMACY		151	33	18%	184
GLADES HEALTH CARE CENTER		181	3	2%	184
FREEDOM SQUARE NURSING CENTER		176	8	4%	184
CLERMONT URGENT CARE			184	100%	184
CANTERFIELD OF CLAY COUNTY		146	38	21%	184

COVID-19: testing by laboratory

Data through Apr 15, 2021 verified as of Apr 16, 2021 at 09:25 AM

Data in this report are provisional and subject to change.

The numbers in the table below represent the number of Florida and non-Florida residents for whom test results were received by the Department of Health. A person can be tested by more than one laboratory and can have both positive and negative results. **Therefore, the sum of the numbers in each column will be larger than the total number of people tested.**

Reporting lab	Inconclusive	Negative	Positive	Percent positive	Total
ARDEN COURTS OF LARGO FL, LLC		162	22	12%	184
BROOKDALE ORANGE PARK		182	2	1%	184
CANTERFIELD OF OCALA, LLC		173	11	6%	184
ST. JAMES BAY HEALTH AND REHABILITATION CENTER		183	1	1%	184
BVM THE BRIDGES LLC		183			183
ADVENT HEALTH CENTRA CARE - WESLEY CHAPEL		13	170	93%	183
VIPEDIATRICS PLLC		168	15	8%	183
BENTON HOUSE AT OAKLEAF		152	30	16%	182
PRIMECARE OF DOTHAN		128	54	30%	182
PEDIATRICS OF GREATER ORLANDO		155	27	15%	182
NORTH BEACH REHABILITATION CENTER		179	2	1%	181
SUNY UPSTATE MEDICAL UNIVERSITY		166	15	8%	181
Emory L Bennett State Veterans Nursing Home		178	3	2%	181
EXOSOME DIAGNOSTICS	1	161	19	10%	181
CHARTER SENIOR LIVING OF PANAMA CITY BEACH		160	21	12%	181
STERLING HOUSE OF PUNTA GORDA		179	1	1%	180
The Inn at Sarasota Bay Club		178	2	1%	180
EMBRY RIDDLE AERONAUTICAL UNIVERSITY HEALTH SERVICES		1	178	99%	179
BAY EDUCATORS WELLNESS CENTER		122	57	32%	179
AMERICAN FAMILY MEDICAL LLC		136	43	24%	179
ROSECASTLE OF ZEPHRHILLS		175	3	2%	178
RDV SPORTSPLEX PEDIATRICS		150	28	16%	178
ADVENT HEALTH CENTRA CARE - CARROLLWOOD		5	172	97%	177
BRIGHTON EGGERT PHARMACY INC		170	7	4%	177
MEASE COUNTRYSIDE HOSPITAL		2	175	99%	177
NORTH FLORIDA INTERNAL MEDICINE PA		143	34	19%	177
MID FLORIDA PATHOLOGY LLC MOBILE UNIT #4		124	53	30%	177
ROSECASTLE OF CITRUS		147	30	17%	177
FLORIDA DEPARTMENT OF HEALTH IN ALACHUA COUNTY -		162	14	8%	176
GENE BY GENE		61	115	65%	176
Lehigh Acres Health and Rehabilitation		164	12	7%	176
VITAS HEALTHCARE CORPORATION OF FL		161	15	9%	176
ASTON GARDENS AT PELICAN MARSH		169	7	4%	176
ORLANDO HEALTH EMERGENCY DEPARTMENT		163	12	7%	175
CAYUGA MEDICAL CENTER AT ITHACA		170	5	3%	175
ANCHOR CARE AND REHABILITATION CENTER		173	1	1%	174
WEST COAST FAMILY MEDICAL CARE		139	35	20%	174
MOBILE INFIRMARY MED CENTER PATH LAB		158	15	9%	173
LAKEVIEW TERRACE RETIREMENT COMMUNITY		154	19	11%	173
FIRSTCARE CLINIC		97	76	44%	173
CENTRAL FLORIDA HEALTHCARE GROUP LLC		151	22	13%	173
SUWANNEE VALLEY NURSING CENTER		158	14	8%	172
KINDRED HOSPITAL MELBOURNE	1	165	6	3%	172
FLORIDA HEALTH CARE PLANS INC		2	170	99%	172
FORT WALTON REHABILITATION CENTER		133	39	23%	172
BROOKDALE FORT MYERS THE COLONY		167	4	2%	171

COVID-19: testing by laboratory

Data through Apr 15, 2021 verified as of Apr 16, 2021 at 09:25 AM

Data in this report are provisional and subject to change.

The numbers in the table below represent the number of Florida and non-Florida residents for whom test results were received by the Department of Health. A person can be tested by more than one laboratory and can have both positive and negative results. **Therefore, the sum of the numbers in each column will be larger than the total number of people tested.**

Reporting lab	Inconclusive	Negative	Positive	Percent positive	Total
QUEENS HOSPITAL CENTER	1	160	10	6%	171
RITE MEDICAL CARE PC		169	2	1%	171
COASTAL INTERNAL MEDICINE		132	39	23%	171
Madison Health and Rehabilitation Center		135	36	21%	171
Belleair Healthcare Center		164	6	4%	170
URGENT CARE OF THE PALM BEACHES, NORTH PALM BEACH			170	100%	170
TRADITION MEDICAL CENTER LABORATORY		55	115	68%	170
GULFCOAST PEDIATRICS		160	10	6%	170
HIGHLANDS LAKE CENTER		165	5	3%	170
WOODBIDGE FACILITY INC		164	5	3%	169
FHMG-FLORIDA HOSPITAL MEDICAL GROUP		143	26	15%	169
Life Care Center of Orlando		164	5	3%	169
QUALITY URGENT CARE AND WELLNESS PL	3	122	44	26%	169
FEDERATION CCRC OPERATIONS CORP		167	1	1%	168
NO FLORIDA PEDIATRICS, PA - BRADFORD		139	29	17%	168
PANAMA CITY DEVELOPMENTAL CENTER□		168			168
EAST NEW YORK DIAGNOSTIC AND TREATMENT		159	9	5%	168
ADVENT HEALTH CENTRA CARE - TEMPLE TERRACE	1	104	63	38%	168
HEARTLAND HEALTHCARE AND REHAB CENTER		146	22	13%	168
FINNISH AMERICAN REST HOME-ALF		165	2	1%	167
TERRACE AT HOBE SOUND, THE	1	154	12	7%	167
OSPREY VILLAGE AT AMELIA ISLAND LTD		157	10	6%	167
MEADOWCREST FAMILY PHYSICIANS		97	69	42%	166
WESLEY HAVEN VILLA	1	131	34	20%	166
ESCAMBIA COUNTY JAIL	2	128	35	21%	165
WALGREENS #06012		145	20	12%	165
THE ARLINGTON OF NAPLES INC.		162	3	2%	165
CITRUS HEALTH AND REHAB		132	33	20%	165
BROOKDALE BONITA SPRINGS		162	3	2%	165
NORTH PORT REHABILITATION AND NURSING CENTER□		163	1	1%	164
WILTON MANORS HEALTH & REHABILITATION CENTER		155	9	5%	164
BRADENTON HEALTH CARE		163			163
MINUTECLINIC DIAGNOSTIC OF TEXAS, LLC		146	17	10%	163
PRECISION GENETICS, INC		157	6	4%	163
CVS		43	120	74%	163
Signature Healthcare of Palm Beach		162	1	1%	163
KRYSTAL BAY NURSING AND REHABILITATION		157	6	4%	163
TRI COUNTY NURSING HOME		162	1	1%	163
SOMERBY LAKE NONA		154	7	4%	161
ISLAND HEALTH AND REHABILITATION CENTER		159	1	1%	160
LIFE BRITE		143	17	11%	160
GREENBRIAR REHABILITATION AND NURSING CENTER	1	159			160
KEYSTONE REHAB		160			160
ARCADIA HEALTH AND REHABILITATION CENTER		100	60	38%	160
F&T MEDICAL RESEARCH, INC		160			160
BROOKDALE PENSACOLA		158	1	1%	159

COVID-19: testing by laboratory

Data through Apr 15, 2021 verified as of Apr 16, 2021 at 09:25 AM

Data in this report are provisional and subject to change.

The numbers in the table below represent the number of Florida and non-Florida residents for whom test results were received by the Department of Health. A person can be tested by more than one laboratory and can have both positive and negative results. **Therefore, the sum of the numbers in each column will be larger than the total number of people tested.**

Reporting lab	Inconclusive	Negative	Positive	Percent positive	Total
DESOTO PALMS ALF		154	5	3%	159
WUESTHOFF REF LABORATORY			158	100%	158
WRIGHTS HEALTH CARE AND REHABILITATION CENTER		128	30	19%	158
JACKSON COUNTY HEALTH DEPARTMENT		109	49	31%	158
Peninsula Care and Rehab		146	12	8%	158
KINDRED HOSPITAL - SOUTH FLORIDA		156	2	1%	158
PEDIATRIC ASSOCIATES AT ARGYLE PA		151	7	4%	158
HAZELDEN FLORIDA	1	149	7	4%	157
ALL FLORIDA FAMILY AND SPORTS MEDICINE		134	23	15%	157
DOCTORS MEMORIAL FAMILY PRACTICE	2	119	36	23%	157
MAINSTREAM DIAGNOSTIC LABORATORY LLC		133	24	15%	157
KINDRED HOSPITAL SOUTH FLORIDA		121	35	22%	156
Englewood Healthcare and Rehab		141	15	10%	156
POINTE, THE		128	28	18%	156
BAYCARE HEALTH SYSTEMS		6	150	96%	156
TIMBERRIDGE NURSING HOME & REHAB		123	33	21%	156
DIAMOND RIDGE		147	8	5%	155
ADVENTHEALTH MEDICAL GROUP FAMILY MEDICINE AT		116	39	25%	155
NEMOURS CHILDREN'S URGENT CARE		80	75	48%	155
PROVIDENCE HOSPITAL LABORATORY		147	8	5%	155
WALTON PLACE		155			155
JEFFERSON COUNTY HEALTH DEPARTMENT-MONTICELLO		121	34	22%	155
COCOA BEACH/ADVENT CENTRA		41	114	74%	155
JPR URGENT MEDICAL CARE		150	4	3%	154
AMERICAN HOUSE COCONUT POINT		133	21	14%	154
PRUITT HEALTH		152	2	1%	154
PALMETTTO FACILITY INC	1	153			154
FAWCETT MEMORIAL HOSPITAL-LAB		39	115	75%	154
MINUTECLINIC DIAGNOSTIC		145	8	5%	153
HOSPICE OF THE TREASURE COAST		148	5	3%	153
GRAVITY DIAGNOSTICS		56	97	63%	153
SEMINOLE TRIBE OF FLORIDA		125	28	18%	153
WALGREENS 6221		136	17	11%	153
SUNNY HILLS ALF OF SEBRING INC		140	12	8%	152
PHYSICIAN PARTNERS PERRY		88	64	42%	152
CRANE CENTER		121	31	20%	152
TUSCAN ISLE CHAMPIONSGATE OP CO LLC		150	2	1%	152
ADVENTHEALTH HOSPICE CARE CENTRAL FLORIDA		147	4	3%	151
ALLCARE MEDICAL CENTERS PC		127	24	16%	151
CHERRY OAK PALM BEACH COUNTY		143	8	5%	151
FAWCETT MEMORIAL HOSPITAL LABORATORY			151	100%	151
ORANGE COUNTY CORRECTIONS HEALTH SERVICES		121	30	20%	151
NAVARRE GARDENS LLC		126	25	17%	151
ARDEN COURTS OF PALM HARBOR		131	20	13%	151
REFUAH HEALTH CENTER LABORATORY		143	8	5%	151
The Crossroads		149	1	1%	150

COVID-19: testing by laboratory

Data through Apr 15, 2021 verified as of Apr 16, 2021 at 09:25 AM

Data in this report are provisional and subject to change.

The numbers in the table below represent the number of Florida and non-Florida residents for whom test results were received by the Department of Health. A person can be tested by more than one laboratory and can have both positive and negative results. **Therefore, the sum of the numbers in each column will be larger than the total number of people tested.**

Reporting lab	Inconclusive	Negative	Positive	Percent positive	Total
CORE BIO LABS		76	74	49%	150
PALM BEACH COUNTY HEALTH DEPT LAB	4	139	7	5%	150
LABORATORY OF FLORIDA		97	53	35%	150
CROSSWINDS HEALTH AND REHABILITATION CENTER	1	147	2	1%	150
PROMPT CARE OF CENTRAL FLORIDA			149	100%	149
PRECISION HEALTH RESOURCES, LLC	1	133	15	10%	149
CLEARWATER STATMED QUICK QUALITY CLINICS		43	106	71%	149
GOLD CHOICE SENIOR COMMUNITIES		109	40	27%	149
MACKOUL PEDIATRICS FORT MYERS		130	18	12%	148
SEAGRASS VILLAGE FLEMING ISLAND		111	37	25%	148
MILLENNIUM LAB SERVICES			148	100%	148
TGH URGENT CARE - SEMINOLE			147	100%	147
East Bay Rehabilitation Center		113	34	23%	147
CARE RESOURCE COMMUNITY HEALTH CENTERS INC		140	7	5%	147
SONATA COCONUT CREEK	2	122	23	16%	147
MINUTECLINIC DIAGNOSTIC OF SOUTH CARO		122	24	16%	146
DAYSRING VILLAGE		124	22	15%	146
WEDGEWOOD HEALTHCARE CENTER		94	52	36%	146
BOSTON RED SOX CLUB LP		144	2	1%	146
Quail Run Health Care Center		146			146
WEST		129	17	12%	146
CLINICA HISPANA		1	145	99%	146
ADVENTHEALTH CENTRA CARE PONCIANA	1	81	63	43%	145
REGENCY CARE OF BLOUNTSTOWN LLC		135	10	7%	145
AEGIS MEDICAL GROUP		121	24	17%	145
BROOKDALE CAPE CORAL		145			145
FAMILY EXTENDED CARE OF CENTRAL TAMPA		127	18	12%	145
SOUTH GEORGIA MEDICAL CENTER		94	50	35%	144
NCRNC INC		140	4	3%	144
ATMORE COMMUNITY HOSPITAL LABORATORY		116	28	19%	144
WILLOWBROOKE COURT AT ST ANDREWS ESTATES		139	5	3%	144
SMILEY MEDICAL GROUP		108	35	24%	143
OPPENHEIMER PLASTIC SURGERY LLC		138	5	3%	143
JEFFERY WEINZWEIG		2	141	99%	143
PROVISTA DIAGNOSTICS, INC		140	3	2%	143
DB MD		126	16	11%	142
OAKHURST CENTER		135	7	5%	142
PALM GARDEN OF PINELLAS		142			142
RESEARCH CENTERS OF AMERICA, LLC		117	24	17%	141
HARBOR BEACH NURSING AND REHABILITATION CENTER		136	5	4%	141
PORT ST LUCIE REHABILITATION AND HEALTHCARE		98	43	30%	141
LabCorp L#09258090 M#09258105		74	67	48%	141
UNITED CLINICAL LABORATORIES		132	9	6%	141
MEMORY CARE OF NAPLES		140	1	1%	141
GATEWAY CARE CENTER		139	2	1%	141
OAKS OF KISSIMMEE HEALTH AND REHABILITATION CENTER		138	3	2%	141

COVID-19: testing by laboratory

Data through Apr 15, 2021 verified as of Apr 16, 2021 at 09:25 AM

Data in this report are provisional and subject to change.

The numbers in the table below represent the number of Florida and non-Florida residents for whom test results were received by the Department of Health. A person can be tested by more than one laboratory and can have both positive and negative results. **Therefore, the sum of the numbers in each column will be larger than the total number of people tested.**

Reporting lab	Inconclusive	Negative	Positive	Percent positive	Total
NOVARI CARE LLC		97	44	31%	141
DAYSPRING SENIOR LIVING LLC		138	2	1%	140
CITRUS MEMORIAL HOSPITAL			140	100%	140
MV MEDICAL PRACTICE DBA PRIMARY URGENT CARE		133	7	5%	140
GRAND OAKS HEALTH & REHABILITATION		138	1	1%	139
Gulf Coast Healthcare (Longwood Health and Rehab		118	21	15%	139
ADVENT HEALTH CENTRA CARE - DELAND		28	110	80%	138
AMERICAN PATHOLOGY PARTNERS		136	2	1%	138
AHEC CLINIC		8	130	94%	138
ADVENT HEALTH CENTRA CARE - CITRUS PARK		9	129	93%	138
WINDSOR OF LAKEWOOD RANCH,THE		136	2	1%	138
MAGNOLIA MEDICAL CLINIC		29	109	79%	138
Centre Pointe Health and Rehabilitation Center		127	11	8%	138
Lakeside Nursing and Rehabilitation Center	1	112	25	18%	138
CARENOW URGENT CARE - LAKE MARY			138	100%	138
MANOR CARE OF PALM HARBOR		135	3	2%	138
MED COMP SCIENCES		3	134	98%	137
DOCTOR'S IN HOUSE LABORATORY		18	119	87%	137
ARDEN COURTS OF LELY PALMS□		135	2	1%	137
MINUTECLINIC LLC #4987		120	17	12%	137
SPRING HAVEN RETIREMENT	1	133	3	2%	137
A2Z DIAGNOSTICS		136	1	1%	137
MANOR AT BLUEWATER BAY		131	6	4%	137
MERCY MEDICAL URGENT CARE CENTER INC		85	52	38%	137
GARDENS HEALTH NH LLC		134	3	2%	137
LIFE CARE CENTER OF JACKSONVILLE□		115	21	15%	136
HARBORCHASE OF VERO BEACH	1	117	18	13%	136
CLARE BRIDGE OF CAPE CORAL	1	135			136
ADVENT HEALTH CENTRA CARE - ORANGE CITY	1	53	82	60%	136
REGENCY OAKS HEALTH CENTER		134	2	1%	136
LONGWOOD HEALTH AND REHABILITATION CENTER		124	12	9%	136
HIGHLANDS MEDICAL CENTER		133	3	2%	136
JOHN KNOX VILLAGE OF CENTRAL FLORIDA		131	5	4%	136
SONATA DELRAY BEACH		125	11	8%	136
BIGGERS FAMILY MEDICINE PA	1	121	14	10%	136
PEDIATRIC CARE CENTER		135			135
Summit Medical Group		123	12	9%	135
IRL MARKET LAB ALACHUA		104	31	23%	135
KINDRED HOSPITAL NORTH FLORIDA	3	124	8	6%	135
SONATA WEST		133	2	1%	135
STEWART MEDICAL GROUP		34	100	75%	134
ADVANCED MEDICAL CENTER		86	48	36%	134
WELLOW URGENT CARE PC		132	2	1%	134
SUNY UPSTATE OVERFLOW LABORATORY		134			134
BRANDON COMMUNITY HEALTH CENTER		111	23	17%	134
VITAS HEALTHCARE		122	11	8%	133

COVID-19: testing by laboratory

Data through Apr 15, 2021 verified as of Apr 16, 2021 at 09:25 AM

Data in this report are provisional and subject to change.

The numbers in the table below represent the number of Florida and non-Florida residents for whom test results were received by the Department of Health. A person can be tested by more than one laboratory and can have both positive and negative results. **Therefore, the sum of the numbers in each column will be larger than the total number of people tested.**

Reporting lab	Inconclusive	Negative	Positive	Percent positive	Total
LEE MEMORIAL HEALTH SYSTEM HEALTH FAIR		128	5	4%	133
Gabisa Medical LLC		133			133
SOUTH CAMPUS FACILITY INC		122	11	8%	133
THE REHABILITATION CENTER OF LAKE CITY		127	5	4%	132
AMERICAN HOUSE-BONITA SPRINGS□		131	1	1%	132
SANDALWOOD NURSING CENTER		125	7	5%	132
CENTRACARE		18	114	86%	132
COASTAL DETOX		129	3	2%	132
ARIZONA DEPARTMENT OF HEALTH SERVICES		5	127	96%	132
DIAGNOSTIC LABORATORY OF OKLAHOMA		106	26	20%	132
GRAND VILLA OF ORMOND BEACH		126	6	5%	132
THE WELLNESS CENTER AT LAKEWOOD RANCH		43	88	67%	131
LABCORP RTP		53	78	60%	131
FOUNTAINS OF HOPE LLC, THE		130	1	1%	131
SONNIS PEDIATRICS PA		117	14	11%	131
LAKELAND REGIONAL HEALTH LAKE MIRIAM	2	87	42	32%	131
INTEGRATED REGIONAL LABORATORIES		119	12	9%	131
The Crossings		129	2	2%	131
MOOSEHAVEN LIFE CARE CENTER		130			130
COQUINA CENTER		125	5	4%	130
BMHSI-AEL MICROBIOLOGY LABORATORY	2	102	25	19%	129
GRAND VILLA OF LAKELAND		123	6	5%	129
TRI-COUNTY NURSING HOME		117	12	9%	129
TURNING POINT OF TAMPA		122	7	5%	129
WILLOW BROOKE COURT AT AZALEA TRACE		128	1	1%	129
CHARLES CROFT MD	1	127	1	1%	129
OAKS OF CLEARWATER, THE		126	3	2%	129
ST PETERSBURG PEDIATRICS-MLK JUNIOR BLVD		120	9	7%	129
QUICK CARE MED PL CR		80	49	38%	129
ARBOR TERRACE SAN JOSE LLC	3	123	2	2%	128
OCALA CBOC		122	6	5%	128
CORNERSTONE MEDICAL CARE OF BRANDON PL		105	23	18%	128
SHOAL CREEK REHABILITATION CENTER		85	42	33%	127
KINDRED HOSPITAL-BAY AREA-ST PETERSBURG LAB	1	120	6	5%	127
HILLSBOROUGH COUNTY DEVELOPMENTAL CTR□	1	117	9	7%	127
PANAMA PHARMACY	3	106	18	14%	127
GESSLER CLINIC PA		98	29	23%	127
THE CLUB AND REHABILITATION CENTER		126	1	1%	127
SURFSIDE URGENT CARE		104	23	18%	127
ALTERNATIVE LIVING, INC DBA TWIN CITIES PAVILION		123	3	2%	126
SOLARIS SENIOR LIVING OF MERRITT ISLAND		121	5	4%	126
VITAS HEALTHCARE CORPORATION OF FLORIDA		121	4	3%	125
MICRO PATH LABORATORIES INC		122	3	2%	125
IQBAL A FARUQUI MD□		93	32	26%	125
HEARTLAND SOUTH JACKSONVILLE OF JACKSONVILLE FL ,		125			125
L&S SENIOR CARE DBA ARCADIA OAKS	4	120	1	1%	125

COVID-19: testing by laboratory

Data through Apr 15, 2021 verified as of Apr 16, 2021 at 09:25 AM

Data in this report are provisional and subject to change.

The numbers in the table below represent the number of Florida and non-Florida residents for whom test results were received by the Department of Health. A person can be tested by more than one laboratory and can have both positive and negative results. **Therefore, the sum of the numbers in each column will be larger than the total number of people tested.**

Reporting lab	Inconclusive	Negative	Positive	Percent positive	Total
HEARTLAND PHARMACY LAKE PLACID, INC		94	31	25%	125
FLORIDA DEPARTMENT OF HEALTH IN WALTON COUNTY		111	14	11%	125
FLORIDA DEPARTMENT OF HEALTH IN LAKE COUNTY	1	79	44	35%	124
ADVENT HEALTH CENTRA CARE - BRANDON		31	93	75%	124
NORTH FL SOUTH GA HCS-MALCOM RANDALL VAMC			124	100%	124
ARBOR GLEN AT ARBOR TRACE	2	113	9	7%	124
Mt Sinai Aventura			124	100%	124
WINDERMERE MEDICAL CENTER		119	5	4%	124
ROHR HOME		121	3	2%	124
BAY REGIONAL URGENT CARE	1	83	40	32%	124
PSL NAPLES BH OPERATIONS, LLC		123			123
CITRUS MEMORIAL HEALTH SYSTEM LAB		2	121	98%	123
MEYER PEDIATRICS		107	16	13%	123
TIFFANY HALL NURSING AND REHAB CENTER		114	9	7%	123
SEMINOLE SPORTS AND FAMILY MEDICINE		108	15	12%	123
GENEDX		48	75	61%	123
ARDEN COURTS OF WEST PALM BEACH		122	1	1%	123
ISLAND URGENT CARE PLLC DBA AFC URGENT CARE		122	1	1%	123
SEVEN HILLS HEALTH AND REHABILITATION CENTER		106	16	13%	122
PALMS EDGE	1	113	8	7%	122
FLORIDA ATLANTIC UNIVERSITY		115	7	6%	122
MINUTECLINIC DIAGNOSTIC OF RHODE ISLAND, LLC #729		118	4	3%	122
THREE OAKS PHARMACY INC		109	13	11%	122
MONTEFIORE MEDICAL CENTER LABORATORIES - MOSES		112	10	8%	122
MINUTECLINIC DIAGNOSTIC OF NORTH CAROL		98	23	19%	121
Sandy Ridge Center for Rehabilitation and Healing		100	21	17%	121
EC OPCO CARROLLWOOD LLC		114	7	6%	121
SIGNATURE HEALTHCARE OF PORT CHARLOTTE		114	7	6%	121
Crystal Health & Rehab Center		115	6	5%	121
TGH URGENT CARE - TYRONE		3	118	98%	121
KEYSTYLE LIVING LLC	1	119	1	1%	121
PINELLAS COUNTY JAIL			121	100%	121
THE COURTYARD ASSISTED LIVING		117	4	3%	121
SUNRISE SENIOR LIVING OF JACKSONVILLE		112	9	7%	121
PARKVIEW HEALTH		121			121
URGENT CARE TCMA			121	100%	121
MD NOW MEDICAL CENTERS INC		88	32	27%	120
DIATHERIX LABORATORIES		71	49	41%	120
MORTON PLANT HOSPITAL NURSING		2	118	98%	120
ARBOR TERRACE ORTEGA LLC	2	116	2	2%	120
NSPIRE HEALTHCARE TAMARAC		80	40	33%	120
BROOKDALE JENSEN BEACH		117	3	3%	120
PRIME HEALTH OF NORTH PORT LLC		99	20	17%	119
MY CLINICAL LAB INC		17	102	86%	119
FLAGLER COLLEGE HEALTH SERVICES		86	33	28%	119
BROOKDALE PALM COAST		119			119

COVID-19: testing by laboratory

Data through Apr 15, 2021 verified as of Apr 16, 2021 at 09:25 AM

Data in this report are provisional and subject to change.

The numbers in the table below represent the number of Florida and non-Florida residents for whom test results were received by the Department of Health. A person can be tested by more than one laboratory and can have both positive and negative results. **Therefore, the sum of the numbers in each column will be larger than the total number of people tested.**

Reporting lab	Inconclusive	Negative	Positive	Percent positive	Total
BIODESIX, INC.		90	29	24%	119
RDX BIOSCIENCE		60	59	50%	119
PICH KTM CORP DBA MEDTOWN PHARMACY		102	17	14%	119
MED ONE AT SAINT AUGUSTINE		87	32	27%	119
HOBDAIR FAMILY HEALTH LLC		83	36	30%	119
ORANGE PARK PEDIATRICS		108	11	9%	119
MATHISON RETIREMENT COMMUNITY		114	5	4%	119
WESTCHESTER MEDICAL CENTER	1	112	5	4%	118
LATE HOURS URGENT CARE		61	57	48%	118
COASTAL HEALTH AND REHAB		110	8	7%	118
PHYSICIANS REGIONAL CLINIC		89	29	25%	118
SH HERON EAST LLC		103	15	13%	118
Golfview Healthcare Center		111	6	5%	117
VILLAS OF HOLLY BROOK - BRADENTON 14TH		115	2	2%	117
BROOKDALE COLONIAL PARK	2	114	1	1%	117
VILLAGE ON THE ISLE		111	6	5%	117
UNIVERSITY HEALTH SYSTEM INC		106	11	9%	117
NEIGHBORHOOD MEDICAL CENTER		112	5	4%	117
FHMG- FLORIDA HOSPITAL MEDICAL GROUP		102	14	12%	116
LEE COUNTY SCHOOL DISTRICT	1	108	7	6%	116
MD 365 MEDICAL CARE		115	1	1%	116
NORTHEAST FLORIDA STATE HOSP-NURSING		115	1	1%	116
BROWARD HEALTH CORAL SPRINGS EPIDEMIOLOGY DEPT		1	115	99%	116
BELVEDERE COMMONS OF FORT WALTON BEACH		106	10	9%	116
HOSPICE OF MARTIN & ST LUCIE, INC		112	3	3%	115
FHMG LAKE MARY PEDS		100	15	13%	115
SUNFLOWER SPRINGS ASSISTED LIVING		105	10	9%	115
PANCARE HEALTH GULF COUNTY		87	28	24%	115
TREASURE COAST MEDICAL ASSOCIATES		4	111	97%	115
Hialeah Nursing And Rehabilitation Center		109	6	5%	115
WESTWOOD NURSING & REHAB		80	34	30%	114
HOSPICE OF THE EMERALD COAST INC - PANAMA CITY	2	105	7	6%	114
SOUTH BALDWIN MEDICAL CENTER GULF SHORES		91	23	20%	114
ELAN BUENA VISTA		97	17	15%	114
UNIVERSITY MEDICAL CENTER SUITES		100	14	12%	114
ISLAND DOCTORS		23	91	80%	114
CABANA AT JENSEN DUNES, THE		110	4	4%	114
SUMMIT MEDICAL GROUP PA		104	10	9%	114
ST JOHNS COUNTY DETENTION CENTER		114			114
Courtyards of Orlando Care Center		102	12	11%	114
LONGWOOD CARDIOLOGY			114	100%	114
TUSCAN ISLE OPERATING COMPANY LLC DBA		110	4	4%	114
Alhambra Health and Rehabilitation		113			113
PEDIATRIC SERVICES AND BREATHING CENTER PA		86	27	24%	113
ANYLABTEST NOW		104	8	7%	112
CLEVELAND CLINIC FOUNDATION		12	100	89%	112

COVID-19: testing by laboratory

Data through Apr 15, 2021 verified as of Apr 16, 2021 at 09:25 AM

Data in this report are provisional and subject to change.

The numbers in the table below represent the number of Florida and non-Florida residents for whom test results were received by the Department of Health. A person can be tested by more than one laboratory and can have both positive and negative results. **Therefore, the sum of the numbers in each column will be larger than the total number of people tested.**

Reporting lab	Inconclusive	Negative	Positive	Percent positive	Total
ALLIED HEALTH FORT PIERCE		112			112
TREASURE COAST PRIMARY CARE		91	21	19%	112
VRL EUROFINs - HAWAII		112			112
BAYFRONT MEDICAL		90	22	20%	112
J FRANK AVEY MD		87	24	22%	111
ALL MY KIDS PEDIATRICS INC		78	33	30%	111
CSL PLASMA INC		8	103	93%	111
DELAND WELLNESS CENTER			111	100%	111
ADVENTHEALTH MEDICAL GROUP PRIMARY CARE		103	8	7%	111
MG PORT CHARLOTTE II SUBTENANT LLC		99	12	11%	111
MINUTECLINIC DIAGNOSTIC OF NORTH CARO		99	12	11%	111
LAKE HOUSE ASSISTED LIVING		93	17	15%	110
ADVANCED EMURGENT CARE		28	82	75%	110
ARDEN COURTS OF SARASOTA		93	17	15%	110
BAY PINES MEDICAL ASSOCIATES		1	109	99%	110
LENOX HILL HOSPITAL		100	9	8%	109
AVOW HOSPICE INC		109			109
GIBBENS FAMILY MEDICAL, LLC		90	19	17%	109
Riviera Health Resort		108	1	1%	109
VIERA HOSPITAL			109	100%	109
PATRICK AIR FORCE BASE		3	105	97%	108
EVANS HEALTH CARE		106	2	2%	108
MINUTECLINIC LLC #3281		95	13	12%	108
North Lake Care Center		107	1	1%	108
CAREMOUNT MEDICAL - PATHOLOGY		104	4	4%	108
GRAND VILLA OF DELAND		99	8	7%	107
NAVY HOSPITAL			107	100%	107
LANDMARK HOSPITAL SOUTHWEST FLORIDA LLC		104	3	3%	107
Ocala Oaks Rehabilitation Center		101	6	6%	107
VITAS HEALTHCARE CORP OF FLORIDA		106	1	1%	107
G & R HEALTH MART PHARMACY		87	20	19%	107
BAY VIEW HEALTHCARE		85	22	21%	107
QUALITY URGENT CARE AND WELLNESS		68	39	36%	107
NORTH FLORIDA EVALUATION AND TREATMENT CENTER	2	99	5	5%	106
SANIBEL INTERNAL MEDICINE, LLC		103	3	3%	106
ELMCROFT OF BELLA VITA		98	8	8%	106
CAN COMMUNITY HEALTH		104	2	2%	106
BROOKDALE CANOPY OAKS		74	32	30%	106
AU HEALTH		90	16	15%	106
ASHRAF MEDICAL GROUP PLLC DBA PULSE MD		103	3	3%	106
HEART OF FLORIDA REGIONAL MED CTR		35	71	67%	106
325TH MEDICAL GROUP		87	19	18%	106
EMERALD COAST BEHAVIORAL HOSPITAL		99	6	6%	105
ST PETERSBURG PEDIATRICS-SEMINOLE		92	13	12%	105
MINUTECLINIC DIAGNOSTIC OF SOUTH CAROLINA, LLC		86	19	18%	105
MINUTECLINIC DIAGNOSTIC OF OHIO LLC		83	22	21%	105

COVID-19: testing by laboratory

Data through Apr 15, 2021 verified as of Apr 16, 2021 at 09:25 AM

Data in this report are provisional and subject to change.

The numbers in the table below represent the number of Florida and non-Florida residents for whom test results were received by the Department of Health. A person can be tested by more than one laboratory and can have both positive and negative results. **Therefore, the sum of the numbers in each column will be larger than the total number of people tested.**

Reporting lab	Inconclusive	Negative	Positive	Percent positive	Total
MAJESTIC OAKS		102	3	3%	105
WHITE PLAINS HOSPITAL CENTER LAB		101	4	4%	105
NORTH SHORE MEDICAL LABS	1	97	7	7%	105
MEDICAL CONSULTANTS OF FLORIDA DBA	1	90	14	13%	105
PEDIATRIC CARE CENTER- JACKSONVILLE BEACH		75	29	28%	104
CARE CENTERS OF NASSAU, LLC - HENDRICKS RD		104			104
GRANDE, THE	2	98	4	4%	104
PREDICTIVE LABORATORIES, INC	1	90	13	13%	104
EAST RIDGE RETIREMENT VILLAGE INC		104			104
VISTA MANOR		92	12	12%	104
UNIVERSITY CENTER MEDICAL LLC DBA	1	98	5	5%	104
ST MARK ASSISTED LIVING CENTER	1	90	12	12%	103
MENORAH HOUSE		102	1	1%	103
LIFESTREAM BEHAVIORAL CENTER		82	21	20%	103
OMNI HEALTHCARE, INC		101	2	2%	103
BAPTIST MEDICAL CENTER SOUTH		82	21	20%	103
AESTHETIC SURGERY CENTER OF WINTER PARK, THE	3	95	5	5%	103
PUTNAM COUNTY SHERIFFS OFFICE		95	7	7%	102
LECONTE MEDICAL CENTER LAB		83	19	19%	102
HARBORCHASE OF NAPLES		89	13	13%	102
SUNSHINE GARDENS		101	1	1%	102
HENNEPIN HEALTHCARE LABORATORY		102			102
MACADAMS HOME HEALTH AGENCY		100	1	1%	101
ORLANDO LUTHERAN TOWERS ASSISTED LIVING		101			101
CCS - BROWARD COUNTY JAIL		94	7	7%	101
BROOKDALE VERO BEACH SOUTH AL		101			101
MIAMI BEACH COMMUNITY HEALTH CENTER		2	99	98%	101
PruittHealth Fleming Island		87	13	13%	100
GLOBAL CENTRAL LABS AT PPD	2	88	10	10%	100
EMERALD COAST CENTER		96	4	4%	100
DOUGLAS T JACOBSON STATE VETERANS HOME		100			100
BLOCK NATION CHASE		86	14	14%	100
Consulate Health Care of Port Charlotte		98	2	2%	100
TOTAL CARE PLUS LLC			100	100%	100
Cross Landings Health and Rehabilitation		97	2	2%	99
NORTH CENTRAL BRONX HOSPITAL		94	5	5%	99
Consulate Health Care of Jacksonville		85	14	14%	99
AFTER HOURS PEDIATRICS			99	100%	99
CENTRAL FLORIDA HEALTH CARE		47	52	53%	99
BLISS HEALTHCARE SERVICES	1	75	23	23%	99
KALEIDA HEALTH CENTER FOR LABORATORY		92	6	6%	98
Fouraker Hills Rehab and Nursing		89	9	9%	98
KORGENE LAB	1	28	69	70%	98
PORT CHARLOTTE REHABILITATION CENTER		84	14	14%	98
SEMINOLE COUNTY HEALTH DEPARTMENT		79	19	19%	98
URINEGOODHANDS LLC		96	2	2%	98

COVID-19: testing by laboratory

Data through Apr 15, 2021 verified as of Apr 16, 2021 at 09:25 AM

Data in this report are provisional and subject to change.

The numbers in the table below represent the number of Florida and non-Florida residents for whom test results were received by the Department of Health. A person can be tested by more than one laboratory and can have both positive and negative results. **Therefore, the sum of the numbers in each column will be larger than the total number of people tested.**

Reporting lab	Inconclusive	Negative	Positive	Percent positive	Total
VALLEY MEDICAL CENTER		91	7	7%	98
TREASURE COAST PEDIATRICS PA		92	6	6%	98
PLAZA OF HALLANDALE BEACH		98			98
FLORIDA COMMUNITY HEALTH CENTERS INC			98	100%	98
HAWTHORN HOUSE		84	14	14%	98
LANDMARK, THE		48	50	51%	98
RIDGEWOOD DIAGNOSTIC LABORATORY		92	5	5%	97
DEVANSH LAB WERKS INC		79	18	19%	97
HEALTH CENTERS AT BRENTWOOD		96	1	1%	97
HURLBURT FIELD CLINIC		39	58	60%	97
ARBOR TRAIL		77	20	21%	97
MINNESOTA TWINS		92	5	5%	97
SUPERIOR RESIDENCES OF LECANTO		82	15	15%	97
SOUTH LAKE PEDIATRICS		82	14	15%	96
QPS, LLC		93	3	3%	96
MARKET STREET VIERA		95	1	1%	96
BAYSHORE MEMORY CARE		96			96
PEDIATRIC ASSOCIATES ORLANDO		82	14	15%	96
ADVENT HEALTH CENTRA CARE - EAST ORLANDO		65	30	32%	95
CROSS CITY REHABILITATION AND HEALTH CARE CENTER		72	23	24%	95
THE TERRACE OF KISSIMMEE		80	15	16%	95
MD NOW MEDICAL CENTERS, INC.		74	21	22%	95
DIAGNOSTIC SOLUTIONS		3	91	97%	94
EXPRESS DOCS LLC		6	88	94%	94
PUBLIC SQUARE PHARMACY LLC		74	20	21%	94
ADVENT HEALTH CENTRA CARE - WATERMAN		79	15	16%	94
LABFIRST - DEPARTMENT OF PATHOLOGY		90	4	4%	94
Conway Lakes Health and Rehabilitation Center		93	1	1%	94
TALLAHASSEE VA OPC		89	5	5%	94
BRIDGEVIEW CENTER LLC		81	13	14%	94
PALM BAY HOSPITAL			94	100%	94
ERIE COUNTY MEDICAL CTR CLINICAL LABS		90	4	4%	94
CONSULATE HEALTH CARE OF SARASOTA	1	93			94
PRIMECARE AT TWIN LAKES		2	92	98%	94
WE SCREEN LLC		89	4	4%	93
PENNSYLVANIA DEPT OF HEALTH		21	72	77%	93
EAST ALABAMA MEDICAL CENTER LABORATORY		81	12	13%	93
PRESERVE AT PALM AIRE	3	90			93
STONY BROOK UNIVERSITY MEDICAL CENTER		79	14	15%	93
VILLAGES VA CBOC	2	85	6	6%	93
LAFAYETTE NURSING AND REHABILITATION CENTER		91	2	2%	93
RARITAN BAY PERTH AMBOY		83	9	10%	92
DAVITA LABORATORY		69	23	25%	92
JOHN KNOX VILLAGE OF FLORIDA ALF	1	87	4	4%	92
BARRY UNIVERSITY STUDENT HEALTH SERVICES		52	40	43%	92
CLINICAL LABS OF HAWAII		92			92

COVID-19: testing by laboratory

Data through Apr 15, 2021 verified as of Apr 16, 2021 at 09:25 AM

Data in this report are provisional and subject to change.

The numbers in the table below represent the number of Florida and non-Florida residents for whom test results were received by the Department of Health. A person can be tested by more than one laboratory and can have both positive and negative results. **Therefore, the sum of the numbers in each column will be larger than the total number of people tested.**

Reporting lab	Inconclusive	Negative	Positive	Percent positive	Total
NEW SMYRNA BEACH URGENT CARE			92	100%	92
BAHIA OAKS LODGE		85	6	7%	91
HERON CLUB AT PRESTANCIA		89	2	2%	91
CENTURY CENTER FOR REHABILITATION & HEALING		73	18	20%	91
MAGNOLIA DIAGNOSTIC		2	89	98%	91
SIGNATURE HEALTHCARE OF MIDDLEBURG		89	2	2%	91
DEBARY HEALTH AND REHABILITATION CENTER		88	3	3%	91
KINDRED AT HOME		82	9	10%	91
TREASURE COAST FORENSIC TREATMENT CTR		70	21	23%	91
A COUNTRY PLACE ASSISTED LIVING FACILITY		89	2	2%	91
ROSECASTLE AT DELANEY CREEK		90	1	1%	91
AVERO DIAGNOSTICS		67	24	26%	91
Winter Garden Rehab and Nursing Facility		79	11	12%	90
KEYS MEDICAL GROUP			90	100%	90
WALGREENS #04809	1	80	9	10%	90
LAKE GIBSON VILLAGE, LLC		87	3	3%	90
CRESTVIEW URGENT CARE		16	74	82%	90
MD 365 MEDICAL CARE PLLC		89			89
CALADIUM PEDIATRICS		79	10	11%	89
ATRIUM AT LIBERTY PARK		85	4	4%	89
STUART LODGE LIVING LLC		66	23	26%	89
NORTH FLORIDA SPINE AND WELLNESS		69	20	22%	89
Lanier Rehab		64	25	28%	89
COOPER FAMILY MEDICAL PLLC		69	20	22%	89
FREEDOM INN AT TARPON SPRINGS		82	7	8%	89
EVENTEST, LLC		87	2	2%	89
Winter Park Care and Rehab		88	1	1%	89
GRACE MEDICAL HOME		73	16	18%	89
WINDSOR OAKS		88	1	1%	89
Baldwin Pediatrics		77	11	13%	88
CATHOLIC HEALTH SYSTEM DEPT LABORATORY		84	4	5%	88
COLONY CARE CENTER		72	16	18%	88
CATHOLIC HEALTH SERVICES REGIONAL LAB		80	8	9%	88
GRAND OAKS OF JENSEN BEACH LLC		87	1	1%	88
PERSONAL PEDIATRICS		78	10	11%	88
GOVERNOR'S CREEK HEALTH & REHABILITATION		87	1	1%	88
PACIFIC ANALYTICS			87	100%	87
BAYLOR GENETICS		75	12	14%	87
EISENHOWER ARMY MEDICAL CENTER		80	7	8%	87
UNIVERSITY OF NEW MEXICO HOSPITAL		87			87
JERICO URGENT CARE		83	4	5%	87
CHILDRENS CLINIC		39	48	55%	87
PANIRA HEALTHCARE CLINIC		2	85	98%	87
BRANDON HEALTH AND REHABILITATION CENTER	1	85	1	1%	87
CLYDE E LASSEN STATE VETERANS NURSING HOME		62	25	29%	87
MIAMI SHORES NURSING & REHAB		86			86

COVID-19: testing by laboratory

Data through Apr 15, 2021 verified as of Apr 16, 2021 at 09:25 AM

Data in this report are provisional and subject to change.

The numbers in the table below represent the number of Florida and non-Florida residents for whom test results were received by the Department of Health. A person can be tested by more than one laboratory and can have both positive and negative results. **Therefore, the sum of the numbers in each column will be larger than the total number of people tested.**

Reporting lab	Inconclusive	Negative	Positive	Percent positive	Total
BISHOP GRADY VILLAS		84	2	2%	86
DISCOVERY VILLAGE AT THE FORUM		86			86
ACE BIOMEDICAL LABS LLC		73	13	15%	86
CHAMBREL AT ISLAND LAKE		82	4	5%	86
BRILLIANCE ASSISTED LIVING		69	17	20%	86
FLORIDA PEDIATRIC GROUP		31	55	64%	86
NAPHCARE, INC.		76	10	12%	86
WALGREENS #12673		82	4	5%	86
PENSACOLA DEVELOPMENTAL CENTER		67	19	22%	86
MEDEXPRESS - BLOOMIN BRANDS		65	20	24%	85
SUWANNEE COUNTY SHERIFF OFFICE		82	3	4%	85
MEDRITE URGENT CARE		71	14	16%	85
PRMG - EAST NAPLES	1	73	11	13%	85
TROPICANA MANUFACTURING COMPANY INC		79	6	7%	85
HUNTINGTON HOSPITAL LABORATORY		82	3	4%	85
BEACHES PEDIATRICS PA		80	5	6%	85
W. FRANK WELLS NURSING HOME		84	1	1%	85
ST VINCENT'S BIRMINGHAM		78	7	8%	85
PINES OF SARASOTA GARDEN		84			84
NITE LITE PEDIATRICS - JACKSONVILLE		76	8	10%	84
ARBOR OAKS AT TYRONE	9	73	2	2%	84
PARK OF THE PALMS INC		83	1	1%	84
PEDIATRIC SERVICES OF AMERICA INC		79	5	6%	84
Summit Medical Group, Pa Dba Citymd		77	7	8%	84
LONG TERM CARE OF JAY, LLC		63	21	25%	84
MID FLORIDA PRIMARY CARE PA		69	14	17%	83
CANOPY ON BERRYHILL, THE		51	32	39%	83
PLYMOUTH HOME FOR ADULTS, INC.	8	74	1	1%	83
HUNTSVILLE HOSPITAL LABORATORY		58	25	30%	83
MISIR DRUGS LLC		70	13	16%	83
LABCORP EMPLOYER SERVICES		82	1	1%	83
LAKE HOWELL FAMILY MEDICINE ASSOCIATES		69	14	17%	83
ARLINGTON OF NAPLES INC, THE		82			82
Lexington Health and Rehabilitation Center		82			82
THE PAVILION FOR HEALTH CARE		72	10	12%	82
LAB		29	53	65%	82
DELCARE PA		65	16	20%	81
CAMPBELL URGENT CARE		15	66	81%	81
BIO-TECH CLINICAL LABORATORIES		41	40	49%	81
JENNIFER J CHIAVETTA-GRLSANTI DC		65	16	20%	81
ALLIANCE PEDIATRICS		49	31	39%	80
INSTITUTE OF PATHOLOGY KINGS COUNTY		77	3	4%	80
HOLMES COUNTY HEALTH DEPARTMENT	1	66	13	16%	80
BALMORAL TENANT SERVICES INC	1	43	36	45%	80
ECOLAB GROUP		45	35	44%	80
LAB PLUS, LLC AT SAINT THOMAS WEST HOSPITAL		66	14	18%	80

COVID-19: testing by laboratory

Data through Apr 15, 2021 verified as of Apr 16, 2021 at 09:25 AM

Data in this report are provisional and subject to change.

The numbers in the table below represent the number of Florida and non-Florida residents for whom test results were received by the Department of Health. A person can be tested by more than one laboratory and can have both positive and negative results. **Therefore, the sum of the numbers in each column will be larger than the total number of people tested.**

Reporting lab	Inconclusive	Negative	Positive	Percent positive	Total
BROWARD HEALTH MEDICAL CENTER CLINICAL LAB			80	100%	80
VETERANS AFFAIRS MEDICAL CENTER - PALO ALTO		28	51	65%	79
ALTAMONTE PEDIATRIC ASSOCIATES		31	48	61%	79
ROYAL CARE OF AVON PARK		76	3	4%	79
AR ANESTHESIA LLC		77	2	3%	79
CBS LABS OF TAMPA LLC		3	76	96%	79
DOCTORS CENTER PA,THE		67	12	15%	79
SIMED LABORATORY		63	16	20%	79
EDGEWATER AT WATERMAN VILLAGE		78	1	1%	79
EMERGENCY PHYSICIANS MEDICAL CENTER LLC		57	22	28%	79
NEW MEXICO STATE PUBLIC HEALTH DIVISION		78			78
CENTRAL BALDWIN IMMEDIATE CARE & FAMILY PRACTICE		60	18	23%	78
LAKE MORTON PLAZA□		75	3	4%	78
LEVY COUNTY DEPARTMENT OF HEALTH		56	21	27%	77
WALGREENS 9627		71	6	8%	77
BOND CLINIC PA		45	32	42%	77
MEDICAL PAVILION CLINIC		59	18	23%	77
HEALTH FIRST - PALM BAY HOSPITAL		2	75	97%	77
WEST VOLUSIA FAMILY AND SPORTS MEDICINE		75	2	3%	77
ORANGE CITY NURSING AND REHAB		75	2	3%	77
DOH-WEST PALM BEACH BRANCH LABORATORY		3	74	96%	77
INFINITY BIOLOGIX LLC OAKDALE		72	5	6%	77
BAYCARE MEDICAL GROUP		71	6	8%	77
DYNAMIC MEDICAL USA			76	100%	76
PROMEDICA LABORATORIES		21	55	72%	76
MOBILE PHYSICIAN SERVICES INC		68	8	11%	76
S-H THIRTY-FIVE OPCO- PORT ST LUCIE, LLC	1	75			76
SHERMAN-ABRAMS LABORATORY INC		70	6	8%	76
ASSOCIATED CLINICAL LABORATORIES		68	8	11%	76
CLINICAL PATHOLOGY ASSOCIATES-SONIC REFERENCE LAB		76			76
LPG PRIMARY CARE AT SURFSIDE		68	8	11%	76
WINDSOR REFLECTIONS		75	1	1%	76
BROWARD HEALTH MEDICAL CENTER		3	72	96%	75
JACOBI MEDICAL CENTER		70	5	7%	75
MICHAEL AKPEKE MD		66	9	12%	75
NORTH SHORE UNIVERSITY HOSPITAL LABORATORY		68	7	9%	75
ELLKAY HEALTHCARE DATA PLUMBERS	52	19	4	5%	75
WATERCREST ST LUCIE WEST	1	69	5	7%	75
ENCOMPASS HEALTH REHABILITATION HOSPITAL OF LARGO		72	3	4%	75
ADVENTHEALTH EXPRESSCARE		45	30	40%	75
Gulfport Rehabilitation Center		72	3	4%	75
SCOTT LAKE HEALTH AND REHABILITATION CENTER		71	3	4%	74
BENTLEY VILLAGE II		65	9	12%	74
SUN CLINICAL LABORATORIES		73	1	1%	74
NORTH FLORIDA PEDIATRICS		57	17	23%	74
OAK MANOR NURSING HOME		70	4	5%	74

COVID-19: testing by laboratory

Data through Apr 15, 2021 verified as of Apr 16, 2021 at 09:25 AM

Data in this report are provisional and subject to change.

The numbers in the table below represent the number of Florida and non-Florida residents for whom test results were received by the Department of Health. A person can be tested by more than one laboratory and can have both positive and negative results. **Therefore, the sum of the numbers in each column will be larger than the total number of people tested.**

Reporting lab	Inconclusive	Negative	Positive	Percent positive	Total
MIRIMUS CLINICAL LABS	2	32	40	54%	74
NOAH CLINICAL LABORATORY		63	11	15%	74
STONY BROOK SOUTHAMPTON		72	2	3%	74
CENTRAL FLORIDA PEDIATRICS		38	36	49%	74
AESTHETIC ENHANCEMENTS		74			74
BROOKDALE OVIEDO		72	2	3%	74
PANCARE HEALTH - FREEPORT CLINIC SUITE B		65	9	12%	74
LAKE CITY VA MEDICAL CENTER			74	100%	74
PANCARE HEALTH - MALONE CLINIC		67	7	9%	74
TAMPA BAY CONCIERGE DOCTOR, LLC		71	2	3%	73
GOOD HEARTS COVID TESTING		30	43	59%	73
DISCOVERY VILLAGE AT PALM BEACH GARDENS		71	2	3%	73
NOMI HEALTH LAB SERVICES LLC		5	68	93%	73
WALGREENS 2941		70	3	4%	73
PALM RIVER COMMUNITY HEALTH CENTER		66	7	10%	73
VANDERBILT UNIVERSITY MEDICAL CENTER		64	9	12%	73
CONSULATE HEALTH CARE - LAKE MARY		72	1	1%	73
THE GOOD SHEPARDS OF DELAND-WEST		72	1	1%	73
GV NAPLES OPCO, LLC		71	1	1%	72
MD LABS		45	27	38%	72
CRAIG BERGER MD PL D/B/A BAY AREA EYE INSTITUTE		72			72
SMS DO PA		61	11	15%	72
CVS MINUTE CLINIC		1	71	99%	72
HAVEN OF OUR LADY OF PEACE		72			72
COASTAL LABORATORIES OF FLORIDA		63	9	13%	72
FLORIDA MEDICAL CLINIC PA		50	22	31%	72
GRAND ST PAUL CVS		71	1	1%	72
CONCENTRA - FT LAUDERDALE - COMMERCIAL BLVD		72			72
SOS MOBILE MEDICAL CARE LLC		61	11	15%	72
ADVANCED LAB		67	4	6%	71
AMMON LABS		61	10	14%	71
STERLING HOUSE OF TALLAHASSEE	3	62	6	8%	71
BOND CLINIC DR ELDEEB		35	36	51%	71
INDIGO MANOR		22	49	69%	71
INN AT ASTON GARDENS AT PELICAN POINTE,THE		67	4	6%	71
BENTLEY CARE CENTER		71			71
BARNETT PARK		2	69	97%	71
LUTHERAN HAVEN ASSISTED LIVING		71			71
TITUSVILLE FAMILY PRACTICE		16	55	77%	71
ADVENT HEALTH - LAKE MARY		61	10	14%	71
CL BRUMBACK PRIMARY CARE CLINICS		17	54	76%	71
MED EXPRESS		6	64	91%	70
HARMONY CLINIC		1	69	99%	70
BREVARD HEALTH ALLIANCE INC		67	3	4%	70
USF HEALTH MORSANI CENTER		5	65	93%	70
Highlands Regional Hospital		63	7	10%	70

COVID-19: testing by laboratory

Data through Apr 15, 2021 verified as of Apr 16, 2021 at 09:25 AM

Data in this report are provisional and subject to change.

The numbers in the table below represent the number of Florida and non-Florida residents for whom test results were received by the Department of Health. A person can be tested by more than one laboratory and can have both positive and negative results. **Therefore, the sum of the numbers in each column will be larger than the total number of people tested.**

Reporting lab	Inconclusive	Negative	Positive	Percent positive	Total
BioReference Laboratories, Inc		8	62	89%	70
DEVELOPMENTAL DISABILITIES DEFENDANT PROGRAM		68	2	3%	70
SUNCOAST COMMUNITY HEALTH CENTERS PEDIATRICS		21	49	70%	70
SUMMIT AT VENICE	2	63	5	7%	70
KINGS BAY PEDIATRICS LLC		64	6	9%	70
LABCORP		18	51	74%	69
SAN JOSE SENIOR CARE LLC	1	43	25	36%	69
ARTHREX MEDICAL CENTER		39	30	43%	69
MEMORIAL MANOR		69			69
LINCOLN MEDICAL AND MENTAL HEALTH CENTER		66	3	4%	69
HERITAGE HEALTHCARE AND REHABILITATION CENTER		69			69
PLANTATION GENERAL HOSPITAL CLINICAL LAB		26	43	62%	69
OHI WEST INC		61	8	12%	69
CP/AIG PENSACOLA DEVELOPMENT LLC		66	3	4%	69
THOMAS INTERNAL MEDICINE		58	11	16%	69
ST VINCENTS PRIMARY CARE		62	7	10%	69
PARKSIDE INN	3	64	2	3%	69
BIG BOCA SMILES LLC		66	2	3%	68
CENTRAL FLORIDA HEALTH SERVICES		50	18	26%	68
THE TRADITION OF THE PALM BEACHES		66	2	3%	68
PROMEDICA SENIOR LIVING		64	4	6%	68
GENPATH			68	100%	68
TOWERS HOME CARE		64	4	6%	68
SUNCOAST OPTIMAL WELLNESS		23	45	66%	68
AEL- MEMPHIS		17	51	75%	68
MEASE MANOR INC		63	4	6%	67
NAPHCARE INC		62	5	7%	67
MICHAEL A VENAZIO MD		63	4	6%	67
SUMTER PEDIATRICS		62	5	7%	67
SOMERBY OF SANTA ROSA BEACH		58	9	13%	67
EC OPCO PENSACOLA, LLC		66	1	1%	67
SANTA BARBARA CARE CENTER		45	21	32%	66
OKEECHOBEE URGENT CARE		17	49	74%	66
BOND AND STEELE CLINIC, PA		52	14	21%	66
MANATEE COUNTY JAIL		65	1	2%	66
INTERNAL MEDICINE ASSOCIATES PA		62	4	6%	66
SAMFORD UNIVERSITY HEALTH SERVICES		65	1	2%	66
AMERICAN FAMILY MEDICAL		53	13	20%	66
MEDEX MEDICAL EXPRESS OF PALATKA			66	100%	66
Stratford Court of Palm Harbor		56	10	15%	66
VETERANS AFFAIRS MEDICAL CENTER - GULF COAST		27	39	59%	66
ST JOSEPHS HOSPITAL SOUTH HOSPITAL			66	100%	66
CVS NY4098030POCT NEW YORK		64	1	2%	65
ISLAND COAST PEDIATRICS		58	7	11%	65
HORIZON ALF		64	1	2%	65
SUMMER VISTA ASSISTED LIVING		38	27	42%	65

COVID-19: testing by laboratory

Data through Apr 15, 2021 verified as of Apr 16, 2021 at 09:25 AM

Data in this report are provisional and subject to change.

The numbers in the table below represent the number of Florida and non-Florida residents for whom test results were received by the Department of Health. A person can be tested by more than one laboratory and can have both positive and negative results. **Therefore, the sum of the numbers in each column will be larger than the total number of people tested.**

Reporting lab	Inconclusive	Negative	Positive	Percent positive	Total
ADVENT HEALTH CENTRA CARE - WINTER GARDEN		19	46	71%	65
FAST PACE MEDICAL CLINIC, PLLC		55	10	15%	65
WADSWORTH HEALTH CENTER		62	3	5%	65
CORAL GABLES HOSPITAL			65	100%	65
OUT OF STATE		40	25	38%	65
ROCKLEDGE REGIONAL MEDICAL CENTER		30	35	54%	65
NXGEN MDX		20	45	69%	65
HERNANDO COUNTY FIRE RESCUE DISTRICT		31	34	52%	65
BROOKDALE CENTRE POINTE	1	64			65
MINUTECLINIC DIAGNOSTIC OF NEW JERSEY		57	8	12%	65
LPG CONVENIENT CARE AT PINE ISLAND ROAD		58	6	9%	64
APC PEDIATRICS AT RYE ROAD MEDICAL PARK		63	1	2%	64
JOSEPH L MORSE GERIATRIC CENTER	2	59	3	5%	64
NORTH FLORIDA MEDICAL CENTER		58	6	9%	64
EAST HILL PHARMACY		45	19	30%	64
VIERA HEALTH AND REHABILITATION CENTER		62	2	3%	64
SUNCOAST TECHNICAL COLLEGE SCHOOL OF HEALTH		64			64
PM PEDIATRICS		55	9	14%	64
SILVER LAKE PEDIATRICS PA		57	7	11%	64
NEMOURS CHILDRENS PRIMARY CARE OVIEDO		51	13	20%	64
BRADFORD COUNTY HEALTH DEPARTMENT		63	1	2%	64
TRINITY AL SENIOR HOUSING LLC		45	19	30%	64
ENCOMPASS HEALTH REHABILITATION HOSPITAL		64			64
TROY REGIONAL MEDICAL CENTER		53	11	17%	64
SAFARI PEDIATRICS PA		62	2	3%	64
GREENLEAF ALF		63	1	2%	64
ADVENT HEALTH - PALM COAST		2	62	97%	64
GUIDEWELL EMERGENCY MEDICINE DOCTORS LLC		33	31	48%	64
NORTH FLORIDA PEDIATRICS - JACKSONVILLE		57	6	10%	63
WILSON MEMORIAL REGIONAL MEDICAL CENTER		59	4	6%	63
DAVID POSNACK JEWISH DAY SCHOOL		63			63
BURRY'S PHARMACY INC		38	25	40%	63
BEEHIVE HOMES OF GULF BREEZE		47	16	25%	63
ROSECASTLE OF JACKSONVILLE LLC		62	1	2%	63
NICEVILLE URGENT CARE		17	46	73%	63
KESHAV RX LLC		51	12	19%	63
MEADOWCREST FAMILY PHYSICIANS PA	1	39	23	37%	63
FLORIDA HEALTH CARE		8	55	87%	63
MEDI CLINIC SARASOTA INC		62	1	2%	63
BIOREFERENCE LABORATORIES INC		11	52	83%	63
ST FRANCIS HOSPITAL		54	8	13%	62
MEDLOGIC LABORATORIES		3	59	95%	62
LAKELAND REGIONAL HEALTH		38	24	39%	62
MENTAL HEALTH CARE INC		53	9	15%	62
EMERALD COAST HOSPICE		61	1	2%	62
CINNAMON COVE ALF		61	1	2%	62

COVID-19: testing by laboratory

Data through Apr 15, 2021 verified as of Apr 16, 2021 at 09:25 AM

Data in this report are provisional and subject to change.

The numbers in the table below represent the number of Florida and non-Florida residents for whom test results were received by the Department of Health. A person can be tested by more than one laboratory and can have both positive and negative results. **Therefore, the sum of the numbers in each column will be larger than the total number of people tested.**

Reporting lab	Inconclusive	Negative	Positive	Percent positive	Total
PANCARE HEALTH - JACKSON COUNTY		51	11	18%	62
ATLAN		54	8	13%	62
PALM BAY URGENT CARE		28	34	55%	62
MULBERRY CARE CENTER		52	10	16%	62
DEPT OF VA MED CENTE-WEST PALM BEACH			62	100%	62
GOLDEN POND COMMUNITIES		62			62
GEORGE E WEEMS MEMORIAL HOSPITAL LAB		52	10	16%	62
MINUTECLINIC DIAGNOSTIC OF KANSAS, PA		53	9	15%	62
Palms at Ponte Vedra Assisted Living and Memory Care		59	3	5%	62
OVERLOOK HOSPITAL LABORATORY		57	5	8%	62
REHAB AND HEALTHCARE CENTER OF CAPE CORAL		61			61
CDR MAGUIRE INC	1	7	53	87%	61
ADVENT HEALTH - FOUR CORNERS ER		47	14	23%	61
ERDOX		57	4	7%	61
FAMILY HEALTH CENTER		43	18	30%	61
RITECARE MED CTR H			61	100%	61
WASHINGTON REHABILITATION AND NURSING CENTER		51	10	16%	61
SIMEDHEALTH LLC		51	10	16%	61
ST CLOUD PHYSICIAN MANAGEMENT LLC DBA ST CLOUD		28	33	54%	61
TWIN CREEKS ASSISTED LIVING & MEMORY CARE		57	3	5%	60
ORTHOPAEDIC SURGERY CENTER		60			60
PREMISE HEALTH MIA		22	38	63%	60
THE PRESERVE AT CLEARWATER		58	2	3%	60
NORTH FLORIDA PHARMACY		53	7	12%	60
ERIC C MRSHAL, MD, PC #1842		57	3	5%	60
GRAND AVENUE RX			60	100%	60
ADVENTHEALTH MEDICAL GROUP MULTISPECIALTY			60	100%	60
1ST PRIORITY LAB SERVICES		50	10	17%	60
CHILDREN'S HOSPITAL OF ALABAMA		59	1	2%	60
CARE CENTERS OF NASSAU LLC MINER ROAD SOUTH		60			60
WAVE CREST HEALTH AND REHABILITATION CENTER		57	3	5%	60
SONORAN DESERT PATHOLOGY ASSOCIATES		3	57	95%	60
INTERNAL LAB		50	10	17%	60
81ST MEDICAL GROUP		28	32	53%	60
FLORIDA HEALTH CARE DELAND			59	100%	59
SACRED HEART MEDICAL GROUP URGENT CARE		49	10	17%	59
FERN PARK DEVELOPMENTAL CENTER		5	54	92%	59
BIOTECH		52	7	12%	59
MARQUIS LABS, LLC		57	2	3%	59
MILLENM PHYSICIANS GROUP		1	58	98%	59
BIG BEND CARES, INC		51	8	14%	59
STEINHATCHEE FAMILY MEDICAL CENTER	1	50	8	14%	59
MINUTECLINIC DIAGNOSTIC OF HAWAII LLC		52	7	12%	59
UHEALTH AT FISHER ISLAND			59	100%	59
CARDIOLOGY AND MEDICINE ASSOCIATES		43	16	27%	59
TBI RESIDENTIAL SERVICES, INC.		48	11	19%	59

COVID-19: testing by laboratory

Data through Apr 15, 2021 verified as of Apr 16, 2021 at 09:25 AM

Data in this report are provisional and subject to change.

The numbers in the table below represent the number of Florida and non-Florida residents for whom test results were received by the Department of Health. A person can be tested by more than one laboratory and can have both positive and negative results. **Therefore, the sum of the numbers in each column will be larger than the total number of people tested.**

Reporting lab	Inconclusive	Negative	Positive	Percent positive	Total
SONATA BOCA RATON		54	4	7%	58
BUECHELE DENTAL PA DBA CLERMONT FAMILY DENTISTRY		48	10	17%	58
ADVENT HEALTH - MOUNT DORA		10	48	83%	58
ALEXANDER NININGER STATE VETERANS		58			58
TUKA PEDIATRICS		7	51	88%	58
EVIVIA		55	3	5%	58
Margate Health and Rehabilitation Center		56	2	3%	58
CALHOUN COUNTY HEALTH DEPT		29	29	50%	58
MICHIGAN DEPARTMENT OF HEALTH AND HUMAN SERVICES	1		57	98%	58
KINDRED HOSPITAL CENTRAL TAMPA BLOOD GAS	1	52	5	9%	58
COOPER FAMILY MEDICAL, PLLC		48	10	17%	58
TGH URGENT CARE POWERED BY FAST TRACK			57	100%	57
SARATOGA HOSPITAL LABORATORY		52	5	9%	57
PREMIUM HEALTH SERVICES OF TAMPA BAY LLC		34	23	40%	57
CORNERSTONE PEDIATRICS		45	12	21%	57
ASCENSION SACRED HEART BAY LABORATORY		54	3	5%	57
LAKE SHERIFF		43	14	25%	57
KAPG FLEMING ISLAND SENIOR HOUSING OPCO LLC	1	56			57
LAKE CO EMPLOYEE HEALTH AND WELLNESS CENTER		51	6	11%	57
GENESIS DERMATOLOGY		53	4	7%	57
Bon Secours Maria Manor		52	5	9%	57
MALCOM RANDALL DEPT OF VAMC			57	100%	57
MINUTECLINIC DIAGNOSTIC OF SOUTH CAROL		52	5	9%	57
LEE COMMUNITY HEALTHCARE - LEHIGH		49	8	14%	57
VALENCIA HOUSE ALF		55	2	4%	57
FINLAY CLINICAL LABORATORY		20	37	65%	57
ALL AMERICAN URGENT CARE			57	100%	57
ALZHEIMERS CARE CENTER OF VIERA LTD		37	20	35%	57
THE CANOPY AT BERRYHILL		57			57
KEY WEST MEDICAL CENTER	1	50	6	11%	57
SOUTHSIDE HOSPITAL NORTHWELL HEALTH LABORATORY		49	7	13%	56
EAGLES WATCH CLUSTER		47	9	16%	56
HIALEAH HOSPITAL RESPIRATORY DEPT			56	100%	56
CENTRA CARE - LAKE NONA		6	50	89%	56
DAVENPORT PEDIATRICS CLERMONT PA		50	6	11%	56
MAIN STREET MEDICAL CENTER OF CRESTVIEW PA		37	19	34%	56
ATRIA PARK OF LAKE FOREST (WG HERITAGE LF LLC)		54	2	4%	56
TRADITIONAL HOME HEALTH OF PALM BEACH INC		54	2	4%	56
TIFFANY HALL NURSING AND REHAB		44	12	21%	56
URGENT CARE USA LLC		2	54	96%	56
DOT DOC SARASOTA		51	5	9%	56
ENCOMPASS HEALTH REHABILITATION HOSPITAL OF SARASOTA		56			56
PATHOLOGY CONSULTANTS OF NEW MEXICO		56			56
WORLD OF PEDIATRICS LLC		48	8	14%	56
SPRING MANOR ASSISTED LIVING		56			56
MAUREEN OROURKE-FUTEY			56	100%	56

COVID-19: testing by laboratory

Data through Apr 15, 2021 verified as of Apr 16, 2021 at 09:25 AM

Data in this report are provisional and subject to change.

The numbers in the table below represent the number of Florida and non-Florida residents for whom test results were received by the Department of Health. A person can be tested by more than one laboratory and can have both positive and negative results. **Therefore, the sum of the numbers in each column will be larger than the total number of people tested.**

Reporting lab	Inconclusive	Negative	Positive	Percent positive	Total
Grand Villa of Clearwater		51	5	9%	56
EAST CENTRAL FLORIDA OUTPATIENT IMAGING		43	12	22%	55
OCOE PEDIATRICS		48	7	13%	55
Salerno Bay Health & Rehabilitation Center		45	10	18%	55
KENDALL REGIONAL MEDICAL CENTER LAB	3		52	95%	55
PALM BAY PEDIATRICS		36	19	35%	55
PREMIER MEDICAL ASSOCIATES ALL FLORIDA LLC		54	1	2%	55
NITE LITE PEDIATRICS - PORT ST. LUCIE		46	9	16%	55
S-H THIRTY FIVE OPCO - ORANGE CITY, LLC		45	10	18%	55
GENTIVA HEALTH SERVICES CERTIFIED INC		52	3	5%	55
WEST ISLIP URGENT CARE		50	5	9%	55
SONATA HUNTERS CREEK		47	8	15%	55
LONG ISLAND UNIVERSITY - POST CAMPUS		50	5	9%	55
VPA PC LAB		48	7	13%	55
CAMBRIDGE SECURITY SERVICES		51	3	6%	54
SARASOTA CO. HEALTH DEPT # 58		40	14	26%	54
APOLLOMDX LABS		32	22	41%	54
PRODUCTION HEALTH SAFETY MANAGEMENT		53	1	2%	54
FUTURE PEDIATRICS		51	3	6%	54
Jupiter Medical Center Pavilion		53	1	2%	54
JUNIPER VILLAGE AT NAPLES		53	1	2%	54
CITYMD OF MANAHAWKIN		52	2	4%	54
FAMILY EXTENDED CARE OF PUNTA GORDA		54			54
ORLANDO CLINICAL RESEARCH CENTER		51	3	6%	54
UNITED LABORATORY SERVICES CORPORATION		38	16	30%	54
CERTUS MTD OPCP LLC		52	2	4%	54
ST. CLOUD MEDICAL GROUP		54			54
CLERMONT HEALTH AND REHAB		40	14	26%	54
LPG PULMONOLOGY-COCONUT POINT		46	7	13%	53
QUOTIENT SCIENCES LABS LLC			53	100%	53
MISSION OAKS ASSISTED LIVING		51	2	4%	53
BARNES HEALTHCARE OF FLORIDA LLC		49	4	8%	53
UNIVERSITY OF WEST FLORIDA, THE		52	1	2%	53
LPG PRIMARY CARE AT PINE ISLAND		44	9	17%	53
LITTLE NECK URGENT CARE		51	2	4%	53
SOMERSET			53	100%	53
PENNSYLVANIA DEPARTMENT OF HEALTH BUREAU OF LABORATORIES			53	100%	53
ADVENT HEALTH EXPRESS CARE		5	48	91%	53
ALLIANCE COMMUNITY FOR RETIREMENT LIVING		53			53
Osprey Point Nursing Center		51	2	4%	53
INTERNAL MEDICINE SPECIALIST		46	6	12%	52
ROCHESTER GENERAL HOSPITAL LABORATORY		48	4	8%	52
LEE MEMORIAL HEALTH SYSTEM D/B/A LEE COMMUNITY		48	4	8%	52
SNH BRFL TENANT LLC	2	50			52
PHILLIPPE RIDGE		40	12	23%	52
LONG ISLAND JEWISH MED CTR		48	4	8%	52

COVID-19: testing by laboratory

Data through Apr 15, 2021 verified as of Apr 16, 2021 at 09:25 AM

Data in this report are provisional and subject to change.

The numbers in the table below represent the number of Florida and non-Florida residents for whom test results were received by the Department of Health. A person can be tested by more than one laboratory and can have both positive and negative results. **Therefore, the sum of the numbers in each column will be larger than the total number of people tested.**

Reporting lab	Inconclusive	Negative	Positive	Percent positive	Total
FG RAPID		49	3	6%	52
HOME CARE PHARMACY		52			52
NEW YORK PRESBYTERIAN - QUEENS DIAGNOSTIC		48	4	8%	52
ORCHID COVE AT DAYTONA		45	7	13%	52
HOLY NAME HOSPITAL LABORATORY		50	2	4%	52
CAPE REGIONAL MEDICAL CENTER		49	3	6%	52
ADVENT HEALTH		49	3	6%	52
ST ANTHONYS PRIMARY CARE LLC/JACKSON STREET			52	100%	52
JOHN D ARCHBOLD MEMORIAL HOSPITAL		50	1	2%	51
SOUTH CAROLINA DEPT OF HEALTH AND ENVIRONMENT CONTROL		11	40	78%	51
GULFVIEW MEDICAL INSTITUTE		51			51
WALGREENS #10373		49	2	4%	51
MIAMI CLINICAL RESEARCH CORP		12	39	76%	51
AVANTE ST CLOUD		48	3	6%	51
TGH URGENT CARE - RIVERVIEW			51	100%	51
LPG PEDIATRICS AT PAGE FIELD		50	1	2%	51
FLORIDA MEDICAL CLINIC - MULTI SPECIALTY CAMPUS		23	28	55%	51
LAKE INTERNAL MEDICINE ASSOCIATES PA		44	7	14%	51
SOUTHEAST ALABAMA MEDICAL CENTER			51	100%	51
LAKELAND REGIONAL HEALTH GATEWAY CENTER		28	23	45%	51
FELICIDAD MEDICAL CENTER		5	46	90%	51
INN AT THE FOUNTAINS, THE		34	17	33%	51
ADVANCE URGENT CARE CENTER, LLC		10	41	80%	51
BENTON HOUSE OF PORT ORANGE		44	6	12%	50
CAMP BOGGY CREEK		49	1	2%	50
MILLENNIA ADVANCED SCIENTIFIC LLC			50	100%	50
HILA BECKERMAN MD LLC	1	45	4	8%	50
PRACTICE MANAGEMENT OF AMERICA, INC.		7	43	86%	50
RAINBOW PEDIATRICS PC LLC / BREAKFAST POINT		39	11	22%	50
BETHUNE-COOKMAN UNIVERSITY		32	18	36%	50
MARIANNA HEALTH AND REHABILITATION CENTER		49	1	2%	50
QHC UPSTATE MEDICAL PC		41	9	18%	50
CARE ATC - ANDES			50	100%	50
PORT ST. LUCIE - ZAXBY'S		50			50
CITY OF OCALA EMPLOYEE HEALTH AND WELLNESS CENTER		43	7	14%	50
IMMEDIATE CARE PA		46	4	8%	50
AMELIA ASSISTED LIVING FACILITY		50			50
POPLAR HEALTHCARE PLLC	1	11	38	76%	50
IMA MEDICAL CENTER		34	15	31%	49
Guardian Care Nursing and Rehabilitation Center		49			49
SOFT CELL LABORATORIES		45	4	8%	49
ST JOSEPHS CHILDRENS OUTREACH			49	100%	49
ADVENTIST HEALTH SYSTEM FLORIDA		34	15	31%	49
HEALTH FIRST - CAPE CANAVERAL HOSPITAL		1	48	98%	49
NORTHBROOK CENTER FOR		47	2	4%	49
OPTUMCARE SOUTH FLORIDA, LLC		42	7	14%	49

COVID-19: testing by laboratory

Data through Apr 15, 2021 verified as of Apr 16, 2021 at 09:25 AM

Data in this report are provisional and subject to change.

The numbers in the table below represent the number of Florida and non-Florida residents for whom test results were received by the Department of Health. A person can be tested by more than one laboratory and can have both positive and negative results. **Therefore, the sum of the numbers in each column will be larger than the total number of people tested.**

Reporting lab	Inconclusive	Negative	Positive	Percent positive	Total
ALLEGRO		47	2	4%	49
LINCOLN DIAGNOSTIC LAB		47	2	4%	49
MADISON COUNTY MEMORIAL HOSPITAL LABORATORY		15	34	69%	49
USF		1	48	98%	49
PROFESSIONAL PEDIATRICS		47	2	4%	49
MINUTECLINIC, LLC		43	6	12%	49
DOH		23	26	53%	49
NIGHT LITE PEDIATRICS CENTER LLC		10	39	80%	49
FHMG_CTR FOR SENIOR HEALTH		44	5	10%	49
SOLARIS SENIOR LIVING NORTH NAPLES		48	1	2%	49
Citymd Of Toms River		42	7	14%	49
S-H THIRTY FIVE OPCO - LUTZ, LLC		47	1	2%	48
PERSONAL PEDIATRICS PA		45	3	6%	48
GRAND OAKS OF PALM CITY LLC	1	41	6	13%	48
GRAND VILLA OF DEL RAY WEST		44	4	8%	48
BAPTIST URGENT CARE		44	4	8%	48
PREMIER COMMUNITY HEALTHCARE GROUP INC		46	2	4%	48
MORTON PLANT			48	100%	48
NAPLES PEDIATRICS INC		43	5	10%	48
BAY CENTER HURRICANE SHELTER		48			48
ISLAND URGENT CARE PLLC		44	4	8%	48
THE TERRACE OF JACKSONVILLE		3	45	94%	48
CAREMED INTERNAL MEDICINE		30	18	38%	48
COURTYARD GARDENS OF BOYNTON BEACH, LLC		45	3	6%	48
SEWANEE MOLECULAR DIAGNOSTICS LABORATO		48			48
BITTINGS APOTHECARY INC		42	6	13%	48
COURTYARD GARDENS OF JUPITER		48			48
LYSTER ACH FT RUCKER AL		45	3	6%	48
INTERCOASTAL MEDICAL GROUP		2	46	96%	48
PREMIER MEDICAL ASSOCIATES		46	2	4%	48
GRAND VILLA OF ALTAMONTE SPRINGS		40	7	15%	47
MAGNOLIA DIAGNOSTICS, LLC	1	19	27	57%	47
ADVENT HEALTH - LAKE WALES		35	12	26%	47
COMPLETE HOME CARE OF THE PALM BEACHES LLC		43	4	9%	47
FAMILY EXTENDED CARE OF WINTER HAVEN		45	2	4%	47
MOBILE DOC FL, LLC		29	18	38%	47
PANCARE HEALTH - BAY COUNTY - YOUNGSTOWN		42	5	11%	47
ADVENTHEALTH MEDICAL GROUP FAMILY MEDICINE		42	5	11%	47
LIGHTHOUSE PEDIATRICS OF NAPLES		42	5	11%	47
INTERLAB		1	46	98%	47
POINTE AT NEW PORT PLACE,THE		47			47
HERNANDO ENDOSCOPY AND SURGERY CENTER		36	11	23%	47
WINTER GARDEN REHAB AND NURSING CENTER		43	4	9%	47
JFK MEDICAL CENTER NORTH LAB		1	46	98%	47
GRAMERCY PARK URGENT CARE		45	2	4%	47
PINES NURSING HOME		45	2	4%	47

COVID-19: testing by laboratory

Data through Apr 15, 2021 verified as of Apr 16, 2021 at 09:25 AM

Data in this report are provisional and subject to change.

The numbers in the table below represent the number of Florida and non-Florida residents for whom test results were received by the Department of Health. A person can be tested by more than one laboratory and can have both positive and negative results. **Therefore, the sum of the numbers in each column will be larger than the total number of people tested.**

Reporting lab	Inconclusive	Negative	Positive	Percent positive	Total
URGENT CARE & WELLNESS CENTER		15	32	68%	47
THE MEDICAL GROUP OF SOUTH FLORIDA INC		41	6	13%	47
NAVARRE GARDENS		41	6	13%	47
MINUTECLINIC DIAGNOSTIC OF NORTH CAROLINA		44	2	4%	46
WG EVERGREEN WOODS SH LLC		46			46
H LEE MOFFITT CANCER CENTER MICRO		46			46
TRICORE REF LABS - UNIV OF NM		46			46
MINUTECLINIC DIAGNOSTIC MEDICAL GROUP		42	4	9%	46
PREMIER PLACE HEALTHCARE AT THE GLENVIEW		46			46
PATRICK MANOR INCORPORATED		46			46
HARTFORD HEALTH SERVICES LLC		46			46
CDR MAGUIRE - MIAMI BEACH CC MISSION 17388		2	44	96%	46
NORTH FLORIDA / SOUTH GEORGIA VETERANS HEALTH SYSTEM		1	45	98%	46
CARE 4 U MANAGEMENT, INC			46	100%	46
KAPG ST AUGUSTINE SENIOR HOUSING OPCO LLC		37	9	20%	46
ADVENT HEALTH MEDICAL GROUP OB GYN AT		40	6	13%	46
COLLIER BLVD HMA PHYSICIAN MANAGEMENT LLC		46			46
LUTHERAN HAVEN EXTENDED CONGREGATE CAR		46			46
EAST MANATEE FAMILY	1	1	44	96%	46
BD MEDICAL SYSTEMS		43	2	4%	45
SOUTHPORT SQUARE HARBOUR HEALTH		45			45
ALLIANCE OF PHYSICIANS AGAINST COVID-19			45	100%	45
REDI-MED WALK-IN FAMILY CARE			45	100%	45
SUNSHINE ASSISTED LIVING		45			45
HIGHLANDS COUNTY FIRE RESCUE		45			45
TANVIR H SHAGAR NP		38	7	16%	45
ARCPPOINT LABS OF WEST PALM BEACH		8	37	82%	45
BRP SH OPCO LLC		45			45
CITY OF CAPE CORAL		35	10	22%	45
MID-FLORIDA PATHOLOGY, LLC		35	10	22%	45
SAN CARLOS PHARMACY		39	6	13%	45
AVALON PARK RETIREMENT RESIDENCE		43	2	4%	45
STUART URGENT CARE			45	100%	45
LARA HEALTH AND WELLNESS CENTER LLC		45			45
VIP WALK IN CLINIC		23	22	49%	45
NEXT MOLECULAR ANALYTICS		14	31	69%	45
NEOGENOMICS LABORATORIES INC		45			45
PLAINVIEW URGENT CARE		42	3	7%	45
WALGREENS 3145		42	3	7%	45
Rehabilitation Center of the Palm Beaches		45			45
COLLIER URGENT CARE CENTERS		44	1	2%	45
GREENSBORO PATHOLOGY LLC		33	11	25%	44
BENTON HOUSE OF CLERMONT		44			44
RADIOLOGY ASSOCIATES OF VENICE AND ENGLEWOOD		42	2	5%	44
UNION MEDICAL CARE PLLC		43	1	2%	44
TRINITY URGENT CARE		36	8	18%	44

COVID-19: testing by laboratory

Data through Apr 15, 2021 verified as of Apr 16, 2021 at 09:25 AM

Data in this report are provisional and subject to change.

The numbers in the table below represent the number of Florida and non-Florida residents for whom test results were received by the Department of Health. A person can be tested by more than one laboratory and can have both positive and negative results. **Therefore, the sum of the numbers in each column will be larger than the total number of people tested.**

Reporting lab	Inconclusive	Negative	Positive	Percent positive	Total
FLORIDA HOSPITAL		28	16	36%	44
NEWPATH DIAGNOSTICS		36	8	18%	44
INNOVATIVE GX LABORATORIES		37	7	16%	44
ROYAL PALM SENIOR RESIDENCE		44			44
ASHTON PLACE	3	37	4	9%	44
CAREATC INC BRANDON	7	34	3	7%	44
PRINCETON VILLAGE		40	4	9%	44
ST JUDE LABORATORIES		40	4	9%	44
Gulf Shore Care Center		39	5	11%	44
GOLFCREST HEALTHCARE CENTER		44			44
SIDDH INC DBA SAN CARLOS PHARMACY		41	3	7%	44
PEDIATRICS OF CENTRAL FLORIDA – SAINT CLOUD	2	40	2	5%	44
WALGREENS CO		38	6	14%	44
MINUTECLINIC DIAGNOSTIC OF LOUISIANA		41	3	7%	44
IMA MEDICAL GROUP POINCIANA		18	26	59%	44
CLEARWATER PAIN MANAGEMENT ASSOCIATES		42	2	5%	44
ADULT MEDICINE OF LAKE COUNTY INC			44	100%	44
THE MERIDIAN AT BOCA RATON	1	43			44
TRIPLE O MEDICAL SERVICES INC		41	3	7%	44
University Hills health and Rehabilitation		33	10	23%	43
PINELLAS INTERNAL MEDICINE ASSOCIATES	1	39	3	7%	43
BRANCH MEDICAL CLINIC			43	100%	43
FIRST CHOICE URGENT CARE		12	31	72%	43
DUVAL PHARMACY		32	11	26%	43
LOURDES HOSPITAL INC		41	2	5%	43
AHMG SURGICAL SPECIALIST		43			43
FLAGLER HOSPITAL INC	2		41	95%	43
BIOFIRE		11	32	74%	43
CAREATC			43	100%	43
EC OPCO TIMBERLIN PARC LLC		43			43
LAKE MARY KIDS CENTRA CARE		33	10	23%	43
WOLFF CTR FOR CHILD & ADOLESCENT HEALTH PLLC,THE		26	17	40%	43
RESIDENTIAL PLAZA AT BLUE LAGOON INC		39	4	9%	43
SOMA MEDICAL CENTER PA #3		6	37	86%	43
CVS MINUTE CLINIC DIAGNOSTIC OF NORTH CAROL		37	6	14%	43
BAYCARE MEDICAL GROUP INC		3	39	93%	42
NORTH CAROLINA DEPARTMENT OF HEALTH & HUMAN SERVICES	1		41	98%	42
CLINICAL LABORATORY		42			42
BENTON HOUSE OF ST. JOHNS		40	2	5%	42
ALWAYS BEST CARE SENIOR SERVICES		38	4	10%	42
NORTHWELL HEALTH PLAINVIEW HOSPITAL LABORATORY		33	9	21%	42
LAKE COUNTY SCHOOLS EMPLOYEE HEALTH CENTER		30	12	29%	42
THE PALMS PHARMACY, INC		39	3	7%	42
PACIFICA SENIOR LIVING OCALA		37	5	12%	42
ATRIA WILLOW WOOD		40	2	5%	42
BRONX LEBANON HOSPITAL-MEDICAL CENTER		38	4	10%	42

COVID-19: testing by laboratory

Data through Apr 15, 2021 verified as of Apr 16, 2021 at 09:25 AM

Data in this report are provisional and subject to change.

The numbers in the table below represent the number of Florida and non-Florida residents for whom test results were received by the Department of Health. A person can be tested by more than one laboratory and can have both positive and negative results. **Therefore, the sum of the numbers in each column will be larger than the total number of people tested.**

Reporting lab	Inconclusive	Negative	Positive	Percent positive	Total
Atlantic Shore Nursing and Rehab		42			42
ROADS PEDIATRICS,LLC		40	2	5%	42
MAIMONIDES-SHALOM ACADEMY, INC		41	1	2%	42
LONGLEAF DIAGNOSTIC LABORATORIES		13	29	69%	42
KIVA AT CANTERBURY		25	17	40%	42
THORNBURG PEDIATRICS		38	3	7%	41
LEE MEMORIAL HEALTH SYSTEM		37	4	10%	41
CITRUS COUNTY HEALTH DEPARTMENT		35	6	15%	41
D W MCMILLAN MEMORIAL HOSPITAL		30	11	27%	41
A & R RESEARCH GROUP		35	6	15%	41
STAT ONE URGENT CARE CENTER		2	39	95%	41
EASTERN SHORE URGENT CARE		30	11	27%	41
BULLS HEAD URGENT CARE		39	2	5%	41
CROSSROADS URGENT CARE		26	15	37%	41
MAKO MEDICAL		21	20	49%	41
CAREHERE LAKE SCHOOLS EMPLOYEE HEALTH CENTER		28	13	32%	41
PEDIATRICS OF CENTRAL FLORIDA KISSI		33	8	20%	41
SOUTH FLORIDA BAPTIST HOSPITAL			41	100%	41
FLORIDA HOSPITAL NEW SMYRNA		4	37	90%	41
WHITE-WILSON MEDICAL CENTER		30	11	27%	41
UNIVERSITY OF ALABAMA		38	3	7%	41
University Hospital		34	7	17%	41
CAPITAL REGIONAL MEDICAL CENTER		2	38	95%	40
THE LODGE AND REHABILITATION CENTER		24	16	40%	40
ADVENT HEALTH CENTRA CARE - LAKELAND		30	10	25%	40
SUNSHINE PEDIATRICS OF CENTRAL FLORIDA PL		37	3	8%	40
Heritage Park Care and Rehabilitation		40			40
WINDSOR WOODS REHAB & HEALTHCARE CTR		38	2	5%	40
LEE PHYSICIAN GROUP COLLEGE POINT		40			40
PRIDE DIAGNOSTICS		24	16	40%	40
MULBERRY'S MOBILE PROVIDER SERVICES LLC		25	15	38%	40
CONCENTRA URGENT CARE		36	4	10%	40
FAMILY AND INTERNAL MEDICINE AT AVALON PARK		36	4	10%	40
M&V SAN JOSE MEDICAL CENTER			40	100%	40
CLINICAL PATHOLOGY LABORATORIES, INC		40			40
STETSON UNIVERSITY STUDENT HEALTH CENTER		3	37	93%	40
SUNSHINE PEDIATRICS		38	1	3%	39
MEDEX MEDICAL EXPRESS OF PALATKA LLC			39	100%	39
ORLANDO HEALTH PRIMARY CARE PEDIATRICS		38	1	3%	39
BAY COUNTY JAIL ANNEX		34	5	13%	39
ADVENTHEALTH MEDICAL GROUP PULMONOLOGY		34	5	13%	39
WG BAYPOINT VILLAGE SH LLC		38	1	3%	39
UNIVERSITY BEHAVIORAL CENTER		39			39
GENEXPERT			39	100%	39
BAYSHORE PATHOLOGY CONSULTANTS PA		37	2	5%	39
ISLAMORADA VILLAGE OF ISLANDS FIRE RESCUE		36	3	8%	39

COVID-19: testing by laboratory

Data through Apr 15, 2021 verified as of Apr 16, 2021 at 09:25 AM

Data in this report are provisional and subject to change.

The numbers in the table below represent the number of Florida and non-Florida residents for whom test results were received by the Department of Health. A person can be tested by more than one laboratory and can have both positive and negative results. **Therefore, the sum of the numbers in each column will be larger than the total number of people tested.**

Reporting lab	Inconclusive	Negative	Positive	Percent positive	Total
GUYAN VALLEY WELLNESS CENTER		32	7	18%	39
GRAND VILLA OF NEW PORT RICHEY		32	7	18%	39
NIGHT LITE PEDIATRIC CENTER		10	29	74%	39
BROOKDALE BRANDON	1	38			39
BOND CLINIC, PA		9	30	77%	39
ORLANDO ORTHOPAEDIC OUTPATIENT SURGERY CENTER		33	6	15%	39
WELLMED AT NEW TAMPA		28	11	28%	39
ADVENTHEALTH MEDICAL GROUP FAMILY & INTERNAL		15	24	62%	39
CLINICAL RESEARCH SEQUENCING PLATFORM		8	31	79%	39
CEDAR CREEK AT KINGS BAY INC		39			39
CORRECTIONAL MEDICAL GROUP		27	12	31%	39
BELVEDERE COMMONS OF SUN CITY CENTER		39			39
JUNIPER VILLAGE AT CAPE CORAL		34	5	13%	39
EP MEDICAL EQUIPMENT PHARMACY		33	6	15%	39
GROWING TOGETHER PEDIATRICS, LLC		35	4	10%	39
STEWART MEDICAL GROUP, INC		21	17	45%	38
MOLECULAR DIAGNOSTICS		5	33	87%	38
TAYLORVILLE FAMILY MEDICINE		31	7	18%	38
PALM POINT BEHAVIORAL HEALTH		38			38
ANDALUSIA HEALTH		21	17	45%	38
INNOVATION CLINICAL TRIALS, INC			38	100%	38
SOUTHCOR LABORATORY		4	34	89%	38
REOPEN DIAGNOSTICS			38	100%	38
FLORIDA DEPARTMENT OF HEALTH CLAY COUNTY		25	13	34%	38
AUTUMN OF SARASOTA		12	26	68%	38
VETERANS AFFAIRS MEDICAL CENTER - NEW YORK HARBOR		36	2	5%	38
HOMEWOOD RESIDENCE AT FREEDOM PLAZA		37	1	3%	38
BASSETTI MEDICAL RESEARCH INC		30	8	21%	38
ATRIA SAN PABLO		36	2	5%	38
LMH SKILLED NURSING UNIT		38			38
Life Care Center of Citrus County		37	1	3%	38
CCRC @ SUNFLOWER LLC		35	3	8%	38
UNIVERSITY MEDICAL CTR OF PRINCETON AT		36	2	5%	38
CITRUS CARE CLINIC			37	100%	37
PONCE THERAPY CARE CENTER		34	3	8%	37
HOLLISMED LLC		35	2	5%	37
HOLZER HEALTH CENTER		5	32	86%	37
ARTHREX MEDICAL CENTER EAST		25	12	32%	37
ST LUCIE COUNTY JAIL		28	9	24%	37
UNION MEDICAL CARE		37			37
FAMILY EXTENDED CARE OF SEBRING INC		35	2	5%	37
ST AUGUSTINE PEDIATRIC ASSOC		33	4	11%	37
DCH REGIONAL MEDICAL CENTER LABORATORY		36	1	3%	37
THE COLLIER AT NAPLES		36	1	3%	37
ALAN A SMITH MD LLC		34	3	8%	37
HR SARASOTA OPERATOR LLC		25	12	32%	37

COVID-19: testing by laboratory

Data through Apr 15, 2021 verified as of Apr 16, 2021 at 09:25 AM

Data in this report are provisional and subject to change.

The numbers in the table below represent the number of Florida and non-Florida residents for whom test results were received by the Department of Health. A person can be tested by more than one laboratory and can have both positive and negative results. **Therefore, the sum of the numbers in each column will be larger than the total number of people tested.**

Reporting lab	Inconclusive	Negative	Positive	Percent positive	Total
MINUTECLINIC DIAGNOSTIC OF RHODE ISLAND, LLC #1544		36	1	3%	37
COLLIER HMA PHYSICIAN MANAGEMENT LLC		27	10	27%	37
WALK IN MEDICAL URGENT CARE		37			37
SEWALLS POINT PHARMACY INC		29	8	22%	37
PATHOGENIUS LABORATORIES		30	7	19%	37
RIVERHEAD URGENT CARE		36	1	3%	37
BAY STREET PHARMACY		35	2	5%	37
CONNECTICUT DEPARTMENT OF HEALTH		22	15	41%	37
ONE MILO		37			37
ACCURATE DIAGNOSTIC LAB		35	2	5%	37
METROPOLITAN CHARITIES INC		34	3	8%	37
PECONIC BAY MEDICAL CENTER LABORATORY		28	9	24%	37
CENTRAL FLORIDA HEALTH CARE INC WAUCHULA SITE 2		29	8	22%	37
Casa Mora Rehabilitation & Extended Care		34	2	6%	36
ROCKLAND URGENT CARE FAMILY HEALTH NP		35	1	3%	36
ORLANDO COVID TEST , LLC		31	5	14%	36
MEDCOMP SCIENCES			36	100%	36
LPG CONVENIENT CARE AT METRO		33	3	8%	36
Kensington Gardens		36			36
WALGREEN		26	10	28%	36
BVL/LITTLE ANGEL PEDIATRICS		36			36
FLORIDA PEDIATRIC GROUP PA		28	8	22%	36
PHYSICIAN ASSOCIATES LLC		26	10	28%	36
WEINBERG VILLAGE		35	1	3%	36
MAINSTREET FAMILY URGENT CARE		1	35	97%	36
AIR, LAND & SEA PHYSICALS & CONSULTATIONS, LLC		35	1	3%	36
GRAND VILLA OF ST. PETERSBURG		34	2	6%	36
WASHINGTON COUNTY HEALTH DEPARTMENT		24	12	33%	36
MINUTE CLINIC DIAGNOSTIC OF VIRGINIA, LLC		36			36
HARMONY HEALTH OPCO, LLC		15	21	58%	36
EXPRESS CARE OF TAMPA BAY LLC		5	31	86%	36
CARE HERE		12	24	67%	36
PATHGROUP		9	27	75%	36
TNC WALK IN CLINIC		25	11	31%	36
PINELLAS PARK FIRE DEPARTMENT		36			36
ENCOMPASS HEALTH REHABILITATION OF ALTAMONTE		31	5	14%	36
MINUTECLINIC DIAGNOSTIC OF MICHIGAN		33	3	8%	36
EMORY CLINIC, THE		34	2	6%	36
NORTHSIDE HOSPITAL EMERGENCY DEPT		31	4	11%	35
FLORIDA PRESBYTERIAN HOMES INC		33	2	6%	35
MINUTE CLINIC LLC #2216		32	3	9%	35
METRO KNOXVILLE HMA		25	10	29%	35
REDI-MED WALK IN FAMILY CLINIC			35	100%	35
POARCH BANC CREEK INDIANS TRIBAL HEALTH DEPARTMENT			35	100%	35
ISLAND LAKE CENTER		14	21	60%	35
PORT SAINT JOHN FAMILY PRACTICE		21	14	40%	35

COVID-19: testing by laboratory

Data through Apr 15, 2021 verified as of Apr 16, 2021 at 09:25 AM

Data in this report are provisional and subject to change.

The numbers in the table below represent the number of Florida and non-Florida residents for whom test results were received by the Department of Health. A person can be tested by more than one laboratory and can have both positive and negative results. **Therefore, the sum of the numbers in each column will be larger than the total number of people tested.**

Reporting lab	Inconclusive	Negative	Positive	Percent positive	Total
CRESTVIEW IMMEDIATE CARE LL		11	24	69%	35
P23 LABS		35			35
ALABAMA CLINICS		19	16	46%	35
ENCOMPASS HEALTH REHABILITATION HOSPITAL OF PANAMA CITY		30	5	14%	35
SOUTHEASTERN OUTPATIENT SURGERY CENTER		32	3	9%	35
MEDEXPRESS URGENT CARE WEST TAMPA			35	100%	35
HARBORCHASE OF WELLINGTON CROSSING		33	2	6%	35
PARKSIDE HEALTH AND REHABILITATION CENTER			35	100%	35
ST. MARYS MEDICAL CENTER		1	34	97%	35
ASSISTED LIVING OF BROWARD		35			35
A AND R RESEARCH GROUP LLC		31	4	11%	35
ADVENT HEALTH - FISH MEMORIAL		2	33	94%	35
MINUTECLINIC, LLC, DBA MINUTECLINIC #5		31	4	11%	35
NCHD		21	14	40%	35
AU MEDICAL CENTER, INC	1	30	4	11%	35
FHMG-FLORIDA HOSPITAL MEDICAL GROUP		25	10	29%	35
WUESTHOFF MEMORIAL HOSPITAL			35	100%	35
IRL		4	31	89%	35
BOCA TOXICOLOGY LLC		33	2	6%	35
GRAND VILLA OF ENGLEWOOD		30	5	14%	35
NEUROINTERNATIONAL SARASOTA		32	3	9%	35
WALGREENS COVID-19		27	8	23%	35
VIKOR SCIENTITIC		5	30	86%	35
BAYCARE HEALTH SYSTEMS, LLC			34	100%	34
FORT CAROLINE GARDENS, INC		32	2	6%	34
JUPITER MEDICAL CENTER PHYSICIANS GROUP, INC		30	4	12%	34
TUSCAN GARDENS OF DELRAY BEACH MANAGEMENT COMPANY,		34			34
THE SPRINGS OF PARC HILL		33	1	3%	34
FLORIDA MEDICAL CLINIC IM MLK		24	10	29%	34
PARAMOUNT WALK-IN CLINIC		1	33	97%	34
RASHDA ALBIBI M.D. P.A.		31	3	9%	34
FLORIDA DEPARTMENT OF HEALTH IN MONROE COUNTY		27	7	21%	34
MIDDLETOWN MEDICAL P C		24	10	29%	34
MINUTE CLINIC, LLC DBA MINUTECLINIC #4505		31	3	9%	34
JAMAICA HOSPITAL MEDICAL CENTER		30	4	12%	34
WELLSTAR KENNESTONE HOSPITAL		31	3	9%	34
GULFSIDE HOSPICE INC		31	3	9%	34
JACKSON HEALTH SYSTEM		2	32	94%	34
COMMUNITY MEDICAL CARE CENTER INC			34	100%	34
SOUTHWEST LABS		34			34
HUNT CLUB MEDICAL		15	19	56%	34
LONG TERM CARE OF GULF BREEZE LLC		30	4	12%	34
AYERS NURSING AND REHABILITATION CENTER		34			34
TRADITIONAL HOME CARE INC		33	1	3%	34
CARILLON SPORTS AND FAMILY MEDICINE		25	8	24%	33
MINUTE CLINIC DIAGNOSTIC OF SC, LLC #75		31	2	6%	33

COVID-19: testing by laboratory

Data through Apr 15, 2021 verified as of Apr 16, 2021 at 09:25 AM

Data in this report are provisional and subject to change.

The numbers in the table below represent the number of Florida and non-Florida residents for whom test results were received by the Department of Health. A person can be tested by more than one laboratory and can have both positive and negative results. **Therefore, the sum of the numbers in each column will be larger than the total number of people tested.**

Reporting lab	Inconclusive	Negative	Positive	Percent positive	Total
GRAND VILLA OF PINELLAS PARK		31	2	6%	33
STATCARE URGENT AND WALK-IN MEDICAL CA		30	3	9%	33
AMBRY GENETICS CORPORATION	23	10			33
GREENRIDGE GROUP HOME	3	11	19	58%	33
FAST PACE MEDICAL CLINIC		28	5	15%	33
BOND CLINIC		3	30	91%	33
LONG BEACH URGENT CARE		33			33
EASYCARE WALK-IN CLINIC	1	11	21	64%	33
WARDE MEDICAL LABORATORY		25	8	24%	33
AMMON ANALYTICAL LABORATORIES		29	4	12%	33
HUNTINGTON STATION URGENT CARE		32	1	3%	33
WESTWOOD NURSING AND REHABILITATION		28	5	15%	33
EVERLYWELL		19	14	42%	33
KINDRED HOSPITAL OCALA		30	3	9%	33
Consulate Health Care of Orange Park		27	6	18%	33
PHOSPHORUS DIAGNOSTICS		27	6	18%	33
VILLA COURT LLC		33			33
VETERANS HOME		1	32	97%	33
EMORY UNIVERSITY HOSPITAL		28	5	15%	33
SANFORD MOBILE LAB PGA TOUR		32	1	3%	33
VETERAN AFFAIRS MEDICAL CENTER - JAMES J PETERS		30	3	9%	33
AHSE ROP		32	1	3%	33
BLUE SPRINGS SURGERY CENTER		33			33
CORAL HOUSE ASSISTED LIVING COMMUNITY LLC		33			33
SMH PHYSICIAN SERVICES INC		32	1	3%	33
NIGHT LITE PEDIATRICS URGENT CARE CENTER			33	100%	33
PULSE & REMEDY LLC		17	15	47%	32
STATEN ISLAND UNIVERSITY HOSPITAL-POUCH		31	1	3%	32
ADVANCED URGENT CARE		12	20	63%	32
CIGNA PBSO WEST PALM		1	31	97%	32
FLORIDA HOSPITAL PHYSICIAN GROUP		19	13	41%	32
IPSUM DIAGNOSTICS		3	29	91%	32
OCCUPATIONAL HEALTH CENTERS OF THE SOUTHWEST PA		27	5	16%	32
Heartland Health Care Center North Sarasota		18	14	44%	32
COLORADO DEPARTMENT OF HEALTH LABORATORY SERVICES DIVISION			32	100%	32
KISSIMMEE VA OUTPATIENT CLINIC		29	3	9%	32
MADISON POINTE CARE CENTER		32			32
TREASURE ISLE LLC		32			32
PASSPORT HEALTH ORLANDO		32			32
ACCESS 365 URGENT CARE		10	22	69%	32
SYNIVERSE WELLNESS CENTER		27	5	16%	32
WESTMINSTER ST AUGUSTINE		32			32
LABORATORY ALLIANCE OF CENTRAL NEW YORK		30	2	6%	32
WOMENS CARE FLORIDA LABORATORY		25	7	22%	32
NURSES HELPING HANDS INC ALF		32			32
OPIS COQUINA CENTER		32			32

COVID-19: testing by laboratory

Data through Apr 15, 2021 verified as of Apr 16, 2021 at 09:25 AM

Data in this report are provisional and subject to change.

The numbers in the table below represent the number of Florida and non-Florida residents for whom test results were received by the Department of Health. A person can be tested by more than one laboratory and can have both positive and negative results. **Therefore, the sum of the numbers in each column will be larger than the total number of people tested.**

Reporting lab	Inconclusive	Negative	Positive	Percent positive	Total
Grand Villa of Deerfield Beach		28	4	13%	32
MEDEMERGE		30	2	6%	32
DHMD		32			32
OAKMONTE VILLAGE		30	1	3%	31
PREMIER URGENT CARE CENTER LLC			31	100%	31
UR CARE FAMILY AND SPORTS MEDICINE			31	100%	31
LAKE MARY - STIRLING CENTER SUITE 202			31	100%	31
STUART REHABILITATION AND HEALTHCARE		15	16	52%	31
UNIPATH		24	7	23%	31
COUNTY OF LOS ANGELES			31	100%	31
HEALTH FIRST - VIERA HOSPITAL		1	30	97%	31
ENT AND ALLERGY ASSOCIATES OF FLORIDA LLC		30	1	3%	31
MIGUEL E TREVINO MD PA		27	4	13%	31
ALPHA PHARMACY		28	3	10%	31
REGENCY PARK ASSISTED LIVING FACILITY		29	2	6%	31
FLORIDA ENDOSCOPY & SURGERY CTR LLC		31			31
CERON PEDIATRICS & INTEGRATIVE MEDICIN		31			31
LabCorp L#09258130 M#09258125		12	19	61%	31
DISCOVERY COMMONS AT BRADENTON		31			31
ADVENTHEALTH MEDICAL GROUP FAMILY MEDICINE AT RDV		31			31
COLLIER ANESTHESIA PAIN LLC		31			31
RESIDENCE AT BAY VUE		29	2	6%	31
FLORIDA MEDICAL CL ODOM TPA		17	14	45%	31
MICHAEL J D'AMBROSE MD PA		29	2	6%	31
STEINHATCHEE DRUGS		25	6	19%	31
AMERICAN ESOTERIC LABORATORIES		15	16	52%	31
Wiregrass Rehabilitation Center and Nursing Home		28	3	10%	31
CARDIOLOGY AND MEDICINE ASSOCIATES INC		30	1	3%	31
FAMILY CARE PARTNERS URGENT CARE LLC		24	6	20%	30
MINUTECLINIC, LLC #4230		26	4	13%	30
GRAND LIVING AT LAKEWOOD RANCH		29	1	3%	30
CHIPOLA MEDICAL ASSOCIATES		10	20	67%	30
CLINCLOUD, LLC			30	100%	30
SANITAS		4	26	87%	30
COLORADO DEPARTMENT OF PUBLIC HEALTH AND ENVIRONMENT			30	100%	30
CARLOS F FUSTER MD PA		28	2	7%	30
MINUTE CLINIC DIAGNOSTIC OF VIRGINIA		23	7	23%	30
WILLAMETTE VALLEY TOXICOLOGY LLC		28	2	7%	30
NORTH PINELLAS CHILDRENS MEDICAL CENTER			30	100%	30
AMEERAH LABS			30	100%	30
HERITAGE WATERSIDE		27	3	10%	30
LEE PHYSICIAN GROUP		27	3	10%	30
MARYLAND DEPARTMENT OF HEALTH			30	100%	30
TAMPA URGENT CARE			30	100%	30
BUREAU OF PUBLIC HEALTH	1	9	20	67%	30
OAK HARBOR ASSISTED LIVING FACILITY		27	3	10%	30

COVID-19: testing by laboratory

Data through Apr 15, 2021 verified as of Apr 16, 2021 at 09:25 AM

Data in this report are provisional and subject to change.

The numbers in the table below represent the number of Florida and non-Florida residents for whom test results were received by the Department of Health. A person can be tested by more than one laboratory and can have both positive and negative results. **Therefore, the sum of the numbers in each column will be larger than the total number of people tested.**

Reporting lab	Inconclusive	Negative	Positive	Percent positive	Total
MIDNIGHT MEDICINE			30	100%	30
PERDIDO URGENT CARE		1	29	97%	30
CENTER ONE SURGERY CENTER		24	6	20%	30
MINUTE CLINIC DIAGNOSTIC OF NEW JERSEY		29	1	3%	30
FORT VALLEY STATE UNIVERSITY		29	1	3%	30
HOLIDAY MEDICAL ASSOCIATES		4	26	87%	30
STATCARE URGENT & WALK IN MEDICAL CARE		27	3	10%	30
TREASURE COAST URGENT & FAMILY CARE		12	18	60%	30
MARTHA'S HOUSE & ASSISTED LIVING FACILITY		30			30
BOCA BIOLISTIC REFERENCE LAB			30	100%	30
THE TERRACE AT IVY ACRES ALF		11	19	63%	30
BAPTIST PRIMARY BLACK CREEK SOUTH			30	100%	30
Okeechobee Health Care Facility		16	14	47%	30
GRAND AVE PHARMACY		2	28	93%	30
CLEARWATER EMPLOYEE HEALTH CLINIC		14	16	53%	30
ADVENT HEALTH PRIMARY CARE PLUS, WINTER GARDEN		26	4	13%	30
JOSEF SCHENKER MD PC DBA CENTERS URGENT		28	2	7%	30
LABORATORY MEDICINE CONSULTANTS-LMC PA		28	2	7%	30
UNIVERSITY OF ILLINOIS VETERINARY DIAG	1	27	1	3%	29
ST PETER'S BENDER LABORATORY		28	1	3%	29
DAVID LAWRENCE CENTER		25	4	14%	29
WEISS PEDIATRIC CARE LLC		16	13	45%	29
UCLA HEALTHCARE CLINICAL LABS		23	6	21%	29
DUVAL COUNTY HEALTH DEPARTMENT		29			29
UNION CHD		26	3	10%	29
P4CLINICAL	3	2	24	83%	29
MINUTECLINIC DIAGNOSTIC OF RHODE ISLAND, LLC #212		29			29
BOCA SIMON LAB		1	28	97%	29
COOPER HEALTHCARE		26	3	10%	29
NEMOURS CHILDRENS CLINIC		22	7	24%	29
PALMS, THE		29			29
CDC		17	12	41%	29
CAPE CORAL HOSPITAL ABG LABORATORY		16	13	45%	29
ORLANDO FAMILY MEDICINE		14	15	52%	29
WIREGRASS CLINIC LLC		23	6	21%	29
RENAISSANCE SENIOR LIVING	1	28			29
CANCER RESEARCH LAB, BOB JONES UNIVERSITY		27	2	7%	29
SUNTREE INTERNAL MEDICINE		29			29
PANCARE HEALTH - BONIFAY K-8			29	100%	29
JOSEF SCHENKER MD PC		29			29
COMPREHENSIVE CHILDCARE		23	6	21%	29
INTERIM HEALTHCARE OF NORTHWEST FLORIDA INC		27	2	7%	29
PRO HEALTH HARMONY		29			29
CHILDREN'S MEDICAL CENTER			29	100%	29
PALM GARDEN OF JACKSONVILLE		27	2	7%	29
ROBERT H JENKINS JR VETERANS' DOMICILIARY HOME OF		26	3	10%	29

COVID-19: testing by laboratory

Data through Apr 15, 2021 verified as of Apr 16, 2021 at 09:25 AM

Data in this report are provisional and subject to change.

The numbers in the table below represent the number of Florida and non-Florida residents for whom test results were received by the Department of Health. A person can be tested by more than one laboratory and can have both positive and negative results. **Therefore, the sum of the numbers in each column will be larger than the total number of people tested.**

Reporting lab	Inconclusive	Negative	Positive	Percent positive	Total
PINELLAS 1 HOME HEALTH CARE CORP		28	1	3%	29
DOCTOR TODAY TLC LLC			29	100%	29
UNIV OF ROCHESTER-STRONG MEMORIAL HOSP		28	1	3%	29
BROOKWOOD BAPTIST MEDICAL CENTER		28	1	3%	29
GRAND VILLA OF LARGO		25	4	14%	29
STEWART MELBOURNE HOSPITAL			29	100%	29
JOSEPH SCHENKER MD PC DBA CENTERS URGENT		25	4	14%	29
LAKELAND NURSING AND REHABILITATION CENTER			29	100%	29
TOTTENVILLE CIRCLE URGENT CARE		29			29
NATIONAL MENTOR HEALTHCARE LLC			28	100%	28
FAMILY CARE PARTNERS		18	10	36%	28
SOUTHEAST GEORGIA HEALTH SYSTEM, INC		24	4	14%	28
LAKE PLACID HEALTH AND REHABILITATION		1	27	96%	28
MAYO CLINIC JACKSONVILLE		3	25	89%	28
ASTORIA HEALTH AND REHABILITATION CENTER		27	1	4%	28
MINUTECLINIC DIAGNOSTIC OF LOUISIANA,		25	3	11%	28
MINUTECLINIC, LLC #08366		23	5	18%	28
PORT ST LUCIE HOSPITAL		25	3	11%	28
WEST BROWARD CARE CENTER		24	4	14%	28
Cleveland Clinic Laboratories		4	24	86%	28
EDEN AT CRESTVIEW		12	16	57%	28
SPRINGWOOD COURT		23	5	18%	28
KEY PRIMARY CARE			28	100%	28
URGENT CARE CENTER			28	100%	28
GRAND VILLA OF BOYNTON BEACH		27	1	4%	28
BROOKDALE PHILLIPPI CREEK			28	100%	28
BAYSIDE LABORATORIES INC		28			28
ORLANDO ORTHOPAEDIC CENTER		26	2	7%	28
MED LABS DIAGNOSTICS		11	17	61%	28
PBSO WEST PALM FAMILY PRACTICE		1	27	96%	28
MARION PEDIATRICS PA		21	7	25%	28
ACTIVE SENIOR LIVING		26	2	7%	28
ECC PEDIATRICS		28			28
GADSDEN COUNTY HEALTH DEPARTMENT		22	6	21%	28
ORANGE PEDIATRICS			28	100%	28
SANFORD PEDIATRIC ASSOCIATES, PA		26	2	7%	28
FIRST CHOICE PEDIATRICS LOOP		25	3	11%	28
CHILDRENS MEDICAL CENTER			28	100%	28
HOUSE CALLS PROFESSIONAL LLC		24	4	14%	28
Grand Villa of Dunedin		22	6	21%	28
TIFFANY LAKE CARE CENTERS INC		26	1	4%	27
BROOKDALE SOUTHPOINT			27	100%	27
KIVA AT CANTERBURY, LLC		27			27
VICK STREET MANOR		27			27
LOOP PEDIATRICS		22	5	19%	27
GASTROENTEROLOGY ASSOCIATES OF PENSACOLA PA		23	4	15%	27

COVID-19: testing by laboratory

Data through Apr 15, 2021 verified as of Apr 16, 2021 at 09:25 AM

Data in this report are provisional and subject to change.

The numbers in the table below represent the number of Florida and non-Florida residents for whom test results were received by the Department of Health. A person can be tested by more than one laboratory and can have both positive and negative results. **Therefore, the sum of the numbers in each column will be larger than the total number of people tested.**

Reporting lab	Inconclusive	Negative	Positive	Percent positive	Total
ROSLYN URGENT CARE		27			27
ADVENT HEALTH MEDICAL GROUP- FAMILY MEDICINE AT DR. PHILIPS		22	5	19%	27
A LILIKO'I PHARMACY LLC		24	3	11%	27
NORTHWESTERN UNIVERSITY CORP		26	1	4%	27
MINUTECLINIC DIAGNOSTIC OF TN, PC 374		23	4	15%	27
LEXINGTON PLACE SENIOR LIVING COMMUNITY		27			27
RAINBOW PEDIATRICS		1	26	96%	27
VASSAR BROTHERS MEDICAL CENTER LABORATORY		25	2	7%	27
TALLAHASSEE DEVELOPMENTAL CENTER□		26	1	4%	27
BROOKDALE UNIVERSITY HOSPITAL		25	2	7%	27
MINUTECLINIC DIAGNOSTIC OF TEXAS		23	4	15%	27
VOLUSIA COUNTY BRANCH JAIL		1	26	96%	27
LPG PRIMARY CARE AT CAPE CORAL PARKWAY		22	5	19%	27
SPANISH RIVER HIGH SCHOOL ESE		23	4	15%	27
SUNCOAST LABS			27	100%	27
EPIC REFERENCE LABS INC			27	100%	27
PARK WEST MEDICAL CENTER		26	1	4%	27
MONTEFIORE NEW ROCHELLE HOSPITAL		24	3	11%	27
Clearwater Center		13	14	52%	27
ATRIA LADY LAKE		27			27
THE COMMONWEALTH OF MASSACHUSETTS		1	26	96%	27
ST VINCENTS AMBULATORY CARE INC DBA		24	3	11%	27
ENGLEWOOD HOSPITAL AND MEDICAL CENTER		22	5	19%	27
Summit Medical Group Westfield Lab		24	3	11%	27
HEALTHPARK MEDICAL CENTER ABG LAB		26	1	4%	27
EXPRESS CARE OF BELLEVUE		27			27
GERALD J KIVETT MD		24	3	11%	27
PHYSICIANS CARE		23	4	15%	27
URGENT FAMILY CARE INC		24	3	11%	27
ACCESS HEALTH CARE PHYSICIANS LLC		10	17	63%	27
GOOD SAMARITAN HOSPITAL LABORATORY		24	3	11%	27
BROWARD HEALTH IMPERIAL POINT NURSING			27	100%	27
EMORY BENNETT VETERANS NURSING HOME	1	26			27
OAKTREE HEALTHCARE			26	100%	26
SOMA MEDICAL CENTER # 4		4	22	85%	26
SHORE MEMORIAL HOSPITAL		23	3	12%	26
PULMONARY SPECIALISTS OF THE PALM BEACHES		16	10	38%	26
WELLMED AT PLANT CITY		12	14	54%	26
EXPRESS FAMILY CARE LLC		11	15	58%	26
DELRAY BEACH FACIAL PLASTIC SURGERY		26			26
MAGNOLIA PEDIATRICS		4	22	85%	26
CVS NC3516POCT WINSTON SALEM		24	2	8%	26
PALM BEACH COUNTY FIRE RESCUE		24	2	8%	26
TREEHOUSE PEDIATRICS & FAMILY CARE		26			26
MINUTECLINIC DIAGNOSTIC OF TN PC #6435		23	3	12%	26
CVA MINUTE CLINIC DIAGNOSTIC OF VIRGINIA, LLC		25	1	4%	26

COVID-19: testing by laboratory

Data through Apr 15, 2021 verified as of Apr 16, 2021 at 09:25 AM

Data in this report are provisional and subject to change.

The numbers in the table below represent the number of Florida and non-Florida residents for whom test results were received by the Department of Health. A person can be tested by more than one laboratory and can have both positive and negative results. **Therefore, the sum of the numbers in each column will be larger than the total number of people tested.**

Reporting lab	Inconclusive	Negative	Positive	Percent positive	Total
RAYMOND BASRI MD		24	2	8%	26
THE MINIER URGENT CARE		20	6	23%	26
LAKES DIALYSIS CENTER INC			26	100%	26
MINIMALLY INVASIVE VASCULAR INC		24	2	8%	26
SUMMIT MEDICAL GROUP - 75 E NORTHFIELD		22	4	15%	26
CANTON-POTSDAM HOSPITAL LABORATORY		25	1	4%	26
LPG PRIMARY CARE AT BONITA BAY LIFESTYLE CENTER		24	2	8%	26
SUMMERGATE PHARMACY		24	2	8%	26
LOT HEALTH SERVICES	1	25			26
WAKULLA COUNTY HEALTH DEPARTMENT		12	14	54%	26
ABL MEDICAL CARE LLC			26	100%	26
PIERCE INSTRUMENTS INC		25	1	4%	26
BIG BEND HOSPICE INC		26			26
DARDEN WELLNESS CENTER		23	3	12%	26
VIRTUA		22	4	15%	26
ARCPPOINT LABS OF FORT LAUDERDALE		25	1	4%	26
ADVENT HEALTH PARTIN SETTLEMENT HEALTH PARK		18	8	31%	26
ADVENT HEALTH MEDICAL GROUP FAMILY AND INTERNAL MEDICINE AT AVALON PAR		23	3	12%	26
LEE COMMUNITY HEALTHCARE INC CAPE CORAL		26			26
MD BEAUTY LABS, PA		24	2	8%	26
CARENOW - DOWNTOWN NORTH GULCH		24	2	8%	26
RJ LEE GROUP	1	23	2	8%	26
MONCRIEF ARMY HEALTH CLINIC			26	100%	26
ENCOMPASS HEALTH REHABILITATION HOSPITAL OF OCALA		25	1	4%	26
1 TOUCH TOTALCARE SOLUTIONS		23	3	12%	26
HUNT CLUB PEDIATRIC ASSOCIATES LLC		21	5	19%	26
OPTIMAL CARE PEDIATRICS		7	19	73%	26
EAST HILL MEDICAL GROUP		17	9	35%	26
CARE CENTERS OF NASSAU LLC MINER ROAD NORTH		26			26
PHYSICIANS STAT		3	22	88%	25
FORT SANDERS REGIONAL LABORATORY		25			25
BAYA URGENT CARE LLC		1	24	96%	25
GREEN GABLES ASSISTED LIVING FACILITY		25			25
JUPITER MEDICAL CENTER		1	24	96%	25
CENTRAL FLORIDA PEDIATRIC URGENT CARE LLC		21	4	16%	25
TOTAL ACCESS URGENT CARE		1	24	96%	25
ENCOMPASS HEALTH REHABILITATION HOSPITAL OF MIAMI		24	1	4%	25
HENDRY REGIONAL CORPORATE HEALTH			25	100%	25
ST. CLOUD HOSPITAL		20	5	20%	25
MEDEXPRESS URGENT CARE - BLOOMINGTON		22	3	12%	25
COASTAL COMPLETE CARE		11	14	56%	25
FEDERAL PRISON CAMP PENSACOLA			25	100%	25
ASURANCE SCIENTIFIC LABORATORIES		24	1	4%	25
COASTAL SKIN SURGERY AND DERMATOLOGY		18	7	28%	25
COMMUNITY HEALTH OF SOUTH FLORIDA			25	100%	25
MADWAR		19	6	24%	25

COVID-19: testing by laboratory

Data through Apr 15, 2021 verified as of Apr 16, 2021 at 09:25 AM

Data in this report are provisional and subject to change.

The numbers in the table below represent the number of Florida and non-Florida residents for whom test results were received by the Department of Health. A person can be tested by more than one laboratory and can have both positive and negative results. **Therefore, the sum of the numbers in each column will be larger than the total number of people tested.**

Reporting lab	Inconclusive	Negative	Positive	Percent positive	Total
NEWYORK-PRESBYTERIAN/ LAWRENCE HOSPITAL LABORATORY		22	3	12%	25
SOUTH FLORIDA DIALYSIS CENTER		8	17	68%	25
PALMETTO PEDIATRICS			25	100%	25
MINUTECLINIC, LLC, DBA MINUTECLINIC #2544		24	1	4%	25
ADVENT HEALTH - LAKE MARY PEDIATRICS		16	9	36%	25
West Gate Village, LLC		25			25
NEW YORK METHODIST HOSPITAL		21	4	16%	25
SUNQUEST		3	22	88%	25
MINUTECLINIC DIAGNOSTIC OF PENNSYLVANIA		24	1	4%	25
MINUTECLINIC DIAGNOSTIC OF TN PC #378		22	3	12%	25
ENCOMPASS HOME HEALTH OF THE SOUTHEAST LLC		23	2	8%	25
THE WATERMARK AT VISTAWILLA		25			25
TREASURE COAST URGENT CARE			25	100%	25
HALIFAX HEALTH URGENT CARE		4	21	84%	25
ADVENT HEALTH EXPRESS		9	16	64%	25
HARBOUR ISLAND PEDIATRICS		16	9	36%	25
WESTPAC LABS		1	24	96%	25
ATRIA AT ST JOSEPHS		24			24
PALMS MEDICAL GROUP - LAKE CITY WEST		3	21	88%	24
MID FLORIDA PATHOLOGY LLC		23	1	4%	24
VILLAGES REHABILITATION AND NURSING CENTER		24			24
ALAN SERURE MD		24			24
FINLAY C. LABORATORY		4	20	83%	24
HERITAGE OAKS ASSISTED LIVING & MEMORY CARE		20	4	17%	24
ADEPT INPATIENT MEDICAL SERVICES PC		24			24
SENIOR HEALTH OF WINTER PARK DUNDEE		24			24
South Heritage Health and Rehab		24			24
AVENTIS BIO-SERVICES CTL		24			24
JUST FOR KIDS PEDIATRICS		5	19	79%	24
ROWLETT MIDDLE ACADEMY		22	2	8%	24
SARASOTA MEMORIAL NURSING & REHABILITATION CTR		24			24
COURTYARDS OF ORLANDO		24			24
THE CHAPPEL GROUP RESEARCH		24			24
PASSPORT HEALTH OF TAMPA BAY		21	3	13%	24
EDWARD S BENNETT MD PLLC		24			24
UNIV OF NORTH ALABAMA HEALTH CENTER		22	2	8%	24
VENICE URGENT CARE - GULF COAST		1	23	96%	24
INNOVATIVE RESEARCH OF WEST FLORIDA		21	3	13%	24
WELLOW URGENT CARE		23	1	4%	24
STATE LAB		2	22	92%	24
HEALTH MED CENTERS		24			24
RAINBOW PEDIATRIC CENTER		2	22	92%	24
UAH STUDENT HEALTH CENTER		17	7	29%	24
ST VINCENT'S EAST		22	2	8%	24
FLORIDA MEDICAL CLINIC - NEW TAMPA		19	5	21%	24
MADISON COUNTY MEMORIAL HOSP		12	12	50%	24

COVID-19: testing by laboratory

Data through Apr 15, 2021 verified as of Apr 16, 2021 at 09:25 AM

Data in this report are provisional and subject to change.

The numbers in the table below represent the number of Florida and non-Florida residents for whom test results were received by the Department of Health. A person can be tested by more than one laboratory and can have both positive and negative results. **Therefore, the sum of the numbers in each column will be larger than the total number of people tested.**

Reporting lab	Inconclusive	Negative	Positive	Percent positive	Total
HENNEPIN COUNTY MEDICAL CENTER (HCMC)		13	11	46%	24
LEE COMMUNITY HEALTHCARE INC NORTH FORT MYERS		24			24
CENTERPLACE HEALTH		3	21	88%	24
WESTMINSTER WOODS ON JULINGTON CREEK		22	2	8%	24
URGENT CARE USA			24	100%	24
NOVANT HEALTH		18	6	25%	24
HOWARD BEACH URGENT CARE		22	2	8%	24
CVS NC7047POCT DURHAM		24			24
PRIME CARE ONE LLC/HARBORCHASE OF VENICE			24	100%	24
PEDIATRICS IN BREVARD-COCOA BEACH		19	5	21%	24
JESSIE TRICE COMMUNITY HEALTH SYSTEM, INC		8	16	67%	24
MEDPEDS ASSOCIATES OF SARASOTA PA		21	3	13%	24
UTAH DEPARTMENT OF HEALTH			24	100%	24
MINUTE CLINIC DIAGNOSTIC OF TEXAS, LLC		21	3	13%	24
LABORATORY DYNAMICS		20	4	17%	24
VENICE REGIONAL BAYFRONT HEALTH			24	100%	24
MED PLUS FLORENCE		20	4	17%	24
PHYSICIANS PRIMARY CARE OF SW FLORIDA PL		24			24
CSH LAKE ORIENTA LP		24			24
PACIFICA SENIOR LIVING FORT MYERS		15	9	38%	24
CL BRUMBACK PRIMARY CARE CLINIC LANTANA		2	22	92%	24
TARPON BAYOU CENTER			24	100%	24
SENIOR LIVING IV SUN CITY LLC		17	7	29%	24
TIMBERLANE LODGE ALF	1	16	7	29%	24
MINUTECLINIC DIAGNOSTIC OF TN PC #320		15	8	35%	23
UNIVERSITY HILLS HEALTH AND REHABILITATION CENTER		18	5	22%	23
BAYFRONT HMA CONVENIENT CARE, LLC		2	21	91%	23
PRIMECARE AT PORT ORANGE		4	19	83%	23
WESTPAC LABS INC	1	11	11	48%	23
EGL GENETIC DIAGNOSTICS		1	22	96%	23
CHARLOTTE CHD PORT CHARLOTTE		19	4	17%	23
WUESTHOFF MEDICAL CENTER-MELBOURNE			23	100%	23
JACK BANDEL MD PA		23			23
ST ELIZABETH MEDICAL CENTER LABORATORY		20	3	13%	23
FLORENCE J HUNT STUDENT WELLNESS CENTER - HEALTH SERVICES (ABBOTT)		23			23
ISLAND COAST PEDIATRICS PA		22	1	4%	23
ROSS MEDICAL GROUP			23	100%	23
NORTHWEST FLORIDA COMMUNITY HOSPITAL 3RD FLOOR		21	2	9%	23
BOZEMAN HEALTH DEACONESS HOSPITAL		18	5	22%	23
SONATA BOYNTON BEACH		21	2	9%	23
OMEGA LABORATORIES		19	4	17%	23
LIFELINK TISSUE BANK D/B/A LIFELINK TISSUE BANK		19	4	17%	23
WOODHOUSE INC		17	6	26%	23
CITY OF NAPLES FIRE RESCUE		19	4	17%	23
ADVANCED URGENT CARE CENTER		7	16	70%	23
GRAND VILLA OF DELRAY EAST		23			23

COVID-19: testing by laboratory

Data through Apr 15, 2021 verified as of Apr 16, 2021 at 09:25 AM

Data in this report are provisional and subject to change.

The numbers in the table below represent the number of Florida and non-Florida residents for whom test results were received by the Department of Health. A person can be tested by more than one laboratory and can have both positive and negative results. **Therefore, the sum of the numbers in each column will be larger than the total number of people tested.**

Reporting lab	Inconclusive	Negative	Positive	Percent positive	Total
LAKEVIEW HEALTH CARE SYSTEMS		9	14	61%	23
DOCTORS MEDICAL CENTER OF WALTON COUNTY CLINIC			23	100%	23
MINUTECLINIC DIAGNOSTIC OF TN PC #6363		20	3	13%	23
BAYFRONT FAMILY HEALTH CENTER		3	20	87%	23
CARESPOT		2	21	91%	23
UF HEALTH NORTH JACKSONVILLE			23	100%	23
NEW JERSEY		22	1	4%	23
GILCHRIST COUNTY JAIL		21	2	9%	23
NOBLE SENIOR LIVING		3	20	87%	23
CORE LABORATORY		1	22	96%	23
SOUTH NASSAU COMMUNITIES HOSPITAL		19	4	17%	23
ADIRONDACK MEDICAL CENTER		23			23
EBEIDS MD PEDIATRICS		19	3	14%	22
MINUTECLINIC DIAGNOSTIC OF NORTH		19	3	14%	22
GRAND VILLA OF MELBOURNE		20	2	9%	22
SEAGRASS VILLAGE			22	100%	22
PULSE MEDICAL GROUP INC			22	100%	22
FORT PIERCE FAMILY CARE INC		16	6	27%	22
CHIPOLA QUICK CARE		17	5	23%	22
FLORIDA HOSPITAL LABS		12	10	45%	22
FLUSHING HOSPITAL MEDICAL CENTER		18	4	18%	22
NEW YORK PRESBYTERIAN - ALLEN HOSPITAL		22			22
MEDI STATION			22	100%	22
REGENEXX TAMPA BAY		19	3	14%	22
OCEANSIDE URGENT CARE		22			22
MARATHON HEALTH FOR LIFE		19	3	14%	22
LAKE BUTLER HOSPITAL		22			22
ESOTERIX GENETIC LABORATORIES		17	5	23%	22
OHIO CVS STORES, LLC DBA		19	3	14%	22
GLEN COVE HOSPITAL		22			22
UNDERGROUND FREE CLINIC		22			22
TEN HEALTHCARE		6	16	73%	22
KELLY'S ASSISTED LIVING FACILITY		22			22
DIACARTA INC.		22			22
Wesley Place on Honeysuckle		20	2	9%	22
ERIC C MARSHAL MD, PC DBA MINUTECLINIC		21	1	5%	22
ADVANCED HEALTHCARE ASSOCIATES		20	2	9%	22
DALE MEDICAL CENTER		17	5	23%	22
MINUTECLINIC DIAGNOSTIC OF ILLINOIS L		17	5	23%	22
MORNINGSIDE MANOR & VILLA ADULT CARE C		22			22
OLIVE BRANCH HEALTH AND REHABILITATION CENTER			22	100%	22
SOLE HEALTH LLC		22			22
PRIMARY CARE SPECIALISTS OF ORLANDO LLC		17	5	23%	22
MOBILE DIVISION LABORATORY		7	15	68%	22
CVS NC7588POCT ASHEVILLE		19	3	14%	22
STEWART MEDICAL GROUP INC			22	100%	22

COVID-19: testing by laboratory

Data through Apr 15, 2021 verified as of Apr 16, 2021 at 09:25 AM

Data in this report are provisional and subject to change.

The numbers in the table below represent the number of Florida and non-Florida residents for whom test results were received by the Department of Health. A person can be tested by more than one laboratory and can have both positive and negative results. **Therefore, the sum of the numbers in each column will be larger than the total number of people tested.**

Reporting lab	Inconclusive	Negative	Positive	Percent positive	Total
ELAN SPANISH SPRINGS		4	18	82%	22
WELLMED AT LAKE COPELAND		16	6	27%	22
BETHESDA HEALTH PHYSICIAN GROUP INC			22	100%	22
MARQUES PEDIATRICS			22	100%	22
BASSETTI & ASSOCIATES, MD, PA			22	100%	22
ORANGE REGIONAL MEDICAL CENTER LABORATORY		17	5	23%	22
FLORIDA PEDIATRICS		6	16	73%	22
FAMILY AND AFTER HOURS CARE		22			22
ROCKLEDEGE REGIONAL MEDICAL CENTER		17	5	23%	22
APOLLO SURGERY CENTER		20	2	9%	22
MORRIS PARK URGENT CARE		19	3	14%	22
ST VINCENT'S URGENT CARE		19	3	14%	22
UPMC CHAUTAUQUA AT WCA LABORATORY		20	1	5%	21
COASTAL FAMILY PRACTICE		13	8	38%	21
COLUMBIA MEMORIAL HOSPITAL		21			21
USCG AIR STATION CLEARWATER CLINIC		20	1	5%	21
ENCORE AT BOCA RATON, THE			21	100%	21
TGH URGENT CARE - WESLEY CHAPEL			21	100%	21
TENNESSEE DEPARTMENT OF HEALTH		15	6	29%	21
INTERNATIONAL MEDICAL LABORATORY INC		21			21
ESTATES MEDICAL CENTER		12	9	43%	21
HOPE HEALTHCARE		21			21
GUARDANT HEALTH		15	6	29%	21
CONNECTDX		6	15	71%	21
Z UROLOGY		21			21
PRIMECARE OF DOTHAN-DALEVILLE CLINIC		16	5	24%	21
DSI MANAGEMENT LLC		21			21
WALGREENS #04618		18	3	14%	21
LAKE HOWARD HEIGHTS	1	18	2	10%	21
CARENOW URGENT CARE-BRENTWOOD		15	6	29%	21
ROCKLEDGE FAMILY HEALTH			21	100%	21
MINUTECLINIC DIAGNOSTIC PA		19	2	10%	21
BAPTIST PEDIATRICS		17	4	19%	21
TREEHOUSE PEDIATRICS		19	2	10%	21
PEDIATRIC ASSOCIATES PA		17	4	19%	21
CITY OF CLEARWATER EMPLOYEE HEALTH CENTER		10	11	52%	21
JEFFERSON K-12, A SOMERSET SCHOOL- CLINIC		17	4	19%	21
MINUTECLINIC DIAGNOSTICS MEDICAL GROUP		20	1	5%	21
ARDEN COURTS OF WINTER SPRINGS		18	3	14%	21
ST JUDE CHILDRENS RESEARCH HOSPITAL		21			21
Citymd Of Lacey		18	3	14%	21
MINUTECLINIC DIAGNOSTIC OF NORTH CAROLINA PC		18	3	14%	21
CLINICAL PATHOLOGY LABORATORIES SOUTHEAST			21	100%	21
PALM BAY FAMILY PRACTICE		4	17	81%	21
CVS MINUTE CLINIC DIAGNOSTIC OF TEXAS LLC		17	4	19%	21
SOUTH CAROLINA DEPARTMENT OF HEALTH			21	100%	21

COVID-19: testing by laboratory

Data through Apr 15, 2021 verified as of Apr 16, 2021 at 09:25 AM

Data in this report are provisional and subject to change.

The numbers in the table below represent the number of Florida and non-Florida residents for whom test results were received by the Department of Health. A person can be tested by more than one laboratory and can have both positive and negative results. **Therefore, the sum of the numbers in each column will be larger than the total number of people tested.**

Reporting lab	Inconclusive	Negative	Positive	Percent positive	Total
LPG PRIMARY CARE AT COLONIAL CENTER DRIVE		19	2	10%	21
GEORGIA HEART CENTER (MSC 53), NAVICEN		19	2	10%	21
POINT OF CARE CLINICS PRIMARY CARE		20	1	5%	21
MAITLAND PRIMARY CARE		9	11	55%	20
GOOD SAMARITAN SOCIETY OF DAYTONA		16	4	20%	20
TGH MEDICAL GROUP LABORATORY CARROLLWOOD			20	100%	20
DEPT OF VA MEDICAL CENTER - BAY PINES			20	100%	20
MINUTE-CLINIC DIAGNOSTIC OF VIRGINIA		17	3	15%	20
BAYCARE MEDICAL GROUP INC			20	100%	20
GENTIVA HEALTH SERVICES		18	2	10%	20
WINSHIPS PHARMACY INC		20			20
PONCE PLAZA NURSING & REHAB CENTER		4	16	80%	20
CONSOLIDATED LAB SERVICES		10	10	50%	20
MINUTECLINIC MINUTECLINIC #8746		19	1	5%	20
NAVAL MEDICAL CENTER SAN DIEGO			20	100%	20
STATEN ISLAND UNIVERSITY HOSPITAL		19	1	5%	20
TEXAS DEPARTMENT OF STATE HEALTH SERVICES		3	17	85%	20
BEST MEDICAL CENTER		11	9	45%	20
LAKE WORTH MANOR		19	1	5%	20
CVS NC4165POCT BREVARD		13	7	35%	20
GLEN OAKS URGENT CARE		18	2	10%	20
HEALTHY MINORS, LLC.		20			20
BAPTIST MEDICAL GRP URGENT CARE & OCC HEALTH AIRPO		20			20
AEGIS MEDICAL GROUP, LLC		20			20
MEDICAL EXPRESS CORP		18	2	10%	20
REDITUS LABORATORIES			20	100%	20
ODYSSEY HEALTHCARE OF MARION COUNTY, LLC		19	1	5%	20
PROFESSIONAL PARK PEDIATRICS PA			20	100%	20
MCWHORTER SCHOOL OF PHARMACY		20			20
CARESPOT OF NOCATEE		1	19	95%	20
ENCOMPASS HEALTH REHABILITATION		18	2	10%	20
ADVENT HEALTH - KISSIMMEE		6	14	70%	20
Sovereign Laboratory Services, LLC		17	3	15%	20
WINTER PARK FAMILY PRACTICE LLC		17	3	15%	20
RHODE ISLAND DEPARTMENT OF HEALTH			20	100%	20
BROOKDALE MANDARIN CENTRAL		7	13	65%	20
HARLEM HOSPITAL CENTER		19	1	5%	20
THE VILLAGES HEALTH		12	8	40%	20
Floralia Health and Rehabilitation, LLC		19	1	5%	20
CVS NV3210POCT LAS VEGAS		18	2	10%	20
LPG PRIMARY CARE AT MATTHEW DRIVE		18	2	10%	20
OHSU MOLECULAR MICROBIOLOGY LAB		19	1	5%	20
CVS HEALTH, #3396		18	2	10%	20
PALM BEACH GARDENS MEDICAL CENTER			20	100%	20
PIEDMONT HOSPITAL CLINICAL LABORATORY		19	1	5%	20
PRIMARY CARE MEDICINE	1	13	6	30%	20

COVID-19: testing by laboratory

Data through Apr 15, 2021 verified as of Apr 16, 2021 at 09:25 AM

Data in this report are provisional and subject to change.

The numbers in the table below represent the number of Florida and non-Florida residents for whom test results were received by the Department of Health. A person can be tested by more than one laboratory and can have both positive and negative results. **Therefore, the sum of the numbers in each column will be larger than the total number of people tested.**

Reporting lab	Inconclusive	Negative	Positive	Percent positive	Total
WACO HHSSURGEWACO	1	16	3	15%	20
ANYTIME LAB, LLC		18	2	10%	20
BAY PEDIATRICS PA		18	2	10%	20
DIXIE COUNTY HEALTH DEPARTMENT		13	7	35%	20
VIERA FAMILY MEDICINE AND WELLNESS		16	4	20%	20
MIAMI BEACH MEDICAL GROUP			20	100%	20
HELIX DIAGNOSTICS			20	100%	20
VA MEDICAL CENTER			19	100%	19
FIRST CHOICE PEDIATRICS WINTER SPRINGS		14	5	26%	19
COMMUNITY HOME HEALTH CARE		19			19
MICHELLE S PAGE MD PA		18	1	5%	19
CAREHERE- LCS LEESBURG			19	100%	19
GRADY HEALTH SYSTEM		19			19
REGENCY SQUARE MALL - SEARS		3	16	84%	19
MEDEXPRESS URGENT CARE - SEMINOLE SQAU		17	2	11%	19
FLORIDA COMMUNITY HEALTH CENTER OF ST. LUCIE		1	18	95%	19
FAMILY CARE CYPRESS CREEK		1	18	95%	19
DOC PAM PA		18	1	5%	19
ALL PEDIATRIC CARE			19	100%	19
EMERALD COAST HOSPICE - CRESTVIEW		19			19
NANO HEALTH ASSOCIATES LLC		19			19
LAKEWOOD RANCH MEDICAL CENTER CLINICAL LAB			19	100%	19
SEVEN RIVERS REGIONAL MEDICAL CENTER		5	14	74%	19
AUBURN COMMUNITY HOSPITAL		17	2	11%	19
49D2045214PHYSICIAN OFFICE WAIVER MEDEXPRESS URGENT CARE - HARRISONBU		10	9	47%	19
PATIENTS CHOICE LAB OF IND, LLC		16	3	16%	19
BRIDGEWAY HEALTH CLINICS INC			19	100%	19
ANYLABTESTNOW		6	13	68%	19
MED HEALTH SERVICES		18	1	5%	19
STAT MEDICAL CLINIC III INC		13	6	32%	19
CLEVELAND CLINIC FLORIDA		1	18	95%	19
ADVENTIST HEALTH SYSTEM		16	3	16%	19
FORT WALTON BEACH DEVELOPMENTAL CENTER		18	1	5%	19
ST CATHERINE OF SIENA HOSPITAL		17	2	11%	19
LAB INTERMARKET FACILITY LAB		1	18	95%	19
MINUTECLINIC DIAGNOSTIC OF MICHIGAN PC		18	1	5%	19
MD PLUS URGENT CARE, LLC			19	100%	19
EMORY CRAWFORD LONG HOSPITAL LABORATOR		17	2	11%	19
ROYAL PALM MEDICAL GROUP, INC		19			19
INTEGRATED REGIONAL LABORATORIES - LARGO			19	100%	19
LOVING CARE OF THE TREASURE COAST LLC	1	13	5	26%	19
BAPTIST MEMORIAL HEALTH CARE		17	2	11%	19
STONE WASH CLINICAL LABORATORIES		2	17	89%	19
CORNER OAK ESTATE LLC		19			19
OCEAN REEF MEDICAL CENTER, LLC			19	100%	19
FOX FAMILY PRACTICE		19			19

COVID-19: testing by laboratory

Data through Apr 15, 2021 verified as of Apr 16, 2021 at 09:25 AM

Data in this report are provisional and subject to change.

The numbers in the table below represent the number of Florida and non-Florida residents for whom test results were received by the Department of Health. A person can be tested by more than one laboratory and can have both positive and negative results. **Therefore, the sum of the numbers in each column will be larger than the total number of people tested.**

Reporting lab	Inconclusive	Negative	Positive	Percent positive	Total
NO NAME		8	11	58%	19
SHELBY BAPTIST MEDICAL CENTER		14	5	26%	19
ST. JUDES LABORATORIES		13	6	32%	19
BAYVIEW MEDICAL		19			19
CLERMONT ADVENTHEALTH CENTRA CARE		1	18	95%	19
MORTON PLANT NORTH BAY HOSPITAL			19	100%	19
JACKSON NORTH MEDICAL CENTER		2	17	89%	19
URGENT TEAM		16	3	16%	19
GRACE WELLNESS CENTER		8	11	58%	19
COMMONWEALTH OF MASSACHUSETTS			19	100%	19
TRINITY MEDICAL ASSOCIATES LLC			19	100%	19
BARTON FAMILY PRACTICE		8	11	58%	19
FLORIDA HOSPITAL WINTER GARDEN		15	4	21%	19
CARE POINT HEALTH & WELLNESS CENTER		19			19
MONROE COUNTY DETENTION CENTER			19	100%	19
ELTINGVILLE CIRCLE URGENT CARE		18	1	5%	19
BROWNE MEDICAL		17	2	11%	19
VALLEY IMMEDIATE CARE		16	2	11%	18
MEDEXPRESS URGENT CARE - TIMBERLAKE		16	2	11%	18
ROBERT WOOD JOHNSON UNIVERSITY HOSP		16	2	11%	18
WALGREEN EASTERN CO, INC		18			18
CITY OF SANFORD EMPLOYEE HEALTH AND		17	1	6%	18
ABC PEDIATRICS OF PORT ST LUCIE		16	2	11%	18
MINUTECLINIC DIAGNOSTIC OF TEXAS LLC		16	2	11%	18
GENERAL INTERNAL MEDICINE MEDICAL CTR CLINIC		13	5	28%	18
BAY COUNTY HEALTH DEPARTMENT		14	4	22%	18
SANTA ROSA COUNTY JAIL - WELLPATH			18	100%	18
CABOT RESERVE ON THE GREEN		18			18
MARION COUNTY HEALTH DEPARTMENT		17	1	6%	18
INTEGRATED FAMILY MEDICAL CENTER			18	100%	18
UM MILLER SCHOOL OF MEDICINE			18	100%	18
MC DIAGNOSTIC OF CONNECTICUT, PC #775		17	1	6%	18
URGENT CARE AT LONGWOOD			18	100%	18
J AND J VISTAKON EMPLOYEE HEALTH CENTER		17	1	6%	18
SEBRING PEDIATRICS LLC			18	100%	18
MINUTECLINIC DIAGNOSTIC OF TN PC #566		14	4	22%	18
MINUTECLINIC, LLC #4507		16	2	11%	18
HARTFORD HOSPITAL ANCILLARY LAB		17	1	6%	18
ASCENSION ST VINCENT'S PRIMARY CARE		1	17	94%	18
ADVENTHEALTH MEDICAL GROUP		12	6	33%	18
PEPIN ACADEMIES-PASCO		18			18
INTERMOUNTAIN CENTRAL LAB		1	17	94%	18
PPD - IXLAYER		17	1	6%	18
MI CASA DORADA ASSISTED LIVING FACILIT		18			18
CVS MINUTE CLINIC DIAGNOSTIC OF TN #6044		16	2	11%	18
OSCEOLA ALF OPERATOR, LLC DBA□		18			18

COVID-19: testing by laboratory

Data through Apr 15, 2021 verified as of Apr 16, 2021 at 09:25 AM

Data in this report are provisional and subject to change.

The numbers in the table below represent the number of Florida and non-Florida residents for whom test results were received by the Department of Health. A person can be tested by more than one laboratory and can have both positive and negative results. **Therefore, the sum of the numbers in each column will be larger than the total number of people tested.**

Reporting lab	Inconclusive	Negative	Positive	Percent positive	Total
MAIMONIDES MEDICAL CENTER		15	3	17%	18
MINUTE CLINIC DIAGNOSTIC OF TN PC #64		17	1	6%	18
107TH PLACE GROUP HOME		18			18
AURORA DIAGNOSTICS		6	12	67%	18
ADVENTHEALTH MEDICAL GROUP PEDIATRICS AT		4	14	78%	18
MINUTECLINIC DIAGNOSTIC OF RHODE ISLAND, LLC #590		17	1	6%	18
BROOKDALE ST AUGUSTINE		1	17	94%	18
AURORA UNIVERSITY WELLNESS CENTER		18			18
IONA COLLEGE HEALTH & WELLNESS CENTER		18			18
MADISON CORE LABORATORIES		17	1	6%	18
ST ANTHONY'S HOSP PATIENT CARE SERVICE			18	100%	18
GRACE COMMUNITY PHARMACY		2	16	89%	18
TPCA CLINICAL LABORATORIES		15	3	17%	18
XPRESS WELLNESS URGENT CARE			18	100%	18
CITY OF LAKE MARY EMPLOYEE HEALTH CENTER		16	2	11%	18
FORT HAMILTON URGENT CARE		18			18
TENDER CARE ALF		18			18
BRONSON FIRE DEPARTMENT		18			18
ADVENT HEALTH - WINTER HAVEN		8	10	56%	18
CLINIC OF PEDIATRICS & GI MEDICINE INC		1	17	94%	18
MINUTECLINIC #8699		14	4	22%	18
MEDEXPRESS URGENT CARE, MOON TOWNSHIP		17	1	6%	18
THE CANOPY AT HARPER LAKE	1		17	94%	18
PRATTVILLE BAPTIST HOSPITAL		14	4	22%	18
ASHRAF MEDICAL GROUP PLLC DBA PULSE M		17	1	6%	18
CRANES VIEW LODGE			18	100%	18
ORANGE PARK PEDIATRIC ASSOCIATES		7	11	61%	18
MINUTECLINIC, LLC #1586		13	5	28%	18
MOORINGS PARK OAKSTONE AT GREY OAKS		17	1	6%	18
COLLEGE POINT URGENT CARE		15	3	17%	18
FAST PACE MEDICAL CLINIC PLLC		15	2	12%	17
LAKELAND HILLS CENTER		10	7	41%	17
YORKVILLE PEDIATRIC URGENT CARE		17			17
CVS MINUTE CLINIC DIAGNOSTIC OF WISCONSIN		17			17
MIRIMUS INC		1	16	94%	17
INN AT LAKE SEMINOLE SQUARE, THE		17			17
PARRISH HEALTH CENTER		14	3	18%	17
MARCO DRUGS AND COMPOUNDING		13	4	24%	17
DIEGO FALLON MD PA		6	11	65%	17
ST JOSEPH HOSPITAL		16	1	6%	17
SOMA MEDICAL CENTER, PA #4 FLORIDA MANGO		1	16	94%	17
WELLINGTON FAMILY PRACTICE		13	4	24%	17
RESOLVE MOLECULAR DIAGNOSTICS		13	4	24%	17
BAY BREEZE HEALTH AND REHABILITATION CENTER		9	8	47%	17
YUSRA MEDICAL ASSOCIATES PA		14	3	18%	17
BROOKDALE CROWN POINT			17	100%	17

COVID-19: testing by laboratory

Data through Apr 15, 2021 verified as of Apr 16, 2021 at 09:25 AM

Data in this report are provisional and subject to change.

The numbers in the table below represent the number of Florida and non-Florida residents for whom test results were received by the Department of Health. A person can be tested by more than one laboratory and can have both positive and negative results. **Therefore, the sum of the numbers in each column will be larger than the total number of people tested.**

Reporting lab	Inconclusive	Negative	Positive	Percent positive	Total
LYNN KEEFE, MD PEDIATRICS		14	3	18%	17
BLOUNT MEMORIAL HOSPITAL		14	3	18%	17
MINUTECLINIC, LLC, #4160		13	4	24%	17
PREMIUM HEALTH CARE			17	100%	17
HEALTHCARE NOW			17	100%	17
UNIVERSITY LAB			17	100%	17
COAST MED URGENT CARE		16	1	6%	17
URGENT CARE OF NEW YORK		16	1	6%	17
PRIMARY CARE WALK IN CLINIC PLLC			17	100%	17
MINUTE CLINIC		1	16	94%	17
MINUTECLINIC DIAGNOSTIC OF SC, LLC #2		13	4	24%	17
UC HEALTH UNIVERSITY HOSPITAL		14	3	18%	17
UNIVERSITY OF ALABAMA - FUNGAL REFERENCE LABORATORY		12	5	29%	17
UVMC MICROBIOLOGY		16	1	6%	17
CARE NOW, INC		13	4	24%	17
WALGREENS_COCONUT CREEK		13	4	24%	17
ESTATES MEDICAL CENTER INC		4	13	76%	17
URGENT CARE & FAMILY PRACTICE CENTER			17	100%	17
ALBIBI		1	16	94%	17
CARESPOT EXPRESS HEALTHCARE			17	100%	17
KIDSWOOD PEDIATRICS CORP		6	11	65%	17
MASSACHUSETTS GENERAL HOSPITAL		1	16	94%	17
KIDS CARE PEDIATRICS PA			17	100%	17
CLEVELAND CLINIC			17	100%	17
GENETIC TECHNOLOGICAL INNOVATIONS			17	100%	17
GUIDEWELL EMERGENCY MEDICINE DOCTORS LLC #33		10	7	41%	17
MC DIAGNOSTIC OF CONNECTICUT, PC #1960		17			17
GRAND VILLA OF SARASOTA		16	1	6%	17
FRUITVILLE URGENT CARE			17	100%	17
URGENT CARE WEST CLINIC		14	3	18%	17
CALLAWAY CLINIC		12	5	29%	17
AVALON FAMILY RESORT ASSISTED LIVING LLC		17			17
KETAMINE HEALTH CENTERS AT BONITA SPRINGS, LLC		16			16
BERGEN NEW BRIDGE M		14	2	13%	16
ST AUGUSTINE PLANTATION		1	15	94%	16
GOOD SAMARITAN SOCIETY		16			16
WALGREENS_PEMBROKE PINES		14	2	13%	16
TINA'S ASSISTED LIVING FACILITY CORP		16			16
BIOREFERENCE LABORATORIES		6	10	63%	16
PRESBYTERIAN MEDICAL SERVICES		16			16
HUDSON VALLEY HOSPITAL CENTER LABORATORY		15	1	6%	16
MINUTECLINIC, LLC, DBA MINUTECLINIC #6		14	2	13%	16
SOMA MEDICAL CENTER PA			16	100%	16
MEDICINE AT LONGWOOD		16			16
INDIANA STATE DEPARTMENT OF HEALTH		1	15	94%	16
COMMUNITY HEALTH OF SOUTH FLORIDA INC			16	100%	16

COVID-19: testing by laboratory

Data through Apr 15, 2021 verified as of Apr 16, 2021 at 09:25 AM

Data in this report are provisional and subject to change.

The numbers in the table below represent the number of Florida and non-Florida residents for whom test results were received by the Department of Health. A person can be tested by more than one laboratory and can have both positive and negative results. **Therefore, the sum of the numbers in each column will be larger than the total number of people tested.**

Reporting lab	Inconclusive	Negative	Positive	Percent positive	Total
PANAMA CITY VITAS HOSPICE		16			16
MONTEFIORE ST LUKE'S CORNWALL HOSPITAL		12	4	25%	16
MINNEOLA PLACE A HOMEBRIDGE COMMUNITY		16			16
TMH FSU RAPID LABORATORY		2	14	88%	16
HAWTHORNE INN OF LAKELAND		16			16
Lab MSMC Hialeah			16	100%	16
SUFFRIDGE DRIVE GROUP HOME		16			16
ADVENT HEALTH - ZEPHYRHILLS			16	100%	16
CVS PHARMACY		1	15	94%	16
WELLMED AT BRANDON REGIONAL		10	6	38%	16
ALL FLORIDA FAMILY & SPORTS MEDICINE		15	1	6%	16
CRUCIAL CARE		10	6	38%	16
NORTHWEST FLORIDA ENT, PA		5	11	69%	16
DAVITA DIALYSIS		4	12	75%	16
SRMC AVALON		9	7	44%	16
WALGREENS #05625		14	2	13%	16
MINUTE CLINIC DIAGNOSTIC OF SOUTH CAROLINA		12	4	25%	16
MEDEXPRESS URGENT CARE - ROBINSON TWP, STEUBENVILLE PIKE		14	2	13%	16
LAKEVIEW HEALTH SYSTEMS			16	100%	16
RICH STREET GROUP HOME		9	7	44%	16
EAR NOSE & THROAT ASSOCIATES OF MANATEE PA		16			16
JOSEPH MIGNOGNA		13	3	19%	16
MEDEXPRESS URGENT CARE LEWISBURG		15	1	6%	16
URGENT CARE CLINIC OF LINCOLN		14	2	13%	16
UNIVERSITY OF MIAMI MILLER SCHOOL			16	100%	16
UNAVAILABLE/UNKNOWN/NO INFORMATION FOUND			16	100%	16
KIMBERLY J HENDERSON MD PC		15	1	6%	16
JS HEALTHCARE INC		16			16
DR PHILLIPS MEDICAL WELLNESS CENTER		13	3	19%	16
OKEECHOBEE HEALTHCARE FACILITY			16	100%	16
STARLING AT NOCATEE			16	100%	16
BONIFAY NURSING AND REHABILITATION CENTER			16	100%	16
MILLENNIUM PHYSICIAN GRP LLC NAPLES PINE RIDGE			16	100%	16
BVL PEDIATRICS		14	2	13%	16
XERA MED RESEARCH			16	100%	16
INTERNAL MEDICINE ASSOCIATES & SPECIALTIES INC		15	1	6%	16
PRO HEALTH FAMILY PHYSICIANS, NYSTROM		16			16
FLORIDA MEDICAL ASSOCIATES LLC		9	7	44%	16
GAMMA DIAGNOSTIC LAB LLC			16	100%	16
HEALTH CENTRAL HOSPITAL			16	100%	16
NOVANT HEALTH GOHEALTH URGENT CARE-HARRISBURG		8	8	50%	16
FAST TRACK URGENT CARE CENTER - TYRONE			16	100%	16
NORTHWEST FLORIDA SLEEP		1	15	94%	16
HODGES CLUSTER		2	14	88%	16
PROMEDICA LABORATORIES		11	5	31%	16
MORTON PLANT MEASE			16	100%	16

COVID-19: testing by laboratory

Data through Apr 15, 2021 verified as of Apr 16, 2021 at 09:25 AM

Data in this report are provisional and subject to change.

The numbers in the table below represent the number of Florida and non-Florida residents for whom test results were received by the Department of Health. A person can be tested by more than one laboratory and can have both positive and negative results. **Therefore, the sum of the numbers in each column will be larger than the total number of people tested.**

Reporting lab	Inconclusive	Negative	Positive	Percent positive	Total
ORLANDO FAMILY PHYSICIANS INC		10	5	33%	15
LONG ISLAND JEWISH VALLEY STREAM		14	1	7%	15
DIATHERIX		13	2	13%	15
MINUTECLINIC INCORPORATE, LLC		12	3	20%	15
MINUTE CLINIC LLC #5733		15			15
WALGREENS #07936		14	1	7%	15
OPTIONS FOR SENIORS INC DBA PALM KREST MANOR		12	3	20%	15
SURGERY CENTER OF CORAL GABLES LLC,THE		11	4	27%	15
MINUTECLINIC DIAGNOSTIC OF VIRGINIA, LLC #1416		14	1	7%	15
CUSTEAD CARE CENTER HAVEN HOSPICE		12	3	20%	15
GNT ASSOCIATES		14	1	7%	15
BESSENT ROAD GROUP HOME		15			15
DELIVER MY MEDS CORP		15			15
FLORIDA DEPARTMENT OF HEALTH IN HILLSBOROUGH COUNTY		1	14	93%	15
PREMIER LABORATORY SERVICES, LLC		5	10	67%	15
HOLLEY-NAVARRE MEDICAL CLINIC		5	10	67%	15
BRYAN WHITFIELD MEMORIAL HOSPITAL		10	5	33%	15
RIVERSIDE MEDICAL GROUP		14	1	7%	15
CVS TX8321POCT MCKINNEY		15			15
CARENOW URGENT CARE-DONELSON		12	3	20%	15
CVS NY491POCT JACKSON HEIGHTS		15			15
MILTON 4707		15			15
SINAI HOSPITAL OF BALTIMORE		15			15
NORTHERN WESTCHESTER HOSPITAL LABORATORY		13	2	13%	15
HEALTH MED HOME CARE, LLC		15			15
PATHLINE			15	100%	15
LILY'S PROMISE AL#12775		15			15
HAVEN HOSPICE IN CHIEFLAND		9	6	40%	15
NOVALIFE MEDSPA			15	100%	15
COMPREHENSIVE CHILDCARE ASSOCIATES		8	7	47%	15
MINUTECLINIC DIAGNOSTIC OF TN PC #6415		11	4	27%	15
GRAND VILLA OF PALM COAST		15			15
CARDIOTHORACIC SURGERY OF HYDE PARK			15	100%	15
FAMILY CARE CENTER OF ARLINGTON		10	5	33%	15
ORLANDO HEALTH		2	13	87%	15
MEDLAB ASSOCIATES LLC		15			15
MEADOWCREST MOLECULAR DIAGNOSTICS, LLC			15	100%	15
MEDEXPRESS URGENT CARE - LAFAYETTE		14	1	7%	15
UNIVERSITY HOSPITAL UC HEALTH		11	4	27%	15
SELECT PHYSICIANS ALLIANCE PL		15			15
WALK IN URGENT CARE			15	100%	15
AJU GEORGE MD PA			15	100%	15
Astoria Health and Rehab		15			15
OPIS ISLAND LAKE CENTER		13	2	13%	15
GADSDEN REGIONAL MEDICAL CENTER		15			15
OAKMONTE VILLAGE OF DAVIE			15	100%	15

COVID-19: testing by laboratory

Data through Apr 15, 2021 verified as of Apr 16, 2021 at 09:25 AM

Data in this report are provisional and subject to change.

The numbers in the table below represent the number of Florida and non-Florida residents for whom test results were received by the Department of Health. A person can be tested by more than one laboratory and can have both positive and negative results. **Therefore, the sum of the numbers in each column will be larger than the total number of people tested.**

Reporting lab	Inconclusive	Negative	Positive	Percent positive	Total
TELEVISIT MALABAR PEDIATRICS		5	10	67%	15
EMPLOYEE WELLNESS PA		4	11	73%	15
MIAMI BEACH MEDICAL GROUP LLC			15	100%	15
BROOKLYN HOSPITAL CENTER DOWNTOWN CAMPUS		15			15
MEDLAB INC		15			15
PROHEALTH CARE ASSOCIATES MOBILE		12	3	20%	15
FAMILY CARE			15	100%	15
BAPTIST MEDICAL CENTER EAST		11	4	27%	15
HUNTINGTON URGENT CARE		14	1	7%	15
EASTLAKE PEDIATRICS - TRINITY		15			15
INFEXIONSHIELD INC.		15			15
VISTACARE PHARMACY I		13	2	13%	15
MEDEXPRESS URGENT CARE- MARYLAND		14	1	7%	15
Terrace of Jacksonville			15	100%	15
LEHIGH VALLEY HOSPITAL		3	11	79%	14
CVS MINUTE CLINIC DIAGNOSTIC OF TEXAS, LLC		11	3	21%	14
CVS NC187POCT CHARLOTTE		13	1	7%	14
EPIPHANY HEALTH		8	6	43%	14
INTERNAL MEDICINE LIPID AND WELNNESS PRACTICE		4	10	71%	14
STEWART MELBOURNE HOSPITAL, INC	1		13	93%	14
SOUTHEASTERN UNIVERSITY INC		14			14
NORTHWESTERN MEMORIAL HOSPITAL			14	100%	14
CVS TN5639POCT FARRAGUT		11	3	21%	14
CVS MINUTE CLINIC, LLC		12	2	14%	14
MINUTECLINIC DIAGNOSTIC OF TN, PC 6438		12	2	14%	14
HORIZON MEDICAL GROUP		12	2	14%	14
CVS MINUTE CLINIC DIAGNOSTIC OF VIRGINIA		14			14
The Evangelical Lutheran Good Samaritan Society		14			14
PROMUS DIAGNOSTICS, LLC			14	100%	14
QUEENS UNIVERSITY OF CHARLOTTE		14			14
CARENOW URGENT CARE-WEST END		9	5	36%	14
MINUTECLINIC DIAGNOSTIC OF TN, PC 4992		14			14
BOCA SIMON		2	12	86%	14
BELLEVUE HOSPITAL CENTER DEPARTMENT		14			14
SIGMUND LABS LLC		14			14
LIFE'S SPECIAL MOMENTS INC		14			14
LUCID DIAGNOSTICS LABS			14	100%	14
MEDI-DRUG INC		12	2	14%	14
ST JOSEPH WOMENS HOSPITAL			14	100%	14
ARNOT OGDEN MEDICAL CENTER LABORATORY		14			14
INHEALTH LIFE SCIENCES		6	8	57%	14
MADISON COUNTY HEALTH DEPARTMENT		7	7	50%	14
FAMILY MEDICINE OF WESTON LLC		6	8	57%	14
FG RAPID RESULTS LLC		8	6	43%	14
WELLMED AT PORT ST LUCIE WEST		10	4	29%	14
MELBOURNE FAMILY PRACTICE		12	2	14%	14

COVID-19: testing by laboratory

Data through Apr 15, 2021 verified as of Apr 16, 2021 at 09:25 AM

Data in this report are provisional and subject to change.

The numbers in the table below represent the number of Florida and non-Florida residents for whom test results were received by the Department of Health. A person can be tested by more than one laboratory and can have both positive and negative results. **Therefore, the sum of the numbers in each column will be larger than the total number of people tested.**

Reporting lab	Inconclusive	Negative	Positive	Percent positive	Total
SOUTHEASTERN LABORATORY			14	100%	14
RIVERSIDE COTTAGES AT THE SHORES, LLC			14	100%	14
POLK CHD BARTOW		13	1	7%	14
DESOTO HEALTH AND REHAB LLC		9	5	36%	14
NTD EUROFINs ATLANTA		14			14
BAPTIST PRIMARY CARE PONTE VEDRA		8	6	43%	14
MARQUESA MEDICAL		12	2	14%	14
CVS MINUTE CLINIC DIAGNOSTIC MED GRP OF CA		14			14
WELLSTAR NORTH FULTON HOSPITAL LABORAT		13	1	7%	14
TALLAHASSEE PRIMARY CARE ASSOCIATES PA		12	2	14%	14
PT&J REHAB - VILLAGE OF ROYAL PALM BEACH		12	2	14%	14
CVS MINUTE CLINIC DIAGNOSTIC PA		10	4	29%	14
PARROTT MEDICAL CLINIC			14	100%	14
ST CLOUD MEDICAL GROUP		12	2	14%	14
SARASOTA - ROBERT L TAYLOR COMMUNITY CENTER		1	13	93%	14
ACCESS HOME HEALTH OF FLORIDA LLC		14			14
JOHNS HOPKINS MEDICAL LABORATORIES		1	13	93%	14
Hackensack Umc Mountainside		13	1	7%	14
CVS NC2357POCT HUNTERSVILLE		12	2	14%	14
TLC FAMILY CARE HOME INC		14			14
NIGHT OWL PEDIATRICS URGENT CARE			14	100%	14
MONTEFIORE MEDICAL CENTER LABORATORIES - WEILER		10	4	29%	14
CENTRAL JERSEY URGENT CARE OF EATONTOW		13	1	7%	14
FAMILY PRACTICE ON THE GO		6	8	57%	14
ALASKA PUBLIC HEALTH LAB		1	13	93%	14
HEALTHFIRST ADVENT HEALTH CENTRA CARE COCOA BEACH			14	100%	14
ALAN L MELOTEK MD		14			14
TGH URGENT CARE - WESTCHASE			14	100%	14
DYNAMIC DNA LAB		1	13	93%	14
SARNO FAMILY PRACTICE		1	13	93%	14
SOMA MEDICAL CENTER, P.A.			14	100%	14
JACKSONVILLE PEDIATRICS		8	6	43%	14
CORAL LANDING ASSISTED LIVING		11	2	15%	13
METHODIST MEDICAL CENTER		10	3	23%	13
VIGILINT HEALTHCARE		11	2	15%	13
COVANCE CENTRAL LABORATORY			13	100%	13
NATIONAL GENETICS INST LABCORP		4	9	69%	13
MEYER PEDIATRICS CHTD		11	2	15%	13
MINUTECLINIC DIAGNOSTIC OF TN PC #643		10	3	23%	13
MONTEFIORE NYACK HOSPITAL AFFILIATED LABORATORY		12	1	8%	13
BENNETT PEDIATRICS		13			13
LAKELAND REGIONAL HEALTH GRASSLANDS		12	1	8%	13
AFC URGENT CARE - CEDAR GROVE		11	2	15%	13
MC DIAGNOSTIC OF CONNECTICUT PC #459		13			13
AVENTURA HOSPITAL AND MEDICAL CENTER			13	100%	13
BAPTIST HEALTH			13	100%	13

COVID-19: testing by laboratory

Data through Apr 15, 2021 verified as of Apr 16, 2021 at 09:25 AM

Data in this report are provisional and subject to change.

The numbers in the table below represent the number of Florida and non-Florida residents for whom test results were received by the Department of Health. A person can be tested by more than one laboratory and can have both positive and negative results. **Therefore, the sum of the numbers in each column will be larger than the total number of people tested.**

Reporting lab	Inconclusive	Negative	Positive	Percent positive	Total
IGENEX INC		13			13
COMPASS URGENT CARE		8	5	38%	13
ST CLOUD COMPOUNDING PHARMACY & WELLNESS CENTER		12	1	8%	13
CLINICAL LABORATORY SERVICES			13	100%	13
Grace Rehabilitation of Vero Beach		13			13
VALDOSTA FAMILY MEDICINE		1	12	92%	13
MAINSTREET FAMILY SELECT		1	12	92%	13
STATEN ISLAND UNIVERSITY HOSPITAL SEGUINE AVE		12	1	8%	13
GLENBROOKE AT PALM BAY			13	100%	13
URGENT MEDICAL CENTER INC		5	8	62%	13
SOUTHEAST FAMILY HEALTHCARE CENTER			13	100%	13
ATMORE NURSING CENTER		12	1	8%	13
VILLA OF KINGS AND QUEENS OF DELRAY		13			13
EFFINGER HEALTH, PA		13			13
BROOKDALE DELAND			13	100%	13
ST MARYS MEDICAL CENTER			13	100%	13
SHELBY COUNTY HEALTH CARE CORPORATION		10	3	23%	13
DEVEREUX FLORIDA CHILDRENS CENTER			13	100%	13
ORMOND MEDICAL ARTS		3	10	77%	13
MINUTE CLINIC OF KANSAS PA		8	5	38%	13
GENOTOX LABORATORIES		11	2	15%	13
EAR NOSE AND THROAT ASSOCIATES OF MANATEE, P.A.		10	3	23%	13
ESCAMBIA COMMUNITY CLINIC		2	11	85%	13
NEW YORK PRESBYTERIAN - LOWER MANHATTAN		13			13
MEDEXPRESS URGENT CARE - BENTON HARBOR		13			13
FLORIDA STATE HOSPITAL			13	100%	13
CVS MINUTE CLINIC DIAGNOSTIC OF TN #3293		12	1	8%	13
SUMMIT ATLANTIC SURGERY CENTER		13			13
ROCKLEDGE		3	10	77%	13
CULINARY INSTITUTE OF AMERICA STUDENT	3	10			13
MINUTE CLINIC LLC #2775		12	1	8%	13
GULF COAST MEDICAL GROUP		5	8	62%	13
SKIN WELLNESS PHYSICIANS LLC		13			13
PHELPS HOSPITAL LABORATORY		11	2	15%	13
MINUTECLINIC, LLC #1492		13			13
MEDLABS DIAGNOSTICS		11	2	15%	13
Sunnyside Care Center		13			13
MC DIAGNOSTIC OF CONNECTICUT, PC # 257		12	1	8%	13
GOOD SAMARITAN MEDICAL CENTER			13	100%	13
PARKWEST MEDICAL CENTER		11	2	15%	13
BARRANCO CLINIC,THE	3	9	1	8%	13
LAKE CO SCHOOLS EMPLOYEE HEALTH & WELLNESS CENTER	1	9	3	23%	13
MINUTECLINIC DIAGNOSTIC OF NORTH CAROLINA, PC		12	1	8%	13
CROSS CARE CENTER			13	100%	13
SANDGATE GARDENS REHAB & NURSING CENTER		3	10	77%	13
THE PLAZA AT PARKSQUARE		13			13

COVID-19: testing by laboratory

Data through Apr 15, 2021 verified as of Apr 16, 2021 at 09:25 AM

Data in this report are provisional and subject to change.

The numbers in the table below represent the number of Florida and non-Florida residents for whom test results were received by the Department of Health. A person can be tested by more than one laboratory and can have both positive and negative results. **Therefore, the sum of the numbers in each column will be larger than the total number of people tested.**

Reporting lab	Inconclusive	Negative	Positive	Percent positive	Total
WESTERN NEW YORK IMMEDIATE MEDICAL CAR		12	1	8%	13
IN-OFFICE LAB		12	1	8%	13
NEMOURS CHILDREN'S URGENT			13	100%	13
THRIFT DRUGS INC		11	2	15%	13
RED MOUNTAIN DIAGNOSTICS		13			13
CONSULATE HEALTH CARE OF PENSACOLA			13	100%	13
MHHS All Lab Subsection		13			13
AVALON MEDICAL WALK IN CLINIC			13	100%	13
MOODY MANOR		13			13
MINUTECLINIC DIAGNOSTIC OF RHODE ISLAND		10	3	23%	13
WORLD WRESTLING ENTERTAINMENT			13	100%	13
MED TECH SERVICES OF PALM BEACH INC		13			13
ORCHID COVE		3	10	77%	13
HARBOR CHASE OF JACKSONVILLE			13	100%	13
APPLE DIAGNOSTICS LAB		5	7	58%	12
Lady Lake Specialty Care			12	100%	12
PANCARE HEALTH - WEWA ELEMENTARY			12	100%	12
HAVEN HOSPICE			12	100%	12
MINUTECLINIC DIAGNOSTIC OF PA, LLC (1036)		10	2	17%	12
RICHMOND UNIVERSITY MEDICAL CENTER		10	2	17%	12
FLORIDA DEPARTMENT OF HEALTH WASHINGTON COUNTY		7	5	42%	12
PALATKA VA CBOC		11	1	8%	12
THE POTTER'S HOUSE AT CANNON POINT		12			12
BROOKDALE CITRUS			12	100%	12
FAMILY MEDICINE AT HUNTERS CREEK		12			12
LONGWOOD PEDIATRICS LLC			12	100%	12
ADVENTHEALTH MEDICAL GROUP CARE CLINIC AT		8	4	33%	12
GLEN OAKS HEALTH AND REHABILITATION CENTER			12	100%	12
MEDEXPRESS URGENT CARE-LATROBE		11	1	8%	12
VILLA HEALTH NH LLC		10	2	17%	12
MERIDIAN AT WATERWAYS, THE		10	2	17%	12
CVS HEALTH MINUTE CLINIC		1	11	92%	12
BROWARD DIALYSIS			12	100%	12
MINUTECLINIC DIAGNOSTIC OF ILLINOIS LL		10	2	17%	12
TAPESTRY TALLAHASSEE WALDEN		12			12
MINUTECLINIC DIAGNOSTIC OF OKLAHOMA		10	2	17%	12
MINUTECLINIC DIAG OF IND, LLC #6697		12			12
JOINT AMBULATORY CARE CENTER		12			12
SUWANNEE COUNTY JAIL		11	1	8%	12
WOODLAND TOWERS		6	6	50%	12
MIRACLE ALF INC		12			12
MINUTECLINIC, LLC, MINUTECLINIC #7637		10	2	17%	12
MEDEXPRESS URGENT CARE - CHRISTIANBURG		8	4	33%	12
BRITO MEDICAL CENTER		10	2	17%	12
GENESIS		8	4	33%	12
ACCENTCARE		12			12

COVID-19: testing by laboratory

Data through Apr 15, 2021 verified as of Apr 16, 2021 at 09:25 AM

Data in this report are provisional and subject to change.

The numbers in the table below represent the number of Florida and non-Florida residents for whom test results were received by the Department of Health. A person can be tested by more than one laboratory and can have both positive and negative results. **Therefore, the sum of the numbers in each column will be larger than the total number of people tested.**

Reporting lab	Inconclusive	Negative	Positive	Percent positive	Total
Maury Regional Hospital		6	6	50%	12
Rosewood Healthcare and Rehabilitation Center		5	7	58%	12
VERITAS RESEARCH CORP			12	100%	12
CARLOS PORTU MD, PLLC			12	100%	12
MINUTECLINIC DIAGNOSTIC OF NEW MEXICO		12			12
CVS CA9715POCT THOUSAND OAKS		12			12
LEON CHD		12			12
SAMARITAN MEDICAL CENTER		12			12
OHIO STATE UNIVERSITY MEDICAL CENTER			12	100%	12
MINUTECLINIC, LLC, DBA MINUTECLINIC #6106		10	2	17%	12
ST PETER'S UNIVERSITY HOSPITAL		9	3	25%	12
VIBRANT AMERICA		10	2	17%	12
RUSSELL MEDICAL CENTER		11	1	8%	12
NONA PEDIATRIC CENTER		7	5	42%	12
DAVID LAWRENCE CENTER INC		10	2	17%	12
ORLANDO FAMILY MEDICAL INC		12			12
CVS HEALTH, #2043		12			12
SAMARITAN HOSPITAL LABORATORY		11	1	8%	12
MI2297090CV HOLLAND-23D2189684		12			12
MINUTECLINIC, LLC, DBA MINUTECLINIC #2		10	2	17%	12
BAYONET POINT HOSPITAL			12	100%	12
SONORA QUEST LABORATORIES			12	100%	12
TIFT REGIONAL HEALTH SYSTEM, INC		12			12
NORTHSIDE HOSPITAL FORSYTH		10	2	17%	12
MINUTE CLINIC LLC #5706		10	2	17%	12
MEDEXPRESS URGENT CARE - MONROE		12			12
CITY OF WEST PALM BEACH EMPLOYEE & FAMILY HEALTH		12			12
CAPE CORAL URGENT CARE		9	3	25%	12
CVS TN5601POCT LENOIR CITY		10	2	17%	12
LAB UNKNOWN		1	11	92%	12
FLORIDA DEPT OF HEALTH		4	8	67%	12
ACADIAN DIAGNOSTIC LABORATORIES		8	4	33%	12
VERO DIAGNOSTICS		11	1	8%	12
MINUTECLINIC DIAGNOSTIC OF GEORGIA, LL		10	2	17%	12
URGENT TEAM MANAGEMENT OF TENNESSEE		10	2	17%	12
MEDEXPRESS URGENT CARE CHARLESTON		8	4	33%	12
DYNAMIC HEALTH CENTERS INC		8	4	33%	12
MEDEXPRESS URGENT CARE - PANTOPS		11	1	8%	12
TMH PHYSICIAN PARTNERS - MONTICELLO		10	2	17%	12
SENIOR HOME CARE INC		12			12
LIFE CARE OF PORT SAINT LUCIE		3	9	75%	12
CVS MINUTE CLINIC DIAGNOSTIC PA #3060		10	2	17%	12
FHCP-PORT ORANGE		3	9	75%	12
ADVENTIST HEALTH SYSTEM FLORIDA DEPT OF HEALTH		7	5	42%	12
GEORGE W FERGUSON MD-CONCIERGE MEDICAL SERVICES PL		11	1	8%	12
WANTAGH URGENT CARE		9	3	25%	12

COVID-19: testing by laboratory

Data through Apr 15, 2021 verified as of Apr 16, 2021 at 09:25 AM

Data in this report are provisional and subject to change.

The numbers in the table below represent the number of Florida and non-Florida residents for whom test results were received by the Department of Health. A person can be tested by more than one laboratory and can have both positive and negative results. **Therefore, the sum of the numbers in each column will be larger than the total number of people tested.**

Reporting lab	Inconclusive	Negative	Positive	Percent positive	Total
CARROLL GARDENS URGENT CARE		12			12
IREPERTOIRE_MOL_LAB		12			12
MINUTECLINIC DIAGNOSTIC OF TN PC #240		10	2	17%	12
DEPARTMENT OF PUBLIC HEALTH		12			12
NAPLES GREEN VILLAGE		12			12
MEDEXPRESS URGENT CARE-ALTOONA		10	2	17%	12
FAMILY MEDICINE AT LONGWOOD			12	100%	12
MINUTE CLINIC DIAGNOSTIC OF SC, LLC #42		11	1	8%	12
MERCY MEDICAL CENTER		5	7	58%	12
MINUTE-CLINIC DIAGNOSTIC OF VIRGINIA, LLC		12			12
CARE FAST MURABELLA		7	5	42%	12
COLLIER COUNTY HEALTH DEPT.		7	5	42%	12
MINUTE-CLINIC DIAGNOSTIC OF VIRGINIA, LLC #2003		9	3	25%	12
MEDEXPRESS URGENT CARE MONACA		11			11
WELLMED AT SOUTH PARSONS		9	2	18%	11
WALGREEN #6538		11			11
UF HEALTH		1	10	91%	11
MINUTECLINIC DIAGNOSTIC OF TN, PC 6304		9	2	18%	11
MINUTECLINIC DIAGNOSTIC OF NEW JERSEY, LLC # 7069		11			11
VITAS HEALTH INC		5	6	55%	11
MEDEXPRESS URGENT CARE - WINCHESTER GATEWAY		9	2	18%	11
CVS MINUTE CLINIC, LLC #22		10	1	9%	11
MINUTECLINIC DIAGNOSTIC OF MAINE, LLC		9	2	18%	11
BOCA RATON REGIONAL HOSPITAL LAB			11	100%	11
CVS CA9165POCT SAN DIEGO		11			11
MC DIAGNOSTIC OF CONNECTICUT , PC # 3		9	2	18%	11
MINUTE CLINIC LLC #6765		11			11
ALCOVE ASSISTED LIVING FACILITY		11			11
PINELLAS COUNTY HEALTH DEPARTMENT		2	9	82%	11
Signature Healthcare of Savannah		11			11
NORTH OKALOOSA PHYSICIAN GROUP		10	1	9%	11
CVS MINUTE CLINIC DIAGNOSTIC OF TEXAS,LLC		9	2	18%	11
ASSOCIATES IN MEDICINE		7	4	36%	11
MINUTECLINIC DIAGNOSTIC OF NEW JERSEY,		10	1	9%	11
ASSOCIATES MD CYPRESS CREEK			11	100%	11
PRIME MEDICAL CARE, LLC		11			11
UNIVERSITY OF MIAMI MILLER SCHOOL OF MEDICINE			11	100%	11
CLEVELAND TENNESSEE HOSPITAL COMPANY		10	1	9%	11
NIGHT LITE PEDIATRICS CENTER, LLC		1	10	91%	11
UNIVERSITY CENTRA CARE		10	1	9%	11
MEDEXPRESS URGENT CARE - MAPLE DRIVE		10	1	9%	11
STUYVESANT URGENT CARE		11			11
DMH STEINHATCHEE FAMILY MEDICINE		8	3	27%	11
SEMORAN FAMILY HEALTH LLC		10	1	9%	11
SAVANNAH STATE UNIVERSITY, COUNSELING		11			11
ST. PETERSBURG PEDIATRICS			11	100%	11

COVID-19: testing by laboratory

Data through Apr 15, 2021 verified as of Apr 16, 2021 at 09:25 AM

Data in this report are provisional and subject to change.

The numbers in the table below represent the number of Florida and non-Florida residents for whom test results were received by the Department of Health. A person can be tested by more than one laboratory and can have both positive and negative results. **Therefore, the sum of the numbers in each column will be larger than the total number of people tested.**

Reporting lab	Inconclusive	Negative	Positive	Percent positive	Total
MONROE COUNTY HOSPITAL		8	3	27%	11
KIDSVILLE PEDIATRICS			11	100%	11
CAN COMMUNITY HEALTH, INC		10	1	9%	11
PASSPORT HEALTH			11	100%	11
St. Annes Nursing Center, St. Annes Residence, Inc.		11			11
LANE PEDIATRICS PA		1	10	91%	11
45TH 1		11			11
UMHC/SYLVESTER AT KENDALL		1	10	91%	11
TROPICANA		5	6	55%	11
METHODIST HOSPITAL			11	100%	11
UNIVERSITY HOSPITALS OF CLEVELAND		6	5	45%	11
THE TERRACE OF SAINT CLOUD		9	2	18%	11
CARENOW URGENT CARE-HERMITAGE		7	4	36%	11
NORTHEAST PEDIATRICS			11	100%	11
HIRAM COLLEGE HEALTH CENTER (ABBOTT)		11			11
CLAYMED OF NORTH FLORIDA			11	100%	11
CVS MINUTE CLINIC DIAG OF IND, LLC #6549		11			11
MINUTE CLINIC DIAGNOSTIC OF NORTH CAROLINA		11			11
GENOPTIX MEDICAL LABORATORY		10	1	9%	11
TELEVISIT PALM BAY FAMILY PRACTICE		9	2	18%	11
COLLIER HMA PHYSICIAN MANAGEMENT, LLC		2	9	82%	11
ST LUKES ROOSEVELT LABORATORY		9	2	18%	11
PHYSICIANS REGIONAL MEDICAL CTR - COLLIER BLVD			11	100%	11
WALK IN MEDICAL URGENT CARE PC		11			11
MISSOURI DEPARTMENT OF HEALTH AND SENIOR SERVICES			11	100%	11
CROSSROADS URGENT CARE, PLLC		11			11
HNL LAB MEDICINE		8	3	27%	11
OPTUM PRIMARY CARE		1	10	91%	11
ALBION COLLEGE (ABBOTT)		11			11
AIM LABORATORIES			11	100%	11
MEDEXPRESS URGENT CARE - SALEM		7	4	36%	11
MINUTECLINIC DIAGNOSTIC OF VIRGINIA		11			11
ALACHUA			11	100%	11
PRIMECARE ACQUISITION FAMILY PRACTICE INC		11			11
Solaris Healthcare Pensacola			11	100%	11
St Joseph's Hospital & Medical Center		10	1	9%	11
CVS MINUTE CLINIC DIAGNOSTIC		10	1	9%	11
CURATIVE		1	10	91%	11
VIRTUA WEST JERSEY HOSPITAL VOORHEES		9	2	18%	11
PALM BEACH PATHOLOGY		9	2	18%	11
AZALEA HEALTH		2	9	82%	11
JBSA-SAM HOUSTON			11	100%	11
CVS GA2108POCT NORCROSS		8	3	27%	11
MINUTECLINIC DIAGNOSTICS OF IND, LLC		11			11
BRIDGE DIAGNOSTICS			11	100%	11
CARINGTON MANOR		11			11

COVID-19: testing by laboratory

Data through Apr 15, 2021 verified as of Apr 16, 2021 at 09:25 AM

Data in this report are provisional and subject to change.

The numbers in the table below represent the number of Florida and non-Florida residents for whom test results were received by the Department of Health. A person can be tested by more than one laboratory and can have both positive and negative results. **Therefore, the sum of the numbers in each column will be larger than the total number of people tested.**

Reporting lab	Inconclusive	Negative	Positive	Percent positive	Total
SUNCOAST COMMUNITY HEALTH CENTERS INC		2	9	82%	11
APPALACHIAN REGIONAL HEALTHCARE SYSTEM		10	1	9%	11
BIOTECH CLINICAL LABORATORIES, INC.		1	10	91%	11
ILLINOIS DEPT OF PUBLIC HEALTH LAB - SPRINGFIELD			11	100%	11
MINUTECLINIC, LLC #1470		10	1	9%	11
MEDICAL CENTER AFFILIATES WEST PALM			11	100%	11
ELITE HOME HEALTH SERVICES		11			11
MINUTECLINIC LLC (1435)		10	1	9%	11
ST VINCENT'S ST CLAIR		8	3	27%	11
MOUNT DORA PEDIATRICS		9	2	18%	11
JOHN W NORRIS III MD PA	1		10	91%	11
REDMED CLINIC OF ARLINGTON		10	1	9%	11
ORLANDO HEALTH PHYSICIAN ASSOCIATES		4	7	64%	11
GUIDANCE / CARE CENTER, INC		11			11
WATSON HEALTHCARE		8	3	27%	11
WINTER PARK CARE AND REHABILITATION			11	100%	11
LAKE NONA MEDICAL SERVICES		3	8	73%	11
CREATIVE TESTING SOLUTIONS		4	7	64%	11
NORTHEAST GEORGIA MEDICAL CENTER		11			11
HEALTH NETWORK LABORATORIES		7	4	36%	11
MINUTECLINIC, LLC #244		10	1	9%	11
Crestwood Nursing Center		7	3	30%	10
MINUTE CLINIC LLC # 2033		9	1	10%	10
MINUTECLINIC DIAGNOSTIC OF VIRGINIA, LLC #255		10			10
EMERGENCY MEDICAL CENTER		4	6	60%	10
PRORENATA LABS		2	8	80%	10
NEW HAMPSHIRE DEPARTMENT OF HEALTH AND HUMAN SERVICES		3	7	70%	10
NORTHSIDE HOSPITAL ATLANTA		4	6	60%	10
KEY TRAINING CENTER			10	100%	10
UNIVERSITY MEDICAL CENTER		8	2	20%	10
MEDEXPRESS URGENT CARE - FAYETTEVILLE		8	2	20%	10
CHEMISYS LABORATORIES		2	8	80%	10
FLEMING ISLAND CENTER FOR CLINICAL RESEARCH		10			10
WALGREENS #04569		9	1	10%	10
BLOOMIN BRANDS WELLNESS CENTER		9	1	10%	10
HCR MANORCARE		10			10
CITY OF TALLAHASSEE		10			10
FLORIDA CLINICAL LAB		1	9	90%	10
DOMINICAN COLLEGE STUDENT HEALTH CENTE		8	2	20%	10
VASCONCELLO COHEN MD PA		9	1	10%	10
CHILDREN'S HEALTHCARE OF ATLANTA/EGLESTON		10			10
MC DIAGNOSTIC OF CONNECTICUT, PC #1966		10			10
MINUTE CLINIC, LLC #4650		9	1	10%	10
ACCESS PHARMACY		10			10
WHEELER LABORATORY		9	1	10%	10
CBC LAB		3	7	70%	10

COVID-19: testing by laboratory

Data through Apr 15, 2021 verified as of Apr 16, 2021 at 09:25 AM

Data in this report are provisional and subject to change.

The numbers in the table below represent the number of Florida and non-Florida residents for whom test results were received by the Department of Health. A person can be tested by more than one laboratory and can have both positive and negative results. **Therefore, the sum of the numbers in each column will be larger than the total number of people tested.**

Reporting lab	Inconclusive	Negative	Positive	Percent positive	Total
BROOKDALE PANAMA CITY		9	1	10%	10
SUMTER COUNTY HEALTH DEPARTMENT		5	5	50%	10
PIEDMONT ATHENS REGIONAL MEDICAL		8	2	20%	10
VENICE GREEN VILLAGE		3	7	70%	10
MEDEXPRESS URGENT CARE-KATY		7	3	30%	10
MINUTECLINIC DIAGNOSTIC OF NORTH CAROLINA PC #5341		7	3	30%	10
CVS TX8351POCT BEAUMONT		9	1	10%	10
SOMA MEDICAL CENTER PA #4			10	100%	10
COMMUNITY HEALTH CENTER		2	8	80%	10
CHRISTUS ST VINCENT LABORATORY - ZIA		10			10
ST JOSEPH'S HOSPITAL NORTH LABORATORY			10	100%	10
SAVANNAH MANOR ASSISTED LIVING COMMUNITY			10	100%	10
ALABAMA DEPARTMENT OF PUBLIC HEALTH		1	9	90%	10
WALK-IN MEDICAL CARE			10	100%	10
VA Primary Care Clinic at Meharry		9	1	10%	10
MEDEX REGIONAL LABORATORIES LLC		1	9	90%	10
MEDEXPRESS URGENT CARE PARKERSBURG		8	2	20%	10
CVS M08590POCT KANSAS CITY		6	4	40%	10
MINUTECLINIC, LLC #4682		5	5	50%	10
RPC@HODGES		2	8	80%	10
ORLANDO MEDICAL CENTER PL		1	9	90%	10
LAKE NONA MEDICAL SERVICE LLC		10			10
MINUTE CLINIC DIAGNOSTIC MED GRP		9	1	10%	10
NOT INDICATED		1	9	90%	10
Westchester General Hospital			10	100%	10
CVS PA6902POCT BRYN MAWR		8	2	20%	10
WELLSTAR COBB HOSPITAL		8	2	20%	10
LAWRENCE TECHNOLOGICAL UNIVERSITY		10			10
AMERICAN HOUSE FORT MYERS		10			10
KR AT COLLEGE HARBOR		10			10
ADVENTHEALTH MEDICAL GROUP PEDIATRIC & ADOLESCENT		9	1	10%	10
Avalon Healthcare and Rehabilitation Center			10	100%	10
CVS CA9113POCT CHULA VISTA		10			10
CVS SC4286POCT EASLEY		4	6	60%	10
MINUTECLINIC DIAGNOSTIC OF TN PC #5671		6	4	40%	10
LUXOR SCIENTIFIC LLC		1	9	90%	10
ATHENS VETERINARY DIAGNOSTIC LABORATOR		10			10
NATURE COAST REGIONAL MEDICAL CENTER		1	9	90%	10
MOLECULAR PATHOLOGY LABORATORY			10	100%	10
SUPERIOR RESIDENCES OF CLERMONT		2	8	80%	10
BETH ISRAEL MEDICAL CENTER LABS		9	1	10%	10
CVS PA1671POCT LANCASTER		10			10
CVS SC7556POCT WEST COLUMBIA		9	1	10%	10
NEW JERSEY DEPARTMENT OF HEALTH COMMUNICABLE DISEASE SERVICE		3	7	70%	10
DES PLAINES CLINICAL LAB		3	7	70%	10
PALM BEACH CDH - DELRAY BEACH			10	100%	10

COVID-19: testing by laboratory

Data through Apr 15, 2021 verified as of Apr 16, 2021 at 09:25 AM

Data in this report are provisional and subject to change.

The numbers in the table below represent the number of Florida and non-Florida residents for whom test results were received by the Department of Health. A person can be tested by more than one laboratory and can have both positive and negative results. **Therefore, the sum of the numbers in each column will be larger than the total number of people tested.**

Reporting lab	Inconclusive	Negative	Positive	Percent positive	Total
PHASE2 LABS	2	6	2	20%	10
FAMILY HEALTH CENTER AT PORT ST JOHN		4	6	60%	10
BROWARD HEALTH CARE			10	100%	10
PANCARE HEALTH - VERNON ELEMENTARY			10	100%	10
BELLE GLADES HEALTH CLINIC			10	100%	10
GILCHRIST COUNTY FIRE DEPARTMENT		4	6	60%	10
OKLAHOMA STATE DEPARTMENT OF HEALTH-PUBLIC HEALTH LABORATORY			10	100%	10
MC DIAGNOSTIC OF CONNECTICUT, PC #1043		10			10
ARBORS OF GULF BREEZE, THE		8	2	20%	10
PBC PREMIER FAMILY HEALTH			10	100%	10
CVS SC7334POCT LEXINGTON		9	1	10%	10
THE MARY IMOGENE BASSETT HOSPITAL		10			10
ANY LAB TEST NOW INC			10	100%	10
CVS TN2179POCT MURFREESBORO		9	1	10%	10
ONEIDA HEALTHCARE CENTER		8	2	20%	10
VITALANT		1	9	90%	10
MINUTECLINIC DIAGNOSTIC OF MINNESOTA		10			10
ILLINOIS DEPARTMENT OF PUBLIC HEALTH		2	8	80%	10
BERRYHILL MANOR		10			10
GLADES COUNTY DETENTION CENTER		1	9	90%	10
MINUTECLINIC DIAGNOSTIC OF ILLINOIS		8	2	20%	10
CORONA PATHOLOGY		10			10
MINUTECLINIC DIAGNOSTIC OF OHIO #3407		9	1	10%	10
URGENT CARE CENTER AT PINNACLE		4	6	60%	10
BENSONHURST URGENT CARE		9	1	10%	10
ISLAND COAST PEDIATRICS IN-HOUSE LAB		10			10
BEAUMONT LABORATORY			10	100%	10
BETTER AT HOME		10			10
WINKLER COURT		9	1	10%	10
NORTON HEALTHCARE			10	100%	10
DOCTORS EXPRESS OF ST PETERSBURG		1	9	90%	10
IMMUNOGENOMICS LLC		6	4	40%	10
HIGH TOWER ALF LLC		9	1	10%	10
CARENOW URGENT CARE - EAST NASHVILLE		8	2	20%	10
JOHNS HOPKINS ALL CHILDRENS			10	100%	10
MEDICAL LABORATORY DIAGNOSTICS			10	100%	10
MEDEXPRESS URGENT CARE - BEECH GROVE		9	1	10%	10
Manor Care of Dunedin		7	3	30%	10
MEDEXPRESS URGENT CARE - WASHINGTON		8	2	20%	10
ARCHBOLD MEMORIAL HOSPITAL/LAB		3	7	70%	10
LAKE BALDWIN CBOC		9	1	10%	10
NORTHSIDE HOSPITAL DULUTH		8	2	20%	10
CVS NC7051POCT WAKE FOREST		10			10
MAINSTREET FAMILY CARE			10	100%	10
TENNESSEE DEPARTMENT OF HEALTH (TDH) - CENTRAL LABORATORY		2	8	80%	10
MOSOLF PEDIATRICS			10	100%	10

COVID-19: testing by laboratory

Data through Apr 15, 2021 verified as of Apr 16, 2021 at 09:25 AM

Data in this report are provisional and subject to change.

The numbers in the table below represent the number of Florida and non-Florida residents for whom test results were received by the Department of Health. A person can be tested by more than one laboratory and can have both positive and negative results. **Therefore, the sum of the numbers in each column will be larger than the total number of people tested.**

Reporting lab	Inconclusive	Negative	Positive	Percent positive	Total
KEY WEST URGENT CARE, INC		3	7	70%	10
PLYMOUTH HARBOR INCORPORATED		9	1	10%	10
MINUTECLINIC, DIAGNOSTIC OF TEXAS, LL		9	1	10%	10
VETERNANS ADMINISTRATION			10	100%	10
NORTHSIDE HOSPITAL		2	7	78%	9
VILLAGE PLACE HEALTH AND REHAB		9			9
BLOOMINGDALE PEDIATRIC ASSOCIATES PA			9	100%	9
MINUTE CLINIC INCORPORATE		9			9
LOREY ALF		9			9
MINUTECLINIC #8760		9			9
FAMILY PRACTICE OF DAVIE INC			9	100%	9
BEAUMONT EMERGENCY CENTER			9	100%	9
OMNI			9	100%	9
MINUTECLINIC DIANOSTIC OF VIRGINIA, LL		8	1	11%	9
PEDIATRIC HEALTH CARE ALLIANCE			9	100%	9
ORLANDO HEALTH PHYSICIAN GROUP INC		6	3	33%	9
MINUTE CLINIC LLC #10203		7	2	22%	9
CIMA MEDICAL CENTER		8	1	11%	9
WADSWORTH CENTER - DAVID AXELROD INSTITUTE		8	1	11%	9
SUNCREST OMNI		9			9
DIXITKUMAR N MODI MD PA			9	100%	9
MONROE COUNTY FIRE RESCUE		8	1	11%	9
CVS CT1109POCT BETHEL		9			9
MINUTECLINIC DIAGNOSTIC OF TN PC #386		8	1	11%	9
PUTNAM FAMILY CARE INC		3	6	67%	9
GCPM MANUAL MICROBIOLOGY		1	8	89%	9
WINDSOR OF GAINESVILLE		9			9
MINUTECLINIC DIAG OF IND, LLC #2387		8	1	11%	9
MIAMI COMPREHENSIVE MEDICINE GROUP PA		4	5	56%	9
NEMOURS CHILDREN'S PRIMARY CARE VERO BEACH			9	100%	9
CVS CT1123POCT SOUTHBURY		9			9
IU HEALTH PATHOLOGY		1	8	89%	9
CIAN DIAGNOSTICS			9	100%	9
ALL 4 KIDZ PEDIATRICS		7	2	22%	9
MAGNOLIA MANOR			9	100%	9
WESTCHESTER GENERAL HOSPITAL BLOOD GAS LAB			9	100%	9
FLORIDA HOSPITAL WINTER PARK		7	2	22%	9
WILLIAMSBURGH CHAI CARE		8	1	11%	9
NORTHSHORE UNIVERSITY HEALTHSYSTEM EVANSTON HOSPITAL LAB			9	100%	9
NASCAR EVENT MANAGEMENT, LLC		9			9
Sunset Lake Health and Rehabilitation Center		8	1	11%	9
NORTHWEST FLORIDA COMMUNITY HOSPITAL LABORATORY		8	1	11%	9
CVS PA233POCT NEWTOWN SQUARE		9			9
MINUTE CLINIC LLC #4017		9			9
WALGREENS #10972	1	8			9
ST. CLOUD PHARMACY AND WELLNESS CENTER		5	4	44%	9

COVID-19: testing by laboratory

Data through Apr 15, 2021 verified as of Apr 16, 2021 at 09:25 AM

Data in this report are provisional and subject to change.

The numbers in the table below represent the number of Florida and non-Florida residents for whom test results were received by the Department of Health. A person can be tested by more than one laboratory and can have both positive and negative results. **Therefore, the sum of the numbers in each column will be larger than the total number of people tested.**

Reporting lab	Inconclusive	Negative	Positive	Percent positive	Total
RANDOLPH DIABETES AND WELLNESS		8	1	11%	9
DOH-TAMPA BRANCH LABORATORY (MLK BLVD)		4	5	56%	9
MINUTECLINIC, LLC, DBA MINUTECLINIC #4		9			9
PENSACOLA CLUSTER			9	100%	9
CVS TX7162POCT HOUSTON		9			9
CARENOW URGENT CARE-GREEN HILLS		9			9
PALM BAY URGENT CARE PL		1	8	89%	9
CVS RI1717POCT 1 CVS DR			9	100%	9
MINUTECLINIC #2860		6	3	33%	9
STPET		7	2	22%	9
RIVERVIEW REGIONAL MEDICAL CENTER		7	2	22%	9
PATEL MEDICAL VENTURES		8	1	11%	9
MANATEE COUNTY CENTRAL JAIL		9			9
COLLIER BLVD HMA PHYSICIAN MANAGEMENT,, LLC			9	100%	9
REMISE OCCUPATIONAL HEALTH SOLUTIONS INC			9	100%	9
MEDEXPRESS URGENT CARE - BATTLE CREEK		6	3	33%	9
CVS MINUTE CLINIC DIAGNOSTIC OF KANSAS, PA		9			9
MEDEXPRESS URGENT CARE - FORT WORTH S		8	1	11%	9
ROSEMONT GARDENS INC		9			9
CVS NJ617POCT CEDAR GROVE		8	1	11%	9
WINDSOR OF SAN PABLO, THE		6	3	33%	9
MINUTE CLINIC LLC #1448		8	1	11%	9
UHEALTH UNIVERSITY OF MIAMI			9	100%	9
CHILDREN'S HEALTH CENTER INC.		7	2	22%	9
BRENNITY AT VERO BEACH, THE			9	100%	9
UCARE			9	100%	9
ALLIANCE HEALTH AND REHABILITATION CENTER		9			9
ST JOSEPHS HOSP OF ATLANTA/CLINIC LAB		8	1	11%	9
CENTRAL JERSEY URGENT CARE		8	1	11%	9
MICHIGAN DEPARTMENT OF COMMUNITY HEALTH		1	8	89%	9
SOUTH FLORIDA ENT ASSOCIATES, INC			9	100%	9
FLORIDA CENTER FOR DERMATOLOGY LABORATORY			9	100%	9
CITYMD		1	8	89%	9
HARMONIOUS HOME HEALTH, LLC		9			9
MEDEXPRESS ELKINS		9			9
CVS PHARMACY NO 274		9			9
CVS GA3766POCT DACULA		7	2	22%	9
ENCOMPASS HOME HEALTH OF THE SOUTHEAST LLC		9			9
ROSECASTLE			9	100%	9
Consulate Health Care of Brandon		7	2	22%	9
VETERANS AFFAIRS MEDICAL CENTER - OUTPATIENT			9	100%	9
BAYFRONT HEALTH ST PETERSBURG		8	1	11%	9
Atlanta VAMC		6	3	33%	9
CVS DC1340POCT WASHINGTON		9			9
PALMS WEST HOSPITAL			9	100%	9
NITIN BAWA PROFESSIONAL ASSOCIATES			9	100%	9

COVID-19: testing by laboratory

Data through Apr 15, 2021 verified as of Apr 16, 2021 at 09:25 AM

Data in this report are provisional and subject to change.

The numbers in the table below represent the number of Florida and non-Florida residents for whom test results were received by the Department of Health. A person can be tested by more than one laboratory and can have both positive and negative results. **Therefore, the sum of the numbers in each column will be larger than the total number of people tested.**

Reporting lab	Inconclusive	Negative	Positive	Percent positive	Total
FLORIDA MENTOR		7	2	22%	9
RELIANCE MEDICAL CENTER		5	4	44%	9
MINUTECLINIC DIAGNOSTIC OF TN PC #242		6	3	33%	9
CARESOUTH HHA HOLDINGS OF THE BAY AREA LLC		9			9
CVS TX10016POCT PRINCETON		9			9
MINUTE CLINIC LLC #0169		7	2	22%	9
SOMA MEDICAL CENTER MD PA #7 PEDIATRICS			9	100%	9
ST VINCENT'S CHILTON		7	2	22%	9
MIDMICHIGAN MEDICAL CENTER			9	100%	9
OUR HOME AT BEACON HILL			9	100%	9
NIGHT LITE PEDIATRICS CENTER		1	8	89%	9
INSPIRED LIVING AT PALM BAY		7	2	22%	9
ETHOS LABORATORIES		7	2	22%	9
SELECT PHYSICIANS ALLIANCE		9			9
TRANSPLANT GENOMICS INC (EUROFINS)		9			9
MEDEXPRESS URGENT CARE - SWANSEA, N ILLINOIS ST		8	1	11%	9
ACCESS CARE MEDICAL GROUP LLC		2	7	78%	9
BUENA VIDA ESTATES			9	100%	9
MOBILE RESPONSE DIAGNOSTICS LLC		8	1	11%	9
HEALTH AND WELLNESS CENTER		1	8	89%	9
CORE OCCUPATIONAL RESOURCES, LLC		5	4	44%	9
MEDICANA NURSING AND REHAB CENTER			9	100%	9
WINTER PARK INTERNAL MEDICINE MD PA		7	2	22%	9
CVS MINUTE CLINIC DIAGNOSTIC MED GRP OF SAN		7	2	22%	9
WATERFORD AT CREEKSIDE, THE			9	100%	9
KINDRED_AIMS		9			9
CARENOW URGENT CARE-MT JULIET		8	1	11%	9
PRECISION GENETICS			9	100%	9
EXPRESS TEST			9	100%	9
MINUTECLINIC DIAGNOSTIC MED GRP OF CA		8	1	11%	9
THOMAS JEFFERSON UNIVERSITY HOSPITAL		4	5	56%	9
JACKSON CLINIC PA,THE		4	4	50%	8
MINUTECLINIC, LLC #03268		7	1	13%	8
The Grand at Rome Nursing and Rehabilitation		8			8
Florida Clinical Laboratory		1	7	88%	8
MINUTECLINIC MINUTECLINIC #4977		4	4	50%	8
BLOOMING GARDENS OF CARE INC		8			8
ALACHUA COUNTY HEALTH DEPARTMENT		1	7	88%	8
ST CHARLES HOSPITAL LABORATORY		8			8
WELLIGENT		1	7	88%	8
MINUTECLINIC DIAGNOSTIC OF SC, LLC #7		6	2	25%	8
CVS GA2841POCT LAWRENCEVILLE		8			8
MEDEXPRESS URGENT CARE - MIDLOTHIAN		7	1	13%	8
MINUTECLINIC DIAGNOSTIC OF OHIO #7790		6	2	25%	8
SARAH LAWRENCE COLLEGE HEALTH SERVICES		8			8
SYNEXUS CLINICAL RESEARCH US INC		2	6	75%	8

COVID-19: testing by laboratory

Data through Apr 15, 2021 verified as of Apr 16, 2021 at 09:25 AM

Data in this report are provisional and subject to change.

The numbers in the table below represent the number of Florida and non-Florida residents for whom test results were received by the Department of Health. A person can be tested by more than one laboratory and can have both positive and negative results. **Therefore, the sum of the numbers in each column will be larger than the total number of people tested.**

Reporting lab	Inconclusive	Negative	Positive	Percent positive	Total
BAPTIST OUTPATIENT			8	100%	8
CAPRONA GROUP HOME		2	6	75%	8
MINUTECLINIC, LLC #05038		8			8
ELLIS HOSPITAL LABORATORY		7	1	13%	8
CHAPTERS HEALTH HOSPICE		8			8
MINUTE CLINIC #8979		7	1	13%	8
ROBERT WOOD JOHNSON HOSPITAL		7	1	13%	8
CONSULATE HEALTH CARE		7	1	13%	8
VENICE REGIONAL MEDICAL CENTER			8	100%	8
CIGNA ONSITE HEALTH LLC		2	6	75%	8
ACM MEDICAL LABORATORY ALLIANCE		6	2	25%	8
SURGOINSVILLE PHARMACY		8			8
UNIVERSITY OF WASHINGTON MEDICAL CENTER			8	100%	8
MINUTE CLINIC DIAGNOSTIC OF VIRGINIA, LLC #1905		8			8
MEDEXPRESS URGENT CARE-PASADENA		8			8
GOLISANO CHILDREN'S HOSPITAL OF SOUTHWEST FLORIDA		6	2	25%	8
HEALTHMARK REGIONAL HOSPITAL LAB		4	4	50%	8
WALGREENS #04176		5	3	38%	8
CVS NC3319POCT CHARLOTTE		6	2	25%	8
JUPITER CLINIC			8	100%	8
CHIEFLAND MEDICAL CENTER LLC			8	100%	8
CARE ATC - CITY OF BOYNTON BEACH	1	2	5	63%	8
PBC FOUND CARE INC			8	100%	8
DIAGNOSTIC CLINIC		7	1	13%	8
CAREPOINT CLINIC		5	3	38%	8
FRESENIUS KIDNEY CARE DUNEDIN			8	100%	8
MINUTE CLINIC DIAG OF IND LLC #8674		8			8
HUNTINGTON VILLAGE URGENT CARE		8			8
MINUTECLINIC LLC #4449		7	1	13%	8
WHITE SANDS OUTPATIENT SERVICES (WSOP SERVICES LLC		8			8
FLORIDA KEYS CONCIERGE MEDICINE, LLC		6	2	25%	8
SLOPESIDE LABS AND TESTING, LLC - THE HIDEOUT AT BUTTERMILK MOUNTAIN		8			8
SUPREME LABORATORY			8	100%	8
CHIEFLAND MEDICAL CENTER		1	7	88%	8
FHPG_EXP CARE W HILLSBOROUGH			8	100%	8
ATLANTIC CONSOLIDATED LABORATORY		8			8
MEDEXPRESS URGENT CARE - RICHMOND, NINE MILE RD		7	1	13%	8
CVS TX7827POCT ROUND ROCK		8			8
INTERNAL MEDICINE AND AESTHETICS OF NAPLES LLC		8			8
PUTNAM COUNTY EMERGENCY RESCUE SERVICE		5	3	38%	8
JOHN T MATHER MEMORIAL HOSPITAL LABORATORY		7	1	13%	8
NEOGENOMICS LABORATORIES, INC		8			8
URGENT CARE OF LONGWOOD		1	7	88%	8
CVS MD1881POCT DUNKIRK		8			8
MAGNOLIA PEDIATRICS GROUP LLC			8	100%	8
MID-HUDSON VALLEY DIVISION OF WESTCHESTER MEDICAL		8			8

COVID-19: testing by laboratory

Data through Apr 15, 2021 verified as of Apr 16, 2021 at 09:25 AM

Data in this report are provisional and subject to change.

The numbers in the table below represent the number of Florida and non-Florida residents for whom test results were received by the Department of Health. A person can be tested by more than one laboratory and can have both positive and negative results. **Therefore, the sum of the numbers in each column will be larger than the total number of people tested.**

Reporting lab	Inconclusive	Negative	Positive	Percent positive	Total
MODMD LABORATORY		8			8
HEALTHPARK MEDICAL CTR NURSING SVC		8			8
CVS MD4371POCT OCEAN CITY		8			8
CVS M08556POCT KANSAS CITY		7	1	13%	8
MEDEXPRESS URGENT CARE - CULPEPER		8			8
CVS OH3476POCT TIPP CITY		7	1	13%	8
ADVANCED RESEARCH FOR HEALTH IMPROVEMENT		6	2	25%	8
HOLY NAME MEDICAL CENTER	1	6	1	13%	8
LAKE PEDIATRICS			8	100%	8
CVS OH2543POCT CANFIELD		5	3	38%	8
HEALTHY MINORS PEDIATRIC URGENT CARE		7	1	13%	8
LOVELACE MEDICAL CENTER		8			8
ALL CHILDREN'S HOSPITAL		1	7	88%	8
PALM BEACH COUNTY HEALTH DEPARTMENT LABORATORY			8	100%	8
MEDEXPRESS URGENT CARE - YORK		5	3	38%	8
ALBANY MEDICAL CENTER		7	1	13%	8
CVS OH3301POCT WOODMERE		8			8
GOLDMAN SACHS HEALTH CENTER	1	7			8
MED & CO INVESTMENT LLC		7	1	13%	8
BEECHTREE MOLECULAR LAB LLC			8	100%	8
CAYUGA COUNTY HEALTH DEPARTMENT		7	1	13%	8
NORTH PINELLAS CHILDRENS MEDICAL CENTER INC			8	100%	8
MEDEXPRESS URGENT CARE - CLARKSBURG		7	1	13%	8
ORLANDO FAMILY PHYSICIANS			8	100%	8
DEPARTMENT OF HEALTH- CITRUS COUNTY		1	7	88%	8
MINUTECLINIC, LLC #09202		6	2	25%	8
APEX HOME HEALTH CARE		7	1	13%	8
FHCP-ORANGE CITY			8	100%	8
GENEUS DIAGNOSTICS			8	100%	8
LEMOYNE COLLEGE WELLNESS CENTER FOR		8			8
LAKE CONWAY URGENT CARE LLC		2	6	75%	8
CLEARWATER PEDIATRIC CARE		1	7	88%	8
NORTHDALE REHABILITATION CENTER			8	100%	8
MINUTECLINIC #788		7	1	13%	8
MEDEXPRESS URGENT CARE, BUTLER		5	3	38%	8
EP LTC PHARMACY		6	2	25%	8
FOUNTAINVIEW BY FIVE STAR QUALITY CARE		7	1	13%	8
MINUTECLINIC DIAGNOSTIC OF NEVADA #87		4	4	50%	8
VAIL VALLEY MEDICAL CENTER			8	100%	8
LAB UNKNOWN		6	2	25%	8
X-GENE MOLECULAR LABS		1	7	88%	8
TRUE HEALTH		5	3	38%	8
CVS MINUTE CLINIC DIAGNOSTIC OF NEW JERSEY		8			8
DR. PHILLIPS MEDICAL WELLNESS CENTER		4	4	50%	8
CVS NC7213POCT MATTHEWS		6	2	25%	8
INTERVENTIONAL REHABILITATION OF SOUTH FLORIDA			8	100%	8

COVID-19: testing by laboratory

Data through Apr 15, 2021 verified as of Apr 16, 2021 at 09:25 AM

Data in this report are provisional and subject to change.

The numbers in the table below represent the number of Florida and non-Florida residents for whom test results were received by the Department of Health. A person can be tested by more than one laboratory and can have both positive and negative results. **Therefore, the sum of the numbers in each column will be larger than the total number of people tested.**

Reporting lab	Inconclusive	Negative	Positive	Percent positive	Total
COMPREHENSIVE CLINICAL RESEARCH, LLC			8	100%	8
MINUTECLINIC LLC #5176		5	3	38%	8
PACIFICA SUNRISE☐			8	100%	8
CVS PA1074POCT KENNETT SQUARE		7	1	13%	8
THE WOLFF CENTER FOR CHILD & ADOLESCENT HEALTH			8	100%	8
NOVADX		2	6	75%	8
MARINA ISLE ASSISTED LIVING		8			8
LONG ISLAND JEWISH FOREST HILLS HOSPITAL		8			8
MINUTECLINIC DIAGNOSTIC OF NORTH CAROLINA PC #7054		5	3	38%	8
NORTHEAST ALABAMA REGIONAL MEDICAL CENTER		5	3	38%	8
MEDEXPRESS URGENT CARE - TARENTUM		6	2	25%	8
CVS NC5591POCT STATESVILLE		7	1	13%	8
SEA LEVEL LABS			8	100%	8
MEDERI CARETENDERS VS OF SE FL LLC DBA		7	1	13%	8
INTERNAL MEDICINE ASSOCIATES OF JACKSON HOSPITAL			8	100%	8
BIOTECH PHARMACEUTICAL GROUP LLC			8	100%	8
SOUTHEASTERN PEDIATRIC ASSOCIATES			8	100%	8
ORMOND BEACH CENTRA CARE			8	100%	8
URGENT TEAM - HUNTSVILLE		6	2	25%	8
DOH JACKSONVILLE CENTRAL LABORATORY		3	5	63%	8
ST CLOUD PHYSICIAN MANAGMENT LLC		7	1	13%	8
HEWLETT URGENT CARE, PLLC		8			8
DOCTOR'S IN HOUSE LAB			8	100%	8
DOCTOR'S IN-HOUSE LAB/COMMUNITY HEALTH CENTERS OF PINELLAS – CLEARWATE			8	100%	8
VERMONT DEPARTMENT OF HEALTH		1	7	88%	8
ALLEGRO - TAMPA	1	4	3	38%	8
OSWEGO HOSPITAL LABORATORY		7	1	13%	8
CVS TN7289POCT SIGNAL MOUNTAIN		8			8
FLORIDA HEART AND VASCULAR MULTISPECIALTY GROUP		8			8
MONROE URGENT CARE		7	1	13%	8
GO PATH LABORATORIES			8	100%	8
Nashville Central Laboratory		8			8
MONTEFIORE MEDICAL CENTER LABORATORIES - NORTH		8			8
SYLVESTER AT PLANTATION LABORATORY		7	1	13%	8
DEPT OF VA MEDICAL CENTER - RICHMOND		7	1	13%	8
DORAL URGENT CARE			8	100%	8
ALLINA HEALTH - ABBOTT NORTHWESTERN HOSPITAL		5	3	38%	8
ST. JOSEPH HOSPITAL AND HEALTH CARE INC.			8	100%	8
SARASOTA MEDICAL CENTER			8	100%	8
PARTNERS PHARMACY OF FLORIDA LLC		8			8
JX REF LAB			8	100%	8
QHG OF ENTERPRISE INC (DBA MEDICAL CTR		8			8
LIFE CARE CITRUS COUNTY			8	100%	8
MEDEXPRESS URGENT CARE - MT LEBANON		5	3	38%	8
BARTON PARKER OD PC		8			8
DOTHAN PEDIATRIC CLINIC			8	100%	8

COVID-19: testing by laboratory

Data through Apr 15, 2021 verified as of Apr 16, 2021 at 09:25 AM

Data in this report are provisional and subject to change.

The numbers in the table below represent the number of Florida and non-Florida residents for whom test results were received by the Department of Health. A person can be tested by more than one laboratory and can have both positive and negative results. **Therefore, the sum of the numbers in each column will be larger than the total number of people tested.**

Reporting lab	Inconclusive	Negative	Positive	Percent positive	Total
HARBORCHASE OF DR PHILLIPS		7	1	13%	8
GENE STREET LABORATORIES, LLC		6	2	25%	8
EXECUTIVE MEDICAL SERVICES		8			8
LEE MEMORIAL HEALTH SYSTEM D/B/A		6	2	25%	8
MINUTE CLINIC DIAGNOSTIC OF MICHIGAN PC		8			8
CVS MINUTE CLINIC DIAG OF IND LLC #5206		6	1	14%	7
FHPG_EXP CARE PALM HARBOR			7	100%	7
CARENOW URGENT CARE-SOUTHLAKE			7	100%	7
HELIX MEDICAL CENTERS		1	6	86%	7
SCHOOL OF PHARMACY AND PHARMACEUTICAL		7			7
CVS NV9841POCT RENO		4	3	43%	7
WOMENS CARE FLORIDA LLC		5	2	29%	7
WILDLIGHT LAB			7	100%	7
Parkside Villa		7			7
EL PARAISO HOME INC		7			7
KEYSTONE PLACE AT NAPLES PRESERVE		4	3	43%	7
YAZJI PEDIATRIC CARE LLC DBA TUKA PEDIATRICS			7	100%	7
TERRACINA LLC		1	6	86%	7
NORTHERN DUTCHESS HOSPITAL LABORATORY		5	2	29%	7
FLORIDA PREMIER MEDICAL CARE PA			7	100%	7
VICTORIAN MANOR		2	5	71%	7
MINUTECLINIC, LLC #03965		7			7
CVS IL8747POCT CHICAGO		7			7
FLORIDA HOSPITAL APOPKA		6	1	14%	7
CVS PA813POCT RICHBORO		7			7
MEDEXPRESS URGENT CARE - BLUEFIELD		6	1	14%	7
MINUTECLINIC DIAGNOSTIC OF VIRGINIA, LLC #1656		7			7
NYU WINTHROP HOSPITAL PATHOLOGY		7			7
COMPASSION PEDIATRICS		3	4	57%	7
CLAY PRIMARY & FAMILY CARE LLC			7	100%	7
CVS NC2313POCT RALEIGH		6	1	14%	7
FLORIDA CANCER SPECIALISTS & RESEARCH INSTITUTE		6	1	14%	7
WATAUGA MEDICAL CENTER		4	3	43%	7
MEDEXPRESS URGENT CARE-DUBOIS		7			7
AVON PARK PEDIATRICS			7	100%	7
CVS MA594POCT FALMOUTH		6	1	14%	7
FAMILY MEDICINE MEDICAL DRIVE		7			7
GLEN FALLS HOSPITAL DEPARTMENT OF PATHOLOGY		6	1	14%	7
MEDEXPRESS URGENT CARE - GLENDALE		7			7
PANCARE HEALTH - HOSFORD SCHOOL			7	100%	7
MINUTECLINIC DIAGNOSTIC OF OHIO #4401		7			7
EASTERN FLORIDA STATE COLLEGE - PALM BAY CAMPUS			7	100%	7
NOVANT HEALTH INPATIENT CARE		2	5	71%	7
Baptist Village Retirement Communities		7			7
BOCA BIOLISTICS LLC			7	100%	7
CVS OH3458POCT BEAVERCREEK		7			7

COVID-19: testing by laboratory

Data through Apr 15, 2021 verified as of Apr 16, 2021 at 09:25 AM

Data in this report are provisional and subject to change.

The numbers in the table below represent the number of Florida and non-Florida residents for whom test results were received by the Department of Health. A person can be tested by more than one laboratory and can have both positive and negative results. **Therefore, the sum of the numbers in each column will be larger than the total number of people tested.**

Reporting lab	Inconclusive	Negative	Positive	Percent positive	Total
SOUTH COM HEALTH CLINIC, DEPT. OF THE ARMY		7			7
MEDEXPRESS URGENT CARE - HOT SPRINGS		7			7
CVS SC2736POCT MURRELLS INLET		6	1	14%	7
MEDEXPRESS URGENT CARE - HOLLINS		7			7
MINUTE CLINIC DIAGNOSTIC OF PENNSYLVANIA		7			7
NORTH FLORIDA MEDICAL CENTERS INC		1	6	86%	7
MOULTRIE CREEK NURSING AND REHAB			7	100%	7
MANATEE PEDIATRICS			7	100%	7
MEDEXPRESS URGENT CARE-PETERS TWP		6	1	14%	7
Thermopolis Rehabilitation Wellness		7			7
FRESENIUS KIDNEY CARE FORT WALTON BEACH			7	100%	7
MEDEXPRESS URGENT CARE PORT HURON		6	1	14%	7
LIZS ADULT CARE		7			7
BAYSIDE URGENT CARE CENTER INC			7	100%	7
FLORIDA SCHOOL FOR THE DEAF AND THE BLIND			7	100%	7
CVS SC2250POCT COLUMBIA		7			7
SUPERIOR RESIDENCES AT CALA HILLS		7			7
CARESOUTH HHA HOLDINGS OF TALLAHASSEE LLC		7			7
CVS TX4397POCT CYPRESS		7			7
SOUTHEAST GEORGIA HEALTH SYSTEM, INC D		7			7
NELSON BIOLOGICAL			7	100%	7
LEPE'S HOUSE			7	100%	7
KANSAS DEPARTMENT OF HEALTH		2	5	71%	7
WALGREENS #06416		7			7
PEDIATRICS URGENT CARE, LLC			7	100%	7
GULF COAST PEDIATRICS OF SARASOTA PA		1	6	86%	7
OHIO DEPARTMENT OF HEALTH			7	100%	7
CVS NC7057POCT SHELBY		5	2	29%	7
QUE		4	3	43%	7
MINUTECLINIC MINUTECLINIC #8505		5	2	29%	7
EAST GEORGIA REGIONAL MEDICAL CENTER		6	1	14%	7
TRUE HEALTH DIAGNOSTICS		1	6	86%	7
BIRMINGHAM VAMC		3	4	57%	7
LYNMOORE,THE		7			7
WEXFORD HEALTH SOURCES INC		7			7
CUMBERLAND HEIGHTS		7			7
ABBAY MANOR RETIREMENT RESIDENCE INC		7			7
LEVY COUNTY SHERRIF'S DEPT			7	100%	7
MIAMI BEACH COMMUNITY HEALTH CENTER INC			7	100%	7
TRIDENT BIOMETRICS		6	1	14%	7
OCALA FAMILY MEDICAL CENTER		7			7
EXPICARE NURSING AGENCY, INC		5	2	29%	7
TESTD			7	100%	7
PALM GARDEN OF SUN CITY			7	100%	7
DASCENA LABORATORY			7	100%	7
CARENOW URGENT CARE-MADISON		7			7

COVID-19: testing by laboratory

Data through Apr 15, 2021 verified as of Apr 16, 2021 at 09:25 AM

Data in this report are provisional and subject to change.

The numbers in the table below represent the number of Florida and non-Florida residents for whom test results were received by the Department of Health. A person can be tested by more than one laboratory and can have both positive and negative results. **Therefore, the sum of the numbers in each column will be larger than the total number of people tested.**

Reporting lab	Inconclusive	Negative	Positive	Percent positive	Total
NEMOURS CHILDREN'S HOSPITAL			7	100%	7
FHMG_FM AND IM AVALON PARK		2	5	71%	7
COMMUNITY CARE CENTER□		7			7
PENN MEDICINE PRINCETON MEDICAL CENTER		6	1	14%	7
GAINESVILLE PEDIATRIC ASSOCIATES		1	6	86%	7
LISTENING DOCTOR PLLC, THE		1	6	86%	7
ST CHARLES BEND LABORATORY		6	1	14%	7
Rutgers Health Rwj University Hospital - Laboratory		4	3	43%	7
COMPLETE FAMILY CARE, LLC/UNIVERSITY OF SAINT MARY		7			7
FLORIDA HOSPITAL KISSIMMEE		4	3	43%	7
ECLRS		2	5	71%	7
CVS HEALTH, #1994		5	2	29%	7
BALTIMORE CITY HEALTH DEPT COMMUNICABLE DISEASES AND EPIDEMIOLOGY			7	100%	7
NASSAU UNIVERSITY MEDICAL CENTER DEPT		6	1	14%	7
GMR EVENT SERVICES LLC DBA CROWDRX		7			7
MEDEXPRESS URGENT CARE - WILLIAMSPORT		6	1	14%	7
DELAWARE DEPARTMENT OF HEATH		6	1	14%	7
IAN C BOYKIN MD		4	3	43%	7
CVS GA7064POCT STOCKBRIDGE		7			7
NHC HealthCare Anniston		7			7
ST. LUCIE COUNTY HEALTH DEPARTMENT		5	2	29%	7
HOLY GARDEN ALF, INC.		7			7
GRACE REHABILITATION CENTER OF VERO BEACH		4	3	43%	7
CVS NM8918POCT ALBUQUERQUE		7			7
BROOKDALE LAKE ORIENTA			7	100%	7
MERCY HEALTH—MUSKEGON		6	1	14%	7
OPTUM PRIMARY CARE - FOUNTAIN OAKS		3	4	57%	7
PRIMARY CARE SPECIALISTS OF ORLANDO		7			7
CVS PHARMACY #8800		5	2	29%	7
MEDEXPRESS URGENT CARE - STATE COLLEGE		5	2	29%	7
RIVER OAKS TREATMENT CENTER			7	100%	7
BRADENTON PHYSICIANS MEDICAL CENTER			7	100%	7
AHMG LAKE NONA PRIMARY CARE		7			7
MAXHEALTH		5	2	29%	7
LONGWOOD FAMILY MEDICINE		1	6	86%	7
ADVENT HEALTH APOPKA		3	4	57%	7
WEST DADE PEDIATRICS			7	100%	7
CVS MA6505POCT NEWTON		7			7
Lenox on the Lake			7	100%	7
Robert Wood Johnson University Hospital		5	2	29%	7
PANCARE HEALTH - KATE SMITH ELEMENTARY		1	6	86%	7
JUPITER ISLAND PUBLIC SAFETY		5	2	29%	7
PROVIDENCE LABORATORY SERVICES		7			7
CVS MD2956POCT NEW MARKET		6	1	14%	7
CVS GA2236POCT WOODSTOCK		7			7
DOCTOR'S IN-HOUSE LAB/COMMUNITY HEALTH CENTERS OF PINELLAS -PINELLAS P			7	100%	7

COVID-19: testing by laboratory

Data through Apr 15, 2021 verified as of Apr 16, 2021 at 09:25 AM

Data in this report are provisional and subject to change.

The numbers in the table below represent the number of Florida and non-Florida residents for whom test results were received by the Department of Health. A person can be tested by more than one laboratory and can have both positive and negative results. **Therefore, the sum of the numbers in each column will be larger than the total number of people tested.**

Reporting lab	Inconclusive	Negative	Positive	Percent positive	Total
CVS PA2582POCT SPRINGFIELD		5	2	29%	7
LEE COUNTY HEALTH DEPARTMENT		4	3	43%	7
HEALTH CARE LABORATORY SERVICES		1	6	86%	7
MEDEXPRESS URGENT CARE - STAUNTON		3	4	57%	7
DIAGNOSTIC & MEDICAL SPECIALISTS OF GREENWICH		5	2	29%	7
HERNANDO PASCO HOSPICE INC		6	1	14%	7
LAWTON CHILES HEALTH CENTER		1	6	86%	7
WYOMING COUNTY COMMUNITY HOSPITAL LABORATORY		7			7
BREVARD FAMILY WALK IN CLINIC			7	100%	7
DOTHAN WEST FAMILY MEDICINE		5	2	29%	7
Ocoee Health Care Center		7			7
MINUTECLINIC DIAGNOSTIC OF RHODE ISLAN		7			7
MINUTECLINIC LLC # 3401		7			7
MINUTECLINIC, LLC #1796		6	1	14%	7
ENTRUST IMMEDIATE CARE			7	100%	7
MINUTECLINIC DIAGNOSTIC OF KANSAS PA		7			7
PERSONAL PHYSICIAN CARE PA			7	100%	7
LAKE CITY CORRECTIONAL FACILITY			7	100%	7
OWL NOW URGENT CARE			7	100%	7
MEDEXPRESS URGENT CARE, JOHNSTOWN		6	1	14%	7
CVS GA2147POCT KENNESAW		5	2	29%	7
OCALA REGIONAL KIDNEY CENTER EAST		2	5	71%	7
PENINSULA CARE AND REHABILITATION CENTER			7	100%	7
MEDEXPRESS URGENT CARE MORGANTOWN		7			7
FIRST PHYSICIANS GROUP - LORRAINE CORNERS		7			7
MC DIAGNOSTIC OF CONNECTICUT, PC #114		7			7
KENDALL REGIONAL MEDICAL CNTR			7	100%	7
COMMUNITY MEDICAL AND DENTAL CARE INC		7			7
CRESTWOOD MEDICAL CENTER		5	2	29%	7
CVS OH3080POCT HUBER HEIGHTS		6	1	14%	7
CVS PA4077POCT BELLE VERNON		7			7
DOCTORS CLINICAL LABORATORY, INC		5	2	29%	7
FLORIDA DIGESTIVE AND LIVER SPECIALIST		7			7
MINUTE-CLINIC DIAGNOSTIC OF VIRGINIA, LLC #794		6	1	14%	7
IRL MARKET LAB			7	100%	7
GENTRY PARK ORLANDO ASSISTED LIVING		6	1	14%	7
MINUTE-CLINIC DIAGNOSTIC OF VIRGINIA,		7			7
GALLUP INDIAN MEDICAL CENTER		7			7
MINUTECLINIC DIAG OF IND LLC #6998		6	1	14%	7
CVS NJ836POCT RUNNEMEDE		7			7
PEDIATRICS OF CENTRAL FLORIDA		5	2	29%	7
EMBRY-RIDDLE AERONAUTICAL UNIVERSITY HEALTH			7	100%	7
CVS NY549POCT RIDGEWOOD		4	3	43%	7
HEARTLAND PEDIATRICS OF LAKE PLACID			7	100%	7
MEDEXPRESS URGENT CARE-NESHANNOCK TWP		6	1	14%	7
MINUTECLINIC DIAG OF IND LLC #8651		6	1	14%	7

COVID-19: testing by laboratory

Data through Apr 15, 2021 verified as of Apr 16, 2021 at 09:25 AM

Data in this report are provisional and subject to change.

The numbers in the table below represent the number of Florida and non-Florida residents for whom test results were received by the Department of Health. A person can be tested by more than one laboratory and can have both positive and negative results. **Therefore, the sum of the numbers in each column will be larger than the total number of people tested.**

Reporting lab	Inconclusive	Negative	Positive	Percent positive	Total
GRACE WELLNESS CENTER LLC		6	1	14%	7
LOUISIANA DEPT OF HEALTH			7	100%	7
DALLAS COUNTY HEALTH AND HUMAN SERVICES			7	100%	7
CENTREX CLINICAL LABS INC		6			6
ARLINGTON OF NAPLES		6			6
MCR HEALTH LAWTON CHILES ADMINISTRATION STE A		1	5	83%	6
UNILAB		2	4	67%	6
DISCOVERY VILLAGE AT DEERWOOD			6	100%	6
COVID RAPID LABS		1	5	83%	6
FAMILY TREE PRIMARY CARE		5	1	17%	6
WG WINDSOR WOODS SH LLC		6			6
FLORIDA MEDICAL SPECIALISTS		2	4	67%	6
XPRESS URGENT CARE LLC		6			6
MEDEXPRESS URGENT CARE SHADYSIDE		5	1	17%	6
ORLANDO HEALTH PHYSICIAN GROUP			6	100%	6
Oakwood - North Baldwins Center for Living		6			6
SOUTHEASTERN DERMATOLOGY GROUP PA		5	1	17%	6
MARSHALL MEDICAL CENTER SOUTH LAB		5	1	17%	6
CONCENTRA			6	100%	6
MEDICAL CENTER AT OCEAN REEF		1	5	83%	6
WIREGRASS MEDICAL CENTER			6	100%	6
FLORIDA DEPARTMENT OF HEALTH IN MIAMI DADE COUNTY		5	1	17%	6
THE CLINIC PREMISE HEALTH			6	100%	6
MEDEXPRESS URGENT CARE - WEIRTON		6			6
FLORIDA DEPARTMENT OF HEALTH IN SARASOTA COUNTY		5	1	17%	6
MILLER COUNTY HOSPITAL		6			6
CVS PA1296POCT DREXEL HILL		4	2	33%	6
ENIGMA DIAGNOSTIC, INC.			6	100%	6
JOSEF SCHENKER, MD, PC		6			6
PANCARE HEALTH - ALTHA PUBLIC			6	100%	6
CITIZENS BAPTIST MEDICAL CENTERS LAB		5	1	17%	6
MINUTECLINIC MINUTECLINIC #921		6			6
FIRST COAST CARDIOVASCULAR INSTITUTE PA			6	100%	6
MINUTECLINIC DIAGNOSTIC OF OHIO #2964		6			6
TIMBER CREEK PEDIATRICS		6			6
CVS SC5479POCT INDIAN LAND		6			6
PAUL GRECO MD CONCIERGE MEDICAL SERVICES PL		6			6
CHILDREN'S HOSPITAL OF PHILADELPHIA		5	1	17%	6
CVS SC5550POCT CLOVER		5	1	17%	6
BOONE DRUG & HEALTHCARE AT DEERFIELD			6	100%	6
CULVER-STOCKTON COLLEGE		6			6
CVS NATIONAL HARBOR MD2297714CV		6			6
MINUTECLINIC DIAGNOSTICS OF IND LLC		3	3	50%	6
OVIEDO CHILDRENS HEALTH CENTER LLC		1	5	83%	6
BAYSHORE POINTE NURSING AND REHAB CENTER			6	100%	6
ALL4KIDZ PEDIATRICS LLC		3	3	50%	6

COVID-19: testing by laboratory

Data through Apr 15, 2021 verified as of Apr 16, 2021 at 09:25 AM

Data in this report are provisional and subject to change.

The numbers in the table below represent the number of Florida and non-Florida residents for whom test results were received by the Department of Health. A person can be tested by more than one laboratory and can have both positive and negative results. **Therefore, the sum of the numbers in each column will be larger than the total number of people tested.**

Reporting lab	Inconclusive	Negative	Positive	Percent positive	Total
FAMILY CARE MEDICAL CENTER			6	100%	6
MY WELLNESS EXPRESS			6	100%	6
Madison Health & Rehabilitation		6			6
ADVANCED URGENT CARE OF MARATHON		1	5	83%	6
CVS TN4624POCT KNOXVILLE		5	1	17%	6
CVS PA5241POCT CHALFONT		6			6
CVS NJ2815POCT E BRUNSWICK		4	2	33%	6
INDIANA STATE DEPARTMENT OF HEALTH LABORATORIES			6	100%	6
MEDEXPRESS - NEWARK		6			6
MARCO ISLAND MEDICAL CENTER			6	100%	6
MAINE DEPARTMENT OF HEALTH AND HUMAN SERVICES			6	100%	6
Northwell Lab		2	4	67%	6
SANTOS REHABILITATION CENTER INC			6	100%	6
ALL CHILDREN'S HOSPITAL DEPT OF GENERAL PEDIATRICS			6	100%	6
ADVENT HEALTH - TUSKAWILLA		4	2	33%	6
MEDEXPRESS URGENT CARE - PRINCETON		5	1	17%	6
JERSEY SHORE MEDICAL CENTER		6			6
BETH ISRAEL DEACONESS MEDICAL CENTER			6	100%	6
PENN NURSING CENTER		6			6
MIAMI RESCUE MISSION CLINIC INC			6	100%	6
PRESBYTERIAN HOME		6			6
GENTLE MEDICINE ASSOCIATES / DR. REGINE BATAILLE		6			6
TAMIAMI LAB MILLENIUM			6	100%	6
MINUTECLINIC DIAGNOSTIC OF VIRGINIA, LLC		6			6
PRINCETON BMC LABORATORY		6			6
REDMED OF CROSSTOWN		3	3	50%	6
MEDEXPRESS URGENT CARE-PITTSFIELD		6			6
CDRX INFUSION			6	100%	6
PALMETTO HEALTH ALLIANCE		3	3	50%	6
BETHESDA COMMUNITY HEALTH CENTER			6	100%	6
TERENCE B MITCHELL MD, INC		2	4	67%	6
CVS TX1104POCT ALLEN		6			6
MINUTECLINIC DIAGNOSTIC OF SC, LLC #4		6			6
BENEVA LAKES HEALTHCARE & REHAB CENTER			6	100%	6
THE WINDSOR OF OCALA		2	4	67%	6
URGENT CARE HOUSECALLS PA		5	1	17%	6
LEWIS COUNTY MANOR		6			6
FLORIDA HEALTHCARE OF ORLANDO		1	5	83%	6
IVY ROSEN MD PLLC		6			6
MINUTECLINIC DIAG OF IND LLC #1138		5	1	17%	6
FLORIDA WOMAN CARE LABORATORY			6	100%	6
UT SOUTHWESTERN MEDICAL CENTER			6	100%	6
ELITE MD GROUP INC		2	4	67%	6
WAKEMED		1	5	83%	6
CVS OH6123POCT CINCINNATI		4	2	33%	6
AARK LABORATORY		6			6

COVID-19: testing by laboratory

Data through Apr 15, 2021 verified as of Apr 16, 2021 at 09:25 AM

Data in this report are provisional and subject to change.

The numbers in the table below represent the number of Florida and non-Florida residents for whom test results were received by the Department of Health. A person can be tested by more than one laboratory and can have both positive and negative results. **Therefore, the sum of the numbers in each column will be larger than the total number of people tested.**

Reporting lab	Inconclusive	Negative	Positive	Percent positive	Total
RIVER CITY PRIMARY AND URGENT CARE			6	100%	6
AMERICAN EAGLE LEESBURG AL LLC DBA VISTA LAKE			6	100%	6
CALIFORNIA DEPARTMENT OF PUBLIC HEALTH		1	5	83%	6
AMERICAN MEDICAL RESPONSE - DENVER		3	3	50%	6
NU WAVE MEDICAL CENTER			6	100%	6
CVS TX2263POCT SAN ANTONIO		6			6
CVS MA957POCT WEST SPRINGFIELD		6			6
QUICK CARE MED WALK IN AND URGENT CARE			6	100%	6
PR HEALTH		1	5	83%	6
PALM HARBOR DERMATOLOGY		4	2	33%	6
CLINICAL CARE ASSOCIATES			6	100%	6
RURAL HEALTH CARE INC			6	100%	6
CVS KY4779POCT LOUISVILLE		4	2	33%	6
MEDEXPRESS - WILMINGTON CONCORD PIKE		5	1	17%	6
GENESIS FAMILY PRACTICE		3	3	50%	6
CVS IN3975POCT JEFFERSONVILLE		3	3	50%	6
CAMELLIA AT DEERWOOD		2	4	67%	6
BNR PHARMACY INC		6			6
CVS NC5532POCT SUMMERFIELD		6			6
MINUTECLINIC LLC #5041		2	4	67%	6
LPG COCONUT POINT - FAMILY/ INTERNAL MEDICINE		6			6
SUNSHINE STATE DIALYSIS			6	100%	6
MEDEXPRESS URGENT CARE - MBURG COMMONS		5	1	17%	6
Hiawatha Care Center		6			6
CENTRAL FLORIDA PRIMARY CARE			6	100%	6
CURATIVE CARE CENTER INC		1	5	83%	6
BOCA VIPEDIATRICS			6	100%	6
MINUTECLINIC #2797		6			6
DANIEL M LIBBY MD PLLC		6			6
COMPASSION PEDIATRIC URGENT CARE LLC		2	4	67%	6
PROHEALTH MED		1	5	83%	6
CVS MINUTE CLINIC DIAGNOSTIC OF TEXAS		5	1	17%	6
STATEN ISLAND CHAI CARE		5	1	17%	6
URGENT TEAM - NASHVILLE		5	1	17%	6
SAINT PETER'S UNIVERSITY HOSPITAL		6			6
MEDI PARTNERS OF S FLORIDA LLC		6			6
NEUROSCIENCE AND SPINE ASSOCIATES, PL		5	1	17%	6
CVS NV2928POCT LAS VEGAS		6			6
RAPID MEDLAB (004MO)		5	1	17%	6
FYZAMEDICAL, LLC		6			6
THE PALMS REHABILITATION AND HEALTHCARE CENTER		5	1	17%	6
SHEEPSHEAD BAY URGENT CARE		6			6
URGENT TEAM - MUSCLE SHOALS		6			6
TREASURE COAST INFECTIOUS DISEASE CONSULTANTS		3	3	50%	6
Kennedy University Hospital		5	1	17%	6
MINUTECLINIC DIAGNOSTIC OF TN PC #442		4	2	33%	6

COVID-19: testing by laboratory

Data through Apr 15, 2021 verified as of Apr 16, 2021 at 09:25 AM

Data in this report are provisional and subject to change.

The numbers in the table below represent the number of Florida and non-Florida residents for whom test results were received by the Department of Health. A person can be tested by more than one laboratory and can have both positive and negative results. **Therefore, the sum of the numbers in each column will be larger than the total number of people tested.**

Reporting lab	Inconclusive	Negative	Positive	Percent positive	Total
CVS CA9721POCT ARCADIA		6			6
GUTHRIE MEDICAL GROUP LABORATORIES		6			6
MERCY COLLEGE HEALTH OFFICE		6			6
COMPUNET CLINICAL LAB			6	100%	6
ATLANTIC COMMUNITY HIGH SCHOOL		5	1	17%	6
CVS PA1379POCT LANSDALE		5	1	17%	6
MEDEXPRESS URGENT CARE - ELM GROVE		5	1	17%	6
MINUTE CLINIC DIAGNOSTIC OF VIRGINIA, LLC #7543		6			6
FLEET LANDING			6	100%	6
MINUTECLINIC, LLC #1452		6			6
UNILAB OF DADE INC			6	100%	6
Centrastate Medical Center		5	1	17%	6
CVS TX8322POCT AUSTIN		6			6
MAXCARE CLINIC			6	100%	6
LRHS Southeastern University		4	2	33%	6
LEE COMMUNITY HEALTHCARE INC DUNBAR		6			6
NORTHSIDE GWINNETT HOSPITAL		5	1	17%	6
SV DIAGNOSTIC LAB			6	100%	6
TULLAHOMA HMA, LLC		5	1	17%	6
WELLSTAR ATLANTA MEDICAL CENTER LABORA		5	1	17%	6
MEDEXPRESS URGENT CARE - WAXAHACHIE, N HIGHWAY 77		4	2	33%	6
MEDEXPRESS URGENT CARE - HUNTINGTON WE		6			6
PHYSICIANS URGENT CARE BERRY FARMS		4	2	33%	6
HUNTERS CREEK PEDIATRICS		6			6
LUMADOC HEALTH		4	2	33%	6
HEARTLAND HOME HEALTH CARE		6			6
BROWARD TRANSITIONAL CENTER			6	100%	6
MEDEXPRESS URGENT CARE-HERSHEY		5	1	17%	6
SKR MEDICAL ADVISORS		6			6
Kroger 673 - The Little Clinic Dallas		5	1	17%	6
UT MEMPHIS UNIVERSITY HEALTH SERVICES			6	100%	6
New York Harbor Harbor HCS - Brooklyn Campus		6			6
ALLEGRO FLEMING ISLAND		1	5	83%	6
LAKEVIEW TERRACE HOME HEALTH SERVICES LLC			6	100%	6
AFC/DOCTORS EXPRESS NORTH BERGEN		4	2	33%	6
ADVENTHEALTH CELEBRATION EMPLOYEE CLINIC		6			6
MEDEXPRESS URGENT CARE - IRVING		6			6
TEXAS MEDCLINIC			6	100%	6
ANTHONY-BROWN PHARMACY		6			6
PLEASANTVILLE OF SEBASTIAN LLC			6	100%	6
BAYCARE ALLIANT HOSPITAL			6	100%	6
MD NOW MEDICAL CENTER			6	100%	6
BROOKDALE CLERMONT			6	100%	6
COVID TESTING LLC			6	100%	6
HELIX KH UC		1	5	83%	6
ADVENTHEALTH MEDICAL GROUP INTERNAL MEDICINE AT		2	4	67%	6

COVID-19: testing by laboratory

Data through Apr 15, 2021 verified as of Apr 16, 2021 at 09:25 AM

Data in this report are provisional and subject to change.

The numbers in the table below represent the number of Florida and non-Florida residents for whom test results were received by the Department of Health. A person can be tested by more than one laboratory and can have both positive and negative results. **Therefore, the sum of the numbers in each column will be larger than the total number of people tested.**

Reporting lab	Inconclusive	Negative	Positive	Percent positive	Total
NON-US			6	100%	6
ASCENSION ST VINCENT'S CLAY COUNTY			6	100%	6
AMERICAN HEALTH ASSOC. LABORATORY SOUTH		4	2	33%	6
PROGRESS PHARMACY INC		1	5	83%	6
PATHGROUP LABS, LLC		4	2	33%	6
VILLAGES HEALTH, THE		4	2	33%	6
ELITE MEDICAL CENTER		1	5	83%	6
MEDEXPRESS URGENT CARE - LEDGEWOOD		5	1	17%	6
CAPITAL HEALTH PLAN LABORATORIES			6	100%	6
PREMIER FAMILY HEALTH PA			6	100%	6
KAILOS GENETICS INC		4	2	33%	6
HOLLY HILL HOME INFUSION SERVICE		5	1	17%	6
CVS IN6713POCT BLOOMINGTON		6			6
CAREWELL 301 - WARWICK			6	100%	6
PHYSICIANS FOR CHILDREN			6	100%	6
MINUTECLINIC DIAGNOSTIC OF KENTUCKY		6			6
LOS ALAMOS NATIONAL LABORATORY		6			6
MINUTE CLINIC LLC #1909		6			6
DIXIE COUNTY EMERGENCY SERVICES			6	100%	6
MEDEXPRESS URGENT CARE-MUNCIE		6			6
FLORIDA DEPARTMENT OF HEALTH SEMINOLE COUNTY		1	5	83%	6
DEPARTMENT OF HEALTH AND HUMAN SERVICES STATE OF NEW HAMPSHIRE			6	100%	6
MOUNT SINAI BROOKLYN LABORATORY		5	1	17%	6
WELLSTAR WEST GEORGIA MEDICAL CENTER		6			6
NORTH FLORIDA PEDIATRICS JASPER			6	100%	6
MCKENZIE-WILLAMETTE MEDICAL CENTER LAB		6			6
SOUTHERN OCEAN MEDICAL CENTER		6			6
CVS MI8049POCT WATERFORD		5	1	17%	6
MANATEE MEMORIAL HOSPITAL CLINICAL LABORATORY			6	100%	6
SANITAS LAUDERDALE LAKES			6	100%	6
CVS IN6654POCT INDIANAPOLIS		5	1	17%	6
PUBLIC HEALTH LAB		6			6
Advanced Care Center			6	100%	6
BROWARD COUNTY HEALTH DEPT.			6	100%	6
VIERA PEDIATRICS		1	5	83%	6
MINUTECLINIC 7196		5	1	17%	6
SCOTTS PHARMACY		5	1	17%	6
CVS NC6402POCT DAVIDSON		4	2	33%	6
CAPE COD HOSPITAL			5	100%	5
PRECISION DIAGNOSTICS INC - NJ		5			5
RIVERVIEW ALF OPERATOR LLC			5	100%	5
CVS PA10034POCT PITTSBURGH		5			5
UF HEALTH PATHOLOGY LABORATORIES			5	100%	5
COOPER HOSPITAL/UNIVERSITY MEDICAL		5			5
SEASIDE MANOR			5	100%	5
HENDRY REGIONAL CONVENIENT CARE CENTER			5	100%	5

COVID-19: testing by laboratory

Data through Apr 15, 2021 verified as of Apr 16, 2021 at 09:25 AM

Data in this report are provisional and subject to change.

The numbers in the table below represent the number of Florida and non-Florida residents for whom test results were received by the Department of Health. A person can be tested by more than one laboratory and can have both positive and negative results. **Therefore, the sum of the numbers in each column will be larger than the total number of people tested.**

Reporting lab	Inconclusive	Negative	Positive	Percent positive	Total
THE UNIVERSITY OF VERMONT MEDICAL CENTER		4	1	20%	5
MEASE CONTINUING CARE		3	2	40%	5
UPMC HEALTH SYSTEM		4	1	20%	5
INSTANT MEDICAL CARE CENTER		4	1	20%	5
BEACH HOUSE		5			5
FAMILY TREE DNA			5	100%	5
CVS SC1540POCT MYRTLE BEACH		4	1	20%	5
FRESENIUS MEDICAL CARE			5	100%	5
BAPTIST HEALTH - TOWN CENTER			5	100%	5
MIAMI MEDICAL CONSULTANT PA			5	100%	5
PIEDMONT HENRY HOSPITAL, INC		5			5
PRINCIPLE HOSPICE SERVICE, LLC			5	100%	5
BLUETAIL MEDICAL GROUP, LLC		4	1	20%	5
Englewood Health Care Center		5			5
REHABILITATION CENTER AT JUPITER GARDENS		5			5
DIAGNOSTECHS		4	1	20%	5
ATLANTIC SURGERY CENTER OF JACKSONVILLE BEACH		5			5
QUALITY MEDICAL CARE			5	100%	5
URGENT MED INC		3	2	40%	5
MEDEXPRESS URGENT CARE - BECKLEY CROSS		4	1	20%	5
GEISINGER MEDICAL CENTER		2	3	60%	5
PHYSICIANS IMMEDIATE CARE ELGIN			5	100%	5
BROWARD MEDICAL AND URGENT CARE		5			5
SOUTH FLORIDA FAMILY HEALTH & RESEARCH CTR			5	100%	5
CVS TX5877POCT PEARLAND		5			5
EASTCHESTER PEDIATRIC MEDICAL GROUP		5			5
PM PEDIATRICS OF SELDEN		3	2	40%	5
CVS NH6596POCT HAMPTON		5			5
FLORIDA PRIMARY CARE AND SPORTS MEDICINE INC		2	3	60%	5
EAST BANK HOSPITAL - UNIVERSITY OF MINNESOTA MEDICAL CENTER			5	100%	5
CAREATC, INC.			5	100%	5
ENT AND ALLERGY ASSOCIATES OF FLORIDA, LLC			5	100%	5
CAREHERE LCS- EUSTIS			5	100%	5
CVS NV408817POCT LAS VEGAS		1	4	80%	5
CARENOW URGENT CARE - CENTRAL AUSTIN		1	4	80%	5
VEIL VALLEY MEDICAL CENTER			5	100%	5
DIAMOND SPEEDWAY DIALYSIS		1	4	80%	5
CVS OH2518POCT COLUMBUS		4	1	20%	5
CVS TX7288POCT DALLAS		5			5
CVS MA2172POCT NORTH GRAFTON		5			5
PRL NYC PANDEMIC RESPONSE LAB			5	100%	5
UNIVERSITY OF MIAMI / SCCC RESEARCH LABORATORY			5	100%	5
CVS IN8669POCT INDIANAPOLIS		4	1	20%	5
DAVISON HEALTH CENTER WESLEYAN UNIVERS		5			5
CYPRESS CREEK MEDICAL CENTER			5	100%	5
URGENT CARE OF ERWIN		5			5

COVID-19: testing by laboratory

Data through Apr 15, 2021 verified as of Apr 16, 2021 at 09:25 AM

Data in this report are provisional and subject to change.

The numbers in the table below represent the number of Florida and non-Florida residents for whom test results were received by the Department of Health. A person can be tested by more than one laboratory and can have both positive and negative results. **Therefore, the sum of the numbers in each column will be larger than the total number of people tested.**

Reporting lab	Inconclusive	Negative	Positive	Percent positive	Total
AUGUSTA HEALTH			5	100%	5
MEDEXPRESS URGENT CARE- COLUMBIA HEIGH		5			5
THE LITTLE CLINIC			5	100%	5
ELDER ALTERNATIVES INC		3	2	40%	5
UW MEDICINE VIROLOGY LAB			5	100%	5
APOLLO GARDENS RETIREMENT RESIDENCE CARE		5			5
GULF COAST VETERANS HCS PANAMA CITY OPC		5			5
SEACOAST PATHOLOGY PROFESSIONAL ASSOC		5			5
MEDEXPRESS - COLLINSVILLE BELT LINE		3	2	40%	5
RHEA MEDICAL CENTER		5			5
BOROPARK URGENT CARE		4	1	20%	5
MEDEXPRESS URGENT CARE MURRYSVILLE		3	2	40%	5
XRL SXF REF LAB		5			5
MEDEXPRESS URGENT CARE LAVALE		5			5
CENTRAL JERSEY URGENT CARE OF BROWN MI		5			5
BAYSHORE LABORATORY		4	1	20%	5
WATERTOWN URGENT CARE PLLC		5			5
SCIENCE CARE			5	100%	5
CVS NC2771POCT CLAYTON		4	1	20%	5
CVS MA1095POCT AMHERST		4	1	20%	5
NOVANT HEALTH UVA		2	3	60%	5
CLINICAL CARE INC			5	100%	5
WELLMED AT FORT PIERCE		3	2	40%	5
PM PEDIATRICS OF BAYSIDE PLLC		5			5
MINUTECLINIC DIAG OF IND, LLC #8645		5			5
MENORAH MANOR			5	100%	5
CVS ME329POCT PORTLAND		5			5
LEVY COUNTY DEPT. OF PUBLIC SAFETY		2	3	60%	5
MEDEXPRESS URGENT CARE PLEASANT HILLS		4	1	20%	5
CELEBRATION PEDIATRICS PA			5	100%	5
Army Residence Community		5			5
DOCS URGENT CARE		1	4	80%	5
CVS MINUTE CLINIC DIAGNOSTIC MED GRP OF CAL		5			5
ATLANTA PLUS URGENT CARE			5	100%	5
KEYSTONE REHABILITATION AND HEALTH CENTER		1	4	80%	5
MINUTECLINIC DIAG OF IND, LLC #6648		3	2	40%	5
MINUTECLINIC DIAGNOSTIC OF PENNSYLVANIA, LLD #1545		5			5
CELERION			5	100%	5
LEHIGH REGIONAL MEDICAL CENTER LABORATORY		3	2	40%	5
MD NOW MEDICAL CENTER INC			5	100%	5
NATURE COAST PRIMARY CARE LAB LLC		1	4	80%	5
LIFEPLUS HEALTHCARE GROUP INC		5			5
FRESENIUS KIDNEY CARE SOUTH ORLANDO			5	100%	5
NORTHWOOD UNIVERSITY-BENNETT SPORTS CENTER		5			5
PUTNAM HOSPITAL CENTER LABORATORY		5			5
MEDEXPRESS URGENT CARE - FREDERICK		5			5

COVID-19: testing by laboratory

Data through Apr 15, 2021 verified as of Apr 16, 2021 at 09:25 AM

Data in this report are provisional and subject to change.

The numbers in the table below represent the number of Florida and non-Florida residents for whom test results were received by the Department of Health. A person can be tested by more than one laboratory and can have both positive and negative results. **Therefore, the sum of the numbers in each column will be larger than the total number of people tested.**

Reporting lab	Inconclusive	Negative	Positive	Percent positive	Total
WOODHULL MEDICAL AND MENTAL HEALTH CTR		5			5
PIEDMONT HOSPITAL LAB			5	100%	5
QUEST DIAGNOSTICS PSC		1	4	80%	5
ARKANSAS DEPARTMENT OF HEALTH			5	100%	5
MEDEXPRESS URGENT CARE FOX CHAPEL		5			5
CVS MA1852POCT MEDWAY		5			5
TOXUSALABS DBA CONNECTDX LABS		4	1	20%	5
CVS SC4122POCT TAYLORS		5			5
SUTTER TRACY COMMUNITY HOSPITAL			5	100%	5
CARENOW URGENT CARE - WINTER SPRINGS		4	1	20%	5
DISCOVERY VILLAGE AT STUART		2	3	60%	5
CVS AZ9210POCT SCOTTSDALE		5			5
THE CLINIC OF PEDIATRICS & GI MEDICINE, INC			5	100%	5
COMMONS AT ORLANDO LUTHERAN TOWERS SNF			5	100%	5
CVS CA9606POCT TEMECULA		5			5
DAVENPORT PEDIATRICS PA		1	4	80%	5
HEALTHCARE NETWORK OF SOUTHWEST FLORIDA			5	100%	5
PARADISE VILLA ALF INCORPORATED		5			5
INDIAN RIVER PRIMARY CARE PA		5			5
MED EXPRESS URGENT CARE PC - MARYLAND		4	1	20%	5
PEDIATRICS OF CENTRAL FLORIDA – POINCIANA		3	2	40%	5
ABSOLUTE HEALTH		5			5
MINUTECLINIC, LLC #1431		4	1	20%	5
PELICAN LANDING		1	4	80%	5
UNIVERISTY OF MEMPHIS ATHLETIC TRAINI		5			5
SOUTH BEND MEDICAL FOUNDATION			5	100%	5
MID - FLORIDA PATHOLOGY LLC		1	4	80%	5
MINUTECLINIC DIAGNOSTIC OF OHIO #6147		4	1	20%	5
COPELAND MEDICAL CLINIC		3	2	40%	5
NORTHSIDE MEDICAL CENTER		5			5
BIOTECH CLINICAL LABORATORY			5	100%	5
ADVENTHEALTH CAR CENTER APOPKA			5	100%	5
LABS PLUS LLC		5			5
FLORIDA CLINICAL LABORATORY - BIOREFERENCE LABORATORIES		2	3	60%	5
INTERNAL MEDICINE & PRIMARY CARE ASSOCIATES, PLC			5	100%	5
PIEDMONT NEWNAN HOSPITAL		4	1	20%	5
ST VINCENTS AMBULATORY CARE INC		3	2	40%	5
DEPARTMENT OF HEALTH AND HUMAN SERVICES DIVISION OF BEHAVIORAL HEALTH		1	4	80%	5
MEDICAL CENTER OF BLOUNTSTOWN			5	100%	5
WINCHESTER MEDICAL CENTER			5	100%	5
KETTERING HEALTH			5	100%	5
Life Care Center of Estero			5	100%	5
Hillspring of Springboro		5			5
REGIONAL MEDICAL CENTER BAYONET POINT			5	100%	5
UNIVERSITY OF CHICAGO MEDICAL CENTER LAB			5	100%	5
RIO PINAR HEALTH CARE			5	100%	5

COVID-19: testing by laboratory

Data through Apr 15, 2021 verified as of Apr 16, 2021 at 09:25 AM

Data in this report are provisional and subject to change.

The numbers in the table below represent the number of Florida and non-Florida residents for whom test results were received by the Department of Health. A person can be tested by more than one laboratory and can have both positive and negative results. **Therefore, the sum of the numbers in each column will be larger than the total number of people tested.**

Reporting lab	Inconclusive	Negative	Positive	Percent positive	Total
ST JOHNS BIOMEDICAL LAB		5			5
HUNT CLUB MEDICAL CARE			5	100%	5
THE RETREAT AT PORT ORANGE			5	100%	5
OCHSNER MEDICAL CENTER			5	100%	5
ADVICE FOR OPTIMAL WELLNESS		2	3	60%	5
SIGNATURE URGENT CARE			5	100%	5
FHPG FAMILY MEDICAL CENTER OF TAMPA BAY		1	4	80%	5
CVS OH10893POCT PARMA		2	3	60%	5
CLEVELAND CLINIC MARTIN HEALTH NURSING & RESTORATIVE		5			5
PREMIER PEDIATRICS		1	4	80%	5
MIAMI CANCER INSTITUTE			5	100%	5
USCG SECTOR ST PETE		1	4	80%	5
INVERNESS FAMILY CARE HIGH RISK PLLC			5	100%	5
LPG PRIMARY CARE AT LABELLE		4	1	20%	5
PREMIER MEDICAL LABORATORY	1	2	2	40%	5
HELIX DIAGNOSTIX		2	3	60%	5
OPTUMCARE FLORIDA, LLC		3	2	40%	5
TRUSTBRIDGE			5	100%	5
ST BARNABAS HOSPITAL		5			5
UCF STUDENT HEALTH SERVICES LABORATORY		2	3	60%	5
CHAMPLAIN VALLEY PHYSICIANS HOSPITAL		3	2	40%	5
OURMED		4	1	20%	5
OCCMED SOLUTIONS		2	3	60%	5
MEDEXPRESS URGENT CARE HUNTINGTON		5			5
CARL R DARNALL ARMY MEDICAL CENTER			5	100%	5
WILSON PEDIATRICS			5	100%	5
WESTMINSTER SHORES			5	100%	5
RUSH UNIVERSITY MEDICAL CENTER LABORATORY			5	100%	5
QUINTON MEMORIAL HEALTH CARE CENTER		5			5
FOUNDCARE, INC			5	100%	5
Walker BaptistMedCtr		4	1	20%	5
COLISEUM MED CTR LLC/COLISEUM MED CTRS		4	1	20%	5
CVS MD1515POCT LEONARDTOWN		4	1	20%	5
CVS MA1845POCT WILMINGTON		4	1	20%	5
SJH			5	100%	5
PEDIATRIC URGENT HEALTH CARE			5	100%	5
NORTHPORT MEDICAL CENTER LAB		5			5
BROWNE MEDICAL LLC		3	2	40%	5
MINUTECLINIC, DIAGNOSTIC OF TEXAS, LLC		5			5
CVS MA1022POCT CAMBRIDGE		5			5
INFECTION CONTROL/ EMPHEALTH		3	2	40%	5
MERCY URGENT CARE			5	100%	5
CITRUS HEALTH NETWORK INC		2	3	60%	5
UNIVERISTY OF MIAMI			5	100%	5
STEBEN COUNTY PUBLIC HEALTH		5			5
NORTHERN MICHIGAN UNIVERSITY ATHLETICS		5			5

COVID-19: testing by laboratory

Data through Apr 15, 2021 verified as of Apr 16, 2021 at 09:25 AM

Data in this report are provisional and subject to change.

The numbers in the table below represent the number of Florida and non-Florida residents for whom test results were received by the Department of Health. A person can be tested by more than one laboratory and can have both positive and negative results. **Therefore, the sum of the numbers in each column will be larger than the total number of people tested.**

Reporting lab	Inconclusive	Negative	Positive	Percent positive	Total
MINUTECLINIC MINUTECLINIC #3665		5			5
Bon Secours Place		4	1	20%	5
ALPHADERA LABS, LLC			5	100%	5
COVENANT COLLEGE HEALTH SERVICES		5			5
MINUTECLINIC DIAG OF IND LLC #6840		5			5
ALLIANCE FOR MULTISPECIALTY RESEARCH		5			5
EAST SIDE CLINICAL LABORATORY		4	1	20%	5
CVS MA507POCT LEOMINSTER		4	1	20%	5
INNOVATIVE COVID-DIVERSEY			5	100%	5
MEDEXPRESS URGENT CARE - LOGAN		5			5
MINUTECLINIC, LLC #7139		5			5
JOE DIMAGGIO CHILDREN'S HOSPITAL		1	4	80%	5
JOSEPH SCHENKER MD PC		5			5
CVS PA2688POCT COLLEGEVILLE		5			5
CVS TN7698POCT KNOXVILLE		5			5
HENDRY/GLADES COUNTY HEALTH DEPARTMENT		4	1	20%	5
DICKSON MEDICAL ASSOCIATES PC PATH LAB		4	1	20%	5
SOUTHEAST GEORGIA PHYSICIAN ASSOCIATES		4	1	20%	5
CVS TX10140POCT THE WOODLANDS		5			5
METHODIST HEALTHCARE UNIVERSITY HOSPIT		5			5
BROOKDALE NEW PORT RICHEY			5	100%	5
CVS IL8751POCT CHICAGO		5			5
FRANCES WARDE MEDICAL LABORATORY		2	3	60%	5
AHC Decatur County		5			5
FLORIDA DEPARTMENT OF HEALTH - INVERNESS		3	2	40%	5
COLUMBIA MEMORIAL HOSPITAL LABORATORY		5			5
DEPARTMENT OF HEALTH AND HUMAN SERVICES LANSING			5	100%	5
CLINICAL PATHOLOGY LABORATORIES			5	100%	5
GREENVILLE MEMORIAL HOSPITAL LAB			5	100%	5
CVS NC3803POCT MOORESVILLE		5			5
LAKE NONA PEDIATRICS IN ASSOCIATION WITH NEMOURS		5			5
MD ANDERSON CANCER CENTER DI BAY AREA			5	100%	5
MEDICAL UNIVERSITY SC HOSPITAL			5	100%	5
MINNESOTA DEPARTMENT OF HEALTH PUBLIC HEALTH LABORATORY DIVISION	1		4	80%	5
FIFTH AVENUE PEDIATRICS		3	2	40%	5
CVS AZ10150POCT PHOENIX		4	1	20%	5
LIVING WATERS MEDICAL CENTER			5	100%	5
TANNER MEDICAL CENTER EAST AL		5			5
BAYCARE MEDICAL GROUP, INC		5			5
Enterprise Health and Rehabilitation Center		5			5
NIBHA MEDIRATTA MD PL			5	100%	5
OMNICARE PHARMACY OFTEXAS 1, LP DBA OMNICARE		5			5
MIZELL MEMORIAL HOSPITAL			5	100%	5
MARION COUNTY FIRE RESCUE		3	2	40%	5
FLORIDA HOSPITAL LAKE MARY		5			5
QUATRACOR PLLC		5			5

COVID-19: testing by laboratory

Data through Apr 15, 2021 verified as of Apr 16, 2021 at 09:25 AM

Data in this report are provisional and subject to change.

The numbers in the table below represent the number of Florida and non-Florida residents for whom test results were received by the Department of Health. A person can be tested by more than one laboratory and can have both positive and negative results. **Therefore, the sum of the numbers in each column will be larger than the total number of people tested.**

Reporting lab	Inconclusive	Negative	Positive	Percent positive	Total
MASSASHUSETTS STATE LAB INSTITUTE		2	3	60%	5
FINLAY		1	4	80%	5
LPG PEDIATRICS AT CAPE CORAL		5			5
LAKEVIEW HEALTHCARE SYSTEM LLC			5	100%	5
THONOTOSASSA COMMUNITY HEALTH CENTER		1	4	80%	5
ADVENTHEALTH MEDICALGROUP PEDIATRICS AT ORLANDO		5			5
JUPITER ISLAND MEDICAL CLINIC INC		5			5
HILLSBOROUGH COUNTY HEALTH DEPARTMENT			5	100%	5
FLAGLER HEALTH SERVICES INC			5	100%	5
WASHINGTON COLLEGE HEALTH SERVICES		5			5
PARADIGM LABORATORIES			5	100%	5
Samuel S. Stratton VAMC		5			5
MINUTECLINIC DIAG OF IND, LLC #6553		5			5
INVESCLINIC US, LLC		5			5
PINECREST PEDIATRICS GROUP LLC			5	100%	5
CFP PHYSICIANS GROUP			5	100%	5
GENTLE HANDS MOBILE PHLEBOTOMY			5	100%	5
HACKENSACK UNIV MED CTR-PATHOLOGY DEPT		5			5
MINUTE CLINIC, LLC #1434		5			5
URGENT CARE COASTAL GA			5	100%	5
AHF PUBLIC HEALTH LABORATORY			5	100%	5
PATIENT FIRST - LEESBURG			5	100%	5
MINUTECLINIC DIAGNOSTIC OF OHIO #6139		5			5
JACKSON SOUTH COMMUNITY HOSPITAL LAB			5	100%	5
WHITE WILSON MEDICAL CENTER - FWB		1	4	80%	5
CVS MA447POCT NORTHAMPTON		3	2	40%	5
LAFAYETTE NURSING AND REHAB			5	100%	5
NORTH SHORE HEMATOLOGY-ONCOLOGY ASSOCIATES, PC		5			5
Highland Pines Health and Rehab		5			5
MINUTECLINIC # 21110		3	2	40%	5
MORGAN STANLEY HEALTH CENTER		5			5
FORSYTH HOUSE			5	100%	5
TALLAHASSEE MEMORIAL HEALTHCARE			5	100%	5
CVS GA2279POCT SUWANEE		5			5
REELFOOT FAMILY WALK IN CLINIC		4	1	20%	5
ADVANCED PEDIATRICS OF BOCA LLC			5	100%	5
LAKE COUNTY DETENTION CENTER		3	2	40%	5
CVS MO10053POCT SAINT PETERS		5			5
MARTHA A PRICE MD PA		2	3	60%	5
MEDEXPRESS - NEW CASTLE, DUPONT HWY		4	1	20%	5
LAKE MARY HEALTH AND REHABILITATION CENTER		1	4	80%	5
HAWTHORNE HEALTH AND REHABILITATION			5	100%	5
EGL GENETICS DIAGNOSTICS			5	100%	5
ADVENT HEALTH MEDICAL GROUP		4	1	20%	5
WEST PACIFIC MEDICAL LABORATORY			5	100%	5
MINUTECLINIC DIAG OF IND, LLC #6910		5			5

COVID-19: testing by laboratory

Data through Apr 15, 2021 verified as of Apr 16, 2021 at 09:25 AM

Data in this report are provisional and subject to change.

The numbers in the table below represent the number of Florida and non-Florida residents for whom test results were received by the Department of Health. A person can be tested by more than one laboratory and can have both positive and negative results. **Therefore, the sum of the numbers in each column will be larger than the total number of people tested.**

Reporting lab	Inconclusive	Negative	Positive	Percent positive	Total
EAST CENTRAL FLORIDA OUT PATIENT IMAGING			5	100%	5
SONATA VERO BEACH		5			5
SEMINOLE COUNTY CORRECTIONAL FACILITY		1	4	80%	5
CVS TX7821POCT LEAGUE CITY		5			5
NORTHSIDE HOSPITAL- CHEROKEE		4	1	20%	5
SAFETY HARBOR SENIOR LIVING			5	100%	5
FALLSBURG CHAI		5			5
PRECISION LABS LLC		2	3	60%	5
RELIANT IMMUNE DIAGNOSTICS			5	100%	5
MINUTECLINIC, LLC #07852		4	1	20%	5
DOCTORS HOSPITAL OF AUGUSTA		5			5
AEL KNOXVILLE			5	100%	5
BROOKDALE WEST BOYNTON BEACH		5			5
JOHN T MACKAY MD			5	100%	5
Kroger 449 - The Little Clinic Mountain Park		4	1	20%	5
CVS NJ862POCT MARLBORO		5			5
NORTH DADE NURSING AND REHABILITATION CENTER			5	100%	5
FLORIDA PRIMARY & SPECIALTY CARE		5			5
BAPTIST HOSPITAL EMPLOYEE HEALTH OFF			5	100%	5
THE DOCTORS CENTER HEALTHCARE-SOUTHSIDE		1	4	80%	5
ELITE CARE			5	100%	5
Kroger 099 - The Little Clinic Fort Collins		5			5
CVS NC3853POCT BURLINGTON		4	1	20%	5
PEDIATRICS OF ALTAMONTE		5			5
ARC POINT LABS OF AUSTIN NORTH			5	100%	5
LABCORP UNSPECIFIED		5			5
Heartland Healthcare Center Boca Raton		2	3	60%	5
MEDEXPRESS URGENT CARE - MOUNTAIN HOME		4	1	20%	5
DOCTORS HOSPITAL LAB MEDICAL OFFICE BUILDING			5	100%	5
CVS IN5696POCT FORT WAYNE		4			4
CVS MO5655POCT LIBERTY		1	3	75%	4
BARTON MEMORIAL HOSPITAL		3	1	25%	4
REGIONAL MEDICAL LAB			4	100%	4
MEDEXPRESS URGENT CARE - FORT SMITH		4			4
Heartland of Boynton Beach			4	100%	4
FLORIDA MEDICAL CENTER		1	3	75%	4
ACCESS RECOVERY SOLUTIONS LLC			4	100%	4
CVS PA10825POCT PLYMOUTH MEETING		4			4
Kroger 124 - The Little Clinic University		3	1	25%	4
PLAINVIEW PRIMARY CARE		4			4
FLORIDA HEART AND VASCULAR			4	100%	4
FLORIDA HEALTH CARE PLANS STIRLING CENTER			4	100%	4
ALVARO J DANGOND MD PA		4			4
MOUNT SINAI AVENTURA DIAGNOSTIC CENTER			4	100%	4
NYC PUBLIC HEALTH LABS			4	100%	4
BAPTIST HOSPITAL NURSING/PATIENT CARE			4	100%	4

COVID-19: testing by laboratory

Data through Apr 15, 2021 verified as of Apr 16, 2021 at 09:25 AM

Data in this report are provisional and subject to change.

The numbers in the table below represent the number of Florida and non-Florida residents for whom test results were received by the Department of Health. A person can be tested by more than one laboratory and can have both positive and negative results. **Therefore, the sum of the numbers in each column will be larger than the total number of people tested.**

Reporting lab	Inconclusive	Negative	Positive	Percent positive	Total
CAREWELL URGENT CARE			4	100%	4
WALGREENS #04311		4			4
MINUTECLINIC DIAGNOSTIC MED GRP OF ORA		3	1	25%	4
SIGNATURE CARE EMERGENCY CENTER		2	2	50%	4
DOCTORS OFFICE OF NEW JERSEY		4			4
GRADY MEMORIAL HOSPITAL/MICRO			4	100%	4
PANCARE HEALTH - PONCE DE LEON			4	100%	4
MPG JACKSONVILLE ATLANTIC BLVD		1	3	75%	4
LIFEHOPE LABS			4	100%	4
AIREVAC INTERNATIONAL		4			4
CVS PA258POCT MCKEES ROCKS		4			4
OKLAHOMA STATE UNIVERSITY DIAGNOSTIC LAB			4	100%	4
CAPTAIN JAMES A. LOVELL FEDERAL HEALTHCARE CENTER			4	100%	4
NDX-CORE LAB			4	100%	4
URGENT CARE OF THE SMOKIES			4	100%	4
Kroger 895 - The Little Clinic Green Hills		4			4
DYNACARE LABORATORIES			4	100%	4
NEXT BIO RESEARCH SERVICES, LLC		1	3	75%	4
ORANGE COUNTY HEALTH DEPARTMENT		2	2	50%	4
ST JOSEPHS BEHAVIORAL HEALTH CENTER			4	100%	4
HARBOUR ISLAND PEDIATRICS LLC			4	100%	4
MINUTECLINIC DIAGNOSTIC OF WISCONSIN, LLC		4			4
INFINITI LABS INC			4	100%	4
HEART OF FLORIDA HEALTH CENTER INC		1	3	75%	4
SARASOTA PERSONAL MEDICINE		2	2	50%	4
UF HEALTH PATHOLOGY LABORATORIES			4	100%	4
SIGNATURE CARE MONTROSE		2	2	50%	4
BOND & STEELE CLINIC PA D/B/A BOND CLINIC PA		4			4
SOUTH FLORIDA RESEARCH ORGANIZATION			4	100%	4
BELLIN HEALTH LAB		1	3	75%	4
HOME DOCS		2	2	50%	4
REMEDY URGENT CLINIC		2	2	50%	4
Marian Manor, Inc		4			4
MOBILE URGENT CARE			4	100%	4
FAMILY MEDICINE AT WATERMAN		4			4
LIFE CARE HOME HEALTH SERVICES LLC		1	3	75%	4
MINUTECLINIC DIAGNOSTIC MED GRP OF SAN		3	1	25%	4
Kroger 186 - The Little Clinic Holiday Manor		3	1	25%	4
FLORIDA DEPARTMENT OF HEALTH (FDOH)		2	2	50%	4
CVS CA8850POCT HUNTINGTON BEACH		3	1	25%	4
Crowne Health Care of Greenville		4			4
Chestnut Park Rehabilitation and Nursing Center		4			4
Hunterdon Medical Center Laboratory		4			4
CRESTAR LABS		2	2	50%	4
CVS AZ5026POCT MESA		4			4
CVS SC2269POCT COLUMBIA		3	1	25%	4

COVID-19: testing by laboratory

Data through Apr 15, 2021 verified as of Apr 16, 2021 at 09:25 AM

Data in this report are provisional and subject to change.

The numbers in the table below represent the number of Florida and non-Florida residents for whom test results were received by the Department of Health. A person can be tested by more than one laboratory and can have both positive and negative results. **Therefore, the sum of the numbers in each column will be larger than the total number of people tested.**

Reporting lab	Inconclusive	Negative	Positive	Percent positive	Total
MEDICINE SHOPPE #1306 THE		3	1	25%	4
TRUE HEALTH- HOFFNER		3	1	25%	4
FLORIDA CANCER SPECIALISTS AND RESEARCH		2	2	50%	4
MINUTECLINIC DIAGNOSTIC OF NORTH CARO		4			4
Kennedy University Hospital -Wash Twp L		4			4
PHYSICIANS QUALITY CARE			4	100%	4
NEW YORK PHYSICIANS LLP		4			4
BAYLOR ESOTERIC AND MOLECULAR LAB			4	100%	4
BUCKINGHAM PLACE ALF		4			4
FAMILY MEDICINE AT WINTER PARK			4	100%	4
MARK HOANG MD PA			4	100%	4
MAILBOX DIAGNOSTICS		2	2	50%	4
ASCENSION ST VINCENT'S MEDICAL CENTER		3	1	25%	4
Metro West Nursing and Rehab			4	100%	4
MEDEXPRESS URGENT CARE - WEST ST PAUL, ROBERT ST S		3	1	25%	4
LEON MEDICAL CENTERS, LLC			4	100%	4
WALGREENS #03287		4			4
CVS MA2297677CV BOSTON		4			4
Kroger 125 - The Little Clinic Castle Rock		3	1	25%	4
OPTUM FLORIDA		3	1	25%	4
EXCEL URGENT CARE OF NJ, LLC		2	2	50%	4
BIOTEST PLASMA CENTER		4			4
CVS IN7653POCT EVANSVILLE		3	1	25%	4
STANFORD HEALTH CARE ANATOMIC PATHOLOGY & CLINICAL LAB			4	100%	4
COMMUNITY PHYSICIANS OF NORTH PORT PA			4	100%	4
ST PETE DIRECT PRIMARY CARE		2	2	50%	4
FLORIDA HOSPITAL ALTAMONTE		2	2	50%	4
MINUTECLINIC, LLC #5707		4			4
MEDEXPRESS URGENT CARE - WESTFIELD, E MAIN ST		3	1	25%	4
MONROE COUNTY DEPT OF PUBLIC HEALTH ST		4			4
WYOMING PUBLIC HEALTH LAB			4	100%	4
SMOKY MOUNTAIN URGENT CARE AND FAMILY MEDICINE CENTER			4	100%	4
CVS IL7017POCT BLOOMINGTON		4			4
AIRPORT CLINIC			4	100%	4
Health Care Center of Jacksonville			4	100%	4
FISHERMEN'S HOSPITAL			4	100%	4
MEDEXPRESS URGENT CARE MARTINSBURG		2	2	50%	4
CVS MN6811POCT PLYMOUTH		4			4
STONE CLINICAL LABORATORIES OF FL LLC		4			4
HAVEN CUSTEAD CARE CENTER		1	3	75%	4
REVA INC			4	100%	4
ManorCare Health Services Camp Hill		4			4
MEDEXPRESS URGENT CARE, LANCASTER WEST		2	2	50%	4
MEDEXPRESS URGENT CARE - SUMMERSVILLE, WEBSTER RD		4			4
ADVENTHEALTH NEW SMYRNA BEACH COMMUNITY HEALTH			4	100%	4
CVS NH2257POCT MANCHESTER		4			4

COVID-19: testing by laboratory

Data through Apr 15, 2021 verified as of Apr 16, 2021 at 09:25 AM

Data in this report are provisional and subject to change.

The numbers in the table below represent the number of Florida and non-Florida residents for whom test results were received by the Department of Health. A person can be tested by more than one laboratory and can have both positive and negative results. **Therefore, the sum of the numbers in each column will be larger than the total number of people tested.**

Reporting lab	Inconclusive	Negative	Positive	Percent positive	Total
OHIO CVS STORES		3	1	25%	4
GILCHRIST COUNTY HEALTH DEPT			4	100%	4
MEDNOW URGENT CARE		3	1	25%	4
MEDEXPRESS URGENT CARE - MARKHAM STREE		3	1	25%	4
Kroger 752 - The Little Clinic Central Station		3	1	25%	4
FCHC (OB)-DARWIN SQUARE CTR.			4	100%	4
LOUISIANA DEPT. OF HEALTH AND HOSPITALS-INFECTIOUS DISEASE EPI SECTION			4	100%	4
HACKENSACK MERIDIAN URGENT CARE, PC		4			4
ST LUKES HOSPITAL LABORATORY		2	2	50%	4
CHILDREN'S MEDICAL GROUP		4			4
SANFORD SOUTH UNIVERSITY		4			4
NEMOURS CHILDREN'S CLINIC			4	100%	4
MAURY REGIONAL MEDICAL CENTER		4			4
CARENOW-LEBANON		2	2	50%	4
ST LUCIE COUNTY HEALTH DEPARTMENT		3	1	25%	4
FAMILY MEDICAL CLINIC HOMESTEAD, LLC			4	100%	4
ADVENTHEALTH GORDON		4			4
MONTANA DEPARTMENT OF PUBLIC HEALTH & HUMAN SERVICES			4	100%	4
SINAI PLAZA NURSING AND REHAB CENTER			4	100%	4
HCR ManorCare Greentree		4			4
SOUTHWESTERN REGIONAL MEDICAL CENTER - TULSA		4			4
MINUTECLINIC DIAGNOSTIC OF OHIO #5060		4			4
MINUTECLINIC DIAG OF IND LLC #1367		4			4
RIVER CITY MEDICAL ASSOCIATES INC			4	100%	4
SOUTH BAY CORRECTIONAL FACILITY			4	100%	4
LATCHER LABORATORY OF A O FOX MEMORIAL		2	2	50%	4
CLINICAL LABORATORIES OF THE BUFFALO		3	1	25%	4
PINELLAS POINT NURSING AND REHAB			4	100%	4
MEMORIAL HEALTHCARE SYSTEM		1	3	75%	4
DEACONESS HOSPITAL			4	100%	4
PM PEDIATRICS OF SELDEN PLLC		4			4
VITAL CARE URGENT CARE			4	100%	4
SKYLINE UROLOGY		4			4
ROAN DRUG COMPANY LLC		4			4
IMA MEDICAL CENTER OF OVIEDO			4	100%	4
PM PEDIATRICS OF BAYSIDE, PLLC - MANHASSET		4			4
PIEDMONT FAYETTE HOSPITAL		2	2	50%	4
SOUTHLAND SUITES OF LAKE LAND			4	100%	4
INTRACOASTAL LABS INC		4			4
ELIZABETH CITY HEALTH & REHABILITATION		4			4
HEALTHQUEST, INC		3	1	25%	4
PILGRIM PHARMACY INC		4			4
MEDEXPRESS URGENT CARE - KOKOMO		4			4
LAKE FOREST PARK OP CO LLC		4			4
L3HARRIS FAMILY MEDICAL CENTER			4	100%	4
CARNEGIE HILL PEDIATRICS LLP		3	1	25%	4

COVID-19: testing by laboratory

Data through Apr 15, 2021 verified as of Apr 16, 2021 at 09:25 AM

Data in this report are provisional and subject to change.

The numbers in the table below represent the number of Florida and non-Florida residents for whom test results were received by the Department of Health. A person can be tested by more than one laboratory and can have both positive and negative results. **Therefore, the sum of the numbers in each column will be larger than the total number of people tested.**

Reporting lab	Inconclusive	Negative	Positive	Percent positive	Total
MINUTECLINIC, LLC (CLINIC 10928)		4			4
MEDEXPRESS URGENT CARE - WICHITA, S SENECA ST		2	2	50%	4
CVS MA394POCT SEEKONK		4			4
Park Ridge Nursing Center		3	1	25%	4
PALM BEACH CANCER INSTITUTE			4	100%	4
MEDEXPRESS URGENT CARE, FAIRMONT		4			4
Lakeside Oaks Care Center			4	100%	4
MINNESOTA DEPARTMENT OF HEALTH LABORATORY	1		3	75%	4
RELIANT ACUTE CARE			4	100%	4
CARE ONE PRIMARY CARE			4	100%	4
RAS MEDICAL SOLUTIONS, LLC		3	1	25%	4
TOTAL RENAL LAB		3	1	25%	4
TARPON SPRINGS PEDIATRICS, LLC			4	100%	4
CULLMAN REGIONAL MEDICAL CENTER		3	1	25%	4
PORT ORANGE NURSING & REHAB			4	100%	4
CVS IL5797POCT CAROL STREAM		4			4
CVS MO4850POCT SPRINGFIELD		4			4
UNIVERSITY OF MICHIGAN		2	2	50%	4
NOT GIVEN		1	3	75%	4
RML PHARMACY PC		4			4
ST JOHN'S RIVERSIDE HOSPITAL		3	1	25%	4
MINUTECLINIC DIAG OF IND, LLC #6472		4			4
MEDEXPRESS URGENT CARE-SCOTT TOWNSHIP		3	1	25%	4
University Plaza Rehabilitation and Nursing			4	100%	4
Mill Valley Care Center		4			4
STEAMBOAT EMERGENCY CENTER			4	100%	4
NHC HealthCare, Pulaski		4			4
HARBORCHASE OF VILLAGES CROSSING			4	100%	4
MEDICAL CENTER ENTERPRISE			4	100%	4
Millennium Nursing & Rehab Center		4			4
Willowbrooke Court at Country House		4			4
WE CARE - CARNIVAL CRUISELINE		4			4
MINUTECLINIC OF NEVADA-2955 S FT APACH		4			4
MEDAC AT PORTERS NECK			4	100%	4
FHCP - ORMOND BEACH			4	100%	4
ADVENTHEALTH MEDICAL GROUP COMMUNITY MEDICINE		3	1	25%	4
FLORIDA HEALTHCARE PLAN			4	100%	4
GUTHRIE MEDICAL GROUP - CORNING		3	1	25%	4
REHABILITATION CENTER OF WINTER PARK,THE			4	100%	4
EMORY JOHNS CREEK HOSPITAL		4			4
MICHIGAN HEALTH CLINIC LABORATORIES		3	1	25%	4
DEVANSH LAB WERKS		1	3	75%	4
SOUTH MIAMI HOSPITAL		1	3	75%	4
CVS IL1170POCT JOLIET		4			4
Kroger 339 - The Little Clinic Highlands - Bardstown Road		4			4
Crowne Health Care of Montgomery		4			4

COVID-19: testing by laboratory

Data through Apr 15, 2021 verified as of Apr 16, 2021 at 09:25 AM

Data in this report are provisional and subject to change.

The numbers in the table below represent the number of Florida and non-Florida residents for whom test results were received by the Department of Health. A person can be tested by more than one laboratory and can have both positive and negative results. **Therefore, the sum of the numbers in each column will be larger than the total number of people tested.**

Reporting lab	Inconclusive	Negative	Positive	Percent positive	Total
ManorCare Rehabilitation Center- Decatur		4			4
JOHNNIE RUTH CLARKE LAB			4	100%	4
ST JOSEPHS HOSPITAL PATHOLOGY LAB		3	1	25%	4
MOBIL LAB FOR ALL INC		4			4
CAREMOUNT MEDICAL PC - BEDFORD URGENT		4			4
MEDEXPRESS URGENT CARE- ALLISON PARK		2	2	50%	4
DEPARTMENT OF HEALTH AND HUMAN SERVICES		2	2	50%	4
WESLEY CHAPEL INTERNAL MEDICINE AND PEDIATRICS			4	100%	4
BAPTIST HEALTH MEDICAL CENTER			4	100%	4
LB Broen Home		4			4
AURORA BAYCARE UROLOGY			4	100%	4
CVS MA2401POCT MARSHFIELD		3	1	25%	4
WOMEN'S CARE FLORIDA, LLC		4			4
URGENT CARE - OCONEE		2	2	50%	4
CONSOLIDATED LABORATORY SERVICES			4	100%	4
MINUTECLINIC DIAGNOSTIC OF PENNSYLVAN		3	1	25%	4
SOMA MEDICAL CENTER PA #3 PALOMINO			4	100%	4
SHARP MEMORIAL HOSPITAL MICROBIOLOGY DEPT			4	100%	4
MORTON PLANT HOSPITAL - ADLER INSTITUTE OF LAB MEDICINE			4	100%	4
CENTERPLACE HEALTH, INC			4	100%	4
EPI			4	100%	4
COVENIENT CARE MEDICAL CLINIC			4	100%	4
ST. MARY'S HOSPITAL			4	100%	4
State Lab Unspecifd			4	100%	4
WALGREENS #07034		4			4
MD NOW URGENT CARE - DELRAY WEST			4	100%	4
IMIC INC RESEARCH			4	100%	4
CLINICAL CARE CENTER, INC			4	100%	4
CORONA NYC LAB		4			4
GERALD CHAMPION REGIONAL MEDICAL CENTE		4			4
Calusa Harbour			4	100%	4
HEALTH EXPRESS URGENT CARE		2	2	50%	4
SunTerrace Health Care Center		3	1	25%	4
MD ANDERSON			4	100%	4
REFUGE A HEALING PLACE, THE			4	100%	4
COLONIAL MEDICAL CENTER-EAST ORLANDO			4	100%	4
PEACEHEALTH LABORATORIES		3	1	25%	4
ADVENTHEALTH MEDICAL GROUP PEDIATRICS		1	3	75%	4
OMNICARE PHARMACY OF TEXAS 1		4			4
BARRANCO CLINIC PA, THE	1	3			4
COOK HOSPITAL AND CARE CENTER		3	1	25%	4
JFK INTERNAL MEDICINE FACULTY PRACTICE		2	2	50%	4
BUEN PASTOR MEDICAL CENTER, INC			4	100%	4
Bethany Health and Rehab		4			4
ELEVATION DIAGNOSTICS		4			4
ADVANCED URGENT CARE LLC		1	3	75%	4

COVID-19: testing by laboratory

Data through Apr 15, 2021 verified as of Apr 16, 2021 at 09:25 AM

Data in this report are provisional and subject to change.

The numbers in the table below represent the number of Florida and non-Florida residents for whom test results were received by the Department of Health. A person can be tested by more than one laboratory and can have both positive and negative results. **Therefore, the sum of the numbers in each column will be larger than the total number of people tested.**

Reporting lab	Inconclusive	Negative	Positive	Percent positive	Total
MEDEXPRESS URGENT CARE - WILKES BARRE		3	1	25%	4
MINUTECLINIC DIAG OF IND, LLC #10190		4			4
CVS TX8387POCT AUSTIN		4			4
COMMUNITY HEALTH CENTER OF WEST PALM BEACH			4	100%	4
LAKELAND VOLUNTEERS IN MEDICINE INC		3	1	25%	4
EXTENDICARE HEALTH & REHAB CENTER		4			4
YORK HOSPITAL: MICROBIOLOGY			4	100%	4
GASTROENTEROLOGY ASSOC OF PENSACOLA, PA		2	2	50%	4
CVS CT718POCT ANSONIA		4			4
CULLMAN REGIONAL URGENT CARE		3	1	25%	4
ARCPPOINT LABS OF FORT LAUDERDALE, FL CENTRAL		1	3	75%	4
FASTMED URGENT CARE			4	100%	4
CVS OH2342POCT WEST CHESTER		3	1	25%	4
CVS GA5622POCT DALLAS		3	1	25%	4
CORTLAND REGIONAL MEDICAL CENTER		4			4
DEPARTMENT OF HEALTH/ NEW YORK			4	100%	4
CVS OH4300POCT STRONGSVILLE		4			4
CVS CA9963POCT SAN DIEGO		4			4
MEADOWS AT CYPRESS GARDENS, THE		3	1	25%	4
TIFT REGIONAL HLTH SYSTEM, INC DBA SOU		4			4
Georgiana Health and Rehabilitation, LLC		4			4
COMMUNITY HEALTH CENTERS INC			4	100%	4
TMH PHYSICIAN PARTNERS SOUTHWOOD		1	3	75%	4
CVS TX3292POCT WYLIE		4			4
ADMERA HEALTH			4	100%	4
CELAL GUROL ERBAY, MD			4	100%	4
Westminster Manor		3	1	25%	4
ADVENTHEALTH MEDICAL GROUP INTERNAL MEDICINE		3	1	25%	4
BETTERMED URGENT CARE			4	100%	4
ACCENT PHYSICIAN SPECIALISTS PA		4			4
MIAMI COMMUNITY HEALTH CENTER INC		1	3	75%	4
CENTRAL FLORIDA INTERNAL OCCUPATIONAL AND		4			4
LAKESIDE HOSPITAL BELLE GLADE			4	100%	4
VA OUTPATIENT PHARMACY			4	100%	4
ELITE PRIMARY CARE OF WAYCROSS		1	3	75%	4
EXPRESS TESTING-ONE			4	100%	4
RUSSELL SAGE COLLEGE WELLNESS CENTER		4			4
AIRCARE INTERNATIONAL		4			4
FLORIDA MEDICAL CLINIC -INTERNAL MED DADE CITY			4	100%	4
MINUTE CLINIC DIAGNOSTIC OF VIRGINIA, LLC #6292		3	1	25%	4
SOUTH FLORIDA PEDIATRIC PARTNERS			4	100%	4
MEDEXPRESS URGENT CARE - WALDORF, CRAIN HWY		4			4
NEULIFE NEUROLOGICAL SERVICES LLC			4	100%	4
MEDICAL CENTER, THE		4			4
MIDDLETON PEDIATRICS			4	100%	4
LAKE MARY PEDIATRICS			4	100%	4

COVID-19: testing by laboratory

Data through Apr 15, 2021 verified as of Apr 16, 2021 at 09:25 AM

Data in this report are provisional and subject to change.

The numbers in the table below represent the number of Florida and non-Florida residents for whom test results were received by the Department of Health. A person can be tested by more than one laboratory and can have both positive and negative results. **Therefore, the sum of the numbers in each column will be larger than the total number of people tested.**

Reporting lab	Inconclusive	Negative	Positive	Percent positive	Total
ARCPPOINT LABS OF ALTAMONTE SPRINGS		2	2	50%	4
OPTUM OF RED ROAD		4			4
MEMORIAL HEALTH CARE SYSTEMS			4	100%	4
LIVERNE HEALTH AND REHABILITATION		4			4
FLORENCE - HUNTSVILLE HOSPITAL URGENT CARE		3	1	25%	4
DR. G'S URGENT CARE			4	100%	4
DEPARTMENT OF HEALTH AND ENVIRONMENTAL CONTROL			4	100%	4
SUMNER REGIONAL MEDICAL CENTER		3	1	25%	4
NORTH OKALOOSA CLINIC CORP		1	3	75%	4
KENTUCKY CABINET FOR HEALTH AND FAMILY SERVICES			4	100%	4
H/L of West Ashley Rehabilitation and Nursing Center		4			4
Kroger 959 - The Little Clinic Carmel		4			4
SONIC REFERENCE LABORATORY			4	100%	4
DERMATOLOGY SPECIALISTS OF FL - DR. JON WARD			4	100%	4
UNIVERSITY OF WASHINGTON MEDICAL CENTER (UWMC) EMERGENCY DEPT.			4	100%	4
MEDEXPRESS URGENT CARE - TEAYS VALLEY		3	1	25%	4
PHYSICIANS IMMEDIATE CARE AURORA			4	100%	4
AFFINITY URGENT CARE			4	100%	4
MEDEXPRESS URGENT CARE - BECKLEY		2	2	50%	4
CAPITAL HEALTH LABORATORY INC			4	100%	4
APOPKA FAMILY HEALTH CENTER		3	1	25%	4
Sears Coastal Nursing and Rehab		4			4
WINDER NURSING INC DBA WINDER HEALTH CARE		4			4
PREMIER PEDIATRICS LLC			4	100%	4
COVID PROCESSING SITE			4	100%	4
MEDEXPRESS URGENT CARE - TULSA, S YALE AVE		4			4
INDUSTRY LAB DIAGNOSTIC PARTNERS			4	100%	4
SOUTHEASTERN REGIONAL MEDICAL CENTER			4	100%	4
VA SALT LAKE CITY HCS		4			4
MEDEXPRESS URGENT CARE - EAST BRUNSWICK		4			4
CAREWELL 202			4	100%	4
ENGLE CENTER FOR HEALTH SERVICES		4			4
MOBILE HEALTH MEDICAL SERVICES PC		4			4
BETHPAGE EXTENDED HOURS CENTER		4			4
GENUS DIAGNOSTICS			4	100%	4
DTR LABS		3	1	25%	4
POWERS PEDIATRICS			4	100%	4
MINUTE-CLINIC DIAGNOSTIC OF VIRGINIA, LLC #3949		4			4
UNION CITY MANOR NURSING CENTER		4			4
MINUTECLINIC DIAGNOSTIC OF MICHIGAN, P		4			4
PDL PHARMACY CORP			4	100%	4
MERCY HOSPITAL			4	100%	4
MONTEFIORE MEDICAL CENTER LABS MONTEFIORE		3	1	25%	4
NHC HealthCare, Cookeville		4			4
FHPG TAMPA PRIMARY CARE			4	100%	4
CONSULATE HEALTH CARE AT WEST ALTAMONTE			4	100%	4

COVID-19: testing by laboratory

Data through Apr 15, 2021 verified as of Apr 16, 2021 at 09:25 AM

Data in this report are provisional and subject to change.

The numbers in the table below represent the number of Florida and non-Florida residents for whom test results were received by the Department of Health. A person can be tested by more than one laboratory and can have both positive and negative results. **Therefore, the sum of the numbers in each column will be larger than the total number of people tested.**

Reporting lab	Inconclusive	Negative	Positive	Percent positive	Total
PANCARE HEALTH YOUNGSTOWN			4	100%	4
PARKWAY DRUGS OF ONEIDA COUNTY NORTH I		3	1	25%	4
THE OASIS ALF		4			4
CVS OH6149POCT UPPER ARLINGTON		2	2	50%	4
MEDEXPRESS URGENT CARE NORWIN		4			4
ANY LAB TEST FAST CORP		3	1	25%	4
MINUTECLINIC LLC (2335)		3	1	25%	4
CVS OH3393POCT AURORA		3	1	25%	4
BRIGHAM AND WOMEN'S HOSPITAL			4	100%	4
SACRED HEART HEALTH SYSTEMS INC			4	100%	4
ENCOMPASS HOME HEALTH		4			4
SIENA COLLEGE SPORTS MEDICINE CENTER		4			4
MARSHFIELD LABORATORIES			4	100%	4
GIEBEIG FAMILY MEDICINE PA			4	100%	4
DEPARTMENT OF PATHOLOGY ROME MEMORIAL		3	1	25%	4
SARASOTA IMMEDIATE CARE			4	100%	4
MEDEXPRESS URGENT CARE- FORT WORTH N T		4			4
WELLMED AT APOLLO BEACH BLVD		2	2	50%	4
CVS CT750POCT ENFIELD		4			4
BETHPAGE MEDICAL PLLC		4			4
AHC of Mckenzie		4			4
Loretto Health and Rehabilitation Center		4			4
UNIVERSITY OF MIAMI STUDENT HEALTH SERVICE			4	100%	4
BLACK STALLION WALK IN AND EXERCISE CLINICS LLC		1	3	75%	4
MEDFIRST URGENT CARE			4	100%	4
BELL-MINOR HOME		4			4
CVS TX5807POCT PEARLAND		4			4
MALABAR FAMILY PRACTICE		1	3	75%	4
STARMED FAMILY & URGENT CARE			4	100%	4
INTERMARKET FACILITY			4	100%	4
LEESBURG REGIONAL MEDICAL CENTER URGENT CARE			4	100%	4
PATIENT FIRST - ALLENTOWN			4	100%	4
PRESBYTERIAN FAMILY HEALTHCARE-KASEMAN		4			4
WALGREENS# 00323		4			4
PRIMECARE		2	2	50%	4
CLINICAL ASSOCIATES OF ORLANDO LLC		4			4
MEDEXPRESS URGENT CARE - SOMERSET TOWNSHIP		4			4
CORIZON HEALTH INC			4	100%	4
UNC HOSPITAL/MCLENDON CLINICAL LABORATORIES			4	100%	4
CVS PA1193POCT JENKINTOWN		4			4
Brookcrest Nursing Home		4			4
CVS OH4499POCT LYNDHURST		2	2	50%	4
CANDLER HOSPITAL PATHOLOGY LABORATORY		2	2	50%	4
VIDANT MEDICAL CENTER			4	100%	4
HAMPTON ALF AT 24TH ROAD LLC			4	100%	4
Oak Creek Terrace		4			4

COVID-19: testing by laboratory

Data through Apr 15, 2021 verified as of Apr 16, 2021 at 09:25 AM

Data in this report are provisional and subject to change.

The numbers in the table below represent the number of Florida and non-Florida residents for whom test results were received by the Department of Health. A person can be tested by more than one laboratory and can have both positive and negative results. **Therefore, the sum of the numbers in each column will be larger than the total number of people tested.**

Reporting lab	Inconclusive	Negative	Positive	Percent positive	Total
PURECARE PHARMACY		3	1	25%	4
ASCENDI HOME HEALTH AGENCY INC			4	100%	4
MID FLORIDA HEALTH INC			4	100%	4
DACH MAIN LAB			4	100%	4
PHOEBE PUTNEY MEMORIAL HOSPITAL		4			4
MEDEXPRESS URGENT CARE - EWING		4			4
IVY CREEK URGENT CARE OF ENTERPRISE			4	100%	4
MEDEXPRESS URGENT CARE - SOUTH PARKERSBURG		4			4
RURAL/METRO MIDSOUTH,		4			4
BETHESDA HOSPITAL WEST BLOOD GAS LAB			4	100%	4
WILLIAM A HINTON STATE LABORATORY INSTITUTE		1	3	75%	4
CELEBRATION PEDIATRICS			4	100%	4
GENEVA GENERAL HOSPITAL LABORATORY		3	1	25%	4
AFTER HOURS PEDS			4	100%	4
CVS NJ2508POCT MANALAPAN		3			3
NC STATE LABORATORY OF PUBLIC HEALTH		3			3
OHIO HEALTH DOCTORS HOSPITAL			3	100%	3
MUNSON MEDICAL CENTER			3	100%	3
GUTHRIE CORNING HOSPITAL LABORATORY		3			3
GROVES CENTER			3	100%	3
CVS PA1657POCT YORK		2	1	33%	3
Kings County Hospital Center			3	100%	3
LAURELLWOOD NURSING CENTER		1	2	67%	3
CVS NV8784POCT LAS VEGAS		2	1	33%	3
AFC URGENT CARE GUNBARREL			3	100%	3
COASTAL SKIN SURGERY AND DERMATOLOGY PL		3			3
MEDEXPRESS URGENT CARE, HANOVER		2	1	33%	3
CVS IL4778POCT EVANSTON		3			3
UVA HEALTH SYSTEM MEDICAL LABORATORIES			3	100%	3
CLEARWATER		2	1	33%	3
WALGREENS #3811		1	2	67%	3
FLORIDA GASTROENTEROLOGY ASSOCIATES PA		3			3
OHIO DEPARTMENT OF HEALTH LABORATORY		2	1	33%	3
CVS MO8555POCT KANSAS CITY		3			3
WHOLE CHILD PEDIATRICS			3	100%	3
Kroger 758 - The Little Clinic Providence		3			3
STARLING AT SAN JOSE			3	100%	3
MEDEXPRESS URGENT CARE - JEANNETTE		3			3
FLORIDA MEDICAL ASSOCIATES		3			3
CHILDREN'S HEALTHCARE OF ATLANTA AT EG		3			3
HOUSTON MEDICAL CENTER			3	100%	3
YORK HOSPITAL - LABORATORY			3	100%	3
LAHEY CLINIC MEDICAL CENTER			3	100%	3
Kroger 093 - The Little Clinic Stapleton		2	1	33%	3
NORTH COUNTRY FAMILY HEALTH CENTER INC		3			3
OLEAN GENERAL HOSPITAL		3			3

COVID-19: testing by laboratory

Data through Apr 15, 2021 verified as of Apr 16, 2021 at 09:25 AM

Data in this report are provisional and subject to change.

The numbers in the table below represent the number of Florida and non-Florida residents for whom test results were received by the Department of Health. A person can be tested by more than one laboratory and can have both positive and negative results. **Therefore, the sum of the numbers in each column will be larger than the total number of people tested.**

Reporting lab	Inconclusive	Negative	Positive	Percent positive	Total
CVS AZ9290POCT PHOENIX		3			3
FIRST CARE - MIDDLESBORO			3	100%	3
FLORIDA LABORATORY ANALYSIS, LLC			3	100%	3
INSPIRA MEDICAL CENTER VINELAND LAB		2	1	33%	3
BAPTIST PRIMARY CARE FERNANDINA BEACH			3	100%	3
MERCY HEALTH			3	100%	3
ALOHA HOME CARE LLC DBA ACCENTCARE HOME HEALTH OF		3			3
ADVENTHEALTH MEDICAL GROUP ADULT AND SENIOR HEALTH			3	100%	3
HARBOUR'S EDGE		2	1	33%	3
John Knox Manor Inc II		2	1	33%	3
CVS IL3163POCT OAK PARK		3			3
Mitchell Hollingsworth Nursing and Rehab		3			3
HOMELAND CENTER		3			3
CVS HEALTH, #5962		3			3
LOCH HAVEN PEDIATRICS			3	100%	3
SIGNATURE CARE PFLUGERVILLE			3	100%	3
TAYLOR MANOR		1	2	67%	3
C19 LABS			3	100%	3
DOCTOR 4 U CLINIC		1	2	67%	3
HELIX URGENT CARE			3	100%	3
CVS NJ715POCT WAYNE		3			3
CAMPAZZI CONCIERGE MEDICAL SERVICES		2	1	33%	3
FELICIDAD MEDICAL CENTER INC			3	100%	3
ALABAMA DEPT PUBLIC HEALTH			3	100%	3
HOLY CITY MED URGENT CARE			3	100%	3
Walgreens #5984		3			3
SUN TERRACE HEALTH CARE CENTER			3	100%	3
RIGHT AT HOME			3	100%	3
NYU WINTHROP LABORATORY		3			3
HEPATOLOGY DIAGNOSTIC LAB			3	100%	3
ACCESS LABORATORIES LLC			3	100%	3
HIALEAH SHORES NURSING AND		2	1	33%	3
PRECIDENT FLORIDA		3			3
MISSISSIPPI CARE CENTER OF DEKALB LLC		3			3
CVS NC2749POCT CONCORD		3			3
CVS CA9103POCT ESCONDIDO		3			3
PRIMARY CARE CENTER OF LAKE CITY, THE			3	100%	3
24TH WEAPONS OF MASS DESTRUCTION - CIVIL SUPPORT		3			3
CVS IL8753POCT CHICAGO		3			3
THE DOCTORS OFFICE OF BRICK, LLC		3			3
SAVANNAH COVE		3			3
CVS IN6605POCT INDIANAPOLIS		2	1	33%	3
ADVANCED HEART CARE OF SOUTH FLORIDA		3			3
SISD EMPLOYEE HEALTH CLINIC			3	100%	3
MARLBORO URGENT CARE		3			3
YATES COUNTY PUBLIC HEALTH		3			3

COVID-19: testing by laboratory

Data through Apr 15, 2021 verified as of Apr 16, 2021 at 09:25 AM

Data in this report are provisional and subject to change.

The numbers in the table below represent the number of Florida and non-Florida residents for whom test results were received by the Department of Health. A person can be tested by more than one laboratory and can have both positive and negative results. **Therefore, the sum of the numbers in each column will be larger than the total number of people tested.**

Reporting lab	Inconclusive	Negative	Positive	Percent positive	Total
BOLING, STEPHANIE		3			3
PRISMA HEALTH MIDLANDS			3	100%	3
UNIVERSITY URGENT CARE			3	100%	3
CLINICAL CARE ASSOCIATES, INC			3	100%	3
LEXINGTON MEDICAL CENTER		1	2	67%	3
BAYSHORE MEDICAL CENTER LABORATORY		3			3
COVENANT PEDIATRICS		1	2	67%	3
ADVENT HEALTH MEDICAL GROUP FAMILY MEDICINE			3	100%	3
TMH REHABILITATION CENTER		3			3
SPRING LAKE REHABILITATION CENTER			3	100%	3
CLARA MAASS TRANSITIONAL CARE UNIT		3			3
UNITY HEALTH AND REHABILITATION CENTER			3	100%	3
IP BOISE 1		2	1	33%	3
CVS CA9823POCT SACRAMENTO		3			3
CANOPY AT HARPER LAKE, THE			3	100%	3
NORTHEAST FLORIDA INTERNAL MEDICINE PA		3			3
BEEBE MEDICAL CENTER LABORATORY		3			3
TUFTS MEDICAL CENTER			3	100%	3
COVANCE CLS			3	100%	3
EVERGREEN WOODS HEALTH & REHAB CENTER		2	1	33%	3
CVS TX7675POCT RED OAK		1	2	67%	3
MINUTECLINIC DIAGNOSTIC, PA		3			3
CVS PA4000POCT INDIANA		3			3
MEDEXPRESS URGENT CARE-SELINGSGROVE		2	1	33%	3
BAPTIST HEALTH SURGERY CENTER AT NORTHPOINT			3	100%	3
Fort Gaines Health and Rehab		3			3
BETHESDA HOSPITAL EAST BLOOD GAS LAB			3	100%	3
GINKGO-IXLAYER		3			3
ERIE COUNTY PUBLIC HEALTH CLINICAL		3			3
CHEROKEE COUNTY HEALTH AND REHAB CENTER		3			3
JUPITER INTERNAL MEDICINE AND ASSOCIATES			3	100%	3
RIVERSIDE METHODIST HOSPITAL LAB			3	100%	3
Cleveland Clinic Weston			3	100%	3
CVS IL2798POCT CHICAGO		1	2	67%	3
JS HEALTHCARE		2	1	33%	3
CVS TX7825POCT FRISCO		2	1	33%	3
Edward Hines, Jr. VA Hospital		2	1	33%	3
MINUTECLINIC DIAGNOSTIC OF OHIO #6192		3			3
EXETER HOSPITAL		3			3
PARKLAND HEALTH & HOSPITAL			3	100%	3
THE OASIS BEACHSIDE		3			3
VA PRIMARY CARE ANNEX			3	100%	3
SCIENTIFIC LABORATORY DIVISION			3	100%	3
ACL LABORATORIES INDUSTRIAL TOXICOLOGY			3	100%	3
MEDEXPRESS URGENT CARE - TOPEKA, SW WANAMAKER RD		3			3
MONTANA PUBLIC HEALTH LAB			3	100%	3

COVID-19: testing by laboratory

Data through Apr 15, 2021 verified as of Apr 16, 2021 at 09:25 AM

Data in this report are provisional and subject to change.

The numbers in the table below represent the number of Florida and non-Florida residents for whom test results were received by the Department of Health. A person can be tested by more than one laboratory and can have both positive and negative results. **Therefore, the sum of the numbers in each column will be larger than the total number of people tested.**

Reporting lab	Inconclusive	Negative	Positive	Percent positive	Total
CVS IN6757POCT COLUMBUS		3			3
Rosedale Green		3			3
CARESPOT-WELLINGTON			3	100%	3
CVS GA5637POCT VILLA RICA		3			3
BROOKDALE SENIOR LIVING			3	100%	3
CVS PA2687POCT EXTON		3			3
JACKSONVILLE VA OPC			3	100%	3
NORTH BROWARD HOSPITAL DISTRICT HEALTHCARE FOR THE HOMELESS			3	100%	3
CVS MI8091POCT FRASER		2	1	33%	3
MEDEXPRESS-HOUSTON EAST FWY		1	2	67%	3
Kroger 592 - The Little Clinic Alexander Plaza		2	1	33%	3
BAYSTATE MEDICAL CENTER		1	2	67%	3
MEDICAL SERVICES OF AMERICA HOME HEALTH		3			3
SUPER HEALTH PHARMACY LLC		3			3
LOYOLA UNIVERSITY MEDICAL CENTER LABORATORY			3	100%	3
CVS AZ7263POCT PHOENIX		3			3
THE CENTER FOR DISCOVERY		3			3
MEDFUSION		2	1	33%	3
Birchaven		3			3
LUCID LABORATORY SERVICES		3			3
WALGREENS #07502		3			3
TRUE HEALTH - LAKE UNDERHILL		3			3
PLANT CITY FAMILY CARE		3			3
NAVAL HOSPITAL CAMP PENDLETON			3	100%	3
MINUTECLINIC DIAGNOSTIC OF WISCONSIN,		3			3
NEMOURS CHILDRENS PRIMARY CARE HORIZON WEST			3	100%	3
BNC Medical Investors, LLC Berrien Nursing & Rehabilitation Center		3			3
SEMINOLE FAMILY HEALTH CENTER		3			3
PREMIER CLINICAL RESEARCH INSTITUTE INC			3	100%	3
MEDIC INFUSION PA		3			3
MINUTECLINIC DIAG OF IND, LLC #6483		1	2	67%	3
MINUTECLINIC DIAGNOSTIC PA #3344		3			3
HALIFAX HEALTH CARE FOR WOMEN		3			3
WEST TN HEALTH MED NORTH		3			3
BRANDON REGIONAL EMERGENCY CTR			3	100%	3
SOFTCELL L-FORM LABORATORIES, LLC			3	100%	3
RAJ K PAI MD PA			3	100%	3
SINAI POST ACUTE NURSING AND REHAB CE		3			3
CABELL HUNTINGTON HOSPITAL CLINICAL LAB			3	100%	3
FRESENIUS KIDNEY CARE			3	100%	3
CVS PA7132POCT THORNDALE		3			3
MEDEXPRESS URGENT CARE - LITTLE ROCK		2	1	33%	3
IOWA DEPARTMENT OF PUBLIC HEALTH			3	100%	3
HARBORCHASE OF GAINESVILLE			3	100%	3
BRENTWOOD SENIOR LIVING AT ST PETE			3	100%	3
LINCOLN MEDICAL CENTER		3			3

COVID-19: testing by laboratory

Data through Apr 15, 2021 verified as of Apr 16, 2021 at 09:25 AM

Data in this report are provisional and subject to change.

The numbers in the table below represent the number of Florida and non-Florida residents for whom test results were received by the Department of Health. A person can be tested by more than one laboratory and can have both positive and negative results. **Therefore, the sum of the numbers in each column will be larger than the total number of people tested.**

Reporting lab	Inconclusive	Negative	Positive	Percent positive	Total
Gracemore Nursing and Rehab		3			3
LIVINGSTON COUNTY DEPT OF HEALTH REPRO			3	100%	3
FAMILY TREE MEDICAL GROUP PA		2	1	33%	3
HARBORCHASE OF STUART			3	100%	3
ROANE MEDICAL CENTER		2	1	33%	3
CVS SC5471POCT LEXINGTON		2	1	33%	3
Wynfield Park Health and Rehabilitation		3			3
CORTLAND COUNTY HEALTH DEPARTMENT		3			3
PROPATH			3	100%	3
PARRISH MEDICAL CENTER-WAIVED TESTING		3			3
CENTURY LINK SPORTS COMPLEX			3	100%	3
SCRIPPS CLINIC MEDICAL			3	100%	3
CROSSVILLE MEDICAL GROUP		1	2	67%	3
LEE CONVENIENT CARE AT SUMMERLIN			3	100%	3
NORTH SHORE HOSP. INFECTION CONTROL			3	100%	3
OPP HEALTH AND REHABILITATION		3			3
CVS KY2332POCT GEORGETOWN		2	1	33%	3
ADVENT HEALTH - CENTRAL PASCO ER			3	100%	3
THE DOCTOR'S OFFICE OF WEST CALDWELL		3			3
SURETOX LABORATORY LLC		2	1	33%	3
PINELLAS PARK HEALTH CENTER - PINELLAS CHD		1	2	67%	3
ADVENTHEALTH MEDICAL GROUP PEDIATRICS AT APOKA		3			3
CTRS			3	100%	3
MEDEXPRESS URGENT CARE - RICHMOND, W BROAD ST		3			3
BROOKDALE OAKBRIDGE		1	2	67%	3
WEILL CORNELL MEDICAL ASSOCIATES - EAST SIDE		3			3
CVS MA1006POCT BROCKTON		3			3
WALGREENS #10264		3			3
THE PATHOLOGY LABORATORY		1	2	67%	3
PHYSICIANS MEDICAL CENTER		3			3
TMH PHYSICIAN PARTNERS BLOUNTSTOWN			3	100%	3
HOPE HEALTH CARE, LLC		3			3
SOUTHEASTERN IMMEDIATE CARE- MILLEDGEVILLE GA			3	100%	3
MINUTECLINIC DIAG OF IND, LLC #5369		2	1	33%	3
INTERNAL MEDICINE & PEDIATRICS WELLNESS CENTER			3	100%	3
NORTHERN LIGHT LABORATORY		1	2	67%	3
MINUTECLINIC DIAGNOSTIC OF TEXAS, LLC #7435		2	1	33%	3
STRINGFELLOW MEMORIAL HOSPITAL		3			3
NATIONAL JEWISH HEALTH			3	100%	3
DEBORAH HEART AND LUNG CENTER		3			3
INTERCOASTAL FAMILY PRATICE		1	2	67%	3
PHYSICIANS CARE INC		1	2	67%	3
NORTHWEST FLORIDA CLINICAL LAB		1	2	67%	3
NEBRASKA MEDICAL CENTER			3	100%	3
MINUTECLINIC DIAG OF IND, LLC #6908		3			3
NORTHWELL HEALTH			3	100%	3

COVID-19: testing by laboratory

Data through Apr 15, 2021 verified as of Apr 16, 2021 at 09:25 AM

Data in this report are provisional and subject to change.

The numbers in the table below represent the number of Florida and non-Florida residents for whom test results were received by the Department of Health. A person can be tested by more than one laboratory and can have both positive and negative results. **Therefore, the sum of the numbers in each column will be larger than the total number of people tested.**

Reporting lab	Inconclusive	Negative	Positive	Percent positive	Total
BOONES CREEK URGENT CARE		1	2	67%	3
MINUTECLINIC DIAGNOSTIC OF PA LLC		3			3
MEDEXPRESS URGENT CARE - LAWRENCE		3			3
RCA LABORATORY SERVICES LLC			3	100%	3
DOCTORS HOSPITAL RENAISSANCE			3	100%	3
SPARROW CENTRAL LAB			3	100%	3
HEALTH AND WELLNESS URGENT CARE LLC			3	100%	3
HEALGEN SCIENTIFIC			3	100%	3
Good Samaritan Society - Fairfield Glade		3			3
ADVENTHEALTH IMAGING LAKE NONA		1	2	67%	3
ORCHID COVE DAYTONA			3	100%	3
UHEALTH JACKSON URGENT CARE - CUTLER BAY		1	2	67%	3
Kroger 768 - The Little Clinic Leestown Rd		2	1	33%	3
MEDEXPRESS URGENT CARE-ARLINGTON		2	1	33%	3
ANN STORCK CENTER INC		3			3
EASTERN NEW MEXICO MEDICAL CENTER		3			3
TIFTON CARECONNECT URGENT CARE			3	100%	3
MEDEXPRESS URGENT CARE GREENSBURG		2	1	33%	3
LRHS Florida Poly Tech		3			3
Lebanon VAMC		2	1	33%	3
CVS IN6572POCT INDIANAPOLIS		3			3
CAREHERE LLC			3	100%	3
GONZALEZ MD AND ASWAD MD HEALTH SERVICES			3	100%	3
CVS TN7144POCT BARTLETT		3			3
WINDSOR AT OCALA		2	1	33%	3
CVS MA1945POCT HANOVER		3			3
COOPER UNIVERSITY HOSPITAL LABORATORY		2	1	33%	3
MEDICAL CITY DALLAS HOSPITAL			3	100%	3
CVS CA9858POCT SANTA CLARITA		3			3
EVENING PEDIATRICS INC		1	2	67%	3
ACCESS 365 URGENT CARE LLC		1	2	67%	3
LEE MEMORIAL HOSPITAL BLOOD GAS LAB			3	100%	3
CVS SC2497POCT LEXINGTON		3			3
Greystone Health Care Center		3			3
PEACE OF MIND REHAB CENTER		3			3
MCGUFFEY HEALTH CARE CENTER INC		3			3
MINUTE CLINIC LLC #1831		3			3
CVS PA7611POCT ALLISON PARK		3			3
CVS KS676POCT LAWRENCE		2	1	33%	3
CONCENTRA - ORLANDO SOUTH II		3			3
MED FUSION			3	100%	3
CVS SC4382POCT SPARTANBURG		3			3
NEW GEN LABS			3	100%	3
Broadview Multi-Care Center		3			3
JERSEY IRISH MEDICAL (DBA AFC URGENT C		2	1	33%	3
F W HUSTON MEDICAL CENTER SENIOR LIVIN		3			3

COVID-19: testing by laboratory

Data through Apr 15, 2021 verified as of Apr 16, 2021 at 09:25 AM

Data in this report are provisional and subject to change.

The numbers in the table below represent the number of Florida and non-Florida residents for whom test results were received by the Department of Health. A person can be tested by more than one laboratory and can have both positive and negative results. **Therefore, the sum of the numbers in each column will be larger than the total number of people tested.**

Reporting lab	Inconclusive	Negative	Positive	Percent positive	Total
WALGREENS # 09788		3			3
NASON HOSPITAL			3	100%	3
SOMA MEDICAL CENTER PA #3 GREENACRES			3	100%	3
WEST COCOA PHARMACY			3	100%	3
MARYWOOD NURSING CARE CENTER		3			3
GOOD SAMARITAN HOSPITAL		1	2	67%	3
VICAR'S LANDING NURSING HOME		2	1	33%	3
NORTH CAROLINA DEPT OF HEALTH & HUMAN SRVCS STATE LAB OF PUBLIC HEALTH			3	100%	3
CANOPY PEDIATRICS		3			3
SKIPPACK MEDICAL LAB			3	100%	3
MT CARMEL PHARMACY INC		3			3
ASPIRUS WAUSAU HOSPITAL			3	100%	3
Florida Baptist Retirement Center		1	2	67%	3
Maryfield Inc. dba Pennybyrn		3			3
PREMIER FAMILY AND SPORTS MEDICINE		2	1	33%	3
MEDICAL CENTER OF THE ROCKIES			3	100%	3
MEDEXPRESS URGENT CARE-CLOQUET		3			3
NEWSTAR MEDICAL LABORATORIES		3			3
ATLANTIS OUTPATIENT CENTER		3			3
AZALEALAND NURSING HOME		3			3
NORTHCREST MEDICAL CENTER		1	2	67%	3
COL CROSSROAD		1	2	67%	3
Magnolia Health and Rehab Center			3	100%	3
CVS CA9803POCT RIVERSIDE		3			3
Glenview Terrace Nursing Center		3			3
BROOKDALE LAKE MARY			3	100%	3
MEDEXPRESS URGENT CARE, HERMITAGE		1	2	67%	3
Kroger 388 - The Little Clinic Braelinn Village		3			3
MAYO		1	2	67%	3
GREATER MOBILE URGENT CARE - SPRINGHILL			3	100%	3
MARTIN MEDICAL CENTER INC		1	2	67%	3
FLORIDA HOSPITAL LABORATORIES		3			3
Kroger 635 - The Little Clinic Dacula		3			3
COMMUNITY HEALTH CENTERS OF PINELLAS, INC		1	2	67%	3
Kroger 522 - The Little Clinic Gahanna		2	1	33%	3
THOMAS LANGLEY			3	100%	3
BOSTON MEDICAL CENTER			3	100%	3
ESTERO FIRE RESCUE		3			3
MEDICAL CENTER OF CENTRAL GEORGIA			3	100%	3
HOUSTON METHODIST HOSPITAL			3	100%	3
LAB PLUS, LLC AT ASCENSION SAINT THOMA		3			3
Wilkes-Barre VAMC		3			3
MANATEE URGENT CARE LLC			3	100%	3
RICHMOND CITY DEPARTMENT OF PUBLIC HEALTH			3	100%	3
TAMPA INTERNATIONAL AIRPORT			3	100%	3
FAMILY FIRST PEDIATRICS			3	100%	3

COVID-19: testing by laboratory

Data through Apr 15, 2021 verified as of Apr 16, 2021 at 09:25 AM

Data in this report are provisional and subject to change.

The numbers in the table below represent the number of Florida and non-Florida residents for whom test results were received by the Department of Health. A person can be tested by more than one laboratory and can have both positive and negative results. **Therefore, the sum of the numbers in each column will be larger than the total number of people tested.**

Reporting lab	Inconclusive	Negative	Positive	Percent positive	Total
CVS MA654POCT ACTON		3			3
CVS TX7156POCT RICHARDSON		3			3
GRASSY SPRAIN PHARMACY INC		3			3
NEMOURS CHILDREN'S URGENT CARE LAKE NONA			3	100%	3
COMMUNICABLE DISEASE CONTROL/PUBLIC HEALTH EMERGENCY PREPAREDNESS			3	100%	3
CAPTIAL REGIONAL MEDICAL CENTER			3	100%	3
HILLVIEW LABORATORY			3	100%	3
USCG ABBOTT BINAXNOW		2	1	33%	3
CROWNE HEALTH CARE OF FORT PAYNE		2	1	33%	3
GYN PATH SERVICES			3	100%	3
Village on the Green			3	100%	3
MEDEXPRESS URGENT CARE, CHAMBERSBURG		2	1	33%	3
MEDEXPRESS URGENT CARE - ANDERSON		3			3
EAST TENNESSEE CHILDREN'S HOSPITAL		2	1	33%	3
AFFORDABLE PRIMARY CARE LLC		3			3
MEDEXPRESS URGENT CARE - HACKETTSTOWN		2	1	33%	3
CHILDREN'S HEALTHCARE OF ATLANTA		3			3
PIEDMONT ROCKDALE HOSPITAL		2	1	33%	3
BLACKWATER RIVER			3	100%	3
VIRGINIA DIVISION OF CONSOLIDATED LABORATORIES			3	100%	3
CVS OH2486POCT NILES		1	2	67%	3
CUMBERLAND MEDICAL CENTER INC		3			3
CGH MEDICAL CENTER			3	100%	3
NORTH NAPLES HOSPITAL RESPIRATORY THERAPY DEPARTMENT			3	100%	3
CVS NE5714POCT OMAHA		2	1	33%	3
Kroger 627 - The Little Clinic Castleberry		2	1	33%	3
ASPEN VALLEY HOSPITAL			3	100%	3
CELEBRATION PRIMARY CARE ASSOCIATES LLC		3			3
NEW YORK STATE DEPARTMENT OF HEALTH		1	2	67%	3
HOCHBERG LOWER SCHOOL		3			3
NASSAU COUNTY HEALTH DEPARTMENT-FERNANDINA BEACH C		3			3
LPG PEDIATRICS AT LEHIGH ACRES		2	1	33%	3
Concordia Village of Tampa			3	100%	3
HEALTH EXPRESS		3			3
PEDIATRICS BY THE SEA JOG RD OFFICE			3	100%	3
LIFE CARE CENTER OF SKAGIT VALLEY		3			3
LITTLE SPURS PEDIATRIC URGENT CARE		1	2	67%	3
SAN JUAN REGIONAL MEDICAL CENTER		3			3
MINUTECLINIC DIAGNOSTIC OF NEVADA-9586		2	1	33%	3
CARECENTER PHARMACY, LLC		3			3
MINUTECLINIC, LLC #05891		2	1	33%	3
SSM HEALTH ST LOUIS MICROBIOLOGY LABORATORY		1	2	67%	3
AVALON MEDICAL GROUP		1	2	67%	3
MINUTECLINIC DIAGNOSTIC OF NEW MEXICO LLC #7552		3			3
CVS PA371POCT PHILADELPHIA		3			3
CORNERSTONE DRUG AND GIFT INC		3			3

COVID-19: testing by laboratory

Data through Apr 15, 2021 verified as of Apr 16, 2021 at 09:25 AM

Data in this report are provisional and subject to change.

The numbers in the table below represent the number of Florida and non-Florida residents for whom test results were received by the Department of Health. A person can be tested by more than one laboratory and can have both positive and negative results. **Therefore, the sum of the numbers in each column will be larger than the total number of people tested.**

Reporting lab	Inconclusive	Negative	Positive	Percent positive	Total
FAMILY CARE SPECIALISTS OF ORLANDO			3	100%	3
BAPTIST PRIMARY CARE, INC.		2	1	33%	3
AFC URGENT CARE/FARRAGUT			3	100%	3
NORTH DAKOTA DEPT OF HEALTH MICROBIOLOGY		1	2	67%	3
CVS IL8750POCT CHICAGO		1	2	67%	3
BROOKDALE ALTAMONTE SPRINGS			3	100%	3
Bainbridge Health and Rehab		3			3
CVS AZ7841POCT TUCSON		3			3
MINUTECLINIC DIAGNOSTIC OF VIRGINIA, LLC #392		3			3
EXPEDIAN URGENT CARE			3	100%	3
VIRTUA MEMORIAL HOSPITAL BURLINGTON COUNTY		1	2	67%	3
MEDEXPRESS URGENT CARE - NORTH LITTLE		2	1	33%	3
GEISINGER COMMUNITY MEDICAL CENTER			3	100%	3
LIFEGUARD AMBULANCE SERVICE LLC - BAY COUNTY			3	100%	3
WAL-MART STORES EAST LP		2	1	33%	3
MURFREESBORO MEDICAL CLINIC		3			3
US SPECIALTY LABS			3	100%	3
PROMPT CARE OF CENTRAL FLORIDA LLC			3	100%	3
BROADWAY HEALTH FLORIDA MEDICAL CLINIC URGENT CARE			3	100%	3
FLAGLER FAMILY MEDICINE PA			3	100%	3
MEDEXPRESS URGENT CARE-CHIPPEWA		2	1	33%	3
CVS MINUTE CLINIC DIAGNOSTIC MED GRP		3			3
MEDEXPRESS URGENT CARE - RUNNEMEDE		1	2	67%	3
TIEHH BIOTERRORISM RESPONSE LAB			3	100%	3
ALLIED PHYSICIANS GROUP PLLC		3			3
CVS MA969POCT PALMER		3			3
GILBERT MEDICAL GROUP		1	2	67%	3
15 TO KNOW			3	100%	3
CVS AZ1720POCT QUEEN CREEK		3			3
LEGACY ER AND URGENT CARE			3	100%	3
CERTIVIA LABORATORIES			3	100%	3
CVS MO5727POCT PLATTE CITY		3			3
PUBLIC HEALTH TRUST OF MIAMI DADE COUNTY			3	100%	3
SANFORD MOBILE LAB			3	100%	3
DASCENA LAB			3	100%	3
EXCEL URGENT CARE OF PARAMUS LLC		3			3
ADRIANA M CASTRO MD PA		3			3
HELIX LW UC		1	2	67%	3
OPENTRONS PRL		2	1	33%	3
GULF COAST IMMEDIATE CARE CENTER		1	2	67%	3
KISSIMMEE URGENT CARE		3			3
320 S TRANSIT ST		3			3
ONslow MEMORIAL HOSPITAL LABORATORY		3			3
IMMERSION RESIDENTIAL LLC			3	100%	3
Huntington Health Care and Rehabilitation Center		3			3
ACCESS HEALTH CARE		2	1	33%	3

COVID-19: testing by laboratory

Data through Apr 15, 2021 verified as of Apr 16, 2021 at 09:25 AM

Data in this report are provisional and subject to change.

The numbers in the table below represent the number of Florida and non-Florida residents for whom test results were received by the Department of Health. A person can be tested by more than one laboratory and can have both positive and negative results. **Therefore, the sum of the numbers in each column will be larger than the total number of people tested.**

Reporting lab	Inconclusive	Negative	Positive	Percent positive	Total
BROOME COUNTY HEALTH DEPARTMENT		2	1	33%	3
CVS CA9485POCT MISSION VIEJO		3			3
DELAWARE PUBLIC HEALTH LABORATORY		1	2	67%	3
SERENADES BY SONATA		1	2	67%	3
WOODMARK AT UPTOWN ASSISTED LIVING		3			3
WELLSTAR URGENT CARE SHALLOWFORD		1	2	67%	3
CVS TX2876POCT PROSPER		3			3
CVS MO10151POCT SPRINGFIELD		2	1	33%	3
HUMC		1	2	67%	3
CONCENTRA - PLANTATION		3			3
Michael J Crescenz VA Outpatient Dialysis Center		3			3
MEMORIAL HERMANN CONSOLIDATED LABORATORY SERVICES			3	100%	3
GREENTREE MEDICAL CENTER			3	100%	3
ADVANCED PEDIATRICS			3	100%	3
Medilodge of Montrose		3			3
CENTRAL DUPAGE HOSPITAL			3	100%	3
MINUTECLINIC, LLC #07876		2	1	33%	3
MEDEXPRESS URGENT CARE - CHERRY HILL		3			3
UHEALTH CORAL SPRINGS			3	100%	3
MARRA'S PHARMACY		3			3
OPTUM PRIMARY CARE - SILVER LAKES			3	100%	3
CVS CA9492POCT YORBA LINDA		3			3
EAST NAPLES PEDIATRICS			3	100%	3
MAYO CLINIC BEACHES PRIMARY CARE CTR		3			3
PEDIATRICS AND ADOLESCENT MEDICINE		2	1	33%	3
GENDERXPRESS/PICTURE ME PERFECT IMAGING			3	100%	3
BASCOM PALMER EYE INSTITUTE			3	100%	3
COMMUNITY MEDICAL CENTER			3	100%	3
GARDENS PEDIATRICS			3	100%	3
ISLAND NURSING HOME		2	1	33%	3
EMERALD TRACE		3			3
PATHOLOGY REFERENCE LAB LLC			3	100%	3
SOFTLAB			3	100%	3
Granville Center	1	2			3
CVS MA920POCT CLINTON		3			3
EASTMAN HEALTHCARE & REHAB		3			3
NEBRASKA DEPARTMENT OF HEALTH AND HUMAN SERVICES			3	100%	3
ADVENTHEALTH WATERMAN COMMUNITY CLINIC			3	100%	3
UNIVERSITY HEALTH SERVICES RIVER CAMPUS		2	1	33%	3
MEDEXPRESS URGENT CARE - WHEELING		2	1	33%	3
MINUTECLINIC, LLC #05814		3			3
CROSSROADS URGENT CARE PLLC		3			3
CARENOW-ATASCOCITA			3	100%	3
2412 LEBANON PIKE		2	1	33%	3
CARTERSVILLE MEDICAL CENTER		1	2	67%	3
Arbors at Marietta		3			3

COVID-19: testing by laboratory

Data through Apr 15, 2021 verified as of Apr 16, 2021 at 09:25 AM

Data in this report are provisional and subject to change.

The numbers in the table below represent the number of Florida and non-Florida residents for whom test results were received by the Department of Health. A person can be tested by more than one laboratory and can have both positive and negative results. **Therefore, the sum of the numbers in each column will be larger than the total number of people tested.**

Reporting lab	Inconclusive	Negative	Positive	Percent positive	Total
WALGREENS #05477		3			3
PICHARDO CLINIC, THE		1	2	67%	3
LEESBURG COMMUNITY HEALTH CENTERS			3	100%	3
CVS CT288POCT BRISTOL		2	1	33%	3
PREMIER MOBILE HEALTH SERVICES, LLC		1	2	67%	3
CCRX OF NORTH CAROLINA, LLC		2	1	33%	3
Kroger 571 - The Little Clinic Hendersonville		1	2	67%	3
MARYLAND STATE DEPT OF HEALTH	2		1	33%	3
NEXTCARE WYOMING LLC			3	100%	3
CATSKILL REGIONAL MEDICAL CENTER		3			3
DOUGLASVILLE NURSING AND REHABILITATION		3			3
INTERNAL MEDICINE AND WOUND CARE SPECIALIST LLC		3			3
APEX CLINICAL LABORATORIES INC		3			3
WHITE EARTH IHS MAIN LAB		3			3
EMORY CRAWFORD LONG HOSPITAL			3	100%	3
ST. LUKE'S HOSPITAL - BETHLEHEM CAMPUS		1	2	67%	3
NOVA SOUTHEASTERN UNIVERSITY		2	1	33%	3
HELIX BIOMEDICS LLC			3	100%	3
FLORIDA MENTOR-POINT WEST CLUSTER		3			3
The Good Shepherd		3			3
TRINITY PEDIATRICS			3	100%	3
TRISTAR WELLNESS, LLC		3			3
URGENT DOC - URGENT CARE CLINIC			3	100%	3
Englewood Health and Rehab			3	100%	3
MID FLORIDA CLINICAL LABORATORY		2	1	33%	3
TARRANT COUNTY PUBLIC HEALTH		3			3
CVS MA217POCT TEWKSBURY		3			3
WALGREENS NO 19542		3			3
ALLIANCE LABS @LRMC			3	100%	3
SOUTH LAKE FAMILY HEALTH CENTER			3	100%	3
SOUTHCARE PHARMACY INC		1	2	67%	3
KIDSVILLE PEDIATRICS IV PA		1	2	67%	3
OLYMPUS HEALTH AND PERFORMANCE			3	100%	3
ALLEGHENY GENERAL HOSPITAL			3	100%	3
St. Josephs Hospital		1	2	67%	3
ST. PETERSBURG PEDIATRICS- 38TH AVENUE			3	100%	3
CVS NJ837POCT MARLTON		3			3
ADVANCED URGENT CARE CENTER OF THE UPPER KEYS		1	2	67%	3
SUNDALE NURSING HOME		3			3
BARONESS ERLANGER HOSPITAL		3			3
Westside Terrace		3			3
CRISP REGIONAL HOSPITAL		3			3
GARCIA MORALES NELSON			3	100%	3
EFFINGHAM HOSP, INC, DBA EFFINGHAM HEALTH		3			3
CORMEUM LAB SERVICES, LLC			3	100%	3
ADVANCED MEDICAL RESEARCH CENTER LLC			3	100%	3

COVID-19: testing by laboratory

Data through Apr 15, 2021 verified as of Apr 16, 2021 at 09:25 AM

Data in this report are provisional and subject to change.

The numbers in the table below represent the number of Florida and non-Florida residents for whom test results were received by the Department of Health. A person can be tested by more than one laboratory and can have both positive and negative results. **Therefore, the sum of the numbers in each column will be larger than the total number of people tested.**

Reporting lab	Inconclusive	Negative	Positive	Percent positive	Total
MID-FLORIDA PATHOLOGY LLC - MOBILE UNIT # 3		1	2	67%	3
SHANDS AT LAKE SHORE LAB		1	2	67%	3
VIRGINIA DEPARTMENT OF HEALTH DIVISION OF			3	100%	3
BAPTIST OUTPATIENT SERVICES			3	100%	3
SUMMIT MEDICAL GROUP - WEST ORANGE		3			3
MANORCARE NURSING & REHABILITATION CENTER-NAPLES		3			3
CVS RI326POCT NORTH SMITHFIELD		3			3
AVANTE INVERNESS		1	2	67%	3
NHC DICKSON		3			3
MEDEXPRESS URGENT CARE, BELLE VERNON		3			3
SENTARA NORFOLK GENERAL HOSPITAL CENTRAL LAB			3	100%	3
NEMOURS CHILDRENS PRIMARY CARE MAITLAND			3	100%	3
CVS IN6551POCT MOORESVILLE		3			3
OMNI HEALTHCARE INC		1	2	67%	3
HEARTLAND - CHARLESTON OF HANAHAN SC,		3			3
SOLERA SPECIALTY PHARMACY LLC		2	1	33%	3
VALHALLA MEDICS		3			3
CVS NC7548POCT FUQUAY VARINA		2	1	33%	3
CVS TX19POCT SPRING		3			3
ADVENTHEALTH SEBRING- INFECTION CONTROL DEPARTMENT			3	100%	3
Lakeview Village		3			3
VELOCITY CARE			3	100%	3
Kroger 448 - The Little Clinic Mason		3			3
QUALITY LABORATORY SERVICE		2	1	33%	3
TAMPA		1	2	67%	3
FLORIDA HOSPITAL PHYSICIANS GROUP		1	2	67%	3
FULGENT GENETICS HOUSTON		3			3
CALLE OCHO DIALYSIS			3	100%	3
WYOMING DEPT OF HEALTH			3	100%	3
ROYAL PALM RETIREMENT CENTRE		3			3
FREDERICK MEMORIAL HOSPITAL			3	100%	3
Hackensack Univ Medical Center At Pasc		2	1	33%	3
MEDEXPRESS URGENT CARE - DANVILLE		3			3
MIDWAY SPECIALTY CARE RX LLC		1	2	67%	3
CVS NE8616POCT LINCOLN		1	2	67%	3
QUEST DIAGNOSTICS CLINICAL LABORATORIES INC		2	1	33%	3
NASSAU COUNTY HEALTH DEPARTMENT		3			3
ORLANDO REGIONAL HEALTH SERVICES		1	2	67%	3
BRADENTON PHYSICIAN MEDICAL CENTER			3	100%	3
UC CORAL GABLES		1	2	67%	3
CVS OH4359POCT HUDSON		3			3
PANCARE HEALTH - FRANKLIN CO			3	100%	3
AUSTIN PUBLIC HEALTH			3	100%	3
FOUR WINDS BEHAVIORAL HEALTH		3			3
MEDEXPRESS URGENT CARE-WILKINS TOWNSHIP, WILLIAM PENN HIGHWAY		3			3
Kroger 387 - The Little Clinic Hubbards Lane		3			3

COVID-19: testing by laboratory

Data through Apr 15, 2021 verified as of Apr 16, 2021 at 09:25 AM

Data in this report are provisional and subject to change.

The numbers in the table below represent the number of Florida and non-Florida residents for whom test results were received by the Department of Health. A person can be tested by more than one laboratory and can have both positive and negative results. **Therefore, the sum of the numbers in each column will be larger than the total number of people tested.**

Reporting lab	Inconclusive	Negative	Positive	Percent positive	Total
CLINICA HISPANIA			3	100%	3
MEDEXPRESS URGENT CARE - ROCKAWAY		3			3
JOJAN PHARMA INC		3			3
TEMPUS_LABS			3	100%	3
SOUTH COUNTY MENTAL HEALTH CENTER INC			3	100%	3
CVS IL2297144CV CHICAGO		3			3
AKRON GENERAL MEDICAL CENTER MAIN		3			3
RAPID CITY RUGENT CARE			3	100%	3
PENSACOLA MEDICAL CLINIC LLC			3	100%	3
WOMACK ARMY MEDICAL CENTER			3	100%	3
ADVICE FOR OPTIMAL WELLNESS, INC			3	100%	3
SCHIFF CENTER FOR LIVER DISEASES		1	2	67%	3
NOVANT HEALTH PRESBYTERIAN		2	1	33%	3
SOUTHEAST GEORGIA HEALTH SYSTEM BRUNS		3			3
ADVANCE FAMILY PRACTICE LLC□			3	100%	3
EASTSIDE MEDICAL CENTER		3			3
AMI ST FRANCIS HOSPITAL LABORATORY		2	1	33%	3
UNIVERSITY OF KANSAS MEDICAL CENTER			3	100%	3
PROHEALTH PRIMARY CARE - GLEN OAKS		3			3
ORLANDO AIRPORT DIALYSIS		3			3
Grandview Health Care Center		3			3
VA OUTPATIENT CLINIC-NEW PORT RICHEY			3	100%	3
TERRACE OF ST CLOUD, THE		2	1	33%	3
CVS PHARMACY INC DBA CVS/PHARMACY #10908		3			3
MEMORIAL HERMANN			3	100%	3
ESCO DRUG CO INC		3			3
ALL PEDIATRIC CARE PA			2	100%	2
TMH EC NORTHEAST LABORATORY			2	100%	2
WELLSTAR DOUGLAS HOSPITAL LABORATORY		2			2
CAREWELL JW - WORCESTER LNC			2	100%	2
GREEN RIVER MEDICAL CENTER			2	100%	2
COOPER CLINIC			2	100%	2
Walgreens #10207		2			2
MEDEXPRESS URGENT CARE - CEDAR KNOLLS		2			2
LIFEGUARD AMBULANCE SERVICE LLC, TEXAS			2	100%	2
DELRAY BEACH HEALTH CENTER			2	100%	2
CVS MA1179POCT HUDSON		1	1	50%	2
ATHENA CARE RESOURCES LLC		2			2
AYASS BIOSCIENCE LLC			2	100%	2
CORTLAND PARK REHABILITATION AND NURSING CENTER		1	1	50%	2
Kroger 647 - The Little Clinic Newnan Crossings		1	1	50%	2
FLORIDA DEPARTMENT OF HEALTH IN LEE COUNTY		1	1	50%	2
RUST MEDICAL CENTER		2			2
PTC LABORATORIES			2	100%	2
PRECISION CLINICAL RESEARCH			2	100%	2
MINERS COLFAX MEDICAL CENTER		2			2

COVID-19: testing by laboratory

Data through Apr 15, 2021 verified as of Apr 16, 2021 at 09:25 AM

Data in this report are provisional and subject to change.

The numbers in the table below represent the number of Florida and non-Florida residents for whom test results were received by the Department of Health. A person can be tested by more than one laboratory and can have both positive and negative results. **Therefore, the sum of the numbers in each column will be larger than the total number of people tested.**

Reporting lab	Inconclusive	Negative	Positive	Percent positive	Total
Medilodge of Monroe		2			2
AMERICAN RESEARCH CENTERS OF FLORIDA			2	100%	2
RANDOLPH COUNTY HEALTH & REHABILITATIO		2			2
U OF MIAMI MILLER SCHOOL OF MEDICINE			2	100%	2
PHOEBE BERKS HEALTH CARE CENTER		2			2
TRICORE REFERENCE LABORATORY		1	1	50%	2
PRECISION DIAGNOSTIC INC		2			2
Buena Vista Care Center		2			2
Kroger 667 - The Little Clinic Litchfield Park		2			2
RAPID MEDLAB (002MO)		2			2
NORTH MANATEE HEALTH CARE CENTER			2	100%	2
IN AND OUT URGENT CARE			2	100%	2
PINARD HOME HEALTH SERVICES INC			2	100%	2
DELRAY BEACH HEALTH DEPT LAB			2	100%	2
WISCONSIN STATE LABORATORY OF HYGIENE		1	1	50%	2
BAYFRONT CARDIOVASCULAR ASSOCIATES		1	1	50%	2
US LABS		2			2
PEACEHEALTH CENTRAL		2			2
DNA DIAGNOSTICS CENTER		2			2
METHODIST MANSFIELD MEDICAL CENTER			2	100%	2
REHOBOTH MCKINLEY CHRISTIAN HOSPITAL		2			2
GIGI WOOD DAVIS DO-FAMILY MEDICINE		2			2
OAKMONT OF UNION SC, LLC		2			2
BAYLOR COLLEGE OF MEDICINE			2	100%	2
AHC PARIS		2			2
BERNHARDT LABORATORIES INC			2	100%	2
MEDEXPRESS URGENT CARE - ST CLAIR, CLOVER DR.		1	1	50%	2
NATHAN LITTAUER HOSPITAL LAB		2			2
Good Samaritan Society-Blackduck		1	1	50%	2
PROFESSIONAL DIALYSIS CENTER			2	100%	2
MEDEXPRESS URGENT CARE - DERBY N ROCK		2			2
BAPTIST HOSPITAL OF MIAMI MCI BROWARD LABORATORY			2	100%	2
APC PEDIATRICS			2	100%	2
CVS OH4327POCT PAINESVILLE		2			2
GULF COAST REGIONAL MEDICAL CARE		2			2
EXPRESS CARE OF LEESBURG			2	100%	2
PRIMARY CARE SERVICES AT EDGEWATER		2			2
INA		1	1	50%	2
SHEPHERD CENTER CLINICAL LABORATORY		2			2
VETERANS AFFAIRS MEDICAL CENTER - GREATER LOS ANGELES			2	100%	2
ORLANDO LUTHERAN TOWERS		1	1	50%	2
SPARTANBURG REGIONAL MEDICAL CENTER			2	100%	2
MD NOW URGENT CARE MEDICAL CENTERS INC			2	100%	2
MOBILE COUNTY HEALTH DEPARTMENT		1	1	50%	2
WARE EXPRESS CARE			2	100%	2
MEDEXPRESS - WILMINGTON KIRKWOOD HIGHWAY		2			2

COVID-19: testing by laboratory

Data through Apr 15, 2021 verified as of Apr 16, 2021 at 09:25 AM

Data in this report are provisional and subject to change.

The numbers in the table below represent the number of Florida and non-Florida residents for whom test results were received by the Department of Health. A person can be tested by more than one laboratory and can have both positive and negative results. **Therefore, the sum of the numbers in each column will be larger than the total number of people tested.**

Reporting lab	Inconclusive	Negative	Positive	Percent positive	Total
PALMETTO BAY MEDICAL CENTER		1	1	50%	2
ELITE MEDICAL LABORATORY SOLUTIONS LLC			2	100%	2
ST. JOSEPH REGIONAL MEDICAL CENTER			2	100%	2
ELEVATION HEALTH LABORATORY		2			2
CVS MN663POCT APPLE VALLEY		2			2
Kroger 519 - The Little Clinic Georgesville Square		2			2
Cortland Acres Association		2			2
CARINGPLUS HOMECARE LLC		1	1	50%	2
SOUTHEASTERN INSTITUTE OF RESTORATIVE MEDICINE		1	1	50%	2
SAWGRASS PEDIATRIC PARTNERS LLC			2	100%	2
DEER'S HEAD CENTER		2			2
TWIN LAKES REHAB & HEALTHCARE		2			2
Greystone Nursing and Rehab, LLC			2	100%	2
ASANTE THREE RIVERS MEDICAL CENTER LAB		2			2
ROUTE 16 PHARMACY LLC DBA HOLLAND PHAR		2			2
Walgreens #19019		2			2
ASCENSION ST VINCENT'S RIVERSIDE			2	100%	2
COASTAL PEDIATRIC CARE			2	100%	2
NORTHSIDE FAMILY MEDICINE AND URGENT CARE (EAST COBB)		2			2
John L. McClellan Memorial Veterans Hospital		2			2
Holiday Retirement Home			2	100%	2
ACCESS MEDICAL GROUP OF TAMPA II, INC		2			2
CVS MA137POCT QUINCY		2			2
NAVAL MEDICAL CENTER			2	100%	2
87TH MEDICAL GROUP - MCGUIRE AMBULATORY CARE FACILITY		2			2
INTERNAL MEDICINE SPECIALISTS MEDICAL GROUP, PA		2			2
THOMASVILLE REGIONAL MEDICAL CENTER		2			2
Manorcare Health Services - Williamsport South		2			2
MYKIDZMD PEDIATRICS PLLC		2			2
STARR COUNTY MEMORIAL HOSPITAL			2	100%	2
Bedford Care Center of Hattiesburg		2			2
Kroger 400 - The Little Clinic Hartley Bridge Rd		1	1	50%	2
Cottage of the Shoals		2			2
PRIMARY HEALTH CARE ASSOCIATES INC			2	100%	2
MEDEXPRESS URGENT CARE - WOODBURY			2	100%	2
MEDEXPRESS URGENT CARE, MOSSIDE		2			2
MORRISTOWN MEMORIAL HOSPITAL		2			2
CQUENTIA NGS, LLC			2	100%	2
SARASOTA MEMORIAL MEDICAL URGENT CARE CENTER			2	100%	2
FLORIDA MEDICAL CLINIC IM LUTz			2	100%	2
APPLING NURSING & REHABILITATION PAVIL		2			2
MOORE CLINICAL RESEARCH INC			2	100%	2
WALGREENS #06583		2			2
NORTON IMMEDIATE CARE CENTER - PRESTON			2	100%	2
REELFOOT FAMILY WALK IN CLINIC - TIPT		2			2
EXPRESS CARE OF THE SHOALS		1	1	50%	2

COVID-19: testing by laboratory

Data through Apr 15, 2021 verified as of Apr 16, 2021 at 09:25 AM

Data in this report are provisional and subject to change.

The numbers in the table below represent the number of Florida and non-Florida residents for whom test results were received by the Department of Health. A person can be tested by more than one laboratory and can have both positive and negative results. **Therefore, the sum of the numbers in each column will be larger than the total number of people tested.**

Reporting lab	Inconclusive	Negative	Positive	Percent positive	Total
AMERICAN MEDICAL LABORATORIES			2	100%	2
UT AUSTIN UNIVERSITY HEALTH SERVICES			2	100%	2
Harbor House		2			2
Kroger 687 - The Little Clinic Sugar Hill		1	1	50%	2
FRESENIUS KIDNEY CARE SOUTH ST PETERSBURG			2	100%	2
SIGNATURE CARE LEWISVILLE-EMERGENCY CENTER		1	1	50%	2
PUBLIX PHARMACY #1092		2			2
FALCON HEALTH CENTER			2	100%	2
MATHER HOSPITAL			2	100%	2
KJ MEDICAL PRACTICE PC		2			2
ADVENT HEALTH CENTRAL TEXAS		1	1	50%	2
INNOVATIVE CARE II LLC			2	100%	2
CHNJ		2			2
HOLY FAMILY MEDICAL CENTER		1	1	50%	2
LEGACY ER & URGENT CARE - FRISCO WEST			2	100%	2
SCIENTIFIC LABORATORY COMPANY		2			2
TRINITAS REGIONAL MEDICAL CENTER		1	1	50%	2
MEDSTAR HARBOR HOSPITAL			2	100%	2
FIRST PREVENTION AND DIALYSIS CENTER LLC			2	100%	2
First Care Living Center/Essentia Health			2	100%	2
INSPIRE HEALTHCARE CENTER			2	100%	2
ONTARIO COUNTY PUBLIC HEALTH		2			2
MEASE COUNTRYSIDE HOSPITAL CARDIAC REH			2	100%	2
CVS IN6608POCT NEW PALESTINE			2	100%	2
ALVERNO CLINICAL LABORATORIES			2	100%	2
SHANDS JACKSONVILLE CLINICAL CENTER		1	1	50%	2
HERNANDO CHILDREN'S			2	100%	2
MASSENA HOSPITAL LABORATORY		2			2
ONE MEDICAL GROUP		1	1	50%	2
Kroger 596 - The Little Clinic Brentwood		2			2
SCHEURER HOSPITAL		2			2
BENEVA LAKES ASSISTED LIVING CENTER			2	100%	2
PEACE RIVER MEDICAL CENTER		2			2
AMEDISYS HOME HEALTH OF GREENVILLE			2	100%	2
Robert Cranfield			2	100%	2
GOLDSTEIN			2	100%	2
SAMARITAN PACIFIC COMMUNITIES HOSPITAL		2			2
Kroger 096 - The Little Clinic Orchard and Holly		2			2
MC MEDICAL			2	100%	2
COLUMBIA COTTAGE		2			2
CVS IL2788POCT BUFFALO GROVE		2			2
MEDEXPRESS URGENT CARE-BLOOMFIELD AVEN		2			2
Advanced Rehabilitation and Healthcare of Wichita Falls		2			2
ADVENTHEALTH CENTRA CARE POINCIANA			2	100%	2
MINUTECLINIC MINUTECLINIC #4978		1	1	50%	2
DOCTOR'S IN-HOUSE LAB/COMMUNITY HEALTH CENTERS OF PINELLAS - JOHNNIE R			2	100%	2

COVID-19: testing by laboratory

Data through Apr 15, 2021 verified as of Apr 16, 2021 at 09:25 AM

Data in this report are provisional and subject to change.

The numbers in the table below represent the number of Florida and non-Florida residents for whom test results were received by the Department of Health. A person can be tested by more than one laboratory and can have both positive and negative results. **Therefore, the sum of the numbers in each column will be larger than the total number of people tested.**

Reporting lab	Inconclusive	Negative	Positive	Percent positive	Total
MEDEXPRESS URGENT CARE - WICHITA, N MAIZE RD		1	1	50%	2
OAKMONT EAST- GREENVILLE SC, LLC		2			2
BRANDYWYNE HEALTH CARE CENTER			2	100%	2
PM PEDIATRICS OF SELDEN, PLLC		2			2
WOMENS CARE FLORIDA LLC-LABORATORY		2			2
HEALTH FIRST MEDICAL GROUP			2	100%	2
CVS NC4169POCT FAYETTEVILLE		2			2
Manorcare Health Services West Reading North		2			2
MEDEXPRESS URGENT CARE - BENTON		2			2
MERCY MEDICAL CENTER INC		1	1	50%	2
MCCALLIE SCHOOL-STUDENT HEALTH CENTER		2			2
INN AT LAPOSADA,THE			2	100%	2
Q ALL CARE MEDICAL PC		2			2
OUR LADY OF THE LAKE REGIONAL MEDICAL CENTER			2	100%	2
ROBINSON FAMILY CLINIC PA			2	100%	2
MEDAILLE COLLEGE WELLNESS CENTER		2			2
AFC URGENT CARE CLEVELAND			2	100%	2
STOP URGENT CARE			2	100%	2
ST. ELIZABETH HEALTHCARE			2	100%	2
WASHINGTON STATE DEPARTMENT OF HEALTH PUBLIC HEALTH LABORATORIES			2	100%	2
NORTHEAST FLORIDA HEALTH SERVICES, INC DBA FAMILY HEALTH SOURCE			2	100%	2
MANSFIELD MEDICAL LODGE			2	100%	2
CVS OH3329POCT LAKEWOOD		2			2
Warren Center for Rehabilitation and Nursing		2			2
CVS OH2381POCT LEWIS CENTER		2			2
SAFE PMC		2			2
CVS OK6225POCT EDMOND		2			2
JOHN D. ARCHBOLD MEM. HOSPITAL			2	100%	2
MEDEXPRESS URGENT CARE PENNSVILLE		2			2
GET WELL EXPRESS URGENT CARE & WALK-IN CLINIC			2	100%	2
CHAPPEL GROUP RESEARCH, THE		2			2
FLORIDA PRIMARY CARE CENTER PA		2			2
DURAND SENIOR CARE & REHAB CENTER		2			2
Kroger 739 - The Little Clinic La Grange Road		2			2
WAKULLA URGENT CARE & DIAGNOSTIC			2	100%	2
NEMOURS CHILDREN'S PRIMARY CARE OF VERO BEACH			2	100%	2
BIOHEALTH MEDICAL LAB INC			2	100%	2
SUNBRIDGE CARE & REHAB FOR DECATUR		2			2
MANISTEE COUNTY MEDICAL CARE FACILITY		2			2
ALBUQUERQUE - AMG SPECIALTY HOSPITAL		2			2
BRENTWOOD AT FORE RANCH			2	100%	2
TWELVE OAKS RECOVERY CENTER			2	100%	2
BAYMEADOWS PRIMARY CARE		2			2
CORNERSTONE MEDICAL CARE OF BRANDON		2			2
PREVENTIVE HEALTH PARTNERS I L S C		2			2
Tuscola County Medical Care Community		2			2

COVID-19: testing by laboratory

Data through Apr 15, 2021 verified as of Apr 16, 2021 at 09:25 AM

Data in this report are provisional and subject to change.

The numbers in the table below represent the number of Florida and non-Florida residents for whom test results were received by the Department of Health. A person can be tested by more than one laboratory and can have both positive and negative results. **Therefore, the sum of the numbers in each column will be larger than the total number of people tested.**

Reporting lab	Inconclusive	Negative	Positive	Percent positive	Total
BOSTON PUBLIC HEALTH COMMISSION			2	100%	2
THE HOSPITAL OF PROVIDENCE EMERGENCY ROOM			2	100%	2
ADVANCED MEDICAL CARE			2	100%	2
MEMORIAL HOSPITAL OF SOUTH BEND			2	100%	2
HARRINGTON PARK HEALTH AND REHAB		2			2
Stillwater Healthcare		2			2
JRS LABORATORY			2	100%	2
VALUE DRUGS BRONXVILLE INC		2			2
The Friendly Home		2			2
MC DIAGNOSTIC OF CONNECTICUT, PC #252		1	1	50%	2
MINUTECLINIC DIAGNOSTIC OF VIRGINIA, LLC #1980		2			2
COVANCE			2	100%	2
WELL-KEY URGENT CARE SEVIERVILLE			2	100%	2
FHPG SURGICAL ASSOCIATES OF EAST PASCO			2	100%	2
CIGNA GATEWAY			2	100%	2
ROCKWALL URGENT CARE			2	100%	2
PROSPECT URGENT CARE			2	100%	2
IM&P WELLNES CENTER			2	100%	2
MADISON HOSPITAL LABORATORY			2	100%	2
CVS NJ1927POCT GREEN BROOK		2			2
ALABAMA REFERENCE LAB			2	100%	2
PruittHealth Lakehaven		2			2
VITAL CARE CLINIC, LLC			2	100%	2
Kroger 686 - The Little Clinic Farragut		2			2
LEHIGH MEDICAL AND RESEARCH CENTER, INC			2	100%	2
ACN PHYSICIANS GROUP CORP			2	100%	2
ST ANTHONY COMMUNITY HOSPITAL LAB		1	1	50%	2
MIDDLEBURG VA CBOC		2			2
ASSOCIATES IN INTERNAL MEDICINE PA			2	100%	2
CLEMENT J ZABLOCKI VAMC		2			2
OSF SAINT FRANCIS MEDICAL CENTER			2	100%	2
ROBERTS WESLEYAN COLLEGE HEALTH CENTE		2			2
GUARDIAN HOME CARE OF CENTRAL GEORGIA		2			2
MIRAMAR KIDNEY CENTER		1	1	50%	2
AHC Forest cove		2			2
TEQUESTA FAMILY MEDICAL CENTER LLC			2	100%	2
RIVER CITY MEDICAL ASSOCIATES, INC			2	100%	2
SKY LAKES MEDICAL CENTER		2			2
BAPTIST HEALTH LEXINGTON			2	100%	2
INTERNAL MEDICINE ASSOCIATES-DUNELLON			2	100%	2
SOUTH DAKOTA DEPARTMENT OF HEALTH		2			2
MID-FLORIDA HEMATOLOGY AND ONCOLOGY CENTERS		2			2
WALGREENS NO 10512		1	1	50%	2
BROOKSVILLE DIALYSIS			2	100%	2
ALCALA PHARMACEUTICALS			2	100%	2
ANDERSON COUNTY HOSPITAL			2	100%	2

COVID-19: testing by laboratory

Data through Apr 15, 2021 verified as of Apr 16, 2021 at 09:25 AM

Data in this report are provisional and subject to change.

The numbers in the table below represent the number of Florida and non-Florida residents for whom test results were received by the Department of Health. A person can be tested by more than one laboratory and can have both positive and negative results. **Therefore, the sum of the numbers in each column will be larger than the total number of people tested.**

Reporting lab	Inconclusive	Negative	Positive	Percent positive	Total
ONslow COUNTY HEALTH DEPARTMENT			2	100%	2
CENTRAL FLORIDA FAMILY HEALTH CENTER		2			2
MISSION HOSPITAL REGIONAL MEDICAL CENTER			2	100%	2
VENETIAN GARDENS		2			2
Southern Pines Healthcare Center		1	1	50%	2
Kroger 407 - The Little Clinic Lexington		1	1	50%	2
SOUTHEAST GEORGIA HEALTH SERVICES, LLC		2			2
HAILE MEDICAL GROUP PA		2			2
Walgreens #9890		2			2
HAWAII DEPARTMENT OF HEALTH			2	100%	2
ANNE ARUNDEL MEDICAL CENTER			2	100%	2
UNITY LONGPOND		2			2
EXCUSED ABSENCE PLLC		2			2
Life Care Center of Elyria		2			2
METHODIST HEALTHCARE - MEMPHIS HOSP		2			2
Piney Grove Nursing and Rehabilitation Center		2			2
CHRISTUS SPOHN HOSPITAL			2	100%	2
Bethel Lutheran Home		2			2
CITRUS DERMATOLOGY			2	100%	2
CVS NV2989POCT NORTH LAS VEGAS		1	1	50%	2
MEMORIAL HOSPITAL WEST			2	100%	2
CVS OH6164POCT DELAWARE		2			2
BLOSSOMS ASSISTED LIVING 1 LLC			2	100%	2
DEVLAB, LLC			2	100%	2
St. Luke's Care Center		2			2
BELLIN HOSPITAL			2	100%	2
MEDEXPRESS URGENT CARE - WEXFORD		2			2
HOLY TRINITY PHARMACY LLC		2			2
Kroger 101 - The Little Clinic Hill Top		2			2
THE FOUNTAIN AT BOCA CIEGA BAY		2			2
MEDCARE		2			2
CARENOW LENEXA			2	100%	2
CVS CA9497POCT IRVINE		2			2
Hartwell Health and Rehabilitation		2			2
INTERMOUNTAIN MEDICAL CENTER			2	100%	2
NYU LANGONE HUNTINGTON MEDICAL GROUP		2			2
CVS MA299POCT WORCESTER		2			2
WISE HEALTH SYSTEM		1	1	50%	2
Jersey City Medical Center		2			2
DOWN HOME MEDICAL			2	100%	2
NIAGARA APOTHECARY INC		2			2
WE CARE HOME HEALTH SOLUTIONS LLC			2	100%	2
TRINITY DIALYSIS			2	100%	2
AFC PHYSICIANS OF FLORIDA, PA			2	100%	2
HANOVER ENDOSCOPY CENTER		2			2
EASTLAKE MEDICAL CENTER		2			2

COVID-19: testing by laboratory

Data through Apr 15, 2021 verified as of Apr 16, 2021 at 09:25 AM

Data in this report are provisional and subject to change.

The numbers in the table below represent the number of Florida and non-Florida residents for whom test results were received by the Department of Health. A person can be tested by more than one laboratory and can have both positive and negative results. **Therefore, the sum of the numbers in each column will be larger than the total number of people tested.**

Reporting lab	Inconclusive	Negative	Positive	Percent positive	Total
SPECIALTY LABORATORIES			2	100%	2
LABRADOR PRIMARY CARE CENTER			2	100%	2
BUCKINGHAM PAVILION INC		2			2
HMH HOSPITALS CORPORATION		2			2
Workmens Circle Multicare Center		2			2
HAMILTON COUNTY HEALTH DEPARTMENT		2			2
EXPRESS CARE WALK-IN CLINIC			2	100%	2
CVS OH2540POCT HILLIARD		2			2
VIRGINIA DEPT OF HEALTH OFFICE OF EPIDEMIOLOGY			2	100%	2
HEALTH & REHAB CTR AT DOLPHINS VIEW, THE			2	100%	2
TEMPLE UNIVERSITY HOSPITAL			2	100%	2
ST LUKES HOSPITAL			2	100%	2
PATIENT FIRST-BATTLEFIELD			2	100%	2
Jackson Health Care Facility			2	100%	2
DALLAS MEDICAL CENTER			2	100%	2
MASSACHUSETTS DEPARTMENT OF HEALTH			2	100%	2
MINUTECLINIC DIAGNOSTIC OF KANSAS, PC		2			2
SHERIDAN AT HOBE SOUND, THE			2	100%	2
SUMMIT CLINICAL LABORATORIES LLC			2	100%	2
CIRRUS DX			2	100%	2
COLD SPRING HILLS CENTER FOR NURSING A		2			2
MEDEXPRESS URGENT CARE - LINCOLN		2			2
Kroger 328 - The Little Clinic Henderson Road		2			2
MEASE MANOR MEMORY CARE		2			2
Luther Acres Manor		2			2
CVS MI8287POCT MACOMB		2			2
NATIONWIDE LABORATORY SERVICES		1	1	50%	2
VISITING PHYSICIANS OF THE TREASURE COAST LLC			2	100%	2
PBSO HEALTH AND WELLNESS CENTER			2	100%	2
OAKBRIDGE TERRACE AT SAE			2	100%	2
Charles George VAMC		2			2
Kroger 745 - The Little Clinic Somerset		2			2
KINGSWAY MEDICAL CENTER INC			2	100%	2
CREATIVE HEALTH CENTER			2	100%	2
Tidelands Health Rehabilitation Hospital			2	100%	2
LIFETIME FAMILY URGENT CARE			2	100%	2
MEDEXPRESS URGENT CARE - SOUTH CHARLESTON		2			2
BIRMINGHAM INTERNAL MEDICINE ASSOCIATE		1	1	50%	2
MAINE CENTER FOR DISEASE CONTROL AND PREVENTION			2	100%	2
OCEAN MEDICAL CENTER		1	1	50%	2
ABRAKIDABRA PEDIATRIC CLINIC LLC			2	100%	2
AdventHealth Care Center Orlando North			2	100%	2
BAYCARE LABORATORIES			2	100%	2
SUMMIT URGENT CARE PS			2	100%	2
QUALITY URGENT CARE CENTER		1	1	50%	2
PALM BEACH DIABETES & ENDOCRINE SPECIALISTS PA			2	100%	2

COVID-19: testing by laboratory

Data through Apr 15, 2021 verified as of Apr 16, 2021 at 09:25 AM

Data in this report are provisional and subject to change.

The numbers in the table below represent the number of Florida and non-Florida residents for whom test results were received by the Department of Health. A person can be tested by more than one laboratory and can have both positive and negative results. **Therefore, the sum of the numbers in each column will be larger than the total number of people tested.**

Reporting lab	Inconclusive	Negative	Positive	Percent positive	Total
GERM BUSTERS 911 LLC			2	100%	2
HEAD 2 TOE PEDIATRICS, PLLC		1	1	50%	2
ADVENTHEALTH EAST ORLANDO EMPLOYEE CLINIC		2			2
SHELBYVILLE HOSPITAL COMPANY		2			2
MEDRITE MEDICAL CARE PC		2			2
KEY WEST HMA PHYSICIAN MANAGEMENT, LLC			2	100%	2
New Jersey Aim At Smg		2			2
CVS AZ9277POCT TUCSON		2			2
Kroger 020 - The Little Clinic Wheat Ridge		2			2
CVS OH5457POCT POWELL		2			2
BOCA RATON REGIONAL HOSPITAL INC			2	100%	2
FEDERAL CORRECTIONAL INSTITUTION MARIANNA			2	100%	2
HEALTH GROUP CENTER INC			2	100%	2
HIGHLAND PARK LAKEWOOD PRESTON HOLLOW			2	100%	2
AZALEA HEALTH AND REHABILITATION		2			2
MEDEXPRESS URGENT CARE-MT PLEASANT		1	1	50%	2
TENNESSEE VALLEY HCS			2	100%	2
UNITED MEMORIAL MEDICAL CENTER			2	100%	2
GREEN POINT RX INC DBA ALTRU CHEMISTS		2			2
DOCTORS MEDICAL CTR OF WALTON COUNTY			2	100%	2
WyndRidge Health & Rehabilitation		2			2
NORTH MCALLEN PEDIATRIC CENTER			2	100%	2
URGENT CARE AND SURGERY CENTER			2	100%	2
MAYO CLINIC GROUP PRACTICE LABORATORY			2	100%	2
Absolut Care at Three Rivers		2			2
PALMETTO FAMILY HEALTH CENTER			2	100%	2
MAIN STREET MEDICAL CENTERS		2			2
RENE F CEDENO DMD PA		2			2
Beth Sholom Home of Eastern Virginia		1	1	50%	2
441 URGENT CARE-MULBERRY			2	100%	2
MEDERI CARETENDERS		1	1	50%	2
MARCO ISLAND HOSPITAL INC D/B/A		1	1	50%	2
MERCY CONVENIENT CARE			2	100%	2
CEDARS-SINAI MEDICAL CENTER			2	100%	2
MEDEXPRESS URGENT CARE - OMAHA N 72 ST		2			2
VELOCITY URGENT CARE			2	100%	2
NEW YORK PSYCHIATRIC INSTITUTE		2			2
PUTNAM COUNTY PUBLIC HEALTH UNIT		2			2
ManorCare Health Services Peters Township		2			2
ASPIRUS RIVERVIEW HOSPITAL & CLINICS INC		1	1	50%	2
AUSTIN REGIONAL CLINIC MICROBIOLOGY LAB			2	100%	2
Green Mountain Nursing and Rehabilitation		2			2
ACKERMAN CANCER CENTER		2			2
PLASMA MED RESEARCH DBA		2			2
ADVANCED MEDICAL OF FLORIDA			2	100%	2
MAGNOLIA ADULT, LLC			2	100%	2

COVID-19: testing by laboratory

Data through Apr 15, 2021 verified as of Apr 16, 2021 at 09:25 AM

Data in this report are provisional and subject to change.

The numbers in the table below represent the number of Florida and non-Florida residents for whom test results were received by the Department of Health. A person can be tested by more than one laboratory and can have both positive and negative results. **Therefore, the sum of the numbers in each column will be larger than the total number of people tested.**

Reporting lab	Inconclusive	Negative	Positive	Percent positive	Total
EXPRESS PHARMACY INC		1	1	50%	2
RAPID MD			2	100%	2
GILA REGIONAL MEDICAL CENTER		2			2
KIVA AT MOUNT DORA			2	100%	2
GOLISANO PEDIATRICS PORT CHARLOTTE HARBOR		2			2
WillowBrooke Court at Westminster Village		2			2
FLAGLER PROFESSIONAL HEALTH CAE SERVICES INC		2			2
POPLAR HEALTHCARE			2	100%	2
Delaware Court Healthcare Center		2			2
FIRSTCHOICE FAMILY CARE, PLLC		2			2
ST. VINCENT HOSPITAL			2	100%	2
SHELL POINT HOME HEALTH			2	100%	2
Beecher Manor Nursing and Rehabilitation Center		2			2
CVS AZ33POCT TEMPE		2			2
CROSSROADS			2	100%	2
TLC MEDICAL			2	100%	2
Kroger 426 - The Little Clinic Suwanee		2			2
Covington Care Nursing and Rehabilitation		2			2
Kroger 130 - The Little Clinic Colorado Springs		2			2
SANTA ROSA COUNTY HEALTH DEPARTMENT			2	100%	2
VA CBOC			2	100%	2
OHSU LABORATORY SERVICES		2			2
MEDEXPRESS URGENT CARE - BROOKHAVEN		2			2
WALKONCLINIC			2	100%	2
QUEST DIAGNOSTICS INCORPORATED			2	100%	2
SOUTHEAST GEORGIA HEALTH SYSTEM			2	100%	2
LIBERTY HEALTH CENTER			2	100%	2
RIVERVIEW MEDICAL CLINIC		2			2
ORCHARD LABORATORIES			2	100%	2
NORTHWEST MEDICAL CENTER LABORATORY		2			2
STUART SURGERY CENTER, LLC			2	100%	2
MEMORIAL HOSPITAL OF CARBONDALE			2	100%	2
UPS			2	100%	2
MONICE DR.			2	100%	2
Kroger 777 - The Little Clinic Shelbyville		1	1	50%	2
CVS TX7603POCT SAGINAW		2			2
STARR CITY OF ROMA COMMUNITY CENTER			2	100%	2
TRUE HEALTH INC			2	100%	2
GASTROENTEROLOGY ASSOCIATES			2	100%	2
FLORIDA DEPARTMENT OF HEALTH IN ESCAMBIA COUNTY		1	1	50%	2
LILY PHARMACY		2			2
Kroger 619 - The Little Clinic Hendersonville Indian Lake		2			2
FKC AMELIA ISLAND DIALYSIS			2	100%	2
Kroger 853 - The Little Clinic East Broad Street		2			2
STATCARE URGENT AND WALK-IN			2	100%	2
CHRISTIAN REST HOME ASSOC		2			2

COVID-19: testing by laboratory

Data through Apr 15, 2021 verified as of Apr 16, 2021 at 09:25 AM

Data in this report are provisional and subject to change.

The numbers in the table below represent the number of Florida and non-Florida residents for whom test results were received by the Department of Health. A person can be tested by more than one laboratory and can have both positive and negative results. **Therefore, the sum of the numbers in each column will be larger than the total number of people tested.**

Reporting lab	Inconclusive	Negative	Positive	Percent positive	Total
GALEN BAYLOR EXTENSION		2			2
FLAGLER HOME CARE			2	100%	2
CONWAY MEDICAL CENTER			2	100%	2
PANCARE HEALTH - SNEADS ELEMENTARY			2	100%	2
BAPTIST HOSPITAL INTERNAL MEDICINE GULF BREEZE			2	100%	2
RDX BIOSCIENCE INC			2	100%	2
The Grand Rehabilitation & Nursing Utica		2			2
Parkwood in the Pines		2			2
CLINICAL REFERENCE LABORATORY, INC		2			2
PINELLAS CHD - CLEARWATER		1	1	50%	2
METHODIST SPECIALTY CARE CENTER		2			2
BROOKDALE PALM BEACH GARDENS			2	100%	2
Crowne Health Care of Mobile		2			2
MINUTECLINIC #1773		2			2
SWEETWATER NURSING CENTER		2			2
MANASOTA PEDIATRICS			2	100%	2
CVS MA38POCT CHARLTON		2			2
NORTHSIDE HOSPITAL D/B/A ARTHRITIS		2			2
ASHLEY PEDIATRICS			2	100%	2
Sanford Health & Rehabilitation			2	100%	2
OELWEIN HEALTH CARE CENTER		2			2
JERSEY IRISH MEDICAL		2			2
CARELINE PHARMACY AND HEALTHCARE SERVICES		1	1	50%	2
UHEALTH CARDIOLOGY			2	100%	2
The Palms Nursing and Rehabilitation		1	1	50%	2
UNIVERSTIY OF ILLINOIS HOSPITAL			2	100%	2
CHOTA COMMUNITY HEALTH SERVICES		1	1	50%	2
KAISER SUNNYSIDE MEDICAL CTR LAB		2			2
LEXINGTON PLACE			2	100%	2
NEWTON MEMORIAL HOSPITAL		2			2
CVS MA2125POCT NATICK		1	1	50%	2
EVERYBODY'S FAMILY CLINIC		2			2
FHCP ASC - ORANGE CITY			2	100%	2
Northport VAMC		2			2
RENFREW CENTERS INC		2			2
HEALTH NETWORK			2	100%	2
Waycross Health and Rehabilitation		2			2
SCDHEC BUREAU OF LABORATORIES			2	100%	2
MELBOURNE URGENT CARE			2	100%	2
DAVENPORT PEDIATRICS CLERMONT			2	100%	2
CHESTERFIELD HEALTHCARE GROUP, INC		2			2
BOND COMMUNITY HEALTH CENTER			2	100%	2
CFS WELLNESS AND MED SPA LLC			2	100%	2
ENVOY OF FORK UNION, LLC DBA ENVOY AT THE VILLAGE		2			2
ADVENTHEALTH IMAGING PARTIN SETTLEMENT			2	100%	2
PLAINS REGIONAL MEDICAL CENTER		2			2

COVID-19: testing by laboratory

Data through Apr 15, 2021 verified as of Apr 16, 2021 at 09:25 AM

Data in this report are provisional and subject to change.

The numbers in the table below represent the number of Florida and non-Florida residents for whom test results were received by the Department of Health. A person can be tested by more than one laboratory and can have both positive and negative results. **Therefore, the sum of the numbers in each column will be larger than the total number of people tested.**

Reporting lab	Inconclusive	Negative	Positive	Percent positive	Total
RAPID RESULT CORP LLC		1	1	50%	2
NEMOURS CHILDREN'S PRIMARY CARE THE VILLAGES		2			2
PREMIER FAMILY CARE I, INC			2	100%	2
WARD MEMORIAL HOSPITAL		2			2
CARE NOW DENTON			2	100%	2
PEDIATRICS IN NORTH FLORIDA PA			2	100%	2
MEDEXPRESS URGENT CARE - SPRINGFIELD, COOLEY ST		2			2
WILCOX MEDICAL CENTER-ALMA COLLEGE		2			2
CVS MINUTE CLINIC #5836		2			2
Eugene J. Towbin Healthcare Center		2			2
MAYO CLINIC COUMADIN CLINIC LABORATORY		1	1	50%	2
HUMILITY OF MARY HEALTH PARTNERS			2	100%	2
Domiciliary Rehab & Residential Treatment Program		2			2
Walgreens #12427		1	1	50%	2
VOLUNTEERS OF AMERICA OF FLORIDA			2	100%	2
TALLAHASSEE MEMORIAL HEALTHCARE FAMILY MED RESIDENCY			2	100%	2
PIEDMONT WALTON HOSPITAL		2			2
Lenawee Medical Care Facility		2			2
SYNEOS HEALTH			2	100%	2
MEDEXPRESS URGENT CARE - LINCOLN VILLA		2			2
INTEGRATED REGIONAL LABS			2	100%	2
TEXAS HEALTH CARE			2	100%	2
ASANTE ROGUE REGIONAL MEDICAL CENTER L		2			2
INTEAM HEALTH, INC.			2	100%	2
FLORIDA MEDICAL CLINIC RADIOLOGY DALE MABRY		2			2
PM PEDIATRICS OF BAYSIDE, PLLC - RIVE		2			2
DUBOIS CONTINUUM OF CARE COMMUNITY INC		2			2
ADVANTA ANALYTICAL LABORATORIES			2	100%	2
DIVERSE MEDICAL CARE LLC			2	100%	2
UK HEALTHCARE			2	100%	2
CORNELIA REDDY URGENT CARE		2			2
SUMMERFIELD RETIREMENT LIVING, INC			2	100%	2
Providence of Sparta Health and Rehabilitation		2			2
WHITESANDS OUTPATIENT TREATMENT		2			2
STUDENT HEALTH SERVICES			2	100%	2
CARE ATC SUN HYDRAULICS TALLAVAST			2	100%	2
SPRING HILL REGIONAL HOSPITAL			2	100%	2
JEFFERSON WASHINGTON TOWNSHIP HOSPITAL		2			2
SWEDISH COVENANT HOSPITAL			2	100%	2
MEMORIAL SLOAN KETTERING CANCER CENTER		1	1	50%	2
INTEGRITY CLINICAL RESEARCH CENTER INC		1	1	50%	2
LAREDO EMERGENCY ROOM			2	100%	2
TANNER MEDICAL CENTER LABORATORY		2			2
NORTHSIDE FAMILY MEDICINE AND URGENT CARE (HOLLY SPRINGS)		2			2
WELLMED AT SOUTH STUART		2			2
LAKE SUCCESS EXTENDED CARE		2			2

COVID-19: testing by laboratory

Data through Apr 15, 2021 verified as of Apr 16, 2021 at 09:25 AM

Data in this report are provisional and subject to change.

The numbers in the table below represent the number of Florida and non-Florida residents for whom test results were received by the Department of Health. A person can be tested by more than one laboratory and can have both positive and negative results. **Therefore, the sum of the numbers in each column will be larger than the total number of people tested.**

Reporting lab	Inconclusive	Negative	Positive	Percent positive	Total
SPECTRUM HEALTH			2	100%	2
OMEGA RESEARCH CONSULTANTS			2	100%	2
TMH PHYSICIAN PARTNERS MONTICELLO		1	1	50%	2
WALGREENS #13605		2			2
Chatham Nursing and Rehab Center		2			2
SIGNAL DIAGNOSTICS DBA FLOWHEALTH LABS			2	100%	2
SPRINGHILL SENIOR RESIDENCE		2			2
SOUTHERN BREEZE HEALTHCARE		1	1	50%	2
VALLEY MEDICAL LABORATORY			2	100%	2
EXCELTOX LABORATORIES LLC		2			2
CVS NC3514POCT STANLEY		2			2
MOBILE HEALTH LABS LLC			2	100%	2
NEW YORK UNIVERSITY MEDICAL CENTER			2	100%	2
UNIVERSITY OF VERMONT MEDICAL CENTER			2	100%	2
CRAWFORD COUNTY CARE CENTER		2			2
CVS NE2741POCT LA VISTA		2			2
FASTCARE LLC			2	100%	2
Henry County Health and Rehabilitation		2			2
CVS IN6559POCT AVON		2			2
Sevierville Health and Rehabilitation		2			2
UF KANAPAHA LAB BEAKER		2			2
CARE 365			2	100%	2
AHC Humboldt		2			2
CROSSROADS URGENT CARE DBA URGENT TEA		2			2
UNIVERSITY OF MIAMI HOSPITALS & CLINIC			2	100%	2
STATE OF FLORIDA			2	100%	2
TRIDENT ANTI AGING LLC			2	100%	2
PALOS COMMUNITY HOSPITAL LABORATORY			2	100%	2
EDGEWATER RETIREMENT MANOR			2	100%	2
MEDICAL CENTER LABORATORY			2	100%	2
WILSON MEMORIAL HOSPITAL			2	100%	2
DOCTORS CARE - AIKEN MALL			2	100%	2
STAGES OF LIFE MEDICAL INSTITUTE			2	100%	2
CHILDREN'S MEDICAL CENTER-EAST ORLANDO			2	100%	2
CHARLOTTE COUNTY HEALTH DEPARTMENT			2	100%	2
CENTRAL ARKANSAS VETERANS HEALTHCARE SYSTEM - VETERANS AFFAIRS			2	100%	2
TULANE MEDICAL CENTER			2	100%	2
BLACKBAG DIGITAL HEALTH LLC		2			2
CVS NC6633POCT FAYETTEVILLE		2			2
JUPITER PEDIATRIC ASSOCIATES, PA		1	1	50%	2
MEMORIAL HERMANN HOSPITAL			2	100%	2
RAPID URGENT CARE - ALBANY			2	100%	2
CONCENTRA - PLANT CITY		2			2
UNIVERSITY OF MARYLAND MEDICAL CENTER			2	100%	2
Lynwood		2			2
PHYSICIANS PREMIER			2	100%	2

COVID-19: testing by laboratory

Data through Apr 15, 2021 verified as of Apr 16, 2021 at 09:25 AM

Data in this report are provisional and subject to change.

The numbers in the table below represent the number of Florida and non-Florida residents for whom test results were received by the Department of Health. A person can be tested by more than one laboratory and can have both positive and negative results. **Therefore, the sum of the numbers in each column will be larger than the total number of people tested.**

Reporting lab	Inconclusive	Negative	Positive	Percent positive	Total
SOUTHERN SURGICAL ARTS		2			2
GULF COAST MEDICAL CENTER RESPIRATORY CARE			2	100%	2
CARE ATC ARLINGTON CENTRAL PARK		2			2
PATIENT FIRST MEDICAL CENTER-CARYTOWN			2	100%	2
OSF ST JOSEPH MEDICAL CENTER			2	100%	2
AGILE URGENT CARE			2	100%	2
FAMILY URGENT CARE		2			2
WEST HOUSTON MEDICAL CENTER			2	100%	2
Harbert Hills Academy Nursing Home		2			2
MED-LAKE LABORATORY, LLC			2	100%	2
MAJESTIC GUARDIANS			2	100%	2
POINT OF CARE PRIVATE HEALTH MANAGEMENT			2	100%	2
BMC/JACSONVILLE		1	1	50%	2
UNIVERSITY OF MIAMI SCCC RESEARCH LABORATORY			2	100%	2
LINIL VISITING NURSES, INC		2			2
RM PHARMACY SERVICES INC		1	1	50%	2
MEDEXPRESS URGENT CARE CHICOPEE		1	1	50%	2
HOPE HEALTH & WELLNESS		2			2
GRACE HEALTHCARE OF LAKE WALES		1	1	50%	2
UTMB PATHOLOGY CLINICAL SERVICES LABORATORY			2	100%	2
NAVAL BRANCH MEDICAL CLINIC			2	100%	2
FLORIDA MEDICAL CLINIC, LLC			2	100%	2
PUBLIX PHARMACY #1387		2			2
SANIBEL MEDICAL CLINIC			2	100%	2
FALMOUTH HOSPITAL		1	1	50%	2
HOME ACCESS HEALTH			2	100%	2
AL MANI HEALTH INSTUTUTE		2			2
CVS NC2297335CV GREENSBORO		2			2
COLONIAL HEALTH CARE		1	1	50%	2
MEDEXPRESS URGENT CARE-SALINA, S 9TH ST		2			2
Iowa Veterans Home		2			2
DIAGNOSTIC AFFILIATES			2	100%	2
AMICUS MEDICAL CENTER LLC			2	100%	2
KANSAS CITY VA MEDICAL CENTER			2	100%	2
YOUTH AND YOU, INC		2			2
MINUTE CLINIC DIAGNOSTIC OF KANSAS PA		2			2
CSS- TWELVE OAKS			2	100%	2
The Suites at Western Home Communities		2			2
BAYCARE OUTREACH LAB WH SOUTH			2	100%	2
JASPER MEMORIAL HOSPITAL		1	1	50%	2
VAULT HEALTH			2	100%	2
CVS NV5942POCT LAS VEGAS		2			2
FLORIDA MENTOR FAULKNER GROUP HOME			2	100%	2
ACCESS MEDICAL GROUP OF FLORIDA CITY			2	100%	2
BAPTIST HOSPITAL LABORATORY			2	100%	2
POMERENE HOSPITAL			2	100%	2

COVID-19: testing by laboratory

Data through Apr 15, 2021 verified as of Apr 16, 2021 at 09:25 AM

Data in this report are provisional and subject to change.

The numbers in the table below represent the number of Florida and non-Florida residents for whom test results were received by the Department of Health. A person can be tested by more than one laboratory and can have both positive and negative results. **Therefore, the sum of the numbers in each column will be larger than the total number of people tested.**

Reporting lab	Inconclusive	Negative	Positive	Percent positive	Total
Alden Terrace of McHenry			2	100%	2
BIONIC TECHNOLOGIES CORPORATION			2	100%	2
CVS IN6555POCT BROWNSBURG		2			2
SOUTH TAMPA AFTER HOURS CLINIC			2	100%	2
VILLAGES HEALTH SYSTEM, LLC, THE			2	100%	2
Kroger 549 - The Little Clinic Clinton Highway		2			2
HOME CARE PHARMACY OF PALM COAST INC		2			2
UNIVERSITY HOSPITAL OF BROOKLYN		2			2
Alden Des Plaines			2	100%	2
ATLANTIC DIAGNOSTICS			2	100%	2
Great Lakes Health Center			2	100%	2
SANFORD REGIONAL HOSPITAL WORTHINGTON		2			2
PRONTO URGENT CARE			2	100%	2
GRANDVIEW COLLEGE STUDENT HEALTH CENTE		2			2
APALACHEE CENTER INC		2			2
HEALTH PARTNERS REGIONAL HOSPITAL			2	100%	2
EASTERN NEW MEXICO UNIVERSITY STUDENT		2			2
CDK LIBERTY ENTERPRISES, LLC		2			2
REGIONS HOSPITAL LABORATORY			2	100%	2
RHODE ISLAND DEPARTMENT OF HEALTH LABORATORIES			2	100%	2
VA WNYHCS - Buffalo Division		1	1	50%	2
FLORIDA COMMUNITY HEALTH CENTERS, INC.			2	100%	2
VA Greater LA HCS-Santa Maria OPC			2	100%	2
NORTHSIDE FAMILY MEDICINE AND URGENT CARE (CUMMING)		2			2
WillowBrooke Court at Southampton Estates		2			2
MD NOW URGENT CARE CENTER INC.			2	100%	2
UWMC MONTLAKE DEPT OF LAB MED			2	100%	2
UMASS MEMORIAL MEDICAL CENTER, INC		1	1	50%	2
URGENTMED PLANTATION			2	100%	2
EAST CORE LAB			2	100%	2
HOUSTON HEALTH DEPARTMENT - BUREAU OF LABORATORY SERVICES			2	100%	2
COMPLETE HEALTH MEDICAL CENTER			2	100%	2
CVS AZ5477POCT SURPRISE		2			2
Glenis Dr VA Outpatient Clinic		2			2
JULIE STAATS DO		2			2
CITY OF NEW YORK DEPARTMENT OF HEALTH			2	100%	2
Virginia Gay Nursing and Rehab		2			2
MEDEXPRESS URGENT CARE - VINELAND S MA		2			2
MAWD PATHOLOGY GROUP			2	100%	2
BUFFALO CROSSINGS HEALTHCARE AND REHABILITATION CENTER			2	100%	2
HPH HOME CARE		1	1	50%	2
MOBILE PHLEBOTOMY SERVICES			2	100%	2
UNIVERSITY OF MN MEDICAL CENTER EAST CAMPUS			2	100%	2
SOWAL HEALTH & DRUG			2	100%	2
EXPRESSCARE URGENT CARE CENTER			2	100%	2
COBLESKILL REGIONAL HOSPITAL		2			2

COVID-19: testing by laboratory

Data through Apr 15, 2021 verified as of Apr 16, 2021 at 09:25 AM

Data in this report are provisional and subject to change.

The numbers in the table below represent the number of Florida and non-Florida residents for whom test results were received by the Department of Health. A person can be tested by more than one laboratory and can have both positive and negative results. **Therefore, the sum of the numbers in each column will be larger than the total number of people tested.**

Reporting lab	Inconclusive	Negative	Positive	Percent positive	Total
NEMOURS CHILDRENS PRIMARY CARE			2	100%	2
SOUTHSIDE FAMILY MEDICAL		2			2
PUBLIX PHARMACY #1048		2			2
WEST FLORIDA MEDICAL ASSOCIATES, PA			2	100%	2
MEDPOST - NORTH DALLAS			2	100%	2
MEDLOGIC, LLC		2			2
THE CLUB AT BOYNTON BEACH, LLC			2	100%	2
DMC UNIVERSITY LABORATORIES		1	1	50%	2
SPECTRA EAST INC		1	1	50%	2
PUBLIC HEALTH LABORATORY	1		1	50%	2
LEGACY LABORATORY SERVICES			2	100%	2
POMONA VALLEY COMMUNITY HOSPITAL			2	100%	2
SYMPHONY OF BUFFALO GROVE		2			2
BAYOU GARDENS DUNEDIN LLC		2			2
Mary Anna Nursing Home		2			2
HELEN HAYES HOSPITAL LABORATORY		2			2
ADVENTHEALTH MEDICAL GROUP FAMILY AND INTERNAL		1	1	50%	2
SMITH NORTHVIEW HOSPITAL LAB			2	100%	2
MEMORIAL HEALTH UNIVERSITY MEDICAL CENTER			2	100%	2
Overton Brooks VAMC		2			2
MIDWAY SPECIALTY CARE CENTER INC		2			2
ASSOCIATES IN UROGYNECOLOGY MD LLC		2			2
WEST COAST PEDIATRICS			2	100%	2
TEXAS REGIONAL ASTHMA & ALLERGY CENTER			2	100%	2
MIAMI DADE MEDICAL RESEARCH INSTITUTE			2	100%	2
KEATING SPORTS CENTER		2			2
PALM WEST INTERNIST PA			2	100%	2
DIAGNOSTIC CLINIC MEDICAL GROUP INC		2			2
Imboden Creek Living Center		2			2
PALM BEACH DIGESTIVE ASSOCIATES			2	100%	2
BERGEN COUNTY SURGICAL AND ENDOSCOPY CENTER		2			2
HAPPY KIDZ PEDIATRICS PL		1	1	50%	2
MILFORD REGIONAL HOSPITAL			2	100%	2
CITRUS PARK			2	100%	2
Iron County Medical Care Facility		2			2
CPL LABS			2	100%	2
CVS IN8639POCT TERRE HAUTE		2			2
A+ URGENT/PRIMARY CARE			2	100%	2
FLORIDA MEDICAL CENTER OF CLEARWATER		2			2
MINUTECLINIC DIAG OF IND, LLC #4368		2			2
VA West Los Angeles Medical Center		2			2
Camellia Gardens		2			2
PALM COAST DIALYSIS		2			2
ESCANDON DIAGNOSTIC CLINIC			2	100%	2
FLORIDA MEDICAL CLINIC CARDIOLOGY-ZH			2	100%	2
PARKRIDGE MEDICAL CENTER			2	100%	2

COVID-19: testing by laboratory

Data through Apr 15, 2021 verified as of Apr 16, 2021 at 09:25 AM

Data in this report are provisional and subject to change.

The numbers in the table below represent the number of Florida and non-Florida residents for whom test results were received by the Department of Health. A person can be tested by more than one laboratory and can have both positive and negative results. **Therefore, the sum of the numbers in each column will be larger than the total number of people tested.**

Reporting lab	Inconclusive	Negative	Positive	Percent positive	Total
CHI MEMORIAL PRIMARY CARE ASSOCIATES-A		2			2
VAULT MEDICAL SERVICES		1	1	50%	2
ARLINGTON DIALYSIS CENTER LLC		2			2
ROYAL OAK MEDICAL CENTER LLC DBA CHARACTER FAMILY			2	100%	2
Macon Valley Nursing and Rehabilitation Center		2			2
Garden Isle Healthcare and Rehabilitation Center		2			2
MIDLAND MEMORIAL HOSPITAL			2	100%	2
BAPTIST HEALTH PRIMARY CARE AT DORAL			2	100%	2
IN & OUT URGENT CARE METAIRIE			2	100%	2
VANAYER HEALTHCARE AND REHAB CENTER		2			2
Providence VAMC		2			2
LABCORP OF AMERICA HOLDINGS		1	1	50%	2
MID AMERICA CLINICAL LABS			2	100%	2
Eagle Health and Rehabilitation		2			2
WURLAND NURSING AND REHABILITATION, L		2			2
MINUTECLINIC DIAGNOSTIC PA #7110		2			2
Manor At Perrysburg		2			2
LIFESPRING COMMUNITY HEALTH		2			2
SOUTH HILLSBOROUGH CBOC			2	100%	2
ST JOSEPH'S HOSPITAL INC			2	100%	2
CVS NH1004POCT SALEM		1	1	50%	2
UNIVERSITY OF TEXAS AT EL PASO, THE			2	100%	2
ERGENT MED SAINT SIMONS			2	100%	2
FLORIDA DEPARTMENT OF HEALTH PINELLAS COUNTY-			2	100%	2
MIDDLE TENN MENTAL HEALTH INSTITUTE		2			2
DESERT HOSPITAL/CPHU CLINICAL LABORATORY			2	100%	2
ST. MARY'S MEDICAL CENTER EVANSVILLE, INC			2	100%	2
Kroger 441 - The Little Clinic Middletown		2			2
DELAWARE DIAGNOSTICS LABS			2	100%	2
DEKALB MEDICAL CENTER LABORATORY			2	100%	2
COASTAL MEDICAL LAB			2	100%	2
Cooperstown Center for Nursing and Rehabilitation		2			2
Fox Subacute at Warrington		2			2
CVS CA9145POCT SANTEE		1	1	50%	2
SOMA MEDICAL CENTER P.A. #4			2	100%	2
ILLINOIS DEPT OF PUBLIC HEALTH LABS			2	100%	2
Essex Center for Rehabilitation and Healthcare		2			2
VA Ann Arbor HCS		1	1	50%	2
SPRINGFIELD HOSPITAL LABORATORY			2	100%	2
JMC TALLAHASSEE, LLC			2	100%	2
UPSON REGIONAL MEDICAL CENTER		1	1	50%	2
CLEVELAND CLINIC FLORIDA LABORATORY			2	100%	2
JORDAN VALLEY MEDICAL CENTER			2	100%	2
ROPER HOSPITAL			2	100%	2
Manor Care-Kingston Court of York PA, LLC		2			2
BAY CORRECTIONAL AND REHABILITATION FACILITY			2	100%	2

COVID-19: testing by laboratory

Data through Apr 15, 2021 verified as of Apr 16, 2021 at 09:25 AM

Data in this report are provisional and subject to change.

The numbers in the table below represent the number of Florida and non-Florida residents for whom test results were received by the Department of Health. A person can be tested by more than one laboratory and can have both positive and negative results. **Therefore, the sum of the numbers in each column will be larger than the total number of people tested.**

Reporting lab	Inconclusive	Negative	Positive	Percent positive	Total
FL DEPT OF HEALTH MARION COUNTY MOBILE HEALTH UNIT			2	100%	2
SALEM VAMC		2			2
RRMC CREEKSIDE LAB		2			2
LAKEVIEW HEALTH CARE SYSTEM LLC			2	100%	2
Cedar Valley Nursing & Rehab Center		2			2
PRIMACARE MEDICAL LAKEWOOD			2	100%	2
PALM BAY COMMUNITY OUTPATIENT CLINIC		2			2
ELMHURST MEMORIAL HOSPITAL			2	100%	2
NYUMC CLINICAL LABORATORIES			2	100%	2
Walgreens #9278		2			2
BAYCARE OUTREACH LAB			2	100%	2
ADVENTIST HINSDALE HOSPITAL LABORATORY			2	100%	2
MINUTECLINIC DIAGNOSTIC, PA #10252		2			2
NLC LABS			2	100%	2
HAMILTON CHD		2			2
DALLAS VA MEDICAL CENTER - VA NORTH TEXAS HEALTH CARE SYSTEM			2	100%	2
WEST BOCA MEDICAL CENTER			2	100%	2
Highland Ave. Eye Clinic		2			2
PPD CLINICAL RESEARCH UNIT			2	100%	2
SHORE MEDICAL CENTER		2			2
DAYTON CHILDRENS HOSPITAL LAB			2	100%	2
MIDDLEBURG PEDIATRICS			2	100%	2
Kroger 550 - The Little Clinic Bellevue		2			2
Church Creek SNF			2	100%	2
ADVANCED FOOT AND ANKLE OF INDIAN RIVER		2			2
NORTH DAKOTA VETERANS HOME		2			2
HEALTHCARE NETWORK			2	100%	2
MILLERSVILLE UNIVERSITY HEALTH SERVICE		2			2
TGH Brandon Healthplex Laboratory			2	100%	2
MOUNT SINAI MEDICAL CENTER OF FLORIDA, INC			2	100%	2
LIFEGUARD AMBULANCE SERVICES LLC, TEXAS- SAN			2	100%	2
NOVA SOUTHEASTERN UNIVERSITY - STUDENT MEDICAL CTR			2	100%	2
MI Nursing Restorative Center		2			2
WILLOW CREEK RETIREMENT CENTER		2			2
CALIFORNIA DIVISION OF COMMUNICABLE DISEASE CONTROL			2	100%	2
Edinboro Manor		2			2
SPRINGS MEDICAL LAB		1	1	50%	2
CARTER BLOOD CARE			2	100%	2
ARCPPOINTLABS OF VIRGINIA BEACH		1	1	50%	2
OCALA REGIONAL KIDNEY CENTER-WEST			2	100%	2
Elba Nursing and Rehabilitation Center, LLC		2			2
ASCENSION ST MICHAEL'S HOSPITAL LAB		1	1	50%	2
WEAKLEY COUNTY REHAB AND NURSING CENTER		2			2
CVS SC7567POCT BOILING SPRINGS		1	1	50%	2
NEW YORK CITY DEPARTMENT OF HEALTH			2	100%	2
AUGUSTA HEALTH SKILLED CARE			2	100%	2

COVID-19: testing by laboratory

Data through Apr 15, 2021 verified as of Apr 16, 2021 at 09:25 AM

Data in this report are provisional and subject to change.

The numbers in the table below represent the number of Florida and non-Florida residents for whom test results were received by the Department of Health. A person can be tested by more than one laboratory and can have both positive and negative results. **Therefore, the sum of the numbers in each column will be larger than the total number of people tested.**

Reporting lab	Inconclusive	Negative	Positive	Percent positive	Total
DALLAS BAPTIST UNIVERSITY - HEALTH SERVICES			2	100%	2
A G RHODES HOME AT WESLEY WOODS		2			2
CVS NM7242POCT ALBUQUERQUE		2			2
BEAUFORT MEMORIAL			2	100%	2
CVS M05724POCT KANSAS CITY		2			2
FLORIDA CLINICAL LABORATORY INC			2	100%	2
NEIGHBORCARE PHARMACY SERVICES		2			2
EXCEPTIONAL EMERGENCY CENTER - AMARILLO			2	100%	2
UMHC HOLLYWOOD LABORATORY			2	100%	2
MEDEXPRESS URGENT CARE - CONWAY		2			2
Oakmont of Katy Nursing and Rehabilitation		2			2
DEPT OF HEALTH			2	100%	2
Kroger 412 - The Little Clinic Oxford		2			2
PT&J REHAB LLC		1	1	50%	2
CARESPOT URGENT CARE		1	1	50%	2
CVS MA2600POCT WEYMOUTH		1	1	50%	2
EAST CENTRAL REGIONAL HOSPITAL GRACEWO		2			2
MINUTECLINIC DIAGNOSTIC MEDICAL		2			2
UW HOSPITAL AND CLINICS		1	1	50%	2
THE WINDSOR ORTEGA		2			2
DUKE HEALTH REGIONAL HOSPITAL			2	100%	2
RABI SINHA, MD		2			2
TENNESSEE DEPARTMENT OF HEALTH (TDH) - REGIONAL LABORATORY			2	100%	2
WESTMINSTER SUNCOAST			2	100%	2
PALM MEDICAL CENTER - PLANT CITY		2			2
HAMILTON MEDICAL CENTER LABORATORY			2	100%	2
EASTERN NIAGARA HOSPITAL		2			2
UNIVERSITY COMMUNITY HEALTH SERVICES		1	1	50%	2
COX HEALTH SOUTH LAB		1	1	50%	2
CVS OH4301POCT NORTHFIELD		2			2
OAKMONT WEST- GREENVILLE SC		2			2
CVS MD1490POCT GAITHERSBURG		2			2
SENECA HEALTH CARE CENTER		2			2
ADVOCATE SHERMAN HOSPITAL			2	100%	2
Garden Care Center		2			2
ADVENT HEALTH - OWASA			2	100%	2
ROYAL CARE MEDICAL CENTER			2	100%	2
PENINSULA REGIONAL MED CTR LAB			2	100%	2
SIMPLY HEALTHCARE AND WELLNESS CLINIC, PC			2	100%	2
CVS AZ7075POCT CHANDLER		2			2
CLEAR LAKE REGIONAL MEDICAL CENTER			2	100%	2
ATVIVO LLC		2			2
MEDEXPRESS URGENT CARE - ROSS TOWNSHIP		2			2
METROHEALTH SYSTEM			2	100%	2
WELLNESS MEDICAL CLINIC			2	100%	2
BAPTIST HEALTHCARE - LAKEVIEW CENTER INC		2			2

COVID-19: testing by laboratory

Data through Apr 15, 2021 verified as of Apr 16, 2021 at 09:25 AM

Data in this report are provisional and subject to change.

The numbers in the table below represent the number of Florida and non-Florida residents for whom test results were received by the Department of Health. A person can be tested by more than one laboratory and can have both positive and negative results. **Therefore, the sum of the numbers in each column will be larger than the total number of people tested.**

Reporting lab	Inconclusive	Negative	Positive	Percent positive	Total
MEDEXPRESS URGENT CARE - LINCOLN N 26T		2			2
SOUTHERN TENNESSEE MEDICAL CENTER			2	100%	2
CROSSTOWN PHARMACY		2			2
CVS NC2559POCT CHARLOTTE		2			2
THE EDGEWATER AND WATERMAN VILLAGE			2	100%	2
WOODHILLS LABS			2	100%	2
ON-SITE MEDICAL SOLUTIONS		2			2
MEDEXPRESS URGENT CARE - CINNAMINSON		1	1	50%	2
BIOMAT USA			2	100%	2
LOWELL GENERAL HOSPITAL			2	100%	2
Kroger 672 - The Little Clinic Bill Kennedy & Glenwood		2			2
LONG, SARAH		1	1	50%	2
GOUVERNEUR HOSPITAL LABORATORY		2			2
GOSHEN MEDICAL CENTER			2	100%	2
JUST BELIEVE RECOVERY CENTER			2	100%	2
MEDEXPRESS URGENT CARE-VINLAND SOUTH		1	1	50%	2
MEDEXPRESS URGENT CARE - MARTINSVILLE		2			2
Kroger 477 - The Little Clinic Fort Mitchell		2			2
PEDIATRIC HEALTH CARE		1	1	50%	2
ATLAS GENOMICS			2	100%	2
BLUEWATER TOXICOLOGY			2	100%	2
CVS MA41POCT TAUNTON		2			2
INSPIRIT SENIOR LIVING			2	100%	2
CATHOLIC HEALTH LABORATORY SERVICES		2			2
BAYLOR SCOTT & WHITE COMPREHENSIVE WOUND			2	100%	2
RIDGEFIELD PEDIATRIC ASSOCIATES		2			2
MINUTECLINIC DIAGNOSTICS OF OKLAHOMA		2			2
FIRST CHOICE MEDICAL PC			2	100%	2
MEDICAL ASSOCIATES OF BREVARD DR S VYAS			2	100%	2
APPLECARE VALDOSTA			2	100%	2
STEWARD ST ELIZABETH MEDICAL CENTER			2	100%	2
UNIVERSITY OF MISSOURI HEALTH CARE			2	100%	2
The Laurels of Hendersonville		2			2
Lake Charles Healthcare LLC dba Landmark Lake Charles			2	100%	2
HEARTLAND PEDIATRIC ASSOCIATES			2	100%	2
LAKE BALDWIN			2	100%	2
CVS OH3980POCT KENT		2			2
CRUC CMCH-COVID-19		2			2
UT PATH			2	100%	2
LabCorp of America			2	100%	2
RICHICHI FAMILY HEALTH			2	100%	2
LAWRENCE GENERAL HOSPITAL			2	100%	2
CVS OH6185POCT PICKERINGTON		2			2
MEDICAL ASSOCIATES OF BREVARD LLC		1	1	50%	2
SUNNYSIDE MANOR		2			2
SIMMONS			2	100%	2

COVID-19: testing by laboratory

Data through Apr 15, 2021 verified as of Apr 16, 2021 at 09:25 AM

Data in this report are provisional and subject to change.

The numbers in the table below represent the number of Florida and non-Florida residents for whom test results were received by the Department of Health. A person can be tested by more than one laboratory and can have both positive and negative results. **Therefore, the sum of the numbers in each column will be larger than the total number of people tested.**

Reporting lab	Inconclusive	Negative	Positive	Percent positive	Total
ROCKEFELLER UNIVERSITY CLINICAL GENOMICS LABORATOR		2			2
MEMORIAL HOSPITAL OF TAMPA			2	100%	2
CVS PHARMACY INC DBA CVS/PHARMACY # 10600		2			2
WATERS PEDIATRIC CENTER			2	100%	2
COUNTRY COTTAGE		2			2
HOLSTON MEDICAL GROUP		2			2
NEW BRIDGE MEDICAL CENTER		2			2
PHYSICIANS LABORATORY SERVICES			2	100%	2
Kroger 127 - The Little Clinic Lakewood-Alameda		2			2
BICKERTON, DAWN		2			2
PM PEDIATRICS OF BAYSIDE PLLC - BELLER		2			2
Mount Olivet Careview Home		2			2
VALLEY BAPTIST MEDICAL CENTER: BROWNSVILLE			2	100%	2
BAPTIST HOSPITAL PRIMARY CARE GULF BREEZE			2	100%	2
CVS TX7151POCT HUMBLE		2			2
LACORP		1	1	50%	2
SENDER RETREAT ADULT DAY CARE CENTERS			2	100%	2
MIDWAY PRIMARY CARE LLC		2			2
DOCTORS CARE OF PALM COAST			2	100%	2
BAYSHORE MEDICAL CENTER			2	100%	2
THE RIM URGENT CARE			2	100%	2
BFT LAB			2	100%	2
TSALI CARE CENTER		2			2
Wetumpka Health and Rehab, LLC		2			2
VALUE DRUGS GREENLAWN INC		2			2
HEALTH SENTRY			2	100%	2
EASTSIDE SPORTS COMPLEX			2	100%	2
WELL HEALTH LABS			2	100%	2
SACRED HEART HOSPITAL ON THE EMERALD			2	100%	2
MEDEXPRESS URGENT CARE - BRIDGEVILLE		2			2
CONEMAUGH MEMORIAL MEDICAL CENTER		2			2
MINUTECLINIC DIAG OF IND, LLC #6250		2			2
PALM CITY NURSING AND REHAB CENTER			2	100%	2
Van Wert Manor		2			2
MERCY HEALTH LAB		1	1	50%	2
University Center East			2	100%	2
Louis Stokes Cleveland VA - Midtown Dialysis Center		2			2
JFK MEDICAL CENTER LABORATORY DEPT		2			2
SYLVAN NURSING			2	100%	2
FRASER MEMORIAL HOSPITAL		1	1	50%	2
Parkridge Specialty Care		2			2
LARKIN COMMUNITY HOSPITAL PALM SPRINGS CAMPUS		1	1	50%	2
SELECT MEDICAL CLINIC			2	100%	2
CVS NV5286POCT HENDERSON		2			2
MARIANNA CBOC		2			2
PALMS OF FT MYERS,THE			2	100%	2

COVID-19: testing by laboratory

Data through Apr 15, 2021 verified as of Apr 16, 2021 at 09:25 AM

Data in this report are provisional and subject to change.

The numbers in the table below represent the number of Florida and non-Florida residents for whom test results were received by the Department of Health. A person can be tested by more than one laboratory and can have both positive and negative results. **Therefore, the sum of the numbers in each column will be larger than the total number of people tested.**

Reporting lab	Inconclusive	Negative	Positive	Percent positive	Total
SUNSHINE PHARMACY		2			2
MEDEXPRESS URGENT CARE - SPRINGDALE, S 40TH STREET		2			2
Jacob's Creek Nursing and Rehabilitation Center		2			2
LAB CORP OF AMER SAN DIEGO			2	100%	2
URGENT TEAM MANAGEMENT OF TENNESSEE, L		1	1	50%	2
CVS MO8581POCT BLUE SPRINGS		1	1	50%	2
MCLAREN REGIONAL MEDICAL CENTER			2	100%	2
ORLANDO HEALTH MEDICAL GROUP		1	1	50%	2
LIFT HEALTH		2			2
NORTH OKALOOSA PHYSICIAN GRP - WALK IN CLINIC			2	100%	2
UNM SANDOVAL REGIONAL MEDICAL CENTER		2			2
LABTOX LABORATORIES			2	100%	2
FLORIDA KEYS PED & ADOLES CTR			2	100%	2
HCR MANOR CARE SERVICES OF FLORIDA III INC		2			2
DRR JMC URGENT CARE DONALD ROSS			2	100%	2
SUNCOAST BLOOD BANK			2	100%	2
HCA HOUSTON ER 24/7			2	100%	2
JACKSON LABORATORY OF GENOMIC MEDICINE		2			2
FLORIDA SCHOOL FOR THE DEAF & BLIND			2	100%	2
Timber Ridge Health Care Center			2	100%	2
JOHNSON CITY MEDICAL CENTER		1	1	50%	2
Avanti Wellness and Rehab			2	100%	2
Good Samaritan Society Waukon		2			2
MEMORIAL HEALTH SYSTEM		1	1	50%	2
Colonial Manor Nursing and Rehabilitation Center		2			2
COLONIAL VILLA GOOD SAMARITAN CENTER		2			2
CVS OH6167POCT ASHLAND		2			2
RAINY LAKE MEDICAL CENTER			2	100%	2
NEW YORK CITY CENTRAL COVID			2	100%	2
MAGNOLIA MANOR OF COLUMBUS		2			2
GENETIC ASSAYS INC			2	100%	2
Kroger 409 - The Little Clinic Hebron Marketplace		1	1	50%	2
BROOKS -TLC HOSPITAL SYSTEM			2	100%	2
CVS AZ5892POCT LAWEEN		2			2
Guilford Health Care Center		2			2
Durham VAMC		2			2
CLEVELAND CLINIC IMAGING			2	100%	2
MEDEXPRESS URGENT CARE - MYLAN			2	100%	2
WALGREENS #15495		1	1	50%	2
ManorCare Rehab Center of Marietta		2			2
MY PHARMACY			2	100%	2
CVS CA8861POCT BUENA PARK		2			2
CVS MA1877POCT NORTON		2			2
CAROLINAS HEALTHCARE SYSTEM LAB			2	100%	2
ORMOND BEACH URGENT CARE			2	100%	2
PM PEDIATRICS OF BAYSIDE PLLC - HOPEWELL JUNCTION		2			2

COVID-19: testing by laboratory

Data through Apr 15, 2021 verified as of Apr 16, 2021 at 09:25 AM

Data in this report are provisional and subject to change.

The numbers in the table below represent the number of Florida and non-Florida residents for whom test results were received by the Department of Health. A person can be tested by more than one laboratory and can have both positive and negative results. **Therefore, the sum of the numbers in each column will be larger than the total number of people tested.**

Reporting lab	Inconclusive	Negative	Positive	Percent positive	Total
LOUISIANA STATE LAB			1	100%	1
STAMFORD HOSPITAL			1	100%	1
AIRPORT MEDICAL SOLUTIONS ORLANDO			1	100%	1
RAAZI CLINICAL LABORATORY LLC			1	100%	1
West Bay of Tampa Center			1	100%	1
WALGREENS #5130			1	100%	1
ELLIS HOSPITAL URGENT CARE CENTER LAB		1			1
INDIANA STATE DEPARTMENT OF HEALTH CLINIC MICROBIOLOGY		1			1
DOYLESTOWN HOSPITAL			1	100%	1
Senatobia Healthcare & Rehab		1			1
PATIENT FIRST-GENERAL BOOTH			1	100%	1
GENEVA FAMILY HEALTH			1	100%	1
MIL LAKE HEALTHCARE CENTER INC PEDIATRICS			1	100%	1
CARSON NURSING AND REHABILITATION CENTER		1			1
BEACH CARE PLLC			1	100%	1
MYCLINIC, INC			1	100%	1
DORNOCH PLACE DEL PRADO		1			1
HUNTERS CREEK MEDICAL ASSOCIATES PA		1			1
NULEASE MEDICAL SOLUTIONS			1	100%	1
TMH PHYSICIAN PARTNERS QUINCY			1	100%	1
LIBERTY COMMONS NURSING AND REHABILITA		1			1
JOHN MANCHIN SR HEALTH CARE CENTER		1			1
SENTARA NORFOLK GENERAL HOSPITAL			1	100%	1
TMH URGENT CARE CENTER			1	100%	1
CHIPLEY DIALYSIS			1	100%	1
INTERMOUNTAIN HEALTHCARE CENTRAL LABORATORY			1	100%	1
MARQUETTE GENERAL HOSPITAL			1	100%	1
MEDHELP			1	100%	1
NORTH WEST FLORIDA DIAGNOSTIC ENOCRINOLOGY CLINIC			1	100%	1
Northern Nevada State Veterans Home		1			1
CHILDREN'S AT CHAMBLEE BROOKHAVEN URGE		1			1
MEDLABS OF FLORIDA LLC D/B/A MEDLABS DIAGNOSTICS		1			1
ALBUQUERQUE INDIAN HEALTH CENTER		1			1
VIVIAN SIMMONS FAMILY PRACTICE			1	100%	1
INFANTS & CHILDREN PA			1	100%	1
FAIRVIEW HOSPITAL			1	100%	1
WAYCROSS INTRTNAL MEDICINE			1	100%	1
HIGH DESERT COURT GROUP HOME			1	100%	1
PATIENT FIRST - HAMILTON		1			1
ST JOSEPHS CHILDRENS HOSPITAL PEDI TRANSPORT			1	100%	1
WALGREENS #07589		1			1
MEDCARE QUALITY MEDICAL CENTER LLC			1	100%	1
NORTH CAROLINA STATE LABORATORY OF PUBLIC HEALTH, SPECTRUM LAB NETWORK			1	100%	1
Walgreens #17445		1			1
bishop rehabilitation and nursing center		1			1
ManorCare Yeadon		1			1

COVID-19: testing by laboratory

Data through Apr 15, 2021 verified as of Apr 16, 2021 at 09:25 AM

Data in this report are provisional and subject to change.

The numbers in the table below represent the number of Florida and non-Florida residents for whom test results were received by the Department of Health. A person can be tested by more than one laboratory and can have both positive and negative results. **Therefore, the sum of the numbers in each column will be larger than the total number of people tested.**

Reporting lab	Inconclusive	Negative	Positive	Percent positive	Total
VERMONT DEPT OF HEALTH LABORATORY			1	100%	1
VIBRA HEALTH LABORATORY			1	100%	1
ROSE MEDICAL CENTER LAB			1	100%	1
Kroger 49 - The Little Clinic Wichita - 21st St.			1	100%	1
NEMOURS CHILDREN'S PRIMARY CARE			1	100%	1
CORPUS CHRISTI MEDICAL CENTER			1	100%	1
CELEBRATION FAMILY PHYSICIANS LLC			1	100%	1
GAMMA HEALTHCARE, INC		1			1
NABI		1			1
PANCARE HEALTH - BRUCE			1	100%	1
CHI ST. LUKE'S HEALTH BCM MEDICAL CENTER			1	100%	1
CVS AZ3749POCT GOODYEAR		1			1
NEW ERA HEALTH CENTER INC		1			1
Vibralf of El Paso Rehabilitation Center			1	100%	1
LEE HEALTH KIDS URGENT CARE		1			1
MINUTE CLINIC DIAGNOSTIC MED GRP OF CA		1			1
SIGNATURE CARE COLLEGE STATION			1	100%	1
SUN LABORATORY SERVICES,INC			1	100%	1
GINKGO BIOWORKS INC (CONCENTRIC)		1			1
PENNY PEDIATRICS		1			1
ERIE COUNTY EMERGENCY SERVICES DIV OF		1			1
GADSDEN FAMILY PRACTICE		1			1
Nemours Children's Clinic-Orla			1	100%	1
GULF BREEZE TREATMENT CENTER, LLC			1	100%	1
SIGNATURE CARE MIDLAND			1	100%	1
RIO GRANDE REGIONAL HOSPITAL FAMILY PRACTICE CLINC			1	100%	1
HEALTH CLINIC,THE		1			1
MD NOW MEDICAL CENTERS, INC			1	100%	1
TRAVIS LEE THOMPSON MD			1	100%	1
FLORIDA HOSPITAL TRANSPLANT CENTER		1			1
Juniper Village at Bucks County		1			1
PARTNERS IN PRIMARY CARE		1			1
PEDIATRIC ASSOCIATES - MIAMI LAKES		1			1
Washington County Nursing Home			1	100%	1
REELFOOT FAMILY WALK-IN CLINIC		1			1
DEPARTMENT OF HEALTH SERVICES			1	100%	1
WMC HEALTH GROUP OF KISSIMMEE LLC			1	100%	1
SUTTER GOULD MEDICAL FOUNDATION			1	100%	1
LINCOLN COUNTY MEDICAL CENTER		1			1
MID-FLORIDA PATHOLOGY LLC		1			1
BRIDGEWATER PARK ASSISTED LIVING LLC			1	100%	1
WAKE FOREST MEDICAL CENTER LABORATORY			1	100%	1
BROOKDALE WEST PALM BEACH			1	100%	1
GWINNETT MEDICAL CENTER			1	100%	1
JOSEPH REINA PHARMACY INC DBA JRX PHAR		1			1
Piqua Manor		1			1

COVID-19: testing by laboratory

Data through Apr 15, 2021 verified as of Apr 16, 2021 at 09:25 AM

Data in this report are provisional and subject to change.

The numbers in the table below represent the number of Florida and non-Florida residents for whom test results were received by the Department of Health. A person can be tested by more than one laboratory and can have both positive and negative results. **Therefore, the sum of the numbers in each column will be larger than the total number of people tested.**

Reporting lab	Inconclusive	Negative	Positive	Percent positive	Total
TMH PHYSICIAN PARTNERS WAKULLA			1	100%	1
MEDPOST URGENT CARE - CIBOLO			1	100%	1
PRINCIPLE DIAGNOSTICS LLC			1	100%	1
Kroger 699 - The Little Clinic Smyrna		1			1
ADVANCE HEALTH AND WELLNESS SOLUTIONS			1	100%	1
DORAL KIDNEY CENTER			1	100%	1
Kroger 519 - The Little Clinic Staples Mill Road		1			1
INDIGO PALMS			1	100%	1
PINEVILLE PHARMACY			1	100%	1
SMA BEHAVIORAL HEALTH SERVICES INC		1			1
BOND & STEELE CLINIC, PA			1	100%	1
CVS AZ7855POCT TUCSON		1			1
TAMPA FAMILY HEALTH CENTER		1			1
Portsmouth Health and Rehab			1	100%	1
SUMMER PLACE NURSING & REHABILITATION		1			1
LABORATORY SERVICES SGHS - CAMDEN		1			1
JET MEDICAL CENTER			1	100%	1
FAMILY MEDICAL CENTERS			1	100%	1
Melbourne Terrace Rehabilitation Center			1	100%	1
PALMETTO CHARTER SCHOOL		1			1
DR. K PEDIATRICS			1	100%	1
COASTAL PEDIATRICS LLC			1	100%	1
ABSOLUTE CAREGIVERS HOME HEALTH AGENCY INC			1	100%	1
TAMPA GENERAL MEDICAL GROUP LABORATORY HEALTHPARK			1	100%	1
BAPTIST HEALTH PRIMARY CARE AT CUTLER BAY			1	100%	1
HEART HOSPITAL OF LAFAYETTE: EMERGENCY ROOM			1	100%	1
FOUNDCARE HEALTH			1	100%	1
WATERS EDGE ELEMENTARY SCHOOL			1	100%	1
MEDSTAR HEALTH URGENT CARE			1	100%	1
MEDEXPRESS URGENT CARE - LINDEN		1			1
SILVERMAN			1	100%	1
Orange City Nursing and Rehab Center			1	100%	1
NEMOURS CHILDREN'S PRIMARY CARE			1	100%	1
BRITTNEY WHELIHAN IRWIN ARNP LLC			1	100%	1
C A R E S		1			1
Greene Meadows Nursing and Rehabilitation Center		1			1
CLEVELAND HEARTLAB			1	100%	1
Mission Arch Center		1			1
GENESEE COUNTY HEALTH DEPARTMENT		1			1
NEW RIVER HEALTH DISTRICT			1	100%	1
BIOMERIEUX			1	100%	1
PRISMA HEALTH TUOMEY LABORATORY			1	100%	1
SOLARIS HEALTHCARE PLANT CITY		1			1
IMA MEDICAL CENTER OF SOUTH WEST ORLANDO			1	100%	1
STANDIFER PLACE		1			1
MEDICAL CITY NORTH HILLS			1	100%	1

COVID-19: testing by laboratory

Data through Apr 15, 2021 verified as of Apr 16, 2021 at 09:25 AM

Data in this report are provisional and subject to change.

The numbers in the table below represent the number of Florida and non-Florida residents for whom test results were received by the Department of Health. A person can be tested by more than one laboratory and can have both positive and negative results. **Therefore, the sum of the numbers in each column will be larger than the total number of people tested.**

Reporting lab	Inconclusive	Negative	Positive	Percent positive	Total
CLINICAL RESEARCH OF WEST FLORIDA		1			1
WASHINGTONVILLE PHARMACY INC		1			1
OCALA RKC EAST HEMO #1			1	100%	1
SHARP GROSSMONT HOSPITAL LABORATORY			1	100%	1
Brown Memorial Home		1			1
ABBOTT LABORATORIES - OCCUPATIONAL HEALTH SERVICES			1	100%	1
SENCARE MANAGEMENT		1			1
MED BAR LLC		1			1
LUTHERAN HOSPITAL OF INDIANA			1	100%	1
AVERA ST. MARY'S HOSPITAL			1	100%	1
AURORA MEDICAL CENTER-KENOSHA			1	100%	1
CLARKSVILLE HEALTH SYSTEM			1	100%	1
Advanced Rehabilitation of Vernon		1			1
CVS TX7431POCT ROWLETT		1			1
ACCESS FAMILY CARE LLC			1	100%	1
AMERICAN FAMILY CARE - SMYRNA			1	100%	1
SACRED HEART HOSPITAL NURSING			1	100%	1
QLABS			1	100%	1
MEDEXPRESS URGENT CARE, LEBANON		1			1
USF PHYSICIANS GROUP			1	100%	1
LANTANA HC LAB			1	100%	1
TREASURE COAST COMMUNITY HEALTH INC			1	100%	1
WALGREENS #12322		1			1
HALIFAX HEALTH PRIMARY CARE ORMOND			1	100%	1
WEST PALM BEACH PHARMACEUTICALS LLC			1	100%	1
Mayfair Village Nursing Care Center		1			1
SHRIVERS PHARMACY AND WELLNESS CENTER			1	100%	1
THEDACARE FAMILY MEDICINE GATEWAY			1	100%	1
MEDEXPRESS NORTHSIDE			1	100%	1
CARING PROFESSIONAL HEALTH CARE LLC		1			1
FLORIDA KEYS PED AND ADOLES CTR			1	100%	1
WOODSTOCK HEALTH DEPARTMENT			1	100%	1
SOUTHERN HILLS MEDICAL CENTER			1	100%	1
Walgreens #12695			1	100%	1
MEDEXPRESS URGENT CARE - LODI		1			1
GOOD PEDIATRICS			1	100%	1
WESTEX URGENT CARE, PLLC			1	100%	1
SMITH			1	100%	1
BGB SUMMIT MEDICAL GROUP		1			1
NSUH AT SYOSSET		1			1
COUNTRYSIDE PEDIATRIC CARE PA			1	100%	1
AMERICA'S ER SITE 002 LLC			1	100%	1
STATE OF CALIFORNIA DOH SERVICES			1	100%	1
NORTH PALM BEACH DIALYSIS CENTER			1	100%	1
DEACONESS URGENT CARE CENTER			1	100%	1
FAMILY MEDICAL CLINIC KENDALL LLC			1	100%	1

COVID-19: testing by laboratory

Data through Apr 15, 2021 verified as of Apr 16, 2021 at 09:25 AM

Data in this report are provisional and subject to change.

The numbers in the table below represent the number of Florida and non-Florida residents for whom test results were received by the Department of Health. A person can be tested by more than one laboratory and can have both positive and negative results. **Therefore, the sum of the numbers in each column will be larger than the total number of people tested.**

Reporting lab	Inconclusive	Negative	Positive	Percent positive	Total
Miller Health Care Center			1	100%	1
ASCENSION ST VINCENT'S - WESTSIDE			1	100%	1
BAPTIST HEALTH EXPRESS CARE			1	100%	1
HEALTH AND HOPE CLINIC INC			1	100%	1
AUTUMN HOUSE			1	100%	1
STORMONT VAIL HOSPITAL			1	100%	1
CARESTAT HOSPICE SERVICES			1	100%	1
Kroger 63 - The Little Clinic Glassford Hill Rd		1			1
PINEBROOK CARE AND REHABILITATION CENTER			1	100%	1
TITUSVILLE CENTER FOR SURGICAL EXCELLENCE LLC		1			1
TITUSVILLE REHABILITATION AND NURSING CENTER		1			1
CTMD MEDICAL CENTER, PA			1	100%	1
SOUTHWESTERN STATE HOSPITAL LABORATORY			1	100%	1
MEDICAL ASSOCIATES OF THE SHOALS		1			1
Fairhaven Retirement Community		1			1
ROCKLEDGE HEALTH & REHABILITATION CENTER			1	100%	1
Kroger 767 - The Little Clinic Beaumont		1			1
St. Anthonys Nursing and Rehab			1	100%	1
INTEGRIS SEMINOLE EMERGENCY DEPT			1	100%	1
ACCESS HEALTH CARE PHYSICIANS, LLC		1			1
GENESIS HOME HEALTH CARE SERVICES OF			1	100%	1
EASTSIDE URGENT CARE			1	100%	1
PATHOLOGY		1			1
HOLYCROSS URGENT CARE AND IMAGING CENTER		1			1
CONVENIENT MD			1	100%	1
EXPRESS LAB LIVINGSTON			1	100%	1
CVS TN5694POCT SODDY DAISY		1			1
WASHINGTON CENTER FOR REHABILITATION A		1			1
CVS CT692POCT NORTH HAVEN		1			1
CHATEAU MADELEINE - SENIOR LIVING & MEMORY CARE			1	100%	1
WASHINGTON SOLDIERS HOME AND COLONY		1			1
Kroger 531 - The Little Clinic Waterville		1			1
PINELLAS POINT NURSING AND REHAB CENTER			1	100%	1
VERIFY LABS			1	100%	1
EMERGENCY CARE SERVICES LAB AT JFK MEDICAL CENTER			1	100%	1
B2 URGENT CARE			1	100%	1
Pinnacle Health and Rehab at South Portland		1			1
LADY OF THE SEA HOSPITAL LAB			1	100%	1
FIU HEALTH CARE CENTER			1	100%	1
LACKAWANNA HEALTH AND REHAB CENTER		1			1
ANSWERS RESOURCE FACILITY		1			1
BAYLOR SCOTT & WHITE ALL SAINTS MEDICAL CENTER FT			1	100%	1
PANCARE HEALTH - NORTHSIDE ELEMENTARY			1	100%	1
MISSION REGIONAL MEDICAL CENTER			1	100%	1
BIODORON LABORATORIES			1	100%	1
MARYLAND DEPARTMENT OF HEALTH AND MENTAL HYGIENE-LABORATORIES			1	100%	1

COVID-19: testing by laboratory

Data through Apr 15, 2021 verified as of Apr 16, 2021 at 09:25 AM

Data in this report are provisional and subject to change.

The numbers in the table below represent the number of Florida and non-Florida residents for whom test results were received by the Department of Health. A person can be tested by more than one laboratory and can have both positive and negative results. **Therefore, the sum of the numbers in each column will be larger than the total number of people tested.**

Reporting lab	Inconclusive	Negative	Positive	Percent positive	Total
FRESENIUS KIDNEY CARE OF CLERMONT WEST			1	100%	1
OHIOHEALTH URGENT CARE			1	100%	1
BAYSTATE REFERENCE LABORATORY			1	100%	1
PIEDMONT NEWTON HOSPITAL		1			1
PATHLAB SERVICES			1	100%	1
SUNRISE/QUAY COUNTY HEALTH CLINIC		1			1
NAVICENT HEALTH OCONEE, LLC		1			1
LAURELS OF ATHENS, THE		1			1
MEDCOR CORPORATE CLINIC			1	100%	1
MANOR CARE OF DELRAY BEACH FL LLC		1			1
C V S / PHARMACY #833		1			1
NORTH PALM CHIDRENS PHYSICIANS			1	100%	1
KIOSK MEDICINE OF KENTUCKY LLC		1			1
HILTON HEAD HOSPITAL/INPATIENT			1	100%	1
CONCORDIA MANOR			1	100%	1
CVS AZ9273POCT TUCSON			1	100%	1
NORTH SHORE HEMATOLOGY-ONCOLOGY ASSOCIATES PC		1			1
EASTGENE LABORATORIES		1			1
SPHERE DX			1	100%	1
FLORIDA FAMILY LABORATORY		1			1
UNIVERSITY OF TOLEDO MEDICAL CENTER			1	100%	1
HUGH CHATHAM FAMILY MEDICINE INDEPENDENCE		1			1
Manor Care Health Care Services - Williamsport North		1			1
ST. JOHN HOSPITAL & MEDICAL CENTER			1	100%	1
Kroger 753 - The Little Clinic Goss Avenue		1			1
AUTUMN CARE OF STATESVILLE, LLC		1			1
Fairhope		1			1
TRUMAN MEDICAL CENTER - HOSPITAL HILL			1	100%	1
LANCASHIRE HALL NURSING AND REHABILITATION CENTER		1			1
AMALIA'S COMMUNITY CLINIC, CORP			1	100%	1
ALPHA CLINICAL LABORATORY CORP.			1	100%	1
PATIENT FIRST - GARRISONVILLE			1	100%	1
Accordius Health at Harrisonburg		1			1
WESTON COUNTY HEALTH SERVICES			1	100%	1
PEDIATRIC ASSOCIATES OF JULINGTON CREEK			1	100%	1
PEDIATRIC URGENT CARE CENTR OF FORT WORTH-LA GRAN			1	100%	1
SIGNATURE CARE MEMORIAL CITY			1	100%	1
LOUNDY		1			1
Arlington Health and Rehabilitation		1			1
MISSION HOSPITAL - MEMORIAL CAMPUS			1	100%	1
HALE KUPUNA HERITAGE HOME		1			1
FAMILY MEDICAL CARE OF MOUNT DORA INC			1	100%	1
ADVENTHEALTH MEDICAL GROUP OBSTETRICS			1	100%	1
BETHESDA HEALTH PHYSICIANS GROUP		1			1
DR Q PEDIATRICS			1	100%	1
PEDIATRIC ASSOCIATES OF ORLANDO			1	100%	1

COVID-19: testing by laboratory

Data through Apr 15, 2021 verified as of Apr 16, 2021 at 09:25 AM

Data in this report are provisional and subject to change.

The numbers in the table below represent the number of Florida and non-Florida residents for whom test results were received by the Department of Health. A person can be tested by more than one laboratory and can have both positive and negative results. **Therefore, the sum of the numbers in each column will be larger than the total number of people tested.**

Reporting lab	Inconclusive	Negative	Positive	Percent positive	Total
ARTESIAN HOME		1			1
PATHOLOGY ASSOCIATES			1	100%	1
ARISTACARE AT MANCHESTER		1			1
Manor Care of Dallastown d/b/a ManorCare Health Services - Dallastown		1			1
Piedmont Crossing		1			1
THE READING HOSPITAL AND MEDICAL CENTER			1	100%	1
MINUTECLINIC DIAGNOSTIC OF NH, LLC (CL		1			1
WESTCHESTER MEDICAL CENTER ADVANCED		1			1
MARYLAND DEPARTMENT OF HEALTH AND MENTAL HYGIENE			1	100%	1
DIXIE COUNTY JAIL			1	100%	1
SEATTLE-KING COUNTY			1	100%	1
MAYO MEDICAL LABORATORIES			1	100%	1
Kroger 086 - The Little Clinic Broomfield-Sheridan		1			1
BROOKDALE FORT WALTON BEACH			1	100%	1
IMMY LABS			1	100%	1
ASUNCION HOME HEALTH CARE CORP			1	100%	1
ALL PEDIATRIC CARE PA			1	100%	1
REGIONAL MED CTR BAYONET POINT			1	100%	1
UF HEALTH - WILDLIGHT			1	100%	1
VERITAS GENETICS, INC.			1	100%	1
LOURDES URGENT CARE			1	100%	1
DEERFIELD BEACH REHABILITATION AND NURSING			1	100%	1
PROGRESSIVE MEDICAL RESEARCH			1	100%	1
LAREDO CARE CLINIC NORTH		1			1
CARDIOLOGY AND FITNESS MEDICINE		1			1
MOUNTAINVIEW URGENT CARE VALLEY		1			1
Bayou Vista Community Care Center			1	100%	1
PASTEUR MEDICAL CENTER LLC		1			1
Kroger 629 - The Little Clinic Cartersville, GA Hwy 41		1			1
CVS IL2297651CV JOLIET		1			1
ORMC-ARDEN/EOI			1	100%	1
JPS HEALTH CENTER AT TRUE WORTH PLACE			1	100%	1
BLESSINGS MEDICAL CLINIC, THE			1	100%	1
DUKE UNIVERSITY POINT OF CARE TESTING PROGRAM			1	100%	1
EVANS FAMILY CARE PA			1	100%	1
SONORAN DESERT PATHOLOGY			1	100%	1
HARDVARD VANGUARD MEDICAL ASSOCIATES - NEEDHAM			1	100%	1
ENT & ALLERGY ASSOCIATES, LLP - SLEEPY HOLLOW (ABBOTT)		1			1
Crisp Regional Nursing and Rehab Center		1			1
FAMILY PRACTICE OF CENTRAL FLORIDA PA			1	100%	1
PALM BEACH COUNTY HEALTH DEPT.			1	100%	1
Harris Hill Nursing Facility		1			1
LIFE CARE CENTER OF HILTON HEAD		1			1
ECHCS - Jewell Clinic		1			1
THE INTERNAL MEDICAL GROUP		1			1
HOSPITALS OF PROVIDENCE TRANSMOUNTAIN CAMPUS, THE			1	100%	1

COVID-19: testing by laboratory

Data through Apr 15, 2021 verified as of Apr 16, 2021 at 09:25 AM

Data in this report are provisional and subject to change.

The numbers in the table below represent the number of Florida and non-Florida residents for whom test results were received by the Department of Health. A person can be tested by more than one laboratory and can have both positive and negative results. **Therefore, the sum of the numbers in each column will be larger than the total number of people tested.**

Reporting lab	Inconclusive	Negative	Positive	Percent positive	Total
WEST PENSACOLA DIALYSIS CENTER			1	100%	1
Woodstock Nursing and Rehabilitation Center		1			1
BATESVILLE - SHERWOOD URGENT CARE			1	100%	1
SUMMERFORD NURSING HOME, INC.		1			1
MID FLORIDA COMMUNITY SERVICES			1	100%	1
CVS TN6394POCT BRENTWOOD		1			1
SAINT JOSEPH'S HOSPITAL AND MEDICAL CENTER		1			1
MEMORIAL HOSPITAL LOS BANOS			1	100%	1
FRESENIUS MEDICAL CARE TRADTION			1	100%	1
CLIFTON SPRINGS		1			1
ORMOND BEACH DIALYSIS			1	100%	1
CHC			1	100%	1
WHEATON FRANCISCAN LABORATORY			1	100%	1
WEST FLORIDA MEDICAL CENTER CLINIC			1	100%	1
DEVLIN MANOR NURSING AND REHABILITATION		1			1
Seal Rock Healthcare		1			1
WEST VIRGINIA LABORATORIES			1	100%	1
URGENT DOC -NACOGODOCHES CLINIC			1	100%	1
MBMG OF WINTER HAVEN			1	100%	1
MARTIN LUTHER KING RENAL INSTITUTE			1	100%	1
Kroger 356 - The Little Clinic Middletown		1			1
BAPTIST HEALTH FLOYD			1	100%	1
WALMART PHARMACY 10-4554		1			1
SUNSHINE URGENT CARE			1	100%	1
OAKWOOD HOSPITAL - SOUTHSHORE			1	100%	1
BORINQUEN HEALTH CENTER			1	100%	1
HARDIN MEMORIAL HOSPITAL - HEARTLAND PATHOLOGY CONSULTANTS			1	100%	1
Fairview			1	100%	1
LOUIS A JOHNSON VAMC		1			1
Kroger 717 - The Little Clinic Dolphin Drive			1	100%	1
PANCARE HEALTH - CARR ELEM & MIDDLE SCHOOL			1	100%	1
Southwest Louisiana Veterans Home			1	100%	1
Lantern Park Specialty Care		1			1
SANCHEZ CAZAU MEDICAL GROUP			1	100%	1
ST JOHNS PEDIATRICS PA		1			1
ST LUKES SURGICAL AT THE VILLAGES INC			1	100%	1
Allen Health and Rehabilitation		1			1
MARTIN ARMY COMMUNITY HOSPITAL			1	100%	1
MEDICAL CITY DENTON			1	100%	1
FLORIDA HEART AND VASCULAR MULTISPECIALTY GROUP PA			1	100%	1
CLEVELAND CLINIC OUTPATIENT LABORATORY			1	100%	1
CARESPOT - OCOEE			1	100%	1
LABTEST LLC LABTEST DIAGNOSTICS			1	100%	1
Monument Health Custer Care Center		1			1
HAMILTON CI MAIN UNIT ANNEX/ WORK CAMP			1	100%	1
UUHC - REDSTONE HEALTH CENTER LABORATORY			1	100%	1

COVID-19: testing by laboratory

Data through Apr 15, 2021 verified as of Apr 16, 2021 at 09:25 AM

Data in this report are provisional and subject to change.

The numbers in the table below represent the number of Florida and non-Florida residents for whom test results were received by the Department of Health. A person can be tested by more than one laboratory and can have both positive and negative results. **Therefore, the sum of the numbers in each column will be larger than the total number of people tested.**

Reporting lab	Inconclusive	Negative	Positive	Percent positive	Total
AMERICAN LAB LLC		1			1
CARENOW LAKE WORTH			1	100%	1
SOUTHERN WINDS			1	100%	1
Kroger 006 - The Little Clinic Uintah Gardens		1			1
ST JOHNS EPISCOPAL HOSPITAL SOUTH SHORE		1			1
BEACHSIDE DETOX		1			1
Heartland of Pittsburgh PA, LLC		1			1
HARDEN DIALYSIS		1			1
LAS PALOMAS SENIOR LIVING		1			1
NORWOOD HEALTH CENTER		1			1
MARY WASHINGTON HOSPITAL HOME HEALTH AGENCY	1				1
WILLOW DALE WELLNESS VILLAGE APARTMENT		1			1
EAST LANSING OPCO		1			1
STAT EMERGENCY CENTER			1	100%	1
OUCH URGENT CARE			1	100%	1
TOMAH VAMC			1	100%	1
FORT MYERS NORTH DIALYSIS		1			1
SAINT JOSEPHS HOSPITAL OF ATLANTA			1	100%	1
San Antonio Residence and Rehabilitation Center		1			1
FLORIDA DIGESTIVE AND LIVER SPECIALISTS			1	100%	1
ATMORE COMMUNITY HOSPITAL			1	100%	1
HEALTHPLUS			1	100%	1
TRAFALGAR DIALYSIS			1	100%	1
GENESIS MICROBIOLOGY LAB		1			1
SOUTHERN FAMILY HEALTH			1	100%	1
HEALTH & WELLNESS PROFESSIONALS INC			1	100%	1
Jenkins Living Center		1			1
ADVENTHEALTH MEDICAL GROUP UROLOGY AT EAST ORLANDO		1			1
PM PEDIATRICS PC			1	100%	1
THE CLINIC ON SIXTH			1	100%	1
FAU MEMORY & WELLNESS CENTER			1	100%	1
ORMOND MEDICAL ARTS FAMILY PRACTICE PL			1	100%	1
PULMONARY MEDICINE		1			1
TRIHEALTH			1	100%	1
FRITZINGERTOWN SENIOR LIVING		1			1
Avantara Lake Norden		1			1
WMG URGENT CARE WOODSTOCK			1	100%	1
ENCOMPASS HEALTH REHABILITATION HOSPITAL OF UTAH		1			1
HAWKEYE CARE CENTER DUBUQUE		1			1
MEDEXPRESS URGENT CARE - TOTOWA		1			1
Jewish Home of Rochester		1			1
FORT MYERS DIALYSIS		1			1
Valley View Health and Rehabilitation, LLC		1			1
PAUL C SCHWARTZ & MELVIN L WEIDMAN		1			1
CSI LABORATORIES FLORIDA			1	100%	1
CONSULATE HEALTH CARE OF VERO BEACH			1	100%	1

COVID-19: testing by laboratory

Data through Apr 15, 2021 verified as of Apr 16, 2021 at 09:25 AM

Data in this report are provisional and subject to change.

The numbers in the table below represent the number of Florida and non-Florida residents for whom test results were received by the Department of Health. A person can be tested by more than one laboratory and can have both positive and negative results. **Therefore, the sum of the numbers in each column will be larger than the total number of people tested.**

Reporting lab	Inconclusive	Negative	Positive	Percent positive	Total
MEDIPLUS CLINIC, INC			1	100%	1
HIBISCUS COURT			1	100%	1
PASCO COUNTY HEALTH DEPARTMENT			1	100%	1
CVS TX3702POCT KATY		1			1
Hinesville VA Clinic		1			1
SPRINGFIELD HOSPITAL			1	100%	1
CARENOW MIDTOWN			1	100%	1
MINUTE CLINIC DIAGNOSTIC PA			1	100%	1
MEDEXPRESS URGENT CARE - LAWTON		1			1
Country View of Sunbury			1	100%	1
CVS CA8882POCT SAN CLEMENTE		1			1
HALIFAX HEALTH PRIMARY CARE			1	100%	1
TILLAMOOK COUNTY GENERAL HOSPITAL LAB		1			1
MEDEXPRESS URGENT CARE - JACKSON		1			1
PAMC MICRO LAB			1	100%	1
FLORIDA CLINICAL LABORATORY INC DBA			1	100%	1
CARTERSVILLE URGENT CARE			1	100%	1
Villa Maria			1	100%	1
COASTAL MANOR		1			1
RADIANCE HEALTH RX		1			1
CVS TN6414POCT SMYRNA		1			1
UT HEALTH RGV CLINICAL LABORATORY			1	100%	1
LAKE REGIONAL HEALTH			1	100%	1
ANDERSON NURSING CENTER			1	100%	1
The Carrington		1			1
MEMPHIS URGENT CARE #2, LLC			1	100%	1
MEDEXPRESS URGENT CARE - LEOMINSTER		1			1
DORA HOME CARE			1	100%	1
PALMA CEIA MED GROUP-SWANN		1			1
MRMC LAB MICRO			1	100%	1
Traymore Nursing Center		1			1
Lakeland Nursing and Rehabilitation Center LLC		1			1
Willow Ridge Center		1			1
INTERIM HEALTHCARE OF PALM COAST			1	100%	1
SALUDA NURSING CENTER		1			1
ALTA BATES SUMMIT MEDICAL CENTER CLINICAL LAB			1	100%	1
MOSOLF PEDIATRICS PA			1	100%	1
Cerenity Senior Care-White Bear Lake		1			1
PHYSICIANS OF CENTRAL FLORIDA			1	100%	1
WELLPATH			1	100%	1
SANTA MONICA CA-UCLA MC			1	100%	1
SOUTHWESTERN VERMONT MEDICAL CENTER			1	100%	1
PSL JAX BEACH OPERATIONS LLC			1	100%	1
FLORIDA STATE UNIVERSITY HEALTH SERVICES			1	100%	1
STANLY REGIONAL MEDICAL CENTER			1	100%	1
NCH HEALTHCARE CREEKSIDE ENDOSCOPY			1	100%	1

COVID-19: testing by laboratory

Data through Apr 15, 2021 verified as of Apr 16, 2021 at 09:25 AM

Data in this report are provisional and subject to change.

The numbers in the table below represent the number of Florida and non-Florida residents for whom test results were received by the Department of Health. A person can be tested by more than one laboratory and can have both positive and negative results. **Therefore, the sum of the numbers in each column will be larger than the total number of people tested.**

Reporting lab	Inconclusive	Negative	Positive	Percent positive	Total
RIVERTON CBOC			1	100%	1
TRANSCEND PERFORMANCE AND LIFESTYLE INSTITUTE			1	100%	1
PENSACOLA PATHOLOGY		1			1
CHILDRENS SPECIALIST PEDIATRIC PULMMOLOGY &			1	100%	1
OPTUM OF HIALEAH		1			1
NLAC SUMMERBIO			1	100%	1
MEDCOR INC			1	100%	1
IDAHO HEALTH DEPARTMENT			1	100%	1
Oakview Manor Health and Rehab		1			1
WALGREENS #05432		1			1
MINUTECLINIC LLC #3351			1	100%	1
AMD			1	100%	1
ADVENTHEALTH MEDICAL GROUP INTERNAL MEDICINE AT MILLS			1	100%	1
CRESTVIEW MED CLIN LAB			1	100%	1
MORELL			1	100%	1
SPECTRUM LUDINGTON			1	100%	1
Bolingreen Health and Rehabilitation		1			1
CLIFTON-FINE HOSPITAL LABORATORY		1			1
ONPOINT URGENT CARE			1	100%	1
Walgreens #5421		1			1
HOLMES FAMILY PRACTICE PA			1	100%	1
YOUR HEALTH PEDIATRICS INC			1	100%	1
HEARTLAND PHARMACY SEBRING			1	100%	1
FLORIDA MEDICAL CLINIC, PA		1			1
INTERIM HEALTHCARE			1	100%	1
FLAGLER MEDICAL ASSOCIATES PA			1	100%	1
COSTCO PHARMACY #1023			1	100%	1
INNOVATIVE HEALTH DIAGNOSTIC OF CALIFORNIA			1	100%	1
SARASOTA MEMORIAL HOSPITAL		1			1
PEDIATRIC ASSOCIATES - JACKSONVILLE			1	100%	1
CVS MA929POCT FRANKLIN		1			1
MYLAN-SOUTH POINT PA		1			1
Garden Villa Bedford		1			1
PALM BEACH COUNTY SHERIFF OFFICE			1	100%	1
WALGREENS #01456		1			1
ST. MICHAEL'S ELITE HOSPITAL			1	100%	1
Hearthstone Nursing and Rehabilitation Center		1			1
CVS IL2297652CV CHICAGO		1			1
PHOEBE PRIMARY CARE CAMILLA			1	100%	1
CONNECTICUT CVS PHARMACY, LLC		1			1
TREASURE COAST MEDICAL CONCIERGE LLC			1	100%	1
UNIVERSITY PLACE NURSING CENTER		1			1
PROVIDENCE ST PETER HOSPITAL		1			1
SOPHIA MEDICAL ASSOCIATES, PC			1	100%	1
OAKWOOD HOSPITAL - DEARBORN LAB			1	100%	1
FREEPORT ER DOX URGENT CARE		1			1

COVID-19: testing by laboratory

Data through Apr 15, 2021 verified as of Apr 16, 2021 at 09:25 AM

Data in this report are provisional and subject to change.

The numbers in the table below represent the number of Florida and non-Florida residents for whom test results were received by the Department of Health. A person can be tested by more than one laboratory and can have both positive and negative results. **Therefore, the sum of the numbers in each column will be larger than the total number of people tested.**

Reporting lab	Inconclusive	Negative	Positive	Percent positive	Total
CULVER CITY URGENT CARE			1	100%	1
NORTHEAST GEORGIA HEALTH SYSTEM			1	100%	1
WALGREEN#12147		1			1
INTERNAL MEDICINE ASSOCIATES		1			1
MORGAN STANELY HEALTH CENTER		1			1
OMNICARE PHARMACY OF TEXAS 1, LP		1			1
CARE ADVANTAGE			1	100%	1
MEDICAL UNIVERSITY OF SOUTH CAROLINA			1	100%	1
CVS SC7012POCT BALLENTINE			1	100%	1
RIVERSIDE PEDIATRIC GROUP, INC		1			1
BREVARD COUNTY JAIL			1	100%	1
APPLECARE URGENT CARE			1	100%	1
EDWARD HOSPITAL			1	100%	1
WALGREENS # 12338		1			1
SUNSHINE FAMILY & WELLNESS CENTER			1	100%	1
LABWORKS LLC			1	100%	1
Maple Lane Nursing Home		1			1
Cornerstone at the Ranch		1			1
FREDERICK AVENUE GROUP HOME		1			1
KATHY L ANDERSON DO PA			1	100%	1
MIAMI-DADE COUNTY HEALTH DEPT.		1			1
CONCENTRA - LEESBURG		1			1
MAINE HEALTH AND ENVIRONMENTAL TESTING LABORATORY			1	100%	1
Eagle Point Health Care Center		1			1
ORDRS, INC.			1	100%	1
AEGIS MEDICAL GROUP LLC			1	100%	1
LIFE CARE CENTER OF GWINNETT		1			1
OPTI MED PHARMACY		1			1
KEY WEST BRANCH MEDICAL CLINIC			1	100%	1
PUTNAM CO HOSPITAL-D/B/A ASBURY TOWERS		1			1
HEALTH GUAGE			1	100%	1
US LABORATORIES			1	100%	1
BRISTOL REGINAL MEDICAL CENTER			1	100%	1
ADVENTHEALTH MEDICAL GROUP PEDIATRICS DIABETES &			1	100%	1
MOUNT SINAI HOSPITAL OF QUEENS			1	100%	1
PALM SPRINGS GENERAL HOSPITAL			1	100%	1
AUGUSTA UNIVERISTY MEDICAL CENTER			1	100%	1
LABORATORY COPORATION OF AMERICA			1	100%	1
VISTA DEL SOL MED ASSOC		1			1
BARTLE'S PHARMACY INC			1	100%	1
ADVENT HEALTH MEDICAL GROUP MULTISPECIALTY			1	100%	1
AMBRY GENETICS CORP	1				1
GULF COUNTY HEALTH DEPARTMENT			1	100%	1
El Paso Health Care Center			1	100%	1
NICKLAUS CHILDREN'S DORAL OUTPATIENT CENTER			1	100%	1
THE HOSPITALS OF PROVIDENCE EMERGENCY ROOM			1	100%	1

COVID-19: testing by laboratory

Data through Apr 15, 2021 verified as of Apr 16, 2021 at 09:25 AM

Data in this report are provisional and subject to change.

The numbers in the table below represent the number of Florida and non-Florida residents for whom test results were received by the Department of Health. A person can be tested by more than one laboratory and can have both positive and negative results. **Therefore, the sum of the numbers in each column will be larger than the total number of people tested.**

Reporting lab	Inconclusive	Negative	Positive	Percent positive	Total
Kroger - KRO01100688			1	100%	1
UF HEALTH EMERGENCY CENTER LABORATORY		1			1
POETS WALK SARASOTA			1	100%	1
MEDEXPRESS URGENT CARE - PINE BLUFF S		1			1
CVS AZ4795POCT MESA		1			1
AMBULATORY CARE CLINIC, LLC			1	100%	1
WELLMED AT LINEBAUGH AVE			1	100%	1
CEPERO PEDIATRICS PA			1	100%	1
CLINICAL CARE, INC			1	100%	1
SILVER SPRINGS SHORES DIALYSIS			1	100%	1
SHANNON CLARK OD, PA			1	100%	1
Raleigh Center (WV)			1	100%	1
LAKE VIEW COURT		1			1
Caldwell Care		1			1
GSM OCED Subsection			1	100%	1
Kroger - KRO70300083			1	100%	1
RESIDENCES AT MIAMI / REIGN GARDENS LLC, THE			1	100%	1
UNIVERSITY OF MARYLAND PATHOLOGY ASSOCIATES			1	100%	1
BARRINGTON TERRACE NAPLES			1	100%	1
Towne Manor West		1			1
DAUGHTERS OF SARAH NURSING CENTER		1			1
PM PEDIATRICS OF BAYSIDE, PLLC		1			1
CORVALLIS CLINIC PC LAB		1			1
Bivins Pointe			1	100%	1
YOUR KIDS URGENT CARE			1	100%	1
CENTER AT WATERFRONT		1			1
SC-GA2018 MCCORMICK REHAB & HEALTHCARE		1			1
AML DIAGNOSTICS- ADV TESTING IN METABOLIC MEDICINE			1	100%	1
WALGREENS #05150		1			1
CVS TX7824POCT GARLAND		1			1
MIAMI CHILDRENS HOSPITAL MIDTOWN OUTPATIENT CENTER			1	100%	1
WATERVIEW HILLS REHABILITATION AND NUR		1			1
ADVANCE CARDIOVASCULAR IMAGING, INC			1	100%	1
KELLY			1	100%	1
WELLSTAR PAULDING HOSPITAL		1			1
ORLANDO DIALYSIS		1			1
Kempsville Health and Rehab Center		1			1
MANCHESTER COMMONS		1			1
NEW ULM MEDICAL CENTER			1	100%	1
THYROID SPECIALTY LABORATORY			1	100%	1
CLARKSVILLE MANOR INC		1			1
PREVENTIVE CARDIOLOGY AND INTERNAL MEDICINE ASSOCI			1	100%	1
WELLNOW URGENT CARE-OSWEGO			1	100%	1
ULTIMATE ANALYSIS LABORATORY			1	100%	1
METHODISM MIDLOTHIAN MEDICAL CENTER			1	100%	1
NHC HEALTH CARE CENTER		1			1

COVID-19: testing by laboratory

Data through Apr 15, 2021 verified as of Apr 16, 2021 at 09:25 AM

Data in this report are provisional and subject to change.

The numbers in the table below represent the number of Florida and non-Florida residents for whom test results were received by the Department of Health. A person can be tested by more than one laboratory and can have both positive and negative results. **Therefore, the sum of the numbers in each column will be larger than the total number of people tested.**

Reporting lab	Inconclusive	Negative	Positive	Percent positive	Total
Integrity Healthcare of Carbondale			1	100%	1
CHRISTUS GOOD SHEPHERD MEDICAL CENTER			1	100%	1
Williamstown Commons			1	100%	1
MADISON AT OVIEDO			1	100%	1
MEDHEALTH CLINICAL INC			1	100%	1
PINECREST MANOR		1			1
OPTIMAL MEDICINE INC		1			1
DESTIN SURGERY CENTER LTD		1			1
FAITH FAMILY PRACTICE			1	100%	1
TRIPLE O RESEARCH INSTITUTE PA			1	100%	1
BROOKSVILLE REGIONAL HOSPITAL			1	100%	1
INTEGRATED GENETICS SEQUENOM		1			1
HUNTSVILLE HOSPITAL			1	100%	1
Walgreens #9620		1			1
FAST TEST NOW		1			1
PRESTIGE ER			1	100%	1
NEWCARE PRIMARY MEDICINE			1	100%	1
Kroger 541 - The Little Clinic Long Hollow Pike		1			1
OAKVIEW INC		1			1
UNIVERSITY OF MIAMI - LENNAR CENTER			1	100%	1
Walgreens #9121		1			1
CONEY ISLAND HOSP			1	100%	1
HALIFAX FAMILY HEALTH CENTER			1	100%	1
PALM BEACH DIABETES AND ENDOCRINE SPECIALISTS, PA			1	100%	1
FRESENIUS KIDNEY CARE OCALA			1	100%	1
BOYKIN		1			1
CARDIAC AND VASCULAR CONSULTANTS MD PA		1			1
MED FIRST IMMEDIATE CARE AND FAMILY PRACTICE			1	100%	1
Crowne Health Care of Thomasville		1			1
CORPORATION OF AMERICA		1			1
LEGACY SPECIALTY PHARMACY CORP			1	100%	1
PINNACLE PAIN CENTER PS DBA LYNX HEALTHCARE		1			1
CVS PA2867POCT FOLSOM		1			1
CVS OH3481POCT MARYSVILLE		1			1
EH FARGO HOSPITAL LABORATORY			1	100%	1
SUSAN F. WILLIAMS M.D., P.A.			1	100%	1
Kroger - KRO70600172		1			1
VIP STARNETWORK		1			1
Good Samaritan Society-Atkinson		1			1
BLOOMINGDALE MEDICAL ASSOC			1	100%	1
FAMILY MEDICAL CENTER OF HOLLYWOOD PA			1	100%	1
MOBILE INFIRMARY MEDICAL CENTER			1	100%	1
Brattleboro Crossings LLC dba Pine Heights at Brattleboro		1			1
CFHC - FROSTPROOF			1	100%	1
VALLEY VISTA CARE CENTER		1			1
ABRAKIDABRA KIDS CLINIC			1	100%	1

COVID-19: testing by laboratory

Data through Apr 15, 2021 verified as of Apr 16, 2021 at 09:25 AM

Data in this report are provisional and subject to change.

The numbers in the table below represent the number of Florida and non-Florida residents for whom test results were received by the Department of Health. A person can be tested by more than one laboratory and can have both positive and negative results. **Therefore, the sum of the numbers in each column will be larger than the total number of people tested.**

Reporting lab	Inconclusive	Negative	Positive	Percent positive	Total
SLIDELL MEMORIAL HOSPITAL			1	100%	1
Masonic Medical Research Institute			1	100%	1
ICARE		1			1
NORTHEAST BAPTIST HOSPITAL			1	100%	1
CAN COMMUNITY HEALTH NORTH MIAMI, FL		1			1
MEDEXPRESS URGENT CARE, EDWARDSVILLE		1			1
Walgreens #10851		1			1
SPRING VALLEY HOSPITAL MEDICAL CENTER			1	100%	1
HEALTHPARTNERS HUDSON CLINIC			1	100%	1
Diversicare of Eupora		1			1
CARENOW URGENT CARE-HENDERSONVILLE		1			1
REGIONAL MEDICAL LABORATORY			1	100%	1
HOLYOKE MEDICAL CENTER			1	100%	1
INTERNAL MEDICINE GROUP OF WINTER HAVEN PA		1			1
CARESPOT - WELLINGTON			1	100%	1
EDGAR PRICE FAMILY & CHILDREN HEALTHCARE CENTER			1	100%	1
EMERALD HEALTH CARE		1			1
MID-SOUTH URGENT CARE, PLLC			1	100%	1
Accordius Health at Gastonia			1	100%	1
LAB. CORP. OF AMERICA			1	100%	1
Carington Park			1	100%	1
Kroger 527 - The Little Clinic Hwy 70 S.		1			1
ANDREWS			1	100%	1
St Mary's d'Youville Pavilion		1			1
Central Alabama Veterans HCS - East Campus		1			1
CLINTON DRUG STORE		1			1
RUBY MEMORIAL HOSP. LAB			1	100%	1
EUGENE T FINAN, MD			1	100%	1
RED HOOK FAMILY PRACTICE		1			1
White River Health Care Center		1			1
HANCOCK REGIONAL HOSPITAL		1			1
CLINICAL LABORATORY DEPARTMENT			1	100%	1
EAST END PEDIATRICS		1			1
MEDSTAR URGENT CARE, LLC			1	100%	1
STONECREST MEDICAL CENTER		1			1
NHC PLACE AT COOL SPRINGS		1			1
UABC			1	100%	1
MARYWOOD HEIGHTS		1			1
Kroger 539 - The Little Clinic Memorial Blvd.		1			1
Acts Manor House		1			1
INTERNAL MEDICINE GROUP OF CENTRAL FLORIDA			1	100%	1
EASTSIDE MEDICAL CLINIC		1			1
CVS AZ3264POCT PHOENIX			1	100%	1
Oak Hill Health & Rehabilitation Center			1	100%	1
MCR HEALTH MEDICAL EXPRESS			1	100%	1
CONNECTICUT PEDIATRICS @ CHC		1			1

COVID-19: testing by laboratory

Data through Apr 15, 2021 verified as of Apr 16, 2021 at 09:25 AM

Data in this report are provisional and subject to change.

The numbers in the table below represent the number of Florida and non-Florida residents for whom test results were received by the Department of Health. A person can be tested by more than one laboratory and can have both positive and negative results. **Therefore, the sum of the numbers in each column will be larger than the total number of people tested.**

Reporting lab	Inconclusive	Negative	Positive	Percent positive	Total
TALLAHASSEE DIALYSIS		1			1
GARDENS PEDIATRICS LAB			1	100%	1
J F K PEDIATRICS			1	100%	1
CLINICAL MICROBIOLOGY LAB FAIRVIEW UNIVERSITY HOSPITAL			1	100%	1
PHYSICIANS PRIMARY CARE LEHIGH PEDS			1	100%	1
EXCEPTIONAL EMERGENCY CENTER			1	100%	1
HEARTLAND OF ZEPHYRHILLS FL, LLC			1	100%	1
MT VIEW			1	100%	1
Smg/North Jersey Hematology & Oncology		1			1
CORE OCCUPATIONAL MEDICINE			1	100%	1
CARRINGTON, LLC D/B/A THE CARRINGTON		1			1
PALM BEACH PEDIATRIC UROLOGY			1	100%	1
FAIRHAVEN		1			1
HATLEY HEALTH CARE, INC		1			1
UNIVERSITY OF FLORIDA			1	100%	1
CORDOVA FAMILY PRACTICE			1	100%	1
JOHN HOPKINS WELLNESS CENTER PEPSICO			1	100%	1
SUNY AT STONY BROOK			1	100%	1
SWIFT CREEK HEALTH CENTER AT THE TEMPL		1			1
NEMOURS CHILDRENS URGENT CARE			1	100%	1
PUBLIC HEALTH LABORATORIES			1	100%	1
MEDEXPRESS URGENT CARE - WAYNESBURG		1			1
PARKWAY REGIONAL MEDICAL CENTER LAB			1	100%	1
CORNERSTONE OF RECOVERY INC		1			1
PENROSE HOSPITAL			1	100%	1
ADVANCE GASTROENTEROLOGY			1	100%	1
KNOX COMMUNITY HOSPITAL			1	100%	1
MED LAB SERVICES, LLC			1	100%	1
CHILDRENS HEALTHCARE CTE OF NORTHERN		1			1
BIOLOGICAL AND CHEMICAL EMERGENCIES LABORATORY			1	100%	1
PROVIDENCE HOSPITAL			1	100%	1
Medilodge of Midland		1			1
Riverside Nursing & Rehabilitation Center		1			1
MARINA DEL REY HOSPITAL LAB			1	100%	1
DSL TENANT II LLC			1	100%	1
BLAKE AT PENSACOLA OPERATION CO, LLC, THE			1	100%	1
LSU MEDICAL CENTER			1	100%	1
CONCIERGE INTERNAL MEDICINE ASSOCIATES			1	100%	1
SANTA ROSA PEDIATRICS			1	100%	1
Diversicare of Ripley		1			1
Kroger 618 - The Little Clinic Trail Creek Village		1			1
LADY LAKE FAMILY MEDICINE			1	100%	1
SHAW MEDICAL GROUP LLC			1	100%	1
DESERT ROSE FL LLC		1			1
FHPG INTERNAL MEDICINE OF BRANDON			1	100%	1
LOVELACE WOMEN'S HOSPITAL		1			1

COVID-19: testing by laboratory

Data through Apr 15, 2021 verified as of Apr 16, 2021 at 09:25 AM

Data in this report are provisional and subject to change.

The numbers in the table below represent the number of Florida and non-Florida residents for whom test results were received by the Department of Health. A person can be tested by more than one laboratory and can have both positive and negative results. **Therefore, the sum of the numbers in each column will be larger than the total number of people tested.**

Reporting lab	Inconclusive	Negative	Positive	Percent positive	Total
KIOSK MEDICINE KENTUCKY LLC		1			1
NEXT LEVEL URGENT CARE (WOODLANDS)			1	100%	1
MEDICAL EXAMINERS OFFICE, LEESBURG			1	100%	1
HUDSON REGIONAL HOSPITAL			1	100%	1
St. Catherine's manor of Findlay		1			1
LAKE VISTA DIALYSIS			1	100%	1
HEALTH PLUS SUNRISE MEDICAL OFFICE			1	100%	1
PASTEUR MEDICAL HIALEAH GARDEN LLC			1	100%	1
ATHENS MEDICAL CENTER			1	100%	1
Parkview Care and Rehabilitation Center		1			1
ASHLEY PEDIATRICS DAY & NIGHT CLINIC			1	100%	1
SMYTH COUNTY COMMUNITY HOSPITAL LABORATORY			1	100%	1
MEMORIAL SATILLA HEALTH			1	100%	1
JOHN PETER SMITH HOSPITAL- OB TRIAGE			1	100%	1
DEVITA		1			1
NIHCC			1	100%	1
LIFESTREAM BEHAVIORAL CENTER INC			1	100%	1
SEVEN HILLS HEALTHCARE GROUP LLC DBA		1			1
DSI LABORATORIES-NAPLES-7TH			1	100%	1
SHERIDAN VAMC		1			1
Kroger 588 - The Little Clinic Thompsons Station		1			1
CVS AZ69POCT PEORIA		1			1
ALL PRO ORTHOPEDICS & SPORTS MEDICINE, PA			1	100%	1
SYNAPSE ANALYTICAL LABS		1			1
SPARTA HEALTH & REHAB		1			1
EXACCARE KINGSTON, LLC			1	100%	1
PowerBack Piscataway Center		1			1
LONESTAR 24HRER MANAGEMENT LLC DBA LONESTAR 24HRER			1	100%	1
Franciscan Convalescent Hospital		1			1
DECATUR MORGAN HOSPITAL - DECATUR GENE		1			1
LOGAN COUNTY HOSPITAL			1	100%	1
MERCYONE DES MOINES MEDICAL CENTER			1	100%	1
JEFFREY A HIRSCHFIELD, MD PA			1	100%	1
SANTA MONICA FERTILITY			1	100%	1
TMH PHYSICIAN PARTNERS			1	100%	1
ST. LUKE'S HOSPITAL			1	100%	1
FIVE STAR PREMIER RESIDENCES OF POMPANO BEACH			1	100%	1
THE MEDICAL CENTER			1	100%	1
GENESIS HEALTH SYSTEM			1	100%	1
Wrightsville Manor Health and Rehab		1			1
WORKFORCE HEALTH DEPARTMENT			1	100%	1
Good Shepherd Fairview Home, Inc.		1			1
UNIVERSITY OF WASHINGTON DEPT OF LAB MEDICINE			1	100%	1
Kroger 016 - The Little Clinic Centennial		1			1
MED TECH CLINICAL LABORATORY		1			1
YUMA REGIONAL MEDICAL CENTER			1	100%	1

COVID-19: testing by laboratory

Data through Apr 15, 2021 verified as of Apr 16, 2021 at 09:25 AM

Data in this report are provisional and subject to change.

The numbers in the table below represent the number of Florida and non-Florida residents for whom test results were received by the Department of Health. A person can be tested by more than one laboratory and can have both positive and negative results. **Therefore, the sum of the numbers in each column will be larger than the total number of people tested.**

Reporting lab	Inconclusive	Negative	Positive	Percent positive	Total
Parkside Manor		1			1
MEDEXPRESS URGENT CARE - MT EPHRAIM		1			1
ADVENTHEALTH HOME CARE WATERMAN			1	100%	1
Kroger 923 - The Little Clinic Centerville		1			1
TIMPANOGOS REGIONAL HOSPITAL			1	100%	1
FAMILY & INTERNAL MEDICINE CENTER		1			1
LABORATORIO MEDICO CENTRAL CONDOMINO MD			1	100%	1
American Fork Care Center dba Heritage Care Center		1			1
Greenhaven Health and Rehabilitation		1			1
ADVANTA LABS, LLC		1			1
The Jordan Center		1			1
SOUTH SEMINOLE HOSPITAL POCT			1	100%	1
Avista Nursing and Rehab			1	100%	1
RIVIERA BEACH INTEGRATED CARE INC			1	100%	1
NORTHEAST TEXAS DIALYSIS		1			1
Mountain City Care and Rehabilitation Center		1			1
VANAJA SUREDDI MD PA			1	100%	1
SC-GA2018 THE RIDGE REHABILITATION & H		1			1
BAPTIST ASI			1	100%	1
CENTRAL FL INTERNAL MEDICINE ASSOCIATES LLC		1			1
MEDEXPRESS URGENT CARE-HAVERHILL		1			1
POUDRE VALLEY HOSPITAL			1	100%	1
NORTH FLORIDA FAMILY MEDICINE			1	100%	1
SUNSHINE PEDIATRICS OF LUTz			1	100%	1
XSTREMEMD			1	100%	1
BMRHC HARRISON		1			1
KENDALL PEDIATRICS PARTNERS LLC			1	100%	1
HIGHLAND LABORATORY			1	100%	1
MORGAN MEDICAL CENTER		1			1
CARE CENTER OF LAKE PLACID			1	100%	1
WESTOX LABS		1			1
LYSTER MAIN LAB, FT RUCKER		1			1
BELLMORE PEDIATRICS		1			1
Greencroft Goshen		1			1
SHANNON MEDICAL CENTER			1	100%	1
SELF REGIONAL HEALTHCARE			1	100%	1
URGENTMED			1	100%	1
BETHESDA DIALYSIS			1	100%	1
Kroger 532 - The Little Clinic Murfreesboro		1			1
SOUTHEASTERN INTEGRATED MEDICAL PL			1	100%	1
DW MCMILLAN MEMORIAL HOSPITAL LABORATORY			1	100%	1
LEE MEMORIAL HOSPITAL OUTPATIENT SURGERY CENTER			1	100%	1
DOCTORS HOSPITAL OF LAREDO			1	100%	1
EVENTIDE LUTHERAN HOME		1			1
Central Alabama Veterans HCS - West Campus		1			1
COMMONWEALTH OF VIRGINIA DIVISION OF CONSOLIDATED LABORATORY SERVICES			1	100%	1

COVID-19: testing by laboratory

Data through Apr 15, 2021 verified as of Apr 16, 2021 at 09:25 AM

Data in this report are provisional and subject to change.

The numbers in the table below represent the number of Florida and non-Florida residents for whom test results were received by the Department of Health. A person can be tested by more than one laboratory and can have both positive and negative results. **Therefore, the sum of the numbers in each column will be larger than the total number of people tested.**

Reporting lab	Inconclusive	Negative	Positive	Percent positive	Total
Excel Care Center			1	100%	1
VALLEY HOSPITAL MEDICAL CENTER		1			1
ADVANCED MEDICAL LABORATORIES (AML)			1	100%	1
INTERNAL MEDICINE EMILIA MURRAY MD PA		1			1
QUALITY LAB			1	100%	1
MERITUS MEDICAL CENTER			1	100%	1
MISSOURI DEPARTMENT OF HEALTH AND SENIOR SERVICES - STATE PH LAB		1			1
KAISER PERMANENTE REGIONAL REFERENCE LABORATORY		1			1
Shelbyville Manor		1			1
EMERY MEDICAL CENTER			1	100%	1
ENT AND ALLERGY ASSOCIATES, LLP		1			1
AHC Dyersburg		1			1
Hawthorne House		1			1
FIT4LIFE MEDICAL CENTER			1	100%	1
Kroger - KRO03400316			1	100%	1
Encompass Health Rehab Hosp Tinton Falls		1			1
CASA DE ORO CARE AND REHABILITATION CE		1			1
LOPEZ		1			1
KROGER 785 - THE LITTLE CLINIC DIXIE HWY		1			1
Altenheim Senior Living		1			1
DAYTONA BEACH CENTRA CARE			1	100%	1
Birmingham Nursing & Rehab Center		1			1
Waycross VA CBOC		1			1
BALLAD HEALTH MEDICAL ASSOCIATES URGENT CARE			1	100%	1
ALTAMONTE SPRINGS WALK IN MED CENTER			1	100%	1
WELLINGTON WEST 100176			1	100%	1
SUN CITY DIAGNOSTIC CENTER			1	100%	1
ELLCOTT CENTER FOR REHABILITATION AND		1			1
WEST CARVER MEDICAL ASSOCIATES		1			1
SUNRISE CLINIC SANTA ROSA		1			1
INDIAN RIVER CLINICAL LABORATORY, INC.		1			1
HAMPTON VAMC		1			1
PRIME CARE FAMILY MEDICINE			1	100%	1
Kroger 569 - The Little Clinic Gallatin		1			1
UF HEALTH THE VILLAGES			1	100%	1
St. Mary's Care Center		1			1
SPELMAN COLLEGE DEPT OF HEALTH SERVICE		1			1
LAS PALMAS MEDICAL CENTER			1	100%	1
MEDICAL COLLEGE OF GEORGIA MEDICAL CENTER			1	100%	1
HIGHLANDS CLINICAL LABORATORY			1	100%	1
ABBOTT LABORATORIES ROSS PRODUCTS			1	100%	1
AdventHealth Care Center Zephyrhills North			1	100%	1
St. Ann Rehabilitation and Nursing Center		1			1
Ashland Place Health and Rehabilitation, LLC		1			1
HSRE-ASL CASSELBERRY TRS, LLC			1	100%	1
WILMINGTON NURSING AND REHAB			1	100%	1

COVID-19: testing by laboratory

Data through Apr 15, 2021 verified as of Apr 16, 2021 at 09:25 AM

Data in this report are provisional and subject to change.

The numbers in the table below represent the number of Florida and non-Florida residents for whom test results were received by the Department of Health. A person can be tested by more than one laboratory and can have both positive and negative results. **Therefore, the sum of the numbers in each column will be larger than the total number of people tested.**

Reporting lab	Inconclusive	Negative	Positive	Percent positive	Total
AFTER HOURS CLINIC			1	100%	1
RED BUG LAKE ROAD OVIEDO COVID			1	100%	1
CHATSWORTH ASSISTED LIVING COMMUNITY AT PGA NATIONAL			1	100%	1
ORMOND PEDIATRICS PA			1	100%	1
Kroger 929 - The Little Clinic Corryville		1			1
Perham Living			1	100%	1
Glenburn Home		1			1
PRIMARY & URGENT CARE CENTERS			1	100%	1
APOLLOMDX LLC			1	100%	1
PRIME HEALTHCARE SERVICES		1			1
TEXAS HEALTH HARRIS METHODIST HOSPITAL			1	100%	1
WEST FLORIDA MEDICAL ASSOCIATES			1	100%	1
GALVESTON COUNTY HEALTH DISTRICT			1	100%	1
NEMOURS CHILDREN'S			1	100%	1
WARREN GENERAL HOSPITAL			1	100%	1
ELATION HEALTH		1			1
MEA PRIMARY CARE PLUS BYRAM			1	100%	1
MEDEXPRESS URGENT CARE, MILLCREEK		1			1
Walgreens #10988		1			1
ALL CARE URGENT CARE			1	100%	1
FIRST CARE OF GAINESVILLE			1	100%	1
VITAL CARE			1	100%	1
Orchid Cove at Naples			1	100%	1
Smg At Bridgewater Family Medicine		1			1
WEST FLORIDA HOSPITAL LABORATORY			1	100%	1
LANGLADE			1	100%	1
Signature HealthCare of Bowling Green		1			1
BRIDGEWAY CENTER INC			1	100%	1
YOUTH HEALTH CENTER OF HUNTINGTON		1			1
COOSA VALLEY HEALTHCARE CENTER LLC		1			1
WRIGHT PATTERSON AFB MEDICAL CENTER			1	100%	1
NORDX			1	100%	1
Regency Square			1	100%	1
MID FLORIDA DERMATOLOGY ASSOCIATES PA			1	100%	1
LIFE CARE CENTER OF CLEVELAND		1			1
BAM INC		1			1
PROGRESSIVE URGENT CARE, PC			1	100%	1
Brio of Johnston		1			1
CMC MERCY LABORATORY			1	100%	1
NAVAL BRANCH HEALTH CLINIC			1	100%	1
FLORIDA DEPARTMENT OF HEALTH IN CITRUS COUNTY		1			1
PEDIATRIC PARTNERS ZEPHYRHILLS			1	100%	1
BOCA MEDICAL CARE			1	100%	1
CATHEDRAL GERONTOLOGY CENTER DBA CATHEDRAL CARES			1	100%	1
HAVASU REGIONAL MEDICAL CENTER			1	100%	1
HEARTLAND NURSING & REHABILITATION		1			1

COVID-19: testing by laboratory

Data through Apr 15, 2021 verified as of Apr 16, 2021 at 09:25 AM

Data in this report are provisional and subject to change.

The numbers in the table below represent the number of Florida and non-Florida residents for whom test results were received by the Department of Health. A person can be tested by more than one laboratory and can have both positive and negative results. **Therefore, the sum of the numbers in each column will be larger than the total number of people tested.**

Reporting lab	Inconclusive	Negative	Positive	Percent positive	Total
MIAMI JEWISH DIALYSIS			1	100%	1
APPLECARE URGENT CARE KINGSLAND			1	100%	1
CLEVELAND CLINIC FLORIDA WAIVED			1	100%	1
NEW YORK STATE DEPARTMENT OF HEALTH			1	100%	1
RESTORE MEDICAL PARTNERS PLLC			1	100%	1
BAPTIST HEALTH MEDICAL PLAZA			1	100%	1
LCMC LAB SUBSECTION		1			1
Lutheran Community at Telford		1			1
MEDEXPRESS URGENT CARE - PATRICK STREE			1	100%	1
BRADENTON DIALYSIS			1	100%	1
KID FIXERS		1			1
CVS IL8744POCT BROOKFIELD		1			1
HEALTH ALLIANCE			1	100%	1
Medilodge of Kalamazoo		1			1
CARESPOT - MIAMI GARDENS			1	100%	1
CHILDRENS AT NORTH POINT URGENT CARE L		1			1
STATE OF ALASKA			1	100%	1
PERFECT HEALTH URGENT CARE AND MEDICAL		1			1
NORTH BREVARD CHILDRENS MEDICAL CENTER			1	100%	1
CLINICAL TRIALS OF TAMPA LLC		1			1
UNITED HEALTHCARE			1	100%	1
KEY BISCAIYNE PEDIATRIC ASSOCIATES INC			1	100%	1
LONG ISLAND MINIMALLY INVASIVE SURGERY		1			1
REHABILITATION CENTER OF SOUTH GEORGIA		1			1
SELECT SPECIALTY HOSPITAL - ORLANDO SOUTH			1	100%	1
GABRIELA GOLDSTEIN MD PA			1	100%	1
SANFORD LABORATORY BISMARCK			1	100%	1
CVS CA9751POCT AGOURA		1			1
PROGRESSIVE MEDICAL LAB LLC			1	100%	1
VETERANS AFFAIRS MEDICAL CENTER - EAST ORANGE			1	100%	1
Wedgewood Manor		1			1
CYPRESS CREEK DIALYSIS CTR			1	100%	1
Freedom Pointe at The Villages			1	100%	1
PARKVIEW MANOR NURSING HOME		1			1
BRUSHY CREEK FAMILY HOSPITAL			1	100%	1
RIVERSIDE REGIONAL MED CENTER			1	100%	1
CENTRAL TX URGENT CARE			1	100%	1
Kroger 779 - The Little Clinic Georgetown		1			1
MERCY HOME		1			1
PIEDMONT MOUNTAINSIDE HOSPITAL LAB - E		1			1
PROVIDENCE PORTLAND MEDICAL CENTER		1			1
BAPTIST HOSPITAL EAST			1	100%	1
APC HEALTH LLC			1	100%	1
SOUTH DADE NURSING & REHABILITATION CENTER			1	100%	1
ARKANSAS PUBLIC HEALTH LABORATORY		1			1
SAINT FRANCIS HOSPITAL			1	100%	1

COVID-19: testing by laboratory

Data through Apr 15, 2021 verified as of Apr 16, 2021 at 09:25 AM

Data in this report are provisional and subject to change.

The numbers in the table below represent the number of Florida and non-Florida residents for whom test results were received by the Department of Health. A person can be tested by more than one laboratory and can have both positive and negative results. **Therefore, the sum of the numbers in each column will be larger than the total number of people tested.**

Reporting lab	Inconclusive	Negative	Positive	Percent positive	Total
ADDINGTON PLACE EAST LAKE		1			1
ST FRANCIS MEDICAL CENTER			1	100%	1
VA Texas Valley Coastal Bend Harlingen HCC		1			1
UNIVERSITY OF NORTH CAROLINA HOSPITALS			1	100%	1
ISLANDS ASSISTED LIVING FACILITY,THE			1	100%	1
ARIZONA STATE LABORATORY			1	100%	1
Chateau Dville Rehab & Retirement		1			1
OASIS FAMILY RESORT IN THE SPRINGS LLC		1			1
Consulate Health Care of Tallahassee			1	100%	1
CVS MA634POCT KINGSTON			1	100%	1
NANCY M WORTHINGTON MD PA			1	100%	1
AESTHETIC PHYSICIANS PC			1	100%	1
WINCHESTER HOSPITAL			1	100%	1
NOVANT HEALTH PRINCE WILLIAM WELLNESS CENTER			1	100%	1
ANDREWS INSTITUTE AMBULATORY SURGERY CENTER		1			1
MEDICAL LIFE-INC GUIDEWELL EMERGENCY MEDICINE			1	100%	1
ASHLEY PEDICATRICS DAY AND NIGHT CLINIC			1	100%	1
LANGLEY DIALYSIS			1	100%	1
BOCA RATON PHYSICIANS PA			1	100%	1
AVON PARK CLUSTER		1			1
NORTH SHORE HEMATOLOGY-ONCOLOGY ASSOCIATES		1			1
JOHNSON MEDICAL SERVICES			1	100%	1
WALGREENS #11572		1			1
Walgreens #5914		1			1
Remarkable Healthcare Dallas			1	100%	1
MEMORIAL HOSPITAL AT GULFPORT			1	100%	1
HARDEE COUNTY FIRE RESCUE		1			1
Kroger 350 - The Little Clinic New Cut Road		1			1
MEDICAL ASSOCIATES OF CARTER		1			1
Good Samaritan Society - Albion		1			1
APS-SUMMIT CARE PHARMACY, LLC DBA OMNICARE		1			1
Heritage of Red Cloud		1			1
DPH OP LAB			1	100%	1
JUPITER MEDICAL GROUP			1	100%	1
HEALTHCARE PARTNERS FAMILY MEDICINE LLC			1	100%	1
Long Beach Care Center			1	100%	1
MEDEXPRESS URGENT CARE-BRENTWOOD		1			1
PIEDMONT ATHENS REGIONAL HOSPITAL LAB			1	100%	1
PARK AVENUE MEDICAL PROFESSIONALS PC		1			1
Life Care Center of Paradise Valley		1			1
CRESTHAVEN			1	100%	1
LAB TEST KENDALL LLC		1			1
ROSLYN INTERNAL MEDICINE		1			1
BAPTIST HEALTH ASI			1	100%	1
Summit Medical Group Morristown Oncology		1			1
NEW YORK PRESBYTERIAN HOSPITAL			1	100%	1

COVID-19: testing by laboratory

Data through Apr 15, 2021 verified as of Apr 16, 2021 at 09:25 AM

Data in this report are provisional and subject to change.

The numbers in the table below represent the number of Florida and non-Florida residents for whom test results were received by the Department of Health. A person can be tested by more than one laboratory and can have both positive and negative results. **Therefore, the sum of the numbers in each column will be larger than the total number of people tested.**

Reporting lab	Inconclusive	Negative	Positive	Percent positive	Total
SPORTS MEDICINE CLINIC - U OF WYOMING			1	100%	1
NEMOURS CHILDREN'S PRIMARY CARE, ST CLOUD			1	100%	1
Grays Harbor Health and Rehabilitation		1			1
MEDEXPRESS URGENT CARE - BENTONVILLE		1			1
THOMAS HOSPITAL			1	100%	1
RIVERVIEW HOSPITAL D/B/A UNIVERSITY		1			1
AVERA SACRED HEART HOSPITAL			1	100%	1
Arlington Care Center			1	100%	1
KETTERING MEDICAL CENTER			1	100%	1
ADVANCED LABORATORY SERVICES			1	100%	1
ADVENTHEALTH SENIOR CARE AT ORMOND			1	100%	1
ST FRANCIS COLLEGE WELLNESS CENTER		1			1
INLET CONCIERGE MEDICINE			1	100%	1
LEE MEMORIAL HEALTH SYSTEMS HOME HEALTH		1			1
CVS NE5863POCT OMAHA		1			1
FINLAY MEDICAL RESEARCH CORP			1	100%	1
ADVENTHEALTH IMAGING WINTERGARDEN		1			1
ESOTERIC LAB			1	100%	1
MIAMI VASCULAR SURGERY			1	100%	1
MULTICARE PHYSICIANS			1	100%	1
SEASONS HOSPICE AND PALLIATIVE CARE OF			1	100%	1
ATRIA TAMARAC			1	100%	1
Erie VAMC		1			1
Indian Oaks Living Center		1			1
CareATC - Columbia College #58		1			1
PRIORITY CARE LLC			1	100%	1
IRA FIALKO DO			1	100%	1
CPL INC/BSSC PATHOLOGY		1			1
Kroger 838 - The Little Clinic Fairborn		1			1
WILLOWBROOKE COURT AT MATTHEWS GLEN		1			1
CAROLINA BAY HEALTHCARE CTR OF WILMING		1			1
ST MARY'S OF SAGINAW		1			1
LRHS Pablo Urgent Care		1			1
CDR MAGUIRE - STUART MISSION			1	100%	1
GULF COAST VILLAGE HOME HEALTH INC			1	100%	1
NEW ERA COMMUNITY HEALTH CENTER LLC		1			1
BERKSHIRE MEDICAL CENTER			1	100%	1
SYNERGENE LABORATORY			1	100%	1
ST. PETERSBURG PEDIATRICS-SEMINOLE			1	100%	1
PALACE CARE AND REHAB		1			1
BELMONT VILLAGE AT JOHNS CREEK		1			1
FAMILY MEDICINE AT CELEBRATION		1			1
MID FLORIDA BIOLOGICALS			1	100%	1
Hempfield Manor		1			1
LAKE WALES DIALYSIS CENTER			1	100%	1
MEDEXPRESS URGENT CARE-MEADVILLE			1	100%	1

COVID-19: testing by laboratory

Data through Apr 15, 2021 verified as of Apr 16, 2021 at 09:25 AM

Data in this report are provisional and subject to change.

The numbers in the table below represent the number of Florida and non-Florida residents for whom test results were received by the Department of Health. A person can be tested by more than one laboratory and can have both positive and negative results. **Therefore, the sum of the numbers in each column will be larger than the total number of people tested.**

Reporting lab	Inconclusive	Negative	Positive	Percent positive	Total
HARBOR OAKS GOLDEN YEARS			1	100%	1
Avon Health Center		1			1
Schenectady Center for Rehabilitation & Nursing		1			1
CAPE CORAL HOSPITAL NURSING			1	100%	1
DONALSONVILLE HOSPITAL			1	100%	1
WELLSTAR SPALDING REGIONAL MEDICAL CENTER		1			1
WALK IN FAMILY MEDICINE CENTER			1	100%	1
TARRYTOWN PHARMACY			1	100%	1
DOCTOR TODAY URGENT CARE			1	100%	1
EMORY DECATUR HOSPITAL - EMORY MEDICAL		1			1
Kroger 368 - The Little Clinic Frankfort West		1			1
Signature Healthcare of Fort Wayne		1			1
Victory Health and Rehabilitation			1	100%	1
BHS PHYSICIAN NETWORK			1	100%	1
LAKE LURE HEALTH CENTER			1	100%	1
MERCY - NORTH IOWA			1	100%	1
PHYSICIANS ASSOCIATES			1	100%	1
WEST BOYNTON DIALYSIS			1	100%	1
BEVERLY ADVANCED PRACTICE NURSING		1			1
PHOEBE HOME INC		1			1
TENNOVA ER - SANGO			1	100%	1
CARENOW MURFREESBORO MEDICAL CENTER PK		1			1
STERLING HOUSE OF PORT ORANGE		1			1
RIVIERA BEACH HEALTH CENTER LAB			1	100%	1
THE TOLEDO HOSPITAL			1	100%	1
Carrollton Manor Inc		1			1
Pinnacle Assisted Living			1	100%	1
MEMORIAL HEALTH UNIVERSITY MEDICAL		1			1
TRADITIONAL MEDICINE CENTER			1	100%	1
DOCTORS HEARING			1	100%	1
RAPID CITY REGIONAL HOSPITAL -579 ATTN. LABORATORY		1			1
SPECTRUM LABORATORY			1	100%	1
BMC/NASSAU			1	100%	1
PALM BREEZE DIALYSIS			1	100%	1
DIXIE REGIONAL MEDICAL CENTER			1	100%	1
Ash Flat Healthcare and Rehabilitation Center			1	100%	1
CRUSADER COMMUNITY HEALTH			1	100%	1
JUPITER MEDICAL CENTER INC			1	100%	1
Ramsey Village		1			1
SCRIPPS MERCY HOSPITAL			1	100%	1
ANMED HEALTH MEDICAL CENTER			1	100%	1
ST VINCENT'S AMBULATORY CARE INC			1	100%	1
TOMAH HEALTH			1	100%	1
PEACHEALTH LABORATORIES		1			1
NHC Chattanooga			1	100%	1
MARTIN MEMORIAL MEDICENTER			1	100%	1

COVID-19: testing by laboratory

Data through Apr 15, 2021 verified as of Apr 16, 2021 at 09:25 AM

Data in this report are provisional and subject to change.

The numbers in the table below represent the number of Florida and non-Florida residents for whom test results were received by the Department of Health. A person can be tested by more than one laboratory and can have both positive and negative results. **Therefore, the sum of the numbers in each column will be larger than the total number of people tested.**

Reporting lab	Inconclusive	Negative	Positive	Percent positive	Total
WMC HEALTH GROUP INC			1	100%	1
NEMOURS CHILDREN HOSPITAL			1	100%	1
BAYFRONT HEAL WOUND CARE AND HYPERBARIC CENTER			1	100%	1
LEGACY AT HIGHWOODS PRESERVE		1			1
BRIGHAM YOUNG UNIV STUDENT HEALTH CTR			1	100%	1
BAPTIST MEDICAL PLAZA AT WESTCHESTER			1	100%	1
Dexter Health Care		1			1
1ST CHOICE URGENT CARE CENTER LLC			1	100%	1
Pontotoc Health and Rehab		1			1
EVEXIA DIAGNOSTICS			1	100%	1
GRAND VIEW HOSPITAL			1	100%	1
ORANGETOWN PEDIATRICS ASSOCIATES		1			1
PEACE RIVER CENTER CRISIS STABILIZATION UNIT			1	100%	1
MEDICAL CENTER AFFILIATES PALM SPRINGS			1	100%	1
SUMMIT COUNTY PUBLIC HEALTH DEPARTMENT			1	100%	1
WVU MEDICINE AT SUNCREST TOWNE CENTRE			1	100%	1
Heartland Health Care Center Jacksonville			1	100%	1
RCP OF MEMORIAL WEST			1	100%	1
WEST VIRGINIA UNIVERSITY HOSPITALS			1	100%	1
PACE UNIVERSITY HEALTH CARE		1			1
VA COMMUNITY BASED CLINIC - LAKE CITY			1	100%	1
RIVERSIDE COUNTY PUBLIC HEALTH LABORATORY			1	100%	1
MCH PHYSICIANS GROUP			1	100%	1
PRIMARY CARE & PEDIATRICS - SHEPHERSTOWN		1			1
SUSAN F WILLIAMS MD PA			1	100%	1
Valley Center (WV)			1	100%	1
ULTIMATE KIDNEY CARE			1	100%	1
OMC PRIMARY CARE - HOSPITAL CAMPUS			1	100%	1
PERRY COUNTY NURSING HOME		1			1
HEARTLAND OF MARIETTA OH LLC DBA		1			1
Oregon Veterans Home The Dalles		1			1
NHC Sequatchie		1			1
GIFFORD MEMORIAL HOSPITAL		1			1
CYPRESS VILLAGE REHAB CENTER		1			1
CAREWELL 203			1	100%	1
ROSEN MEDICAL CENTER AT ROSEN COLLEGE CAMPUS			1	100%	1
REEVES COUNTY HOSPITAL DISTRICT			1	100%	1
UCH LAB			1	100%	1
DIRECT PRIMARY CARE OF BURLESON			1	100%	1
CVS IN6536POCT KOKOMO		1			1
WALGREENS #01398			1	100%	1
Terrace Glen Village		1			1
PUBLIX PHARMACY #1114			1	100%	1
ST GERARD'S COMMUNITY OF CARE		1			1
CHATEAU TERREBONNE HEALTH CARE		1			1
CLEMENT MANOR HEALTH CENTER		1			1

COVID-19: testing by laboratory

Data through Apr 15, 2021 verified as of Apr 16, 2021 at 09:25 AM

Data in this report are provisional and subject to change.

The numbers in the table below represent the number of Florida and non-Florida residents for whom test results were received by the Department of Health. A person can be tested by more than one laboratory and can have both positive and negative results. **Therefore, the sum of the numbers in each column will be larger than the total number of people tested.**

Reporting lab	Inconclusive	Negative	Positive	Percent positive	Total
IZ MEDICAL		1			1
SAINT LEO UNIVERSITY INCORPORATED			1	100%	1
MEDICAL CENTER OF TRINITY - MOB		1			1
PHOENIX MEDICAL CLINIC			1	100%	1
Royal Palm Beach Health and Rehab Center			1	100%	1
KNAPP MEDICAL GROUP			1	100%	1
Douglas County Health Center		1			1
CARENOW URGENT CARE - SPRING			1	100%	1
TENNOVA HEALTHCARE - CLEVELAND			1	100%	1
VCU HEALTH SYSTEM AUTHORITY - MCV HOSPITALS			1	100%	1
Community Compassion Center of Batesville			1	100%	1
EAST TENNESSEE STATE UNIVERSITY		1			1
WW Chem Auto SS			1	100%	1
BAPTIST HEALTH SURGERY CENTER			1	100%	1
PEDIATRIC SPECIALTY CLINIC COLLIER			1	100%	1
DAVENPORT DIALYSIS CENTER		1			1
KAP MEDICAL GROUP, LLC			1	100%	1
SOUTHWEST VIRGINIA COMMUNITY HEALTH SYSTEMS			1	100%	1
RESOURCE PATH LLC			1	100%	1
MEDEXPRESS URGENT CARE - UNIONTOWN		1			1
CSL PLASMA LAB			1	100%	1
Oakland Nursing and Rehabilitation Center		1			1
MEMORIAL HERMANN KATY HOSPITAL			1	100%	1
CARE CONNECTIONS AT HOME LLC			1	100%	1
THE BRENNITY AT TRADITION			1	100%	1
777 URGENT CARE			1	100%	1
MANHATTAN EYE EAR AND THROAT HOSPITAL		1			1
PRIMARY AND URGENT CARE			1	100%	1
INFECTION CONTROL DEPT			1	100%	1
Belvoir Woods Health Care Center at The Fairfax		1			1
UNIVERSAL DIAGNOSTICS LABORATORIES			1	100%	1
ORAL & FACIAL SURGERY			1	100%	1
CHI MEMORIAL HOSPITAL CHATTANOOGA			1	100%	1
MEMORIAL MEDICAL CENTER			1	100%	1
Port Orange Nursing And Rehab Center			1	100%	1
HEALTHCARE FOR THE HOMELESS			1	100%	1
MEDEXPRESS URGENT CARE - LINKHORNE		1			1
CVS AZ10529POCT SCOTTSDALE		1			1
ADVANCED INDIVIDUALIZED MEDICINE OF NAPLES			1	100%	1
REDSTONE REHABILITATION & NURSING CENT		1			1
NORTHERN KENTUCKY HEALTH DEPARTMENT			1	100%	1
Peninsula Nursing and Rehabilitation Center		1			1
WINTER GARDEN CHILDREN'S HEALTH CENTERS			1	100%	1
CENTRAL JERSEY URGENT CARE OF GREEN BR		1			1
PALMETTO LANDING			1	100%	1
ALDEN PHARMACY		1			1

COVID-19: testing by laboratory

Data through Apr 15, 2021 verified as of Apr 16, 2021 at 09:25 AM

Data in this report are provisional and subject to change.

The numbers in the table below represent the number of Florida and non-Florida residents for whom test results were received by the Department of Health. A person can be tested by more than one laboratory and can have both positive and negative results. **Therefore, the sum of the numbers in each column will be larger than the total number of people tested.**

Reporting lab	Inconclusive	Negative	Positive	Percent positive	Total
BOCA GENERAL AND FAMILY MEDICINE		1			1
FRIO REGIONAL PRIMARY CARE AND URGENT CARE CLINIC			1	100%	1
DERMDX, DIV OF AURORA DIAGNOSTICS/BERNHARDT LAB		1			1
ORANGE PEDIATRICS PA			1	100%	1
SYCAMORE MEDICAL CENTER-KETTERING HEALTH NETWORK			1	100%	1
CAN COMMUNITY HEALTH LLC		1			1
PCG MOLECULAR			1	100%	1
EXPRESS WALK IN MEDICAL CENTER			1	100%	1
BLANCHARD VALLEY HOSPITAL LABORATORY			1	100%	1
Spring Gate Rehab and Healthcare Center		1			1
GARDEN VIEW CARE CENTER		1			1
THE LITTLE CLINIC, LLC			1	100%	1
BROOKS REHAB			1	100%	1
GATEWAY HEALTHCARE, PC			1	100%	1
KROGER 915 - THE LITTLE CLINIC ANDERSON			1	100%	1
NORTH BROWARD MEDICAL CENTER			1	100%	1
NORTH COUNTY MEDICAL LAB			1	100%	1
Kroger 670 - The Little Clinic Powell		1			1
COASTAL ER IX, PHYSICIANS PREMIER			1	100%	1
PORTAGE MEDICAL CENTER			1	100%	1
CENTRAL FLA PEDIATRIC URGENT CARE LLC		1			1
ELMCROFT OF TIMBERLIN PARC			1	100%	1
Chateau Girardeau			1	100%	1
BOCA CIEGA CENTER			1	100%	1
SOUTHEASTERN PATHOLOGY ASSOCIATES			1	100%	1
MEMORIAL HERMANN MEDICAL GROUP-ATASCOCITA PEDS			1	100%	1
Coos County Nursing Home		1			1
HAYS CLINICAL LAB			1	100%	1
SOUTH COUNTY MEDICAL CENTER			1	100%	1
SOUTHEAST MISSOURI HOSPITAL		1			1
KINGWOOD EMERGENCY CENTER			1	100%	1
ALBANNA PEDIATRICS CENTER			1	100%	1
SOLDIERS' HOME OF HOLYOKE		1			1
WILLOWBROOKE CT AT LIMA ESTATES		1			1
ATHENA PLASTIC SURGERY		1			1
HEALTH CHOICES, PLLC		1			1
Kroger 97 - The Little Clinic Hutchinson		1			1
HEALTH DIV OAK RIDGE NATL LABORATORY		1			1
CROSS CREEK HEALTH CARE		1			1
BLACKBERRY CENTER, THE		1			1
LABORATORIO BUENA SALUD			1	100%	1
HARDIN HEALTH INC		1			1
ACUPATH LABORATORIES INC			1	100%	1
MEDICAL SPECIALISTS OF THE PALM BEACHES INC			1	100%	1
OCCUPATIONAL HEALTH CENTER		1			1
CANDLER HOSPITAL			1	100%	1

COVID-19: testing by laboratory

Data through Apr 15, 2021 verified as of Apr 16, 2021 at 09:25 AM

Data in this report are provisional and subject to change.

The numbers in the table below represent the number of Florida and non-Florida residents for whom test results were received by the Department of Health. A person can be tested by more than one laboratory and can have both positive and negative results. **Therefore, the sum of the numbers in each column will be larger than the total number of people tested.**

Reporting lab	Inconclusive	Negative	Positive	Percent positive	Total
MARTINSBURG VAMC		1			1
MEDICAL ARTS LABORATORY			1	100%	1
BUFFALO VAMC			1	100%	1
ST LUKE LUTHERAN HOME		1			1
SURGERY CENTER, THE			1	100%	1
Robinson Terrace Rehabilitation and Nursing Center		1			1
C V S / PHARMACY #4396		1			1
Northpoint Lexington Healthcare		1			1
SALTZER URGENT CARE			1	100%	1
Monument Health Strugis Care Center		1			1
ENZO LABS INC			1	100%	1
FLORIDA ADVANCED MEDICAL AND DERM AESTHETICS LLC			1	100%	1
Alexandria Place		1			1
MY URGENT CARE CLINIC			1	100%	1
PIONEER CLINICAL RESEARCH LLC			1	100%	1
Arch Plaza Nursing and Rehabilitation Center			1	100%	1
SAN JOSE CLINIC		1			1
WATERTOWN URGENT CARE		1			1
ASCARATE DIALYSIS			1	100%	1
Kroger 907 - The Little Clinic Holland		1			1
ER NEAR ME HULEN		1			1
Bethany Manor		1			1
ACCOMPLISHED HOME CARE		1			1
ASSOCIATESMD			1	100%	1
The Pines at Poughkeepsie Center for Nursing and Rehabilitation		1			1
CARESOUTH HHA HOLDINGS OF THE TREASURE COAST LLC			1	100%	1
SOMA MEDICAL CENTER PA #2			1	100%	1
WILSON FAMILY MEDICINE LLC		1			1
CENTRAL FLORIDA HEALTH CARE, INC			1	100%	1
ADVENTHEALTH MEDICAL GROUP SENIOR HEALTH AT			1	100%	1
JOSHUA E CHESIR MD		1			1
BAYCARE OUTREACH LAB AT NEW TAMPA			1	100%	1
Community Care Center of Heritage House, LLC			1	100%	1
FRESENIUS SOUTH FORT MYERS		1			1
BOULDER COMMUNITY HOSPITAL			1	100%	1
Isle Health and Rehabilitation Center			1	100%	1
PUBLIX PHARMACY # 1236			1	100%	1
KIDS CARE PEDIATRICS			1	100%	1
LEELANAU OPCO, LLC		1			1
ABRAZO WEST CAMPUS			1	100%	1
Rehab Select of Talladega		1			1
SANDPIPER CLUSTER		1			1
PREMIUM HOME HEALTH CARE INC			1	100%	1
CENTRAL FLORIDA ADULT MEDICINE		1			1
PELICAN STATE OUTPATIENT CENTER			1	100%	1
Sky View Rehabilitation and Health Care Center		1			1

COVID-19: testing by laboratory

Data through Apr 15, 2021 verified as of Apr 16, 2021 at 09:25 AM

Data in this report are provisional and subject to change.

The numbers in the table below represent the number of Florida and non-Florida residents for whom test results were received by the Department of Health. A person can be tested by more than one laboratory and can have both positive and negative results. **Therefore, the sum of the numbers in each column will be larger than the total number of people tested.**

Reporting lab	Inconclusive	Negative	Positive	Percent positive	Total
FLORIDA SOUTHERN COLLEGE			1	100%	1
Chateau Living Center			1	100%	1
GARDENS AT MAPLEWOOD			1	100%	1
NEVADA RURAL HOUSING AUTHORITY			1	100%	1
Casa Real Center		1			1
Holly Hill Healthcare Center			1	100%	1
Arbor Springs Health and Rehab		1			1
ADAMS COUNTY HEALTH DEPARTMENT			1	100%	1
HILLSBORO MEDICAL CENTER MAIN LABORATO		1			1
Glen Haven Health and Rehabilitation LLC		1			1
MORSE LIFE HOME CARE INC			1	100%	1
NORTH RIVER FAMILY HEALTH CENTER			1	100%	1
UNIVERSITY HOSPITAL			1	100%	1
TMH CANCER CENTER LABORATORY			1	100%	1
EAST FL CORE LAB			1	100%	1
DIAGNOSTIC GROUP INTEGRATED HEALTHCARE			1	100%	1
AFTER HOURS CARE OF AMERICUS INCORPORA			1	100%	1
CVS M08595POCT RAYMORE		1			1
ST MARYS HEALTH CARE SYSTEM		1			1
Big River Nursing and Rehab		1			1
BAPTIST MINOR MEDICAL CENTER			1	100%	1
ST ANTHONY'S PINELLAS CARE CLINIC			1	100%	1
CVS NY2297002CV NEW YORK			1	100%	1
MEMORIAL HOSPITAL - BELLEVILLE			1	100%	1
Wexner Heritage House			1	100%	1
UMASS MEMORIAL/MARLBORO HOSPITAL			1	100%	1
TCPA CLINICAL LABORATORIES			1	100%	1
MEDEXPRESS URGENT CARE -HOWELL US HWY		1			1
BSA PHYSICIANS GROUP, INC D/B/A BSA FAMILY MEDICAL			1	100%	1
ALL CHILDRENS PEDIATRIC CLINIC			1	100%	1
Mason Health and Rehab		1			1
US PUBLIC HEALTH SERVICE HOSPITAL			1	100%	1
KIDZ FAMILY CARE			1	100%	1
Urgent Care 24/7 Orlando LLC			1	100%	1
INDIAN RIDGE		1			1
PHYSICIANS LAB INC			1	100%	1
STEWART MEDICAL GROUP INC			1	100%	1
MEDCOR, INC			1	100%	1
LIBERTY URGENT CARE			1	100%	1
PRIMARY CARE SERVICES AT WESTMINSTER V		1			1
THE CHRIST HOSPITAL			1	100%	1
Wayne County Nursing Home		1			1
MISSISSIPPI VALLEY REGIONAL BLOOD CENTER			1	100%	1
BLOOD SYSTEMS LABORATORIES			1	100%	1
JMJ FAMILY PRACTICE			1	100%	1
CONTINENTAL HOME HEALTH CARE INC			1	100%	1

COVID-19: testing by laboratory

Data through Apr 15, 2021 verified as of Apr 16, 2021 at 09:25 AM

Data in this report are provisional and subject to change.

The numbers in the table below represent the number of Florida and non-Florida residents for whom test results were received by the Department of Health. A person can be tested by more than one laboratory and can have both positive and negative results. **Therefore, the sum of the numbers in each column will be larger than the total number of people tested.**

Reporting lab	Inconclusive	Negative	Positive	Percent positive	Total
Signature Healthcare of Georgetown		1			1
PARK AVENUE PEDIATRICS PC		1			1
MERRILL GARDENS AT CHAMPIONSGATE			1	100%	1
TFH HOME HEALTH INC			1	100%	1
BIOMAT USA INC			1	100%	1
LabCorp L#09258295 M#09258285			1	100%	1
GOOD SAMARITAN SOCIETY-FOREST CITY		1			1
BL DIAGNOSTICS LLC			1	100%	1
SOUTHERN SPRINGS HEALTH CARE		1			1
UT HEALTH RIO GRANDE VALLEY PRIMARY CARE AT			1	100%	1
Courtenay Springs Village			1	100%	1
White Oak Manor - Rock Hill		1			1
LEHIGH REGIONAL WOUND CENTER			1	100%	1
ST JOHN HOSPITAL & MEDICAL CENTER MICRO			1	100%	1
SOUTHWEST REGIONAL PCR LABORATORY			1	100%	1
CVS NV9586POCT RENO		1			1
Kroger 968 - The Little Clinic Colerain Township		1			1
WALGREENS #15369		1			1
Moab Regional Hospital			1	100%	1
WINDMOOR HEALTHCARE			1	100%	1
LUMICO LIFE INSURANCE COMPANY		1			1
Manor Care Health Services- Wilmington			1	100%	1
SANTA CLARA VALLEY MEDICAL CENTER			1	100%	1
Ozark Health and Rehabilitation, LLC		1			1
CATERPILLAR INC - MIAMI DISTRIBUTION CENTER			1	100%	1
Heritage Inn Health and Rehabilitation		1			1
CURA LABORATORY SERVICES			1	100%	1
HEALTH CARE SERVICES LC			1	100%	1
MEDEXPRESS-DOVER		1			1
UNLIMITED MEDICAL SERVICES OF FL PL DBA		1			1
ST VINCENTS OUTPATIENT IMAGING		1			1
KENT		1			1
FLAGLER PROFESSIONAL HEALTH CARE SERVICES INC		1			1
HEALTHCARE AND REHAB OF SANFORD			1	100%	1
DOCTORS AFTER HOURS URGENT CARE CENTER			1	100%	1
TANNER CLINIC			1	100%	1
RIVERSIDE MEDICAL CENTER		1			1
Heartland of Perrysburg		1			1
TITUS REGIONAL MEDICAL CENTER			1	100%	1
ODYSSEY HEALTH CARE OF MARION COUNTY LLC		1			1
STEWART FLORIDA ALF, INC			1	100%	1
CUSTOM SCRIPTS PHARMACY		1			1
COMMUNITY			1	100%	1
PIEDMONT QUICKCARE		1			1
Walgreens #3661		1			1
Alaska Domiciliary Care for Homeless Veterans		1			1

COVID-19: testing by laboratory

Data through Apr 15, 2021 verified as of Apr 16, 2021 at 09:25 AM

Data in this report are provisional and subject to change.

The numbers in the table below represent the number of Florida and non-Florida residents for whom test results were received by the Department of Health. A person can be tested by more than one laboratory and can have both positive and negative results. **Therefore, the sum of the numbers in each column will be larger than the total number of people tested.**

Reporting lab	Inconclusive	Negative	Positive	Percent positive	Total
VA Healthcare Center- Newburg		1			1
NORTHEAST REGIONAL MEDICAL CENTER			1	100%	1
Kroger 698 - The Little Clinic 14th Street/Bell		1			1
Canandaigua VAMC		1			1
Kroger 909 - The Little Clinic Hamilton			1	100%	1
PHYSICIANS ASSOCIATES PA			1	100%	1
LINK PHARMACY LLC		1			1
ST MICHAEL'S ELITE MEDICAL HOSPITAL			1	100%	1
PATHOLOGYT & LAB MEDICINE SERVICES			1	100%	1
CVS CT2210POCT RIVERSIDE		1			1
Elderwood at Lancaster		1			1
Indianspring of Oakley		1			1
SUMMERFIELD PAIN MANAGEMENT			1	100%	1
STONESPRINGS HOSPITAL CENTER			1	100%	1
GOLDING-GRANADO MEDICAL ASSOCIATES		1			1
PROGENESIS INC			1	100%	1
UF HEALTH FAMILY MEDICINE-GOODBYS CREEK			1	100%	1
MINUTE CLINIC DIAGNOSTICS OF IN, LLC #6252		1			1
PHYSICIANS IMMEDIATE CARE			1	100%	1
NORTH MIAMI BEACH SURGICAL CENTER			1	100%	1
Ravenwood Speciality Care		1			1
ORCHARD PARK HEALTH CARE AND REHABILITATION CENTER		1			1
MDS PHARMA SERVICES		1			1
RIDGE OPTUM FLORIDA			1	100%	1
QC LABORATORY			1	100%	1
SYNERGY DIALYSIS INC			1	100%	1
NORWALK HOSPITAL			1	100%	1
INNOVATIVE CARE PARTNERS PLLC			1	100%	1
WALGREENS #10854		1			1
AAA MEDICAL TESTING			1	100%	1
BAY AREA HOSPITAL LAB & HST		1			1
CHILDREN'S NATIONAL MEDICAL CENTER			1	100%	1
FIRST CARE WALK IN CLINIC LLC			1	100%	1
WINNIFRED ASSISTED LIVING FACILITY INC		1			1
MEDONE URGENT CARE			1	100%	1
Court House Center		1			1
LAKE MARY DIALYSIS			1	100%	1
MED-LAKE LABORATORY			1	100%	1
USC VERDUGO HILLS HOSPITAL			1	100%	1
Good Samaritan Society - Mountian Lake		1			1
ALLIED PHYSICIANS GROUP		1			1
Kroger 683 - The Little Clinic Foothills Plaza		1			1
OMAHA VA MEDICAL CENTER			1	100%	1
Willowbrooke Court at Normandy Farms Estates		1			1
TEXAS HEALTH ARLINGTON MEMORIAL		1			1
PEDRO MENENDEZ HEALTH CENTER AT ST JOHNS			1	100%	1

COVID-19: testing by laboratory

Data through Apr 15, 2021 verified as of Apr 16, 2021 at 09:25 AM

Data in this report are provisional and subject to change.

The numbers in the table below represent the number of Florida and non-Florida residents for whom test results were received by the Department of Health. A person can be tested by more than one laboratory and can have both positive and negative results. **Therefore, the sum of the numbers in each column will be larger than the total number of people tested.**

Reporting lab	Inconclusive	Negative	Positive	Percent positive	Total
Kingston of Miamisburg		1			1
ALLIANCE LABORATORY SERVICES			1	100%	1
HERITAGE CARE AND REHABILITATION CENTE		1			1
TEXAS HEALTH ARLINGTON MEMORIAL HOSPITAL			1	100%	1
MADISON REHABILITATION HOSPITAL		1			1
CARESPOT - LEE VISTA			1	100%	1
GENESIS CARE USA OF FLORIDA, LLC			1	100%	1
CHILDREN'S AT SATELLITE BOULEVARD URGE		1			1
GENERATIONS CENTER OF SPENCER		1			1
NATIONAL INSTITUTES OF HEALTH CLINICAL CENTER			1	100%	1
MCLEOD MEMORIAL HOSPITAL CLARENDON			1	100%	1
MEDEXPRESS URGENT CARE - HAMILTON SQUA		1			1
WALGREENS #09456		1			1
OAK HAVEN REHAB AND NURSING CENTER			1	100%	1
MAYO CLINIC OUTPATIENT DIALYSIS CENTER			1	100%	1
KIDSVILLE PEDIATRICS III PA			1	100%	1
DISCOVERY AT HOME, LLC			1	100%	1
UNIVERSITY OF IOWA HOSPITALS & CLINICS			1	100%	1
MAYO CLINICAL LABORATORIES		1			1
LP Marietta II, LLC		1			1
Grangeville Health and Rehab		1			1
Rio Grande City Nursing and Rehab Center			1	100%	1
CITRONELLE HEALTH AND REHABILITATION CENTER		1			1
ADVENTHEALTH PHYSICIAN GROUP - APPLEWOOD			1	100%	1
SUMMIT DETOX INC			1	100%	1
DIGESTIVE DISEASE CARE PC		1			1
THE MEDICAL CENTER AT BOWLING GREEN			1	100%	1
PLEASANT RIDGE MANOR WEST		1			1
CVS / PHARMACY #10794			1	100%	1
NEMOURS CHILDRENS PRIMARY CARE CLERMONT			1	100%	1
INHEALTH LIFE SCIENCES LLC			1	100%	1
FALKVILLE HEALTHCARE		1			1
RICHMOND MEDICAL CENTER FOR WOMEN		1			1
Kroger 353 - The Little Clinic Harpers Point		1			1
MEDEXPRESS URGENT CARE - NUTLEY		1			1
ATHENS LIMESTONE HOSPITAL		1			1
NAVARRO MEDICAL CENTERS LLC			1	100%	1
SUNCOAST PRIMARY CARE LLC			1	100%	1
441 URGENT CARE CENTER - BROWNWOOD			1	100%	1
Falmouth By The Sea			1	100%	1
MID-FLORIDA CANCER CENTERS		1			1
JUP Serology SubSection			1	100%	1
NORTHCREST PHYSICIAN SERVICES INC		1			1
HHCS PHARMACY INC			1	100%	1
JACK M MATHENY II MD			1	100%	1
UNC HOSPITALS			1	100%	1

COVID-19: testing by laboratory

Data through Apr 15, 2021 verified as of Apr 16, 2021 at 09:25 AM

Data in this report are provisional and subject to change.

The numbers in the table below represent the number of Florida and non-Florida residents for whom test results were received by the Department of Health. A person can be tested by more than one laboratory and can have both positive and negative results. **Therefore, the sum of the numbers in each column will be larger than the total number of people tested.**

Reporting lab	Inconclusive	Negative	Positive	Percent positive	Total
MEDEXPRESS URGENT CARE - RUSSELLVILLE, W MAIN ST		1			1
VIRTUA HEALTH AND REHABILITATION		1			1
SANFORD LABORATORIES WATERTOWN			1	100%	1
DR JAMES D FORBES FAMILY CARE CENTER			1	100%	1
BROOKSHIRE, THE			1	100%	1
CARROLL UNIVERSITY STUDENT HEALTH CENTER		1			1
Alden North Shore			1	100%	1
HOSPITAL METROPOLITANO SAN GERMAN			1	100%	1
MARTINSVILLE HEALTH AND REHAB			1	100%	1
SHP WESTCHESTER LLC		1			1
ARCADIA DIALYSIS CENTER			1	100%	1
INTERMOUNTAIN HEALTHCARE LABORATORY SERVICES			1	100%	1
WALGREENS # 11165		1			1
CAREMOUNT MEDICAL PC		1			1
BETHESDA HOSPITAL			1	100%	1
VIRGINIA UROLOGY		1			1
FOCUSED CARE AT ALLENBROOK		1			1
BEST CARE COMMUNITY AND FAMILY HEALTH CENTER INC			1	100%	1
STEPHEN G NELSON MD PA			1	100%	1
HALEYVILLE HEALTH CARE CENTER		1			1
LAKE MARY OPTUM FLORIDA			1	100%	1
TEVAPHARM			1	100%	1
MEADOWS PARK HEALTH AND REHABILITATION		1			1
CVS NE8626POCT LINCOLN		1			1
DIGNITY HEALTH GOHEALTH		1			1
Kroger 670 - The Little Clinic Dawson Forest Rd & Hwy 19		1			1
COMMUNITY MEDICAL CENTER-ORANGE CITY		1			1
Le Roy Village Green		1			1
HEALTHFORCE PARTNERS INC			1	100%	1
LEXINGTON HOSPITAL CORPORATION			1	100%	1
HERNANDO COUNTY HEALTH DEPT			1	100%	1
BETHESDA ON TURKEY CREEK			1	100%	1
GARNET HEALTH DOCTORS		1			1
Avera Sr. James Care Center		1			1
Brown Nursing Home		1			1
EXCEL URGENT CARE OF NJ			1	100%	1
NORTHSIDE HOSPITAL GWINNETT		1			1
Kroger - KRO62000426			1	100%	1
CAPITAL HEALTH PLAN - GOVERNORS SQUARE			1	100%	1
Brownwood Nusing & Rehabilitation		1			1
Towne Manor East		1			1
FLAGLER CARE CENTER			1	100%	1
ASSURANCE HEALTHCARE AND COUNSELING CENTER		1			1
CONWAY - SHERWOOD URGENT CARE			1	100%	1
Kroger 390 - The Little Clinic North College Hill		1			1
WINTER PARK MEMORIAL HOSPITAL LABORATORY		1			1

COVID-19: testing by laboratory

Data through Apr 15, 2021 verified as of Apr 16, 2021 at 09:25 AM

Data in this report are provisional and subject to change.

The numbers in the table below represent the number of Florida and non-Florida residents for whom test results were received by the Department of Health. A person can be tested by more than one laboratory and can have both positive and negative results. **Therefore, the sum of the numbers in each column will be larger than the total number of people tested.**

Reporting lab	Inconclusive	Negative	Positive	Percent positive	Total
BOLLES SCHOOL, THE			1	100%	1
SAINT BARNABAS MEDICAL CENTER		1			1
HOUSTON DEPARTMENT OF HEALTH AND HUMAN SERVICES			1	100%	1
Imperial Healthcare Centre			1	100%	1
Kroger 83 - The Little Clinic Rock Road		1			1
Kingston Care Center of Fort Wayne		1			1
HEALTHCARE ASSOCIATES OF IRVING, LLP			1	100%	1
SC-GA2018 SIMPSONVILLE REHABILITATION		1			1
ARGENTINE CARE CENTER		1			1
AUGUSTA HEALTH CLINICAL LABORATORY			1	100%	1
PEDRO L ORTEGA MD PA			1	100%	1
BAYOU URGENT CARE			1	100%	1
THE LITTLE CLINIC LLC			1	100%	1
SHAH			1	100%	1
Chatsworth Health Care		1			1
HELGEMO & LIOU PEDIATRICS			1	100%	1
WEST COAST CLINICAL LABS INC			1	100%	1
Kroger 359 - The Little Clinic Bellevue		1			1
CLAYTON NURSING AND REHABILITATION		1			1
ORCHID TERRACE		1			1
FAMILY AND INTERNAL MEDICINE ASSOCIATES		1			1
BISHOP KEARNEY		1			1
HUNEYCUTT FAMILY PRACTICE			1	100%	1
CORONA CONCIERGE, LLC		1			1
FLORIDA HOME HEALTH			1	100%	1
PEACE HEALTH FAMILY MEDICINE AT 87TH AVE		1			1
SOUTHWOOD NURSING & RETIREMENT CENTER		1			1
PARK LANE NURSING HOME		1			1
CROWNPOINT HEALTHCARE FACILITY		1			1
MEMORIALCARE LONG BEACH MEDICAL CENTER			1	100%	1
ACUTE AND COMMUNICABLE DISEASE PREVENTION			1	100%	1
JACKSON MADISON CO. GEN. HOSPITAL			1	100%	1
PHYSICIANS PREMIER ER- CENTRAL AUSTIN			1	100%	1
UNIVERSITY OF BALTIMORE WASHINGTON MEDICAL CENTER			1	100%	1
PARRISH MEDICAL GROUP			1	100%	1
Kroger 481 - The Little Clinic Houston Levee		1			1
SOUTHWOOD HEALTHCARE CENTER		1			1
CAMBRIDGE HEALTH ALLIANCE			1	100%	1
ELKHART GENERAL HOSPITAL			1	100%	1
SWIFTCARE URGENT CARE, PLLC			1	100%	1
Mountain View Manor			1	100%	1
CYPRESS CREEK OUTPATIENT SURGICAL CTR, LLC			1	100%	1
METROPOLITAN			1	100%	1
BRANDON OUTREACH CLINIC			1	100%	1
Brynwood Health & Rehabilitation Center			1	100%	1
VISTA LAKE ASSISTED LIVING			1	100%	1

COVID-19: testing by laboratory

Data through Apr 15, 2021 verified as of Apr 16, 2021 at 09:25 AM

Data in this report are provisional and subject to change.

The numbers in the table below represent the number of Florida and non-Florida residents for whom test results were received by the Department of Health. A person can be tested by more than one laboratory and can have both positive and negative results. **Therefore, the sum of the numbers in each column will be larger than the total number of people tested.**

Reporting lab	Inconclusive	Negative	Positive	Percent positive	Total
COLER REHABILITATION AND NURSING CARE		1			1
ANDERSON FAMILY MEDICINE			1	100%	1
JAX FAMILY CARE		1			1
COUNTY OF HAMILTON			1	100%	1
CVS NE8615POCT LINCOLN		1			1
HEBER VALLEY HOSPITAL			1	100%	1
LITTLE FALLS HOSPITAL LABORATORY		1			1
NYU LANGONE AMBULATORY CARE LAKE SUCCE		1			1
Lakeview Care Center			1	100%	1
THE GROVE HEALTH AND REHAB			1	100%	1
BEAUMONT HOSPITAL			1	100%	1
BEAUMONT URGENT CARE		1			1
VIVEX/UMTB BIOMEDICAL			1	100%	1
PALM COAST DRAW STATION/AMERICAN HEALTH ASSOCIATES		1			1
NSPIRE HEALTHCARE PLANTATION			1	100%	1
LABONE		1			1
Villages of St.Peters		1			1
SANFORD HOME		1			1
CERMAK HEALTH SERVICES			1	100%	1
ADVANCED RESEARCH AND DIAGNOSTIC LABORATORY UNIVERSITY OF MINNESOTA			1	100%	1
TARRANT MEDICAL ASSOCIATES			1	100%	1
Maplewood of Cheshire County		1			1
PEDIATRIC PARTNERS OF ZEPHYRHILLS PA			1	100%	1
HEARTLAND REGIONAL MEDICAL CENTER		1			1
DEL PRADO MEDICAL CENTER, INC		1			1
Niles Nursing and Rehab. Center		1			1
HOME AIDE SVC OF EASTERN NY INC D/B/A		1			1
SUNCOAST BEHAVIORAL HEALTH CENTER			1	100%	1
ASHLEY CLINICAL DIAGNOSTIC LABORATORY			1	100%	1
ROYAL PALM PEDIATRICS			1	100%	1
LAMARQUE DIALYSIS			1	100%	1
Home Health Care Clinic		1			1
SUPREME MEDICAL GROUP PLLC			1	100%	1
FOUNDATION LABORATORY			1	100%	1
BRANKO D PEJIC MD FAMILY PRACTICE			1	100%	1
Manassas Health & Rehab			1	100%	1
HEALTH FIRST HOME CARE		1			1
PALMS WEST SURGICENTER		1			1
CONVENIENT URGENT CARE			1	100%	1
FLORHAM PARK ENDOSCOPY CENTER		1			1
MARTIN MEM FAMILY CARE AT ST LUCIE W			1	100%	1
EILEEN TURBESSI MD PA		1			1
MEDCOR AT ROYAL CARIBBEAN			1	100%	1
BLACK SHEEP MEDICAL			1	100%	1
BEAUMONT REFERENCE LABORATORY			1	100%	1
TRITENN LLC		1			1

COVID-19: testing by laboratory

Data through Apr 15, 2021 verified as of Apr 16, 2021 at 09:25 AM

Data in this report are provisional and subject to change.

The numbers in the table below represent the number of Florida and non-Florida residents for whom test results were received by the Department of Health. A person can be tested by more than one laboratory and can have both positive and negative results. **Therefore, the sum of the numbers in each column will be larger than the total number of people tested.**

Reporting lab	Inconclusive	Negative	Positive	Percent positive	Total
COSTAMED GRUPO MEDICO			1	100%	1
PEDIATRIC ASSOCIATES - DORAL			1	100%	1
JOHN D. ARCHBOLD MEMORIAL HOSPITAL			1	100%	1
CVS TX4794POCT ARLINGTON		1			1
Baypoint Healthcare Center			1	100%	1
AMERICAN FAMILY CARE URGENT CARE		1			1
SSC NASHVILLE OPERATING CO LLC D/B/A		1			1
GEORGE WASHINGTON UNIVERSITY HOSPITAL			1	100%	1
BNJ		1			1
Kroger 970 - The Little Clinic Westfield			1	100%	1
OCEANVIEW NURSING AND REHABILITAION CENTER			1	100%	1
Birmingham Nursing and Rehabilitation East LLC		1			1
DOCTORS MEMORIAL HOSP HOME HEALTH CARE		1			1
CHILDREN'S MEMORIAL HOSPITAL			1	100%	1
AUSTIN URGENT CARE			1	100%	1
CVS IN6611POCT INDIANAPOLIS			1	100%	1
Dulles Health and Rehab Center		1			1
The Evangelical Lutheran Good Samaritan Society Prescott Village		1			1
APOLLO ADVANCED HOME HEALTH CORP			1	100%	1
FASTMED - LAKEWAY			1	100%	1
CVS OH3306POCT AKRON		1			1
5 STAR HOME HEALTH SERVICES INC		1			1
LRGHEALTHCARE		1			1
1ST MED DOTHAN			1	100%	1
HOSPITAL SISTERS HEALTH SYSTEM (HSHS)			1	100%	1
Kroger 518 - The Little Clinic Hermitage		1			1
NATICK URGENT CARE			1	100%	1
DR BAWA AND ASSOCIATES			1	100%	1
Kroger 682 - The Little Clinic New Holland Market			1	100%	1
EAST COAST INSTITUTE FOR RESEARCH LLC			1	100%	1
ADVANCE MD CARE			1	100%	1
SPINE & PAIN CONSULTANT PLLC		1			1
UFHEALTH			1	100%	1
PRIMEX CLINICAL LABORATORIES INC			1	100%	1
LOWER KEYS COMMUNITY HEALTH CENTER			1	100%	1
OPTUM MEDICAL CLINIC IN ROCKRIMMON			1	100%	1
ARIZA WELLNESS CARE LLC			1	100%	1
Heritage Health of Peru			1	100%	1
MOUNT SINAI COMPREHENSIVE CANCER CENTER			1	100%	1
QUEST INC			1	100%	1
WYOMING COUNTY DEPARTMENT OF HEALTH		1			1
CAREHERE HUDSON BAY			1	100%	1
EMERSON HOSPITAL LABORATORY			1	100%	1
Sunnybrook Rehabilitation Center			1	100%	1
EVERLYWELL DIAGNOSTICS			1	100%	1
AHUJA MEDICAL CENTER			1	100%	1

COVID-19: testing by laboratory

Data through Apr 15, 2021 verified as of Apr 16, 2021 at 09:25 AM

Data in this report are provisional and subject to change.

The numbers in the table below represent the number of Florida and non-Florida residents for whom test results were received by the Department of Health. A person can be tested by more than one laboratory and can have both positive and negative results. **Therefore, the sum of the numbers in each column will be larger than the total number of people tested.**

Reporting lab	Inconclusive	Negative	Positive	Percent positive	Total
SPACE COAST COMMUNITY PHARMACY			1	100%	1
IPSUM DIAGNOSTICS LLC		1			1
THE NEW JEWISH HOME		1			1
Bay View Nursing and Rehabilitation Center			1	100%	1
WELLMED AT LONGWOOD			1	100%	1
DOCTORS CARE - GREER		1			1
ELDERWOOD AT WAVERLY		1			1
Crowne Place Assisted Living		1			1
CARBON HEALTH			1	100%	1
LIFESPAN HEALTH - SELMER		1			1
REDMOND URGENT CARE			1	100%	1
SOUTH FLORIDA URGENT CARE CENTERS, LLC			1	100%	1
KIDS HEALTH ALLIANCE PA			1	100%	1
NEW SMYRNA BEACH AMBULATORY CARE CTR			1	100%	1
SUNCOAST FAMILY MEDICAL ASSOCIATES			1	100%	1
REHABILITATION CENTER OF ALBUQUERQUE		1			1
Lenbrook		1			1
Princeton Place			1	100%	1
UHS BINGHAMTON GENERAL			1	100%	1
STEPHENS COUNTY HOSPITAL			1	100%	1
OKLAHOMA BLOOD INSTITUTE			1	100%	1
SPEARE MEMORIAL HOSPITAL			1	100%	1
ASSISTED LIVING AT TREZEVANT		1			1
SUMMIT HEALTHCARE REGIONAL MEDICAL		1			1
FLORIDA CLINICAL RESEARCH CENTER, LLC			1	100%	1
DIVERSICARE OF BIG SPRINGS		1			1
NATION'S BEST CARE HOME HEALTH			1	100%	1
Quince Nursing and Rehabilitation Center		1			1
FAMILY MEDICAL CENTRE			1	100%	1
CONCENTRA - TAMPA EAST		1			1
ABINGTON MEMORIAL HOSPITAL			1	100%	1
VIP FAMILY PRACTICE			1	100%	1
AURORA HEALTH CARE METRO INC			1	100%	1
CROZER-CHESTER MEDICAL CENTER			1	100%	1
DAYTONA BEACH DIALYSIS			1	100%	1
MISSOURI DEPT. OF HEALTH			1	100%	1
NORTHWEST TEXAS HEALTHCARE SYSTEM,INC			1	100%	1
VICTORIA PAIN AND REHABILITATION CENTER			1	100%	1
PREMIER HEALTH CARE INC			1	100%	1
UNIVERSITY OF SOUTH FLORIDA			1	100%	1
MEDICAL CENTER			1	100%	1
MCG HOSPITALS AND CLINICS			1	100%	1
IVAN, MAYA			1	100%	1
PREMISEHEALTH		1			1
PUBLIX PHARMACY #0332		1			1
SOUTHERN OHIO MEDICAL CENTER			1	100%	1

COVID-19: testing by laboratory

Data through Apr 15, 2021 verified as of Apr 16, 2021 at 09:25 AM

Data in this report are provisional and subject to change.

The numbers in the table below represent the number of Florida and non-Florida residents for whom test results were received by the Department of Health. A person can be tested by more than one laboratory and can have both positive and negative results. **Therefore, the sum of the numbers in each column will be larger than the total number of people tested.**

Reporting lab	Inconclusive	Negative	Positive	Percent positive	Total
MISSION HOSPITAL			1	100%	1
WY RETIREMENT CENTER		1			1
MT SINA1 HOSPICE			1	100%	1
LAKE COMMUNITY ACTION AGENCY		1			1
CVS TX1057POCT SAN ANTONIO		1			1
WOOD COUNTY HEALTH DEPARTMENT			1	100%	1
DOCTORS CHOICE HOME CARE INC			1	100%	1
HENRICO DOCTOR'S LABORATORY			1	100%	1
BAYMEADOWS PEDIATRIC CARE		1			1
MERITER LABORATORIES			1	100%	1
AVANTARA REDFIELD		1			1
CVS MI22230CV WAYNE COUNTY COMMUNITY COLLEGE			1	100%	1
HAWAII DEPARTMENT OF HEALTH LAB			1	100%	1
MERCY GENERAL HOSPITAL			1	100%	1
MAGGY PHARMACY INC		1			1
CENTRAL FLORIDA MEDICAL CARE			1	100%	1
PARK AVENUE MEDICAL PROFESSIONALS		1			1
COLLIER BLVD HMA PHYSICIANS MANAGEMENT LLC			1	100%	1
NONA MEDICAL ARTS		1			1
UNIVERSITY OF MIAMI PRIMARY CARE SITE UMHC 3039			1	100%	1
Kroger 419 - The Little Clinic Farmington/Exeter		1			1
CAREATC - PALM HARBOR			1	100%	1
ALL AMERICAN FAMILY AND GERIATRIC CARE			1	100%	1
SISTERS MISSION			1	100%	1
LAURELS OF NORWORTH		1			1
WALGREENS #06025		1			1
MANHATTAN COLLEGE HEALTH SERVICES		1			1
WELLCARE URGENT CARE			1	100%	1
CAROMONT HEALTH			1	100%	1
JOHNSON & JOHNSON VISION CARE-VISTAKON			1	100%	1
SENTARA AMBULATORY CARE CLINIC			1	100%	1
Sharon Care Center			1	100%	1
CHAMBREL AT PINECASTLE			1	100%	1
SEABROOK EMS			1	100%	1
Ohman Family Living at Holly Assisted Living		1			1
CHRISTIANA HOSPITAL		1			1
Kroger 465 - The Little Clinic Oakley		1			1
PALOMAR MEDICAL CENTER			1	100%	1
PATIENT FIRST - CHERRY HILL		1			1
NORTH FLORIDA CHILD DEVELOPMENT, INC			1	100%	1
JACKSBORO URGENT CARE			1	100%	1
BRADENTON CONVENTION CENTER			1	100%	1
MOSAIC MEDICAL CENTER MARYVILLE			1	100%	1
SUREPOINT URGENT CARE PADRE ISLAND			1	100%	1
Waddell Nursing & Rehab Center		1			1
SOUTH TEXAS HEALTH SYSTEM ER - WARE ROAD			1	100%	1

COVID-19: testing by laboratory

Data through Apr 15, 2021 verified as of Apr 16, 2021 at 09:25 AM

Data in this report are provisional and subject to change.

The numbers in the table below represent the number of Florida and non-Florida residents for whom test results were received by the Department of Health. A person can be tested by more than one laboratory and can have both positive and negative results. **Therefore, the sum of the numbers in each column will be larger than the total number of people tested.**

Reporting lab	Inconclusive	Negative	Positive	Percent positive	Total
ST. MARY MEDICAL CENTER		1			1
MODERN URGENT CARE			1	100%	1
PREMIER FAMILY AND SPORTS MEDICINE LLC			1	100%	1
JP MORGAN CHASE HEALTH SERVICES			1	100%	1
MIDWEST COVENANT HOME, INC		1			1
LP ELIZABETHTON		1			1
ST. LUKES HOSPITAL			1	100%	1
ASSOCIATES MD MEDICAL GROUP INC			1	100%	1
BRISTOL CHILDRENS CLINIC			1	100%	1
Gulf Coast health and Rehabilitation, LLC		1			1
MD NOW URGENT CARE			1	100%	1
Kroger - KRO03500568			1	100%	1
CENTRAL ALABAMA HEALTH CARE SYSTEM			1	100%	1
CHILTON MEDICAL CENTER		1			1
CARE STATION MEDICAL GROUP		1			1
WATERBURY HOSPITAL REFERENCE LAB			1	100%	1
Eden Meadows		1			1
AMERICAN MEDICAL RESPONSE - FARMER BRA		1			1
MED CHOICE CENTER OF NORTH MIAMI			1	100%	1
MEDICAL CLINIC OF HOUSTON			1	100%	1
Fulton County Medical Center Long Term Care			1	100%	1
URGENT CARE OF KANSAS CITY			1	100%	1
FAMILY MEDICAL CENTER		1			1
TERRELL URGENT CARE			1	100%	1
YOUR HEALTH PEDIATRICS			1	100%	1
SIGNATURE HEALTHCARE OF BUCKHEAD		1			1
DUKE UNIVERSITY MEDICAL CENTER			1	100%	1
Springdale Village		1			1
LAKESIDE MEDICAL CENTER		1			1
APEX HOME HEALTHCARE			1	100%	1
FORT LOUDOUN PRIMARY CARE		1			1
SPRINGBROOK HOSPITAL			1	100%	1
IVY CREEK HEALTHCARE & WELLNESS CENTRE			1	100%	1
Kroger 395 - The Little Clinic Blanchester		1			1
INTEGRITY SPINE AND ORTHOPEDICS LLC			1	100%	1
CLEVELAND CLINIC OHIO LABORATORIES			1	100%	1
WVU MEDICINE - WESTON			1	100%	1
UW MEDICINE CHU LAB			1	100%	1
BRUNSWICK HEALTH AND REHABILITATION CE		1			1
KISSIMMEE HOME TRAINING		1			1
MINNESOTA HERITAGE HOUSE		1			1
GENVIEW DIAGNOSIS INC			1	100%	1
Biopharmaceutics Laboratory Section		1			1
SAINT PETE MRI			1	100%	1
CARENOW URGENT CARE - ANTIOCH		1			1
Kroger 523 - The Little Clinic Dickson			1	100%	1

COVID-19: testing by laboratory

Data through Apr 15, 2021 verified as of Apr 16, 2021 at 09:25 AM

Data in this report are provisional and subject to change.

The numbers in the table below represent the number of Florida and non-Florida residents for whom test results were received by the Department of Health. A person can be tested by more than one laboratory and can have both positive and negative results. **Therefore, the sum of the numbers in each column will be larger than the total number of people tested.**

Reporting lab	Inconclusive	Negative	Positive	Percent positive	Total
Medilodge of Mt. Pleasant		1			1
WALGREENS_CHICAGO		1			1
LEHIGH PULMONARY ASSOCIATES			1	100%	1
MAIN STREET PHARMACY OF MARCELLUS, INC		1			1
DEPT OF VA MEDICAL CENTER - MIAMI			1	100%	1
NFRC CLINICAL LAB			1	100%	1
ANDERSON REGIONAL MEDICAL CENTER			1	100%	1
UPMC NORTHWEST HOSPITAL			1	100%	1
LAKEWOOD RANCH MEDICAL GROUP LLC			1	100%	1
Kroger 805 - The Little Clinic Lewis Center		1			1
ADVOCATE GOOD SAMARITAN			1	100%	1
NEW MILFORD HOSPITAL			1	100%	1
NEW DISCOVERY BIOLOGICS, LLC		1			1
SALEM HOSPITAL REGIONAL LABORATORY		1			1
GEORGETOWN URGENT CARE			1	100%	1
MARTIN HEALTH PHYSICIAN GROUP			1	100%	1
CLUB HEALTH AND REHABILITATION CENTER, THE		1			1
RAYMOND F CARON MD			1	100%	1
JACKSONVILLE HEALTH & REHAB		1			1
CHP COVID-19 (TX)			1	100%	1
VIRGINIA CVS PHARMACY, LLC DBA CVS/PHARMACY #1884		1			1
FAMILY PRACTICE ASSOCIATES		1			1
Kroger 433 - The Little Clinic Atoka		1			1
SHANDSCAIR FLIGHT PROGRAM			1	100%	1
PCR DIAGNOSTICS			1	100%	1
NULL			1	100%	1
Autumn Care of Suffolk		1			1
ST JUDE CARE CENTER		1			1
PALMETTO PRIMARY CARE PHYSICIANS			1	100%	1
Rockcastle Health and Rehab		1			1
WESLEY MEDICAL CENTER			1	100%	1
WINCHESTER URGENT CARE, PC		1			1
MICROBIOLOGY DEPARTMENT			1	100%	1
FAMILY PHYSICIANS OF WINTER PARK, INC			1	100%	1
Grand Junction VAMC		1			1
Redwood Springs Healthcare			1	100%	1
WESLEY LONG HOSPITAL			1	100%	1
A PATTERN MEDICAL CLINIC		1			1
Davie Nursing & Rehabilitation Center		1			1
LEESBURG DIALYSIS CENTER		1			1
PHYSICIANS URGENT CARE			1	100%	1
SEPULVEDA OUTPATIENT AND NURSING HOME CARE			1	100%	1
FELD ENTERTAINMENT			1	100%	1
ADVANCED URGENT CARE PLLC		1			1
Abernethy Laurels		1			1
ALAFAYA WOODS FAMILY MEDICAL CENTER		1			1

COVID-19: testing by laboratory

Data through Apr 15, 2021 verified as of Apr 16, 2021 at 09:25 AM

Data in this report are provisional and subject to change.

The numbers in the table below represent the number of Florida and non-Florida residents for whom test results were received by the Department of Health. A person can be tested by more than one laboratory and can have both positive and negative results. **Therefore, the sum of the numbers in each column will be larger than the total number of people tested.**

Reporting lab	Inconclusive	Negative	Positive	Percent positive	Total
FLORIDA EPIDEMIOLOGY PROGRAM			1	100%	1
WESLEY CHAPEL INTERNAL MEDICINE AND PEDIATRICS PA			1	100%	1
UMMC MIDTOWN CAMPUS			1	100%	1
NORTHSIDE FAMILY MEDICINE		1			1
WELLMED AT BAY AREA		1			1
BEAUMONT HOSPITAL, GROSSE POINTE			1	100%	1
KINGWOOD EMERGENCY HOSPITAL			1	100%	1
CARENOW-MONTGOMERY			1	100%	1
DILELLA			1	100%	1
BAXTER REGIONAL MEDICAL CENTER			1	100%	1
SKYRIDGE CLINICAL ASSOCIATES		1			1
PARK AVENUE DERMATOLOGY NORTH			1	100%	1
HOWELL BRANCH COURT			1	100%	1
ST.ELIZABETH HEALTH CENTER	1				1
SIPERSTEIN DERMATOLOGY LLC			1	100%	1
COMMUNITY MEDICAL CARE			1	100%	1
ARBOR DIAGNOSTICS, INC		1			1
FLORIDA MEDICAL CLINIC PA GI			1	100%	1
SKY RIDGE MEDICAL CENTER - MICRO			1	100%	1
HARTFORD HEALTH CARE & REHABILITATION			1	100%	1
SHAMRA MEDICAL LABORATORY			1	100%	1
OXLEY PARK HEALTH & REHAB		1			1
MOUNT SINAI MEDICAL CENTER OF FLORIDA INC			1	100%	1
ATLANTIS VISION CENTER			1	100%	1
USA Healthcare LTC, LLC - Folsom Center for Rehabilitation & Healthca		1			1
Newton Wellesley Center for Alzheimer's Care		1			1
PULSE MEDICAL DOCTOTS LLC			1	100%	1
HOSPICE OF MARION COUNTY INC			1	100%	1
Metairie Healthcare Center			1	100%	1
ROSE HAVEN NURSING CENTER		1			1
Livingston County Center for Nursing and Rehabilitation		1			1
GREYSTONE HOME HEALTH OF GREATER ORLANDO LLC		1			1
ARNOLD PALMER HOSPITAL LAB POCT		1			1
CARLTON SHORES HEALTH AND REHABILITATION CENTER			1	100%	1
BASCOM PALMER-MICRO LAB			1	100%	1
ACCURATE HEALTH SERVICES CORP			1	100%	1
WINTER HAVEN DIALYSIS		1			1
SCRIPTS PLUS INC DBA THE MEDICINE SHOP		1			1
TWIN			1	100%	1
VA ST LOUIS HEALTH CARE SYSTEM			1	100%	1
SUNCOAST RESEARCH GROUP LLC			1	100%	1
Lemont Nursing and Rehab Center			1	100%	1
Schoenbrunn Healthcare		1			1
CAREATC - WISCONSIN PIPE-FITTERS			1	100%	1
VELOCITY URGENT CARE - REDMILL			1	100%	1
BROOKDALE AVONDALE (BU 04360)			1	100%	1

COVID-19: testing by laboratory

Data through Apr 15, 2021 verified as of Apr 16, 2021 at 09:25 AM

Data in this report are provisional and subject to change.

The numbers in the table below represent the number of Florida and non-Florida residents for whom test results were received by the Department of Health. A person can be tested by more than one laboratory and can have both positive and negative results. **Therefore, the sum of the numbers in each column will be larger than the total number of people tested.**

Reporting lab	Inconclusive	Negative	Positive	Percent positive	Total
GOOD SAMARITAN SOCIETY - DE SMET		1			1
LITTLE COMPANY OF MARY HOSPITAL			1	100%	1
MOUNT ST MARYS HOSPITAL OF NIAGARA FALLS			1	100%	1
HENRY FORD WEST BLOOMFIELD HOSPITAL			1	100%	1
URGENT CARE NORTHWEST		1			1
MEMORIAL HERMANN SOUTHWEST HOSPITAL			1	100%	1
GIBSON AREA PRIMARY CARE			1	100%	1
Diversicare of Smyrna		1			1
ARLINGTON ADULT RESIDENTIAL FACILITY, INC			1	100%	1
URGENT CARE OF COASTAL GEORGIA			1	100%	1
CVS KS8601POCT OVERLAND PARK			1	100%	1
Walgreens #11724		1			1
ADVANCED CARDIOVASCULAR DIAGNOSTICS PL		1			1
Crowne Health Care of Eufaula		1			1
Walgreens #3049		1			1
STITCHES ACUTE CARE CENTER OF CHEYENNE			1	100%	1
Victoria Manor		1			1
PALM COTTAGE OPERATOR LLC			1	100%	1
PRACTITIONERS IN MOTION			1	100%	1
SARHA DOCTORS CENTER			1	100%	1
CHI ST VINCENT LITTLE ROCK DIAGNOSTIC CLINIC			1	100%	1
MAHONEY PEDIATRICS PA			1	100%	1
BRIAN C GRINER MD LLC			1	100%	1
MOUNT SINAI MEDICAL CENTER HIALEAH			1	100%	1
AFFILIATED LABORATORIES INC			1	100%	1
Kroger 682 - The Little Clinic Combs and Gantzel		1			1
TITUSVILLE TOWERS ASSISTED LIVING		1			1
SAINT ALPHONSUS REGIONAL MEDICAL CENTER			1	100%	1
HENRY FORD HOSPITAL			1	100%	1
WESTMORELAND REGIONAL HOSPITAL			1	100%	1
Erwin Health Care Center		1			1
MINUTECLINIC DIAGNOSTIC OF TN PC #6437		1			1
BIOMAT ORLANDO		1			1
PEDIATRIC PARTNERS			1	100%	1
TILE PHARMACY		1			1
SAINT AGNES HOSPITAL			1	100%	1
HEALTH PARTNERS LLC		1			1
FLAGLER COUNTY BOARD OF COUNTY COMMISSIONERS			1	100%	1
CAPSTONE REHABILITATION AND HEALTHCARE		1			1
BAPTIST HOSPITAL FAMILY MEDICINE &			1	100%	1
URGENT 202 COX CREEK PKWY		1			1
Garden View Care Center at Dougherty Ferry		1			1
Illiana HCS -Danville VAMC		1			1
COLLINS NURSING HOME		1			1
PORTSMOUTH REG. HOSPITAL			1	100%	1
BROWARD MEDICAL LAB			1	100%	1

COVID-19: testing by laboratory

Data through Apr 15, 2021 verified as of Apr 16, 2021 at 09:25 AM

Data in this report are provisional and subject to change.

The numbers in the table below represent the number of Florida and non-Florida residents for whom test results were received by the Department of Health. A person can be tested by more than one laboratory and can have both positive and negative results. **Therefore, the sum of the numbers in each column will be larger than the total number of people tested.**

Reporting lab	Inconclusive	Negative	Positive	Percent positive	Total
PATEL MINESH		1			1
CONSOLIDATED			1	100%	1
HEALTHALLIANCE HOSPITAL LABORATORY		1			1
MONTCLAIR STATE UNIV/HLTH & WELLNESS		1			1
Walgreens #19461		1			1
MEDICAL ASSOCIATES OF PINELLAS - LAB			1	100%	1
NOORANI MEDICAL CENTER LLC			1	100%	1
Vista Park			1	100%	1
Kroger 367 - The Little Clinic Walton		1			1
WINDSOR MANOR			1	100%	1
FIRSTCARE MEDICAL CENTER			1	100%	1
CAREFIRST URGENT CARE - BEECHMONT			1	100%	1
PHYSICIAN ASSOCIATES, LLC			1	100%	1
KENNEDY BOULEVARD DIALYSIS			1	100%	1
BROCK HUGHES MEDICAL CENTER			1	100%	1
Ideal Senior Living Center		1			1
WALGREENS #04786		1			1
ACCESS MEDICAL GROUP OF TAMPA INC			1	100%	1
EXPRESS CARE OF OCALA			1	100%	1
CONCIERGE IV NUTRITION			1	100%	1
SEGAL INSTITUTE FOR CLINICAL RESEARCH INC			1	100%	1
EAGLE COUNTY HEALTH AND HUMAN SERVICES			1	100%	1
MEDTOWN PHARMACY			1	100%	1
YOUR GOOD HEALTH MEDICAL GROUP PA			1	100%	1
SCHUYLER HOSPITAL		1			1
COVENANT HEALTH		1			1
Life Care Center of Auburn		1			1
WEST FLORIDA MEDICAL ASSOCIATES PA			1	100%	1
NORTH FLORIDA REGIONAL MEDICAL CENTER EMERGENCY			1	100%	1
PRIMARY CARE GROUP LLC		1			1
CRYSTAL RIVER FIRE DEPARTMENT			1	100%	1
BOCA RATON REGIONAL HOSPITAL		1			1
SV MOBILE HEALTH			1	100%	1
FAYETTE MEDICAL CENTER LAB		1			1
OCALA REGIONAL DIALYSIS- NORTH			1	100%	1
ASHLEY PEDIATRICS DAY AND NIGHT CLINIC			1	100%	1
URGENT CARE OF FORT LAUDERDALE INC			1	100%	1
ALIMETRIX INC		1			1
Alden Lincoln Park			1	100%	1
CAREWELL URGENT CARE FITCHBURG			1	100%	1
ELAN MANATEE			1	100%	1
RIVERVIEW HOSPITAL	1				1
BOND COUNTY HEALTH DEPARTMENT			1	100%	1
LIMA MEMORIAL HOSPITAL			1	100%	1
DIMMIT REGIONAL HOSPITAL			1	100%	1
CONCENTRA - OCALA		1			1

COVID-19: testing by laboratory

Data through Apr 15, 2021 verified as of Apr 16, 2021 at 09:25 AM

Data in this report are provisional and subject to change.

The numbers in the table below represent the number of Florida and non-Florida residents for whom test results were received by the Department of Health. A person can be tested by more than one laboratory and can have both positive and negative results. **Therefore, the sum of the numbers in each column will be larger than the total number of people tested.**

Reporting lab	Inconclusive	Negative	Positive	Percent positive	Total
Village Crest Center for Health & Rehabilitation		1			1
Pelican Health Norfolk			1	100%	1
SOMA MEDICAL CENTER PA #2 OAKLAND			1	100%	1
PULMONARY, CRITICAL CARE AND SLEEP DISORDERS INSTITUTE OF SOUTH FLORID			1	100%	1
STVHCS - Dental Outpatient Clinic		1			1
CVS KS8573POCT OVERLAND PARK		1			1
PATIENT FIRST - WOODBURY		1			1
IMMEDIATE CARE MEDICAL CENTER			1	100%	1
UT MD ANDERSON CANCER CENTER-TUMOR MARKER LAB			1	100%	1
CENTRAL FLORIDA HOSPITALIST			1	100%	1
EXAC CARE CROSSVILLE		1			1
MEMORIAL HOSPITAL MIRAMAR WAIVED TESTING			1	100%	1
CARESOUTH HHA HOLDINGS OF VIRGINIA, LLC			1	100%	1
ABE'S GARDEN/PARK MANOR APARTMENTS		1			1
AUBURNDALE DOCTOR TODAY			1	100%	1
Hillside Rehab and Care Center			1	100%	1
Strasburg Care Center		1			1
QUALITY CLINICAL LAB LLC			1	100%	1
CARESPOT EXPRESS HEALTHCARE BOYNTON BEACH			1	100%	1
LAKELAND MEDICAL CENTER			1	100%	1
WYOMING OPCO, LLC DBA MEDILODGE OF WYO		1			1
Walgreens #5065		1			1
SJMC PHYSICIAN SERVICES			1	100%	1
WELLSTAR STUDENT SERVICES-MARIETTA CLI		1			1
GREATER MIAMI DIALYSIS			1	100%	1
Parkview Care Center			1	100%	1
GOSHEN HOSPITAL			1	100%	1
GATEWAY FAMILY HEALTH CLINIC			1	100%	1
LAB PLUS, LLC			1	100%	1
SOUTHWEST FLORIDA DIVISION LAB			1	100%	1
MONMOUTH MEDICALC ENTER		1			1
STUDENT HEALTH CENTER			1	100%	1
NORTH SHORE HEMATOLOGY-ONCOLOGY ASSOCI		1			1
SANITAS RESEARCH LLC			1	100%	1
BAPTIST EMERGENCY HOSPITAL - KELLY			1	100%	1
MEMORIAL URGENT CARE CENTER -			1	100%	1
Kroger 447 - The Little Clinic Lebanon		1			1
Vi at Aventura		1			1
NEXTCARE NIFONG			1	100%	1
Kroger 825 - The Little Clinic Dorothy Lane		1			1
KINGMAN REGIONAL MEDICAL CENTER			1	100%	1
Dupage Care Center			1	100%	1
Wildwood Healthcare		1			1
UNITYPOINT HEALTH TRINITY			1	100%	1
HORIZON MEDICAL CENTER			1	100%	1
Bethel Lutheran Nursing & Rehabilitation Center		1			1

COVID-19: testing by laboratory

Data through Apr 15, 2021 verified as of Apr 16, 2021 at 09:25 AM

Data in this report are provisional and subject to change.

The numbers in the table below represent the number of Florida and non-Florida residents for whom test results were received by the Department of Health. A person can be tested by more than one laboratory and can have both positive and negative results. **Therefore, the sum of the numbers in each column will be larger than the total number of people tested.**

Reporting lab	Inconclusive	Negative	Positive	Percent positive	Total
SACRED HEART HEALTH SYSTEM- MIDWIFE PROGRAM			1	100%	1
Memorial Health Care Center			1	100%	1
NEVADA DEPARTMENT OF HEALTH AND HUMAN SERVICES			1	100%	1
Shoreline Care Center			1	100%	1
REFERENCE LABORATORY			1	100%	1
AVERA MEDICAL GROUP			1	100%	1
MONROE COUNTY PUBLIC HEALTH DEPARTMENT			1	100%	1
CVS MA335POCT RAYNHAM		1			1
WALGREENS #10308		1			1
ROAN MOUNTAIN MEDICAL CENTER			1	100%	1
SHARON REGIONAL MEDICAL CENTER			1	100%	1
Kroger 894 - The Little Clinic NEC		1			1
COVE AT THE MARBELLA,THE			1	100%	1
HOLLAND COMMUNITY HOSPITAL		1			1
METRO HEALTH HOSPITAL LABORATORY		1			1
DIGNITY HEALING LLC			1	100%	1
THE CHILDREN'S HOSPITAL OF PHILADELPHIA		1			1
Kroger 397 - The Little Clinic Frankfort East		1			1
POINTE MEDICAL SERVICES INC			1	100%	1
Central Park Healthcare & Rehabilitation Center		1			1
CVS PA2296POCT MACUNGIE		1			1
SONNI'S PEDIATRICS			1	100%	1
FAIRFIELD MEDICAL CENTER			1	100%	1
SUMMIT LABORATORY			1	100%	1
COLUMBIA CREST CARE & RAHAB		1			1
VELOCITY URGENT CARE - CHIMNEY HILL			1	100%	1
KANA MEDICAL			1	100%	1
Linley Park Rehabilitation & Healthcare Center		1			1
ALPHA 1 ANTITRYPSIN RESEARCH PROGRAM			1	100%	1
FAMILY MEDICINE AT KISSIMMEE		1			1
ADVANCED CARDIOVASCULAR DIAGNOSTICS OF FL			1	100%	1
NF Escambia, LLC DBA Olive BranchHealth and Rehabilitaion Center			1	100%	1
CVS MA1121POCT WESTFORD		1			1
Chestnut Ridge Nursing & Rehab		1			1
MOREHOUSE COLLEGE STUDENT HEALTH CENTE		1			1
CLEVELAND CLINIC FLORIDA LAB			1	100%	1
ST JOHNS MEDICAL CENTER		1			1
CELEBRATION HOSPITAL			1	100%	1
ROBERT TAYLOR COMMUNITY COMPLEX			1	100%	1
ADVENTHEALTH MEDICAL GROUP OBSTETRICS AND			1	100%	1
OPCO LLC LEGACY NURSING AND REHABILITA		1			1
CHC SOUTHWEST FLORIDA LAB-LIVE			1	100%	1
NHC HealthCare St. Charles		1			1
LAKEVIEW REGIONAL HOSPITAL			1	100%	1
BAYLOR SCOTT AND WHITE MEDICAL CENTER -CENTENTENNIAL			1	100%	1
CVS MA915POCT BEVERLY			1	100%	1

COVID-19: testing by laboratory

Data through Apr 15, 2021 verified as of Apr 16, 2021 at 09:25 AM

Data in this report are provisional and subject to change.

The numbers in the table below represent the number of Florida and non-Florida residents for whom test results were received by the Department of Health. A person can be tested by more than one laboratory and can have both positive and negative results. **Therefore, the sum of the numbers in each column will be larger than the total number of people tested.**

Reporting lab	Inconclusive	Negative	Positive	Percent positive	Total
ALLIANCE MD DIRECT PRIMARY CARE			1	100%	1
FAST PACE URGENT CARE			1	100%	1
ST JOHN'S HOME CARE			1	100%	1
BRIGHT HEALTH CLINIC CORP			1	100%	1
RAMBAM URGENT CARE			1	100%	1
CLEVELAND CLINIC AKRON GENERAL			1	100%	1
Florence Nursing and Rehabilitation Center		1			1
Village Green Health & Rehabilitation		1			1
Kroger 524 - The Little Clinic Iron Bridge Road		1			1
SOUTHERN REGIONAL MEDICAL CENTER		1			1
Kroger 379 - The Little Clinic Stony Brook		1			1
Glen Oaks Health and REhabilitation		1			1
CLERMONT PEDIATRICS, PA			1	100%	1
BAYLOR SCOTT & WHITE MEDICAL SURGICAL CLINIC			1	100%	1
CENTRAL TX MEDICAL CENTER - LAB			1	100%	1
TANGLEWOOD MANOR		1			1
BRIDGEWATER AT WATERMAN VILLAGE			1	100%	1
MACKINAC STRAITS LONG TERM CARE UNIT		1			1
ABSOLUTE QUICK CARE			1	100%	1
FAIRVIEW SOUTHDAL			1	100%	1
HABANA HEALTH CARE CENTER			1	100%	1
VELOCITY URGENT CARE - LITTLE CREEK			1	100%	1
BOTTINEAU GOOD SAMARITAN CENTER		1			1
COLOMBO'S PHARMACY		1			1
TAMPA HEALTH CARE PROVIDERS PA		1			1
CVS AZ9374POCT TUCSON		1			1
WALGREENS #4086		1			1
HARRIS URGENT CARE CENTER			1	100%	1
ST LUKE'S CORNWALL HOSPITAL N			1	100%	1
DR DAN C TRIGG MEMORIAL HOSPITAL		1			1
ALLIED PEDIATRICS & FAMILY MEDICINE			1	100%	1
SUPERKIDS PEDIATRICS			1	100%	1
SANTA BARABARA ALF LLC (THE WINDSOR)			1	100%	1
EDITH NOURSE ROGERS MEMORIAL VAMC		1			1
HCL LABORATORIES			1	100%	1
CURELOGICS WOUND CARE & HYPERBARIC CENTER		1			1
WALGREENS #15291		1			1
FLORIDA HOSPITAL LAB			1	100%	1
Lexington Medical Center Extended Care		1			1
Broomall Manor		1			1
CVS LA1116POCT BATON ROUGE		1			1
ST CATHERINE HOSPITAL LABORATORY			1	100%	1
GUILFORD IMMEDIATE CARE, SYAH, LLC		1			1
CFCH - FROSTPROOF			1	100%	1
Medicalodges Neosho			1	100%	1
Encompass Health Rehab Hosp Alexandria		1			1

COVID-19: testing by laboratory

Data through Apr 15, 2021 verified as of Apr 16, 2021 at 09:25 AM

Data in this report are provisional and subject to change.

The numbers in the table below represent the number of Florida and non-Florida residents for whom test results were received by the Department of Health. A person can be tested by more than one laboratory and can have both positive and negative results. **Therefore, the sum of the numbers in each column will be larger than the total number of people tested.**

Reporting lab	Inconclusive	Negative	Positive	Percent positive	Total
MOUNT SINAI MEDICAL CENTER AVENTURA ER			1	100%	1
CHESAPEAKE REGIONAL MEDICAL CENTER			1	100%	1
SPECIALTY DRUG TESTING			1	100%	1
APPLECARE BRUNSWICK			1	100%	1
ACCESS TOTAL CARE			1	100%	1
LOUIS STOKES CLEVELAND VA MEDICAL CENTER			1	100%	1
HIDALGO FAMILY CLINIC			1	100%	1
SPECIALTY MOLECULAR - DENVER			1	100%	1
NORTHWEST FLORIDA SPECIALTY PHYSICIANS LLC		1			1
MEDCARE-GARNERS FERRY			1	100%	1
ADAPTIVE BIOTECHNOLOGIES			1	100%	1
PINNACLE DIALYSIS		1			1
RMC BROOKHOLLOW MED AESTHETICS INC		1			1
HEALTH FIRST MEDICAL GROUP LLC			1	100%	1
PATIENT FIRST - SICKLERVILLE		1			1
Sage Bluff Health & Rehabilitation Center		1			1
VA OPTOMETRY CLINIC			1	100%	1
SACRED HEART MEDICAL CENTER			1	100%	1
Kroger 126 - The Little Clinic Cottonwood		1			1
THE HEART HOSPITAL BAYLOR PLANO			1	100%	1
CLINICAL PATHOLOGY LABORATORIES SOUTHEAST INC			1	100%	1
MEDEXPRESS URGENT CARE - CABOT			1	100%	1
ELKTON TRANSITIONAL CARE CENTER		1			1
Brakeley Park Center		1			1
SOUTHEASTERN HEALTH FACILITES, INC		1			1
AMERICAN DRUG TESTING LAB LLC			1	100%	1
Kroger 500 - The Little Clinic Speedway		1			1
BRONSON METHODIST HOSPITAL			1	100%	1
SMITH KLINE			1	100%	1
HARMONY HEALTHCARE ORLANDO INC		1			1
BMC MAYPORT			1	100%	1
ANY LAB TEST NOW JACKSONVILLE		1			1
DAVITA DIALYSIS-NORTH			1	100%	1
WAYNE MEMORIAL HOSPITAL		1			1
MY INSTADOC - HOWELL URGENT CARE		1			1
PUBLIX PHARMACY #1122		1			1
CARESPOT - OVIEDO			1	100%	1
DR PHILLIPS CENTER FOR WELLNESS		1			1
BLUFFTON HEALTH CENTER			1	100%	1
ENCOMPASS HEALTH HOME HEALTH		1			1
SOUTHWEST ORLANDO FAMILY MEDICINE, PL			1	100%	1
URGENT CARE CENTER OF PORT ORANGE LLC			1	100%	1
SUMMERLIN MEDICAL CENTRE			1	100%	1
LABTECH DIAGNOSTICS			1	100%	1
PUBLIX PHARMACY #1488		1			1
RENOWN REGIONAL MEDICAL CENTER			1	100%	1

COVID-19: testing by laboratory

Data through Apr 15, 2021 verified as of Apr 16, 2021 at 09:25 AM

Data in this report are provisional and subject to change.

The numbers in the table below represent the number of Florida and non-Florida residents for whom test results were received by the Department of Health. A person can be tested by more than one laboratory and can have both positive and negative results. **Therefore, the sum of the numbers in each column will be larger than the total number of people tested.**

Reporting lab	Inconclusive	Negative	Positive	Percent positive	Total
ADVENTHEALTH DURAND			1	100%	1
CALIFORNIA PUBLIC HEALTH LABORATORY			1	100%	1
Lopatcong Center		1			1
TITAN GENOMICS, LLC			1	100%	1
Sarah A. Todd Memorial Home		1			1
MALUHIA		1			1
WALGREENS #12624		1			1
Sherwood Oaks Health Center			1	100%	1
EPIC CARE PHARMACY		1			1
Westminster Canterbury Richmond		1			1
TUNIS STREET GROUP HOME		1			1
MEDEX CLINIC LLC			1	100%	1
Parkwood Healthcare Facility		1			1
GREATER TAMPA AT HOME			1	100%	1
VA Boston HCS-West Roxbury Division			1	100%	1
Advanced Health Care of St. George		1			1
MARION GENERAL HOSPITAL			1	100%	1
ELEMENTS PHARMACY			1	100%	1
PROVIDENCE ST. PATRICK HOSPITAL			1	100%	1
Elm Crest Senior Living Community		1			1
NEW HORIZON PRIMARY CARE LLC			1	100%	1
BAYSHORE DIALYSIS			1	100%	1
CACERES SPECIALIZED GYNECOLOGY		1			1
Kroger 444 - The Little Clinic Dent		1			1
STAYING HEALTHY MEDICAL SERVICES			1	100%	1
LIFECARE MEDICAL CENTER			1	100%	1
Eddy Memorial Geriatric Center		1			1
Ladera Center		1			1
Trucare Living Centers - Columbus		1			1
CENTRAL CAROLINA HOSPITAL			1	100%	1
2504-HOMEWOOD		1			1
WESTCOAST FAMILY PRACTICE		1			1
Dugan Memorial Home		1			1
Salem Hills Rehabilitation and Nursing Center		1			1
OXY-GENLAB			1	100%	1
North Ottawa Care Center at Heartwood Lodge		1			1
ALLEGANY COUNTY DEPARTMENT OF HEALTH		1			1
VA Tennessee Valley HCS-Nashville Campus			1	100%	1
The Center at Centennial			1	100%	1
AURORA CONSOLIDATED LABORATORY			1	100%	1
FRANKLIN CBOC			1	100%	1
PHOEBE SUMTER MEDICAL CENTER LABORATORY		1			1
VALUE DRUG STORES INC		1			1
Hillside Manor Rehabilitation and Extended Care Center		1			1
Mercy Manor Transition Center			1	100%	1
OMNI HEALTHCARE URGENT CARE			1	100%	1

COVID-19: testing by laboratory

Data through Apr 15, 2021 verified as of Apr 16, 2021 at 09:25 AM

Data in this report are provisional and subject to change.

The numbers in the table below represent the number of Florida and non-Florida residents for whom test results were received by the Department of Health. A person can be tested by more than one laboratory and can have both positive and negative results. **Therefore, the sum of the numbers in each column will be larger than the total number of people tested.**

Reporting lab	Inconclusive	Negative	Positive	Percent positive	Total
FLORIDA HOSPITAL ORMOND BEACH			1	100%	1
A.G. Rhodes		1			1
CLERMONT HEALTH DEPARTMENT			1	100%	1
WINDERMERE PEDIATRICS			1	100%	1
MEDOR/ACC SYNCHRONY			1	100%	1
OHIO VALLEY MANOR NURSING &		1			1
Kroger 705 - The Little Clinic Richmond		1			1
Florence Home		1			1
EVERGREEN NURSING HOME		1			1
MEDEXPRESS URGENT CARE - HADLEY		1			1
Kroger 57 - The Little Clinic Jay C Charlestown		1			1
ORLANDO PHYSICIAN NETWORK		1			1
FLORIDA HEALTH CARE MEDICAL GROUP		1			1
GULFCOAST JEWISH FAMILY			1	100%	1
NORTH SHORE MEDICAL CENTER - SALEM HOSPITAL			1	100%	1
FLORIDA DEPARTMENT OF HEALTH IN BROWARD COUNTY		1			1
REGENTS PARK OF JACKSONVILLE			1	100%	1
Tremont Health & Rehabilitation Center		1			1
GRANITE FALLS LTC, LLC		1			1
COMMUNITY HOSPITALS INDIANAPOLIS			1	100%	1
MT CARMEL NURSING HOME		1			1
Aspire Physical Recovery Center at Cahaba River		1			1
ACCESS TOTAL CARE - PORTLAND			1	100%	1
POMPANO BEACH ARTIFICIAL KIDNEY CENTER			1	100%	1
			1	100%	1
PACIFICA CARE PLLC			1	100%	1
RINGLING HEALTH CENTER			1	100%	1
HYDE PARK MEDICAL CENTER		1			1
CVS IL7142POCT LOCKPORT		1			1
Kroger 410 - The Little Clinic Trinity		1			1
BETTER U BETTER LIFE WELLNESS LLC			1	100%	1
WAYNE COUNTY PUBLIC HEALTH		1			1
CHI ST ALEXIUS TRANSITIONAL CARE UNIT		1			1
CONVENIENT MEDICAL AND HEALTH SERVICES			1	100%	1
BRIDGES AT LIFE CARE CENTER OF OCALA, THE			1	100%	1
METROWEST MEDICAL CENTER - FRAMINGHAM			1	100%	1
ABSOLUTE HEALTHCARE			1	100%	1
MORNINGSIDE NURSING AND REHABILITATION		1			1
WELLSTAR KENNESAW MEDICAL CENTER		1			1
HACKENSACK UNIVERSITY MEDICAL CENTER		1			1
TRUCARE LIVING CENTERS - SELMA			1	100%	1
ST JOHN'S MEDICAL CENTER, TETON VILLAGE			1	100%	1
WORKCARE, INC GLOBALFOUNDRIES			1	100%	1
RELIANCE HOME HEALTH CARE INC		1			1
Waters of Covington		1			1
GATEWAY LABORATORIES		1			1

COVID-19: testing by laboratory

Data through Apr 15, 2021 verified as of Apr 16, 2021 at 09:25 AM

Data in this report are provisional and subject to change.

The numbers in the table below represent the number of Florida and non-Florida residents for whom test results were received by the Department of Health. A person can be tested by more than one laboratory and can have both positive and negative results. **Therefore, the sum of the numbers in each column will be larger than the total number of people tested.**

Reporting lab	Inconclusive	Negative	Positive	Percent positive	Total
DE TAR HOSPITAL			1	100%	1
SIERRA HEALTH CARE CENTER		1			1
CVS MA1875POCT ASHLAND			1	100%	1
BROOKDALE FORT MYERS LAKES PARK			1	100%	1
Longwood Community Living Center		1			1
Brookdale Southside			1	100%	1
QUICKCARE HEALTH, INC			1	100%	1
COURTLAND TERRACE		1			1
TAYLOR COUNTY HEALTH DEPARTMENT			1	100%	1
Walgreens #12153		1			1
THE EMORY CLINIC			1	100%	1
Keller Landing Center		1			1
CAH ACQUISITION COMPANY 11 LLC			1	100%	1
FRONT PORCH PEDIATRICS PLLC			1	100%	1
St. Anne Home		1			1
Troy Center for Rehabilitation & Nursing		1			1
FLORIDA DEPARTMENT OF HEALTH PALM BEACH COUNTY			1	100%	1
MOBILE MEDICAL CLINIC			1	100%	1
COVENANT HOSPITAL HOBBS D/B/A COVENANT		1			1
WALKIN MEDICAL URGENT CARE,NEW CITY			1	100%	1
RYE BEACH PHARMACY INC		1			1
Total	102,022	18,947,252	2,784,815	13%	21,834,089