

COVID-19: summary of cases and monitoring

Data through Apr 16, 2021 verified as of Apr 17, 2021 at 09:25 AM

Data in this report are provisional and subject to change.

Cases: people with positive PCR or antigen test result

Total cases	2,162,067
Florida residents	2,121,387
Non-Florida residents	40,680
Type of testing	
Florida residents	2,121,387
Positive by BPHL/CDC	76,990
Positive by commercial/hospital lab	2,044,397
PCR positive	1,699,946
Antigen positive	421,441
Non-Florida residents	40,680
Positive by BPHL/CDC	951
Positive by commercial/hospital lab	39,729
PCR positive	27,627
Antigen positive	13,053
Characteristics	
Florida residents hospitalized	88,130
Florida resident deaths	34,404
Non-Florida resident deaths	670

Hospitalized counts include anyone who was hospitalized at some point during their illness. It does not reflect the number of people currently hospitalized.

More information on deaths identified through death certificate data is available on the National Center for Health Statistics website at www.cdc.gov/nchs/nvss/vsrr/COVID19/index.htm.

Cases: people with positive PCR or antigen test result

Risk factors for Florida residents	
Traveled	16,989
Contact with a known case	840,981
Traveled and contact with a known case	23,258
Neither	1,240,159
No travel and no contact	253,575
Travel is unknown	705,028
Contact is unknown	469,746
Contact is pending	448,901

Travel can be unknown and contact can be unknown or pending for the same case, these numbers will sum to more than the "neither" total.

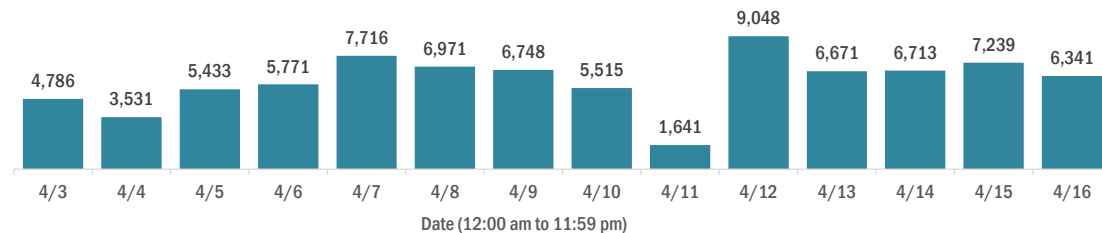
COVID-19: summary of laboratory testing

Data through Apr 16, 2021 verified as of Apr 17, 2021 at 09:25 AM

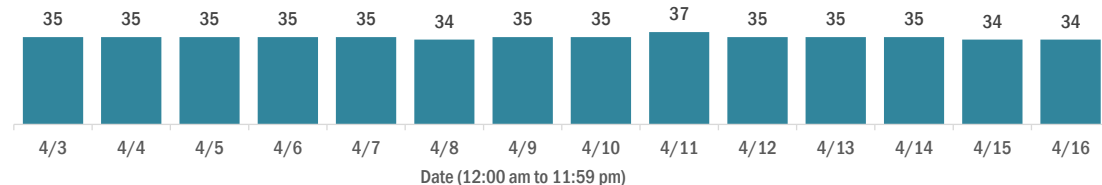
Data in this report are provisional and subject to change.

Cases in Florida residents per day for the past 2 weeks

Number of cases per day



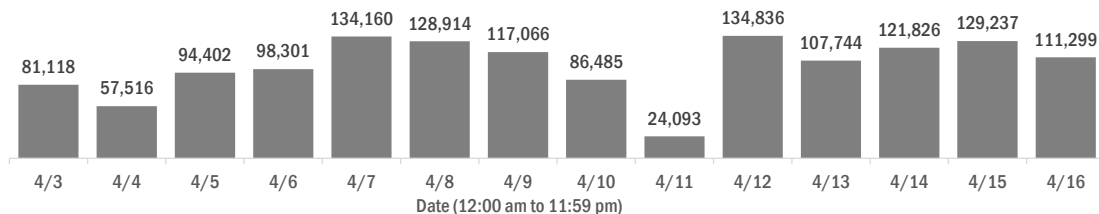
Median age of cases by day



Laboratory testing for Florida residents over the past 2 weeks

Number of Florida residents tested per day

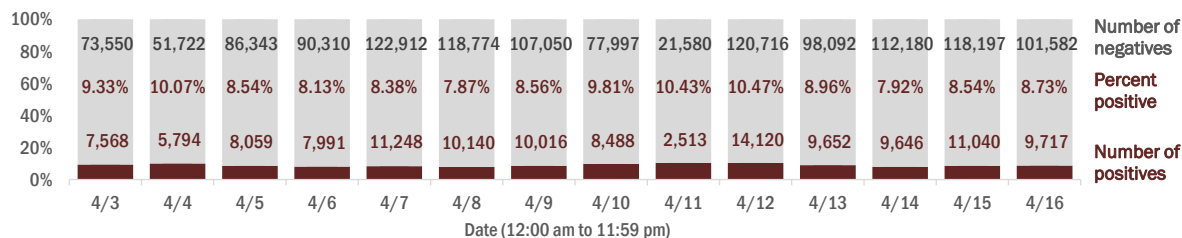
These counts include the number of people for whom the Department received PCR or antigen laboratory results by day. People tested on multiple days will be included for each day a new result was received. A person is only counted once for each day they are tested, regardless of whether multiple specimens are tested or multiple results are received.



Number and percent of Florida residents with positive test results

The percent of positive results ranged from 7.87% to 10.47% over the past 2 weeks and was 8.73% yesterday.

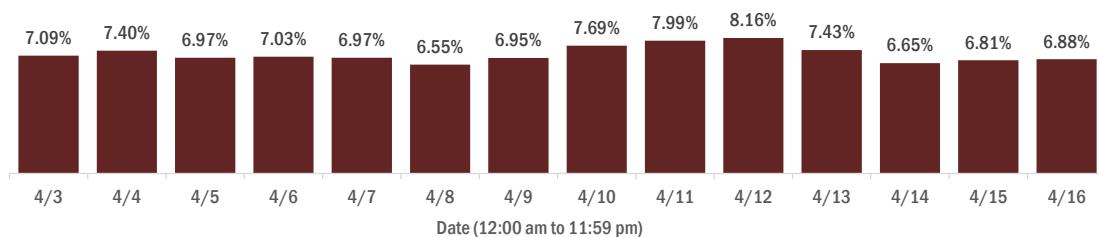
These counts include the number of people for whom the Department received PCR or antigen laboratory results by day. People tested on multiple days will be included for each day a new result was received. A person is only counted once for each day they are tested, regardless of whether multiple specimens are tested or multiple results are received. If a person has a positive specimen and a negative specimen in the same day, only the positive result is counted.



Percent positivity for new cases in Florida residents

The percent of positive results ranged from 6.55% to 8.16% over the past 2 weeks and was 6.88% yesterday.

This percent is the number of people who test PCR- or antigen-positive for the first time divided by all the people tested that day, excluding people who have previously tested positive.



COVID-19: characteristics of 2,121,387 Florida resident cases

Data through Apr 16, 2021 verified as of Apr 17, 2021 at 09:25 AM

Data in this report are provisional and subject to change.

Age group	Cases		Hospitalizations		Deaths	
0-4 years	44,129	2%	596	1%	1	0%
5-14 years	137,557	6%	590	1%	5	0%
15-24 years	330,084	16%	2,210	3%	45	0%
25-34 years	371,374	18%	4,324	5%	193	1%
35-44 years	330,326	16%	6,452	7%	535	2%
45-54 years	322,672	15%	10,008	11%	1,339	4%
55-64 years	277,648	13%	15,088	17%	3,769	11%
65-74 years	169,445	8%	18,351	21%	7,325	21%
75-84 years	93,244	4%	18,305	21%	10,433	30%
85+ years	43,486	2%	12,198	14%	10,759	31%
Unknown	1,422	0%	8	0%	0	0%
Total	2,121,387		88,130		34,404	

Gender	Cases	
Female	1,108,782	52%
Male	994,852	47%
Unknown	17,753	1%
Total	2,121,387	

Ethnicity	Cases		Hospitalizations		Deaths	
Hispanic	686,129	32%	22,457	25%	8,056	23%
Non-Hispanic	1,033,126	49%	61,599	70%	24,133	70%
Unknown	402,132	19%	4,074	5%	2,215	6%
Total	2,121,387		88,130		34,404	

Race and ethnicity	Cases		Hospitalizations		Deaths	
White	1,205,835	57%	57,838	66%	25,252	73%
Hispanic	457,498	22%	16,094	18%	6,463	19%
Non-Hispanic	660,632	31%	40,049	45%	17,667	51%
Unknown	87,705	4%	1,695	2%	1,122	3%
Black	279,117	13%	18,272	21%	5,506	16%
Hispanic	16,616	1%	783	1%	231	1%
Non-Hispanic	240,742	11%	17,119	19%	5,092	15%
Unknown	21,759	1%	370	0%	183	1%
Other race	327,256	15%	9,694	11%	2,689	8%
Hispanic	164,213	8%	5,095	6%	1,193	3%
Non-Hispanic	112,113	5%	4,157	5%	1,268	4%
Unknown	50,930	2%	442	1%	228	1%
Unknown race	309,179	15%	2,326	3%	957	3%
Hispanic	47,802	2%	485	1%	169	0%
Non-Hispanic	19,639	1%	274	0%	106	0%
Unknown	241,738	11%	1,567	2%	682	2%
Total	2,121,387		88,130		34,404	

Hospitalization counts include anyone who was hospitalized at some point during their illness. It does not reflect the number of people currently hospitalized. **Other race** includes any person with a race of American Indian/Alaskan native, Asian, native Hawaiian/Pacific Islander, or other.

COVID-19: deaths in Florida residents and staff of long-term care facilities

Data through Apr 16, 2021 verified as of Apr 17, 2021 at 09:25 AM

Data in this report are provisional and subject to change.

For current cases in residents or staff of long-term care facilities, please visit: <https://floridahealthcovid19.gov/>

County	Deaths		County	Deaths		County	Deaths	
Palm Beach	1063	10%	Okaloosa	164	1%	Madison	20	0%
Dade	1010	9%	Hernando	158	1%	Calhoun	18	0%
Pinellas	892	8%	Osceola	142	1%	Flagler	18	0%
Broward	673	6%	Charlotte	135	1%	Gulf	17	0%
Hillsborough	577	5%	Clay	120	1%	Wakulla	16	0%
Duval	438	4%	Indian River	119	1%	Bradford	15	0%
Polk	429	4%	Leon	100	1%	Washington	13	0%
Brevard	402	4%	Bay	90	1%	Baker	12	0%
Orange	402	4%	Highlands	89	1%	Jefferson	12	0%
Sarasota	399	4%	Jackson	88	1%	Holmes	11	0%
Lee	343	3%	St. Johns	86	1%	Gadsden	10	0%
Marion	330	3%	Santa Rosa	81	1%	Franklin	9	0%
Volusia	292	3%	Alachua	78	1%	Lafayette	8	0%
Escambia	281	3%	Suwannee	61	1%	Levy	7	0%
St. Lucie	245	2%	Columbia	51	0%	Desoto	6	0%
Seminole	231	2%	Sumter	44	0%	Dixie	5	0%
Lake	226	2%	Putnam	39	0%	Monroe	5	0%
Pasco	225	2%	Nassau	34	0%	Taylor	3	0%
Collier	193	2%	Walton	30	0%	Hardee	2	0%
Manatee	193	2%	Hendry	29	0%	Hamilton	1	0%
Citrus	177	2%	Okeechobee	24	0%	Liberty	1	0%
Martin	172	2%	Gilchrist	21	0%	Total	11,185	

Note: cases are summarized by the county of usual residence. Residents and staff may be cases associated with facilities that are not in their county of usual residence, resulting in cases being included below for counties that do not have facilities with known cases.

COVID-19: cases in Florida residents who have died

Data through Apr 16, 2021 verified as of Apr 17, 2021 at 09:25 AM

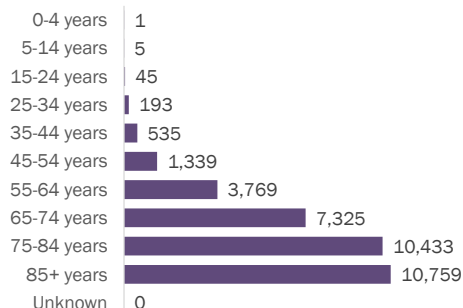
Data in this report are provisional and subject to change.

Demographics for all identified COVID-19 deaths: 34,404

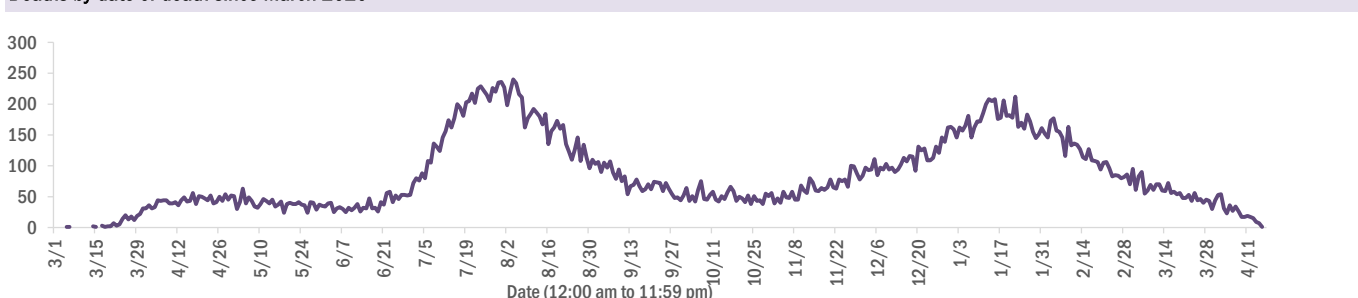
Deaths by date of death for the past 2 weeks



Deaths by age group



Deaths by date of death since March 2020



Age group	Deaths	Cases	Case fatality rate	Mortality rate per 100,000 population
0-4 years	1	44,129	0.0%	0.1
5-14 years	5	137,557	0.0%	0.2
15-24 years	45	330,084	0.0%	1.8
25-34 years	193	371,374	0.1%	6.8
35-44 years	535	330,326	0.2%	20.5
45-54 years	1,339	322,672	0.4%	48.0
55-64 years	3,769	277,648	1.4%	130.3
65-74 years	7,325	169,445	4.3%	301.8
75-84 years	10,433	93,244	11.2%	743.0
85+ years	10,759	43,486	24.7%	1862.9
Unknown	0	1,422	0.0%	
Total	34,404	2,121,387	1.6%	159.3

Race	Deaths	Cases	Case fatality rate	Mortality rate per 100,000 population
White	25,252	1,205,835	2.1%	151.2
Black	5,506	279,117	2.0%	150.5
Other	2,689	327,256	0.8%	216.1
Unknown	957	309,179	0.3%	
Total	34,404	2,121,387	1.6%	159.3

Gender	Deaths	Cases	Case fatality rate	Mortality rate per 100,000 population
Female	15,093	1,108,782	1.4%	136.7
Male	19,311	994,852	1.9%	182.9
Unknown	0	17,753	0.0%	
Total	34,404	2,121,387	1.6%	159.3

Ethnicity	Deaths	Cases	Case fatality rate	Mortality rate per 100,000 population
Hispanic	8,056	686,129	1.2%	141.9
Non-Hispanic	24,133	1,033,126	2.3%	151.6
Unknown	2,215	402,132	0.6%	
Total	34,404	2,121,387	1.6%	159.3

COVID-19: characteristics of 2,121,387 cases

Data through Apr 16, 2021 verified as of Apr 17, 2021 at 09:25 AM

Data in this report are provisional and subject to change.

Tables below include cases in Florida residents and non-Florida residents.

All 67 Florida counties have cases:

County	FL resident cases		Non-FL resident cases	Total cases	FL resident deaths	FL death rate
Dade	462,873	<div><div></div></div> 22%	6,035	468,908	6,043	1.3%
Broward	225,003	<div><div></div></div> 11%	2,735	227,738	2,769	1.2%
Palm Beach	135,979	<div><div></div></div> 6%	2,497	138,476	2,717	2.0%
Orange	129,305	<div><div></div></div> 6%	2,007	131,312	1,224	0.9%
Hillsborough	128,430	<div><div></div></div> 6%	1,119	129,549	1,659	1.3%
Duval	93,582	<div><div></div></div> 4%	1,561	95,143	1,349	1.4%
Pinellas	74,548	<div><div></div></div> 4%	1,877	76,425	1,578	2.1%
Lee	64,056	<div><div></div></div> 3%	2,245	66,301	943	1.5%
Polk	64,241	<div><div></div></div> 3%	465	64,706	1,283	2.0%
Osceola	41,403	<div><div></div></div> 2%	742	42,145	492	1.2%
Volusia	40,341	<div><div></div></div> 2%	739	41,080	761	1.9%
Brevard	38,579	<div><div></div></div> 2%	692	39,271	841	2.2%
Pasco	38,546	<div><div></div></div> 2%	337	38,883	719	1.9%
Manatee	35,920	<div><div></div></div> 2%	848	36,768	650	1.8%
Escambia	31,758	<div><div></div></div> 1%	3,661	35,419	675	2.1%
Collier	32,922	<div><div></div></div> 2%	1,301	34,223	514	1.6%
Seminole	31,889	<div><div></div></div> 2%	242	32,131	478	1.5%
Sarasota	29,706	<div><div></div></div> 1%	1,530	31,236	805	2.7%
Leon	30,013	<div><div></div></div> 1%	906	30,919	309	1.0%
Marion	29,803	<div><div></div></div> 1%	153	29,956	943	3.2%
Lake	27,719	<div><div></div></div> 1%	494	28,213	620	2.2%
St. Lucie	24,948	<div><div></div></div> 1%	183	25,131	611	2.4%
Alachua	23,816	<div><div></div></div> 1%	294	24,110	264	1.1%
St. Johns	21,589	<div><div></div></div> 1%	304	21,893	206	1.0%
Okaloosa	19,891	<div><div></div></div> 1%	223	20,114	358	1.8%
Bay	18,971	<div><div></div></div> 1%	773	19,744	379	2.0%
Santa Rosa	17,725	<div><div></div></div> 1%	242	17,967	282	1.6%
Clay	17,858	<div><div></div></div> 1%	49	17,907	331	1.9%
Hernando	13,040	<div><div></div></div> 1%	97	13,137	448	3.4%
Charlotte	12,089	<div><div></div></div> 1%	208	12,297	404	3.3%
Indian River	12,056	<div><div></div></div> 1%	108	12,164	289	2.4%
Martin	11,665	<div><div></div></div> 1%	228	11,893	314	2.7%
Citrus	10,586	<div><div></div></div> 0%	95	10,681	432	4.1%
Sumter	8,979	<div><div></div></div> 0%	105	9,084	269	3.0%
Nassau	7,676	<div><div></div></div> 0%	438	8,114	124	1.6%

County	FL resident cases		Non-FL resident cases	Total cases	FL resident deaths	FL death rate
Highlands	8,007	<div><div></div></div> 0%	91	8,098	335	4.2%
Columbia	7,955	<div><div></div></div> 0%	42	7,997	165	2.1%
Walton	6,757	<div><div></div></div> 0%	845	7,602	86	1.3%
Flagler	6,910	<div><div></div></div> 0%	97	7,007	106	1.5%
Monroe	6,345	<div><div></div></div> 0%	386	6,731	50	0.8%
Putnam	6,234	<div><div></div></div> 0%	21	6,255	138	2.2%
Jackson	6,047	<div><div></div></div> 0%	66	6,113	156	2.6%
Gadsden	5,566	<div><div></div></div> 0%	17	5,583	93	1.7%
Suwannee	5,254	<div><div></div></div> 0%	33	5,287	138	2.6%
Hendry	4,565	<div><div></div></div> 0%	17	4,582	79	1.7%
Desoto	4,190	<div><div></div></div> 0%	26	4,216	89	2.1%
Okeechobee	3,839	<div><div></div></div> 0%	53	3,892	87	2.3%
Unknown	305	<div><div></div></div> 0%	3,186	3,491	0	0.0%
Baker	3,401	<div><div></div></div> 0%	18	3,419	60	1.8%
Wakulla	3,324	<div><div></div></div> 0%	13	3,337	54	1.6%
Levy	3,268	<div><div></div></div> 0%	8	3,276	49	1.5%
Hardee	2,992	<div><div></div></div> 0%	15	3,007	42	1.4%
Bradford	2,940	<div><div></div></div> 0%	13	2,953	56	1.9%
Taylor	2,701	<div><div></div></div> 0%	5	2,706	45	1.7%
Washington	2,679	<div><div></div></div> 0%	21	2,700	51	1.9%
Holmes	2,192	<div><div></div></div> 0%	33	2,225	48	2.2%
Madison	2,016	<div><div></div></div> 0%	26	2,042	44	2.2%
Gulf	1,905	<div><div></div></div> 0%	23	1,928	42	2.2%
Union	1,794	<div><div></div></div> 0%	1	1,795	71	4.0%
Calhoun	1,668	<div><div></div></div> 0%	3	1,671	43	2.6%
Hamilton	1,590	<div><div></div></div> 0%	20	1,610	24	1.5%
Lafayette	1,609	<div><div></div></div> 0%	0	1,609	26	1.6%
Dixie	1,573	<div><div></div></div> 0%	3	1,576	23	1.5%
Gilchrist	1,555	<div><div></div></div> 0%	5	1,560	42	2.7%
Jefferson	1,431	<div><div></div></div> 0%	22	1,453	27	1.9%
Franklin	1,274	<div><div></div></div> 0%	33	1,307	17	1.3%
Liberty	1,061	<div><div></div></div> 0%	1	1,062	16	1.5%
Glades	935	<div><div></div></div> 0%	4	939	19	2.0%
Total	2,121,387		40,680	2,162,067	34,404	1.6%

COVID-19: characteristics of 2,121,387 Florida resident cases

Data through Apr 16, 2021 verified as of Apr 17, 2021 at 09:25 AM

Data in this report are provisional and subject to change.

The table below includes the cities and counties of residence for cases in Florida residents based on the patient's ZIP Code. Note that city is not always received as part of the initial notification and may be missing while the case is being investigated.

City and county	Cases
Miami, Dade	268,427
Orlando, Orange	95,698
Jacksonville, Duval	87,974
Tampa, Hillsborough	74,748
Hialeah, Dade	64,813
Fort Lauderdale, Broward	47,801
Hollywood, Broward	42,688
West Palm Beach, Palm Beach	33,069
Kissimmee, Osceola	31,868
Tallahassee, Leon	28,984
Homestead, Dade	28,337
Naples, Collier	27,819
Saint Petersburg, Pinellas	27,265
Pensacola, Escambia	26,454
Fort Myers, Lee	24,821
Bradenton, Manatee	23,401
Boca Raton, Palm Beach	23,334
Lakeland, Polk	22,232
Ocala, Marion	21,897
Pompano Beach, Broward	21,301
Gainesville, Alachua	18,958
Sarasota, Sarasota	18,415
Port Saint Lucie, St. Lucie	16,605
Lake Worth, Palm Beach	16,371
Cape Coral, Lee	16,346
Miami Beach, Dade	15,240
Miramar, Broward	14,637
Clearwater, Pinellas	14,614
Coral Springs, Broward	13,272
Boynton Beach, Palm Beach	13,190
Doral, Dade	13,092
Miami Gardens, Dade	12,401
Panama City, Bay	12,043
Saint Augustine, St. Johns	11,583
Melbourne, Brevard	11,058
Winter Haven, Polk	10,787
Lehigh Acres, Lee	10,415
Delray Beach, Palm Beach	10,175
Davie, Broward	10,024
Riverview, Hillsborough	9,908
Vero Beach, Indian River	9,280
Palm Bay, Brevard	8,997
New Port Richey, Pasco	8,922
Sunrise, Broward	8,830
Milton, Santa Rosa	8,566
Saint Cloud, Osceola	8,262
Fort Pierce, St. Lucie	8,173
Coral Gables, Dade	8,139
Largo, Pinellas	8,129
Daytona Beach, Volusia	8,101
Apopka, Orange	7,968
Plantation, Broward	7,920
Spring Hill, Hernando	7,797
North Miami Beach, Dade	7,685
Davenport, Polk	7,555
Clermont, Lake	7,501
Brandon, Hillsborough	7,426
Orange Park, Clay	7,258

COVID-19: characteristics of 2,121,387 Florida resident cases

Data through Apr 16, 2021 verified as of Apr 17, 2021 at 09:25 AM

Data in this report are provisional and subject to change.

The table below includes the cities and counties of residence for cases in Florida residents based on the patient's ZIP Code. Note that city is not always received as part of the initial notification and may be missing while the case is being investigated.

City and county	Cases
Lake City, Columbia	7,235
Sanford, Seminole	7,173
Weston, Broward	7,074
Deltona, Volusia	7,031
Jupiter, Palm Beach	7,012
Plant City, Hillsborough	6,863
Deerfield Beach, Broward	6,578
Winter Garden, Orange	6,356
Tamarac, Broward	6,030
Port Charlotte, Charlotte	5,902
Palm Coast, Flagler	5,817
Wesley Chapel, Pasco	5,695
Coconut Creek, Broward	5,681
Margate, Broward	5,527
Stuart, Martin	5,515
Fort Walton Beach, Okaloosa	5,498
Palm Beach Gardens, Palm Beach	5,442
Land O Lakes, Pasco	5,384
Deland, Volusia	5,308
Winter Park, Orange	5,296
Crestview, Okaloosa	5,293
Palm Harbor, Pinellas	5,230
Oviedo, Seminole	5,216
Wellington, Palm Beach	5,208
Palmetto, Manatee	5,133
Altamonte Springs, Seminole	4,843
Lutz, Hillsborough	4,818
Port Orange, Volusia	4,772
Opa Locka, Dade	4,668
Miami Lakes, Dade	4,633
Valrico, Hillsborough	4,578
Haines City, Polk	4,535
Brooksville, Hernando	4,498
North Port, Sarasota	4,484
Middleburg, Clay	4,433
Hallandale, Broward	4,423
Venice, Sarasota	4,418
Pembroke Pines, Broward	4,392
Punta Gorda, Charlotte	4,351
Sebring, Highlands	4,330
Leesburg, Lake	4,264
Ocoee, Orange	4,237
The Villages, Sumter	4,203
Arcadia, Desoto	4,079
Seminole, Pinellas	4,077
Live Oak, Suwannee	4,072
Ormond Beach, Volusia	4,068
Saint Johns, St. Johns	4,066
Zephyrhills, Pasco	4,062
Bonita Springs, Lee	3,999
Pinellas Park, Pinellas	3,872
Okeechobee, Okeechobee	3,825
Longwood, Seminole	3,735
Windermere, Orange	3,711
North Lauderdale, Broward	3,710
Navarre, Santa Rosa	3,708
North Miami, Dade	3,681
Ruskin, Hillsborough	3,647
Immokalee, Collier	3,639

COVID-19: characteristics of 2,121,387 Florida resident cases

Data through Apr 16, 2021 verified as of Apr 17, 2021 at 09:25 AM

Data in this report are provisional and subject to change.

The table below includes the cities and counties of residence for cases in Florida residents based on the patient's ZIP Code. Note that city is not always received as part of the initial notification and may be missing while the case is being investigated.

City and county	Cases
Cocoa, Brevard	3,574
Gulf Breeze, Santa Rosa	3,322
Niceville, Okaloosa	3,311
Casselberry, Seminole	3,286
Lake Worth Beach, Palm Beach	3,193
Cantonment, Escambia	3,183
Titusville, Brevard	3,164
Port Richey, Pasco	3,162
Hudson, Pasco	3,154
Key West, Monroe	3,143
Panama City Beach, Bay	3,113
Jacksonville Beach, Duval	3,071
Dade City, Pasco	3,058
North Fort Myers, Lee	3,021
Oakland Park, Broward	3,004
Winter Springs, Seminole	2,994
Crawfordville, Wakulla	2,985
Bartow, Polk	2,975
Aventura, Dade	2,964
Quincy, Gadsden	2,961
Lake Mary, Seminole	2,937
New Smyrna Beach, Volusia	2,919
Palatka, Putnam	2,882
Kissimmee, Polk	2,855
Auburndale, Polk	2,830
Green Cove Springs, Clay	2,782
Fernandina Beach, Nassau	2,772
Lake Wales, Polk	2,770
Merritt Island, Brevard	2,757
Cutler Ridge, Dade	2,756
Tarpon Springs, Pinellas	2,705
Ponte Vedra Beach, St. Johns	2,695
Parkland, Broward	2,644
Perry, Taylor	2,532
Inverness, Citrus	2,530
Belle Glade, Palm Beach	2,507
Lynn Haven, Bay	2,502
Wimauma, Hillsborough	2,466
Cooper City, Broward	2,464
Eustis, Lake	2,464
Loxahatchee, Palm Beach	2,463
Marianna, Jackson	2,413
Holiday, Pasco	2,408
Royal Palm Beach, Palm Beach	2,406
Dunedin, Pinellas	2,397
Esterro, Lee	2,395
Santa Rosa Beach, Walton	2,376
Clewiston, Hendry	2,375
Fleming Island, Clay	2,348
Key Biscayne, Dade	2,295
Sarasota, Manatee	2,282
Parrish, Manatee	2,229
Rockledge, Brevard	2,185
Odessa, Hillsborough	2,179
Riviera Beach, Palm Beach	2,139
Defuniak Springs, Walton	2,129
Palm City, Martin	2,097
Mount Dora, Lake	2,083
Chipley, Washington	2,080

COVID-19: characteristics of 2,121,387 Florida resident cases

Data through Apr 16, 2021 verified as of Apr 17, 2021 at 09:25 AM

Data in this report are provisional and subject to change.

The table below includes the cities and counties of residence for cases in Florida residents based on the patient's ZIP Code. Note that city is not always received as part of the initial notification and may be missing while the case is being investigated.

City and county	Cases
Seffner, Hillsborough	2,055
Destin, Okaloosa	2,050
Mulberry, Polk	2,047
Labelle, Hendry	2,042
Avon Park, Highlands	2,025
Starke, Bradford	1,991
Tavares, Lake	1,968
Groveland, Lake	1,917
Lithia, Hillsborough	1,894
Pinecrest, Dade	1,882
Summerfield, Marion	1,876
Orange City, Volusia	1,848
Maitland, Orange	1,846
Yulee, Nassau	1,823
Wauchula, Hardee	1,773
Palmetto Bay, Dade	1,732
Sebastian, Indian River	1,729
Macclenny, Baker	1,665
Dania, Broward	1,660
Lady Lake, Lake	1,654
Callahan, Nassau	1,638
Homosassa, Citrus	1,635
Ponte Vedra, St. Johns	1,614
Carol City, Dade	1,602
Crystal River, Citrus	1,584
Mayo, Lafayette	1,579
Coconut Grove, Dade	1,567
Bonifay, Holmes	1,566
Edgewater, Volusia	1,560
Missing, Dade	1,558
Oldsmar, Pinellas	1,531
Gibsonton, Hillsborough	1,520
Lake Placid, Highlands	1,513
Hobe Sound, Martin	1,490
Crossings, Dade	1,490
Apollo Beach, Hillsborough	1,474
Dover, Hillsborough	1,470
Florida City, Dade	1,461
Pace, Santa Rosa	1,453
Debary, Volusia	1,427
Sun City Center, Hillsborough	1,417
Palm Springs, Palm Beach	1,413
Lake Butler, Union	1,390
Atlantic Beach, Duval	1,383
Dunnellon, Marion	1,383
Madison, Madison	1,338
Biscayne Park, Dade	1,323
Bellevue, Marion	1,323
Monticello, Jefferson	1,311
North Palm Beach, Palm Beach	1,300
Alachua, Alachua	1,290
Lantana, Palm Beach	1,285
Indiantown, Martin	1,260
Graceville, Jackson	1,239
South Miami, Dade	1,224
Safety Harbor, Pinellas	1,221
Williston, Levy	1,191
Ellenton, Manatee	1,176
Century, Escambia	1,173

COVID-19: characteristics of 2,121,387 Florida resident cases

Data through Apr 16, 2021 verified as of Apr 17, 2021 at 09:25 AM

Data in this report are provisional and subject to change.

The table below includes the cities and counties of residence for cases in Florida residents based on the patient's ZIP Code. Note that city is not always received as part of the initial notification and may be missing while the case is being investigated.

City and county	Cases
Jensen Beach, Martin	1,169
Lecanto, Citrus	1,166
Newberry, Alachua	1,161
Satellite Beach, Brevard	1,145
Lauderhill, Broward	1,143
Beverly Hills, Citrus	1,116
Havana, Gadsden	1,109
El Portal, Dade	1,106
Englewood, Charlotte	1,093
Hilliard, Nassau	1,088
Freeport, Walton	1,078
Trenton, Gilchrist	1,068
Wilton Manors, Broward	1,058
Wildwood, Sumter	1,053
Blountstown, Calhoun	1,043
Nokomis, Sarasota	1,036
Jasper, Hamilton	1,031
Key Largo, Monroe	1,017
Bushnell, Sumter	993
Frostproof, Polk	985
Keystone Heights, Clay	983
Hernando, Citrus	981
Wewahatchka, Gulf	975
Lauderdale Lakes, Broward	963
Medley, Dade	958
Sanderson, Baker	954
Polk City, Polk	948
Mary Esther, Okaloosa	943
Fellsmere, Indian River	934
Dunnellon, Citrus	933
Fisher Island, Dade	916
Everglades National Park, Dade	909
Shalimar, Okaloosa	908
Port Saint Joe, Gulf	899
Moore Haven, Glades	874
Marco Island, Collier	866
Cocoa Beach, Brevard	854
Coleman, Sumter	851
Minneola, Lake	848
Chiefland, Levy	840
Pahokee, Palm Beach	832
South Bay, Palm Beach	826
High Springs, Alachua	825
Spring Hill, Pasco	822
Trinity, Pasco	820
Bristol, Liberty	820
Cross City, Dixie	818
Fort Meade, Polk	811
Sorrento, Lake	809
Fruitland Park, Lake	803
Thonotosassa, Hillsborough	799
Englewood, Sarasota	793
Indialantic, Brevard	787
Glen Saint Mary, Baker	776
Marathon, Monroe	766
Southwest Ranches, Broward	754
Crescent City, Putnam	746
Umatilla, Lake	734
Miramar Beach, Walton	734

COVID-19: characteristics of 2,121,387 Florida resident cases

Data through Apr 16, 2021 verified as of Apr 17, 2021 at 09:25 AM

Data in this report are provisional and subject to change.

The table below includes the cities and counties of residence for cases in Florida residents based on the patient's ZIP Code. Note that city is not always received as part of the initial notification and may be missing while the case is being investigated.

City and county	Cases
Interlachen, Putnam	727
Chattahoochee, Gadsden	727
Fort Myers Beach, Lee	708
Olympia Heights, Dade	704
Uleta, Dade	701
West Melbourne, Brevard	701
Lake Alfred, Polk	700
Old Town, Dixie	696
Jacksonville, St. Johns	682
Bowling Green, Hardee	681
Coral, Dade	678
Weeki Wachee, Hernando	673
Lawtey, Bradford	672
Fort White, Columbia	656
Neptune Beach, Duval	655
South Daytona, Volusia	654
Silver Springs, Marion	651
Palm Beach, Palm Beach	626
Surfside, Dade	617
Belle Isle, Orange	615
Baker, Okaloosa	609
Bronson, Levy	603
Gulfport, Pinellas	599
Clearwater Beach, Pinellas	595
Bunnell, Flagler	588
Sneads, Jackson	556
Mascotte, Lake	553
Rotunda West, Charlotte	553
Jay, Santa Rosa	548
Hawthorne, Alachua	526
Carrabelle, Franklin	525
Myakka City, Manatee	521
Oxford, Sumter	518
Mims, Brevard	516
Oakland, Orange	514
Cape Canaveral, Brevard	510
Tavernier, Monroe	506
Sweetwater, Dade	497
Cottondale, Jackson	495
Melbourne Beach, Brevard	495
Citra, Marion	493
Dundee, Polk	489
Molino, Escambia	488
Ocklawaha, Marion	488
Indian Harbour Beach, Brevard	487
Alva, Lee	485
Florida State University, Leon	481
Zolfo Springs, Hardee	481
Bal Harbour, Dade	478
Midway, Gadsden	476
Flagler Beach, Flagler	474
Celebration, Osceola	472
Youngstown, Bay	468
East Palatka, Putnam	467
Missing, Volusia	458
Bell, Gilchrist	446
Webster, Sumter	446
Altha, Calhoun	443
Branford, Suwannee	435

COVID-19: characteristics of 2,121,387 Florida resident cases

Data through Apr 16, 2021 verified as of Apr 17, 2021 at 09:25 AM

Data in this report are provisional and subject to change.

The table below includes the cities and counties of residence for cases in Florida residents based on the patient's ZIP Code. Note that city is not always received as part of the initial notification and may be missing while the case is being investigated.

City and county	Cases
Apalachicola, Franklin	423
De Leon Springs, Volusia	412
Haverhill, Palm Beach	411
Archer, Alachua	405
West Miami, Dade	401
Missing, Orange	399
Eagle Lake, Polk	398
Centerville, Leon	395
Osprey, Sarasota	394
Floral City, Citrus	393
Tequesta, Palm Beach	386
Chuluota, Seminole	380
Hastings, St. Johns	378
Holly Hill, Volusia	375
Raiford, Union	371
Grand Ridge, Jackson	367
Ave Maria, Collier	366
Lake Park, Palm Beach	365
Grand Island, Lake	358
Pierson, Volusia	357
Montverde, Lake	341
Indian Rocks Beach, Pinellas	336
Greenville, Madison	332
Gotha, Orange	330
Malabar, Brevard	328
Vernon, Washington	328
Satsuma, Putnam	326
Alafaya, Orange	323
Kenneth City, Pinellas	319
Malone, Jackson	318
Jennings, Hamilton	316
Sebastian, Brevard	314
Elkton, St. Johns	312
Bryceville, Nassau	310
Eastpoint, Franklin	307
Lake Panasoffkee, Sumter	307
Fort McCoy, Marion	306
Laurel Hill, Okaloosa	304
Reddick, Marion	303
Hallandale Beach, Broward	302
Melrose, Putnam	301
Westville, Holmes	296
Belleair, Pinellas	295
Valparaiso, Okaloosa	293
Winter Park, Seminole	292
Lehigh, Lee	291
Geneva, Seminole	289
San Antonio, Pasco	288
Anthony, Marion	288
O'Brien, Suwannee	285
Greenacres, Palm Beach	284
Greenwood, Jackson	281
Morrison, Levy	279
Ponce De Leon, Holmes	273
South Pasadena, Pinellas	262
Fern Park, Seminole	257
Inlet Beach, Walton	254
Kindred, Osceola	253
Eglin Air Force Base, Okaloosa	251

COVID-19: characteristics of 2,121,387 Florida resident cases

Data through Apr 16, 2021 verified as of Apr 17, 2021 at 09:25 AM

Data in this report are provisional and subject to change.

The table below includes the cities and counties of residence for cases in Florida residents based on the patient's ZIP Code. Note that city is not always received as part of the initial notification and may be missing while the case is being investigated.

City and county	Cases
Sanibel, Lee	248
Weirsdale, Marion	242
Fountain, Bay	242
White Springs, Hamilton	241
Edgewood, Orange	239
University Of Central Fl, Orange	238
Longboat Key, Manatee	238
Lee, Madison	237
Islamorada, Monroe	236
Southport, Bay	234
Saint James City, Lee	230
Hosford, Liberty	226
Gretna, Gadsden	224
Poinciana, Polk	223
Astatula, Lake	221
Wellborn, Suwannee	219
Madeira Beach, Pinellas	218
Lakewood Ranch, Manatee	217
Holt, Okaloosa	216
Juno Beach, Palm Beach	213
Mcdavid, Escambia	211
Howey-In-The-Hills, Lake	208
Cutler Bay, Dade	206
Holmes Beach, Manatee	205
Bay Harbor Islands, Dade	203
Babson Park, Polk	203
Micanopy, Alachua	201
Lake Helen, Volusia	199
Atlantis, Palm Beach	198
Altoona, Lake	198
Lauderdale By The Sea, Broward	195
Zellwood, Orange	192
Sopchoppy, Wakulla	191
Mcalpin, Suwannee	191
Center Hill, Sumter	190
Azalea Park, Orange	190
Alford, Jackson	188
The Villages, Marion	183
Osteen, Volusia	182
The Villages, Lake	182
Odessa, Pasco	180
Viera, Brevard	176
Mangonia Park, Palm Beach	170
Summerland Key, Monroe	169
Hypoluxo, Palm Beach	168
Golden Beach, Dade	168
University Of Miami, Dade	166
Bokeelia, Lee	165
Oak Hill, Volusia	163
Ponce Inlet, Volusia	162
Pomona Park, Putnam	161
Caryville, Washington	161
Grant-Valkaria, Brevard	158
Paisley, Lake	157
Missing, Lee	157
Lutz, Pasco	157
University Of Fl, Alachua	156
Lockhart, Orange	156
Sumterville, Sumter	156

COVID-19: characteristics of 2,121,387 Florida resident cases

Data through Apr 16, 2021 verified as of Apr 17, 2021 at 09:25 AM

Data in this report are provisional and subject to change.

The table below includes the cities and counties of residence for cases in Florida residents based on the patient's ZIP Code. Note that city is not always received as part of the initial notification and may be missing while the case is being investigated.

City and county	Cases
Rocky Point, Hillsborough	155
Bay Lake, Orange	154
Citrus Springs, Citrus	149
Big Pine Key, Monroe	148
Hollister, Putnam	146
Hiawassee, Orange	145
Carrollwood, Hillsborough	144
Lady Lake, Sumter	143
San Mateo, Putnam	143
Clair-Mel City, Hillsborough	139
Christmas, Orange	138
Inglis, Levy	137
Cloud Lake, Palm Beach	133
Lake Hamilton, Polk	132
Apopka, Seminole	130
Baldwin, Duval	129
Clarksville, Calhoun	128
Kendall, Dade	128
Hampton, Bradford	127
West Park, Broward	127
Steinhatchee, Taylor	126
Buena Ventura Lakes, Osceola	125
Missing, St. Johns	124
Matlacha, Lee	123
Placida, Charlotte	122
University Of Central Florida, Orange	121
Missing, Pinellas	118
Belleair Beach, Pinellas	118
Lighthouse Point, Broward	117
Tierra Verde, Pinellas	116
Seville, Volusia	114
Harmony, Osceola	114
Temple Terrace, Hillsborough	113
Missing, Sumter	111
Dania Beach, Broward	111
Callaway, Bay	111
Saint Leo, Pasco	110
Barry University, Dade	109
Cedar Key, Levy	108
City Of Sunrise, Broward	108
Astor, Lake	107
Sunny Isles Beach, Dade	107
Panacea, Wakulla	107
Bradenton Beach, Manatee	106
Hurlburt Field, Okaloosa	105
Dinsmore, Duval	104
Lamont, Jefferson	102
Canal Point, Palm Beach	102
Brooker, Bradford	101
Barefoot Bay, Brevard	99
Fruit Cove, St. Johns	99
Florahome, Putnam	99
South Fort Myers, Lee	98
Tyndall Air Force Base, Bay	98
Princeton, Dade	97
Florida Gulf Coast Univ, Lee	96
Kathleen, Polk	96
Waldo, Alachua	96
Bascom, Jackson	96

COVID-19: characteristics of 2,121,387 Florida resident cases

Data through Apr 16, 2021 verified as of Apr 17, 2021 at 09:25 AM

Data in this report are provisional and subject to change.

The table below includes the cities and counties of residence for cases in Florida residents based on the patient's ZIP Code. Note that city is not always received as part of the initial notification and may be missing while the case is being investigated.

City and county	Cases
University Of South Florida, Hillsborough	95
Lorida, Highlands	91
Crystal Beach, Pinellas	91
Maitland, Seminole	91
Pinetta, Madison	90
Ocean Ridge, Palm Beach	89
Missing, Lake	89
Fort Denaud, Hendry	84
F M, Lee	84
Missing, Marion	84
Missing, St. Lucie	84
Boca Grande, Lee	80
Saint Pete Beach, Pinellas	79
Yalaha, Lake	79
Eatonville, Orange	77
Patrick Air Force Base, Brevard	77
Welaka, Putnam	76
Palma Ceia, Hillsborough	74
Avon Park, Polk	73
North Venice, Sarasota	72
Campbellton, Jackson	72
Cudjoe Key, Monroe	71
Ochopee, Collier	70
Air Mail Facility, Dade	69
Anna Maria, Manatee	67
Greensboro, Gadsden	66
Missing, Duval	66
Reunion, Osceola	64
Missing, Palm Beach	64
Destin, Walton	64
Stock Island, Monroe	64
Missing, Pasco	63
Miami Springs, Dade	62
Felda, Hendry	61
North Redington Beach, Pinellas	61
Northdale, Hillsborough	61
Treasure Island, Pinellas	61
Mexico Beach, Bay	60
Bonita Beach, Lee	59
Georgetown, Putnam	59
Micco, Brevard	58
Orlando, Seminole	58
Okahumpka, Lake	57
Bellview, Escambia	57
Duette, Manatee	57
Lake Suzy, Desoto	55
Miromar Lakes, Lee	54
University Of Tampa, Hillsborough	54
Ona, Hardee	54
Missing, Santa Rosa	54
Singer Island, Palm Beach	53
Walnut Hill, Escambia	53
Enterprise, Volusia	53
Heathrow, Seminole	53
Orlando, Dade	52
Town N Country, Hillsborough	50
Palm Beach Shores, Palm Beach	50
Intercession City, Osceola	49
Green Acres, Palm Beach	49

COVID-19: characteristics of 2,121,387 Florida resident cases

Data through Apr 16, 2021 verified as of Apr 17, 2021 at 09:25 AM

Data in this report are provisional and subject to change.

The table below includes the cities and counties of residence for cases in Florida residents based on the patient's ZIP Code. Note that city is not always received as part of the initial notification and may be missing while the case is being investigated.

City and county	Cases
Salt Springs, Marion	49
Aloma, Orange	49
Terra Ceia, Manatee	49
Highland City, Polk	47
Cinco Bayou, Okaloosa	47
Eaton Park, Polk	46
Naranja, Dade	46
Village Wellington, Palm Beach	45
Orlando, Osceola	45
Ebro, Washington	45
Waverly, Polk	45
Miami, Unknown	45
Sewalls Point, Martin	45
Florida International Univ, Dade	45
Florence Villa, Polk	45
Miami, Broward	44
Kenansville, Osceola	44
Bayonet Point, Pasco	44
Key Colony Beach, Monroe	44
Gulf Breeze, Escambia	43
Stetson University, Volusia	43
Manalapan, Palm Beach	43
Missing, Broward	43
Missing, Hillsborough	43
Lacoochee, Pasco	42
Missing, Seminole	42
Village Of Wellington, Palm Beach	42
Saint Johns, Duval	40
Cortez, Manatee	40
Jupiter, Martin	38
Florida A And M University, Leon	38
Ponte Vedra, Duval	38
Miami Shores, Dade	38
Hialeah Gardens, Dade	38
Lakeshore, Polk	38
Orlando, Broward	38
Pasadena, Pinellas	38
Orlando, Volusia	37
Eloise, Polk	37
Davenport, Osceola	37
Ridge Manor, Pasco	37
North Bay Village, Dade	37
Highland Beach, Palm Beach	36
Tice, Lee	36
Bonaventure, Broward	36
Lulu, Columbia	35
Orlando, Polk	35
Bay Pines, Pinellas	35
Bayshore Gardens, Manatee	34
Lealman, Pinellas	34
Siesta Key, Sarasota	34
Flemington, Marion	34
Hallandale Beach, Broward	34
Pine Hills, Orange	34
Univ Of FI Student Dorms, Alachua	34
Sugarloaf Key, Monroe	34
Poinciana, Osceola	34
Venus, Highlands	33
Dowling Park, Suwannee	33

COVID-19: characteristics of 2,121,387 Florida resident cases

Data through Apr 16, 2021 verified as of Apr 17, 2021 at 09:25 AM

Data in this report are provisional and subject to change.

The table below includes the cities and counties of residence for cases in Florida residents based on the patient's ZIP Code. Note that city is not always received as part of the initial notification and may be missing while the case is being investigated.

City and county	Cases
Palm Shores, Brevard	33
Homeland, Polk	33
City Of Westlake, Palm Beach	33
Westlake, Palm Beach	32
Sydney, Hillsborough	32
Wekiva Springs, Seminole	32
Bagdad, Santa Rosa	32
Kinard, Calhoun	31
Alturas, Polk	31
South Palm Beach, Palm Beach	31
Mcintosh, Marion	30
Nocatee, Desoto	30
Indian Lake Estates, Polk	30
Saint Marks, Wakulla	30
Homosassa Springs, Citrus	29
Westchase, Hillsborough	29
Chokoloskee, Collier	29
Penney Farms, Clay	29
Bonita Springs, Collier	29
Horseshoe Beach, Dixie	28
Little Torch Key, Monroe	28
Bradley, Polk	28
Missing, Manatee	28
Orlando, Hillsborough	28
Pine Castle, Orange	28
New Smyrna, Volusia	27
Pembroke Park, Broward	27
Archer, Levy	27
Pensacola Beach, Santa Rosa	27
Palmdale, Glades	27
Florida State, Leon	27
Caryville, Holmes	27
Long Key, Monroe	26
Tangerine, Orange	26
Fort Lauderdale, Dade	26
Missing, Monroe	25
Balm, Hillsborough	25
Earleton, Alachua	25
Orange Lake, Marion	25
Missing, Indian River	25
South Miami Heights, Dade	25
Sparr, Marion	25
Labelle, Glades	25
Yankeetown, Levy	25
Loughman, Polk	24
Redington Shores, Pinellas	24
Hawthorne, Putnam	24
Missing, Citrus	24
Wabasso, Indian River	24
Boca Raton, Broward	24
Missing, Escambia	24
Goulds, Dade	24
Santa Fe, Alachua	24
Tioga, Alachua	24
Missing, Brevard	23
Bostwick, Putnam	23
Wekiwa Springs, Seminole	23
Paxton, Walton	23
Plymouth, Orange	22

COVID-19: characteristics of 2,121,387 Florida resident cases

Data through Apr 16, 2021 verified as of Apr 17, 2021 at 09:25 AM

Data in this report are provisional and subject to change.

The table below includes the cities and counties of residence for cases in Florida residents based on the patient's ZIP Code. Note that city is not always received as part of the initial notification and may be missing while the case is being investigated.

City and county	Cases
Wausau, Washington	22
Florida Dept Of Corrections, Union	22
Crystal Springs, Pasco	22
Citrus Ridge, Indian River	22
Laud-By-The-Sea, Broward	22
Missing, Okaloosa	22
Kissimmee, Orange	22
La Crosse, Alachua	22
Mango, Hillsborough	22
Florida International University, Dade	22
Union Park, Orange	22
Perdido Key, Escambia	21
Sun City, Hillsborough	21
Branford, Lafayette	21
Buckingham, Lee	21
Everglades City, Collier	21
Fort Ogden, Desoto	21
Bonifay, Washington	21
Champions Gate, Polk	21
Candler, Marion	20
Ramrod Key, Monroe	20
Trenton, Levy	20
Indian River Shores, Indian River	20
Mexico Beach, Gulf	20
Babcock Ranch, Lee	19
Goodland, Collier	19
High Springs, Gilchrist	19
Maxville, Duval	19
Nalcrest, Polk	19
Lowell, Marion	19
Jensen Beach, St. Lucie	19
Brooksville, Pasco	19
Lake Buena Vista, Orange	19
Hollywood, Dade	19
Parker, Bay	19
Forest City, Orange	19
Wildlight, Nassau	19
Orlando, Palm Beach	19
Johns Pass Village, Pinellas	18
Belleair Bluffs, Pinellas	18
Lake Como, Putnam	18
Missing, Collier	18
Florida State Univ Admin, Leon	18
Lakewood Ranch, Sarasota	18
Tallevast, Manatee	18
Gulf Stream, Palm Beach	18
Nichols, Polk	18
Missing, Martin	17
Webster, Hernando	17
Shady Hills, Pasco	17
Hutchinson Island, St. Lucie	17
Golden Oak, Orange	17
Graceville, Holmes	17
West Panama City Beach, Bay	17
Daytona Beach Shores, Volusia	17
Trilby, Pasco	17
Wewahitchka, Calhoun	16
Otter Creek, Levy	16
Woodville, Leon	16

COVID-19: characteristics of 2,121,387 Florida resident cases

Data through Apr 16, 2021 verified as of Apr 17, 2021 at 09:25 AM

Data in this report are provisional and subject to change.

The table below includes the cities and counties of residence for cases in Florida residents based on the patient's ZIP Code. Note that city is not always received as part of the initial notification and may be missing while the case is being investigated.

City and county	Cases
Lake City, Suwannee	16
Hernando Beach, Hernando	16
Gulf Hammock, Levy	16
Mount Dora, Orange	16
Graham, Bradford	16
Suwannee, Dixie	16
Hillsboro Beach, Broward	15
Braden River, Manatee	15
Missing, Bay	15
White Springs, Columbia	15
Orlando, Pinellas	15
Winter Garden, Lake	15
Orlando, Lake	15
Saint Lucie West, St. Lucie	15
Eau Gallie, Brevard	15
Lake Monroe, Seminole	14
Watersound, Walton	14
Murdock, Charlotte	14
Copeland, Collier	14
Indian Creek Village, Dade	14
Village Of Palmetto Bay, Dade	14
Wahneta, Polk	14
Laurel Hill, Walton	14
Roseland, Indian River	13
Virginia Gardens, Dade	13
Mount Plymouth, Lake	13
Gonzalez, Escambia	13
Kingsley Lake, Bradford	13
Steinhatchee, Dixie	13
Los Angeles, Dade	13
Long Boat Key, Manatee	13
Orlando, Brevard	13
Saint George Island, Franklin	13
Deer Island, Lake	13
Fort Charlotte, Charlotte	13
Jacksonville, Unknown	13
Miami Gardens, Broward	13
Choctaw Beach, Okaloosa	13
Hialeah, Unknown	12
East Lake, Marion	12
Alys Beach, Bay	12
Unknown, Dade	12
Pensacola Beach, Escambia	12
Rosemary Beach, Walton	12
Umatilla, Marion	12
Babcock Ranch, Charlotte	12
Missing, Putnam	12
Elfers, Pasco	12
Holder, Citrus	12
Leisure City, Dade	12
Dade City, Hernando	12
Durant, Hillsborough	12
Citrus Hills, Citrus	11
Greenville, Taylor	11
Naples, Lee	11
Cypress, Jackson	11
Deerfield Beach, Palm Beach	11
Captiva, Lee	11
University Park, Manatee	10

COVID-19: characteristics of 2,121,387 Florida resident cases

Data through Apr 16, 2021 verified as of Apr 17, 2021 at 09:25 AM

Data in this report are provisional and subject to change.

The table below includes the cities and counties of residence for cases in Florida residents based on the patient's ZIP Code. Note that city is not always received as part of the initial notification and may be missing while the case is being investigated.

City and county	Cases
Missing, Polk	10
Grandin, Putnam	10
Telogia, Liberty	10
Sea Ranch Lakes, Broward	10
Missing, Taylor	10
Hialeah, Broward	10
Gibsonia, Polk	10
Redington Beach, Pinellas	10
Haines Creek, Lake	10
Forest City, Seminole	10
Missing, Nassau	10
Ozona, Pinellas	10
Fanning Springs, Gilchrist	10
Seacrest, Walton	10
Briny Breezes, Palm Beach	10
Basinger, Okeechobee	10
Orlando, Duval	10
Orlando, Leon	10
Perrine, Dade	10
Saint Augustine, Duval	9
West Delray Beach, Palm Beach	9
Grant Valkaria, Brevard	9
Nobleton, Hernando	9
Passport, Unknown	9
Day, Lafayette	9
Ybor City, Hillsborough	9
Lloyd, Jefferson	9
Lamont, Madison	9
Rubonia, Manatee	9
Innovation, Pasco	9
Barberville, Volusia	9
Cottdale, Washington	9
Missing, Sarasota	9
Goldenrod, Seminole	9
Scottsmoor, Brevard	9
Palma Sola, Manatee	9
Beverly Beach, Flagler	9
Orlando, Unknown	9
Putnam Hall, Putnam	9
Saint Augustine Beach, St. Johns	9
Ferndale, Lake	9
Fairfield, Marion	8
Fort Walton Beach, Unknown	8
Cross Creek, Alachua	8
Indian Shores, Pinellas	8
Seybold, Dade	8
Palm City, St. Lucie	8
White City, Gulf	8
Worthington Springs, Union	8
Pine Ridge, Citrus	8
Jerome, Collier	8
Ponce De Leon, Walton	8
Keystone Heights, Bradford	8
Evinston, Alachua	8
Salem, Taylor	8
Missing, Unknown	8
Orange Springs, Marion	8
Weirsdale, Lake	7
Fernandina, Nassau	7

COVID-19: characteristics of 2,121,387 Florida resident cases

Data through Apr 16, 2021 verified as of Apr 17, 2021 at 09:25 AM

Data in this report are provisional and subject to change.

The table below includes the cities and counties of residence for cases in Florida residents based on the patient's ZIP Code. Note that city is not always received as part of the initial notification and may be missing while the case is being investigated.

City and county	Cases
Missing, Flagler	7
East Rockland Key, Monroe	7
Anastasia Island, St. Johns	7
Port Saint John, Brevard	7
Orange Park, Duval	7
Orlando, Pasco	7
Longboat Key, Sarasota	7
Missing, Clay	7
Switzerland, St. Johns	7
Aripeka, Pasco	7
Maitland, Volusia	7
Orlando, Alachua	7
Quail Heights, Dade	7
River Ranch, Polk	7
Niceville, Walton	7
Okeechobee, Glades	7
Valkaria, Brevard	7
Punta Gorda, Lee	6
Holt, Santa Rosa	6
Deland, Lake	6
Sunny Hills, Washington	6
Shady Grove, Taylor	6
Orlando, Flagler	6
Orlando, Marion	6
Missing, Walton	6
Labelle, Lee	6
Port Salerno, Martin	6
Ridge Manor Estates, Sumter	6
Maitland, Hillsborough	6
Winter Park, Polk	6
Winderemere, Orange	6
Lake Worth, Broward	6
Grove City, Charlotte	6
Eglin, Okaloosa	6
Coco River, Collier	6
Bruce, Holmes	6
Morrison, Marion	6
Duck Key, Monroe	6
Newberry, Gilchrist	6
San Carlos Park, Lee	6
Miccosukee, Leon	6
Glenwood, Volusia	6
Orchid, Indian River	6
Pensacola, Unknown	6
Mayport Naval Station, Duval	6
Lake Butler, Bradford	6
Inglis, Citrus	6
Maitland, Osceola	6
Bradenton, Sarasota	6
Oneco, Manatee	6
Orlando, Manatee	5
Pompano Beach, Palm Beach	5
Ocoee, Lake	5
Okeechobee, Martin	5
Wakulla Springs, Wakulla	5
Island Grove, Alachua	5
Missing, Alachua	5
Alys Beach, Walton	5
Point Washington, Walton	5

COVID-19: characteristics of 2,121,387 Florida resident cases

Data through Apr 16, 2021 verified as of Apr 17, 2021 at 09:25 AM

Data in this report are provisional and subject to change.

The table below includes the cities and counties of residence for cases in Florida residents based on the patient's ZIP Code. Note that city is not always received as part of the initial notification and may be missing while the case is being investigated.

City and county	Cases
University Of Central Fl, Martin	5
Williston, Marion	5
Clarcona, Orange	5
Okeechobee, Osceola	5
Psl, Unknown	5
University Of Central Fl, Hillsborough	5
Cape Haze, Charlotte	5
Bayou George, Bay	5
Boynton Beach, Broward	5
Missing, Osceola	5
Miramar, Dade	5
Miami Gardens, Unknown	5
Kissimmee, Unknown	5
Fort Lauderdale, Palm Beach	5
Jacksonville Naval Air Station, Duval	5
Ebro, Bay	5
Highland Park, Polk	5
Westchester, Dade	5
Mid Florida, Seminole	5
Ocean Breeze, Martin	5
Missing, Columbia	5
Missing, Highlands	5
Missing, Leon	5
Milton, Escambia	5
Missing, Hernando	5
Mayport, Duval	5
Inlet Beach, Bay	5
Pass, Unknown	5
Stuart, St. Lucie	5
Miami, Palm Beach	5
Live Oak, Madison	4
Loxahatchee Groves, Palm Beach	4
Lake Geneva, Clay	4
Fort Lauderdale, Unknown	4
West Bradenton, Manatee	4
Jacksonville, Clay	4
Greenville, Jefferson	4
Clermont, Polk	4
Marina Del Rey, Dade	4
Oklawaha, Marion	4
Lake Harbor, Palm Beach	4
Glen Ridge, Palm Beach	4
Coconut Creek, Palm Beach	4
Orem, Palm Beach	4
Los Angeles, Broward	4
Margate, Unknown	4
Melrose, Bradford	4
Jacksonville, Dade	4
Arcadia, Hillsborough	4
Branford, Gilchrist	4
Clewiston, Palm Beach	4
Conch Key, Monroe	4
Sharpes, Brevard	4
Lazy Lake, Broward	4
Lamont, Taylor	4
Wacissa, Jefferson	4
Sugarloaf, Monroe	4
Sandestin, Walton	4
Seacrest, Bay	4

COVID-19: characteristics of 2,121,387 Florida resident cases

Data through Apr 16, 2021 verified as of Apr 17, 2021 at 09:25 AM

Data in this report are provisional and subject to change.

The table below includes the cities and counties of residence for cases in Florida residents based on the patient's ZIP Code. Note that city is not always received as part of the initial notification and may be missing while the case is being investigated.

City and county	Cases
Pompano Beach, Dade	4
Bella Collina, Lake	4
Bonnie, Dade	4
Delray Beach, Broward	4
El Jobean, Charlotte	4
Miami Beach, Unknown	4
Marathon Shores, Monroe	4
High Springs, Columbia	4
Hinsdale, Manatee	4
Jonesville, Alachua	4
International Service Center, Dade	4
Indian Rock Beach, Pinellas	4
Hollywood, Unknown	4
Cypress Gardens, Polk	4
Bowling Green, Polk	4
N/A, Unknown	4
Plantation Key, Monroe	4
Samoset, Manatee	3
San Fernando, Unknown	3
North Miami Beach, Broward	3
Monticello, Madison	3
Vernon, Bay	3
Crestview, Walton	3
Cross Key, Monroe	3
Fernandina Beach, Duval	3
Cape San Blas, Gulf	3
Apopka, Lake	3
Fpo, Duval	3
Green Cove Springs, Duval	3
Mayport Naval Housing, Duval	3
Julington Creek, St. Johns	3
Jupiter Island, Martin	3
Kathleen, Pasco	3
Marco Island, Lee	3
Miramar, Unknown	3
Naples, Unknown	3
Alford, Washington	3
Pass-A-Grille, Pinellas	3
Orlando, Escambia	3
Ocean Reef Club, Monroe	3
Vero Beach, St. Lucie	3
Winter Park, Volusia	3
Westville, Walton	3
Pembroke Lakes, Broward	3
Orlo Vista, Orange	3
Land O Lakes, Hillsborough	3
Lady Lake, Marion	3
Milligan, Okaloosa	3
Homeless, Hillsborough	3
Jacksonville , Duval	3
Brooklyn, Broward	3
Ft Pierce, St. Lucie	3
Sorrento, Orange	3
Stuart, Palm Beach	3
Pompano Beach, Unknown	3
North Fort Myers, Charlotte	3
Chicago, Lee	3
Coraopolis, Citrus	3
Champions Gate, Osceola	3

COVID-19: characteristics of 2,121,387 Florida resident cases

Data through Apr 16, 2021 verified as of Apr 17, 2021 at 09:25 AM

Data in this report are provisional and subject to change.

The table below includes the cities and counties of residence for cases in Florida residents based on the patient's ZIP Code. Note that city is not always received as part of the initial notification and may be missing while the case is being investigated.

City and county	Cases
Bristol, Calhoun	3
Jacksonville, Alachua	3
Inverness, Polk	3
Pass, Dade	3
Vero Beach, Brevard	3
Pp, Dade	3
Wimauma, Manatee	3
Woodside, Broward	3
Brewton, Escambia	3
Apopka, Broward	3
Lanark Village, Franklin	3
Maitland, Polk	3
Miami Shores, Broward	3
Pineland, Lee	3
Tampa Palms, Hillsborough	3
Tampa, Pinellas	3
Tarpon Springs, Pasco	3
Winter Garden, Seminole	3
Laurel, Sarasota	3
Ludlam, Dade	3
Clermont, Orange	3
West Palm Beach, Broward	3
Wildwood, Marion	3
Village Of Golf, Palm Beach	3
Saint Augusaintine Beach, St. Johns	3
Saint Petersburg, Hillsborough	3
Palm Coast, Volusia	3
Port Saint Lucie, Martin	3
Missing, Jackson	3
Fort Myers, Unknown	3
Bradington, Manatee	3
Blountstown, Liberty	3
Lake City, Duval	3
Immokalee, Lee	3
Hallandale Beach, Unknown	3
Loxahatchee, Broward	3
Lakeland, Hillsborough	3
Lynbrook, Broward	3
Miami, Orange	3
Miami, Hillsborough	2
Lawtey, Union	2
Lutz, Pinellas	2
Los Angeles, Okaloosa	2
Louisville, Manatee	2
Hallandale Beach, Dade	2
Blountstown, Jackson	2
Alligator Point, Franklin	2
Coconut Creek, Unknown	2
Eatonville, Lake	2
Crawfordville, Leon	2
Mount Pleasant, Gadsden	2
Navarre, Okaloosa	2
Opa Locka, Broward	2
None, Dade	2
Port Charlotte, Unknown	2
Phoenix, Lake	2
Seven Springs, Pasco	2
University Of Central Florida, Brevard	2
Upper Key Largo, Monroe	2

COVID-19: characteristics of 2,121,387 Florida resident cases

Data through Apr 16, 2021 verified as of Apr 17, 2021 at 09:25 AM

Data in this report are provisional and subject to change.

The table below includes the cities and counties of residence for cases in Florida residents based on the patient's ZIP Code. Note that city is not always received as part of the initial notification and may be missing while the case is being investigated.

City and county	Cases
West Villages, Sarasota	2
Zellwood, Lake	2
Bronx, Seminole	2
Doctors Inlet, Clay	2
Bonifay, Jackson	2
Bonnie, Duval	2
Bonnie, Sarasota	2
Lecanto, Marion	2
Maitland, Leon	2
Lake Helen, Orange	2
Fort Myers, Collier	2
Fort Pierce, Martin	2
Winter Park, Leon	2
Weston, Dade	2
West Palm Beach, Dade	2
St John, Broward	2
Orlando, Charlotte	2
Palm Springs North, Dade	2
Redland, Dade	2
Melrose, Alachua	2
Olustee, Baker	2
Orlando, Santa Rosa	2
Maitland, Lake	2
Hialeah Lakes, Dade	2
Hialeah, Orange	2
Jan Phyl Village, Polk	2
Moore Haven, Hendry	2
Naples, Broward	2
Cassadaga, Volusia	2
Fort Walton Beach, Walton	2
Duke Field Air Force Station, Okaloosa	2
Dunnellon, Levy	2
Yalhala, Lake	2
University Of Central Florida, Palm Beach	2
University Of Central Florida, Pinellas	2
Pp, Unknown	2
Provo, Broward	2
Portland, Unknown	2
Sumatra, Liberty	2
Pensacola, Santa Rosa	2
University Of Central Florida, Broward	2
Saint Teresa, Wakulla	2
West Point, Lee	2
Orlando, Okaloosa	2
Miamt, Dade	2
Madison, Unknown	2
Maitland, Pasco	2
North Miami, Broward	2
Florida Power & Light Co, Dade	2
Amelia City, Nassau	2
Apopka, Unknown	2
Alligator Point, Wakulla	2
Chipley, Jackson	2
Marina Del Rey, Broward	2
Longview, Dade	2
Melrose, Clay	2
Mesa, Unknown	2
Jacksonville Naval Hospital, Duval	2
Hosford, Calhoun	2

COVID-19: characteristics of 2,121,387 Florida resident cases

Data through Apr 16, 2021 verified as of Apr 17, 2021 at 09:25 AM

Data in this report are provisional and subject to change.

The table below includes the cities and counties of residence for cases in Florida residents based on the patient's ZIP Code. Note that city is not always received as part of the initial notification and may be missing while the case is being investigated.

City and county	Cases
Aventura, Broward	2
000000, Unknown	2
Dfafs, Okaloosa	2
Ormond Beach, Flagler	2
Noma, Holmes	2
Panama City, Unknown	2
Pembroke Pines, Dade	2
Tampa, Hernando	2
Sebring, Desoto	2
Saint Lucie Village, St. Lucie	2
Wauchula, Desoto	2
Vero Beach, Unknown	2
Yeehaw, Okeechobee	2
Fort Lauderdale, Alachua	2
Doral, Unknown	2
Bay Harbor Islands, Unknown	2
Alachua, Duval	2
Cross City, Taylor	2
Carl Fisher, Dade	2
Jupiter, Dade	2
Micanopy, Marion	2
Lakeland, Unknown	2
Port Saint Lucie, Palm Beach	2
Red Bay, Holmes	2
Saint Marys, Nassau	2
Woodstock, Lee	2
West Lafayette, Broward	2
Windermere, Lake	2
Sutton, Pasco	2
Tequesta, Martin	2
Winter Springs, Orange	2
Windermere, Hillsborough	2
Venice, Dade	2
Okeechobee, Highlands	2
Pompano Beach, Osceola	2
Port Charlotte, Lee	2
Port St. Lucie, St. Lucie	2
Sand Lake, Orange	2
University Of Central Fl, Seminole	2
Union, Manatee	2
Swansea, Lee	2
Altamonte Springs, Orange	2
At Large, Broward	2
Boys Ranch, Suwannee	2
Fort Pierce, Brevard	2
Graceville, Unknown	2
Eatonville, Polk	2
New Port Richey, Hillsborough	2
Mims, Volusia	2
Missing, Washington	2
Miami, Martin	2
Jena, Taylor	2
Labelle, Collier	2
Long Beach, Orange	2
Marysville, Dade	2
Lake Clarke Shores, Palm Beach	2
Fl State Univ Student, Leon	2
Callahan, Duval	2
Crescent Beach, Sarasota	2

COVID-19: characteristics of 2,121,387 Florida resident cases

Data through Apr 16, 2021 verified as of Apr 17, 2021 at 09:25 AM

Data in this report are provisional and subject to change.

The table below includes the cities and counties of residence for cases in Florida residents based on the patient's ZIP Code. Note that city is not always received as part of the initial notification and may be missing while the case is being investigated.

City and county	Cases
Cibola, Orange	2
Claysville, Hernando	2
Dade City, Unknown	2
Defuniak Springs, Okaloosa	2
Port Canaveral, Brevard	2
Sarasota, Unknown	2
South Miami, Broward	2
Seguin, Unknown	2
Tampa, Broward	2
Tarpon Springs, Hillsborough	2
Sunrise, Unknown	2
Monument, Broward	2
Oakland Park, Unknown	2
Orlando, St. Lucie	2
Orlando, Walton	1
Oviedo, Lake	1
Orlando, St. Johns	1
Plantation, Leon	1
Pooler, Broward	1
Pensacola, Dade	1
Panama City, Bay	1
Parrish, Sarasota	1
San Marcos, Unknown	1
Rye, Palm Beach	1
Saint Petersburg, Bay	1
Ridgewood, Lee	1
Royal Palm Beach, Palm Beach	1
Roseville, Broward	1
Punta Gorda, Sarasota	1
Putnam, Putnam	1
Ocala, Duval	1
North Port, Unknown	1
Notrealville, Polk	1
Okeechobee, Unknown	1
Orem, Dade	1
Orlando, Citrus	1
Orlando, Collier	1
Orlando, Hernando	1
Morrisville, Palm Beach	1
Mokena, Lee	1
Myrtle Beach, Broward	1
Nashville, Palm Beach	1
North Brunswick, St. Lucie	1
North Grafton, Dade	1
North Lauderdale, Unknown	1
Surprise, Unknown	1
St Cloud, Orange	1
St Helena Is, Dade	1
Syracuse, Unknown	1
Vernon, Walton	1
Waukesha, Volusia	1
Unknown, Manatee	1
Venezuela, Unknown	1
Tinley Park, Manatee	1
Twentynine Palms, Broward	1
Whippany, Volusia	1
Wilmington, Charlotte	1
Windermere, Alachua	1
Winfield, Hillsborough	1

COVID-19: characteristics of 2,121,387 Florida resident cases

Data through Apr 16, 2021 verified as of Apr 17, 2021 at 09:25 AM

Data in this report are provisional and subject to change.

The table below includes the cities and counties of residence for cases in Florida residents based on the patient's ZIP Code. Note that city is not always received as part of the initial notification and may be missing while the case is being investigated.

City and county	Cases
Winter Garden, Unknown	1
Winter Park, Brevard	1
Winter Park, Unknown	1
Xifamk, Dade	1
Defuniak Springs, Unknown	1
Dona Vista, Lake	1
Dalecity, Okaloosa	1
Daytona Beach, Orange	1
Deerfield Beach, Polk	1
Clearwater, Leon	1
Crestview, Broward	1
Crystal River, Marion	1
Fayetteville, Broward	1
Fellsmere, Brevard	1
Florida City, Unknown	1
Fort Lauderdale, Collier	1
Fort Myers, Alachua	1
El Dorado, Palm Beach	1
East Setauket, Palm Beach	1
Canton, Duval	1
Charlotte, Alachua	1
Brunswick, Polk	1
Bryceville, Duval	1
Bradentom, Manatee	1
Bradenton, Lee	1
Boca Raton, Dade	1
Boca Raton, Madison	1
Bogota, Unknown	1
Bal Harbour, Broward	1
Atlanta, Walton	1
Attalla, Broward	1
Auburn, Palm Beach	1
Autaugaville, Broward	1
Apopka, Volusia	1
Alachua, Suwannee	1
Alafaya, Broward	1
Alafaya, Pinellas	1
Fleming Island, Duval	1
Glen Cove, Unknown	1
Glen Saint Mary, Duval	1
Golden Oak, Hillsborough	1
Golf, Palm Beach	1
Great Neck, Dade	1
Gainesville, Levy	1
Immokalee, Walton	1
Irmo, Unknown	1
Greensboro, Leon	1
Lake Forest, Collier	1
Key West, Palm Beach	1
Kilgore, Dade	1
Jacksonville, Baker	1
Jacksonville, Marion	1
Jupiter Inlet, Palm Beach	1
Land O Lakes, Unknown	1
Lawton, Okaloosa	1
Levittown, Palm Beach	1
Lima, Manatee	1
Lima, Volusia	1
Maccleenny, Dixie	1

COVID-19: characteristics of 2,121,387 Florida resident cases

Data through Apr 16, 2021 verified as of Apr 17, 2021 at 09:25 AM

Data in this report are provisional and subject to change.

The table below includes the cities and counties of residence for cases in Florida residents based on the patient's ZIP Code. Note that city is not always received as part of the initial notification and may be missing while the case is being investigated.

City and county	Cases
Madison, Jefferson	1
Maitland, Collier	1
Merrick, Palm Beach	1
Metter, Manatee	1
Miami, Osceola	1
Miamiardens, Unknown	1
Miamksaohes, Dade	1
Litchfield Park, Monroe	1
Littleton, St. Johns	1
Lake In The Hills, Broward	1
Lake Worth, Unknown	1
Lauderhill, Unknown	1
Indianapolis, Lee	1
Jupiter, Pinellas	1
Kansas City, Palm Beach	1
Gwynn Oak, Polk	1
Milford, Bay	1
Milford, Unknown	1
Melbourne, Volusia	1
Mattoon, Lee	1
Marianna, Leon	1
Marianna, Washington	1
Mary Esther, Hillsborough	1
Los Angeles, Orange	1
Maitland, Palm Beach	1
Longwood, Unknown	1
Missing, Franklin	1
Newaygo, Charlotte	1
North Port, Charlotte	1
New Canaan, Dade	1
Na, Dade	1
Eureka, Flagler	1
Evansville, Citrus	1
Crescent City, Marion	1
Crestview, Unknown	1
Denton, Broward	1
Destin, Bay	1
Clearwater, Hillsborough	1
Coal City, Pasco	1
Commerce Township, Manatee	1
Crawfordville, Alachua	1
Fort Lauderdale, Lee	1
Fort Worth, Broward	1
Franklin, Orange	1
Frostproof, Highlands	1
Gainesville, Palm Beach	1
Gainesville, Santa Rosa	1
Brewster, Palm Beach	1
Brownsville, Escambia	1
Bryant, Palm Beach	1
Bonnie, St. Johns	1
Belleair Bluffs, Unknown	1
Celebration, Orange	1
Chicago, Broward	1
Choctaw Beach, Unknown	1
Austin, Dade	1
Apo, Collier	1
Big Torch Key, Monroe	1
Black, Holmes	1

COVID-19: characteristics of 2,121,387 Florida resident cases

Data through Apr 16, 2021 verified as of Apr 17, 2021 at 09:25 AM

Data in this report are provisional and subject to change.

The table below includes the cities and counties of residence for cases in Florida residents based on the patient's ZIP Code. Note that city is not always received as part of the initial notification and may be missing while the case is being investigated.

City and county	Cases
Boca Raton, Lee	1
Bonifay, Unknown	1
8852 Teacher Ln, Pasco	1
Addison, Pasco	1
Apopka, Citrus	1
Apopka, Hillsborough	1
Arabi, Orange	1
Tampa, Duval	1
Surfside Beach, Orange	1
Summerdale, Escambia	1
Sun City Center, Lee	1
Tavares, Unknown	1
Temple, Palm Beach	1
Saint Charles, Orange	1
St Peterburg, Orange	1
Stiamk, Dade	1
Scottsdale, Brevard	1
Scottsdale, Palm Beach	1
Roswell, Bay	1
Ruskin, Dade	1
Ruskin, Manatee	1
Saint Petersburg, Duval	1
Saint Petersburg, Manatee	1
Port Saint Lucie, Marion	1
Port St Luice, Unknown	1
Pembroke Pines, Unknown	1
Pensacola Naval Hospital, Escambia	1
Pittsburgh, Alachua	1
Plymouth, Pasco	1
Okeechobee, Unknown	1
Oviedo, Orange	1
Pace, Escambia	1
Painted Post, Pasco	1
Palatka, Marion	1
Unknown, Duval	1
Upland, Manatee	1
Valrico, Polk	1
West Hollywood, Broward	1
Wakefield, Broward	1
Waverly, Duval	1
Wabasha, Clay	1
Winnetka, Dade	1
Winter Garden, Osceola	1
Winter Haven, Leon	1
Winter Haven, Osceola	1
Winter Park, Duval	1
Winter Park, Palm Beach	1
Winter Springs, Polk	1
Youngstown, Washington	1
Weston, Unknown	1
Wildwood, Lee	1
Willington, Lee	1
West Palm Beach, Unknown	1
Topsham, Manatee	1
Town Of Nocatee, St. Johns	1
Troy, Manatee	1
Unkn, Duval	1
Sweetwater, Manatee	1
Syracuse, Polk	1

COVID-19: characteristics of 2,121,387 Florida resident cases

Data through Apr 16, 2021 verified as of Apr 17, 2021 at 09:25 AM

Data in this report are provisional and subject to change.

The table below includes the cities and counties of residence for cases in Florida residents based on the patient's ZIP Code. Note that city is not always received as part of the initial notification and may be missing while the case is being investigated.

City and county	Cases
Tallahassee, Dade	1
Tamarac, Dade	1
Tavares, Orange	1
Suitland, Volusia	1
Sunbright, Palm Beach	1
Winter Garden, Duval	1
Woodbine, Nassau	1
West Yarmouth, St. Lucie	1
Waipahu, Santa Rosa	1
Ward, Polk	1
Wellborn, Columbia	1
West Apm Beach, Palm Beach	1
Venetian Islands, Dade	1
Yulee, St. Johns	1
Zephyrhills, Hillsborough	1
Saint Joseph, Volusia	1
Russellville, Bay	1
Sagamore Beach, Charlotte	1
Saint Augustine, Broward	1
Saint Cloud, Palm Beach	1
San Antonio, Orange	1
Seminole, Leon	1
Shalimar, Unknown	1
Shirley, Flagler	1
Rileyville, Flagler	1
Prattville, Hillsborough	1
Prestonsburg, Bay	1
Quincy, Jackson	1
Rapid City, Broward	1
Palmetto Bay, Palm Beach	1
Petersburg, Manatee	1
Piasa, Putnam	1
Other, Dade	1
Oldsmar, Hillsborough	1
Olean, Alachua	1
Palm Beach Gardens, Unknown	1
Palmetto, Pasco	1
Parma, Manatee	1
Pass-A-Grille Beach, Pinellas	1
Missing, Okeechobee	1
Monroe Township, Palm Beach	1
Monroe, Lee	1
Moore Haven, Okeechobee	1
Morrisville, Unknown	1
Missing, Levy	1
Myakka City, Sarasota	1
North Palm Beach, Orange	1
Northport, Sarasota	1
Oakland, Lee	1
New Middletown, Hillsborough	1
New Port Richey, Pinellas	1
Newberry, Marion	1
Newtown, Lake	1
Lake Butler, Alachua	1
Kingsland, Nassau	1
Knoxville, Bay	1
Las Vegas, Palm Beach	1
Leesburg, Seminole	1
Lincoln, St. Lucie	1

COVID-19: characteristics of 2,121,387 Florida resident cases

Data through Apr 16, 2021 verified as of Apr 17, 2021 at 09:25 AM

Data in this report are provisional and subject to change.

The table below includes the cities and counties of residence for cases in Florida residents based on the patient's ZIP Code. Note that city is not always received as part of the initial notification and may be missing while the case is being investigated.

City and county	Cases
Little Neck, Lee	1
Mckinney, Broward	1
Miamc, Dade	1
Milford, Lee	1
Ldhl, Broward	1
Longwood, Volusia	1
Matawan, Palm Beach	1
Jupiter, St. Lucie	1
Kenilworth, Leon	1
Key West, Duval	1
Keys West, Unknown	1
Jacksonville, Orange	1
Jefferson, Dade	1
Jonesboro, Leon	1
Intrcsion Cty, Osceola	1
Inverness, Marion	1
Inwood, Broward	1
Irvine, Marion	1
Istachatta, Hernando	1
Homeless, Monroe	1
Homeless, Pinellas	1
Howell, Dade	1
Hudson, Hernando	1
Indian Rocks Beach, Duval	1
Indiantown, Palm Beach	1
Inglewood, Sarasota	1
Hernando, Marion	1
Hialeah, Collier	1
Helen, Bay	1
Hoclywsod, Dade	1
Holiday, Pinellas	1
Carmel, Orange	1
Cedar Springs, Hernando	1
Chicago, Unknown	1
Caracas, Dade	1
Bryceville, Baker	1
Coconut Ck, Unknown	1
Dallas, Hernando	1
Dayton, Lake	1
Daytona Beach, Pinellas	1
Alpharetta, Broward	1
O, Manatee	1
Acworth, Okaloosa	1
Apopka, Clay	1
Asheville, Highlands	1
Astoria, Broward	1
Atmore, Escambia	1
Bartow, Hardee	1
Bel Air, Collier	1
Brooklyn, Dade	1
Brooklyn, Lee	1
Bonnie, Broward	1
Boston, Broward	1
Downingtown, Broward	1
Downingtown, Hillsborough	1
Dpo, Santa Rosa	1
Dunedin, Unknown	1
Dearborn, Broward	1
Deer Park, Dade	1

COVID-19: characteristics of 2,121,387 Florida resident cases

Data through Apr 16, 2021 verified as of Apr 17, 2021 at 09:25 AM

Data in this report are provisional and subject to change.

The table below includes the cities and counties of residence for cases in Florida residents based on the patient's ZIP Code. Note that city is not always received as part of the initial notification and may be missing while the case is being investigated.

City and county	Cases
Deerfield Beach, Unknown	1
Deerfield, Dade	1
Deland, Seminole	1
Erie, Monroe	1
Fisher Island, Unknown	1
East Palatka, Hillsborough	1
Eastpoint, Leon	1
Deltona, Seminole	1
Fort Lauderdale, Leon	1
Fort Myers, Sarasota	1
Fort Pierce, Palm Beach	1
Fort White, Clay	1
Garden City, Alachua	1
Gaylord, Orange	1
Goodrich, Charlotte	1
Gotcha, Orange	1
Greensburg, Palm Beach	1
Hallandale, Unknown	1
Harpers Ferry, Palm Beach	1
Haines City, Osceola	1
White Plains, Broward	1
Whites Creek, Leon	1
Windermere, Volusia	1
Wtixrat, Dade	1
Ventura, Orange	1
Westlake Village, Unknown	1
Watersound, Bay	1
University Of Central Florida, Lee	1
Unk, Duval	1
Trenton, Dixie	1
Unknown, Unknown	1
Saint Augustine, Flagler	1
Powell, Lee	1
Seffenner, Hillsborough	1
Seminole, Lee	1
Saint Petersburg, Charlotte	1
Toms River, Lee	1
Tourist, Dade	1
Sunrtise, Dade	1
Tallahassee, Madison	1
Tallahassee, Pinellas	1
Summerfield, Unknown	1
Stratford, Broward	1
Pembroke Pines, Orange	1
Pensacola, Sumter	1
Perth Amboy, Hillsborough	1
Port Orange, Brevard	1
Puerto Rico, Unknown	1
Punta Gorda, Unknown	1
Randolph, Orange	1
Rivera Beach, Palm Beach	1
Paducah, Manatee	1
Orlando, Jackson	1
Orlando, Lee	1
Newberry, Levy	1
North Laud, Unknown	1
Ocala, Citrus	1
Ocoee, Unknown	1
Odessa, Dade	1

COVID-19: characteristics of 2,121,387 Florida resident cases

Data through Apr 16, 2021 verified as of Apr 17, 2021 at 09:25 AM

Data in this report are provisional and subject to change.

The table below includes the cities and counties of residence for cases in Florida residents based on the patient's ZIP Code. Note that city is not always received as part of the initial notification and may be missing while the case is being investigated.

City and county	Cases
Oldsray, Manatee	1
Crossings, Unknown	1
Davenport, Lake	1
Davie, Unknown	1
Dayton, Orange	1
Dearborn Heights, Hillsborough	1
Edgewood, Broward	1
Elkton, Putnam	1
Chesterfield, Broward	1
Carteret, Polk	1
Cincinnati, Dade	1
Connellsville, Highlands	1
Armstrong, St. Johns	1
Atl, Brevard	1
Alva, Escambia	1
Andalusia, Escambia	1
Arcadia, Highlands	1
Baker, Santa Rosa	1
Belleville, Palm Beach	1
Belmont, Santa Rosa	1
Blountstown, Broward	1
Bronson, Alachua	1
Brooker, Alachua	1
Bradenton, Clay	1
Brandon, Pinellas	1
Bonita, Lee	1
Bocaraten, Palm Beach	1
Hudson, Pinellas	1
Hoosick Falls, Broward	1
Indian Rock Beach, Palm Beach	1
Interlachen, Duval	1
Jacksonville, Nassau	1
Kechi, Orange	1
Fort Myers, Broward	1
Floral, Okaloosa	1
Forestville, Volusia	1
Gainesville, Okaloosa	1
Greenbrier, Bay	1
Groveland, Orange	1
Hialeahgardens, Dade	1
Hiram, Leon	1
Middletown, Osceola	1
Missing, Gilchrist	1
Monroe, Hillsborough	1
Nantucket, Palm Beach	1
New Vernon, Palm Beach	1
Longwood, Broward	1
Lucedale, St. Lucie	1
Kure Beach, Monroe	1
Lakeland, Palm Beach	1
Mayaguez, Dade	1
Macclenny, Duval	1
Mantua, Broward	1
Chipley, Holmes	1
Clarksboro, Lee	1
Colorado Springs, Unknown	1
Conifer, Lee	1
Cutler Bay, Broward	1
El Paso, Unknown	1

COVID-19: characteristics of 2,121,387 Florida resident cases

Data through Apr 16, 2021 verified as of Apr 17, 2021 at 09:25 AM

Data in this report are provisional and subject to change.

The table below includes the cities and counties of residence for cases in Florida residents based on the patient's ZIP Code. Note that city is not always received as part of the initial notification and may be missing while the case is being investigated.

City and county	Cases
Elbow Lake, Palm Beach	1
Dunellen, Dade	1
Daniel Island, Bay	1
Destin, Unknown	1
Diamond, Highlands	1
Doral, Broward	1
Altamonte, Orange	1
Alva, Collier	1
333, Unknown	1
Allentown, Putnam	1
Apple Creek, Citrus	1
Amelia Village, Nassau	1
Barefoot Beach, Lee	1
Battle Creek, Manatee	1
Avon, Manatee	1
Aventura, Osceola	1
Boca Raton,, Palm Beach	1
Bear Grass, Palm Beach	1
Azalea Park, Osceola	1
Bryn Mawr, Palm Beach	1
Burkeville, Brevard	1
Camden Wyoming, Duval	1
Celebration, Palm Beach	1
Chattanooga, Dade	1
Boston, Dade	1
Brewster, Volusia	1
Fort Denaud, Glades	1
Fort Meyers, Lee	1
Fortlauderdale, Unknown	1
Fortwalton Beach, Okaloosa	1
Ft Pierce, Unknown	1
Garland, Orange	1
Fairless Hills, Broward	1
FI State Lot, Leon	1
Eatonville, Seminole	1
Everett, Dade	1
Hickory, Lee	1
Hilliard, Unknown	1
Hallandale Ben, Unknown	1
Havana, Leon	1
Jeffersonville, Broward	1
Knoxville, Escambia	1
Homeless, Dade	1
Homer, Escambia	1
Longwood, Orange	1
Lehigh Cares, Lee	1
Live Oak, Columbia	1
Loganville, Orange	1
Lake Mary, Lake	1
Lansdale, Lake	1
Lapeer, Manatee	1
Lauderdale Hill, Unknown	1
Ocala, Unknown	1
Middleburg, Duval	1
Midland, Osceola	1
Missing, Hamilton	1
Missing, Wakulla	1
Monterey, Broward	1
Mumford, Manatee	1

COVID-19: characteristics of 2,121,387 Florida resident cases

Data through Apr 16, 2021 verified as of Apr 17, 2021 at 09:25 AM

Data in this report are provisional and subject to change.

The table below includes the cities and counties of residence for cases in Florida residents based on the patient's ZIP Code. Note that city is not always received as part of the initial notification and may be missing while the case is being investigated.

City and county	Cases
N/A, Duval	1
Naples, Alachua	1
Miami, Charlotte	1
Miamii, Dade	1
Miami Garden, Unknown	1
Palm City, Unknown	1
Oviedo, Leon	1
Ocean City, Broward	1
Old Town, Gilchrist	1
Opa Locka, Polk	1
Orem, Sarasota	1
Orem, Unknown	1
Ridgewood, Broward	1
Riverview, Manatee	1
Rochester, Broward	1
Roseland, Palm Beach	1
Republic, Monroe	1
Richmond, Palm Beach	1
Pompano Beach, Alachua	1
Porter Ranch, Dade	1
Raiford, Bradford	1
Ponte Vedra Beach, Orange	1
Port Orange , Volusia	1
Port Saint Lucie, Indian River	1
Wilbur By The Sea, Volusia	1
Willowbrook, Lee	1
Wilmington, Pasco	1
Westerville, Hillsborough	1
Wilton Manors, Dade	1
Winston Salem, Unknown	1
Winter Garden, Hillsborough	1
Woodland Hills, Brevard	1
Youngstown, Calhoun	1
Yulee, Duval	1
San Antonio, Dade	1
San Diego, Unknown	1
Sandyport, Dade	1
Sanford, Palm Beach	1
Russellville, Hillsborough	1
Saint Augustine, Okaloosa	1
Steinhatchee, Alachua	1
Tampa, Escambia	1
Tampa, Manatee	1
Tangerine, Lake	1
University Of Central Florida, Hillsborough	1
University Of Central Fl, Pasco	1
Village Of Palm Springs, Palm Beach	1
Virginia Beach, Alachua	1
Webster, Pasco	1
Wekiva Springs, Orange	1
Union City, Bradford	1
Sebastian, Lake	1
Parlin, Broward	1
Ponce, Orange	1
Port Charlotte Fl, Unknown	1
Port Saint Lucie, Duval	1
Plant City, Hendry	1
Plant City, Pinellas	1
Plantation, Unknown	1

COVID-19: characteristics of 2,121,387 Florida resident cases

Data through Apr 16, 2021 verified as of Apr 17, 2021 at 09:25 AM

Data in this report are provisional and subject to change.

The table below includes the cities and counties of residence for cases in Florida residents based on the patient's ZIP Code. Note that city is not always received as part of the initial notification and may be missing while the case is being investigated.

City and county	Cases
Orlando, Highlands	1
Opa Locka, Unknown	1
Orem, Nassau	1
Northville, Broward	1
Ocala, Indian River	1
Ocoee, Broward	1
Olando, Orange	1
Ocoee, Polk	1
Tallahassee, Escambia	1
Tampa, Lee	1
Stockbridge, Leon	1
Sullivans Island, Dade	1
South Otselic, Dade	1
Sevierville, Dade	1
Southampton, Palm Beach	1
Springhill, Unknown	1
Pound Ridge, Leon	1
Richmond Heights, Dade	1
Ridge Manor, Hernando	1
Riverview, Pinellas	1
Rochester, Lee	1
Rosemary Beach, Bay	1
Saint Cloud, Orange	1
Saint Petersburg, Dade	1
San Juan, Osceola	1
San Pedro Sula, Dade	1
Sandy, Duval	1
Tinley Park, Lee	1
University Of Central Fl, Dade	1
Telluride, Lee	1
Windermere, Polk	1
Winter Park, Lake	1
West Lafayette, Desoto	1
West Simsbury, Collier	1
Wayne, Dade	1
Winter, Pinellas	1
Downers Grove, St. Lucie	1
Delrey Beach, Palm Beach	1
Export, Palm Beach	1
Fdsf, Unknown	1
Felda, Palm Beach	1
Flagler Beach, Volusia	1
Flora, Lee	1
Fort Myers, Lake	1
Fresno, Pasco	1
Fruitland Park, Sumter	1
Fwb, Unknown	1
Gainesville, Marion	1
Gastonia, Polk	1
Clearwater, Highlands	1
Clermont, Unknown	1
Columbia, Orange	1
Coral Gables, Unknown	1
Coral Springs, Unknown	1
Crestview, Dade	1
Dade City, Polk	1
Dania, Unknown	1
Darien, Pasco	1
Arcadia, Charlotte	1

COVID-19: characteristics of 2,121,387 Florida resident cases

Data through Apr 16, 2021 verified as of Apr 17, 2021 at 09:25 AM

Data in this report are provisional and subject to change.

The table below includes the cities and counties of residence for cases in Florida residents based on the patient's ZIP Code. Note that city is not always received as part of the initial notification and may be missing while the case is being investigated.

City and county	Cases
Aspen, Palm Beach	1
Atl, Broward	1
Atlanta, Broward	1
Aurburndale, Polk	1
Aventura, Unknown	1
Azalea Park, Sarasota	1
Bartow, Unknown	1
Biscayne Park, Broward	1
Boca Rotan, Unknown	1
Alpharetta, Alachua	1
Apalachicola, Leon	1
Brooksville, Columbia	1
Bryn Mawr, Collier	1
Canfield, Duval	1
Naugatuck, Lee	1
New Vernon, Sarasota	1
New York, Broward	1
Newport Beach, Palm Beach	1
North Adams, Manatee	1
North Little Rock, Palm Beach	1
Myakka, Duval	1
Missing, Baker	1
Milford, Palm Beach	1
Milford, Polk	1
Minneapolis, Broward	1
Melbourne, Dade	1
Melbourne, Orange	1
Miami Beach, Palm Beach	1
Miami Granders, Dade	1
Johns Island, Wakulla	1
Killarney, Orange	1
Knoxville, Duval	1
Havanna, Gadsden	1
Jacksonville, Flagler	1
Jacksonville, Palm Beach	1
Hilliard, Dade	1
Hollywood, Leon	1
Holt, Unknown	1
Homestead, Monroe	1
Humble, Broward	1
Green, Clay	1
Greensburg, Orange	1
Greenville, Monroe	1
Gulf Shores, Escambia	1
Maitland, Unknown	1
Matlacha Island, Lee	1
Los Angeles, Polk	1
Lakeland, Pasco	1
Lakewood, Unknown	1
Lake City, Volusia	1
Opalocka, Dade	1
Orlando, Union	1
Ovido, Seminole	1
Oxford, Palm Beach	1
Oakland, Leon	1
Ocala, Alachua	1
Okeechobee, St. Lucie	1
North Canton, Palm Beach	1
Miamf, Dade	1

COVID-19: characteristics of 2,121,387 Florida resident cases

Data through Apr 16, 2021 verified as of Apr 17, 2021 at 09:25 AM

Data in this report are provisional and subject to change.

The table below includes the cities and counties of residence for cases in Florida residents based on the patient's ZIP Code. Note that city is not always received as part of the initial notification and may be missing while the case is being investigated.

City and county	Cases
Miami G, Dade	1
Miami, Collier	1
Miami, St. Lucie	1
Marshall, Palm Beach	1
New Richmond, Volusia	1
Rio Dell, Volusia	1
Rochelle, Volusia	1
Saint Cloud, Lee	1
Saint Johns, Orange	1
San Antonio, Sarasota	1
San Antonio, Unknown	1
Sanford, Volusia	1
Shannon, Collier	1
Soddy Daisy, Broward	1
Soldotna, Broward	1
South Burlington, Orange	1
Sarasota, Hillsborough	1
Panama City, Walton	1
Palm Coast, Duval	1
Perry, Leon	1
Perth Amboy, Monroe	1
Port Saint Lucie, Orange	1
Princeton, Alachua	1
Provincetown, Collier	1
Steinhatchee, Madison	1
Spring Park, Alachua	1
Tamarac, Seminole	1
Tampa, Volusia	1
Tangerine, Seminole	1
Tewksbury, Orange	1
Toms River, Dade	1
Wesley Chapel, Alachua	1
Wheaton, Lee	1
Wilmington, Broward	1
Umatilla, Alachua	1
University Of Central Florida, Monroe	1
Virginia Beach, Hernando	1
Waco, Broward	1
Washington, Broward	1
Winter Park, Osceola	1
Wood River, Polk	1
Worcester, Palm Beach	1
Winter Park, Alachua	1
Fort Myers, Dade	1
Grassy Key, Monroe	1
Floral, Escambia	1
Jersey City, Polk	1
Jamaica, Broward	1
Haverford, Hillsborough	1
Herrin, Orange	1
Jacksonville, Manatee	1
Gainesville, Baker	1
Gilmer, Dade	1
Haledon, Dade	1
Jupiter, Unknown	1
Kingsland, Duval	1
Kissimmee, Brevard	1
Lake In The Hills, Columbia	1
Lake Placid, Alachua	1

COVID-19: characteristics of 2,121,387 Florida resident cases

Data through Apr 16, 2021 verified as of Apr 17, 2021 at 09:25 AM

Data in this report are provisional and subject to change.

The table below includes the cities and counties of residence for cases in Florida residents based on the patient's ZIP Code. Note that city is not always received as part of the initial notification and may be missing while the case is being investigated.

City and county	Cases
Lake Worth Beach, Broward	1
Lander, Citrus	1
Las Vegas, Orange	1
Los Angeles, Palm Beach	1
Marianna, Calhoun	1
Lemoyne, Manatee	1
Lawrence Township, Palm Beach	1
Lyndhurst, Broward	1
Magnolia Square, Osceola	1
Maitland, Alachua	1
Bronx, Broward	1
Carol Stream, Orange	1
Castleberry, Escambia	1
Buffalo, Palm Beach	1
Bryant, Alachua	1
Apo, Pasco	1
Apopka, Flagler	1
99, Unknown	1
Alanson, Bay	1
Aollywoss, Dade	1
Boca Raton, Unknown	1
Bohealia, Lee	1
Blowing Rock, Polk	1
Belleair, Hillsborough	1
Dorchester, Orange	1
Estero, Collier	1
Fanning Springs, Levy	1
Felton, Manatee	1
Deland, Polk	1
Cumberland, Palm Beach	1
Dade City, Hillsborough	1
Dallas, Lee	1
De Leon Springs, Putnam	1
Dearborn, Lee	1
Clear Brook, Lee	1
Charlotte, Pasco	1
Crestview, Holmes	1
College Station, Lake	1
Columbus, Brevard	1
Cookeville, Seminole	1
Zolfo Springs, Polk	1
Wells, Polk	1
Winter Garden, Pinellas	1
Yukon, Broward	1
Winter Park, Broward	1
Westbrook, Dade	1
Wichita, Volusia	1
Winder Garden, Orange	1
Windermere, Leon	1
Windermere, Osceola	1
Windermere, Seminole	1
Winter Garden, Broward	1
Washington, Unknown	1
Venice, Unknown	1
Tulsa, Orange	1
Sun City Center, Hardee	1
Tiffin, Highlands	1
Tallahassee, Duval	1
Tallahassee, Unknown	1

COVID-19: characteristics of 2,121,387 Florida resident cases

Data through Apr 16, 2021 verified as of Apr 17, 2021 at 09:25 AM

Data in this report are provisional and subject to change.

The table below includes the cities and counties of residence for cases in Florida residents based on the patient's ZIP Code. Note that city is not always received as part of the initial notification and may be missing while the case is being investigated.

City and county	Cases
Tampa, Palm Beach	1
Tavares, Marion	1
Temple Terrace, Pasco	1
Spring Hill , Hernando	1
Spring Hill, Dade	1
Starke, Clay	1
Stone Mountain, Palm Beach	1
Saint Cloud, Unknown	1
Saint Johns, Unknown	1
Shelton, Manatee	1
Sodus, Charlotte	1
Saint Petersburg, St. Lucie	1
Sandford, Seminole	1
Sarasota, Flagler	1
Saxis, Lee	1
Schenectady, Polk	1
Sebring, Lee	1
Plantation, Orange	1
Pompano Beach, Martin	1
Port Everglades, Broward	1
Potomac, Palm Beach	1
Rye, Duval	1
Rex, Duval	1
Parker, Dade	1
Parker, Leon	1
Peoria, Unknown	1
Palm Coast, Polk	1
Pacifica, Dade	1
Orlando, Columbia	1
Orlando, Indian River	1
Orem, Broward	1
Oviedo, Brevard	1
Orlando, Sarasota	1
Navarre, Dade	1
North Pole, Seminole	1
North Port, Lee	1
Orange City, Seminole	1
Orange Park , Duval	1
Ocoee, Osceola	1
Okeechobee, Broward	1
Old Town, Alachua	1
Omaha, Palm Beach	1
Ona, Manatee	1
Oooooo, Unknown	1
New Orleans, Palm Beach	1
Newark, Broward	1
Newburgh, Bay	1
Cartersville, Unknown	1
Cuttler Bay, Dade	1
Cypress, Leon	1
Deland, St. Lucie	1
Deltona, Orange	1
Davenport, Orange	1
Daytona Beach, Unknown	1
East Hampton, Palm Beach	1
Foley, Escambia	1
Fort Myers-, Lee	1
Fort Pierce, Unknown	1
Gainesville, Duval	1

COVID-19: characteristics of 2,121,387 Florida resident cases

Data through Apr 16, 2021 verified as of Apr 17, 2021 at 09:25 AM

Data in this report are provisional and subject to change.

The table below includes the cities and counties of residence for cases in Florida residents based on the patient's ZIP Code. Note that city is not always received as part of the initial notification and may be missing while the case is being investigated.

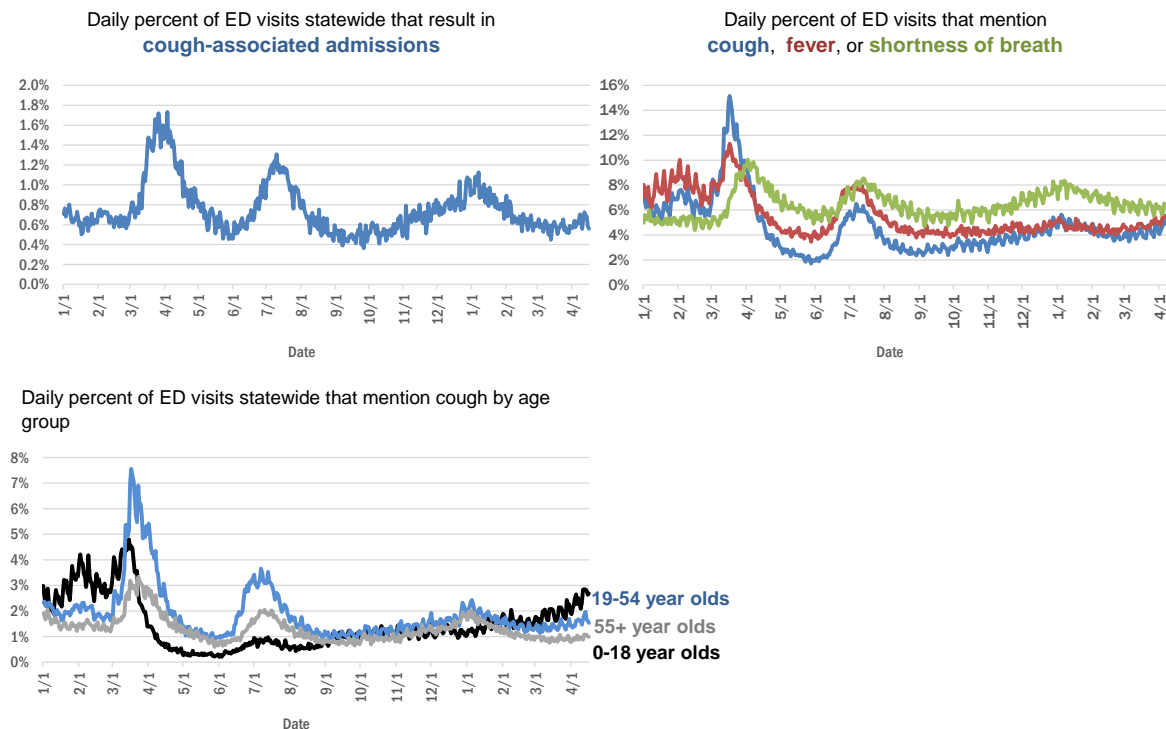
City and county	Cases
Fort Myers, Manatee	1
Columbus, Dade	1
Conway, Leon	1
Coventry, Broward	1
Clermont, Seminole	1
Clermont, Volusia	1
Clewiston, Glades	1
Bridgeport, Dade	1
Bronx, Palm Beach	1
Cambridge, Broward	1
Altoona, Marion	1
Anaheim, Unknown	1
Argyle, Walton	1
Athens, Duval	1
Bogota, Orange	1
Bradenton, Dade	1
Bradenton, Osceola	1
Harrison, Pinellas	1
Granada Hills, Broward	1
Guilford, Dade	1
Hailandale, Unknown	1
Homosassa, Hernando	1
Holly Ridge, Orange	1
Homeless, Polk	1
Lake City, Hamilton	1
La Grange, Dade	1
Jerusalem, St. Johns	1
Los Angeles Ca, Unknown	1
Los Angeles, Hardee	1
Leesburg, Marion	1
Lehigh Acres, Dade	1
Lewisburg, Pasco	1
Largo, Unknown	1
Littleton, Dade	1
Miami, Manatee	1
Miami Beach, Broward	1
Middlesburg, Duval	1
Macdill Air Force Base, Hillsborough	1
Margate, Dade	1
Marshall, Dade	1
Mary Esther, Unknown	1
Medford, Palm Beach	1
Total	2,121,387

COVID-19: additional surveillance information

Data through Apr 16, 2021 verified as of Apr 17, 2021 at 09:25 AM

Data in this report are provisional and subject to change.

Statewide emergency department (ED) chief complaint and admission data



The Electronic Surveillance System for the Early Notification of Community-Based Epidemics (ESSENCE-FL) includes chief complaint data from 211 of 211 Florida EDs. Data are transmitted electronically to ESSENCE-FL daily or hourly.

COVID-19: testing by laboratory

Data through Apr 16, 2021 verified as of Apr 17, 2021 at 09:25 AM

Data in this report are provisional and subject to change.

The numbers in the table below represent the number of Florida and non-Florida residents for whom test results were received by the Department of Health. A person can be tested by more than one laboratory and can have both positive and negative results. **Therefore, the sum of the numbers in each column will be larger than the total number of people tested.**

Reporting lab	Inconclusive	Negative	Positive	Percent positive	Total
CURATIVE LABS	15,847	1,717,238	267,862	13%	2,000,947
LABORATORY CORPORATION OF AMERICA	2,620	1,673,023	227,808	12%	1,903,451
QUEST DIAGNOSTICS	12,142	1,406,859	206,802	13%	1,625,803
BIO REFERENCE LABORATORIES, INC	7,568	965,107	186,357	16%	1,159,032
HELIX	9,859	715,004	125,593	15%	850,456
REALTOX LABS LLC	6,848	618,360	101,700	14%	726,908
NOMI_HEALTH	3,296	535,799	74,668	12%	613,763
RCA LABORATORY SERVICES, LLC/GENETWORX		466,744	52,033	10%	518,777
GENETWORX	661	390,598	32,994	8%	424,253
CDR MAGUIRE - HEALTH CARE CENTER		338,622	51,562	13%	390,184
PALM BEACH BALLPARK		336,559	37,607	10%	374,166
PWNHEALTH	1,987	282,493	38,985	12%	323,465
IMPACT HEALTH BIOMETRIC TESTING, INC	1,046	231,179	27,891	11%	260,116
EAST FLORIDA STATE COLLEGE - BREVARD		212,886	26,986	11%	239,872
BPHL-JACKSONVILLE	18	198,638	34,117	15%	232,773
ADVENTHEALTH LAB	99	181,576	23,323	11%	204,998
FULGENT DIAGNOSTICS LABORATORY	3,963	176,676	20,239	10%	200,878
NOMI HEALTH LAB SERVICES		172,680	19,989	10%	192,669
BPHL-MIAMI	225	158,258	26,639	14%	185,122
MAKO GENOMICS	8,208	146,059	26,917	15%	181,184
CB SMITH PARK		150,114	18,792	11%	168,906
MAYO CLINIC LABORATORIES	341	143,448	17,774	11%	161,563
BAYCARE LABORATORIES LLC	653	144,043	12,248	8%	156,944
ELABNETWORK	1,059	139,192	11,941	8%	152,192
MEMORIAL REGIONAL HOSPITAL SOUTH	31	123,236	24,915	17%	148,182
AEGIS SCIENCES CORPORATION	1,250	124,888	20,393	14%	146,531
ORLANDO HEALTH SYSTEM	686	128,602	13,044	9%	142,332
ASCENSION SACRED HEART HOSPITAL - PENSACOLA	2	118,197	18,085	13%	136,284
BIOCOLLECTIONS WORLDWIDE, INC	759	115,000	13,765	11%	129,524
NORTHWEST LABORATORY	247	121,104	6,478	5%	127,829
AKESOGEN		99,895	19,332	16%	119,227
TESTING MATTERS INC	1,050	99,169	18,172	15%	118,391
ADVENT HEALTH LAB	112	101,258	13,955	12%	115,325
MEDICAL DIAGNOSTIC LABORATORIES	977	98,607	14,221	12%	113,805
BPHL-TAMPA (SPECTRUM BLVD)	46	93,890	17,373	16%	111,309
UF HEALTH MEDICAL LAB	33	101,330	9,606	9%	110,969
TAMPA GENERAL HOSPITAL	4	98,749	9,459	9%	108,212
DIATHERIX LABORATORIES (VRL EUROFINS)	1	88,240	13,046	13%	101,287
BAPTIST HEALTH SOUTH FLORIDA	390	85,620	12,886	13%	98,896
KORVALABS, INC	1,285	91,891	4,713	5%	97,889
SUNPATH MEDICAL DIAGNOSTICS LABORATORY	840	79,483	12,268	13%	92,591
ASCENSION ST VINCENT'S - RIVERSIDE	1	75,078	10,393	12%	85,472
LAKELAND REGIONAL MEDICAL CENTER	183	71,962	9,284	11%	81,429
SOUTH MIAMI HOSPITAL LAB	465	70,858	10,000	12%	81,323
JACKSON MEMORIAL HOSPITAL CLINICAL LAB	79	68,261	12,011	15%	80,351
INGENIOUS PERSONALIZED MEDICINE	234	59,609	12,076	17%	71,919

COVID-19: testing by laboratory

Data through Apr 16, 2021 verified as of Apr 17, 2021 at 09:25 AM

Data in this report are provisional and subject to change.

The numbers in the table below represent the number of Florida and non-Florida residents for whom test results were received by the Department of Health. A person can be tested by more than one laboratory and can have both positive and negative results. **Therefore, the sum of the numbers in each column will be larger than the total number of people tested.**

Reporting lab	Inconclusive	Negative	Positive	Percent positive	Total
UF HEALTH SHANDS HOSPITAL	521	65,661	4,705	7%	70,887
AMERICAN HEALTH ASSOCIATES	9	63,297	5,283	8%	68,589
APPLIED INGENUITY DIAGNOSTICS LLC		60,183	2,989	5%	63,172
MINUTECLINIC LLC		53,846	9,224	15%	63,070
AIT LABORATORIES		54,841	6,750	11%	61,591
BAPTIST HEALTH - JACKSONVILLE	4	53,478	4,099	7%	57,581
GENESIS REFERENCE LABORATORIES		50,976	5,408	10%	56,384
ADVENTIST HEALTH SYSTEMS SUNBELT INC DBA		47,226	6,033	11%	53,259
ARUP LABORATORIES	16	50,100	2,927	6%	53,043
TALLAHASSEE MEMORIAL HOSPITAL	241	46,444	5,583	11%	52,268
SARASOTA MEMORIAL HOSPITAL MAIN LAB	12	47,857	4,041	8%	51,910
BROWARD GENERAL MEDICAL CENTER-CLINICAL LAB	2	45,186	4,931	10%	50,119
NICKLAUS CHILDREN'S HOSPITAL	74	43,614	5,608	11%	49,296
FLORIDA HOSPITAL - TAMPA	37	44,222	3,529	7%	47,788
VIRACOR EUROFINIS		35,942	9,843	21%	45,785
DWIC OF TAMPA BAY INC		39,871	5,298	12%	45,169
MILLENNIUM PHYSICIAN GROUP	17	36,764	7,202	16%	43,983
MEDFAST URGENT CARE CENTERS, LLC	20	37,905	5,749	13%	43,674
UNIVERSITY OF MIAMI HOSPITAL	153	38,867	3,900	9%	42,920
LEE HEALTH - CAPE CORAL HOSPITAL	3	36,644	5,885	14%	42,532
AMELIA EARHART		36,132	5,901	14%	42,033
UF HEALTH JACKSONVILLE	56	36,913	4,184	10%	41,153
ECCO LAB GROUP CO	536	34,401	4,731	12%	39,668
INTEGRATED REGIONAL LABORATORIES LLP	13	34,371	4,839	12%	39,223
ORANGE COUNTY CONVENTION CENTER		33,330	3,715	10%	37,045
MOUNT SINAI MEDICAL CENTER	13	32,585	3,466	10%	36,064
NORTH FLORIDA REGIONAL MEDICAL CENTER		32,225	3,622	10%	35,847
WALGREENS	36	30,098	5,566	16%	35,700
MIAMI DADE COUNTY		32,091	3,527	10%	35,618
ST JOSEPHS HOSPITAL LABORATORY	23	30,789	3,869	11%	34,681
BRANDON REGIONAL HOSPITAL		30,642	3,990	12%	34,632
STS LAB 2 LLC	6	31,592	1,718	5%	33,316
NIGHT LITE PEDIATRIC CENTER LLC		30,096	3,198	10%	33,294
GENESIS MEDICAL LABORATORY	447	27,680	4,929	15%	33,056
JUPITER MEDICAL CENTER LAB	87	29,979	2,906	9%	32,972
JFK MEDICAL CENTER LAB	1	27,722	3,505	11%	31,228
PALMETTO GENERAL HOSPITAL LAB	3	25,702	4,970	16%	30,675
HOLY CROSS HOSPITAL CLINICAL LAB	1	27,601	2,613	9%	30,215
WATSON CLINIC LLP		24,346	5,640	19%	29,986
AVENTUS BIO LABS	16	25,249	3,516	12%	28,781
MALABAR MEDICAL WALK IN CLINIC	1	22,743	4,471	16%	27,215
HEALTHLINK DIAGNOSTIC LABORATORIES	296	24,235	2,439	9%	26,970
INFINITY BIOLOGIX LLC (GINKO BIOWORKS)	112	25,608	1,211	4%	26,931
MIAMI BEACH CONVENTION CENTER		24,025	1,903	7%	25,928

COVID-19: testing by laboratory

Data through Apr 16, 2021 verified as of Apr 17, 2021 at 09:25 AM

Data in this report are provisional and subject to change.

The numbers in the table below represent the number of Florida and non-Florida residents for whom test results were received by the Department of Health. A person can be tested by more than one laboratory and can have both positive and negative results. **Therefore, the sum of the numbers in each column will be larger than the total number of people tested.**

Reporting lab	Inconclusive	Negative	Positive	Percent positive	Total
ACCESS DX LABORATORY	229	23,294	2,127	8%	25,650
CLEVELAND CLINIC TRADITION HOSPITAL		23,675	1,864	7%	25,539
CLEVELAND CLINIC HOSPITAL LAB	4	22,679	2,546	10%	25,229
MORTON PLANT HOSPITAL-ADLER INSTITUTE	26	22,229	2,728	11%	24,983
LAB DIAGNOSTICS LLC	396	18,059	5,365	23%	23,820
SAINT MARY'S MEDICAL CENTER	26	21,354	2,377	10%	23,757
DRS CLACK SPENCER WHITE & MCCORMACK PA D/B/A		21,574	2,126	9%	23,700
PANCARE OF FLORIDA INC		20,945	2,532	11%	23,477
UNITED CLINICAL LABORATORY LLC	3	20,481	2,665	12%	23,149
STATLAB_MOBILE	1	20,486	2,061	9%	22,548
BAYFRONT HEALTH - ST PETERSBURG	17	19,683	2,609	12%	22,309
NAPLES COMMUNITY HOSPITAL	74	19,901	2,058	9%	22,033
PATIENTS FIRST LAKE ELLA MEDICAL CENTER PA		18,185	3,298	15%	21,483
ADVENT HEALTH - DAYTONA BEACH	32	18,890	1,739	8%	20,661
EXACT SCIENCES LABORATORIES	1	18,177	2,308	11%	20,486
LEESBURG REGIONAL MEDICAL CENTER		17,698	2,415	12%	20,113
OSCEOLA REGIONAL MEDICAL CENTER	1	17,664	2,444	12%	20,109
HOMESTEAD HOSPITAL CLINICAL LABORATORY	27	16,448	3,458	17%	19,933
CLARITY LAB SOLUTIONS	105	17,688	2,072	10%	19,865
MEMORIAL HOSPITAL JACKSONVILLE	8	16,415	2,849	15%	19,272
NORTHWEST MEDICAL CENTER	1	16,887	2,325	12%	19,213
SYNERGY DIAGNOSTIC LABORATORY	98	16,755	2,289	12%	19,142
ORANGE PARK MEDICAL CENTER	9	15,619	2,782	15%	18,410
VISTA CLINICAL DIAGNOSTICS	490	15,884	1,981	11%	18,355
INDIAN RIVER PATHOLOGY LLC		16,842	1,306	7%	18,148
BETHESDA HOSPITAL EAST		16,514	1,611	9%	18,125
OAK HILL HOSPITAL		15,973	1,942	11%	17,915
DELRAY MEDICAL CENTER LAB	3	16,060	1,762	10%	17,825
LAWNWOOD REGIONAL MEDICAL CENTER	1	15,156	2,362	13%	17,519
HEALTH CENTER AT SINAI RESIDENCES		16,929	506	3%	17,435
MEMORIAL REGIONAL HOSPITAL CLINICAL LABORATORY	10	16,207	1,071	6%	17,288
BIOCERNA LABS	461	14,582	2,112	12%	17,155
WEST KENDALL BAPTIST HOSPITAL	14	13,980	3,157	18%	17,151
ACCESS MEDICAL LABORATORIES	4	8,756	8,333	49%	17,093
ADVENTHEALTH CENTRA CARE LAKE BUENA VISTA		14,903	2,022	12%	16,925
BAPTIST HEALTH - SOUTH		15,608	1,288	8%	16,896
THE HEALTHCARE DISTRICT OF PALM BEACH COUNTY	51	14,633	2,063	12%	16,747
LARGO MEDICAL CENTER		14,706	1,747	11%	16,453
WINTER HAVEN HOSPITAL CLINICAL LABORATORY	4	13,958	2,457	15%	16,419
MEDRITE MEDICAL CARE, PC	6,839	8,699	841	5%	16,379
FULGENT DIAGNOSTICS	171	15,195	997	6%	16,363
LABS ASAP LLC		14,861	1,500	9%	16,361
NEMOURS CHILDRENS HOSPITAL	1	15,334	953	6%	16,288
WELLINGTON REGIONAL MED CTR LAB	6	14,468	1,799	11%	16,273

COVID-19: testing by laboratory

Data through Apr 16, 2021 verified as of Apr 17, 2021 at 09:25 AM

Data in this report are provisional and subject to change.

The numbers in the table below represent the number of Florida and non-Florida residents for whom test results were received by the Department of Health. A person can be tested by more than one laboratory and can have both positive and negative results. **Therefore, the sum of the numbers in each column will be larger than the total number of people tested.**

Reporting lab	Inconclusive	Negative	Positive	Percent positive	Total
MOLECULAR INFECTIOUS DISEASES	618	14,889	689	4%	16,196
UHEALTH CORAL GABLES/LENNAR MED CTR	52	14,745	1,069	7%	15,866
BAPTIST HEALTHCARE - BAPTIST HOSPITAL	6	12,553	3,267	21%	15,826
MEDICAL CENTER OF TRINITY CLINICAL LABORATORY	2	14,179	1,601	10%	15,782
PRIVA PATH LABS	80	14,612	1,006	6%	15,698
PALMS WEST HOSPITAL LAB	2	13,606	2,080	13%	15,688
LEE HEALTH - LEE MEMORIAL HOSPITAL		11,936	3,703	24%	15,639
WEST FLORIDA HOSPITAL LAB	1	12,191	3,107	20%	15,299
NATIONWIDE LABORATORY SERVICES INC	533	12,930	1,765	12%	15,228
WESTSIDE REGIONAL MED CTR	2	12,821	2,185	15%	15,008
MERCY HOSPITAL A CAMPUS OF PLANTATION GEN HOSP LAB	1	12,732	2,254	15%	14,987
GOOD SAMARITAN MEDICAL CENTER LAB	2	13,037	1,866	13%	14,905
CARDIOPATH	84	12,894	1,903	13%	14,881
NONA SCIENTIFIC	5	11,533	3,168	22%	14,706
REGIONAL MEDICAL CENTER BAYONET POINT	2	13,493	1,152	8%	14,647
INDIAN RIVER MEDICAL CENTER LAB		13,669	852	6%	14,521
THE VILLAGES REGIONAL HOSPITAL		13,030	1,409	10%	14,439
GULF COAST MEDICAL CENTER MICROLAB		11,206	2,972	21%	14,178
AVENTURA HOSPITAL LAB		11,281	2,566	19%	13,847
CORAL GABLES HOSPITAL CLINICAL LABORATORY		11,725	2,053	15%	13,778
BAPTIST HEALTH SOUTH FLORIDA - WEST KENDALL URGENT CARE		11,335	2,228	16%	13,563
CAPITAL REGIONAL MEDICAL CTR		10,997	2,449	18%	13,446
BLAKE MEDICAL CENTER		11,815	1,589	12%	13,404
WEST BOCA MEDICAL CENTER LAB		12,395	967	7%	13,362
PRECISION HEALTH RESOURCES LLC		12,483	860	6%	13,343
HALIFAX MEDICAL CENTER LAB	38	11,286	1,954	15%	13,278
MANATEE MEMORIAL HOSPITAL		12,003	1,091	8%	13,094
ST ANTHONY'S HOSPITAL LAB	30	11,435	1,616	12%	13,081
LEE HEALTH - HEALTH PARK MEDICAL CENTER		10,996	2,027	16%	13,023
PALM BEACH GARDENS MEDICAL CTR LAB		11,567	1,249	10%	12,816
GENOVA DIAGNOSTICS LABORATORY	69	11,302	1,115	9%	12,486
ST JOSEPHS HOSPITAL	18	10,658	1,788	14%	12,464
FLORIDA LABORATORY ANALYSIS		10,899	1,530	12%	12,429
PATHNOSTICS	43	9,843	2,449	20%	12,335
PLANTATION GENERAL HOSPITAL		10,399	1,872	15%	12,271
PHYSICIANS REGIONAL MEDICAL CENTER - PINE RIDGE RD	1	10,974	1,238	10%	12,213
LAKE CITY MEDICAL CENTER		9,918	2,292	19%	12,210
FLORIDA HOSPITAL HEARTLAND MED CTR CLINICAL LAB	33	10,661	1,510	12%	12,204
LAKE CITY HM		11,147	988	8%	12,135
BINAXNOW	9	9,181	2,902	24%	12,092
LARKIN COMMUNITY HOSPITAL	10	10,513	1,544	13%	12,067
CernerELR_Advent		10,588	1,465	12%	12,053
PWN HEALTH	17	9,951	2,080	17%	12,048
FLORIDA HOSPITAL WATERMAN LABORATORY	70	10,997	863	7%	11,930
COAST DIAGNOSTICS LLC	47	10,458	1,257	11%	11,762
FLORIDA MEDICAL CENTER - A CAMPUS OF NORTH SHORE	2	10,317	1,425	12%	11,744

COVID-19: testing by laboratory

Data through Apr 16, 2021 verified as of Apr 17, 2021 at 09:25 AM

Data in this report are provisional and subject to change.

The numbers in the table below represent the number of Florida and non-Florida residents for whom test results were received by the Department of Health. A person can be tested by more than one laboratory and can have both positive and negative results. **Therefore, the sum of the numbers in each column will be larger than the total number of people tested.**

Reporting lab	Inconclusive	Negative	Positive	Percent positive	Total
ST MARKS HOSPITAL LABORATORY B	78	10,627	1,002	9%	11,707
EXPRESS GENE MOLECULAR DIAGNOSTICS LABORATORY	1	10,105	1,533	13%	11,639
ADVENTHEALTH CENTRA CARE WATERFORD LAKES		9,672	1,904	16%	11,576
CENTRAL FLORIDA REGIONAL HOSPITAL		10,339	1,218	11%	11,557
VIKOR SCIENTIFIC	49	9,604	1,847	16%	11,500
MEASE COUNTRYSIDE LAB	14	10,147	1,288	11%	11,449
ADVENT HEALTH - WESLEY CHAPEL	14	10,360	1,075	9%	11,449
DOCTORS HOSPITAL	7	9,572	1,800	16%	11,379
NORTHSIDE HOSPITAL AND HEART INSTITUTE		10,199	1,117	10%	11,316
AMERICAN FAMILY CARE	1	6,627	4,519	41%	11,147
JOHNS HOPKINS ALL CHILDREN'S HOSPITAL		10,430	701	6%	11,131
CORAL SPRINGS MED CTR		10,010	1,080	10%	11,090
SARKIS CLINICAL TRIALS	25	9,710	1,340	12%	11,075
LEE DAVIS COMMUNITY RESOURCE CENTER		9,406	1,612	15%	11,018
FLORIDA HOSPITAL DELAND	10	9,684	1,306	12%	11,000
LEON MEDICAL CENTERS LLC		8,729	2,200	20%	10,929
HEALTHQUEST ESOTERICIS		9,335	1,581	14%	10,916
FAU		10,020	884	8%	10,904
BAPTIST HEALTH SOUTH FLORIDA - COUNTRY WALK URGENT CARE		8,975	1,907	18%	10,882
NCF DIAGNOSTICS & DNA TECHNOLOGIES LAB	167	10,030	539	5%	10,736
ADVENTHEALTH CENTRA CARE ST CLOUD	1	9,156	1,495	14%	10,652
WEST PALM HOSPITAL LAB		9,763	814	8%	10,577
LARKIN COMMUNITY HOSPITAL INC DBA CARDIOTROPIC		6,819	3,620	35%	10,439
SYNERGY LABORATORIES	34	9,132	1,178	11%	10,344
LABSTAT LLC	23	9,836	478	5%	10,337
MEDARBOR DIAGNOSTICS	1	8,947	1,151	11%	10,099
OCALA REGIONAL MEDICAL CENTER		8,830	1,245	12%	10,075
AVECINA MEDICAL	4	6,205	3,863	38%	10,072
GENE BY GENE, GENOMICS RESEARCH CENTER LAB	44	9,410	616	6%	10,070
FLORIDA HOSPITAL FLAGLER	29	9,050	927	9%	10,006
H LEE MOFFITT CANCER CENTER LABORATORY	2	9,739	265	3%	10,006
BROWARD HEALTH NORTH CLINICAL LABORATORY		8,863	1,103	11%	9,966
P4 CLINICAL, LLC	205	8,717	971	10%	9,893
SRQ DRIVE THROUGH		8,944	905	9%	9,849
NORTH SHORE MEDICAL CENTER		8,162	1,607	16%	9,769
AVECINA	20	9,008	705	7%	9,733
FLORIDA HOSPITAL OF CARROLLWOOD	23	8,279	1,350	14%	9,652
PALM BEACH BALL PARK		8,607	1,029	11%	9,636
BOSTON HEART DIAGNOSTICS CORP		8,417	1,209	13%	9,626
LEE HEALTH - GULF COAST MEDICAL CENTER	2	7,801	1,774	19%	9,577
FLORIDA HOSPITAL ZEPHYRHILLS	10	8,483	1,070	11%	9,563
SANTA ROSA MEDICAL CENTER	2	7,796	1,508	16%	9,306
ADVENTHEALTH CENTRA CARE CLERMONT		7,970	1,265	14%	9,235
ADVENTHEALTH CENTRA CARE UNIVERSITY	1	8,136	1,069	12%	9,206
BAPTIST HEALTH - BEACHES		8,523	671	7%	9,194
NCH DOWNTOWN NAPLES HOSPITAL	17	8,384	741	8%	9,142

COVID-19: testing by laboratory

Data through Apr 16, 2021 verified as of Apr 17, 2021 at 09:25 AM

Data in this report are provisional and subject to change.

The numbers in the table below represent the number of Florida and non-Florida residents for whom test results were received by the Department of Health. A person can be tested by more than one laboratory and can have both positive and negative results. **Therefore, the sum of the numbers in each column will be larger than the total number of people tested.**

Reporting lab	Inconclusive	Negative	Positive	Percent positive	Total
INDIAN RIVER MEDICAL CENTER		8,060	1,070	12%	9,130
ANNE BATES LEACH EYE HOSPITAL/ ABLEH MICROBIOLOGY LABORATORY	9	8,982	127	1%	9,118
INFORM DIAGNOSTICS, INC		8,581	514	6%	9,095
FLORIDA HOSPITAL Ocala		8,014	1,035	11%	9,049
ADVENTHEALTH CENTRA CARE WINTER PARK		8,052	936	10%	8,988
BAPTIST HEALTH SOUTH FLORIDA - MIAMI LAKES URGENT CARE		7,069	1,913	21%	8,982
CERNERELR_BAYCARE	43	8,320	616	7%	8,979
CLEVELAND CLINIC MARTIN SOUTH HOSPITAL	1	8,015	955	11%	8,971
ADVENTHEALTH CENTRA CARE WINTER GARDEN	1	7,942	1,024	11%	8,967
CLEVELAND CLINIC MARTIN NORTH HOSPITAL		7,936	958	11%	8,894
MEMORIAL HOSPITAL WEST LABORATORY SERVICES	14	8,075	792	9%	8,881
BAYCARE COMMUNITY HEALTH		8,665	199	2%	8,864
SOUTH BAY HOSPITAL CLINICAL LAB	1	7,886	932	11%	8,819
MEMORIAL HOSPITAL MICRO		8,174	578	7%	8,752
KD MEDICAL CHOICE LLC	5	7,907	770	9%	8,682
ST LUCIE MEDICAL CENTER		6,966	1,580	18%	8,546
POINCIANA MEDICAL CENTER		6,735	1,803	21%	8,538
ADVENTHEALTH CENTRA CARE LAKE LAND	1	7,351	1,152	14%	8,504
WEST MARION COMMUNITY HOSPITAL LAB		7,062	1,361	16%	8,423
NCH NORTH NAPLES HOSPITAL	9	7,618	796	9%	8,423
AVICINA MEDICAL OAKLEAF	3	6,977	1,330	16%	8,310
ADVENTHEALTH CENTRA CARE LEE ROAD		7,389	879	11%	8,268
ISPM LABS, LLC DBA CAPSTONE DIAGNOSTICS, LLC		7,864	397	5%	8,261
CERNERELR_BAPTISTMIAMI	31	7,313	862	11%	8,206
PARAMOUNT URGENT CARE	4	4,872	3,329	41%	8,205
LAKEWOOD RANCH MEDICAL CENTER		7,543	641	8%	8,184
FLORIDA HOSPITAL FISH MEMORIAL	19	6,937	1,201	15%	8,157
ADVENTHEALTH CENTRA CARE HUNTERS CREEK	3	6,966	1,077	13%	8,046
ATLANTIS URGENT CARE	12	6,271	1,728	22%	8,011
MORTON PLANT-MEASE	5	7,194	785	10%	7,984
ADVENTHEALTH CENTRA CARE SANFORD		6,924	963	12%	7,887
ADVENTHEALTH CENTRA CARE DR PHILLIPS		7,091	790	10%	7,881
ARCPPOINT LABS OF FORT MYERS	5	6,923	937	12%	7,865
QDX PATHOLOGY SERVICES	2	7,437	420	5%	7,859
BAYFRONT HEALTH - PORT CHARLOTTE		7,194	603	8%	7,797
BAPTIST HEALTH SOUTH FLORIDA - WESTCHESTER URGENT CARE		6,395	1,375	18%	7,770
LEE HEALTH CONVENIENT CARE - PAGE FIELD		6,838	850	11%	7,688
ADVENTHEALTH CENTRA CARE LAKE MARY	2	6,629	994	13%	7,625
HIALEAH HOSPITAL	4	5,951	1,668	22%	7,623
EMERALD COAST URGENT CARE		5,961	1,630	21%	7,591
NCH NORTH NAPLES HOSPITAL LAB	15	6,733	830	11%	7,578
ADVENTHEALTH CENTRA CARE APOPKA	1	6,484	1,080	14%	7,565
ADVENTHEALTH CENTRA CARE MOUNT DORA		6,356	1,142	15%	7,498
BAPTIST HEALTH SOUTH FLORIDA - DORAL URGENT CARE		6,008	1,463	20%	7,471
ADVENTIST HEALTH SYSTEMS, SUNBELT INC		6,462	998	13%	7,460
SPORTS DRUG TESTING LABORATORY	115	7,137	183	2%	7,435

COVID-19: testing by laboratory

Data through Apr 16, 2021 verified as of Apr 17, 2021 at 09:25 AM

Data in this report are provisional and subject to change.

The numbers in the table below represent the number of Florida and non-Florida residents for whom test results were received by the Department of Health. A person can be tested by more than one laboratory and can have both positive and negative results. **Therefore, the sum of the numbers in each column will be larger than the total number of people tested.**

Reporting lab	Inconclusive	Negative	Positive	Percent positive	Total
ADVENTHEALTH CENTRA CARE KISSIMMEE		6,634	749	10%	7,383
OVIEDO MEDICAL CENTER		6,577	750	10%	7,327
EGLIN AIR FORCE BASE	14	5,586	1,692	23%	7,292
BAPTIST HEALTH - NASSAU		6,891	365	5%	7,256
COMMUNITY HEALTH CENTERS OF PINELLAS INC	1	5,838	1,352	19%	7,191
MEDEXPRESS URGENT CARE OF BOYNTON BEACH LLC		6,566	580	8%	7,146
HOLIDAY CVS LLC		6,740	382	5%	7,122
MEDEXPRESS URGENT CARE	2	4,886	2,168	31%	7,056
EMPIRE CITY LABORATORIES INC	91	5,965	980	14%	7,036
IMPERIAL POINT MEDICAL CENTER		6,410	615	9%	7,025
AVERO DIAGNOSTICS - IRVING	11	6,513	475	7%	6,999
ADVENTHEALTH CENTRA CARE ALTAMONTE		6,115	873	12%	6,988
ST PETERSBURG GENERAL HOSPITAL		5,934	1,013	15%	6,947
SUNCOAST PATHOLOGY ASSOCIATES		6,335	590	9%	6,925
MINUTECLINIC LLC		5,849	1,033	15%	6,882
UNKNOWN	5	3,523	3,323	49%	6,851
LUMINUS DIAGNOSTICS		6,283	556	8%	6,839
DYNIX DIAGNOSTIX		6,160	662	10%	6,822
ADVENTHEALTH EXPRESS CARE		5,619	1,180	17%	6,799
MEDEXPRESS URGENT CARE HUDSON		5,823	955	14%	6,778
ACUTIS DIAGNOSTICS	171	5,412	1,121	17%	6,704
CLINICAL REFERENCE LABORATORY	2	6,333	345	5%	6,680
ST JOSEPHS NORTH HOSPITAL LAB	7	5,658	976	15%	6,641
VISTA CLINICAL	8	3,890	2,717	41%	6,615
ADVENTHEALTH CENTRA CARE AZALEA PARK		5,661	942	14%	6,603
FORT WALTON BEACH MEDICAL CENTER		5,660	925	14%	6,585
SOLARIS DIAGNOSTICS	11	5,937	586	9%	6,534
AHCC WESLEY CHAPEL		5,758	754	12%	6,512
FLORIDA HOSPITAL NORTH PINELLAS	11	5,879	511	8%	6,401
ADVENTHEALTH CENTRA CARE OVIEDO		5,501	898	14%	6,399
ADVENT HEALTH - HEART OF FLORIDA ER	1	5,521	858	13%	6,380
MICROGEN DX	4	5,510	719	12%	6,233
MINUTECLINIC LLC #1067		5,365	862	14%	6,227
NORTHWEST FLORIDA COMMUNITY HOSPITAL	47	4,702	1,460	24%	6,209
ANGEL KIDS PEDIATRICS		5,870	329	5%	6,199
BAPTIST HEALTH SOUTH FLORIDA - PEMBROKE PINES URGENT CARE		5,128	1,066	17%	6,194
MINUTECLINIC		5,272	897	15%	6,169
HOLMES REG MED CENTER CLINICAL LAB		5,491	676	11%	6,167
WELLINGTON REGIONAL MEDICAL CENTER		5,632	504	8%	6,136
FLORIDA COMMUNITY HEALTH CENTER		4,907	1,193	20%	6,100
MINUTECLINIC LLC #3703		4,967	1,119	18%	6,086
MINUTECLINIC LLC #8396		5,137	884	15%	6,021
DOCTORS URGENT CARE LLC	1	4,895	1,104	18%	6,000
ADVENTHEALTH CENTRA CARE LONGWOOD		5,238	756	13%	5,994
PUTNAM COMMUNITY MEDICAL CENTER		5,251	734	12%	5,985
PRO CLINIC		4,858	1,083	18%	5,941

COVID-19: testing by laboratory

Data through Apr 16, 2021 verified as of Apr 17, 2021 at 09:25 AM

Data in this report are provisional and subject to change.

The numbers in the table below represent the number of Florida and non-Florida residents for whom test results were received by the Department of Health. A person can be tested by more than one laboratory and can have both positive and negative results. **Therefore, the sum of the numbers in each column will be larger than the total number of people tested.**

Reporting lab	Inconclusive	Negative	Positive	Percent positive	Total
ADVENTHEALTH CENTRA CARE SOUTH ORANGE		5,096	837	14%	5,933
BAYFRONT HEALTH - VENICE REGIONAL MEDICAL	1	5,374	537	9%	5,912
COASTAL MED URGENT CARE		4,317	1,553	26%	5,870
ADVENTHEALTH CENTRA CARE ORANGE LAKE		5,115	721	12%	5,836
FLORIDA FAMILY LABORATORY, INC DBA	46	5,338	452	8%	5,836
SOUTH FLORIDA BAPTIST HOSPITAL MICRO	4	4,857	973	17%	5,834
DOCTORS URGENT CARE OF LUTZ LLC	1	4,708	1,113	19%	5,822
URGENT CARE OF THE PALM BEACHES		4,828	967	17%	5,795
LABORATORY OF FLORIDA LLC	41	5,255	483	8%	5,779
ADVENTHEALTH CENTRA CARE PORT ORANGE		4,850	918	16%	5,768
PARAMOUNT URGENT CARE INC	1	3,447	2,251	39%	5,699
HEALTH FIRST ADVENTHEALTH CENTRA CARE - TITUSVILLE		4,811	863	15%	5,674
ADVENTHEALTH CENTRA CARE SAND LAKE		5,033	607	11%	5,640
UNIVERSITY HOSPITAL AND MEDICAL CENTER		4,298	1,310	23%	5,608
SUNRISE MEDICAL LABORATORIES	2	5,201	401	7%	5,604
ALTRU DIAGNOSTICS INC	5	5,388	210	4%	5,603
PHARMCO RX	2	5,272	310	6%	5,584
MEDEXPRESS URGENT CARE - ROYAL PALM BEACH		4,952	610	11%	5,562
PEDIATRIC HEALTH CARE ALLIANCE PA		5,067	462	8%	5,529
MEDICAL DNA LABS LLC	3	5,038	481	9%	5,522
MEDEXPRESS URGENT CARE - GOLDEN GATE		4,864	655	12%	5,519
MEDCOMP SCIENCES LLC	126	3,380	2,012	36%	5,518
MEDEXPRESS URGENT CARE - ESTERO		4,919	585	11%	5,504
ADVENTHEALTH CENTRA CARE LEESBURG		4,485	1,002	18%	5,487
PALMS OF PASADENA HOSPITAL		4,897	573	10%	5,470
BAPTIST HEALTH - NORTH		4,356	1,112	20%	5,468
URGENT CARE CURE	2	4,702	759	14%	5,463
TROPICANA FIELD - LOT 2	19	4,935	494	9%	5,448
ESCAMBIA COMMUNITY CLINICS INC	8	4,095	1,296	24%	5,399
BAPTIST HEALTH SOUTH FLORIDA - CORAL SPRINGS URGENT CARE		4,626	772	14%	5,398
BAPTIST HEALTH SOUTH FLORIDA - KENDALE LAKES URGENT CARE		4,336	1,036	19%	5,372
THE CENTER FOR URGENT CARE	3	4,445	864	16%	5,312
DOCTORS HOSPITAL OF SARASOTA CLINICAL LABORATORY		4,633	670	13%	5,303
MEDEXPRESS URGENT CARE PALM BEACH GARDENS		4,819	479	9%	5,298
WESTCHESTER HOSPITAL	23	4,314	956	18%	5,293
BAPTIST HEALTH SOUTH FLORIDA - TAMiami TRAIL URGENT CARE		4,251	1,037	20%	5,288
HEALTH FIRST ADVENTHEALTH CENTRA CARE GATEWAY	1	4,737	532	10%	5,270
MARTIN HOSPITAL SOUTH LAB		4,966	291	6%	5,257
MINUTE CLINIC LLC		4,557	689	13%	5,246
TALLAHASSEE PRIMARY CARE ASSOCIATES		4,594	604	12%	5,198
PARAMOUNT URGENT CARE - WINDERMERE	2	3,429	1,745	34%	5,176
TRINITY SPRINGS		4,422	729	14%	5,151
RAULERSON HOSPITAL		4,294	843	16%	5,137
GENOSUR LLC	17	4,956	68	1%	5,041
BAPTIST HEALTH SOUTH FLORIDA - PINECREST URGENT CARE		4,291	714	14%	5,005
BAPTIST HEALTH SOUTH FLORIDA - CORAL GABLES (UNIVERSITY) URGENT CARE		4,297	702	14%	4,999

COVID-19: testing by laboratory

Data through Apr 16, 2021 verified as of Apr 17, 2021 at 09:25 AM

Data in this report are provisional and subject to change.

The numbers in the table below represent the number of Florida and non-Florida residents for whom test results were received by the Department of Health. A person can be tested by more than one laboratory and can have both positive and negative results. **Therefore, the sum of the numbers in each column will be larger than the total number of people tested.**

Reporting lab	Inconclusive	Negative	Positive	Percent positive	Total
BAPTIST HEALTH SOUTH FLORIDA - CORAL GABLES URGENT CARE		4,137	840	17%	4,977
MEDEXPRESS URGENT CARE - LAKELAND		4,347	614	12%	4,961
MINUTECLINIC LLC # 0709		4,152	779	16%	4,931
BAYFRONT HEALTH - SEVEN RIVERS		4,456	428	9%	4,884
BAPTIST HEALTH SOUTH FLORIDA - PALMETTO BAY URGENT CARE		4,044	781	16%	4,825
QUICK CARE MED PL	2	4,096	721	15%	4,819
BETHESDA HOSPITAL WEST		4,326	488	10%	4,814
ADVENTHEALTH PROMPT CARE	2	3,483	1,261	27%	4,746
BAYFRONT HEALTH - BROOKSVILLE		4,227	515	11%	4,742
FLAGLER HOSPITAL LABORATORY	8	3,653	1,060	22%	4,721
MEASE DUNEDIN HOSPITAL	5	4,184	502	11%	4,691
ASCENSION SACRED HEART - EMERALD COAST		3,923	764	16%	4,687
NIGHT LITE PEDIATRICS	4	3,344	1,260	27%	4,608
PREMIER MEDICAL	2	4,492	94	2%	4,588
ADVENTHEALTH CENTRA CARE COLONIAL TOWN	2	4,093	489	11%	4,584
MOFFITT CANCER CENTER	6	4,469	99	2%	4,574
PREMIER URGENT CARE OF BREVARD LLC	4	3,979	570	13%	4,553
BAYFRONT HEALTH - PUNTA GORDA		4,158	338	8%	4,496
BAYFRONT HEALTH - SPRING HILL		4,117	368	8%	4,485
VENTURE MEDICAL OF FLORIDA LLC		4,133	335	7%	4,468
DESOTO MEMORIAL HOSPITAL	3	3,662	776	17%	4,441
MEDIPATH LLC		3,941	494	11%	4,435
TWIN CITIES HOSPITAL	1	3,899	518	12%	4,418
MEMORIAL HOSPITAL- MIRAMAR	12	4,052	321	7%	4,385
US BIOTEK LABORATORIES	15	3,983	369	8%	4,367
ENGLEWOOD COMMUNITY HOSPITAL		3,979	385	9%	4,364
GENESIS DIAGNOSTICS		4,110	251	6%	4,361
PALMS MEDICAL GROUP	5	2,979	1,364	31%	4,348
ADVENTIST HEALTH SYSTEMS SUNBELT IN DBA		3,838	494	11%	4,332
ACCU REFERENCE MEDICAL LAB	9	3,516	799	18%	4,324
DOCTORS TEST CENTERS		3,801	488	11%	4,289
BAYA PHARMACY & URGENT CARE		3,175	1,113	26%	4,288
MINUTECLINIC LLC #3463		3,564	712	17%	4,276
AMELIA URGENT CARE		2,626	1,624	38%	4,250
ADVENTHEALTH CENTRA CARE WINTER HAVEN	1	3,178	1,057	25%	4,236
MEDEXPRESS URGENT CARE CAPE CORAL		3,636	599	14%	4,235
HOLIDAY CVS LLC DBA CVS PHARMACY #5154		4,108	114	3%	4,222
MINUTECLINIC LLC #3631		3,574	632	15%	4,206
LAKESIDE MEDICAL CENTER		3,369	836	20%	4,205
ADVENTHEALTH CENTRA CARE		3,682	460	11%	4,142
MINUTECLINIC LLC 5852		3,549	586	14%	4,135
MINUTECLINIC LLC #5253		3,399	692	17%	4,091
NIGHT LITE PEDIATRICS URGENT CARE	1	3,417	649	16%	4,067
MINUTECLINIC LLC #5249		3,291	745	18%	4,036
BAYFRONTVENICEREGIONAL		3,823	130	3%	3,953
MEDEXPRESS URGENT CARE LEHIGH ACRES		3,406	544	14%	3,950

COVID-19: testing by laboratory

Data through Apr 16, 2021 verified as of Apr 17, 2021 at 09:25 AM

Data in this report are provisional and subject to change.

The numbers in the table below represent the number of Florida and non-Florida residents for whom test results were received by the Department of Health. A person can be tested by more than one laboratory and can have both positive and negative results. **Therefore, the sum of the numbers in each column will be larger than the total number of people tested.**

Reporting lab	Inconclusive	Negative	Positive	Percent positive	Total
MINUTECLINIC LLC #5190		3,228	702	18%	3,930
SPECTOR SCIENTIFIC LAB	14	2,964	945	24%	3,923
BAPTIST HEALTH SOUTH FLORIDA - DAVIE URGENT CARE		3,209	695	18%	3,904
MC DIAGNOSTIC OF CONNECTICUT, PC #2220		3,326	532	14%	3,858
MINUTECLINIC LLC #5854		3,167	651	17%	3,818
HIGHLANDS REGIONAL MEDICAL CENTER		2,977	816	22%	3,793
BAPTIST HEALTH SOUTH FLORIDA - WESTON URGENT CARE		3,283	500	13%	3,783
SIPARADIGM LLC	55	3,461	259	7%	3,775
ADVENT HEALTH - NEW SMYRNA		3,092	643	17%	3,735
CARENOW URGENT CARE	1	2,304	1,399	38%	3,704
HEALTH FIRST ADVENTHEALTH CENTRA CARE COCOA		3,332	362	10%	3,694
LOWER KEYS MEDICAL CENTER		3,354	310	8%	3,664
BARTOW REGIONAL MEDICAL CENTER	1	3,084	561	15%	3,646
MINUTECLINIC LLC #3662		3,079	555	15%	3,634
PRECISION HEALTH SOLUTIONS		3,438	180	5%	3,618
CLARITY LAB SOLUTIONS LLC		3,608	4	0%	3,612
PROHEALTH	3	2,025	1,581	44%	3,609
PARAMOUNT URGENT CARE - ORLANDO		2,533	1,049	29%	3,582
BRASHEAR'S VITAL CARE CORP		2,829	748	21%	3,577
PHYSICIANS REGIONAL MEDICAL CENTER - COLLIER BLVD	1	2,725	845	24%	3,571
BAPTIST HEALTH SOUTH FLORIDA - BRICKELL URGENT CARE		2,946	619	17%	3,565
ADVENTHEALTH CENTRA CARE KIDS LAKE MARY		3,297	267	7%	3,564
MINUTECLINIC LLC # 3930		3,040	504	14%	3,544
SCION LAB SERVICES LLC	26	3,237	278	8%	3,541
EXACT SCIENCES LABORATORIES, LLC		3,236	303	9%	3,539
VERILY LIFE SCIENCES	3	3,468	58	2%	3,529
MEDEXPRESS URGENT CARE - DELAND		3,143	385	11%	3,528
ADVENT HEALTH CENTRA CARE -WINTER PARK KIDS URGENT CARE	4	3,230	283	8%	3,517
MINUTECLINIC LLC #7886		3,047	467	13%	3,514
MINUTECLINIC LLC #7887		3,068	445	13%	3,513
MINUTECLINIC LLC #4415		2,980	529	15%	3,509
MINUTECLINIC LLC #5214		2,999	500	14%	3,499
BAPTIST HEALTH URGENT CARE AT SAWGRASS		2,908	589	17%	3,497
HEALTH FIRST ADVENTHEALTH CENTRA CARE MALABAR		3,150	342	10%	3,492
MINUTECLINIC LLC #1771		2,941	546	16%	3,487
MINUTECLINIC LLC #4458		2,903	562	16%	3,465
MIDWAY SPECIALTY CARE CENTER DIAGNOSTICS	38	3,154	239	7%	3,431
MINUTECLINIC LLC #7225		2,889	529	15%	3,418
MINUTECLINIC LLC # 0514		2,975	436	13%	3,411
AFC PHYSICIANS OF FLORIDA		2,625	781	23%	3,406
MINUTECLINIC LLC #3814		2,890	513	15%	3,403
MEDEXPRESS URGENT CARE - VERO BEACH		2,958	440	13%	3,398
STEWART ROCKLEDGE HOSPITAL	2	3,020	372	11%	3,394
MINUTECLINIC, LLC #4015		2,705	686	20%	3,391
IMMOKALEE CHD		3,155	234	7%	3,389
MEDONE PLLC		2,562	800	24%	3,362

COVID-19: testing by laboratory

Data through Apr 16, 2021 verified as of Apr 17, 2021 at 09:25 AM

Data in this report are provisional and subject to change.

The numbers in the table below represent the number of Florida and non-Florida residents for whom test results were received by the Department of Health. A person can be tested by more than one laboratory and can have both positive and negative results. **Therefore, the sum of the numbers in each column will be larger than the total number of people tested.**

Reporting lab	Inconclusive	Negative	Positive	Percent positive	Total
WALGREEN CO	2	2,957	382	11%	3,341
MINUTECLINIC LLC # 3686		2,833	493	15%	3,326
MINUTECLINIC LLC #3257		2,779	546	16%	3,325
MINUTECLINIC, LLC #3204		2,745	545	17%	3,290
PRIMEHEALTH URGENT CARE INC		2,801	484	15%	3,285
MARION E FETHER MEDICAL CENTER, THE		2,988	280	9%	3,268
BAPTIST HEALTH EMERGENCY CENTER COUNTRY WALK	1	2,765	500	15%	3,266
BMCT Molecular Diagnostics Subsection		2,716	526	16%	3,242
SELECT LABORATORIES - MARION COUNTY, FL LLC	5	2,903	307	10%	3,215
BAPTIST HEALTH - CLAY		2,790	418	13%	3,208
MINUTECLINIC LLC #1055		2,629	571	18%	3,200
MINUTECLINIC LLC #3291		2,716	466	15%	3,182
MINUTECLINIC LLC #3003		2,592	584	18%	3,176
MARINERS HOSPITAL	1	2,858	301	10%	3,160
MEMORIAL HOSPITAL PEMBROKE	3	2,796	360	11%	3,159
ADVENTHEALTH CENTRA CARE CONWAY		2,675	481	15%	3,156
MINUTECLINIC LLC #7973		2,725	424	13%	3,149
GESSLER CLINIC	2	2,170	968	31%	3,140
MINUTECLINIC LLC # 3579		2,592	541	17%	3,133
MINUTECLINIC, LLC #5817		2,597	532	17%	3,129
MINUTECLINIC LLC #3748		2,517	575	19%	3,092
ACCESS POINT HEALTHCARE URGENT & PRIMARY CARE	2	2,392	695	22%	3,089
MINUTECLINIC LLC #3705		2,711	363	12%	3,074
PARAMOUNT URGENT CARE - OVIEDO		2,156	914	30%	3,070
MINUTECLINIC LLC # 7933		2,705	362	12%	3,067
MINUTECLINIC LLC #3255		2,679	359	12%	3,038
MINUTECLINIC LLC #5924		2,601	431	14%	3,032
MEDEXPRESS URGENT CARE CORAL SPRINGS		2,689	333	11%	3,022
MINUTECLINIC LLC #7173		2,613	405	13%	3,018
MEDEXPRESS FORT MYERS		2,618	371	12%	2,989
VA PAIN CLINIC	4	2,867	109	4%	2,980
VETERANS AFFAIRS MEDICAL CENTER - ORLANDO	1	1,343	1,633	55%	2,977
KEYS AHEC SCHOOL MEDICAL CLINIC	15	2,820	133	4%	2,968
MINUTECLINIC LLC #5216		2,548	414	14%	2,962
MINUTECLINIC, LLC (CLINIC 10699)		2,581	379	13%	2,960
MINUTECLINIC LLC #3654		2,458	499	17%	2,957
MEDIQUICK URGENT CARE CENTERS INC		2,233	705	24%	2,938
NXGEN MDX LLC	6	2,596	316	11%	2,918
STONE CLINICAL LABORATORIES		2,790	96	3%	2,886
BAPTIST HEALTH - OAKLEAF		2,424	458	16%	2,882
WALGREENS ORLANDO	3	2,538	340	12%	2,881
MINUTECLINIC LLC #4612		2,341	528	18%	2,869
PHYSICIANS PRIMARY CARE	2	2,587	279	10%	2,868
BLUE MED CONSULTANTS		2,753	109	4%	2,862
HEALTH CARE DISTRICT OF PALM BEACH COUNTY	2	2,622	233	8%	2,857
LAKELAND REGIONAL HEALTH PABLO		2,510	335	12%	2,845

COVID-19: testing by laboratory

Data through Apr 16, 2021 verified as of Apr 17, 2021 at 09:25 AM

Data in this report are provisional and subject to change.

The numbers in the table below represent the number of Florida and non-Florida residents for whom test results were received by the Department of Health. A person can be tested by more than one laboratory and can have both positive and negative results. **Therefore, the sum of the numbers in each column will be larger than the total number of people tested.**

Reporting lab	Inconclusive	Negative	Positive	Percent positive	Total
CAREFAST+	1	2,071	772	27%	2,844
MINUTECLINIC LLC #3648		2,333	504	18%	2,837
MINUTECLINIC LLC #1807		2,379	454	16%	2,833
MINUTECLINIC LLC #4024		2,472	355	13%	2,827
MINUTECLINIC LLC #3285		2,463	364	13%	2,827
BAPTIST HEALTHCARE - GULF BREEZE HOSPITAL	3	2,343	474	17%	2,820
BAY MEDICAL CENTER SACRED HEART HEALTH SYSTEM		2,195	608	22%	2,803
MEDEXPRESS URGENT CARE - CLEWISTON		2,333	459	16%	2,792
MINUTECLINIC LLC #6007		2,395	396	14%	2,791
ADVENT HEALTH - DADE CITY		2,451	337	12%	2,788
MINUTECLINIC LLC #4201		2,418	363	13%	2,781
CELESTA MEDICAL SERVICES LLC DBA - AMERICAN RESEARCH LABS		2,544	236	8%	2,780
CITRUS MEMORIAL HOSPITAL LABORATORY		2,251	509	18%	2,760
MINUTECLINIC LLC #476		2,372	372	14%	2,744
AFC PHYSICIANS OF FLORIDA PA		2,208	536	20%	2,744
SACRED HEART HEALTH SYSTEM, INC	1	1,871	872	32%	2,744
VITRO MOLECULAR LABORATORIES	50	2,492	199	7%	2,741
MINUTECLINIC LLC #1350		2,403	331	12%	2,734
CHARLES AIESI CONSULTING INC	13	2,426	287	11%	2,726
MINUTECLINIC LLC #3635		2,348	368	14%	2,716
MINUTECLINIC LLC #8381		2,356	349	13%	2,705
MINUTECLINIC LLC #1821		2,405	294	11%	2,699
MEDEXPRESS URGENT CARE BOCA RATON		2,435	245	9%	2,680
EMERGENCY PHYSICIANS MEDICAL CENTER		1,548	1,131	42%	2,679
BAPTIST HEALTH SOUTH FLORIDA - MIAMI BEACH URGENT CARE		2,278	397	15%	2,675
JUPITER MEDICAL CENTER URGENT CARE		2,087	582	22%	2,669
AMELIA EXPRESS CARE LLC	10	2,316	334	13%	2,660
DR G'S URGENT CARE		2,305	352	13%	2,657
EMERALD COAST URGENT CARE, LLC	1	1,971	660	25%	2,632
MINUTECLINIC LLC #5157		2,292	335	13%	2,627
DONALD W ROBERTSON DO PA		2,045	573	22%	2,618
MINUTECLINIC LLC #5069		2,187	417	16%	2,604
PATIENTS FIRST - THOMASVILLE ROAD		2,292	279	11%	2,571
ADVENT HEALTH - OCALA		2,124	447	17%	2,571
PARRISH MEDICAL CENTER	1	2,243	309	12%	2,553
JACKSON HOSPITAL CLINICAL LABORATORY		2,221	319	13%	2,540
FLORIDA MEDICAL CLINIC	3	1,165	1,369	54%	2,537
LAKE WALES MEDICAL CENTER INC		2,217	298	12%	2,515
MINUTECLINIC, LLC # 4469		2,210	299	12%	2,509
BOND URGENT CARE LLC		1,888	616	25%	2,504
EMERALD COAST URGENT CARE LLC		1,825	657	26%	2,482
TAMPA COMMUNITY HOSPITAL		2,119	353	14%	2,472
WHOLE FAMILY HEALTH CENTER INC		1,983	455	19%	2,438
PHYSICIANS STAT LAB	3	1,076	1,341	55%	2,420
MINUTECLINIC LLC #1815		2,154	263	11%	2,417
COMMUNITY HEALTH NORTHWEST FLORIDA	4	1,857	554	23%	2,415

COVID-19: testing by laboratory

Data through Apr 16, 2021 verified as of Apr 17, 2021 at 09:25 AM

Data in this report are provisional and subject to change.

The numbers in the table below represent the number of Florida and non-Florida residents for whom test results were received by the Department of Health. A person can be tested by more than one laboratory and can have both positive and negative results. **Therefore, the sum of the numbers in each column will be larger than the total number of people tested.**

Reporting lab	Inconclusive	Negative	Positive	Percent positive	Total
MINUTECLINIC LLC #214		2,030	384	16%	2,414
NCHMD INC		2,027	375	16%	2,402
INTELEX LABS, LLC		2,320	78	3%	2,398
ASCENSION SACRED HEART - GULF		1,845	540	23%	2,385
MEDEXPRESS PORT CHARLOTTE		2,131	253	11%	2,384
MINI ER WATERFORD LAKES, THE		2,035	328	14%	2,363
CORE DIAGNOSTIC LABORATORIES LLC	17	1,999	329	14%	2,345
GENOME LLC	2	2,160	170	7%	2,332
PHYSICIAN ASSOCIATES		2,070	241	10%	2,311
LEE HEALTH - COCONUT POINT CLINICAL LAB	2	1,872	433	19%	2,307
ASSOCIATED PATHOLOGISTS, LLC	3	1,888	395	17%	2,286
MINUTECLINIC LLC #3236		1,946	336	15%	2,282
UNIVERSITY OF NORTH FLORIDA STUDENT HEALTH		2,169	78	3%	2,247
OPTUM LABS LLC	1	2,043	202	9%	2,246
PRIMEHEALTH URGENT CARE	1	1,865	361	16%	2,227
PENSACOLA PEDIATRICS PA	1	2,027	176	8%	2,204
FLOWERS HOSPITAL		1,996	192	9%	2,188
NCH NORTHEAST	7	1,705	451	21%	2,163
BAPTIST HEALTH EMERGENCY CENTER AT WEST CORAL WAY		1,756	406	19%	2,162
MINUTECLINIC LLC #3637		1,738	414	19%	2,152
FIU-HEALTH AUXILIARY LABORATORY	6	1,985	129	6%	2,120
MARTIN HEALTH SYSTEM - ST LUCIE WEST		1,905	193	9%	2,098
MEDICAL CONSULTANTS OF FLORIDA, LLC	2	1,776	312	15%	2,090
LITTLE PINE PEDIATRICS	1	1,773	275	13%	2,049
GENUS3		1,951	74	4%	2,025
DOC SMILEYS URGENT CARE LLC		1,648	367	18%	2,015
BARDMOOR LABORATORY	9	1,692	309	15%	2,010
WILLIAM OWEN PASS PARK		1,738	257	13%	1,995
ARCPPOINT LABS		1,389	599	30%	1,988
STATMED OCALA	7	1,779	192	10%	1,978
GRAVITY DIAGNOSTICS, LLC	6	1,795	176	9%	1,977
ADVANCED MEDICAL OF NAPLES LLC		1,749	207	11%	1,956
DOC SMILEY'S URGENT CARE		1,706	247	13%	1,953
BAYFRONT HEALTH - CITRUS HILLS		1,714	226	12%	1,940
MEDFAST URGENT CARE CENTERS LLC	2	608	1,328	69%	1,938
WHITE WILSON MEDICAL CENTER		562	1,372	71%	1,934
MINUTECLINIC LLC #8927		1,630	291	15%	1,921
MINUTECLINIC LLC		1,672	240	13%	1,912
MINUTECLINIC LLC #5187		1,643	244	13%	1,887
BROWNWOOD CARE CENTER		1,645	229	12%	1,874
MINUTECLINIC, LLC #3245		1,515	350	19%	1,865
LABORATORY SPECIALISTS OF MICHIGAN		1,533	327	18%	1,860
BIO-TECH CLINICAL LABORATORIES INC		1,605	242	13%	1,847
MIAMI JEWISH HEALTH SYSTEMS		1,771	75	4%	1,846
GENESIS LABORATORY MANAGEMENT	14	1,573	244	13%	1,831
KETAMINE HEALTH CENTERS LLC	1	1,661	152	8%	1,814

COVID-19: testing by laboratory

Data through Apr 16, 2021 verified as of Apr 17, 2021 at 09:25 AM

Data in this report are provisional and subject to change.

The numbers in the table below represent the number of Florida and non-Florida residents for whom test results were received by the Department of Health. A person can be tested by more than one laboratory and can have both positive and negative results. **Therefore, the sum of the numbers in each column will be larger than the total number of people tested.**

Reporting lab	Inconclusive	Negative	Positive	Percent positive	Total
NEIGHBORHOOD MEDICAL CENTER INC	17	1,597	185	10%	1,799
READY RESPONDERS FLORIDA, PLLC		1,551	246	14%	1,797
ED FRASER MEMORIAL HOSPITAL		1,516	249	14%	1,765
IGENOMIX USA LLC	51	1,547	162	9%	1,760
RIVER TOWN DIAGNOSTIC LLC		1,470	286	16%	1,756
SPARROW HEALTHCARE	2	1,490	254	15%	1,746
TOM LEE COMMUNITY HEALTH CENTER	1	1,197	546	31%	1,744
Community_Health		1,533	199	11%	1,732
NORTH SHORE LONG ISLAND JEWISH HEALTH	1	1,637	90	5%	1,728
PROJECT HEALTH, INC SUMTERVILLE	5	1,394	306	18%	1,705
OPTUMCARE FLORIDA LLC		1,410	295	17%	1,705
JW PLASTIC SURGERY		1,449	244	14%	1,693
HEALTH CENTRAL CLINICAL LABORATORY		1,500	192	11%	1,692
LABTECH DIAGNOSTIC		1,397	291	17%	1,688
PROHEALTH MEDICAL CLINIC		1,045	637	38%	1,682
PATIENTS FIRST LAKE ELLA MEDICAL CENTER		1,507	161	10%	1,668
SHELL POINT NURSING PAVILION	1	1,591	76	5%	1,668
SUNRISE URGENT CARE ASSOCIATES LLC D/B/A	9	1,146	490	30%	1,645
ER QUICKCARE PL		1,413	225	14%	1,638
ELLENTON URGENT CARE		1,379	234	15%	1,613
BAPTIST HEALTH SOUTH FLORIDA - KEY BISCANE URGENT CARE EXPRESS		1,415	193	12%	1,608
OPTEO LABORATORY		1,569	35	2%	1,604
FLORIDA DEPARTMENT OF HEALTH IN POLK COUNTY	2	1,219	380	24%	1,601
MEDEXPRESS URGENT CARE - JAX ATLANTIC BLVD		1,377	216	14%	1,593
VRL EUROFINIS		1,551	40	3%	1,591
ASSURANCE SCIENTIFIC LABORATORIES	1	1,295	283	18%	1,579
QUICK CARE MED		1,264	311	20%	1,575
MELBOURNE MEDICAL LABORATORY	2	1,367	204	13%	1,573
FIRST QUALITY LABORATORY		1,473	99	6%	1,572
BAPTIST HEALTH SOUTH FLORIDA - COUNTRY WALK URGENT CARE EXPRESS		1,327	244	16%	1,571
PEDIATRIC HEALTH CARE ALLIANCE - NORTHDAL		1,429	138	9%	1,567
UNIVERSITY OF ALABAMA AT BIRMINGHAM		1,496	48	3%	1,544
BIOCERNA LLC	9	1,365	166	11%	1,540
PARAMOUNT URGENT CARE - CLERMONT		870	664	43%	1,534
ADVENTHEALTH CENTRA CARE TRINITY		1,320	206	13%	1,526
BROAD INSTITUTE CLINICAL SEQUENCING RESEARCH PLATFORM	14	1,454	52	3%	1,520
INNOVATIVE TRANSFUSION MEDICINE, INC	11	1,325	179	12%	1,515
CAREMED CLINIC LLC	1	1,203	300	20%	1,504
ST ANNES NURSING CENTER		1,465	33	2%	1,498
PARAMOUNT URGENT CARE VILLAGES		953	540	36%	1,493
BAPTIST HEALTHCARE - JAY HOSPITAL	3	1,104	373	25%	1,480
CAREFAST MURABELLA		978	499	34%	1,477
APALACHEE CORRECTIONAL INSTITUTION EAST UNIT		1,449	26	2%	1,475
UHEALTH CLINIC AT WALGREENS		1,192	277	19%	1,469
MYTEST DIAGNOSTICS		1,385	69	5%	1,454
SMA LAB	12	1,282	158	11%	1,452

COVID-19: testing by laboratory

Data through Apr 16, 2021 verified as of Apr 17, 2021 at 09:25 AM

Data in this report are provisional and subject to change.

The numbers in the table below represent the number of Florida and non-Florida residents for whom test results were received by the Department of Health. A person can be tested by more than one laboratory and can have both positive and negative results. **Therefore, the sum of the numbers in each column will be larger than the total number of people tested.**

Reporting lab	Inconclusive	Negative	Positive	Percent positive	Total
ADVANCE MEDICAL OF NAPLES		327	1,124	77%	1,451
NYU HOSPITALS CENTER CLINICAL LABORATORIES		1,404	46	3%	1,450
PALM BAY HOSPITAL CLINICAL LABORATORY		1,061	385	27%	1,446
TREASURE COAST MEDICAL ASSOCIATES INC		747	697	48%	1,444
UHEALTH DEERFIELD BEACH/UMSYLVESTER DEERFIELD BEACH LABORATORY	3	1,380	55	4%	1,438
EUROFINS NTD, LLC		1,390	45	3%	1,435
ABSOLUTE GENOMICS	2	1,211	221	15%	1,434
TEMPUS CLINICAL LABORATORY	10	1,263	153	11%	1,426
PATIENTS CHOICE LABORATORIES		831	592	42%	1,423
CREEKSIDE CARE CENTER	1	1,229	180	13%	1,410
COASTAL LABORATORIES	1	1,120	287	20%	1,408
PRIMARY CARE SOUTH INC		920	477	34%	1,397
AMELIA EXPRESS CARE	1	772	618	44%	1,391
ASCENSION ST VINCENT'S - SOUTHSIDE		1,308	49	4%	1,357
ADDICTION LABS OF AMERICA	3	1,268	80	6%	1,351
VAVA PARTNERS LLC		528	821	61%	1,349
NORTH VISTA HOSPITAL LABORATORY		1,141	202	15%	1,343
LAB24 INC	3	643	676	51%	1,322
XPRESS URGENT CARE	4	1,106	200	15%	1,310
AMERICAN SCIENTIFIC LABORATORIES LLC		1,286	19	1%	1,305
HOLIDAY CVS LLC DBA CVSPHARMACY #5155		1,228	64	5%	1,292
LPG COCONUT POINT		1,075	214	17%	1,289
PROJECT HEALTH INC	4	1,097	187	15%	1,288
PALM BEACH ATLANTIC UNIVERSITY		1,242	43	3%	1,285
PALM HARBOR PHARMACY		1,115	168	13%	1,283
NAPLES URGENT CARE	1	830	437	34%	1,268
COLLIER URGENT CARE CENTERS CREEKSIDE		1,121	144	11%	1,265
NORTH FLORIDA PEDIATRICS - LAKE CITY		1,041	219	17%	1,260
SOLARIS HEALTHCARE PALATKA		1,153	104	8%	1,257
ST PETERSBURG PEDIATRICS	1	1,132	123	10%	1,256
NORTH FLORIDA PEDIATRICS-TALLAHASSEE	1	1,145	103	8%	1,249
STAGEZERO LIFE SCIENCES INC	4	1,141	104	8%	1,249
GROWING TOGETHER PEDIATRICS LLC		1,179	67	5%	1,246
CARENOW URGENT CARE - FORT PIERCE		890	356	29%	1,246
ADVANCED DIAGNOSTIC LABORATORY		1,195	47	4%	1,242
PEDIATRICS OF CENTRAL FLORIDA PA	20	1,152	64	5%	1,236
PROFESSIONAL HEALTH EXAMINERS DBA PROHEALTH	1	994	225	18%	1,220
USF MORSANI CENTER FOR ADVANCED HEALTH CARE		1,072	148	12%	1,220
ACCESS MEDICAL LABS		747	470	39%	1,217
CLINICORE		1,124	91	7%	1,215
COASTAL PEDIATRIC GROUP		1,052	158	13%	1,210
EPN URGENT CARE NAPLES	2	792	407	34%	1,201
ARCPPOINT LABS OF CORAL SPRINGS FL		992	201	17%	1,193
CATALYST WALK IN CLINIC		929	234	20%	1,163
MINUTE CLINIC INCORPORATE		1,108	42	4%	1,150
CAPSTONE HEALTHCARE		802	330	29%	1,132

COVID-19: testing by laboratory

Data through Apr 16, 2021 verified as of Apr 17, 2021 at 09:25 AM

Data in this report are provisional and subject to change.

The numbers in the table below represent the number of Florida and non-Florida residents for whom test results were received by the Department of Health. A person can be tested by more than one laboratory and can have both positive and negative results. **Therefore, the sum of the numbers in each column will be larger than the total number of people tested.**

Reporting lab	Inconclusive	Negative	Positive	Percent positive	Total
PENSACOLA PEDIATRICS PA - TIGER POINT	24	988	120	11%	1,132
CAPE CANAVERAL HOSPITAL		837	292	26%	1,129
VERITAS GENETICS	61	945	119	11%	1,125
STEWART REFERENCE LABORATORY	1	611	511	46%	1,123
EMERALD COAST PEDIATRICS		1,058	57	5%	1,115
TYNDALL AIR FORCE BASE		902	210	19%	1,112
INTERLACHEN PEDIATRICS PA		1,046	60	5%	1,106
INTERLACHEN PEDIATRICS		1,062	43	4%	1,105
GENEIQ		1,039	64	6%	1,103
PRIMARY CARE OF THE TREASURE COAST		963	134	12%	1,097
FISHERMENS HOSPITAL CLINICAL LAB		1,004	93	8%	1,097
EAST LAKE PEDIATRICS		968	128	12%	1,096
XYZ LABORATORY	8	942	146	13%	1,096
PROFESSIONAL HEALTH EXAMINERS		938	148	14%	1,086
HALIFAX MEDICAL CENTER-PORT ORANGE LAB		920	149	14%	1,069
HENDRY REGIONAL MEDICAL CENTER CLINICAL LABORATORY		809	258	24%	1,067
SPEARHEAD MEDICAL		967	99	9%	1,066
AMERICAN FAMILY CARE PENSACOLA WEST		533	533	50%	1,066
RAINBOW RIVER MEDICAL LABORATORY		978	83	8%	1,061
MINUTECLINIC, LLC DBA MINUTECLINIC #4717		1,012	42	4%	1,054
LENCO MEDICAL LABORATORY		996	56	5%	1,052
MEDLAB DIAGNOSTICS, LLC		960	74	7%	1,034
BETHESDA HEALTH URGENT CARE		878	156	15%	1,034
WOODLANDS MEDICAL SPECIALISTS		753	262	26%	1,015
NORTH OKALOOSA MEDICAL CENTER		671	341	34%	1,012
VRL EUROFINs - DALLAS		996	13	1%	1,009
THE HEALTH CENTER OF PLANT CITY		932	77	8%	1,009
PHAROS HEALTH		756	252	25%	1,008
VERITOR		850	158	16%	1,008
ADVENTHEALTH EXPRESS CARE AT WALGREENS		875	131	13%	1,006
ALTAMONTE MD		783	218	22%	1,001
CLARITY LABS		896	103	10%	999
LAKELAND REGIONAL HEALTH - PWC/OB		36	954	96%	990
NORTH FLORIDA PEDIATRICS PA - SUWANNEE	3	857	129	13%	989
BAPTIST HEALTH - MD ANDERSON CANCER CENTER		969	5	1%	974
CARE ONE OF FLORIDA LLC		687	285	29%	972
CHILDRENS MEDICAL ASSOCIATION		884	88	9%	972
COVANCE CLINICAL RESEARCH UNIT INC		946	26	3%	972
6TH MEDICAL GROUP - MCDILL AFB	1	913	52	5%	966
C.W. BILL YOUNG VA MEDICAL CENTER	1	22	943	98%	966
LOOP PEDIATRICS PA	3	810	152	16%	965
VIERA HOSPITAL, INC		777	188	19%	965
UNIVERSITY OF WEST FLORIDA STUDENT HEALTH SERVICES	1	836	127	13%	964
HISTOPATHOLOGY SERVICES, LLC		854	107	11%	961
NORTH FLORIDA MEDICAL GROUP		806	152	16%	958
FAST TRACK URGENT CARE CENTER		4	953	100%	957

COVID-19: testing by laboratory

Data through Apr 16, 2021 verified as of Apr 17, 2021 at 09:25 AM

Data in this report are provisional and subject to change.

The numbers in the table below represent the number of Florida and non-Florida residents for whom test results were received by the Department of Health. A person can be tested by more than one laboratory and can have both positive and negative results. **Therefore, the sum of the numbers in each column will be larger than the total number of people tested.**

Reporting lab	Inconclusive	Negative	Positive	Percent positive	Total
CYPRESS VILLAGE	1	929	25	3%	955
MOLECULAR TESTING LABS		862	89	9%	951
BREVARD HEALTH ALLIANCE INC, THE		899	52	5%	951
NORTH SHORE LIJ URGENT CARE PC		884	55	6%	939
ENCOMPASS HEALTH		915	22	2%	937
CVS HEALTH		739	198	21%	937
NORTH FLORIDA PEDIATRICS PA	2	815	116	12%	933
BREVARD HEALTH ALLIANCE		647	285	31%	932
INTEGRITY LABORATORIES, LLC	4	761	165	18%	930
TACACHALE CLINICAL LABORATORY	1	876	49	5%	926
JACKSONVILLE BEACH PEDIATRIC CARE CENTER		857	66	7%	923
DEPARTMENT OF CLINICAL LABS	1	900	20	2%	921
GENE TOX WORLDWIDE	60	736	125	14%	921
CONSULATE HEALTH CARE OF NEW PORT RICHEY	2	790	126	14%	918
DOCTOR'S MEMORIAL HOSPITAL		751	165	18%	916
LEE COUNTY EMERGENCY MEDICAL SERVICE	1	788	123	13%	912
ABBOTT LABORATORIES		791	118	13%	909
PENSACOLA PEDIATRICS	2	811	92	10%	905
SPRING HILL HEALTH AND REHABILITATION CENTER		874	25	3%	899
24 HOUR PEDIATRIC CARE CENTER	4	830	61	7%	895
FAMILY HEALTH CENTERS OF SOUTHWEST FLORIDA INC		798	95	11%	893
Point of Care Testing	1	125	767	86%	893
REDI MED LLC		719	167	19%	886
FG RAPID RESULTS	5	528	348	40%	881
LAB DOCTOR		768	110	13%	878
DAIRY ROAD URGENT CARE	2	733	138	16%	873
NCHMD, INC SOUTHEAST IMMEDIATE CARE		679	194	22%	873
COASTAL PHYSICIANS, LLC		702	166	19%	868
EAST LAKE PEDIATRICS PA		792	75	9%	867
PALM GARDEN OF PORT SAINT LUCIE		855	11	1%	866
CALHOUN LIBERTY HOSPITAL		694	167	19%	861
SOLARIS HEALTHCARE CHARLOTTE HARBOR		807	52	6%	859
Tampa Lakes Health and Rehabilitation Center	2	782	73	9%	857
MIDWAY SPECIALLY CARE CENTER	3	630	222	26%	855
CRUCIAL CARE EMERGENCY MEDICINE DOCTORS		683	169	20%	852
Victoria Nursing and Rehabilitation Center		798	54	6%	852
MINUTECLINIC LLC, #10357		846	6	1%	852
FAMILY HEALTH CENTERS OF SWF LABS	2	741	107	13%	850
AUGUSTUS LABS LLC		696	148	18%	844
Fernandina Beach Rehabilitation and Nursing Center	1	824	19	2%	844
BERNHARDT LABORATORIES	2	762	79	9%	843
PRIMARY CARE SERVICES AT ST ANDREWS ESTATES		834	1	0%	835
CENTRAL FLORIDA HEALTH CARE INC		714	118	14%	832
ANY LAB TEST NOW	1	565	265	32%	831
PALACE NURSING HOME & REHAB CENTER		789	40	5%	829
CLINICAL PATHOLOGY LABS INC		742	85	10%	827

COVID-19: testing by laboratory

Data through Apr 16, 2021 verified as of Apr 17, 2021 at 09:25 AM

Data in this report are provisional and subject to change.

The numbers in the table below represent the number of Florida and non-Florida residents for whom test results were received by the Department of Health. A person can be tested by more than one laboratory and can have both positive and negative results. **Therefore, the sum of the numbers in each column will be larger than the total number of people tested.**

Reporting lab	Inconclusive	Negative	Positive	Percent positive	Total
FLORIDA GULF COAST UNIVERSITY		627	196	24%	823
PEBBLEBROOK PHARMACY	1	689	131	16%	821
PRIMARY CARE SERVICES AT INDIAN RIVER ESTATES		792	25	3%	817
FLORIDA HOSPITAL ORLANDO		743	74	9%	817
LIFE CARE CENTER OF NEW PORT RICHEY		778	37	5%	815
ASAP LABS LLC	7	655	151	19%	813
ASCENSION ST VINCENT'S - CLAY		775	35	4%	810
SOUTHEAST ALABAMA MEDICAL CENT		750	56	7%	806
DYNIX DIAGNOSTICS	2	528	275	34%	805
FLAGLER COUNTY HEALTH DEPARTMENT	3	622	177	22%	802
GOLDEN GATE FAMILY CLINIC		332	469	59%	801
AMERICAN MEDICAL RESPONSE		793	8	1%	801
MILLER BIOCONNECT		726	72	9%	798
POINT WASHINGTON MEDICAL CLINIC	1	588	209	26%	798
NITE LITE PEDIATRICS		234	564	71%	798
TELESCOPE HEALTH LLC	4	671	121	15%	796
EXPRESS PHARMACY		738	57	7%	795
NONE		308	487	61%	795
RESTORE HEALTH URGENT CARE		636	153	19%	789
VITAS HEALTHCARE CORPORATION OF FLA	1	781	5	1%	787
PEDIATRIC HEALTHCARE ALLIANCE		739	46	6%	785
GULF COAST VILLAGE		740	41	5%	781
AFC URGENT CARE CLEARWATER	1	171	604	78%	776
ADVENTHEALTH MEDICAL GROUP PROMPT CARE		555	218	28%	773
VENICE REGIONAL BAYFRONT HEALTH (PULMONARY)		637	134	17%	771
MOORINGS PARK INSTITUTE, INC, THE		736	30	4%	766
KENDALL HEALTHCARE PROPERTIES DBA	2	733	28	4%	763
WILLOWBROOKE COURT AT EDGEWATER POINTE ESTATES		753	9	1%	762
ETHOS WELLNESS PHARMACY		710	49	6%	759
WHITE-WILSON MEDICAL CENTER - FORT WALTON BEACH		735	23	3%	758
PALM GARDEN OF VERO BEACH		708	48	6%	756
NORTH FL SOUTH GA HCS-LAKE CITY		734	20	3%	754
Southern Oaks Care Center	1	715	38	5%	754
CITY MEDICAL OF NEW JERSEY, PC		683	69	9%	752
NORTHEAST FLORIDA NEUROLOGY CLINICS, INC		637	113	15%	750
ORLANDO HEALTH AND REHAB CENTER		705	45	6%	750
BOND AND STEELE CLINIC PA		537	207	28%	744
SANTA ROSA MEDICAL GROUP		575	167	23%	742
MEDICAL CENTER OF DELTONA, INC		635	106	14%	741
ADVENT HEALTH LAB - ORLANDO		434	307	41%	741
PHYSICIANS STAT LAB INC		647	91	12%	738
BOCA GRANDE HEALTH CLINIC		698	40	5%	738
MAIN STREET MEDICAL CENTER		208	529	72%	737
BOND CLINIC PA PEDIATRICS DEPT		685	51	7%	736
BRISTOL AT TAMPA, THE	4	707	13	2%	724
CARITHERS PEDIATRIC GROUP		667	57	8%	724

COVID-19: testing by laboratory

Data through Apr 16, 2021 verified as of Apr 17, 2021 at 09:25 AM

Data in this report are provisional and subject to change.

The numbers in the table below represent the number of Florida and non-Florida residents for whom test results were received by the Department of Health. A person can be tested by more than one laboratory and can have both positive and negative results. **Therefore, the sum of the numbers in each column will be larger than the total number of people tested.**

Reporting lab	Inconclusive	Negative	Positive	Percent positive	Total
DISNEY COVID TEST SITE		703	15	2%	718
Crestview Rehabilitation Center	5	583	129	18%	717
MOUNT SINAI LABORATORY		681	35	5%	716
ORANGE BLOSSOM FAMILY HEALTH		680	36	5%	716
TOTAL RENAL LABORATORIES INC DBA DAVITA LABS		609	104	15%	713
J AND G MEDICAL GROUP LLC		584	127	18%	711
PEDIATRIC HEALTHCARE ALLIANCE PA		652	57	8%	709
LIFE CARE CENTER OF PENSACOLA		659	49	7%	708
GRAND COURT TAMPA		701	4	1%	705
WHITE WILSON MEDICAL CENTER PA - NAVARRE		579	123	18%	702
BHA CENTRAL COUNTY CLINIC		622	74	11%	696
PREMIER MEDICAL LABORATORY SERVICES	2	468	225	32%	695
BUFFALO CROSSING HEALTHCARE & REHABILITATION CTR		679	16	2%	695
NCH HEALTHCARE SYSTEM MICROBIOLOGY LAB		2	690	100%	692
LIFE CARE CENTER OF ORANGE PARK		659	32	5%	691
ARTHREX MEDICAL CENTER	1	553	136	20%	690
MANOR PINES CONVALESCENT CENTER LLC	1	666	23	3%	690
GULF COAST MOLECULAR LABORATORIES	13	571	104	15%	688
THE PRESERVE		677	10	1%	687
SUWANNEE HEALTH AND REHABILITATION CENTER		682	5	1%	687
JOHN KNOX VILLAGE HEALTH CENTER		655	27	4%	682
NATURE COAST MEDICAL GROUP		562	118	17%	680
MEDICAL FP – WHOLE FAMILY HEALTH CENTER		557	120	18%	677
FORT MYERS INTERNAL MEDICINE, LLC		609	65	10%	674
TREE HOUSE PEDIATRICS PLLC		606	68	10%	674
MEDONE URGENT CARE CENTER		449	223	33%	672
MINI ER ADULT AND PEDIATRIC URGENT CARE		574	98	15%	672
MANOR CARE HEALTH SERVICES - FT MYERS		646	26	4%	672
DIAMOND RIDGE HEALTH AND REHABILITATION		635	35	5%	670
CLINICAL ENTERPRISE, INC		649	21	3%	670
BALDWIN PEDIATRICS	1	637	31	5%	669
VETERANS AFFAIRS MEDICAL CENTER	1	45	619	93%	665
EDEN SPRINGS NURSING AND REHAB CENTER		553	111	17%	664
HOLMES REGIONAL MEDICAL CENTER		11	652	98%	663
CLEWISTON NURSING AND REHABILITATION CENTER		647	14	2%	661
ST JOHN'S NURSING CENTER		637	24	4%	661
MEDONE URGENT CARE AT ST. AUGUSTINE		225	433	66%	658
RAINBOW PEDIATRIC CENTER PA		617	40	6%	657
POINT OF CARE TESTING SITE		630	26	4%	656
NCH HEALTHCARE BONITA		516	140	21%	656
PALM GARDEN OF CLEARWATER		637	18	3%	655
GOLDEN GLADES NURSING & REHABILITATION CTR		636	19	3%	655
CHILDRENS CLINIC WEST FLORIDA PEDIATRICS		597	53	8%	650
MAVERICK LABS		461	189	29%	650
MAYFLOWER ASSISTED LIVING		641	7	1%	648
LIFE CARE CENTER OF HILLIARD		626	22	3%	648

COVID-19: testing by laboratory

Data through Apr 16, 2021 verified as of Apr 17, 2021 at 09:25 AM

Data in this report are provisional and subject to change.

The numbers in the table below represent the number of Florida and non-Florida residents for whom test results were received by the Department of Health. A person can be tested by more than one laboratory and can have both positive and negative results. **Therefore, the sum of the numbers in each column will be larger than the total number of people tested.**

Reporting lab	Inconclusive	Negative	Positive	Percent positive	Total
CLIFFORD CHESTER SIMS STATE VETERANS		635	12	2%	647
VITAS HEALTHCARE CORP OF CENTRAL FL		622	25	4%	647
WILLOW BROOKE COURT AT INDIAN RIVER ESTATES		599	45	7%	644
Signature HealthCare Center of Waterford		609	35	5%	644
MID-FLORIDA PATHOLOGY		480	164	25%	644
NSPIRE HEALTHCARE MIAMI LAKES	8	614	15	2%	637
EMERALD SHORES HEALTH AND REHABILITATION		537	97	15%	634
SAINTS 120 LLC	1	597	34	5%	632
PHYSICIANS PRIMARY CARE LAB	1	552	77	12%	630
WATSON THERAPEUTICS INC	1	592	33	5%	626
VETERANS AFFAIRS MEDICAL CENTER - JAMES A HALEY			624	100%	624
OCALA FAMILY MEDICAL CENTER INC	2	540	77	12%	619
SEBASTIAN RIVER MEDICAL CENTER	3	441	175	28%	619
SHORE ACRES CARE CENTER		578	40	6%	618
CONSULATE HEALTHCARE OF VERO BEACH	14	520	83	13%	617
SEMINOLE NURSING PAVILION		608	8	1%	616
BALDOMERO LOPEZ STATE VETERANS NURSING HOME	2	608	5	1%	615
QUOTIENT SCIENCES		593	20	3%	613
SABAL PALMS HEALTH AND REHAB		560	53	9%	613
BAPTIST PRIMARY CARE	2	494	115	19%	611
HOLY CROSS HOSPITAL		12	598	98%	610
RUSKIN HEALTH CENTER	1	376	231	38%	608
CONTINENTAL CLINICAL RESEARCH, LLC		538	70	12%	608
DXTERITY DIAGNOSTICS	2	568	37	6%	607
HEARTLAND PEDIATRICS OF LAKE WALES		547	57	9%	604
MANOR CARE NURSING CENTER OF SARASOTA FL LLC		517	87	14%	604
SIGNATURE HEALTHCARE OF BROOKWOOD GARDENS		594	9	1%	603
CHURCH OF SCIENTOLOGY FLAG SERVICE ORGANIZATION		588	14	2%	602
HMA SANTA ROSA MEDICAL CENTER LLC DBA		480	122	20%	602
AMERICA'S PHARMACY LLC		531	71	12%	602
LIFEBRITE	2	384	216	36%	602
VALENCIA HILLS HEALTH AND REHABILITATION CENTER		588	14	2%	602
DASCENA, INC	3	537	60	10%	600
PATIENTS FIRST - MAHAN DRIVE		164	436	73%	600
CHILDRENS MEDICAL ASSOCIATION PA		532	68	11%	600
PALM GARDEN OF TAMPA		570	29	5%	599
AFC URGENT CARE FAMILY CARE			599	100%	599
EXPRESS URGENT CARE LLC		1	594	100%	595
HARBOUR HEALTH CENTER		577	17	3%	594
BROOKDALE FORT MYERS CYPRESS LAKE		590	2	0%	592
SOLARIS HEALTHCARE LAKE CITY		489	102	17%	591
THERADOC		152	439	74%	591
VILLA MARIA NURSING & REHAB CENTER INC	1	571	16	3%	588
ADVENT HEALTH - DELTONA ER		487	98	17%	585
FHMG FLORIDA HOSPITAL MEDICAL GROUP		541	43	7%	584
SHORELINE PHYSICIAN GROUP		364	220	38%	584

COVID-19: testing by laboratory

Data through Apr 16, 2021 verified as of Apr 17, 2021 at 09:25 AM

Data in this report are provisional and subject to change.

The numbers in the table below represent the number of Florida and non-Florida residents for whom test results were received by the Department of Health. A person can be tested by more than one laboratory and can have both positive and negative results. **Therefore, the sum of the numbers in each column will be larger than the total number of people tested.**

Reporting lab	Inconclusive	Negative	Positive	Percent positive	Total
PIONEER CLINICAL LAB LLC		475	108	19%	583
APLS SERVICES LLC D/B/A CLEAR DIAGNOSTICS	13	560	9	2%	582
Plantation Bay Rehabilitation Center		558	24	4%	582
UNIVERSITY OF TAMPA INC, THE		561	21	4%	582
MICHAEL A MIDDLETON MD PA□		546	31	5%	577
PALMETTO FAMILY HEALTHCARE	1	373	203	35%	577
PALM GARDEN OF OCALA		478	99	17%	577
PRINCIPLE LABORATORY	8	552	16	3%	576
URGENT CARE EXPRESS LLC		234	339	59%	573
MEDICAL VB		451	121	21%	572
TENNESSEE DOH - NASHVILLE	2	504	66	12%	572
NAPLES CHILDREN'S URGENT CARE		501	70	12%	571
E-LAB OF FLORIDA		519	50	9%	569
SOUTHERN LABORATORY SERVICES OF NWF		530	38	7%	568
ECCOLAB GROUP	1	148	418	74%	567
FLORIDA HOSPITAL WAUCHULA		423	144	25%	567
WELL-BEING MEDICAL CENTER PLLC		514	52	9%	566
INTERNAL MEDICINE & PEDIATRICS OF TAMPA BAY PA		489	76	13%	565
PREMIER MEDICAL CENTER LLC	11	524	28	5%	563
HOPE HOSPICE AND COMMUNITY SERVICES INC	14	528	21	4%	563
FOUNTAIN MANOR HEALTH AND REHAB CENTER	1	541	20	4%	562
HEALTH CENTER AT BRENTWOOD	1	514	46	8%	561
NEMOURS CHILDREN'S HOSPITAL		453	108	19%	561
FLORIDA HOSPITAL MEDICAL GROUP		333	228	41%	561
AFC URGENT CARE		157	404	72%	561
AFC URGENT CARE SEMINOLE	1		560	100%	561
FLORIDA DEPARTMENT OF HEALTH IN CALHOUN COUNTY		426	133	24%	559
MANOR OAKS NURSING & REHAB CENTER	5	550	2	0%	557
DOH - INDIAN RIVER		465	90	16%	555
The Sands at South Beach		549	4	1%	553
PALM GARDEN OF JACKSONVILLE□	2	471	80	14%	553
AFC URGENT CARE TYRONE		4	549	99%	553
VETERANS AFFAIRS MEDICAL CENTER - GAINESVILLE		3	548	99%	551
ARCPPOINTS LABS		482	67	12%	549
VETERANS AFFAIRS MEDICAL CENTER - BAY PINES		18	530	97%	548
NEW YORK HOSPITAL LABORATORIES	1	533	14	3%	548
CARE ONE OF FLORIDA	1	388	158	29%	547
The Manor at Blue Water Bay		487	60	11%	547
VITAE DIAGNOSTICS		534	13	2%	547
NCF DIAGNOSTICS & DNA TECHNOLOGIES	15	213	318	58%	546
RICARDO NAVARRO DO PA		464	81	15%	545
COASTAL URGENT CARE		428	116	21%	544
THE PALACE AT HOMESTEAD	1	521	21	4%	543
DOCTORS CENTER,THE		432	111	20%	543
FIRST CHOICE PEDIATRICS		434	104	19%	538
MEMORIAL PEMBROKE 24/7 CARE CENTER		413	124	23%	537

COVID-19: testing by laboratory

Data through Apr 16, 2021 verified as of Apr 17, 2021 at 09:25 AM

Data in this report are provisional and subject to change.

The numbers in the table below represent the number of Florida and non-Florida residents for whom test results were received by the Department of Health. A person can be tested by more than one laboratory and can have both positive and negative results. **Therefore, the sum of the numbers in each column will be larger than the total number of people tested.**

Reporting lab	Inconclusive	Negative	Positive	Percent positive	Total
WEST GABLES HEALTH CARE CENTER		525	11	2%	536
FLOMEDILAB		300	235	44%	535
SANDBAY URGENT CARE		433	100	19%	533
NURSING PLUS OF BROWARD LLC	1	509	22	4%	532
LAUDERDALE NURSING CENTER LLC	1	508	19	4%	528
MEDICAL CENTER CLINIC-IMMEDIATE CARE	1	423	104	20%	528
MED FAST URGENT CARE CENTER		260	268	51%	528
CITRUS NURSING CENTER LLC		480	47	9%	527
RIVER GARDEN HEBREW HOME FOR THE AGED		471	56	11%	527
JACKSON MEMORIAL PERDUE MEDICAL CENTER		498	28	5%	526
JACKSON MEMORIAL LONG TERM CARE CENTER		492	32	6%	524
LIFE CARE CENTER OF PALM BAY□		490	28	5%	518
DBI HEALTH INC		502	15	3%	517
STEWART SEBASTIAN RIVER MEDICAL CENTER		460	57	11%	517
ADVENTHEALTH MEDICAL GROUP PROMPT CAR	1	379	136	26%	516
FLORIDA DEPARTMENT OF HEALTH CLAY COUNTY	1	417	98	19%	516
ENZO CLINICAL LABS INC	3	486	26	5%	515
HILLCREST HEALTH CARE & REHABILITATION CENTER	3	496	15	3%	514
BENTON PEDIATRICS INC		460	54	11%	514
MEDFAST URGENT CARE CENTERS		231	283	55%	514
CHAUTAUQUA REHABILITATION AND NURSING CENTER		502	10	2%	512
Palm Garden of Largo		507	4	1%	511
Good Samaritan Society Kissimmee Village		446	65	13%	511
LITTLE PINE PEDIATRICS PLLC	3	446	61	12%	510
PALM GARDEN OF WINTER HAVEN	3	491	16	3%	510
SUNSHINE URGENT CARE LLC		356	154	30%	510
ANCIENT CITY PEDIATRICS	1	489	20	4%	510
HOSPICE OF THE FLORIDA SUNCOAST,THE		504	5	1%	509
SUSANNA WESLEY HEALTH CENTER		472	37	7%	509
ST CLOUD REGIONAL MEDICAL CENTER CLINICAL LAB		394	113	22%	507
HERON POINTE HEALTH AND REHABILITATION	1	503	3	1%	507
BROWARD PARTNERSHIP	6	492	8	2%	506
ADVENT HEALTH - WESTCHASE ER		437	68	13%	505
CARENOW	2	284	218	43%	504
ORLANDO HEALTH CENTER FOR REHABILITATION		490	14	3%	504
ADDINGTON PLACE AT WELLINGTON GREEN		493	11	2%	504
MANOR AT CARPENTERS		468	32	6%	500
SOLARIS HEALTHCARE OSCEOLA		474	25	5%	499
CLINICAL PATHOLOGY LABS		388	111	22%	499
GANDY CROSSING CARE CENTER	1	482	16	3%	499
ASCEND CLINICAL	7	415	76	15%	498
FLO-MEDILAB SERVICES LLC		194	303	61%	497
NORTH FLORIDA RETIREMENT VILLAGE		494	3	1%	497
PARKLANDS FACILITY INC	4	451	42	8%	497
PW WINDERMERE SUBTENANT LLC		492	3	1%	495
Solaris Healthcare Daytona	2	443	47	10%	492

COVID-19: testing by laboratory

Data through Apr 16, 2021 verified as of Apr 17, 2021 at 09:25 AM

Data in this report are provisional and subject to change.

The numbers in the table below represent the number of Florida and non-Florida residents for whom test results were received by the Department of Health. A person can be tested by more than one laboratory and can have both positive and negative results. **Therefore, the sum of the numbers in each column will be larger than the total number of people tested.**

Reporting lab	Inconclusive	Negative	Positive	Percent positive	Total
MAGNOLIA FAMILY URGENT CARE		444	47	10%	491
GOOD SAMARITAN CENTER		487	3	1%	490
Quest Diag Unspecifd	1	325	162	33%	488
ORLANDO VA MEDICAL CENTER		2	486	100%	488
MEDIPATH		57	427	88%	484
FAIRWAY OAKS CENTER LLC	6	471	6	1%	483
MEMPHIS PATHOLOGY LABORATORY	5	455	23	5%	483
Ocala Health and Rehabilitation Center		461	22	5%	483
FLORIDA HOSPITAL HEARTLAND MED CTR LAKE PLACID		374	109	23%	483
STARKE FAMILY MEDICAL CENTER		391	92	19%	483
NEW PLANT CITY FAMILY CARE	1	263	218	45%	482
Cypress Cove Care Center		382	100	21%	482
PORT SAINT LUCIE HOSPITAL		473	9	2%	482
HARTS HARBOR HEALTH CARE CENTER		457	24	5%	481
PALM GARDEN OF ORLANDO		446	34	7%	480
QUALITOX LABORATORIES		297	183	38%	480
Colonial Lakes Health Care		434	45	9%	479
CONSULATE HEALTH CARE OF BAYONET POINT	4	468	7	1%	479
Consulate Health Care of North Fort Myers		464	13	3%	477
NAVAL HOSPITAL - JACKSONVILLE		137	340	71%	477
MOBILE MEDICAL ASSOCIATES PL	17	408	52	11%	477
ADVENTHEALTH EXPRESS CARE AT WALGREENS 49TH STREET		405	71	15%	476
PEDIATRICS IN BREVARD PA		419	57	12%	476
ADVENT HEALTH - TIMBERRIDGE ER		400	74	16%	474
NEW YORK PRESBYTERIAN - CUMC CLINICAL		456	18	4%	474
WILLISTON CARE CENTER		411	63	13%	474
MOOSEHAVEN HEALTH CENTER		430	43	9%	473
PEDIATRIC ASSOCIATES OF OCALA PA		436	37	8%	473
BAPTIST PRIMARY CARE, INC		440	31	7%	471
Solaris HealthCare Windermere		437	33	7%	470
EPN URGENT CARE		83	387	82%	470
MEDSCAN LABORATORY INC	1	253	215	46%	469
NTD_EUROFINS_AIMS		429	40	9%	469
TIDEWELL HOSPICE INC	2	459	7	1%	468
TRINITY REGIONAL REHAB CENTER		447	21	4%	468
ABBAY DELRAY		461	6	1%	467
BONIFAY NURSING AND REHAB CENTER		435	31	7%	466
Q ANSWER LAB	1	406	59	13%	466
PEDIATRICS BY THE SEA		442	23	5%	465
BROOKDALE PALMER RANCH	1	407	57	12%	465
Darcy Hall Of Life Care		451	13	3%	464
VITAS LUTHERAN TOWERS INPATIENT PROGRAM		400	64	14%	464
DIGNITY HEALING, LLC		448	16	3%	464
ELLENTON PEDIATRICS		445	19	4%	464
ASSOCIATESMD MEDICAL GROUP INC		394	69	15%	463
PLANT CITY PEDIATRICS	1	369	92	20%	462

COVID-19: testing by laboratory

Data through Apr 16, 2021 verified as of Apr 17, 2021 at 09:25 AM

Data in this report are provisional and subject to change.

The numbers in the table below represent the number of Florida and non-Florida residents for whom test results were received by the Department of Health. A person can be tested by more than one laboratory and can have both positive and negative results. **Therefore, the sum of the numbers in each column will be larger than the total number of people tested.**

Reporting lab	Inconclusive	Negative	Positive	Percent positive	Total
Santa Rosa Center for Rehabilitation and Healing		390	71	15%	461
THE PALACE MANAGEMENT - THE PALACE AT CORAL GABLES		458	3	1%	461
VITAS HEALTHCARE CORPORATION		453	5	1%	458
CLERMONT HEALTH AND REHABILITATION CENTER		426	32	7%	458
PALM BEACH COUNTY FIREFIGHTERS HEALTH CLINIC, LLC		384	73	16%	457
UNIVERSITY OF TAMPA STUDENT HEALTH AND SHC CLINICAL LABORATORY		289	168	37%	457
PINES OF SARASOTA		448	9	2%	457
Parkview Rehabilitation Center at Winter Park		446	10	2%	456
JAMES A HALEY VETERANS HOSPITAL			456	100%	456
CLARIDGE HOUSE NURSING CENTER		437	18	4%	455
KINDRED HOSPITAL	10	424	21	5%	455
Life Care Center of Punta Gorda	1	440	14	3%	455
EXPERTUS LABORATORIES INC		374	81	18%	455
WELL HEALTH WORKS	1	406	47	10%	454
EMERALD COAST PEDIATRICS & ADOL		391	63	14%	454
AMEERAH LABS, LLC	2	367	84	19%	453
BROOKSVILLE HEALTHCARE CENTER LLC		438	13	3%	451
SOLARIS HEALTHCARE MERRITT ISLAND		403	48	11%	451
THE SPRINGS AT BOCA CIEGA BAY		438	11	2%	449
HEALTHY STEPS PEDIATRICS		402	47	10%	449
FAMILY EXPRESS URGENT CARE		5	442	99%	447
DIAMOND RIDGE HEALTH AND REHABILITATION CENTER		424	22	5%	446
SMA SPECIALTY MEDICAL LAB		120	326	73%	446
PENSACOLA PEDIATRICS MILTON		388	58	13%	446
NORTH FLORIDA REHABILITATION & SPECIALTY CARE		436	6	1%	442
ENCOMPASS HEALTH REHABILITATION HOSPITAL OF SUNRISE	8	427	7	2%	442
EMERITUS AT NAPLES	2	439	1	0%	442
Manatee Springs Rehabilitation and Nursing Center		422	20	5%	442
WHITE-WILSON MEDICAL CENTER - NICEVILLE		393	48	11%	441
ST ANDREWS BAY SKILLED NURSING &		379	61	14%	440
SOLARIS HEALTHCARE BAYONET POINT		423	17	4%	440
ROLLINS COLLEGE WELLNESS CENTER		130	309	70%	439
UNIVERSITY OF CENTRAL FLORIDA HEALTH SERVICES		424	14	3%	438
Bardmoor Oaks Healthcare and Rehabilitation Center		422	14	3%	436
PRO HEALTH		188	248	57%	436
AMBULATORY SURGERY CENTER OF BOCA RATON LTD		431	4	1%	435
TREASURE COAST COMMUNITY HEALTH	3	359	73	17%	435
INDIAN RIVER CTR, LLC		382	52	12%	434
FAMILY CARE PARTNERS OF NORTHEAST FLORIDA LLC		357	77	18%	434
APP-UNIPATH, LLC	2	416	15	3%	433
HEALTHWORKS MED GROUP OF FLORIDA PA	3	421	9	2%	433
THE VILLAGES REGIONAL HOSPITAL FREESTANDING		389	43	10%	432
PALM GARDEN OF WEST PALM BEACH	4	412	15	3%	431
AVECINA MEDICAL JULINGTON	1	240	189	44%	430
FLORIDA DEPT OF HEALTH IN BREVARD COUNTY	3	364	63	15%	430
ABBOTT DIAGNOSTICS		408	22	5%	430

COVID-19: testing by laboratory

Data through Apr 16, 2021 verified as of Apr 17, 2021 at 09:25 AM

Data in this report are provisional and subject to change.

The numbers in the table below represent the number of Florida and non-Florida residents for whom test results were received by the Department of Health. A person can be tested by more than one laboratory and can have both positive and negative results. **Therefore, the sum of the numbers in each column will be larger than the total number of people tested.**

Reporting lab	Inconclusive	Negative	Positive	Percent positive	Total
MANORCARE HEALTH SERVICES - VENICE		372	56	13%	428
ST PETERSBURG PEDIATRICS-PARK BLVD		384	42	10%	426
WATERMARK LAKE POINTE WOODS LLC		408	18	4%	426
ORCHARD PARK HEALTH & REHABILITATION		420	5	1%	425
Bayside Care Center	1	403	20	5%	424
FLORIDA DEPARTMENT OF HEALTH IN LIBERTY COUNTY	3	324	97	23%	424
AYERS HEALTH & REHABILITATION CENTER		417	7	2%	424
OKEECHOBEE COUNTY HEALTH DEPT	1	307	116	27%	424
University Crossing		421	2	0%	423
Destin Healthcare and Rehabilitation Center	1	381	40	9%	422
FLORIDA STATE HOSPITAL CLINICAL LABORATORY		419	3	1%	422
LEHIGH REGIONAL MEDICAL CENTER LAB	2	372	47	11%	421
VILLAGE DOCTORS OF KEYSTONE		336	85	20%	421
GARCIA CLINICAL LABORATORY		28	392	93%	420
TUSKAWILLA NURSING AND REHAB CENTER	2	409	7	2%	418
ST PETERSBURG PEDIATRICS-SEMINOLE BLVD		346	71	17%	417
SEASIDE HEALTH AND REHABILITATION CENTER		359	58	14%	417
BLOUNTSTOWN REHABILITATION CENTER LLC		307	106	26%	413
FLORIDA DEPARTMENT OF HEALTH		361	52	13%	413
AVANTE AT OCALA INC	2	380	31	8%	413
Heartland Healthcare of Ft. Myers	1	409	2	0%	412
PALMS OF SEBRING		375	37	9%	412
MANOR CARE OF BOYNTON BEACH LLC		388	24	6%	412
Life Care Center of Ocala		342	69	17%	411
MINUTECLINIC LLC #3671		366	44	11%	410
Timberridge Center for Rehabilitation and Healing		375	35	9%	410
DIAGNOSTIC & CLINICAL CARE SERVICES INC DBA		326	82	20%	408
LIFE CARE CENTER OF WINTER HAVEN		390	18	4%	408
BROOKDALE LAKE TAVARES		402	6	1%	408
HOLISTIX TREATMENT CENTERS		398	10	2%	408
LIFE CARE PONTE VEDRA INC		396	11	3%	407
TIDE LABORATORIES		362	45	11%	407
PruittHealth Panama City	1	342	64	16%	407
SUNLAND MARIANNA COX MEDICAL CENTER		363	43	11%	406
SAMANTHA WILSON CARE CENTER	4	391	11	3%	406
BRIDGEWATER PARK HEALTH AND REHAB		374	31	8%	405
TRI-COUNTY NURSING AND REHABILITATION CENTER INC		389	15	4%	404
ATLANTIC SHORES NURSING AND REHAB CENTER	1	393	10	2%	404
BOULEVARD REHABILITATION CENTER		388	15	4%	403
ORCHARD RIDGE CARE AND REHABILITATION CENTER		383	19	5%	402
MIDWAY SPECIALTY CARE CENTER	3	284	114	28%	401
NATIONS BEST FAMILY HEALTH CARE		220	181	45%	401
HEALTH CENTRAL PARK		333	67	17%	400
MEDFAST URGENT CARE CENTER		167	231	58%	398
ADVENTHEALTH EXPRESS CARE AT		326	72	18%	398
HCSO OCCUPATIONAL HEALTH AND WELLNESS CENTER		319	78	20%	397

COVID-19: testing by laboratory

Data through Apr 16, 2021 verified as of Apr 17, 2021 at 09:25 AM

Data in this report are provisional and subject to change.

The numbers in the table below represent the number of Florida and non-Florida residents for whom test results were received by the Department of Health. A person can be tested by more than one laboratory and can have both positive and negative results. **Therefore, the sum of the numbers in each column will be larger than the total number of people tested.**

Reporting lab	Inconclusive	Negative	Positive	Percent positive	Total
ONESTOP MEDICAL AND URGENT CARE LLC		346	50	13%	396
WALGREENS 3173		359	36	9%	395
ELMCROFT PINECREST	1	367	27	7%	395
FLORIDA HEART & VASCULAR MULTISPECIALTY GROUP PA		293	102	26%	395
MINI ER AND URGENT CARE		289	105	27%	394
UR MEDICINE LABS- CENTRAL LABORATORY		369	25	6%	394
ORLANDO ORTHOPAEDIC OUTPATIENT SURGERY CENTER LLC		390	3	1%	393
AZALEA TRACE PHYSICIAN SERVICES		387	5	1%	392
HARDEE COUNTY HEALTH DEPARTMENT		316	76	19%	392
BARBER		13	376	97%	389
SUN COUNTRY PEDIATRICS PLLC	9	345	33	9%	387
Bay Breeze Senior Living and Rehabilitation Center		333	53	14%	386
SPECIALTY HEALTH AND REHABILITATION CENTER		360	25	6%	385
Stacey Health Care Centers Inc. dba Riverside Care Center		355	30	8%	385
TAMARAC REHABILITATION & HEALTH CENTER		380	5	1%	385
Coastal Health and Rehabilitation Center		373	11	3%	384
BHA TITUSVILLE CLINIC		357	27	7%	384
PALM BEACH PEDIATRICS PA	2	332	50	13%	384
PEDIATRIC HEALTH CARE ALLIANCE, PA		342	41	11%	383
BAY VILLAGE OF SARASOTA INC		380	3	1%	383
SEA BREEZE REHAB AND NURSING CENTER		372	9	2%	381
SERENADES IN THE VILLAGES		328	53	14%	381
BAPTIST PRIMARY CARE INC	1	353	27	7%	381
BROOKDALE PADDOCK HILLS	2	377	2	1%	381
HEALTH PARK CARE CENTER		373	7	2%	380
OCEAN VIEW NURSING AND REHAB CENTER		357	22	6%	379
PENSACOLA PEDIATRICS, PA		362	17	4%	379
BARTON HEALTH ALLIANCE	3	331	45	12%	379
ACCESS MEDICAL CENTER	1	344	33	9%	378
SABAL DIRECT PRIMARY CARE, PA		311	67	18%	378
ROSEWOOD HEALTH AND REHABILITATION CENTER		353	25	7%	378
AVANTE AT MT DORA		369	8	2%	377
HARDEE MANOR HEALTH CARE CENTER	1	373	3	1%	377
BAYA PHARMACY WEST		8	368	98%	376
LORI MCAULIFFE MD PA		334	42	11%	376
SIGNATURE HEALTHCARE OF NORTH FLORIDA		372	4	1%	376
CHEEK AND SCOTT DRUGS INC		309	66	18%	375
WIMAUMA COMMUNITY HEALTH CENTER		312	63	17%	375
FAIR HAVENS CENTER, OPCO		368	7	2%	375
EXCEL PEDIATRICS		316	57	15%	373
HENDRY REGIONAL MEDICAL CENTER		107	266	71%	373
MADISON FACILITY INC		365	7	2%	372
URGENT CARE BETHESDA	1	318	52	14%	371
MACDILL AIR FORCE BASE		330	41	11%	371
24/7 PEDIATRIC CARE CENTERS INC		350	21	6%	371
INFORM DIAGNOSTICS		361	9	2%	370

COVID-19: testing by laboratory

Data through Apr 16, 2021 verified as of Apr 17, 2021 at 09:25 AM

Data in this report are provisional and subject to change.

The numbers in the table below represent the number of Florida and non-Florida residents for whom test results were received by the Department of Health. A person can be tested by more than one laboratory and can have both positive and negative results. **Therefore, the sum of the numbers in each column will be larger than the total number of people tested.**

Reporting lab	Inconclusive	Negative	Positive	Percent positive	Total
BAYSHORE DIAGNOSTICS		326	44	12%	370
SOLARIS HEALTHCARE PARKWAY	2	350	17	5%	369
VILLAGE DOCTORS FAMILY MEDICAL CENTER OF		305	64	17%	369
CORAL TRACE HEALTH CARE	2	362	5	1%	369
ADVENT HEALTH - TAMPA		148	221	60%	369
LIFE HOPE LABS, LLC		360	9	2%	369
SPRINGTREE REHAB & HEALTH CARE CENTER		345	24	7%	369
VETERANS AFFAIRS MEDICAL CENTER - LAKE CITY		52	316	86%	368
EPWORTH VILLAGE RETIREMENT COMMUNITY		361	6	2%	367
TRENTON MEDICAL CENTER INC DBA PALMS MEDICAL GROUP	4	270	93	25%	367
Life Care Center at Inverrary		356	10	3%	366
SANFORD LABORATORIES		333	32	9%	365
BODYK		353	10	3%	363
COLOR GENOMICS, INC.	2	355	6	2%	363
Vi at Lakeside Village Skilled Nursing		346	15	4%	361
Solaris HealthCare Imperial		351	8	2%	359
ARCPPOINT LABS OF SARASOTA MANATEE		275	83	23%	358
HAINES CITY REHABILITATION AND NURSING CENTER		334	24	7%	358
FL HUD DESTIN, LLC D/B/A GRAND BOULEVARD HEALTH		319	39	11%	358
Palmetto Subacute Care Center		346	11	3%	357
LASER & SURGERY CENTER OF THE PALM BEACHES		353	2	1%	355
ST CATHERINE'S WEST REHABILITATION HOSPITAL		341	13	4%	354
JACKSONVILLE KIDS PEDIATRICS, PLLC		319	35	10%	354
KISSIMMEE FACILITY OPERATIONS LLC		330	24	7%	354
LAKE EUSTIS HEALTH AND REHABILITATION CENTER		345	8	2%	353
Marshall Health and Rehabilitation Center		304	49	14%	353
MY CLINICAL LAB		223	129	37%	352
VILLAGE AT VIENNA SQUARE,THE	6	329	17	5%	352
Solaris Healthcare Coconut Creek		346	6	2%	352
ELMHURST HOSPITAL CENTER	1	320	30	9%	351
CORAL BAY HEALTHCARE AND REHABILITATION	1	338	12	3%	351
FOUNTAIN INN NURSING & REHABILITATION CTR, INC		344	6	2%	350
HOLIDAY CVS LLC DBA CVS/PHARMACY #0440		335	15	4%	350
MY HEALTHY BLUEPRINT BY BAPTIST HEALTH CARE		296	54	15%	350
RITECARE MEDICAL CENTER		264	85	24%	349
METROPOLITAN HOSPITAL CENTER		342	7	2%	349
COMMUNITY HEALTH AND REHABILITATION CENTER		284	63	18%	347
BEAR CREEK NURSING CENTER		342	5	1%	347
ESTERO ISLAND MEDICAL CENTER		276	71	20%	347
HEALTH DESIGNS		332	14	4%	346
SELECT REFERENCE LABORATORIES, LLC	1	333	12	3%	346
ADVANCED AMBULATORY SURGERY CENTER		332	13	4%	345
The Care Center at Pinellas Park	1	333	11	3%	345
FLORIDA HEALTH CARE PLANS			344	100%	344
INNOVATIVE GENOMICS, LLC	2	307	35	10%	344
USAFSAM/PHE		174	170	49%	344

COVID-19: testing by laboratory

Data through Apr 16, 2021 verified as of Apr 17, 2021 at 09:25 AM

Data in this report are provisional and subject to change.

The numbers in the table below represent the number of Florida and non-Florida residents for whom test results were received by the Department of Health. A person can be tested by more than one laboratory and can have both positive and negative results. **Therefore, the sum of the numbers in each column will be larger than the total number of people tested.**

Reporting lab	Inconclusive	Negative	Positive	Percent positive	Total
ADVENT HEALTH CENTRA CARE - PALM COAST		80	262	77%	342
ARGO SENIOR LIVING AT HAVERHILL		320	21	6%	341
RIVERS FAMILY MEDICINE PA		259	82	24%	341
Solaris Healthcare Lake Bennet		304	37	11%	341
TAVARES PEDIATRICS		289	52	15%	341
CRONOS CLINICAL LABORATORY	22	227	91	27%	340
AVANTE AT LEESBURG INC		335	5	1%	340
FAMILY CARE PARTNERS OF NE FLORIDA LLC		265	74	22%	339
SOUTHWEST ORLANDO FAMILY MEDICINE, PL		280	58	17%	338
MEDICAL CENTER AT OCEAN REEF,THE		321	17	5%	338
AVENTURA REHAB AND NURSING CENTER		321	16	5%	337
The Grove Health and Rehabilitation		312	24	7%	336
EMED LABS, LLC	3	317	15	4%	335
KEY WEST HEALTH AND REHAB	1	326	8	2%	335
DEPARTMENT OF HEALTH BUREAU OF FAMILY		328	7	2%	335
FRICKS PHARMACY		271	63	19%	334
PALMS REHABILITATION AND HEALTHCARE CENTER		296	38	11%	334
HOLLEY NAVARRE MEDICAL CLINIC		254	79	24%	333
NORTH PINELLAS STATMED QUICK QUALITY CLINICS		236	97	29%	333
PARTICLE THEORY LABS		309	23	7%	332
VILLAGE PLACE NH LLC		300	31	9%	331
REGENTS PARK OF BOCA RATON		327	4	1%	331
JACKSON PLAZA NURSING & REHAB CENTER	6	316	9	3%	331
DELTONA HEALTH CARE		307	24	7%	331
Life Care Center at Wells Crossing		309	21	6%	330
Avante at St Cloud, Inc.		320	10	3%	330
KENNEDY PAIN CLINIC GROUP LLC		296	34	10%	330
LabCorp (Non-Interfaced)	2	128	199	60%	329
HOSPICE OF LAKE & SUMTER INC	1	320	8	2%	329
RENAISSANCE AT THE TERRACES		326	3	1%	329
MANOR CARE OF NAPLES FL LLC		325	4	1%	329
BAPTIST HEALTH SOUTH FLORIDA - WEST BOCA URGENT CARE		269	59	18%	328
RULEME CENTER	2	295	30	9%	327
PHYSICIANS REGIONAL WALK-IN		195	132	40%	327
SILVER CREEK SENIOR LIVING COMMUNITY		321	5	2%	326
LUIS A GHIGLINO MD PA		315	11	3%	326
GOOD SAMARITAN SOCIETY-DAYTONA		305	21	6%	326
AMERICAN FINNISH NURSING HOME	2	316	8	2%	326
LA MER NH LLC		320	5	2%	325
AVON PARK PEDIATRICS INC	3	288	34	10%	325
PIONEER CLINICAL LAB, LLC		212	113	35%	325
FLETCHER HEALTH AND REHABILITATION CENTER		323	1	0%	324
Avante at Inverness		321	3	1%	324
MANORCARE AT LELY PALMS		318	5	2%	323
WESTCHESTER GARDENS LIMITED PARTNERSHIP		314	9	3%	323
ROSEN MEDICAL CENTER		281	42	13%	323

COVID-19: testing by laboratory

Data through Apr 16, 2021 verified as of Apr 17, 2021 at 09:25 AM

Data in this report are provisional and subject to change.

The numbers in the table below represent the number of Florida and non-Florida residents for whom test results were received by the Department of Health. A person can be tested by more than one laboratory and can have both positive and negative results. **Therefore, the sum of the numbers in each column will be larger than the total number of people tested.**

Reporting lab	Inconclusive	Negative	Positive	Percent positive	Total
MACCLENNY NURSING AND REHAB		304	18	6%	322
DAYTONA BEACH HEALTH AND REHAB CENTER		319	2	1%	321
SIGNATURE HEALTHCARE AT THE COURTYARD		274	47	15%	321
Concordia Village of Tampa AL		316	5	2%	321
ST LUCIE EMPLOYEE HEALTH & WELLNESS CENTER		314	7	2%	321
REHABILITATION CENTER OF LAKE CITY, THE		292	28	9%	320
CITY OF PORT SAINT LUCIE		296	24	8%	320
ST JAMES HEALTH AND REHABILITATION CENTER		232	87	27%	319
BAPTIST HEALTH URGENT CARE AT PLANTATION		261	58	18%	319
PruittHealth Santa Rosa		225	94	29%	319
ST JUDE CHILDREN'S RESEARCH HOSPITAL		304	15	5%	319
BIOCEPT		296	22	7%	318
LODGE HEALTH AND REHABILITATION CENTER, THE		285	33	10%	318
POMPANO REHABILITATION AND NURSING CTR		317	1	0%	318
Surrey Place Healthcare and Rehabilitation		315	2	1%	317
AVELLINO LAB USA, INC	1	304	12	4%	317
EDGEWATER AT WATERMAN VILLAGE,THE		300	16	5%	316
BAY COUNTY SHERIFFS OFFICE JAIL FACILITY		262	53	17%	315
LUTHERAN HAVEN		306	9	3%	315
FLORIDA KEYS PEDIATRICS & ADOLESCENT CENTER		297	18	6%	315
Life Care Center of Sarasota		302	13	4%	315
CRYSTAL RIVER HEALTH & REHAB		311	3	1%	314
MEDEXPRESS LUTZ		3	311	99%	314
HUNT CLUB PEDIATRIC ASSOCIATES, P.A.		269	45	14%	314
HEATHER HILL HEALTHCARE CENTER		267	46	15%	313
GENESIS MEDICAL LABORATORY MIAMI FL.		83	230	73%	313
JACKSONVILLE VA UNIVERSITY OPC	4	299	9	3%	312
MARION AND BERNARD L SAMSON NURSING CENTER		307	4	1%	311
ACCURATE DIAGNOSTIC LABS, INC		292	18	6%	310
TALLAHASSEE NHHI LLC	1	282	27	9%	310
HOMESTEAD MANOR	2	266	41	13%	309
OSPREY LODGE		248	59	19%	307
LAKELAND REGIONAL HEALTH SYSTEMS INC		39	266	87%	305
SUNCOAST URGENT CARE		230	75	25%	305
STATMED QUICK QUALITY CLINIC AT NORTH PINELLAS		66	239	78%	305
CENTERSTONE OF FLORIDA		279	26	9%	305
PEACHTREE IMMEDIATE CARE		246	58	19%	304
CLARE BRIDGE ORMOND BEACH	1	303			304
Avante at Orlando	1	297	6	2%	304
TIERRA PINES CENTER		290	13	4%	303
GEORGIA PUBLIC HEALTH LABORATORY		277	25	8%	302
ST JOSEPH'S HOSPITAL LABORATORY		1	300	100%	301
CROSS POINTE CARE CENTER	2	293	6	2%	301
SILVERCREST HEALTH AND REHABILITATION CENTER	3	290	8	3%	301
PERSONALIZED GENETIC TESTING	3	196	100	33%	299
ARCPPOINT LABS OF ST PETERSBURG		209	90	30%	299

COVID-19: testing by laboratory

Data through Apr 16, 2021 verified as of Apr 17, 2021 at 09:25 AM

Data in this report are provisional and subject to change.

The numbers in the table below represent the number of Florida and non-Florida residents for whom test results were received by the Department of Health. A person can be tested by more than one laboratory and can have both positive and negative results. **Therefore, the sum of the numbers in each column will be larger than the total number of people tested.**

Reporting lab	Inconclusive	Negative	Positive	Percent positive	Total
CONSULATE HEALTH CARE OF SAFETY HARBOR		292	7	2%	299
BOCA BIOLISTICS REFERENCE LABORATORY	2	185	112	37%	299
BUENA VISTA URGENT CARE		264	34	11%	298
ELLENTON PEDIATRICS PA		280	18	6%	298
SARAPATH DIAGNOSTICS		170	126	43%	296
LAKE PARK OF MADISON		285	11	4%	296
BROOKDALE DESTIN		284	12	4%	296
LONGWOOD FAMILY PRACTICE		226	69	23%	295
Chatsworth at PGA National, LLC		281	13	4%	294
BAYA POINTE NURSING AND REHABILITATION		211	83	28%	294
NORTHWEST MEDICAL CENTER CLINICAL LABORATORY		175	118	40%	293
CYPRESS COVE		286	6	2%	292
AFTER HOURS PEDIATRICS INC	1	1	289	99%	291
BIOIQ		243	48	16%	291
Sunset Point Center		287	4	1%	291
WHITE WILSON MEDICAL IMMEDIATE CARE NICEVILLE		66	224	77%	290
CONCIMED LLC		260	30	10%	290
PALM GARDEN OF GAINESVILLE	2	285	2	1%	289
AUBURN UNIVERSITY MEDICAL CLINIC		227	62	21%	289
FLORIDA ATLANTIC UNIVERSITY STUDENT HEALTH		238	51	18%	289
DOCTORS MEMORIAL HOSPITAL		158	131	45%	289
AMERICAN HEALTH ASSOCIATES INC	1	270	18	6%	289
STERLING HOUSE OF DELAND		288	1	0%	289
renaissance health and rehabilitation center		266	22	8%	288
West Melbourne Health and Rehabilitation Center		287	1	0%	288
HAVEN OF OUR LADY OF PEACE INC		279	8	3%	287
EAST RIDGE RETIREMENT VILLAGE		285	2	1%	287
W FRANK WELLS NURSING HOME		257	29	10%	286
WESTWOOD HEALTHCARE SNF		240	46	16%	286
USA HEALTH UNIVERSITY HOSPITAL CLINICAL LABORATORY	1	274	10	4%	285
PONTE VEDRA GARDENS		284	1	0%	285
RIVERWOOD HEALTH NH LLC		245	39	14%	284
CHIPOLA HEALTH AND REHAB		265	18	6%	283
DAVID SCOTT MADWAR MD PA		254	29	10%	283
AURORA DIAGNOSTICS BERNHARDT LABORATORIES PATHOLOGY SERVICE		190	93	33%	283
PROTEUS MOLECULAR AND CLINICAL LAB	1	169	112	40%	282
PAVILION FOR HEALTHCARE, THE		278	3	1%	281
ARBOR FACILITY INC		277	3	1%	280
Solaris Senior Living North Naples ALF		271	9	3%	280
ARDEN COURTS OF TAMPA	2	273	5	2%	280
LAKE SIDE NEUROLOGIC		268	12	4%	280
Terrace Health and Rehab		275	4	1%	279
DE LUNA HEALTH AND REHABILITATION CENTER		255	23	8%	278
220 GOLDEN, LLC	1	261	16	6%	278
CHIPOLA MEDICAL ASSOCIATES, LLC		202	76	27%	278
Crossbreeze care center	1	274	2	1%	277

COVID-19: testing by laboratory

Data through Apr 16, 2021 verified as of Apr 17, 2021 at 09:25 AM

Data in this report are provisional and subject to change.

The numbers in the table below represent the number of Florida and non-Florida residents for whom test results were received by the Department of Health. A person can be tested by more than one laboratory and can have both positive and negative results. **Therefore, the sum of the numbers in each column will be larger than the total number of people tested.**

Reporting lab	Inconclusive	Negative	Positive	Percent positive	Total
PRUITT HEALTH-SANTA ROSA		275	2	1%	277
VETERANS AFFAIRS MEDICAL CENTER - MIAMI		2	275	99%	277
HARBOURWOOD	1	272	4	1%	277
Rehabilitation Center for Park Place LLC		266	11	4%	277
VILLAGES REGIONAL HOSPITAL SURGERY CENTER LLC, THE		218	58	21%	276
NAIA		275	1	0%	276
JACKSONVILLE UNIVERSITY	1	261	14	5%	276
Glades West Rehabilitation and Nursing Center		266	8	3%	274
CONEY ISLAND HOSPITAL	1	264	9	3%	274
NASSAU COUNTY JAIL		229	45	16%	274
Chatham Glen Healthcare and Rehabilitation Center		266	8	3%	274
AMERICAN RESEARCH LABS		249	24	9%	273
WILLISTON PEDIATRICS PA	1	236	36	13%	273
FIRST CHOICE PRIMARY CARE		216	56	21%	272
MEDICATION ROOMS-CSU/CI NURSE STATION	1	256	13	5%	270
MIDWAY PRIMARY CARE, LLC	11	173	86	32%	270
BROWARD NURSING & REHABILITATION CTR	8	248	14	5%	270
PREMIER PLACE AT THE GLENVIEW		261	9	3%	270
SANDY PINES	2	225	43	16%	270
PBC FIREFIGHTER BENEFIT FUND WELLNESS CENTER		225	45	17%	270
BRENTWOOD RETIREMENT COMMUNITY	5	233	31	12%	269
LAKE VIEW CARE CENTER AT DELRAY		263	6	2%	269
ADVENT HEALTH CARE CENTER	9	246	14	5%	269
FAMILY MEDICAL CARE OF PALM BEACH		190	79	29%	269
APOLLO HEALTH & REHABILITATION		262	7	3%	269
FIRST CHOICE PEDIATRICS INC		241	27	10%	268
HOLISTIC PEDIATRICS GROUP LLC		247	21	8%	268
ADVENT HEALTH CENTRA CARE - ORMOND BEACH		113	155	58%	268
AMELIA MEDICAL CARE		112	155	58%	267
WASHINGTON REHAB AND NURSING		257	10	4%	267
ATLANTIC URGENT CARE		186	81	30%	267
ST MARK VILLAGE	1	261	5	2%	267
THE PLAYERS CHAMPIONSHIP		265			265
BOND CLINIC, PA		195	70	26%	265
SERANADES BY SONATA WEST ORANGE		236	29	11%	265
Cross Gardens Care Center		262	1	0%	263
JUPITER MEDICAL CENTER URGENT CARE - STUART		199	63	24%	262
HIGHLANDS URGENT CARE			261	100%	261
HEARTLAND PEDIATRICS OF LAKE PLACID PA	1	227	32	12%	260
ST VINCENT'S AMBULATORY CARE INC DBA	2	225	33	13%	260
CLIFFORD CHESTER SIMS VA NURSING HOME		251	9	3%	260
JUPITER MEDICAL CENTER URGENT CENTER		214	46	18%	260
NORTH FLORIDA PEDIATRICS - MARIANNA		219	40	15%	259
ALLIANCE PEDIATRICS PA		253	6	2%	259
CONSULATE HEALTHCARE OF KISSIMMEE		247	12	5%	259
ENCOMPASS HEALTH REHABILITATION OF SEA PINES		258	1	0%	259

COVID-19: testing by laboratory

Data through Apr 16, 2021 verified as of Apr 17, 2021 at 09:25 AM

Data in this report are provisional and subject to change.

The numbers in the table below represent the number of Florida and non-Florida residents for whom test results were received by the Department of Health. A person can be tested by more than one laboratory and can have both positive and negative results. **Therefore, the sum of the numbers in each column will be larger than the total number of people tested.**

Reporting lab	Inconclusive	Negative	Positive	Percent positive	Total
AZALEA TRACE		245	13	5%	258
FLORIDA WOMAN CARE LABORATORY LLC		232	26	10%	258
BRADEN RIVER REHABILITATION CENTER LLC		257	1	0%	258
FORT MYERS REHABILITATION AND NURSING CENTER		231	26	10%	257
ADVENT HEALTH - ORLANDO		195	62	24%	257
DOS OF NORTH SHORES NURSING & REHAB CENTER		257			257
MIAMI JEWISH HEALTH SYSTEMS, INC	4	242	10	4%	256
NADAL PEDIATRICS		216	40	16%	256
TERRACES OF LAKE WORTH CARE CENTER		244	12	5%	256
SURREY PLACE CARE CENTER		249	7	3%	256
MARTIN MEMORIAL MEDICAL CENTER LAB		128	127	50%	255
FARAH MEDICAL		240	15	6%	255
WALGREENS 10670		221	34	13%	255
LAKEVIEW INTERNAL MEDICINE		192	62	24%	254
SIGNATURE HEALTHCARE OF ORANGE PARK		250	4	2%	254
PROFESSIONAL URGENT CARE SERVICES		203	51	20%	254
AVANTE AT ORMOND BEACH INC		247	6	2%	253
SHELL POINT VILLAGE MEDICAL CENTER		246	7	3%	253
BAYVIEW CENTER		247	5	2%	252
KR at Hillsborough Lakes/Lutz Healthcare		242	10	4%	252
HOSPICE OF ST FRANCIS INC		244	7	3%	251
STUART - FAIRGROUNDS		219	32	13%	251
BUREAU OF CLINICAL LABORATORIES		209	41	16%	250
FLORIDA CLINICAL LABORATORY-BIOREFERENCE LABORATORIES		99	151	60%	250
FELLOWSHIP HOME AT THE FAIRWAY LLC		243	7	3%	250
SEAVIEW NURSING AND REHABILITATION CENTER		239	10	4%	249
CARRINGTON PLACE OF ST PETE LLC		242	6	2%	248
UCC - WELLINGTON		3	244	99%	247
ADVENTHEALTH EXPRESS CARE AT WESLEY CH		218	29	12%	247
VI AT BENTLEY VILLAGE HOME CARE		246	1	0%	247
Consulate Health Care of St. Petersburg		239	7	3%	246
SHC College Park		244	2	1%	246
AVECINA MOBILE		121	125	51%	246
Heritage Healthcare at Tallahassee		239	7	3%	246
ROSEWOOD HEALTHCARE & REHABILITATION CENTER		239	6	2%	245
MIAMI CEREBRAL PALSY RESIDENTIAL		243	1	0%	244
MARTIN ACQUISITION 1 LLC DBA		230	14	6%	244
MALABAR/ADVENT CENTRA CARE		48	196	80%	244
HOMESTEAD VILLAGE		233	11	5%	244
D PEDIATRICS		222	21	9%	243
Jacaranda Manor		242	1	0%	243
WHITE WILSON MEDICAL CENTER IMMEDIATE CARE		135	108	44%	243
PALMS FACILITY INC		228	15	6%	243
ARCHER HEALTH VENTURES, LLC		217	25	10%	242
TGH		1	241	100%	242
Orchid Cove at Sarasota		241	1	0%	242

COVID-19: testing by laboratory

Data through Apr 16, 2021 verified as of Apr 17, 2021 at 09:25 AM

Data in this report are provisional and subject to change.

The numbers in the table below represent the number of Florida and non-Florida residents for whom test results were received by the Department of Health. A person can be tested by more than one laboratory and can have both positive and negative results. **Therefore, the sum of the numbers in each column will be larger than the total number of people tested.**

Reporting lab	Inconclusive	Negative	Positive	Percent positive	Total
EDGEWOOD NURSING CENTER		231	10	4%	241
GOOD SAMARITAN CARES		236	5	2%	241
QUICK CARE MED LLC	1	185	55	23%	241
EVENT MED SERVICES LABORATORY		236	5	2%	241
PALM GARDEN OF AVENTURA		236	4	2%	240
CLARE BRIDGE OF SARASOTA		238	2	1%	240
STERLING HOUSE OF WINTER HAVEN		237	3	1%	240
SOUTHLAND SUITES OF ORMOND BEACH	4	236			240
AMERICAN HOUSE SENIOR LIVING		189	51	21%	240
ORANGE COUNTY HEALTH DEPT		228	11	5%	239
MILLENNIUM PHYSICIAN GROUP LLC		207	32	13%	239
IMA MEDICAL GROUP		166	73	31%	239
PEDIATRICS IN BREVARD PA- ROCKLEDGE		198	41	17%	239
STAR CARE		201	37	16%	238
Flagler Health and Rehabilitation		234	3	1%	237
CCS - JOSEPH V CONTE		235	2	1%	237
ST AUGUSTINE HEALTH & REHAB CENTER		235	1	0%	236
OAKBROOK HEALTH AND REHABILITATION CENTER	1	221	14	6%	236
ST ANTHONYS REHABILITATION HOSPITAL	9	225	2	1%	236
REGENTS PARK AT AVENTURA		221	14	6%	235
OAK HAMMOCK AT THE UNIVERSITY OF FLORIDA		229	6	3%	235
NAPHCARE, INC AT MANATEE COUNTY JAIL		209	26	11%	235
BAY TREE CARE AND REHABILITATION CENTER		197	38	16%	235
GUEST HOUSE OCALA, THE		225	9	4%	234
LAKESIDE HEALTH CENTER		234			234
VETERANS AFFAIRS ORLANDO VA MEDICAL CENTER			233	100%	233
AMERICAN ESOTERIC LAB-BIRMINGHAM		229	4	2%	233
SAMIR EBEID MD		210	23	10%	233
Sunnyside Nursing Home		230	3	1%	233
PADDOCK RIDGE		229	3	1%	232
MANDARIN PEDIATRICS		210	22	9%	232
LCS SANDHILL COVE LLC DBA	6	217	9	4%	232
Lake Port Square Health Center		215	17	7%	232
ManorCare Health Services-Palm Harbor	1	229	1	0%	231
SOLARIS SENIOR LIVING VERO BEACH		223	8	3%	231
Avante at Lake Worth, Inc.		227	3	1%	230
THE RESIDENCE AT TIMBER PINES	4	201	25	11%	230
Signature healthcare of Jacksonville		225	5	2%	230
SPRINGS AT LAKE POINTE WOODS		228	2	1%	230
PINELLAS CARE CENTER		195	35	15%	230
LYNN HAVEN SPORTS COMPLEX-WALKON CLINIC		21	209	91%	230
COLLIER PHARMACY		185	45	20%	230
CHILDREN MED CARE INC		195	33	14%	228
ASCENSION MEDICAL GROUP		5	223	98%	228
LEESBURG PEDIATRICS		192	36	16%	228
RAPID RELIABLE TESTING NY LLC		216	12	5%	228

COVID-19: testing by laboratory

Data through Apr 16, 2021 verified as of Apr 17, 2021 at 09:25 AM

Data in this report are provisional and subject to change.

The numbers in the table below represent the number of Florida and non-Florida residents for whom test results were received by the Department of Health. A person can be tested by more than one laboratory and can have both positive and negative results. **Therefore, the sum of the numbers in each column will be larger than the total number of people tested.**

Reporting lab	Inconclusive	Negative	Positive	Percent positive	Total
MORSELIFE MEMORY CARE RESIDENCE		219	9	4%	228
FORT PIERCE HEALTH CARE		220	7	3%	227
Lakewood Nursing Center		198	29	13%	227
PARKS HEALTHCARE & REHABILITATION CTR	4	211	11	5%	226
NORTH FLORIDA PEDIATRICS PA - DUVAL		196	29	13%	225
BARTRAM CROSSING		225			225
NSPIRE HEALTHCARE LAUDERHILL		219	6	3%	225
FLORIDA HEALTH CARE PLAN INC		2	222	99%	224
PATHWAY PHARMACY		186	38	17%	224
ADVANCED MEDICAL GROUP		1	223	100%	224
DISCOVERY VILLAGE AT MELBOURNE		197	27	12%	224
WIREGRASS DIRECT PRIMARY CARE PLLC		190	33	15%	223
INN AT ASTON GARDENS, THE		215	8	4%	223
KINDRED HOSPITAL THE PALM BEACHES		218	5	2%	223
LEHIGH VALLEY GENOMICS			223	100%	223
ADVENT HEALTH - LAKE NONA		193	30	13%	223
life Care Center of Melbourne		206	17	8%	223
PINNACLES PEDS CARE PA		222			222
BORLAND GROOVER CLINIC	1	184	37	17%	222
HCTB INC		184	38	17%	222
CONSULATE HEALTH CARE OF MELBOURNE		217	5	2%	222
CORAL REEF NURSING & REHABILITATION CENTER		214	8	4%	222
ALLSOUTH URGENT CARE		52	169	76%	221
COLONY CLUB ALF,THE	1	207	13	6%	221
SUPERIOR RESIDENCES OF PANAMA CITY BEACH		213	7	3%	220
CONCORD LIFE SCIENCES LLC	2	201	17	8%	220
ARDEN COURTS OF FORT MYERS		213	7	3%	220
DOCTORS MEMORIAL FAMILY MEDICINE	2	152	66	30%	220
CCS - PAUL REIN DETENTION FACILITY		153	66	30%	219
CORAL GABLES NURSING & REHABILITATION CENTER		209	10	5%	219
WOOD LAKE HEALTH AND REHABILITATION CENTER		219			219
Boynton Beach Rehabilitation Center	2	213	4	2%	219
ANGELS DIAGNOSTIC GROUP		174	45	21%	219
ADVENT HEALTH CENTRA CARE - DAYTONA BEACH		94	124	57%	218
FLAGLER COUNTY DETENTION CENTER		205	13	6%	218
ARDEN COURTS OF SEMINOLE		177	41	19%	218
ST. CLOUD REGIONAL MEDICAL CENTER		199	18	8%	217
MACTOWN, INC		215	2	1%	217
Avante at Melbourne		212	5	2%	217
LAKE PORT SQUARE		200	17	8%	217
THE MANOR AT CARPENTERS		185	32	15%	217
KENILWORTH CARE & REHABILITATION CENTER		199	17	8%	216
SUNLIFE PHARMACY		190	26	12%	216
BROOKDALE ATRIM WAY		210	6	3%	216
CARENOW LAKE MARY		45	171	79%	216
GATEWAY/ADVENT CENTRA CARE	1	24	190	88%	215

COVID-19: testing by laboratory

Data through Apr 16, 2021 verified as of Apr 17, 2021 at 09:25 AM

Data in this report are provisional and subject to change.

The numbers in the table below represent the number of Florida and non-Florida residents for whom test results were received by the Department of Health. A person can be tested by more than one laboratory and can have both positive and negative results. **Therefore, the sum of the numbers in each column will be larger than the total number of people tested.**

Reporting lab	Inconclusive	Negative	Positive	Percent positive	Total
MEDICAL CONSULTANTS OF FLORIDA LLC	1	181	33	15%	215
Taylor Care Center		210	5	2%	215
ST PETERSBURG PEDIATRICS-EAST BAY	1	179	34	16%	214
BAY VUE NURSING AND REHABILITATION CENTER		204	10	5%	214
KEY LARGO - LARGO CARGO		193	21	10%	214
BLOCK, NATION, CHASE, AND SMOLEN FAMILY MEDICINE		157	57	27%	214
The Ponce Therapy Care Center		209	4	2%	213
LIFE CARE CENTER OF PORT ST. LUCIE		201	12	6%	213
COLLIER COUNTY JAIL		211	2	1%	213
POCONO MEDICAL CENTER		212	1	0%	213
LAKE REGIONAL URGENT CARE		12	201	94%	213
ADVENT HEALTH - PALM HARBOR ER		171	42	20%	213
Consulate Healthcare of West Palm Beach		197	16	8%	213
San Jose Health & Rehabilitation		207	6	3%	213
CONSULATE HEALTH CARE OF WINTER HAVEN		209	3	1%	212
Bayside Health and Rehabilitation		181	31	15%	212
The Waterford		208	3	1%	211
FULGENT GENETICS	3	166	42	20%	211
A PLUS PEDIATRICS		186	25	12%	211
SUNRISE DIAGNOSTIC LABORATORY		158	53	25%	211
GLENRIDGE ON PALMER RANCH,THE		202	8	4%	210
BOCA RATON REHABILITATION CENTER	4	202	4	2%	210
Royal Oaks Nursing and Rehab		209	1	0%	210
BENDERSON FAMILY SKILLED NURSING AND□		193	17	8%	210
GOOD SAMARITAN SOCIETY OF DELAND		199	11	5%	210
VIERA DEL MAR HEALTH AND REHABILITATION CENTER		202	8	4%	210
HEALTH FIRST - HOLMES REGIONAL MEDICAL CENTER		32	178	85%	210
THE PALACE NURSING AND REHABILITATION CENTER		209			209
MATHISON RETIREMENT COMMUNITY, INC	1	200	8	4%	209
Nspire Health Care Kendall		199	10	5%	209
Whispering Oaks	11	175	23	11%	209
GENETIC TECHNOLOGICAL INNOVATIONS, LLC		196	13	6%	209
UNIVERSITY OF MIAMI		77	131	63%	208
RIVERSIDE RECOVERY OF TAMPA		207	1	0%	208
ESCAMBIA COUNTY JAIL DETENTION DIVISION		203	5	2%	208
PALMS MEDICAL GROUP HIGH SPRINGS		174	34	16%	208
YOUR FAMILY WALK-IN CLINIC		15	192	93%	207
SACRED HEART HEALTH SYSTEM INC		171	36	17%	207
MIRACLE HILL NURSING & REHABILITATION CENTER INC		200	6	3%	206
TARPON POINT NURSING AND REHABILITATION CENTER		203	3	1%	206
BONITA PHARMACY		187	19	9%	206
LAB CORP	1	120	85	41%	206
ALL SEASONS NAPLES LLC□		198	8	4%	206
LABCORP BURLINGTON	1	157	48	23%	206
CAREATC CITY OF TAMPA	3	170	32	16%	205
PEDIATRIC SPECIALISTS MEDICAL GROUP□	1	184	20	10%	205

COVID-19: testing by laboratory

Data through Apr 16, 2021 verified as of Apr 17, 2021 at 09:25 AM

Data in this report are provisional and subject to change.

The numbers in the table below represent the number of Florida and non-Florida residents for whom test results were received by the Department of Health. A person can be tested by more than one laboratory and can have both positive and negative results. **Therefore, the sum of the numbers in each column will be larger than the total number of people tested.**

Reporting lab	Inconclusive	Negative	Positive	Percent positive	Total
HIALEAH SHORES NURSING AND REHAB CENTER		197	8	4%	205
Cross Terrace REhabilitation		203	2	1%	205
DISCOVERY VILLAGE AT NAPLES		187	17	8%	204
NEW YORK CITY DEPARTMENT OF HEALTH & MENTAL		170	34	17%	204
PCB CLINIC		159	45	22%	204
PALM HARBOR FAMILY PRACTICE & WALK-IN		157	47	23%	204
GEORGE SAFRAN MD PC		190	13	6%	203
Sunrise Health and Rehabilitation Center		195	8	4%	203
MCW MENTAL HEALTH LLC		199	4	2%	203
PATHGROUP LABS LLC		97	106	52%	203
REGENCY PARK		185	18	9%	203
JUNO DERMATOLOGY LLC		186	17	8%	203
BROOKDALE OF SPRING HILL	9	192	2	1%	203
SENIOR LIVING VII TAMPA LLC	1	193	9	4%	203
TUSCAN GARDENS OF PALM COAST		198	5	2%	203
ADVENT HEALTH CENTRA CARE - APOPKA NORTH		172	30	15%	202
PHYSICIANS PRIMARY CARE OF SOUTHWEST FLORIDA	1	184	17	8%	202
SOUTH BALDWIN REGIONAL MEDICAL CENTER		189	13	6%	202
POLK COUNTY HEALTH DEPARTMENT		178	24	12%	202
MIAMI VA HEALTHCARE SYSTEM			201	100%	201
TRUE NORTH HEALTH NAVIGATION LLC DBA DISPATCHHEALTH	1	168	32	16%	201
AMA MEDICAL GROUP LLC		169	32	16%	201
Governors Creek Health and Rehabilitation	1	198	2	1%	201
VAMC WEST PALM LAB		5	196	98%	201
HUNT CLUB PEDIATRIC ASSOCIATES PA		134	66	33%	200
HERITAGE HEALTHCARE AND REHABILITATION CENTER		195	5	3%	200
PATRIOT MEDICAL LABORATORIES		192	8	4%	200
FLORIDA DEPARTMENT OF HEALTH IN TAYLOR COUNTY	1	156	43	22%	200
AVANTE OF BOCA RATON		198	1	1%	199
ADVENT HEALTH - CARROLLWOOD	4	169	26	13%	199
HOSPITAL FOR SPECIAL SURGERY		196	3	2%	199
GRACE PEDIATRICS		168	31	16%	199
PORT CHARLOTTE HMA		175	23	12%	198
EDWARD J HEALEY REHAB & NURSING CENTER		198			198
LAUREL POINT CARE ACQUISITION LLC DBA SANDGATE GARDENS REHAB AND NURSI		171	27	14%	198
ABSOLUTE HEALTH INTERNAL MEDICINE AND PEDIATRICS		177	21	11%	198
DEPARTMENT OF HEALTH & HUMAN SERVICES		198			198
VILLA MARIA WEST SKILLED NURSING FACILITY		189	8	4%	197
WORKPLACE SCREENING INTELLIGENCE			197	100%	197
Kindred Hospital South Florida Hollywood SNU		189	8	4%	197
GULF COAST MEDICAL CENTER		191	6	3%	197
ABBIEJEAN RUSSELL CARE CENTER		195	1	1%	196
RIVERWOOD CENTER,THE		186	10	5%	196
NO FLORIDA PEDIATRICS, PA		169	27	14%	196
BRUCE S WEST MD	1	193	1	1%	195
JACKSONVILLE NURSING AND REHAB CENTER		187	8	4%	195

COVID-19: testing by laboratory

Data through Apr 16, 2021 verified as of Apr 17, 2021 at 09:25 AM

Data in this report are provisional and subject to change.

The numbers in the table below represent the number of Florida and non-Florida residents for whom test results were received by the Department of Health. A person can be tested by more than one laboratory and can have both positive and negative results. **Therefore, the sum of the numbers in each column will be larger than the total number of people tested.**

Reporting lab	Inconclusive	Negative	Positive	Percent positive	Total
ARDEN COURTS OF DELRAY BEACH FL LLC	3	182	10	5%	195
Heritage Park Rehabilitation & Healthcare		177	18	9%	195
BARKLEY PLACE	1	190	4	2%	195
Signature Healthcare of Ormond		194	1	1%	195
BEACON AT GULF BREEZE, THE	2	181	11	6%	194
WALGREENS 4915	1	173	19	10%	193
FINLAY CLINICAL LABORATORY INC	1	39	153	79%	193
JACKSON COUNTY HEALTH DEPARTMENT		144	49	25%	193
SARNO EXTENDED HOURS		124	69	36%	193
Hampton Court Nursing and Rehabilitation Center		190	2	1%	192
FIRST CHOICE PEDIATRICS SEMORAN		98	94	49%	192
CYPRESS POINT LIVING, LLC		177	15	8%	192
DOLPHIN POINTE HEALTH CARE LLC		169	23	12%	192
PARK MEADOWS HEALTH AND REHABILITATION CENTER		191			191
HEALTH LINK DIAGNOSTIC LABORATORIES		182	9	5%	191
XPRESS URGENT CARE- PORT ST. LUCIE		65	126	66%	191
VILLAGE PEDIATRICS LLC		161	29	15%	190
CARE CENTERS OF NASSAU		187	3	2%	190
NEO GENOMICS - FORT MYERS	1	183	6	3%	190
NADAL PEDIATRICS - VICTORIA STREET (3385)		162	28	15%	190
BARBARA O'REILLY MD PA		185	4	2%	189
PHYSICIANS REGIONAL MEDICAL CENTER - PINE RIDGE		20	169	89%	189
HEALTHPOINT MED GRP OF THE EMERALD COAST LLC		154	35	19%	189
CLERMONT URGENT CARE			189	100%	189
NIGHT LITE PEDIATRICS WINTER GARDEN		144	44	23%	188
OCEAN REEF MEDICAL CENTER		150	38	20%	188
SUMMERFIELD EMERGENCY ROOM		142	46	24%	188
VIERA MANOR ASSISTED LIVING RESIDENCE		181	7	4%	188
TUSCAN GARDENS OF VENETIA MANAGEMENT COMPANY		174	14	7%	188
HAWKINS FAMILY MEDICINE LLC	1	136	51	27%	188
LIFE BRITE		171	17	9%	188
WOMEN'S CARE FLORIDA LABORATORY		183	5	3%	188
ZON BEACHSIDE LLC		151	37	20%	188
GATTOLINE ENTERPRISES, INC. DBA FAMILY CARE PHARMACY		154	33	18%	187
PLANTATION NURSING & REHAB CENTER		187			187
US MEDICAL CARE, INC		164	23	12%	187
GLADES HEALTH CARE CENTER		184	3	2%	187
GEORGIA DEPARTMENT OF PUBLIC HEALTH	1	5	180	97%	186
ANTHEM LAKES LLC		151	35	19%	186
CSL PLASMA		31	155	83%	186
FLORIDA MEDICAL CLINIC LLC		115	71	38%	186
LIFE CARE CENTER OF ALTAMONTE SPRINGS		157	29	16%	186
LAKE WALES OPERATING GROUP LLC		181	5	3%	186
PPC-LAB EDI ORCHARD BI		176	9	5%	185
ADVENT		172	13	7%	185
BAPTIST HEALTH PRIMARY CARE	1	134	50	27%	185

COVID-19: testing by laboratory

Data through Apr 16, 2021 verified as of Apr 17, 2021 at 09:25 AM

Data in this report are provisional and subject to change.

The numbers in the table below represent the number of Florida and non-Florida residents for whom test results were received by the Department of Health. A person can be tested by more than one laboratory and can have both positive and negative results. **Therefore, the sum of the numbers in each column will be larger than the total number of people tested.**

Reporting lab	Inconclusive	Negative	Positive	Percent positive	Total
VIPEDIATRICS PLLC		169	15	8%	184
CANTERFIELD OF OCALA, LLC		173	11	6%	184
CANTERFIELD OF CLAY COUNTY		146	38	21%	184
BROOKDALE ORANGE PARK		182	2	1%	184
ST. JAMES BAY HEALTH AND REHABILITATION CENTER		183	1	1%	184
FREEDOM SQUARE NURSING CENTER		176	8	4%	184
BVM THE BRIDGES LLC		184			184
ARDEN COURTS OF LARGO FL, LLC		162	22	12%	184
CHARTER SENIOR LIVING OF PANAMA CITY BEACH		162	21	11%	183
ADVENT HEALTH CENTRA CARE - WESLEY CHAPEL		13	170	93%	183
BENTON HOUSE AT OAKLEAF		152	30	16%	182
PRIMECARE OF DOTHAN		128	54	30%	182
PEDIATRICS OF GREATER ORLANDO		155	27	15%	182
Emory L Bennett State Veterans Nursing Home		178	3	2%	181
The Inn at Sarasota Bay Club		179	2	1%	181
SUNY UPSTATE MEDICAL UNIVERSITY		166	15	8%	181
EXOSOME DIAGNOSTICS	1	161	19	10%	181
NORTH BEACH REHABILITATION CENTER		179	2	1%	181
STERLING HOUSE OF PUNTA GORDA		179	1	1%	180
AMERICAN FAMILY MEDICAL LLC		136	43	24%	179
EMBRY RIDDLE AERONAUTICAL UNIVERSITY HEALTH SERVICES		1	178	99%	179
VITAS HEALTHCARE CORPORATION OF FL		164	15	8%	179
MEASE COUNTRYSIDE HOSPITAL		2	177	99%	179
BAY EDUCATORS WELLNESS CENTER		122	57	32%	179
ROSECASTLE OF ZEPHRHILLS		175	3	2%	178
RDV SPORTSPLEX PEDIATRICS		150	28	16%	178
NORTH FLORIDA INTERNAL MEDICINE PA		143	34	19%	177
ADVENT HEALTH CENTRA CARE - CARROLLWOOD		5	172	97%	177
BRIGHTON EGGERT PHARMACY INC		170	7	4%	177
MID FLORIDA PATHOLOGY LLC MOBILE UNIT #4		124	53	30%	177
ROSECASTLE OF CITRUS		147	30	17%	177
ASTON GARDENS AT PELICAN MARSH		169	7	4%	176
Lehigh Acres Health and Rehabilitation		164	12	7%	176
GENE BY GENE		61	115	65%	176
FLORIDA DEPARTMENT OF HEALTH IN ALACHUA COUNTY -		162	14	8%	176
FIRSTCARE CLINIC		97	79	45%	176
ORLANDO HEALTH EMERGENCY DEPARTMENT		163	12	7%	175
MOBILE INFIRMARY MED CENTER PATH LAB		160	15	9%	175
CAYUGA MEDICAL CENTER AT ITHACA		170	5	3%	175
LAKEVIEW TERRACE RETIREMENT COMMUNITY		156	19	11%	175
KINDRED HOSPITAL MELBOURNE	1	167	6	3%	174
WEST COAST FAMILY MEDICAL CARE		139	35	20%	174
ANCHOR CARE AND REHABILITATION CENTER		173	1	1%	174
Signature Healthcare of Palm Beach		172	2	1%	174
CENTRAL FLORIDA HEALTHCARE GROUP LLC		151	22	13%	173
TRADITION MEDICAL CENTER LABORATORY		55	118	68%	173

COVID-19: testing by laboratory

Data through Apr 16, 2021 verified as of Apr 17, 2021 at 09:25 AM

Data in this report are provisional and subject to change.

The numbers in the table below represent the number of Florida and non-Florida residents for whom test results were received by the Department of Health. A person can be tested by more than one laboratory and can have both positive and negative results. **Therefore, the sum of the numbers in each column will be larger than the total number of people tested.**

Reporting lab	Inconclusive	Negative	Positive	Percent positive	Total
ESCAMBIA COUNTY JAIL	2	133	38	22%	173
Madison Health and Rehabilitation Center		137	36	21%	173
QUALITY URGENT CARE AND WELLNESS PL	3	124	45	26%	172
FLORIDA HEALTH CARE PLANS INC		2	170	99%	172
SUWANNEE VALLEY NURSING CENTER		158	14	8%	172
FORT WALTON REHABILITATION CENTER		133	39	23%	172
GULFCOAST PEDIATRICS		161	11	6%	172
RITE MEDICAL CARE PC		169	2	1%	171
QUEENS HOSPITAL CENTER	1	160	10	6%	171
BROOKDALE FORT MYERS THE COLONY		167	4	2%	171
COASTAL INTERNAL MEDICINE		132	39	23%	171
FHMG-FLORIDA HOSPITAL MEDICAL GROUP		144	26	15%	170
HIGHLANDS LAKE CENTER		165	5	3%	170
Belleair Healthcare Center		164	6	4%	170
URGENT CARE OF THE PALM BEACHES, NORTH PALM BEACH			170	100%	170
WOODBIDGE FACILITY INC		164	5	3%	169
Life Care Center of Orlando		164	5	3%	169
NO FLORIDA PEDIATRICS, PA - BRADFORD		140	29	17%	169
PANAMA CITY DEVELOPMENTAL CENTER□		168			168
FEDERATION CCRC OPERATIONS CORP		167	1	1%	168
EAST NEW YORK DIAGNOSTIC AND TREATMENT		159	9	5%	168
HEARTLAND HEALTHCARE AND REHAB CENTER		146	22	13%	168
ADVENT HEALTH CENTRA CARE - TEMPLE TERRACE	1	104	63	38%	168
OSPREY VILLAGE AT AMELIA ISLAND LTD		157	10	6%	167
WALGREENS #06012		147	20	12%	167
FINNISH AMERICAN REST HOME-ALF		165	2	1%	167
TERRACE AT HOBE SOUND, THE	1	154	12	7%	167
WESLEY HAVEN VILLA	1	131	34	20%	166
MEADOWCREST FAMILY PHYSICIANS		97	69	42%	166
BROOKDALE BONITA SPRINGS		162	3	2%	165
THE ARLINGTON OF NAPLES INC.		162	3	2%	165
CITRUS HEALTH AND REHAB		132	33	20%	165
WILTON MANORS HEALTH & REHABILITATION CENTER		155	9	5%	164
NORTH PORT REHABILITATION AND NURSING CENTER□		163	1	1%	164
MINUTECLINIC DIAGNOSTIC OF TEXAS, LLC		146	17	10%	163
PEDIATRIC ASSOCIATES AT ARGYLE PA		156	7	4%	163
CVS		43	120	74%	163
KRYSTAL BAY NURSING AND REHABILITATION		157	6	4%	163
TRI COUNTY NURSING HOME		162	1	1%	163
PRECISION GENETICS, INC		157	6	4%	163
BRADENTON HEALTH CARE		163			163
Peninsula Care and Rehab		150	12	7%	162
SOMERBY LAKE NONA		154	7	4%	161
KEYSTONE REHAB		160			160
ISLAND HEALTH AND REHABILITATION CENTER		159	1	1%	160
GREENBRIAR REHABILITATION AND NURSING CENTER	1	159			160

COVID-19: testing by laboratory

Data through Apr 16, 2021 verified as of Apr 17, 2021 at 09:25 AM

Data in this report are provisional and subject to change.

The numbers in the table below represent the number of Florida and non-Florida residents for whom test results were received by the Department of Health. A person can be tested by more than one laboratory and can have both positive and negative results. **Therefore, the sum of the numbers in each column will be larger than the total number of people tested.**

Reporting lab	Inconclusive	Negative	Positive	Percent positive	Total
F&T MEDICAL RESEARCH, INC		160			160
ARCADIA HEALTH AND REHABILITATION CENTER		100	60	38%	160
DESOTO PALMS ALF		154	5	3%	159
KINDRED HOSPITAL - SOUTH FLORIDA		156	3	2%	159
BROOKDALE PENSACOLA		158	1	1%	159
WUESTHOFF REF LABORATORY			158	100%	158
WRIGHTS HEALTH CARE AND REHABILITATION CENTER		128	30	19%	158
HAZELDEN FLORIDA	1	150	7	4%	158
JEFFERSON COUNTY HEALTH DEPARTMENT-MONTICELLO		121	37	23%	158
BAYCARE HEALTH SYSTEMS		6	152	96%	158
DOCTORS MEMORIAL FAMILY PRACTICE	2	119	36	23%	157
ALL FLORIDA FAMILY AND SPORTS MEDICINE		134	23	15%	157
MAINSTREAM DIAGNOSTIC LABORATORY LLC		133	24	15%	157
KINDRED HOSPITAL SOUTH FLORIDA		122	35	22%	157
SEMINOLE TRIBE OF FLORIDA		128	29	18%	157
ADVENTHEALTH MEDICAL GROUP FAMILY MEDICINE AT		117	39	25%	156
TIMBERRIDGE NURSING HOME & REHAB		123	33	21%	156
POINTE, THE		128	28	18%	156
Englewood Healthcare and Rehab		141	15	10%	156
PROVIDENCE HOSPITAL LABORATORY		147	8	5%	155
WALTON PLACE		155			155
DIAMOND RIDGE		147	8	5%	155
NEMOURS CHILDREN'S URGENT CARE		80	75	48%	155
COCOA BEACH/ADVENT CENTRA		41	114	74%	155
FAWCETT MEMORIAL HOSPITAL-LAB		39	115	75%	154
CARE RESOURCE COMMUNITY HEALTH CENTERS INC		147	7	5%	154
PALMETTO FACILITY INC	1	153			154
JPR URGENT MEDICAL CARE		150	4	3%	154
PRUITT HEALTH		152	2	1%	154
AMERICAN HOUSE COCONUT POINT		133	21	14%	154
HOSPICE OF THE TREASURE COAST		148	5	3%	153
WALGREENS 6221		136	17	11%	153
MINUTECLINIC DIAGNOSTIC		145	8	5%	153
GRAVITY DIAGNOSTICS		56	97	63%	153
ALLCARE MEDICAL CENTERS PC		129	24	16%	153
TUSCAN ISLE CHAMPIONSGATE OP CO LLC		150	2	1%	152
PHYSICIAN PARTNERS PERRY		88	64	42%	152
CRANE CENTER		121	31	20%	152
SUNNY HILLS ALF OF SEBRING INC		140	12	8%	152
ARDEN COURTS OF PALM HARBOR		131	20	13%	151
ADVENTHEALTH HOSPICE CARE CENTRAL FLORIDA		147	4	3%	151
FAWCETT MEMORIAL HOSPITAL LABORATORY			151	100%	151
ORANGE COUNTY CORRECTIONS HEALTH SERVICES		121	30	20%	151
NAVARRE GARDENS LLC		126	25	17%	151
CHERRY OAK PALM BEACH COUNTY		143	8	5%	151
REFUAH HEALTH CENTER LABORATORY		143	8	5%	151

COVID-19: testing by laboratory

Data through Apr 16, 2021 verified as of Apr 17, 2021 at 09:25 AM

Data in this report are provisional and subject to change.

The numbers in the table below represent the number of Florida and non-Florida residents for whom test results were received by the Department of Health. A person can be tested by more than one laboratory and can have both positive and negative results. **Therefore, the sum of the numbers in each column will be larger than the total number of people tested.**

Reporting lab	Inconclusive	Negative	Positive	Percent positive	Total
PROMPT CARE OF CENTRAL FLORIDA			150	100%	150
CROSSWINDS HEALTH AND REHABILITATION CENTER	1	147	2	1%	150
PALM BEACH COUNTY HEALTH DEPT LAB	4	139	7	5%	150
CORE BIO LABS		76	74	49%	150
LABORATORY OF FLORIDA		97	53	35%	150
The Crossroads		149	1	1%	150
PRECISION HEALTH RESOURCES, LLC	1	133	15	10%	149
CLEARWATER STATMED QUICK QUALITY CLINICS		43	106	71%	149
WEST		131	18	12%	149
GOLD CHOICE SENIOR COMMUNITIES		109	40	27%	149
MACKOUL PEDIATRICS FORT MYERS		130	18	12%	148
MILLENNIUM LAB SERVICES			148	100%	148
SEAGRASS VILLAGE FLEMING ISLAND		111	37	25%	148
East Bay Rehabilitation Center		113	34	23%	147
SONATA COCONUT CREEK	2	122	23	16%	147
ATMORE COMMUNITY HOSPITAL LABORATORY		119	28	19%	147
TGH URGENT CARE - SEMINOLE			147	100%	147
MINUTECLINIC DIAGNOSTIC OF SOUTH CARO		122	24	16%	146
WEDGEWOOD HEALTHCARE CENTER		94	52	36%	146
DAYSRING VILLAGE		124	22	15%	146
Quail Run Health Care Center		146			146
BOSTON RED SOX CLUB LP		144	2	1%	146
CLINICA HISPANA		1	145	99%	146
BROOKDALE CAPE CORAL		145			145
ADVENTHEALTH CENTRA CARE PONCIANA	1	81	63	43%	145
SOUTH GEORGIA MEDICAL CENTER		95	50	34%	145
FAMILY EXTENDED CARE OF CENTRAL TAMPA		127	18	12%	145
AEGIS MEDICAL GROUP		121	24	17%	145
REGENCY CARE OF BLOUNTSTOWN LLC		135	10	7%	145
WILLOWBROOKE COURT AT ST ANDREWS ESTATES		139	5	3%	144
NCRNC INC		140	4	3%	144
MERCY MEDICAL URGENT CARE CENTER INC		90	53	37%	143
OPPENHEIMER PLASTIC SURGERY LLC		138	5	3%	143
MAGNOLIA MEDICAL CLINIC		34	109	76%	143
JEFFERY WEINZWEIG		2	141	99%	143
SMILEY MEDICAL GROUP		108	35	24%	143
PROVISTA DIAGNOSTICS, INC		140	3	2%	143
BIGGERS FAMILY MEDICINE PA	1	127	14	10%	142
DB MD		126	16	11%	142
Oakhurst Center		135	7	5%	142
PALM GARDEN OF PINELLAS		142			142
MEMORY CARE OF NAPLES		140	1	1%	141
UNITED CLINICAL LABORATORIES		132	9	6%	141
RESEARCH CENTERS OF AMERICA, LLC		117	24	17%	141
PORT ST LUCIE REHABILITATION AND HEALTHCARE		98	43	30%	141
NOVARI CARE LLC		97	44	31%	141

COVID-19: testing by laboratory

Data through Apr 16, 2021 verified as of Apr 17, 2021 at 09:25 AM

Data in this report are provisional and subject to change.

The numbers in the table below represent the number of Florida and non-Florida residents for whom test results were received by the Department of Health. A person can be tested by more than one laboratory and can have both positive and negative results. **Therefore, the sum of the numbers in each column will be larger than the total number of people tested.**

Reporting lab	Inconclusive	Negative	Positive	Percent positive	Total
HARBOR BEACH NURSING AND REHABILITATION CENTER		136	5	4%	141
GATEWAY CARE CENTER		139	2	1%	141
LabCorp L#09258090 M#09258105		74	67	48%	141
OAKS OF KISSIMMEE HEALTH AND REHABILITATION CENTER		138	3	2%	141
MV MEDICAL PRACTICE DBA PRIMARY URGENT CARE		133	7	5%	140
CITRUS MEMORIAL HOSPITAL			140	100%	140
DAYSRING SENIOR LIVING LLC		138	2	1%	140
REGENCY OAKS HEALTH CENTER		137	2	1%	139
Gulf Coast Healthcare (Longwood Health and Rehab		118	21	15%	139
GRAND OAKS HEALTH & REHABILITATION		138	1	1%	139
CARENOW URGENT CARE - LAKE MARY			138	100%	138
AHEC CLINIC		8	130	94%	138
MANOR CARE OF PALM HARBOR		135	3	2%	138
ADVENT HEALTH CENTRA CARE - DELAND		28	110	80%	138
Lakeside Nursing and Rehabilitation Center	1	112	25	18%	138
Centre Pointe Health and Rehabilitation Center		127	11	8%	138
WINDSOR OF LAKEWOOD RANCH,THE		136	2	1%	138
AMERICAN PATHOLOGY PARTNERS		136	2	1%	138
ADVENT HEALTH CENTRA CARE - CITRUS PARK		9	129	93%	138
BAYFRONT MEDICAL		112	25	18%	137
MANOR AT BLUEWATER BAY		131	6	4%	137
SPRING HAVEN RETIREMENT	1	133	3	2%	137
MED COMP SCIENCES		3	134	98%	137
A2Z DIAGNOSTICS		136	1	1%	137
ARDEN COURTS OF LELY PALMS□		135	2	1%	137
GARDENS HEALTH NH LLC		134	3	2%	137
MINUTECLINIC LLC #4987		120	17	12%	137
HEARTLAND SOUTH JACKSONVILLE OF JACKSONVILLE FL ,		137			137
DOCTOR'S IN HOUSE LABORATORY		18	119	87%	137
SONATA DELRAY BEACH		125	11	8%	136
CLARE BRIDGE OF CAPE CORAL	1	135			136
HIGHLANDS MEDICAL CENTER		133	3	2%	136
LONGWOOD HEALTH AND REHABILITATION CENTER		124	12	9%	136
HARBORCHASE OF VERO BEACH	1	117	18	13%	136
JOHN KNOX VILLAGE OF CENTRAL FLORIDA		131	5	4%	136
LIFE CARE CENTER OF JACKSONVILLE□		115	21	15%	136
Summit Medical Group		124	12	9%	136
ADVENT HEALTH CENTRA CARE - ORANGE CITY	1	53	82	60%	136
PEDIATRIC CARE CENTER		135			135
SONATA WEST		133	2	1%	135
GABISA MEDICAL LLC		135			135
KINDRED HOSPITAL NORTH FLORIDA	3	124	8	6%	135
IRL MARKET LAB ALACHUA		104	31	23%	135
ADVANCED MEDICAL CENTER		86	48	36%	134
LEE MEMORIAL HEALTH SYSTEM HEALTH FAIR		129	5	4%	134
SUNY UPSTATE OVERFLOW LABORATORY		134			134

COVID-19: testing by laboratory

Data through Apr 16, 2021 verified as of Apr 17, 2021 at 09:25 AM

Data in this report are provisional and subject to change.

The numbers in the table below represent the number of Florida and non-Florida residents for whom test results were received by the Department of Health. A person can be tested by more than one laboratory and can have both positive and negative results. **Therefore, the sum of the numbers in each column will be larger than the total number of people tested.**

Reporting lab	Inconclusive	Negative	Positive	Percent positive	Total
STEWART MEDICAL GROUP		34	100	75%	134
WELLSNOW URGENT CARE PC		132	2	1%	134
BRANDON COMMUNITY HEALTH CENTER		111	23	17%	134
SANDALWOOD NURSING CENTER		127	7	5%	134
VITAS HEALTHCARE		122	11	8%	133
DIAGNOSTIC LABORATORY OF OKLAHOMA		107	26	20%	133
SOUTH CAMPUS FACILITY INC		122	11	8%	133
LABCORP RTP		54	79	59%	133
AMERICAN HOUSE-BONITA SPRINGS		131	1	1%	132
COASTAL DETOX		129	3	2%	132
ARIZONA DEPARTMENT OF HEALTH SERVICES		5	127	96%	132
GRAND VILLA OF ORMOND BEACH		126	6	5%	132
CENTRACARE		18	114	86%	132
THE REHABILITATION CENTER OF LAKE CITY		127	5	4%	132
INTEGRATED REGIONAL LABORATORIES		119	12	9%	131
The Crossings		129	2	2%	131
LAKELAND REGIONAL HEALTH LAKE MIRIAM	2	87	42	32%	131
SONNIS PEDIATRICS PA		117	14	11%	131
THE WELLNESS CENTER AT LAKEWOOD RANCH		43	88	67%	131
FOUNTAINS OF HOPE LLC, THE		130	1	1%	131
COQUINA CENTER		125	5	4%	130
MOOSEHAVEN LIFE CARE CENTER		130			130
ST PETERSBURG PEDIATRICS-MLK JUNIOR BLVD		120	10	8%	130
NORTHEAST FLORIDA STATE HOSP-NURSING		129	1	1%	130
WILLOW BROOKE COURT AT AZALEA TRACE		128	2	2%	130
QUICK CARE MED PL CR		80	49	38%	129
OAKS OF CLEARWATER, THE		126	3	2%	129
BMHSI-AEL MICROBIOLOGY LABORATORY	2	102	25	19%	129
CHARLES CROFT MD	1	127	1	1%	129
CORNERSTONE MEDICAL CARE OF BRANDON PL		106	23	18%	129
TRI-COUNTY NURSING HOME		117	12	9%	129
GRAND VILLA OF LAKELAND		123	6	5%	129
TURNING POINT OF TAMPA		122	7	5%	129
OCALA CBOC		122	6	5%	128
ARBOR TERRACE SAN JOSE LLC	3	123	2	2%	128
VITAS HEALTHCARE CORPORATION OF FLORIDA		124	4	3%	128
THE CLUB AND REHABILITATION CENTER		126	1	1%	127
MEYER PEDIATRICS		111	16	13%	127
SURFSIDE URGENT CARE		104	23	18%	127
SHOAL CREEK REHABILITATION CENTER		85	42	33%	127
HILLSBOROUGH COUNTY DEVELOPMENTAL CTR	1	117	9	7%	127
PANAMA PHARMACY	3	106	18	14%	127
KINDRED HOSPITAL-BAY AREA-ST PETERSBURG LAB	1	120	6	5%	127
GESSLER CLINIC PA		98	29	23%	127
ALTERNATIVE LIVING, INC DBA TWIN CITIES PAVILION		124	3	2%	127
MORTON PLANT HOSPITAL NURSING		2	124	98%	126

COVID-19: testing by laboratory

Data through Apr 16, 2021 verified as of Apr 17, 2021 at 09:25 AM

Data in this report are provisional and subject to change.

The numbers in the table below represent the number of Florida and non-Florida residents for whom test results were received by the Department of Health. A person can be tested by more than one laboratory and can have both positive and negative results. **Therefore, the sum of the numbers in each column will be larger than the total number of people tested.**

Reporting lab	Inconclusive	Negative	Positive	Percent positive	Total
SOLARIS SENIOR LIVING OF MERRITT ISLAND		121	5	4%	126
L&S SENIOR CARE DBA ARCADIA OAKS	4	120	1	1%	125
IQBAL A FARUQUI MD		93	32	26%	125
MICRO PATH LABORATORIES INC		122	3	2%	125
HEARTLAND PHARMACY LAKE PLACID, INC		94	31	25%	125
FLORIDA DEPARTMENT OF HEALTH IN WALTON COUNTY		111	14	11%	125
ROHR HOME		122	3	2%	125
BAY REGIONAL URGENT CARE	1	84	40	32%	125
FLORIDA DEPARTMENT OF HEALTH IN LAKE COUNTY	1	79	44	35%	124
Mt Sinai Aventura			124	100%	124
ARBOR GLEN AT ARBOR TRACE	2	113	9	7%	124
WINDERMERE MEDICAL CENTER		119	5	4%	124
NORTH FL SOUTH GA HCS-MALCOM RANDALL VAMC			124	100%	124
ADVENT HEALTH CENTRA CARE - BRANDON		31	93	75%	124
GENEDX		48	75	61%	123
CITRUS MEMORIAL HEALTH SYSTEM LAB		2	121	98%	123
TIFFANY HALL NURSING AND REHAB CENTER		114	9	7%	123
SEVEN HILLS HEALTH AND REHABILITATION CENTER		107	16	13%	123
PSL NAPLES BH OPERATIONS, LLC		123			123
SEMINOLE SPORTS AND FAMILY MEDICINE		108	15	12%	123
ARDEN COURTS OF WEST PALM BEACH		122	1	1%	123
ISLAND URGENT CARE PLLC DBA AFC URGENT CARE		122	1	1%	123
MONTEFIORE MEDICAL CENTER LABORATORIES - MOSES		112	10	8%	122
PALMS EDGE	1	113	8	7%	122
MINUTECLINIC DIAGNOSTIC OF RHODE ISLAND, LLC #729		118	4	3%	122
THREE OAKS PHARMACY INC		109	13	11%	122
BIODESIX, INC.		93	29	24%	122
FLORIDA ATLANTIC UNIVERSITY		115	7	6%	122
MINUTECLINIC DIAGNOSTIC OF NORTH CAROL		98	23	19%	121
PINELLAS COUNTY JAIL			121	100%	121
SUNRISE SENIOR LIVING OF JACKSONVILLE		112	9	7%	121
PARKVIEW HEALTH		121			121
KEYSTYLE LIVING LLC	1	119	1	1%	121
EC OPCO CARROLLWOOD LLC		114	7	6%	121
THE COURTYARD ASSISTED LIVING		117	4	3%	121
Sandy Ridge Center for Rehabilitation and Healing		100	21	17%	121
SIGNATURE HEALTHCARE OF PORT CHARLOTTE		114	7	6%	121
TGH URGENT CARE - TYRONE		3	118	98%	121
Crystal Health & Rehab Center		115	6	5%	121
BROOKDALE PALM COAST		121			121
DIATHERIX LABORATORIES		72	49	40%	121
PRIME HEALTH OF NORTH PORT LLC		101	20	17%	121
URGENT CARE TCMA			121	100%	121
MD NOW MEDICAL CENTERS INC		88	32	27%	120
ARBOR TERRACE ORTEGA LLC	2	116	2	2%	120
BROOKDALE JENSEN BEACH		117	3	3%	120

COVID-19: testing by laboratory

Data through Apr 16, 2021 verified as of Apr 17, 2021 at 09:25 AM

Data in this report are provisional and subject to change.

The numbers in the table below represent the number of Florida and non-Florida residents for whom test results were received by the Department of Health. A person can be tested by more than one laboratory and can have both positive and negative results. **Therefore, the sum of the numbers in each column will be larger than the total number of people tested.**

Reporting lab	Inconclusive	Negative	Positive	Percent positive	Total
NSPIRE HEALTHCARE TAMARAC		80	40	33%	120
MED ONE AT SAINT AUGUSTINE		87	32	27%	119
FLAGLER COLLEGE HEALTH SERVICES		86	33	28%	119
HOBDAIR FAMILY HEALTH LLC		83	36	30%	119
MY CLINICAL LAB INC		17	102	86%	119
MATHISON RETIREMENT COMMUNITY		114	5	4%	119
PICH KTM CORP DBA MEDTOWN PHARMACY		102	17	14%	119
LONGWOOD CARDIOLOGY			119	100%	119
RDX BIOSCIENCE		60	59	50%	119
ORANGE PARK PEDIATRICS		108	11	9%	119
LATE HOURS URGENT CARE		61	57	48%	118
COASTAL HEALTH AND REHAB		110	8	7%	118
WESTCHESTER MEDICAL CENTER	1	112	5	4%	118
PHYSICIANS REGIONAL CLINIC		89	29	25%	118
SH HERON EAST LLC		103	15	13%	118
VILLAS OF HOLLY BROOK - BRADENTON 14TH		116	2	2%	118
FHMG- FLORIDA HOSPITAL MEDICAL GROUP		103	14	12%	117
FHMG LAKE MARY PEDS		102	15	13%	117
Hialeah Nursing And Rehabilitation Center		111	6	5%	117
UNIVERSITY HEALTH SYSTEM INC		106	11	9%	117
VILLAGE ON THE ISLE		111	6	5%	117
BROWARD HEALTH CORAL SPRINGS EPIDEMIOLOGY DEPT		1	116	99%	117
BROOKDALE COLONIAL PARK	2	114	1	1%	117
Golfview Healthcare Center		111	6	5%	117
NEIGHBORHOOD MEDICAL CENTER		112	5	4%	117
MD 365 MEDICAL CARE		115	1	1%	116
BELVEDERE COMMONS OF FORT WALTON BEACH		106	10	9%	116
LEE COUNTY SCHOOL DISTRICT	1	108	7	6%	116
SUNFLOWER SPRINGS ASSISTED LIVING		105	10	9%	115
TREASURE COAST MEDICAL ASSOCIATES		4	111	97%	115
HOSPICE OF MARTIN & ST LUCIE, INC		112	3	3%	115
HOSPICE OF THE EMERALD COAST INC - PANAMA CITY	2	106	7	6%	115
PANCARE HEALTH GULF COUNTY		87	28	24%	115
BAY PINES MEDICAL ASSOCIATES		1	114	99%	115
ST JOHNS COUNTY DETENTION CENTER		114			114
UNIVERSITY MEDICAL CENTER SUITES		100	14	12%	114
ELAN BUENA VISTA		97	17	15%	114
SOUTH BALDWIN MEDICAL CENTER GULF SHORES		91	23	20%	114
WESTWOOD NURSING & REHAB		80	34	30%	114
ISLAND DOCTORS		23	91	80%	114
CABANA AT JENSEN DUNES, THE		110	4	4%	114
SUMMIT MEDICAL GROUP PA		104	10	9%	114
Courtyards of Orlando Care Center		102	12	11%	114
TUSCAN ISLE OPERATING COMPANY LLC DBA		110	4	4%	114
LANDMARK HOSPITAL SOUTHWEST FLORIDA LLC		111	3	3%	114
Alhambra Health and Rehabilitation		113			113

COVID-19: testing by laboratory

Data through Apr 16, 2021 verified as of Apr 17, 2021 at 09:25 AM

Data in this report are provisional and subject to change.

The numbers in the table below represent the number of Florida and non-Florida residents for whom test results were received by the Department of Health. A person can be tested by more than one laboratory and can have both positive and negative results. **Therefore, the sum of the numbers in each column will be larger than the total number of people tested.**

Reporting lab	Inconclusive	Negative	Positive	Percent positive	Total
PEDIATRIC SERVICES AND BREATHING CENTER PA		86	27	24%	113
ANYLABTEST NOW		104	8	7%	112
ALLIED HEALTH FORT PIERCE		112			112
VRL EUROFINs - HAWAII		112			112
TREASURE COAST PRIMARY CARE		91	21	19%	112
CLEVELAND CLINIC FOUNDATION		12	100	89%	112
ALL MY KIDS PEDIATRICS INC		78	33	30%	111
J FRANK AVEY MD		87	24	22%	111
CSL PLASMA INC		8	103	93%	111
MINUTECLINIC DIAGNOSTIC OF NORTH CARO		99	12	11%	111
ADVENTHEALTH MEDICAL GROUP PRIMARY CARE		103	8	7%	111
DELAND WELLNESS CENTER			111	100%	111
MG PORT CHARLOTTE II SUBTENANT LLC		99	12	11%	111
ARDEN COURTS OF SARASOTA		93	17	15%	110
G & R HEALTH MART PHARMACY		90	20	18%	110
ADVANCED EMURGENT CARE		28	82	75%	110
AVOW HOSPICE INC		110			110
LAKE HOUSE ASSISTED LIVING		93	17	15%	110
VIERA HOSPITAL			109	100%	109
GIBBENS FAMILY MEDICAL, LLC		90	19	17%	109
CLINICAL LABS OF HAWAII		109			109
LENOX HILL HOSPITAL		100	9	8%	109
Riviera Health Resort		108	1	1%	109
GRAND VILLA OF DELAND		101	8	7%	109
CAREMOUNT MEDICAL - PATHOLOGY		104	4	4%	108
MINUTECLINIC LLC #3281		95	13	12%	108
North Lake Care Center		107	1	1%	108
PATRICK AIR FORCE BASE		3	105	97%	108
EVANS HEALTH CARE		106	2	2%	108
BAY VIEW HEALTHCARE		85	22	21%	107
Ocala Oaks Rehabilitation Center		101	6	6%	107
VITAS HEALTHCARE CORP OF FLORIDA		106	1	1%	107
QUALITY URGENT CARE AND WELLNESS		68	39	36%	107
NAVY HOSPITAL			107	100%	107
CAN COMMUNITY HEALTH		104	2	2%	106
ELMCROFT OF BELLA VITA		98	8	8%	106
BROOKDALE CANOPY OAKS		74	32	30%	106
AU HEALTH		90	16	15%	106
HEART OF FLORIDA REGIONAL MED CTR		35	71	67%	106
NORTH FLORIDA EVALUATION AND TREATMENT CENTER	2	99	5	5%	106
325TH MEDICAL GROUP		87	19	18%	106
SANIBEL INTERNAL MEDICINE, LLC		103	3	3%	106
ASHRAF MEDICAL GROUP PLLC DBA PULSE MD		103	3	3%	106
UNIVERSITY CENTER MEDICAL LLC DBA	1	99	5	5%	105
MINUTECLINIC DIAGNOSTIC OF SOUTH CAROLINA, LLC		86	19	18%	105
NORTH SHORE MEDICAL LABS	1	97	7	7%	105

COVID-19: testing by laboratory

Data through Apr 16, 2021 verified as of Apr 17, 2021 at 09:25 AM

Data in this report are provisional and subject to change.

The numbers in the table below represent the number of Florida and non-Florida residents for whom test results were received by the Department of Health. A person can be tested by more than one laboratory and can have both positive and negative results. **Therefore, the sum of the numbers in each column will be larger than the total number of people tested.**

Reporting lab	Inconclusive	Negative	Positive	Percent positive	Total
ST PETERSBURG PEDIATRICS-SEMINOLE		92	13	12%	105
WHITE PLAINS HOSPITAL CENTER LAB		101	4	4%	105
MINUTECLINIC DIAGNOSTIC OF OHIO LLC		83	22	21%	105
MAJESTIC OAKS		102	3	3%	105
MEDICAL CONSULTANTS OF FLORIDA DBA	1	90	14	13%	105
EMERALD COAST BEHAVIORAL HOSPITAL		99	6	6%	105
CARE CENTERS OF NASSAU, LLC - HENDRICKS RD		104			104
VISTA MANOR		92	12	12%	104
PREDICTIVE LABORATORIES, INC	1	90	13	13%	104
PEDIATRIC CARE CENTER- JACKSONVILLE BEACH		75	29	28%	104
EAST RIDGE RETIREMENT VILLAGE INC		104			104
GRANDE, THE	2	98	4	4%	104
AESTHETIC SURGERY CENTER OF WINTER PARK, THE	3	95	5	5%	103
OMNI HEALTHCARE, INC		101	2	2%	103
BAPTIST MEDICAL CENTER SOUTH		82	21	20%	103
LIFESTREAM BEHAVIORAL CENTER		82	21	20%	103
MENORAH HOUSE		102	1	1%	103
ST MARK ASSISTED LIVING CENTER	1	90	12	12%	103
MD NOW MEDICAL CENTERS, INC.		81	21	21%	102
HENNEPIN HEALTHCARE LABORATORY		102			102
PUTNAM COUNTY SHERIFFS OFFICE		95	7	7%	102
HARBORCHASE OF NAPLES		89	13	13%	102
LECONTE MEDICAL CENTER LAB		83	19	19%	102
SUNSHINE GARDENS		101	1	1%	102
ORLANDO LUTHERAN TOWERS ASSISTED LIVING		101			101
BLISS HEALTHCARE SERVICES	1	77	23	23%	101
CCS - BROWARD COUNTY JAIL		94	7	7%	101
MIAMI BEACH COMMUNITY HEALTH CENTER		2	99	98%	101
MACADAMS HOME HEALTH AGENCY		100	1	1%	101
BROOKDALE VERO BEACH SOUTH AL		101			101
Fouraker Hills Rehab and Nursing		91	9	9%	100
AFTER HOURS PEDIATRICS			100	100%	100
Consulate Health Care of Port Charlotte		98	2	2%	100
TOTAL CARE PLUS LLC			100	100%	100
GLOBAL CENTRAL LABS AT PPD	2	88	10	10%	100
PruittHealth Fleming Island		87	13	13%	100
DOUGLAS T JACOBSON STATE VETERANS HOME		100			100
EMERALD COAST CENTER		96	4	4%	100
BLOCK NATION CHASE		86	14	14%	100
Cross Landings Health and Rehabilitation		97	2	2%	99
CENTRAL FLORIDA HEALTH CARE		47	52	53%	99
TREASURE COAST PEDIATRICS PA		93	6	6%	99
Consulate Health Care of Jacksonville		85	14	14%	99
DEVANSH LAB WERKS INC		79	20	20%	99
NORTH CENTRAL BRONX HOSPITAL		94	5	5%	99
PLAZA OF HALLANDALE BEACH		98			98

COVID-19: testing by laboratory

Data through Apr 16, 2021 verified as of Apr 17, 2021 at 09:25 AM

Data in this report are provisional and subject to change.

The numbers in the table below represent the number of Florida and non-Florida residents for whom test results were received by the Department of Health. A person can be tested by more than one laboratory and can have both positive and negative results. **Therefore, the sum of the numbers in each column will be larger than the total number of people tested.**

Reporting lab	Inconclusive	Negative	Positive	Percent positive	Total
LANDMARK, THE		48	50	51%	98
KALEIDA HEALTH CENTER FOR LABORATORY		92	6	6%	98
KORGENE LAB	1	28	69	70%	98
FLORIDA COMMUNITY HEALTH CENTERS INC			98	100%	98
URINEGOODHANDS LLC		96	2	2%	98
HAWTHORN HOUSE		84	14	14%	98
PORT CHARLOTTE REHABILITATION CENTER		84	14	14%	98
SEMINOLE COUNTY HEALTH DEPARTMENT		79	19	19%	98
VALLEY MEDICAL CENTER		91	7	7%	98
SUPERIOR RESIDENCES OF LECANTO		82	15	15%	97
ARBOR TRAIL		77	20	21%	97
RIDGEWOOD DIAGNOSTIC LABORATORY		92	5	5%	97
HURLBURT FIELD CLINIC		39	58	60%	97
MINNESOTA TWINS		92	5	5%	97
HEALTH CENTERS AT BRENTWOOD		96	1	1%	97
PEDIATRIC ASSOCIATES ORLANDO		82	14	15%	96
QPS, LLC		93	3	3%	96
BAYSHORE MEMORY CARE		96			96
SOUTH LAKE PEDIATRICS		82	14	15%	96
MARKET STREET VIERA		95	1	1%	96
LABFIRST - DEPARTMENT OF PATHOLOGY		91	4	4%	95
THE TERRACE OF KISSIMMEE		80	15	16%	95
COLONY CARE CENTER		79	16	17%	95
CROSS CITY REHABILITATION AND HEALTH CARE CENTER		72	23	24%	95
PALM BAY HOSPITAL			95	100%	95
ADVENT HEALTH CENTRA CARE - EAST ORLANDO		65	30	32%	95
CONSULATE HEALTH CARE OF SARASOTA	1	93			94
BRIDGEVIEW CENTER LLC		81	13	14%	94
DIAGNOSTIC SOLUTIONS		3	91	97%	94
TALLAHASSEE VA OPC		89	5	5%	94
EAST ALABAMA MEDICAL CENTER LABORATORY		82	12	13%	94
Conway Lakes Health and Rehabilitation Center		93	1	1%	94
ERIE COUNTY MEDICAL CTR CLINICAL LABS		90	4	4%	94
PRIMECARE AT TWIN LAKES		2	92	98%	94
ADVENT HEALTH CENTRA CARE - WATERMAN		79	15	16%	94
HUNTSVILLE HOSPITAL LABORATORY		69	25	27%	94
EXPRESS DOCS LLC		6	88	94%	94
PUBLIC SQUARE PHARMACY LLC		74	20	21%	94
VILLAGES VA CBOC	2	85	6	6%	93
WE SCREEN LLC		89	4	4%	93
LAFAYETTE NURSING AND REHABILITATION CENTER		91	2	2%	93
STONY BROOK UNIVERSITY MEDICAL CENTER		79	14	15%	93
NEW SMYRNA BEACH URGENT CARE			93	100%	93
PRESERVE AT PALM AIRE	3	90			93
PENNSYLVANIA DEPT OF HEALTH		21	72	77%	93
JOHN KNOX VILLAGE OF FLORIDA ALF	1	87	4	4%	92

COVID-19: testing by laboratory

Data through Apr 16, 2021 verified as of Apr 17, 2021 at 09:25 AM

Data in this report are provisional and subject to change.

The numbers in the table below represent the number of Florida and non-Florida residents for whom test results were received by the Department of Health. A person can be tested by more than one laboratory and can have both positive and negative results. **Therefore, the sum of the numbers in each column will be larger than the total number of people tested.**

Reporting lab	Inconclusive	Negative	Positive	Percent positive	Total
BARRY UNIVERSITY STUDENT HEALTH SERVICES		52	40	43%	92
DAVITA LABORATORY		69	23	25%	92
WALGREENS #04809	1	82	9	10%	92
KINDRED AT HOME		83	9	10%	92
RARITAN BAY PERTH AMBOY		83	9	10%	92
Baldwin Pediatrics		81	11	12%	92
SIGNATURE HEALTHCARE OF MIDDLEBURG		89	2	2%	91
ROSECASTLE AT DELANEY CREEK		90	1	1%	91
AVERO DIAGNOSTICS		67	24	26%	91
MAGNOLIA DIAGNOSTIC		2	89	98%	91
TREASURE COAST FORENSIC TREATMENT CTR		70	21	23%	91
CENTURY CENTER FOR REHABILITATION & HEALING		73	18	20%	91
HERON CLUB AT PRESTANCIA		89	2	2%	91
BAHIA OAKS LODGE		85	6	7%	91
DEBARY HEALTH AND REHABILITATION CENTER		88	3	3%	91
A COUNTRY PLACE ASSISTED LIVING FACILITY		89	2	2%	91
CRESTVIEW URGENT CARE		16	74	82%	90
LAKE GIBSON VILLAGE, LLC		87	3	3%	90
Winter Garden Rehab and Nursing Facility		79	11	12%	90
WINDSOR OAKS		89	1	1%	90
KEYS MEDICAL GROUP			90	100%	90
CALADIUM PEDIATRICS		79	10	11%	89
MD 365 MEDICAL CARE PLLC		89			89
Lanier Rehab		64	25	28%	89
COOPER FAMILY MEDICAL PLLC		69	20	22%	89
EVENTEST, LLC		87	2	2%	89
STUART LODGE LIVING LLC		66	23	26%	89
PANIRA HEALTHCARE CLINIC		2	87	98%	89
FREEDOM INN AT TARPON SPRINGS		82	7	8%	89
Winter Park Care and Rehab		88	1	1%	89
ATRIUM AT LIBERTY PARK		85	4	4%	89
GRACE MEDICAL HOME		73	16	18%	89
NORTH FLORIDA SPINE AND WELLNESS		69	20	22%	89
CATHOLIC HEALTH SERVICES REGIONAL LAB		80	8	9%	88
GRAND OAKS OF JENSEN BEACH LLC		87	1	1%	88
GOVERNOR'S CREEK HEALTH & REHABILITATION		87	1	1%	88
CATHOLIC HEALTH SYSTEM DEPT LABORATORY		84	4	5%	88
PERSONAL PEDIATRICS		78	10	11%	88
JERICOHO URGENT CARE		83	4	5%	87
UNIVERSITY OF NEW MEXICO HOSPITAL		87			87
EISENHOWER ARMY MEDICAL CENTER		80	7	8%	87
CHILDRENS CLINIC		39	48	55%	87
BAYLOR GENETICS		75	12	14%	87
BRANDON HEALTH AND REHABILITATION CENTER	1	85	1	1%	87
CLYDE E LASSEN STATE VETERANS NURSING HOME		62	25	29%	87
PACIFIC ANALYTICS			87	100%	87

COVID-19: testing by laboratory

Data through Apr 16, 2021 verified as of Apr 17, 2021 at 09:25 AM

Data in this report are provisional and subject to change.

The numbers in the table below represent the number of Florida and non-Florida residents for whom test results were received by the Department of Health. A person can be tested by more than one laboratory and can have both positive and negative results. **Therefore, the sum of the numbers in each column will be larger than the total number of people tested.**

Reporting lab	Inconclusive	Negative	Positive	Percent positive	Total
NAPHCARE, INC.		76	10	12%	86
ACE BIOMEDICAL LABS LLC		73	13	15%	86
BRILLIANCE ASSISTED LIVING		69	17	20%	86
WALGREENS #12673		82	4	5%	86
DISCOVERY VILLAGE AT THE FORUM		86			86
MIAMI SHORES NURSING & REHAB		86			86
BISHOP GRADY VILLAS		84	2	2%	86
FLORIDA PEDIATRIC GROUP		31	55	64%	86
CHAMBREL AT ISLAND LAKE		82	4	5%	86
BEACHES PEDIATRICS PA		81	5	6%	86
PENSACOLA DEVELOPMENTAL CENTER		67	19	22%	86
HUNTINGTON HOSPITAL LABORATORY		82	3	4%	85
SUWANNEE COUNTY SHERIFF OFFICE		82	3	4%	85
PRMG - EAST NAPLES	1	73	11	13%	85
W. FRANK WELLS NURSING HOME		84	1	1%	85
ST VINCENT'S BIRMINGHAM		78	7	8%	85
MEDRITE URGENT CARE		71	14	16%	85
MEDEXPRESS - BLOOMIN BRANDS		65	20	24%	85
TROPICANA MANUFACTURING COMPANY INC		79	6	7%	85
PARK OF THE PALMS INC		83	1	1%	84
PEDIATRIC SERVICES OF AMERICA INC		79	5	6%	84
LONG TERM CARE OF JAY, LLC		63	21	25%	84
NITE LITE PEDIATRICS - JACKSONVILLE		76	8	10%	84
PINES OF SARASOTA GARDEN		84			84
ARBOR OAKS AT TYRONE	9	73	2	2%	84
Summit Medical Group, Pa DbA Citymd		77	7	8%	84
MID FLORIDA PRIMARY CARE PA		69	14	17%	83
CANOPY ON BERRYHILL, THE		51	32	39%	83
LAKE HOWELL FAMILY MEDICINE ASSOCIATES		69	14	17%	83
MISIR DRUGS LLC		70	13	16%	83
LABCORP EMPLOYER SERVICES		82	1	1%	83
PLYMOUTH HOME FOR ADULTS, INC.	8	74	1	1%	83
DELCARE PA		66	16	20%	82
LAB		29	53	65%	82
ARLINGTON OF NAPLES INC, THE		82			82
Lexington Health and Rehabilitation Center		82			82
THE PAVILION FOR HEALTH CARE		72	10	12%	82
HOLMES COUNTY HEALTH DEPARTMENT	1	67	13	16%	81
BIO-TECH CLINICAL LABORATORIES		41	40	49%	81
CAMPBELL URGENT CARE		15	66	81%	81
JENNIFER J CHIAVETTA-GRLSANTI DC		65	16	20%	81
LAB PLUS, LLC AT SAINT THOMAS WEST HOSPITAL		66	14	18%	80
ALLIANCE PEDIATRICS		49	31	39%	80
MEDICAL PAVILION CLINIC		62	18	23%	80
ECOLAB GROUP		45	35	44%	80
BROWARD HEALTH MEDICAL CENTER CLINICAL LAB			80	100%	80

COVID-19: testing by laboratory

Data through Apr 16, 2021 verified as of Apr 17, 2021 at 09:25 AM

Data in this report are provisional and subject to change.

The numbers in the table below represent the number of Florida and non-Florida residents for whom test results were received by the Department of Health. A person can be tested by more than one laboratory and can have both positive and negative results. **Therefore, the sum of the numbers in each column will be larger than the total number of people tested.**

Reporting lab	Inconclusive	Negative	Positive	Percent positive	Total
INSTITUTE OF PATHOLOGY KINGS COUNTY		77	3	4%	80
BALMORAL TENANT SERVICES INC	1	43	36	45%	80
DOCTORS CENTER PA,THE		67	12	15%	79
EMERGENCY PHYSICIANS MEDICAL CENTER LLC		57	22	28%	79
EDGEWATER AT WATERMAN VILLAGE		78	1	1%	79
CBS LABS OF TAMPA LLC		3	76	96%	79
ALTAMONTE PEDIATRIC ASSOCIATES		31	48	61%	79
MIRIMUS CLINICAL LABS	2	33	44	56%	79
ROYAL CARE OF AVON PARK		76	3	4%	79
ENCOMPASS HEALTH REHABILITATION HOSPITAL OF LARGO		76	3	4%	79
SIMED LABORATORY		63	16	20%	79
VETERANS AFFAIRS MEDICAL CENTER - PALO ALTO		28	51	65%	79
AR ANESTHESIA LLC		77	2	3%	79
CENTRAL BALDWIN IMMEDIATE CARE & FAMILY PRACTICE		60	18	23%	78
CONCENTRA - FT LAUDERDALE - COMMERCIAL BLVD		78			78
LAKE MORTON PLAZA□		75	3	4%	78
Gulfport Rehabilitation Center		75	3	4%	78
NEW MEXICO STATE PUBLIC HEALTH DIVISION		78			78
WALGREENS 2941		74	4	5%	78
CENTRAL FLORIDA HEALTH SERVICES		59	19	24%	78
WALGREENS 9627		71	6	8%	77
WEST VOLUSIA FAMILY AND SPORTS MEDICINE		75	2	3%	77
LEVY COUNTY DEPARTMENT OF HEALTH		56	21	27%	77
BAYCARE MEDICAL GROUP		71	6	8%	77
HEALTH FIRST - PALM BAY HOSPITAL		2	75	97%	77
BOND CLINIC PA		45	32	42%	77
ORANGE CITY NURSING AND REHAB		75	2	3%	77
DOH-WEST PALM BEACH BRANCH LABORATORY		3	74	96%	77
SANTA BARBARA CARE CENTER		55	22	29%	77
INFINITY BIOLOGIX LLC OAKDALE		72	5	6%	77
LPG PRIMARY CARE AT SURFSIDE		68	8	11%	76
WINDSOR REFLECTIONS		75	1	1%	76
SHERMAN-ABRAMS LABORATORY INC		70	6	8%	76
SMS DO PA		65	11	14%	76
PROMEDICA LABORATORIES		21	55	72%	76
DYNAMIC MEDICAL USA			76	100%	76
ASSOCIATED CLINICAL LABORATORIES		68	8	11%	76
AESTHETIC ENHANCEMENTS		76			76
S-H THIRTY-FIVE OPCO- PORT ST LUCIE, LLC	1	75			76
MOBILE PHYSICIAN SERVICES INC		68	8	11%	76
CLINICAL PATHOLOGY ASSOCIATES-SONIC REFERENCE LAB		76			76
WATERCREST ST LUCIE WEST	1	69	5	7%	75
BROWARD HEALTH MEDICAL CENTER		3	72	96%	75
JACOBI MEDICAL CENTER		70	5	7%	75
ADVENTHEALTH EXPRESSCARE		45	30	40%	75
COASTAL LABORATORIES OF FLORIDA		65	10	13%	75

COVID-19: testing by laboratory

Data through Apr 16, 2021 verified as of Apr 17, 2021 at 09:25 AM

Data in this report are provisional and subject to change.

The numbers in the table below represent the number of Florida and non-Florida residents for whom test results were received by the Department of Health. A person can be tested by more than one laboratory and can have both positive and negative results. **Therefore, the sum of the numbers in each column will be larger than the total number of people tested.**

Reporting lab	Inconclusive	Negative	Positive	Percent positive	Total
MICHAEL AKPEKE MD		66	9	12%	75
ELLKAY HEALTHCARE DATA PLUMBERS	52	19	4	5%	75
NORTH SHORE UNIVERSITY HOSPITAL LABORATORY		68	7	9%	75
CVS MINUTE CLINIC		1	73	99%	74
OAK MANOR NURSING HOME		70	4	5%	74
SUN CLINICAL LABORATORIES		73	1	1%	74
BENTLEY VILLAGE II		65	9	12%	74
BROOKDALE OVIEDO		72	2	3%	74
PANCARE HEALTH - FREEPORT CLINIC SUITE B		65	9	12%	74
NORTH FLORIDA PEDIATRICS		57	17	23%	74
NOAH CLINICAL LABORATORY		63	11	15%	74
PANCARE HEALTH - MALONE CLINIC		67	7	9%	74
LAKE CITY VA MEDICAL CENTER			74	100%	74
SCOTT LAKE HEALTH AND REHABILITATION CENTER		71	3	4%	74
STONY BROOK SOUTHAMPTON		72	2	3%	74
CENTRAL FLORIDA PEDIATRICS		38	36	49%	74
SIMEDHEALTH LLC		62	11	15%	73
THE GOOD SHEPARDS OF DELAND-WEST		72	1	1%	73
NOMI HEALTH LAB SERVICES LLC		5	68	93%	73
GOOD HEARTS COVID TESTING		30	43	59%	73
MEADOWCREST FAMILY PHYSICIANS PA	1	49	23	32%	73
DISCOVERY VILLAGE AT PALM BEACH GARDENS		71	2	3%	73
TAMPA BAY CONCIERGE DOCTOR, LLC		71	2	3%	73
PALM RIVER COMMUNITY HEALTH CENTER		66	7	10%	73
VANDERBILT UNIVERSITY MEDICAL CENTER		64	9	12%	73
CONSULATE HEALTH CARE - LAKE MARY		72	1	1%	73
SOS MOBILE MEDICAL CARE LLC		61	11	15%	72
MULBERRY CARE CENTER		62	10	14%	72
GRAND ST PAUL CVS		71	1	1%	72
GV NAPLES OPCO, LLC		71	1	1%	72
HAVEN OF OUR LADY OF PEACE		72			72
FLORIDA MEDICAL CLINIC PA		50	22	31%	72
MD LABS		45	27	38%	72
KINGS BAY PEDIATRICS LLC		66	6	8%	72
CRAIG BERGER MD PL D/B/A BAY AREA EYE INSTITUTE		72			72
TITUSVILLE FAMILY PRACTICE		16	56	78%	72
ADVANCED LAB		67	4	6%	71
THOMAS INTERNAL MEDICINE		60	11	15%	71
CL BRUMBACK PRIMARY CARE CLINICS		17	54	76%	71
STERLING HOUSE OF TALLAHASSEE	3	62	6	8%	71
ADVENT HEALTH - LAKE MARY		61	10	14%	71
INDIGO MANOR		22	49	69%	71
SUNCOAST OPTIMAL WELLNESS		23	48	68%	71
BOND CLINIC DR ELDEEB		35	36	51%	71
AMMON LABS		61	10	14%	71
BARNETT PARK		2	69	97%	71

COVID-19: testing by laboratory

Data through Apr 16, 2021 verified as of Apr 17, 2021 at 09:25 AM

Data in this report are provisional and subject to change.

The numbers in the table below represent the number of Florida and non-Florida residents for whom test results were received by the Department of Health. A person can be tested by more than one laboratory and can have both positive and negative results. **Therefore, the sum of the numbers in each column will be larger than the total number of people tested.**

Reporting lab	Inconclusive	Negative	Positive	Percent positive	Total
LUTHERAN HAVEN ASSISTED LIVING		71			71
BENTLEY CARE CENTER		71			71
INN AT ASTON GARDENS AT PELICAN POINTE,THE		67	4	6%	71
ST VINCENTS PRIMARY CARE		64	7	10%	71
DEVELOPMENTAL DISABILITIES DEFENDANT PROGRAM		68	2	3%	70
USF HEALTH MORSANI CENTER		5	65	93%	70
HARMONY CLINIC		1	69	99%	70
MED EXPRESS		6	64	91%	70
LABCORP		18	52	74%	70
SUNCOAST COMMUNITY HEALTH CENTERS PEDIATRICS		21	49	70%	70
BREVARD HEALTH ALLIANCE INC		67	3	4%	70
BioReference Laboratories, Inc		8	62	89%	70
THE TRADITION OF THE PALM BEACHES		68	2	3%	70
SUMMIT AT VENICE	2	63	5	7%	70
Highlands Regional Hospital		63	7	10%	70
PLANTATION GENERAL HOSPITAL CLINICAL LAB		26	43	62%	69
PRODUCTION HEALTH SAFETY MANAGEMENT		67	2	3%	69
LINCOLN MEDICAL AND MENTAL HEALTH CENTER		66	3	4%	69
SAN JOSE SENIOR CARE LLC	1	43	25	36%	69
HERITAGE HEALTHCARE AND REHABILITATION CENTER		69			69
MEMORIAL MANOR		69			69
OHI WEST INC		61	8	12%	69
ARTHREX MEDICAL CENTER		39	30	43%	69
PARKSIDE INN	3	64	2	3%	69
CP/AIG PENSACOLA DEVELOPMENT LLC		66	3	4%	69
GENPATH			68	100%	68
MICHAEL A VENAZIO MD		64	4	6%	68
PROMEDICA SENIOR LIVING		64	4	6%	68
SUMTER PEDIATRICS		63	5	7%	68
NORTHWESTERN UNIVERSITY CORP		67	1	1%	68
AEL- MEMPHIS		17	51	75%	68
TOWERS HOME CARE		64	4	6%	68
BIG BOCA SMILES LLC		66	2	3%	68
SOMERBY OF SANTA ROSA BEACH		58	9	13%	67
NAPHCARE INC		62	5	7%	67
EC OPCO PENSACOLA, LLC		66	1	1%	67
MEASE MANOR INC		63	4	6%	67
OKEECHOBEE URGENT CARE		17	49	74%	66
BOND AND STEELE CLINIC, PA		52	14	21%	66
MANATEE COUNTY JAIL		65	1	2%	66
ST JOSEPHS HOSPITAL SOUTH HOSPITAL			66	100%	66
AMERICAN FAMILY MEDICAL		53	13	20%	66
INTERNAL MEDICINE ASSOCIATES PA		62	4	6%	66
VETERANS AFFAIRS MEDICAL CENTER - GULF COAST		27	39	59%	66
Stratford Court of Palm Harbor		56	10	15%	66
SAMFORD UNIVERSITY HEALTH SERVICES		65	1	2%	66

COVID-19: testing by laboratory

Data through Apr 16, 2021 verified as of Apr 17, 2021 at 09:25 AM

Data in this report are provisional and subject to change.

The numbers in the table below represent the number of Florida and non-Florida residents for whom test results were received by the Department of Health. A person can be tested by more than one laboratory and can have both positive and negative results. **Therefore, the sum of the numbers in each column will be larger than the total number of people tested.**

Reporting lab	Inconclusive	Negative	Positive	Percent positive	Total
MEDEX MEDICAL EXPRESS OF PALATKA			66	100%	66
WADSWORTH HEALTH CENTER		62	3	5%	65
HORIZON ALF		64	1	2%	65
ENCOMPASS HEALTH REHABILITATION HOSPITAL		65			65
MINUTECLINIC DIAGNOSTIC OF NEW JERSEY		57	8	12%	65
NXGEN MDX		20	45	69%	65
HERNANDO COUNTY FIRE RESCUE DISTRICT		31	34	52%	65
CORAL GABLES HOSPITAL			65	100%	65
ISLAND COAST PEDIATRICS		58	7	11%	65
ADVENT HEALTH CENTRA CARE - WINTER GARDEN		19	46	71%	65
GUIDEWELL EMERGENCY MEDICINE DOCTORS LLC		34	31	48%	65
ROCKLEDGE REGIONAL MEDICAL CENTER		30	35	54%	65
BROOKDALE CENTRE POINTE	1	64			65
FAST PACE MEDICAL CLINIC, PLLC		55	10	15%	65
PM PEDIATRICS		55	10	15%	65
OUT OF STATE		40	25	38%	65
CVS NY4098030POCT NEW YORK		64	1	2%	65
SUMMER VISTA ASSISTED LIVING		38	27	42%	65
SACRED HEART MEDICAL GROUP URGENT CARE		52	12	19%	64
GOLDEN POND COMMUNITIES		64			64
NEMOURS CHILDRENS PRIMARY CARE OVIEDO		51	13	20%	64
NORTH FLORIDA MEDICAL CENTER		58	6	9%	64
TRINITY AL SENIOR HOUSING LLC		45	19	30%	64
APC PEDIATRICS AT RYE ROAD MEDICAL PARK		63	1	2%	64
LPG CONVENIENT CARE AT PINE ISLAND ROAD		58	6	9%	64
GREENLEAF ALF		63	1	2%	64
VIERA HEALTH AND REHABILITATION CENTER		62	2	3%	64
SAFARI PEDIATRICS PA		62	2	3%	64
SUNCOAST TECHNICAL COLLEGE SCHOOL OF HEALTH		64			64
TROY REGIONAL MEDICAL CENTER		53	11	17%	64
ADVENT HEALTH - PALM COAST		2	62	97%	64
BRADFORD COUNTY HEALTH DEPARTMENT		63	1	2%	64
EAST HILL PHARMACY		45	19	30%	64
JOSEPH L MORSE GERIATRIC CENTER	2	59	3	5%	64
SILVER LAKE PEDIATRICS PA		57	7	11%	64
ADVENT HEALTH - FOUR CORNERS ER		47	16	25%	63
NICEVILLE URGENT CARE		17	46	73%	63
WILSON MEMORIAL REGIONAL MEDICAL CENTER		59	4	6%	63
BIOREFERENCE LABORATORIES INC		11	52	83%	63
NORTH FLORIDA PEDIATRICS - JACKSONVILLE		57	6	10%	63
DAVID POSNACK JEWISH DAY SCHOOL		63			63
BURRY'S PHARMACY INC		38	25	40%	63
ROSECASTLE OF JACKSONVILLE LLC		62	1	2%	63
BEEHIVE HOMES OF GULF BREEZE		47	16	25%	63
MEDI CLINIC SARASOTA INC		62	1	2%	63
FLORIDA HEALTH CARE		8	55	87%	63

COVID-19: testing by laboratory

Data through Apr 16, 2021 verified as of Apr 17, 2021 at 09:25 AM

Data in this report are provisional and subject to change.

The numbers in the table below represent the number of Florida and non-Florida residents for whom test results were received by the Department of Health. A person can be tested by more than one laboratory and can have both positive and negative results. **Therefore, the sum of the numbers in each column will be larger than the total number of people tested.**

Reporting lab	Inconclusive	Negative	Positive	Percent positive	Total
KESHAV RX LLC		51	12	19%	63
GEORGE E WEEMS MEMORIAL HOSPITAL LAB		52	10	16%	62
DEPT OF VA MED CENTE-WEST PALM BEACH			62	100%	62
OVERLOOK HOSPITAL LABORATORY		57	5	8%	62
MENTAL HEALTH CARE INC		53	9	15%	62
ST FRANCIS HOSPITAL		54	8	13%	62
MEDLOGIC LABORATORIES		3	59	95%	62
CINNAMON COVE ALF		61	1	2%	62
EMERALD COAST HOSPICE		61	1	2%	62
ATLAN		54	8	13%	62
PANCARE HEALTH - JACKSON COUNTY		51	11	18%	62
LAKELAND REGIONAL HEALTH		38	24	39%	62
1ST PRIORITY LAB SERVICES		50	12	19%	62
NORTH FLORIDA PHARMACY		55	7	11%	62
PALM BAY URGENT CARE		28	34	55%	62
Palms at Ponte Vedra Assisted Living and Memory Care		59	3	5%	62
MINUTECLINIC DIAGNOSTIC OF KANSAS, PA		53	9	15%	62
REHAB AND HEALTHCARE CENTER OF CAPE CORAL		62			62
ERDOX		57	4	7%	61
CDR MAGUIRE INC	1	7	53	87%	61
ST CLOUD PHYSICIAN MANAGEMENT LLC DBA ST CLOUD		28	33	54%	61
ORTHOPAEDIC SURGERY CENTER		61			61
RITECARE MED CTR H			61	100%	61
FAMILY HEALTH CENTER		43	18	30%	61
WASHINGTON REHABILITATION AND NURSING CENTER		51	10	16%	61
GRAND AVENUE RX			60	100%	60
CARE CENTERS OF NASSAU LLC MINER ROAD SOUTH		60			60
PREMISE HEALTH MIA		22	38	63%	60
81ST MEDICAL GROUP		28	32	53%	60
INTERNAL LAB		50	10	17%	60
LAKE CO EMPLOYEE HEALTH AND WELLNESS CENTER		53	7	12%	60
WAVE CREST HEALTH AND REHABILITATION CENTER		57	3	5%	60
THE PRESERVE AT CLEARWATER		58	2	3%	60
MAIN STREET MEDICAL CENTER OF CRESTVIEW PA		41	19	32%	60
SONORAN DESERT PATHOLOGY ASSOCIATES		3	57	95%	60
TWIN CREEKS ASSISTED LIVING & MEMORY CARE		57	3	5%	60
WORLD OF PEDIATRICS LLC		52	8	13%	60
ADVENTHEALTH MEDICAL GROUP MULTISPECIALTY			60	100%	60
ERIC C MRSHAL, MD, PC #1842		57	3	5%	60
LEE COMMUNITY HEALTHCARE - LEHIGH		51	9	15%	60
CHILDREN'S HOSPITAL OF ALABAMA		59	1	2%	60
FERN PARK DEVELOPMENTAL CENTER		5	54	92%	59
CARDIOLOGY AND MEDICINE ASSOCIATES		43	16	27%	59
TBI RESIDENTIAL SERVICES, INC.		48	11	19%	59
FLORIDA HEALTH CARE DELAND			59	100%	59
UHEALTH AT FISHER ISLAND			59	100%	59

COVID-19: testing by laboratory

Data through Apr 16, 2021 verified as of Apr 17, 2021 at 09:25 AM

Data in this report are provisional and subject to change.

The numbers in the table below represent the number of Florida and non-Florida residents for whom test results were received by the Department of Health. A person can be tested by more than one laboratory and can have both positive and negative results. **Therefore, the sum of the numbers in each column will be larger than the total number of people tested.**

Reporting lab	Inconclusive	Negative	Positive	Percent positive	Total
BIG BEND CARES, INC		51	8	14%	59
BIOTECH		52	7	12%	59
MILLENIUM PHYSICIANS GROUP		1	58	98%	59
MINUTECLINIC DIAGNOSTIC OF HAWAII LLC		52	7	12%	59
MARQUIS LABS, LLC		57	2	3%	59
ENCOMPASS HEALTH REHABILITATION HOSPITAL OF SARASOTA		59			59
STEINHATCHEE FAMILY MEDICAL CENTER	1	50	8	14%	59
LAKE SHERIFF		45	14	24%	59
Grand Villa of Clearwater		53	5	9%	58
SONATA BOCA RATON		54	4	7%	58
TUKA PEDIATRICS		7	51	88%	58
COOPER FAMILY MEDICAL, PLLC		48	10	17%	58
BUECHELE DENTAL PA DBA CLERMONT FAMILY DENTISTRY		48	10	17%	58
ALEXANDER NININGER STATE VETERANS		58			58
Margate Health and Rehabilitation Center		56	2	3%	58
KINDRED HOSPITAL CENTRAL TAMPA BLOOD GAS	1	52	5	9%	58
MICHIGAN DEPARTMENT OF HEALTH AND HUMAN SERVICES	1		57	98%	58
EVIVIA		55	3	5%	58
CALHOUN COUNTY HEALTH DEPT		29	29	50%	58
ADVENT HEALTH - MOUNT DORA		10	48	83%	58
CORNERSTONE PEDIATRICS		45	12	21%	57
MALCOM RANDALL DEPT OF VAMC			57	100%	57
KEY WEST MEDICAL CENTER	1	50	6	11%	57
SARATOGA HOSPITAL LABORATORY		52	5	9%	57
TRADITIONAL HOME HEALTH OF PALM BEACH INC		55	2	4%	57
ALL AMERICAN URGENT CARE			57	100%	57
ASCENSION SACRED HEART BAY LABORATORY		54	3	5%	57
ALZHEIMERS CARE CENTER OF VIERA LTD		37	20	35%	57
VALENCIA HOUSE ALF		55	2	4%	57
MINUTECLINIC DIAGNOSTIC OF SOUTH CAROL		52	5	9%	57
KAPG FLEMING ISLAND SENIOR HOUSING OPCO LLC	1	56			57
BOCA BIOLISTICS LLC		46	11	19%	57
GENESIS DERMATOLOGY		53	4	7%	57
PREMIUM HEALTH SERVICES OF TAMPA BAY LLC		34	23	40%	57
TGH URGENT CARE POWERED BY FAST TRACK			57	100%	57
Bon Secours Maria Manor		52	5	9%	57
FINLAY CLINICAL LABORATORY		20	37	65%	57
THE CANOPY AT BERRYHILL		57			57
DAVENPORT PEDIATRICS CLERMONT PA		50	6	11%	56
CENTRA CARE - LAKE NONA		6	50	89%	56
SOUTHSIDE HOSPITAL NORTHWELL HEALTH LABORATORY		49	7	13%	56
SPRING MANOR ASSISTED LIVING		56			56
DOT DOC SARASOTA		51	5	9%	56
EAGLES WATCH CLUSTER		47	9	16%	56
ATRIA PARK OF LAKE FOREST (WG HERITAGE LF LLC)		54	2	4%	56
HIALEAH HOSPITAL RESPIRATORY DEPT			56	100%	56

COVID-19: testing by laboratory

Data through Apr 16, 2021 verified as of Apr 17, 2021 at 09:25 AM

Data in this report are provisional and subject to change.

The numbers in the table below represent the number of Florida and non-Florida residents for whom test results were received by the Department of Health. A person can be tested by more than one laboratory and can have both positive and negative results. **Therefore, the sum of the numbers in each column will be larger than the total number of people tested.**

Reporting lab	Inconclusive	Negative	Positive	Percent positive	Total
OCOEE PEDIATRICS		48	8	14%	56
JOHN D ARCHBOLD MEMORIAL HOSPITAL		55	1	2%	56
URGENT CARE USA LLC		2	54	96%	56
TIFFANY HALL NURSING AND REHAB		44	12	21%	56
MAUREEN OROURKE-FUTEY			56	100%	56
PATHOLOGY CONSULTANTS OF NEW MEXICO		56			56
NITE LITE PEDIATRICS - PORT ST. LUCIE		46	9	16%	55
GENTIVA HEALTH SERVICES CERTIFIED INC		52	3	5%	55
KENDALL REGIONAL MEDICAL CENTER LAB	3		52	95%	55
WEST ISLIP URGENT CARE		50	5	9%	55
LONG ISLAND UNIVERSITY - POST CAMPUS		50	5	9%	55
PALM BAY PEDIATRICS		36	19	35%	55
PREMIER MEDICAL ASSOCIATES ALL FLORIDA LLC		54	1	2%	55
VPA PC LAB		48	7	13%	55
S-H THIRTY FIVE OPCO - ORANGE CITY, LLC		45	10	18%	55
Salerno Bay Health & Rehabilitation Center		45	10	18%	55
EAST CENTRAL FLORIDA OUTPATIENT IMAGING		43	12	22%	55
SONATA HUNTERS CREEK		47	8	15%	55
ORLANDO CLINICAL RESEARCH CENTER		51	3	6%	54
CAMBRIDGE SECURITY SERVICES		51	3	6%	54
UNITED LABORATORY SERVICES CORPORATION		38	16	30%	54
CITYMD OF MANAHAWKIN		52	2	4%	54
CERTUS MTD OPCP LLC		52	2	4%	54
LPG PRIMARY CARE AT PINE ISLAND		45	9	17%	54
FAMILY EXTENDED CARE OF PUNTA GORDA		54			54
PENNSYLVANIA DEPARTMENT OF HEALTH BUREAU OF LABORATORIES			54	100%	54
SARASOTA CO. HEALTH DEPT # 58		40	14	26%	54
CLERMONT HEALTH AND REHAB		40	14	26%	54
APOLLOMDX LABS		32	22	41%	54
ST. CLOUD MEDICAL GROUP		54			54
JUNIPER VILLAGE AT NAPLES		53	1	2%	54
FUTURE PEDIATRICS		51	3	6%	54
FG RAPID		49	5	9%	54
Jupiter Medical Center Pavilion		53	1	2%	54
ALLIANCE COMMUNITY FOR RETIREMENT LIVING		53			53
SOMERSET			53	100%	53
QUOTIENT SCIENCES LABS LLC			53	100%	53
MISSION OAKS ASSISTED LIVING		51	2	4%	53
LEE MEMORIAL HEALTH SYSTEM D/B/A LEE COMMUNITY		48	5	9%	53
Osprey Point Nursing Center		51	2	4%	53
BARNES HEALTHCARE OF FLORIDA LLC		49	4	8%	53
UNIVERSITY OF WEST FLORIDA, THE		52	1	2%	53
ADVENT HEALTH EXPRESS CARE		5	48	91%	53
HOME CARE PHARMACY		53			53
LITTLE NECK URGENT CARE		51	2	4%	53
LPG PULMONOLOGY-COCONUT POINT		46	7	13%	53

COVID-19: testing by laboratory

Data through Apr 16, 2021 verified as of Apr 17, 2021 at 09:25 AM

Data in this report are provisional and subject to change.

The numbers in the table below represent the number of Florida and non-Florida residents for whom test results were received by the Department of Health. A person can be tested by more than one laboratory and can have both positive and negative results. **Therefore, the sum of the numbers in each column will be larger than the total number of people tested.**

Reporting lab	Inconclusive	Negative	Positive	Percent positive	Total
CAPE REGIONAL MEDICAL CENTER		49	3	6%	52
ORCHID COVE AT DAYTONA		45	7	13%	52
ST ANTHONYS PRIMARY CARE LLC/JACKSON STREET			52	100%	52
ADVENT HEALTH		49	3	6%	52
INTERNAL MEDICINE SPECIALIST		46	6	12%	52
HOLY NAME HOSPITAL LABORATORY		50	2	4%	52
LONG ISLAND JEWISH MED CTR		48	4	8%	52
ROCHESTER GENERAL HOSPITAL LABORATORY		48	4	8%	52
PHILLIPPE RIDGE		40	12	23%	52
NEW YORK PRESBYTERIAN - QUEENS DIAGNOSTIC		48	4	8%	52
SNH BRFL TENANT LLC	2	50			52
SOUTHEAST ALABAMA MEDICAL CENTER			51	100%	51
FELICIDAD MEDICAL CENTER		5	46	90%	51
WALGREENS #10373		49	2	4%	51
INN AT THE FOUNTAINS, THE		34	17	33%	51
CITY OF OCALA EMPLOYEE HEALTH AND WELLNESS CENTER		44	7	14%	51
GRAND VILLA OF DEL RAY WEST		47	4	8%	51
LAKELAND REGIONAL HEALTH GATEWAY CENTER		28	23	45%	51
GULFVIEW MEDICAL INSTITUTE		51			51
FLORIDA MEDICAL CLINIC - MULTI SPECIALTY CAMPUS		23	28	55%	51
LAKE INTERNAL MEDICINE ASSOCIATES PA		44	7	14%	51
MIAMI CLINICAL RESEARCH CORP		12	39	76%	51
TGH URGENT CARE - RIVERVIEW			51	100%	51
AVANTE ST CLOUD		48	3	6%	51
LPG PEDIATRICS AT PAGE FIELD		50	1	2%	51
ADVANCE URGENT CARE CENTER, LLC		10	41	80%	51
SOUTH CAROLINA DEPT OF HEALTH AND ENVIRONMENT CONTROL		11	40	78%	51
TREASURE COAST URGENT & FAMILY CARE		27	23	46%	50
CAMP BOGGY CREEK		49	1	2%	50
QHC UPSTATE MEDICAL PC		41	9	18%	50
ST JOSEPHS CHILDRENS OUTREACH			50	100%	50
PORT ST. LUCIE - ZAXBY'S		50			50
IMMEDIATE CARE PA		46	4	8%	50
CARE ATC - ANDES			50	100%	50
AMELIA ASSISTED LIVING FACILITY		50			50
MILLENNIA ADVANCED SCIENTIFIC LLC			50	100%	50
AHMG SURGICAL SPECIALIST		50			50
HILA BECKERMAN MD LLC	1	45	4	8%	50
POPLAR HEALTHCARE PLLC	1	11	38	76%	50
BENTON HOUSE OF PORT ORANGE		44	6	12%	50
PROFESSIONAL PEDIATRICS		48	2	4%	50
MARIANNA HEALTH AND REHABILITATION CENTER		49	1	2%	50
PRACTICE MANAGEMENT OF AMERICA, INC.		7	43	86%	50
BETHUNE-COOKMAN UNIVERSITY		32	18	36%	50
RAINBOW PEDIATRICS PC LLC / BREAKFAST POINT		39	11	22%	50
IMA MEDICAL CENTER		34	15	31%	49

COVID-19: testing by laboratory

Data through Apr 16, 2021 verified as of Apr 17, 2021 at 09:25 AM

Data in this report are provisional and subject to change.

The numbers in the table below represent the number of Florida and non-Florida residents for whom test results were received by the Department of Health. A person can be tested by more than one laboratory and can have both positive and negative results. **Therefore, the sum of the numbers in each column will be larger than the total number of people tested.**

Reporting lab	Inconclusive	Negative	Positive	Percent positive	Total
OPTUMCARE SOUTH FLORIDA, LLC		42	7	14%	49
GRAND VILLA OF ALTAMONTE SPRINGS		42	7	14%	49
DOH		23	26	53%	49
FHMG_CTR FOR SENIOR HEALTH		44	5	10%	49
PERSONAL PEDIATRICS PA		46	3	6%	49
USF		1	48	98%	49
MINUTECLINIC, LLC		43	6	12%	49
Citymd Of Toms River		42	7	14%	49
ALLEGRO		47	2	4%	49
LINCOLN DIAGNOSTIC LAB		47	2	4%	49
HEALTH FIRST - CAPE CANAVERAL HOSPITAL		1	48	98%	49
SOFT CELL LABORATORIES		45	4	8%	49
Guardian Care Nursing and Rehabilitation Center		49			49
NIGHT LITE PEDIATRICS CENTER LLC		10	39	80%	49
ADVENTIST HEALTH SYSTEM FLORIDA		34	15	31%	49
SOLARIS SENIOR LIVING NORTH NAPLES		48	1	2%	49
MADISON COUNTY MEMORIAL HOSPITAL LABORATORY		15	34	69%	49
NORTHBROOK CENTER FOR□		47	2	4%	49
LIGHTHOUSE PEDIATRICS OF NAPLES		44	5	10%	49
BITTINGS APOTHECARY INC		42	6	13%	48
ISLAND URGENT CARE PLLC		44	4	8%	48
PREMIER MEDICAL ASSOCIATES		46	2	4%	48
SEWANEE MOLECULAR DIAGNOSTICS LABORATO		48			48
NAPLES PEDIATRICS INC□		43	5	10%	48
COURTYARD GARDENS OF BOYNTON BEACH, LLC		45	3	6%	48
TRINITY URGENT CARE		36	12	25%	48
S-H THIRTY FIVE OPCO - LUTZ, LLC		47	1	2%	48
INTERCOASTAL MEDICAL GROUP		2	46	96%	48
MORTON PLANT			48	100%	48
COURTYARD GARDENS OF JUPITER		48			48
LYSTER ACH FT RUCKER AL		45	3	6%	48
PREMIER COMMUNITY HEALTHCARE GROUP INC		46	2	4%	48
GRAND OAKS OF PALM CITY LLC□	1	41	6	13%	48
THE TERRACE OF JACKSONVILLE		3	45	94%	48
WALGREENS CO		42	6	13%	48
BAY CENTER HURRICANE SHELTER		48			48
CAREMED INTERNAL MEDICINE		30	18	38%	48
ADVENTHEALTH MEDICAL GROUP FAMILY MEDICINE		43	5	10%	48
BAPTIST URGENT CARE		44	4	8%	48
CARE 4 U MANAGEMENT, INC			47	100%	47
HERNANDO ENDOSCOPY AND SURGERY CENTER		36	11	23%	47
GRAMERCY PARK URGENT CARE		45	2	4%	47
NAVARRE GARDENS		41	6	13%	47
COMPLETE HOME CARE OF THE PALM BEACHES LLC		43	4	9%	47
Rehabilitation Center of the Palm Beaches		47			47
MAGNOLIA DIAGNOSTICS, LLC	1	19	27	57%	47

COVID-19: testing by laboratory

Data through Apr 16, 2021 verified as of Apr 17, 2021 at 09:25 AM

Data in this report are provisional and subject to change.

The numbers in the table below represent the number of Florida and non-Florida residents for whom test results were received by the Department of Health. A person can be tested by more than one laboratory and can have both positive and negative results. **Therefore, the sum of the numbers in each column will be larger than the total number of people tested.**

Reporting lab	Inconclusive	Negative	Positive	Percent positive	Total
URGENT CARE & WELLNESS CENTER		15	32	68%	47
FAMILY EXTENDED CARE OF WINTER HAVEN		45	2	4%	47
PANCARE HEALTH - BAY COUNTY - YOUNGSTOWN		42	5	11%	47
ADVENT HEALTH - LAKE WALES		35	12	26%	47
INTERLAB		1	46	98%	47
PINES NURSING HOME		45	2	4%	47
JFK MEDICAL CENTER NORTH LAB		1	46	98%	47
THE MEDICAL GROUP OF SOUTH FLORIDA INC		41	6	13%	47
CONCENTRA URGENT CARE		43	4	9%	47
MOBILE DOC FL, LLC		29	18	38%	47
WINTER GARDEN REHAB AND NURSING CENTER		43	4	9%	47
POINTE AT NEW PORT PLACE,THE		47			47
COLLIER BLVD HMA PHYSICIAN MANAGEMENT LLC		46			46
NORTH FLORIDA / SOUTH GEORGIA VETERANS HEALTH SYSTEM		1	45	98%	46
TRICORE REF LABS - UNIV OF NM		46			46
BAYA URGENT CARE LLC		21	25	54%	46
H LEE MOFFITT CANCER CENTER MICRO		46			46
KAPG ST AUGUSTINE SENIOR HOUSING OPCO LLC		37	9	20%	46
MINUTECLINIC DIAGNOSTIC MEDICAL GROUP		42	4	9%	46
VIP WALK IN CLINIC		23	23	50%	46
PATRICK MANOR INCORPORATED		46			46
WG EVERGREEN WOODS SH LLC		46			46
PREMIER PLACE HEALTHCARE AT THE GLENVIEW		46			46
HARTFORD HEALTH SERVICES LLC		46			46
CDR MAGUIRE - MIAMI BEACH CC MISSION 17388		2	44	96%	46
EAST MANATEE FAMILY	1	1	44	96%	46
SIDDH INC DBA SAN CARLOS PHARMACY		43	3	7%	46
MINUTECLINIC DIAGNOSTIC OF NORTH CAROLINA		44	2	4%	46
LUTHERAN HAVEN EXTENDED CONGREGATE CAR		46			46
ADVENT HEALTH MEDICAL GROUP OB GYN AT		40	6	13%	46
PLAINVIEW URGENT CARE		42	3	7%	45
CITY OF CAPE CORAL		35	10	22%	45
SUNSHINE ASSISTED LIVING		45			45
MID-FLORIDA PATHOLOGY, LLC		35	10	22%	45
STUART URGENT CARE			45	100%	45
COLLIER URGENT CARE CENTERS		44	1	2%	45
BRP SH OPCO LLC		45			45
LARA HEALTH AND WELLNESS CENTER LLC		45			45
NEOGENOMICS LABORATORIES INC		45			45
REDI-MED WALK-IN FAMILY CARE			45	100%	45
TANVIR H SHAGAR NP		38	7	16%	45
SOUTHPORT SQUARE HARBOUR HEALTH		45			45
BD MEDICAL SYSTEMS		43	2	4%	45
HIGHLANDS COUNTY FIRE RESCUE		45			45
NEXT MOLECULAR ANALYTICS		14	31	69%	45
SAN CARLOS PHARMACY		39	6	13%	45

COVID-19: testing by laboratory

Data through Apr 16, 2021 verified as of Apr 17, 2021 at 09:25 AM

Data in this report are provisional and subject to change.

The numbers in the table below represent the number of Florida and non-Florida residents for whom test results were received by the Department of Health. A person can be tested by more than one laboratory and can have both positive and negative results. **Therefore, the sum of the numbers in each column will be larger than the total number of people tested.**

Reporting lab	Inconclusive	Negative	Positive	Percent positive	Total
ROADS PEDIATRICS,LLC		42	3	7%	45
ARCPPOINT LABS OF WEST PALM BEACH		8	37	82%	45
WALGREENS 3145		42	3	7%	45
GREENSBORO PATHOLOGY LLC		34	11	24%	45
AVALON PARK RETIREMENT RESIDENCE		43	2	4%	45
ALLIANCE OF PHYSICIANS AGAINST COVID-19			45	100%	45
RADIOLOGY ASSOCIATES OF VENICE AND ENGLEWOOD		42	2	5%	44
GOLFCREST HEALTHCARE CENTER		44			44
UNION MEDICAL CARE PLLC		43	1	2%	44
INNOVATIVE GX LABORATORIES		37	7	16%	44
IMA MEDICAL GROUP POINCIANA		18	26	59%	44
ROYAL PALM SENIOR RESIDENCE		44			44
Gulf Shore Care Center		39	5	11%	44
TRIPLE O MEDICAL SERVICES INC		41	3	7%	44
ASHTON PLACE	3	37	4	9%	44
PRINCETON VILLAGE□		40	4	9%	44
MINUTECLINIC DIAGNOSTIC OF LOUISIANA		41	3	7%	44
BENTON HOUSE OF CLERMONT		44			44
NEUPATH DIAGNOSTICS		36	8	18%	44
ST JUDE LABORATORIES		40	4	9%	44
THE MERIDIAN AT BOCA RATON	1	43			44
CAREATC INC BRANDON	7	34	3	7%	44
FLORIDA HOSPITAL		28	16	36%	44
PEDIATRICS OF CENTRAL FLORIDA – SAINT CLOUD	2	40	2	5%	44
ADULT MEDICINE OF LAKE COUNTY INC			44	100%	44
CLEARWATER PAIN MANAGEMENT ASSOCIATES		42	2	5%	44
WOLFF CTR FOR CHILD & ADOLESCENT HEALTH PLLC,THE		26	17	40%	43
CAREATC			43	100%	43
ALWAYS BEST CARE SENIOR SERVICES		38	5	12%	43
FIRST CHOICE URGENT CARE		12	31	72%	43
CVS MINUTE CLINIC DIAGNOSTIC OF NORTH CAROL		37	6	14%	43
RESIDENTIAL PLAZA AT BLUE LAGOON INC		39	4	9%	43
BIOFIRE		11	32	74%	43
LOURDES HOSPITAL INC		41	2	5%	43
PINELLAS INTERNAL MEDICINE ASSOCIATES	1	39	3	7%	43
NORTH CAROLINA DEPARTMENT OF HEALTH & HUMAN SERVICES	1		42	98%	43
BRANCH MEDICAL CLINIC			43	100%	43
DUVAL PHARMACY		32	11	26%	43
LAKE MARY KIDS CENTRA CARE		33	10	23%	43
University Hills health and Rehabilitation		33	10	23%	43
FLAGLER HOSPITAL INC	2		41	95%	43
CAREHERE LAKE SCHOOLS EMPLOYEE HEALTH CENTER		29	14	33%	43
THE PALMS PHARMACY, INC		40	3	7%	43
EC OPCO TIMBERLIN PARC LLC		43			43
SOMA MEDICAL CENTER PA #3		6	37	86%	43
BENTON HOUSE OF ST. JOHNS		40	2	5%	42

COVID-19: testing by laboratory

Data through Apr 16, 2021 verified as of Apr 17, 2021 at 09:25 AM

Data in this report are provisional and subject to change.

The numbers in the table below represent the number of Florida and non-Florida residents for whom test results were received by the Department of Health. A person can be tested by more than one laboratory and can have both positive and negative results. **Therefore, the sum of the numbers in each column will be larger than the total number of people tested.**

Reporting lab	Inconclusive	Negative	Positive	Percent positive	Total
NORTHWELL HEALTH PLAINVIEW HOSPITAL LABORATORY		33	9	21%	42
PACIFICA SENIOR LIVING OCALA		37	5	12%	42
ATRIA WILLOW WOOD		40	2	5%	42
MAIMONIDES-SHALOM ACADEMY, INC		41	1	2%	42
KIVA AT CANTERBURY		25	17	40%	42
Atlantic Shore Nursing and Rehab		42			42
LONGLEAF DIAGNOSTIC LABORATORIES		13	29	69%	42
Casa Mora Rehabilitation & Extended Care		40	2	5%	42
BRONX LEBANON HOSPITAL-MEDICAL CENTER		38	4	10%	42
CLINICAL LABORATORY		42			42
BAYCARE MEDICAL GROUP INC		3	39	93%	42
SUNSHINE PEDIATRICS OF CENTRAL FLORIDA PL		39	3	7%	42
LAKE COUNTY SCHOOLS EMPLOYEE HEALTH CENTER		30	12	29%	42
BULLS HEAD URGENT CARE		39	2	5%	41
GROWING TOGETHER PEDIATRICS, LLC		37	4	10%	41
CITRUS COUNTY HEALTH DEPARTMENT		35	6	15%	41
A & R RESEARCH GROUP		35	6	15%	41
WHITE-WILSON MEDICAL CENTER		30	11	27%	41
LEE PHYSICIAN GROUP COLLEGE POINT		41			41
MAKO MEDICAL		21	20	49%	41
SOUTH FLORIDA BAPTIST HOSPITAL			41	100%	41
CROSSROADS URGENT CARE		26	15	37%	41
PEDIATRICS OF CENTRAL FLORIDA KISSI		33	8	20%	41
LEE MEMORIAL HEALTH SYSTEM		37	4	10%	41
EASTERN SHORE URGENT CARE		30	11	27%	41
THORNBURG PEDIATRICS		38	3	7%	41
UNIVERSITY HOSPITAL		34	7	17%	41
FLORIDA HOSPITAL NEW SMYRNA		4	37	90%	41
STAT ONE URGENT CARE CENTER		2	39	95%	41
UNIVERSITY OF ALABAMA		38	3	7%	41
D W MCMILLAN MEMORIAL HOSPITAL		30	11	27%	41
Heritage Park Care and Rehabilitation		40			40
BELVEDERE COMMONS OF SUN CITY CENTER		40			40
M&V SAN JOSE MEDICAL CENTER			40	100%	40
THE LODGE AND REHABILITATION CENTER		24	16	40%	40
ORLANDO COVID TEST , LLC		35	5	13%	40
FAMILY AND INTERNAL MEDICINE AT AVALON PARK		36	4	10%	40
CAPITAL REGIONAL MEDICAL CENTER		2	38	95%	40
CLINICAL PATHOLOGY LABORATORIES, INC		40			40
STETSON UNIVERSITY STUDENT HEALTH CENTER		3	37	93%	40
NIGHT LITE PEDIATRIC CENTER		10	30	75%	40
MULBERRY'S MOBILE PROVIDER SERVICES LLC		25	15	38%	40
ADVENT HEALTH CENTRA CARE - LAKELAND		30	10	25%	40
WINDSOR WOODS REHAB & HEALTHCARE CTR		38	2	5%	40
PRIDE DIAGNOSTICS		24	16	40%	40
BAY COUNTY JAIL ANNEX		34	5	13%	39

COVID-19: testing by laboratory

Data through Apr 16, 2021 verified as of Apr 17, 2021 at 09:25 AM

Data in this report are provisional and subject to change.

The numbers in the table below represent the number of Florida and non-Florida residents for whom test results were received by the Department of Health. A person can be tested by more than one laboratory and can have both positive and negative results. **Therefore, the sum of the numbers in each column will be larger than the total number of people tested.**

Reporting lab	Inconclusive	Negative	Positive	Percent positive	Total
CLINICAL RESEARCH SEQUENCING PLATFORM		8	31	79%	39
WG BAYPOINT VILLAGE SH LLC		38	1	3%	39
ISLAMORADA VILLAGE OF ISLANDS FIRE RESCUE		36	3	8%	39
EP MEDICAL EQUIPMENT PHARMACY		33	6	15%	39
MEDEX MEDICAL EXPRESS OF PALATKA LLC			39	100%	39
GENEXPERT			39	100%	39
ORLANDO HEALTH PRIMARY CARE PEDIATRICS		38	1	3%	39
CORRECTIONAL MEDICAL GROUP		27	12	31%	39
ADVENTHEALTH MEDICAL GROUP PULMONOLOGY		34	5	13%	39
BAYSHORE PATHOLOGY CONSULTANTS PA		37	2	5%	39
WELLMED AT NEW TAMPA		28	11	28%	39
ORLANDO ORTHOPAEDIC OUTPATIENT SURGERY CENTER		33	6	15%	39
GUYAN VALLEY WELLNESS CENTER		32	7	18%	39
UNIVERSITY BEHAVIORAL CENTER		39			39
SUNSHINE PEDIATRICS		38	1	3%	39
JUNIPER VILLAGE AT CAPE CORAL		34	5	13%	39
CEDAR CREEK AT KINGS BAY INC		39			39
GRAND VILLA OF NEW PORT RICHEY		32	7	18%	39
BASSETTI MEDICAL RESEARCH INC		31	8	21%	39
BROOKDALE BRANDON	1	38			39
ADVENTHEALTH MEDICAL GROUP FAMILY & INTERNAL		15	24	62%	39
UNIVERSITY MEDICAL CTR OF PRINCETON AT		37	2	5%	39
BOND CLINIC, PA		9	30	77%	39
REOPEN DIAGNOSTICS			38	100%	38
ATRIA SAN PABLO		36	2	5%	38
CCRC @ SUNFLOWER LLC		35	3	8%	38
AUTUMN OF SARASOTA		12	26	68%	38
ANDALUSIA HEALTH		21	17	45%	38
MOLECULAR DIAGNOSTICS		5	33	87%	38
FLORIDA DEPARMENT OF HEALTH CLAY COUNTY		25	13	34%	38
SOUTHCOR LABORATORY		4	34	89%	38
BAY STREET PHARMACY		36	2	5%	38
ENCOMPASS HEALTH REHABILITATION OF ALTAMONTE		33	5	13%	38
PALM POINT BEHAVIORAL HEALTH		38			38
INNOVATION CLINICAL TRIALS, INC			38	100%	38
STEWART MEDICAL GROUP, INC		21	17	45%	38
Life Care Center of Citrus County		37	1	3%	38
TAYLORVILLE FAMILY MEDICINE		31	7	18%	38
LMH SKILLED NURSING UNIT		38			38
HOMEWOOD RESIDENCE AT FREEDOM PLAZA		37	1	3%	38
VETERANS AFFAIRS MEDICAL CENTER - NEW YORK HARBOR		36	2	5%	38
CITRUS CARE CLINIC			38	100%	38
DCH REGIONAL MEDICAL CENTER LABORATORY		36	1	3%	37
WALK IN MEDICAL URGENT CARE		37			37
RIVERHEAD URGENT CARE		36	1	3%	37
METROPOLITAN CHARITIES INC		34	3	8%	37

COVID-19: testing by laboratory

Data through Apr 16, 2021 verified as of Apr 17, 2021 at 09:25 AM

Data in this report are provisional and subject to change.

The numbers in the table below represent the number of Florida and non-Florida residents for whom test results were received by the Department of Health. A person can be tested by more than one laboratory and can have both positive and negative results. **Therefore, the sum of the numbers in each column will be larger than the total number of people tested.**

Reporting lab	Inconclusive	Negative	Positive	Percent positive	Total
HOLLISMED LLC		35	2	5%	37
PONCE THERAPY CARE CENTER		34	3	8%	37
HR SARASOTA OPERATOR LLC		25	12	32%	37
ARTHREX MEDICAL CENTER EAST		25	12	32%	37
COLLIER HMA PHYSICIAN MANAGEMENT LLC		27	10	27%	37
ACCURATE DIAGNOSTIC LAB		35	2	5%	37
ENCOMPASS HEALTH REHABILITATION HOSPITAL OF PANAMA CITY		32	5	14%	37
ST AUGUSTINE PEDIATRIC ASSOC		33	4	11%	37
THE COLLIER AT NAPLES		36	1	3%	37
MINUTECLINIC DIAGNOSTIC OF RHODE ISLAND, LLC #1544		36	1	3%	37
ALAN A SMITH MD LLC		34	3	8%	37
ONE MILO		37			37
CONNECTICUT DEPARTMENT OF HEALTH		22	15	41%	37
UNION MEDICAL CARE		37			37
FAMILY EXTENDED CARE OF SEBRING INC		35	2	5%	37
ST LUCIE COUNTY JAIL		28	9	24%	37
PATHOGENIUS LABORATORIES		30	7	19%	37
CENTRAL FLORIDA HEALTH CARE INC WAUCHULA SITE 2		29	8	22%	37
SEWALLS POINT PHARMACY INC		29	8	22%	37
PECONIC BAY MEDICAL CENTER LABORATORY		28	9	24%	37
HOLZER HEALTH CENTER		5	32	86%	37
EASYCARE WALK-IN CLINIC	1	14	21	58%	36
MAINSTREET FAMILY URGENT CARE		1	35	97%	36
WASHINGTON COUNTY HEALTH DEPARTMENT		24	12	33%	36
GRAND VILLA OF ENGLEWOOD		31	5	14%	36
CARE HERE		12	24	67%	36
MINUTE CLINIC DIAGNOSTIC OF VIRGINIA, LLC		36			36
WALGREEN		26	10	28%	36
ROCKLAND URGENT CARE FAMILY HEALTH NP		35	1	3%	36
BVL/LITTLE ANGEL PEDIATRICS		36			36
PINELLAS PARK FIRE DEPARTMENT		36			36
AIR, LAND & SEA PHYSICALS & CONSULTATIONS, LLC		35	1	3%	36
PATHGROUP		9	27	75%	36
EXPRESS CARE OF TAMPA BAY LLC		5	31	86%	36
MEDCOMP SCIENCES			36	100%	36
AU MEDICAL CENTER, INC	1	31	4	11%	36
MINUTECLINIC DIAGNOSTIC OF MICHIGAN		33	3	8%	36
Kensington Gardens		36			36
GRAND VILLA OF ST. PETERSBURG		34	2	6%	36
CRESTVIEW IMMEDIATE CARE LL		12	24	67%	36
PHYSICIAN ASSOCIATES LLC		26	10	28%	36
EMORY CLINIC, THE		34	2	6%	36
TNC WALK IN CLINIC		25	11	31%	36
LPG CONVENIENT CARE AT METRO		33	3	8%	36
HARMONY HEALTH OPCO, LLC		15	21	58%	36
FLORIDA PEDIATRIC GROUP PA		28	8	22%	36

COVID-19: testing by laboratory

Data through Apr 16, 2021 verified as of Apr 17, 2021 at 09:25 AM

Data in this report are provisional and subject to change.

The numbers in the table below represent the number of Florida and non-Florida residents for whom test results were received by the Department of Health. A person can be tested by more than one laboratory and can have both positive and negative results. **Therefore, the sum of the numbers in each column will be larger than the total number of people tested.**

Reporting lab	Inconclusive	Negative	Positive	Percent positive	Total
WEINBERG VILLAGE		35	1	3%	36
P23 LABS		35			35
FLORIDA PRESBYTERIAN HOMES INC		33	2	6%	35
IRL		4	31	89%	35
NCHD		21	14	40%	35
MINUTE CLINIC LLC #2216		32	3	9%	35
FHMG-FLORIDA HOSPITAL MEDICAL GROUP		25	10	29%	35
BOCA TOXICOLOGY LLC		33	2	6%	35
ISLAND LAKE CENTER		14	21	60%	35
MEDEXPRESS URGENT CARE WEST TAMPA			35	100%	35
PARKSIDE HEALTH AND REHABILITATION CENTER			35	100%	35
A AND R RESEARCH GROUP LLC		31	4	11%	35
VIKOR SCIENTITIC		5	30	86%	35
REDI-MED WALK IN FAMILY CLINIC			35	100%	35
WALGREENS COVID-19		27	8	23%	35
POARCH BANC CREEK INDIANS TRIBAL HEALTH DEPARTMENT			35	100%	35
DOCTOR TODAY TLC LLC			35	100%	35
HARBORCHASE OF WELLINGTON CROSSING		33	2	6%	35
PORT SAINT JOHN FAMILY PRACTICE		21	14	40%	35
NORTHSIDE HOSPITAL EMERGENCY DEPT		31	4	11%	35
ST. MARYS MEDICAL CENTER		1	34	97%	35
MINUTECLINIC, LLC, DBA MINUTECLINIC #5		31	4	11%	35
NEUROINTERNATIONAL SARASOTA		32	3	9%	35
WUESTHOFF MEMORIAL HOSPITAL			35	100%	35
ASSISTED LIVING OF BROWARD		35			35
METRO KNOXVILLE HMA		25	10	29%	35
SOUTHEASTERN OUTPATIENT SURGERY CENTER		32	3	9%	35
ADVENT HEALTH - FISH MEMORIAL		2	33	94%	35
ALABAMA CLINICS		19	16	46%	35
FLORIDA MEDICAL CLINIC IM MLK		24	10	29%	34
FLORIDA DEPARTMENT OF HEALTH IN MONROE COUNTY		27	7	21%	34
CARILLON SPORTS AND FAMILY MEDICINE		25	9	26%	34
BAYCARE HEALTH SYSTEMS, LLC			34	100%	34
GULFSIDE HOSPICE INC		31	3	9%	34
MINUTE CLINIC, LLC DBA MINUTECLINIC #4505		31	3	9%	34
TRADITIONAL HOME CARE INC		33	1	3%	34
SMH PHYSICIAN SERVICES INC		33	1	3%	34
HUNT CLUB MEDICAL		15	19	56%	34
EMORY UNIVERSITY HOSPITAL		28	6	18%	34
SOUTHWEST LABS		34			34
PARAMOUNT WALK-IN CLINIC		1	33	97%	34
RASHDA ALBIBI M.D. P.A.		31	3	9%	34
WELLSTAR KENNESTONE HOSPITAL		31	3	9%	34
BLUE SPRINGS SURGERY CENTER		34			34
THE SPRINGS OF PARC HILL		33	1	3%	34
COMMUNITY MEDICAL CARE CENTER INC			34	100%	34

COVID-19: testing by laboratory

Data through Apr 16, 2021 verified as of Apr 17, 2021 at 09:25 AM

Data in this report are provisional and subject to change.

The numbers in the table below represent the number of Florida and non-Florida residents for whom test results were received by the Department of Health. A person can be tested by more than one laboratory and can have both positive and negative results. **Therefore, the sum of the numbers in each column will be larger than the total number of people tested.**

Reporting lab	Inconclusive	Negative	Positive	Percent positive	Total
JACKSON HEALTH SYSTEM		2	32	94%	34
MIDDLETOWN MEDICAL P C		24	10	29%	34
LONG TERM CARE OF GULF BREEZE LLC		30	4	12%	34
JAMAICA HOSPITAL MEDICAL CENTER		30	4	12%	34
FORT CAROLINE GARDENS, INC		32	2	6%	34
AYERS NURSING AND REHABILITATION CENTER		34			34
JUPITER MEDICAL CENTER PHYSICIANS GROUP, INC		30	4	12%	34
TUSCAN GARDENS OF DELRAY BEACH MANAGEMENT COMPANY,		34			34
PHOSPHORUS DIAGNOSTICS		27	6	18%	33
KINDRED HOSPITAL OCALA		30	3	9%	33
RESIDENCE AT BAY VUE		31	2	6%	33
SANFORD MOBILE LAB PGA TOUR		32	1	3%	33
NIGHT LITE PEDIATRICS URGENT CARE CENTER			33	100%	33
BOND CLINIC		3	30	91%	33
STATCARE URGENT AND WALK-IN MEDICAL CA		30	3	9%	33
GREENRIDGE GROUP HOME	3	11	19	58%	33
WESTWOOD NURSING AND REHABILITATION		28	5	15%	33
CORAL HOUSE ASSISTED LIVING COMMUNITY LLC		33			33
VILLA COURT LLC		33			33
NURSES HELPING HANDS INC ALF		33			33
VETERANS HOME		1	32	97%	33
AMBRY GENETICS CORPORATION	23	10			33
VETERAN AFFAIRS MEDICAL CENTER - JAMES J PETERS		30	3	9%	33
MINUTE CLINIC DIAGNOSTIC OF SC, LLC #75		31	2	6%	33
LONG BEACH URGENT CARE		33			33
HUNTINGTON STATION URGENT CARE		32	1	3%	33
Consulate Health Care of Orange Park		27	6	18%	33
AHSE ROP		32	1	3%	33
FAST PACE MEDICAL CLINIC		28	5	15%	33
EVERLYWELL		19	14	42%	33
GRAND VILLA OF PINELLAS PARK		31	2	6%	33
WARDE MEDICAL LABORATORY		25	8	24%	33
WEISS PEDIATRIC CARE LLC		19	14	42%	33
AMMON ANALYTICAL LABORATORIES		29	4	12%	33
ADVANCED URGENT CARE		12	20	63%	32
COLORADO DEPARTMENT OF HEALTH LABORATORY SERVICES DIVISION			32	100%	32
MEDEMERGE		30	2	6%	32
WESTMINSTER ST AUGUSTINE		32			32
PASSPORT HEALTH ORLANDO		32			32
LABORATORY ALLIANCE OF CENTRAL NEW YORK		30	2	6%	32
STATEN ISLAND UNIVERSITY HOSPITAL-POUCH		31	1	3%	32
WOMENS CARE FLORIDA LABORATORY		25	7	22%	32
CIGNA PBSO WEST PALM		1	31	97%	32
TREASURE ISLE LLC		32			32
Heartland Health Care Center North Sarasota		18	14	44%	32
DHMD		32			32

COVID-19: testing by laboratory

Data through Apr 16, 2021 verified as of Apr 17, 2021 at 09:25 AM

Data in this report are provisional and subject to change.

The numbers in the table below represent the number of Florida and non-Florida residents for whom test results were received by the Department of Health. A person can be tested by more than one laboratory and can have both positive and negative results. **Therefore, the sum of the numbers in each column will be larger than the total number of people tested.**

Reporting lab	Inconclusive	Negative	Positive	Percent positive	Total
FLORIDA HOSPITAL PHYSICIAN GROUP		19	13	41%	32
KISSIMMEE VA OUTPATIENT CLINIC		29	3	9%	32
SYNIVERSE WELLNESS CENTER		27	5	16%	32
IPSUM DIAGNOSTICS		3	29	91%	32
MADISON POINTE CARE CENTER		32			32
OCCUPATIONAL HEALTH CENTERS OF THE SOUTHWEST PA		27	5	16%	32
PULSE & REMEDY LLC		17	15	47%	32
OPIS COQUINA CENTER		32			32
Grand Villa of Deerfield Beach		28	4	13%	32
ACCESS 365 URGENT CARE		10	22	69%	32
REGENCY PARK ASSISTED LIVING FACILITY		29	2	6%	31
COUNTY OF LOS ANGELES			31	100%	31
LEE PHYSICIAN GROUP		28	3	10%	31
ADVENTHEALTH MEDICAL GROUP FAMILY MEDICINE AT RDV		31			31
MIGUEL E TREVINO MD PA		27	4	13%	31
LabCorp L#09258130 M#09258125		12	19	61%	31
UR CARE FAMILY AND SPORTS MEDICINE			31	100%	31
OAKMONTE VILLAGE		30	1	3%	31
AMERICAN ESOTERIC LABORATORIES		15	16	52%	31
ALPHA PHARMACY		28	3	10%	31
FLORIDA ENDOSCOPY & SURGERY CTR LLC		31			31
FAMILY CARE PARTNERS URGENT CARE LLC		25	6	19%	31
DISCOVERY COMMONS AT BRADENTON		31			31
CARDIOLOGY AND MEDICINE ASSOCIATES INC		30	1	3%	31
ENT AND ALLERGY ASSOCIATES OF FLORIDA LLC		30	1	3%	31
CHIPOLA MEDICAL ASSOCIATES		11	20	65%	31
UNIPATH		24	7	23%	31
FLORIDA MEDICAL CL ODOM TPA		17	14	45%	31
LAKE MARY - STIRLING CENTER SUITE 202			31	100%	31
Wiregrass Rehabilitation Center and Nursing Home		28	3	10%	31
CERON PEDIATRICS & INTEGRATIVE MEDICIN		31			31
HEALTH FIRST - VIERA HOSPITAL		1	30	97%	31
COLLIER ANESTHESIA PAIN LLC		31			31
STEINHATCHEE DRUGS		25	6	19%	31
MICHAEL J D'AMBROSE MD PA		29	2	6%	31
TAMPA URGENT CARE			31	100%	31
LABORATORY MEDICINE CONSULTANTS-LMC PA		29	2	6%	31
PREMIER URGENT CARE CENTER LLC			31	100%	31
STUART REHABILITATION AND HEALTHCARE		15	16	52%	31
MINUTE CLINIC DIAGNOSTIC OF NEW JERSEY		29	1	3%	30
SANITAS		4	26	87%	30
COLORADO DEPARTMENT OF PUBLIC HEALTH AND ENVIRONMENT			30	100%	30
HERITAGE WATERSIDE		27	3	10%	30
STATCARE URGENT & WALK IN MEDICAL CARE		27	3	10%	30
CLINICLOUD, LLC			30	100%	30
CARLOS F FUSTER MD PA		28	2	7%	30

COVID-19: testing by laboratory

Data through Apr 16, 2021 verified as of Apr 17, 2021 at 09:25 AM

Data in this report are provisional and subject to change.

The numbers in the table below represent the number of Florida and non-Florida residents for whom test results were received by the Department of Health. A person can be tested by more than one laboratory and can have both positive and negative results. **Therefore, the sum of the numbers in each column will be larger than the total number of people tested.**

Reporting lab	Inconclusive	Negative	Positive	Percent positive	Total
BOCA BIOLISTIC REFERENCE LAB			30	100%	30
BUREAU OF PUBLIC HEALTH	1	9	20	67%	30
MARYLAND DEPARTMENT OF HEALTH			30	100%	30
GRAND VILLA OF LARGO		25	5	17%	30
THE TERRACE AT IVY ACRES ALF		11	19	63%	30
JOSEF SCHENKER MD PC DBA CENTERS URGENT		28	2	7%	30
FORT VALLEY STATE UNIVERSITY		29	1	3%	30
WILLAMETTE VALLEY TOXICOLOGY LLC		28	2	7%	30
PERDIDO URGENT CARE		1	29	97%	30
DAVID LAWRENCE CENTER		26	4	13%	30
OAK HARBOR ASSISTED LIVING FACILITY		27	3	10%	30
ADVENT HEALTH PRIMARY CARE PLUS, WINTER GARDEN		26	4	13%	30
HOLIDAY MEDICAL ASSOCIATES		4	26	87%	30
GRAND LIVING AT LAKEWOOD RANCH		29	1	3%	30
MARTHA'S HOUSE & ASSISTED LIVING FACILITY		30			30
CLEARWATER EMPLOYEE HEALTH CLINIC		14	16	53%	30
CENTER ONE SURGERY CENTER		24	6	20%	30
MINUTE CLINIC DIAGNOSTIC OF VIRGINIA		23	7	23%	30
AMEERAH LABS			30	100%	30
UNION CHD		27	3	10%	30
MINUTECLINIC, LLC #4230		26	4	13%	30
ORLANDO FAMILY MEDICINE		14	16	53%	30
GRAND AVE PHARMACY		2	28	93%	30
NORTH PINELLAS CHILDRENS MEDICAL CENTER			30	100%	30
Okeechobee Health Care Facility		16	14	47%	30
MIDNIGHT MEDICINE			30	100%	30
BAPTIST PRIMARY BLACK CREEK SOUTH			30	100%	30
PRO HEALTH HARMONY		29			29
LPG PRIMARY CARE AT BONITA BAY LIFESTYLE CENTER		26	3	10%	29
LAKELAND NURSING AND REHABILITATION CENTER			29	100%	29
COOPER HEALTHCARE		26	3	10%	29
TOTTENVILLE CIRCLE URGENT CARE		29			29
PALM GARDEN OF JACKSONVILLE		27	2	7%	29
JOSEF SCHENKER MD PC		29			29
CDC		17	12	41%	29
NEMOURS CHILDRENS CLINIC		22	7	24%	29
BROOKWOOD BAPTIST MEDICAL CENTER		28	1	3%	29
BOCA SIMON LAB		1	28	97%	29
SUNTREE INTERNAL MEDICINE		29			29
WIREGRASS CLINIC LLC		23	6	21%	29
STEWART MELBOURNE HOSPITAL			29	100%	29
CAPE CORAL HOSPITAL ABG LABORATORY		16	13	45%	29
JOSEPH SCHENKER MD PC DBA CENTERS URGENT		25	4	14%	29
P4CLINICAL	3	2	24	83%	29
PANCARE HEALTH - BONIFAY K-8			29	100%	29
ST PETER'S BENDER LABORATORY		28	1	3%	29

COVID-19: testing by laboratory

Data through Apr 16, 2021 verified as of Apr 17, 2021 at 09:25 AM

Data in this report are provisional and subject to change.

The numbers in the table below represent the number of Florida and non-Florida residents for whom test results were received by the Department of Health. A person can be tested by more than one laboratory and can have both positive and negative results. **Therefore, the sum of the numbers in each column will be larger than the total number of people tested.**

Reporting lab	Inconclusive	Negative	Positive	Percent positive	Total
COMPREHENSIVE CHILDCARE		23	6	21%	29
CANCER RESEARCH LAB, BOB JONES UNIVERSITY		27	2	7%	29
MINUTECLINIC DIAGNOSTIC OF RHODE ISLAND, LLC #212		29			29
UNIV OF ROCHESTER-STRONG MEMORIAL HOSP		28	1	3%	29
PALMS, THE		29			29
PINELLAS 1 HOME HEALTH CARE CORP		28	1	3%	29
RENAISSANCE SENIOR LIVING	1	28			29
UCLA HEALTHCARE CLINICAL LABS		23	6	21%	29
ROBERT H JENKINS JR VETERANS' DOMICILIARY HOME OF		26	3	10%	29
Grand Villa of Dunedin		23	6	21%	29
DUVAL COUNTY HEALTH DEPARTMENT		29			29
UNIVERSITY OF ILLINOIS VETERINARY DIAG	1	27	1	3%	29
INTERIM HEALTHCARE OF NORTHWEST FLORIDA INC		27	2	7%	29
CHILDREN'S MEDICAL CENTER			29	100%	29
NATIONAL MENTOR HEALTHCARE LLC			28	100%	28
BROOKDALE PHILLIPPI CREEK			28	100%	28
LAKE PLACID HEALTH AND REHABILITATION		1	27	96%	28
FIRST CHOICE PEDIATRICS LOOP		25	3	11%	28
URGENT CARE CENTER			28	100%	28
SANFORD PEDIATRIC ASSOCIATES, PA		26	2	7%	28
HOUSE CALLS PROFESSIONAL LLC		24	4	14%	28
A LILIKO'I PHARMACY LLC		25	3	11%	28
CHILDRENS MEDICAL CENTER			28	100%	28
EDEN AT CRESTVIEW		12	16	57%	28
MINUTECLINIC DIAGNOSTIC OF LOUISIANA,		25	3	11%	28
ECC PEDIATRICS		28			28
MAYO CLINIC JACKSONVILLE		3	25	89%	28
SPRINGWOOD COURT		23	5	18%	28
ASTORIA HEALTH AND REHABILITATION CENTER		27	1	4%	28
ORANGE PEDIATRICS			28	100%	28
ORLANDO ORTHOPAEDIC CENTER		26	2	7%	28
MARION PEDIATRICS PA		21	7	25%	28
ADVENT HEALTH MEDICAL GROUP- FAMILY MEDICINE AT DR. PHILIPS		23	5	18%	28
GADSDEN COUNTY HEALTH DEPARTMENT		22	6	21%	28
PBSO WEST PALM FAMILY PRACTICE		1	27	96%	28
ACTIVE SENIOR LIVING		26	2	7%	28
FAMILY CARE PARTNERS		18	10	36%	28
WEST BROWARD CARE CENTER		24	4	14%	28
MINUTECLINIC, LLC #08366		23	5	18%	28
GRAND VILLA OF BOYNTON BEACH		27	1	4%	28
Cleveland Clinic Laboratories		4	24	86%	28
MED LABS DIAGNOSTICS		11	17	61%	28
BAYSIDE LABORATORIES INC		28			28
SOUTHEAST GEORGIA HEALTH SYSTEM, INC		24	4	14%	28
PIERCE INSTRUMENTS INC		27	1	4%	28
KEY PRIMARY CARE			28	100%	28

COVID-19: testing by laboratory

Data through Apr 16, 2021 verified as of Apr 17, 2021 at 09:25 AM

Data in this report are provisional and subject to change.

The numbers in the table below represent the number of Florida and non-Florida residents for whom test results were received by the Department of Health. A person can be tested by more than one laboratory and can have both positive and negative results. **Therefore, the sum of the numbers in each column will be larger than the total number of people tested.**

Reporting lab	Inconclusive	Negative	Positive	Percent positive	Total
PORT ST LUCIE HOSPITAL		25	3	11%	28
ENCOMPASS HEALTH REHABILITATION HOSPITAL OF OCALA		26	1	4%	27
VASSAR BROTHERS MEDICAL CENTER LABORATORY		25	2	7%	27
ATRIA LADY LAKE		27			27
EMORY BENNETT VETERANS NURSING HOME	1	26			27
EXPRESS CARE OF BELLEVIEW		27			27
LEXINGTON PLACE SENIOR LIVING COMMUNITY		27			27
SUNCOAST LABS			27	100%	27
SPANISH RIVER HIGH SCHOOL ESE		23	4	15%	27
PHYSICIANS CARE		23	4	15%	27
LOOP PEDIATRICS		22	5	19%	27
SOMA MEDICAL CENTER # 4		4	23	85%	27
URGENT FAMILY CARE INC		24	3	11%	27
PARK WEST MEDICAL CENTER		26	1	4%	27
Clearwater Center		13	14	52%	27
TIFFANY LAKE CARE CENTERS INC		26	1	4%	27
ACCESS HEALTH CARE PHYSICIANS LLC		10	17	63%	27
MINUTECLINIC DIAGNOSTIC OF TN, PC 374		23	4	15%	27
LEE COMMUNITY HEALTHCARE INC CAPE CORAL		27			27
ENGLEWOOD HOSPITAL AND MEDICAL CENTER		22	5	19%	27
VICK STREET MANOR		27			27
HEALTHPARK MEDICAL CENTER ABG LAB		26	1	4%	27
ROSLYN URGENT CARE		27			27
GASTROENTEROLOGY ASSOCIATES OF PENSACOLA PA		23	4	15%	27
RAINBOW PEDIATRICS		1	26	96%	27
BROOKDALE SOUTHPOINT			27	100%	27
Summit Medical Group Westfield Lab		24	3	11%	27
BROWARD HEALTH IMPERIAL POINT NURSING			27	100%	27
GOOD SAMARITAN HOSPITAL LABORATORY		24	3	11%	27
TALLAHASSEE DEVELOPMENTAL CENTER□		26	1	4%	27
MINUTECLINIC DIAGNOSTIC OF TEXAS		23	4	15%	27
LPG PRIMARY CARE AT CAPE CORAL PARKWAY		22	5	19%	27
ST VINCENTS AMBULATORY CARE INC DBA		24	3	11%	27
MONTEFIORE NEW ROCHELLE HOSPITAL		24	3	11%	27
THE COMMONWEALTH OF MASSACHUSETTS		1	26	96%	27
VOLUSIA COUNTY BRANCH JAIL		1	26	96%	27
KIVA AT CANTERBURY, LLC		27			27
BROOKDALE UNIVERSITY HOSPITAL		25	2	7%	27
GERALD J KIVETT MD		24	3	11%	27
EPIC REFERENCE LABS INC			27	100%	27
CARE CENTERS OF NASSAU LLC MINER ROAD NORTH		26			26
1 TOUCH TOTALCARE SOLUTIONS		23	3	12%	26
EXPRESS FAMILY CARE LLC		11	15	58%	26
VIRTUA		22	4	15%	26
BIG BEND HOSPICE INC		26			26
HUNT CLUB PEDIATRIC ASSOCIATES LLC		21	5	19%	26

COVID-19: testing by laboratory

Data through Apr 16, 2021 verified as of Apr 17, 2021 at 09:25 AM

Data in this report are provisional and subject to change.

The numbers in the table below represent the number of Florida and non-Florida residents for whom test results were received by the Department of Health. A person can be tested by more than one laboratory and can have both positive and negative results. **Therefore, the sum of the numbers in each column will be larger than the total number of people tested.**

Reporting lab	Inconclusive	Negative	Positive	Percent positive	Total
CARENOW - DOWNTOWN NORTH GULCH		24	2	8%	26
ADVENT HEALTH PARTIN SETTLEMENT HEALTH PARK		18	8	31%	26
ADVENT HEALTH MEDICAL GROUP FAMILY AND INTERNAL MEDICINE AT AVALON PAR		23	3	12%	26
WELLMED AT PLANT CITY		12	14	54%	26
MINUTECLINIC DIAGNOSTIC OF TN PC #6435		23	3	12%	26
LAKES DIALYSIS CENTER INC			26	100%	26
ARCPPOINT LABS OF FORT LAUDERDALE		25	1	4%	26
MD BEAUTY LABS, PA		24	2	8%	26
CVS NC3516POCT WINSTON SALEM		24	2	8%	26
ABL MEDICAL CARE LLC			26	100%	26
SHORE MEMORIAL HOSPITAL		23	3	12%	26
RAYMOND BASRI MD		24	2	8%	26
TREEHOUSE PEDIATRICS & FAMILY CARE		26			26
CVA MINUTE CLINIC DIAGNOSTIC OF VIRGINIA, LLC		25	1	4%	26
THE MINIER URGENT CARE		20	6	23%	26
SUMMIT MEDICAL GROUP - 75 E NORTHFIELD		22	4	15%	26
WAKULLA COUNTY HEALTH DEPARTMENT		12	14	54%	26
DELRAY BEACH FACIAL PLASTIC SURGERY		26			26
EAST HILL MEDICAL GROUP		17	9	35%	26
RJ LEE GROUP	1	23	2	8%	26
MINIMALLY INVASIVE VASCULAR INC		24	2	8%	26
SUMMERGATE PHARMACY		24	2	8%	26
MONCRIEF ARMY HEALTH CLINIC			26	100%	26
PULMONARY SPECIALISTS OF THE PALM BEACHES		16	10	38%	26
DARDEN WELLNESS CENTER		23	3	12%	26
PALM BEACH COUNTY FIRE RESCUE		24	2	8%	26
OPTIMAL CARE PEDIATRICS		7	19	73%	26
CANTON-POTSDAM HOSPITAL LABORATORY		25	1	4%	26
LOT HEALTH SERVICES	1	25			26
OAKTREE HEALTHCARE			26	100%	26
MAGNOLIA PEDIATRICS		4	22	85%	26
CITY OF NAPLES FIRE RESCUE		22	4	15%	26
TOTAL ACCESS URGENT CARE		1	24	96%	25
THE WATERMARK AT VISTAWILLA		25			25
ADVENT HEALTH - LAKE MARY PEDIATRICS		16	9	36%	25
MINUTECLINIC DIAGNOSTIC OF PENNSYLVANI		24	1	4%	25
PALMETTO PEDIATRICS			25	100%	25
MINUTECLINIC DIAGNOSTIC OF TN PC #378		22	3	12%	25
WESTPAC LABS		1	24	96%	25
West Gate Village, LLC		25			25
MEDPEDS ASSOCIATES OF SARASOTA PA		22	3	12%	25
COMMUNITY HEALTH OF SOUTH FLORIDA			25	100%	25
ENCOMPASS HOME HEALTH OF THE SOUTHEAST LLC		23	2	8%	25
MADWAR		19	6	24%	25
ENCOMPASS HEALTH REHABILITATION HOSPITAL OF MIAMI		24	1	4%	25
ADVENT HEALTH EXPRESS		9	16	64%	25

COVID-19: testing by laboratory

Data through Apr 16, 2021 verified as of Apr 17, 2021 at 09:25 AM

Data in this report are provisional and subject to change.

The numbers in the table below represent the number of Florida and non-Florida residents for whom test results were received by the Department of Health. A person can be tested by more than one laboratory and can have both positive and negative results. **Therefore, the sum of the numbers in each column will be larger than the total number of people tested.**

Reporting lab	Inconclusive	Negative	Positive	Percent positive	Total
GREEN GABLES ASSISTED LIVING FACILITY		25			25
MINUTECLINIC, LLC, DBA MINUTECLINIC #2544		24	1	4%	25
ASURANCE SCIENTIFIC LABORATORIES		24	1	4%	25
NEWYORK-PRESBYTERIAN/ LAWRENCE HOSPITAL LABORATORY		22	3	12%	25
FEDERAL PRISON CAMP PENSACOLA			25	100%	25
HARBOUR ISLAND PEDIATRICS		16	9	36%	25
NEW YORK METHODIST HOSPITAL		21	4	16%	25
COASTAL SKIN SURGERY AND DERMATOLOGY		18	7	28%	25
HENDRY REGIONAL CORPORATE HEALTH			25	100%	25
FORT SANDERS REGIONAL LABORATORY		25			25
JUPITER MEDICAL CENTER		1	24	96%	25
COASTAL COMPLETE CARE		11	14	56%	25
SOUTH FLORIDA DIALYSIS CENTER		8	17	68%	25
CENTRAL FLORIDA PEDIATRIC URGENT CARE LLC		21	4	16%	25
TREASURE COAST URGENT CARE			25	100%	25
HALIFAX HEALTH URGENT CARE		4	21	84%	25
SUNQUEST		3	22	88%	25
PHYSICIANS STAT		3	22	88%	25
ST. CLOUD HOSPITAL		20	5	20%	25
MEDEXPRESS URGENT CARE - BLOOMINGTON		22	3	12%	25
JUST FOR KIDS PEDIATRICS		5	19	79%	24
ROWLETT MIDDLE ACADEMY		22	2	8%	24
FINLAY C. LABORATORY		4	20	83%	24
RAINBOW PEDIATRIC CENTER		2	22	92%	24
HENNEPIN COUNTY MEDICAL CENTER (HCMC)		13	11	46%	24
COURTYARDS OF ORLANDO		24			24
VILLAGES REHABILITATION AND NURSING CENTER		24			24
LABORATORY DYNAMICS		20	4	17%	24
ALAN SERURE MD		24			24
VENICE URGENT CARE - GULF COAST		1	23	96%	24
WESTMINSTER WOODS ON JULINGTON CREEK		22	2	8%	24
WELLOW URGENT CARE		23	1	4%	24
MADISON COUNTY MEMORIAL HOSP		12	12	50%	24
FLORIDA MEDICAL CLINIC - NEW TAMPA		19	5	21%	24
JESSIE TRICE COMMUNITY HEALTH SYSTEM, INC		8	16	67%	24
TARPON BAYOU CENTER			24	100%	24
EDWARD S BENNETT MD PLLC		24			24
PALMS MEDICAL GROUP - LAKE CITY WEST		3	21	88%	24
UAH STUDENT HEALTH CENTER		17	7	29%	24
CVS NC7047POCT DURHAM		24			24
HOWARD BEACH URGENT CARE		22	2	8%	24
ATRIA AT ST JOSEPHS		24			24
HEALTH MED CENTERS		24			24
BAYFRONT HMA CONVENIENT CARE, LLC		2	22	92%	24
HERITAGE OAKS ASSISTED LIVING & MEMORY CARE		20	4	17%	24
UNIV OF NORTH ALABAMA HEALTH CENTER		22	2	8%	24

COVID-19: testing by laboratory

Data through Apr 16, 2021 verified as of Apr 17, 2021 at 09:25 AM

Data in this report are provisional and subject to change.

The numbers in the table below represent the number of Florida and non-Florida residents for whom test results were received by the Department of Health. A person can be tested by more than one laboratory and can have both positive and negative results. **Therefore, the sum of the numbers in each column will be larger than the total number of people tested.**

Reporting lab	Inconclusive	Negative	Positive	Percent positive	Total
STATE LAB		2	22	92%	24
INNOVATIVE RESEARCH OF WEST FLORIDA		21	3	13%	24
UTAH DEPARTMENT OF HEALTH			24	100%	24
LEE COMMUNITY HEALTHCARE INC NORTH FORT MYERS		24			24
VENICE REGIONAL BAYFRONT HEALTH			24	100%	24
NOVANT HEALTH		18	6	25%	24
South Heritage Health and Rehab		24			24
CSH LAKE ORIENTA LP		24			24
CL BRUMBACK PRIMARY CARE CLINIC LANTANA		2	22	92%	24
MID FLORIDA PATHOLOGY LLC		23	1	4%	24
SARASOTA MEMORIAL NURSING & REHABILITATION CTR		24			24
PRIME CARE ONE LLC/HARBORCHASE OF VENICE			24	100%	24
PEDIATRICS IN BREVARD-COCOA BEACH		19	5	21%	24
CENTERPLACE HEALTH		3	21	88%	24
TIMBERLANE LODGE ALF	1	16	7	29%	24
THE CHAPPEL GROUP RESEARCH		24			24
PACIFICA SENIOR LIVING FORT MYERS		15	9	38%	24
PASSPORT HEALTH OF TAMPA BAY		21	3	13%	24
MINUTE CLINIC DIAGNOSTIC OF TEXAS, LLC		21	3	13%	24
URGENT CARE USA			24	100%	24
PHYSICIANS PRIMARY CARE OF SW FLORIDA PL		24			24
SENIOR LIVING IV SUN CITY LLC		17	7	29%	24
MED PLUS FLORENCE		20	4	17%	24
ST VINCENT'S EAST		22	2	8%	24
ADEPT INPATIENT MEDICAL SERVICES PC		24			24
AVENTIS BIO-SERVICES CTL		24			24
SENIOR HEALTH OF WINTER PARK DUNDEE		24			24
ST ELIZABETH MEDICAL CENTER LABORATORY		20	3	13%	23
BAYFRONT FAMILY HEALTH CENTER		3	20	87%	23
JACK BANDEL MD PA		23			23
BOZEMAN HEALTH DEACONESS HOSPITAL		18	5	22%	23
GRAND VILLA OF DELRAY EAST		23			23
SONATA BOYNTON BEACH		21	2	9%	23
MINUTECLINIC DIAGNOSTIC OF TN PC #6363		20	3	13%	23
PRIMECARE AT PORT ORANGE		4	19	83%	23
SOUTH NASSAU COMMUNITIES HOSPITAL		19	4	17%	23
OMEGA LABORATORIES		19	4	17%	23
ADIRONDACK MEDICAL CENTER		23			23
NORTHWEST FLORIDA COMMUNITY HOSPITAL 3RD FLOOR		21	2	9%	23
LIFELINK TISSUE BANK D/B/A LIFELINK TISSUE BANK		19	4	17%	23
ISLAND COAST PEDIATRICS PA		22	1	4%	23
WELLMED AT LAKE COPELAND		17	6	26%	23
STEWART MEDICAL GROUP INC			23	100%	23
MARQUES PEDIATRICS			23	100%	23
CORE LABORATORY		1	22	96%	23
UNIVERSITY HILLS HEALTH AND REHABILITATION CENTER		18	5	22%	23

COVID-19: testing by laboratory

Data through Apr 16, 2021 verified as of Apr 17, 2021 at 09:25 AM

Data in this report are provisional and subject to change.

The numbers in the table below represent the number of Florida and non-Florida residents for whom test results were received by the Department of Health. A person can be tested by more than one laboratory and can have both positive and negative results. **Therefore, the sum of the numbers in each column will be larger than the total number of people tested.**

Reporting lab	Inconclusive	Negative	Positive	Percent positive	Total
ESOTERIX GENETIC LABORATORIES		17	6	26%	23
UF HEALTH NORTH JACKSONVILLE			23	100%	23
WOODHOUSE INC		17	6	26%	23
NOBLE SENIOR LIVING		3	20	87%	23
WUESTHOFF MEDICAL CENTER-MELBOURNE			23	100%	23
GILCHRIST COUNTY JAIL		21	2	9%	23
WESTPAC LABS INC	1	11	11	48%	23
CHARLOTTE CHD PORT CHARLOTTE		19	4	17%	23
DOCTORS MEDICAL CENTER OF WALTON COUNTY CLINIC			23	100%	23
FLORENCE J HUNT STUDENT WELLNESS CENTER - HEALTH SERVICES (ABBOTT)		23			23
NEW JERSEY		22	1	4%	23
LAKE BUTLER HOSPITAL		23			23
EGL GENETIC DIAGNOSTICS		1	22	96%	23
MINUTECLINIC DIAGNOSTIC OF TN PC #320		15	8	35%	23
LAKEVIEW HEALTH CARE SYSTEMS		9	14	61%	23
CARESPOT		2	21	91%	23
TGH URGENT CARE - WESLEY CHAPEL			23	100%	23
ROSS MEDICAL GROUP			23	100%	23
ADVANCED URGENT CARE CENTER		7	16	70%	23
ORANGE REGIONAL MEDICAL CENTER LABORATORY		17	5	23%	22
FORT PIERCE FAMILY CARE INC		16	6	27%	22
KELLY'S ASSISTED LIVING FACILITY		22			22
ENCORE AT BOCA RATON, THE			22	100%	22
FLUSHING HOSPITAL MEDICAL CENTER		18	4	18%	22
MORRIS PARK URGENT CARE		19	3	14%	22
BASSETTI & ASSOCIATES, MD, PA			22	100%	22
PRIMARY CARE SPECIALISTS OF ORLANDO LLC		17	5	23%	22
NEW YORK PRESBYTERIAN - ALLEN HOSPITAL		22			22
SOLE HEALTH LLC		22			22
DSI MANAGEMENT LLC		22			22
FAMILY AND AFTER HOURS CARE		22			22
EBEIDS MD PEDIATRICS		19	3	14%	22
DIACARTA INC.		22			22
PULSE MEDICAL GROUP INC			22	100%	22
MINUTECLINIC DIAGNOSTIC OF ILLINOIS L		17	5	23%	22
MARATHON HEALTH FOR LIFE		19	3	14%	22
ST VINCENT'S URGENT CARE		19	3	14%	22
BETHESDA HEALTH PHYSICIAN GROUP INC			22	100%	22
GRAND VILLA OF MELBOURNE		20	2	9%	22
UNDERGROUND FREE CLINIC		22			22
ADVANCED HEALTHCARE ASSOCIATES		20	2	9%	22
APOLLO SURGERY CENTER		20	2	9%	22
ERIC C MARSHAL MD, PC DBA MINUTECLINIC		21	1	5%	22
Wesley Place on Honeysuckle		20	2	9%	22
DALE MEDICAL CENTER		17	5	23%	22
CVS NC7588POCT ASHEVILLE		19	3	14%	22

COVID-19: testing by laboratory

Data through Apr 16, 2021 verified as of Apr 17, 2021 at 09:25 AM

Data in this report are provisional and subject to change.

The numbers in the table below represent the number of Florida and non-Florida residents for whom test results were received by the Department of Health. A person can be tested by more than one laboratory and can have both positive and negative results. **Therefore, the sum of the numbers in each column will be larger than the total number of people tested.**

Reporting lab	Inconclusive	Negative	Positive	Percent positive	Total
FLORIDA HOSPITAL LABS		12	10	45%	22
OHIO CVS STORES, LLC DBA		19	3	14%	22
OLIVE BRANCH HEALTH AND REHABILITATION CENTER			22	100%	22
ELAN SPANISH SPRINGS		4	18	82%	22
MEDI STATION			22	100%	22
GLEN COVE HOSPITAL		22			22
CHIPOLA QUICK CARE		17	5	23%	22
MOBILE DIVISION LABORATORY		7	15	68%	22
SOUTH CAROLINA DEPARTMENT OF HEALTH			22	100%	22
FLORIDA PEDIATRICS		6	16	73%	22
SEAGRASS VILLAGE			22	100%	22
REGENEXX TAMPA BAY		19	3	14%	22
TEN HEALTHCARE		6	16	73%	22
MORNINGSIDE MANOR & VILLA ADULT CARE C		22			22
MINUTECLINIC DIAGNOSTIC OF NORTH		19	3	14%	22
ROCKLEDEGE REGIONAL MEDICAL CENTER		17	5	23%	22
OCEANSIDE URGENT CARE		22			22
BAPTIST PEDIATRICS		17	4	19%	21
ST JUDE CHILDRENS RESEARCH HOSPITAL		21			21
INTERNATIONAL MEDICAL LABORATORY INC		21			21
TENNESSEE DEPARTMENT OF HEALTH		15	6	29%	21
RHODE ISLAND DEPARTMENT OF HEALTH			21	100%	21
HOPE HEALTHCARE		21			21
USCG AIR STATION CLEARWATER CLINIC		20	1	5%	21
JEFFERSON K-12, A SOMERSET SCHOOL- CLINIC		17	4	19%	21
POINT OF CARE CLINICS PRIMARY CARE		20	1	5%	21
CARENOW URGENT CARE-BRENTWOOD		15	6	29%	21
GUARDANT HEALTH		15	6	29%	21
LAKE HOWARD HEIGHTS	1	18	2	10%	21
MINUTECLINIC DIAGNOSTIC PA		19	2	10%	21
CLINICAL PATHOLOGY LABORATORIES SOUTHEAST			21	100%	21
CONNECTDX		6	15	71%	21
MINUTECLINIC DIAGNOSTICS MEDICAL GROUP		20	1	5%	21
PEDIATRIC ASSOCIATES PA		17	4	19%	21
ESTATES MEDICAL CENTER		12	9	43%	21
UPMC CHAUTAUQUA AT WCA LABORATORY		20	1	5%	21
NAVAL MEDICAL CENTER SAN DIEGO			21	100%	21
MINUTECLINIC DIAGNOSTIC OF NORTH CAROLINA PC		18	3	14%	21
PALM BAY FAMILY PRACTICE		4	17	81%	21
ROCKLEDGE FAMILY HEALTH			21	100%	21
GEORGIA HEART CENTER (MSC 53), NAVICEN		19	2	10%	21
ORANGE PARK PEDIATRIC ASSOCIATES		10	11	52%	21
PRIMECARE OF DOTHAN-DALEVILLE CLINIC		16	5	24%	21
OHSU MOLECULAR MICROBIOLOGY LAB		20	1	5%	21
CVS MINUTE CLINIC DIAGNOSTIC OF TEXAS LLC		17	4	19%	21
ARDEN COURTS OF WINTER SPRINGS		18	3	14%	21

COVID-19: testing by laboratory

Data through Apr 16, 2021 verified as of Apr 17, 2021 at 09:25 AM

Data in this report are provisional and subject to change.

The numbers in the table below represent the number of Florida and non-Florida residents for whom test results were received by the Department of Health. A person can be tested by more than one laboratory and can have both positive and negative results. **Therefore, the sum of the numbers in each column will be larger than the total number of people tested.**

Reporting lab	Inconclusive	Negative	Positive	Percent positive	Total
Z UROLOGY		21			21
CITY OF CLEARWATER EMPLOYEE HEALTH CENTER		10	11	52%	21
WALGREENS #04618		18	3	14%	21
LAKEWOOD RANCH MEDICAL CENTER CLINICAL LAB			21	100%	21
COLUMBIA MEMORIAL HOSPITAL		21			21
Citymd Of Lacey		18	3	14%	21
TREEHOUSE PEDIATRICS		19	2	10%	21
COASTAL FAMILY PRACTICE		13	8	38%	21
LPG PRIMARY CARE AT COLONIAL CENTER DRIVE		19	2	10%	21
MAITLAND PRIMARY CARE		9	11	55%	20
MCWHORTER SCHOOL OF PHARMACY		20			20
REDITUS LABORATORIES			20	100%	20
PALM BEACH GARDENS MEDICAL CENTER			20	100%	20
PROFESSIONAL PARK PEDIATRICS PA			20	100%	20
VA MEDICAL CENTER			20	100%	20
BAPTIST MEDICAL GRP URGENT CARE & OCC HEALTH AIRPO		20			20
EMORY CRAWFORD LONG HOSPITAL LABORATOR		17	3	15%	20
ADVENT HEALTH - KISSIMMEE		6	14	70%	20
GRADY HEALTH SYSTEM		20			20
CVS NC4165POCT BREVARD		13	7	35%	20
DEPT OF VA MEDICAL CENTER - BAY PINES			20	100%	20
Floral Health and Rehabilitation, LLC		19	1	5%	20
ODYSSEY HEALTHCARE OF MARION COUNTY, LLC		19	1	5%	20
TEXAS DEPARTMENT OF STATE HEALTH SERVICES		3	17	85%	20
TGH MEDICAL GROUP LABORATORY CARROLLWOOD			20	100%	20
Sovereign Laboratory Services, LLC		17	3	15%	20
BEST MEDICAL CENTER		11	9	45%	20
DIXIE COUNTY HEALTH DEPARTMENT		13	7	35%	20
VIERA FAMILY MEDICINE AND WELLNESS		16	4	20%	20
WACO HHSSURGEWACO	1	16	3	15%	20
GOOD SAMARITAN SOCIETY OF DAYTONA		16	4	20%	20
PRIMARY CARE MEDICINE	1	13	6	30%	20
ANYTIME LAB, LLC		18	2	10%	20
CARESPOT OF NOCATEE		1	19	95%	20
SHELBY BAPTIST MEDICAL CENTER		15	5	25%	20
GLEN OAKS URGENT CARE		18	2	10%	20
MIAMI BEACH MEDICAL GROUP			20	100%	20
CONSOLIDATED LAB SERVICES		10	10	50%	20
BAY PEDIATRICS PA		18	2	10%	20
THE VILLAGES HEALTH		12	8	40%	20
WALGREENS #05625		18	2	10%	20
PIEDMONT HOSPITAL CLINICAL LABORATORY		19	1	5%	20
AEGIS MEDICAL GROUP, LLC		20			20
MEDEXPRESS URGENT CARE - SEMINOLE SQUA		18	2	10%	20
MINUTE-CLINIC DIAGNOSTIC OF VIRGINIA		17	3	15%	20
WINTER PARK FAMILY PRACTICE LLC		17	3	15%	20

COVID-19: testing by laboratory

Data through Apr 16, 2021 verified as of Apr 17, 2021 at 09:25 AM

Data in this report are provisional and subject to change.

The numbers in the table below represent the number of Florida and non-Florida residents for whom test results were received by the Department of Health. A person can be tested by more than one laboratory and can have both positive and negative results. **Therefore, the sum of the numbers in each column will be larger than the total number of people tested.**

Reporting lab	Inconclusive	Negative	Positive	Percent positive	Total
PONCE PLAZA NURSING & REHAB CENTER		4	16	80%	20
BROOKDALE MANDARIN CENTRAL		7	13	65%	20
CVS NV3210POCT LAS VEGAS		18	2	10%	20
ENCOMPASS HEALTH REHABILITATION		18	2	10%	20
LPG PRIMARY CARE AT MATTHEW DRIVE		18	2	10%	20
MINUTECLINIC MINUTECLINIC #8746		19	1	5%	20
BAYCARE MEDICAL GROUP INC			20	100%	20
HARLEM HOSPITAL CENTER		19	1	5%	20
JACKSONVILLE PEDIATRICS		14	6	30%	20
CVS HEALTH, #3396		18	2	10%	20
MEDICAL EXPRESS CORP		18	2	10%	20
LAKE WORTH MANOR		19	1	5%	20
WINSHIPS PHARMACY INC		20			20
STATEN ISLAND UNIVERSITY HOSPITAL		19	1	5%	20
GENTIVA HEALTH SERVICES		18	2	10%	20
HEALTHY MINORS, LLC.		20			20
HELIX DIAGNOSTICS			20	100%	20
REGENCY SQUARE MALL - SEARS		3	16	84%	19
MONROE COUNTY DETENTION CENTER			19	100%	19
ANYLABTESTNOW		6	13	68%	19
LOVING CARE OF THE TREASURE COAST LLC	1	13	5	26%	19
FLORIDA COMMUNITY HEALTH CENTER OF ST. LUCIE		1	18	95%	19
CLEVELAND CLINIC FLORIDA		1	18	95%	19
SEVEN RIVERS REGIONAL MEDICAL CENTER		5	14	74%	19
TRINITY MEDICAL ASSOCIATES LLC			19	100%	19
GRACE WELLNESS CENTER		8	11	58%	19
FLORIDA HOSPITAL WINTER GARDEN		15	4	21%	19
COMMUNITY HOME HEALTH CARE		19			19
NO NAME		8	11	58%	19
CARE POINT HEALTH & WELLNESS CENTER		19			19
ALL PEDIATRIC CARE			19	100%	19
EMERALD COAST HOSPICE - CRESTVIEW		19			19
DOC PAM PA		18	1	5%	19
INTEGRATED REGIONAL LABORATORIES - LARGO			19	100%	19
MD PLUS URGENT CARE, LLC			19	100%	19
FOX FAMILY PRACTICE		19			19
ELTINGVILLE CIRCLE URGENT CARE		18	1	5%	19
WALGREENS_PEMBROKE PINES		16	3	16%	19
NANO HEALTH ASSOCIATES LLC		19			19
COMMONWEALTH OF MASSACHUSETTS			19	100%	19
BRIDGEWAY HEALTH CLINICS INC			19	100%	19
PATIENTS CHOICE LAB OF IND, LLC		16	3	16%	19
MICHELLE S PAGE MD PA		18	1	5%	19
URGENT TEAM		16	3	16%	19
ADVENTIST HEALTH SYSTEM		16	3	16%	19
OCEAN REEF MEDICAL CENTER, LLC			19	100%	19

COVID-19: testing by laboratory

Data through Apr 16, 2021 verified as of Apr 17, 2021 at 09:25 AM

Data in this report are provisional and subject to change.

The numbers in the table below represent the number of Florida and non-Florida residents for whom test results were received by the Department of Health. A person can be tested by more than one laboratory and can have both positive and negative results. **Therefore, the sum of the numbers in each column will be larger than the total number of people tested.**

Reporting lab	Inconclusive	Negative	Positive	Percent positive	Total
JACKSON NORTH MEDICAL CENTER		2	17	89%	19
BAPTIST MEMORIAL HEALTH CARE		17	2	11%	19
MED HEALTH SERVICES		18	1	5%	19
STAT MEDICAL CLINIC III INC		13	6	32%	19
BROWNE MEDICAL		17	2	11%	19
MORTON PLANT NORTH BAY HOSPITAL			19	100%	19
ROYAL PALM MEDICAL GROUP, INC		19			19
MINUTECLINIC DIAGNOSTIC OF MICHIGAN PC		18	1	5%	19
FAMILY CARE CYPRESS CREEK		1	18	95%	19
CAREHERE- LCS LEESBURG			19	100%	19
FORT WALTON BEACH DEVELOPMENTAL CENTER		18	1	5%	19
ST. JUDES LABORATORIES		13	6	32%	19
ST CATHERINE OF SIENA HOSPITAL		17	2	11%	19
SEBRING PEDIATRICS LLC			19	100%	19
CLERMONT ADVENTHEALTH CENTRA CARE		1	18	95%	19
STONE WASH CLINICAL LABORATORIES		2	17	89%	19
BAYVIEW MEDICAL		19			19
AUBURN COMMUNITY HOSPITAL		17	2	11%	19
LAB INTERMARKET FACILITY LAB		1	18	95%	19
CORNER OAK ESTATE LLC		19			19
49D2045214PHYSICIAN OFFICE WAIVER MEDEXPRESS URGENT CARE - HARRISONBU		10	9	47%	19
FIRST CHOICE PEDIATRICS WINTER SPRINGS		14	5	26%	19
BARTON FAMILY PRACTICE		8	11	58%	19
CITY OF LAKE MARY EMPLOYEE HEALTH CENTER		16	2	11%	18
ADVENTHEALTH MEDICAL GROUP		12	6	33%	18
ROBERT WOOD JOHNSON UNIVERSITY HOSP		16	2	11%	18
ST ANTHONY'S HOSP PATIENT CARE SERVICE			18	100%	18
BAY COUNTY HEALTH DEPARTMENT		14	4	22%	18
COLLEGE POINT URGENT CARE		15	3	17%	18
INTERMOUNTAIN CENTRAL LAB		1	17	94%	18
MI CASA DORADA ASSISTED LIVING FACILIT		18			18
MINUTECLINIC, LLC #4507		16	2	11%	18
ADVENT HEALTH - WINTER HAVEN		8	10	56%	18
MOORINGS PARK OAKSTONE AT GREY OAKS		17	1	6%	18
MINUTECLINIC DIAGNOSTIC OF TEXAS LLC		16	2	11%	18
MINUTE CLINIC DIAGNOSTIC OF TN PC #64		17	1	6%	18
WALGREEN EASTERN CO, INC		18			18
MAIMONIDES MEDICAL CENTER		15	3	17%	18
PRATTVILLE BAPTIST HOSPITAL		14	4	22%	18
BRONSON FIRE DEPARTMENT		18			18
INTEGRATED FAMILY MEDICAL CENTER			18	100%	18
MADISON CORE LABORATORIES		17	1	6%	18
CABOT RESERVE ON THE GREEN		18			18
MINUTECLINIC, LLC #1586		13	5	28%	18
HARTFORD HOSPITAL ANCILLARY LAB		17	1	6%	18
ASHRAF MEDICAL GROUP PLLC DBA PULSE M		17	1	6%	18

COVID-19: testing by laboratory

Data through Apr 16, 2021 verified as of Apr 17, 2021 at 09:25 AM

Data in this report are provisional and subject to change.

The numbers in the table below represent the number of Florida and non-Florida residents for whom test results were received by the Department of Health. A person can be tested by more than one laboratory and can have both positive and negative results. **Therefore, the sum of the numbers in each column will be larger than the total number of people tested.**

Reporting lab	Inconclusive	Negative	Positive	Percent positive	Total
ADVENTHEALTH MEDICAL GROUP PEDIATRICS AT		4	14	78%	18
MEDEXPRESS URGENT CARE, MOON TOWNSHIP		17	1	6%	18
CVS MINUTE CLINIC DIAGNOSTIC OF TN #6044		16	2	11%	18
ASCENSION ST VINCENT'S PRIMARY CARE		1	17	94%	18
AURORA UNIVERSITY WELLNESS CENTER		18			18
UM MILLER SCHOOL OF MEDICINE			18	100%	18
AURORA DIAGNOSTICS		6	12	67%	18
BROOKDALE ST AUGUSTINE		1	17	94%	18
ABC PEDIATRICS OF PORT ST LUCIE		16	2	11%	18
MINUTECLINIC #8699		14	4	22%	18
107TH PLACE GROUP HOME		18			18
ORLANDO FAMILY PHYSICIANS INC		13	5	28%	18
THE CANOPY AT HARPER LAKE	1		17	94%	18
TENDER CARE ALF		18			18
IONA COLLEGE HEALTH & WELLNESS CENTER		18			18
OSCEOLA ALF OPERATOR, LLC DBA□		18			18
CLINIC OF PEDIATRICS & GI MEDICINE INC		1	17	94%	18
TPCA CLINICAL LABORATORIES		15	3	17%	18
J AND J VISTAKON EMPLOYEE HEALTH CENTER		17	1	6%	18
MINUTECLINIC DIAGNOSTIC OF TN PC #566		14	4	22%	18
MEDEXPRESS URGENT CARE - TIMBERLAKE		16	2	11%	18
SANTA ROSA COUNTY JAIL - WELLPATH			18	100%	18
MC DIAGNOSTIC OF CONNECTICUT, PC #775		17	1	6%	18
FORT HAMILTON URGENT CARE		18			18
GENERAL INTERNAL MEDICINE MEDICAL CTR CLINIC		13	5	28%	18
CRANES VIEW LODGE			18	100%	18
VALLEY IMMEDIATE CARE		16	2	11%	18
CITY OF SANFORD EMPLOYEE HEALTH AND		17	1	6%	18
MINUTECLINIC DIAGNOSTIC OF RHODE ISLAND, LLC #590		17	1	6%	18
XPRESS WELLNESS URGENT CARE			18	100%	18
MARION COUNTY HEALTH DEPARTMENT		17	1	6%	18
PEPIN ACADEMIES-PASCO		18			18
PPD - IXLAYER		17	1	6%	18
GRACE COMMUNITY PHARMACY		2	16	89%	18
URGENT CARE AT LONGWOOD			18	100%	18
GUIDEWELL EMERGENCY MEDICINE DOCTORS LLC #33		11	7	39%	18
URGENT CARE OF NEW YORK		16	1	6%	17
AVALON FAMILY RESORT ASSISTED LIVING LLC		17			17
MASSACHUSETTS GENERAL HOSPITAL		1	16	94%	17
YORKVILLE PEDIATRIC URGENT CARE		17			17
UC HEALTH UNIVERSITY HOSPITAL		14	3	18%	17
WELLINGTON FAMILY PRACTICE		13	4	24%	17
UVMMC MICROBIOLOGY		16	1	6%	17
SOMA MEDICAL CENTER, PA #4 FLORIDA MANGO		1	16	94%	17
FRUITVILLE URGENT CARE			17	100%	17
GRAND VILLA OF SARASOTA		16	1	6%	17

COVID-19: testing by laboratory

Data through Apr 16, 2021 verified as of Apr 17, 2021 at 09:25 AM

Data in this report are provisional and subject to change.

The numbers in the table below represent the number of Florida and non-Florida residents for whom test results were received by the Department of Health. A person can be tested by more than one laboratory and can have both positive and negative results. **Therefore, the sum of the numbers in each column will be larger than the total number of people tested.**

Reporting lab	Inconclusive	Negative	Positive	Percent positive	Total
DIEGO FALLON MD PA		6	11	65%	17
BAY BREEZE HEALTH AND REHABILITATION CENTER		9	8	47%	17
PRIMARY CARE WALK IN CLINIC PLLC			17	100%	17
MINUTE CLINIC		1	16	94%	17
BLOUNT MEMORIAL HOSPITAL		14	3	18%	17
RESOLVE MOLECULAR DIAGNOSTICS		13	4	24%	17
MINUTECLINIC, LLC, #4160		13	4	24%	17
GENETIC TECHNOLOGICAL INNOVATIONS			17	100%	17
LAKELAND HILLS CENTER		10	7	41%	17
MEDEXPRESS URGENT CARE - ROBINSON TWP, STEUBENVILLE PIKE		15	2	12%	17
VISTACARE PHARMACY I		15	2	12%	17
BROOKDALE CROWN POINT			17	100%	17
MINUTECLINIC DIAGNOSTIC OF SC, LLC #2		13	4	24%	17
CLEVELAND CLINIC			17	100%	17
URGENT CARE WEST CLINIC		14	3	18%	17
PREMIUM HEALTH CARE			17	100%	17
HEALTHCARE NOW			17	100%	17
FAST PACE MEDICAL CLINIC PLLC		15	2	12%	17
MARCO DRUGS AND COMPOUNDING		13	4	24%	17
ESTATES MEDICAL CENTER INC		4	13	76%	17
ALBIBI		1	16	94%	17
UNIVERSITY OF ALABAMA - FUNGAL REFERENCE LABORATORY		12	5	29%	17
MC DIAGNOSTIC OF CONNECTICUT, PC #1960		17			17
CALLAWAY CLINIC		12	5	29%	17
KIDS CARE PEDIATRICS PA			17	100%	17
URGENT CARE & FAMILY PRACTICE CENTER			17	100%	17
INN AT LAKE SEMINOLE SQUARE, THE		17			17
WALGREENS_COCONUT CREEK		13	4	24%	17
YUSRA MEDICAL ASSOCIATES PA		14	3	18%	17
CARESPOT EXPRESS HEALTHCARE			17	100%	17
COAST MED URGENT CARE		16	1	6%	17
UNIVERSITY LAB			17	100%	17
ST JOSEPH HOSPITAL		16	1	6%	17
CVS MINUTE CLINIC DIAGNOSTIC OF WISCONSIN		17			17
KIDSWOOD PEDIATRICS CORP		6	11	65%	17
MIRIMUS INC		1	16	94%	17
LYNN KEEFE, MD PEDIATRICS		14	3	18%	17
PARRISH HEALTH CENTER		14	3	18%	17
CARE NOW, INC		13	4	24%	17
STARLING AT NOCATEE			16	100%	16
RIVERSIDE MEDICAL GROUP		15	1	6%	16
LAKEVIEW HEALTH SYSTEMS			16	100%	16
FAST TRACK URGENT CARE CENTER - TYRONE			16	100%	16
KIMBERLY J HENDERSON MD PC		15	1	6%	16
UNIVERSITY OF MIAMI MILLER SCHOOL			16	100%	16
SUFFRIDGE DRIVE GROUP HOME		16			16

COVID-19: testing by laboratory

Data through Apr 16, 2021 verified as of Apr 17, 2021 at 09:25 AM

Data in this report are provisional and subject to change.

The numbers in the table below represent the number of Florida and non-Florida residents for whom test results were received by the Department of Health. A person can be tested by more than one laboratory and can have both positive and negative results. **Therefore, the sum of the numbers in each column will be larger than the total number of people tested.**

Reporting lab	Inconclusive	Negative	Positive	Percent positive	Total
CRUCIAL CARE		10	6	38%	16
HUDSON VALLEY HOSPITAL CENTER LABORATORY		15	1	6%	16
MEDEXPRESS URGENT CARE LEWISBURG		15	1	6%	16
URGENT CARE CLINIC OF LINCOLN		14	2	13%	16
MINUTE CLINIC DIAGNOSTIC OF SOUTH CAROLINA		12	4	25%	16
FLORIDA MEDICAL ASSOCIATES LLC		9	7	44%	16
BONIFAY NURSING AND REHABILITATION CENTER			16	100%	16
GAMMA DIAGNOSTIC LAB LLC			16	100%	16
DAVITA DIALYSIS		4	12	75%	16
ADVENT HEALTH - ZEPHYRHILLS			16	100%	16
BIOREFERENCE LABORATORIES		6	10	63%	16
JOSEPH MIGNOGNA		13	3	19%	16
INDIANA STATE DEPARTMENT OF HEALTH		1	15	94%	16
MINUTECLINIC, LLC, DBA MINUTECLINIC #6		14	2	13%	16
MONTEFIORE ST LUKE'S CORNWALL HOSPITAL		12	4	25%	16
EAR NOSE & THROAT ASSOCIATES OF MANATEE PA		16			16
HEALTH CENTRAL HOSPITAL			16	100%	16
PANAMA CITY VITAS HOSPICE		16			16
KETAMINE HEALTH CENTERS AT BONITA SPRINGS, LLC		16			16
NTD EUROFINS ATLANTA		16			16
COMMUNITY HEALTH OF SOUTH FLORIDA INC			16	100%	16
XERA MED RESEARCH			16	100%	16
MINNEOLA PLACE A HOMEBRIDGE COMMUNITY		16			16
PRO HEALTH FAMILY PHYSICIANS, NYSTROM		16			16
MEDICINE AT LONGWOOD		16			16
WELLMED AT BRANDON REGIONAL		10	6	38%	16
BERGEN NEW BRIDGE M		14	2	13%	16
UNAVAILABLE/UNKNOWN/NO INFORMATION FOUND			16	100%	16
SRMC AVALON		9	7	44%	16
SOMA MEDICAL CENTER PA			16	100%	16
ST AUGUSTINE PLANTATION		1	15	94%	16
GOOD SAMARITAN SOCIETY		16			16
CVS PHARMACY		1	15	94%	16
MARQUESA MEDICAL		14	2	13%	16
DR PHILLIPS MEDICAL WELLNESS CENTER		13	3	19%	16
HODGES CLUSTER		2	14	88%	16
HAWTHORNE INN OF LAKE LAND		16			16
NOVANT HEALTH GOHEALTH URGENT CARE-HARRISBURG		8	8	50%	16
RICH STREET GROUP HOME		9	7	44%	16
EMPLOYEE WELLNESS PA		5	11	69%	16
MORTON PLANT MEASE			16	100%	16
PROMEDICA LABORATORIES		11	5	31%	16
ALL FLORIDA FAMILY & SPORTS MEDICINE		15	1	6%	16
BVL PEDIATRICS		14	2	13%	16
TMH FSU RAPID LABORATORY		2	14	88%	16
INTERNAL MEDICINE ASSOCIATES & SPECIALTIES INC		15	1	6%	16

COVID-19: testing by laboratory

Data through Apr 16, 2021 verified as of Apr 17, 2021 at 09:25 AM

Data in this report are provisional and subject to change.

The numbers in the table below represent the number of Florida and non-Florida residents for whom test results were received by the Department of Health. A person can be tested by more than one laboratory and can have both positive and negative results. **Therefore, the sum of the numbers in each column will be larger than the total number of people tested.**

Reporting lab	Inconclusive	Negative	Positive	Percent positive	Total
NORTHWEST FLORIDA SLEEP		1	15	94%	16
NORTHWEST FLORIDA ENT, PA		5	11	69%	16
JS HEALTHCARE INC		16			16
Lab MSMC Hialeah			16	100%	16
OKEECHOBEE HEALTHCARE FACILITY			16	100%	16
PRESBYTERIAN MEDICAL SERVICES		16			16
TINA'S ASSISTED LIVING FACILITY CORP		16			16
MILLENNIUM PHYSICIAN GRP LLC NAPLES PINE RIDGE			16	100%	16
MEDLAB INC		15			15
OPIS ISLAND LAKE CENTER		13	2	13%	15
COMPREHENSIVE CHILDCARE ASSOCIATES		8	7	47%	15
MEDLAB ASSOCIATES LLC		15			15
UNIVERSITY HOSPITAL UC HEALTH		11	4	27%	15
CVS NY491POCT JACKSON HEIGHTS		15			15
WELLSTAR NORTH FULTON HOSPITAL LABORAT		14	1	7%	15
GENOTOX LABORATORIES		13	2	13%	15
CVS TX8321POCT MCKINNEY		15			15
MEADOWCREST MOLECULAR DIAGNOSTICS, LLC			15	100%	15
PROHEALTH CARE ASSOCIATES MOBILE		12	3	20%	15
MEDEXPRESS URGENT CARE - LAFAYETTE		14	1	7%	15
OAKMONTE VILLAGE OF DAVIE			15	100%	15
FLORIDA DEPARTMENT OF HEALTH IN HILLSBOROUGH COUNTY		1	14	93%	15
TELEVISIT MALABAR PEDIATRICS		5	10	67%	15
HAVEN HOSPICE IN CHIEFLAND		9	6	40%	15
MINUTECLINIC INCORPORATE, LLC		12	3	20%	15
CARENOW URGENT CARE-DONELSON		12	3	20%	15
LONG ISLAND JEWISH VALLEY STREAM		14	1	7%	15
FAMILY CARE CENTER OF ARLINGTON		10	5	33%	15
BRYAN WHITFIELD MEMORIAL HOSPITAL		10	5	33%	15
NORTHEAST GEORGIA MEDICAL CENTER		15			15
GNT ASSOCIATES		14	1	7%	15
PREMIER LABORATORY SERVICES, LLC		5	10	67%	15
HEALTH MED HOME CARE, LLC		15			15
WALK IN URGENT CARE			15	100%	15
DELIVER MY MEDS CORP		15			15
SURGERY CENTER OF CORAL GABLES LLC,THE		11	4	27%	15
MIAMI BEACH MEDICAL GROUP LLC			15	100%	15
NOVALIFE MEDSPA			15	100%	15
PATHLINE			15	100%	15
MINUTECLINIC DIAGNOSTIC OF TN PC #6415		11	4	27%	15
LILY'S PROMISE AL#12775		15			15
SELECT PHYSICIANS ALLIANCE PL		15			15
VERO DIAGNOSTICS		14	1	7%	15
MINUTECLINIC DIAGNOSTIC OF VIRGINIA, LLC #1416		14	1	7%	15
OPTIONS FOR SENIORS INC DBA PALM KREST MANOR		12	3	20%	15
FAMILY CARE			15	100%	15

COVID-19: testing by laboratory

Data through Apr 16, 2021 verified as of Apr 17, 2021 at 09:25 AM

Data in this report are provisional and subject to change.

The numbers in the table below represent the number of Florida and non-Florida residents for whom test results were received by the Department of Health. A person can be tested by more than one laboratory and can have both positive and negative results. **Therefore, the sum of the numbers in each column will be larger than the total number of people tested.**

Reporting lab	Inconclusive	Negative	Positive	Percent positive	Total
GADSDEN REGIONAL MEDICAL CENTER		15			15
BROOKLYN HOSPITAL CENTER DOWNTOWN CAMPUS		15			15
AJU GEORGE MD PA			15	100%	15
HOLLEY-NAVARRE MEDICAL CLINIC		5	10	67%	15
EASTLAKE PEDIATRICS - TRINITY		15			15
SINAI HOSPITAL OF BALTIMORE		15			15
GRAND VILLA OF PALM COAST		15			15
Astoria Health and Rehab		15			15
MEDEXPRESS URGENT CARE- MARYLAND		14	1	7%	15
WALGREENS #07936		14	1	7%	15
INFEXIONSHIELD INC.		15			15
MINUTE CLINIC LLC #5733		15			15
MILTON 4707		15			15
DIATHERIX		13	2	13%	15
BESSENT ROAD GROUP HOME		15			15
ORLANDO HEALTH		2	13	87%	15
Terrace of Jacksonville			15	100%	15
BAPTIST MEDICAL CENTER EAST		11	4	27%	15
CARDIOTHORACIC SURGERY OF HYDE PARK			15	100%	15
CUSTEAD CARE CENTER HAVEN HOSPICE		12	3	20%	15
HUNTINGTON URGENT CARE		14	1	7%	15
NORTHERN WESTCHESTER HOSPITAL LABORATORY		13	2	13%	15
TLC FAMILY CARE HOME INC		14			14
PARROTT MEDICAL CLINIC			14	100%	14
TALLAHASSEE PRIMARY CARE ASSOCIATES PA		12	2	14%	14
PROMUS DIAGNOSTICS, LLC			14	100%	14
FG RAPID RESULTS LLC		8	6	43%	14
CVS MINUTE CLINIC DIAGNOSTIC PA		10	4	29%	14
CENTRAL JERSEY URGENT CARE OF EATONTOW		13	1	7%	14
CVS NC2357POCT HUNTERSVILLE		12	2	14%	14
CVS TN5639POCT FARRAGUT		11	3	21%	14
POLK CHD BARTOW		13	1	7%	14
CARENOW URGENT CARE-WEST END		9	5	36%	14
MELBOURNE FAMILY PRACTICE		12	2	14%	14
PT&J REHAB - VILLAGE OF ROYAL PALM BEACH		12	2	14%	14
MADISON COUNTY HEALTH DEPARTMENT		7	7	50%	14
TGH URGENT CARE - WESTCHASE			14	100%	14
SOUTHEASTERN UNIVERSITY INC		14			14
DESOTO HEALTH AND REHAB LLC		9	5	36%	14
INTERNAL MEDICINE LIPID AND WELNNESS PRACTICE		4	10	71%	14
SARNO FAMILY PRACTICE		1	13	93%	14
NIGHT OWL PEDIATRICS URGENT CARE			14	100%	14
BAPTIST PRIMARY CARE PONTE VEDRA		8	6	43%	14
CVS MINUTE CLINIC, LLC		12	2	14%	14
RIVERSIDE COTTAGES AT THE SHORES, LLC			14	100%	14
MINUTECLINIC DIAGNOSTIC OF TN, PC 4992		14			14

COVID-19: testing by laboratory

Data through Apr 16, 2021 verified as of Apr 17, 2021 at 09:25 AM

Data in this report are provisional and subject to change.

The numbers in the table below represent the number of Florida and non-Florida residents for whom test results were received by the Department of Health. A person can be tested by more than one laboratory and can have both positive and negative results. **Therefore, the sum of the numbers in each column will be larger than the total number of people tested.**

Reporting lab	Inconclusive	Negative	Positive	Percent positive	Total
FAMILY PRACTICE ON THE GO		6	8	57%	14
BELLEVUE HOSPITAL CENTER DEPARTMENT		14			14
LUCID DIAGNOSTICS LABS			14	100%	14
Hackensack Umc Mountainside		13	1	7%	14
CVS NC187POCT CHARLOTTE		13	1	7%	14
HORIZON MEDICAL GROUP		12	2	14%	14
WELLMED AT PORT ST LUCIE WEST		10	4	29%	14
ARNOT OGDEN MEDICAL CENTER LABORATORY		14			14
STEWART MELBOURNE HOSPITAL, INC	1		13	93%	14
LAKE CO SCHOOLS EMPLOYEE HEALTH & WELLNESS CENTER	1	10	3	21%	14
CVS MINUTE CLINIC DIAGNOSTIC OF VIRGINIA		14			14
ALAN L MELOTEK MD		14			14
MEDI-DRUG INC		12	2	14%	14
ST JOSEPH WOMENS HOSPITAL			14	100%	14
SIGMUND LABS LLC		14			14
DYNAMIC DNA LAB		1	13	93%	14
SOMA MEDICAL CENTER, P.A.			14	100%	14
SARASOTA - ROBERT L TAYLOR COMMUNITY CENTER		1	13	93%	14
JOHNS HOPKINS MEDICAL LABORATORIES		1	13	93%	14
BOCA SIMON		2	12	86%	14
NORTHWESTERN MEMORIAL HOSPITAL			14	100%	14
ACCESS HOME HEALTH OF FLORIDA LLC		14			14
QUEENS UNIVERSITY OF CHARLOTTE		14			14
CVS MINUTE CLINIC DIAGNOSTIC OF TEXAS, LLC		11	3	21%	14
HEALTHFIRST ADVENT HEALTH CENTRA CARE COCOA BEACH			14	100%	14
CVS MINUTE CLINIC DIAGNOSTIC MED GRP OF CA		14			14
LIFE'S SPECIAL MOMENTS INC		14			14
ST CLOUD MEDICAL GROUP		12	2	14%	14
MINUTECLINIC DIAGNOSTIC OF TN, PC 6438		12	2	14%	14
LEHIGH VALLEY HOSPITAL		3	11	79%	14
SOUTHEASTERN LABORATORY			14	100%	14
EPIPHANY HEALTH		8	6	43%	14
FAMILY MEDICINE OF WESTON LLC		6	8	57%	14
MONTEFIORE MEDICAL CENTER LABORATORIES - WEILER		10	4	29%	14
The Evangelical Lutheran Good Samaritan Society		14			14
ALASKA PUBLIC HEALTH LAB		1	13	93%	14
INHEALTH LIFE SCIENCES		6	8	57%	14
METHODIST MEDICAL CENTER		10	3	23%	13
PHELPS HOSPITAL LABORATORY		11	2	15%	13
MINUTECLINIC DIAGNOSTIC OF NORTH CAROLINA, PC		12	1	8%	13
MC DIAGNOSTIC OF CONNECTICUT, PC # 257		12	1	8%	13
BARRANCO CLINIC,THE	3	9	1	8%	13
IGENEX INC		13			13
VALDOSTA FAMILY MEDICINE		1	12	92%	13
MINUTECLINIC DIAGNOSTIC OF RHODE ISLAND		10	3	23%	13
CROSS CARE CENTER			13	100%	13

COVID-19: testing by laboratory

Data through Apr 16, 2021 verified as of Apr 17, 2021 at 09:25 AM

Data in this report are provisional and subject to change.

The numbers in the table below represent the number of Florida and non-Florida residents for whom test results were received by the Department of Health. A person can be tested by more than one laboratory and can have both positive and negative results. **Therefore, the sum of the numbers in each column will be larger than the total number of people tested.**

Reporting lab	Inconclusive	Negative	Positive	Percent positive	Total
ROCKLEDGE		3	10	77%	13
AVENTURA HOSPITAL AND MEDICAL CENTER			13	100%	13
ST CLOUD COMPOUNDING PHARMACY & WELLNESS CENTER		12	1	8%	13
VIGILINT HEALTHCARE		11	2	15%	13
ST MARYS MEDICAL CENTER			13	100%	13
BENNETT PEDIATRICS		13			13
SUMMIT ATLANTIC SURGERY CENTER		13			13
WESTERN NEW YORK IMMEDIATE MEDICAL CAR		12	1	8%	13
SHELBY COUNTY HEALTH CARE CORPORATION		10	3	23%	13
LAKELAND REGIONAL HEALTH GRASSLANDS		12	1	8%	13
MINUTECLINIC DIAGNOSTIC OF TN PC #643		10	3	23%	13
NATIONAL GENETICS INST LABCORP		4	9	69%	13
STATEN ISLAND UNIVERSITY HOSPITAL SEGUINE AVE		12	1	8%	13
CORAL LANDING ASSISTED LIVING		11	2	15%	13
SOUTHEAST FAMILY HEALTHCARE CENTER			13	100%	13
MC DIAGNOSTIC OF CONNECTICUT PC #459		13			13
NEMOURS CHILDREN'S URGENT			13	100%	13
BROOKDALE DELAND			13	100%	13
MED TECH SERVICES OF PALM BEACH INC		13			13
ESCAMBIA COMMUNITY CLINIC		2	11	85%	13
RED MOUNTAIN DIAGNOSTICS		13			13
THRIF-T DRUGS INC		11	2	15%	13
WALGREENS #04569		12	1	8%	13
IN-OFFICE LAB		12	1	8%	13
COVANCE CENTRAL LABORATORY			13	100%	13
BAPTIST HEALTH			13	100%	13
NEW YORK PRESBYTERIAN - LOWER MANHATTAN		13			13
FLORIDA STATE HOSPITAL			13	100%	13
URGENT MEDICAL CENTER INC		5	8	62%	13
CVS MINUTE CLINIC DIAGNOSTIC OF TN #3293		12	1	8%	13
AFC URGENT CARE - CEDAR GROVE		11	2	15%	13
Solaris Healthcare Pensacola			13	100%	13
NONA PEDIATRIC CENTER		7	6	46%	13
MEDLABS DIAGNOSTICS		11	2	15%	13
EFFINGER HEALTH, PA		13			13
Grace Rehabilitation of Vero Beach		13			13
Signature Healthcare of Savannah		13			13
EAR NOSE AND THROAT ASSOCIATES OF MANATEE, P.A.		10	3	23%	13
MEYER PEDIATRICS CHTD		11	2	15%	13
MEDEXPRESS URGENT CARE - BENTON HARBOR		13			13
DEVEREUX FLORIDA CHILDRENS CENTER			13	100%	13
MONTEFIORE NYACK HOSPITAL AFFILIATED LABORATORY		12	1	8%	13
GLENBROOKE AT PALM BAY			13	100%	13
MINUTE CLINIC OF KANSAS PA		8	5	38%	13
COMPASS URGENT CARE		8	5	38%	13
MOODY MANOR		13			13

COVID-19: testing by laboratory

Data through Apr 16, 2021 verified as of Apr 17, 2021 at 09:25 AM

Data in this report are provisional and subject to change.

The numbers in the table below represent the number of Florida and non-Florida residents for whom test results were received by the Department of Health. A person can be tested by more than one laboratory and can have both positive and negative results. **Therefore, the sum of the numbers in each column will be larger than the total number of people tested.**

Reporting lab	Inconclusive	Negative	Positive	Percent positive	Total
MINUTECLINIC, LLC #1492		13			13
ATMORE NURSING CENTER		12	1	8%	13
MHHS All Lab Subsection		13			13
GOOD SAMARITAN MEDICAL CENTER			13	100%	13
ORCHID COVE		3	10	77%	13
CLINICAL LABORATORY SERVICES			13	100%	13
WORLD WRESTLING ENTERTAINMENT			13	100%	13
MINUTE CLINIC LLC #2775		12	1	8%	13
MAINSTREET FAMILY SELECT		1	12	92%	13
AVALON MEDICAL WALK IN CLINIC			13	100%	13
ORMOND MEDICAL ARTS		3	10	77%	13
SANDGATE GARDENS REHAB & NURSING CENTER		3	10	77%	13
HARBOR CHASE OF JACKSONVILLE			13	100%	13
CULINARY INSTITUTE OF AMERICA STUDENT	3	10			13
GULF COAST MEDICAL GROUP		5	8	62%	13
PARKWEST MEDICAL CENTER		11	2	15%	13
CONSULATE HEALTH CARE OF PENSACOLA			13	100%	13
SKIN WELLNESS PHYSICIANS LLC		13			13
THE PLAZA AT PARKSQUARE		13			13
Sunnyside Care Center		13			13
VILLA OF KINGS AND QUEENS OF DELRAY		13			13
CVS HEALTH, #2043		12			12
PANCARE HEALTH - WEWA ELEMENTARY			12	100%	12
NAPLES GREEN VILLAGE		12			12
MEDEXPRESS URGENT CARE - CHRISTIANBURG		8	4	33%	12
PALATKA VA CBOC		11	1	8%	12
CVS MINUTE CLINIC DIAGNOSTIC PA #3060		10	2	17%	12
MINUTECLINIC DIAGNOSTIC OF TN PC #240		10	2	17%	12
CVS CA9715POCT THOUSAND OAKS		12			12
ORLANDO FAMILY MEDICAL INC		12			12
MINUTECLINIC DIAGNOSTIC OF ILLINOIS LL		10	2	17%	12
MINUTECLINIC DIAGNOSTIC OF OKLAHOMA		10	2	17%	12
MINUTE-CLINIC DIAGNOSTIC OF VIRGINIA, LLC		12			12
MERCY MEDICAL CENTER		5	7	58%	12
MINUTECLINIC DIAG OF IND, LLC #6697		12			12
Rosewood Healthcare and Rehabilitation Center		5	7	58%	12
DAVID LAWRENCE CENTER INC		10	2	17%	12
ACCENTCARE		12			12
TIFT REGIONAL HEALTH SYSTEM, INC		12			12
MINUTECLINIC, LLC, DBA MINUTECLINIC #6106		10	2	17%	12
MINUTECLINIC, LLC, DBA MINUTECLINIC #2		10	2	17%	12
WOODLAND TOWERS		6	6	50%	12
MIRACLE ALF INC		12			12
FAMILY MEDICINE AT HUNTERS CREEK		12			12
GEORGE W FERGUSON MD-CONCIERGE MEDICAL SERVICES PL		11	1	8%	12
MINUTE CLINIC LLC #5706		10	2	17%	12

COVID-19: testing by laboratory

Data through Apr 16, 2021 verified as of Apr 17, 2021 at 09:25 AM

Data in this report are provisional and subject to change.

The numbers in the table below represent the number of Florida and non-Florida residents for whom test results were received by the Department of Health. A person can be tested by more than one laboratory and can have both positive and negative results. **Therefore, the sum of the numbers in each column will be larger than the total number of people tested.**

Reporting lab	Inconclusive	Negative	Positive	Percent positive	Total
MEDEXPRESS URGENT CARE - MONROE		12			12
GENESIS		8	4	33%	12
WANTAGH URGENT CARE		9	3	25%	12
TMH PHYSICIAN PARTNERS - MONTICELLO		10	2	17%	12
COLLIER COUNTY HEALTH DEPT.		7	5	42%	12
FHCP-PORT ORANGE		3	9	75%	12
BROOKDALE CITRUS			12	100%	12
LAB UNKNOWN		1	11	92%	12
SENIOR HOME CARE INC		12			12
MEDEXPRESS URGENT CARE CHARLESTON		8	4	33%	12
CAPE CORAL URGENT CARE		9	3	25%	12
MEDEXPRESS URGENT CARE - PANTOPS		11	1	8%	12
LEON CHD		12			12
SAMARITAN HOSPITAL LABORATORY		11	1	8%	12
BRITO MEDICAL CENTER		10	2	17%	12
NORTHSIDE HOSPITAL FORSYTH		10	2	17%	12
MINUTE-CLINIC DIAGNOSTIC OF VIRGINIA, LLC #2003		9	3	25%	12
SUNCOAST COMMUNITY HEALTH CENTERS INC		2	10	83%	12
MI2297090CV HOLLAND-23D2189684		12			12
CARE FAST MURABELLA		7	5	42%	12
VIBRANT AMERICA		10	2	17%	12
CVS TN5601POCT LENOIR CITY		10	2	17%	12
MINUTE CLINIC DIAGNOSTIC OF SC, LLC #42		11	1	8%	12
DYNAMIC HEALTH CENTERS INC		8	4	33%	12
FLORIDA DEPT OF HEALTH		4	8	67%	12
IREPERTOIRE_MOL_LAB		12			12
JOHN W NORRIS III MD PA	1		11	92%	12
ADVENTHEALTH MEDICAL GROUP CARE CLINIC AT		8	4	33%	12
BROWARD DIALYSIS			12	100%	12
GLEN OAKS HEALTH AND REHABILITATION CENTER			12	100%	12
MINUTECLINIC DIAGNOSTIC OF NEW MEXICO		12			12
Lady Lake Specialty Care			12	100%	12
CARLOS PORTU MD, PLLC			12	100%	12
CAN COMMUNITY HEALTH, INC		11	1	8%	12
SONORA QUEST LABORATORIES			12	100%	12
MEDEXPRESS URGENT CARE-ALTOONA		10	2	17%	12
URGENT TEAM MANAGEMENT OF TENNESSEE		10	2	17%	12
ST PETER'S UNIVERSITY HOSPITAL		9	3	25%	12
HAVEN HOSPICE			12	100%	12
MINUTECLINIC, LLC, MINUTECLINIC #7637		10	2	17%	12
Maury Regional Hospital		6	6	50%	12
BAYONET POINT HOSPITAL			12	100%	12
MINUTECLINIC DIAGNOSTIC OF GEORGIA, LL		10	2	17%	12
CARROLL GARDENS URGENT CARE		12			12
LONGWOOD PEDIATRICS LLC			12	100%	12
VILLA HEALTH NH LLC		10	2	17%	12

COVID-19: testing by laboratory

Data through Apr 16, 2021 verified as of Apr 17, 2021 at 09:25 AM

Data in this report are provisional and subject to change.

The numbers in the table below represent the number of Florida and non-Florida residents for whom test results were received by the Department of Health. A person can be tested by more than one laboratory and can have both positive and negative results. **Therefore, the sum of the numbers in each column will be larger than the total number of people tested.**

Reporting lab	Inconclusive	Negative	Positive	Percent positive	Total
CVS HEALTH MINUTE CLINIC		1	11	92%	12
THE POTTER'S HOUSE AT CANNON POINT		12			12
OHIO STATE UNIVERSITY MEDICAL CENTER			12	100%	12
MEDEXPRESS URGENT CARE-LATROBE		11	1	8%	12
SUWANNEE COUNTY JAIL		11	1	8%	12
FAMILY MEDICINE AT LONGWOOD			12	100%	12
CITY OF WEST PALM BEACH EMPLOYEE & FAMILY HEALTH		12			12
TAPESTRY TALLAHASSEE WALDEN		12			12
ADVENTIST HEALTH SYSTEM FLORIDA DEPT OF HEALTH		7	5	42%	12
SAMARITAN MEDICAL CENTER		12			12
DEPARTMENT OF PUBLIC HEALTH		12			12
MERIDIAN AT WATERWAYS, THE		10	2	17%	12
JOINT AMBULATORY CARE CENTER		12			12
MINUTECLINIC DIAGNOSTIC OF PA, LLC (1036)		10	2	17%	12
ACADIAN DIAGNOSTIC LABORATORIES		8	4	33%	12
VERITAS RESEARCH CORP			12	100%	12
RUSSELL MEDICAL CENTER		11	1	8%	12
FLORIDA DEPARTMENT OF HEALTH WASHINGTON COUNTY		7	5	42%	12
RICHMOND UNIVERSITY MEDICAL CENTER		10	2	17%	12
APPLE DIAGNOSTICS LAB		5	7	58%	12
LIFE CARE OF PORT SAINT LUCIE		3	9	75%	12
PHYSICIANS REGIONAL MEDICAL CTR - COLLIER BLVD			11	100%	11
MINUTECLINIC DIAGNOSTIC OF NEW JERSEY, LLC # 7069		11			11
CARENOW URGENT CARE-HERMITAGE		7	4	36%	11
SAVANNAH STATE UNIVERSITY, COUNSELING		11			11
PRIME MEDICAL CARE, LLC		11			11
UNIVERSITY OF MIAMI MILLER SCHOOL OF MEDICINE			11	100%	11
NORTHSIDE HOSPITAL DULUTH		9	2	18%	11
APPALACHIAN REGIONAL HEALTHCARE SYSTEM		10	1	9%	11
MINUTECLINIC DIAGNOSTIC OF NEW JERSEY,		10	1	9%	11
OPTUM PRIMARY CARE		1	10	91%	11
BRIDGE DIAGNOSTICS			11	100%	11
LANE PEDIATRICS PA		1	10	91%	11
MINUTECLINIC DIAGNOSTIC OF VIRGINIA		11			11
MC DIAGNOSTIC OF CONNECTICUT , PC # 3		9	2	18%	11
ADVENTHEALTH MEDICAL GROUP PEDIATRIC & ADOLESCENT		10	1	9%	11
ASSOCIATES IN MEDICINE		7	4	36%	11
MINUTECLINIC, LLC #1470		10	1	9%	11
CVS GA2108POCT NORCROSS		8	3	27%	11
GUIDANCE / CARE CENTER, INC		11			11
ST LUKES ROOSEVELT LABORATORY		9	2	18%	11
METHODIST HOSPITAL			11	100%	11
ALCOVE ASSISTED LIVING FACILITY		11			11
VITAS HEALTH INC		5	6	55%	11
ASSOCIATES MD CYPRESS CREEK			11	100%	11
SEMORAN FAMILY HEALTH LLC		10	1	9%	11

COVID-19: testing by laboratory

Data through Apr 16, 2021 verified as of Apr 17, 2021 at 09:25 AM

Data in this report are provisional and subject to change.

The numbers in the table below represent the number of Florida and non-Florida residents for whom test results were received by the Department of Health. A person can be tested by more than one laboratory and can have both positive and negative results. **Therefore, the sum of the numbers in each column will be larger than the total number of people tested.**

Reporting lab	Inconclusive	Negative	Positive	Percent positive	Total
WALK IN MEDICAL URGENT CARE PC		11			11
COLLIER HMA PHYSICIAN MANAGEMENT, LLC		2	9	82%	11
MEDEXPRESS URGENT CARE - MAPLE DRIVE		10	1	9%	11
MEDEXPRESS URGENT CARE MONACA		11			11
AZALEA HEALTH		2	9	82%	11
ST VINCENT'S ST CLAIR		8	3	27%	11
SARASOTA MEDICAL CENTER		2	9	82%	11
CURATIVE		1	10	91%	11
CVS MINUTE CLINIC DIAG OF IND, LLC #6549		11			11
LAKE NONA MEDICAL SERVICES		3	8	73%	11
CREATIVE TESTING SOLUTIONS		4	7	64%	11
CLAYMED OF NORTH FLORIDA			11	100%	11
CVS MINUTE CLINIC DIAGNOSTIC OF TEXAS,LLC		9	2	18%	11
PINELLAS COUNTY HEALTH DEPARTMENT		2	9	82%	11
Crestwood Nursing Center		7	4	36%	11
STUYVESANT URGENT CARE		11			11
UNIVERSITY CENTRA CARE		10	1	9%	11
PASSPORT HEALTH			11	100%	11
BIOTECH CLINICAL LABORATORIES, INC.		1	10	91%	11
KIDSVILLE PEDIATRICS			11	100%	11
DMH STEINHATCHEE FAMILY MEDICINE		8	3	27%	11
JBSA-SAM HOUSTON			11	100%	11
NORTH OKALOOSA PHYSICIAN GROUP		10	1	9%	11
CVS MINUTE CLINIC, LLC #22		10	1	9%	11
MINUTECLINIC DIAGNOSTICS OF IND, LLC		11			11
DOCTORS EXPRESS OF ST PETERSBURG		1	10	91%	11
CVS CA9165POCT SAN DIEGO		11			11
ALBION COLLEGE (ABBOTT)		11			11
PALM BEACH PATHOLOGY		9	2	18%	11
TROPICANA		5	6	55%	11
CROSSROADS URGENT CARE, PLLC		11			11
MOUNT DORA PEDIATRICS		9	2	18%	11
MICHIGAN DEPARTMENT OF COMMUNITY HEALTH		1	10	91%	11
WALGREEN #6538		11			11
TELEVISIT PALM BAY FAMILY PRACTICE		9	2	18%	11
MISSOURI DEPARTMENT OF HEALTH AND SENIOR SERVICES			11	100%	11
GENOPTIX MEDICAL LABORATORY		10	1	9%	11
UF HEALTH		1	10	91%	11
HEALTH NETWORK LABORATORIES		7	4	36%	11
THE TERRACE OF SAINT CLOUD		9	2	18%	11
ALACHUA			11	100%	11
St Joseph's Hospital & Medical Center		10	1	9%	11
ORLANDO HEALTH PHYSICIAN ASSOCIATES		4	7	64%	11
MINUTECLINIC DIAGNOSTIC OF TN, PC 6304		9	2	18%	11
WELLMED AT SOUTH PARSONS		9	2	18%	11
MINUTE CLINIC DIAGNOSTIC OF NORTH CAROLINA		11			11

COVID-19: testing by laboratory

Data through Apr 16, 2021 verified as of Apr 17, 2021 at 09:25 AM

Data in this report are provisional and subject to change.

The numbers in the table below represent the number of Florida and non-Florida residents for whom test results were received by the Department of Health. A person can be tested by more than one laboratory and can have both positive and negative results. **Therefore, the sum of the numbers in each column will be larger than the total number of people tested.**

Reporting lab	Inconclusive	Negative	Positive	Percent positive	Total
ST. PETERSBURG PEDIATRICS			11	100%	11
MEDICAL CENTER AFFILIATES WEST PALM			11	100%	11
HNL LAB MEDICINE		8	3	27%	11
MINUTE CLINIC LLC #6765		11			11
REDMED CLINIC OF ARLINGTON		10	1	9%	11
MINUTECLINIC, LLC #244		10	1	9%	11
ELITE HOME HEALTH SERVICES		11			11
CLEVELAND TENNESSEE HOSPITAL COMPANY		10	1	9%	11
ILLINOIS DEPT OF PUBLIC HEALTH LAB - SPRINGFIELD			11	100%	11
MINUTECLINIC LLC (1435)		10	1	9%	11
MONROE COUNTY HOSPITAL		8	3	27%	11
CARINGTON MANOR		11			11
WINTER PARK CARE AND REHABILITATION			11	100%	11
NIGHT LITE PEDIATRICS CENTER, LLC		1	10	91%	11
MINUTECLINIC DIAGNOSTIC OF MAINE, LLC		9	2	18%	11
UNIVERSITY HOSPITALS OF CLEVELAND		6	5	45%	11
MEDEXPRESS URGENT CARE - WINCHESTER GATEWAY		9	2	18%	11
VIRTUA WEST JERSEY HOSPITAL VOORHEES		9	2	18%	11
SUMTER COUNTY HEALTH DEPARTMENT		6	5	45%	11
CVS MINUTE CLINIC DIAGNOSTIC		10	1	9%	11
St. Annes Nursing Center, St. Annes Residence, Inc.		11			11
HIRAM COLLEGE HEALTH CENTER (ABBOTT)		11			11
AIM LABORATORIES			11	100%	11
45TH 1		11			11
MEDEXPRESS URGENT CARE - SALEM		7	4	36%	11
PRIMECARE ACQUISITION FAMILY PRACTICE INC		11			11
BOCA RATON REGIONAL HOSPITAL LAB			11	100%	11
UMHC/SYLVESTER AT KENDALL		1	10	91%	11
WATSON HEALTHCARE		8	3	27%	11
NORTHEAST PEDIATRICS			11	100%	11
MINUTECLINIC, DIAGNOSTIC OF TEXAS, LL		9	1	10%	10
CHILDREN'S HEALTHCARE OF ATLANTA/EGLESTON		10			10
WALGREENS #04176		7	3	30%	10
MINUTE CLINIC, LLC #4650		9	1	10%	10
PRORENATA LABS		2	8	80%	10
GILCHRIST COUNTY FIRE DEPARTMENT		4	6	60%	10
VENICE GREEN VILLAGE		3	7	70%	10
TENNESSEE DEPARTMENT OF HEALTH (TDH) - CENTRAL LABORATORY		2	8	80%	10
ORLANDO MEDICAL CENTER PL		1	9	90%	10
COMMUNITY HEALTH CENTER		2	8	80%	10
URGENT CARE CENTER AT PINNACLE		4	6	60%	10
MINUTECLINIC, LLC #4682		5	5	50%	10
CORONA PATHOLOGY		10			10
ACCESS PHARMACY		10			10
LAKE BALDWIN CBOC		9	1	10%	10
CHRISTUS ST VINCENT LABORATORY - ZIA		10			10

COVID-19: testing by laboratory

Data through Apr 16, 2021 verified as of Apr 17, 2021 at 09:25 AM

Data in this report are provisional and subject to change.

The numbers in the table below represent the number of Florida and non-Florida residents for whom test results were received by the Department of Health. A person can be tested by more than one laboratory and can have both positive and negative results. **Therefore, the sum of the numbers in each column will be larger than the total number of people tested.**

Reporting lab	Inconclusive	Negative	Positive	Percent positive	Total
CVS CA9113POCT CHULA VISTA		10			10
MOSOLF PEDIATRICS			10	100%	10
SOMA MEDICAL CENTER PA #4			10	100%	10
ALABAMA DEPARTMENT OF PUBLIC HEALTH		1	9	90%	10
CVS TN2179POCT MURFREESBORO		9	1	10%	10
KR AT COLLEGE HARBOR		10			10
FLORIDA CLINICAL LAB		1	9	90%	10
BROOKDALE PANAMA CITY		9	1	10%	10
MEDEXPRESS URGENT CARE PARKERSBURG		8	2	20%	10
CVS PA1671POCT LANCASTER		10			10
ONEIDA HEALTHCARE CENTER		8	2	20%	10
MEDICAL LABORATORY DIAGNOSTICS			10	100%	10
LAWRENCE TECHNOLOGICAL UNIVERSITY		10			10
MEDEX REGIONAL LABORATORIES LLC		1	9	90%	10
MAINSTREET FAMILY CARE			10	100%	10
BENSONHURST URGENT CARE		9	1	10%	10
MC DIAGNOSTIC OF CONNECTICUT, PC #1043		10			10
ARBORS OF GULF BREEZE, THE		8	2	20%	10
VA Primary Care Clinic at Meharry		9	1	10%	10
ILLINOIS DEPARTMENT OF PUBLIC HEALTH		2	8	80%	10
PANCARE HEALTH - VERNON ELEMENTARY			10	100%	10
MINUTECLINIC DIAGNOSTIC OF OHIO #3407		9	1	10%	10
SUPERIOR RESIDENCES OF CLERMONT		2	8	80%	10
MC DIAGNOSTIC OF CONNECTICUT, PC #1966		10			10
CVS PA6902POCT BRYN MAWR		8	2	20%	10
MINUTECLINIC DIAGNOSTIC OF TN PC #5671		6	4	40%	10
ISLAND COAST PEDIATRICS IN-HOUSE LAB		10			10
LAKE NONA MEDICAL SERVICE LLC		10			10
BETH ISRAEL MEDICAL CENTER LABS		9	1	10%	10
BROWARD HEALTH CARE			10	100%	10
MEDEXPRESS URGENT CARE - BEECH GROVE		9	1	10%	10
ARCHBOLD MEMORIAL HOSPITAL/LAB		3	7	70%	10
NEW JERSEY DEPARTMENT OF HEALTH COMMUNICABLE DISEASE SERVICE		3	7	70%	10
RPC@HODGES		2	8	80%	10
MINUTE CLINIC LLC # 2033		9	1	10%	10
IMMUNOGENOMICS LLC		6	4	40%	10
UNIVERSITY MEDICAL CENTER		8	2	20%	10
QHG OF ENTERPRISE INC (DBA MEDICAL CTR		10			10
MINUTE CLINIC DIAGNOSTIC MED GRP		9	1	10%	10
WELLSTAR COBB HOSPITAL		8	2	20%	10
VASCONCELLO COHEN MD PA		9	1	10%	10
FAMILY HEALTH CENTER AT PORT ST JOHN		4	6	60%	10
NOT INDICATED		1	9	90%	10
BLOOMIN BRANDS WELLNESS CENTER		9	1	10%	10
NORTHSIDE HOSPITAL ATLANTA		4	6	60%	10
MEDEXPRESS URGENT CARE-KATY		7	3	30%	10

COVID-19: testing by laboratory

Data through Apr 16, 2021 verified as of Apr 17, 2021 at 09:25 AM

Data in this report are provisional and subject to change.

The numbers in the table below represent the number of Florida and non-Florida residents for whom test results were received by the Department of Health. A person can be tested by more than one laboratory and can have both positive and negative results. **Therefore, the sum of the numbers in each column will be larger than the total number of people tested.**

Reporting lab	Inconclusive	Negative	Positive	Percent positive	Total
NATURE COAST REGIONAL MEDICAL CENTER		1	9	90%	10
BETTER AT HOME		10			10
HCR MANORCARE		10			10
Manor Care of Dunedin		7	3	30%	10
NASCAR EVENT MANAGEMENT, LLC		10			10
AMERICAN HOUSE FORT MYERS		10			10
ST JOSEPH'S HOSPITAL NORTH LABORATORY			10	100%	10
KEY WEST URGENT CARE, INC		3	7	70%	10
DES PLAINES CLINICAL LAB		3	7	70%	10
NORTON HEALTHCARE			10	100%	10
FLEMING ISLAND CENTER FOR CLINICAL RESEARCH		10			10
EMERGENCY MEDICAL CENTER		4	6	60%	10
NEW HAMPSHIRE DEPARTMENT OF HEALTH AND HUMAN SERVICES		3	7	70%	10
BELLE GLADES HEALTH CLINIC			10	100%	10
CITY OF TALLAHASSEE		10			10
BEAUMONT LABORATORY			10	100%	10
Avalon Healthcare and Rehabilitation Center			10	100%	10
WALK-IN MEDICAL CARE			10	100%	10
PHASE2 LABS	2	6	2	20%	10
WINKLER COURT		9	1	10%	10
MINUTECLINIC DIAGNOSTIC OF ILLINOIS		8	2	20%	10
KEY TRAINING CENTER			10	100%	10
WALGREENS #10972	1	9			10
VITALANT		1	9	90%	10
MEDEXPRESS URGENT CARE - WASHINGTON		8	2	20%	10
MINUTECLINIC DIAGNOSTIC OF MINNESOTA		10			10
ANY LAB TEST NOW INC			10	100%	10
CHEMISYS LABORATORIES		2	8	80%	10
PALM BEACH CDH - DELRAY BEACH			10	100%	10
CVS SC7334POCT LEXINGTON		9	1	10%	10
CVS TX8351POCT BEAUMONT		9	1	10%	10
CVS SC4286POCT EASLEY		4	6	60%	10
MOLECULAR PATHOLOGY LABORATORY			10	100%	10
ATHENS VETERINARY DIAGNOSTIC LABORATOR		10			10
OKLAHOMA STATE DEPARTMENT OF HEALTH-PUBLIC HEALTH LABORATORY			10	100%	10
PIEDMONT ATHENS REGIONAL MEDICAL		8	2	20%	10
CVS NC7051POCT WAKE FOREST		10			10
CVS SC7556POCT WEST COLUMBIA		9	1	10%	10
THE MARY IMOGENE BASSETT HOSPITAL		10			10
SAVANNAH MANOR ASSISTED LIVING COMMUNITY			10	100%	10
MINUTECLINIC DIAGNOSTIC OF VIRGINIA, LLC #255		10			10
PBC PREMIER FAMILY HEALTH			10	100%	10
CBC LAB		3	7	70%	10
Westchester General Hospital			10	100%	10
CARENOW URGENT CARE - EAST NASHVILLE		8	2	20%	10
PLYMOUTH HARBOR INCORPORATED		9	1	10%	10

COVID-19: testing by laboratory

Data through Apr 16, 2021 verified as of Apr 17, 2021 at 09:25 AM

Data in this report are provisional and subject to change.

The numbers in the table below represent the number of Florida and non-Florida residents for whom test results were received by the Department of Health. A person can be tested by more than one laboratory and can have both positive and negative results. **Therefore, the sum of the numbers in each column will be larger than the total number of people tested.**

Reporting lab	Inconclusive	Negative	Positive	Percent positive	Total
MINUTECLINIC DIAGNOSTIC OF NORTH CAROLINA PC #5341		7	3	30%	10
HIGH TOWER ALF LLC		9	1	10%	10
CVS M08590POCT KANSAS CITY		6	4	40%	10
MEDEXPRESS URGENT CARE - FAYETTEVILLE		8	2	20%	10
CENTRAL JERSEY URGENT CARE		9	1	10%	10
DOMINICAN COLLEGE STUDENT HEALTH CENTE		8	2	20%	10
GLADES COUNTY DETENTION CENTER		1	9	90%	10
WHEELER LABORATORY		9	1	10%	10
LUXOR SCIENTIFIC LLC		1	9	90%	10
VETERNANS ADMINISTRATION			10	100%	10
JOHNS HOPKINS ALL CHILDRENS			10	100%	10
BERRYHILL MANOR		10			10
BAYFRONT HEALTH ST PETERSBURG		8	1	11%	9
STPET		7	2	22%	9
ST JOSEPHS HOSP OF ATLANTA/CLINIC LAB		8	1	11%	9
BEAUMONT EMERGENCY CENTER			9	100%	9
DOH-TAMPA BRANCH LABORATORY (MLK BLVD)		4	5	56%	9
NORTHSHORE UNIVERSITY HEALTHSYSTEM EVANSTON HOSPITAL LAB			9	100%	9
MEDEXPRESS URGENT CARE - BATTLE CREEK		6	3	33%	9
MINUTE CLINIC LLC #0169		7	2	22%	9
NITIN BAWA PROFESSIONAL ASSOCIATES			9	100%	9
DIXITKUMAR N MODI MD PA			9	100%	9
CITYMD		1	8	89%	9
VILLAGE PLACE HEALTH AND REHAB		9			9
FLORIDA HOSPITAL WINTER PARK		7	2	22%	9
TRANSPLANT GENOMICS INC (EUROFINS)		9			9
FAMILY PRACTICE OF DAVIE INC			9	100%	9
MOBILE RESPONSE DIAGNOSTICS LLC		8	1	11%	9
PRECISION GENETICS			9	100%	9
IU HEALTH PATHOLOGY		1	8	89%	9
CVS CT1123POCT SOUTHBURY		9			9
PATEL MEDICAL VENTURES		8	1	11%	9
CVS TX7162POCT HOUSTON		9			9
MEDEXPRESS URGENT CARE - FORT WORTH S		8	1	11%	9
CARENOW URGENT CARE-GREEN HILLS		9			9
PEDIATRIC HEALTH CARE ALLIANCE			9	100%	9
OMNI			9	100%	9
COLLIER BLVD HMA PHYSICIAN MANAGEMENT,, LLC			9	100%	9
MINUTECLINIC DIAG OF IND, LLC #2387		8	1	11%	9
MEDICANA NURSING AND REHAB CENTER			9	100%	9
MINUTECLINIC #8760		9			9
MINUTE CLINIC LLC #10203		7	2	22%	9
MINUTECLINIC DIAGNOSTIC OF TN PC #242		6	3	33%	9
MINUTECLINIC DIAGNOSTIC OF TN PC #386		8	1	11%	9
CVS PHARMACY NO 274		9			9
Consulate Health Care of Brandon		7	2	22%	9

COVID-19: testing by laboratory

Data through Apr 16, 2021 verified as of Apr 17, 2021 at 09:25 AM

Data in this report are provisional and subject to change.

The numbers in the table below represent the number of Florida and non-Florida residents for whom test results were received by the Department of Health. A person can be tested by more than one laboratory and can have both positive and negative results. **Therefore, the sum of the numbers in each column will be larger than the total number of people tested.**

Reporting lab	Inconclusive	Negative	Positive	Percent positive	Total
NEMOURS CHILDREN'S PRIMARY CARE VERO BEACH			9	100%	9
BRENNITY AT VERO BEACH, THE			9	100%	9
ROSEMONT GARDENS INC		9			9
CVS GA3766POCT DACULA		7	2	22%	9
ENCOMPASS HOME HEALTH OF THE SOUTHEAST LLC		9			9
MEDEXPRESS URGENT CARE - SWANSEA, N ILLINOIS ST		8	1	11%	9
ORLANDO HEALTH PHYSICIAN GROUP INC		6	3	33%	9
ST VINCENT'S CHILTON		7	2	22%	9
MINUTECLINIC #2860		6	3	33%	9
NHC HealthCare Anniston		9			9
HARMONIOUS HOME HEALTH, LLC		9			9
CVS MINUTE CLINIC DIAGNOSTIC OF KANSAS, PA		9			9
MINUTECLINIC DIAGNOSTIC MED GRP OF CA		8	1	11%	9
OUR HOME AT BEACON HILL			9	100%	9
PENSACOLA CLUSTER			9	100%	9
MIDMICHIGAN MEDICAL CENTER			9	100%	9
MINUTE CLINIC INCORPORATE		9			9
NIGHT LITE PEDIATRICS CENTER		1	8	89%	9
WILLIAMSBURGH CHAI CARE		8	1	11%	9
WADSWORTH CENTER - DAVID AXELROD INSTITUTE		8	1	11%	9
MIAMI COMPREHENSIVE MEDICINE GROUP PA		4	5	56%	9
WATERFORD AT CREEKSIDE, THE			9	100%	9
CVS DC1340POCT WASHINGTON		9			9
CVS CT1109POCT BETHEL		9			9
KINDRED_AIMS		9			9
WINDSOR OF SAN PABLO, THE		6	3	33%	9
ST. CLOUD PHARMACY AND WELLNESS CENTER		5	4	44%	9
CVS RI1717POCT 1 CVS DR			9	100%	9
INSPIRED LIVING AT PALM BAY		7	2	22%	9
CARENOW URGENT CARE-MT JULIET		8	1	11%	9
CVS NJ617POCT CEDAR GROVE		8	1	11%	9
LOREY ALF		9			9
FLORIDA CENTER FOR DERMATOLOGY LABORATORY			9	100%	9
CIMA MEDICAL CENTER		8	1	11%	9
CORE OCCUPATIONAL RESOURCES, LLC		5	4	44%	9
PALM BAY URGENT CARE PL		1	8	89%	9
ALLIANCE HEALTH AND REHABILITATION CENTER		9			9
WINTER PARK INTERNAL MEDICINE MD PA		7	2	22%	9
GCPM MANUAL MICROBIOLOGY		1	8	89%	9
REMISE OCCUPATIONAL HEALTH SOLUTIONS INC			9	100%	9
MEDEXPRESS ELKINS		9			9
CVS TX10016POCT PRINCETON		9			9
ETHOS LABORATORIES		7	2	22%	9
FLORIDA MENTOR		7	2	22%	9
WESTCHESTER GENERAL HOSPITAL BLOOD GAS LAB			9	100%	9
CVS PA233POCT NEWTOWN SQUARE		9			9

COVID-19: testing by laboratory

Data through Apr 16, 2021 verified as of Apr 17, 2021 at 09:25 AM

Data in this report are provisional and subject to change.

The numbers in the table below represent the number of Florida and non-Florida residents for whom test results were received by the Department of Health. A person can be tested by more than one laboratory and can have both positive and negative results. **Therefore, the sum of the numbers in each column will be larger than the total number of people tested.**

Reporting lab	Inconclusive	Negative	Positive	Percent positive	Total
SOUTH FLORIDA ENT ASSOCIATES, INC			9	100%	9
SOMA MEDICAL CENTER MD PA #7 PEDIATRICS			9	100%	9
PALMS WEST HOSPITAL			9	100%	9
CVS MINUTE CLINIC DIAGNOSTIC MED GRP OF SAN		7	2	22%	9
RANDOLPH DIABETES AND WELLNESS		8	1	11%	9
ALL 4 KIDZ PEDIATRICS		7	2	22%	9
MINUTE CLINIC LLC #4017		9			9
RELIANCE MEDICAL CENTER		5	4	44%	9
MINUTE CLINIC LLC #1448		8	1	11%	9
THOMAS JEFFERSON UNIVERSITY HOSPITAL		4	5	56%	9
RIVERVIEW REGIONAL MEDICAL CENTER		7	2	22%	9
MINUTECLINIC, LLC, DBA MINUTECLINIC #4		9			9
NORTHWEST FLORIDA COMMUNITY HOSPITAL LABORATORY		8	1	11%	9
BUENA VIDA ESTATES			9	100%	9
CIAN DIAGNOSTICS			9	100%	9
Atlanta VAMC		6	3	33%	9
CARESOUTH HHA HOLDINGS OF THE BAY AREA LLC		9			9
MANATEE COUNTY CENTRAL JAIL		9			9
UCARE			9	100%	9
SUNCREST OMNI		9			9
NORTHSIDE HOSPITAL		2	7	78%	9
ACCESS CARE MEDICAL GROUP LLC		2	7	78%	9
MAGNOLIA MANOR			9	100%	9
UHEALTH UNIVERSITY OF MIAMI			9	100%	9
WINDSOR OF GAINESVILLE		9			9
BLOOMINGDALE PEDIATRIC ASSOCIATES PA			9	100%	9
EXPRESS TEST			9	100%	9
HEALTH AND WELLNESS CENTER		1	8	89%	9
ROSECASTLE			9	100%	9
DIAMOND SPEEDWAY DIALYSIS		1	8	89%	9
CHILDREN'S HEALTH CENTER INC.		7	2	22%	9
PUTNAM FAMILY CARE INC		3	6	67%	9
MONROE COUNTY FIRE RESCUE		8	1	11%	9
MINUTECLINIC DIANOSTIC OF VIRGINA, LL		8	1	11%	9
Sunset Lake Health and Rehabilitation Center		8	1	11%	9
VETERANS AFFAIRS MEDICAL CENTER - OUTPATIENT			9	100%	9
SELECT PHYSICIANS ALLIANCE		9			9
ROBERT WOOD JOHNSON HOSPITAL		7	1	13%	8
NOVADX		2	6	75%	8
ALBANY MEDICAL CENTER		7	1	13%	8
PACIFICA SUNRISE			8	100%	8
MINUTECLINIC DIAGNOSTIC OF SC, LLC #7		6	2	25%	8
Florida Clinical Laboratory		1	7	88%	8
FLORIDA KEYS CONCIERGE MEDICINE, LLC		6	2	25%	8
CVS NC5591POCT STATESVILLE		7	1	13%	8
GOLISANO CHILDREN'S HOSPITAL OF SOUTHWEST FLORIDA		6	2	25%	8

COVID-19: testing by laboratory

Data through Apr 16, 2021 verified as of Apr 17, 2021 at 09:25 AM

Data in this report are provisional and subject to change.

The numbers in the table below represent the number of Florida and non-Florida residents for whom test results were received by the Department of Health. A person can be tested by more than one laboratory and can have both positive and negative results. **Therefore, the sum of the numbers in each column will be larger than the total number of people tested.**

Reporting lab	Inconclusive	Negative	Positive	Percent positive	Total
CIGNA ONSITE HEALTH LLC		2	6	75%	8
FRESENIUS KIDNEY CARE DUNEDIN			8	100%	8
LEE MEMORIAL HEALTH SYSTEM D/B/A		6	2	25%	8
CAPRONA GROUP HOME		2	6	75%	8
PARTNERS PHARMACY OF FLORIDA LLC		8			8
GENE STREET LABORATORIES, LLC		6	2	25%	8
CHIEFLAND MEDICAL CENTER LLC			8	100%	8
JX REF LAB			8	100%	8
APEX HOME HEALTH CARE		7	1	13%	8
MEDEXPRESS URGENT CARE-PASADENA		8			8
JUPITER CLINIC			8	100%	8
MINUTE CLINIC DIAG OF IND LLC #8674		8			8
MEDERI CARETENDERS VS OF SE FL LLC DBA		7	1	13%	8
ATLANTIC CONSOLIDATED LABORATORY		8			8
DR. PHILLIPS MEDICAL WELLNESS CENTER		4	4	50%	8
SARAH LAWRENCE COLLEGE HEALTH SERVICES		8			8
MINUTECLINIC DIAGNOSTIC OF NORTH CAROLINA PC #7054		5	3	38%	8
CONSULATE HEALTH CARE		7	1	13%	8
CVS TN7289POCT SIGNAL MOUNTAIN		8			8
MEDEXPRESS URGENT CARE-PETERS TWP		7	1	13%	8
CVS NC3319POCT CHARLOTTE		6	2	25%	8
MEDEXPRESS URGENT CARE - MIDLOTHIAN		7	1	13%	8
CAREPOINT CLINIC		5	3	38%	8
JACKSON CLINIC PA,THE		4	4	50%	8
DOCTOR'S IN HOUSE LAB			8	100%	8
DOTHAN PEDIATRIC CLINIC			8	100%	8
LOVELACE MEDICAL CENTER		8			8
CVS MO8556POCT KANSAS CITY		7	1	13%	8
MINUTECLINIC, LLC #09202		6	2	25%	8
DOCTOR'S IN-HOUSE LAB/COMMUNITY HEALTH CENTERS OF PINELLAS - CLEARWATE			8	100%	8
SURGOINSVILLE PHARMACY		8			8
MINUTECLINIC DIAGNOSTIC OF NEVADA #87		4	4	50%	8
MINUTECLINIC DIAGNOSTIC OF OHIO #7790		6	2	25%	8
CVS MD1881POCT DUNKIRK		8			8
INTERVENTIONAL REHABILITATION OF SOUTH FLORIDA			8	100%	8
JOHN T MATHER MEMORIAL HOSPITAL LABORATORY		7	1	13%	8
NORTHEAST ALABAMA REGIONAL MEDICAL CENTER		5	3	38%	8
DEPT OF VA MEDICAL CENTER - RICHMOND		7	1	13%	8
FOUNTAINVIEW BY FIVE STAR QUALITY CARE		7	1	13%	8
MAGNOLIA PEDIATRICS GROUP LLC			8	100%	8
DOH JACKSONVILLE CENTRAL LABORATORY		3	5	63%	8
THE WOLFF CENTER FOR CHILD & ADOLESCENT HEALTH			8	100%	8
HUNTINGTON VILLAGE URGENT CARE		8			8
MARINA ISLE ASSISTED LIVING		8			8
TRUE HEALTH		5	3	38%	8
WELLIGENT		1	7	88%	8

COVID-19: testing by laboratory

Data through Apr 16, 2021 verified as of Apr 17, 2021 at 09:25 AM

Data in this report are provisional and subject to change.

The numbers in the table below represent the number of Florida and non-Florida residents for whom test results were received by the Department of Health. A person can be tested by more than one laboratory and can have both positive and negative results. **Therefore, the sum of the numbers in each column will be larger than the total number of people tested.**

Reporting lab	Inconclusive	Negative	Positive	Percent positive	Total
ELLIS HOSPITAL LABORATORY		7	1	13%	8
CHAPTERS HEALTH HOSPICE		8			8
MEDEXPRESS URGENT CARE - RICHMOND, NINE MILE RD		7	1	13%	8
MINUTECLINIC LLC #4449		7	1	13%	8
GOLDMAN SACHS HEALTH CENTER	1	7			8
VERMONT DEPARTMENT OF HEALTH		1	7	88%	8
COMPREHENSIVE CLINICAL RESEARCH, LLC			8	100%	8
LAKE CONWAY URGENT CARE LLC		2	6	75%	8
DIAGNOSTIC CLINIC		7	1	13%	8
MEDEXPRESS URGENT CARE, BUTLER		5	3	38%	8
ST CHARLES HOSPITAL LABORATORY		8			8
CVS PA1074POCT KENNETT SQUARE		7	1	13%	8
SEA LEVEL LABS			8	100%	8
The Grand at Rome Nursing and Rehabilitation		8			8
VAIL VALLEY MEDICAL CENTER			8	100%	8
CVS TX7827POCT ROUND ROCK		8			8
DEPARTMENT OF HEALTH- CITRUS COUNTY		1	7	88%	8
CVS MINUTE CLINIC DIAGNOSTIC OF NEW JERSEY		8			8
EP LTC PHARMACY		6	2	25%	8
CVS MD4371POCT OCEAN CITY		8			8
URGENT TEAM - HUNTSVILLE		6	2	25%	8
URGENT CARE OF LONGWOOD		1	7	88%	8
ALLEGRO - TAMPA	1	4	3	38%	8
MED & CO INVESTMENT LLC		7	1	13%	8
OSWEGO HOSPITAL LABORATORY		7	1	13%	8
INTERNAL MEDICINE AND AESTHETICS OF NAPLES LLC		8			8
LAB UNKNOWN		6	2	25%	8
HEALTHPARK MEDICAL CTR NURSING SVC		8			8
FHPG_EXP CARE W HILLSBOROUGH			8	100%	8
EXECUTIVE MEDICAL SERVICES		8			8
INTERNAL MEDICINE ASSOCIATES OF JACKSON HOSPITAL			8	100%	8
ST. JOSEPH HOSPITAL AND HEALTH CARE INC.			8	100%	8
MEDEXPRESS URGENT CARE - TARENTUM		6	2	25%	8
MINUTECLINIC #788		7	1	13%	8
MODMD LABORATORY		8			8
ACM MEDICAL LABORATORY ALLIANCE		6	2	25%	8
CVS NC7213POCT MATTHEWS		6	2	25%	8
HEARTLAND PEDIATRIC ASSOCIATES		4	4	50%	8
ORLANDO FAMILY PHYSICIANS			8	100%	8
HARBORCHASE OF DR PHILLIPS		7	1	13%	8
ALACHUA COUNTY HEALTH DEPARTMENT		1	7	88%	8
LEMOYNE COLLEGE WELLNESS CENTER FOR		8			8
BIOTECH PHARMACEUTICAL GROUP LLC			8	100%	8
MEDEXPRESS URGENT CARE MORGANTOWN		8			8
NORTHDALE REHABILITATION CENTER			8	100%	8
PALM BEACH COUNTY HEALTH DEPARTMENT LABORATORY			8	100%	8

COVID-19: testing by laboratory

Data through Apr 16, 2021 verified as of Apr 17, 2021 at 09:25 AM

Data in this report are provisional and subject to change.

The numbers in the table below represent the number of Florida and non-Florida residents for whom test results were received by the Department of Health. A person can be tested by more than one laboratory and can have both positive and negative results. **Therefore, the sum of the numbers in each column will be larger than the total number of people tested.**

Reporting lab	Inconclusive	Negative	Positive	Percent positive	Total
ST CLOUD PHYSICIAN MANAGMENT LLC		7	1	13%	8
SOUTHEASTERN PEDIATRIC ASSOCIATES			8	100%	8
HOLY NAME MEDICAL CENTER	1	6	1	13%	8
MEDEXPRESS URGENT CARE - CULPEPER		8			8
CHIEFLAND MEDICAL CENTER		1	7	88%	8
FLORIDA HEART AND VASCULAR MULTISPECIALTY GROUP		8			8
Nashville Central Laboratory		8			8
CLEARWATER PEDIATRIC CARE		1	7	88%	8
CAYUGA COUNTY HEALTH DEPARTMENT		7	1	13%	8
LIFE CARE CITRUS COUNTY			8	100%	8
GO PATH LABORATORIES			8	100%	8
MID-HUDSON VALLEY DIVISION OF WESTCHESTER MEDICAL		8			8
MINUTE CLINIC DIAGNOSTIC OF MICHIGAN PC		8			8
X-GENE MOLECULAR LABS		1	7	88%	8
CVS OH3476POCT TIPP CITY		7	1	13%	8
MINUTECLINIC MINUTECLINIC #4977		4	4	50%	8
CVS GA2841POCT LAWRENCEVILLE		8			8
BAPTIST OUTPATIENT			8	100%	8
UNIVERSITY OF WASHINGTON MEDICAL CENTER			8	100%	8
LONG ISLAND JEWISH FOREST HILLS HOSPITAL		8			8
WHITE SANDS OUTPATIENT SERVICES (WSOP SERVICES LLC		8			8
PUTNAM COUNTY EMERGENCY RESCUE SERVICE		5	3	38%	8
PBC FOUND CARE INC			8	100%	8
NORTH PINELLAS CHILDRENS MEDICAL CENTER INC			8	100%	8
PAUL GRECO MD CONCIERGE MEDICAL SERVICES PL		8			8
BREVARD FAMILY WALK IN CLINIC			8	100%	8
SLOPESIDE LABS AND TESTING, LLC - THE HIDEOUT AT BUTTERMILK MOUNTAIN		8			8
MINUTE CLINIC DIAGNOSTIC OF VIRGINIA, LLC #1905		8			8
MINUTECLINIC, LLC #03268		7	1	13%	8
SUPREME LABORATORY			8	100%	8
ORMOND BEACH CENTRA CARE			8	100%	8
GMR EVENT SERVICES LLC DBA CROWDRX		8			8
CLAY PRIMARY & FAMILY CARE LLC			8	100%	8
CVS OH3301POCT WOODMERE		8			8
DORAL URGENT CARE			8	100%	8
CARE ATC - CITY OF BOYNTON BEACH	1	2	5	63%	8
MINUTECLINIC LLC #5176		5	3	38%	8
HEWLETT URGENT CARE, PLLC		8			8
VENICE REGIONAL MEDICAL CENTER			8	100%	8
MINUTE CLINIC #8979		7	1	13%	8
ALLINA HEALTH - ABBOTT NORTHWESTERN HOSPITAL		5	3	38%	8
BEECHTREE MOLECULAR LAB LLC			8	100%	8
MEDEXPRESS URGENT CARE - CLARKSBURG		7	1	13%	8
FHCP-ORANGE CITY			8	100%	8
CVS OH2543POCT CANFIELD		5	3	38%	8
SYLVESTER AT PLANTATION LABORATORY		7	1	13%	8

COVID-19: testing by laboratory

Data through Apr 16, 2021 verified as of Apr 17, 2021 at 09:25 AM

Data in this report are provisional and subject to change.

The numbers in the table below represent the number of Florida and non-Florida residents for whom test results were received by the Department of Health. A person can be tested by more than one laboratory and can have both positive and negative results. **Therefore, the sum of the numbers in each column will be larger than the total number of people tested.**

Reporting lab	Inconclusive	Negative	Positive	Percent positive	Total
NEOGENOMICS LABORATORIES, INC		8			8
MINUTECLINIC, LLC #05038		8			8
BLOOMING GARDENS OF CARE INC		8			8
BARTON PARKER OD PC		8			8
GENEUS DIAGNOSTICS			8	100%	8
HEALTHY MINORS PEDIATRIC URGENT CARE		7	1	13%	8
MEDEXPRESS URGENT CARE - MT LEBANON		5	3	38%	8
HEALTHMARK REGIONAL HOSPITAL LAB		4	4	50%	8
MONROE URGENT CARE		7	1	13%	8
ALL CHILDREN'S HOSPITAL		1	7	88%	8
SYNEXUS CLINICAL RESEARCH US INC		2	6	75%	8
ADVANCED RESEARCH FOR HEALTH IMPROVEMENT		6	2	25%	8
MEDEXPRESS URGENT CARE - YORK		5	3	38%	8
LAKE PEDIATRICS			8	100%	8
MONTEFIORE MEDICAL CENTER LABORATORIES - NORTH		8			8
IAN C BOYKIN MD		4	3	43%	7
CVS NM8918POCT ALBUQUERQUE		7			7
HOLY GARDEN ALF, INC.		7			7
GRACE REHABILITATION CENTER OF VERO BEACH		4	3	43%	7
EASTERN FLORIDA STATE COLLEGE - PALM BAY CAMPUS			7	100%	7
KEYSTONE PLACE AT NAPLES PRESERVE		4	3	43%	7
Robert Wood Johnson University Hospital		5	2	29%	7
CVS SC2736POCT MURRELLS INLET		6	1	14%	7
LOUISIANA DEPT OF HEALTH			7	100%	7
Baptist Village Retirement Communities		7			7
GAINESVILLE PEDIATRIC ASSOCIATES		1	6	86%	7
CVS MA6505POCT NEWTON		7			7
COMPASSION PEDIATRIC URGENT CARE LLC		2	5	71%	7
NORTH FLORIDA MEDICAL CENTERS INC		1	6	86%	7
CVS NV9841POCT RENO		4	3	43%	7
MINUTECLINIC, LLC #03965		7			7
ST. LUCIE COUNTY HEALTH DEPARTMENT		5	2	29%	7
KENDALL REGIONAL MEDICAL CNTR			7	100%	7
WEXFORD HEALTH SOURCES INC		7			7
CARENOW URGENT CARE-MADISON		7			7
LIZS ADULT CARE		7			7
FLORIDA CANCER SPECIALISTS & RESEARCH INSTITUTE		6	1	14%	7
FLORIDA HOSPITAL APOPKA		6	1	14%	7
OCALA FAMILY MEDICAL CENTER		7			7
LEE COUNTY HEALTH DEPARTMENT		4	3	43%	7
CUMBERLAND HEIGHTS		7			7
COMPASSION PEDIATRICS		3	4	57%	7
MINUTECLINIC, LLC #1796		6	1	14%	7
FLORIDA PREMIER MEDICAL CARE PA			7	100%	7
CVS PHARMACY #8800		5	2	29%	7
HEARTLAND PEDIATRICS OF LAKE PLACID			7	100%	7

COVID-19: testing by laboratory

Data through Apr 16, 2021 verified as of Apr 17, 2021 at 09:25 AM

Data in this report are provisional and subject to change.

The numbers in the table below represent the number of Florida and non-Florida residents for whom test results were received by the Department of Health. A person can be tested by more than one laboratory and can have both positive and negative results. **Therefore, the sum of the numbers in each column will be larger than the total number of people tested.**

Reporting lab	Inconclusive	Negative	Positive	Percent positive	Total
WALGREENS #06416		7			7
PERSONAL PHYSICIAN CARE PA			7	100%	7
DOTHAN WEST FAMILY MEDICINE		5	2	29%	7
NASSAU UNIVERSITY MEDICAL CENTER DEPT		6	1	14%	7
NYU WINTHROP HOSPITAL PATHOLOGY		7			7
ECLRS		2	5	71%	7
CVS TX4397POCT CYPRESS		7			7
SKR MEDICAL ADVISORS		7			7
ST CHARLES BEND LABORATORY		6	1	14%	7
OHIO DEPARTMENT OF HEALTH			7	100%	7
NEMOURS CHILDREN'S HOSPITAL			7	100%	7
LEVY COUNTY SHERRIF'S DEPT			7	100%	7
SOUTH COM HEALTH CLINIC, DEPT. OF THE ARMY		7			7
MERCY HEALTH—MUSKEGON		6	1	14%	7
Thermopolis Rehabilitation Wellness		7			7
MC DIAGNOSTIC OF CONNECTICUT, PC #114		7			7
NORTHERN DUTCHESS HOSPITAL LABORATORY		5	2	29%	7
Highland Pines Health and Rehab		7			7
EL PARAISO HOME INC		7			7
MIAMI BEACH COMMUNITY HEALTH CENTER INC			7	100%	7
WEST DADE PEDIATRICS			7	100%	7
GRACE WELLNESS CENTER LLC		6	1	14%	7
CRESTWOOD MEDICAL CENTER		5	2	29%	7
MEDEXPRESS URGENT CARE - GLENDALE		7			7
PALM GARDEN OF SUN CITY			7	100%	7
DASCENA LABORATORY			7	100%	7
HELIX MEDICAL CENTERS		1	6	86%	7
CVS NC7057POCT SHELBY		5	2	29%	7
PENN MEDICINE PRINCETON MEDICAL CENTER		6	1	14%	7
LAWTON CHILES HEALTH CENTER		1	6	86%	7
FAMILY MEDICINE MEDICAL DRIVE		7			7
DELAWARE DEPARTMENT OF HEATH		6	1	14%	7
MAXHEALTH		5	2	29%	7
MOULTRIE CREEK NURSING AND REHAB			7	100%	7
MEDEXPRESS URGENT CARE-DUBOIS		7			7
RIVER OAKS TREATMENT CENTER			7	100%	7
LAKE CITY CORRECTIONAL FACILITY			7	100%	7
TREASURE COAST INFECTIOUS DISEASE CONSULTANTS		4	3	43%	7
COMMUNITY CARE CENTER□		7			7
PENINSULA CARE AND REHABILITATION CENTER			7	100%	7
MEDEXPRESS URGENT CARE - STATE COLLEGE		5	2	29%	7
AVON PARK PEDIATRICS			7	100%	7
CVS NJ836POCT RUNNEMEDE		7			7
MINUTECLINIC DIAGNOSTIC OF KANSAS PA		7			7
CVS MD2956POCT NEW MARKET		6	1	14%	7
CVS NC2313POCT RALEIGH		6	1	14%	7

COVID-19: testing by laboratory

Data through Apr 16, 2021 verified as of Apr 17, 2021 at 09:25 AM

Data in this report are provisional and subject to change.

The numbers in the table below represent the number of Florida and non-Florida residents for whom test results were received by the Department of Health. A person can be tested by more than one laboratory and can have both positive and negative results. **Therefore, the sum of the numbers in each column will be larger than the total number of people tested.**

Reporting lab	Inconclusive	Negative	Positive	Percent positive	Total
NELSON BIOLOGICAL			7	100%	7
PEDIATRICS OF CENTRAL FLORIDA		5	2	29%	7
CVS MINUTE CLINIC DIAG OF IND LLC #5206		6	1	14%	7
MEDEXPRESS URGENT CARE - STAUNTON		3	4	57%	7
CVS PA2582POCT SPRINGFIELD		5	2	29%	7
Parkside Villa		7			7
LONGWOOD FAMILY MEDICINE		1	6	86%	7
GREENVILLE MEMORIAL HOSPITAL LAB			7	100%	7
FHPG_EXP CARE PALM HARBOR			7	100%	7
GLEN FALLS HOSPITAL DEPARTMENT OF PATHOLOGY		6	1	14%	7
CVS NY549POCT RIDGEWOOD		4	3	43%	7
CVS GA7064POCT STOCKBRIDGE		7			7
FLORIDA DIGESTIVE AND LIVER SPECIALIST		7			7
BROOKDALE LAKE ORIENTA			7	100%	7
OWL NOW URGENT CARE			7	100%	7
GALLUP INDIAN MEDICAL CENTER		7			7
BIRMINGHAM VAMC		3	4	57%	7
FLORIDA HOSPITAL KISSIMMEE		4	3	43%	7
CVS MA594POCT FALMOUTH		6	1	14%	7
CVS IL8747POCT CHICAGO		7			7
EMBRY-RIDDLE AERONAUTICAL UNIVERSITY HEALTH			7	100%	7
VICTORIAN MANOR		2	5	71%	7
MINUTECLINIC DIAGNOSTIC OF RHODE ISLAN		7			7
MINUTECLINIC LLC # 3401		7			7
MINUTECLINIC DIAGNOSTIC OF VIRGINIA, LLC #1656		7			7
SCHOOL OF PHARMACY AND PHARMACEUTICAL		7			7
HERNANDO PASCO HOSPICE INC		6	1	14%	7
WYOMING COUNTY COMMUNITY HOSPITAL LABORATORY		7			7
FRESENIUS KIDNEY CARE FORT WALTON BEACH			7	100%	7
MINUTE-CLINIC DIAGNOSTIC OF VIRGINIA, LLC #794		6	1	14%	7
QUE		4	3	43%	7
Lenox on the Lake			7	100%	7
COMPLETE FAMILY CARE, LLC/UNIVERSITY OF SAINT MARY		7			7
MEDEXPRESS URGENT CARE, JOHNSTOWN		6	1	14%	7
SEACOAST PATHOLOGY PROFESSIONAL ASSOC		7			7
MINUTECLINIC DIAG OF IND LLC #6998		6	1	14%	7
CVS HEALTH, #1994		5	2	29%	7
CVS SC2250POCT COLUMBIA		7			7
MEDEXPRESS URGENT CARE-NESHANNOCK TWP		6	1	14%	7
EAST GEORGIA REGIONAL MEDICAL CENTER		6	1	14%	7
WATAUGA MEDICAL CENTER		4	3	43%	7
MEDEXPRESS URGENT CARE - BLUEFIELD		6	1	14%	7
MEDEXPRESS URGENT CARE PORT HURON		6	1	14%	7
IRL MARKET LAB			7	100%	7
PEDIATRICS URGENT CARE, LLC			7	100%	7
COMMUNITY MEDICAL AND DENTAL CARE INC		7			7

COVID-19: testing by laboratory

Data through Apr 16, 2021 verified as of Apr 17, 2021 at 09:25 AM

Data in this report are provisional and subject to change.

The numbers in the table below represent the number of Florida and non-Florida residents for whom test results were received by the Department of Health. A person can be tested by more than one laboratory and can have both positive and negative results. **Therefore, the sum of the numbers in each column will be larger than the total number of people tested.**

Reporting lab	Inconclusive	Negative	Positive	Percent positive	Total
JUPITER ISLAND PUBLIC SAFETY		5	2	29%	7
WILDLIGHT LAB			7	100%	7
AHMG LAKE NONA PRIMARY CARE		7			7
CVS OH3458POCT BEAVERCREEK		7			7
ENTRUST IMMEDIATE CARE			7	100%	7
SOUTHEAST GEORGIA HEALTH SYSTEM, INC D		7			7
YAZJI PEDIATRIC CARE LLC DBA TUKA PEDIATRICS			7	100%	7
TERENCE B MITCHELL MD, INC		3	4	57%	7
MEDEXPRESS URGENT CARE - HOLLINS		7			7
GENTRY PARK ORLANDO ASSISTED LIVING		6	1	14%	7
FLORIDA SCHOOL FOR THE DEAF AND THE BLIND			7	100%	7
ABBAY MANOR RETIREMENT RESIDENCE INC		7			7
PROVIDENCE LABORATORY SERVICES		7			7
ADVENT HEALTH APOPKA		3	4	57%	7
BALTIMORE CITY HEALTH DEPT COMMUNICABLE DISEASES AND EPIDEMIOLOGY			7	100%	7
MINUTECLINIC DIAGNOSTIC OF OHIO #4401		7			7
NOVANT HEALTH INPATIENT CARE		2	5	71%	7
TRIDENT BIOMETRICS		6	1	14%	7
MEDEXPRESS URGENT CARE - HOT SPRINGS		7			7
KANSAS DEPARTMENT OF HEALTH		2	5	71%	7
WOMENS CARE FLORIDA LLC		5	2	29%	7
MINUTE CLINIC DIAGNOSTIC OF PENNSYLVANIA		7			7
PANCARE HEALTH - KATE SMITH ELEMENTARY		1	6	86%	7
MINUTECLINIC DIAG OF IND LLC #8651		6	1	14%	7
DALLAS COUNTY HEALTH AND HUMAN SERVICES			7	100%	7
CARESOUTH HHA HOLDINGS OF TALLAHASSEE LLC		7			7
MANATEE PEDIATRICS			7	100%	7
CVS PA4077POCT BELLE VERNON		7			7
TRUE HEALTH DIAGNOSTICS		1	6	86%	7
LISTENING DOCTOR PLLC, THE		1	6	86%	7
FHMG_FM AND IM AVALON PARK		2	5	71%	7
CVS PA813POCT RICHBORO		7			7
DOCTORS CLINICAL LABORATORY, INC		5	2	29%	7
LYNMOORE,THE		7			7
OCALA REGIONAL KIDNEY CENTER EAST		2	5	71%	7
TERRACINA LLC		1	6	86%	7
PANCARE HEALTH - HOSFORD SCHOOL			7	100%	7
OPTUM PRIMARY CARE - FOUNTAIN OAKS		3	4	57%	7
CVS GA2236POCT WOODSTOCK		7			7
BRADENTON PHYSICIANS MEDICAL CENTER			7	100%	7
BAYSIDE URGENT CARE CENTER INC			7	100%	7
GULF COAST PEDIATRICS OF SARASOTA PA		1	6	86%	7
TESTD			7	100%	7
Ocoee Health Care Center		7			7
EXPICARE NURSING AGENCY, INC		5	2	29%	7
Rutgers Health Rwj University Hospital - Laboratory		4	3	43%	7

COVID-19: testing by laboratory

Data through Apr 16, 2021 verified as of Apr 17, 2021 at 09:25 AM

Data in this report are provisional and subject to change.

The numbers in the table below represent the number of Florida and non-Florida residents for whom test results were received by the Department of Health. A person can be tested by more than one laboratory and can have both positive and negative results. **Therefore, the sum of the numbers in each column will be larger than the total number of people tested.**

Reporting lab	Inconclusive	Negative	Positive	Percent positive	Total
DOCTOR'S IN-HOUSE LAB/COMMUNITY HEALTH CENTERS OF PINELLAS -PINELLAS P			7	100%	7
CULVER-STOCKTON COLLEGE		7			7
PRIMARY CARE SPECIALISTS OF ORLANDO		7			7
HEALTH CARE LABORATORY SERVICES		1	6	86%	7
SUPERIOR RESIDENCES AT CALA HILLS		7			7
LEPE'S HOUSE			7	100%	7
FIRST PHYSICIANS GROUP - LORRAINE CORNERS		7			7
CVS OH3080POCT HUBER HEIGHTS		6	1	14%	7
CARENOW URGENT CARE-SOUTHLAKE			7	100%	7
ALL CHILDREN'S HOSPITAL DEPT OF GENERAL PEDIATRICS			7	100%	7
MINUTE-CLINIC DIAGNOSTIC OF VIRGINIA,		7			7
MINUTECLINIC MINUTECLINIC #8505		5	2	29%	7
CVS GA2147POCT KENNESAW		5	2	29%	7
DIAGNOSTIC & MEDICAL SPECIALISTS OF GREENWICH		5	2	29%	7
MEDEXPRESS URGENT CARE - WILLIAMSPORT		6	1	14%	7
PROHEALTH MED		1	5	83%	6
AARK LABORATORY		6			6
MIAMI RESCUE MISSION CLINIC INC			6	100%	6
URGENT CARE HOUSECALLS PA		5	1	17%	6
PALM HARBOR DERMATOLOGY		4	2	33%	6
UNILAB OF DADE INC			6	100%	6
PRINCETON BMC LABORATORY		6			6
PALMETTO HEALTH ALLIANCE		3	3	50%	6
GENTLE MEDICINE ASSOCIATES / DR. REGINE BATAILLE		6			6
MARSHALL MEDICAL CENTER SOUTH LAB		5	1	17%	6
FLORIDA DEPARTMENT OF HEALTH SEMINOLE COUNTY		1	5	83%	6
LRHS Southeastern University		4	2	33%	6
QUICK CARE MED WALK IN AND URGENT CARE			6	100%	6
AMERICAN MEDICAL RESPONSE - DENVER		3	3	50%	6
SAINT PETER'S UNIVERSITY HOSPITAL		6			6
Advanced Care Center			6	100%	6
MARCO ISLAND MEDICAL CENTER			6	100%	6
IVY ROSEN MD PLLC		6			6
THE CLINIC PREMISE HEALTH			6	100%	6
STATEN ISLAND CHAI CARE		5	1	17%	6
MINUTECLINIC DIAGNOSTIC OF SC, LLC #4		6			6
MEDEXPRESS - WILMINGTON CONCORD PIKE		5	1	17%	6
ELITE MD GROUP INC		2	4	67%	6
CLINICAL CARE ASSOCIATES			6	100%	6
BROWARD COUNTY HEALTH DEPT.			6	100%	6
MEDEXPRESS URGENT CARE - ELM GROVE		5	1	17%	6
RIVER CITY PRIMARY AND URGENT CARE			6	100%	6
JOSEF SCHENKER, MD, PC		6			6
GUTHRIE MEDICAL GROUP LABORATORIES		6			6
AFC/DOCTORS EXPRESS NORTH BERGEN		4	2	33%	6
BOONE DRUG & HEALTHCARE AT DEERFIELD			6	100%	6

COVID-19: testing by laboratory

Data through Apr 16, 2021 verified as of Apr 17, 2021 at 09:25 AM

Data in this report are provisional and subject to change.

The numbers in the table below represent the number of Florida and non-Florida residents for whom test results were received by the Department of Health. A person can be tested by more than one laboratory and can have both positive and negative results. **Therefore, the sum of the numbers in each column will be larger than the total number of people tested.**

Reporting lab	Inconclusive	Negative	Positive	Percent positive	Total
MERCY COLLEGE HEALTH OFFICE		6			6
COLISEUM MED CTR LLC/COLISEUM MED CTRS		5	1	17%	6
CVS IN3975POCT JEFFERSONVILLE		3	3	50%	6
LAKEVIEW TERRACE HOME HEALTH SERVICES LLC			6	100%	6
CVS TX1104POCT ALLEN		6			6
TRUSTBRIDGE			6	100%	6
CENTRAL FLORIDA PRIMARY CARE			6	100%	6
MINUTECLINIC DIAGNOSTIC OF KENTUCKY		6			6
Centrastate Medical Center		5	1	17%	6
HUNTERS CREEK PEDIATRICS		6			6
TIMBER CREEK PEDIATRICS		6			6
HELIX KH UC		1	5	83%	6
ADVENT HEALTH - TUSKAWILLA		4	2	33%	6
MEDICAL CENTER AT OCEAN REEF		1	5	83%	6
PHYSICIANS URGENT CARE BERRY FARMS		4	2	33%	6
CVS MI8049POCT WATERFORD		5	1	17%	6
SCOTTS PHARMACY		5	1	17%	6
PROGRESS PHARMACY INC		1	5	83%	6
MINUTECLINIC DIAGNOSTICS OF IND LLC		3	3	50%	6
FAMILY TREE PRIMARY CARE		5	1	17%	6
MCKENZIE-WILLAMETTE MEDICAL CENTER LAB		6			6
OVIEDO CHILDRENS HEALTH CENTER LLC		1	5	83%	6
NON-US			6	100%	6
CENTREX CLINICAL LABS INC		6			6
SANTOS REHABILITATION CENTER INC			6	100%	6
SHEEPSHEAD BAY URGENT CARE		6			6
WELLSTAR WEST GEORGIA MEDICAL CENTER		6			6
CVS TX8322POCT AUSTIN		6			6
PR HEALTH		1	5	83%	6
MINUTECLINIC, LLC #1452		6			6
CONCENTRA			6	100%	6
Kennedy University Hospital		5	1	17%	6
COVID RAPID LABS		1	5	83%	6
CVS IN6713POCT BLOOMINGTON		6			6
ADVENTHEALTH MEDICAL GROUP INTERNAL MEDICINE		5	1	17%	6
ADVENTHEALTH CAR CENTER APOPKA			6	100%	6
PHYSICIANS FOR CHILDREN			6	100%	6
FLORIDA DEPARTMENT OF HEALTH IN MIAMI DADE COUNTY		5	1	17%	6
SANITAS LAUDERDALE LAKES			6	100%	6
CVS CA9721POCT ARCADIA		6			6
MILLER COUNTY HOSPITAL		6			6
LOS ALAMOS NATIONAL LABORATORY		6			6
THE WINDSOR OF OCALA		2	4	67%	6
HEARTLAND HOME HEALTH CARE		6			6
UT SOUTHWESTERN MEDICAL CENTER			6	100%	6
CVS NATIONAL HARBOR MD2297714CV		6			6

COVID-19: testing by laboratory

Data through Apr 16, 2021 verified as of Apr 17, 2021 at 09:25 AM

Data in this report are provisional and subject to change.

The numbers in the table below represent the number of Florida and non-Florida residents for whom test results were received by the Department of Health. A person can be tested by more than one laboratory and can have both positive and negative results. **Therefore, the sum of the numbers in each column will be larger than the total number of people tested.**

Reporting lab	Inconclusive	Negative	Positive	Percent positive	Total
URGENT TEAM - NASHVILLE		5	1	17%	6
CVS NV2928POCT LAS VEGAS		6			6
RAPID MEDLAB (004M0)		5	1	17%	6
TULLAHOMA HMA, LLC		5	1	17%	6
ASCENSION ST VINCENT'S CLAY COUNTY			6	100%	6
AMERICAN HEALTH ASSOC. LABORATORY SOUTH		4	2	33%	6
REDMED OF CROSSTOWN		3	3	50%	6
UT MEMPHIS UNIVERSITY HEALTH SERVICES			6	100%	6
CVS OH6123POCT CINCINNATI		4	2	33%	6
FAMILY CARE MEDICAL CENTER			6	100%	6
ALL4KIDZ PEDIATRICS LLC		3	3	50%	6
ADVANCED URGENT CARE OF MARATHON		1	5	83%	6
UNILAB		2	4	67%	6
MAXCARE CLINIC			6	100%	6
MINUTECLINIC DIAG OF IND LLC #1138		5	1	17%	6
BOCA VIPEDIATRICS			6	100%	6
MEDEXPRESS URGENT CARE-MUNCIE		6			6
CVS IN6654POCT INDIANAPOLIS		5	1	17%	6
BETHESDA COMMUNITY HEALTH CENTER			6	100%	6
PATHGROUP LABS, LLC		4	2	33%	6
WELLSTAR ATLANTA MEDICAL CENTER LABORA		5	1	17%	6
PRESBYTERIAN HOME		6			6
ELITE MEDICAL CENTER		1	5	83%	6
CAREWELL 301 - WARWICK			6	100%	6
SV DIAGNOSTIC LAB			6	100%	6
FLEET LANDING			6	100%	6
PUBLIC HEALTH LAB		6			6
NEUROSCIENCE AND SPINE ASSOCIATES, PL		5	1	17%	6
CVS PA1379POCT LANSDALE		5	1	17%	6
Oakwood - North Baldwins Center for Living		6			6
LPG COCONUT POINT - FAMILY/ INTERNAL MEDICINE		6			6
COMPUNET CLINICAL LAB			6	100%	6
ENIGMA DIAGNOSTIC, INC.			6	100%	6
TEXAS MEDCLINIC			6	100%	6
JERSEY SHORE MEDICAL CENTER		6			6
BROOKDALE CLERMONT			6	100%	6
LEE COMMUNITY HEALTHCARE INC DUNBAR		6			6
MAINE DEPARTMENT OF HEALTH AND HUMAN SERVICES			6	100%	6
DEPARTMENT OF HEALTH AND HUMAN SERVICES STATE OF NEW HAMPSHIRE			6	100%	6
THE PALMS REHABILITATION AND HEALTHCARE CENTER		5	1	17%	6
Hiawatha Care Center		6			6
SOUTHERN OCEAN MEDICAL CENTER		6			6
NORTHSIDE GWINNETT HOSPITAL		5	1	17%	6
FLORIDA HEALTHCARE OF ORLANDO		1	5	83%	6
VIERA PEDIATRICS		1	5	83%	6
CVS KY4779POCT LOUISVILLE		4	2	33%	6

COVID-19: testing by laboratory

Data through Apr 16, 2021 verified as of Apr 17, 2021 at 09:25 AM

Data in this report are provisional and subject to change.

The numbers in the table below represent the number of Florida and non-Florida residents for whom test results were received by the Department of Health. A person can be tested by more than one laboratory and can have both positive and negative results. **Therefore, the sum of the numbers in each column will be larger than the total number of people tested.**

Reporting lab	Inconclusive	Negative	Positive	Percent positive	Total
MEDEXPRESS URGENT CARE - HUNTINGTON WE		6			6
MCR HEALTH LAWTON CHILES ADMINISTRATION STE A		1	5	83%	6
CDRX INFUSION			6	100%	6
MINUTECLINIC LLC #5041		2	4	67%	6
BNR PHARMACY INC		6			6
CVS NC5532POCT SUMMERFIELD		6			6
NORTH FLORIDA PEDIATRICS JASPER			6	100%	6
MEDEXPRESS URGENT CARE - IRVING		6			6
MEDEXPRESS URGENT CARE-PITTSFIELD		6			6
MY WELLNESS EXPRESS			6	100%	6
AMERICAN EAGLE LEESBURG AL LLC DBA VISTA LAKE			6	100%	6
NU WAVE MEDICAL CENTER			6	100%	6
CITIZENS BAPTIST MEDICAL CENTERS LAB		5	1	17%	6
GILBERT MEDICAL GROUP		4	2	33%	6
FLORIDA DEPARTMENT OF HEALTH IN SARASOTA COUNTY		5	1	17%	6
RURAL HEALTH CARE INC			6	100%	6
VILLAGES HEALTH, THE		4	2	33%	6
CELAL GUROL ERBAY, MD			6	100%	6
ORLANDO HEALTH PHYSICIAN GROUP			6	100%	6
CVS SC5550POCT CLOVER		5	1	17%	6
Northwell Lab		2	4	67%	6
New York Harbor Harbor HCS - Brooklyn Campus		6			6
TOXUSALABS DBA CONNECTDX LABS		4	2	33%	6
ALLEGRO FLEMING ISLAND		1	5	83%	6
CVS MA957POCT WEST SPRINGFIELD		6			6
WIREGRASS MEDICAL CENTER			6	100%	6
LPG PRIMARY CARE AT LABELLE		5	1	17%	6
Kroger 673 - The Little Clinic Dallas		5	1	17%	6
MEDEXPRESS URGENT CARE - WAXAHACHIE, N HIGHWAY 77		4	2	33%	6
MEDEXPRESS URGENT CARE - MBURG COMMONS		5	1	17%	6
BAYSHORE POINTE NURSING AND REHAB CENTER			6	100%	6
ADVENTHEALTH MEDICAL GROUP INTERNAL MEDICINE AT		2	4	67%	6
MEDI PARTNERS OF S FLORIDA LLC		6			6
CVS NJ2815POCT E BRUNSWICK		4	2	33%	6
MINUTECLINIC #2797		6			6
ANTHONY-BROWN PHARMACY		6			6
MEDEXPRESS - NEWARK		6			6
CVS PA5241POCT CHALFONT		6			6
FYZAMEDICAL, LLC		6			6
MEDEXPRESS URGENT CARE-HERSHEY		5	1	17%	6
TAMIAMI LAB MILLENIUM			6	100%	6
CVS SC5479POCT INDIAN LAND		6			6
URGENT TEAM - MUSCLE SHOALS		6			6
PENN NURSING CENTER		6			6
MOUNT SINAI BROOKLYN LABORATORY		5	1	17%	6
DISCOVERY VILLAGE AT DEERWOOD			6	100%	6

COVID-19: testing by laboratory

Data through Apr 16, 2021 verified as of Apr 17, 2021 at 09:25 AM

Data in this report are provisional and subject to change.

The numbers in the table below represent the number of Florida and non-Florida residents for whom test results were received by the Department of Health. A person can be tested by more than one laboratory and can have both positive and negative results. **Therefore, the sum of the numbers in each column will be larger than the total number of people tested.**

Reporting lab	Inconclusive	Negative	Positive	Percent positive	Total
PANCARE HEALTH - ALTHA PUBLIC			6	100%	6
ATLANTIC COMMUNITY HIGH SCHOOL		5	1	17%	6
CVS MINUTE CLINIC DIAGNOSTIC OF TEXAS		5	1	17%	6
ADVENTHEALTH CELEBRATION EMPLOYEE CLINIC		6			6
CHILDREN'S HOSPITAL OF PHILADELPHIA		5	1	17%	6
MINUTE CLINIC LLC #1909		6			6
BAYCARE ALLIANT HOSPITAL			6	100%	6
INDIANA STATE DEPARTMENT OF HEALTH LABORATORIES			6	100%	6
PREMIER FAMILY HEALTH PA			6	100%	6
MD NOW MEDICAL CENTER			6	100%	6
MEDEXPRESS URGENT CARE - WEIRTON		6			6
PLEASANTVILLE OF SEBASTIAN LLC			6	100%	6
FLORIDA WOMAN CARE LABORATORY			6	100%	6
MEDEXPRESS URGENT CARE SHADYSIDE		5	1	17%	6
PELICAN LANDING		1	5	83%	6
BETH ISRAEL DEACONESS MEDICAL CENTER			6	100%	6
FIRST COAST CARDIOVASCULAR INSTITUTE PA			6	100%	6
SARASOTA PERSONAL MEDICINE		4	2	33%	6
ARLINGTON OF NAPLES		6			6
CVS PA1296POCT DREXEL HILL		4	2	33%	6
COVID TESTING LLC			6	100%	6
MINUTECLINIC DIAGNOSTIC OF VIRGINIA, LLC		6			6
LUMADOC HEALTH		4	2	33%	6
BENEVA LAKES HEALTHCARE & REHAB CENTER			6	100%	6
MINUTE CLINIC DIAGNOSTIC OF VIRGINIA, LLC #7543		6			6
MINUTECLINIC DIAGNOSTIC OF TN PC #442		4	2	33%	6
MINUTECLINIC MINUTECLINIC #921		6			6
MANATEE MEMORIAL HOSPITAL CLINICAL LABORATORY			6	100%	6
MINUTECLINIC DIAGNOSTIC OF OHIO #2964		6			6
CVS TX2263POCT SAN ANTONIO		6			6
SOUTHEASTERN DERMATOLOGY GROUP PA		5	1	17%	6
WG WINDSOR WOODS SH LLC		6			6
CVS TN4624POCT KNOXVILLE		5	1	17%	6
LEWIS COUNTY MANOR		6			6
MINUTECLINIC 7196		5	1	17%	6
BROWARD TRANSITIONAL CENTER			6	100%	6
KAILOS GENETICS INC		4	2	33%	6
GENESIS FAMILY PRACTICE		3	3	50%	6
CALIFORNIA DEPARTMENT OF PUBLIC HEALTH		1	5	83%	6
XPRESS URGENT CARE LLC		6			6
Madison Health & Rehabilitation		6			6
CVS NC6402POCT DAVIDSON		4	2	33%	6
MEDEXPRESS URGENT CARE-SCOTT TOWNSHIP		5	1	17%	6
CAMELLIA AT DEERWOOD		2	4	67%	6
FLORIDA MEDICAL SPECIALISTS		2	4	67%	6
HOLLY HILL HOME INFUSION SERVICE		5	1	17%	6

COVID-19: testing by laboratory

Data through Apr 16, 2021 verified as of Apr 17, 2021 at 09:25 AM

Data in this report are provisional and subject to change.

The numbers in the table below represent the number of Florida and non-Florida residents for whom test results were received by the Department of Health. A person can be tested by more than one laboratory and can have both positive and negative results. **Therefore, the sum of the numbers in each column will be larger than the total number of people tested.**

Reporting lab	Inconclusive	Negative	Positive	Percent positive	Total
CAPITAL HEALTH PLAN LABORATORIES			6	100%	6
DANIEL M LIBBY MD PLLC		6			6
MEDEXPRESS URGENT CARE - PRINCETON		5	1	17%	6
SUNSHINE STATE DIALYSIS			6	100%	6
UF HEALTH PATHOLOGY LABORATORIES			6	100%	6
DIXIE COUNTY EMERGENCY SERVICES			6	100%	6
CURATIVE CARE CENTER INC		1	5	83%	6
WAKEMED		1	5	83%	6
MEDEXPRESS URGENT CARE - LEDGEWOOD		5	1	17%	6
CARL R DARNALL ARMY MEDICAL CENTER			5	100%	5
BAYCARE MEDICAL GROUP, INC		5			5
CVS OH2518POCT COLUMBUS		4	1	20%	5
BOROPARK URGENT CARE		4	1	20%	5
DOCTORS OFFICE OF NEW JERSEY		5			5
INVESCLINIC US, LLC		5			5
ADVENT HEALTH - CENTRAL PASCO ER		2	3	60%	5
FLORIDA HOSPITAL LAKE MARY		5			5
MINUTECLINIC # 21110		3	2	40%	5
MEDEXPRESS - COLLINSVILLE BELT LINE		3	2	40%	5
OURMED		4	1	20%	5
PRL NYC PANDEMIC RESPONSE LAB			5	100%	5
CYPRESS CREEK MEDICAL CENTER			5	100%	5
INFECTION CONTROL/ EMPHEALTH		3	2	40%	5
CVS CA9606POCT TEMECULA		5			5
AHC Decatur County		5			5
INDIAN RIVER PRIMARY CARE PA		5			5
PRINCIPLE HOSPICE SERVICE, LLC			5	100%	5
BAYSHORE LABORATORY		4	1	20%	5
ELITE CARE			5	100%	5
AHF PUBLIC HEALTH LABORATORY			5	100%	5
MED EXPRESS URGENT CARE PC - MARYLAND		4	1	20%	5
NORTHSIDE MEDICAL CENTER		5			5
INNOVATIVE COVID-DIVERSEY			5	100%	5
USCG SECTOR ST PETE		1	4	80%	5
SONATA VERO BEACH		5			5
MINUTECLINIC, LLC #1431		4	1	20%	5
LEVY COUNTY DEPT. OF PUBLIC SAFETY		2	3	60%	5
NORTH SHORE HEMATOLOGY-ONCOLOGY ASSOCIATES, PC		5			5
CVS IN8669POCT INDIANAPOLIS		4	1	20%	5
QUINTON MEMORIAL HEALTH CARE CENTER		5			5
BROOKDALE WEST BOYNTON BEACH		5			5
CVS NC2771POCT CLAYTON		4	1	20%	5
XRL SXF REF LAB		5			5
PRECISION LABS LLC		2	3	60%	5
OCCMED SOLUTIONS		2	3	60%	5
ALPHADERA LABS, LLC			5	100%	5

COVID-19: testing by laboratory

Data through Apr 16, 2021 verified as of Apr 17, 2021 at 09:25 AM

Data in this report are provisional and subject to change.

The numbers in the table below represent the number of Florida and non-Florida residents for whom test results were received by the Department of Health. A person can be tested by more than one laboratory and can have both positive and negative results. **Therefore, the sum of the numbers in each column will be larger than the total number of people tested.**

Reporting lab	Inconclusive	Negative	Positive	Percent positive	Total
Army Residence Community		5			5
CELERION			5	100%	5
CVS MA1852POCT MEDWAY		5			5
MIZELL MEMORIAL HOSPITAL			5	100%	5
METHODIST HEALTHCARE UNIVERSITY HOSPIT		5			5
Enterprise Health and Rehabilitation Center		5			5
JUPITER ISLAND MEDICAL CLINIC INC		5			5
CVS MA507POCT LEOMINSTER		4	1	20%	5
PATIENT FIRST - LEESBURG			5	100%	5
WATERTOWN URGENT CARE PLLC		5			5
HACKENSACK UNIV MED CTR-PATHOLOGY DEPT		5			5
SEMINOLE COUNTY CORRECTIONAL FACILITY		1	4	80%	5
STEBEN COUNTY PUBLIC HEALTH		5			5
CARENOW URGENT CARE - CENTRAL AUSTIN		1	4	80%	5
CVS MA1022POCT CAMBRIDGE		5			5
MEDEXPRESS URGENT CARE LAVAL		5			5
MINNESOTA DEPARTMENT OF HEALTH PUBLIC HEALTH LABORATORY DIVISION	1		4	80%	5
THE RETREAT AT PORT ORANGE			5	100%	5
UW MEDICINE VIROLOGY LAB			5	100%	5
SJH			5	100%	5
CVS AZ9210POCT SCOTTSDALE		5			5
SCIENCE CARE			5	100%	5
CVS TX5877POCT PEARLAND		5			5
ST VINCENTS AMBULATORY CARE INC		3	2	40%	5
FLORIDA PRIMARY & SPECIALTY CARE		5			5
ADVENT HEALTH MEDICAL GROUP		4	1	20%	5
EGL GENETICS DIAGNOSTICS			5	100%	5
DAVISON HEALTH CENTER WESLEYAN UNIVERS		5			5
KETTERING HEALTH			5	100%	5
MEDEXPRESS URGENT CARE- COLUMBIA HEIGH		5			5
BROWARD MEDICAL AND URGENT CARE		5			5
REGIONAL MEDICAL CENTER BAYONET POINT			5	100%	5
LIVING WATERS MEDICAL CENTER			5	100%	5
WESTMINSTER SHORES			5	100%	5
RHEA MEDICAL CENTER		5			5
INSTANT MEDICAL CARE CENTER		4	1	20%	5
MID - FLORIDA PATHOLOGY LLC		1	4	80%	5
WINCHESTER MEDICAL CENTER			5	100%	5
REHABILITATION CENTER AT JUPITER GARDENS		5			5
MINUTECLINIC DIAG OF IND, LLC #6648		3	2	40%	5
FIFTH AVENUE PEDIATRICS		3	2	40%	5
COOPER HOSPITAL/UNIVERSITY MEDICAL		5			5
MINUTECLINIC DIAG OF IND LLC #6840		5			5
MEDEXPRESS URGENT CARE - FREDERICK		5			5
HAWTHORNE HEALTH AND REHABILITATION			5	100%	5
URGENT MED INC		3	2	40%	5

COVID-19: testing by laboratory

Data through Apr 16, 2021 verified as of Apr 17, 2021 at 09:25 AM

Data in this report are provisional and subject to change.

The numbers in the table below represent the number of Florida and non-Florida residents for whom test results were received by the Department of Health. A person can be tested by more than one laboratory and can have both positive and negative results. **Therefore, the sum of the numbers in each column will be larger than the total number of people tested.**

Reporting lab	Inconclusive	Negative	Positive	Percent positive	Total
MINUTECLINIC MINUTECLINIC #3665		5			5
HENDRY REGIONAL CONVENIENT CARE CENTER			5	100%	5
AUGUSTA HEALTH			5	100%	5
BEACH HOUSE		5			5
GENTLE HANDS MOBILE PHLEBOTOMY			5	100%	5
DEPARTMENT OF HEALTH AND HUMAN SERVICES DIVISION OF BEHAVIORAL HEALTH		1	4	80%	5
CAPE COD HOSPITAL			5	100%	5
FORSYTH HOUSE			5	100%	5
DOCTORS HOSPITAL LAB MEDICAL OFFICE BUILDING			5	100%	5
ARKANSAS DEPARTMENT OF HEALTH			5	100%	5
ST JOHNS BIOMEDICAL LAB		5			5
MEASE CONTINUING CARE		3	2	40%	5
EAST CENTRAL FLORIDA OUT PATIENT IMAGING			5	100%	5
PRECISION DIAGNOSTICS INC - NJ		5			5
PARADIGM LABORATORIES			5	100%	5
CVS TX10140POCT THE WOODLANDS		5			5
DAVENPORT PEDIATRICS PA		1	4	80%	5
UNIVERISTY OF MEMPHIS ATHLETIC TRAINI		5			5
RUSH UNIVERSITY MEDICAL CENTER LABORATORY			5	100%	5
CVS MINUTE CLINIC DIAGNOSTIC MED GRP OF CAL		5			5
INVERNESS FAMILY CARE HIGH RISK PLLC			5	100%	5
HILLSBOROUGH COUNTY HEALTH DEPARTMENT			5	100%	5
WELLMED AT FORT PIERCE		3	2	40%	5
NOVANT HEALTH UVA		2	3	60%	5
PIEDMONT NEWNAN HOSPITAL		4	1	20%	5
LAFAYETTE NURSING AND REHAB			5	100%	5
JOSEPH SCHENKER MD PC		5			5
PEDIATRICS OF CENTRAL FLORIDA - POINCIANA		3	2	40%	5
ENT AND ALLERGY ASSOCIATES OF FLORIDA, LLC			5	100%	5
PEDIATRICS OF ALTAMONTE		5			5
DICKSON MEDICAL ASSOCIATES PC PATH LAB		4	1	20%	5
CLINICAL PATHOLOGY LABORATORIES			5	100%	5
FLAGLER HEALTH SERVICES INC			5	100%	5
HELIX DIAGNOSTIX		2	3	60%	5
CAREHERE LCS- EUSTIS			5	100%	5
Heartland Healthcare Center Boca Raton		2	3	60%	5
CVS NC3803POCT MOORESVILLE		5			5
OPTUMCARE FLORIDA, LLC		3	2	40%	5
FALLSBURG CHAI		5			5
MINUTECLINIC, LLC #07852		4	1	20%	5
COVENANT COLLEGE HEALTH SERVICES		5			5
CVS MA447POCT NORTHAMPTON		3	2	40%	5
LABS PLUS LLC		5			5
JOE DIMAGGIO CHILDREN'S HOSPITAL		1	4	80%	5
WHITE WILSON MEDICAL CENTER - FWB		1	4	80%	5
SEASIDE MANOR			5	100%	5

COVID-19: testing by laboratory

Data through Apr 16, 2021 verified as of Apr 17, 2021 at 09:25 AM

Data in this report are provisional and subject to change.

The numbers in the table below represent the number of Florida and non-Florida residents for whom test results were received by the Department of Health. A person can be tested by more than one laboratory and can have both positive and negative results. **Therefore, the sum of the numbers in each column will be larger than the total number of people tested.**

Reporting lab	Inconclusive	Negative	Positive	Percent positive	Total
MEDICAL UNIVERSITY SC HOSPITAL			5	100%	5
ARC POINT LABS OF AUSTIN NORTH			5	100%	5
MD NOW MEDICAL CENTER INC			5	100%	5
MIAMI MEDICAL CONSULTANT PA			5	100%	5
CVS SC1540POCT MYRTLE BEACH		4	1	20%	5
UNIVERSITY OF MIAMI / SCCC RESEARCH LABORATORY			5	100%	5
ELDER ALTERNATIVES INC		3	2	40%	5
PREMIER PEDIATRICS		1	4	80%	5
Bon Secours Place		4	1	20%	5
TALLAHASSEE MEMORIAL HEALTHCARE			5	100%	5
Life Care Center of Estero			5	100%	5
SIGNATURE URGENT CARE			5	100%	5
CHAMPLAIN VALLEY PHYSICIANS HOSPITAL		3	2	40%	5
EMORY JOHNS CREEK HOSPITAL		5			5
CVS ME329POCT PORTLAND		5			5
BROOKDALE NEW PORT RICHEY			5	100%	5
Hillspring of Springboro		5			5
LABCORP UNSPECIFIED		5			5
CVS GA2279POCT SUWANEE		5			5
ADVANCED PEDIATRICS OF BOCA LLC			5	100%	5
MEDICAL CENTER OF BLOUNTSTOWN			5	100%	5
FLORIDA PRIMARY CARE AND SPORTS MEDICINE INC		2	3	60%	5
FRESENIUS MEDICAL CARE			5	100%	5
QUATRACOR PLLC		5			5
NIBHA MEDIRATTA MD PL			5	100%	5
ADVICE FOR OPTIMAL WELLNESS		2	3	60%	5
THE LITTLE CLINIC			5	100%	5
MASSASHUSETTS STATE LAB INSTITUTE		2	3	60%	5
NORTHSIDE HOSPITAL- CHEROKEE		4	1	20%	5
MINUTECLINIC DIAGNOSTIC OF OHIO #6147		4	1	20%	5
PIEDMONT HENRY HOSPITAL, INC		5			5
CLEVELAND CLINIC MARTIN HEALTH NURSING & RESTORATIVE		5			5
BIOTECH CLINICAL LABORATORY			5	100%	5
PREMIER MEDICAL LABORATORY	1	2	2	40%	5
AEL KNOXVILLE			5	100%	5
NORTH DADE NURSING AND REHABILITATION CENTER			5	100%	5
MINUTECLINIC DIAG OF IND, LLC #6553		5			5
COLUMBIA MEMORIAL HOSPITAL LABORATORY		5			5
SUTTER TRACY COMMUNITY HOSPITAL			5	100%	5
CVS AZ10150POCT PHOENIX		4	1	20%	5
TANNER MEDICAL CENTER EAST AL		5			5
CVS PA10034POCT PITTSBURGH		5			5
BLUETAIL MEDICAL GROUP, LLC		4	1	20%	5
ADVENTHEALTH MEDICALGROUP PEDIATRICS AT ORLANDO		5			5
NORTHWOOD UNIVERSITY-BENNETT SPORTS CENTER		5			5
LAKE MARY HEALTH AND REHABILITATION CENTER		1	4	80%	5

COVID-19: testing by laboratory

Data through Apr 16, 2021 verified as of Apr 17, 2021 at 09:25 AM

Data in this report are provisional and subject to change.

The numbers in the table below represent the number of Florida and non-Florida residents for whom test results were received by the Department of Health. A person can be tested by more than one laboratory and can have both positive and negative results. **Therefore, the sum of the numbers in each column will be larger than the total number of people tested.**

Reporting lab	Inconclusive	Negative	Positive	Percent positive	Total
HEALTHCARE NETWORK OF SOUTHWEST FLORIDA			5	100%	5
GEISINGER MEDICAL CENTER		2	3	60%	5
DEPARTMENT OF HEALTH AND HUMAN SERVICES LANSING			5	100%	5
FRANCES WARDE MEDICAL LABORATORY		2	3	60%	5
Walker BaptistMedCtr		4	1	20%	5
UPMC HEALTH SYSTEM		4	1	20%	5
CVS NV408817POCT LAS VEGAS		1	4	80%	5
MEDEXPRESS URGENT CARE - BECKLEY CROSS		4	1	20%	5
FHPG FAMILY MEDICAL CENTER OF TAMPA BAY		1	4	80%	5
DIAGNOSTECHS		4	1	20%	5
FRESENIUS KIDNEY CARE SOUTH ORLANDO			5	100%	5
MINUTE CLINIC, LLC #1434		5			5
LAKEVIEW HEALTHCARE SYSTEM LLC			5	100%	5
UCF STUDENT HEALTH SERVICES LABORATORY		2	3	60%	5
THE DOCTORS CENTER HEALTHCARE-SOUTHSIDE		1	4	80%	5
MINUTECLINIC, LLC #7139		5			5
CVS MO10053POCT SAINT PETERS		5			5
CENTRAL JERSEY URGENT CARE OF BROWN MI		5			5
BAPTIST HOSPITAL EMPLOYEE HEALTH OFF			5	100%	5
CITRUS HEALTH NETWORK INC		2	3	60%	5
LPG PEDIATRICS AT CAPE CORAL		5			5
ST BARNABAS HOSPITAL		5			5
MINUTECLINIC DIAG OF IND, LLC #8645		5			5
NATURE COAST PRIMARY CARE LAB LLC		1	4	80%	5
PURECARE PHARMACY		4	1	20%	5
DOCS URGENT CARE		1	4	80%	5
EAST BANK HOSPITAL - UNIVERSITY OF MINNESOTA MEDICAL CENTER			5	100%	5
SOUTHEAST GEORGIA PHYSICIAN ASSOCIATES		4	1	20%	5
WASHINGTON COLLEGE HEALTH SERVICES		5			5
CVS MA2172POCT NORTH GRAFTON		5			5
CVS MD1515POCT LEONARDTOWN		4	1	20%	5
DOCTORS HOSPITAL OF AUGUSTA		5			5
WILSON PEDIATRICS			5	100%	5
PM PEDIATRICS OF BAYSIDE PLLC		5			5
INTERNAL MEDICINE & PRIMARY CARE ASSOCIATES, PLC			5	100%	5
Kroger 449 - The Little Clinic Mountain Park		4	1	20%	5
SAFETY HARBOR SENIOR LIVING			5	100%	5
JACKSON SOUTH COMMUNITY HOSPITAL LAB			5	100%	5
WEST PACIFIC MEDICAL LABORATORY			5	100%	5
CVS NC3853POCT BURLINGTON		4	1	20%	5
HUNT CLUB MEDICAL CARE			5	100%	5
MD ANDERSON CANCER CENTER DI BAY AREA			5	100%	5
CVS NJ862POCT MARLBORO		5			5
BAPTIST HEALTH - TOWN CENTER			5	100%	5
CVS SC4122POCT TAYLORS		5			5
CARENOW URGENT CARE - WINTER SPRINGS		4	1	20%	5

COVID-19: testing by laboratory

Data through Apr 16, 2021 verified as of Apr 17, 2021 at 09:25 AM

Data in this report are provisional and subject to change.

The numbers in the table below represent the number of Florida and non-Florida residents for whom test results were received by the Department of Health. A person can be tested by more than one laboratory and can have both positive and negative results. **Therefore, the sum of the numbers in each column will be larger than the total number of people tested.**

Reporting lab	Inconclusive	Negative	Positive	Percent positive	Total
WOODHULL MEDICAL AND MENTAL HEALTH CTR		5			5
CVS MA1845POCT WILMINGTON		4	1	20%	5
MARION COUNTY FIRE RESCUE		3	2	40%	5
CVS MA1095POCT AMHERST		4	1	20%	5
MARTHA A PRICE MD PA		2	3	60%	5
ALLIANCE FOR MULTISPECIALTY RESEARCH		5			5
JOHN T MACKAY MD			5	100%	5
MEDEXPRESS URGENT CARE PLEASANT HILLS		4	1	20%	5
THE UNIVERSITY OF VERMONT MEDICAL CENTER		4	1	20%	5
MINUTECLINIC DIAGNOSTIC OF OHIO #6139		5			5
CLINICAL CARE INC			5	100%	5
PHOEBE PUTNEY MEMORIAL HOSPITAL		5			5
Kroger 099 - The Little Clinic Fort Collins		5			5
MINUTECLINIC, DIAGNOSTIC OF TEXAS, LLC		5			5
THE CLINIC OF PEDIATRICS & GI MEDICINE, INC			5	100%	5
MENORAH MANOR			5	100%	5
REELFOOT FAMILY WALK IN CLINIC		4	1	20%	5
CELEBRATION PEDIATRICS PA			5	100%	5
Samuel S. Stratton VAMC		5			5
EAST SIDE CLINICAL LABORATORY		4	1	20%	5
ATLANTIC SURGERY CENTER OF JACKSONVILLE BEACH		5			5
DISCOVERY VILLAGE AT STUART		2	3	60%	5
CVS TX7288POCT DALLAS		5			5
PINECREST PEDIATRICS GROUP LLC			5	100%	5
MEDEXPRESS URGENT CARE - LOGAN		5			5
MEDEXPRESS URGENT CARE - MOUNTAIN HOME		4	1	20%	5
HENDRY/GLADES COUNTY HEALTH DEPARTMENT		4	1	20%	5
NORTHPORT MEDICAL CENTER LAB		5			5
SOUTH BEND MEDICAL FOUNDATION			5	100%	5
FOUNDCARE, INC			5	100%	5
MEDEXPRESS - NEW CASTLE, DUPONT HWY		4	1	20%	5
FINLAY		1	4	80%	5
COMMONS AT ORLANDO LUTHERAN TOWERS SNF			5	100%	5
OMNICARE PHARMACY OF TEXAS 1, LP DBA OMNICARE		5			5
FLORIDA DEPARTMENT OF HEALTH - INVERNESS		3	2	40%	5
URGENT CARE COASTAL GA			5	100%	5
RELIANT IMMUNE DIAGNOSTICS			5	100%	5
URGENT CARE OF ERWIN		5			5
NORTHERN MICHIGAN UNIVERSITY ATHLETICS		5			5
COPELAND MEDICAL CLINIC		3	2	40%	5
CVS PA2688POCT COLLEGEVILLE		5			5
BROWNE MEDICAL LLC		3	2	40%	5
UNIVERSITY OF CHICAGO MEDICAL CENTER LAB			5	100%	5
MIAMI CANCER INSTITUTE			5	100%	5
LAKE NONA PEDIATRICS IN ASSOCIATION WITH NEMOURS		5			5
THONOTOSASSA COMMUNITY HEALTH CENTER		1	4	80%	5

COVID-19: testing by laboratory

Data through Apr 16, 2021 verified as of Apr 17, 2021 at 09:25 AM

Data in this report are provisional and subject to change.

The numbers in the table below represent the number of Florida and non-Florida residents for whom test results were received by the Department of Health. A person can be tested by more than one laboratory and can have both positive and negative results. **Therefore, the sum of the numbers in each column will be larger than the total number of people tested.**

Reporting lab	Inconclusive	Negative	Positive	Percent positive	Total
MERCY URGENT CARE			5	100%	5
UNIVERSITY OF MIAMI			5	100%	5
Englewood Health Care Center		5			5
KEYSTONE REHABILITATION AND HEALTH CENTER		1	4	80%	5
ABSOLUTE HEALTH		5			5
QUEST DIAGNOSTICS PSC		1	4	80%	5
MEDEXPRESS URGENT CARE FOX CHAPEL		5			5
LEHIGH REGIONAL MEDICAL CENTER LABORATORY		3	2	40%	5
APOLLO GARDENS RETIREMENT RESIDENCE CARE		5			5
CVS IL8751POCT CHICAGO		5			5
PM PEDIATRICS OF SELDEN		3	2	40%	5
LIFEPLUS HEALTHCARE GROUP INC		5			5
RIVERVIEW ALF OPERATOR LLC			5	100%	5
FLORIDA CLINICAL LABORATORY - BIOREFERENCE LABORATORIES		2	3	60%	5
PEDIATRIC URGENT HEALTH CARE			5	100%	5
PUTNAM HOSPITAL CENTER LABORATORY		5			5
GULF COAST VETERANS HCS PANAMA CITY OPC		5			5
LAKE COUNTY DETENTION CENTER		3	2	40%	5
OCHSNER MEDICAL CENTER			5	100%	5
MEDEXPRESS URGENT CARE HUNTINGTON		5			5
PHYSICIANS IMMEDIATE CARE ELGIN			5	100%	5
Rio Pinar Health Care			5	100%	5
FAMILY TREE DNA			5	100%	5
VEIL VALLEY MEDICAL CENTER			5	100%	5
MEDEXPRESS URGENT CARE MURRYSVILLE		3	2	40%	5
CAREATC, INC.			5	100%	5
PARADISE VILLA ALF INCORPORATED		5			5
MINUTECLINIC DIAG OF IND, LLC #6910		5			5
CVS TN7698POCT KNOXVILLE		5			5
QUALITY MEDICAL CARE			5	100%	5
PIEDMONT HOSPITAL LAB			5	100%	5
MINUTECLINIC DIAGNOSTIC OF PENNSYLVANIA, LLD #1545		5			5
EASTCHESTER PEDIATRIC MEDICAL GROUP		5			5
CFP PHYSICIANS GROUP			5	100%	5
CVS OH10893POCT PARMA		2	3	60%	5
CVS NH6596POCT HAMPTON		5			5
MORGAN STANLEY HEALTH CENTER		5			5
ATLANTA PLUS URGENT CARE			5	100%	5
CVS TX7821POCT LEAGUE CITY		5			5
SOUTH FLORIDA FAMILY HEALTH & RESEARCH CTR			5	100%	5
MID FLORIDA HEALTH INC			4	100%	4
ORLANDO REGIONAL HEALTH SERVICES		2	2	50%	4
EPI			4	100%	4
DEVANSH LAB WERKS		1	3	75%	4
WESLEY CHAPEL INTERNAL MEDICINE AND PEDIATRICS			4	100%	4
PLAINVIEW PRIMARY CARE		4			4

COVID-19: testing by laboratory

Data through Apr 16, 2021 verified as of Apr 17, 2021 at 09:25 AM

Data in this report are provisional and subject to change.

The numbers in the table below represent the number of Florida and non-Florida residents for whom test results were received by the Department of Health. A person can be tested by more than one laboratory and can have both positive and negative results. **Therefore, the sum of the numbers in each column will be larger than the total number of people tested.**

Reporting lab	Inconclusive	Negative	Positive	Percent positive	Total
MEDEXPRESS URGENT CARE- FORT WORTH N T		4			4
SOMA MEDICAL CENTER PA #3 PALOMINO			4	100%	4
MINUTECLINIC, LLC #5707		4			4
MOBIL LAB FOR ALL INC		4			4
STONE CLINICAL LABORATORIES OF FL LLC		4			4
CVS CT718POCT ANSONIA		4			4
GASTROENTEROLOGY ASSOC OF PENSACOLA, PA		2	2	50%	4
CELEBRATION PEDIATRICS			4	100%	4
HAVEN CUSTEAD CARE CENTER		1	3	75%	4
MEDEXPRESS URGEN CARE - EAST BRUNSWICK		4			4
GOOD SAMARITAN HOSPITAL		2	2	50%	4
CVS OH3393POCT AURORA		3	1	25%	4
MINUTE CLINIC DIAGNOSTIC OF VIRGINIA, LLC #6292		3	1	25%	4
NEXT BIO RESEARCH SERVICES, LLC		1	3	75%	4
RELIANT ACUTE CARE			4	100%	4
ANY LAB TEST FAST CORP		3	1	25%	4
OKLAHOMA STATE UNIVERSITY DIAGNOSTIC LAB			4	100%	4
BETHESDA HOSPITAL WEST BLOOD GAS LAB			4	100%	4
PDL PHARMACY CORP			4	100%	4
DR. G'S URGENT CARE			4	100%	4
MALABAR FAMILY PRACTICE		1	3	75%	4
BAPTIST HOSPITAL NURSING/PATIENT CARE			4	100%	4
LIFE CARE HOME HEALTH SERVICES LLC		1	3	75%	4
CHILDREN'S MEDICAL GROUP		4			4
SUMNER REGIONAL MEDICAL CENTER		3	1	25%	4
SARASOTA IMMEDIATE CARE			4	100%	4
MONTEFIORE MEDICAL CENTER LABS MONTEFIORE		3	1	25%	4
FAMILY MEDICAL CLINIC HOMESTEAD, LLC			4	100%	4
STANFORD HEALTH CARE ANATOMIC PATHOLOGY & CLINICAL LAB			4	100%	4
FLORENCE - HUNTSVILLE HOSPITAL URGENT CARE		3	1	25%	4
DTR LABS		3	1	25%	4
MEDICAL CENTER, THE		4			4
RURAL/METRO MIDSOUTH,		4			4
WYOMING PUBLIC HEALTH LAB			4	100%	4
UNION CITY MANOR NURSING CENTER		4			4
L3HARRIS FAMILY MEDICAL CENTER			4	100%	4
CVS CT750POCT ENFIELD		4			4
WALGREENS #03287		4			4
MEDEXPRESS URGENT CARE - WEST ST PAUL, ROBERT ST S		3	1	25%	4
CORIZON HEALTH INC			4	100%	4
TARPON SPRINGS PEDIATRICS, LLC			4	100%	4
Brookcrest Nursing Home		4			4
HAMPTON ALF AT 24TH ROAD LLC			4	100%	4
PRIMECARE		2	2	50%	4
HEALTHQUEST, INC		3	1	25%	4
MEDEXPRESS URGENT CARE - WALDORF, CRAIN HWY		4			4

COVID-19: testing by laboratory

Data through Apr 16, 2021 verified as of Apr 17, 2021 at 09:25 AM

Data in this report are provisional and subject to change.

The numbers in the table below represent the number of Florida and non-Florida residents for whom test results were received by the Department of Health. A person can be tested by more than one laboratory and can have both positive and negative results. **Therefore, the sum of the numbers in each column will be larger than the total number of people tested.**

Reporting lab	Inconclusive	Negative	Positive	Percent positive	Total
BETHPAGE MEDICAL PLLC		4			4
REGIONAL MEDICAL LAB			4	100%	4
CLINICAL ASSOCIATES OF ORLANDO LLC		4			4
ENCOMPASS HOME HEALTH		4			4
MEDEXPRESS URGENT CARE- ALLISON PARK		2	2	50%	4
ST LUKES HOSPITAL LABORATORY		2	2	50%	4
COMMUNITY HEALTH CENTER OF WEST PALM BEACH			4	100%	4
LEON MEDICAL CENTERS, LLC			4	100%	4
Bethany Health and Rehab		4			4
ST JOSEPHS BEHAVIORAL HEALTH CENTER			4	100%	4
MOUNT SINAI AVENTURA DIAGNOSTIC CENTER			4	100%	4
Sears Coastal Nursing and Rehab		4			4
FLORIDA CANCER SPECIALISTS AND RESEARCH		2	2	50%	4
Lakeside Oaks Care Center			4	100%	4
BETHPAGE EXTENDED HOURS CENTER		4			4
Metro West Nursing and Rehab			4	100%	4
CONSOLIDATED LABORATORY SERVICES			4	100%	4
CORONA NYC LAB		4			4
CVS IN5696POCT FORT WAYNE		4			4
ManorCare Health Services Camp Hill		4			4
FLORIDA MEDICAL CENTER		1	3	75%	4
BETTERMED URGENT CARE			4	100%	4
MEDEXPRESS URGENT CARE, LANCASTER WEST		2	2	50%	4
CAPITAL HEALTH LABORATORY INC			4	100%	4
MEDEXPRESS URGENT CARE NORWIN		4			4
STARMED FAMILY & URGENT CARE			4	100%	4
ADVENTHEALTH NEW SMYRNA BEACH COMMUNITY HEALTH			4	100%	4
State Lab Unspecifd			4	100%	4
FLORIDA HOSPITAL ALTAMONTE		2	2	50%	4
AIREVAC INTERNATIONAL		4			4
AURORA BAYCARE UROLOGY			4	100%	4
MINUTECLINIC DIAGNOSTIC OF OHIO #5060		4			4
NORTH OKALOOSA CLINIC CORP		1	3	75%	4
STEAMBOAT EMERGENCY CENTER			4	100%	4
LAKE MARY PEDIATRICS			4	100%	4
MONTANA DEPARTMENT OF PUBLIC HEALTH & HUMAN SERVICES			4	100%	4
Kroger 959 - The Little Clinic Carmel		4			4
MEDEXPRESS URGENT CARE - KOKOMO		4			4
WILLIAM A HINTON STATE LABORATORY INSTITUTE		1	3	75%	4
MEDEXPRESS URGENT CARE - SUMMERSVILLE, WEBSTER RD		4			4
SOUTH FLORIDA RESEARCH ORGANIZATION			4	100%	4
NEULIFE NEUROLOGICAL SERVICES LLC			4	100%	4
DEPARTMENT OF HEALTH AND ENVIRONMENTAL CONTROL			4	100%	4
CVS NH2257POCT MANCHESTER		4			4
SIGNATURE CARE MONTROSE		2	2	50%	4
MEDEXPRESS URGENT CARE - SOUTH PARKERSBURG		4			4

COVID-19: testing by laboratory

Data through Apr 16, 2021 verified as of Apr 17, 2021 at 09:25 AM

Data in this report are provisional and subject to change.

The numbers in the table below represent the number of Florida and non-Florida residents for whom test results were received by the Department of Health. A person can be tested by more than one laboratory and can have both positive and negative results. **Therefore, the sum of the numbers in each column will be larger than the total number of people tested.**

Reporting lab	Inconclusive	Negative	Positive	Percent positive	Total
MEDFIRST URGENT CARE			4	100%	4
BUCKINGHAM PLACE ALF		4			4
COMMUNITY PHYSICIANS OF NORTH PORT PA			4	100%	4
NYC PUBLIC HEALTH LABS			4	100%	4
WALGREENS# 00323		4			4
WE CARE - CARNIVAL CRUISELINE		4			4
CVS PA1193POCT JENKINTOWN		4			4
Millennium Nursing & Rehab Center		4			4
H/L of WEst AShley Rhabilitation and Nursing Center		4			4
BELL-MINOR HOME		4			4
MONROE COUNTY DEPT OF PUBLIC HEALTH ST		4			4
WASHINGTON STATE DEPARTMENT OF HEALTH PUBLIC HEALTH LABORATORIES			4	100%	4
PHYSICIANS IMMEDIATE CARE AURORA			4	100%	4
FLORIDA MEDICAL CLINIC -INTERNAL MED DADE CITY			4	100%	4
CORTLAND REGIONAL MEDICAL CENTER		4			4
REMEDY URGENT CLINIC		2	2	50%	4
PIEDMONT FAYETTE HOSPITAL		2	2	50%	4
CVS MO4850POCT SPRINGFIELD		4			4
ST PETE DIRECT PRIMARY CARE		2	2	50%	4
LAKE FOREST PARK OP CO LLC		4			4
CVS CA8850POCT HUNTINGTON BEACH		3	1	25%	4
GIEBEIG FAMILY MEDICINE PA			4	100%	4
VIDANT MEDICAL CENTER			4	100%	4
SIENA COLLEGE SPORTS MEDICINE CENTER		4			4
SOUTHLAND SUITES OF LAKELAND			4	100%	4
OMNICARE PHARMACY OF TEXAS 1		4			4
University Plaza Rehabilitation and Nursing			4	100%	4
MINUTECLINIC DIAGNOSTIC OF MICHIGAN, P		4			4
MINUTE-CLINIC DIAGNOSTIC OF VIRGINIA, LLC #3949		4			4
URGENT CARE - OCONEE		2	2	50%	4
MD ANDERSON			4	100%	4
CVS MA394POCT SEEKONK		4			4
BAYLOR ESOTERIC AND MOLECULAR LAB			4	100%	4
MINUTECLINIC DIAGNOSTIC OF PENNSYLVAN		3	1	25%	4
MD NOW URGENT CARE - DELRAY WEST			4	100%	4
CVS GA5622POCT DALLAS		3	1	25%	4
MEDEXPRESS URGENT CARE - WICHITA, S SENECA ST		2	2	50%	4
MEDEXPRESS URGENT CARE - MARKHAM STREE		3	1	25%	4
SunTerrace Health Care Center		3	1	25%	4
EXPRESS TESTING-ONE			4	100%	4
EXCEL URGENT CARE OF NJ, LLC		2	2	50%	4
PALM BEACH CANCER INSTITUTE			4	100%	4
GILCHRIST COUNTY HEALTH DEPT			4	100%	4
UNC HOSPITAL/MCLENDON CLINICAL LABORATORIES			4	100%	4
Westminster Manor		3	1	25%	4
HOME DOCS		2	2	50%	4

COVID-19: testing by laboratory

Data through Apr 16, 2021 verified as of Apr 17, 2021 at 09:25 AM

Data in this report are provisional and subject to change.

The numbers in the table below represent the number of Florida and non-Florida residents for whom test results were received by the Department of Health. A person can be tested by more than one laboratory and can have both positive and negative results. **Therefore, the sum of the numbers in each column will be larger than the total number of people tested.**

Reporting lab	Inconclusive	Negative	Positive	Percent positive	Total
CVS IL7017POCT BLOOMINGTON		4			4
ELIZABETH CITY HEALTH & REHABILITATION		4			4
LAKESIDE HOSPITAL BELLE GLADE			4	100%	4
DYNACARE LABORATORIES			4	100%	4
Oak Creek Terrace		4			4
CVS OH6149POCT UPPER ARLINGTON		2	2	50%	4
ADVENTHEALTH GORDON		4			4
INDUSTRY LAB DIAGNOSTIC PARTNERS			4	100%	4
NDX-CORE LAB			4	100%	4
MINUTECLINIC DIAGNOSTIC OF WISCONSIN, LLC		4			4
MOBILE HEALTH MEDICAL SERVICES PC		4			4
DEPARTMENT OF HEALTH AND HUMAN SERVICES		2	2	50%	4
MEADOWS AT CYPRESS GARDENS, THE		3	1	25%	4
CVS IL1170POCT JOLIET		4			4
Willowbrooke Court at Country House		4			4
AFTER HOURS PEDS			4	100%	4
CVS IL5797POCT CAROL STREAM		4			4
Kroger 895 - The Little Clinic Green Hills		4			4
MEDEXPRESS URGENT CARE - SOMERSET TOWNSHIP		4			4
WALGREENS #04311		4			4
PILGRIM PHARMACY INC		4			4
HACKENSACK MERIDIAN URGENT CARE, PC		4			4
MAILBOX DIAGNOSTICS		2	2	50%	4
MINUTECLINIC, LLC (CLINIC 10928)		4			4
CVS PA258POCT MCKEES ROCKS		4			4
TRUE HEALTH- HOFFNER		3	1	25%	4
MINUTECLINIC LLC (2335)		3	1	25%	4
ADMERIA HEALTH			4	100%	4
CRESTAR LABS		2	2	50%	4
CVS OH4300POCT STRONGSVILLE		4			4
MIAMI COMMUNITY HEALTH CENTER INC		1	3	75%	4
SACRED HEART HEALTH SYSTEMS INC			4	100%	4
AFFINITY URGENT CARE			4	100%	4
AIRPORT CLINIC			4	100%	4
MEDEXPRESS URGENT CARE - WESTFIELD, E MAIN ST		3	1	25%	4
CARNEGIE HILL PEDIATRICS LLP		3	1	25%	4
Crowne Health Care of Greenville		4			4
CARE ONE PRIMARY CARE			4	100%	4
BAPTIST HEALTH MEDICAL CENTER			4	100%	4
DEACONESS HOSPITAL			4	100%	4
CVS TX3292POCT WYLIE		4			4
ACCESS RECOVERY SOLUTIONS LLC			4	100%	4
ORANGE COUNTY HEALTH DEPARTMENT		2	2	50%	4
DACH MAIN LAB			4	100%	4
CENTRAL FLORIDA INTERNAL OCCUPATIONAL AND		4			4
APOPKA FAMILY HEALTH CENTER		3	1	25%	4

COVID-19: testing by laboratory

Data through Apr 16, 2021 verified as of Apr 17, 2021 at 09:25 AM

Data in this report are provisional and subject to change.

The numbers in the table below represent the number of Florida and non-Florida residents for whom test results were received by the Department of Health. A person can be tested by more than one laboratory and can have both positive and negative results. **Therefore, the sum of the numbers in each column will be larger than the total number of people tested.**

Reporting lab	Inconclusive	Negative	Positive	Percent positive	Total
ELEVATION DIAGNOSTICS		4			4
SANFORD SOUTH UNIVERSITY		4			4
MEDEXPRESS URGENT CARE, FAIRMONT		4			4
ADVENTHEALTH MEDICAL GROUP COMMUNITY MEDICINE		3	1	25%	4
OHIO CVS STORES		3	1	25%	4
Kroger 124 - The Little Clinic University		3	1	25%	4
ACCENT PHYSICIAN SPECIALISTS PA		4			4
MINUTECLINIC DIAGNOSTIC MED GRP OF SAN		3	1	25%	4
TMH PHYSICIAN PARTNERS SOUTHWOOD		1	3	75%	4
FCHC (OB)-DARWIN SQUARE CTR.			4	100%	4
ADVENTHEALTH MEDICAL GROUP PEDIATRICS		1	3	75%	4
SMOKY MOUNTAIN URGENT CARE AND FAMILY MEDICINE CENTER			4	100%	4
MEDICAL CENTER ENTERPRISE			4	100%	4
UNIVERSITY OF MIAMI STUDENT HEALTH SERVICE			4	100%	4
MEDNOW URGENT CARE		3	1	25%	4
CVS OH2342POCT WEST CHESTER		3	1	25%	4
MEDEXPRESS URGENT CARE MARTINSBURG		2	2	50%	4
CVS MN6811POCT PLYMOUTH		4			4
ST JOHN'S RIVERSIDE HOSPITAL		3	1	25%	4
LB Broen Home		4			4
RUSSELL SAGE COLLEGE WELLNESS CENTER		4			4
ASCENDI HOME HEALTH AGENCY INC			4	100%	4
MPG JACKSONVILLE ATLANTIC BLVD		1	3	75%	4
CVS IN7653POCT EVANSVILLE		3	1	25%	4
MINUTECLINIC DIAGNOSTIC OF NORTH CARO		4			4
ADVANCED URGENT CARE LLC		1	3	75%	4
GENEVA GENERAL HOSPITAL LABORATORY		3	1	25%	4
PARKWAY DRUGS OF ONEIDA COUNTY NORTH I		3	1	25%	4
FHPG TAMPA PRIMARY CARE			4	100%	4
ENGLE CENTER FOR HEALTH SERVICES		4			4
SOUTH FLORIDA PEDIATRIC PARTNERS			4	100%	4
EXCEL URGENT CARE OF PARAMUS LLC		4			4
URGENT CARE OF THE SMOKIES			4	100%	4
FHCP - ORMOND BEACH			4	100%	4
FLORIDA HEALTHCARE PLAN			4	100%	4
COVENIENT CARE MEDICAL CLINIC			4	100%	4
PM PEDIATRICS OF BAYSIDE, PLLC - MANHASSET		4			4
UF HEALTH PATHOLOGY LABORATORIES			4	100%	4
COMMUNITY HEALTH CENTERS INC			4	100%	4
HEALTH EXPRESS URGENT CARE		2	2	50%	4
MINUTECLINIC DIAGNOSTIC MED GRP OF ORA		3	1	25%	4
INTERMARKET FACILITY			4	100%	4
DEPARTMENT OF PATHOLOGY ROME MEMORIAL		3	1	25%	4
NEW YORK PHYSICIANS LLP		4			4
BIOTEST PLASMA CENTER		4			4
SHARP MEMORIAL HOSPITAL MICROBIOLOGY DEPT			4	100%	4

COVID-19: testing by laboratory

Data through Apr 16, 2021 verified as of Apr 17, 2021 at 09:25 AM

Data in this report are provisional and subject to change.

The numbers in the table below represent the number of Florida and non-Florida residents for whom test results were received by the Department of Health. A person can be tested by more than one laboratory and can have both positive and negative results. **Therefore, the sum of the numbers in each column will be larger than the total number of people tested.**

Reporting lab	Inconclusive	Negative	Positive	Percent positive	Total
SINAI PLAZA NURSING AND REHAB CENTER			4	100%	4
BRANDON REGIONAL EMERGENCY CTR			4	100%	4
MORTON PLANT HOSPITAL - ADLER INSTITUTE OF LAB MEDICINE			4	100%	4
PHYSICIANS QUALITY CARE			4	100%	4
CAREMOUNT MEDICAL PC - BEDFORD URGENT		4			4
Calusa Harbour			4	100%	4
COOK HOSPITAL AND CARE CENTER		3	1	25%	4
COVID PROCESSING SITE			4	100%	4
CVS OH4499POCT LYNDHURST		2	2	50%	4
FASTMED URGENT CARE			4	100%	4
MEDEXPRESS URGENT CARE - EWING		4			4
BOND & STEELE CLINIC PA D/B/A BOND CLINIC PA		4			4
BRIGHAM AND WOMEN'S HOSPITAL			4	100%	4
VA OUTPATIENT PHARMACY			4	100%	4
ALVARO J DANGOND MD PA		4			4
FAMILY MEDICINE AT WINTER PARK			4	100%	4
COLONIAL MEDICAL CENTER-EAST ORLANDO			4	100%	4
BLACK STALLION WALK IN AND EXERCISE CLINICS LLC		1	3	75%	4
IMA MEDICAL CENTER OF OVIEDO			4	100%	4
TIFT REGIONAL HLTH SYSTEM, INC DBA SOU		4			4
LOUISIANA DEPT. OF HEALTH AND HOSPITALS-INFECTIOUS DISEASE EPI SECTION			4	100%	4
SOUTHEASTERN REGIONAL MEDICAL CENTER			4	100%	4
Heartland of Boynton Beach			4	100%	4
MEDEXPRESS URGENT CARE - TULSA, S YALE AVE		4			4
CAPTAIN JAMES A. LOVELL FEDERAL HEALTHCARE CENTER			4	100%	4
MICHIGAN HEALTH CLINIC LABORATORIES		3	1	25%	4
Park Ridge Nursing Center		3	1	25%	4
SKYLINE UROLOGY		4			4
GENUS DIAGNOSTICS			4	100%	4
UNIVERSITY OF WASHINGTON MEDICAL CENTER (UWMC) EMERGENCY DEPT.			4	100%	4
WINDER NURSING INC DBA WINDER HEALTH CARE		4			4
NHC HealthCare, Cookeville		4			4
CULLMAN REGIONAL URGENT CARE		3	1	25%	4
MEDEXPRESS URGENT CARE - WILKES BARRE		3	1	25%	4
WOMEN'S CARE FLORIDA, LLC		4			4
OPTUM OF RED ROAD		4			4
SOUTH BAY CORRECTIONAL FACILITY			4	100%	4
PM PEDIATRICS OF SELDEN PLLC		4			4
LATCHER LABORATORY OF A O FOX MEMORIAL		2	2	50%	4
PATIENT FIRST - ALLENTOWN			4	100%	4
RIVER CITY MEDICAL ASSOCIATES INC			4	100%	4
Hunterdon Medical Center Laboratory		4			4
HCR ManorCare Greentree		4			4
DEPARTMENT OF HEALTH/ NEW YORK			4	100%	4
MERCY HOSPITAL			4	100%	4
ROAN DRUG COMPANY LLC		4			4

COVID-19: testing by laboratory

Data through Apr 16, 2021 verified as of Apr 17, 2021 at 09:25 AM

Data in this report are provisional and subject to change.

The numbers in the table below represent the number of Florida and non-Florida residents for whom test results were received by the Department of Health. A person can be tested by more than one laboratory and can have both positive and negative results. **Therefore, the sum of the numbers in each column will be larger than the total number of people tested.**

Reporting lab	Inconclusive	Negative	Positive	Percent positive	Total
NEMOURS CHILDREN'S CLINIC			4	100%	4
JOHNNIE RUTH CLARKE LAB			4	100%	4
MEDEXPRESS URGENT CARE - TEAYS VALLEY		3	1	25%	4
MIDDLETON PEDIATRICS			4	100%	4
BARRANCO CLINIC PA, THE	1	3			4
Mill Valley Care Center		4			4
CAREWELL 202			4	100%	4
ASCENSION ST VINCENT'S MEDICAL CENTER		3	1	25%	4
MINUTECLINIC DIAG OF IND, LLC #6472		4			4
WELLMED AT APOLLO BEACH BLVD		2	2	50%	4
SIGNATURE CARE EMERGENCY CENTER		2	2	50%	4
KENTUCKY CABINET FOR HEALTH AND FAMILY SERVICES			4	100%	4
MEMORIAL HEALTH CARE SYSTEMS			4	100%	4
Crowne Health Care of Montgomery		4			4
WALGREENS #07034		4			4
GUTHRIE MEDICAL GROUP - CORNING		3	1	25%	4
POWERS PEDIATRICS			4	100%	4
MINNESOTA DEPARTMENT OF HEALTH LABORATORY	1		3	75%	4
PEACEHEALTH LABORATORIES		3	1	25%	4
BUEN PASTOR MEDICAL CENTER, INC			4	100%	4
AIRCARE INTERNATIONAL		4			4
VA SALT LAKE CITY HCS		4			4
UNIVERSITY OF MICHIGAN		2	2	50%	4
YORK HOSPITAL: MICROBIOLOGY			4	100%	4
LUVERNE HEALTH AND REHABILITATION		4			4
MINUTECLINIC DIAG OF IND LLC #1367		4			4
LAKELAND VOLUNTEERS IN MEDICINE INC		3	1	25%	4
OPTUM FLORIDA		3	1	25%	4
Chestnut Park Rehabilitation and Nursing Center		4			4
ST JOSEPHS HOSPITAL PATHOLOGY LAB		3	1	25%	4
CVS AZ5026POCT MESA		4			4
SOUTH MIAMI HOSPITAL		1	3	75%	4
SONIC REFERENCE LABORATORY			4	100%	4
CVS SC2269POCT COLUMBIA		3	1	25%	4
WOMACK ARMY MEDICAL CENTER			4	100%	4
Kroger 186 - The Little Clinic Holiday Manor		3	1	25%	4
AHC of Mckenzie		4			4
Loretto Health and Rehabilitation Center		4			4
CVS MO5655POCT LIBERTY		1	3	75%	4
ARCPPOINT LABS OF ALTAMONTE SPRINGS		2	2	50%	4
ManorCare Rehabilitation Center- Decatur		4			4
FISHERMEN'S HOSPITAL			4	100%	4
RAS MEDICAL SOLUTIONS, LLC		3	1	25%	4
Kennedy University Hospital -Wash Twp L		4			4
DELAWARE PUBLIC HEALTH LABORATORY		2	2	50%	4
CVS MA2297677CV BOSTON		4			4

COVID-19: testing by laboratory

Data through Apr 16, 2021 verified as of Apr 17, 2021 at 09:25 AM

Data in this report are provisional and subject to change.

The numbers in the table below represent the number of Florida and non-Florida residents for whom test results were received by the Department of Health. A person can be tested by more than one laboratory and can have both positive and negative results. **Therefore, the sum of the numbers in each column will be larger than the total number of people tested.**

Reporting lab	Inconclusive	Negative	Positive	Percent positive	Total
EXTENDICARE HEALTH & REHAB CENTER		4			4
ARCPPOINT LABS OF FORT LAUDERDALE, FL CENTRAL		1	3	75%	4
PANCARE HEALTH - PONCE DE LEON			4	100%	4
CANDLER HOSPITAL PATHOLOGY LABORATORY		2	2	50%	4
JFK INTERNAL MEDICINE FACULTY PRACTICE		2	2	50%	4
CVS TX5807POCT PEARLAND		4			4
GRADY MEMORIAL HOSPITAL/MICRO			4	100%	4
BARTON MEMORIAL HOSPITAL		3	1	25%	4
FAMILY MEDICINE AT WATERMAN		4			4
MEDEXPRESS URGENT CARE - FORT SMITH		4			4
CENTERPLACE HEALTH, INC			4	100%	4
ELITE PRIMARY CARE OF WAYCROSS		1	3	75%	4
CAREWELL URGENT CARE			4	100%	4
MEDICINE SHOPPE #1306 THE		3	1	25%	4
CVS CA9963POCT SAN DIEGO		4			4
BRENTWOOD SENIOR LIVING AT ST PETE			4	100%	4
VITAL CARE URGENT CARE			4	100%	4
GERALD CHAMPION REGIONAL MEDICAL CENTE		4			4
INTRACOASTAL LABS INC		4			4
HARBOUR ISLAND PEDIATRICS LLC			4	100%	4
PINELLAS POINT NURSING AND REHAB			4	100%	4
MEMORIAL HEALTHCARE SYSTEM		1	3	75%	4
CVS PA10825POCT PLYMOUTH MEETING		4			4
CLINICAL CARE CENTER, INC			4	100%	4
CONSULATE HEATH CARE AT WEST ALTAMONTE			4	100%	4
Kroger 125 - The Little Clinic Castle Rock		3	1	25%	4
MINUTECLINIC OF NEVADA-2955 S FT APACH		4			4
MAURY REGIONAL MEDICAL CENTER		4			4
WILLOWS AT WILDWOOD, THE			4	100%	4
WILLOW CREEK RETIREMENT CENTER		4			4
INFINITI LABS INC			4	100%	4
THE OASIS ALF		4			4
CFS WELLNESS AND MED SPA LLC			4	100%	4
FLORIDA DEPARTMENT OF HEALTH (FDOH)		2	2	50%	4
REVA INC			4	100%	4
Georgiana Health and Rehabilitation, LLC		4			4
Marian Manor, Inc		4			4
NOT GIVEN		1	3	75%	4
MINUTECLINIC DIAG OF IND, LLC #10190		4			4
Kroger 752 - The Little Clinic Central Station		3	1	25%	4
MEDAC AT PORTERS NECK			4	100%	4
LEESBURG REGIONAL MEDICAL CENTER URGENT CARE			4	100%	4
MARK HOANG MD PA			4	100%	4
CLINICAL LABORATORIES OF THE BUFFALO		3	1	25%	4
CULLMAN REGIONAL MEDICAL CENTER		3	1	25%	4
IMIC INC RESEARCH			4	100%	4

COVID-19: testing by laboratory

Data through Apr 16, 2021 verified as of Apr 17, 2021 at 09:25 AM

Data in this report are provisional and subject to change.

The numbers in the table below represent the number of Florida and non-Florida residents for whom test results were received by the Department of Health. A person can be tested by more than one laboratory and can have both positive and negative results. **Therefore, the sum of the numbers in each column will be larger than the total number of people tested.**

Reporting lab	Inconclusive	Negative	Positive	Percent positive	Total
MEDEXPRESS URGENT CARE - BECKLEY		2	2	50%	4
HARBORCHASE OF VILLAGES CROSSING			4	100%	4
IVY CREEK URGENT CARE OF ENTERPRISE			4	100%	4
REFUGE A HEALING PLACE, THE			4	100%	4
CVS MA2401POCT MARSHFIELD		3	1	25%	4
FLORIDA HEALTH CARE PLANS STIRLING CENTER			4	100%	4
Kroger 339 - The Little Clinic Highlands - Bardstown Road		4			4
BELLIN HEALTH LAB		1	3	75%	4
HEART OF FLORIDA HEALTH CENTER INC		1	3	75%	4
MARSHFIELD LABORATORIES			4	100%	4
ST. MARY'S HOSPITAL			4	100%	4
NHC HealthCare, Pulaski		4			4
DERMATOLOGY SPECIALISTS OF FL - DR. JON WARD			4	100%	4
CVS TX8387POCT AUSTIN		4			4
ST LUCIE COUNTY HEALTH DEPARTMENT		3	1	25%	4
Health Care Center of Jacksonville			4	100%	4
PORT ORANGE NURSING & REHAB			4	100%	4
SOUTHWESTERN REGIONAL MEDICAL CENTER - TULSA		4			4
PREMIER PEDIATRICS LLC			4	100%	4
RML PHARMACY PC		4			4
FLORIDA HEART AND VASCULAR			4	100%	4
TOTAL RENAL LAB		3	1	25%	4
MOBILE URGENT CARE			4	100%	4
LIFEHOPE LABS			4	100%	4
REHABILITATION CENTER OF WINTER PARK,THE			4	100%	4
CARENOW-LEBANON		2	2	50%	4
PANCARE HEALTH YOUNGSTOWN			4	100%	4
PRESBYTERIAN FAMILY HEALTHCARE-KASEMAN		4			4
NOVANT HEALTH PRESBYTERIAN		2	1	33%	3
EASTERN NEW MEXICO MEDICAL CENTER		3			3
MARYLAND STATE DEPT OF HEALTH	2		1	33%	3
LEE MEMORIAL HOSPITAL BLOOD GAS LAB			3	100%	3
EAST NAPLES PEDIATRICS			3	100%	3
JUPITER INTERNAL MEDICINE AND ASSOCIATES			3	100%	3
PLANT CITY FAMILY CARE		3			3
CVS NJ2508POCT MANALAPAN		3			3
Greystone Health Care Center		3			3
MEDEXPRESS-HOUSTON EAST FWY		1	2	67%	3
CHEROKEE COUNTY HEALTH AND REHAB CENTER		3			3
CVS NC7548POCT FUQUAY VARINA		2	1	33%	3
Edward Hines, Jr. VA Hospital		2	1	33%	3
MINUTECLINIC, LLC #07876		2	1	33%	3
KIDSVILLE PEDIATRICS IV PA		1	2	67%	3
CVS TX7825POCT FRISCO		2	1	33%	3
BROOKDALE SENIOR LIVING			3	100%	3
CVS CA9803POCT RIVERSIDE		3			3

COVID-19: testing by laboratory

Data through Apr 16, 2021 verified as of Apr 17, 2021 at 09:25 AM

Data in this report are provisional and subject to change.

The numbers in the table below represent the number of Florida and non-Florida residents for whom test results were received by the Department of Health. A person can be tested by more than one laboratory and can have both positive and negative results. **Therefore, the sum of the numbers in each column will be larger than the total number of people tested.**

Reporting lab	Inconclusive	Negative	Positive	Percent positive	Total
MCGUFFEY HEALTH CARE CENTER INC		3			3
COL CROSSROAD		1	2	67%	3
MARRA'S PHARMACY		3			3
CVS AZ7263POCT PHOENIX		3			3
MAYO CLINIC BEACHES PRIMARY CARE CTR		3			3
Walgreens #5984		3			3
CVS AZ1720POCT QUEEN CREEK		3			3
Westside Terrace		3			3
GRASSY SPRAIN PHARMACY INC		3			3
IOWA DEPARTMENT OF PUBLIC HEALTH			3	100%	3
ACL LABORATORIES INDUSTRIAL TOXICOLOGY			3	100%	3
Huntington Health Care and Rehabilitation Center		3			3
EFFINGHAM HOSP, INC, DBA EFFINGHAM HEALTH		3			3
PATHOLOGY REFERENCE LAB LLC			3	100%	3
SOLERA SPECIALTY PHARMACY LLC		2	1	33%	3
RICHMOND CITY DEPARTMENT OF PUBLIC HEALTH			3	100%	3
CVS IN6551POCT MOORESVILLE		3			3
CONCENTRA - PLANTATION		3			3
Wynfield Park Health and Rehabilitation		3			3
BOLING, STEPHANIE		3			3
LIFEGUARD AMBULANCE SERVICE LLC - BAY COUNTY			3	100%	3
ASPEN VALLEY HOSPITAL			3	100%	3
CVS SC5471POCT LEXINGTON		2	1	33%	3
ESTERO FIRE RESCUE		3			3
CVS MA654POCT ACTON		3			3
YATES COUNTY PUBLIC HEALTH		3			3
BNC Medical Investors, LLC Berrien Nursing & Rehabilitation Center		3			3
SINAI POST ACUTE NURSING AND REHAB CE		3			3
PEDIATRICS IN NORTH FLORIDA PA			3	100%	3
MT CARMEL PHARMACY INC		3			3
USCG ABBOTT BINAXNOW		2	1	33%	3
VICAR'S LANDING NURSING HOME		2	1	33%	3
MONTANA PUBLIC HEALTH LAB			3	100%	3
TRISTAR WELLNESS, LLC		3			3
HALIFAX HEALTH CARE FOR WOMEN		3			3
VALHALLA MEDICS		3			3
ADVANCED URGENT CARE CENTER OF THE UPPER KEYS		1	2	67%	3
UNIVERSITY HEALTH SERVICES RIVER CAMPUS		2	1	33%	3
MEDEXPRESS URGENT CARE, CHAMBERSBURG		2	1	33%	3
CENTURY LINK SPORTS COMPLEX			3	100%	3
ADVANCED MEDICAL RESEARCH CENTER LLC			3	100%	3
NOVA SOUTHEASTERN UNIVERSITY		2	1	33%	3
WYOMING DEPT OF HEALTH			3	100%	3
SHANDS AT LAKE SHORE LAB		1	2	67%	3
PEACE OF MIND REHAB CENTER		3			3
NORTHWELL HEALTH			3	100%	3

COVID-19: testing by laboratory

Data through Apr 16, 2021 verified as of Apr 17, 2021 at 09:25 AM

Data in this report are provisional and subject to change.

The numbers in the table below represent the number of Florida and non-Florida residents for whom test results were received by the Department of Health. A person can be tested by more than one laboratory and can have both positive and negative results. **Therefore, the sum of the numbers in each column will be larger than the total number of people tested.**

Reporting lab	Inconclusive	Negative	Positive	Percent positive	Total
GEISINGER COMMUNITY MEDICAL CENTER			3	100%	3
MEDEXPRESS URGENT CARE - NORTH LITTLE		2	1	33%	3
EAST TENNESSEE CHILDREN'S HOSPITAL		2	1	33%	3
SOFTCELL L-FORM LABORATORIES, LLC			3	100%	3
PROMPT CARE OF CENTRAL FLORIDA LLC			3	100%	3
HEALTH AND WELLNESS URGENT CARE LLC			3	100%	3
Arbors at Marietta		3			3
HARBORCHASE OF STUART			3	100%	3
MINUTECLINIC DIAG OF IND, LLC #6908		3			3
FLAGLER FAMILY MEDICINE PA			3	100%	3
Maryfield Inc. dba Pennybyrn		3			3
ADVENT HEALTH MEDICAL GROUP FAMILY MEDICINE			3	100%	3
TMH REHABILITATION CENTER		3			3
PRECIDENT FLORIDA		3			3
WALGREENS #10264		3			3
Kroger 768 - The Little Clinic Leestown Rd		2	1	33%	3
ADVENTHEALTH MEDICAL GROUP ADULT AND SENIOR HEALTH			3	100%	3
ST. LUKE'S HOSPITAL - BETHLEHEM CAMPUS		1	2	67%	3
MEMORIAL HERMANN CONSOLIDATED LABORATORY SERVICES			3	100%	3
QUALITY LABORATORY SERVICE		2	1	33%	3
CVS IN6605POCT INDIANAPOLIS		2	1	33%	3
HEARTLAND - CHARLESTON OF HANAHAN SC,		3			3
24TH WEAPONS OF MASS DESTRUCTION - CIVIL SUPPORT		3			3
MINUTECLINIC DIAGNOSTIC OF OHIO #6192		3			3
COMMUNITY MEDICAL CENTER			3	100%	3
CVS IL3163POCT OAK PARK		3			3
CVS TX7675POCT RED OAK		1	2	67%	3
OPTUM PRIMARY CARE - SILVER LAKES			3	100%	3
GENDERXPRESS/PICTURE ME PERFECT IMAGING			3	100%	3
HUMC		1	2	67%	3
UHEALTH CORAL SPRINGS			3	100%	3
LAHEY CLINIC MEDICAL CENTER			3	100%	3
John Knox Manor Inc II		2	1	33%	3
HEALGEN SCIENTIFIC			3	100%	3
GONZALEZ MD AND ASWAD MD HEALTH SERVICES			3	100%	3
MEDEXPRESS URGENT CARE GREENSBURG		2	1	33%	3
GUTHRIE CORNING HOSPITAL LABORATORY		3			3
SAVANNAH COVE		3			3
CHILDREN'S HEALTHCARE OF ATLANTA AT EG		3			3
TRUE HEALTH - LAKE UNDERHILL		3			3
CVS PA7132POCT THORNDALE		3			3
NC STATE LABORATORY OF PUBLIC HEALTH		3			3
FLORIDA LABORATORY ANALYSIS, LLC			3	100%	3
CVS PA371POCT PHILADELPHIA		3			3
NEW GEN LABS			3	100%	3
CROWNE HEALTH CARE OF FORT PAYNE		2	1	33%	3

COVID-19: testing by laboratory

Data through Apr 16, 2021 verified as of Apr 17, 2021 at 09:25 AM

Data in this report are provisional and subject to change.

The numbers in the table below represent the number of Florida and non-Florida residents for whom test results were received by the Department of Health. A person can be tested by more than one laboratory and can have both positive and negative results. **Therefore, the sum of the numbers in each column will be larger than the total number of people tested.**

Reporting lab	Inconclusive	Negative	Positive	Percent positive	Total
RAJ K PAI MD PA			3	100%	3
INTERNAL MEDICINE AND WOUND CARE SPECIALIST LLC		3			3
NORTH COUNTRY FAMILY HEALTH CENTER INC		3			3
ALABAMA DEPT PUBLIC HEALTH			3	100%	3
MINUTECLINIC DIAG OF IND, LLC #6483		1	2	67%	3
HIALEAH SHORES NURSING AND		2	1	33%	3
UNIVERSITY OF KANSAS MEDICAL CENTER			3	100%	3
HEPATOLOGY DIAGNOSTIC LAB			3	100%	3
INTERNAL MEDICINE & PEDIATRICS WELLNESS CENTER			3	100%	3
THE DOCTOR'S OFFICE OF WEST CALDWELL		3			3
MINUTECLINIC DIAGNOSTIC OF TEXAS, LLC #7435		2	1	33%	3
RCA LABORATORY SERVICES LLC			3	100%	3
LOCH HAVEN PEDIATRICS			3	100%	3
CATSKILL REGIONAL MEDICAL CENTER		3			3
OLYMPUS HEALTH AND PERFORMANCE			3	100%	3
MEDEXPRESS URGENT CARE - CHERRY HILL		3			3
WEILL CORNELL MEDICAL ASSOCIATES - EAST SIDE		3			3
BROOKDALE LAKE MARY			3	100%	3
ANN STORCK CENTER INC		3			3
FIRST CARE - MIDDLESBORO			3	100%	3
SEMINOLE FAMILY HEALTH CENTER		3			3
BROOKDALE OAKBRIDGE		1	2	67%	3
CVS NC2749POCT CONCORD		3			3
TAMPA INTERNATIONAL AIRPORT			3	100%	3
ISLAND NURSING HOME		2	1	33%	3
AFC URGENT CARE/FARRAGUT			3	100%	3
NEW YORK STATE DEPARTMENT OF HEALTH		1	2	67%	3
CVS GA5637POCT VILLA RICA		3			3
NEMOURS CHILDRENS PRIMARY CARE HORIZON WEST			3	100%	3
Medilodge of Montrose		3			3
FELICIDAD MEDICAL CENTER INC			3	100%	3
COVANCE CLS			3	100%	3
MID-FLORIDA PATHOLOGY LLC - MOBILE UNIT # 3		1	2	67%	3
JACKSONVILLE VA OPC			3	100%	3
DASCENA LAB			3	100%	3
BAYSHORE MEDICAL CENTER LABORATORY		3			3
CVS PA4000POCT INDIANA		3			3
HOPE HEALTH CARE, LLC		3			3
GINKGO-IXLAYER		3			3
NATIONAL JEWISH HEALTH			3	100%	3
CVS IL4778POCT EVANSTON		3			3
WOODMARK AT UPTOWN ASSISTED LIVING		3			3
FOUR WINDS BEHAVIORAL HEALTH		3			3
CVS IL2297144CV CHICAGO		3			3
EASTSIDE MEDICAL CENTER		3			3
EMORY CRAWFORD LONG HOSPITAL			3	100%	3

COVID-19: testing by laboratory

Data through Apr 16, 2021 verified as of Apr 17, 2021 at 09:25 AM

Data in this report are provisional and subject to change.

The numbers in the table below represent the number of Florida and non-Florida residents for whom test results were received by the Department of Health. A person can be tested by more than one laboratory and can have both positive and negative results. **Therefore, the sum of the numbers in each column will be larger than the total number of people tested.**

Reporting lab	Inconclusive	Negative	Positive	Percent positive	Total
NORTHEAST FLORIDA INTERNAL MEDICINE PA		3			3
FREDERICK MEMORIAL HOSPITAL			3	100%	3
ALLIANCE LABS @LRMC			3	100%	3
MEDEXPRESS URGENT CARE - DANVILLE		3			3
Kroger 571 - The Little Clinic Hendersonville		1	2	67%	3
AFC URGENT CARE GUNBARREL			3	100%	3
MEDFUSION		2	1	33%	3
MID FLORIDA CLINICAL LABORATORY		2	1	33%	3
LITTLE SPURS PEDIATRIC URGENT CARE		1	2	67%	3
GYN PATH SERVICES			3	100%	3
MEDEXPRESS URGENT CARE-CHIPPEWA		2	1	33%	3
CVS CA9492POCT YORBA LINDA		3			3
PINELLAS PARK HEALTH CENTER - PINELLAS CHD		1	2	67%	3
MANATEE URGENT CARE LLC			3	100%	3
CVS MINUTE CLINIC DIAGNOSTIC MED GRP		3			3
TARRANT COUNTY PUBLIC HEALTH		3			3
Kroger 758 - The Little Clinic Providence		3			3
CARTERSVILLE MEDICAL CENTER		1	2	67%	3
AKRON GENERAL MEDICAL CENTER MAIN		3			3
CVS PA1657POCT YORK		2	1	33%	3
LUCID LABORATORY SERVICES		3			3
Michael J Crescenz VA Outpatient Dialysis Center		3			3
PREMIER MOBILE HEALTH SERVICES, LLC		1	2	67%	3
CVS MI8091POCT FRASER		2	1	33%	3
BAYSTATE MEDICAL CENTER		1	2	67%	3
CVS PA7611POCT ALLISON PARK		3			3
Kroger 592 - The Little Clinic Alexander Plaza		2	1	33%	3
C19 LABS			3	100%	3
LEGACY ER AND URGENT CARE			3	100%	3
MINUTECLINIC, LLC #05814		3			3
CVS MO5727POCT PLATTE CITY		3			3
CHILDREN'S HEALTHCARE OF ATLANTA		3			3
GARDENS PEDIATRICS			3	100%	3
CVS IL8750POCT CHICAGO		1	2	67%	3
CVS SC2497POCT LEXINGTON		3			3
CVS CA9858POCT SANTA CLARITA		3			3
SKIPPACK MEDICAL LAB			3	100%	3
QUEST DIAGNOSTICS CLINICAL LABORATORIES INC		2	1	33%	3
PEDIATRICS BY THE SEA JOG RD OFFICE			3	100%	3
WHITE EARTH IHS MAIN LAB		3			3
TRINITY PEDIATRICS			3	100%	3
CROSSROADS URGENT CARE PLLC		3			3
ADVENTHEALTH WATERMAN COMMUNITY CLINIC			3	100%	3
EASTMAN HEALTHCARE & REHAB		3			3
CVS PHARMACY INC DBA CVS/PHARMACY #10908		3			3
VIRGINIA DIVISION OF CONSOLIDATED LABORATORIES			3	100%	3

COVID-19: testing by laboratory

Data through Apr 16, 2021 verified as of Apr 17, 2021 at 09:25 AM

Data in this report are provisional and subject to change.

The numbers in the table below represent the number of Florida and non-Florida residents for whom test results were received by the Department of Health. A person can be tested by more than one laboratory and can have both positive and negative results. **Therefore, the sum of the numbers in each column will be larger than the total number of people tested.**

Reporting lab	Inconclusive	Negative	Positive	Percent positive	Total
MEDEXPRESS URGENT CARE - HACKETTSTOWN		2	1	33%	3
NASSAU COUNTY HEALTH DEPARTMENT		3			3
JS HEALTHCARE		2	1	33%	3
FAMILY CARE SPECIALISTS OF ORLANDO			3	100%	3
LOYOLA UNIVERSITY MEDICAL CENTER LABORATORY			3	100%	3
CENTRAL DUPAGE HOSPITAL			3	100%	3
EVENING PEDIATRICS INC		1	2	67%	3
CVS SC4382POCT SPARTANBURG		3			3
NORTHCREST MEDICAL CENTER		1	2	67%	3
ROYAL PALM RETIREMENT CENTRE		3			3
IP BOISE 1		2	1	33%	3
PARKLAND HEALTH & HOSPITAL			3	100%	3
CVS KY2332POCT GEORGETOWN		2	1	33%	3
OMNI HEALTHCARE INC		1	2	67%	3
MEDEXPRESS URGENT CARE, BELLE VERNON		3			3
BAPTIST HEALTH SURGERY CENTER AT NORTHPOINT			3	100%	3
CARENOW-ATASCOCITA			3	100%	3
CVS CA9103POCT ESCONDIDO		3			3
CVS TN7144POCT BARTLETT		3			3
Concordia Village of Tampa			3	100%	3
PREMIER FAMILY AND SPORTS MEDICINE		2	1	33%	3
Glenview Terrace Nursing Center		3			3
SOFTLAB			3	100%	3
MINUTECLINIC DIAGNOSTIC OF NEW MEXICO LLC #7552		3			3
Kroger 388 - The Little Clinic Braelinn Village		3			3
NORTH CAROLINA DEPT OF HEALTH & HUMAN SRVCS STATE LAB OF PUBLIC HEALTH			3	100%	3
CVS TX2876POCT PROSPER		3			3
HOCHBERG LOWER SCHOOL		3			3
LRHS Florida Poly Tech		3			3
WEST COCOA PHARMACY			3	100%	3
SSM HEALTH ST LOUIS MICROBIOLOGY LABORATORY		1	2	67%	3
F W HUSTON MEDICAL CENTER SENIOR LIVIN		3			3
BOSTON MEDICAL CENTER			3	100%	3
GARCIA MORALES NELSON			3	100%	3
OLEAN GENERAL HOSPITAL		3			3
Kings County Hospital Center			3	100%	3
PHYSICIANS MEDICAL CENTER		3			3
CVS KS676POCT LAWRENCE		2	1	33%	3
WAL-MART STORES EAST LP		2	1	33%	3
CVS NJ837POCT MARLTON		3			3
STARLING AT SAN JOSE			3	100%	3
CANOPY AT HARPER LAKE, THE			3	100%	3
WALGREENS #05477		3			3
ST. PETERSBURG PEDIATRICS- 38TH AVENUE			3	100%	3
BRADENTON PHYSICIAN MEDICAL CENTER			3	100%	3
WALGREENS #3811		1	2	67%	3

COVID-19: testing by laboratory

Data through Apr 16, 2021 verified as of Apr 17, 2021 at 09:25 AM

Data in this report are provisional and subject to change.

The numbers in the table below represent the number of Florida and non-Florida residents for whom test results were received by the Department of Health. A person can be tested by more than one laboratory and can have both positive and negative results. **Therefore, the sum of the numbers in each column will be larger than the total number of people tested.**

Reporting lab	Inconclusive	Negative	Positive	Percent positive	Total
MINUTECLINIC DIAGNOSTIC OF WISCONSIN,		3			3
NORTH SHORE HOSP. INFECTION CONTROL			3	100%	3
CVS MA920POCT CLINTON		3			3
PARRISH MEDICAL CENTER-WAIVED TESTING		3			3
JERSEY IRISH MEDICAL (DBA AFC URGENT C		2	1	33%	3
WEST TN HEALTH MED NORTH		3			3
KISSIMMEE URGENT CARE		3			3
OPP HEALTH AND REHABILITATION		3			3
WALGREENS #07502		3			3
CVS MA217POCT TEWKSBURY		3			3
NEMOURS CHILDRENS PRIMARY CARE MAITLAND			3	100%	3
FAMILY TREE MEDICAL GROUP PA		2	1	33%	3
Broadview Multi-Care Center		3			3
HOUSTON METHODIST HOSPITAL			3	100%	3
UVA HEALTH SYSTEM MEDICAL LABORATORIES			3	100%	3
MUNSON MEDICAL CENTER			3	100%	3
FLORIDA MENTOR-POINT WEST CLUSTER		3			3
HELIX URGENT CARE			3	100%	3
MEDEXPRESS URGENT CARE - WHEELING		2	1	33%	3
BROOME COUNTY HEALTH DEPARTMENT		2	1	33%	3
HARBOUR'S EDGE		2	1	33%	3
CALLE OCHO DIALYSIS			3	100%	3
AFFORDABLE PRIMARY CARE LLC		3			3
LEE CONVENIENT CARE AT SUMMERLIN			3	100%	3
TANNER MEDICAL CENTER LABORATORY		3			3
TIEHH BIOTERRORISM RESPONSE LAB			3	100%	3
PIEDMONT ROCKDALE HOSPITAL		2	1	33%	3
SENTARA NORFOLK GENERAL HOSPITAL CENTRAL LAB			3	100%	3
SOUTHCARE PHARMACY INC		1	2	67%	3
APEX CLINICAL LABORATORIES INC		3			3
ALLEGHENY GENERAL HOSPITAL			3	100%	3
CVS CT288POCT BRISTOL		2	1	33%	3
Mitchell Hollingsworth Nursing and Rehab		3			3
CVS NJ715POCT WAYNE		3			3
TAMPA		1	2	67%	3
SERENADES BY SONATA		1	2	67%	3
Rosedale Green		3			3
CVS CA9823POCT SACRAMENTO		3			3
THE PATHOLOGY LABORATORY		1	2	67%	3
CVS CA9485POCT MISSION VIEJO		3			3
CGH MEDICAL CENTER			3	100%	3
PUBLIC HEALTH TRUST OF MIAMI DADE COUNTY			3	100%	3
BAPTIST PRIMARY CARE, INC.		2	1	33%	3
CVS RI326POCT NORTH SMITHFIELD		3			3
SUN TERRACE HEALTH CARE CENTER			3	100%	3
MINUTECLINIC DIAGNOSTIC OF NEVADA-9586		2	1	33%	3

COVID-19: testing by laboratory

Data through Apr 16, 2021 verified as of Apr 17, 2021 at 09:25 AM

Data in this report are provisional and subject to change.

The numbers in the table below represent the number of Florida and non-Florida residents for whom test results were received by the Department of Health. A person can be tested by more than one laboratory and can have both positive and negative results. **Therefore, the sum of the numbers in each column will be larger than the total number of people tested.**

Reporting lab	Inconclusive	Negative	Positive	Percent positive	Total
CARECENTER PHARMACY, LLC		3			3
INTERCOASTAL FAMILY PRATICE		1	2	67%	3
Magnolia Health and Rehab Center			3	100%	3
NORTHWEST FLORIDA CLINICAL LAB		1	2	67%	3
GREENTREE MEDICAL CENTER			3	100%	3
CAREHERE LLC			3	100%	3
MEDEXPRESS URGENT CARE - TOPEKA, SW WANAMAKER RD		3			3
Village on the Green			3	100%	3
WHOLE CHILD PEDIATRICS			3	100%	3
CVS MA1006POCT BROCKTON		3			3
MEDICAL SERVICES OF AMERICA HOME HEALTH		3			3
TERRACE OF ST CLOUD, THE		2	1	33%	3
ADVENTHEALTH MEDICAL GROUP PEDIATRICS AT APOKA		3			3
NORTH BROWARD HOSPITAL DISTRICT HEALTHCARE FOR THE HOMELESS			3	100%	3
SUPER HEALTH PHARMACY LLC		3			3
CVS PA2687POCT EXTON		3			3
SPRING LAKE REHABILITATION CENTER			3	100%	3
Lebanon VAMC		2	1	33%	3
SOUTH COUNTY MENTAL HEALTH CENTER INC			3	100%	3
Lakeview Village		3			3
Grandview Health Care Center		3			3
ACCESS 365 URGENT CARE LLC		1	2	67%	3
MINUTE CLINIC LLC #1831		3			3
320 S TRANSIT ST		3			3
SANFORD MOBILE LAB			3	100%	3
PHYSICIANS CARE INC		1	2	67%	3
MEDICAL CENTER OF THE ROCKIES			3	100%	3
MEDEXPRESS URGENT CARE - LITTLE ROCK		2	1	33%	3
GULF COAST IMMEDIATE CARE CENTER		1	2	67%	3
MEDEXPRESS URGENT CARE - ANDERSON		3			3
WALGREENS # 09788		3			3
COMMUNICABLE DISEASE CONTROL/PUBLIC HEALTH EMERGENCY PREPAREDNESS			3	100%	3
LIVINGSTON COUNTY DEPT OF HEALTH REPRO			3	100%	3
AUSTIN PUBLIC HEALTH			3	100%	3
PREMIER CLINICAL RESEARCH INSTITUTE INC			3	100%	3
CERTIVIA LABORATORIES			3	100%	3
ONslow MEMORIAL HOSPITAL LABORATORY		3			3
US SPECIALTY LABS			3	100%	3
Gracemore Nursing and Rehab		3			3
NORTH DAKOTA DEPT OF HEALTH MICROBIOLOGY		1	2	67%	3
CVS NE8616POCT LINCOLN		1	2	67%	3
MARYWOOD NURSING CARE CENTER		3			3
TEMPUS_LABS			3	100%	3
ADVENTHEALTH SEBRING- INFECTION CONTROL DEPARTMENT			3	100%	3
BROADWAY HEALTH FLORIDA MEDICAL CLINIC URGENT CARE			3	100%	3
MIDWAY SPECIALTY CARE RX LLC		1	2	67%	3

COVID-19: testing by laboratory

Data through Apr 16, 2021 verified as of Apr 17, 2021 at 09:25 AM

Data in this report are provisional and subject to change.

The numbers in the table below represent the number of Florida and non-Florida residents for whom test results were received by the Department of Health. A person can be tested by more than one laboratory and can have both positive and negative results. **Therefore, the sum of the numbers in each column will be larger than the total number of people tested.**

Reporting lab	Inconclusive	Negative	Positive	Percent positive	Total
CVS IN6757POCT COLUMBUS		3			3
HARBORCHASE OF GAINESVILLE			3	100%	3
MINUTECLINIC DIAGNOSTIC OF PA LLC		3			3
PANCARE HEALTH - FRANKLIN CO			3	100%	3
CUMBERLAND MEDICAL CENTER INC		3			3
VA OUTPATIENT CLINIC-NEW PORT RICHEY			3	100%	3
CAMPAZZI CONCIERGE MEDICAL SERVICES		2	1	33%	3
ALLIED PHYSICIANS GROUP PLLC		3			3
MARLBORO URGENT CARE		3			3
NORTHERN LIGHT LABORATORY		1	2	67%	3
NEMOURS CHILDREN'S URGENT CARE LAKE NONA			3	100%	3
MEDIC INFUSION PA		3			3
PENSACOLA MEDICAL CLINIC LLC			3	100%	3
MARTIN MEDICAL CENTER INC		1	2	67%	3
OHIO HEALTH DOCTORS HOSPITAL			3	100%	3
MEDEXPRESS URGENT CARE - RUNNEMEDE		1	2	67%	3
VELOCITY CARE			3	100%	3
ACCESS LABORATORIES LLC			3	100%	3
OPENTRONS PRL		2	1	33%	3
THOMAS LANGLEY			3	100%	3
SCIENTIFIC LABORATORY DIVISION			3	100%	3
COMMUNITY HEALTH CENTERS OF PINELLAS, INC		1	2	67%	3
VA PRIMARY CARE ANNEX			3	100%	3
THE DOCTORS OFFICE OF BRICK, LLC		3			3
Kroger 522 - The Little Clinic Gahanna		2	1	33%	3
MEDEXPRESS URGENT CARE - RICHMOND, W BROAD ST		3			3
VIRTUA MEMORIAL HOSPITAL BURLINGTON COUNTY		1	2	67%	3
ACCESS HEALTH CARE		2	1	33%	3
LAURELLWOOD NURSING CENTER		1	2	67%	3
BASCOM PALMER EYE INSTITUTE			3	100%	3
Kroger 635 - The Little Clinic Dacula		3			3
PROPATH			3	100%	3
CVS MA1945POCT HANOVER		3			3
DEBORAH HEART AND LUNG CENTER		3			3
FLORIDA HOSPITAL PHYSICIANS GROUP		1	2	67%	3
CVS OH2486POCT NILES		1	2	67%	3
ORLANDO AIRPORT DIALYSIS		3			3
URGENT DOC - URGENT CARE CLINIC			3	100%	3
MEMORIAL HERMANN			3	100%	3
FAMILY FIRST PEDIATRICS			3	100%	3
CVS NV8784POCT LAS VEGAS		2	1	33%	3
MINUTECLINIC DIAGNOSTIC PA #3344		3			3
Wilkes-Barre VAMC		3			3
CVS IL2798POCT CHICAGO		1	2	67%	3
FRESENIUS KIDNEY CARE			3	100%	3
ADVANCE FAMILY PRACTICE LLC			3	100%	3

COVID-19: testing by laboratory

Data through Apr 16, 2021 verified as of Apr 17, 2021 at 09:25 AM

Data in this report are provisional and subject to change.

The numbers in the table below represent the number of Florida and non-Florida residents for whom test results were received by the Department of Health. A person can be tested by more than one laboratory and can have both positive and negative results. **Therefore, the sum of the numbers in each column will be larger than the total number of people tested.**

Reporting lab	Inconclusive	Negative	Positive	Percent positive	Total
TMH PHYSICIAN PARTNERS BLOUNTSTOWN			3	100%	3
MEDEXPRESS URGENT CARE-SELINGSGROVE		2	1	33%	3
PRISMA HEALTH MIDLANDS			3	100%	3
CVS AZ7841POCT TUCSON		3			3
TUFTS MEDICAL CENTER			3	100%	3
CORMEUM LAB SERVICES, LLC			3	100%	3
SCHIFF CENTER FOR LIVER DISEASES		1	2	67%	3
BROOKDALE ALTAMONTE SPRINGS			3	100%	3
SUMMIT MEDICAL GROUP - WEST ORANGE		3			3
BAPTIST OUTPATIENT SERVICES			3	100%	3
Kroger 627 - The Little Clinic Castleberry		2	1	33%	3
ADVANCED PEDIATRICS			3	100%	3
HEALTH EXPRESS		3			3
NEXTCARE WYOMING LLC			3	100%	3
CROSSVILLE MEDICAL GROUP		1	2	67%	3
SOUTH LAKE FAMILY HEALTH CENTER			3	100%	3
MEDEXPRESS URGENT CARE-WILKINS TOWNSHIP, WILLIAM PENN HIGHWAY		3			3
JOAN PHARMA INC		3			3
The Good Shepherd		3			3
St. Josephs Hospital		1	2	67%	3
Kroger 448 - The Little Clinic Mason		3			3
ALL CARE URGENT CARE			3	100%	3
ORCHID COVE DAYTONA			3	100%	3
SURETOX LABORATORY LLC		2	1	33%	3
FULGENT GENETICS HOUSTON		3			3
MINUTECLINIC DIAGNOSTIC, PA		3			3
IMMERSION RESIDENTIAL LLC			3	100%	3
SOMA MEDICAL CENTER PA #3 GREENACRES			3	100%	3
SAN JUAN REGIONAL MEDICAL CENTER		3			3
MINUTECLINIC DIAG OF IND, LLC #5369		2	1	33%	3
ADVICE FOR OPTIMAL WELLNESS, INC			3	100%	3
MED FUSION			3	100%	3
EXETER HOSPITAL		3			3
MANORCARE NURSING & REHABILITATION CENTER-NAPLES		3			3
NASSAU COUNTY HEALTH DEPARTMENT-FERNANDINA BEACH C		3			3
PROHEALTH PRIMARY CARE - GLEN OAKS		3			3
CLINICA HISPANIA			3	100%	3
VIRGINIA DEPARTMENT OF HEALTH DIVISION OF			3	100%	3
MAYO		1	2	67%	3
CELEBRATION PRIMARY CARE ASSOCIATES LLC		3			3
CVS HEALTH, #5962		3			3
HELIX LW UC		1	2	67%	3
TIFTON CARECONNECT URGENT CARE			3	100%	3
MEDICAL CENTER OF CENTRAL GEORGIA			3	100%	3
MISSISSIPPI CARE CENTER OF DEKALB LLC		3			3
ADRIANA M CASTRO MD PA		3			3

COVID-19: testing by laboratory

Data through Apr 16, 2021 verified as of Apr 17, 2021 at 09:25 AM

Data in this report are provisional and subject to change.

The numbers in the table below represent the number of Florida and non-Florida residents for whom test results were received by the Department of Health. A person can be tested by more than one laboratory and can have both positive and negative results. **Therefore, the sum of the numbers in each column will be larger than the total number of people tested.**

Reporting lab	Inconclusive	Negative	Positive	Percent positive	Total
CLINICAL CARE ASSOCIATES, INC			3	100%	3
CVS AZ9290POCT PHOENIX		3			3
CARESPOT-WELLINGTON			3	100%	3
THE OASIS BEACHSIDE		3			3
HOUSTON MEDICAL CENTER			3	100%	3
LEXINGTON MEDICAL CENTER		1	2	67%	3
Cleveland Clinic Weston			3	100%	3
DOCTOR 4 U CLINIC		1	2	67%	3
NEWSTAR MEDICAL LABORATORIES		3			3
RIVERSIDE METHODIST HOSPITAL LAB			3	100%	3
SPARROW CENTRAL LAB			3	100%	3
UHEALTH JACKSON URGENT CARE - CUTLER BAY		1	2	67%	3
GROVES CENTER			3	100%	3
BETHESDA HOSPITAL EAST BLOOD GAS LAB			3	100%	3
Fort Gaines Health and Rehab		3			3
WINDSOR AT OCALA		2	1	33%	3
LAB PLUS, LLC AT ASCENSION SAINT THOMA		3			3
HOMELAND CENTER		3			3
TAYLOR MANOR		1	2	67%	3
NAVAL HOSPITAL CAMP PENDLETON			3	100%	3
Englewood Health and Rehab			3	100%	3
CVS MA969POCT PALMER		3			3
CANOPY PEDIATRICS		3			3
CORTLAND COUNTY HEALTH DEPARTMENT		3			3
EMERALD TRACE		3			3
MEDEXPRESS URGENT CARE-CLOQUET		3			3
ADVENTHEALTH IMAGING LAKE NONA		1	2	67%	3
ASPIRUS WAUSAU HOSPITAL			3	100%	3
FLORIDA HOSPITAL LABORATORIES		3			3
CAPTIAL REGIONAL MEDICAL CENTER			3	100%	3
LEESBURG COMMUNITY HEALTH CENTERS			3	100%	3
UC CORAL GABLES		1	2	67%	3
DOUGLASVILLE NURSING AND REHABILITATIO		3			3
ATLANTIS OUTPATIENT CENTER		3			3
CONCENTRA - ORLANDO SOUTH II		3			3
RAPID CITY RUGENT CARE			3	100%	3
ROANE MEDICAL CENTER		2	1	33%	3
SUNDALE NURSING HOME		3			3
CLARA MAASS TRANSITIONAL CARE UNIT		3			3
SIGNATURE CARE PFLUGERVILLE			3	100%	3
MEDEXPRESS URGENT CARE - LAWRENCE		3			3
CVS IN6572POCT INDIANAPOLIS		3			3
FLORIDA MEDICAL ASSOCIATES		3			3
MEDEXPRESS URGENT CARE - BRIDGEVILLE		3			3
CVS MO10151POCT SPRINGFIELD		2	1	33%	3
CVS OH4359POCT HUDSON		3			3

COVID-19: testing by laboratory

Data through Apr 16, 2021 verified as of Apr 17, 2021 at 09:25 AM

Data in this report are provisional and subject to change.

The numbers in the table below represent the number of Florida and non-Florida residents for whom test results were received by the Department of Health. A person can be tested by more than one laboratory and can have both positive and negative results. **Therefore, the sum of the numbers in each column will be larger than the total number of people tested.**

Reporting lab	Inconclusive	Negative	Positive	Percent positive	Total
Kroger 093 - The Little Clinic Stapleton		2	1	33%	3
SOUTHEASTERN IMMEDIATE CARE- MILLEDGEVILLE GA			3	100%	3
YORK HOSPITAL - LABORATORY			3	100%	3
COOPER UNIVERSITY HOSPITAL LABORATORY		2	1	33%	3
INSPIRA MEDICAL CENTER VINELAND LAB		2	1	33%	3
BLACKWATER RIVER			3	100%	3
FLORIDA GASTROENTEROLOGY ASSOCIATES PA		3			3
DOCTORS HOSPITAL RENAISSANCE			3	100%	3
MERCY HEALTH			3	100%	3
15 TO KNOW			3	100%	3
AVANTE INVERNESS		1	2	67%	3
NHC DICKSON		3			3
BARONESS ERLANGER HOSPITAL		3			3
OHIO DEPARTMENT OF HEALTH LABORATORY		2	1	33%	3
CLEARWATER		2	1	33%	3
CRISP REGIONAL HOSPITAL		3			3
EVERGREEN WOODS HEALTH & REHAB CENTER		2	1	33%	3
BEEBE MEDICAL CENTER LABORATORY		3			3
Bainbridge Health and Rehab		3			3
COASTAL SKIN SURGERY AND DERMATOLOGY PL		3			3
CVS TX7156POCT RICHARDSON		3			3
ALOHA HOME CARE LLC DBA ACCENTCARE HOME HEALTH OF		3			3
COVENANT PEDIATRICS		1	2	67%	3
Florida Baptist Retirement Center		1	2	67%	3
AVALON MEDICAL GROUP		1	2	67%	3
2412 LEBANON PIKE		2	1	33%	3
CVS NE5714POCT OMAHA		2	1	33%	3
NORTH NAPLES HOSPITAL RESPIRATORY THERAPY DEPARTMENT			3	100%	3
SISD EMPLOYEE HEALTH CLINIC			3	100%	3
MEDICAL CITY DALLAS HOSPITAL			3	100%	3
HELIX BIOMEDICS LLC			3	100%	3
CVS TX19POCT SPRING		3			3
CVS M08555POCT KANSAS CITY		3			3
NEBRASKA MEDICAL CENTER			3	100%	3
Kroger 387 - The Little Clinic Hubbards Lane		3			3
MEDEXPRESS URGENT CARE, HANOVER		2	1	33%	3
WALGREENS NO 19542		3			3
UNITY HEALTH AND REHABILITATION CENTER			3	100%	3
GREATER MOBILE URGENT CARE - SPRINGHILL			3	100%	3
AZALEALAND NURSING HOME		3			3
Hackensack Univ Medical Center At Pasc		2	1	33%	3
AMI ST FRANCIS HOSPITAL LABORATORY		2	1	33%	3
CORNERSTONE DRUG AND GIFT INC		3			3
CCRX OF NORTH CAROLINA, LLC		2	1	33%	3
Birchaven		3			3
ERIE COUNTY PUBLIC HEALTH CLINICAL		3			3

COVID-19: testing by laboratory

Data through Apr 16, 2021 verified as of Apr 17, 2021 at 09:25 AM

Data in this report are provisional and subject to change.

The numbers in the table below represent the number of Florida and non-Florida residents for whom test results were received by the Department of Health. A person can be tested by more than one laboratory and can have both positive and negative results. **Therefore, the sum of the numbers in each column will be larger than the total number of people tested.**

Reporting lab	Inconclusive	Negative	Positive	Percent positive	Total
STRINGFELLOW MEMORIAL HOSPITAL		3			3
LIFE CARE CENTER OF SKAGIT VALLEY		3			3
NEBRASKA DEPARTMENT OF HEALTH AND HUMAN SERVICES			3	100%	3
NASON HOSPITAL			3	100%	3
MINUTECLINIC, LLC #05891		2	1	33%	3
Good Samaritan Society - Fairfield Glade		3			3
MEDEXPRESS URGENT CARE - CEDAR KNOLLS		3			3
PICHARDO CLINIC, THE		1	2	67%	3
LINCOLN MEDICAL CENTER		3			3
CABELL HUNTINGTON HOSPITAL CLINICAL LAB			3	100%	3
CTRS			3	100%	3
HILLVIEW LABORATORY			3	100%	3
MEDEXPRESS URGENT CARE, HERMITAGE		1	2	67%	3
RIGHT AT HOME			3	100%	3
HOLY CITY MED URGENT CARE			3	100%	3
BAPTIST PRIMARY CARE FERNANDINA BEACH			3	100%	3
SOUTHEAST GEORGIA HEALTH SYSTEM BRUNS		3			3
CVS IL8753POCT CHICAGO		3			3
MEDEXPRESS URGENT CARE - ROCKAWAY		3			3
NYU WINTHROP LABORATORY		3			3
ESCO DRUG CO INC		3			3
ADVANCED HEART CARE OF SOUTH FLORIDA		3			3
PRIMARY CARE CENTER OF LAKE CITY, THE			3	100%	3
LPG PEDIATRICS AT LEHIGH ACRES		2	1	33%	3
MEDEXPRESS URGENT CARE-BLOOMFIELD AVEN		2	1	33%	3
MURFREESBORO MEDICAL CLINIC		3			3
Granville Center	1	2			3
BOONES CREEK URGENT CARE		1	2	67%	3
EXPEDIAN URGENT CARE			3	100%	3
WELLSTAR URGENT CARE SHALLOWFORD		1	2	67%	3
MEDEXPRESS URGENT CARE-ARLINGTON		2	1	33%	3
PEDIATRICS AND ADOLESCENT MEDICINE		2	1	33%	3
THE CENTER FOR DISCOVERY		3			3
UNIVERSITY URGENT CARE			3	100%	3
MINUTECLINIC DIAGNOSTIC OF VIRGINIA, LLC #392		3			3
SCRIPPS CLINIC MEDICAL			3	100%	3
MEDEXPRESS URGENT CARE - JEANNETTE		3			3
Manorcare Health Services West Reading North		2			2
CVS NC3514POCT STANLEY		2			2
ASANTE THREE RIVERS MEDICAL CENTER LAB		2			2
VALUE DRUGS BRONXVILLE INC		2			2
FLORIDA SCHOOL FOR THE DEAF & BLIND			2	100%	2
DALLAS MEDICAL CENTER			2	100%	2
ATHENA CARE RESOURCES LLC		2			2
MOBILE COUNTY HEALTH DEPARTMENT		1	1	50%	2
Crowne Health Care of Mobile		2			2

COVID-19: testing by laboratory

Data through Apr 16, 2021 verified as of Apr 17, 2021 at 09:25 AM

Data in this report are provisional and subject to change.

The numbers in the table below represent the number of Florida and non-Florida residents for whom test results were received by the Department of Health. A person can be tested by more than one laboratory and can have both positive and negative results. **Therefore, the sum of the numbers in each column will be larger than the total number of people tested.**

Reporting lab	Inconclusive	Negative	Positive	Percent positive	Total
Jersey City Medical Center		2			2
SUMMIT CLINICAL LABORATORIES LLC			2	100%	2
WELLSTAR DOUGLAS HOSPITAL LABORATORY		2			2
CIRRUS DX			2	100%	2
Northport VAMC		2			2
INA		1	1	50%	2
HEALTH PARTNERS REGIONAL HOSPITAL			2	100%	2
HOPE HEALTH & WELLNESS		2			2
VAULT HEALTH			2	100%	2
ASANTE ROGUE REGIONAL MEDICAL CENTER L		2			2
FASTCARE LLC			2	100%	2
ManorCare Health Services Peters Township		2			2
VELOCITY URGENT CARE			2	100%	2
VILLAGES HEALTH SYSTEM, LLC, THE			2	100%	2
Lenawee Medical Care Facility		2			2
MADISON HOSPITAL LABORATORY			2	100%	2
IM&P WELLNES CENTER			2	100%	2
FHPG SURGICAL ASSOCIATES OF EAST PASCO			2	100%	2
DAVENPORT PEDIATRICS CLERMONT			2	100%	2
AMERICAN RESEARCH CENTERS OF FLORIDA			2	100%	2
BAYFRONT CARDIOVASCULAR ASSOCIATES		1	1	50%	2
ADVENTHEALTH CENTRA CARE POINCIANA			2	100%	2
Robert Cranfield			2	100%	2
SUNSHINE PHARMACY		2			2
CIGNA GATEWAY			2	100%	2
TRICORE REFERENCE LABORATORY		1	1	50%	2
HANOVER ENDOSCOPY CENTER		2			2
CVS M08581POCT BLUE SPRINGS		1	1	50%	2
PRECISION DIAGNOSTIC INC		2			2
TMH EC NORTHEAST LABORATORY			2	100%	2
NORTON IMMEDIATE CARE CENTER - PRESTON			2	100%	2
HEALTH & REHAB CTR AT DOLPHINS VIEW, THE			2	100%	2
Stillwater Healthcare		2			2
ORLANDO LUTHERAN TOWERS		1	1	50%	2
HCR MANOR CARE SERVICES OF FLORIDA III INC		2			2
LIFEGUARD AMBULANCE SERVICES LLC, TEXAS- SAN			2	100%	2
HEALTHCARE NETWORK			2	100%	2
CHNJ		2			2
UNIVERSITY OF MN MEDICAL CENTER EAST CAMPUS			2	100%	2
CARTER BLOOD CARE			2	100%	2
SOUTHSIDE FAMILY MEDICAL		2			2
NEMOURS CHILDRENS PRIMARY CARE			2	100%	2
MEDLOGIC, LLC		2			2
UMASS MEMORIAL MEDICAL CENTER, INC		1	1	50%	2
Kroger 549 - The Little Clinic Clinton Highway		2			2
PINARD HOME HEALTH SERVICES INC			2	100%	2

COVID-19: testing by laboratory

Data through Apr 16, 2021 verified as of Apr 17, 2021 at 09:25 AM

Data in this report are provisional and subject to change.

The numbers in the table below represent the number of Florida and non-Florida residents for whom test results were received by the Department of Health. A person can be tested by more than one laboratory and can have both positive and negative results. **Therefore, the sum of the numbers in each column will be larger than the total number of people tested.**

Reporting lab	Inconclusive	Negative	Positive	Percent positive	Total
UT AUSTIN UNIVERSITY HEALTH SERVICES			2	100%	2
Good Samaritan Society-Blackduck		1	1	50%	2
Harbert Hills Academy Nursing Home		2			2
SCIENTIFIC LABORATORY COMPANY		2			2
CVS CA9145POCT SANTEE		1	1	50%	2
U OF MIAMI MILLER SCHOOL OF MEDICINE			2	100%	2
ST. JOSEPH REGIONAL MEDICAL CENTER			2	100%	2
Walgreens #10207		2			2
HOME ACCESS HEALTH			2	100%	2
FAMILY URGENT CARE		2			2
METHODIST HEALTHCARE - MEMPHIS HOSP		2			2
AL MANI HEALTH INSTUTUTE		2			2
Kroger 672 - The Little Clinic Bill Kennedy & Glenwood		2			2
TRIDENT ANTI AGING LLC			2	100%	2
Lynwood		2			2
AHC Humboldt		2			2
EDGEWATER RETIREMENT MANOR			2	100%	2
FIRST CHOICE MEDICAL PC			2	100%	2
FLORIDA DEPARTMENT OF HEALTH PINELLAS COUNTY-			2	100%	2
MEMORIAL HERMANN HOSPITAL			2	100%	2
ADVENTIST HINSDALE HOSPITAL LABORATORY			2	100%	2
Highland Ave. Eye Clinic		2			2
CROSSROADS URGENT CARE DBA URGENT TEA		2			2
STAGES OF LIFE MEDICAL INSTITUTE			2	100%	2
INSPIRIT SENIOR LIVING			2	100%	2
CVS NV2989POCT NORTH LAS VEGAS		1	1	50%	2
TEXAS REGIONAL ASTHMA & ALLERGY CENTER			2	100%	2
OAKMONT EAST- GREENVILLE SC, LLC		2			2
WALGREENS #15495		1	1	50%	2
PM PEDIATRICS OF BAYSIDE PLLC - HOPEWELL JUNCTION		2			2
BROOKS -TLC HOSPITAL SYSTEM			2	100%	2
ROBERTS WESLEYAN COLLEGE HEALTH CENTE		2			2
BOSTON PUBLIC HEALTH COMMISSION			2	100%	2
Fairlane Gardens Nursing and Rehab at Reading		2			2
KJ MEDICAL PRACTICE PC		2			2
Kroger 687 - The Little Clinic Sugar Hill		1	1	50%	2
CVS NV5286POCT HENDERSON		2			2
LIFT HEALTH		2			2
CLEMENT J ZABLOCKI VAMC		2			2
MEDEXPRESS URGENT CARE - WICHITA, N MAIZE RD		1	1	50%	2
DOCTOR'S IN-HOUSE LAB/COMMUNITY HEALTH CENTERS OF PINELLAS – JOHNNIE R			2	100%	2
BRANDYWYNE HEALTH CARE CENTER			2	100%	2
Van Wert Manor		2			2
Wetumpka Health and Rehab, LLC		2			2
PM PEDIATRICS OF SELDEN, PLLC		2			2
SUNCOAST BLOOD BANK			2	100%	2

COVID-19: testing by laboratory

Data through Apr 16, 2021 verified as of Apr 17, 2021 at 09:25 AM

Data in this report are provisional and subject to change.

The numbers in the table below represent the number of Florida and non-Florida residents for whom test results were received by the Department of Health. A person can be tested by more than one laboratory and can have both positive and negative results. **Therefore, the sum of the numbers in each column will be larger than the total number of people tested.**

Reporting lab	Inconclusive	Negative	Positive	Percent positive	Total
CARINGPLUS HOMECARE LLC		1	1	50%	2
CVS MN663POCT APPLE VALLEY		2			2
87TH MEDICAL GROUP - MCGUIRE AMBULATORY CARE FACILITY		2			2
HELEN HAYES HOSPITAL LABORATORY		2			2
HOLY FAMILY MEDICAL CENTER		1	1	50%	2
SPRINGFIELD HOSPITAL LABORATORY			2	100%	2
FLORIDA DEPARTMENT OF HEALTH IN LEE COUNTY		1	1	50%	2
DIAGNOSTIC CLINIC MEDICAL GROUP INC		2			2
MIDDLEBURG PEDIATRICS			2	100%	2
DELRAY BEACH HEALTH DEPT LAB			2	100%	2
Manor At Perrysburg		2			2
VA West Los Angeles Medical Center		2			2
HARRINGTON PARK HEALTH AND REHAB		2			2
PALMETTO BAY MEDICAL CENTER		1	1	50%	2
COOPER CLINIC			2	100%	2
ERGENT MED SAINT SIMONS			2	100%	2
US LABS		2			2
Garden Isle Healthcare and Rehabilitation Center		2			2
OAKMONT OF UNION SC, LLC		2			2
BAPTIST HOSPITAL PRIMARY CARE GULF BREEZE			2	100%	2
MOBILE PHLEBOTOMY SERVICES			2	100%	2
DEVLAB, LLC			2	100%	2
Kroger 127 - The Little Clinic Lakewood-Alameda		2			2
LONG, SARAH		1	1	50%	2
WINDERMERE PEDIATRICS			2	100%	2
CVS MA41POCT TAUNTON		2			2
MEDEXPRESS URGENT CARE-VINLAND SOUTH		1	1	50%	2
LOWELL GENERAL HOSPITAL			2	100%	2
UMHC HOLLYWOOD LABORATORY			2	100%	2
BMC/JACSONVILLE		1	1	50%	2
MEMORIAL HOSPITAL OF TAMPA			2	100%	2
MEDEXPRESS URGENT CARE - WEXFORD		2			2
Essex Center for Rehabilitation and Healthcare		2			2
RM PHARMACY SERVICES INC		1	1	50%	2
MINUTE CLINIC DIAGNOSTIC OF KANSAS PA		2			2
COLONIAL HEALTH CARE		1	1	50%	2
POINT OF CARE PRIVATE HEALTH MANAGEMENT			2	100%	2
MEDEXPRESS URGENT CARE - CONWAY		2			2
FLORIDA COMMUNITY HEALTH CENTERS, INC.			2	100%	2
SHORE MEDICAL CENTER		2			2
DALLAS BAPTIST UNIVERSITY - HEALTH SERVICES			2	100%	2
SANFORD REGIONAL HOSPITAL WORTHINGTON		2			2
PALM BEACH DIGESTIVE ASSOCIATES			2	100%	2
Mary Anna Nursing Home		2			2
EASTSIDE SPORTS COMPLEX			2	100%	2
CVS IN6555POCT BROWNSBURG		2			2

COVID-19: testing by laboratory

Data through Apr 16, 2021 verified as of Apr 17, 2021 at 09:25 AM

Data in this report are provisional and subject to change.

The numbers in the table below represent the number of Florida and non-Florida residents for whom test results were received by the Department of Health. A person can be tested by more than one laboratory and can have both positive and negative results. **Therefore, the sum of the numbers in each column will be larger than the total number of people tested.**

Reporting lab	Inconclusive	Negative	Positive	Percent positive	Total
BAYOU GARDENS DUNEDIN LLC		2			2
OCALA REGIONAL KIDNEY CENTER-WEST			2	100%	2
REGIONS HOSPITAL LABORATORY			2	100%	2
EASTERN NIAGARA HOSPITAL		2			2
THE RIM URGENT CARE			2	100%	2
FLORIDA MENTOR FAULKNER GROUP HOME			2	100%	2
CVS AZ5892POCT LAVEEN		2			2
Life Care Center of Elyria		2			2
CITY OF NEW YORK DEPARTMENT OF HEALTH			2	100%	2
Colonial Manor Nursing and Rehabilitation Center		2			2
FRASER MEMORIAL HOSPITAL		1	1	50%	2
MEDEXPRESS URGENT CARE - MYLAN			2	100%	2
SYLVAN NURSING			2	100%	2
ASCENSION ST MICHAEL'S HOSPITAL LAB		1	1	50%	2
CVS MA1877POCT NORTON		2			2
Louis Stokes Cleveland VA - Midtown Dialysis Center		2			2
WILSON MEMORIAL HOSPITAL			2	100%	2
HCA HOUSTON ER 24/7			2	100%	2
CENTRAL ARKANSAS VETERANS HEALTHCARE SYSTEM - VETERANS AFFAIRS			2	100%	2
CONEMAUGH MEMORIAL MEDICAL CENTER		2			2
Kroger 412 - The Little Clinic Oxford		2			2
HAILE MEDICAL GROUP PA		2			2
CVS OH6185POCT PICKERINGTON		2			2
DOCTORS CARE OF PALM COAST			2	100%	2
Piney Grove Nursing and Rehabilitation Center		2			2
JASPER MEMORIAL HOSPITAL		1	1	50%	2
CVS PHARMACY INC DBA CVS/PHARMACY # 10600		2			2
Oakmont of Katy Nursing and Rehabilitation		2			2
BAPTIST HOSPITAL LABORATORY			2	100%	2
CARESPOT URGENT CARE		1	1	50%	2
CVS OH3980POCT KENT		2			2
ANNE ARUNDEL MEDICAL CENTER			2	100%	2
Cooperstown Center for Nursing and Rehabilitation		2			2
Alden Terrace of McHenry			2	100%	2
PEDIATRIC HEALTH CARE		1	1	50%	2
CVS OH6164POCT DELAWARE		2			2
ILLINOIS DEPT OF PUBLIC HEALTH LABS			2	100%	2
PHYSICIANS LABORATORY SERVICES			2	100%	2
CVS TX7151POCT HUMBLE		2			2
SPRINGS MEDICAL LAB		1	1	50%	2
LABTOX LABORATORIES			2	100%	2
BELLIN HOSPITAL			2	100%	2
MEDICAL CENTER LABORATORY			2	100%	2
Avanti Wellness and Rehab			2	100%	2
ST. MARY'S MEDICAL CENTER EVANSVILLE, INC			2	100%	2
EMERALD PARK OF HOLLYWOOD			2	100%	2

COVID-19: testing by laboratory

Data through Apr 16, 2021 verified as of Apr 17, 2021 at 09:25 AM

Data in this report are provisional and subject to change.

The numbers in the table below represent the number of Florida and non-Florida residents for whom test results were received by the Department of Health. A person can be tested by more than one laboratory and can have both positive and negative results. **Therefore, the sum of the numbers in each column will be larger than the total number of people tested.**

Reporting lab	Inconclusive	Negative	Positive	Percent positive	Total
DEKALB MEDICAL CENTER LABORATORY			2	100%	2
JMC TALLAHASSEE, LLC			2	100%	2
JORDAN VALLEY MEDICAL CENTER			2	100%	2
MERCY MEDICAL CENTER INC		1	1	50%	2
GOLDSTEIN			2	100%	2
BAYLOR SCOTT & WHITE COMPREHENSIVE WOUND			2	100%	2
SCHEURER HOSPITAL		2			2
MEMORIAL HOSPITAL WEST			2	100%	2
RENE F CEDENO DMD PA		2			2
ST ANTHONY COMMUNITY HOSPITAL LAB		1	1	50%	2
PEACE RIVER MEDICAL CENTER		2			2
ASSOCIATES IN INTERNAL MEDICINE PA			2	100%	2
MIDDLEBURG VA CBOC		2			2
MINUTECLINIC DIAGNOSTICS OF OKLAHOMA		2			2
SUNNYSIDE MANOR		2			2
Southern Pines Healthcare Center		1	1	50%	2
NEIGHBORCARE PHARMACY SERVICES		2			2
ONslow COUNTY HEALTH DEPARTMENT			2	100%	2
VENETIAN GARDENS		2			2
BICKERTON, DAWN		2			2
QUALITY URGENT CARE CENTER		1	1	50%	2
Green Mountain Nursing and Rehabilitation		2			2
GOSHEN MEDICAL CENTER			2	100%	2
ADVANCED MEDICAL CARE			2	100%	2
MEMORIAL HOSPITAL OF SOUTH BEND			2	100%	2
Kroger 686 - The Little Clinic Farragut		2			2
VITAL CARE CLINIC, LLC			2	100%	2
LEHIGH MEDICAL AND RESEARCH CENTER, INC			2	100%	2
SOUTH DAKOTA DEPARTMENT OF HEALTH		2			2
MEDEXPRESS URGENT CARE - LODI		2			2
WALGREENS NO 10512		1	1	50%	2
MID-FLORIDA HEMATOLOGY AND ONCOLOGY CENTERS		2			2
GUARDIAN HOME CARE OF CENTRAL GEORGIA		2			2
ACN PHYSICIANS GROUP CORP			2	100%	2
PruittHealth Lakehaven		2			2
CRUC CMCH-COVID-19		2			2
OSF SAINT FRANCIS MEDICAL CENTER			2	100%	2
ALABAMA REFERENCE LAB			2	100%	2
CORNELIA REDDY URGENT CARE		2			2
MANISTEE COUNTY MEDICAL CARE FACILITY		2			2
TWIN LAKES REHAB & HEALTHCARE		2			2
SAMARITAN PACIFIC COMMUNITIES HOSPITAL		2			2
RIVER CITY MEDICAL ASSOCIATES, INC			2	100%	2
Bethel Lutheran Home		2			2
CARE NOW DENTON			2	100%	2
MEDEXPRESS URGENT CARE - SPRINGFIELD, COOLEY ST		2			2

COVID-19: testing by laboratory

Data through Apr 16, 2021 verified as of Apr 17, 2021 at 09:25 AM

Data in this report are provisional and subject to change.

The numbers in the table below represent the number of Florida and non-Florida residents for whom test results were received by the Department of Health. A person can be tested by more than one laboratory and can have both positive and negative results. **Therefore, the sum of the numbers in each column will be larger than the total number of people tested.**

Reporting lab	Inconclusive	Negative	Positive	Percent positive	Total
CHRISTUS SPOHN HOSPITAL			2	100%	2
Kroger 407 - The Little Clinic Lexington		1	1	50%	2
BAPTIST HEALTH LEXINGTON			2	100%	2
CITRUS DERMATOLOGY			2	100%	2
St. Luke's Care Center		2			2
EXPRESS CARE WALK-IN CLINIC			2	100%	2
SHANDS JACKSONVILLE CLINICAL CENTER		1	1	50%	2
LEGACY ER & URGENT CARE - FRISCO WEST			2	100%	2
Timber Ridge Health Care Center			2	100%	2
SWEDISH COVENANT HOSPITAL			2	100%	2
CARE ATC SUN HYDRAULICS TALLAVAST			2	100%	2
WE CARE HOME HEALTH SOLUTIONS LLC			2	100%	2
MEDEXPRESS URGENT CARE - LINCOLN VILLA		2			2
JEFFERSON WASHINGTON TOWNSHIP HOSPITAL		2			2
MINUTECLINIC MINUTECLINIC #4978		1	1	50%	2
INTERNAL MEDICINE SPECIALISTS MEDICAL GROUP, PA		2			2
AMEDISYS HOME HEALTH OF GREENVILLE			2	100%	2
EXCUSED ABSENCE PLLC		2			2
UNITY LONGPOND		2			2
NORTHSIDE FAMILY MEDICINE AND URGENT CARE (EAST COBB)		2			2
CENTRAL FLORIDA FAMILY HEALTH CENTER		2			2
GULF COAST REGIONAL MEDICAL CARE		2			2
MEDEXPRESS URGENT CARE - DERBY N ROCK		2			2
SOUTHEAST GEORGIA HEALTH SERVICES, LLC		2			2
ALL PEDIATRIC CARE PA			2	100%	2
HUMILITY OF MARY HEALTH PARTNERS			2	100%	2
Buena Vista Care Center		2			2
BLOSSOMS ASSISTED LIVING 1 LLC			2	100%	2
MISSION HOSPITAL REGIONAL MEDICAL CENTER			2	100%	2
Domiciliary Rehab & Residential Treatment Program		2			2
BERNHARDT LABORATORIES INC			2	100%	2
METHODIST MANSFIELD MEDICAL CENTER			2	100%	2
HAWAII DEPARTMENT OF HEALTH			2	100%	2
Walgreens #9890		2			2
HPH HOME CARE		1	1	50%	2
HOLY TRINITY PHARMACY LLC		2			2
BUFFALO CROSSINGS HEALTHCARE AND REHABILITATION CENTER			2	100%	2
Hartwell Health and Rehabilitation		2			2
CVS CA9497POCT IRVINE		2			2
MEDCARE		2			2
HMH HOSPITALS CORPORATION		2			2
MEDEXPRESS URGENT CARE - CINNAMINSON		1	1	50%	2
EASTLAKE MEDICAL CENTER		2			2
MD NOW URGENT CARE CENTER INC.			2	100%	2
CVS MI8287POCT MACOMB		2			2
The Suites at Western Home Communities		2			2

COVID-19: testing by laboratory

Data through Apr 16, 2021 verified as of Apr 17, 2021 at 09:25 AM

Data in this report are provisional and subject to change.

The numbers in the table below represent the number of Florida and non-Florida residents for whom test results were received by the Department of Health. A person can be tested by more than one laboratory and can have both positive and negative results. **Therefore, the sum of the numbers in each column will be larger than the total number of people tested.**

Reporting lab	Inconclusive	Negative	Positive	Percent positive	Total
JERSEY IRISH MEDICAL		2			2
CVS MA299POCT WORCESTER		2			2
NYU LANGONE HUNTINGTON MEDICAL GROUP		2			2
WISE HEALTH SYSTEM		1	1	50%	2
WillowBrooke Court at Southampton Estates		2			2
JULIE STAATS DO		2			2
Glenis Dr VA Outpatient Clinic		2			2
HAMILTON MEDICAL CENTER LABORATORY			2	100%	2
Advanced Rehabilitation and Healthcare of Wichita Falls		2			2
SOUTHERN TENNESSEE MEDICAL CENTER			2	100%	2
COX HEALTH SOUTH LAB		1	1	50%	2
MC MEDICAL			2	100%	2
CVS OH2381POCT LEWIS CENTER		2			2
HERNANDO CHILDREN'S			2	100%	2
CVS IL2788POCT BUFFALO GROVE		2			2
BENEVA LAKES ASSISTED LIVING CENTER			2	100%	2
COLUMBIA COTTAGE		2			2
HAMILTON COUNTY HEALTH DEPARTMENT		2			2
LABRADOR PRIMARY CARE CENTER			2	100%	2
CVS OH2540POCT HILLIARD		2			2
JUST BELIEVE RECOVERY CENTER			2	100%	2
TRINITY DIALYSIS			2	100%	2
SPECIALTY LABORATORIES			2	100%	2
FLORIDA CLINICAL LABORATORY INC			2	100%	2
LAWRENCE GENERAL HOSPITAL			2	100%	2
MERCY HEALTH LAB		1	1	50%	2
MINUTECLINIC DIAGNOSTIC OF KANSAS, PC		2			2
CHAPPEL GROUP RESEARCH, THE		2			2
ALVERNO CLINICAL LABORATORIES			2	100%	2
SKY LAKES MEDICAL CENTER		2			2
SHERIDAN AT HOBE SOUND, THE			2	100%	2
SAFE PMC		2			2
COLD SPRING HILLS CENTER FOR NURSING A		2			2
MASSACHUSETTS DEPARTMENT OF HEALTH			2	100%	2
CVS OK6225POCT EDMOND		2			2
CVS IN6608POCT NEW PALESTINE			2	100%	2
INSPIRE HEALTHCARE CENTER			2	100%	2
MEASE COUNTRYSIDE HOSPITAL CARDIAC REH			2	100%	2
ANDERSON COUNTY HOSPITAL			2	100%	2
ALCALA PHARMACEUTICALS			2	100%	2
AHC Forest cove		2			2
Kroger 096 - The Little Clinic Orchard and Holly		2			2
FIRST PREVENTION AND DIALYSIS CENTER LLC			2	100%	2
MIRAMAR KIDNEY CENTER		1	1	50%	2
MEDSTAR HARBOR HOSPITAL			2	100%	2
MOBILE HEALTH LABS LLC			2	100%	2

COVID-19: testing by laboratory

Data through Apr 16, 2021 verified as of Apr 17, 2021 at 09:25 AM

Data in this report are provisional and subject to change.

The numbers in the table below represent the number of Florida and non-Florida residents for whom test results were received by the Department of Health. A person can be tested by more than one laboratory and can have both positive and negative results. **Therefore, the sum of the numbers in each column will be larger than the total number of people tested.**

Reporting lab	Inconclusive	Negative	Positive	Percent positive	Total
CREATIVE HEALTH CENTER			2	100%	2
Charles George VAMC		2			2
Tidelands Health Rehabilitation Hospital			2	100%	2
KINGSWAY MEDICAL CENTER INC			2	100%	2
JUPITER PEDIATRIC ASSOCIATES, PA		1	1	50%	2
WALGREENS #13605		2			2
Henry County Health and Rehabilitation		2			2
Kroger 328 - The Little Clinic Henderson Road		2			2
Kroger 745 - The Little Clinic Somerset		2			2
VOLUNTEERS OF AMERICA OF FLORIDA			2	100%	2
WAKULLA URGENT CARE & DIAGNOSTIC			2	100%	2
TEMPLE UNIVERSITY HOSPITAL			2	100%	2
BIOHEALTH MEDICAL LAB INC			2	100%	2
Jackson Health Care Facility			2	100%	2
TEXAS HEALTH CARE			2	100%	2
DOCTORS CARE - AIKEN MALL			2	100%	2
VIRGINIA DEPT OF HEALTH OFFICE OF EPIDEMIOLOGY			2	100%	2
YOUTH AND YOU, INC		2			2
The Friendly Home		2			2
PRIMACARE MEDICAL LAKEWOOD			2	100%	2
MEDEXPRESS URGENT CARE, MOSSIDE		2			2
SALEM VAMC		2			2
PREVENTIVE HEALTH PARTNERS I L S C		2			2
SPECTRUM HEALTH			2	100%	2
NATIONWIDE LABORATORY SERVICES		1	1	50%	2
MEDEXPRESS URGENT CARE-SALINA, S 9TH ST		2			2
ELEVATION HEALTH LABORATORY		2			2
WELLMED AT SOUTH STUART		2			2
Imboden Creek Living Center		2			2
SPARTANBURG REGIONAL MEDICAL CENTER			2	100%	2
MEDEXPRESS URGENT CARE CHICOPEE		1	1	50%	2
ARCPPOINTLABS OF VIRGINIA BEACH		1	1	50%	2
WURLAND NURSING AND REHABILITATION, L		2			2
RANDOLPH COUNTY HEALTH & REHABILITATIO		2			2
MI Nursing Restorative Center		2			2
SIGNAL DIAGNOSTICS DBA FLOWHEALTH LABS			2	100%	2
SPRINGHILL SENIOR RESIDENCE		2			2
A+ URGENT/PRIMARY CARE			2	100%	2
COASTAL PEDIATRIC CARE			2	100%	2
OMEGA RESEARCH CONSULTANTS			2	100%	2
WISCONSIN STATE LABORATORY OF HYGIENE		1	1	50%	2
BAPTIST HEALTH PRIMARY CARE AT DORAL			2	100%	2
PRECISION CLINICAL RESEARCH			2	100%	2
VALLEY MEDICAL LABORATORY			2	100%	2
ASCENSION ST VINCENT'S RIVERSIDE			2	100%	2
EXPRESS PHARMACY INC		1	1	50%	2

COVID-19: testing by laboratory

Data through Apr 16, 2021 verified as of Apr 17, 2021 at 09:25 AM

Data in this report are provisional and subject to change.

The numbers in the table below represent the number of Florida and non-Florida residents for whom test results were received by the Department of Health. A person can be tested by more than one laboratory and can have both positive and negative results. **Therefore, the sum of the numbers in each column will be larger than the total number of people tested.**

Reporting lab	Inconclusive	Negative	Positive	Percent positive	Total
FIRSTCHOICE FAMILY CARE, PLLC		2			2
CARELINE PHARMACY AND HEALTHCARE SERVICES		1	1	50%	2
VISITING PHYSICIANS OF THE TREASURE COAST LLC			2	100%	2
Kroger 441 - The Little Clinic Middletown		2			2
GRACE HEALTHCARE OF LAKE WALES		1	1	50%	2
UNIVERSITY OF MIAMI SCCC RESEARCH LABORATORY			2	100%	2
WillowBrooke Court at Westminster Village		2			2
MEASE MANOR MEMORY CARE		2			2
EXPRESS CARE OF LEESBURG			2	100%	2
FLORIDA MEDICAL CLINIC IM LUTZ			2	100%	2
ALBUQUERQUE - AMG SPECIALTY HOSPITAL		2			2
Cortland Acres Association		2			2
MIDDLE TENN MENTAL HEALTH INSTITUTE		2			2
GREEN RIVER MEDICAL CENTER			2	100%	2
APPLING NURSING & REHABILITATION PAVIL		2			2
BRENTWOOD AT FORE RANCH			2	100%	2
MAGNOLIA ADULT, LLC			2	100%	2
CHOTA COMMUNITY HEALTH SERVICES		1	1	50%	2
DELAWARE DIAGNOSTICS LABS			2	100%	2
COMPLETE HEALTH MEDICAL CENTER			2	100%	2
MORRISTOWN MEMORIAL HOSPITAL		2			2
LIFEGUARD AMBULANCE SERVICE LLC, TEXAS			2	100%	2
TMH PHYSICIAN PARTNERS MONTICELLO		1	1	50%	2
CVS IN8639POCT TERRE HAUTE		2			2
PALM CITY NURSING AND REHAB CENTER			2	100%	2
CITRUS PARK			2	100%	2
Delaware Court Healthcare Center		2			2
WELL HEALTH LABS			2	100%	2
HEALTH SENTRY			2	100%	2
LEXINGTON PLACE			2	100%	2
ST. VINCENT HOSPITAL			2	100%	2
FLAGLER PROFESSIONAL HEALTH CAE SERVICES INC		2			2
Kroger 739 - The Little Clinic La Grange Road		2			2
MINUTECLINIC DIAG OF IND, LLC #6250		2			2
WARE EXPRESS CARE			2	100%	2
NYUMC CLINICAL LABORATORIES			2	100%	2
ADVANCED FOOT AND ANKLE OF INDIAN RIVER		2			2
NORTH DAKOTA VETERANS HOME		2			2
ATLANTIC DIAGNOSTICS			2	100%	2
SUNBRIDGE CARE & REHAB FOR DECATUR		2			2
PRIMARY CARE SERVICES AT EDGEWATER		2			2
ST ANTHONY'S PINELLAS CARE CLINIC			2	100%	2
GOLISANO PEDIATRICS PORT CHARLOTTE HARBOR		2			2
Tuscola County Medical Care Community		2			2
BAYLOR COLLEGE OF MEDICINE			2	100%	2
DURAND SENIOR CARE & REHAB CENTER		2			2

COVID-19: testing by laboratory

Data through Apr 16, 2021 verified as of Apr 17, 2021 at 09:25 AM

Data in this report are provisional and subject to change.

The numbers in the table below represent the number of Florida and non-Florida residents for whom test results were received by the Department of Health. A person can be tested by more than one laboratory and can have both positive and negative results. **Therefore, the sum of the numbers in each column will be larger than the total number of people tested.**

Reporting lab	Inconclusive	Negative	Positive	Percent positive	Total
CVS NC2297335CV GREENSBORO		2			2
FKC AMELIA ISLAND DIALYSIS			2	100%	2
UNIVERSTIY OF ILLINOIS HOSPITAL			2	100%	2
Virginia Gay Nursing and Rehab		2			2
SOMA MEDICAL CENTER P.A. #4			2	100%	2
BAY CORRECTIONAL AND REHABILITATION FACILITY			2	100%	2
BAYSHORE MEDICAL CENTER			2	100%	2
PEACEHEALTH CENTRAL		2			2
Chatham Nursing and Rehab Center		2			2
SOUTHERN BREEZE HEALTHCARE		1	1	50%	2
NORTH MANATEE HEALTH CARE CENTER			2	100%	2
PATIENT FIRST MEDICAL CENTER-CARYTOWN			2	100%	2
MOUNT SINAI MEDICAL CENTER OF FLORIDA, INC			2	100%	2
The Palms Nursing and Rehabilitation		1	1	50%	2
ARLINGTON DIALYSIS CENTER LLC		2			2
CLEVELAND CLINIC IMAGING			2	100%	2
Kroger 619 - The Little Clinic Hendersonville Indian Lake		2			2
ROYAL OAK MEDICAL CENTER LLC DBA CHARACTER FAMILY			2	100%	2
Iowa Veterans Home		2			2
CSS- TWELVE OAKS			2	100%	2
MAJESTIC GUARDIANS			2	100%	2
Manorcare Health Services - Williamsport South		2			2
Harbor House		2			2
MIDLAND MEMORIAL HOSPITAL			2	100%	2
SIMPLY HEALTHCARE AND WELLNESS CLINIC, PC			2	100%	2
BAPTIST HEALTHCARE - LAKEVIEW CENTER INC		2			2
CVS MA137POCT QUINCY		2			2
WOODHILLS LABS			2	100%	2
CHI MEMORIAL PRIMARY CARE ASSOCIATES-A		2			2
PALM COAST DIALYSIS		2			2
PARKRIDGE MEDICAL CENTER			2	100%	2
PALM MEDICAL CENTER - PLANT CITY		2			2
VAULT MEDICAL SERVICES		1	1	50%	2
STOP URGENT CARE			2	100%	2
SANIBEL MEDICAL CLINIC			2	100%	2
NATHAN LITTAUER HOSPITAL LAB		2			2
ROBINSON FAMILY CLINIC PA			2	100%	2
MEDAILLE COLLEGE WELLNESS CENTER		2			2
Q ALL CARE MEDICAL PC		2			2
CVS CA8861POCT BUENA PARK		2			2
CVS NV5942POCT LAS VEGAS		2			2
Overton Brooks VAMC		2			2
CORTLAND PARK REHABILITATION AND NURSING CENTER		1	1	50%	2
AFC URGENT CARE CLEVELAND			2	100%	2
Parkridge Specialty Care		2			2
ESCANDON DIAGNOSTIC CLINIC			2	100%	2

COVID-19: testing by laboratory

Data through Apr 16, 2021 verified as of Apr 17, 2021 at 09:25 AM

Data in this report are provisional and subject to change.

The numbers in the table below represent the number of Florida and non-Florida residents for whom test results were received by the Department of Health. A person can be tested by more than one laboratory and can have both positive and negative results. **Therefore, the sum of the numbers in each column will be larger than the total number of people tested.**

Reporting lab	Inconclusive	Negative	Positive	Percent positive	Total
Fairhaven Retirement Community		2			2
Camellia Gardens		2			2
SELECT MEDICAL CLINIC			2	100%	2
THE FOUNTAIN AT BOCA CIEGA BAY		2			2
ADVOCATE SHERMAN HOSPITAL			2	100%	2
Covington Care Nursing and Rehabilitation		2			2
LINIL VISITING NURSES, INC		2			2
GILA REGIONAL MEDICAL CENTER		2			2
UPSON REGIONAL MEDICAL CENTER		1	1	50%	2
OHSU LABORATORY SERVICES		2			2
KEATING SPORTS CENTER		2			2
CARENOW LENEXA			2	100%	2
UTMB PATHOLOGY CLINICAL SERVICES LABORATORY			2	100%	2
Cedar Valley Nursing & Rehab Center		2			2
HEALTH NETWORK			2	100%	2
Jacob's Creek Nursing and Rehabilitation Center		2			2
MEDEXPRESS URGENT CARE - LINCOLN		2			2
DEER'S HEAD CENTER		2			2
CVS AZ33POCT TEMPE		2			2
INN AT LAPOSADA,THE			2	100%	2
CROSSROADS			2	100%	2
OAKBRIDGE TERRACE AT SAE			2	100%	2
MANSFIELD MEDICAL LODGE			2	100%	2
CVS OH3329POCT LAKEWOOD		2			2
MEDEXPRESS URGENT CARE - BROOKHAVEN		2			2
QUEST DIAGNOSTICS INCORPORATED			2	100%	2
ST. ELIZABETH HEALTHCARE			2	100%	2
Kroger 101 - The Little Clinic Hill Top		2			2
WEST COAST PEDIATRICS			2	100%	2
SYMPHONY OF BUFFALO GROVE		2			2
RUST MEDICAL CENTER		2			2
PPD CLINICAL RESEARCH UNIT			2	100%	2
COBLESKILL REGIONAL HOSPITAL		2			2
Walgreens #19019		2			2
FLORIDA KEYS PED & ADOLES CTR			2	100%	2
WEST FLORIDA MEDICAL ASSOCIATES, PA			2	100%	2
Alden Des Plaines			2	100%	2
Luther Acres Manor		2			2
MILFORD REGIONAL HOSPITAL			2	100%	2
PBSO HEALTH AND WELLNESS CENTER			2	100%	2
SOWAL HEALTH & DRUG			2	100%	2
SARASOTA MEMORIAL MEDICAL URGENT CARE CENTER			2	100%	2
VETERANS AFFAIRS MEDICAL CENTER - GREATER LOS ANGELES			2	100%	2
University Center East			2	100%	2
FLORIDA DEPARTMENT OF HEALTH IN ESCAMBIA COUNTY		1	1	50%	2
UNM SANDOVAL REGIONAL MEDICAL CENTER		2			2

COVID-19: testing by laboratory

Data through Apr 16, 2021 verified as of Apr 17, 2021 at 09:25 AM

Data in this report are provisional and subject to change.

The numbers in the table below represent the number of Florida and non-Florida residents for whom test results were received by the Department of Health. A person can be tested by more than one laboratory and can have both positive and negative results. **Therefore, the sum of the numbers in each column will be larger than the total number of people tested.**

Reporting lab	Inconclusive	Negative	Positive	Percent positive	Total
POPLAR HEALTHCARE			2	100%	2
STATCARE URGENT AND WALK-IN			2	100%	2
DIAGNOSTIC AFFILIATES			2	100%	2
Walgreens #9278		2			2
GENETIC ASSAYS INC			2	100%	2
ORMOND BEACH URGENT CARE			2	100%	2
NAVAL MEDICAL CENTER			2	100%	2
LILY PHARMACY		2			2
LARKIN COMMUNITY HOSPITAL PALM SPRINGS CAMPUS		1	1	50%	2
MD NOW URGENT CARE MEDICAL CENTERS INC			2	100%	2
ACCESS MEDICAL GROUP OF TAMPA II, INC		2			2
INTERMOUNTAIN MEDICAL CENTER			2	100%	2
MINUTECLINIC DIAGNOSTIC, PA #10252		2			2
MOORE CLINICAL RESEARCH INC			2	100%	2
CHILDREN'S MEDICAL CENTER-EAST ORLANDO			2	100%	2
Edinboro Manor		2			2
JOHNSON CITY MEDICAL CENTER		1	1	50%	2
DELRAY BEACH HEALTH CENTER			2	100%	2
CONCENTRA - PLANT CITY		2			2
APALACHEE CENTER INC		2			2
DAYTON CHILDRENS HOSPITAL LAB			2	100%	2
UNIVERSITY HOSPITAL OF BROOKLYN		2			2
DESERT HOSPITAL/CPHU CLINICAL LABORATORY			2	100%	2
MEMORIAL HEALTH UNIVERSITY MEDICAL CENTER			2	100%	2
ROUTE 16 PHARMACY LLC DBA HOLLAND PHAR		2			2
SOUTH TAMPA AFTER HOURS CLINIC			2	100%	2
MIDWAY SPECIALTY CARE CENTER INC		2			2
EXPRESSCARE URGENT CARE CENTER			2	100%	2
TULANE MEDICAL CENTER			2	100%	2
FALMOUTH HOSPITAL		1	1	50%	2
DOWN HOME MEDICAL			2	100%	2
VA WNYHCS - Buffalo Division		1	1	50%	2
SAWGRASS PEDIATRIC PARTNERS LLC			2	100%	2
LAKEVIEW HEALTH CARE SYSTEM LLC			2	100%	2
MEDEXPRESS URGENT CARE - VINELAND S MA		2			2
ADVENTHEALTH IMAGING PARTIN SETTLEMENT			2	100%	2
Parkwood in the Pines		2			2
CHESTERFIELD HEALTHCARE GROUP, INC		2			2
BOND COMMUNITY HEALTH CENTER			2	100%	2
RAPID RESULT CORP LLC		1	1	50%	2
URGENT TEAM MANAGEMENT OF TENNESSEE, L		1	1	50%	2
Kroger 853 - The Little Clinic East Broad Street		2			2
ENVOY OF FORK UNION, LLC DBA ENVOY AT THE VILLAGE		2			2
SCDHEC BUREAU OF LABORATORIES			2	100%	2
Sanford Health & Rehabilitation			2	100%	2
HOUSTON HEALTH DEPARTMENT - BUREAU OF LABORATORY SERVICES			2	100%	2

COVID-19: testing by laboratory

Data through Apr 16, 2021 verified as of Apr 17, 2021 at 09:25 AM

Data in this report are provisional and subject to change.

The numbers in the table below represent the number of Florida and non-Florida residents for whom test results were received by the Department of Health. A person can be tested by more than one laboratory and can have both positive and negative results. **Therefore, the sum of the numbers in each column will be larger than the total number of people tested.**

Reporting lab	Inconclusive	Negative	Positive	Percent positive	Total
AHC PARIS		2			2
Kroger 519 - The Little Clinic Georgesville Square		2			2
SWEETWATER NURSING CENTER		2			2
MEDEXPRESS URGENT CARE - LINCOLN N 26T		2			2
PUBLIX PHARMACY #1092		2			2
LIFETIME FAMILY URGENT CARE			2	100%	2
CARE ATC ARLINGTON CENTRAL PARK		2			2
MAYO CLINIC COUMADIN CLINIC LABORATORY		1	1	50%	2
CVS MA38POCT CHARLTON		2			2
MINUTECLINIC #1773		2			2
BAPTIST HOSPITAL OF MIAMI MCI BROWARD LABORATORY			2	100%	2
PHYSICIANS PREMIER			2	100%	2
NEWTON MEMORIAL HOSPITAL		2			2
LIFESPRING COMMUNITY HEALTH		2			2
TRINITAS REGIONAL MEDICAL CENTER		1	1	50%	2
OELWEIN HEALTH CARE CENTER		2			2
Eagle Health and Rehabilitation		2			2
Providence VAMC		2			2
GRANDVIEW COLLEGE STUDENT HEALTH CENTE		2			2
MEDICAL ASSOCIATES OF BREVARD LLC		1	1	50%	2
CROSSTOWN PHARMACY		2			2
CQUENTIA NGS, LLC			2	100%	2
LabCorp of America			2	100%	2
John L. McClellan Memorial Veterans Hospital		2			2
ATVIVO LLC		2			2
FHCP ASC - ORANGE CITY			2	100%	2
BIONIC TECHNOLOGIES CORPORATION			2	100%	2
HOME CARE PHARMACY OF PALM COAST INC		2			2
EAST CORE LAB			2	100%	2
MCLAREN REGIONAL MEDICAL CENTER			2	100%	2
PLAINS REGIONAL MEDICAL CENTER		2			2
CVS MA2125POCT NATICK		1	1	50%	2
MEDICAL ASSOCIATES OF BREVARD DR S VYAS			2	100%	2
METROHEALTH SYSTEM			2	100%	2
KAISER SUNNYSIDE MEDICAL CTR LAB		2			2
HAPPY KIDZ PEDIATRICS PL		1	1	50%	2
EVERYBODY'S FAMILY CLINIC		2			2
CVS NC2559POCT CHARLOTTE		2			2
Macon Valley Nursing and Rehabilitation Center		2			2
ST JOSEPH'S HOSPITAL INC			2	100%	2
MINUTECLINIC DIAG OF IND, LLC #4368		2			2
CATHOLIC HEALTH LABORATORY SERVICES		2			2
ADVENTHEALTH MEDICAL GROUP FAMILY AND INTERNAL		1	1	50%	2
RIDGEFIELD PEDIATRIC ASSOCIATES		2			2
SIGNATURE CARE LEWISVILLE-EMERGENCY CENTER		1	1	50%	2
NEW BRIDGE MEDICAL CENTER		2			2

COVID-19: testing by laboratory

Data through Apr 16, 2021 verified as of Apr 17, 2021 at 09:25 AM

Data in this report are provisional and subject to change.

The numbers in the table below represent the number of Florida and non-Florida residents for whom test results were received by the Department of Health. A person can be tested by more than one laboratory and can have both positive and negative results. **Therefore, the sum of the numbers in each column will be larger than the total number of people tested.**

Reporting lab	Inconclusive	Negative	Positive	Percent positive	Total
Mount Olivet Careview Home		2			2
Kroger 477 - The Little Clinic Fort Mitchell		2			2
MEDEXPRESS URGENT CARE - MARTINSVILLE		2			2
UNIVERSITY OF MIAMI HOSPITALS & CLINIC			2	100%	2
GOUVERNEUR HOSPITAL LABORATORY		2			2
UNIVERSITY OF MISSOURI HEALTH CARE			2	100%	2
COUNTRY COTTAGE		2			2
LACORP		1	1	50%	2
BAYCARE OUTREACH LAB			2	100%	2
Fox Subacute at Warrington		2			2
AMICUS MEDICAL CENTER LLC			2	100%	2
FRESENIUS KIDNEY CARE SOUTH ST PETERSBURG			2	100%	2
CLEVELAND CLINIC FLORIDA LABORATORY			2	100%	2
The Laurels of Hendersonville		2			2
MEDEXPRESS URGENT CARE PENNSVILLE		2			2
Lake Charles Healthcare LLC dba Landmark Lake Charles			2	100%	2
CPL LABS			2	100%	2
FALCON HEALTH CENTER			2	100%	2
PROFESSIONAL DIALYSIS CENTER			2	100%	2
MATHER HOSPITAL			2	100%	2
Elba Nursing and Rehabilitation Center, LLC		2			2
APC PEDIATRICS			2	100%	2
EXCEPTIONAL EMERGENCY CENTER - AMARILLO			2	100%	2
INNOVATIVE CARE II LLC			2	100%	2
Bedford Care Center of Hattiesburg		2			2
Kroger 400 - The Little Clinic Hartley Bridge Rd		1	1	50%	2
ADVENT HEALTH CENTRAL TEXAS		1	1	50%	2
Guilford Health Care Center		2			2
RAPID MEDLAB (002MO)		2			2
MIDWAY PRIMARY CARE LLC		2			2
CVS OH4327POCT PAINESVILLE		2			2
ROCKEFELLER UNIVERSITY CLINICAL GENOMICS LABORATOR		2			2
WALGREENS #06583		2			2
PRIMARY HEALTH CARE ASSOCIATES INC			2	100%	2
DEPT OF HEALTH			2	100%	2
Greystone Nursing and Rehab, LLC			2	100%	2
NEW YORK CITY DEPARTMENT OF HEALTH			2	100%	2
PHOEBE BERKS HEALTH CARE CENTER		2			2
WATERS PEDIATRIC CENTER			2	100%	2
Kroger 409 - The Little Clinic Hebron Marketplace		1	1	50%	2
MINERS COLFAX MEDICAL CENTER		2			2
PM PEDIATRICS OF BAYSIDE PLLC - BELLER		2			2
CVS OH6167POCT ASHLAND		2			2
JFK MEDICAL CENTER LABORATORY DEPT		2			2
CAROLINAS HEALTHCARE SYSTEM LAB			2	100%	2
CVS MD1490POCT GAITHERSBURG		2			2

COVID-19: testing by laboratory

Data through Apr 16, 2021 verified as of Apr 17, 2021 at 09:25 AM

Data in this report are provisional and subject to change.

The numbers in the table below represent the number of Florida and non-Florida residents for whom test results were received by the Department of Health. A person can be tested by more than one laboratory and can have both positive and negative results. **Therefore, the sum of the numbers in each column will be larger than the total number of people tested.**

Reporting lab	Inconclusive	Negative	Positive	Percent positive	Total
MEMORIAL HEALTH SYSTEM		1	1	50%	2
ROYAL CARE MEDICAL CENTER			2	100%	2
PT&J REHAB LLC		1	1	50%	2
IN & OUT URGENT CARE METAIRIE			2	100%	2
ONTARIO COUNTY PUBLIC HEALTH		2			2
Medilodge of Monroe		2			2
MY PHARMACY			2	100%	2
First Care Living Center/Essentia Health			2	100%	2
MINUTECLINIC DIAGNOSTIC MEDICAL		2			2
STARR COUNTY MEMORIAL HOSPITAL			2	100%	2
AYASS BIOSCIENCE LLC			2	100%	2
MEDEXPRESS URGENT CARE - SPRINGDALE, S 40TH STREET		2			2
JACKSON LABORATORY OF GENOMIC MEDICINE		2			2
EXPRESS CARE OF THE SHOALS		1	1	50%	2
NOVA SOUTHEASTERN UNIVERSITY - STUDENT MEDICAL CTR			2	100%	2
CVS TX7603POCT SAGINAW		2			2
MEDEXPRESS - WILMINGTON KIRKWOOD HIGHWAY		2			2
MEDEXPRESS URGENT CARE - WOODBURY			2	100%	2
MILLERSVILLE UNIVERSITY HEALTH SERVICE		2			2
ELITE MEDICAL LABORATORY SOLUTIONS LLC			2	100%	2
DUKE HEALTH REGIONAL HOSPITAL			2	100%	2
CVS AZ7075POCT CHANDLER		2			2
THE EDGEWATER AND WATERMAN VILLAGE			2	100%	2
Kroger 667 - The Little Clinic Litchfield Park		2			2
A G RHODES HOME AT WESLEY WOODS		2			2
CVS NM7242POCT ALBUQUERQUE		2			2
SMITH NORTHVIEW HOSPITAL LAB			2	100%	2
FLORIDA PRIMARY CARE CENTER PA		2			2
THE HOSPITAL OF PROVIDENCE EMERGENCY ROOM			2	100%	2
AMERICAN MEDICAL LABORATORIES			2	100%	2
UNIVERSITY COMMUNITY HEALTH SERVICES		1	1	50%	2
SACRED HEART HOSPITAL ON THE EMERALD			2	100%	2
PUBLIC HEALTH LABORATORY	1		1	50%	2
PTC LABORATORIES			2	100%	2
NEMOURS CHILDREN'S PRIMARY CARE OF VERO BEACH			2	100%	2
MINUTECLINIC DIAGNOSTIC PA #7110		2			2
CVS NH1004POCT SALEM		1	1	50%	2
FLORIDA MEDICAL CLINIC CARDIOLOGY-ZH			2	100%	2
PINELLAS CHD - CLEARWATER		1	1	50%	2
FLORIDA MEDICAL CENTER OF CLEARWATER		2			2
Cottage of the Shoals		2			2
CVS MA1179POCT HUDSON		1	1	50%	2
WESTMINSTER SUNCOAST			2	100%	2
CVS MA2600POCT WEYMOUTH		1	1	50%	2
WELLNESS MEDICAL CLINIC			2	100%	2
BROOKDALE PALM BEACH GARDENS			2	100%	2

COVID-19: testing by laboratory

Data through Apr 16, 2021 verified as of Apr 17, 2021 at 09:25 AM

Data in this report are provisional and subject to change.

The numbers in the table below represent the number of Florida and non-Florida residents for whom test results were received by the Department of Health. A person can be tested by more than one laboratory and can have both positive and negative results. **Therefore, the sum of the numbers in each column will be larger than the total number of people tested.**

Reporting lab	Inconclusive	Negative	Positive	Percent positive	Total
SENECA HEALTH CARE CENTER		2			2
BERGEN COUNTY SURGICAL AND ENDOSCOPY CENTER		2			2
Iron County Medical Care Facility		2			2
IN AND OUT URGENT CARE			2	100%	2
Durham VAMC		2			2
NORTHSIDE HOSPITAL D/B/A ARTHRITIS		2			2
REELFOOT FAMILY WALK IN CLINIC - TIPT		2			2
CLINICAL REFERENCE LABORATORY, INC		2			2
Kroger 647 - The Little Clinic Newnan Crossings		1	1	50%	2
SPECTRA EAST INC		1	1	50%	2
CVS MO5724POCT KANSAS CITY		2			2
SHEPHERD CENTER CLINICAL LABORATORY		2			2
GET WELL EXPRESS URGENT CARE & WALK-IN CLINIC			2	100%	2
BIOMAT USA			2	100%	2
ASHLEY PEDIATRICS			2	100%	2
TGH Brandon Healthplex Laboratory			2	100%	2
VALLEY BAPTIST MEDICAL CENTER: BROWNSVILLE			2	100%	2
Garden Care Center		2			2
LAKE BALDWIN			2	100%	2
MEDEXPRESS URGENT CARE - ROSS TOWNSHIP		2			2
PALM WEST INTERNIST PA			2	100%	2
ManorCare Rehab Center of Marietta		2			2
COLONIAL VILLA GOOD SAMARITAN CENTER		2			2
RAINY LAKE MEDICAL CENTER			2	100%	2
KANSAS CITY VA MEDICAL CENTER			2	100%	2
The Grand Rehabilitation & Nursing Utica		2			2
MAWD PATHOLOGY GROUP			2	100%	2
PUBLIX PHARMACY #1048		2			2
SIMMONS			2	100%	2
CAREWELL JW - WORCESTER LNC			2	100%	2
GIGI WOOD DAVIS DO-FAMILY MEDICINE		2			2
MASSENA HOSPITAL LABORATORY		2			2
METHODIST SPECIALTY CARE CENTER		2			2
JOHN D. ARCHBOLD MEM. HOSPITAL			2	100%	2
UWMC MONTLAKE DEPT OF LAB MED			2	100%	2
MYKIDZMD PEDIATRICS PLLC		2			2
THOMASVILLE REGIONAL MEDICAL CENTER		2			2
REHOBOTH MCKINLEY CHRISTIAN HOSPITAL		2			2
PUBLIX PHARMACY #1387		2			2
SENDER RETREAT ADULT DAY CARE CENTERS			2	100%	2
Kroger 596 - The Little Clinic Brentwood		2			2
WEAKLEY COUNTY REHAB AND NURSING CENTER		2			2
Manor Care-Kingston Court of York PA, LLC		2			2
NORTHSIDE FAMILY MEDICINE AND URGENT CARE (CUMMING)		2			2
FL DEPT OF HEALTH MARION COUNTY MOBILE HEALTH UNIT			2	100%	2
ELMHURST MEMORIAL HOSPITAL			2	100%	2

COVID-19: testing by laboratory

Data through Apr 16, 2021 verified as of Apr 17, 2021 at 09:25 AM

Data in this report are provisional and subject to change.

The numbers in the table below represent the number of Florida and non-Florida residents for whom test results were received by the Department of Health. A person can be tested by more than one laboratory and can have both positive and negative results. **Therefore, the sum of the numbers in each column will be larger than the total number of people tested.**

Reporting lab	Inconclusive	Negative	Positive	Percent positive	Total
SOUTHERN SURGICAL ARTS		2			2
GULF COAST MEDICAL CENTER RESPIRATORY CARE			2	100%	2
ONE MEDICAL GROUP		1	1	50%	2
COASTAL MEDICAL LAB			2	100%	2
SUMMERFIELD RETIREMENT LIVING, INC			2	100%	2
INTEGRATED REGIONAL LABS			2	100%	2
KEY WEST HMA PHYSICIAN MANAGEMENT, LLC			2	100%	2
WALKONCLINIC			2	100%	2
MEMORIAL HOSPITAL OF CARBONDALE			2	100%	2
SANTA ROSA COUNTY HEALTH DEPARTMENT			2	100%	2
PRONTO URGENT CARE			2	100%	2
Kroger 550 - The Little Clinic Bellevue		2			2
TEQUESTA FAMILY MEDICAL CENTER LLC			2	100%	2
HEAD 2 TOE PEDIATRICS, PLLC		1	1	50%	2
Walgreens #12427		1	1	50%	2
AZALEA HEALTH AND REHABILITATION		2			2
TENNESSEE VALLEY HCS			2	100%	2
MED-LAKE LABORATORY, LLC			2	100%	2
CVS MINUTE CLINIC #5836		2			2
VA CBOC			2	100%	2
RAPID MD			2	100%	2
UPS			2	100%	2
STATE OF FLORIDA			2	100%	2
MEDEXPRESS URGENT CARE - OMAHA N 72 ST		2			2
HAMILTON CHD		2			2
Kroger 777 - The Little Clinic Shelbyville		1	1	50%	2
Absolut Care at Three Rivers		2			2
ADVANCED MEDICAL OF FLORIDA			2	100%	2
CVS AZ9277POCT TUCSON		2			2
STARR CITY OF ROMA COMMUNITY CENTER			2	100%	2
FLORIDA MEDICAL CLINIC, LLC			2	100%	2
LAB CORP OF AMER SAN DIEGO			2	100%	2
KIVA AT MOUNT DORA			2	100%	2
TRUE HEALTH INC			2	100%	2
SHELL POINT HOME HEALTH			2	100%	2
Eugene J. Towbin Healthcare Center		2			2
STUART SURGERY CENTER, LLC			2	100%	2
AUSTIN REGIONAL CLINIC MICROBIOLOGY LAB			2	100%	2
VANAYER HEALTHCARE AND REHAB CENTER		2			2
LEGACY LABORATORY SERVICES			2	100%	2
BAPTIST HOSPITAL INTERNAL MEDICINE GULF BREEZE			2	100%	2
ASPIRUS RIVERVIEW HOSPITAL & CLINICS INC		1	1	50%	2
DUBOIS CONTINUUM OF CARE COMMUNITY INC		2			2
NLC LABS			2	100%	2
TLC MEDICAL			2	100%	2
WOMENS CARE FLORIDA LLC-LABORATORY		2			2

COVID-19: testing by laboratory

Data through Apr 16, 2021 verified as of Apr 17, 2021 at 09:25 AM

Data in this report are provisional and subject to change.

The numbers in the table below represent the number of Florida and non-Florida residents for whom test results were received by the Department of Health. A person can be tested by more than one laboratory and can have both positive and negative results. **Therefore, the sum of the numbers in each column will be larger than the total number of people tested.**

Reporting lab	Inconclusive	Negative	Positive	Percent positive	Total
INTEAM HEALTH, INC.			2	100%	2
ST LUKES HOSPITAL			2	100%	2
ON-SITE MEDICAL SOLUTIONS		2			2
PANCARE HEALTH - SNEADS ELEMENTARY			2	100%	2
CALIFORNIA DIVISION OF COMMUNICABLE DISEASE CONTROL			2	100%	2
PALOS COMMUNITY HOSPITAL LABORATORY			2	100%	2
EASTERN NEW MEXICO UNIVERSITY STUDENT		2			2
Beecher Manor Nursing and Rehabilitation Center		2			2
POINTE MEDICAL SERVICES INC			2	100%	2
SHELBYVILLE HOSPITAL COMPANY		2			2
HEALTH GROUP CENTER INC			2	100%	2
Kroger 130 - The Little Clinic Colorado Springs		2			2
FEDERAL CORRECTIONAL INSTITUTION MARIANNA			2	100%	2
POMERENE HOSPITAL			2	100%	2
ORCHARD LABORATORIES			2	100%	2
RDX BIOSCIENCE INC			2	100%	2
POMONA VALLEY COMMUNITY HOSPITAL			2	100%	2
WEST HOUSTON MEDICAL CENTER			2	100%	2
MEDEXPRESS URGENT CARE - SOUTH CHARLESTON		2			2
WHITESANDS OUTPATIENT TREATMENT		2			2
MANASOTA PEDIATRICS			2	100%	2
CHARLOTTE COUNTY HEALTH DEPARTMENT			2	100%	2
Kroger 426 - The Little Clinic Suwanee		2			2
NAVAL BRANCH MEDICAL CLINIC			2	100%	2
MELBOURNE URGENT CARE			2	100%	2
WyndRidge Health & Rehabilitation		2			2
URGENT CARE AND SURGERY CENTER			2	100%	2
HIGHLAND PARK LAKEWOOD PRESTON HOLLOW			2	100%	2
BLUEWATER TOXICOLOGY			2	100%	2
AdventHealth Care Center Orlando North			2	100%	2
CVS NC6633POCT FAYETTEVILLE		2			2
ABRAKIDABRA PEDIATRIC CLINIC LLC			2	100%	2
CVS AZ5477POCT SURPRISE		2			2
ACKERMAN CANCER CENTER		2			2
TSALI CARE CENTER		2			2
PLASMA MED RESEARCH DBA		2			2
HOLSTON MEDICAL GROUP		2			2
OCEAN MEDICAL CENTER		1	1	50%	2
VALUE DRUGS GREENLAWN INC		2			2
AUGUSTA HEALTH SKILLED CARE			2	100%	2
INTERNAL MEDICINE ASSOCIATES-DUNELLON			2	100%	2
Waycross Health and Rehabilitation		2			2
ATLAS GENOMICS			2	100%	2
OSF ST JOSEPH MEDICAL CENTER			2	100%	2
MAINE CENTER FOR DISEASE CONTROL AND PREVENTION			2	100%	2
MCCALLIE SCHOOL-STUDENT HEALTH CENTER		2			2

COVID-19: testing by laboratory

Data through Apr 16, 2021 verified as of Apr 17, 2021 at 09:25 AM

Data in this report are provisional and subject to change.

The numbers in the table below represent the number of Florida and non-Florida residents for whom test results were received by the Department of Health. A person can be tested by more than one laboratory and can have both positive and negative results. **Therefore, the sum of the numbers in each column will be larger than the total number of people tested.**

Reporting lab	Inconclusive	Negative	Positive	Percent positive	Total
BIRMINGHAM INTERNAL MEDICINE ASSOCIATE		1	1	50%	2
URGENTMED PLANTATION			2	100%	2
RABI SINHA, MD		2			2
MAYO CLINIC GROUP PRACTICE LABORATORY			2	100%	2
BAYCARE LABORATORIES			2	100%	2
NORTH OKALOOSA PHYSICIAN GRP - WALK IN CLINIC			2	100%	2
UW HOSPITAL AND CLINICS		1	1	50%	2
AFC PHYSICIANS OF FLORIDA, PA			2	100%	2
EAST CENTRAL REGIONAL HOSPITAL GRACEWO		2			2
ACCESS MEDICAL GROUP OF FLORIDA CITY			2	100%	2
BOCA RATON REGIONAL HOSPITAL INC			2	100%	2
WARD MEMORIAL HOSPITAL		2			2
SUMMIT URGENT CARE PS			2	100%	2
Good Samaritan Society Waukon		2			2
CVS OH5457POCT POWELL		2			2
ADVENTHEALTH EAST ORLANDO EMPLOYEE CLINIC		2			2
CVS NC4169POCT FAYETTEVILLE		2			2
BLACKBAG DIGITAL HEALTH LLC		2			2
HEALTH FIRST MEDICAL GROUP			2	100%	2
Warren Center for Rehabilitation and Nursing		2			2
TALLAHASSEE MEMORIAL HEALTHCARE FAMILY MED RESIDENCY			2	100%	2
DRR JMC URGENT CARE DONALD ROSS			2	100%	2
MONICE DR.			2	100%	2
MERCY CONVENIENT CARE			2	100%	2
GERM BUSTERS 911 LLC			2	100%	2
BLANCHARD VALLEY HOSPITAL LABORATORY			2	100%	2
UT PATH			2	100%	2
RICHICHI FAMILY HEALTH			2	100%	2
MARCO ISLAND HOSPITAL INC D/B/A		1	1	50%	2
Beth Shalom Home of Eastern Virginia		1	1	50%	2
NEW YORK PSYCHIATRIC INSTITUTE		2			2
New Jersey Aim At Smg		2			2
MEDEXPRESS URGENT CARE-MT PLEASANT		1	1	50%	2
UNIVERSITY OF MARYLAND MEDICAL CENTER			2	100%	2
CEDARS-SINAI MEDICAL CENTER			2	100%	2
CVS SC7567POCT BOILING SPRINGS		1	1	50%	2
THE WINDSOR ORTEGA		2			2
BROOKSVILLE DIALYSIS			2	100%	2
RENFREW CENTERS INC		2			2
MEDRITE MEDICAL CARE PC		2			2
PUTNAM COUNTY PUBLIC HEALTH UNIT		2			2
PALM BEACH DIABETES & ENDOCRINE SPECIALISTS PA			2	100%	2
TENNESSEE DEPARTMENT OF HEALTH (TDH) - REGIONAL LABORATORY			2	100%	2
CVS NJ1927POCT GREEN BROOK		2			2
DIVERSE MEDICAL CARE LLC			2	100%	2
DNA DIAGNOSTICS CENTER		2			2

COVID-19: testing by laboratory

Data through Apr 16, 2021 verified as of Apr 17, 2021 at 09:25 AM

Data in this report are provisional and subject to change.

The numbers in the table below represent the number of Florida and non-Florida residents for whom test results were received by the Department of Health. A person can be tested by more than one laboratory and can have both positive and negative results. **Therefore, the sum of the numbers in each column will be larger than the total number of people tested.**

Reporting lab	Inconclusive	Negative	Positive	Percent positive	Total
PATIENT FIRST-BATTLEFIELD			2	100%	2
MC DIAGNOSTIC OF CONNECTICUT, PC #252		1	1	50%	2
MAGNOLIA MANOR OF COLUMBUS		2			2
SYNEOS HEALTH			2	100%	2
UF KANAPAHA LAB BEAKER		2			2
ENCOMPASS HEALTH HOME HEALTH		1	1	50%	2
ORLANDO HEALTH MEDICAL GROUP		1	1	50%	2
CVS OH4301POCT NORTHFIELD		2			2
OAKMONT WEST- GREENVILLE SC		2			2
CVS IN6559POCT AVON		2			2
CARE 365			2	100%	2
SOUTHEAST GEORGIA HEALTH SYSTEM			2	100%	2
CLEAR LAKE REGIONAL MEDICAL CENTER			2	100%	2
MEDEXPRESS URGENT CARE - ST CLAIR, CLOVER DR.		1	1	50%	2
CHRISTIAN REST HOME ASSOC		2			2
LIBERTY HEALTH CENTER			2	100%	2
CRAWFORD COUNTY CARE CENTER		2			2
UNIVERSITY OF VERMONT MEDICAL CENTER			2	100%	2
RIVERVIEW MEDICAL CLINIC		2			2
VA Ann Arbor HCS		1	1	50%	2
Providence of Sparta Health and Rehabilitation		2			2
CVS NE2741POCT LA VISTA		2			2
EXCELTOX LABORATORIES LLC		2			2
PREMIER FAMILY CARE I, INC			2	100%	2
APPLECARE VALDOSTA			2	100%	2
COVANCE			2	100%	2
STEWART ST ELIZABETH MEDICAL CENTER			2	100%	2
Kroger 020 - The Little Clinic Wheat Ridge		2			2
NEMOURS CHILDREN'S PRIMARY CARE THE VILLAGES		2			2
NORTHSIDE FAMILY MEDICINE AND URGENT CARE (HOLLY SPRINGS)		2			2
CONWAY MEDICAL CENTER			2	100%	2
UK HEALTHCARE			2	100%	2
GASTROENTEROLOGY ASSOCIATES			2	100%	2
NORTHWEST MEDICAL CENTER LABORATORY		2			2
THE CLUB AT BOYNTON BEACH, LLC			2	100%	2
OUR LADY OF THE LAKE REGIONAL MEDICAL CENTER			2	100%	2
SPRING HILL REGIONAL HOSPITAL			2	100%	2
STUDENT HEALTH SERVICES			2	100%	2
INTEGRITY CLINICAL RESEARCH CENTER INC		1	1	50%	2
MEDERI CARETENDERS		1	1	50%	2
ROPER HOSPITAL			2	100%	2
MIAMI DADE MEDICAL RESEARCH INSTITUTE			2	100%	2
Church Creek SNF			2	100%	2
PALMS OF FT MYERS,THE			2	100%	2
MEMORIAL SLOAN KETTERING CANCER CENTER		1	1	50%	2
PENINSULA REGIONAL MED CTR LAB			2	100%	2

COVID-19: testing by laboratory

Data through Apr 16, 2021 verified as of Apr 17, 2021 at 09:25 AM

Data in this report are provisional and subject to change.

The numbers in the table below represent the number of Florida and non-Florida residents for whom test results were received by the Department of Health. A person can be tested by more than one laboratory and can have both positive and negative results. **Therefore, the sum of the numbers in each column will be larger than the total number of people tested.**

Reporting lab	Inconclusive	Negative	Positive	Percent positive	Total
ADVANTA ANALYTICAL LABORATORIES			2	100%	2
DMC UNIVERSITY LABORATORIES		1	1	50%	2
SOUTHEASTERN INSTITUTE OF RESTORATIVE MEDICINE		1	1	50%	2
BEAUFORT MEMORIAL			2	100%	2
Holiday Retirement Home			2	100%	2
ADVENT HEALTH - OWASA			2	100%	2
LAKE SUCCESS EXTENDED CARE		2			2
FLAGLER HOME CARE			2	100%	2
MARIANNA CBOC		2			2
LAREDO EMERGENCY ROOM			2	100%	2
MEDPOST - NORTH DALLAS			2	100%	2
NIAGARA APOTHECARY INC		2			2
NEW YORK CITY CENTRAL COVID			2	100%	2
GALEN BAYLOR EXTENSION		2			2
NORTHEAST FLORIDA HEALTH SERVICES, INC DBA FAMILY HEALTH SOURCE			2	100%	2
Workmens Circle Multicare Center		2			2
ROCKWALL URGENT CARE			2	100%	2
UHEALTH CARDIOLOGY			2	100%	2
FLORIDA MEDICAL CLINIC RADIOLOGY DALE MABRY		2			2
WILCOX MEDICAL CENTER-ALMA COLLEGE		2			2
BAYMEADOWS PRIMARY CARE		2			2
TWELVE OAKS RECOVERY CENTER			2	100%	2
CDK LIBERTY ENTERPRISES, LLC		2			2
RAPID URGENT CARE - ALBANY			2	100%	2
SOUTH HILLSBOROUGH CBOC			2	100%	2
Great Lakes Health Center			2	100%	2
DOCTORS MEDICAL CTR OF WALTON COUNTY			2	100%	2
ASSOCIATES IN UROGYNECOLOGY MD LLC		2			2
Sevierville Health and Rehabilitation		2			2
BAYCARE OUTREACH LAB WH SOUTH			2	100%	2
CORNERSTONE MEDICAL CARE OF BRANDON		2			2
MID AMERICA CLINICAL LABS			2	100%	2
LABCORP OF AMERICA HOLDINGS		1	1	50%	2
UNITED MEMORIAL MEDICAL CENTER			2	100%	2
NORTH MCALLEN PEDIATRIC CENTER			2	100%	2
MINUTECLINIC DIAGNOSTIC OF VIRGINIA, LLC #1980		2			2
AGILE URGENT CARE			2	100%	2
VA Greater LA HCS-Santa Maria OPC			2	100%	2
PM PEDIATRICS OF BAYSIDE, PLLC - RIVE		2			2
UNIVERSITY OF TEXAS AT EL PASO, THE			2	100%	2
GREEN POINT RX INC DBA ALTRU CHEMISTS		2			2
MEDEXPRESS URGENT CARE - BENTON		2			2
GULFCOAST JEWISH FAMILY			2	100%	2
RHODE ISLAND DEPARTMENT OF HEALTH LABORATORIES			2	100%	2
PIEDMONT WALTON HOSPITAL		2			2
JRS LABORATORY			2	100%	2

COVID-19: testing by laboratory

Data through Apr 16, 2021 verified as of Apr 17, 2021 at 09:25 AM

Data in this report are provisional and subject to change.

The numbers in the table below represent the number of Florida and non-Florida residents for whom test results were received by the Department of Health. A person can be tested by more than one laboratory and can have both positive and negative results. **Therefore, the sum of the numbers in each column will be larger than the total number of people tested.**

Reporting lab	Inconclusive	Negative	Positive	Percent positive	Total
RRMC CREEKSIDE LAB		2			2
BUCKINGHAM PAVILION INC		2			2
PALMETTO FAMILY HEALTH CENTER			2	100%	2
PALM BAY COMMUNITY OUTPATIENT CLINIC		2			2
WELL-KEY URGENT CARE SEVIERVILLE			2	100%	2
MY INSTADOC - HOWELL URGENT CARE		2			2
441 URGENT CARE-MULBERRY			2	100%	2
DALLAS VA MEDICAL CENTER - VA NORTH TEXAS HEALTH CARE SYSTEM			2	100%	2
PROSPECT URGENT CARE			2	100%	2
BFT LAB			2	100%	2
MAIN STREET MEDICAL CENTERS		2			2
NEW YORK UNIVERSITY MEDICAL CENTER			2	100%	2
WEST BOCA MEDICAL CENTER			2	100%	2
OPTIMAL MEDICINE INC		1			1
SUMMERFORD NURSING HOME, INC.		1			1
CVS AZ3264POCT PHOENIX			1	100%	1
BEACH CARE PLLC			1	100%	1
SISTERS MISSION			1	100%	1
TMH URGENT CARE CENTER			1	100%	1
THE INTERNAL MEDICAL GROUP		1			1
EASTSIDE MEDICAL CLINIC		1			1
UNIVERSITY OF FLORIDA			1	100%	1
Walgreens #5421		1			1
SHARP GROSSMONT HOSPITAL LABORATORY			1	100%	1
OKLAHOMA BLOOD INSTITUTE			1	100%	1
CFCH - FROSTPROOF			1	100%	1
LIFE CARE CENTER OF HILTON HEAD		1			1
CENTRAL TX MEDICAL CENTER - LAB			1	100%	1
FAIRHAVEN		1			1
MEMORIALCARE LONG BEACH MEDICAL CENTER			1	100%	1
TANGLEWOOD MANOR		1			1
GENEVA FAMILY HEALTH			1	100%	1
EXCEPTIONAL EMERGENCY CENTER			1	100%	1
Kroger 767 - The Little Clinic Beaumont		1			1
MORELL			1	100%	1
ULTIMATE ANALYSIS LABORATORY			1	100%	1
WELLSNOW URGENT CARE-OSWEGO			1	100%	1
THE NEW JEWISH HOME		1			1
CORDOVA FAMILY PRACTICE			1	100%	1
ST CATHERINE HOSPITAL LABORATORY			1	100%	1
BISHOP KEARNEY		1			1
ELKHART GENERAL HOSPITAL			1	100%	1
VISTA DEL SOL MED ASSOC		1			1
MINUTE CLINIC DIAGNOSTIC PA			1	100%	1
Bay View Nursing and Rehabilitation Center			1	100%	1
CARRINGTON, LLC D/B/A THE CARRINGTON		1			1

COVID-19: testing by laboratory

Data through Apr 16, 2021 verified as of Apr 17, 2021 at 09:25 AM

Data in this report are provisional and subject to change.

The numbers in the table below represent the number of Florida and non-Florida residents for whom test results were received by the Department of Health. A person can be tested by more than one laboratory and can have both positive and negative results. **Therefore, the sum of the numbers in each column will be larger than the total number of people tested.**

Reporting lab	Inconclusive	Negative	Positive	Percent positive	Total
ECHCS - Jewell Clinic		1			1
SOUTHERN OHIO MEDICAL CENTER			1	100%	1
HUNTERS CREEK MEDICAL ASSOCIATES PA		1			1
Rockcastle Health and Rehab		1			1
Autumn Care of Suffolk		1			1
TITUSVILLE REHABILITATION AND NURSING CENTER		1			1
MEMPHIS URGENT CARE #2, LLC			1	100%	1
HEALTH AND HOPE CLINIC INC			1	100%	1
PHYSICIANS PRIMARY CARE LEHIGH PEDS			1	100%	1
PALMA CEIA MED GROUP-SWANN		1			1
CVS LA1116POCT BATON ROUGE		1			1
HEBER VALLEY HOSPITAL			1	100%	1
DOYLESTOWN HOSPITAL			1	100%	1
STORMONT VAIL HOSPITAL			1	100%	1
CROWNPOINT HEALTHCARE FACILITY		1			1
HEARTLAND PHARMACY SEBRING			1	100%	1
Melbourne Terrace Rehabilitation Center			1	100%	1
LAKE COMMUNITY ACTION AGENCY		1			1
EVERLYWELL DIAGNOSTICS			1	100%	1
BAPTIST HEALTH PRIMARY CARE AT CUTLER BAY			1	100%	1
PHYSICIANS ASSOCIATES PA			1	100%	1
DOCTORS CARE – GREER		1			1
Indianspring of Oakley		1			1
ST MICHAEL'S ELITE MEDICAL HOSPITAL			1	100%	1
Alexandria Place		1			1
CVS TX1057POCT SAN ANTONIO		1			1
MID-FLORIDA PATHOLOGY LLC		1			1
DORA HOME CARE			1	100%	1
SUMMERFIELD PAIN MANAGEMENT			1	100%	1
BEAUMONT REFERENCE LABORATORY			1	100%	1
Manassas Health & Rehab			1	100%	1
IVAN, MAYA			1	100%	1
GAMMA HEALTHCARE, INC		1			1
NABI		1			1
PROGENESIS INC			1	100%	1
CARSON NURSING AND REHABILITATION CENTER		1			1
SUPREME MEDICAL GROUP PLLC			1	100%	1
ALBUQUERQUE INDIAN HEALTH CENTER		1			1
HENRICO DOCTOR'S LABORATORY			1	100%	1
Ravenwood Speciality Care		1			1
NEW SMYRNA BEACH AMBULATORY CARE CTR			1	100%	1
PIONEER CLINICAL RESEARCH LLC			1	100%	1
JOHN MANCHIN SR HEALTH CARE CENTER		1			1
CARBON HEALTH			1	100%	1
Chateau Girardeau			1	100%	1
COASTAL PEDIATRICS LLC			1	100%	1

COVID-19: testing by laboratory

Data through Apr 16, 2021 verified as of Apr 17, 2021 at 09:25 AM

Data in this report are provisional and subject to change.

The numbers in the table below represent the number of Florida and non-Florida residents for whom test results were received by the Department of Health. A person can be tested by more than one laboratory and can have both positive and negative results. **Therefore, the sum of the numbers in each column will be larger than the total number of people tested.**

Reporting lab	Inconclusive	Negative	Positive	Percent positive	Total
Urgent Care 24/7 Orlando LLC			1	100%	1
MEDEXPRESS URGENT CARE -HOWELL US HWY		1			1
COLLIER BLVD HMA PHYSICIANS MANAGEMENT LLC			1	100%	1
CARE ADVANTAGE			1	100%	1
NEMOURS CHILDREN'S PRIMARY CARE			1	100%	1
CVS MA929POCT FRANKLIN		1			1
CROSS CREEK HEALTH CARE		1			1
MY URGENT CARE CLINIC			1	100%	1
PALMS WEST SURGICENTER		1			1
FIRST CARE WALK IN CLINIC LLC			1	100%	1
ALL AMERICAN FAMILY AND GERIATRIC CARE			1	100%	1
Crowne Place Assisted Living		1			1
Kroger - KRO03500568			1	100%	1
SOUTH COUNTY MEDICAL CENTER			1	100%	1
PEDIATRIC ASSOCIATES - JACKSONVILLE			1	100%	1
SOUTHEASTERN PATHOLOGY ASSOCIATES			1	100%	1
ACCOMPLISHED HOME CARE		1			1
Bethany Manor		1			1
INTERNAL MEDICINE GROUP OF CENTRAL FLORIDA			1	100%	1
UT HEALTH RIO GRANDE VALLEY PRIMARY CARE AT			1	100%	1
STONECREST MEDICAL CENTER		1			1
Acts Manor House		1			1
DAYTONA BEACH DIALYSIS			1	100%	1
MISSOURI DEPT. OF HEALTH			1	100%	1
GADSDEN FAMILY PRACTICE		1			1
SIGNATURE CARE MIDLAND			1	100%	1
BLAKE AT PENSACOLA OPERATION CO, LLC, THE			1	100%	1
UABC			1	100%	1
KIDS HEALTH ALLIANCE PA			1	100%	1
WAKE FOREST MEDICAL CENTER LABORATORY			1	100%	1
SPACE COAST COMMUNITY PHARMACY			1	100%	1
Lenbrook		1			1
Carington Park			1	100%	1
CLEVELAND HEARTLAB			1	100%	1
EDGAR PRICE FAMILY & CHILDREN HEALTHCARE CENTER			1	100%	1
REGIONAL MEDICAL LABORATORY			1	100%	1
NATION'S BEST CARE HOME HEALTH			1	100%	1
Greene Meadows Nursing and Rehabilitation Center		1			1
IPSUM DIAGNOSTICS LLC		1			1
CLIFTON-FINE HOSPITAL LABORATORY		1			1
HEALTHPARTNERS HUDSON CLINIC			1	100%	1
EAST COAST INSTITUTE FOR RESEARCH LLC			1	100%	1
Niles Nursing and Rehab. Center		1			1
ABINGTON MEMORIAL HOSPITAL			1	100%	1
ELDERWOOD AT WAVERLY		1			1
Bolingreen Health and Rehabilitation		1			1

COVID-19: testing by laboratory

Data through Apr 16, 2021 verified as of Apr 17, 2021 at 09:25 AM

Data in this report are provisional and subject to change.

The numbers in the table below represent the number of Florida and non-Florida residents for whom test results were received by the Department of Health. A person can be tested by more than one laboratory and can have both positive and negative results. **Therefore, the sum of the numbers in each column will be larger than the total number of people tested.**

Reporting lab	Inconclusive	Negative	Positive	Percent positive	Total
JACKSONVILLE HEALTH & REHAB		1			1
CENTRAL FLORIDA MEDICAL CARE			1	100%	1
CAROMONT HEALTH			1	100%	1
PUBLIX PHARMACY #0332		1			1
HAWAII DEPARTMENT OF HEALTH LAB			1	100%	1
Home Health Care Clinic		1			1
MAGGY PHARMACY INC		1			1
PARK AVENUE MEDICAL PROFESSIONALS		1			1
SOUTH FLORIDA URGENT CARE CENTERS, LLC			1	100%	1
ADVANCE MD CARE			1	100%	1
MD NOW MEDICAL CENTERS, INC			1	100%	1
NATICK URGENT CARE			1	100%	1
VICTORIA PAIN AND REHABILITATION CENTER			1	100%	1
Nemours Children's Clinic-Orla			1	100%	1
AURORA HEALTH CARE METRO INC			1	100%	1
WELLMED AT LONGWOOD			1	100%	1
MARTIN HEALTH PHYSICIAN GROUP			1	100%	1
FAMILY MEDICAL CENTRE			1	100%	1
BAPTIST MINOR MEDICAL CENTER			1	100%	1
WASHINGTON SOLDIERS HOME AND COLONY		1			1
Kroger - KRO62000426			1	100%	1
UNLIMITED MEDICAL SERVICES OF FL PL DBA		1			1
ENZO LABS INC			1	100%	1
OPTI MED PHARMACY		1			1
BIODORON LABORATORIES			1	100%	1
LIFE CARE CENTER OF GWINNETT		1			1
SHANNON CLARK OD, PA			1	100%	1
BAYLOR SCOTT & WHITE ALL SAINTS MEDICAL CENTER FT			1	100%	1
OXLEY PARK HEALTH & REHAB		1			1
SPEARE MEMORIAL HOSPITAL			1	100%	1
PASCO COUNTY HEALTH DEPARTMENT			1	100%	1
BRANDON OUTREACH CLINIC			1	100%	1
ST VINCENTS OUTPATIENT IMAGING		1			1
SAN JOSE CLINIC		1			1
PIEDMONT QUICKCARE		1			1
WATERTOWN URGENT CARE		1			1
BLACKBERRY CENTER, THE		1			1
ODYSSEY HEALTH CARE OF MARION COUNTY LLC		1			1
HERNANDO COUNTY HEALTH DEPT			1	100%	1
AUGUSTA UNIVERISTY MEDICAL CENTER			1	100%	1
MISSION REGIONAL MEDICAL CENTER			1	100%	1
Accordius Health at Harrisonburg		1			1
PALM SPRINGS GENERAL HOSPITAL			1	100%	1
Kroger 907 - The Little Clinic Holland		1			1
MEDEXPRESS URGENT CARE - LAWTON		1			1
El Paso Health Care Center			1	100%	1

COVID-19: testing by laboratory

Data through Apr 16, 2021 verified as of Apr 17, 2021 at 09:25 AM

Data in this report are provisional and subject to change.

The numbers in the table below represent the number of Florida and non-Florida residents for whom test results were received by the Department of Health. A person can be tested by more than one laboratory and can have both positive and negative results. **Therefore, the sum of the numbers in each column will be larger than the total number of people tested.**

Reporting lab	Inconclusive	Negative	Positive	Percent positive	Total
PUTNAM CO HOSPITAL-D/B/A ASBURY TOWERS		1			1
BRUNSWICK HEALTH AND REHABILITATION CE		1			1
ADVENTHEALTH MEDICAL GROUP UROLOGY AT EAST ORLANDO		1			1
WALGREENS_CHICAGO		1			1
UNC HOSPITALS			1	100%	1
PEDIATRIC ASSOCIATES OF JULINGTON CREEK			1	100%	1
SAINT JOSEPHS HOSPITAL OF ATLANTA			1	100%	1
CARENOW URGENT CARE - ANTIOCH		1			1
INTERNAL MEDICINE ASSOCIATES		1			1
SUREPOINT URGENT CARE PADRE ISLAND			1	100%	1
ST. MARY MEDICAL CENTER		1			1
Jenkins Living Center		1			1
GENESIS MICROBIOLOGY LAB		1			1
LEHIGH PULMONARY ASSOCIATES			1	100%	1
CVS IL2297652CV CHICAGO		1			1
FAMILY MEDICAL CENTER		1			1
San Antonio Residence and Rehabilitation Center		1			1
FAU MEMORY & WELLNESS CENTER			1	100%	1
LAKE SIDE MEDICAL CENTER		1			1
LAKEWOOD RANCH MEDICAL GROUP LLC			1	100%	1
FORT MYERS DIALYSIS		1			1
HARTFORD HEALTH CARE & REHABILITATION			1	100%	1
Springdale Village		1			1
FREEPORT ER DOX URGENT CARE		1			1
STAT EMERGENCY CENTER			1	100%	1
OUCH URGENT CARE			1	100%	1
OAKWOOD HOSPITAL - DEARBORN LAB			1	100%	1
DOCTORS AFTER HOURS URGENT CARE CENTER			1	100%	1
POETS WALK SARASOTA			1	100%	1
PATIENT FIRST - GARRISONVILLE			1	100%	1
Pinnacle Health and Rehab at South Portland		1			1
WALK IN FAMILY MEDICINE CENTER			1	100%	1
CURA LABORATORY SERVICES			1	100%	1
DOCTOR TODAY URGENT CARE			1	100%	1
WELLSTAR SPALDING REGIONAL MEDICAL CENTER		1			1
CONVENIENT MD			1	100%	1
HEALTH CARE SERVICES LC			1	100%	1
SUPERKIDS PEDIATRICS			1	100%	1
GENESIS HOME HEALTH CARE SERVICES OF			1	100%	1
WMC HEALTH GROUP INC			1	100%	1
SC-GA2018 SIMPSONVILLE REHABILITATION		1			1
SUNRISE/QUAY COUNTY HEALTH CLINIC		1			1
EXPRESS LAB LIVINGSTON			1	100%	1
CAPE CORAL HOSPITAL NURSING			1	100%	1
NAVICENT HEALTH OCONEE, LLC		1			1
ST PETERSBURG GENERAL HOSPITAL LABORATORY			1	100%	1

COVID-19: testing by laboratory

Data through Apr 16, 2021 verified as of Apr 17, 2021 at 09:25 AM

Data in this report are provisional and subject to change.

The numbers in the table below represent the number of Florida and non-Florida residents for whom test results were received by the Department of Health. A person can be tested by more than one laboratory and can have both positive and negative results. **Therefore, the sum of the numbers in each column will be larger than the total number of people tested.**

Reporting lab	Inconclusive	Negative	Positive	Percent positive	Total
5 STAR HOME HEALTH SERVICES INC		1			1
LRGHEALTHCARE		1			1
ST. PETERSBURG PEDIATRICS-SEMINOLE			1	100%	1
Manor Care Health Services- Wilmington			1	100%	1
PALACE CARE AND REHAB		1			1
TARRYTOWN PHARMACY			1	100%	1
ALTA BATES SUMMIT MEDICAL CENTER CLINICAL LAB			1	100%	1
DONALSONVILLE HOSPITAL			1	100%	1
Dulles Health and Rehab Center		1			1
LACKAWANNA HEALTH AND REHAB CENTER		1			1
GULF COAST VILLAGE HOME HEALTH INC			1	100%	1
FASTMED - LAKEWAY			1	100%	1
NHC Chattanooga			1	100%	1
EXCEL URGENT CARE OF NJ			1	100%	1
GARNET HEALTH DOCTORS		1			1
LABORATORIO BUENA SALUD			1	100%	1
BUFFALO VAMC			1	100%	1
ROBERT TAYLOR COMMUNITY COMPLEX			1	100%	1
NHC HealthCare St. Charles		1			1
DOCTORS HEARING			1	100%	1
ATHENA PLASTIC SURGERY		1			1
WILLOWBROOKE CT AT LIMA ESTATES		1			1
HEALTH CHOICES, PLLC		1			1
ST LUKE LUTHERAN HOME		1			1
Bivins Pointe			1	100%	1
Kroger 968 - The Little Clinic Colerain Township		1			1
PINELLAS POINT NURSING AND REHAB CENTER			1	100%	1
ADVANCED CARDIOVASCULAR DIAGNOSTICS OF FL			1	100%	1
CHATEAU MADELEINE - SENIOR LIVING & MEMORY CARE			1	100%	1
RIVIERA BEACH HEALTH CENTER LAB			1	100%	1
NF Escambia, LLC DBA Olive BranchHealth and Rehabilitaion Center			1	100%	1
BOLLES SCHOOL, THE			1	100%	1
Courtenay Springs Village			1	100%	1
BMC/NASSAU			1	100%	1
ST JOHN'S HOME CARE			1	100%	1
Moab Regional Hospital			1	100%	1
RAMBAM URGENT CARE			1	100%	1
Kroger 359 - The Little Clinic Bellevue		1			1
PHYSICIANS ASSOCIATES			1	100%	1
CLAYTON NURSING AND REHABILITATION		1			1
RAPID CITY REGIONAL HOSPITAL -579 ATTN. LABORATORY		1			1
MEMORIAL HOSPITAL LOS BANOS			1	100%	1
WELLSTAR KENNESAW MEDICAL CENTER		1			1
WELLCARE URGENT CARE			1	100%	1
WHEATON FRANCISCAN LABORATORY			1	100%	1
WALGREENS #06025		1			1

COVID-19: testing by laboratory

Data through Apr 16, 2021 verified as of Apr 17, 2021 at 09:25 AM

Data in this report are provisional and subject to change.

The numbers in the table below represent the number of Florida and non-Florida residents for whom test results were received by the Department of Health. A person can be tested by more than one laboratory and can have both positive and negative results. **Therefore, the sum of the numbers in each column will be larger than the total number of people tested.**

Reporting lab	Inconclusive	Negative	Positive	Percent positive	Total
SOUTHERN REGIONAL MEDICAL CENTER		1			1
Kroger 410 - The Little Clinic Trinity		1			1
CELEBRATION HOSPITAL			1	100%	1
MOREHOUSE COLLEGE STUDENT HEALTH CENTE		1			1
Kroger 356 - The Little Clinic Middletown		1			1
Princeton Place			1	100%	1
SONNI'S PEDIATRICS			1	100%	1
ALPHA 1 ANTITRYPSIN RESEARCH PROGRAM			1	100%	1
Central Park Healthcare & Rehabilitation Center		1			1
MOBILE MEDICAL CLINIC			1	100%	1
SEATTLE-KING COUNTY			1	100%	1
Village Green Health & Rehabilitation		1			1
Kroger 524 - The Little Clinic Iron Bridge Road		1			1
TILLAMOOK COUNTY GENERAL HOSPITAL LAB		1			1
FLORIDA HOSPITAL ORMOND BEACH			1	100%	1
OPCO LLC LEGACY NURSING AND REHABILITA		1			1
BETHESDA ON TURKEY CREEK			1	100%	1
SUMMIT LABORATORY			1	100%	1
METROWEST MEDICAL CENTER - FRAMINGHAM			1	100%	1
CHC			1	100%	1
Kroger 379 - The Little Clinic Stony Brook		1			1
COVENANT HOSPITAL HOBBS D/B/A COVENANT		1			1
Avera Sr. James Care Center		1			1
NORTH SHORE HEMATOLOGY-ONCOLOGY ASSOCIATES PC		1			1
MACKINAC STRAITS LONG TERM CARE UNIT		1			1
THEDACARE FAMILY MEDICINE GATEWAY			1	100%	1
PRISMA HEALTH TUOMEY LABORATORY			1	100%	1
ACCESS FAMILY CARE LLC			1	100%	1
Encompass Health Rehab Hosp Alexandria		1			1
CHESAPEAKE REGIONAL MEDICAL CENTER			1	100%	1
WEST PALM BEACH PHARMACEUTICALS LLC			1	100%	1
HARDVARD VANGUARD MEDICAL ASSOCIATES - NEEDHAM			1	100%	1
EVANS FAMILY CARE PA			1	100%	1
CARESTAT HOSPICE SERVICES			1	100%	1
SOLARIS HEALTHCARE PLANT CITY		1			1
SWIFTCARE URGENT CARE, PLLC			1	100%	1
MEDICAL CITY NORTH HILLS			1	100%	1
LUTHERAN HOSPITAL OF INDIANA			1	100%	1
FAMILY MEDICINE AT KISSIMMEE		1			1
URGENT DOC -NACOGODOCHES CLINIC			1	100%	1
MBMG OF WINTER HAVEN			1	100%	1
WALMART PHARMACY 10-4554		1			1
CLEVELAND CLINIC FLORIDA LAB			1	100%	1
NORTH PALM CHIDRENS PHYSICIANS			1	100%	1
EASTGENE LABORATORIES		1			1
USF PHYSICIANS GROUP			1	100%	1

COVID-19: testing by laboratory

Data through Apr 16, 2021 verified as of Apr 17, 2021 at 09:25 AM

Data in this report are provisional and subject to change.

The numbers in the table below represent the number of Florida and non-Florida residents for whom test results were received by the Department of Health. A person can be tested by more than one laboratory and can have both positive and negative results. **Therefore, the sum of the numbers in each column will be larger than the total number of people tested.**

Reporting lab	Inconclusive	Negative	Positive	Percent positive	Total
COLER REHABILITATION AND NURSING CARE		1			1
APPLECARE BRUNSWICK			1	100%	1
FAMILY PRACTICE OF CENTRAL FLORIDA PA			1	100%	1
HCL LABORATORIES			1	100%	1
Crisp Regional Nursing and Rehab Center		1			1
HUGH CHATHAM FAMILY MEDICINE INDEPENDENCE		1			1
Schenectady Center for Rehabilitation & Nursing		1			1
RIVERSIDE PEDIATRIC GROUP, INC		1			1
COASTAL MANOR		1			1
MD NOW URGENT CARE			1	100%	1
Villa Maria			1	100%	1
WESTON COUNTY HEALTH SERVICES			1	100%	1
BRISTOL CHILDRENS CLINIC			1	100%	1
EAST TENNESSEE STATE UNIVERSITY		1			1
Bayou Vista Community Care Center			1	100%	1
NORTH SHORE MEDICAL CENTER - SALEM HOSPITAL			1	100%	1
CVS IL2297651CV JOLIET		1			1
JPS HEALTH CENTER AT TRUE WORTH PLACE			1	100%	1
HALE KUPUNA HERITAGE HOME		1			1
REGENTS PARK OF JACKSONVILLE			1	100%	1
Maple Lane Nursing Home		1			1
AMERICAN MEDICAL RESPONSE - FARMER BRA		1			1
DR JAMES D FORBES FAMILY CARE CENTER			1	100%	1
HEALTH & WELLNESS PROFESSIONALS INC			1	100%	1
Ohman Family Living at Holly Assisted Living		1			1
Kroger 465 - The Little Clinic Oakley		1			1
Eden Meadows		1			1
PROGRESSIVE MEDICAL RESEARCH			1	100%	1
ATLANTIS VISION CENTER			1	100%	1
WELLPATH			1	100%	1
ORDRS, INC.			1	100%	1
Eagle Point Health Care Center		1			1
CENTRAL ALABAMA HEALTH CARE SYSTEM			1	100%	1
PULSE MEDICAL DOCTOTS LLC			1	100%	1
VCU HEALTH SYSTEM AUTHORITY - MCV HOSPITALS			1	100%	1
Oregon Veterans Home The Dalles		1			1
HOUSTON DEPARTMENT OF HEALTH AND HUMAN SERVICES			1	100%	1
WEST COAST CLINICAL LABS INC			1	100%	1
MEDOR/ACC SYNCHRONY			1	100%	1
FRANKLIN CBOC			1	100%	1
VA Tennessee Valley HCS-Nashville Campus			1	100%	1
CAREWELL 203			1	100%	1
Florence Home		1			1
CORONA CONCIERGE, LLC		1			1
Schoenbrunn Healthcare		1			1
FAMILY AND INTERNAL MEDICINE ASSOCIATES		1			1

COVID-19: testing by laboratory

Data through Apr 16, 2021 verified as of Apr 17, 2021 at 09:25 AM

Data in this report are provisional and subject to change.

The numbers in the table below represent the number of Florida and non-Florida residents for whom test results were received by the Department of Health. A person can be tested by more than one laboratory and can have both positive and negative results. **Therefore, the sum of the numbers in each column will be larger than the total number of people tested.**

Reporting lab	Inconclusive	Negative	Positive	Percent positive	Total
AUGUSTA HEALTH CLINICAL LABORATORY			1	100%	1
PHYSICIANS PREMIER ER- CENTRAL AUSTIN			1	100%	1
EVERGREEN NURSING HOME		1			1
MEDICAL CENTER AFFILIATES PALM SPRINGS			1	100%	1
HHCS PHARMACY INC			1	100%	1
Cypress Cove Center		1			1
Manor Care of Dallastown d/b/a ManorCare Health Services - Dallastown		1			1
NAVARRO MEDICAL CENTERS LLC			1	100%	1
MEDEXPRESS URGENT CARE - UNIONTOWN		1			1
NORTHCREST PHYSICIAN SERVICES INC		1			1
Kroger 83 - The Little Clinic Rock Road		1			1
UCH LAB			1	100%	1
HEARTLAND OF MARIETTA OH LLC DBA		1			1
ACCESS TOTAL CARE - PORTLAND			1	100%	1
RINGLING HEALTH CENTER			1	100%	1
COMMUNITY HOSPITALS INDIANAPOLIS			1	100%	1
Mercy Manor Transition Center			1	100%	1
MEDEXPRESS URGENT CARE - LEOMINSTER		1			1
CVS AZ9273POCT TUCSON			1	100%	1
FLORIDA FAMILY LABORATORY		1			1
GENESIS HEALTH SYSTEM			1	100%	1
MRMC LAB MICRO			1	100%	1
Fairhope		1			1
BARTLE'S PHARMACY INC			1	100%	1
C V S / PHARMACY #833		1			1
PALM BEACH COUNTY SHERIFF OFFICE			1	100%	1
THE MEDICAL CENTER			1	100%	1
Mayfair Village Nursing Care Center		1			1
MEDEXPRESS NORTHSIDE			1	100%	1
OCALA RKC EAST HEMO #1			1	100%	1
STANDIFER PLACE		1			1
ANDERSON NURSING CENTER			1	100%	1
SHRIVERS PHARMACY AND WELLNESS CENTER			1	100%	1
LANTANA HC LAB			1	100%	1
Cerenity Senior Care-White Bear Lake		1			1
Traymore Nursing Center		1			1
LABORATORY COPORATION OF AMERICA			1	100%	1
BRISTOL REGINAL MEDICAL CENTER			1	100%	1
US LABORATORIES			1	100%	1
DAVITA DIALYSIS-NORTH			1	100%	1
Kroger 500 - The Little Clinic Speedway		1			1
Raleigh Center (WV)			1	100%	1
ANY LAB TEST NOW JACKSONVILLE		1			1
GSM OCED Subsection			1	100%	1
SILVER SPRINGS SHORES DIALYSIS			1	100%	1
LAKE VIEW COURT		1			1

COVID-19: testing by laboratory

Data through Apr 16, 2021 verified as of Apr 17, 2021 at 09:25 AM

Data in this report are provisional and subject to change.

The numbers in the table below represent the number of Florida and non-Florida residents for whom test results were received by the Department of Health. A person can be tested by more than one laboratory and can have both positive and negative results. **Therefore, the sum of the numbers in each column will be larger than the total number of people tested.**

Reporting lab	Inconclusive	Negative	Positive	Percent positive	Total
HEALTH GUAGE			1	100%	1
AMBRY GENETICS CORP	1				1
CARESPOT - OVIEDO			1	100%	1
WORKFORCE HEALTH DEPARTMENT			1	100%	1
HIDALGO FAMILY CLINIC			1	100%	1
DR PHILLIPS CENTER FOR WELLNESS		1			1
PHOEBE PRIMARY CARE CAMILLA			1	100%	1
URGENT CARE CENTER OF PORT ORANGE LLC			1	100%	1
KEY WEST BRANCH MEDICAL CLINIC			1	100%	1
ADAPTIVE BIOTECHNOLOGIES			1	100%	1
FIVE STAR PREMIER RESIDENCES OF POMPANO BEACH			1	100%	1
HOLMES FAMILY PRACTICE PA			1	100%	1
SPECTRUM LUDINGTON			1	100%	1
KANA MEDICAL			1	100%	1
AEGIS MEDICAL GROUP LLC			1	100%	1
Florence Nursing and Rehabilitation Center		1			1
HARDIN HEALTH INC		1			1
MARTINSBURG VAMC		1			1
BRIGHT HEALTH CLINIC CORP			1	100%	1
ADVENTHEALTH MEDICAL GROUP OBSTETRICS AND			1	100%	1
SC-GA2018 THE RIDGE REHABILITATION & H		1			1
INTERIM HEALTHCARE			1	100%	1
CEPERO PEDIATRICS PA			1	100%	1
Glen Oaks Health and REhabilitation		1			1
INNOVATIVE HEALTH DIAGNOSTIC OF CALIFORNIA			1	100%	1
CVS MA1121POCT WESTFORD		1			1
ST JOHNS MEDICAL CENTER		1			1
FAIRFIELD MEDICAL CENTER			1	100%	1
MYLAN-SOUTH POINT PA		1			1
VANAJA SUREDDI MD PA			1	100%	1
CULVER CITY URGENT CARE			1	100%	1
ST. MICHAEL'S ELITE HOSPITAL			1	100%	1
SENCARE MANAGEMENT		1			1
Hinesville VA Clinic		1			1
LOGAN COUNTY HOSPITAL			1	100%	1
CARING PROFESSIONAL HEALTH CARE LLC		1			1
NORTHEAST GEORGIA HEALTH SYSTEM			1	100%	1
INTERIM HEALTHCARE OF PALM COAST			1	100%	1
Brown Memorial Home		1			1
Kroger 016 - The Little Clinic Centennial		1			1
Northpoint Lexington Healthcare		1			1
MEDEXPRESS URGENT CARE - JACKSON		1			1
Avista Nursing and Rehab			1	100%	1
CANDLER HOSPITAL			1	100%	1
Arch Plaza Nursing and Rehabilitation Center			1	100%	1
RADIANCE HEALTH RX		1			1

COVID-19: testing by laboratory

Data through Apr 16, 2021 verified as of Apr 17, 2021 at 09:25 AM

Data in this report are provisional and subject to change.

The numbers in the table below represent the number of Florida and non-Florida residents for whom test results were received by the Department of Health. A person can be tested by more than one laboratory and can have both positive and negative results. **Therefore, the sum of the numbers in each column will be larger than the total number of people tested.**

Reporting lab	Inconclusive	Negative	Positive	Percent positive	Total
SURGERY CENTER, THE			1	100%	1
SPRINGFIELD HOSPITAL			1	100%	1
CVS TN6414POCT SMYRNA		1			1
ER NEAR ME HULEN		1			1
TREASURE COAST MEDICAL CONCIERGE LLC			1	100%	1
CHILDRENS AT NORTH POINT URGENT CARE L		1			1
LAS PALOMAS SENIOR LIVING		1			1
Kroger 006 - The Little Clinic Uintah Gardens		1			1
BAPTIST HOSPITAL EAST			1	100%	1
Fairview			1	100%	1
BORINQUEN HEALTH CENTER			1	100%	1
OAKWOOD HOSPITAL - SOUTHSHORE			1	100%	1
APC HEALTH LLC			1	100%	1
MIAMI JEWISH DIALYSIS			1	100%	1
CVS IL8744POCT BROOKFIELD		1			1
Walgreens #12695			1	100%	1
BREVARD COUNTY JAIL			1	100%	1
GOOD PEDIATRICS			1	100%	1
MEDICAL ASSOCIATES OF THE SHOALS		1			1
WALGREENS # 12338		1			1
AMERICAN LAB LLC		1			1
FAMILY MEDICAL CLINIC KENDALL LLC			1	100%	1
SUNSHINE FAMILY & WELLNESS CENTER			1	100%	1
SMITH			1	100%	1
ST JOHNS PEDIATRICS PA		1			1
Freedom Pointe at The Villages			1	100%	1
FLORIDA HOME HEALTH			1	100%	1
CVS CA9751POCT AGOURA		1			1
CYPRESS CREEK DIALYSIS CTR			1	100%	1
REHABILITATION CENTER OF SOUTH GEORGIA		1			1
BEAUMONT HOSPITAL			1	100%	1
KEY BISCLAYNE PEDIATRIC ASSOCIATES INC			1	100%	1
JACKSON MADISON CO. GEN. HOSPITAL			1	100%	1
HUNEYCUTT FAMILY PRACTICE			1	100%	1
Wedgewood Manor		1			1
HEARTLAND NURSING & REHABILITATION		1			1
CLEVELAND CLINIC FLORIDA WAIVED			1	100%	1
Lantern Park Specialty Care		1			1
BAPTIST HEALTH MEDICAL PLAZA			1	100%	1
NEW YORK STATE DEPARTMENT OF HEALTH			1	100%	1
TOMAH VAMC			1	100%	1
PARKVIEW MANOR NURSING HOME		1			1
TRIHEALTH			1	100%	1
Valley View Health and Rehabilitation, LLC		1			1
FREDERICK AVENUE GROUP HOME		1			1
PACIFICA CARE PLLC			1	100%	1

COVID-19: testing by laboratory

Data through Apr 16, 2021 verified as of Apr 17, 2021 at 09:25 AM

Data in this report are provisional and subject to change.

The numbers in the table below represent the number of Florida and non-Florida residents for whom test results were received by the Department of Health. A person can be tested by more than one laboratory and can have both positive and negative results. **Therefore, the sum of the numbers in each column will be larger than the total number of people tested.**

Reporting lab	Inconclusive	Negative	Positive	Percent positive	Total
LANGLEY DIALYSIS			1	100%	1
AMBULATORY CARE CLINIC, LLC			1	100%	1
TFH HOME HEALTH INC			1	100%	1
MISSISSIPPI VALLEY REGIONAL BLOOD CENTER			1	100%	1
PREMIUM HOME HEALTH CARE INC			1	100%	1
SOPHIA MEDICAL ASSOCIATES, PC			1	100%	1
CONTINENTAL HOME HEALTH CARE INC			1	100%	1
LIBERTY URGENT CARE			1	100%	1
CONNECTICUT CVS PHARMACY, LLC		1			1
MEDICAL LIFE-INC GUIDEWELL EMERGENCY MEDICINE			1	100%	1
UNIVERSITY PLACE NURSING CENTER		1			1
SMITH KLINE			1	100%	1
HARMONY HEALTHCARE ORLANDO INC		1			1
SIERRA HEALTH CARE CENTER		1			1
AESTHETIC PHYSICIANS PC			1	100%	1
Kroger - KRO01100688			1	100%	1
BETTER U BETTER LIFE WELLNESS LLC			1	100%	1
BRIDGES AT LIFE CARE CENTER OF OCALA, THE			1	100%	1
OMNICARE PHARMACY OF TEXAS 1, LP		1			1
WEST BOYNTON DIALYSIS			1	100%	1
Cornerstone at the Ranch		1			1
MEMORIAL HEALTH UNIVERSITY MEDICAL		1			1
THE TOLEDO HOSPITAL			1	100%	1
SPECTRUM LABORATORY			1	100%	1
MAINE HEALTH AND ENVIRONMENTAL TESTING LABORATORY			1	100%	1
BAPTIST MEDICAL PLAZA AT WESTCHESTER			1	100%	1
TENNOVA ER - SANGO			1	100%	1
NEMOURS CHILDREN HOSPITAL			1	100%	1
Casa Real Center		1			1
MORSELIFE HOME CARE INC			1	100%	1
Community Care Center of Heritage House, LLC			1	100%	1
ABRAZO WEST CAMPUS			1	100%	1
Rehab Select of Talladega		1			1
WALGREENS #01456		1			1
Remarkable Healthcare Dallas			1	100%	1
Chateau Living Center			1	100%	1
MIAMI-DADE COUNTY HEALTH DEPT.		1			1
NOVANT HEALTH PRINCE WILLIAM WELLNESS CENTER			1	100%	1
CORVALLIS CLINIC PC LAB		1			1
Davie Nursing & Rehabilitation Center		1			1
THE HEART HOSPITAL BAYLOR PLANO			1	100%	1
CENTER AT WATERFRONT		1			1
PHYSICIANS URGENT CARE			1	100%	1
Vista Park			1	100%	1
PHYSICIAN ASSOCIATES, LLC			1	100%	1
YOUR KIDS URGENT CARE			1	100%	1

COVID-19: testing by laboratory

Data through Apr 16, 2021 verified as of Apr 17, 2021 at 09:25 AM

Data in this report are provisional and subject to change.

The numbers in the table below represent the number of Florida and non-Florida residents for whom test results were received by the Department of Health. A person can be tested by more than one laboratory and can have both positive and negative results. **Therefore, the sum of the numbers in each column will be larger than the total number of people tested.**

Reporting lab	Inconclusive	Negative	Positive	Percent positive	Total
NOORANI MEDICAL CENTER LLC			1	100%	1
MEDEXPRESS URGENT CARE - CABOT			1	100%	1
ORLANDO DIALYSIS		1			1
KELLY			1	100%	1
Kroger 444 - The Little Clinic Dent		1			1
GULF COUNTY HEALTH DEPARTMENT			1	100%	1
Kempsville Health and Rehab Center		1			1
Sage Bluff Health & Rehabilitation Center		1			1
VA OPTOMETRY CLINIC			1	100%	1
CACERES SPECIALIZED GYNECOLOGY		1			1
BAYSHORE DIALYSIS			1	100%	1
COLLINS NURSING HOME		1			1
BOCA RATON REGIONAL HOSPITAL		1			1
SCHUYLER HOSPITAL		1			1
PREVENTIVE CARDIOLOGY AND INTERNAL MEDICINE ASSOCI			1	100%	1
CORE OCCUPATIONAL MEDICINE			1	100%	1
SEGAL INSTITUTE FOR CLINICAL RESEARCH INC			1	100%	1
SARHA DOCTORS CENTER			1	100%	1
Crowne Health Care of Eufaula		1			1
EXPRESS CARE OF OCALA			1	100%	1
EAGLE COUNTY HEALTH AND HUMAN SERVICES			1	100%	1
METHODISM MIDLOTHIAN MEDICAL CENTER			1	100%	1
URGENT 202 COX CREEK PKWY		1			1
CONSOLIDATED			1	100%	1
FIRSTCARE MEDICAL CENTER			1	100%	1
TRIPLE O RESEARCH INSTITUTE PA			1	100%	1
BROWARD MEDICAL LAB			1	100%	1
NHC HEALTH CARE CENTER		1			1
NEW ULM MEDICAL CENTER			1	100%	1
CLARKSVILLE MANOR INC		1			1
THYROID SPECIALTY LABORATORY			1	100%	1
MIAMI CHILDRENS HOSPITAL MIDTOWN OUTPATIENT CENTER			1	100%	1
CHRISTIANA HOSPITAL		1			1
PATIENT FIRST - CHERRY HILL		1			1
CHAMBREL AT PINECASTLE			1	100%	1
PALOMAR MEDICAL CENTER			1	100%	1
PRESTIGE ER			1	100%	1
MEDICAL CLINIC OF HOUSTON			1	100%	1
CFHC - FROSTPROOF			1	100%	1
PATIENT FIRST - WOODBURY		1			1
AUTUMN HOUSE			1	100%	1
SEABROOK EMS			1	100%	1
NEW MILFORD HOSPITAL			1	100%	1
MAIN STREET PHARMACY OF MARCELLUS, INC		1			1
GARDENS AT MAPLEWOOD			1	100%	1
DEPT OF VA MEDICAL CENTER - MIAMI			1	100%	1

COVID-19: testing by laboratory

Data through Apr 16, 2021 verified as of Apr 17, 2021 at 09:25 AM

Data in this report are provisional and subject to change.

The numbers in the table below represent the number of Florida and non-Florida residents for whom test results were received by the Department of Health. A person can be tested by more than one laboratory and can have both positive and negative results. **Therefore, the sum of the numbers in each column will be larger than the total number of people tested.**

Reporting lab	Inconclusive	Negative	Positive	Percent positive	Total
SALEM HOSPITAL REGIONAL LABORATORY		1			1
SOUTH TEXAS HEALTH SYSTEM ER - WARE ROAD			1	100%	1
Walgreens #9121		1			1
SAINT PETE MRI			1	100%	1
BRADENTON CONVENTION CENTER□			1	100%	1
SPRINGBROOK HOSPITAL			1	100%	1
FORT LOUDOUN PRIMARY CARE		1			1
VIP STARNETWORK		1			1
CALIFORNIA PUBLIC HEALTH LABORATORY			1	100%	1
OXY-GENLAB			1	100%	1
Good Samaritan Society-Atkinson		1			1
Elm Crest Senior Living Community		1			1
WALGREENS #05150		1			1
Ladera Center		1			1
CVS TX7824POCT GARLAND		1			1
Parkwood Healthcare Facility		1			1
Gulf Coast health and Rehabilitation, LLC		1			1
SV MOBILE HEALTH			1	100%	1
NEWCARE PRIMARY MEDICINE			1	100%	1
ST. LUKES HOSPITAL			1	100%	1
Westminster Canterbury Richmond		1			1
GREATER TAMPA AT HOME			1	100%	1
CVS PA2867POCT FOLSOM		1			1
Masonic Medical Research Institute			1	100%	1
EPIC CARE PHARMACY		1			1
PALM BEACH PEDIATRIC UROLOGY			1	100%	1
ALLEGANY COUNTY DEPARTMENT OF HEALTH		1			1
GRANITE FALLS LTC, LLC		1			1
PHOEBE SUMTER MEDICAL CENTER LABORATORY		1			1
Hillside Manor Rehabilitation and Extended Care Center		1			1
LabCorp L#09258295 M#09258285			1	100%	1
Central Alabama Veterans HCS - East Campus		1			1
Kroger 539 - The Little Clinic Memorial Blvd.		1			1
MARYWOOD HEIGHTS		1			1
CLINTON DRUG STORE		1			1
UF HEALTH EMERGENCY CENTER LABORATORY		1			1
HOLYOKE MEDICAL CENTER			1	100%	1
Kroger 527 - The Little Clinic Hwy 70 S.		1			1
LAB. CORP. OF AMERICA			1	100%	1
Accordius Health at Gastonia			1	100%	1
CLINICAL CARE, INC			1	100%	1
Diversicare of Eupora		1			1
CAN COMMUNITY HEALTH NORTH MIAMI, FL		1			1
AURORA CONSOLIDATED LABORATORY			1	100%	1
The Center at Centennial			1	100%	1
ANDREWS			1	100%	1

COVID-19: testing by laboratory

Data through Apr 16, 2021 verified as of Apr 17, 2021 at 09:25 AM

Data in this report are provisional and subject to change.

The numbers in the table below represent the number of Florida and non-Florida residents for whom test results were received by the Department of Health. A person can be tested by more than one laboratory and can have both positive and negative results. **Therefore, the sum of the numbers in each column will be larger than the total number of people tested.**

Reporting lab	Inconclusive	Negative	Positive	Percent positive	Total
SPECIALTY DRUG TESTING			1	100%	1
PSL JAX BEACH OPERATIONS LLC			1	100%	1
THE HOSPITALS OF PROVIDENCE EMERGENCY ROOM			1	100%	1
MEDEXPRESS URGENT CARE - PINE BLUFF S		1			1
EDITH NOURSE ROGERS MEMORIAL VAMC		1			1
Broomall Manor		1			1
WALGREENS #15291		1			1
Lexington Medical Center Extended Care		1			1
RIVERTON CBOC			1	100%	1
GUILFORD IMMEDIATE CARE, SYAH, LLC		1			1
HANCOCK REGIONAL HOSPITAL		1			1
ST LUKE'S CORNWALL HOSPITAL N			1	100%	1
CLINICAL LABORATORY DEPARTMENT			1	100%	1
BOTTINEAU GOOD SAMARITAN CENTER		1			1
Oakview Manor Health and Rehab		1			1
IDAHO HEALTH DEPARTMENT			1	100%	1
WALGREENS #05432		1			1
Medicalodges Neosho			1	100%	1
ABSOLUTE QUICK CARE			1	100%	1
Kroger 705 - The Little Clinic Richmond		1			1
J F K PEDIATRICS			1	100%	1
ADVANCE GASTROENTEROLOGY			1	100%	1
CAH ACQUISITION COMPANY 11 LLC			1	100%	1
MED LAB SERVICES, LLC			1	100%	1
CHILDRENS HEALTHCARE CTE OF NORTHERN		1			1
FLORIDA DEPARTMENT OF HEALTH PALM BEACH COUNTY			1	100%	1
PROVIDENCE HOSPITAL			1	100%	1
IVY CREEK HEALTHCARE & WELLNESS CENTRE			1	100%	1
RYE BEACH PHARMACY INC		1			1
HEALTH FIRST MEDICAL GROUP LLC			1	100%	1
Walgreens #3049		1			1
CVS KS8601POCT OVERLAND PARK			1	100%	1
UNIVERSITY OF MARYLAND PATHOLOGY ASSOCIATES			1	100%	1
Caldwell Care		1			1
ARLINGTON ADULT RESIDENTIAL FACILITY, INC			1	100%	1
CLINICAL MICROBIOLOGY LAB FAIRVIEW UNIVERSITY HOSPITAL			1	100%	1
Oak Hill Health & Rehabilitation Center			1	100%	1
MEMORIAL HERMANN SOUTHWEST HOSPITAL			1	100%	1
TALLAHASSEE DIALYSIS		1			1
WALKIN MEDICAL URGENT CARE,NEW CITY			1	100%	1
NEXT LEVEL URGENT CARE (WOODLANDS)			1	100%	1
MOUNT SINAI HOSPITAL OF QUEENS			1	100%	1
CVS IL7142POCT LOCKPORT		1			1
TAYLOR COUNTY HEALTH DEPARTMENT			1	100%	1
TIMPANOGOS REGIONAL HOSPITAL			1	100%	1
INTERNAL MEDICINE GROUP OF WINTER HAVEN PA		1			1

COVID-19: testing by laboratory

Data through Apr 16, 2021 verified as of Apr 17, 2021 at 09:25 AM

Data in this report are provisional and subject to change.

The numbers in the table below represent the number of Florida and non-Florida residents for whom test results were received by the Department of Health. A person can be tested by more than one laboratory and can have both positive and negative results. **Therefore, the sum of the numbers in each column will be larger than the total number of people tested.**

Reporting lab	Inconclusive	Negative	Positive	Percent positive	Total
Greenhaven Health and Rehabilitation		1			1
A.G. Rhodes		1			1
CARESPOT - WELLINGTON			1	100%	1
PARKWAY REGIONAL MEDICAL CENTER LAB			1	100%	1
THE EMORY CLINIC			1	100%	1
SUNY AT STONY BROOK			1	100%	1
GENVIEW DIAGNOSIS INC			1	100%	1
Riverside Nursing & Rehabilitation Center		1			1
SWIFT CREEK HEALTH CENTER AT THE TEMPL		1			1
NEMOURS CHILDRENS URGENT CARE			1	100%	1
PENROSE HOSPITAL			1	100%	1
Walgreens #12153		1			1
COURTLAND TERRACE		1			1
WILMINGTON NURSING AND REHAB			1	100%	1
SUMMIT DETOX INC			1	100%	1
CHATSWORTH ASSISTED LIVING COMMUNITY AT PGA NATIONAL			1	100%	1
MADISON REHABILITATION HOSPITAL		1			1
LP Marietta II, LLC		1			1
HAMPTON VAMC		1			1
Rio Grande City Nursing and Rehab Center			1	100%	1
CITRONELLE HEALTH AND REHABILITATION CENTER		1			1
ADVENTHEALTH PHYSICIAN GROUP - APPLEWOOD			1	100%	1
FALKVILLE HEALTHCARE		1			1
ACUTE AND COMMUNICABLE DISEASE PREVENTION			1	100%	1
PEDRO MENENDEZ HEALTH CENTER AT ST JOHNS			1	100%	1
EAST END PEDIATRICS		1			1
MARTIN MEM FAMILY CARE AT ST LUCIE W			1	100%	1
Ashland Place Health and Rehabilitation, LLC		1			1
OMAHA VA MEDICAL CENTER			1	100%	1
NORTHWEST TEXAS HEALTHCARE SYSTEM, INC			1	100%	1
HSRE-ASL CASSELBERRY TRS, LLC			1	100%	1
TEXAS HEALTH ARLINGTON MEMORIAL HOSPITAL			1	100%	1
DIGESTIVE DISEASE CARE PC		1			1
MEDEXPRESS URGENT CARE-HAVERHILL		1			1
POUDRE VALLEY HOSPITAL			1	100%	1
CHILDREN'S AT SATELLITE BOULEVARD URGE		1			1
MEADOWS PARK HEALTH AND REHABILITATION		1			1
AVANTARA REDFIELD		1			1
QUALITY LAB			1	100%	1
ADVANCED MEDICAL LABORATORIES (AML)			1	100%	1
HIGHLAND LABORATORY			1	100%	1
BAYLOR SCOTT & WHITE MEDICAL SURGICAL CLINIC			1	100%	1
GENERATIONS CENTER OF SPENCER		1			1
DISCOVERY AT HOME, LLC			1	100%	1
NONA MEDICAL ARTS		1			1
Kroger 353 - The Little Clinic Harpers Point		1			1

COVID-19: testing by laboratory

Data through Apr 16, 2021 verified as of Apr 17, 2021 at 09:25 AM

Data in this report are provisional and subject to change.

The numbers in the table below represent the number of Florida and non-Florida residents for whom test results were received by the Department of Health. A person can be tested by more than one laboratory and can have both positive and negative results. **Therefore, the sum of the numbers in each column will be larger than the total number of people tested.**

Reporting lab	Inconclusive	Negative	Positive	Percent positive	Total
ALLIANCE LABORATORY SERVICES			1	100%	1
WESTOX LABS		1			1
MEDEXPRESS URGENT CARE - NUTLEY		1			1
MORGAN MEDICAL CENTER		1			1
CARESPOT - LEE VISTA			1	100%	1
MEDEXPRESS URGENT CARE - HAMILTON SQUA		1			1
FOUNDATION LABORATORY			1	100%	1
ARIZA WELLNESS CARE LLC			1	100%	1
Sunnybrook Rehabilitation Center			1	100%	1
SHAW MEDICAL GROUP LLC			1	100%	1
Kroger 588 - The Little Clinic Thompsons Station		1			1
LIFESTREAM BEHAVIORAL CENTER INC			1	100%	1
CAREHERE HUDSON BAY			1	100%	1
EXACCARE KINGSTON, LLC			1	100%	1
SYNAPSE ANALYTICAL LABS		1			1
ALL PRO ORTHOPEDICS & SPORTS MEDICINE, PA			1	100%	1
Diversicare of Ripley		1			1
SANTA ROSA PEDIATRICS			1	100%	1
St. Catherine's manor of Findlay		1			1
CVS AZ69POCT PEORIA		1			1
DSI LABORATORIES-NAPLES-7TH			1	100%	1
1ST MED DOTHAN			1	100%	1
DSL TENANT II LLC			1	100%	1
DOCTORS MEMORIAL HOSP HOME HEALTH CARE		1			1
VELOCITY URGENT CARE - CHIMNEY HILL			1	100%	1
Birmingham Nursing and Rehabilitation East LLC		1			1
ATHENS MEDICAL CENTER			1	100%	1
SUN CITY DIAGNOSTIC CENTER			1	100%	1
ELLCOTT CENTER FOR REHABILITATION AND		1			1
CERMAK HEALTH SERVICES			1	100%	1
Maplewood of Cheshire County		1			1
BRANKO D PEJIC MD FAMILY PRACTICE			1	100%	1
Encompass Health Rehab Hosp Tinton Falls		1			1
Baypoint Healthcare Center			1	100%	1
TRITENN LLC		1			1
Kroger - KR003400316			1	100%	1
ADVANCED RESEARCH AND DIAGNOSTIC LABORATORY UNIVERSITY OF MINNESOTA			1	100%	1
ASHLEY CLINICAL DIAGNOSTIC LABORATORY			1	100%	1
NIHCC			1	100%	1
LAMARQUE DIALYSIS			1	100%	1
DEVITA		1			1
ROYAL PALM PEDIATRICS			1	100%	1
WELLINGTON WEST 100176			1	100%	1
Waycross VA CBOC		1			1
SUNCOAST FAMILY MEDICAL ASSOCIATES			1	100%	1
NSPIRE HEALTHCARE PLANTATION			1	100%	1

COVID-19: testing by laboratory

Data through Apr 16, 2021 verified as of Apr 17, 2021 at 09:25 AM

Data in this report are provisional and subject to change.

The numbers in the table below represent the number of Florida and non-Florida residents for whom test results were received by the Department of Health. A person can be tested by more than one laboratory and can have both positive and negative results. **Therefore, the sum of the numbers in each column will be larger than the total number of people tested.**

Reporting lab	Inconclusive	Negative	Positive	Percent positive	Total
OPTUM MEDICAL CLINIC IN ROCKRIMMON			1	100%	1
Washington County Nursing Home			1	100%	1
WALGREENS #5130			1	100%	1
NATIONAL INSTITUTES OF HEALTH CLINICAL CENTER			1	100%	1
GENESIS CARE USA OF FLORIDA, LLC			1	100%	1
HIGH DESERT COURT GROUP HOME			1	100%	1
LAKE LURE HEALTH CENTER			1	100%	1
ADVANCE HEALTH AND WELLNESS SOLUTIONS			1	100%	1
STERLING HOUSE OF PORT ORANGE		1			1
CARENOW MURFREESBORO MEDICAL CENTER PK		1			1
TRANSCEND PERFORMANCE AND LIFESTYLE INSTITUTE			1	100%	1
TEVAPHARM			1	100%	1
COMMUNITY MEDICAL CENTER-ORANGE CITY		1			1
GWINNETT MEDICAL CENTER			1	100%	1
SUN LABORATORY SERVICES,INC			1	100%	1
HALEYVILLE HEALTH CARE CENTER		1			1
FOCUSED CARE AT ALLENBROOK		1			1
ST JOSEPHS CHILDRENS HOSPITAL PEDI TRANSPORT			1	100%	1
ARCADIA DIALYSIS CENTER			1	100%	1
WALGREENS # 11165		1			1
Carrollton Manor Inc		1			1
MINUTE CLINIC DIAGNOSTIC MED GRP OF CA		1			1
BLOOD SYSTEMS LABORATORIES			1	100%	1
THE CHRIST HOSPITAL			1	100%	1
SACRED HEART HOSPITAL			1	100%	1
INFANTS & CHILDREN PA			1	100%	1
CVS M08595POCT RAYMORE		1			1
Big River Nursing and Rehab		1			1
GOOD SAMARITAN SOCIETY-FOREST CITY		1			1
SOUTHERN SPRINGS HEALTH CARE		1			1
FLORIDA EPIDEMIOLOGY PROGRAM			1	100%	1
FRESENIUS SOUTH FORT MYERS		1			1
WILSON FAMILY MEDICINE LLC		1			1
Pinnacle Assisted Living			1	100%	1
CENTRAL FLORIDA HEALTH CARE, INC			1	100%	1
KIDS CARE PEDIATRICS			1	100%	1
SARASOTA MEMORIAL HOSPITAL		1			1
LEELANAU OPCO, LLC		1			1
SMA BEHAVIORAL HEALTH SERVICES INC		1			1
Isle Health and Rehabilitation Center			1	100%	1
STEPHEN G NELSON MD PA			1	100%	1
Chatsworth Health Care		1			1
DOCTORS HOSPITAL OF LAREDO			1	100%	1
Imperial Healthcare Centre			1	100%	1
SHAH			1	100%	1
NORTHSIDE HOSPITAL GWINNETT		1			1

COVID-19: testing by laboratory

Data through Apr 16, 2021 verified as of Apr 17, 2021 at 09:25 AM

Data in this report are provisional and subject to change.

The numbers in the table below represent the number of Florida and non-Florida residents for whom test results were received by the Department of Health. A person can be tested by more than one laboratory and can have both positive and negative results. **Therefore, the sum of the numbers in each column will be larger than the total number of people tested.**

Reporting lab	Inconclusive	Negative	Positive	Percent positive	Total
WINTER PARK MEMORIAL HOSPITAL LABORATORY		1			1
FLAGLER CARE CENTER			1	100%	1
LEXINGTON HOSPITAL CORPORATION			1	100%	1
CONWAY - SHERWOOD URGENT CARE			1	100%	1
HOSPITAL SISTERS HEALTH SYSTEM (HSHS)			1	100%	1
EMERY MEDICAL CENTER			1	100%	1
ENT AND ALLERGY ASSOCIATES, LLP		1			1
Kroger 682 - The Little Clinic New Holland Market			1	100%	1
BMRHC HARRISON		1			1
QUEST INC			1	100%	1
CHILDREN'S MEMORIAL HOSPITAL			1	100%	1
GEORGE WASHINGTON UNIVERSITY HOSPITAL			1	100%	1
AUSTIN URGENT CARE			1	100%	1
SSC NASHVILLE OPERATING CO LLC D/B/A		1			1
MINUTECLINIC LLC #3351			1	100%	1
CARROLL UNIVERSITY STUDENT HEALTH CENTER		1			1
WESLEY CHAPEL INTERNAL MEDICINE AND PEDIATRICS PA			1	100%	1
VIRTUA HEALTH AND REHABILITATION		1			1
HOSPITAL METROPOLITANO SAN GERMAN			1	100%	1
BOND & STEELE CLINIC, PA			1	100%	1
SUNCOAST PRIMARY CARE LLC			1	100%	1
JUP Serology SubSection			1	100%	1
ERIE COUNTY EMERGENCY SERVICES DIV OF		1			1
ATHENS LIMESTONE HOSPITAL		1			1
Kroger 683 - The Little Clinic Foothills Plaza		1			1
Lakeview Care Center			1	100%	1
Brynwood Health & Rehabilitation Center			1	100%	1
Towne Manor East		1			1
PANCARE HEALTH - BRUCE			1	100%	1
CYPRESS CREEK OUTPATIENT SURGICAL CTR, LLC			1	100%	1
HEALTHCARE AND REHAB OF SANFORD			1	100%	1
KENT		1			1
CVS NE8615POCT LINCOLN		1			1
TITUS REGIONAL MEDICAL CENTER			1	100%	1
RESOURCE PATH LLC			1	100%	1
SUMMIT HEALTHCARE REGIONAL MEDICAL		1			1
Heritage of Red Cloud		1			1
KAP MEDICAL GROUP, LLC			1	100%	1
MEDEXPRESS URGENT CARE-BRENTWOOD		1			1
Royal Palm Beach Health and Rehab Center			1	100%	1
LEE MEMORIAL HEALTH SYSTEMS HOME HEALTH		1			1
TENNOVA HEALTHCARE - CLEVELAND			1	100%	1
SAINT LEO UNIVERSITY INCORPORATED			1	100%	1
MEDICAL ASSOCIATES OF CARTER		1			1
SAINT BARNABAS MEDICAL CENTER		1			1
Life Care Center of Paradise Valley		1			1

COVID-19: testing by laboratory

Data through Apr 16, 2021 verified as of Apr 17, 2021 at 09:25 AM

Data in this report are provisional and subject to change.

The numbers in the table below represent the number of Florida and non-Florida residents for whom test results were received by the Department of Health. A person can be tested by more than one laboratory and can have both positive and negative results. **Therefore, the sum of the numbers in each column will be larger than the total number of people tested.**

Reporting lab	Inconclusive	Negative	Positive	Percent positive	Total
CRESTHAVEN			1	100%	1
ROSLYN INTERNAL MEDICINE		1			1
SPORTS MEDICINE CLINIC - U OF WYOMING			1	100%	1
HEALTHCARE ASSOCIATES OF IRVING, LLP			1	100%	1
VIVEX/UMTB BIOMEDICAL			1	100%	1
ARGENTINE CARE CENTER		1			1
APOLLO ADVANCED HOME HEALTH CORP			1	100%	1
Medilodge of Midland		1			1
Arlington Care Center			1	100%	1
EMERALD HEALTH CARE		1			1
AVERA SACRED HEART HOSPITAL			1	100%	1
KETTERING MEDICAL CENTER			1	100%	1
VA Texas Valley Coastal Bend Harlingen HCC		1			1
EVEZIA DIAGNOSTICS			1	100%	1
MID-SOUTH URGENT CARE, PLLC			1	100%	1
ST FRANCIS MEDICAL CENTER			1	100%	1
Heartland Health Care Center Jacksonville			1	100%	1
WEST VIRGINIA UNIVERSITY HOSPITALS			1	100%	1
Port Orange Nursing And Rehab Center			1	100%	1
MULTICARE PHYSICIANS			1	100%	1
CHI MEMORIAL HOSPITAL CHATTANOOGA			1	100%	1
MEMORIAL HERMANN KATY HOSPITAL			1	100%	1
777 URGENT CARE			1	100%	1
MEDEXPRESS URGENT CARE - BENTONVILLE		1			1
RCP OF MEMORIAL WEST			1	100%	1
MANHATTAN EYE EAR AND THROAT HOSPITAL		1			1
ADVENTHEALTH SENIOR CARE AT ORMOND			1	100%	1
JOHNSON & JOHNSON VISION CARE-VISTAKON			1	100%	1
CAPITAL HEALTH PLAN - GOVERNORS SQUARE			1	100%	1
Kroger 390 - The Little Clinic North College Hill		1			1
ORCHID TERRACE		1			1
NEMOURS CHILDREN'S			1	100%	1
ASSURANCE HEALTHCARE AND COUNSELING CENTER		1			1
Le Roy Village Green		1			1
Brown Nursing Home		1			1
BIOLOGICAL AND CHEMICAL EMERGENCIES LABORATORY			1	100%	1
GALVESTON COUNTY HEALTH DISTRICT			1	100%	1
Glenburn Home		1			1
SELECT SPECIALTY HOSPITAL - ORLANDO SOUTH			1	100%	1
JAX FAMILY CARE		1			1
LITTLE FALLS HOSPITAL LABORATORY		1			1
ANDERSON FAMILY MEDICINE			1	100%	1
METROPOLITAN			1	100%	1
VISTA LAKE ASSISTED LIVING			1	100%	1
Brownwood Nusing & Rehabilitation		1			1
VITAL CARE			1	100%	1

COVID-19: testing by laboratory

Data through Apr 16, 2021 verified as of Apr 17, 2021 at 09:25 AM

Data in this report are provisional and subject to change.

The numbers in the table below represent the number of Florida and non-Florida residents for whom test results were received by the Department of Health. A person can be tested by more than one laboratory and can have both positive and negative results. **Therefore, the sum of the numbers in each column will be larger than the total number of people tested.**

Reporting lab	Inconclusive	Negative	Positive	Percent positive	Total
Orchid Cove at Naples			1	100%	1
TEXAS HEALTH HARRIS METHODIST HOSPITAL			1	100%	1
BAYOU URGENT CARE			1	100%	1
Smg At Bridgewater Family Medicine		1			1
PALM BEACH DIABETES AND ENDOCRINE SPECIALISTS, PA			1	100%	1
LANGLADE			1	100%	1
HELGEMO & LIOU PEDIATRICS			1	100%	1
LAB TEST KENDALL LLC		1			1
COOSA VALLEY HEALTHCARE CENTER LLC		1			1
Signature HealthCare of Bowling Green		1			1
JOHN HOPKINS WELLNESS CENTER PEPSICO			1	100%	1
PEDIATRIC PARTNERS ZEPHYRHILLS			1	100%	1
MID FLORIDA DERMATOLOGY ASSOCIATES PA			1	100%	1
CLEVELAND CLINIC OHIO LABORATORIES			1	100%	1
HEALTHFORCE PARTNERS INC			1	100%	1
LIFE CARE CENTER OF CLEVELAND		1			1
THE LITTLE CLINIC LLC			1	100%	1
CMC MERCY LABORATORY			1	100%	1
PEDRO L ORTEGA MD PA			1	100%	1
PROGRESSIVE URGENT CARE, PC			1	100%	1
PUBLIC HEALTH LABORATORIES			1	100%	1
FLORIDA CLINICAL RESEARCH CENTER, LLC			1	100%	1
COMMUNITY			1	100%	1
WALGREENS #15369		1			1
CARENOW URGENT CARE-HENDERSONVILLE		1			1
SOUTHWEST REGIONAL PCR LABORATORY			1	100%	1
JEFFREY A HIRSCHFIELD, MD PA			1	100%	1
TRAFALGAR DIALYSIS			1	100%	1
NORTH FLORIDA FAMILY MEDICINE			1	100%	1
Walgreens #3661		1			1
PHOEBE HOME INC		1			1
CATERPILLAR INC - MIAMI DISTRIBUTION CENTER			1	100%	1
YUMA REGIONAL MEDICAL CENTER			1	100%	1
NORWALK HOSPITAL			1	100%	1
QC LABORATORY			1	100%	1
MED-LAKE LABORATORY			1	100%	1
Kroger 698 - The Little Clinic 14th Street/Bell		1			1
Franciscan Convalescent Hospital		1			1
WINDMOOR HEALTHCARE			1	100%	1
Heritage Inn Health and Rehabilitation		1			1
LONESTAR 24HRER MANAGEMENT LLC DBA LONESTAR 24HRER			1	100%	1
Mountain City Care and Rehabilitation Center		1			1
RED BUG LAKE ROAD OVIEDO COVID			1	100%	1
Hawthorne House		1			1
MEDICAL COLLEGE OF GEORGIA MEDICAL CENTER			1	100%	1
LAS PALMAS MEDICAL CENTER			1	100%	1

COVID-19: testing by laboratory

Data through Apr 16, 2021 verified as of Apr 17, 2021 at 09:25 AM

Data in this report are provisional and subject to change.

The numbers in the table below represent the number of Florida and non-Florida residents for whom test results were received by the Department of Health. A person can be tested by more than one laboratory and can have both positive and negative results. **Therefore, the sum of the numbers in each column will be larger than the total number of people tested.**

Reporting lab	Inconclusive	Negative	Positive	Percent positive	Total
KIOSK MEDICINE KENTUCKY LLC		1			1
MEDICAL EXAMINERS OFFICE, LEESBURG			1	100%	1
Parkview Care and Rehabilitation Center		1			1
WEST CARVER MEDICAL ASSOCIATES		1			1
SUNRISE CLINIC SANTA ROSA		1			1
American Fork Care Center dba Heritage Care Center		1			1
BETHESDA DIALYSIS			1	100%	1
BELLMORE PEDIATRICS		1			1
SUNSHINE PEDIATRICS OF LUTZ			1	100%	1
ADVENTHEALTH HOME CARE WATERMAN			1	100%	1
Parkside Manor		1			1
LYSTER MAIN LAB, FT RUCKER		1			1
St. Mary's Care Center		1			1
Greencroft Goshen		1			1
MEDEXPRESS URGENT CARE - MT EPHRAIM		1			1
Court House Center		1			1
PIEDMONT MOUNTAINSIDE HOSPITAL LAB - E		1			1
PROVIDENCE PORTLAND MEDICAL CENTER		1			1
STEPHENS COUNTY HOSPITAL			1	100%	1
CROZER-CHESTER MEDICAL CENTER			1	100%	1
Monument Health Strugis Care Center		1			1
DERMDX, DIV OF AURORA DIAGNOSTICS/BERNHARDT LAB		1			1
AVON PARK CLUSTER		1			1
CAN COMMUNITY HEALTH LLC		1			1
SOUTH DADE NURSING & REHABILITATION CENTER			1	100%	1
FLORIDA ADVANCED MEDICAL AND DERM AESTHETICS LLC			1	100%	1
PUBLIX PHARMACY #1114			1	100%	1
PERRY COUNTY NURSING HOME		1			1
PEACE RIVER CENTER CRISIS STABILIZATION UNIT			1	100%	1
ROSEN MEDICAL CENTER AT ROSEN COLLEGE CAMPUS			1	100%	1
ULTIMATE KIDNEY CARE			1	100%	1
Kroger 779 - The Little Clinic Georgetown		1			1
Robinson Terrace Rehabilitation and Nursing Center		1			1
OMC PRIMARY CARE - HOSPITAL CAMPUS			1	100%	1
TEXAS HEALTH ARLINGTON MEMORIAL		1			1
Spring Gate Rehab and Healthcare Center		1			1
CONCENTRA - TAMPA EAST		1			1
ST MARYS HEALTH CARE SYSTEM		1			1
Mason Health and Rehab		1			1
INDIAN RIDGE		1			1
CVS NY2297002CV NEW YORK			1	100%	1
WINNIFRED ASSISTED LIVING FACILITY INC		1			1
MEDONE URGENT CARE			1	100%	1
MERRILL GARDENS AT CHAMPIONSGATE			1	100%	1
Good Shepherd Fairview Home, Inc.		1			1
CVS MA634POCT KINGSTON			1	100%	1

COVID-19: testing by laboratory

Data through Apr 16, 2021 verified as of Apr 17, 2021 at 09:25 AM

Data in this report are provisional and subject to change.

The numbers in the table below represent the number of Florida and non-Florida residents for whom test results were received by the Department of Health. A person can be tested by more than one laboratory and can have both positive and negative results. **Therefore, the sum of the numbers in each column will be larger than the total number of people tested.**

Reporting lab	Inconclusive	Negative	Positive	Percent positive	Total
FRIO REGIONAL PRIMARY CARE AND URGENT CARE CLINIC			1	100%	1
BOCA GENERAL AND FAMILY MEDICINE		1			1
PCG MOLECULAR			1	100%	1
MEMORIAL HOSPITAL AT GULFPORT			1	100%	1
PORTAGE MEDICAL CENTER			1	100%	1
Consulate Health Care of Tallahassee			1	100%	1
COASTAL ER IX, PHYSICIANS PREMIER			1	100%	1
THE LITTLE CLINIC, LLC			1	100%	1
Kroger 670 - The Little Clinic Powell		1			1
GATEWAY HEALTHCARE, PC			1	100%	1
CENTRAL FLA PEDIATRIC URGENT CARE LLC		1			1
RAYMOND F CARON MD			1	100%	1
KROGER 915 - THE LITTLE CLINIC ANDERSON			1	100%	1
HAYS CLINICAL LAB			1	100%	1
Shelbyville Manor		1			1
WINTER GARDEN CHILDREN'S HEALTH CENTERS			1	100%	1
PALMETTO LANDING			1	100%	1
MEMORIAL HERMANN MEDICAL GROUP-ATASCOCITA PEDS			1	100%	1
KAISER PERMANENTE REGIONAL REFERENCE LABORATORY ASSOCIATESMD		1			1
ALL CHILDRENS PEDIATRIC CLINIC			1	100%	1
CARENOW-MONTGOMERY			1	100%	1
PALMETTO PRIMARY CARE PHYSICIANS			1	100%	1
NORTH BROWARD MEDICAL CENTER			1	100%	1
WINCHESTER URGENT CARE, PC		1			1
WESLEY MEDICAL CENTER			1	100%	1
BROOKS REHAB			1	100%	1
NORTH COUNTY MEDICAL LAB			1	100%	1
ADVANCED INDIVIDUALIZED MEDICINE OF NAPLES			1	100%	1
INDIGO PALMS			1	100%	1
NSUH AT SYOSSET		1			1
VALLEY HOSPITAL MEDICAL CENTER		1			1
CARENOW LAKE WORTH			1	100%	1
STATE OF CALIFORNIA DOH SERVICES			1	100%	1
Ramsey Village		1			1
SOUTHERN HILLS MEDICAL CENTER			1	100%	1
WILLOWBROOKE COURT AT MATTHEWS GLEN		1			1
PRIORITY CARE LLC			1	100%	1
IRA FIALKO DO			1	100%	1
Monument Health Custer Care Center		1			1
WILLOW DALE WELLNESS VILLAGE APARTMENT		1			1
NORTHERN KENTUCKY HEALTH DEPARTMENT			1	100%	1
Peninsula Nursing and Rehabilitation Center		1			1
HAMILTON CI MAIN UNIT ANNEX/ WORK CAMP			1	100%	1
Kroger 368 - The Little Clinic Frankfort West		1			1
UUHC - REDSTONE HEALTH CENTER LABORATORY			1	100%	1

COVID-19: testing by laboratory

Data through Apr 16, 2021 verified as of Apr 17, 2021 at 09:25 AM

Data in this report are provisional and subject to change.

The numbers in the table below represent the number of Florida and non-Florida residents for whom test results were received by the Department of Health. A person can be tested by more than one laboratory and can have both positive and negative results. **Therefore, the sum of the numbers in each column will be larger than the total number of people tested.**

Reporting lab	Inconclusive	Negative	Positive	Percent positive	Total
BELMONT VILLAGE AT JOHNS CREEK		1			1
Victory Health and Rehabilitation			1	100%	1
PHYSICIANS LAB INC			1	100%	1
CHILDREN'S AT CHAMBLEE BROOKHAVEN URGE		1			1
FLORIDA MEDICAL CLINIC PA GI			1	100%	1
XSTREMEMD			1	100%	1
INTERNAL MEDICINE EMILIA MURRAY MD PA		1			1
SKYRIDGE CLINICAL ASSOCIATES		1			1
PANCARE HEALTH - CARR ELEM & MIDDLE SCHOOL			1	100%	1
Kroger 717 - The Little Clinic Dolphin Drive			1	100%	1
MARTIN ARMY COMMUNITY HOSPITAL			1	100%	1
DILELLA			1	100%	1
MERITUS MEDICAL CENTER			1	100%	1
PM PEDIATRICS PC			1	100%	1
CVS AZ4795POCT MESA		1			1
WELLMED AT LINEBAUGH AVE			1	100%	1
Northern Nevada State Veterans Home		1			1
THE CLINIC ON SIXTH			1	100%	1
CSI LABORATORIES FLORIDA			1	100%	1
PULMONARY MEDICINE		1			1
FORT MYERS NORTH DIALYSIS		1			1
PENNY PEDIATRICS		1			1
TMH PHYSICIAN PARTNERS WAKULLA			1	100%	1
CARESPOT - OCOEE			1	100%	1
Livingston County Center for Nursing and Rehabilitation		1			1
BEACHSIDE DETOX		1			1
MARY WASHINGTON HOSPITAL HOME HEALTH AGENCY	1				1
ROSE HAVEN NURSING CENTER		1			1
EVENTIDE LUTHERAN HOME		1			1
KIDZ FAMILY CARE			1	100%	1
UMASS MEMORIAL/MARLBORO HOSPITAL			1	100%	1
ST JUDE CARE CENTER		1			1
ST JOHNS EPISCOPAL HOSPITAL SOUTH SHORE		1			1
SUNCOAST RESEARCH GROUP LLC			1	100%	1
SIPERSTEIN DERMATOLOGY LLC			1	100%	1
PATIENT FIRST - HAMILTON		1			1
LOUIS A JOHNSON VAMC		1			1
VA ST LOUIS HEALTH CARE SYSTEM			1	100%	1
Lemont Nursing and Rehab Center			1	100%	1
HARDEN DIALYSIS		1			1
GULF BREEZE TREATMENT CENTER, LLC			1	100%	1
Central Alabama Veterans HCS - West Campus		1			1
FIU HEALTH CARE CENTER			1	100%	1
MARYLAND DEPARTMENT OF HEALTH AND MENTAL HYGIENE-LABORATORIES			1	100%	1
SHAMRA MEDICAL LABORATORY			1	100%	1
SKY RIDGE MEDICAL CENTER - MICRO			1	100%	1

COVID-19: testing by laboratory

Data through Apr 16, 2021 verified as of Apr 17, 2021 at 09:25 AM

Data in this report are provisional and subject to change.

The numbers in the table below represent the number of Florida and non-Florida residents for whom test results were received by the Department of Health. A person can be tested by more than one laboratory and can have both positive and negative results. **Therefore, the sum of the numbers in each column will be larger than the total number of people tested.**

Reporting lab	Inconclusive	Negative	Positive	Percent positive	Total
PIEDMONT NEWTON HOSPITAL		1			1
CVS TX4794POCT ARLINGTON		1			1
PATHOLOGY		1			1
Ozark Health and Rehabilitation, LLC		1			1
PEDIATRIC ASSOCIATES - DORAL			1	100%	1
AAA MEDICAL TESTING			1	100%	1
WVU MEDICINE AT SUNCREST TOWNE CENTRE			1	100%	1
SUMMIT COUNTY PUBLIC HEALTH DEPARTMENT			1	100%	1
URGENTMED			1	100%	1
TRADITIONAL MEDICINE CENTER			1	100%	1
CHILDREN'S NATIONAL MEDICAL CENTER			1	100%	1
MOUNT SINAI MEDICAL CENTER OF FLORIDA INC			1	100%	1
SYNERGY DIALYSIS INC			1	100%	1
CARE CENTER OF LAKE PLACID			1	100%	1
Newton Wellesley Center for Alzheimer's Care		1			1
MISSOURI DEPARTMENT OF HEALTH AND SENIOR SERVICES - STATE PH LAB		1			1
MID FLORIDA COMMUNITY SERVICES			1	100%	1
Excel Care Center			1	100%	1
ALPHA CLINICAL LABORATORY CORP.			1	100%	1
TRUMAN MEDICAL CENTER - HOSPITAL HILL			1	100%	1
ASSISTED LIVING AT TREZEVANT		1			1
INTEGRITY SPINE AND ORTHOPEDICS LLC			1	100%	1
UW MEDICINE CHU LAB			1	100%	1
DIVERSICARE OF BIG SPRINGS		1			1
VIVIAN SIMMONS FAMILY PRACTICE			1	100%	1
HIGHLANDS CLINICAL LABORATORY			1	100%	1
AHC Dyersburg		1			1
CVS CT692POCT NORTH HAVEN		1			1
EASTSIDE URGENT CARE			1	100%	1
WASHINGTON CENTER FOR REHABILITATION A		1			1
LEE MEMORIAL HOSPITAL OUTPATIENT SURGERY CENTER			1	100%	1
Kroger 532 - The Little Clinic Murfreesboro		1			1
MEDCOR CORPORATE CLINIC			1	100%	1
CELEBRATION FAMILY PHYSICIANS LLC			1	100%	1
SOUTHEASTERN INTEGRATED MEDICAL PL			1	100%	1
REEVES COUNTY HOSPITAL DISTRICT			1	100%	1
BEAUMONT URGENT CARE		1			1
NYU LANGONE AMBULATORY CARE LAKE SUCCE		1			1
CTMD MEDICAL CENTER, PA			1	100%	1
THE GROVE HEALTH AND REHAB			1	100%	1
COUNTY OF HAMILTON			1	100%	1
PARK LANE NURSING HOME		1			1
ABSOLUTE CAREGIVERS HOME HEALTH AGENCY INC			1	100%	1
PEACE HEALTH FAMILY MEDICINE AT 87TH AVE		1			1
SOUTHWOOD NURSING & RETIREMENT CENTER		1			1
SOUTHWESTERN STATE HOSPITAL LABORATORY			1	100%	1

COVID-19: testing by laboratory

Data through Apr 16, 2021 verified as of Apr 17, 2021 at 09:25 AM

Data in this report are provisional and subject to change.

The numbers in the table below represent the number of Florida and non-Florida residents for whom test results were received by the Department of Health. A person can be tested by more than one laboratory and can have both positive and negative results. **Therefore, the sum of the numbers in each column will be larger than the total number of people tested.**

Reporting lab	Inconclusive	Negative	Positive	Percent positive	Total
WOODSTOCK HEALTH DEPARTMENT			1	100%	1
JET MEDICAL CENTER			1	100%	1
ANMED HEALTH MEDICAL CENTER			1	100%	1
DIXIE REGIONAL MEDICAL CENTER			1	100%	1
BRIGHAM YOUNG UNIV STUDENT HEALTH CTR			1	100%	1
KENDALL PEDIATRICS PARTNERS LLC			1	100%	1
Mountain View Manor			1	100%	1
FLORIDA KEYS PED AND ADOLES CTR			1	100%	1
CENTRAL FL INTERNAL MEDICINE ASSOCIATES LLC		1			1
Kroger 481 - The Little Clinic Houston Levee		1			1
CYPRESS VILLAGE REHAB CENTER		1			1
SHANNON MEDICAL CENTER			1	100%	1
MEDTOWN PHARMACY			1	100%	1
BROCK HUGHES MEDICAL CENTER			1	100%	1
Terrace Glen Village		1			1
DIRECT PRIMARY CARE OF BURLESON			1	100%	1
CVS IN6536POCT KOKOMO		1			1
CHATEAU TERREBONNE HEALTH CARE		1			1
CONCIERGE IV NUTRITION			1	100%	1
Ideal Senior Living Center		1			1
SOUTHWOOD HEALTHCARE CENTER		1			1
Kroger 63 - The Little Clinic Glassford Hill Rd		1			1
TITUSVILLE CENTER FOR SURGICAL EXCELLENCE LLC		1			1
PINEBROOK CARE AND REHABILITATION CENTER□			1	100%	1
UNIVERSITY OF BALTIMORE WASHINGTON MEDICAL CENTER			1	100%	1
GIFFORD MEMORIAL HOSPITAL		1			1
NHC Sequatchie		1			1
PARRISH MEDICAL GROUP			1	100%	1
CAMBRIDGE HEALTH ALLIANCE			1	100%	1
LAREDO CARE CLINIC NORTH		1			1
441 URGENT CARE CENTER - BROWNWOOD			1	100%	1
BROOKSHIRE, THE			1	100%	1
LAKE WALES DIALYSIS CENTER			1	100%	1
Community Compassion Center of Batesville			1	100%	1
SANFORD LABORATORIES WATERTOWN			1	100%	1
ABRAKIDABRA KIDS CLINIC			1	100%	1
RIVERSIDE MEDICAL CENTER		1			1
Smg/North Jersey Hematology & Oncology		1			1
Heartland of Perrysburg		1			1
WW Chem Auto SS			1	100%	1
KNOX COMMUNITY HOSPITAL			1	100%	1
PHOENIX MEDICAL CLINIC			1	100%	1
IZ MEDICAL		1			1
CARENOW URGENT CARE - SPRING			1	100%	1
PEDIATRIC SPECIALTY CLINIC COLLIER			1	100%	1
MEDICAL CENTER OF TRINITY - MOB		1			1

COVID-19: testing by laboratory

Data through Apr 16, 2021 verified as of Apr 17, 2021 at 09:25 AM

Data in this report are provisional and subject to change.

The numbers in the table below represent the number of Florida and non-Florida residents for whom test results were received by the Department of Health. A person can be tested by more than one laboratory and can have both positive and negative results. **Therefore, the sum of the numbers in each column will be larger than the total number of people tested.**

Reporting lab	Inconclusive	Negative	Positive	Percent positive	Total
BAPTIST HEALTH SURGERY CENTER			1	100%	1
GARDENS PEDIATRICS LAB			1	100%	1
LIBERTY COMMONS NURSING AND REHABILITA		1			1
FLAGLER PROFESSIONAL HEALTH CARE SERVICES INC		1			1
SACRED HEART HEALTH SYSTEM- MIDWIFE PROGRAM			1	100%	1
ST JOHN HOSPITAL & MEDICAL CENTER MICRO			1	100%	1
SOUTHWEST FLORIDA DIVISION LAB			1	100%	1
NEVADA DEPARTMENT OF HEALTH AND HUMAN SERVICES			1	100%	1
Shoreline Care Center			1	100%	1
INNOVATIVE CARE PARTNERS PLLC			1	100%	1
MDS PHARMA SERVICES		1			1
MEDEXPRESS-DOVER		1			1
SANTA CLARA VALLEY MEDICAL CENTER			1	100%	1
CAROLINAS PHYSICIAN NETWORK			1	100%	1
FLORIDA HOSPITAL TRANSPLANT CENTER		1			1
NEXTCARE NIFONG			1	100%	1
VA Healthcare Center- Newburg		1			1
CVS OH3481POCT MARYSVILLE		1			1
CUSTOM SCRIPTS PHARMACY		1			1
Wildwood Healthcare		1			1
MEMORIAL URGENT CARE CENTER -			1	100%	1
STEWART FLORIDA ALF, INC			1	100%	1
White Oak Manor - Rock Hill		1			1
MARINA DEL REY HOSPITAL LAB			1	100%	1
RUBY MEMORIAL HOSP. LAB			1	100%	1
LAKE VISTA DIALYSIS			1	100%	1
HEALTH PLUS SUNRISE MEDICAL OFFICE			1	100%	1
St Mary's d'Youville Pavilion		1			1
CONCIERGE INTERNAL MEDICINE ASSOCIATES			1	100%	1
DESERT ROSE FL LLC		1			1
LADY LAKE FAMILY MEDICINE			1	100%	1
NHC PLACE AT COOL SPRINGS		1			1
MEDSTAR URGENT CARE, LLC			1	100%	1
LOVELACE WOMEN'S HOSPITAL		1			1
The Jordan Center		1			1
SOUTH SEMINOLE HOSPITAL POCT			1	100%	1
ST. LUKE'S HOSPITAL			1	100%	1
RIVIERA BEACH INTEGRATED CARE INC			1	100%	1
BAPTIST ASI			1	100%	1
NLAC SUMMERBIO			1	100%	1
FHPG INTERNAL MEDICINE OF BRANDON			1	100%	1
LABORATORIO MEDICO CENTRAL CONDOMINO MD			1	100%	1
FAMILY & INTERNAL MEDICINE CENTER		1			1
SPARTA HEALTH & REHAB		1			1
THE BRENNITY AT TRADITION			1	100%	1
BROOKDALE WEST PALM BEACH			1	100%	1

COVID-19: testing by laboratory

Data through Apr 16, 2021 verified as of Apr 17, 2021 at 09:25 AM

Data in this report are provisional and subject to change.

The numbers in the table below represent the number of Florida and non-Florida residents for whom test results were received by the Department of Health. A person can be tested by more than one laboratory and can have both positive and negative results. **Therefore, the sum of the numbers in each column will be larger than the total number of people tested.**

Reporting lab	Inconclusive	Negative	Positive	Percent positive	Total
CORNERSTONE OF RECOVERY INC		1			1
PACE UNIVERSITY HEALTH CARE		1			1
CARE CONNECTIONS AT HOME LLC			1	100%	1
MEDEXPRESS URGENT CARE - WAYNESBURG		1			1
ORAL & FACIAL SURGERY			1	100%	1
MEMORIAL MEDICAL CENTER			1	100%	1
BROOKSVILLE REGIONAL HOSPITAL			1	100%	1
RIVERSIDE COUNTY PUBLIC HEALTH LABORATORY			1	100%	1
Walgreens #10851		1			1
SPRING VALLEY HOSPITAL MEDICAL CENTER			1	100%	1
MEDEXPRESS URGENT CARE, EDWARDSVILLE		1			1
NORTHEAST BAPTIST HOSPITAL			1	100%	1
PASTEUR MEDICAL HIALEAH GARDEN LLC			1	100%	1
1ST CHOICE URGENT CARE CENTER LLC			1	100%	1
ADVANCE CARDIOVASCULAR IMAGING, INC			1	100%	1
BALLAD HEALTH MEDICAL ASSOCIATES URGENT CARE			1	100%	1
INDIAN RIVER CLINICAL LABORATORY, INC.		1			1
CHIPLEY DIALYSIS			1	100%	1
MARQUETTE GENERAL HOSPITAL			1	100%	1
WMC HEALTH GROUP OF KISSIMMEE LLC			1	100%	1
CVS AZ3749POCT GOODYEAR		1			1
CVS AZ7855POCT TUCSON		1			1
JOSEPH REINA PHARMACY INC DBA JRX PHAR		1			1
MEDEXPRESS URGENT CARE - LINDEN		1			1
ADVENT HEALTH MEDICAL GROUP MULTISPECIALTY			1	100%	1
HEART HOSPITAL OF LAFAYETTE: EMERGENCY ROOM			1	100%	1
BRITTNEY WHELIHAN IRWIN ARNP LLC			1	100%	1
TMH CANCER CENTER LABORATORY			1	100%	1
Holly Hill Healthcare Center			1	100%	1
PHYSICIANS OF CENTRAL FLORIDA			1	100%	1
Arbor Springs Health and Rehab		1			1
PELICAN STATE OUTPATIENT CENTER			1	100%	1
Long Beach Care Center			1	100%	1
GINKGO BIOWORKS INC (CONCENTRIC)		1			1
CONEY ISLAND HOSP			1	100%	1
HALIFAX FAMILY HEALTH CENTER			1	100%	1
NICKLAUS CHILDREN'S DORAL OUTPATIENT CENTER			1	100%	1
RESIDENCES AT MIAMI / REIGN GARDENS LLC, THE			1	100%	1
WEST PENSACOLA DIALYSIS CENTER			1	100%	1
ST.ELIZABETH HEALTH CENTER	1				1
Kroger - KRO70300083			1	100%	1
Birmingham Nursing & Rehab Center		1			1
LOPEZ		1			1
LOURDES URGENT CARE			1	100%	1
FAMILY MEDICAL CENTERS			1	100%	1
UF HEALTH - WILDLIGHT			1	100%	1

COVID-19: testing by laboratory

Data through Apr 16, 2021 verified as of Apr 17, 2021 at 09:25 AM

Data in this report are provisional and subject to change.

The numbers in the table below represent the number of Florida and non-Florida residents for whom test results were received by the Department of Health. A person can be tested by more than one laboratory and can have both positive and negative results. **Therefore, the sum of the numbers in each column will be larger than the total number of people tested.**

Reporting lab	Inconclusive	Negative	Positive	Percent positive	Total
bishop rehabilitation and nursing center		1			1
LABORATORY SERVICES SGHS - CAMDEN		1			1
ADVENTHEALTH MEDICAL GROUP PEDIATRICS DIABETES &			1	100%	1
TAMPA GENERAL MEDICAL GROUP LABORATORY HEALTHPARK			1	100%	1
FOUNDCARE HEALTH			1	100%	1
Portsmouth Health and Rehab			1	100%	1
PATIENT FIRST-GENERAL BOOTH			1	100%	1
MOBILE MEDICAL UNIT- SAINT JOSEPH REG		1			1
Kroger 519 - The Little Clinic Staples Mill Road		1			1
MEDHELP			1	100%	1
EAST FL CORE LAB			1	100%	1
CARDIAC AND VASCULAR CONSULTANTS MD PA		1			1
TCPA CLINICAL LABORATORIES			1	100%	1
Walgreens #5065		1			1
CARESPOT EXPRESS HEALTHCARE BOYNTON BEACH			1	100%	1
Wexner Heritage House			1	100%	1
MEMORIAL HOSPITAL - BELLEVILLE			1	100%	1
BIOMAT USA INC			1	100%	1
Hillside Rehab and Care Center			1	100%	1
CORPORATION OF AMERICA		1			1
Strasburg Care Center		1			1
FAMILY MEDICAL CENTER OF HOLLYWOOD PA			1	100%	1
DIMMIT REGIONAL HOSPITAL			1	100%	1
Oceanside Health & Rehabilitation Center		1			1
EH FARGO HOSPITAL LABORATORY			1	100%	1
BOND COUNTY HEALTH DEPARTMENT			1	100%	1
ALLIED PHYSICIANS GROUP		1			1
US PUBLIC HEALTH SERVICE HOSPITAL			1	100%	1
UNIVERSITY OF MIAMI - LENNAR CENTER			1	100%	1
USC VERDUGO HILLS HOSPITAL			1	100%	1
HUNTSVILLE HOSPITAL			1	100%	1
SOMA MEDICAL CENTER PA #2			1	100%	1
FAIRVIEW SOUTHDALE			1	100%	1
PUBLIX PHARMACY # 1236			1	100%	1
SANDPIPER CLUSTER		1			1
JOSHUA E CHESIR MD		1			1
NORTH RIVER FAMILY HEALTH CENTER			1	100%	1
Sky View Rehabilitation and Health Care Center		1			1
Glen Haven Health and Rehabilitation LLC		1			1
ADAMS COUNTY HEALTH DEPARTMENT			1	100%	1
Wayne County Nursing Home		1			1
WALGREENS #4086		1			1
COLOMBO'S PHARMACY		1			1
SJMC PHYSICIAN SERVICES			1	100%	1
TAMPA HEALTH CARE PROVIDERS PA		1			1
NORTH CAROLINA STATE LABORATORY OF PUBLIC HEALTH, SPECTRUM LAB NETWORK			1	100%	1

COVID-19: testing by laboratory

Data through Apr 16, 2021 verified as of Apr 17, 2021 at 09:25 AM

Data in this report are provisional and subject to change.

The numbers in the table below represent the number of Florida and non-Florida residents for whom test results were received by the Department of Health. A person can be tested by more than one laboratory and can have both positive and negative results. **Therefore, the sum of the numbers in each column will be larger than the total number of people tested.**

Reporting lab	Inconclusive	Negative	Positive	Percent positive	Total
HARRIS URGENT CARE CENTER			1	100%	1
AFTER HOURS CARE OF AMERICUS INCORPORA			1	100%	1
STEWART MEDICAL GROUP INC			1	100%	1
CLERMONT PEDIATRICS, PA			1	100%	1
SUSAN F WILLIAMS MD PA			1	100%	1
VA COMMUNITY BASED CLINIC - LAKE CITY			1	100%	1
CLEMENT MANOR HEALTH CENTER		1			1
Heritage Health of Peru			1	100%	1
MCH PHYSICIANS GROUP			1	100%	1
Harris Hill Nursing Facility		1			1
PRIMARY CARE & PEDIATRICS - SHEPHERSTOWN		1			1
OCEANVIEW NURSING AND REHABILITAION CENTER			1	100%	1
Valley Center (WV)			1	100%	1
PRIMARY AND URGENT CARE			1	100%	1
CVS AZ10529POCT SCOTTSDALE		1			1
Oakland Nursing and Rehabilitation Center		1			1
SMYTH COUNTY COMMUNITY HOSPITAL LABORATORY			1	100%	1
UNIVERSAL DIAGNOSTICS LABORATORIES			1	100%	1
INFECTION CONTROL DEPT			1	100%	1
HEALTHCARE FOR THE HOMELESS			1	100%	1
CSL PLASMA LAB			1	100%	1
WYOMING COUNTY DEPARTMENT OF HEALTH		1			1
EMERSON HOSPITAL LABORATORY			1	100%	1
MEMORIAL SATILLA HEALTH			1	100%	1
USA Healthcare LTC, LLC - Folsom Center for Rehabilitation & Healthca		1			1
ALTAMONTE SPRINGS WALK IN MED CENTER			1	100%	1
WEST VIRGINIA LABORATORIES			1	100%	1
TUNIS STREET GROUP HOME		1			1
SEASONS HOSPICE AND PALLIATIVE CARE OF			1	100%	1
LAKE MARY OPTUM FLORIDA			1	100%	1
PATHLAB SERVICES			1	100%	1
PANCARE HEALTH - NORTHSIDE ELEMENTARY			1	100%	1
ANSWERS RESOURCE FACILITY		1			1
BSA PHYSICIANS GROUP, INC D/B/A BSA FAMILY MEDICAL			1	100%	1
GRAND VIEW HOSPITAL			1	100%	1
CVS OH3306POCT AKRON		1			1
JOHN PETER SMITH HOSPITAL- OB TRIAGE			1	100%	1
Kroger 970 - The Little Clinic Westfield			1	100%	1
WALGREENS #01398			1	100%	1
ST GERARD'S COMMUNITY OF CARE		1			1
Kingston Care Center of Fort Wayne		1			1
CVS IN6611POCT INDIANAPOLIS			1	100%	1
The Evangelical Lutheran Good Samaritan Society Prescott Village		1			1
MEDEXPRESS URGENT CARE - LINKHORNE		1			1
CENTRAL JERSEY URGENT CARE OF GREEN BR		1			1
REDSTONE REHABILITATION & NURSING CENT		1			1

COVID-19: testing by laboratory

Data through Apr 16, 2021 verified as of Apr 17, 2021 at 09:25 AM

Data in this report are provisional and subject to change.

The numbers in the table below represent the number of Florida and non-Florida residents for whom test results were received by the Department of Health. A person can be tested by more than one laboratory and can have both positive and negative results. **Therefore, the sum of the numbers in each column will be larger than the total number of people tested.**

Reporting lab	Inconclusive	Negative	Positive	Percent positive	Total
GARDEN VIEW CARE CENTER		1			1
ALDEN PHARMACY		1			1
BOCA CIEGA CENTER			1	100%	1
WEST FLORIDA MEDICAL CENTER CLINIC			1	100%	1
Coos County Nursing Home		1			1
CVS AZ9374POCT TUCSON		1			1
ELMCROFT OF TIMBERLIN PARC			1	100%	1
Troy Center for Rehabilitation & Nursing		1			1
Kroger 618 - The Little Clinic Trail Creek Village		1			1
FRESENIUS MEDICAL CARE TRADITION			1	100%	1
SALTZER URGENT CARE			1	100%	1
C V S / PHARMACY #4396		1			1
KINGWOOD EMERGENCY CENTER			1	100%	1
SHERIDAN VAMC		1			1
EXPRESS WALK IN MEDICAL CENTER			1	100%	1
ORANGE PEDIATRICS PA			1	100%	1
SYCAMORE MEDICAL CENTER-KETTERING HEALTH NETWORK			1	100%	1
MEDCOR AT ROYAL CARIBBEAN			1	100%	1
SOUTHWEST VIRGINIA COMMUNITY HEALTH SYSTEMS			1	100%	1
DAVENPORT DIALYSIS CENTER		1			1
AMERICAN FAMILY CARE URGENT CARE		1			1
ASHLEY PEDIATRICS DAY & NIGHT CLINIC			1	100%	1
DEVLIN MANOR NURSING AND REHABILITATION		1			1
Douglas County Health Center		1			1
Belvoir Woods Health Care Center at The Fairfax		1			1
SPINE & PAIN CONSULTANT PLLC		1			1
KNAPP MEDICAL GROUP			1	100%	1
Dexter Health Care		1			1
SUNCOAST BEHAVIORAL HEALTH CENTER			1	100%	1
DR DAN C TRIGG MEMORIAL HOSPITAL		1			1
SOUTHEAST MISSOURI HOSPITAL		1			1
TARRANT MEDICAL ASSOCIATES			1	100%	1
FAMILY MEDICINE AT CELEBRATION		1			1
HARBOR OAKS GOLDEN YEARS			1	100%	1
DEL PRADO MEDICAL CENTER, INC		1			1
SANFORD HOME		1			1
MARTIN LUTHER KING RENAL INSTITUTE			1	100%	1
BIOMERIEUX			1	100%	1
2504-HOMEWOOD		1			1
AURORA MEDICAL CENTER-KENOSHA			1	100%	1
CLINICAL RESEARCH OF WEST FLORIDA		1			1
CENTRAL CAROLINA HOSPITAL			1	100%	1
HALIFAX HEALTH PRIMARY CARE ORMOND			1	100%	1
LABTECH DIAGNOSTICS			1	100%	1
WASHINGTONVILLE PHARMACY INC		1			1
CLARKSVILLE HEALTH SYSTEM			1	100%	1

COVID-19: testing by laboratory

Data through Apr 16, 2021 verified as of Apr 17, 2021 at 09:25 AM

Data in this report are provisional and subject to change.

The numbers in the table below represent the number of Florida and non-Florida residents for whom test results were received by the Department of Health. A person can be tested by more than one laboratory and can have both positive and negative results. **Therefore, the sum of the numbers in each column will be larger than the total number of people tested.**

Reporting lab	Inconclusive	Negative	Positive	Percent positive	Total
Salem Hills Rehabilitation and Nursing Center		1			1
PATIENT FIRST - SICKLERVILLE		1			1
CASA DE ORO CARE AND REHABILITATION CE		1			1
Kroger 569 - The Little Clinic Gallatin		1			1
Grangeville Health and Rehab		1			1
SACRED HEART MEDICAL CENTER			1	100%	1
NEW HORIZON PRIMARY CARE LLC			1	100%	1
WESTCOAST FAMILY PRACTICE		1			1
AVERA ST. MARY'S HOSPITAL			1	100%	1
MED BAR LLC		1			1
RENOWN REGIONAL MEDICAL CENTER			1	100%	1
CONCORDIA MANOR			1	100%	1
QLABS			1	100%	1
UNIVERSITY OF TOLEDO MEDICAL CENTER			1	100%	1
SIGNATURE CARE MEMORIAL CITY			1	100%	1
MISSION HOSPITAL - MEMORIAL CAMPUS			1	100%	1
SPHERE DX			1	100%	1
KIOSK MEDICINE OF KENTUCKY LLC		1			1
MANOR CARE OF DELRAY BEACH FL LLC		1			1
HILTON HEAD HOSPITAL/INPATIENT			1	100%	1
SACRED HEART HOSPITAL NURSING			1	100%	1
ORMOND PEDIATRICS PA			1	100%	1
Sherwood Oaks Health Center			1	100%	1
AMERICAN FAMILY CARE - SMYRNA			1	100%	1
FIT4LIFE MEDICAL CENTER			1	100%	1
ASSOCIATES MD MEDICAL GROUP INC			1	100%	1
DAYTONA BEACH CENTRA CARE			1	100%	1
FAMILY MEDICAL CARE OF MOUNT DORA INC			1	100%	1
JP MORGAN CHASE HEALTH SERVICES			1	100%	1
Advanced Rehabilitation of Vernon		1			1
BANNER UNIVERSITY MEDICAL CENTER			1	100%	1
ADVENTHEALTH MEDICAL GROUP OBSTETRICS			1	100%	1
Arlington Health and Rehabilitation		1			1
INTERMOUNTAIN HEALTHCARE LABORATORY SERVICES			1	100%	1
AMALIA'S COMMUNITY CLINIC, CORP			1	100%	1
PARK AVENUE PEDIATRICS PC		1			1
OAK HAVEN REHAB AND NURSING CENTER			1	100%	1
MCLEOD MEMORIAL HOSPITAL CLARENDON			1	100%	1
PRIMARY CARE SERVICES AT WESTMINSTER V		1			1
CVS PA2296POCT MACUNGIE		1			1
LANCASHIRE HALL NURSING AND REHABILITATION CENTER		1			1
CVS TN5694POCT SODDY DAISY		1			1
CVS NE8626POCT LINCOLN		1			1
FRESENIUS KIDNEY CARE OF CLERMONT WEST			1	100%	1
Kroger 670 - The Little Clinic Dawson Forest Rd & Hwy 19		1			1
BAYSTATE REFERENCE LABORATORY			1	100%	1

COVID-19: testing by laboratory

Data through Apr 16, 2021 verified as of Apr 17, 2021 at 09:25 AM

Data in this report are provisional and subject to change.

The numbers in the table below represent the number of Florida and non-Florida residents for whom test results were received by the Department of Health. A person can be tested by more than one laboratory and can have both positive and negative results. **Therefore, the sum of the numbers in each column will be larger than the total number of people tested.**

Reporting lab	Inconclusive	Negative	Positive	Percent positive	Total
MARTINSVILLE HEALTH AND REHAB			1	100%	1
VERIFY LABS			1	100%	1
ACCESS HEALTH CARE PHYSICIANS, LLC		1			1
EMERGENCY CARE SERVICES LAB AT JFK MEDICAL CENTER			1	100%	1
MAYO CLINIC OUTPATIENT DIALYSIS CENTER			1	100%	1
RICHMOND MEDICAL CENTER FOR WOMEN		1			1
BRIDGEWATER AT WATERMAN VILLAGE			1	100%	1
THE MEDICAL CENTER AT BOWLING GREEN			1	100%	1
NEMOURS CHILDRENS PRIMARY CARE CLERMONT			1	100%	1
VELOCITY URGENT CARE - LITTLE CREEK			1	100%	1
ALLIED PEDIATRICS & FAMILY MEDICINE			1	100%	1
Altenheim Senior Living		1			1
MAYO CLINICAL LABORATORIES		1			1
UNIVERSITY OF IOWA HOSPITALS & CLINICS			1	100%	1
HABANA HEALTH CARE CENTER			1	100%	1
SANTA BARABARA ALF LLC (THE WINDSOR)			1	100%	1
CURELOGICS WOUND CARE & HYPERBARIC CENTER		1			1
Chestnut Ridge Nursing & Rehab		1			1
FLORIDA HOSPITAL LAB			1	100%	1
Willowbrooke Court at Normandy Farms Estates		1			1
HERITAGE CARE AND REHABILITATION CENTE		1			1
CVS / PHARMACY #10794			1	100%	1
Kingston of Miamisburg		1			1
MOUNT SINAI MEDICAL CENTER AVENTURA ER			1	100%	1
ASCARATE DIALYSIS			1	100%	1
MARTIN MEMORIAL MEDICENTER			1	100%	1
Waters of Covington		1			1
DR BAWA AND ASSOCIATES			1	100%	1
LOWER KEYS COMMUNITY HEALTH CENTER			1	100%	1
Kroger 518 - The Little Clinic Hermitage		1			1
UFHEALTH			1	100%	1
DR Q PEDIATRICS			1	100%	1
PRIMEX CLINICAL LABORATORIES INC			1	100%	1
WORKCARE, INC GLOBALFOUNDRIES			1	100%	1
ABE'S GARDEN/PARK MANOR APARTMENTS		1			1
MOUNT SINAI COMPREHENSIVE CANCER CENTER			1	100%	1
ELAN MANATEE			1	100%	1
CVS KS8573POCT OVERLAND PARK		1			1
SOMA MEDICAL CENTER PA #2 OAKLAND			1	100%	1
URGENT CARE OF FORT LAUDERDALE INC			1	100%	1
EXAC CARE CROSSVILLE		1			1
IMMEDIATE CARE MEDICAL CENTER			1	100%	1
RIVERVIEW HOSPITAL	1				1
CARESOUTH HHA HOLDINGS OF VIRGINIA, LLC			1	100%	1
MEDCARE-GARNERS FERRY			1	100%	1
HENRY FORD WEST BLOOMFIELD HOSPITAL			1	100%	1

COVID-19: testing by laboratory

Data through Apr 16, 2021 verified as of Apr 17, 2021 at 09:25 AM

Data in this report are provisional and subject to change.

The numbers in the table below represent the number of Florida and non-Florida residents for whom test results were received by the Department of Health. A person can be tested by more than one laboratory and can have both positive and negative results. **Therefore, the sum of the numbers in each column will be larger than the total number of people tested.**

Reporting lab	Inconclusive	Negative	Positive	Percent positive	Total
ELEMENTS PHARMACY			1	100%	1
LIFECARE MEDICAL CENTER			1	100%	1
URGENT CARE NORTHWEST		1			1
PROVIDENCE ST. PATRICK HOSPITAL			1	100%	1
PEDIATRIC PARTNERS			1	100%	1
Diversicare of Smyrna		1			1
Eddy Memorial Geriatric Center		1			1
URGENT CARE OF COASTAL GEORGIA			1	100%	1
MARION GENERAL HOSPITAL			1	100%	1
Walgreens #11724		1			1
CLINICAL PATHOLOGY LABORATORIES SOUTHEAST INC			1	100%	1
PUBLIX PHARMACY #1122		1			1
SPECIALTY MOLECULAR - DENVER			1	100%	1
STITCHES ACUTE CARE CENTER OF CHEYENNE			1	100%	1
SUMMERLIN MEDICAL CENTRE			1	100%	1
PALM COTTAGE OPERATOR LLC			1	100%	1
ACCESS TOTAL CARE			1	100%	1
ADVANCED CARDIOVASCULAR DIAGNOSTICS PL		1			1
BNJ		1			1
WATERBURY HOSPITAL REFERENCE LAB			1	100%	1
URGENT CARE OF KANSAS CITY			1	100%	1
Sharon Care Center			1	100%	1
SENTARA AMBULATORY CARE CLINIC			1	100%	1
LP ELIZABETHTON		1			1
Tremont Health & Rehabilitation Center		1			1
TAMPA FAMILY HEALTH CENTER		1			1
RAAZI CLINICAL LABORATORY LLC			1	100%	1
NORTH WEST FLORIDA DIAGNOSTIC ENOCRINOLOGY CLINIC			1	100%	1
PREMIER FAMILY AND SPORTS MEDICINE LLC			1	100%	1
YOUR HEALTH PEDIATRICS			1	100%	1
TERRELL URGENT CARE			1	100%	1
PRIME CARE FAMILY MEDICINE			1	100%	1
WALGREENS #07589		1			1
APEX HOME HEALTHCARE			1	100%	1
Medilodge of Mt. Pleasant		1			1
JACKSBORO URGENT CARE			1	100%	1
ANDERSON REGIONAL MEDICAL CENTER			1	100%	1
NFRC CLINICAL LAB			1	100%	1
PINEVILLE PHARMACY			1	100%	1
THE CHILDREN'S HOSPITAL OF PHILADELPHIA		1			1
ROAN MOUNTAIN MEDICAL CENTER			1	100%	1
SHARON REGIONAL MEDICAL CENTER			1	100%	1
LOUNDY		1			1
DIGNITY HEALING LLC			1	100%	1
Village Crest Center for Health & Rehabilitation		1			1
MOUNTAINVIEW URGENT CARE VALLEY		1			1

COVID-19: testing by laboratory

Data through Apr 16, 2021 verified as of Apr 17, 2021 at 09:25 AM

Data in this report are provisional and subject to change.

The numbers in the table below represent the number of Florida and non-Florida residents for whom test results were received by the Department of Health. A person can be tested by more than one laboratory and can have both positive and negative results. **Therefore, the sum of the numbers in each column will be larger than the total number of people tested.**

Reporting lab	Inconclusive	Negative	Positive	Percent positive	Total
MONROE COUNTY PUBLIC HEALTH DEPARTMENT			1	100%	1
CVS MA335POCT RAYNHAM		1			1
LINCOLN COUNTY MEDICAL CENTER		1			1
LAB PLUS, LLC			1	100%	1
MEDPOST URGENT CARE - CIBOLO			1	100%	1
FLORIDA DEPARTMENT OF HEALTH IN BROWARD COUNTY		1			1
BLESSINGS MEDICAL CLINIC, THE			1	100%	1
JAMES A HENRY MD LLC			1	100%	1
DEPARTMENT OF HEALTH SERVICES			1	100%	1
BRIDGEWATER PARK ASSISTED LIVING LLC			1	100%	1
PRINCIPLE DIAGNOSTICS LLC			1	100%	1
NORTH SHORE HEMATOLOGY-ONCOLOGY ASSOCI		1			1
STUDENT HEALTH CENTER			1	100%	1
AMERICAN DRUG TESTING LAB LLC			1	100%	1
BLUFFTON HEALTH CENTER			1	100%	1
WALGREENS #10308		1			1
Brakeley Park Center		1			1
Kroger 894 - The Little Clinic NEC		1			1
COVE AT THE MARBELLA,THE			1	100%	1
BAPTIST EMERGENCY HOSPITAL - KELLY			1	100%	1
BRONSON METHODIST HOSPITAL			1	100%	1
METRO HEALTH HOSPITAL LABORATORY		1			1
RMC BROOKHOLLOW MED AESTHETICS INC		1			1
ASHLEY PEDIATRICS DAY AND NIGHT CLINIC			1	100%	1
LAKELAND MEDICAL CENTER			1	100%	1
Alden Lincoln Park			1	100%	1
ALIMETRIX INC		1			1
Parkview Care Center			1	100%	1
AVERA MEDICAL GROUP			1	100%	1
Pelican Health Norfolk			1	100%	1
STVHCS - Dental Outpatient Clinic		1			1
GATEWAY FAMILY HEALTH CLINIC			1	100%	1
ALBANNA PEDIATRICS CENTER			1	100%	1
SOLDIERS' HOME OF HOLYOKE		1			1
OCCUPATIONAL HEALTH CENTER		1			1
MEDICAL ARTS LABORATORY			1	100%	1
GATEWAY LABORATORIES		1			1
HEALTH DIV OAK RIDGE NATL LABORATORY		1			1
SEVEN HILLS HEALTHCARE GROUP LLC DBA		1			1
WAYNE COUNTY PUBLIC HEALTH		1			1
Kroger 97 - The Little Clinic Hutchinson		1			1
TRUCARE LIVING CENTERS - SELMA			1	100%	1
MARYLAND DEPARTMENT OF HEALTH AND MENTAL HYGIENE			1	100%	1
ST JOHN'S MEDICAL CENTER, TETON VILLAGE			1	100%	1
BMC MAYPORT			1	100%	1
ELKTON TRANSITIONAL CARE CENTER		1			1

COVID-19: testing by laboratory

Data through Apr 16, 2021 verified as of Apr 17, 2021 at 09:25 AM

Data in this report are provisional and subject to change.

The numbers in the table below represent the number of Florida and non-Florida residents for whom test results were received by the Department of Health. A person can be tested by more than one laboratory and can have both positive and negative results. **Therefore, the sum of the numbers in each column will be larger than the total number of people tested.**

Reporting lab	Inconclusive	Negative	Positive	Percent positive	Total
North Ottawa Care Center at Heartwood Lodge		1			1
MIDWEST COVENANT HOME, INC		1			1
RELiance HOME HEALTH CARE INC		1			1
BAYLOR SCOTT AND WHITE MEDICAL CENTER -CENTENNIAL			1	100%	1
CVS MA915POCT BEVERLY			1	100%	1
GREATER MIAMI DIALYSIS			1	100%	1
MOUNT SINAI MEDICAL CENTER HIALEAH			1	100%	1
HUDSON REGIONAL HOSPITAL			1	100%	1
CENTRAL FLORIDA ADULT MEDICINE		1			1
FLORIDA SOUTHERN COLLEGE			1	100%	1
UNIVERISTY HOSPITAL			1	100%	1
HILLSBORO MEDICAL CENTER MAIN LABORATO		1			1
ADVENTHEALTH MEDICAL GROUP SENIOR HEALTH AT			1	100%	1
HENRY FORD HOSPITAL			1	100%	1
DIAGNOSTIC GROUP INTEGRATED HEALTHCARE			1	100%	1
NEVADA RURAL HOUSING AUTHORITY			1	100%	1
Sarah A. Todd Memorial Home		1			1
PUBLIX PHARMACY #1488		1			1
GIBSON AREA PRIMARY CARE			1	100%	1
Lopatcong Center		1			1
MALUHIA		1			1
ORANGETOWN PEDIATRICS ASSOCIATES		1			1
Pontotoc Health and Rehab		1			1
Trucare Living Centers - Columbus		1			1
VA Boston HCS-West Roxbury Division			1	100%	1
BAYCARE OUTREACH LAB AT NEW TAMPA			1	100%	1
Signature Healthcare of Georgetown		1			1
ARTESIAN HOME		1			1
MEDCOR, INC			1	100%	1
BL DIAGNOSTICS LLC			1	100%	1
PREMISEHEALTH		1			1
CENTRAL FLORIDA HOSPITALIST			1	100%	1
UT MD ANDERSON CANCER CENTER-TUMOR MARKER LAB			1	100%	1
MEMORIAL HOSPITAL MIRAMAR WAIVED TESTING			1	100%	1
AUBURNDALE DOCTOR TODAY			1	100%	1
PREMIER HEALTH CARE INC			1	100%	1
WOOD COUNTY HEALTH DEPARTMENT			1	100%	1
BAYMEADOWS PEDIATRIC CARE		1			1
CARESOUTH HHA HOLDINGS OF THE TREASURE COAST LLC			1	100%	1
The Pines at Poughkeepsie Center for Nursing and Rehabilitation		1			1
MT SINA1 HOSPICE			1	100%	1
JMJ FAMILY PRACTICE			1	100%	1
MCG HOSPITALS AND CLINICS			1	100%	1
BOULDER COMMUNITY HOSPITAL			1	100%	1
UNIVERSITY OF SOUTH FLORIDA			1	100%	1
CHI ST. LUKE'S HEALTH BCM MEDICAL CENTER			1	100%	1

COVID-19: testing by laboratory

Data through Apr 16, 2021 verified as of Apr 17, 2021 at 09:25 AM

Data in this report are provisional and subject to change.

The numbers in the table below represent the number of Florida and non-Florida residents for whom test results were received by the Department of Health. A person can be tested by more than one laboratory and can have both positive and negative results. **Therefore, the sum of the numbers in each column will be larger than the total number of people tested.**

Reporting lab	Inconclusive	Negative	Positive	Percent positive	Total
JUPITER MEDICAL CENTER INC			1	100%	1
HOSPITALS OF PROVIDENCE TRANSMOUNTAIN CAMPUS, THE			1	100%	1
RIO GRANDE REGIONAL HOSPITAL FAMILY PRACTICE CLINC			1	100%	1
VERMONT DEPT OF HEALTH LABORATORY			1	100%	1
Ash Flat Healthcare and Rehabilitation Center			1	100%	1
TOMAH HEALTH			1	100%	1
DORAL KIDNEY CENTER			1	100%	1
PALM BREEZE DIALYSIS			1	100%	1
Piqua Manor		1			1
ENT & ALLERGY ASSOCIATES, LLP - SLEEPY HOLLOW (ABBOTT)		1			1
BAPTIST HEALTH FLOYD			1	100%	1
Erie VAMC		1			1
CLIFTON SPRINGS		1			1
PALM BEACH COUNTY HEALTH DEPT.			1	100%	1
BERKSHIRE MEDICAL CENTER			1	100%	1
ST MARY'S OF SAGINAW		1			1
CAROLINA BAY HEALTHCARE CTR OF WILMING		1			1
ATRIA TAMARAC			1	100%	1
West Bay of Tampa Center			1	100%	1
PARTNERS IN PRIMARY CARE		1			1
MERCY - NORTH IOWA			1	100%	1
Vibralfie of El Paso Rehabilitation Center			1	100%	1
BEVERLY ADVANCED PRACTICE NURSING		1			1
ELATION HEALTH		1			1
The Carrington		1			1
AIRPORT MEDICAL SOLUTIONS ORLANDO			1	100%	1
MOSOLF PEDIATRICS PA			1	100%	1
LAKE REGIONAL HEALTH			1	100%	1
WAYCROSS INTRTNAL MEDICINE			1	100%	1
RIVERSIDE REGIONAL MED CENTER			1	100%	1
HOWELL BRANCH COURT			1	100%	1
NEMOURS CHILDREN'S PRIMARY CARE			1	100%	1
BAYFRONT HEAL WOUND CARE AND HYPERBARIC CENTER			1	100%	1
BAXTER REGIONAL MEDICAL CENTER			1	100%	1
Mission Arch Center		1			1
TRAVIS LEE THOMPSON MD			1	100%	1
MEA PRIMARY CARE PLUS BYRAM			1	100%	1
PEACHEALTH LABORATORIES		1			1
ORMOND BEACH DIALYSIS			1	100%	1
Keller Landing Center		1			1
Longwood Community Living Center		1			1
UF HEALTH THE VILLAGES			1	100%	1
ABBOTT LABORATORIES ROSS PRODUCTS			1	100%	1
LEESBURG DIALYSIS CENTER		1			1
AdventHealth Care Center Zephyrhills North			1	100%	1
Garden View Care Center at Dougherty Ferry		1			1

COVID-19: testing by laboratory

Data through Apr 16, 2021 verified as of Apr 17, 2021 at 09:25 AM

Data in this report are provisional and subject to change.

The numbers in the table below represent the number of Florida and non-Florida residents for whom test results were received by the Department of Health. A person can be tested by more than one laboratory and can have both positive and negative results. **Therefore, the sum of the numbers in each column will be larger than the total number of people tested.**

Reporting lab	Inconclusive	Negative	Positive	Percent positive	Total
CAREFIRST URGENT CARE - BEECHMONT			1	100%	1
AFTER HOURS CLINIC			1	100%	1
SPELMAN COLLEGE DEPT OF HEALTH SERVICE		1			1
NEW RIVER HEALTH DISTRICT			1	100%	1
SELF REGIONAL HEALTHCARE			1	100%	1
VALUE DRUG STORES INC		1			1
Orange City Nursing and Rehab Center			1	100%	1
Juniper Village at Bucks County		1			1
Brookdale Southside			1	100%	1
CVS MA1875POCT ASHLAND			1	100%	1
BROOKDALE FORT MYERS LAKES PARK			1	100%	1
QUICKCARE HEALTH, INC			1	100%	1
WINDSOR MANOR			1	100%	1
PALMETTO CHARTER SCHOOL		1			1
EMORY DECATUR HOSPITAL - EMORY MEDICAL		1			1
Erwin Health Care Center		1			1
FLAGLER COUNTY BOARD OF COUNTY COMMISSIONERS			1	100%	1
Kroger 682 - The Little Clinic Combs and Gantzel		1			1
EILEEN TURBESSI MD PA		1			1
DUKE UNIVERSITY POINT OF CARE TESTING PROGRAM			1	100%	1
BRIAN C GRINER MD LLC			1	100%	1
CPL INC/BSSC PATHOLOGY		1			1
MEDCARE QUALITY MEDICAL CENTER LLC			1	100%	1
KROGER 785 - THE LITTLE CLINIC DIXIE HWY		1			1
PRIMARY CARE GROUP LLC		1			1
WALGREENS #04786		1			1
St. Ann Rehabilitation and Nursing Center		1			1
NORTH FLORIDA REGIONAL MEDICAL CENTER EMERGENCY			1	100%	1
Victoria Manor		1			1
LITTLE COMPANY OF MARY HOSPITAL			1	100%	1
KENNEDY BOULEVARD DIALYSIS			1	100%	1
PRACTITIONERS IN MOTION			1	100%	1
Biopharmaceutics Laboratory Section		1			1
Aspire Physical Recovery Center at Cahaba River		1			1
MT CARMEL NURSING HOME		1			1
Kroger 523 - The Little Clinic Dickson			1	100%	1
NEW DISCOVERY BIOLOGICS, LLC		1			1
ADVOCATE GOOD SAMARITAN			1	100%	1
OMNI HEALTHCARE URGENT CARE			1	100%	1
GEORGETOWN URGENT CARE			1	100%	1
UPMC NORTHWEST HOSPITAL			1	100%	1
MOSAIC MEDICAL CENTER MARYVILLE			1	100%	1
CHILTON MEDICAL CENTER		1			1
CARE STATION MEDICAL GROUP		1			1
NCH HEALTHCARE CREEKSIDE ENDOSCOPY			1	100%	1
MEDEXPRESS URGENT CARE-MEADVILLE			1	100%	1

COVID-19: testing by laboratory

Data through Apr 16, 2021 verified as of Apr 17, 2021 at 09:25 AM

Data in this report are provisional and subject to change.

The numbers in the table below represent the number of Florida and non-Florida residents for whom test results were received by the Department of Health. A person can be tested by more than one laboratory and can have both positive and negative results. **Therefore, the sum of the numbers in each column will be larger than the total number of people tested.**

Reporting lab	Inconclusive	Negative	Positive	Percent positive	Total
STANLY REGIONAL MEDICAL CENTER			1	100%	1
FLORIDA STATE UNIVERSITY HEALTH SERVICES			1	100%	1
Waddell Nursing & Rehab Center		1			1
NORTH FLORIDA CHILD DEVELOPMENT, INC			1	100%	1
MODERN URGENT CARE			1	100%	1
OHIO VALLEY MANOR NURSING &		1			1
REELFOOT FAMILY WALK-IN CLINIC		1			1
GENESEE COUNTY HEALTH DEPARTMENT		1			1
Senatobia Healthcare & Rehab		1			1
MEDSTAR HEALTH URGENT CARE			1	100%	1
Kroger 699 - The Little Clinic Smyrna		1			1
FRONT PORCH PEDIATRICS PLLC			1	100%	1
C A R E S		1			1
INDIANA STATE DEPARTMENT OF HEALTH CLINIC MICROBIOLOGY		1			1
St. Anne Home		1			1
CLERMONT HEALTH DEPARTMENT			1	100%	1
St. Anthonys Nursing and Rehab			1	100%	1
DUKE UNIVERSITY MEDICAL CENTER			1	100%	1
ROCKLEDGE HEALTH & REHABILITATION CENTER			1	100%	1
Kroger 805 - The Little Clinic Lewis Center		1			1
SIGNATURE HEALTHCARE OF BUCKHEAD		1			1
Brio of Johnston		1			1
SUMMER PLACE NURSING & REHABILITATION		1			1
KISSIMMEE HOME TRAINING		1			1
MINNESOTA HERITAGE HOUSE		1			1
Falmouth By The Sea			1	100%	1
WARREN GENERAL HOSPITAL			1	100%	1
Walgreens #10988		1			1
Country View of Sunbury			1	100%	1
LEGACY AT HIGHWOODS PRESERVE		1			1
CRUSADER COMMUNITY HEALTH			1	100%	1
ST VINCENT'S AMBULATORY CARE INC			1	100%	1
CARTERSVILLE URGENT CARE			1	100%	1
INTERMOUNTAIN HEALTHCARE CENTRAL LABORATORY			1	100%	1
ROSE MEDICAL CENTER LAB			1	100%	1
SUTTER GOULD MEDICAL FOUNDATION			1	100%	1
NULEASE MEDICAL SOLUTIONS			1	100%	1
Willow Ridge Center		1			1
UT HEALTH RGV CLINICAL LABORATORY			1	100%	1
DR. K PEDIATRICS			1	100%	1
LEE HEALTH KIDS URGENT CARE		1			1
ELLIS HOSPITAL URGENT CARE CENTER LAB		1			1
MYCLINIC, INC			1	100%	1
NEW ERA HEALTH CENTER INC		1			1
Lakeland Nursing and Rehabilitation Center LLC		1			1
BHS PHYSICIAN NETWORK			1	100%	1

COVID-19: testing by laboratory

Data through Apr 16, 2021 verified as of Apr 17, 2021 at 09:25 AM

Data in this report are provisional and subject to change.

The numbers in the table below represent the number of Florida and non-Florida residents for whom test results were received by the Department of Health. A person can be tested by more than one laboratory and can have both positive and negative results. **Therefore, the sum of the numbers in each column will be larger than the total number of people tested.**

Reporting lab	Inconclusive	Negative	Positive	Percent positive	Total
Signature Healthcare of Fort Wayne		1			1
FLORIDA MEDICAL CLINIC, PA		1			1
ONPOINT URGENT CARE			1	100%	1
MED CHOICE CENTER OF NORTH MIAMI			1	100%	1
Garden Villa Bedford		1			1
COSTCO PHARMACY #1023			1	100%	1
Avon Health Center		1			1
MID FLORIDA BIOLOGICALS			1	100%	1
Hempfield Manor		1			1
Kroger 838 - The Little Clinic Fairborn		1			1
CDR MAGUIRE - STUART MISSION			1	100%	1
LRHS Pablo Urgent Care		1			1
SCRIPPS MERCY HOSPITAL			1	100%	1
Fulton County Medical Center Long Term Care			1	100%	1
NEW ERA COMMUNITY HEALTH CENTER LLC		1			1
Indian Oaks Living Center		1			1
CareATC - Columbia College #58		1			1
SYNERGENE LABORATORY			1	100%	1
YOUR HEALTH PEDIATRICS INC			1	100%	1
NORTH BREVARD CHILDRENS MEDICAL CENTER			1	100%	1
INTEGRIS SEMINOLE EMERGENCY DEPT			1	100%	1
CARLTON SHORES HEALTH AND REHABILITATION CENTER			1	100%	1
CLUB HEALTH AND REHABILITATION CENTER, THE		1			1
FAMILY PHYSICIANS OF WINTER PARK, INC			1	100%	1
NULL			1	100%	1
TILE PHARMACY		1			1
BASCOM PALMER-MICRO LAB			1	100%	1
SAINT AGNES HOSPITAL			1	100%	1
ARNOLD PALMER HOSPITAL LAB POCT		1			1
BAPTIST HEALTH EXPRESS CARE			1	100%	1
Redwood Springs Healthcare			1	100%	1
SEPULVEDA OUTPATIENT AND NURSING HOME CARE			1	100%	1
FELD ENTERTAINMENT			1	100%	1
IMA MEDICAL CENTER OF SOUTH WEST ORLANDO			1	100%	1
ADVANCED URGENT CARE PLLC		1			1
BEAUMONT HOSPITAL, GROSSE POINTE			1	100%	1
SHANDSCAIR FLIGHT PROGRAM			1	100%	1
A PATTERN MEDICAL CLINIC		1			1
ABBOTT LABORATORIES - OCCUPATIONAL HEALTH SERVICES			1	100%	1
GREYSTONE HOME HEALTH OF GREATER ORLANDO LLC		1			1
PARK AVENUE DERMATOLOGY NORTH			1	100%	1
SALUDA NURSING CENTER		1			1
COUNTRYSIDE PEDIATRIC CARE PA			1	100%	1
COMMUNITY MEDICAL CARE			1	100%	1
Kroger 49 - The Little Clinic Wichita - 21st St.			1	100%	1
CORPUS CHRISTI MEDICAL CENTER			1	100%	1

COVID-19: testing by laboratory

Data through Apr 16, 2021 verified as of Apr 17, 2021 at 09:25 AM

Data in this report are provisional and subject to change.

The numbers in the table below represent the number of Florida and non-Florida residents for whom test results were received by the Department of Health. A person can be tested by more than one laboratory and can have both positive and negative results. **Therefore, the sum of the numbers in each column will be larger than the total number of people tested.**

Reporting lab	Inconclusive	Negative	Positive	Percent positive	Total
Medilodge of Kalamazoo		1			1
MIL LAKE HEALTHCARE CENTER INC PEDIATRICS			1	100%	1
CVS CA8882POCT SAN CLEMENTE		1			1
CASS LAKE PHS INDIAN HOSPITAL		1			1
Metairie Healthcare Center			1	100%	1
CAREATC - WISCONSIN PIPE-FITTERS			1	100%	1
ASCENSION ST VINCENT'S - WESTSIDE			1	100%	1
DEACONESS URGENT CARE CENTER			1	100%	1
TWIN			1	100%	1
NORTH PALM BEACH DIALYSIS CENTER			1	100%	1
SCRIPTS PLUS INC DBA THE MEDICINE SHOP		1			1
BROOKDALE AVONDALE (BU 04360)			1	100%	1
MINUTECLINIC DIAGNOSTIC OF TN PC #6437		1			1
ARISTACARE AT MANCHESTER		1			1
Linley Park Rehabilitation & Healthcare Center		1			1
BATESVILLE - SHERWOOD URGENT CARE			1	100%	1
CLEVELAND CLINIC AKRON GENERAL			1	100%	1
MISSION HOSPITAL			1	100%	1
MEDICAL CENTER			1	100%	1
MERITER LABORATORIES			1	100%	1
TITUSVILLE TOWERS ASSISTED LIVING		1			1
Woodstock Nursing and Rehabilitation Center		1			1
DOCTORS CHOICE HOME CARE INC			1	100%	1
FAST PACE URGENT CARE			1	100%	1
MEDICAL SPECIALISTS OF THE PALM BEACHES INC			1	100%	1
ALLIANCE MD DIRECT PRIMARY CARE			1	100%	1
ACUPATH LABORATORIES INC			1	100%	1
MEDICAL UNIVERSITY OF SOUTH CAROLINA			1	100%	1
LAKEVIEW REGIONAL HOSPITAL			1	100%	1
CHC SOUTHWEST FLORIDA LAB-LIVE			1	100%	1
APPLECARE URGENT CARE			1	100%	1
Kroger 419 - The Little Clinic Farmington/Exeter		1			1
LAURELS OF NORWORTH		1			1
SONORAN DESERT PATHOLOGY			1	100%	1
Kroger 086 - The Little Clinic Broomfield-Sheridan		1			1
CVS TX7431POCT ROWLETT		1			1
MAYO MEDICAL LABORATORIES			1	100%	1
IMMY LABS			1	100%	1
MINUTECLINIC DIAGNOSTIC OF NH, LLC (CL		1			1
TREASURE COAST COMMUNITY HEALTH INC			1	100%	1
WALGREENS #12322		1			1
PATHOLOGY ASSOCIATES			1	100%	1
MAHONEY PEDIATRICS PA			1	100%	1
WESTCHESTER MEDICAL CENTER ADVANCED		1			1
AUTUMN CARE OF STATESVILLE, LLC		1			1
Kroger 753 - The Little Clinic Goss Avenue		1			1

COVID-19: testing by laboratory

Data through Apr 16, 2021 verified as of Apr 17, 2021 at 09:25 AM

Data in this report are provisional and subject to change.

The numbers in the table below represent the number of Florida and non-Florida residents for whom test results were received by the Department of Health. A person can be tested by more than one laboratory and can have both positive and negative results. **Therefore, the sum of the numbers in each column will be larger than the total number of people tested.**

Reporting lab	Inconclusive	Negative	Positive	Percent positive	Total
Manor Care Health Care Services - Williamsport North		1			1
Seal Rock Healthcare		1			1
CVS TN6394POCT BRENTWOOD		1			1
MEDEXPRESS URGENT CARE, LEBANON		1			1
BROOKDALE FORT WALTON BEACH			1	100%	1
SAINT JOSEPH'S HOSPITAL AND MEDICAL CENTER		1			1
SAINT ALPHONSUS REGIONAL MEDICAL CENTER			1	100%	1
NORTHEAST REGIONAL MEDICAL CENTER			1	100%	1
PULMONARY, CRITICAL CARE AND SLEEP DISORDERS INSTITUTE OF SOUTH FLORID			1	100%	1
APPLECARE URGENT CARE KINGSLAND			1	100%	1
Alaska Domiciliary Care for Homeless Veterans		1			1
FAYETTE MEDICAL CENTER LAB		1			1
CAREWELL URGENT CARE FITCHBURG			1	100%	1
QUALITY CLINICAL LAB LLC			1	100%	1
OCALA REGIONAL DIALYSIS- NORTH			1	100%	1
SOUTHERN WINDS			1	100%	1
CONCENTRA - OCALA		1			1
Kroger 397 - The Little Clinic Frankfort East		1			1
HOLLAND COMMUNITY HOSPITAL		1			1
MEDEXPRESS URGENT CARE - RUSSELLVILLE, W MAIN ST		1			1
Alden North Shore			1	100%	1
TANNER CLINIC			1	100%	1
REFERENCE LABORATORY			1	100%	1
LIMA MEMORIAL HOSPITAL			1	100%	1
Memorial Health Care Center			1	100%	1
Bethel Lutheran Nursing & Rehabilitation Center		1			1
SENTARA NORFOLK GENERAL HOSPITAL			1	100%	1
KINGMAN REGIONAL MEDICAL CENTER			1	100%	1
Kroger 447 - The Little Clinic Lebanon		1			1
ST. JOHN HOSPITAL & MEDICAL CENTER			1	100%	1
Vi at Aventura		1			1
Kroger 57 - The Little Clinic Jay C Charlestown		1			1
POMPANO BEACH ARTIFICIAL KIDNEY CENTER			1	100%	1
HYDE PARK MEDICAL CENTER		1			1
LOUISIANA STATE LAB			1	100%	1
			1	100%	1
DW MCMILLAN MEMORIAL HOSPITAL LABORATORY			1	100%	1
PROGRESSIVE MEDICAL LAB LLC			1	100%	1
WELLSTAR STUDENT SERVICES-MARIETTA CLI		1			1
LABTEST LLC LABTEST DIAGNOSTICS			1	100%	1
WYOMING OPCO, LLC DBA MEDILODGE OF WYO		1			1
COLUMBIA CREST CARE & RAHAB		1			1
UNITYPOINT HEALTH TRINITY			1	100%	1
Kroger 825 - The Little Clinic Dorothy Lane		1			1
VIBRA HEALTH LABORATORY			1	100%	1
COMMONWEALTH OF VIRGINIA DIVISION OF CONSOLIDATED LABORATORY SERVICES			1	100%	1

COVID-19: testing by laboratory

Data through Apr 16, 2021 verified as of Apr 17, 2021 at 09:25 AM

Data in this report are provisional and subject to change.

The numbers in the table below represent the number of Florida and non-Florida residents for whom test results were received by the Department of Health. A person can be tested by more than one laboratory and can have both positive and negative results. **Therefore, the sum of the numbers in each column will be larger than the total number of people tested.**

Reporting lab	Inconclusive	Negative	Positive	Percent positive	Total
GOSHEN HOSPITAL			1	100%	1
WALGREENS #09456		1			1
FLAGLER MEDICAL ASSOCIATES PA			1	100%	1
SANTA MONICA CA-UCLA MC			1	100%	1
SILVERMAN			1	100%	1
PENSACOLA PATHOLOGY		1			1
BETHESDA HOSPITAL			1	100%	1
TMH PHYSICIAN PARTNERS QUINCY			1	100%	1
CHILDRENS SPECIALIST PEDIATRIC PULMMOLOGY &			1	100%	1
SOUTHWESTERN VERMONT MEDICAL CENTER			1	100%	1
PAMC MICRO LAB			1	100%	1
KIDSVILLE PEDIATRICS III PA			1	100%	1
CVS TX3702POCT KATY		1			1
CARENOW MIDTOWN			1	100%	1
INHEALTH LIFE SCIENCES LLC			1	100%	1
HALIFAX HEALTH PRIMARY CARE			1	100%	1
FLORIDA CLINICAL LABORATORY INC DBA			1	100%	1
HEALTH CLINIC,THE		1			1
DORNOCH PLACE DEL PRADO		1			1
PLEASANT RIDGE MANOR WEST		1			1
CRESTVIEW MED CLIN LAB			1	100%	1
ORLANDO PHYSICIAN NETWORK		1			1
FLORIDA HEALTH CARE MEDICAL GROUP		1			1
White River Health Care Center		1			1
MEDEXPRESS URGENT CARE - HADLEY		1			1
HORIZON MEDICAL CENTER			1	100%	1
Dupage Care Center			1	100%	1
MONMOUTH MEDICALC ENTER		1			1
JACK M MATHENY II MD			1	100%	1
SANITAS RESEARCH LLC			1	100%	1
MID-FLORIDA CANCER CENTERS		1			1
CAREMOUNT MEDICAL PC		1			1
SHP WESTCHESTER LLC		1			1
RED HOOK FAMILY PRACTICE		1			1
VIRGINIA UROLOGY		1			1
BEST CARE COMMUNITY AND FAMILY HEALTH CENTER INC			1	100%	1
MEDCOR INC			1	100%	1
EUGENE T FINAN, MD			1	100%	1
ADVENTHEALTH MEDICAL GROUP INTERNAL MEDICINE AT MILLS			1	100%	1
DIGNITY HEALTH GOHEALTH		1			1
PEDIATRIC PARTNERS OF ZEPHYRHILLS PA			1	100%	1
HOME AIDE SVC OF EASTERN NY INC D/B/A		1			1
Villages of St.Peters		1			1
LABONE		1			1
HEARTLAND REGIONAL MEDICAL CENTER		1			1
CAREATC - PALM HARBOR			1	100%	1

COVID-19: testing by laboratory

Data through Apr 16, 2021 verified as of Apr 17, 2021 at 09:25 AM

Data in this report are provisional and subject to change.

The numbers in the table below represent the number of Florida and non-Florida residents for whom test results were received by the Department of Health. A person can be tested by more than one laboratory and can have both positive and negative results. **Therefore, the sum of the numbers in each column will be larger than the total number of people tested.**

Reporting lab	Inconclusive	Negative	Positive	Percent positive	Total
VERITAS GENETICS, INC.			1	100%	1
RIVERVIEW HOSPITAL D/B/A UNIVERSITY		1			1
Kroger 350 - The Little Clinic New Cut Road		1			1
SAINT FRANCIS HOSPITAL			1	100%	1
ARKANSAS PUBLIC HEALTH LABORATORY		1			1
BLACK SHEEP MEDICAL			1	100%	1
UF HEALTH FAMILY MEDICINE-GOODBYS CREEK			1	100%	1
JOHN D. ARCHBOLD MEMORIAL HOSPITAL			1	100%	1
COSTAMED GRUPO MEDICO			1	100%	1
ISLANDS ASSISTED LIVING FACILITY,THE			1	100%	1
PALM COAST DRAW STATION/AMERICAN HEALTH ASSOCIATES		1			1
REGIONAL MED CTR BAYONET POINT			1	100%	1
ADDINGTON PLACE EAST LAKE		1			1
CRYSTAL RIVER FIRE DEPARTMENT			1	100%	1
AMD			1	100%	1
OPTUM OF HIALEAH		1			1
MEDICAL ASSOCIATES OF PINELLAS - LAB			1	100%	1
Walgreens #19461		1			1
Kroger 367 - The Little Clinic Walton		1			1
WESLEY LONG HOSPITAL			1	100%	1
GOOD SAMARITAN SOCIETY - DE SMET		1			1
CONNECTICUT PEDIATRICS @ CHC		1			1
WELLMED AT BAY AREA		1			1
ST FRANCIS COLLEGE WELLNESS CENTER		1			1
Life Care Center of Auburn		1			1
WEST FLORIDA MEDICAL ASSOCIATES PA			1	100%	1
NEMOURS CHILDREN'S PRIMARY CARE, ST CLOUD			1	100%	1
YOUR GOOD HEALTH MEDICAL GROUP PA			1	100%	1
MIAMI VASCULAR SURGERY			1	100%	1
FINLAY MEDICAL RESEARCH CORP			1	100%	1
PATEL MINESH		1			1
ADVENTHEALTH IMAGING WINTERGARDEN		1			1
INLET CONCIERGE MEDICINE			1	100%	1
STONESPRINGS HOSPITAL CENTER			1	100%	1
Kroger 541 - The Little Clinic Long Hollow Pike		1			1
Brattleboro Crossings LLC dba Pine Heights at Brattleboro		1			1
FAST TEST NOW		1			1
OAKVIEW INC		1			1
DEERFIELD BEACH REHABILITATION AND NURSING			1	100%	1
BLOOMINGDALE MEDICAL ASSOC			1	100%	1
HEALTHPLUS			1	100%	1
ICARE		1			1
SLIDELL MEMORIAL HOSPITAL			1	100%	1
MED FIRST IMMEDIATE CARE AND FAMILY PRACTICE			1	100%	1
INTEGRATED GENETICS SEQUENOM		1			1
CARDIOLOGY AND FITNESS MEDICINE		1			1

COVID-19: testing by laboratory

Data through Apr 16, 2021 verified as of Apr 17, 2021 at 09:25 AM

Data in this report are provisional and subject to change.

The numbers in the table below represent the number of Florida and non-Florida residents for whom test results were received by the Department of Health. A person can be tested by more than one laboratory and can have both positive and negative results. **Therefore, the sum of the numbers in each column will be larger than the total number of people tested.**

Reporting lab	Inconclusive	Negative	Positive	Percent positive	Total
MOBILE INFIRMARY MEDICAL CENTER			1	100%	1
ORMC-ARDEN/EOI			1	100%	1
ALL PEDIATRIC CARE PA			1	100%	1
BOYKIN		1			1
Walgreens #9620		1			1
Crowne Health Care of Thomasville		1			1
FRESENIUS KIDNEY CARE OCALA			1	100%	1
WELLSTAR PAULDING HOSPITAL		1			1
ADVANCED LABORATORY SERVICES			1	100%	1
PATHOLOGYT & LAB MEDICINE SERVICES			1	100%	1
Walgreens #5914		1			1
HARDEE COUNTY FIRE RESCUE		1			1
SOUTHERN FAMILY HEALTH			1	100%	1
NORTH MIAMI BEACH SURGICAL CENTER			1	100%	1
Grays Harbor Health and Rehabilitation		1			1
Elderwood at Lancaster		1			1
Kroger 909 - The Little Clinic Hamilton			1	100%	1
Good Samaritan Society - Mountian Lake		1			1
MADISON AT OVIEDO			1	100%	1
ANDREWS INSTITUTE AMBULATORY SURGERY CENTER		1			1
AML DIAGNOSTICS- ADV TESTING IN METABOLIC MEDICINE			1	100%	1
SC-GA2018 MCCORMICK REHAB & HEALTHCARE		1			1
Wrightsville Manor Health and Rehab		1			1
LAKE MARY DIALYSIS			1	100%	1
CVS NV9586POCT RENO		1			1
CHRISTUS GOOD SHEPHERD MEDICAL CENTER			1	100%	1
Integrity Healthcare of Carbondale			1	100%	1
LONG ISLAND MINIMALLY INVASIVE SURGERY		1			1
AFFILIATED LABORATORIES INC			1	100%	1
PRIMARY & URGENT CARE CENTERS			1	100%	1
Perham Living			1	100%	1
FIRST CARE OF GAINESVILLE			1	100%	1
MEDHEALTH CLINICAL INC			1	100%	1
PRIME HEALTHCARE SERVICES		1			1
HIBISCUS COURT			1	100%	1
APOLLOMDX LLC			1	100%	1
CHI ST VINCENT LITTLE ROCK DIAGNOSTIC CLINIC			1	100%	1
CAPSTONE REHABILITATION AND HEALTHCARE		1			1
PERFECT HEALTH URGENT CARE AND MEDICAL		1			1
BRUSHY CREEK FAMILY HOSPITAL			1	100%	1
MOUNT ST MARYS HOSPITAL OF NIAGARA FALLS			1	100%	1
UNITED HEALTHCARE			1	100%	1
HEALTH PARTNERS LLC		1			1
WESTMORELAND REGIONAL HOSPITAL			1	100%	1
MEDEXPRESS URGENT CARE, MILLCREEK		1			1
Kroger 929 - The Little Clinic Corryville		1			1

COVID-19: testing by laboratory

Data through Apr 16, 2021 verified as of Apr 17, 2021 at 09:25 AM

Data in this report are provisional and subject to change.

The numbers in the table below represent the number of Florida and non-Florida residents for whom test results were received by the Department of Health. A person can be tested by more than one laboratory and can have both positive and negative results. **Therefore, the sum of the numbers in each column will be larger than the total number of people tested.**

Reporting lab	Inconclusive	Negative	Positive	Percent positive	Total
FLORIDA DEPARTMENT OF HEALTH IN CITRUS COUNTY		1			1
APS-SUMMIT CARE PHARMACY, LLC DBA OMNICARE		1			1
Southwest Louisiana Veterans Home			1	100%	1
PIEDMONT ATHENS REGIONAL HOSPITAL LAB			1	100%	1
MEDICAL CITY DENTON			1	100%	1
PEDIATRIC ASSOCIATES - MIAMI LAKES		1			1
SANTA MONICA FERTILITY			1	100%	1
MANCHESTER COMMONS		1			1
Allen Health and Rehabilitation		1			1
WATERS EDGE ELEMENTARY SCHOOL			1	100%	1
NORDX			1	100%	1
BAM INC		1			1
HAWKEYE CARE CENTER DUBUQUE		1			1
ENCOMPASS HEALTH REHABILITATION HOSPITAL OF UTAH		1			1
ORMOND MEDICAL ARTS FAMILY PRACTICE PL			1	100%	1
Regency Square			1	100%	1
PARK AVENUE MEDICAL PROFESSIONALS PC		1			1
WRIGHT PATTERSON AFB MEDICAL CENTER			1	100%	1
ST LUKES SURGICAL AT THE VILLAGES INC			1	100%	1
WEST FLORIDA HOSPITAL LABORATORY			1	100%	1
PINECREST MANOR		1			1
ADVENTHEALTH DURAND			1	100%	1
WALGREENS #12624		1			1
MEDEX CLINIC LLC			1	100%	1
HEALTHALLIANCE HOSPITAL LABORATORY		1			1
COVENANT HEALTH		1			1
Dugan Memorial Home		1			1
HEARTLAND OF ZEPHYRHILLS FL, LLC			1	100%	1
Advanced Health Care of St. George		1			1
TITAN GENOMICS, LLC			1	100%	1
MT VIEW			1	100%	1
VIRGINIA CVS PHARMACY, LLC DBA CVS/PHARMACY #1884		1			1
Kroger 433 - The Little Clinic Atoka		1			1
NORTHSIDE FAMILY MEDICINE		1			1
MCR HEALTH MEDICAL EXPRESS			1	100%	1
MONTCLAIR STATE UNIV/HLTH & WELLNESS		1			1
HATLEY HEALTH CARE, INC		1			1
Chateau Dville Rehab & Retirement		1			1
PORTSMOUTH REG. HOSPITAL			1	100%	1
Illiana HCS - Danville VAMC		1			1
STAYING HEALTHY MEDICAL SERVICES			1	100%	1
MEDEXPRESS URGENT CARE - PATRICK STREE			1	100%	1
CARESPOT - MIAMI GARDENS			1	100%	1
EDWARD HOSPITAL			1	100%	1
ARIZONA STATE LABORATORY			1	100%	1
DESTIN SURGERY CENTER LTD		1			1

COVID-19: testing by laboratory

Data through Apr 16, 2021 verified as of Apr 17, 2021 at 09:25 AM

Data in this report are provisional and subject to change.

The numbers in the table below represent the number of Florida and non-Florida residents for whom test results were received by the Department of Health. A person can be tested by more than one laboratory and can have both positive and negative results. **Therefore, the sum of the numbers in each column will be larger than the total number of people tested.**

Reporting lab	Inconclusive	Negative	Positive	Percent positive	Total
RESTORE MEDICAL PARTNERS PLLC			1	100%	1
HAVASU REGIONAL MEDICAL CENTER			1	100%	1
FAITH FAMILY PRACTICE			1	100%	1
BIOMAT ORLANDO		1			1
SOUTHEASTERN HEALTH FACILITES, INC		1			1
ACCESS MEDICAL GROUP OF TAMPA INC			1	100%	1
NORTHWEST FLORIDA SPECIALTY PHYSICIANS LLC		1			1
Kroger 126 - The Little Clinic Cottonwood		1			1
PINNACLE DIALYSIS		1			1
LOUIS STOKES CLEVELAND VA MEDICAL CENTER			1	100%	1
BAPTIST HOSPITAL FAMILY MEDICINE &			1	100%	1
Williamstown Commons			1	100%	1
WAYNE MEMORIAL HOSPITAL		1			1
SOUTHWEST ORLANDO FAMILY MEDICINE, PL			1	100%	1
VALLEY VISTA CARE CENTER		1			1
CVS SC7012POCT BALLENTINE			1	100%	1
TMH PHYSICIAN PARTNERS			1	100%	1
CLEVELAND CLINIC OUTPATIENT LABORATORY			1	100%	1
BRADENTON DIALYSIS			1	100%	1
LABWORKS LLC			1	100%	1
NORTHEAST TEXAS DIALYSIS		1			1
PowerBack Piscataway Center		1			1
CONCENTRA - LEESBURG		1			1
Summit Medical Group Morristown Oncology		1			1
HEALTH ALLIANCE			1	100%	1
Heartland of Pittsburgh PA, LLC		1			1
LCMC LAB SUBSECTION		1			1
WINCHESTER HOSPITAL			1	100%	1
VETERANS AFFAIRS MEDICAL CENTER - EAST ORANGE			1	100%	1
CATHEDRAL GERONTOLOGY CENTER DBA CATHEDRAL CARES			1	100%	1
Lutheran Community at Telford		1			1
YOUTH HEALTH CENTER OF HUNTINGTON		1			1
KID FIXERS		1			1
DECATUR MORGAN HOSPITAL - DECATUR GENE		1			1
Kroger 923 - The Little Clinic Centerville		1			1
FLORHAM PARK ENDOSCOPY CENTER		1			1
HEALTH FIRST HOME CARE		1			1
Good Samaritan Society - Albion		1			1
LSU MEDICAL CENTER			1	100%	1
FLORIDA HEART AND VASCULAR MULTISPECIALTY GROUP PA			1	100%	1
Grand Junction VAMC		1			1
SANCHEZ CAZAU MEDICAL GROUP			1	100%	1
GOLDING-GRANADO MEDICAL ASSOCIATES		1			1
MINUTE CLINIC DIAGNOSTICS OF IN, LLC #6252		1			1
CONVENIENT URGENT CARE			1	100%	1
Hearthstone Nursing and Rehabilitation Center		1			1

COVID-19: testing by laboratory

Data through Apr 16, 2021 verified as of Apr 17, 2021 at 09:25 AM

Data in this report are provisional and subject to change.

The numbers in the table below represent the number of Florida and non-Florida residents for whom test results were received by the Department of Health. A person can be tested by more than one laboratory and can have both positive and negative results. **Therefore, the sum of the numbers in each column will be larger than the total number of people tested.**

Reporting lab	Inconclusive	Negative	Positive	Percent positive	Total
PROVIDENCE ST PETER HOSPITAL		1			1
ADVANTA LABS, LLC		1			1
KATHY L ANDERSON DO PA			1	100%	1
WALGREEN#12147		1			1
WY RETIREMENT CENTER		1			1
HARDIN MEMORIAL HOSPITAL - HEARTLAND PATHOLOGY CONSULTANTS			1	100%	1
SUNSHINE URGENT CARE			1	100%	1
MORGAN STANELY HEALTH CENTER		1			1
SANFORD LABORATORY BISMARCK			1	100%	1
Miller Health Care Center			1	100%	1
MERCY HOME		1			1
MEDLABS OF FLORIDA LLC D/B/A MEDLABS DIAGNOSTICS		1			1
SIGNATURE CARE COLLEGE STATION			1	100%	1
DE TAR HOSPITAL			1	100%	1
UNIVERSITY OF NORTH CAROLINA HOSPITALS			1	100%	1
CENTRAL TX URGENT CARE			1	100%	1
HACKENSACK UNIVERSITY MEDICAL CENTER		1			1
OASIS FAMILY RESORT IN THE SPRINGS LLC		1			1
ManorCare Yeadon		1			1
MORNINGSIDE NURSING AND REHABILITATION		1			1
WESTEX URGENT CARE, PLLC			1	100%	1
CONVENIENT MEDICAL AND HEALTH SERVICES			1	100%	1
ABSOLUTE HEALTHCARE			1	100%	1
FAIRVIEW HOSPITAL			1	100%	1
Walgreens #17445		1			1
CHI ST ALEXIUS TRANSITIONAL CARE UNIT		1			1
STAMFORD HOSPITAL			1	100%	1
BGB SUMMIT MEDICAL GROUP		1			1
NORTH SHORE HEMATOLOGY-ONCOLOGY ASSOCIATES		1			1
BOCA MEDICAL CARE			1	100%	1
WEST FLORIDA MEDICAL ASSOCIATES			1	100%	1
WALGREENS #11572		1			1
BOCA RATON PHYSICIANS PA			1	100%	1
NANCY M WORTHINGTON MD PA			1	100%	1
NORWOOD HEALTH CENTER		1			1
GABRIELA GOLDSTEIN MD PA			1	100%	1
MED TECH CLINICAL LABORATORY		1			1
ASHLEY PEDICATRICS DAY AND NIGHT CLINIC			1	100%	1
NAVAL BRANCH HEALTH CLINIC			1	100%	1
AMERICA'S ER SITE 002 LLC			1	100%	1
CVS NE5863POCT OMAHA		1			1
THOMAS HOSPITAL			1	100%	1
JOHNSON MEDICAL SERVICES			1	100%	1
ESOTERIC LAB			1	100%	1
NEW YORK PRESBYTERIAN HOSPITAL			1	100%	1
STATE OF ALASKA			1	100%	1

COVID-19: testing by laboratory

Data through Apr 16, 2021 verified as of Apr 17, 2021 at 09:25 AM

Data in this report are provisional and subject to change.

The numbers in the table below represent the number of Florida and non-Florida residents for whom test results were received by the Department of Health. A person can be tested by more than one laboratory and can have both positive and negative results. **Therefore, the sum of the numbers in each column will be larger than the total number of people tested.**

Reporting lab	Inconclusive	Negative	Positive	Percent positive	Total
BRIDGEWAY CENTER INC			1	100%	1
BAPTIST HEALTH ASI			1	100%	1
Kroger 531 - The Little Clinic Waterville		1			1
B2 URGENT CARE			1	100%	1
PEDIATRIC URGENT CARE CENTR OF FORT WORTH-LA GRAN			1	100%	1
Jewish Home of Rochester		1			1
PAUL C SCHWARTZ & MELVIN L WEIDMAN		1			1
LAURELS OF ATHENS, THE		1			1
OHIOHEALTH URGENT CARE			1	100%	1
MEDIPLUS CLINIC, INC			1	100%	1
HOLYCROSS URGENT CARE AND IMAGING CENTER		1			1
BETHESDA HEALTH PHYSICIANS GROUP		1			1
MANHATTAN COLLEGE HEALTH SERVICES		1			1
MERCY GENERAL HOSPITAL			1	100%	1
HEALTHCARE PARTNERS FAMILY MEDICINE LLC			1	100%	1
UNIVERSITY OF MIAMI PRIMARY CARE SITE UMHC 3039			1	100%	1
MEDEXPRESS URGENT CARE - TOTOWA		1			1
CONSULATE HEALTH CARE OF VERO BEACH			1	100%	1
DIXIE COUNTY JAIL			1	100%	1
UNIVERSITY OF WASHINGTON DEPT OF LAB MEDICINE			1	100%	1
MERCYONE DES MOINES MEDICAL CENTER			1	100%	1
LADY OF THE SEA HOSPITAL LAB			1	100%	1
Kroger - KRO70600172		1			1
PASTEUR MEDICAL CENTER LLC		1			1
BARRINGTON TERRACE NAPLES			1	100%	1
ATMORE COMMUNITY HOSPITAL			1	100%	1
WATERVIEW HILLS REHABILITATION AND NUR		1			1
PINNACLE PAIN CENTER PS DBA LYNX HEALTHCARE		1			1
LEGACY SPECIALTY PHARMACY CORP			1	100%	1
SUSAN F. WILLIAMS M.D., P.A.			1	100%	1
Kroger 629 - The Little Clinic Cartersville, GA Hwy 41		1			1
ASUNCION HOME HEALTH CARE CORP			1	100%	1
Piedmont Crossing		1			1
THE READING HOSPITAL AND MEDICAL CENTER			1	100%	1
CLINICAL TRIALS OF TAMPA LLC		1			1
PEDIATRIC ASSOCIATES OF ORLANDO			1	100%	1
SARASOTA MEMORIAL HEALTHCARE			1	100%	1
PM PEDIATRICS OF BAYSIDE, PLLC		1			1
DAUGHTERS OF SARAH NURSING CENTER		1			1
Towne Manor West		1			1
FLORIDA DIGESTIVE AND LIVER SPECIALISTS			1	100%	1
CVS MI22230CV WAYNE COUNTY COMMUNITY COLLEGE			1	100%	1
DPH OP LAB			1	100%	1
RIDGE OPTUM FLORIDA			1	100%	1
EAST LANSING OPCO		1			1
FAMILY PRACTICE ASSOCIATES		1			1

COVID-19: testing by laboratory

Data through Apr 16, 2021 verified as of Apr 17, 2021 at 09:25 AM

Data in this report are provisional and subject to change.

The numbers in the table below represent the number of Florida and non-Florida residents for whom test results were received by the Department of Health. A person can be tested by more than one laboratory and can have both positive and negative results. **Therefore, the sum of the numbers in each column will be larger than the total number of people tested.**

Reporting lab	Inconclusive	Negative	Positive	Percent positive	Total
WALGREENS #10854		1			1
Avantara Lake Norden		1			1
CHP COVID-19 (TX)			1	100%	1
BAY AREA HOSPITAL LAB & HST		1			1
LUMICO LIFE INSURANCE COMPANY		1			1
Abernethy Laurels		1			1
Canandaigua VAMC		1			1
LINK PHARMACY LLC		1			1
KINGWOOD EMERGENCY HOSPITAL			1	100%	1
UMMC MIDTOWN CAMPUS			1	100%	1
PHYSICIANS IMMEDIATE CARE			1	100%	1
ALAFAYA WOODS FAMILY MEDICAL CENTER		1			1
WMG URGENT CARE WOODSTOCK			1	100%	1
ORCHARD PARK HEALTH CARE AND REHABILITATION CENTER		1			1
CVS CT2210POCT RIVERSIDE		1			1
PCR DIAGNOSTICS			1	100%	1
VELOCITY URGENT CARE - REDMILL			1	100%	1
AHUJA MEDICAL CENTER			1	100%	1
HOSPICE OF MARION COUNTY INC			1	100%	1
WINTER HAVEN DIALYSIS		1			1
REHABILITATION CENTER OF ALBUQUERQUE		1			1
ARBOR DIAGNOSTICS, INC		1			1
FRITZINGERTOWN SENIOR LIVING		1			1
LIFESPAN HEALTH - SELMER		1			1
REDMOND URGENT CARE			1	100%	1
Quince Nursing and Rehabilitation Center		1			1
Kroger 395 - The Little Clinic Blanchester		1			1
WVU MEDICINE - WESTON			1	100%	1
LEHIGH REGIONAL WOUND CENTER			1	100%	1
MICROBIOLOGY DEPARTMENT			1	100%	1
UHS BINGHAMTON GENERAL			1	100%	1
JUPITER MEDICAL GROUP			1	100%	1
VIP FAMILY PRACTICE			1	100%	1
Friendship Manor Inc.		1			1
ACCURATE HEALTH SERVICES CORP			1	100%	1
Total	102,259	19,003,498	2,793,405	13%	21,899,162