

COVID-19: summary of cases and monitoring

Data through Apr 17, 2021 verified as of Apr 18, 2021 at 09:25 AM

Data in this report are provisional and subject to change.

Cases: people with positive PCR or antigen test result

Total cases

Florida residents	2,128,136
Non-Florida residents	40,765

Type of testing

Florida residents	2,128,136
Positive by BPHL/CDC	77,219
Positive by commercial/hospital lab	2,050,917
PCR positive	1,704,980
Antigen positive	423,156
Non-Florida residents	40,765
Positive by BPHL/CDC	952
Positive by commercial/hospital lab	39,813
PCR positive	27,689
Antigen positive	13,076

Characteristics

Florida residents hospitalized	88,213
Florida resident deaths	34,439
Non-Florida resident deaths	670

Hospitalized counts include anyone who was hospitalized at some point during their illness. It does not reflect the number of people currently hospitalized.

More information on deaths identified through death certificate data is available on the National Center for Health Statistics website at www.cdc.gov/nchs/nvss/vsrr/COVID19/index.htm.

Cases: people with positive PCR or antigen test result

Risk factors for Florida residents

Traveled	17,007
Contact with a known case	844,107
Traveled and contact with a known case	23,295
Neither	1,243,727
No travel and no contact	253,998
Travel is unknown	707,565
Contact is unknown	470,724
Contact is pending	450,983

Travel can be unknown and contact can be unknown or pending for the same case, these numbers will sum to more than the "neither" total.

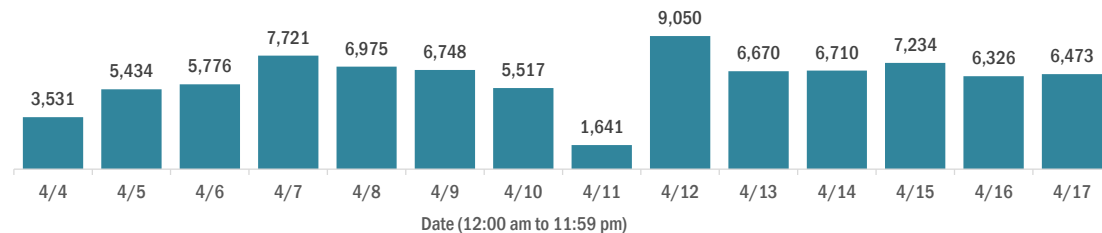
COVID-19: summary of laboratory testing

Data through Apr 17, 2021 verified as of Apr 18, 2021 at 09:25 AM

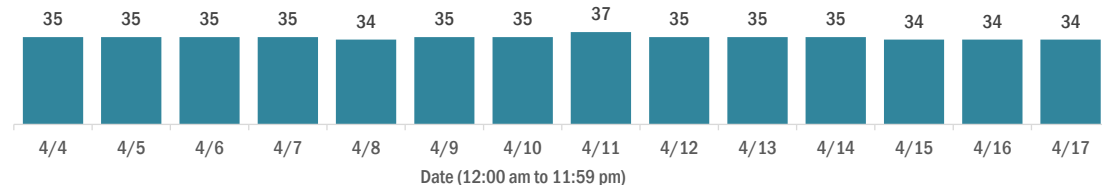
Data in this report are provisional and subject to change.

Cases in Florida residents per day for the past 2 weeks

Number of cases per day



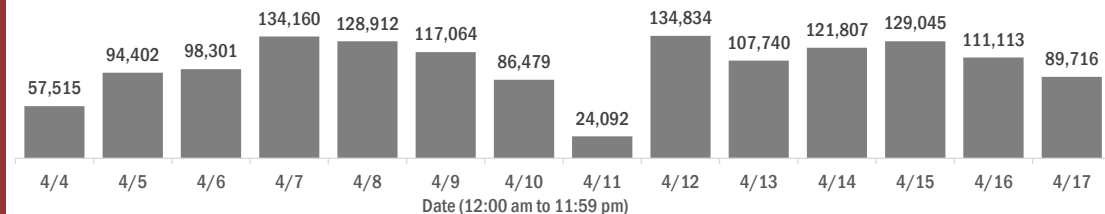
Median age of cases by day



Laboratory testing for Florida residents over the past 2 weeks

Number of Florida residents tested per day

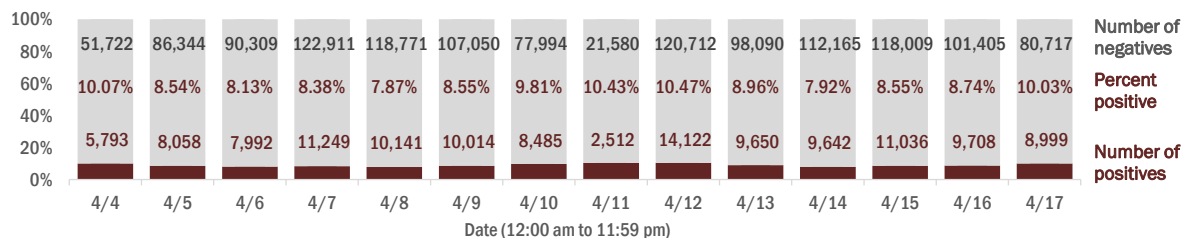
These counts include the number of people for whom the Department received PCR or antigen laboratory results by day. People tested on multiple days will be included for each day a new result was received. A person is only counted once for each day they are tested, regardless of whether multiple specimens are tested or multiple results are received.



Number and percent of Florida residents with positive test results

The percent of positive results ranged from 7.87% to 10.47% over the past 2 weeks and was 10.03% yesterday.

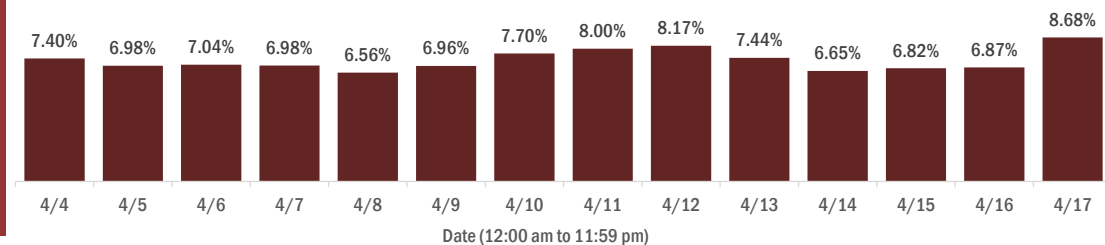
These counts include the number of people for whom the Department received PCR or antigen laboratory results by day. People tested on multiple days will be included for each day a new result was received. A person is only counted once for each day they are tested, regardless of whether multiple specimens are tested or multiple results are received. If a person has a positive specimen and a negative specimen in the same day, only the positive result is counted.



Percent positivity for new cases in Florida residents

The percent of positive results ranged from 6.56% to 8.68% over the past 2 weeks and was 8.68% yesterday.

This percent is the number of people who test PCR- or antigen-positive for the first time divided by all the people tested that day, excluding people who have previously tested positive.



COVID-19: characteristics of 2,128,136 Florida resident cases

Data through Apr 17, 2021 verified as of Apr 18, 2021 at 09:25 AM

Data in this report are provisional and subject to change.

Age group	Cases		Hospitalizations		Deaths	
0-4 years	44,360	2%	595	1%	1	0%
5-14 years	138,350	7%	591	1%	5	0%
15-24 years	331,242	16%	2,214	3%	45	0%
25-34 years	372,617	18%	4,328	5%	193	1%
35-44 years	331,402	16%	6,464	7%	535	2%
45-54 years	323,681	15%	10,020	11%	1,341	4%
55-64 years	278,400	13%	15,103	17%	3,778	11%
65-74 years	169,743	8%	18,367	21%	7,335	21%
75-84 years	93,385	4%	18,315	21%	10,438	30%
85+ years	43,518	2%	12,208	14%	10,768	31%
Unknown	1,438	0%	8	0%	0	0%
Total	2,128,136		88,213		34,439	

Gender	Cases	
Female	1,112,299	52%
Male	997,968	47%
Unknown	17,869	1%
Total	2,128,136	

Ethnicity	Cases		Hospitalizations		Deaths	
Hispanic	688,915	32%	22,483	25%	8,062	23%
Non-Hispanic	1,036,367	49%	61,650	70%	24,163	70%
Unknown	402,854	19%	4,080	5%	2,214	6%
Total	2,128,136		88,213		34,439	

Race and ethnicity	Cases		Hospitalizations		Deaths	
White	1,210,076	57%	57,888	66%	25,271	73%
Hispanic	459,332	22%	16,111	18%	6,467	19%
Non-Hispanic	662,684	31%	40,077	45%	17,683	51%
Unknown	88,060	4%	1,700	2%	1,121	3%
Black	279,984	13%	18,292	21%	5,517	16%
Hispanic	16,683	1%	784	1%	232	1%
Non-Hispanic	241,490	11%	17,138	19%	5,102	15%
Unknown	21,811	1%	370	0%	183	1%
Other race	328,546	15%	9,706	11%	2,694	8%
Hispanic	164,934	8%	5,102	6%	1,194	3%
Non-Hispanic	112,529	5%	4,160	5%	1,272	4%
Unknown	51,083	2%	444	1%	228	1%
Unknown race	309,530	15%	2,327	3%	957	3%
Hispanic	47,966	2%	486	1%	169	0%
Non-Hispanic	19,664	1%	275	0%	106	0%
Unknown	241,900	11%	1,566	2%	682	2%
Total	2,128,136		88,213		34,439	

Hospitalization counts include anyone who was hospitalized at some point during their illness. It does not reflect the number of people currently hospitalized. **Other race** includes any person with a race of American Indian/Alaskan native, Asian, native Hawaiian/Pacific Islander, or other.

COVID-19: deaths in Florida residents and staff of long-term care facilities

Data through Apr 17, 2021 verified as of Apr 18, 2021 at 09:25 AM

Data in this report are provisional and subject to change.

For current cases in residents or staff of long-term care facilities, please visit: <https://floridahealthcovid19.gov/>

County	Deaths		County	Deaths		County	Deaths	
Palm Beach	1063	10%	Okaloosa	164	1%	Madison	20	0%
Dade	1010	9%	Hernando	158	1%	Calhoun	18	0%
Pinellas	892	8%	Osceola	142	1%	Flagler	18	0%
Broward	674	6%	Charlotte	135	1%	Gulf	17	0%
Hillsborough	577	5%	Clay	120	1%	Wakulla	16	0%
Duval	438	4%	Indian River	120	1%	Bradford	15	0%
Polk	429	4%	Leon	100	1%	Washington	13	0%
Brevard	402	4%	Highlands	91	1%	Baker	12	0%
Orange	402	4%	Bay	90	1%	Jefferson	12	0%
Sarasota	399	4%	Jackson	88	1%	Holmes	11	0%
Lee	343	3%	St. Johns	86	1%	Gadsden	10	0%
Marion	330	3%	Santa Rosa	81	1%	Franklin	9	0%
Volusia	292	3%	Alachua	78	1%	Lafayette	8	0%
Escambia	281	3%	Suwannee	61	1%	Levy	7	0%
St. Lucie	245	2%	Columbia	51	0%	Desoto	6	0%
Seminole	231	2%	Sumter	44	0%	Dixie	5	0%
Lake	226	2%	Putnam	39	0%	Monroe	5	0%
Pasco	225	2%	Nassau	34	0%	Taylor	3	0%
Collier	193	2%	Walton	30	0%	Hardee	2	0%
Manatee	193	2%	Hendry	29	0%	Hamilton	1	0%
Citrus	177	2%	Okeechobee	24	0%	Liberty	1	0%
Martin	172	2%	Gilchrist	21	0%	Total	11,189	

Note: cases are summarized by the county of usual residence. Residents and staff may be cases associated with facilities that are not in their county of usual residence, resulting in cases being included below for counties that do not have facilities with known cases.

COVID-19: cases in Florida residents who have died

Data through Apr 17, 2021 verified as of Apr 18, 2021 at 09:25 AM

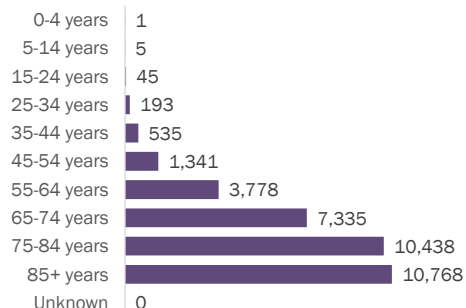
Data in this report are provisional and subject to change.

Demographics for all identified COVID-19 deaths: 34,439

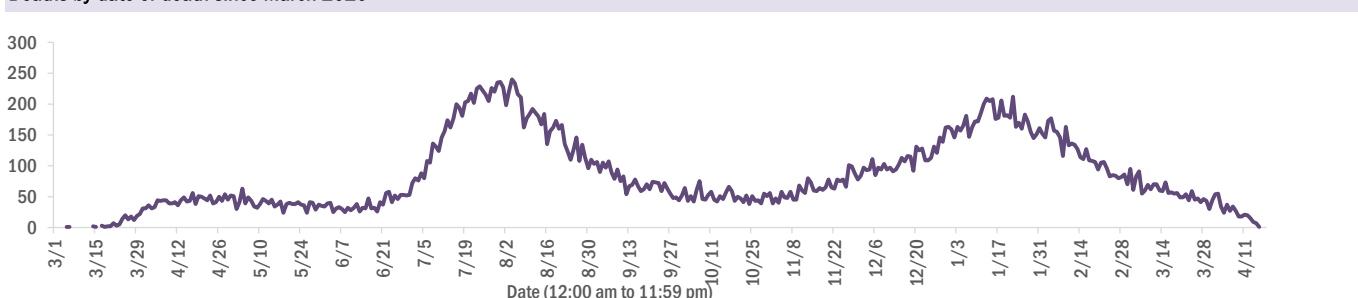
Deaths by date of death for the past 2 weeks



Deaths by age group



Deaths by date of death since March 2020



Age group	Deaths	Cases	Case fatality rate	Mortality rate per 100,000 population
0-4 years	1	44,360	0.0%	0.1
5-14 years	5	138,350	0.0%	0.2
15-24 years	45	331,242	0.0%	1.8
25-34 years	193	372,617	0.1%	6.8
35-44 years	535	331,402	0.2%	20.5
45-54 years	1,341	323,681	0.4%	48.1
55-64 years	3,778	278,400	1.4%	130.6
65-74 years	7,335	169,743	4.3%	302.3
75-84 years	10,438	93,385	11.2%	743.3
85+ years	10,768	43,518	24.7%	1864.5
Unknown	0	1,438	0.0%	
Total	34,439	2,128,136	1.6%	159.4

Race	Deaths	Cases	Case fatality rate	Mortality rate per 100,000 population
White	25,271	1,210,076	2.1%	151.3
Black	5,517	279,984	2.0%	150.8
Other	2,694	328,546	0.8%	216.5
Unknown	957	309,530	0.3%	
Total	34,439	2,128,136	1.6%	159.4

Gender	Deaths	Cases	Case fatality rate	Mortality rate per 100,000 population
Female	15,108	1,112,299	1.4%	136.8
Male	19,331	997,968	1.9%	183.1
Unknown	0	17,869	0.0%	
Total	34,439	2,128,136	1.6%	159.4

Ethnicity	Deaths	Cases	Case fatality rate	Mortality rate per 100,000 population
Hispanic	8,062	688,915	1.2%	142.0
Non-Hispanic	24,163	1,036,367	2.3%	151.8
Unknown	2,214	402,854	0.5%	
Total	34,439	2,128,136	1.6%	159.4

COVID-19: characteristics of 2,128,136 cases

Data through Apr 17, 2021 verified as of Apr 18, 2021 at 09:25 AM

Data in this report are provisional and subject to change.

Tables below include cases in Florida residents and non-Florida residents.

All 67 Florida counties have cases:

County	FL resident cases		Non-FL resident cases	Total cases	FL resident deaths	FL death rate
Dade	464,604	<div><div></div></div> 22%	6,064	470,668	6,044	1.3%
Broward	225,761	<div><div></div></div> 11%	2,741	228,502	2,783	1.2%
Palm Beach	136,466	<div><div></div></div> 6%	2,501	138,967	2,717	2.0%
Orange	129,727	<div><div></div></div> 6%	2,011	131,738	1,224	0.9%
Hillsborough	128,911	<div><div></div></div> 6%	1,123	130,034	1,659	1.3%
Duval	93,751	<div><div></div></div> 4%	1,563	95,314	1,352	1.4%
Pinellas	74,760	<div><div></div></div> 4%	1,877	76,637	1,578	2.1%
Lee	64,305	<div><div></div></div> 3%	2,249	66,554	944	1.5%
Polk	64,454	<div><div></div></div> 3%	468	64,922	1,283	2.0%
Osceola	41,570	<div><div></div></div> 2%	747	42,317	492	1.2%
Volusia	40,513	<div><div></div></div> 2%	742	41,255	762	1.9%
Brevard	38,691	<div><div></div></div> 2%	694	39,385	843	2.2%
Pasco	38,699	<div><div></div></div> 2%	337	39,036	719	1.9%
Manatee	36,034	<div><div></div></div> 2%	849	36,883	652	1.8%
Escambia	31,795	<div><div></div></div> 1%	3,662	35,457	675	2.1%
Collier	33,016	<div><div></div></div> 2%	1,305	34,321	514	1.6%
Seminole	32,042	<div><div></div></div> 2%	242	32,284	478	1.5%
Sarasota	29,854	<div><div></div></div> 1%	1,533	31,387	805	2.7%
Leon	30,051	<div><div></div></div> 1%	906	30,957	309	1.0%
Marion	29,853	<div><div></div></div> 1%	153	30,006	943	3.2%
Lake	27,823	<div><div></div></div> 1%	494	28,317	620	2.2%
St. Lucie	25,014	<div><div></div></div> 1%	183	25,197	611	2.4%
Alachua	23,857	<div><div></div></div> 1%	294	24,151	266	1.1%
St. Johns	21,643	<div><div></div></div> 1%	304	21,947	206	1.0%
Okaloosa	19,928	<div><div></div></div> 1%	223	20,151	358	1.8%
Bay	18,988	<div><div></div></div> 1%	775	19,763	379	2.0%
Santa Rosa	17,744	<div><div></div></div> 1%	242	17,986	282	1.6%
Clay	17,910	<div><div></div></div> 1%	50	17,960	331	1.8%
Hernando	13,113	<div><div></div></div> 1%	98	13,211	448	3.4%
Charlotte	12,123	<div><div></div></div> 1%	208	12,331	404	3.3%
Indian River	12,076	<div><div></div></div> 1%	108	12,184	290	2.4%
Martin	11,697	<div><div></div></div> 1%	229	11,926	314	2.7%
Citrus	10,602	<div><div></div></div> 0%	95	10,697	433	4.1%
Sumter	8,988	<div><div></div></div> 0%	105	9,093	269	3.0%
Nassau	7,697	<div><div></div></div> 0%	438	8,135	124	1.6%

County	FL resident cases		Non-FL resident cases	Total cases	FL resident deaths	FL death rate
Highlands	8,031	<div><div></div></div> 0%	91	8,122	337	4.2%
Columbia	7,963	<div><div></div></div> 0%	42	8,005	165	2.1%
Walton	6,767	<div><div></div></div> 0%	845	7,612	87	1.3%
Flagler	6,937	<div><div></div></div> 0%	97	7,034	106	1.5%
Monroe	6,356	<div><div></div></div> 0%	386	6,742	50	0.8%
Putnam	6,251	<div><div></div></div> 0%	21	6,272	138	2.2%
Jackson	6,053	<div><div></div></div> 0%	66	6,119	156	2.6%
Gadsden	5,579	<div><div></div></div> 0%	17	5,596	93	1.7%
Suwannee	5,256	<div><div></div></div> 0%	33	5,289	138	2.6%
Hendry	4,569	<div><div></div></div> 0%	17	4,586	79	1.7%
Desoto	4,198	<div><div></div></div> 0%	26	4,224	91	2.2%
Okeechobee	3,848	<div><div></div></div> 0%	53	3,901	87	2.3%
Unknown	308	<div><div></div></div> 0%	3,191	3,499	0	0.0%
Baker	3,410	<div><div></div></div> 0%	18	3,428	60	1.8%
Wakulla	3,330	<div><div></div></div> 0%	13	3,343	54	1.6%
Levy	3,280	<div><div></div></div> 0%	8	3,288	49	1.5%
Hardee	3,000	<div><div></div></div> 0%	15	3,015	42	1.4%
Bradford	2,943	<div><div></div></div> 0%	13	2,956	56	1.9%
Taylor	2,701	<div><div></div></div> 0%	5	2,706	45	1.7%
Washington	2,680	<div><div></div></div> 0%	21	2,701	51	1.9%
Holmes	2,192	<div><div></div></div> 0%	33	2,225	48	2.2%
Madison	2,016	<div><div></div></div> 0%	26	2,042	44	2.2%
Gulf	1,905	<div><div></div></div> 0%	23	1,928	42	2.2%
Union	1,794	<div><div></div></div> 0%	1	1,795	71	4.0%
Calhoun	1,670	<div><div></div></div> 0%	3	1,673	43	2.6%
Lafayette	1,611	<div><div></div></div> 0%	0	1,611	26	1.6%
Hamilton	1,590	<div><div></div></div> 0%	20	1,610	25	1.6%
Dixie	1,574	<div><div></div></div> 0%	3	1,577	23	1.5%
Gilchrist	1,560	<div><div></div></div> 0%	5	1,565	43	2.8%
Jefferson	1,433	<div><div></div></div> 0%	22	1,455	27	1.9%
Franklin	1,274	<div><div></div></div> 0%	33	1,307	17	1.3%
Liberty	1,061	<div><div></div></div> 0%	1	1,062	16	1.5%
Glades	936	<div><div></div></div> 0%	4	940	19	2.0%
Total	2,128,136		40,765	2,168,901	34,439	1.6%

COVID-19: characteristics of 2,128,136 Florida resident cases

Data through Apr 17, 2021 verified as of Apr 18, 2021 at 09:25 AM

Data in this report are provisional and subject to change.

The table below includes the cities and counties of residence for cases in Florida residents based on the patient's ZIP Code. Note that city is not always received as part of the initial notification and may be missing while the case is being investigated.

City and county	Cases
Miami, Dade	269,406
Orlando, Orange	96,033
Jacksonville, Duval	88,138
Tampa, Hillsborough	75,015
Hialeah, Dade	65,007
Fort Lauderdale, Broward	47,955
Hollywood, Broward	42,809
West Palm Beach, Palm Beach	33,179
Kissimmee, Osceola	31,995
Tallahassee, Leon	29,021
Homestead, Dade	28,444
Naples, Collier	27,902
Saint Petersburg, Pinellas	27,331
Pensacola, Escambia	26,487
Fort Myers, Lee	24,910
Bradenton, Manatee	23,476
Boca Raton, Palm Beach	23,422
Lakeland, Polk	22,311
Ocala, Marion	21,928
Pompano Beach, Broward	21,364
Gainesville, Alachua	18,992
Sarasota, Sarasota	18,497
Port Saint Lucie, St. Lucie	16,648
Lake Worth, Palm Beach	16,420
Cape Coral, Lee	16,419
Miami Beach, Dade	15,317
Miramar, Broward	14,691
Clearwater, Pinellas	14,647
Coral Springs, Broward	13,320
Boynton Beach, Palm Beach	13,260
Doral, Dade	13,160
Miami Gardens, Dade	12,463
Panama City, Bay	12,050
Saint Augustine, St. Johns	11,617
Melbourne, Brevard	11,087
Winter Haven, Polk	10,822
Lehigh Acres, Lee	10,460
Delray Beach, Palm Beach	10,208
Davie, Broward	10,067
Riverview, Hillsborough	9,959
Vero Beach, Indian River	9,297
Palm Bay, Brevard	9,020
New Port Richey, Pasco	8,953
Sunrise, Broward	8,865
Milton, Santa Rosa	8,576
Saint Cloud, Osceola	8,298
Fort Pierce, St. Lucie	8,196
Coral Gables, Dade	8,161
Largo, Pinellas	8,155
Daytona Beach, Volusia	8,119
Apopka, Orange	7,997
Plantation, Broward	7,953
Spring Hill, Hernando	7,846
North Miami Beach, Dade	7,703
Davenport, Polk	7,597
Clermont, Lake	7,529
Brandon, Hillsborough	7,463
Orange Park, Clay	7,274

COVID-19: characteristics of 2,128,136 Florida resident cases

Data through Apr 17, 2021 verified as of Apr 18, 2021 at 09:25 AM

Data in this report are provisional and subject to change.

The table below includes the cities and counties of residence for cases in Florida residents based on the patient's ZIP Code. Note that city is not always received as part of the initial notification and may be missing while the case is being investigated.

City and county	Cases
Lake City, Columbia	7,243
Sanford, Seminole	7,207
Weston, Broward	7,095
Deltona, Volusia	7,086
Jupiter, Palm Beach	7,033
Plant City, Hillsborough	6,893
Deerfield Beach, Broward	6,601
Winter Garden, Orange	6,370
Tamarac, Broward	6,055
Port Charlotte, Charlotte	5,921
Palm Coast, Flagler	5,843
Wesley Chapel, Pasco	5,727
Coconut Creek, Broward	5,696
Margate, Broward	5,548
Stuart, Martin	5,528
Fort Walton Beach, Okaloosa	5,502
Palm Beach Gardens, Palm Beach	5,454
Land O Lakes, Pasco	5,414
Deland, Volusia	5,332
Winter Park, Orange	5,318
Crestview, Okaloosa	5,309
Palm Harbor, Pinellas	5,248
Oviedo, Seminole	5,247
Wellington, Palm Beach	5,227
Palmetto, Manatee	5,145
Altamonte Springs, Seminole	4,861
Lutz, Hillsborough	4,829
Port Orange, Volusia	4,793
Opa Locka, Dade	4,684
Miami Lakes, Dade	4,640
Valrico, Hillsborough	4,598
Haines City, Polk	4,546
Brooksville, Hernando	4,521
North Port, Sarasota	4,509
Middleburg, Clay	4,454
Venice, Sarasota	4,449
Hallandale, Broward	4,431
Pembroke Pines, Broward	4,420
Punta Gorda, Charlotte	4,360
Sebring, Highlands	4,344
Leesburg, Lake	4,275
Ocoee, Orange	4,247
The Villages, Sumter	4,205
Seminole, Pinellas	4,093
Arcadia, Desoto	4,087
Saint Johns, St. Johns	4,077
Ormond Beach, Volusia	4,077
Zephyrhills, Pasco	4,075
Live Oak, Suwannee	4,074
Bonita Springs, Lee	4,013
Pinellas Park, Pinellas	3,887
Okeechobee, Okeechobee	3,834
Longwood, Seminole	3,747
North Lauderdale, Broward	3,719
Windermere, Orange	3,717
Navarre, Santa Rosa	3,711
North Miami, Dade	3,698
Ruskin, Hillsborough	3,658
Immokalee, Collier	3,647

COVID-19: characteristics of 2,128,136 Florida resident cases

Data through Apr 17, 2021 verified as of Apr 18, 2021 at 09:25 AM

Data in this report are provisional and subject to change.

The table below includes the cities and counties of residence for cases in Florida residents based on the patient's ZIP Code. Note that city is not always received as part of the initial notification and may be missing while the case is being investigated.

City and county	Cases
Cocoa, Brevard	3,585
Gulf Breeze, Santa Rosa	3,325
Niceville, Okaloosa	3,315
Casselberry, Seminole	3,301
Lake Worth Beach, Palm Beach	3,199
Cantonment, Escambia	3,185
Titusville, Brevard	3,184
Port Richey, Pasco	3,177
Hudson, Pasco	3,159
Key West, Monroe	3,148
Panama City Beach, Bay	3,123
Jacksonville Beach, Duval	3,072
Dade City, Pasco	3,064
North Fort Myers, Lee	3,031
Winter Springs, Seminole	3,017
Oakland Park, Broward	3,016
Crawfordville, Wakulla	2,990
Bartow, Polk	2,985
Aventura, Dade	2,973
Quincy, Gadsden	2,966
Lake Mary, Seminole	2,951
New Smyrna Beach, Volusia	2,928
Palatka, Putnam	2,891
Kissimmee, Polk	2,866
Auburndale, Polk	2,834
Green Cove Springs, Clay	2,789
Lake Wales, Polk	2,777
Fernandina Beach, Nassau	2,776
Merritt Island, Brevard	2,760
Cutler Ridge, Dade	2,756
Tarpon Springs, Pinellas	2,713
Ponte Vedra Beach, St. Johns	2,701
Parkland, Broward	2,652
Inverness, Citrus	2,536
Perry, Taylor	2,532
Belle Glade, Palm Beach	2,510
Lynn Haven, Bay	2,502
Cooper City, Broward	2,480
Loxahatchee, Palm Beach	2,478
Eustis, Lake	2,476
Wimauma, Hillsborough	2,474
Holiday, Pasco	2,418
Royal Palm Beach, Palm Beach	2,417
Marianna, Jackson	2,415
Dunedin, Pinellas	2,407
Esterro, Lee	2,399
Santa Rosa Beach, Walton	2,379
Clewiston, Hendry	2,379
Fleming Island, Clay	2,356
Key Biscayne, Dade	2,304
Sarasota, Manatee	2,288
Parrish, Manatee	2,244
Rockledge, Brevard	2,191
Odessa, Hillsborough	2,182
Riviera Beach, Palm Beach	2,142
Defuniak Springs, Walton	2,131
Palm City, Martin	2,107
Mount Dora, Lake	2,089
Chipley, Washington	2,081

COVID-19: characteristics of 2,128,136 Florida resident cases

Data through Apr 17, 2021 verified as of Apr 18, 2021 at 09:25 AM

Data in this report are provisional and subject to change.

The table below includes the cities and counties of residence for cases in Florida residents based on the patient's ZIP Code. Note that city is not always received as part of the initial notification and may be missing while the case is being investigated.

City and county	Cases
Seffner, Hillsborough	2,068
Destin, Okaloosa	2,055
Mulberry, Polk	2,055
Labelle, Hendry	2,042
Avon Park, Highlands	2,033
Starke, Bradford	1,992
Tavares, Lake	1,975
Groveland, Lake	1,923
Lithia, Hillsborough	1,903
Pinecrest, Dade	1,883
Summerfield, Marion	1,881
Orange City, Volusia	1,854
Maitland, Orange	1,850
Yulee, Nassau	1,828
Wauchula, Hardee	1,781
Palmetto Bay, Dade	1,738
Sebastian, Indian River	1,731
Macclenny, Baker	1,671
Dania, Broward	1,662
Missing, Dade	1,659
Lady Lake, Lake	1,656
Callahan, Nassau	1,643
Homosassa, Citrus	1,636
Ponte Vedra, St. Johns	1,615
Carol City, Dade	1,606
Crystal River, Citrus	1,587
Mayo, Lafayette	1,581
Coconut Grove, Dade	1,572
Edgewater, Volusia	1,567
Bonifay, Holmes	1,566
Oldsmar, Pinellas	1,536
Gibsononton, Hillsborough	1,524
Lake Placid, Highlands	1,515
Hobe Sound, Martin	1,497
Crossings, Dade	1,490
Apollo Beach, Hillsborough	1,480
Dover, Hillsborough	1,477
Florida City, Dade	1,468
Pace, Santa Rosa	1,455
Debary, Volusia	1,439
Palm Springs, Palm Beach	1,424
Sun City Center, Hillsborough	1,419
Lake Butler, Union	1,390
Dunnellon, Marion	1,386
Atlantic Beach, Duval	1,385
Madison, Madison	1,338
Biscayne Park, Dade	1,325
Bellevue, Marion	1,324
Monticello, Jefferson	1,313
North Palm Beach, Palm Beach	1,306
Lantana, Palm Beach	1,296
Alachua, Alachua	1,291
Indiantown, Martin	1,260
Graceville, Jackson	1,239
Safety Harbor, Pinellas	1,228
South Miami, Dade	1,227
Williston, Levy	1,194
Century, Escambia	1,175
Ellenton, Manatee	1,175

COVID-19: characteristics of 2,128,136 Florida resident cases

Data through Apr 17, 2021 verified as of Apr 18, 2021 at 09:25 AM

Data in this report are provisional and subject to change.

The table below includes the cities and counties of residence for cases in Florida residents based on the patient's ZIP Code. Note that city is not always received as part of the initial notification and may be missing while the case is being investigated.

City and county	Cases
Jensen Beach, Martin	1,171
Lecanto, Citrus	1,168
Newberry, Alachua	1,161
Lauderhill, Broward	1,149
Satellite Beach, Brevard	1,147
Beverly Hills, Citrus	1,118
Havana, Gadsden	1,110
El Portal, Dade	1,106
Englewood, Charlotte	1,096
Hilliard, Nassau	1,092
Freeport, Walton	1,081
Trenton, Gilchrist	1,072
Wilton Manors, Broward	1,059
Wildwood, Sumter	1,055
Blountstown, Calhoun	1,043
Nokomis, Sarasota	1,040
Jasper, Hamilton	1,031
Key Largo, Monroe	1,019
Bushnell, Sumter	996
Frostproof, Polk	987
Keystone Heights, Clay	983
Hernando, Citrus	981
Wewahitchka, Gulf	975
Lauderdale Lakes, Broward	966
Medley, Dade	960
Sanderson, Baker	954
Polk City, Polk	949
Mary Esther, Okaloosa	946
Fellsmere, Indian River	935
Dunnellon, Citrus	934
Fisher Island, Dade	918
Shalimar, Okaloosa	911
Everglades National Park, Dade	909
Port Saint Joe, Gulf	899
Moore Haven, Glades	874
Marco Island, Collier	868
Cocoa Beach, Brevard	855
Minneola, Lake	855
Coleman, Sumter	851
Chiefland, Levy	847
Pahokee, Palm Beach	835
High Springs, Alachua	830
South Bay, Palm Beach	828
Spring Hill, Pasco	827
Trinity, Pasco	824
Bristol, Liberty	820
Cross City, Dixie	818
Sorrento, Lake	813
Fort Meade, Polk	812
Fruitland Park, Lake	809
Thonotosassa, Hillsborough	800
Englewood, Sarasota	797
Indialantic, Brevard	788
Glen Saint Mary, Baker	779
Marathon, Monroe	769
Southwest Ranches, Broward	757
Crescent City, Putnam	749
Miramar Beach, Walton	736
Umatilla, Lake	734

COVID-19: characteristics of 2,128,136 Florida resident cases

Data through Apr 17, 2021 verified as of Apr 18, 2021 at 09:25 AM

Data in this report are provisional and subject to change.

The table below includes the cities and counties of residence for cases in Florida residents based on the patient's ZIP Code. Note that city is not always received as part of the initial notification and may be missing while the case is being investigated.

City and county	Cases
Interlachen, Putnam	730
Chattahoochee, Gadsden	728
Fort Myers Beach, Lee	715
Olympia Heights, Dade	704
West Melbourne, Brevard	702
Uleta, Dade	701
Lake Alfred, Polk	700
Old Town, Dixie	697
Jacksonville, St. Johns	683
Bowling Green, Hardee	681
Coral, Dade	678
Weeki Wachee, Hernando	674
Lawtey, Bradford	673
South Daytona, Volusia	657
Silver Springs, Marion	656
Neptune Beach, Duval	656
Fort White, Columbia	656
Palm Beach, Palm Beach	628
Surfside, Dade	620
Belle Isle, Orange	616
Baker, Okaloosa	609
Bronson, Levy	603
Gulfport, Pinellas	600
Clearwater Beach, Pinellas	595
Bunnell, Flagler	589
Mascotte, Lake	560
Sneads, Jackson	557
Rotunda West, Charlotte	556
Jay, Santa Rosa	549
Hawthorne, Alachua	526
Myakka City, Manatee	525
Carrabelle, Franklin	525
Mims, Brevard	521
Oxford, Sumter	518
Oakland, Orange	515
Cape Canaveral, Brevard	513
Tavernier, Monroe	506
Melbourne Beach, Brevard	498
Cottondale, Jackson	497
Sweetwater, Dade	497
Citra, Marion	493
Dundee, Polk	490
Ocklawaha, Marion	489
Indian Harbour Beach, Brevard	488
Molino, Escambia	488
Alva, Lee	486
Florida State University, Leon	482
Zolfo Springs, Hardee	481
Bal Harbour, Dade	480
Midway, Gadsden	478
Flagler Beach, Flagler	474
Celebration, Osceola	473
Youngstown, Bay	468
East Palatka, Putnam	467
Missing, Volusia	459
Bell, Gilchrist	447
Webster, Sumter	447
Altha, Calhoun	444
Branford, Suwannee	435

COVID-19: characteristics of 2,128,136 Florida resident cases

Data through Apr 17, 2021 verified as of Apr 18, 2021 at 09:25 AM

Data in this report are provisional and subject to change.

The table below includes the cities and counties of residence for cases in Florida residents based on the patient's ZIP Code. Note that city is not always received as part of the initial notification and may be missing while the case is being investigated.

City and county	Cases
Apalachicola, Franklin	423
De Leon Springs, Volusia	414
Haverhill, Palm Beach	413
Archer, Alachua	405
West Miami, Dade	403
Eagle Lake, Polk	398
Osprey, Sarasota	396
Centerville, Leon	395
Floral City, Citrus	394
Missing, Orange	394
Tequesta, Palm Beach	387
Chuluota, Seminole	382
Hastings, St. Johns	378
Holly Hill, Volusia	376
Raiford, Union	371
Lake Park, Palm Beach	368
Grand Ridge, Jackson	368
Ave Maria, Collier	367
Grand Island, Lake	359
Pierson, Volusia	357
Montverde, Lake	344
Indian Rocks Beach, Pinellas	337
Greenville, Madison	332
Gotha, Orange	331
Malabar, Brevard	329
Vernon, Washington	328
Satsuma, Putnam	326
Alafaya, Orange	324
Kenneth City, Pinellas	322
Malone, Jackson	318
Jennings, Hamilton	316
Sebastian, Brevard	314
Bryceville, Nassau	313
Elkton, St. Johns	312
Fort McCoy, Marion	308
Eastpoint, Franklin	307
Lake Panasoffkee, Sumter	307
Laurel Hill, Okaloosa	304
Hallandale Beach, Broward	303
Reddick, Marion	303
Melrose, Putnam	301
Westville, Holmes	296
Belleair, Pinellas	295
Valparaiso, Okaloosa	293
Winter Park, Seminole	292
Lehigh, Lee	291
Geneva, Seminole	289
San Antonio, Pasco	289
Anthony, Marion	288
O Brien, Suwannee	285
Greenacres, Palm Beach	285
Greenwood, Jackson	281
Morrison, Levy	280
Ponce De Leon, Holmes	273
South Pasadena, Pinellas	262
Fern Park, Seminole	258
Kindred, Osceola	254
Inlet Beach, Walton	254
Eglin Air Force Base, Okaloosa	251

COVID-19: characteristics of 2,128,136 Florida resident cases

Data through Apr 17, 2021 verified as of Apr 18, 2021 at 09:25 AM

Data in this report are provisional and subject to change.

The table below includes the cities and counties of residence for cases in Florida residents based on the patient's ZIP Code. Note that city is not always received as part of the initial notification and may be missing while the case is being investigated.

City and county	Cases
Sanibel, Lee	248
Weirsdale, Marion	244
Fountain, Bay	242
White Springs, Hamilton	241
Edgewood, Orange	240
University Of Central Fl, Orange	238
Longboat Key, Manatee	238
Lee, Madison	237
Islamorada, Monroe	237
Southport, Bay	234
Saint James City, Lee	231
Gretna, Gadsden	228
Hosford, Liberty	226
Poinciana, Polk	223
Astatula, Lake	222
Madeira Beach, Pinellas	219
Wellborn, Suwannee	219
Lakewood Ranch, Manatee	217
Holt, Okaloosa	216
Juno Beach, Palm Beach	213
Mcdavid, Escambia	211
Cutler Bay, Dade	208
Howey-In-The-Hills, Lake	208
Holmes Beach, Manatee	206
Bay Harbor Islands, Dade	203
Babson Park, Polk	203
Micanopy, Alachua	202
Lake Helen, Volusia	201
Altoona, Lake	199
Atlantis, Palm Beach	198
Lauderdale By The Sea, Broward	197
Sopchoppy, Wakulla	192
Zellwood, Orange	192
Azalea Park, Orange	191
Mcalpin, Suwannee	191
Center Hill, Sumter	190
Alford, Jackson	188
Osteen, Volusia	184
The Villages, Marion	183
The Villages, Lake	182
Odessa, Pasco	180
Viera, Brevard	177
Mangonia Park, Palm Beach	171
Summerland Key, Monroe	169
Hypoluxo, Palm Beach	169
Golden Beach, Dade	168
Bokeelia, Lee	166
University Of Miami, Dade	166
Oak Hill, Volusia	163
Pomona Park, Putnam	162
Ponce Inlet, Volusia	162
Caryville, Washington	161
Missing, Lee	160
Grant-Valkaria, Brevard	158
Lutz, Pasco	158
Paisley, Lake	157
Sumterville, Sumter	157
University Of Fl, Alachua	156
Lockhart, Orange	156

COVID-19: characteristics of 2,128,136 Florida resident cases

Data through Apr 17, 2021 verified as of Apr 18, 2021 at 09:25 AM

Data in this report are provisional and subject to change.

The table below includes the cities and counties of residence for cases in Florida residents based on the patient's ZIP Code. Note that city is not always received as part of the initial notification and may be missing while the case is being investigated.

City and county	Cases
Rocky Point, Hillsborough	155
Bay Lake, Orange	154
Citrus Springs, Citrus	149
Big Pine Key, Monroe	148
Hollister, Putnam	146
Hiawassee, Orange	145
Carrollwood, Hillsborough	145
San Mateo, Putnam	144
Lady Lake, Sumter	143
Clair-Mel City, Hillsborough	139
Christmas, Orange	138
Inglis, Levy	138
Cloud Lake, Palm Beach	133
Lake Hamilton, Polk	132
Apopka, Seminole	131
Clarksville, Calhoun	129
Kendall, Dade	129
Baldwin, Duval	129
West Park, Broward	128
Hampton, Bradford	128
Steinhatchee, Taylor	126
Buena Ventura Lakes, Osceola	126
Missing, St. Johns	124
Matlacha, Lee	123
Placida, Charlotte	122
University Of Central Florida, Orange	121
Missing, Pinellas	118
Belleair Beach, Pinellas	118
Lighthouse Point, Broward	117
Tierra Verde, Pinellas	116
Harmony, Osceola	115
Seville, Volusia	114
Temple Terrace, Hillsborough	113
Dania Beach, Broward	112
Callaway, Bay	111
Missing, Sumter	111
Saint Leo, Pasco	110
Barry University, Dade	109
Astor, Lake	108
Cedar Key, Levy	108
City Of Sunrise, Broward	108
Sunny Isles Beach, Dade	107
Panacea, Wakulla	107
Hurlburt Field, Okaloosa	107
Bradenton Beach, Manatee	106
Dinsmore, Duval	104
Lamont, Jefferson	102
Canal Point, Palm Beach	102
Brooker, Bradford	101
Barefoot Bay, Brevard	100
Fruit Cove, St. Johns	100
Florahome, Putnam	99
South Fort Myers, Lee	98
Tyndall Air Force Base, Bay	98
Princeton, Dade	97
Florida Gulf Coast Univ, Lee	96
Kathleen, Polk	96
Waldo, Alachua	96
Bascom, Jackson	96

COVID-19: characteristics of 2,128,136 Florida resident cases

Data through Apr 17, 2021 verified as of Apr 18, 2021 at 09:25 AM

Data in this report are provisional and subject to change.

The table below includes the cities and counties of residence for cases in Florida residents based on the patient's ZIP Code. Note that city is not always received as part of the initial notification and may be missing while the case is being investigated.

City and county	Cases
University Of South Florida, Hillsborough	95
Lorida, Highlands	91
Crystal Beach, Pinellas	91
Maitland, Seminole	91
Pinetta, Madison	90
Ocean Ridge, Palm Beach	89
Missing, Lake	89
F M, Lee	84
Fort Denaud, Hendry	84
Missing, Marion	84
Missing, St. Lucie	84
Saint Pete Beach, Pinellas	80
Boca Grande, Lee	80
Yalaha, Lake	79
Patrick Air Force Base, Brevard	77
Welaka, Putnam	76
Eatonville, Orange	76
Palma Ceia, Hillsborough	74
Avon Park, Polk	73
North Venice, Sarasota	72
Campbellton, Jackson	72
Cudjoe Key, Monroe	71
Ochopee, Collier	70
Air Mail Facility, Dade	69
Anna Maria, Manatee	67
Greensboro, Gadsden	66
Missing, Duval	66
Reunion, Osceola	64
Missing, Palm Beach	64
Destin, Walton	64
Stock Island, Monroe	64
Missing, Pasco	63
Treasure Island, Pinellas	62
Miami Springs, Dade	62
Felda, Hendry	61
North Redington Beach, Pinellas	61
Northdale, Hillsborough	61
Mexico Beach, Bay	60
Bonita Beach, Lee	59
Georgetown, Putnam	59
Micco, Brevard	58
Orlando, Seminole	58
Okahumpka, Lake	57
Bellview, Escambia	57
Duette, Manatee	57
Lake Suzy, Desoto	55
Miromar Lakes, Lee	54
University Of Tampa, Hillsborough	54
Ona, Hardee	54
Missing, Santa Rosa	54
Singer Island, Palm Beach	53
Walnut Hill, Escambia	53
Enterprise, Volusia	53
Heathrow, Seminole	53
Orlando, Dade	52
Aloma, Orange	50
Town N Country, Hillsborough	50
Palm Beach Shores, Palm Beach	50
Intercession City, Osceola	49

COVID-19: characteristics of 2,128,136 Florida resident cases

Data through Apr 17, 2021 verified as of Apr 18, 2021 at 09:25 AM

Data in this report are provisional and subject to change.

The table below includes the cities and counties of residence for cases in Florida residents based on the patient's ZIP Code. Note that city is not always received as part of the initial notification and may be missing while the case is being investigated.

City and county	Cases
Green Acres, Palm Beach	49
Salt Springs, Marion	49
Terra Ceia, Manatee	49
Highland City, Polk	47
Cinco Bayou, Okaloosa	47
Eaton Park, Polk	46
Naranja, Dade	46
Miami, Unknown	46
Sewalls Point, Martin	45
Florida International Univ, Dade	45
Florence Villa, Polk	45
Ebro, Washington	45
Waverly, Polk	45
Village Wellington, Palm Beach	45
Orlando, Osceola	45
Miami, Broward	44
Kenansville, Osceola	44
Key Colony Beach, Monroe	44
Bayonet Point, Pasco	44
Missing, Broward	44
Manalapan, Palm Beach	43
Missing, Hillsborough	43
Gulf Breeze, Escambia	43
Stetson University, Volusia	43
Lacoochee, Pasco	42
Missing, Seminole	42
Village Of Wellington, Palm Beach	42
Saint Johns, Duval	40
Cortez, Manatee	40
Jupiter, Martin	38
Florida A And M University, Leon	38
Ponte Vedra, Duval	38
Miami Shores, Dade	38
Hialeah Gardens, Dade	38
Lakeshore, Polk	38
Orlando, Broward	38
Pasadena, Pinellas	38
Orlando, Volusia	37
Eloise, Polk	37
Davenport, Osceola	37
Ridge Manor, Pasco	37
North Bay Village, Dade	37
Highland Beach, Palm Beach	36
Tice, Lee	36
Bonaventure, Broward	36
Lulu, Columbia	35
Orlando, Polk	35
Bay Pines, Pinellas	35
Bayshore Gardens, Manatee	35
Lealman, Pinellas	34
City Of Westlake, Palm Beach	34
Siesta Key, Sarasota	34
Flemington, Marion	34
Hallandale Beach, Broward	34
Pine Hills, Orange	34
Univ Of FI Student Dorms, Alachua	34
Sugarloaf Key, Monroe	34
Poinciana, Osceola	34
Venus, Highlands	33

COVID-19: characteristics of 2,128,136 Florida resident cases

Data through Apr 17, 2021 verified as of Apr 18, 2021 at 09:25 AM

Data in this report are provisional and subject to change.

The table below includes the cities and counties of residence for cases in Florida residents based on the patient's ZIP Code. Note that city is not always received as part of the initial notification and may be missing while the case is being investigated.

City and county	Cases
Dowling Park, Suwannee	33
Palm Shores, Brevard	33
Homeland, Polk	33
Sydney, Hillsborough	32
Westlake, Palm Beach	32
Wekiva Springs, Seminole	32
Bagdad, Santa Rosa	32
Kinard, Calhoun	31
Alturas, Polk	31
South Palm Beach, Palm Beach	31
Mcintosh, Marion	30
Nocatee, Desoto	30
Indian Lake Estates, Polk	30
Saint Marks, Wakulla	30
Homosassa Springs, Citrus	29
Westchase, Hillsborough	29
Chokoloskee, Collier	29
Penney Farms, Clay	29
Bonita Springs, Collier	29
Horseshoe Beach, Dixie	28
Little Torch Key, Monroe	28
Bradley, Polk	28
Missing, Manatee	28
Orlando, Hillsborough	28
Pine Castle, Orange	28
New Smyrna, Volusia	27
Pembroke Park, Broward	27
Archer, Levy	27
Pensacola Beach, Santa Rosa	27
Palmdale, Glades	27
Florida State, Leon	27
Caryville, Holmes	27
Labelle, Glades	26
Long Key, Monroe	26
Tangerine, Orange	26
Fort Lauderdale, Dade	26
Missing, Monroe	25
Balm, Hillsborough	25
Earleton, Alachua	25
Orange Lake, Marion	25
Missing, Indian River	25
South Miami Heights, Dade	25
Sparr, Marion	25
Yankeetown, Levy	25
Loughman, Polk	24
Redington Shores, Pinellas	24
Hawthorne, Putnam	24
Missing, Citrus	24
Wabasso, Indian River	24
Boca Raton, Broward	24
Missing, Escambia	24
Goulds, Dade	24
Santa Fe, Alachua	24
Tioga, Alachua	24
Union Park, Orange	23
Missing, Brevard	23
Bostwick, Putnam	23
Wekiwa Springs, Seminole	23
Paxton, Walton	23

COVID-19: characteristics of 2,128,136 Florida resident cases

Data through Apr 17, 2021 verified as of Apr 18, 2021 at 09:25 AM

Data in this report are provisional and subject to change.

The table below includes the cities and counties of residence for cases in Florida residents based on the patient's ZIP Code. Note that city is not always received as part of the initial notification and may be missing while the case is being investigated.

City and county	Cases
Plymouth, Orange	22
Wausau, Washington	22
Florida Dept Of Corrections, Union	22
Crystal Springs, Pasco	22
Citrus Ridge, Indian River	22
Laud-By-The-Sea, Broward	22
Missing, Okaloosa	22
Kissimmee, Orange	22
La Crosse, Alachua	22
Mango, Hillsborough	22
Florida International University, Dade	22
Sun City, Hillsborough	21
Perdido Key, Escambia	21
Branford, Lafayette	21
Buckingham, Lee	21
Everglades City, Collier	21
Fort Ogden, Desoto	21
Bonifay, Washington	21
Champions Gate, Polk	21
Candler, Marion	20
Hollywood, Dade	20
Ramrod Key, Monroe	20
Trenton, Levy	20
Indian River Shores, Indian River	20
Mexico Beach, Gulf	20
Babcock Ranch, Lee	19
Goodland, Collier	19
High Springs, Gilchrist	19
Maxville, Duval	19
Nalcrest, Polk	19
Lowell, Marion	19
Jensen Beach, St. Lucie	19
Brooksville, Pasco	19
Lake Buena Vista, Orange	19
Parker, Bay	19
Forest City, Orange	19
Wildlight, Nassau	19
Orlando, Palm Beach	19
Johns Pass Village, Pinellas	18
Belleair Bluffs, Pinellas	18
Lake Como, Putnam	18
Missing, Collier	18
Florida State Univ Admin, Leon	18
Lakewood Ranch, Sarasota	18
Tallevast, Manatee	18
Gulf Stream, Palm Beach	18
Nichols, Polk	18
Missing, Martin	17
Webster, Hernando	17
Shady Hills, Pasco	17
Hutchinson Island, St. Lucie	17
Golden Oak, Orange	17
Graceville, Holmes	17
West Panama City Beach, Bay	17
Daytona Beach Shores, Volusia	17
Trilby, Pasco	17
Wewahitchka, Calhoun	16
Otter Creek, Levy	16
Woodville, Leon	16

COVID-19: characteristics of 2,128,136 Florida resident cases

Data through Apr 17, 2021 verified as of Apr 18, 2021 at 09:25 AM

Data in this report are provisional and subject to change.

The table below includes the cities and counties of residence for cases in Florida residents based on the patient's ZIP Code. Note that city is not always received as part of the initial notification and may be missing while the case is being investigated.

City and county	Cases
Lake City, Suwannee	16
Hernando Beach, Hernando	16
Gulf Hammock, Levy	16
Mount Dora, Orange	16
Graham, Bradford	16
Suwannee, Dixie	16
Hillsboro Beach, Broward	15
Braden River, Manatee	15
Village Of Palmetto Bay, Dade	15
Missing, Bay	15
White Springs, Columbia	15
Orlando, Pinellas	15
Winter Garden, Lake	15
Orlando, Lake	15
Saint Lucie West, St. Lucie	15
Eau Gallie, Brevard	15
Lake Monroe, Seminole	14
Watersound, Walton	14
Deer Island, Lake	14
Murdock, Charlotte	14
Copeland, Collier	14
Indian Creek Village, Dade	14
Wahneta, Polk	14
Laurel Hill, Walton	14
Roseland, Indian River	13
Virginia Gardens, Dade	13
Mount Plymouth, Lake	13
Gonzalez, Escambia	13
Kingsley Lake, Bradford	13
Steinhatchee, Dixie	13
Los Angeles, Dade	13
Long Boat Key, Manatee	13
Orlando, Brevard	13
Saint George Island, Franklin	13
Fort Charlotte, Charlotte	13
Hialeah, Unknown	13
Jacksonville, Unknown	13
Miami Gardens, Broward	13
Choctaw Beach, Okaloosa	13
East Lake, Marion	12
Alys Beach, Bay	12
Unknown, Dade	12
Pensacola Beach, Escambia	12
Rosemary Beach, Walton	12
Umatilla, Marion	12
Babcock Ranch, Charlotte	12
Missing, Putnam	12
Elfers, Pasco	12
Holder, Citrus	12
Leisure City, Dade	12
Dade City, Hernando	12
Durant, Hillsborough	12
Citrus Hills, Citrus	11
Greenville, Taylor	11
Naples, Lee	11
Cypress, Jackson	11
Goldenrod, Seminole	11
Deerfield Beach, Palm Beach	11
Captiva, Lee	11

COVID-19: characteristics of 2,128,136 Florida resident cases

Data through Apr 17, 2021 verified as of Apr 18, 2021 at 09:25 AM

Data in this report are provisional and subject to change.

The table below includes the cities and counties of residence for cases in Florida residents based on the patient's ZIP Code. Note that city is not always received as part of the initial notification and may be missing while the case is being investigated.

City and county	Cases
University Park, Manatee	10
Missing, Polk	10
Grandin, Putnam	10
Missing, Taylor	10
Telogia, Liberty	10
Sea Ranch Lakes, Broward	10
Hialeah, Broward	10
Gibsonia, Polk	10
Redington Beach, Pinellas	10
Haines Creek, Lake	10
Forest City, Seminole	10
Missing, Nassau	10
Ozona, Pinellas	10
Fanning Springs, Gilchrist	10
Seacrest, Walton	10
Briny Breezes, Palm Beach	10
Basinger, Okeechobee	10
Orlando, Duval	10
Orlando, Leon	10
Perrine, Dade	10
Saint Augustine, Duval	9
West Delray Beach, Palm Beach	9
Grant Valkaria, Brevard	9
Nobleton, Hernando	9
Passport, Unknown	9
Day, Lafayette	9
Ybor City, Hillsborough	9
Lloyd, Jefferson	9
Lamont, Madison	9
Rubonia, Manatee	9
Innovation, Pasco	9
Barberville, Volusia	9
Cottdale, Washington	9
Scottsmeer, Brevard	9
Palma Sola, Manatee	9
Missing, Sarasota	9
Beverly Beach, Flagler	9
Orlando, Unknown	9
Putnam Hall, Putnam	9
Saint Augustine Beach, St. Johns	9
Ferndale, Lake	9
Fairfield, Marion	8
Fort Walton Beach, Unknown	8
Cross Creek, Alachua	8
Indian Shores, Pinellas	8
Seybold, Dade	8
Quail Heights, Dade	8
Palm City, St. Lucie	8
White City, Gulf	8
Worthington Springs, Union	8
Pine Ridge, Citrus	8
Jerome, Collier	8
Ponce De Leon, Walton	8
Keystone Heights, Bradford	8
Evinston, Alachua	8
Salem, Taylor	8
Missing, Unknown	8
Orange Springs, Marion	8
Oneco, Manatee	7

COVID-19: characteristics of 2,128,136 Florida resident cases

Data through Apr 17, 2021 verified as of Apr 18, 2021 at 09:25 AM

Data in this report are provisional and subject to change.

The table below includes the cities and counties of residence for cases in Florida residents based on the patient's ZIP Code. Note that city is not always received as part of the initial notification and may be missing while the case is being investigated.

City and county	Cases
Weirsdale, Lake	7
Fernandina, Nassau	7
Missing, Flagler	7
East Rockland Key, Monroe	7
Anastasia Island, St. Johns	7
Port Saint John, Brevard	7
Orange Park, Duval	7
Orlando, Pasco	7
Longboat Key, Sarasota	7
Missing, Clay	7
Switzerland, St. Johns	7
Aripeka, Pasco	7
Maitland, Volusia	7
Orlando, Alachua	7
River Ranch, Polk	7
Niceville, Walton	7
Okeechobee, Glades	7
Valkaria, Brevard	7
Punta Gorda, Lee	6
Holt, Santa Rosa	6
Deland, Lake	6
Sunny Hills, Washington	6
Shady Grove, Taylor	6
Orlando, Flagler	6
Orlando, Marion	6
Missing, Walton	6
Labelle, Lee	6
Port Salerno, Martin	6
Ridge Manor Estates, Sumter	6
Maitland, Hillsborough	6
Winter Park, Polk	6
Winderemere, Orange	6
Lake Worth, Broward	6
Grove City, Charlotte	6
Eglin, Okaloosa	6
Coco River, Collier	6
Bruce, Holmes	6
Morrison, Marion	6
Duck Key, Monroe	6
Newberry, Gilchrist	6
San Carlos Park, Lee	6
Glenwood, Volusia	6
Orchid, Indian River	6
Miccosukee, Leon	6
Pensacola, Unknown	6
Mayport Naval Station, Duval	6
Lake Butler, Bradford	6
Inglis, Citrus	6
Maitland, Osceola	6
Bradenton, Sarasota	6
Pompano Beach, Palm Beach	6
Orlando, Manatee	5
Ocoee, Lake	5
Okeechobee, Martin	5
Wakulla Springs, Wakulla	5
Island Grove, Alachua	5
Missing, Alachua	5
Alys Beach, Walton	5
Point Washington, Walton	5

COVID-19: characteristics of 2,128,136 Florida resident cases

Data through Apr 17, 2021 verified as of Apr 18, 2021 at 09:25 AM

Data in this report are provisional and subject to change.

The table below includes the cities and counties of residence for cases in Florida residents based on the patient's ZIP Code. Note that city is not always received as part of the initial notification and may be missing while the case is being investigated.

City and county	Cases
University Of Central Fl, Martin	5
Williston, Marion	5
Clarcona, Orange	5
Okeechobee, Osceola	5
PsI, Unknown	5
University Of Central Fl, Hillsborough	5
Cape Haze, Charlotte	5
Bayou George, Bay	5
Boynton Beach, Broward	5
Missing, Osceola	5
Miramar, Dade	5
Miami Gardens, Unknown	5
Kissimmee, Unknown	5
Fort Lauderdale, Palm Beach	5
Jacksonville Naval Air Station, Duval	5
Ebro, Bay	5
Highland Park, Polk	5
Westchester, Dade	5
Mid Florida, Seminole	5
Ocean Breeze, Martin	5
Missing, Columbia	5
Missing, Highlands	5
Missing, Leon	5
Milton, Escambia	5
Missing, Hernando	5
Mayport, Duval	5
Inlet Beach, Bay	5
Pass, Unknown	5
Stuart, St. Lucie	5
Miami, Palm Beach	5
Live Oak, Madison	4
Loxahatchee Groves, Palm Beach	4
Lake Geneva, Clay	4
Fort Lauderdale, Unknown	4
West Bradenton, Manatee	4
Jacksonville, Clay	4
Greenville, Jefferson	4
Clermont, Polk	4
Marina Del Rey, Dade	4
Oklawaha, Marion	4
Lake Harbor, Palm Beach	4
Glen Ridge, Palm Beach	4
Coconut Creek, Palm Beach	4
Orem, Palm Beach	4
Los Angeles, Broward	4
Margate, Unknown	4
Melrose, Bradford	4
Jacksonville, Dade	4
Arcadia, Hillsborough	4
Branford, Gilchrist	4
Clewiston, Palm Beach	4
Conch Key, Monroe	4
Sharpes, Brevard	4
Lamont, Taylor	4
Lazy Lake, Broward	4
Wacissa, Jefferson	4
Sugarloaf, Monroe	4
Sandestin, Walton	4
Seacrest, Bay	4

COVID-19: characteristics of 2,128,136 Florida resident cases

Data through Apr 17, 2021 verified as of Apr 18, 2021 at 09:25 AM

Data in this report are provisional and subject to change.

The table below includes the cities and counties of residence for cases in Florida residents based on the patient's ZIP Code. Note that city is not always received as part of the initial notification and may be missing while the case is being investigated.

City and county	Cases
Pompano Beach, Dade	4
Bella Collina, Lake	4
Bonnie, Dade	4
Delray Beach, Broward	4
El Jobean, Charlotte	4
Miami Beach, Unknown	4
Marathon Shores, Monroe	4
High Springs, Columbia	4
Hinsdale, Manatee	4
Jonesville, Alachua	4
International Service Center, Dade	4
Indian Rock Beach, Pinellas	4
Hollywood, Unknown	4
Cypress Gardens, Polk	4
Bowling Green, Polk	4
N/A, Unknown	4
Plantation Key, Monroe	4
Samoset, Manatee	3
San Fernando, Unknown	3
North Miami Beach, Broward	3
Monticello, Madison	3
Vernon, Bay	3
Crestview, Walton	3
Cross Key, Monroe	3
Fernandina Beach, Duval	3
Cape San Blas, Gulf	3
Apopka, Lake	3
Fpo, Duval	3
Green Cove Springs, Duval	3
Mayport Naval Housing, Duval	3
Julington Creek, St. Johns	3
Jupiter Island, Martin	3
Kathleen, Pasco	3
Marco Island, Lee	3
Miramar, Unknown	3
Naples, Unknown	3
Alford, Washington	3
Pass-A-Grille, Pinellas	3
Orlando, Escambia	3
Ocean Reef Club, Monroe	3
Vero Beach, St. Lucie	3
Winter Park, Volusia	3
Westville, Walton	3
Pembroke Lakes, Broward	3
Milligan, Okaloosa	3
Orlo Vista, Orange	3
Land O Lakes, Hillsborough	3
Lady Lake, Marion	3
Homeless, Hillsborough	3
Jacksonville , Duval	3
Brooklyn, Broward	3
Ft Pierce, St. Lucie	3
Sorrento, Orange	3
Stuart, Palm Beach	3
Pompano Beach, Unknown	3
North Fort Myers, Charlotte	3
Chicago, Lee	3
Coraopolis, Citrus	3
Champions Gate, Osceola	3

COVID-19: characteristics of 2,128,136 Florida resident cases

Data through Apr 17, 2021 verified as of Apr 18, 2021 at 09:25 AM

Data in this report are provisional and subject to change.

The table below includes the cities and counties of residence for cases in Florida residents based on the patient's ZIP Code. Note that city is not always received as part of the initial notification and may be missing while the case is being investigated.

City and county	Cases
Bristol, Calhoun	3
Jacksonville, Alachua	3
Inverness, Polk	3
Pass, Dade	3
Vero Beach, Brevard	3
Pp, Dade	3
Woodside, Broward	3
Wimauma, Manatee	3
Brewton, Escambia	3
Apopka, Broward	3
Lanark Village, Franklin	3
Maitland, Polk	3
Miami Shores, Broward	3
Pineland, Lee	3
Tampa Palms, Hillsborough	3
Tampa, Pinellas	3
Tarpon Springs, Pasco	3
Winter Garden, Seminole	3
Laurel, Sarasota	3
Ludlam, Dade	3
Clermont, Orange	3
West Palm Beach, Broward	3
Wildwood, Marion	3
Village Of Golf, Palm Beach	3
Saint Augusaintine Beach, St. Johns	3
Saint Petersburg, Hillsborough	3
Palm Coast, Volusia	3
Port Saint Lucie, Martin	3
Missing, Jackson	3
Fort Myers, Unknown	3
Bradington, Manatee	3
Blountstown, Liberty	3
Lake City, Duval	3
Immokalee, Lee	3
Hallandale Beach, Unknown	3
Loxahatchee, Broward	3
Lakeland, Hillsborough	3
Lynbrook, Broward	3
Miami, Orange	3
Miami, Hillsborough	2
Lawtey, Union	2
Lutz, Pinellas	2
Los Angeles, Okaloosa	2
Louisville, Manatee	2
Hallandale Beach, Dade	2
Blountstown, Jackson	2
Alligator Point, Franklin	2
Coconut Creek, Unknown	2
Eatonville, Lake	2
Crawfordville, Leon	2
Mount Pleasant, Gadsden	2
Navarre, Okaloosa	2
Opa Locka, Broward	2
None, Dade	2
Port Charlotte, Unknown	2
Phoenix, Lake	2
Seven Springs, Pasco	2
University Of Central Florida, Brevard	2
Upper Key Largo, Monroe	2

COVID-19: characteristics of 2,128,136 Florida resident cases

Data through Apr 17, 2021 verified as of Apr 18, 2021 at 09:25 AM

Data in this report are provisional and subject to change.

The table below includes the cities and counties of residence for cases in Florida residents based on the patient's ZIP Code. Note that city is not always received as part of the initial notification and may be missing while the case is being investigated.

City and county	Cases
West Villages, Sarasota	2
Zellwood, Lake	2
Bronx, Seminole	2
Doctors Inlet, Clay	2
Bonifay, Jackson	2
Bonnie, Duval	2
Bonnie, Sarasota	2
Lecanto, Marion	2
Maitland, Leon	2
Lake Helen, Orange	2
Fort Myers, Collier	2
Fort Pierce, Martin	2
Weston, Dade	2
West Palm Beach, Dade	2
St John, Broward	2
Winter Park, Leon	2
Orlando, Charlotte	2
Palm Springs North, Dade	2
Redland, Dade	2
Melrose, Alachua	2
Olustee, Baker	2
Orlando, Santa Rosa	2
Maitland, Lake	2
Moore Haven, Hendry	2
Naples, Broward	2
Jan Phyl Village, Polk	2
Hialeah Lakes, Dade	2
Hialeah, Orange	2
Cassadaga, Volusia	2
Fort Walton Beach, Walton	2
Duke Field Air Force Station, Okaloosa	2
Dunnellon, Levy	2
Yaljala, Lake	2
Sumatra, Liberty	2
University Of Central Florida, Palm Beach	2
University Of Central Florida, Pinellas	2
Pp, Unknown	2
Provo, Broward	2
Portland, Unknown	2
Pensacola, Santa Rosa	2
University Of Central Florida, Broward	2
Saint Teresa, Wakulla	2
West Point, Lee	2
Orlando, Okaloosa	2
Miamt, Dade	2
Madison, Unknown	2
Maitland, Pasco	2
North Miami, Broward	2
Florida Power & Light Co, Dade	2
Amelia City, Nassau	2
Apopka, Unknown	2
Alligator Point, Wakulla	2
Chipley, Jackson	2
Jacksonville Naval Hospital, Duval	2
Hosford, Calhoun	2
Longview, Dade	2
Marina Del Rey, Broward	2
Melrose, Clay	2
Mesa, Unknown	2

COVID-19: characteristics of 2,128,136 Florida resident cases

Data through Apr 17, 2021 verified as of Apr 18, 2021 at 09:25 AM

Data in this report are provisional and subject to change.

The table below includes the cities and counties of residence for cases in Florida residents based on the patient's ZIP Code. Note that city is not always received as part of the initial notification and may be missing while the case is being investigated.

City and county	Cases
Aventura, Broward	2
000000, Unknown	2
Dfafs, Okaloosa	2
Noma, Holmes	2
Ormond Beach, Flagler	2
Panama City, Unknown	2
Pembroke Pines, Dade	2
Tampa, Hernando	2
Sebring, Desoto	2
Saint Lucie Village, St. Lucie	2
Vero Beach, Unknown	2
Wauchula, Desoto	2
Yeehaw, Okeechobee	2
Fort Lauderdale, Alachua	2
Doral, Unknown	2
Bay Harbor Islands, Unknown	2
Alachua, Duval	2
Cross City, Taylor	2
Carl Fisher, Dade	2
Jupiter, Dade	2
Lakeland, Unknown	2
Micanopy, Marion	2
Port Saint Lucie, Palm Beach	2
Red Bay, Holmes	2
Saint Marys, Nassau	2
Woodstock, Lee	2
Sutton, Pasco	2
Tequesta, Martin	2
Windermere, Lake	2
West Lafayette, Broward	2
Winter Springs, Orange	2
Windermere, Hillsborough	2
Venice, Dade	2
Okeechobee, Highlands	2
Pompano Beach, Osceola	2
Port Charlotte, Lee	2
Port St. Lucie, St. Lucie	2
Sand Lake, Orange	2
University Of Central Fl, Seminole	2
Union, Manatee	2
Swansea, Lee	2
Altamonte Springs, Orange	2
At Large, Broward	2
Boys Ranch, Suwannee	2
Fort Pierce, Brevard	2
Graceville, Unknown	2
Eatonville, Polk	2
New Port Richey, Hillsborough	2
Mims, Volusia	2
Missing, Washington	2
Miami, Martin	2
Jena, Taylor	2
Labelle, Collier	2
Long Beach, Orange	2
Marysville, Dade	2
Lake Clarke Shores, Palm Beach	2
Fl State Univ Student, Leon	2
Callahan, Duval	2
Crescent Beach, Sarasota	2

COVID-19: characteristics of 2,128,136 Florida resident cases

Data through Apr 17, 2021 verified as of Apr 18, 2021 at 09:25 AM

Data in this report are provisional and subject to change.

The table below includes the cities and counties of residence for cases in Florida residents based on the patient's ZIP Code. Note that city is not always received as part of the initial notification and may be missing while the case is being investigated.

City and county	Cases
Cibola, Orange	2
Claysville, Hernando	2
Dade City, Unknown	2
Defuniak Springs, Okaloosa	2
Port Canaveral, Brevard	2
Sarasota, Unknown	2
South Miami, Broward	2
Seguin, Unknown	2
Tampa, Broward	2
Tarpon Springs, Hillsborough	2
Sunrise, Unknown	2
Monument, Broward	2
Oakland Park, Unknown	2
Orlando, St. Lucie	2
Orlando, Walton	1
Oviedo, Lake	1
Orlando, St. Johns	1
Plantation, Leon	1
Pooler, Broward	1
Pensacola, Dade	1
Panama City, Bay	1
Parrish, Sarasota	1
San Marcos, Unknown	1
Rye, Palm Beach	1
Saint Petersburg, Bay	1
Ridgewood, Lee	1
Royal Palm Beach, Palm Beach	1
Roseville, Broward	1
Punta Gorda, Sarasota	1
Putnam, Putnam	1
Ocala, Duval	1
North Port, Unknown	1
Notrealville, Polk	1
Okeechobee, Unknown	1
Orem, Dade	1
Orlando, Citrus	1
Orlando, Collier	1
Orlando, Hernando	1
Morrisville, Palm Beach	1
Mokena, Lee	1
Myrtle Beach, Broward	1
Nashville, Palm Beach	1
North Brunswick, St. Lucie	1
North Grafton, Dade	1
North Lauderdale, Unknown	1
Surprise, Unknown	1
St Cloud, Orange	1
St Helena Is, Dade	1
Syracuse, Unknown	1
Vernon, Walton	1
Waukesha, Volusia	1
Unknown, Manatee	1
Venezuela, Unknown	1
Tinley Park, Manatee	1
Twentynine Palms, Broward	1
Whippany, Volusia	1
Wilmington, Charlotte	1
Windermere, Alachua	1
Winfield, Hillsborough	1

COVID-19: characteristics of 2,128,136 Florida resident cases

Data through Apr 17, 2021 verified as of Apr 18, 2021 at 09:25 AM

Data in this report are provisional and subject to change.

The table below includes the cities and counties of residence for cases in Florida residents based on the patient's ZIP Code. Note that city is not always received as part of the initial notification and may be missing while the case is being investigated.

City and county	Cases
Winter Garden, Unknown	1
Winter Park, Brevard	1
Winter Park, Unknown	1
Xifamk, Dade	1
Defuniak Springs, Unknown	1
Dona Vista, Lake	1
Dalecity, Okaloosa	1
Daytona Beach, Orange	1
Deerfield Beach, Polk	1
Clearwater, Leon	1
Crestview, Broward	1
Crystal River, Marion	1
Fayetteville, Broward	1
Fellsmere, Brevard	1
Florida City, Unknown	1
Fort Lauderdale, Collier	1
Fort Myers, Alachua	1
El Dorado, Palm Beach	1
East Setauket, Palm Beach	1
Canton, Duval	1
Charlotte, Alachua	1
Brunswick, Polk	1
Bryceville, Duval	1
Bradentom, Manatee	1
Bradenton, Lee	1
Boca Raton, Dade	1
Boca Raton, Madison	1
Bogota, Unknown	1
Bal Harbour, Broward	1
Atlanta, Walton	1
Attalla, Broward	1
Auburn, Palm Beach	1
Autaugaville, Broward	1
Apopka, Volusia	1
Alachua, Suwannee	1
Alafaya, Broward	1
Alafaya, Pinellas	1
Fleming Island, Duval	1
Glen Cove, Unknown	1
Glen Saint Mary, Duval	1
Golden Oak, Hillsborough	1
Golf, Palm Beach	1
Great Neck, Dade	1
Gainesville, Levy	1
Immokalee, Walton	1
Irmo, Unknown	1
Greensboro, Leon	1
Lake Forest, Collier	1
Key West, Palm Beach	1
Kilgore, Dade	1
Jacksonville, Baker	1
Jacksonville, Marion	1
Jupiter Inlet, Palm Beach	1
Land O Lakes, Unknown	1
Lawton, Okaloosa	1
Levittown, Palm Beach	1
Lima, Manatee	1
Lima, Volusia	1
Maccleenny, Dixie	1

COVID-19: characteristics of 2,128,136 Florida resident cases

Data through Apr 17, 2021 verified as of Apr 18, 2021 at 09:25 AM

Data in this report are provisional and subject to change.

The table below includes the cities and counties of residence for cases in Florida residents based on the patient's ZIP Code. Note that city is not always received as part of the initial notification and may be missing while the case is being investigated.

City and county	Cases
Madison, Jefferson	1
Maitland, Collier	1
Merrick, Palm Beach	1
Metter, Manatee	1
Miami, Osceola	1
Miamiardens, Unknown	1
Miamksaohes, Dade	1
Litchfield Park, Monroe	1
Littleton, St. Johns	1
Lake In The Hills, Broward	1
Lake Worth, Unknown	1
Lauderhill, Unknown	1
Indianapolis, Lee	1
Jupiter, Pinellas	1
Kansas City, Palm Beach	1
Gwynn Oak, Polk	1
Milford, Bay	1
Milford, Unknown	1
Melbourne, Volusia	1
Mattoon, Lee	1
Marianna, Leon	1
Marianna, Washington	1
Mary Esther, Hillsborough	1
Los Angeles, Orange	1
Maitland, Palm Beach	1
Longwood, Unknown	1
Missing, Franklin	1
Newaygo, Charlotte	1
North Port, Charlotte	1
New Canaan, Dade	1
Na, Dade	1
Eureka, Flagler	1
Evansville, Citrus	1
Crescent City, Marion	1
Crestview, Unknown	1
Denton, Broward	1
Destin, Bay	1
Clearwater, Hillsborough	1
Coal City, Pasco	1
Commerce Township, Manatee	1
Crawfordville, Alachua	1
Fort Lauderdale, Lee	1
Fort Worth, Broward	1
Franklin, Orange	1
Frostproof, Highlands	1
Gainesville, Palm Beach	1
Gainesville, Santa Rosa	1
Brewster, Palm Beach	1
Brownsville, Escambia	1
Bryant, Palm Beach	1
Bonnie, St. Johns	1
Belleair Bluffs, Unknown	1
Celebration, Orange	1
Chicago, Broward	1
Choctaw Beach, Unknown	1
Austin, Dade	1
Apo, Collier	1
Big Torch Key, Monroe	1
Black, Holmes	1

COVID-19: characteristics of 2,128,136 Florida resident cases

Data through Apr 17, 2021 verified as of Apr 18, 2021 at 09:25 AM

Data in this report are provisional and subject to change.

The table below includes the cities and counties of residence for cases in Florida residents based on the patient's ZIP Code. Note that city is not always received as part of the initial notification and may be missing while the case is being investigated.

City and county	Cases
Boca Raton, Lee	1
Bonifay, Unknown	1
8852 Teacher Ln, Pasco	1
Addison, Pasco	1
Apopka, Citrus	1
Apopka, Hillsborough	1
Arabi, Orange	1
Tampa, Duval	1
Surfside Beach, Orange	1
Summerdale, Escambia	1
Sun City Center, Lee	1
Tavares, Unknown	1
Temple, Palm Beach	1
Saint Charles, Orange	1
St Peterburg, Orange	1
Stiamk, Dade	1
Scottsdale, Brevard	1
Scottsdale, Palm Beach	1
Roswell, Bay	1
Ruskin, Dade	1
Ruskin, Manatee	1
Saint Petersburg, Duval	1
Saint Petersburg, Manatee	1
Port Saint Lucie, Marion	1
Port St Luice, Unknown	1
Pembroke Pines, Unknown	1
Pensacola Naval Hospital, Escambia	1
Pittsburgh, Alachua	1
Plymouth, Pasco	1
Okeechobee, Unknown	1
Oviedo, Orange	1
Pace, Escambia	1
Painted Post, Pasco	1
Palatka, Marion	1
Unknown, Duval	1
Upland, Manatee	1
Valrico, Polk	1
West Hollywood, Broward	1
Wakefield, Broward	1
Waverly, Duval	1
Wabasha, Clay	1
Winnetka, Dade	1
Winter Garden, Osceola	1
Winter Haven, Leon	1
Winter Haven, Osceola	1
Winter Park, Duval	1
Winter Park, Palm Beach	1
Winter Springs, Polk	1
Youngstown, Washington	1
Weston, Unknown	1
Wildwood, Lee	1
Willington, Lee	1
West Palm Beach, Unknown	1
West Yarmouth, St. Lucie	1
West Apim Beach, Palm Beach	1
Winter Garden, Duval	1
Woodbine, Nassau	1
Waipahu, Santa Rosa	1
Ward, Polk	1

COVID-19: characteristics of 2,128,136 Florida resident cases

Data through Apr 17, 2021 verified as of Apr 18, 2021 at 09:25 AM

Data in this report are provisional and subject to change.

The table below includes the cities and counties of residence for cases in Florida residents based on the patient's ZIP Code. Note that city is not always received as part of the initial notification and may be missing while the case is being investigated.

City and county	Cases
Wellborn, Columbia	1
Sunbright, Palm Beach	1
Venetian Islands, Dade	1
Topsham, Manatee	1
Town Of Nocatee, St. Johns	1
Troy, Manatee	1
Unkn, Duval	1
Sweetwater, Manatee	1
Syracuse, Polk	1
Tallahassee, Dade	1
Tamarac, Dade	1
Tavares, Orange	1
Suitland, Volusia	1
Seminole, Leon	1
Yulee, St. Johns	1
Zephyrhills, Hillsborough	1
Rileyville, Flagler	1
Russellville, Bay	1
Sagamore Beach, Charlotte	1
Saint Augustine, Broward	1
Saint Cloud, Palm Beach	1
Saint Joseph, Volusia	1
San Antonio, Orange	1
Shalimar, Unknown	1
Shirley, Flagler	1
Prattville, Hillsborough	1
Prestonsburg, Bay	1
Quincy, Jackson	1
Rapid City, Broward	1
Palmetto Bay, Palm Beach	1
Petersburg, Manatee	1
Piasa, Putnam	1
Palmetto, Pasco	1
Parma, Manatee	1
Pass-A-Grille Beach, Pinellas	1
Other, Dade	1
Palm Beach Gardens, Unknown	1
Oldsmar, Hillsborough	1
Olean, Alachua	1
North Palm Beach, Orange	1
Northport, Sarasota	1
Oakland, Lee	1
Myakka City, Sarasota	1
New Middletown, Hillsborough	1
New Port Richey, Pinellas	1
Newberry, Marion	1
Newtown, Lake	1
Milford, Lee	1
Missing, Levy	1
Missing, Okeechobee	1
Monroe Township, Palm Beach	1
Monroe, Lee	1
Moore Haven, Okeechobee	1
Morrisville, Unknown	1
Mckinney, Broward	1
Miamc, Dade	1
Matawan, Palm Beach	1
Longwood, Volusia	1
Leesburg, Seminole	1

COVID-19: characteristics of 2,128,136 Florida resident cases

Data through Apr 17, 2021 verified as of Apr 18, 2021 at 09:25 AM

Data in this report are provisional and subject to change.

The table below includes the cities and counties of residence for cases in Florida residents based on the patient's ZIP Code. Note that city is not always received as part of the initial notification and may be missing while the case is being investigated.

City and county	Cases
Lincoln, St. Lucie	1
Little Neck, Lee	1
Lake Butler, Alachua	1
Lakeland , Polk	1
Kingsland, Nassau	1
Knoxville, Bay	1
Ldhl, Broward	1
Las Vegas, Palm Beach	1
Jupiter, St. Lucie	1
Kenilworth, Leon	1
Key West, Duval	1
Keys West, Unknown	1
Jacksonville, Orange	1
Jefferson, Dade	1
Jonesboro, Leon	1
Intrcsion Cty, Osceola	1
Inverness, Marion	1
Inwood, Broward	1
Irvine, Marion	1
Istachatta, Hernando	1
Homeless, Monroe	1
Homeless, Pinellas	1
Howell, Dade	1
Hudson, Hernando	1
Indian Rocks Beach, Duval	1
Indiantown, Palm Beach	1
Inglewood, Sarasota	1
Hernando, Marion	1
Hialeah, Collier	1
Helen, Bay	1
Hoclywsod, Dade	1
Holiday, Pinellas	1
Carmel, Orange	1
Cedar Springs, Hernando	1
Chicago, Unknown	1
Caracas, Dade	1
Bryceville, Baker	1
Coconut Ck, Unknown	1
Dallas, Hernando	1
Dayton, Lake	1
Daytona Beach, Pinellas	1
Alpharetta, Broward	1
O, Manatee	1
Acworth, Okaloosa	1
Apopka, Clay	1
Asheville, Highlands	1
Astoria, Broward	1
Atmore, Escambia	1
Bartow, Hardee	1
Bel Air, Collier	1
Berryton, Palm Beach	1
Brooklyn, Dade	1
Brooklyn, Lee	1
Bonnie, Broward	1
Boston, Broward	1
Downingtown, Broward	1
Downingtown, Hillsborough	1
Dpo, Santa Rosa	1
Dunedin, Unknown	1

COVID-19: characteristics of 2,128,136 Florida resident cases

Data through Apr 17, 2021 verified as of Apr 18, 2021 at 09:25 AM

Data in this report are provisional and subject to change.

The table below includes the cities and counties of residence for cases in Florida residents based on the patient's ZIP Code. Note that city is not always received as part of the initial notification and may be missing while the case is being investigated.

City and county	Cases
Dearborn, Broward	1
Deer Park, Dade	1
Deerfield Beach, Unknown	1
Deerfield, Dade	1
Deland, Seminole	1
Deltona, Seminole	1
Erie, Monroe	1
Fisher Island, Unknown	1
East Palatka, Hillsborough	1
Eastpoint, Leon	1
Fort Lauderdale, Leon	1
Fort Myers, Sarasota	1
Fort Pierce, Palm Beach	1
Fort White, Clay	1
Garden City, Alachua	1
Gaylord, Orange	1
Goodrich, Charlotte	1
Gotcha, Orange	1
Greensburg, Palm Beach	1
Hallandale, Unknown	1
Harpers Ferry, Palm Beach	1
Haines City, Osceola	1
Windermere, Volusia	1
Wtixrat, Dade	1
Westlake Village, Unknown	1
White Plains, Broward	1
Whites Creek, Leon	1
Watersound, Bay	1
Unk, Duval	1
Ventura, Orange	1
University Of Central Florida, Lee	1
Trenton, Dixie	1
Unknown, Unknown	1
Toms River, Lee	1
Tourist, Dade	1
Saint Augustine, Flagler	1
Powell, Lee	1
Seffenner, Hillsborough	1
Seminole, Lee	1
Saint Petersburg, Charlotte	1
Sunrtise, Dade	1
Tallahassee, Madison	1
Tallahassee, Pinellas	1
Summerfield, Unknown	1
Stratford, Broward	1
Pembroke Pines, Orange	1
Pensacola, Sumter	1
Paducah, Manatee	1
Puerto Rico, Unknown	1
Punta Gorda, Unknown	1
Randolph, Orange	1
Rivera Beach, Palm Beach	1
Perth Amboy, Hillsborough	1
Port Orange, Brevard	1
Newberry, Levy	1
North Laud, Unknown	1
Ocala, Citrus	1
Ocoee, Unknown	1
Odessa, Dade	1

COVID-19: characteristics of 2,128,136 Florida resident cases

Data through Apr 17, 2021 verified as of Apr 18, 2021 at 09:25 AM

Data in this report are provisional and subject to change.

The table below includes the cities and counties of residence for cases in Florida residents based on the patient's ZIP Code. Note that city is not always received as part of the initial notification and may be missing while the case is being investigated.

City and county	Cases
Oldsray, Manatee	1
Orlando, Jackson	1
Orlando, Lee	1
Crossings, Unknown	1
Davenport, Lake	1
Davie, Unknown	1
Dayton, Orange	1
Dearborn Heights, Hillsborough	1
Edgewood, Broward	1
Elkton, Putnam	1
Dover, Lee	1
Chesterfield, Broward	1
Carteret, Polk	1
Cincinnati, Dade	1
Connellsville, Highlands	1
Armstrong, St. Johns	1
Atl, Brevard	1
Alva, Escambia	1
Andalusia, Escambia	1
Arcadia, Highlands	1
Baker, Santa Rosa	1
Belleville, Palm Beach	1
Belmont, Santa Rosa	1
Blountstown, Broward	1
Bronson, Alachua	1
Brooker, Alachua	1
Bradenton, Clay	1
Brandon, Pinellas	1
Bonita, Lee	1
Bocaraten, Palm Beach	1
Middletown, Osceola	1
Missing, Gilchrist	1
Monroe, Hillsborough	1
Nantucket, Palm Beach	1
New Vernon, Palm Beach	1
Mayaguez, Dade	1
Maccleddy, Duval	1
Mantua, Broward	1
Longwood, Broward	1
Lucedale, St. Lucie	1
Kure Beach, Monroe	1
Lakeland, Palm Beach	1
Jacksonville, Nassau	1
Hudson, Pinellas	1
Hoosick Falls, Broward	1
Indian Rock Beach, Palm Beach	1
Interlachen, Duval	1
Kaclsonville, Duval	1
Kechi, Orange	1
Fort Myers, Broward	1
Gainesville, Okaloosa	1
Floral, Okaloosa	1
Forestville, Volusia	1
Greenbrier, Bay	1
Groveland, Orange	1
Hialeahgardens, Dade	1
Hiram, Leon	1
Chipley, Holmes	1
Clarksboro, Lee	1

COVID-19: characteristics of 2,128,136 Florida resident cases

Data through Apr 17, 2021 verified as of Apr 18, 2021 at 09:25 AM

Data in this report are provisional and subject to change.

The table below includes the cities and counties of residence for cases in Florida residents based on the patient's ZIP Code. Note that city is not always received as part of the initial notification and may be missing while the case is being investigated.

City and county	Cases
Colorado Springs, Unknown	1
Conifer, Lee	1
Cutler Bay, Broward	1
El Paso, Unknown	1
Elbow Lake, Palm Beach	1
Dunellen, Dade	1
Daniel Island, Bay	1
Destin, Unknown	1
Diamond, Highlands	1
Doral, Broward	1
Altamonte, Orange	1
Alva, Collier	1
333, Unknown	1
Allentown, Putnam	1
Apple Creek, Citrus	1
Amelia Village, Nassau	1
Barefoot Beach, Lee	1
Battle Creek, Manatee	1
Avon, Manatee	1
Aventura, Osceola	1
Boca Raton,, Palm Beach	1
Bear Grass, Palm Beach	1
Azalea Park, Osceola	1
Bryn Mawr, Palm Beach	1
Burkeville, Brevard	1
Camden Wyoming, Duval	1
Celebration, Palm Beach	1
Chattanooga, Dade	1
Boston, Dade	1
Brewster, Volusia	1
Fort Denaud, Glades	1
Fort Meyers, Lee	1
Fortlauderdale, Unknown	1
Fortwalton Beach, Okaloosa	1
Ft Pierce, Unknown	1
Garland, Orange	1
Fairless Hills, Broward	1
FI State Lot, Leon	1
Eatonville, Seminole	1
Everett, Dade	1
Hickory, Lee	1
Hilliard, Unknown	1
Hallandale Ben, Unknown	1
Havana, Leon	1
Jeffersonville, Broward	1
Knoxville, Escambia	1
Homeless, Dade	1
Homer, Escambia	1
Longwood, Orange	1
Lehigh Cares, Lee	1
Live Oak, Columbia	1
Loganville, Orange	1
Lake Mary, Lake	1
Lansdale, Lake	1
Lapeer, Manatee	1
Lauderdale Hill, Unknown	1
Ocala, Unknown	1
Middleburg, Duval	1
Midland, Osceola	1

COVID-19: characteristics of 2,128,136 Florida resident cases

Data through Apr 17, 2021 verified as of Apr 18, 2021 at 09:25 AM

Data in this report are provisional and subject to change.

The table below includes the cities and counties of residence for cases in Florida residents based on the patient's ZIP Code. Note that city is not always received as part of the initial notification and may be missing while the case is being investigated.

City and county	Cases
Missing, Hamilton	1
Missing, Wakulla	1
Monterey, Broward	1
Mumford, Manatee	1
N/A, Duval	1
Naples, Alachua	1
Miami, Charlotte	1
Miamii, Dade	1
Miami Garden, Unknown	1
Palm City, Unknown	1
Oviedo, Leon	1
Ocean City, Broward	1
Old Town, Gilchrist	1
Opa Locka, Polk	1
Orem, Sarasota	1
Orem, Unknown	1
Ridgewood, Broward	1
Riverview, Manatee	1
Rochester, Broward	1
Roseland, Palm Beach	1
Republic, Monroe	1
Richmond, Palm Beach	1
Pompano Beach, Alachua	1
Porter Ranch, Dade	1
Raiford, Bradford	1
Ponte Vedra Beach, Orange	1
Port Orange , Volusia	1
Port Saint Lucie, Indian River	1
Wilbur By The Sea, Volusia	1
Willowbrook, Lee	1
Wilmington, Pasco	1
Westerville, Hillsborough	1
Wilton Manors, Dade	1
Winston Salem, Unknown	1
Winter Garden, Hillsborough	1
Woodland Hills, Brevard	1
Youngstown, Calhoun	1
Yulee, Duval	1
San Antonio, Dade	1
San Diego, Unknown	1
Sandyport, Dade	1
Sanford, Palm Beach	1
Russellville, Hillsborough	1
Saint Augustine, Okaloosa	1
Steinhatchee, Alachua	1
Tampa, Escambia	1
Tampa, Manatee	1
Tangerine, Lake	1
University Of Central Florida, Hillsborough	1
University Of Central FI, Pasco	1
Village Of Palm Springs, Palm Beach	1
Virginia Beach, Alachua	1
Webster, Pasco	1
Wekiva Springs, Orange	1
Union City, Bradford	1
Sebastian, Lake	1
Plant City, Hendry	1
Plant City, Pinellas	1
Plantation, Unknown	1

COVID-19: characteristics of 2,128,136 Florida resident cases

Data through Apr 17, 2021 verified as of Apr 18, 2021 at 09:25 AM

Data in this report are provisional and subject to change.

The table below includes the cities and counties of residence for cases in Florida residents based on the patient's ZIP Code. Note that city is not always received as part of the initial notification and may be missing while the case is being investigated.

City and county	Cases
Parlin, Broward	1
Orlando, Highlands	1
Opa Locka, Unknown	1
Orem, Nassau	1
Olando, Orange	1
Ocoee, Polk	1
Newport Beach, Palm Beach	1
North Adams, Manatee	1
North Little Rock, Palm Beach	1
Northville, Broward	1
Ocala, Indian River	1
Ocoee, Broward	1
Pound Ridge, Leon	1
Ponce, Orange	1
Port Charlotte Fl, Unknown	1
Port Saint Lucie, Duval	1
Saint Petersburg, Dade	1
San Juan, Osceola	1
San Pedro Sula, Dade	1
Sandy, Duval	1
Richmond Heights, Dade	1
Ridge Manor, Hernando	1
Riverview, Pinellas	1
Rochester, Lee	1
Rosemary Beach, Bay	1
Saint Cloud, Orange	1
South Otselic, Dade	1
Sevierville, Dade	1
Stockbridge, Leon	1
Sullivans Island, Dade	1
Southampton, Palm Beach	1
Springhill, Unknown	1
West Lafayette, Desoto	1
West Simsbury, Collier	1
Wayne, Dade	1
Tallahassee, Escambia	1
Tampa, Lee	1
Tinley Park, Lee	1
University Of Central Fl, Dade	1
Telluride, Lee	1
Windermere, Polk	1
Winter Park, Lake	1
Winter, Pinellas	1
Downers Grove, St. Lucie	1
Delrey Beach, Palm Beach	1
Export, Palm Beach	1
Fdsf, Unknown	1
Felda, Palm Beach	1
Flagler Beach, Volusia	1
Flora, Lee	1
Fort Myers, Lake	1
Fresno, Pasco	1
Fruitland Park, Sumter	1
Fwb, Unknown	1
Gainesville, Marion	1
Gastonia, Polk	1
Clearwater, Highlands	1
Clermont, Unknown	1
Columbia, Orange	1

COVID-19: characteristics of 2,128,136 Florida resident cases

Data through Apr 17, 2021 verified as of Apr 18, 2021 at 09:25 AM

Data in this report are provisional and subject to change.

The table below includes the cities and counties of residence for cases in Florida residents based on the patient's ZIP Code. Note that city is not always received as part of the initial notification and may be missing while the case is being investigated.

City and county	Cases
Coral Gables, Unknown	1
Coral Springs, Unknown	1
Crestview, Dade	1
Dade City, Polk	1
Dania, Unknown	1
Darien, Pasco	1
Arcadia, Charlotte	1
Aspen, Palm Beach	1
Atl, Broward	1
Atlanta, Broward	1
Aurburndale, Polk	1
Aventura, Unknown	1
Azalea Park, Sarasota	1
Bartow, Unknown	1
Biscayne Park, Broward	1
Boca Roton, Unknown	1
Alpharetta, Alachua	1
Apalachicola, Leon	1
Brooksville, Columbia	1
Bryn Mawr, Collier	1
Canfield, Duval	1
Hilliard, Dade	1
Hollywood, Leon	1
Holt, Unknown	1
Homestead, Monroe	1
Homestead, Unknown	1
Humble, Broward	1
Green, Clay	1
Greensburg, Orange	1
Greenville, Monroe	1
Gulf Shores, Escambia	1
Havanna, Gadsden	1
Jacksonville, Flagler	1
Jacksonville, Palm Beach	1
Johns Island, Wakulla	1
Killarney, Orange	1
Knoxville, Duval	1
Lake City, Volusia	1
Los Angeles, Polk	1
Lakeland, Pasco	1
Lakewood, Unknown	1
Naugatuck, Lee	1
New Vernon, Sarasota	1
New York, Broward	1
Myakka, Duval	1
Maitland, Unknown	1
Matlacha Island, Lee	1
Melbourne, Dade	1
Melbourne, Orange	1
Miami Beach, Palm Beach	1
Miami Granders, Dade	1
Missing, Baker	1
Milford, Palm Beach	1
Milford, Polk	1
Minneapolis, Broward	1
Opalocka, Dade	1
Orlando, Union	1
Ovido, Seminole	1
Oxford, Palm Beach	1

COVID-19: characteristics of 2,128,136 Florida resident cases

Data through Apr 17, 2021 verified as of Apr 18, 2021 at 09:25 AM

Data in this report are provisional and subject to change.

The table below includes the cities and counties of residence for cases in Florida residents based on the patient's ZIP Code. Note that city is not always received as part of the initial notification and may be missing while the case is being investigated.

City and county	Cases
Oakland, Leon	1
Ocala, Alachua	1
Okeechobee, St. Lucie	1
North Canton, Palm Beach	1
Miamf, Dade	1
Miami G, Dade	1
Miami, Collier	1
Miami, St. Lucie	1
Marshall, Palm Beach	1
New Richmond, Volusia	1
Rio Dell, Volusia	1
Rochelle, Volusia	1
Port Saint Lucie, Orange	1
Princeton, Alachua	1
Provincetown, Collier	1
Panama City, Walton	1
Palm Coast, Duval	1
Perry, Leon	1
Perth Amboy, Monroe	1
Sarasota, Hillsborough	1
Saint Cloud, Lee	1
Saint Johns, Orange	1
San Antonio, Sarasota	1
San Antonio, Unknown	1
Sanford, Volusia	1
Shannon, Collier	1
Soddy Daisy, Broward	1
Soldotna, Broward	1
South Burlington, Orange	1
Spring Park, Alachua	1
Winter Park, Osceola	1
Wood River, Polk	1
Worcester, Palm Beach	1
Steinhatchee, Madison	1
Tamarac, Seminole	1
Tampa, Volusia	1
Tangerine, Seminole	1
Tewksbury, Orange	1
Umatilla, Alachua	1
University Of Central Florida, Monroe	1
Toms River, Dade	1
Wheaton, Lee	1
Winter Park, Alachua	1
Wilmington, Broward	1
Wesley Chapel, Alachua	1
Virginia Beach, Hernando	1
Waco, Broward	1
Washington, Broward	1
Fort Myers, Dade	1
Grassy Key, Monroe	1
Floral, Escambia	1
Jersey City, Polk	1
Jamaica, Broward	1
Haverford, Hillsborough	1
Herrin, Orange	1
Jacksonville, Manatee	1
Gainesville, Baker	1
Gilmer, Dade	1
Haledon, Dade	1

COVID-19: characteristics of 2,128,136 Florida resident cases

Data through Apr 17, 2021 verified as of Apr 18, 2021 at 09:25 AM

Data in this report are provisional and subject to change.

The table below includes the cities and counties of residence for cases in Florida residents based on the patient's ZIP Code. Note that city is not always received as part of the initial notification and may be missing while the case is being investigated.

City and county	Cases
Jupiter, Unknown	1
Kingsland, Duval	1
Kissimmee, Brevard	1
Lake In The Hills, Columbia	1
Lake Placid, Alachua	1
Lake Worth Beach, Broward	1
Lander, Citrus	1
Las Vegas, Orange	1
Los Angeles, Palm Beach	1
Marianna, Calhoun	1
Lemoyne, Manatee	1
Lawrence Township, Palm Beach	1
Lyndhurst, Broward	1
Magnolia Square, Osceola	1
Maitland, Alachua	1
Bronx, Broward	1
Carol Stream, Orange	1
Castleberry, Escambia	1
Buffalo, Palm Beach	1
Bryant, Alachua	1
Apo, Pasco	1
Apopka, Flagler	1
99, Unknown	1
Alanson, Bay	1
Aollywoss, Dade	1
Boca Raton, Unknown	1
Bohealia, Lee	1
Blowing Rock, Polk	1
Belleair, Hillsborough	1
Dorchester, Orange	1
Estero, Collier	1
Fanning Springs, Levy	1
Felton, Manatee	1
Deland, Polk	1
Cumberland, Palm Beach	1
Dade City, Hillsborough	1
Dallas, Lee	1
De Leon Springs, Putnam	1
Dearborn, Lee	1
Clear Brook, Lee	1
Charlotte, Pasco	1
Crestview, Holmes	1
College Station, Lake	1
Columbus, Brevard	1
Cookeville, Seminole	1
Zolfo Springs, Polk	1
Wells, Polk	1
Winter Garden, Pinellas	1
Yukon, Broward	1
Winter Park, Broward	1
Westbrook, Dade	1
Wichita, Volusia	1
Winder Garden, Orange	1
Windermere, Leon	1
Windermere, Osceola	1
Windermere, Seminole	1
Winter Garden, Broward	1
Washington, Unknown	1
Venice, Unknown	1

COVID-19: characteristics of 2,128,136 Florida resident cases

Data through Apr 17, 2021 verified as of Apr 18, 2021 at 09:25 AM

Data in this report are provisional and subject to change.

The table below includes the cities and counties of residence for cases in Florida residents based on the patient's ZIP Code. Note that city is not always received as part of the initial notification and may be missing while the case is being investigated.

City and county	Cases
Tulsa, Orange	1
Sun City Center, Hardee	1
Tiffin, Highlands	1
Tallahassee, Duval	1
Tallahassee, Unknown	1
Tampa, Palm Beach	1
Tavares, Marion	1
Temple Terrace, Pasco	1
Spring Hill , Hernando	1
Spring Hill, Dade	1
Starke, Clay	1
Stone Mountain, Palm Beach	1
Saint Cloud, Unknown	1
Saint Johns, Unknown	1
Shelton, Manatee	1
Sodus, Charlotte	1
Saint Petersburg, St. Lucie	1
Sandford, Seminole	1
Sarasota, Flagler	1
Saxis, Lee	1
Schenectady, Polk	1
Sebring, Lee	1
Plantation, Orange	1
Pompano Beach, Martin	1
Port Everglades, Broward	1
Potomac, Palm Beach	1
Rye, Duval	1
Rex, Duval	1
Parker, Dade	1
Parker, Leon	1
Peoria, Unknown	1
Palm Coast, Polk	1
Pacifica, Dade	1
Orlando, Columbia	1
Orlando, Indian River	1
Orem, Broward	1
Oviedo, Brevard	1
Orlando, Sarasota	1
Navarre, Dade	1
North Pole, Seminole	1
North Port, Lee	1
Orange City, Seminole	1
Orange Park , Duval	1
Ocoee, Osceola	1
Okeechobee, Broward	1
Old Town, Alachua	1
Omaha, Palm Beach	1
Ona, Manatee	1
Oooooo, Unknown	1
New Orleans, Palm Beach	1
Newark, Broward	1
Newburgh, Bay	1
Cartersville, Unknown	1
Cuttler Bay, Dade	1
Cypress, Leon	1
Deland, St. Lucie	1
Deltona, Orange	1
Davenport, Orange	1
Daytona Beach, Unknown	1

COVID-19: characteristics of 2,128,136 Florida resident cases

Data through Apr 17, 2021 verified as of Apr 18, 2021 at 09:25 AM

Data in this report are provisional and subject to change.

The table below includes the cities and counties of residence for cases in Florida residents based on the patient's ZIP Code. Note that city is not always received as part of the initial notification and may be missing while the case is being investigated.

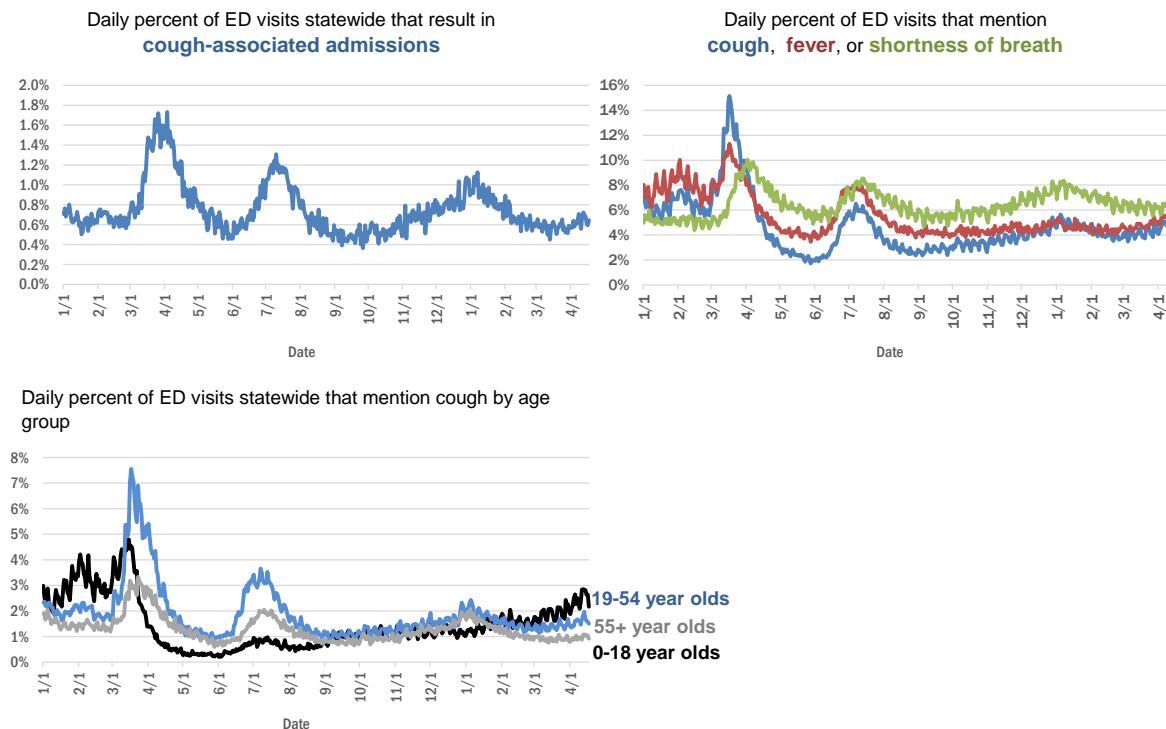
City and county	Cases
East Hampton, Palm Beach	1
Foley, Escambia	1
Fort Myers-, Lee	1
Fort Pierce, Unknown	1
Gainesville, Duval	1
Fort Myers, Manatee	1
Columbus, Dade	1
Conway, Leon	1
Coventry, Broward	1
Clermont, Seminole	1
Clermont, Volusia	1
Clewiston, Glades	1
Bridgeport, Dade	1
Bronx, Palm Beach	1
Cambridge, Broward	1
Altoona, Marion	1
Anaheim, Unknown	1
Argyle, Walton	1
Athens, Duval	1
Bogota, Orange	1
Bradenton, Dade	1
Bradenton, Osceola	1
Harrison, Pinellas	1
Granada Hills, Broward	1
Guilford, Dade	1
Hailandale, Unknown	1
Homosassa, Hernando	1
Holly Ridge, Orange	1
Homeless, Polk	1
Lake City, Hamilton	1
La Grange, Dade	1
Jerusalem, St. Johns	1
Los Angeles Ca, Unknown	1
Los Angeles, Hardee	1
Leesburg, Marion	1
Lehigh Acres, Dade	1
Lewisburg, Pasco	1
Largo, Unknown	1
Littleton, Dade	1
Miami, Manatee	1
Miami Beach, Broward	1
Middlesburg, Duval	1
Macdill Air Force Base, Hillsborough	1
Margate, Dade	1
Marshall, Dade	1
Mary Esther, Unknown	1
Medford, Palm Beach	1
Total	2,128,136

COVID-19: additional surveillance information

Data through Apr 17, 2021 verified as of Apr 18, 2021 at 09:25 AM

Data in this report are provisional and subject to change.

Statewide emergency department (ED) chief complaint and admission data



The Electronic Surveillance System for the Early Notification of Community-Based Epidemics (ESSENCE-FL) includes chief complaint data from 211 of 211 Florida EDs. Data are transmitted electronically to ESSENCE-FL daily or hourly.

COVID-19: testing by laboratory

Data through Apr 17, 2021 verified as of Apr 18, 2021 at 09:25 AM

Data in this report are provisional and subject to change.

The numbers in the table below represent the number of Florida and non-Florida residents for whom test results were received by the Department of Health. A person can be tested by more than one laboratory and can have both positive and negative results. **Therefore, the sum of the numbers in each column will be larger than the total number of people tested.**

Reporting lab	Inconclusive	Negative	Positive	Percent positive	Total
CURATIVE LABS	15,867	1,721,265	268,671	13%	2,005,803
LABORATORY CORPORATION OF AMERICA	2,625	1,675,138	228,086	12%	1,905,849
QUEST DIAGNOSTICS	12,151	1,408,409	207,047	13%	1,627,607
BIO REFERENCE LABORATORIES, INC	7,568	966,256	186,617	16%	1,160,441
HELIX	9,902	718,222	126,213	15%	854,337
REALTOX LABS LLC	6,855	618,988	101,819	14%	727,662
NOMI_HEALTH	3,302	539,444	75,203	12%	617,949
RCA LABORATORY SERVICES, LLC/GENETWORX		468,824	52,172	10%	520,996
GENETWORX	661	390,598	32,994	8%	424,253
CDR MAGUIRE - HEALTH CARE CENTER		338,622	51,562	13%	390,184
PALM BEACH BALLPARK		340,013	38,163	10%	378,176
PWNHEALTH	2,003	285,053	39,415	12%	326,471
IMPACT HEALTH BIOMETRIC TESTING, INC	1,047	231,593	27,957	11%	260,597
EAST FLORIDA STATE COLLEGE - BREVARD		212,886	26,986	11%	239,872
BPHL-JACKSONVILLE	18	198,985	34,162	15%	233,165
ADVENTHEALTH LAB	99	182,198	23,397	11%	205,694
FULGENT DIAGNOSTICS LABORATORY	3,963	176,675	20,239	10%	200,877
NOMI HEALTH LAB SERVICES		172,678	19,989	10%	192,667
BPHL-MIAMI	225	159,241	26,782	14%	186,248
MAKO GENOMICS	8,208	146,068	26,918	15%	181,194
CB SMITH PARK		150,114	18,792	11%	168,906
MAYO CLINIC LABORATORIES	342	143,548	17,786	11%	161,676
BAYCARE LABORATORIES LLC	653	144,408	12,262	8%	157,323
ELABNETWORK	1,059	139,238	11,952	8%	152,249
MEMORIAL REGIONAL HOSPITAL SOUTH	31	123,470	24,958	17%	148,459
AEGIS SCIENCES CORPORATION	1,260	125,598	20,523	14%	147,381
ORLANDO HEALTH SYSTEM	686	129,033	13,092	9%	142,811
ASCENSION SACRED HEART HOSPITAL - PENSACOLA	2	118,231	18,090	13%	136,323
BIOCOLLECTIONS WORLDWIDE, INC	759	115,189	13,783	11%	129,731
NORTHWEST LABORATORY	247	121,106	6,478	5%	127,831
AKESOGEN		100,232	19,411	16%	119,643
TESTING MATTERS INC	1,061	99,465	18,231	15%	118,757
ADVENT HEALTH LAB	112	101,258	13,955	12%	115,325
MEDICAL DIAGNOSTIC LABORATORIES	977	98,607	14,221	12%	113,805
BPHL-TAMPA (SPECTRUM BLVD)	46	93,980	17,396	16%	111,422
UF HEALTH MEDICAL LAB	33	101,347	9,607	9%	110,987
TAMPA GENERAL HOSPITAL	4	99,006	9,471	9%	108,481
DIATHERIX LABORATORIES (VRL EUROFINS)	1	88,473	13,079	13%	101,553
BAPTIST HEALTH SOUTH FLORIDA	391	85,863	12,923	13%	99,177
KORVALABS, INC	1,285	91,898	4,713	5%	97,896
SUNPATH MEDICAL DIAGNOSTICS LABORATORY	840	79,524	12,283	13%	92,647
ASCENSION ST VINCENT'S - RIVERSIDE	2	75,145	10,400	12%	85,547
LAKELAND REGIONAL MEDICAL CENTER	183	72,163	9,309	11%	81,655
SOUTH MIAMI HOSPITAL LAB	465	71,061	10,022	12%	81,548
JACKSON MEMORIAL HOSPITAL CLINICAL LAB	79	68,434	12,028	15%	80,541
INGENIOUS PERSONALIZED MEDICINE	234	59,707	12,089	17%	72,030

COVID-19: testing by laboratory

Data through Apr 17, 2021 verified as of Apr 18, 2021 at 09:25 AM

Data in this report are provisional and subject to change.

The numbers in the table below represent the number of Florida and non-Florida residents for whom test results were received by the Department of Health. A person can be tested by more than one laboratory and can have both positive and negative results. **Therefore, the sum of the numbers in each column will be larger than the total number of people tested.**

Reporting lab	Inconclusive	Negative	Positive	Percent positive	Total
UF HEALTH SHANDS HOSPITAL	521	65,785	4,714	7%	71,020
AMERICAN HEALTH ASSOCIATES	9	63,460	5,286	8%	68,755
MINUTECLINIC LLC		55,010	9,413	15%	64,423
APPLIED INGENUITY DIAGNOSTICS LLC		60,488	3,020	5%	63,508
AIT LABORATORIES		54,895	6,754	11%	61,649
BAPTIST HEALTH - JACKSONVILLE	4	53,649	4,103	7%	57,756
GENESIS REFERENCE LABORATORIES		51,079	5,417	10%	56,496
ADVENTIST HEALTH SYSTEMS SUNBELT INC DBA		47,459	6,077	11%	53,536
ARUP LABORATORIES	16	50,103	2,927	6%	53,046
TALLAHASSEE MEMORIAL HOSPITAL	241	46,519	5,585	11%	52,345
SARASOTA MEMORIAL HOSPITAL MAIN LAB	12	48,038	4,054	8%	52,104
BROWARD GENERAL MEDICAL CENTER-CLINICAL LAB	2	45,317	4,945	10%	50,264
NICKLAUS CHILDREN'S HOSPITAL	74	43,614	5,608	11%	49,296
FLORIDA HOSPITAL - TAMPA	37	44,360	3,537	7%	47,934
VIRACOR EUROFINIS		35,947	9,844	21%	45,791
DWIC OF TAMPA BAY INC		39,871	5,298	12%	45,169
MILLENNIUM PHYSICIAN GROUP	17	36,834	7,218	16%	44,069
MEDFAST URGENT CARE CENTERS, LLC	20	37,994	5,770	13%	43,784
UNIVERSITY OF MIAMI HOSPITAL	153	38,936	3,901	9%	42,990
AMELIA EARHART		36,692	6,003	14%	42,695
LEE HEALTH - CAPE CORAL HOSPITAL	3	36,703	5,895	14%	42,601
UF HEALTH JACKSONVILLE	56	37,024	4,191	10%	41,271
ECCO LAB GROUP CO	537	34,499	4,732	12%	39,768
INTEGRATED REGIONAL LABORATORIES LLP	13	34,567	4,868	12%	39,448
ORANGE COUNTY CONVENTION CENTER		33,330	3,715	10%	37,045
MOUNT SINAI MEDICAL CENTER	13	32,643	3,477	10%	36,133
NORTH FLORIDA REGIONAL MEDICAL CENTER		32,334	3,625	10%	35,959
WALGREENS	36	30,112	5,570	16%	35,718
MIAMI DADE COUNTY		32,091	3,527	10%	35,618
ST JOSEPHS HOSPITAL LABORATORY	23	30,866	3,871	11%	34,760
BRANDON REGIONAL HOSPITAL		30,753	4,002	12%	34,755
STS LAB 2 LLC	6	31,767	1,725	5%	33,498
NIGHT LITE PEDIATRIC CENTER LLC		30,255	3,210	10%	33,465
GENESIS MEDICAL LABORATORY	447	27,784	4,944	15%	33,175
JUPITER MEDICAL CENTER LAB	87	30,046	2,912	9%	33,045
JFK MEDICAL CENTER LAB	1	27,779	3,509	11%	31,289
PALMETTO GENERAL HOSPITAL LAB	3	25,776	4,983	16%	30,762
HOLY CROSS HOSPITAL CLINICAL LAB	1	27,748	2,631	9%	30,380
WATSON CLINIC LLP		24,395	5,651	19%	30,046
AVENTUS BIO LABS	16	25,249	3,516	12%	28,781
MALABAR MEDICAL WALK IN CLINIC	1	22,742	4,468	16%	27,211
INFINITY BIOLOGIX LLC (GINKO BIOWORKS)	112	25,738	1,216	4%	27,066
HEALTHLINK DIAGNOSTIC LABORATORIES	296	24,281	2,445	9%	27,022
MIAMI BEACH CONVENTION CENTER		24,268	1,935	7%	26,203

COVID-19: testing by laboratory

Data through Apr 17, 2021 verified as of Apr 18, 2021 at 09:25 AM

Data in this report are provisional and subject to change.

The numbers in the table below represent the number of Florida and non-Florida residents for whom test results were received by the Department of Health. A person can be tested by more than one laboratory and can have both positive and negative results. **Therefore, the sum of the numbers in each column will be larger than the total number of people tested.**

Reporting lab	Inconclusive	Negative	Positive	Percent positive	Total
CLEVELAND CLINIC TRADITION HOSPITAL		23,784	1,884	7%	25,668
ACCESS DX LABORATORY	229	23,294	2,127	8%	25,650
CLEVELAND CLINIC HOSPITAL LAB	4	22,821	2,555	10%	25,380
MORTON PLANT HOSPITAL-ADLER INSTITUTE	26	22,247	2,730	11%	25,003
LAB DIAGNOSTICS LLC	397	18,089	5,364	22%	23,850
SAINT MARY'S MEDICAL CENTER	26	21,414	2,386	10%	23,826
DRS CLACK SPENCER WHITE & MCCORMACK PA D/B/A		21,636	2,130	9%	23,766
PANCARE OF FLORIDA INC		20,945	2,532	11%	23,477
UNITED CLINICAL LABORATORY LLC	3	20,598	2,677	12%	23,278
STATLAB_MOBILE	1	20,486	2,061	9%	22,548
BAYFRONT HEALTH - ST PETERSBURG	17	19,697	2,609	12%	22,323
NAPLES COMMUNITY HOSPITAL	74	19,913	2,060	9%	22,047
PATIENTS FIRST LAKE ELLA MEDICAL CENTER PA		18,185	3,298	15%	21,483
ADVENT HEALTH - DAYTONA BEACH	32	18,890	1,739	8%	20,661
EXACT SCIENCES LABORATORIES	1	18,177	2,308	11%	20,486
LEESBURG REGIONAL MEDICAL CENTER		17,730	2,419	12%	20,149
OSCEOLA REGIONAL MEDICAL CENTER	1	17,693	2,452	12%	20,146
HOMESTEAD HOSPITAL CLINICAL LABORATORY	27	16,483	3,466	17%	19,976
CLARITY LAB SOLUTIONS	105	17,773	2,084	10%	19,962
MEMORIAL HOSPITAL JACKSONVILLE	8	16,433	2,855	15%	19,296
NORTHWEST MEDICAL CENTER	1	16,939	2,330	12%	19,270
SYNERGY DIAGNOSTIC LABORATORY	98	16,848	2,298	12%	19,244
VISTA CLINICAL DIAGNOSTICS	491	16,008	1,997	11%	18,496
ORANGE PARK MEDICAL CENTER	9	15,670	2,788	15%	18,467
BETHESDA HOSPITAL EAST		16,564	1,615	9%	18,179
INDIAN RIVER PATHOLOGY LLC		16,842	1,306	7%	18,148
OAK HILL HOSPITAL		16,039	1,949	11%	17,988
DELRAY MEDICAL CENTER LAB	3	16,098	1,767	10%	17,868
LAWNWOOD REGIONAL MEDICAL CENTER	1	15,188	2,365	13%	17,554
HEALTH CENTER AT SINAI RESIDENCES		16,926	506	3%	17,432
MEMORIAL REGIONAL HOSPITAL CLINICAL LABORATORY	10	16,272	1,072	6%	17,354
WEST KENDALL BAPTIST HOSPITAL	14	14,009	3,163	18%	17,186
BIOCERNA LABS	461	14,582	2,112	12%	17,155
ACCESS MEDICAL LABORATORIES	4	8,756	8,333	49%	17,093
ADVENTHEALTH CENTRA CARE LAKE BUENA VISTA		14,963	2,033	12%	16,996
BAPTIST HEALTH - SOUTH		15,674	1,290	8%	16,964
THE HEALTHCARE DISTRICT OF PALM BEACH COUNTY	51	14,633	2,063	12%	16,747
LABS ASAP LLC		15,003	1,514	9%	16,517
LARGO MEDICAL CENTER		14,731	1,755	11%	16,486
WINTER HAVEN HOSPITAL CLINICAL LABORATORY	4	13,994	2,467	15%	16,465
MEDRITE MEDICAL CARE, PC	6,839	8,762	851	5%	16,452
FULGENT DIAGNOSTICS	171	15,195	997	6%	16,363
NEMOURS CHILDRENS HOSPITAL	1	15,373	957	6%	16,331
WELLINGTON REGIONAL MED CTR LAB	6	14,468	1,799	11%	16,273

COVID-19: testing by laboratory

Data through Apr 17, 2021 verified as of Apr 18, 2021 at 09:25 AM

Data in this report are provisional and subject to change.

The numbers in the table below represent the number of Florida and non-Florida residents for whom test results were received by the Department of Health. A person can be tested by more than one laboratory and can have both positive and negative results. **Therefore, the sum of the numbers in each column will be larger than the total number of people tested.**

Reporting lab	Inconclusive	Negative	Positive	Percent positive	Total
MOLECULAR INFECTIOUS DISEASES	619	14,903	690	4%	16,212
UHEALTH CORAL GABLES/LENNAR MED CTR	52	14,747	1,070	7%	15,869
BAPTIST HEALTHCARE - BAPTIST HOSPITAL	6	12,569	3,267	21%	15,842
MEDICAL CENTER OF TRINITY CLINICAL LABORATORY	2	14,222	1,614	10%	15,838
PALMS WEST HOSPITAL LAB	2	13,631	2,087	13%	15,720
PRIVA PATH LABS	80	14,630	1,007	6%	15,717
LEE HEALTH - LEE MEMORIAL HOSPITAL		11,963	3,706	24%	15,669
WEST FLORIDA HOSPITAL LAB	1	12,215	3,114	20%	15,330
NATIONWIDE LABORATORY SERVICES INC	535	12,986	1,778	12%	15,299
WESTSIDE REGIONAL MED CTR	2	12,835	2,191	15%	15,028
MERCY HOSPITAL A CAMPUS OF PLANTATION GEN HOSP LAB	1	12,749	2,258	15%	15,008
GOOD SAMARITAN MEDICAL CENTER LAB	2	13,073	1,869	13%	14,944
CARDIOPATH	84	12,894	1,903	13%	14,881
NONA SCIENTIFIC	5	11,533	3,168	22%	14,706
REGIONAL MEDICAL CENTER BAYONET POINT	2	13,535	1,161	8%	14,698
INDIAN RIVER MEDICAL CENTER LAB		13,669	852	6%	14,521
THE VILLAGES REGIONAL HOSPITAL		13,051	1,410	10%	14,461
GULF COAST MEDICAL CENTER MICROLAB		11,238	2,981	21%	14,219
AVENTURA HOSPITAL LAB		11,312	2,576	19%	13,888
CORAL GABLES HOSPITAL CLINICAL LABORATORY		11,764	2,053	15%	13,817
BAPTIST HEALTH SOUTH FLORIDA - WEST KENDALL URGENT CARE		11,366	2,231	16%	13,597
CAPITAL REGIONAL MEDICAL CTR		11,017	2,450	18%	13,467
BLAKE MEDICAL CENTER		11,838	1,592	12%	13,430
WEST BOCA MEDICAL CENTER LAB		12,440	969	7%	13,409
PRECISION HEALTH RESOURCES LLC		12,523	871	7%	13,394
HALIFAX MEDICAL CENTER LAB	38	11,286	1,957	15%	13,281
MANATEE MEMORIAL HOSPITAL		12,039	1,092	8%	13,131
ST ANTHONY'S HOSPITAL LAB	30	11,445	1,617	12%	13,092
LEE HEALTH - HEALTH PARK MEDICAL CENTER		11,034	2,031	16%	13,065
PALM BEACH GARDENS MEDICAL CTR LAB		11,598	1,250	10%	12,848
GENOVA DIAGNOSTICS LABORATORY	70	11,303	1,115	9%	12,488
ST JOSEPHS HOSPITAL	18	10,662	1,790	14%	12,470
FLORIDA LABORATORY ANALYSIS		10,899	1,529	12%	12,428
PATHNOSTICS	43	9,843	2,450	20%	12,336
PLANTATION GENERAL HOSPITAL		10,421	1,874	15%	12,295
PHYSICIANS REGIONAL MEDICAL CENTER - PINE RIDGE RD	1	11,053	1,240	10%	12,294
LAKE CITY MEDICAL CENTER		9,959	2,301	19%	12,260
FLORIDA HOSPITAL HEARTLAND MED CTR CLINICAL LAB	33	10,698	1,513	12%	12,244
LAKE CITY HM		11,147	988	8%	12,135
LARKIN COMMUNITY HOSPITAL	10	10,557	1,553	13%	12,120
CernerELR_Advent		10,627	1,473	12%	12,100
BINAXNOW	9	9,181	2,902	24%	12,092
PWN HEALTH	17	9,952	2,080	17%	12,049
FLORIDA HOSPITAL WATERMAN LABORATORY	70	10,997	863	7%	11,930
FLORIDA MEDICAL CENTER - A CAMPUS OF NORTH SHORE	2	10,358	1,430	12%	11,790
COAST DIAGNOSTICS LLC	47	10,482	1,259	11%	11,788

COVID-19: testing by laboratory

Data through Apr 17, 2021 verified as of Apr 18, 2021 at 09:25 AM

Data in this report are provisional and subject to change.

The numbers in the table below represent the number of Florida and non-Florida residents for whom test results were received by the Department of Health. A person can be tested by more than one laboratory and can have both positive and negative results. **Therefore, the sum of the numbers in each column will be larger than the total number of people tested.**

Reporting lab	Inconclusive	Negative	Positive	Percent positive	Total
ST MARKS HOSPITAL LABORATORY B	78	10,627	1,002	9%	11,707
EXPRESS GENE MOLECULAR DIAGNOSTICS LABORATORY	1	10,121	1,536	13%	11,658
ADVENTHEALTH CENTRA CARE WATERFORD LAKES		9,722	1,912	16%	11,634
CENTRAL FLORIDA REGIONAL HOSPITAL		10,364	1,220	11%	11,584
VIKOR SCIENTIFIC	49	9,633	1,854	16%	11,536
ADVENT HEALTH - WESLEY CHAPEL	14	10,385	1,075	9%	11,474
MEASE COUNTRYSIDE LAB	14	10,163	1,290	11%	11,467
DOCTORS HOSPITAL	7	9,595	1,802	16%	11,404
NORTHSIDE HOSPITAL AND HEART INSTITUTE		10,239	1,119	10%	11,358
JOHNS HOPKINS ALL CHILDREN'S HOSPITAL		10,461	703	6%	11,164
AMERICAN FAMILY CARE	1	6,634	4,522	41%	11,157
SARKIS CLINICAL TRIALS	25	9,766	1,343	12%	11,134
CORAL SPRINGS MED CTR		10,045	1,083	10%	11,128
FLORIDA HOSPITAL DELAND	10	9,723	1,310	12%	11,043
FAU		10,139	901	8%	11,040
LEE DAVIS COMMUNITY RESOURCE CENTER		9,406	1,611	15%	11,017
LEON MEDICAL CENTERS LLC		8,737	2,202	20%	10,939
HEALTHQUEST ESOTERICS		9,347	1,582	14%	10,929
BAPTIST HEALTH SOUTH FLORIDA - COUNTRY WALK URGENT CARE		9,000	1,909	17%	10,909
NCF DIAGNOSTICS & DNA TECHNOLOGIES LAB	167	10,066	541	5%	10,774
ADVENTHEALTH CENTRA CARE ST CLOUD	1	9,194	1,507	14%	10,702
WEST PALM HOSPITAL LAB		9,797	816	8%	10,613
LARKIN COMMUNITY HOSPITAL INC DBA CARDIOTROPIC		6,819	3,620	35%	10,439
SYNERGY LABORATORIES	34	9,194	1,180	11%	10,408
LABSTAT LLC	23	9,867	478	5%	10,368
GENE BY GENE, GENOMICS RESEARCH CENTER LAB	44	9,545	630	6%	10,219
MEDARBOR DIAGNOSTICS	1	8,980	1,151	11%	10,132
OCALA REGIONAL MEDICAL CENTER		8,849	1,250	12%	10,099
AVECINA MEDICAL	4	6,205	3,872	38%	10,081
H LEE MOFFITT CANCER CENTER LABORATORY	2	9,792	265	3%	10,059
FLORIDA HOSPITAL FLAGLER	29	9,057	928	9%	10,014
BROWARD HEALTH NORTH CLINICAL LABORATORY		8,881	1,107	11%	9,988
P4 CLINICAL, LLC	205	8,728	971	10%	9,904
SRQ DRIVE THROUGH		8,944	905	9%	9,849
NORTH SHORE MEDICAL CENTER		8,174	1,608	16%	9,782
AVECINA	20	9,008	705	7%	9,733
FLORIDA HOSPITAL OF CARROLLWOOD	23	8,294	1,355	14%	9,672
PALM BEACH BALL PARK		8,607	1,029	11%	9,636
BOSTON HEART DIAGNOSTICS CORP		8,417	1,209	13%	9,626
FLORIDA HOSPITAL ZEPHYRHILLS	10	8,520	1,072	11%	9,602
LEE HEALTH - GULF COAST MEDICAL CENTER	2	7,818	1,777	19%	9,597
SANTA ROSA MEDICAL CENTER	2	7,820	1,510	16%	9,332
ADVENTHEALTH CENTRA CARE CLERMONT		8,011	1,272	14%	9,283
ADVENTHEALTH CENTRA CARE UNIVERSITY	1	8,188	1,074	12%	9,263
BAPTIST HEALTH - BEACHES		8,564	672	7%	9,236
INDIAN RIVER MEDICAL CENTER		8,156	1,076	12%	9,232

COVID-19: testing by laboratory

Data through Apr 17, 2021 verified as of Apr 18, 2021 at 09:25 AM

Data in this report are provisional and subject to change.

The numbers in the table below represent the number of Florida and non-Florida residents for whom test results were received by the Department of Health. A person can be tested by more than one laboratory and can have both positive and negative results. **Therefore, the sum of the numbers in each column will be larger than the total number of people tested.**

Reporting lab	Inconclusive	Negative	Positive	Percent positive	Total
NCH DOWNTOWN NAPLES HOSPITAL	17	8,429	746	8%	9,192
ANNE BATES LEACH EYE HOSPITAL/ ABLEH MICROBIOLOGY LABORATORY	9	8,989	127	1%	9,125
FLORIDA HOSPITAL OCALA		8,069	1,038	11%	9,107
INFORM DIAGNOSTICS, INC		8,585	514	6%	9,099
ADVENTHEALTH CENTRA CARE WINTER PARK		8,093	946	10%	9,039
ADVENTHEALTH CENTRA CARE WINTER GARDEN	1	7,971	1,035	11%	9,007
BAPTIST HEALTH SOUTH FLORIDA - MIAMI LAKES URGENT CARE		7,077	1,918	21%	8,995
CLEVELAND CLINIC MARTIN SOUTH HOSPITAL	1	8,034	956	11%	8,991
CERNERELR_BAYCARE	43	8,320	616	7%	8,979
CLEVELAND CLINIC MARTIN NORTH HOSPITAL		7,978	960	11%	8,938
MEMORIAL HOSPITAL WEST LABORATORY SERVICES	14	8,090	795	9%	8,899
BAYCARE COMMUNITY HEALTH		8,693	199	2%	8,892
SOUTH BAY HOSPITAL CLINICAL LAB	1	7,895	933	11%	8,829
MEMORIAL HOSPITAL MICRO		8,188	579	7%	8,767
KD MEDICAL CHOICE LLC	5	7,907	770	9%	8,682
ST LUCIE MEDICAL CENTER		6,989	1,582	18%	8,571
POINCIANA MEDICAL CENTER		6,748	1,808	21%	8,556
ADVENTHEALTH CENTRA CARE LAKELAND	1	7,389	1,163	14%	8,553
NCH NORTH NAPLES HOSPITAL	9	7,668	799	9%	8,476
WEST MARION COMMUNITY HOSPITAL LAB		7,075	1,362	16%	8,437
AVICINA MEDICAL OAKLEAF	3	6,977	1,330	16%	8,310
ADVENTHEALTH CENTRA CARE LEE ROAD		7,417	886	11%	8,303
ISPM LABS, LLC DBA CAPSTONE DIAGNOSTICS, LLC		7,870	397	5%	8,267
LAKEWOOD RANCH MEDICAL CENTER		7,577	645	8%	8,222
PARAMOUNT URGENT CARE	4	4,872	3,337	41%	8,213
CERNERELR_BAPTISTMIAMI	31	7,313	862	11%	8,206
FLORIDA HOSPITAL FISH MEMORIAL	19	6,959	1,207	15%	8,185
ADVENTHEALTH CENTRA CARE HUNTERS CREEK	3	6,991	1,085	13%	8,079
QDX PATHOLOGY SERVICES	2	7,625	421	5%	8,048
ATLANTIS URGENT CARE	12	6,300	1,732	22%	8,044
MORTON PLANT-MEASE	5	7,201	785	10%	7,991
ADVENTHEALTH CENTRA CARE SANFORD		6,967	971	12%	7,938
ADVENTHEALTH CENTRA CARE DR PHILLIPS		7,118	793	10%	7,911
ARCPPOINT LABS OF FORT MYERS	5	6,936	939	12%	7,880
BAYFRONT HEALTH - PORT CHARLOTTE		7,237	606	8%	7,843
BAPTIST HEALTH SOUTH FLORIDA - WESTCHESTER URGENT CARE		6,409	1,377	18%	7,786
LEE HEALTH CONVENIENT CARE - PAGE FIELD		6,906	856	11%	7,762
ADVENTHEALTH CENTRA CARE LAKE MARY	2	6,678	996	13%	7,676
HIALEAH HOSPITAL	4	5,974	1,673	22%	7,651
EMERALD COAST URGENT CARE		5,984	1,635	21%	7,619
ADVENTHEALTH CENTRA CARE APOPKA	1	6,530	1,083	14%	7,614
NCH NORTH NAPLES HOSPITAL LAB	15	6,733	830	11%	7,578
ADVENTHEALTH CENTRA CARE MOUNT DORA		6,406	1,145	15%	7,551
ADVENTIST HEALTH SYSTEMS, SUNBELT INC		6,498	1,008	13%	7,506
BAPTIST HEALTH SOUTH FLORIDA - DORAL URGENT CARE		6,031	1,467	20%	7,498
SPORTS DRUG TESTING LABORATORY	121	7,142	191	3%	7,454

COVID-19: testing by laboratory

Data through Apr 17, 2021 verified as of Apr 18, 2021 at 09:25 AM

Data in this report are provisional and subject to change.

The numbers in the table below represent the number of Florida and non-Florida residents for whom test results were received by the Department of Health. A person can be tested by more than one laboratory and can have both positive and negative results. **Therefore, the sum of the numbers in each column will be larger than the total number of people tested.**

Reporting lab	Inconclusive	Negative	Positive	Percent positive	Total
ADVENTHEALTH CENTRA CARE KISSIMMEE		6,664	755	10%	7,419
EGLIN AIR FORCE BASE	14	5,669	1,700	23%	7,383
OVIEDO MEDICAL CENTER		6,589	751	10%	7,340
BAPTIST HEALTH - NASSAU		6,924	365	5%	7,289
COMMUNITY HEALTH CENTERS OF PINELLAS INC	1	5,838	1,352	19%	7,191
HOLIDAY CVS LLC		6,769	390	5%	7,159
MEDEXPRESS URGENT CARE OF BOYNTON BEACH LLC		6,566	580	8%	7,146
MINUTECLINIC LLC		6,027	1,053	15%	7,080
MEDEXPRESS URGENT CARE	2	4,886	2,168	31%	7,056
IMPERIAL POINT MEDICAL CENTER		6,427	616	9%	7,043
EMPIRE CITY LABORATORIES INC	91	5,966	980	14%	7,037
ADVENTHEALTH EXPRESS CARE		5,818	1,214	17%	7,032
ADVENTHEALTH CENTRA CARE ALTAMONTE		6,146	880	13%	7,026
AVERO DIAGNOSTICS - IRVING	11	6,521	475	7%	7,007
ST PETERSBURG GENERAL HOSPITAL		5,947	1,017	15%	6,964
SUNCOAST PATHOLOGY ASSOCIATES		6,370	591	8%	6,961
UNKNOWN	5	3,523	3,324	49%	6,852
DYNIX DIAGNOSTIX		6,185	667	10%	6,852
LUMINUS DIAGNOSTICS		6,284	557	8%	6,841
MEDEXPRESS URGENT CARE HUDSON		5,823	955	14%	6,778
ACUTIS DIAGNOSTICS	171	5,423	1,122	17%	6,716
CLINICAL REFERENCE LABORATORY	2	6,353	348	5%	6,703
ST JOSEPHS NORTH HOSPITAL LAB	7	5,670	979	15%	6,656
ADVENTHEALTH CENTRA CARE AZALEA PARK		5,689	948	14%	6,637
VISTA CLINICAL	8	3,890	2,717	41%	6,615
FORT WALTON BEACH MEDICAL CENTER		5,668	926	14%	6,594
AHCC WESLEY CHAPEL		5,787	758	12%	6,545
SOLARIS DIAGNOSTICS	11	5,939	589	9%	6,539
ADVENTHEALTH CENTRA CARE OVIEDO		5,537	905	14%	6,442
ADVENT HEALTH - HEART OF FLORIDA ER	1	5,567	870	14%	6,438
FLORIDA HOSPITAL NORTH PINELLAS	11	5,897	511	8%	6,419
MINUTECLINIC LLC #1067		5,469	881	14%	6,350
MICROGEN DX	4	5,537	719	11%	6,260
WELLINGTON REGIONAL MEDICAL CENTER		5,715	509	8%	6,224
MINUTECLINIC		5,318	904	15%	6,222
NORTHWEST FLORIDA COMMUNITY HOSPITAL	47	4,702	1,460	24%	6,209
BAPTIST HEALTH SOUTH FLORIDA - PEMBROKE PINES URGENT CARE		5,137	1,066	17%	6,203
ANGEL KIDS PEDIATRICS		5,872	329	5%	6,201
HOLMES REG MED CENTER CLINICAL LAB		5,491	677	11%	6,168
MINUTECLINIC LLC #3703		5,018	1,132	18%	6,150
MINUTECLINIC LLC #8396		5,238	911	15%	6,149
FLORIDA COMMUNITY HEALTH CENTER		4,907	1,193	20%	6,100
ADVENTHEALTH CENTRA CARE LONGWOOD		5,257	767	13%	6,024
DOCTORS URGENT CARE LLC	1	4,906	1,105	18%	6,012
PUTNAM COMMUNITY MEDICAL CENTER		5,262	741	12%	6,003
ADVENTHEALTH CENTRA CARE SOUTH ORANGE		5,119	841	14%	5,960

COVID-19: testing by laboratory

Data through Apr 17, 2021 verified as of Apr 18, 2021 at 09:25 AM

Data in this report are provisional and subject to change.

The numbers in the table below represent the number of Florida and non-Florida residents for whom test results were received by the Department of Health. A person can be tested by more than one laboratory and can have both positive and negative results. **Therefore, the sum of the numbers in each column will be larger than the total number of people tested.**

Reporting lab	Inconclusive	Negative	Positive	Percent positive	Total
PRO CLINIC		4,859	1,083	18%	5,942
BAYFRONT HEALTH - VENICE REGIONAL MEDICAL	1	5,374	537	9%	5,912
COASTAL MED URGENT CARE		4,328	1,554	26%	5,882
ADVENTHEALTH CENTRA CARE ORANGE LAKE		5,124	724	12%	5,848
SOUTH FLORIDA BAPTIST HOSPITAL MICRO	4	4,867	975	17%	5,846
DOCTORS URGENT CARE OF LUTZ LLC	1	4,723	1,119	19%	5,843
FLORIDA FAMILY LABORATORY, INC DBA	46	5,338	452	8%	5,836
URGENT CARE OF THE PALM BEACHES		4,828	971	17%	5,799
ADVENTHEALTH CENTRA CARE PORT ORANGE		4,879	916	16%	5,795
LABORATORY OF FLORIDA LLC	41	5,255	483	8%	5,779
HEALTH FIRST ADVENTHEALTH CENTRA CARE - TITUSVILLE		4,833	869	15%	5,702
PARAMOUNT URGENT CARE INC	1	3,447	2,252	40%	5,700
ADVENTHEALTH CENTRA CARE SAND LAKE		5,062	610	11%	5,672
UNIVERSITY HOSPITAL AND MEDICAL CENTER		4,316	1,313	23%	5,629
PHARMCO RX	2	5,312	310	6%	5,624
SUNRISE MEDICAL LABORATORIES	2	5,202	401	7%	5,605
ALTRU DIAGNOSTICS INC	5	5,388	210	4%	5,603
MEDEXPRESS URGENT CARE - ROYAL PALM BEACH		4,952	610	11%	5,562
MEDICAL DNA LABS LLC	3	5,059	482	9%	5,544
MEDCOMP SCIENCES LLC	126	3,398	2,015	36%	5,539
PEDIATRIC HEALTH CARE ALLIANCE PA		5,067	462	8%	5,529
MEDEXPRESS URGENT CARE - GOLDEN GATE		4,864	655	12%	5,519
ADVENTHEALTH CENTRA CARE LEESBURG		4,503	1,012	18%	5,515
MEDEXPRESS URGENT CARE - ESTERO		4,919	585	11%	5,504
BAPTIST HEALTH - NORTH		4,371	1,116	20%	5,487
PALMS OF PASADENA HOSPITAL		4,904	573	10%	5,477
URGENT CARE CURE	2	4,706	759	14%	5,467
TROPICANA FIELD - LOT 2	19	4,935	494	9%	5,448
BAPTIST HEALTH SOUTH FLORIDA - CORAL SPRINGS URGENT CARE		4,631	772	14%	5,403
ESCAMBIA COMMUNITY CLINICS INC	8	4,095	1,296	24%	5,399
MINUTE CLINIC LLC		4,678	709	13%	5,387
BAPTIST HEALTH SOUTH FLORIDA - KENDALE LAKES URGENT CARE		4,348	1,036	19%	5,384
DOCTORS HOSPITAL OF SARASOTA CLINICAL LABORATORY		4,644	672	13%	5,316
WESTCHESTER HOSPITAL	23	4,329	961	18%	5,313
THE CENTER FOR URGENT CARE	3	4,445	864	16%	5,312
BAPTIST HEALTH SOUTH FLORIDA - TAMiami TRAIL URGENT CARE		4,264	1,040	20%	5,304
MEDEXPRESS URGENT CARE PALM BEACH GARDENS		4,819	479	9%	5,298
HEALTH FIRST ADVENTHEALTH CENTRA CARE GATEWAY	1	4,754	535	10%	5,290
MARTIN HOSPITAL SOUTH LAB		4,966	291	6%	5,257
TALLAHASSEE PRIMARY CARE ASSOCIATES		4,618	605	12%	5,223
PARAMOUNT URGENT CARE - WINDERMERE	2	3,429	1,745	34%	5,176
TRINITY SPRINGS		4,422	729	14%	5,151
RAULERSON HOSPITAL		4,297	843	16%	5,140
GENOSUR LLC	17	5,031	69	1%	5,117
BAPTIST HEALTH SOUTH FLORIDA - PINECREST URGENT CARE		4,304	717	14%	5,021
BAPTIST HEALTH SOUTH FLORIDA - CORAL GABLES (UNIVERSITY) URGENT CARE		4,310	703	14%	5,013

COVID-19: testing by laboratory

Data through Apr 17, 2021 verified as of Apr 18, 2021 at 09:25 AM

Data in this report are provisional and subject to change.

The numbers in the table below represent the number of Florida and non-Florida residents for whom test results were received by the Department of Health. A person can be tested by more than one laboratory and can have both positive and negative results. **Therefore, the sum of the numbers in each column will be larger than the total number of people tested.**

Reporting lab	Inconclusive	Negative	Positive	Percent positive	Total
MINUTECLINIC LLC # 0709		4,211	786	16%	4,997
BAPTIST HEALTH SOUTH FLORIDA - CORAL GABLES URGENT CARE		4,145	843	17%	4,988
MEDEXPRESS URGENT CARE - LAKE LAND		4,347	614	12%	4,961
BAYFRONT HEALTH - SEVEN RIVERS		4,456	428	9%	4,884
BAPTIST HEALTH SOUTH FLORIDA - PALMETTO BAY URGENT CARE		4,053	782	16%	4,835
BETHESDA HOSPITAL WEST		4,337	491	10%	4,828
QUICK CARE MED PL	2	4,096	721	15%	4,819
BAYFRONT HEALTH - BROOKSVILLE		4,248	516	11%	4,764
ADVENTHEALTH PROMPT CARE	2	3,493	1,265	27%	4,760
FLAGLER HOSPITAL LABORATORY	8	3,653	1,060	22%	4,721
ASCENSION SACRED HEART - EMERALD COAST		3,934	765	16%	4,699
MEASE DUNEDIN HOSPITAL	5	4,186	502	11%	4,693
NIGHT LITE PEDIATRICS	4	3,344	1,260	27%	4,608
ADVENTHEALTH CENTRA CARE COLONIAL TOWN	2	4,103	494	11%	4,599
PREMIER MEDICAL	2	4,492	94	2%	4,588
MOFFITT CANCER CENTER	6	4,470	99	2%	4,575
PREMIER URGENT CARE OF BREVARD LLC	4	4,000	571	12%	4,575
BAYFRONT HEALTH - PUNTA GORDA		4,174	339	8%	4,513
BAYFRONT HEALTH - SPRING HILL		4,128	370	8%	4,498
VENTURE MEDICAL OF FLORIDA LLC		4,133	335	7%	4,468
HOLIDAY CVS LLC DBA CVS PHARMACY #5154		4,330	117	3%	4,447
DESOTO MEMORIAL HOSPITAL	3	3,662	776	17%	4,441
MEDIPATH LLC		3,941	494	11%	4,435
TWIN CITIES HOSPITAL	1	3,899	519	12%	4,419
MEMORIAL HOSPITAL- MIRAMAR	12	4,062	321	7%	4,395
ENGLEWOOD COMMUNITY HOSPITAL		3,997	387	9%	4,384
US BIOTEK LABORATORIES	15	3,983	369	8%	4,367
GENESIS DIAGNOSTICS		4,110	251	6%	4,361
ADVENTIST HEALTH SYSTEMS SUNBELT IN DBA		3,862	495	11%	4,357
PALMS MEDICAL GROUP	5	2,979	1,363	31%	4,347
MINUTECLINIC LLC #3463		3,618	725	17%	4,343
ACCU REFERENCE MEDICAL LAB	9	3,524	799	18%	4,332
BAYA PHARMACY & URGENT CARE		3,177	1,113	26%	4,290
DOCTORS TEST CENTERS		3,801	488	11%	4,289
ADVENTHEALTH CENTRA CARE WINTER HAVEN	1	3,215	1,061	25%	4,277
MINUTECLINIC LLC #3631		3,623	636	15%	4,259
AMELIA URGENT CARE		2,626	1,625	38%	4,251
MEDEXPRESS URGENT CARE CAPE CORAL		3,636	599	14%	4,235
LAKE SIDE MEDICAL CENTER		3,379	839	20%	4,218
MINUTECLINIC LLC 5852		3,598	597	14%	4,195
ADVENTHEALTH CENTRA CARE		3,696	460	11%	4,156
MINUTECLINIC LLC #5253		3,446	708	17%	4,154
MINUTECLINIC LLC #5249		3,338	753	18%	4,091
NIGHT LITE PEDIATRICS URGENT CARE	1	3,417	649	16%	4,067
BAYFRONTVENICEREGIONAL		3,882	130	3%	4,012
MINUTECLINIC LLC #5190		3,290	714	18%	4,004

COVID-19: testing by laboratory

Data through Apr 17, 2021 verified as of Apr 18, 2021 at 09:25 AM

Data in this report are provisional and subject to change.

The numbers in the table below represent the number of Florida and non-Florida residents for whom test results were received by the Department of Health. A person can be tested by more than one laboratory and can have both positive and negative results. **Therefore, the sum of the numbers in each column will be larger than the total number of people tested.**

Reporting lab	Inconclusive	Negative	Positive	Percent positive	Total
MEDEXPRESS URGENT CARE LEHIGH ACRES		3,406	544	14%	3,950
SPECTOR SCIENTIFIC LAB	14	2,964	945	24%	3,923
BAPTIST HEALTH SOUTH FLORIDA - DAVIE URGENT CARE		3,216	699	18%	3,915
MINUTECLINIC LLC #5854		3,228	666	17%	3,894
MC DIAGNOSTIC OF CONNECTICUT, PC #2220		3,326	532	14%	3,858
HIGHLANDS REGIONAL MEDICAL CENTER		2,991	818	21%	3,809
BAPTIST HEALTH SOUTH FLORIDA - WESTON URGENT CARE		3,290	501	13%	3,791
SIPARADIGM LLC	55	3,461	259	7%	3,775
ADVENT HEALTH - NEW SMYRNA		3,107	646	17%	3,753
MINUTECLINIC LLC #3662		3,164	567	15%	3,731
CARENOW URGENT CARE	1	2,309	1,398	38%	3,708
HEALTH FIRST ADVENTHEALTH CENTRA CARE COCOA		3,334	365	10%	3,699
LOWER KEYS MEDICAL CENTER		3,375	311	8%	3,686
BARTOW REGIONAL MEDICAL CENTER	1	3,087	561	15%	3,649
MINUTECLINIC LLC # 3930		3,121	524	14%	3,645
PRECISION HEALTH SOLUTIONS		3,449	180	5%	3,629
PHYSICIANS REGIONAL MEDICAL CENTER - COLLIER BLVD	1	2,776	850	23%	3,627
SCION LAB SERVICES LLC	26	3,307	285	8%	3,618
CLARITY LAB SOLUTIONS LLC		3,608	4	0%	3,612
PROHEALTH	3	2,025	1,581	44%	3,609
EXACT SCIENCES LABORATORIES, LLC		3,283	305	9%	3,588
BRASHEAR'S VITAL CARE CORP		2,832	753	21%	3,585
MINUTECLINIC LLC #1771		3,021	563	16%	3,584
PARAMOUNT URGENT CARE - ORLANDO		2,533	1,049	29%	3,582
MINUTECLINIC LLC #7887		3,126	455	13%	3,581
ADVENTHEALTH CENTRA CARE KIDS LAKE MARY		3,308	267	7%	3,575
MINUTECLINIC LLC #7886		3,101	472	13%	3,573
BAPTIST HEALTH SOUTH FLORIDA - BRICKELL URGENT CARE		2,952	619	17%	3,571
MINUTECLINIC LLC #5214		3,053	512	14%	3,565
MINUTECLINIC LLC #4415		3,028	537	15%	3,565
MINUTECLINIC LLC #4458		2,969	569	16%	3,538
VERILY LIFE SCIENCES	3	3,473	59	2%	3,535
ADVENT HEALTH CENTRA CARE -WINTER PARK KIDS URGENT CARE	4	3,240	284	8%	3,528
MEDEXPRESS URGENT CARE - DELAND		3,143	385	11%	3,528
HEALTH FIRST ADVENTHEALTH CENTRA CARE MALABAR		3,170	344	10%	3,514
BAPTIST HEALTH URGENT CARE AT SAWGRASS		2,915	590	17%	3,505
MINUTECLINIC LLC # 0514		3,046	445	13%	3,491
MINUTECLINIC LLC #7225		2,943	543	16%	3,486
MINUTECLINIC LLC #3814		2,945	519	15%	3,464
STEWART ROCKLEDGE HOSPITAL	2	3,078	378	11%	3,458
AFC PHYSICIANS OF FLORIDA		2,651	793	23%	3,444
MINUTECLINIC, LLC #4015		2,740	693	20%	3,433
MIDWAY SPECIALTY CARE CENTER DIAGNOSTICS	38	3,154	239	7%	3,431
MEDEXPRESS URGENT CARE - VERO BEACH		2,958	440	13%	3,398
IMMOKALEE CHD		3,155	234	7%	3,389
MINUTECLINIC LLC #3257		2,825	561	17%	3,386

COVID-19: testing by laboratory

Data through Apr 17, 2021 verified as of Apr 18, 2021 at 09:25 AM

Data in this report are provisional and subject to change.

The numbers in the table below represent the number of Florida and non-Florida residents for whom test results were received by the Department of Health. A person can be tested by more than one laboratory and can have both positive and negative results. **Therefore, the sum of the numbers in each column will be larger than the total number of people tested.**

Reporting lab	Inconclusive	Negative	Positive	Percent positive	Total
MINUTECLINIC LLC # 3686		2,878	507	15%	3,385
MEDONE PLLC		2,562	800	24%	3,362
MINUTECLINIC, LLC #3204		2,798	561	17%	3,359
WALGREEN CO	2	2,962	382	11%	3,346
BAPTIST HEALTH EMERGENCY CENTER COUNTRY WALK	1	2,786	502	15%	3,289
PRIMEHEALTH URGENT CARE INC		2,801	484	15%	3,285
MARION E FETHER MEDICAL CENTER, THE		2,988	280	9%	3,268
BMCT Molecular Diagnostics Subsection		2,731	526	16%	3,257
MINUTECLINIC LLC #1055		2,672	577	18%	3,249
MINUTECLINIC LLC #3291		2,775	473	15%	3,248
MINUTECLINIC LLC #3003		2,648	591	18%	3,239
SELECT LABORATORIES - MARION COUNTY, FL LLC	5	2,903	307	10%	3,215
BAPTIST HEALTH - CLAY		2,797	418	13%	3,215
MINUTECLINIC LLC #7973		2,778	435	14%	3,213
MINUTECLINIC LLC # 3579		2,643	555	17%	3,198
MINUTECLINIC, LLC #5817		2,643	542	17%	3,185
ADVENTHEALTH CENTRA CARE CONWAY		2,693	483	15%	3,176
MARINERS HOSPITAL	1	2,872	301	9%	3,174
MEMORIAL HOSPITAL PEMBROKE	3	2,799	360	11%	3,162
MINUTECLINIC LLC #3748		2,566	583	19%	3,149
GESSLER CLINIC	2	2,170	968	31%	3,140
MINUTECLINIC LLC # 7933		2,769	365	12%	3,134
MINUTECLINIC LLC #3705		2,757	372	12%	3,129
MINUTECLINIC LLC #3255		2,735	365	12%	3,100
MINUTECLINIC LLC #5924		2,655	436	14%	3,091
ACCESS POINT HEALTHCARE URGENT & PRIMARY CARE	2	2,392	695	22%	3,089
MINUTECLINIC LLC #7173		2,668	410	13%	3,078
PARAMOUNT URGENT CARE - OVIEDO		2,156	914	30%	3,070
VA PAIN CLINIC	4	2,920	110	4%	3,034
MEDEXPRESS URGENT CARE CORAL SPRINGS		2,689	333	11%	3,022
MINUTECLINIC LLC #3654		2,505	508	17%	3,013
MINUTECLINIC LLC #5216		2,595	417	14%	3,012
MINUTECLINIC, LLC (CLINIC 10699)		2,626	385	13%	3,011
MEDEXPRESS FORT MYERS		2,618	371	12%	2,989
VETERANS AFFAIRS MEDICAL CENTER - ORLANDO	1	1,343	1,633	55%	2,977
KEYS AHEC SCHOOL MEDICAL CLINIC	15	2,822	133	4%	2,970
MEDIQUICK URGENT CARE CENTERS INC		2,240	706	24%	2,946
NXGEN MDX LLC	6	2,602	319	11%	2,927
MINUTECLINIC LLC #1807		2,449	472	16%	2,921
MINUTECLINIC LLC #4612		2,389	532	18%	2,921
BAPTIST HEALTH - OAKLEAF		2,434	459	16%	2,893
MINUTECLINIC LLC #3285		2,518	374	13%	2,892
MINUTECLINIC LLC #4024		2,532	357	12%	2,889
STONE CLINICAL LABORATORIES		2,790	96	3%	2,886
WALGREENS ORLANDO	3	2,538	340	12%	2,881
LAKELAND REGIONAL HEALTH PABLO		2,537	339	12%	2,876

COVID-19: testing by laboratory

Data through Apr 17, 2021 verified as of Apr 18, 2021 at 09:25 AM

Data in this report are provisional and subject to change.

The numbers in the table below represent the number of Florida and non-Florida residents for whom test results were received by the Department of Health. A person can be tested by more than one laboratory and can have both positive and negative results. **Therefore, the sum of the numbers in each column will be larger than the total number of people tested.**

Reporting lab	Inconclusive	Negative	Positive	Percent positive	Total
PHYSICIANS PRIMARY CARE	2	2,587	279	10%	2,868
BLUE MED CONSULTANTS		2,753	109	4%	2,862
MINUTECLINIC LLC #3648		2,347	512	18%	2,859
MINUTECLINIC LLC #6007		2,456	403	14%	2,859
HEALTH CARE DISTRICT OF PALM BEACH COUNTY	2	2,622	233	8%	2,857
CAREFAST+	1	2,073	774	27%	2,848
MINUTECLINIC LLC #4201		2,461	371	13%	2,832
BAPTIST HEALTHCARE - GULF BREEZE HOSPITAL	3	2,348	474	17%	2,825
BAY MEDICAL CENTER SACRED HEART HEALTH SYSTEM		2,205	608	22%	2,813
MINUTECLINIC LLC #476		2,429	377	13%	2,806
ADVENT HEALTH - DADE CITY		2,464	339	12%	2,803
MINUTECLINIC LLC #1350		2,457	336	12%	2,793
MEDEXPRESS URGENT CARE - CLEWISTON		2,333	459	16%	2,792
CELESTA MEDICAL SERVICES LLC DBA - AMERICAN RESEARCH LABS		2,544	236	8%	2,780
MINUTECLINIC LLC #8381		2,416	353	13%	2,769
CITRUS MEMORIAL HOSPITAL LABORATORY		2,251	509	18%	2,760
AFC PHYSICIANS OF FLORIDA PA		2,224	536	19%	2,760
MINUTECLINIC LLC #1821		2,453	304	11%	2,757
SACRED HEART HEALTH SYSTEM, INC	1	1,871	872	32%	2,744
VITRO MOLECULAR LABORATORIES	50	2,492	199	7%	2,741
MINUTECLINIC LLC #3635		2,369	369	13%	2,738
CHARLES AIESI CONSULTING INC	13	2,426	287	11%	2,726
MINUTECLINIC LLC #5157		2,349	343	13%	2,692
BAPTIST HEALTH SOUTH FLORIDA - MIAMI BEACH URGENT CARE		2,285	397	15%	2,682
MEDEXPRESS URGENT CARE BOCA RATON		2,435	245	9%	2,680
EMERGENCY PHYSICIANS MEDICAL CENTER		1,548	1,131	42%	2,679
JUPITER MEDICAL CENTER URGENT CARE		2,087	582	22%	2,669
AMELIA EXPRESS CARE LLC	10	2,316	334	13%	2,660
DR G'S URGENT CARE		2,305	352	13%	2,657
MINUTECLINIC LLC #5069		2,212	423	16%	2,635
DONALD W ROBERTSON DO PA		2,059	575	22%	2,634
EMERALD COAST URGENT CARE, LLC	1	1,971	660	25%	2,632
PATIENTS FIRST - THOMASVILLE ROAD		2,292	279	11%	2,571
ADVENT HEALTH - OCALA		2,124	447	17%	2,571
PARRISH MEDICAL CENTER	1	2,254	313	12%	2,568
MINUTECLINIC, LLC # 4469		2,259	301	12%	2,560
JACKSON HOSPITAL CLINICAL LABORATORY		2,221	319	13%	2,540
FLORIDA MEDICAL CLINIC	3	1,165	1,369	54%	2,537
LAKE WALES MEDICAL CENTER INC		2,224	299	12%	2,523
BOND URGENT CARE LLC		1,888	616	25%	2,504
MINUTECLINIC LLC #214		2,085	400	16%	2,485
EMERALD COAST URGENT CARE LLC		1,825	657	26%	2,482
TAMPA COMMUNITY HOSPITAL		2,125	353	14%	2,478
MINUTECLINIC LLC #1815		2,183	266	11%	2,449
WHOLE FAMILY HEALTH CENTER INC		1,983	455	19%	2,438
PHYSICIANS STAT LAB	3	1,076	1,341	55%	2,420

COVID-19: testing by laboratory

Data through Apr 17, 2021 verified as of Apr 18, 2021 at 09:25 AM

Data in this report are provisional and subject to change.

The numbers in the table below represent the number of Florida and non-Florida residents for whom test results were received by the Department of Health. A person can be tested by more than one laboratory and can have both positive and negative results. **Therefore, the sum of the numbers in each column will be larger than the total number of people tested.**

Reporting lab	Inconclusive	Negative	Positive	Percent positive	Total
NCHMD INC		2,038	379	16%	2,417
COMMUNITY HEALTH NORTHWEST FLORIDA	4	1,857	554	23%	2,415
INTELEX LABS, LLC		2,320	78	3%	2,398
ASCENSION SACRED HEART - GULF		1,847	540	23%	2,387
MEDEXPRESS PORT CHARLOTTE		2,131	253	11%	2,384
MINI ER WATERFORD LAKES, THE		2,046	332	14%	2,378
GENOME LLC	2	2,197	173	7%	2,372
CORE DIAGNOSTIC LABORATORIES LLC	17	1,999	329	14%	2,345
MINUTECLINIC LLC #3236		1,988	339	15%	2,327
PHYSICIAN ASSOCIATES		2,070	241	10%	2,311
LEE HEALTH - COCONUT POINT CLINICAL LAB	2	1,872	433	19%	2,307
ASSOCIATED PATHOLOGISTS, LLC	3	1,892	395	17%	2,290
OPTUM LABS LLC	1	2,049	202	9%	2,252
UNIVERSITY OF NORTH FLORIDA STUDENT HEALTH		2,169	78	3%	2,247
PRIMEHEALTH URGENT CARE	1	1,865	361	16%	2,227
PENSACOLA PEDIATRICS PA	1	2,027	176	8%	2,204
MINUTECLINIC LLC #3637		1,774	427	19%	2,201
FLOWERS HOSPITAL		1,998	192	9%	2,190
NCH NORTHEAST	7	1,714	453	21%	2,174
BAPTIST HEALTH EMERGENCY CENTER AT WEST CORAL WAY		1,766	407	19%	2,173
FIU-HEALTH AUXILIARY LABORATORY	6	1,985	129	6%	2,120
MEDICAL CONSULTANTS OF FLORIDA, LLC	2	1,793	316	15%	2,111
MARTIN HEALTH SYSTEM - ST LUCIE WEST		1,911	193	9%	2,104
LITTLE PINE PEDIATRICS	1	1,773	275	13%	2,049
GENUS3		1,951	74	4%	2,025
DOC SMILEYS URGENT CARE LLC		1,650	367	18%	2,017
BARDMOOR LABORATORY	9	1,693	310	15%	2,012
GRAVITY DIAGNOSTICS, LLC	6	1,816	178	9%	2,000
WILLIAM OWEN PASS PARK		1,738	257	13%	1,995
MINUTECLINIC LLC #8927		1,685	309	15%	1,994
ARCPPOINT LABS		1,389	598	30%	1,987
MINUTECLINIC LLC		1,736	244	12%	1,980
STATMED OCALA	7	1,779	192	10%	1,978
ADVANCED MEDICAL OF NAPLES LLC		1,749	207	11%	1,956
DOC SMILEY'S URGENT CARE		1,706	247	13%	1,953
MINUTECLINIC LLC #5187		1,696	252	13%	1,948
BAYFRONT HEALTH - CITRUS HILLS		1,714	226	12%	1,940
MEDFAST URGENT CARE CENTERS LLC	2	608	1,328	69%	1,938
WHITE WILSON MEDICAL CENTER		562	1,372	71%	1,934
BIO-TECH CLINICAL LABORATORIES INC		1,629	259	14%	1,888
MINUTECLINIC, LLC #3245		1,531	355	19%	1,886
BROWNWOOD CARE CENTER		1,645	229	12%	1,874
LABORATORY SPECIALISTS OF MICHIGAN		1,533	327	18%	1,860
MIAMI JEWISH HEALTH SYSTEMS		1,771	75	4%	1,846
GENESIS LABORATORY MANAGEMENT	14	1,580	246	13%	1,840
READY RESPONDERS FLORIDA, PLLC		1,566	249	14%	1,815

COVID-19: testing by laboratory

Data through Apr 17, 2021 verified as of Apr 18, 2021 at 09:25 AM

Data in this report are provisional and subject to change.

The numbers in the table below represent the number of Florida and non-Florida residents for whom test results were received by the Department of Health. A person can be tested by more than one laboratory and can have both positive and negative results. **Therefore, the sum of the numbers in each column will be larger than the total number of people tested.**

Reporting lab	Inconclusive	Negative	Positive	Percent positive	Total
KETAMINE HEALTH CENTERS LLC	1	1,661	152	8%	1,814
NEIGHBORHOOD MEDICAL CENTER INC	17	1,597	185	10%	1,799
ED FRASER MEMORIAL HOSPITAL		1,519	250	14%	1,769
IGENOMIX USA LLC	51	1,547	162	9%	1,760
RIVER TOWN DIAGNOSTIC LLC		1,470	286	16%	1,756
SPARROW HEALTHCARE	2	1,490	254	15%	1,746
TOM LEE COMMUNITY HEALTH CENTER	1	1,197	546	31%	1,744
HEALTH CENTRAL CLINICAL LABORATORY		1,541	194	11%	1,735
NORTH SHORE LONG ISLAND JEWISH HEALTH	1	1,639	93	5%	1,733
Community_Health		1,533	199	11%	1,732
OPTUMCARE FLORIDA LLC		1,418	296	17%	1,714
PROJECT HEALTH, INC SUMTERVILLE	5	1,394	306	18%	1,705
LABTECH DIAGNOSTIC		1,404	291	17%	1,695
JW PLASTIC SURGERY		1,449	244	14%	1,693
PROHEALTH MEDICAL CLINIC		1,045	637	38%	1,682
SHELL POINT NURSING PAVILION	1	1,598	76	5%	1,675
PATIENTS FIRST LAKE ELLA MEDICAL CENTER		1,507	161	10%	1,668
SUNRISE URGENT CARE ASSOCIATES LLC D/B/A	9	1,151	491	30%	1,651
ER QUICKCARE PL		1,418	228	14%	1,646
ELLENTON URGENT CARE		1,379	234	15%	1,613
BAPTIST HEALTH SOUTH FLORIDA - KEY BISCANE URGENT CARE EXPRESS		1,417	193	12%	1,610
OPTEO LABORATORY		1,569	35	2%	1,604
FLORIDA DEPARTMENT OF HEALTH IN POLK COUNTY	2	1,219	380	24%	1,601
MEDEXPRESS URGENT CARE - JAX ATLANTIC BLVD		1,377	216	14%	1,593
VRL EUROFINIS		1,551	40	3%	1,591
ASSURANCE SCIENTIFIC LABORATORIES	1	1,296	283	18%	1,580
QUICK CARE MED		1,264	311	20%	1,575
MELBOURNE MEDICAL LABORATORY	2	1,367	204	13%	1,573
FIRST QUALITY LABORATORY		1,473	99	6%	1,572
BAPTIST HEALTH SOUTH FLORIDA - COUNTRY WALK URGENT CARE EXPRESS		1,327	244	16%	1,571
PEDIATRIC HEALTH CARE ALLIANCE - NORTHDAL		1,429	138	9%	1,567
UNIVERSITY OF ALABAMA AT BIRMINGHAM		1,496	48	3%	1,544
BIOCERNA LLC	9	1,365	166	11%	1,540
ADVENTHEALTH CENTRA CARE TRINITY		1,332	206	13%	1,538
PARAMOUNT URGENT CARE - CLERMONT		870	664	43%	1,534
BROAD INSTITUTE CLINICAL SEQUENCING RESEARCH PLATFORM	14	1,467	52	3%	1,533
INNOVATIVE TRANSFUSION MEDICINE, INC	11	1,325	179	12%	1,515
CAREMED CLINIC LLC	1	1,203	300	20%	1,504
ST ANNES NURSING CENTER		1,465	33	2%	1,498
PARAMOUNT URGENT CARE VILLAGES		953	540	36%	1,493
ABSOLUTE GENOMICS	2	1,259	225	15%	1,486
BAPTIST HEALTHCARE - JAY HOSPITAL	3	1,106	373	25%	1,482
CAREFAST MURABELLA		978	499	34%	1,477
APALACHEE CORRECTIONAL INSTITUTION EAST UNIT		1,449	26	2%	1,475
UHEALTH CLINIC AT WALGREENS		1,192	278	19%	1,470
NYU HOSPITALS CENTER CLINICAL LABORATORIES		1,410	46	3%	1,456

COVID-19: testing by laboratory

Data through Apr 17, 2021 verified as of Apr 18, 2021 at 09:25 AM

Data in this report are provisional and subject to change.

The numbers in the table below represent the number of Florida and non-Florida residents for whom test results were received by the Department of Health. A person can be tested by more than one laboratory and can have both positive and negative results. **Therefore, the sum of the numbers in each column will be larger than the total number of people tested.**

Reporting lab	Inconclusive	Negative	Positive	Percent positive	Total
SMA LAB	12	1,285	159	11%	1,456
MYTEST DIAGNOSTICS		1,385	69	5%	1,454
ADVANCE MEDICAL OF NAPLES		327	1,124	77%	1,451
PALM BAY HOSPITAL CLINICAL LABORATORY		1,061	386	27%	1,447
TREASURE COAST MEDICAL ASSOCIATES INC		747	697	48%	1,444
EUROFINS NTD, LLC		1,399	45	3%	1,444
UHEALTH DEERFIELD BEACH/UMSYLVESTER DEERFIELD BEACH LABORATORY	3	1,380	55	4%	1,438
TEMPUS CLINICAL LABORATORY	10	1,264	153	11%	1,427
PATIENTS CHOICE LABORATORIES		831	592	42%	1,423
CREEKSIDE CARE CENTER	1	1,229	180	13%	1,410
COASTAL LABORATORIES	1	1,120	287	20%	1,408
PRIMARY CARE SOUTH INC		920	477	34%	1,397
AMELIA EXPRESS CARE	1	772	618	44%	1,391
ASCENSION ST VINCENT'S - SOUTHSIDE		1,308	49	4%	1,357
ADDICTION LABS OF AMERICA	3	1,269	80	6%	1,352
VAVA PARTNERS LLC		528	821	61%	1,349
NORTH VISTA HOSPITAL LABORATORY		1,143	203	15%	1,346
LAB24 INC	3	643	676	51%	1,322
XPRESS URGENT CARE	4	1,106	200	15%	1,310
AMERICAN SCIENTIFIC LABORATORIES LLC		1,286	19	1%	1,305
LPG COCONUT POINT		1,083	214	16%	1,297
HOLIDAY CVS LLC DBA CVSPHARMACY #5155		1,229	65	5%	1,294
PROJECT HEALTH INC	4	1,097	187	15%	1,288
PALM HARBOR PHARMACY		1,117	168	13%	1,285
PALM BEACH ATLANTIC UNIVERSITY		1,242	42	3%	1,284
COLLIER URGENT CARE CENTERS CREEKSIDE		1,121	156	12%	1,277
NAPLES URGENT CARE	1	830	437	34%	1,268
NORTH FLORIDA PEDIATRICS - LAKE CITY		1,041	219	17%	1,260
SOLARIS HEALTHCARE PALATKA		1,154	105	8%	1,259
ST PETERSBURG PEDIATRICS	1	1,132	123	10%	1,256
NORTH FLORIDA PEDIATRICS-TALLAHASSEE	1	1,145	103	8%	1,249
STAGEZERO LIFE SCIENCES INC	4	1,141	104	8%	1,249
GROWING TOGETHER PEDIATRICS LLC		1,179	67	5%	1,246
CARENOW URGENT CARE - FORT PIERCE		890	356	29%	1,246
PEDIATRICS OF CENTRAL FLORIDA PA	20	1,158	64	5%	1,242
ADVANCED DIAGNOSTIC LABORATORY		1,195	47	4%	1,242
ACCESS MEDICAL LABS		747	475	39%	1,222
PROFESSIONAL HEALTH EXAMINERS DBA PROHEALTH	1	994	225	18%	1,220
USF MORSANI CENTER FOR ADVANCED HEALTH CARE		1,072	148	12%	1,220
CLINICORE		1,124	91	7%	1,215
COASTAL PEDIATRIC GROUP		1,052	158	13%	1,210
EPN URGENT CARE NAPLES	2	792	407	34%	1,201
ARCPPOINT LABS OF CORAL SPRINGS FL		992	201	17%	1,193
CATALYST WALK IN CLINIC		931	234	20%	1,165
MINUTE CLINIC INCORPORATE		1,113	42	4%	1,155
PENSACOLA PEDIATRICS PA - TIGER POINT	24	988	120	11%	1,132

COVID-19: testing by laboratory

Data through Apr 17, 2021 verified as of Apr 18, 2021 at 09:25 AM

Data in this report are provisional and subject to change.

The numbers in the table below represent the number of Florida and non-Florida residents for whom test results were received by the Department of Health. A person can be tested by more than one laboratory and can have both positive and negative results. **Therefore, the sum of the numbers in each column will be larger than the total number of people tested.**

Reporting lab	Inconclusive	Negative	Positive	Percent positive	Total
CAPSTONE HEALTHCARE		802	330	29%	1,132
CAPE CANAVERAL HOSPITAL		837	292	26%	1,129
VERITAS GENETICS	61	945	119	11%	1,125
STEWART REFERENCE LABORATORY	1	611	511	46%	1,123
EMERALD COAST PEDIATRICS		1,058	57	5%	1,115
INTERLACHEN PEDIATRICS PA		1,052	60	5%	1,112
TYNDALL AIR FORCE BASE		902	210	19%	1,112
INTERLACHEN PEDIATRICS		1,062	43	4%	1,105
GENEIQ		1,039	64	6%	1,103
FISHERMENS HOSPITAL CLINICAL LAB		1,008	93	8%	1,101
PRIMARY CARE OF THE TREASURE COAST		963	134	12%	1,097
XYZ LABORATORY	8	942	146	13%	1,096
EAST LAKE PEDIATRICS		968	128	12%	1,096
PROFESSIONAL HEALTH EXAMINERS		938	148	14%	1,086
SPEARHEAD MEDICAL		973	99	9%	1,072
HALIFAX MEDICAL CENTER-PORT ORANGE LAB		920	149	14%	1,069
HENDRY REGIONAL MEDICAL CENTER CLINICAL LABORATORY		809	258	24%	1,067
AMERICAN FAMILY CARE PENSACOLA WEST		533	533	50%	1,066
RAINBOW RIVER MEDICAL LABORATORY		978	83	8%	1,061
MINUTECLINIC, LLC DBA MINUTECLINIC #4717		1,016	42	4%	1,058
LENCO MEDICAL LABORATORY		1,000	56	5%	1,056
MEDLAB DIAGNOSTICS, LLC		976	76	7%	1,052
BETHESDA HEALTH URGENT CARE		878	156	15%	1,034
WOODLANDS MEDICAL SPECIALISTS		753	262	26%	1,015
NORTH OKALOOSA MEDICAL CENTER		671	341	34%	1,012
THE HEALTH CENTER OF PLANT CITY		932	77	8%	1,009
VRL EUROFINs - DALLAS		996	13	1%	1,009
PHAROS HEALTH		756	252	25%	1,008
VERITOR		850	158	16%	1,008
ADVENTHEALTH EXPRESS CARE AT WALGREENS		875	131	13%	1,006
ALTAMONTE MD		785	218	22%	1,003
CLARITY LABS		896	103	10%	999
LAKELAND REGIONAL HEALTH - PWC/OB		36	954	96%	990
NORTH FLORIDA PEDIATRICS PA - SUWANNEE	3	857	129	13%	989
CHILDRENS MEDICAL ASSOCIATION		890	88	9%	978
BAPTIST HEALTH - MD ANDERSON CANCER CENTER		972	5	1%	977
CARE ONE OF FLORIDA LLC		687	285	29%	972
COVANCE CLINICAL RESEARCH UNIT INC		946	26	3%	972
6TH MEDICAL GROUP - MCDILL AFB	1	913	52	5%	966
C.W. BILL YOUNG VA MEDICAL CENTER	1	22	943	98%	966
VIERA HOSPITAL, INC		777	188	19%	965
LOOP PEDIATRICS PA	3	810	152	16%	965
UNIVERSITY OF WEST FLORIDA STUDENT HEALTH SERVICES	1	836	127	13%	964
HISTOPATHOLOGY SERVICES, LLC		854	107	11%	961
NORTH FLORIDA MEDICAL GROUP		806	152	16%	958
FAST TRACK URGENT CARE CENTER		4	953	100%	957

COVID-19: testing by laboratory

Data through Apr 17, 2021 verified as of Apr 18, 2021 at 09:25 AM

Data in this report are provisional and subject to change.

The numbers in the table below represent the number of Florida and non-Florida residents for whom test results were received by the Department of Health. A person can be tested by more than one laboratory and can have both positive and negative results. **Therefore, the sum of the numbers in each column will be larger than the total number of people tested.**

Reporting lab	Inconclusive	Negative	Positive	Percent positive	Total
CYPRESS VILLAGE	1	929	25	3%	955
BREVARD HEALTH ALLIANCE INC, THE		899	52	5%	951
MOLECULAR TESTING LABS		862	89	9%	951
CVS HEALTH		745	199	21%	944
NORTH SHORE LIJ URGENT CARE PC		889	55	6%	944
ENCOMPASS HEALTH		915	22	2%	937
NORTH FLORIDA PEDIATRICS PA	2	815	116	12%	933
BREVARD HEALTH ALLIANCE		647	285	31%	932
INTEGRITY LABORATORIES, LLC	4	761	165	18%	930
JACKSONVILLE BEACH PEDIATRIC CARE CENTER		859	67	7%	926
TACACHALE CLINICAL LABORATORY	1	876	49	5%	926
DEPARTMENT OF CLINICAL LABS	1	901	20	2%	922
GENE TOX WORLDWIDE	60	736	125	14%	921
CONSULATE HEALTH CARE OF NEW PORT RICHEY	2	789	126	14%	917
DOCTOR'S MEMORIAL HOSPITAL		751	165	18%	916
LEE COUNTY EMERGENCY MEDICAL SERVICE	1	788	123	13%	912
ABBOTT LABORATORIES		792	118	13%	910
SPRING HILL HEALTH AND REHABILITATION CENTER		882	25	3%	907
PENSACOLA PEDIATRICS	2	811	92	10%	905
FAMILY HEALTH CENTERS OF SOUTHWEST FLORIDA INC		801	95	11%	896
24 HOUR PEDIATRIC CARE CENTER	4	830	61	7%	895
Point of Care Testing	1	125	767	86%	893
LAB DOCTOR		778	111	12%	889
REDI MED LLC		719	168	19%	887
FG RAPID RESULTS	5	528	348	40%	881
NCHMD, INC SOUTHEAST IMMEDIATE CARE		679	194	22%	873
DAIRY ROAD URGENT CARE	2	733	138	16%	873
COASTAL PHYSICIANS, LLC		702	166	19%	868
EAST LAKE PEDIATRICS PA		792	75	9%	867
PALM GARDEN OF PORT SAINT LUCIE		855	11	1%	866
MIDWAY SPECIALLY CARE CENTER	3	640	222	26%	865
CALHOUN LIBERTY HOSPITAL		694	167	19%	861
SOLARIS HEALTHCARE CHARLOTTE HARBOR		807	52	6%	859
Tampa Lakes Health and Rehabilitation Center	2	782	73	9%	857
MINUTECLINIC LLC, #10357		848	6	1%	854
CRUCIAL CARE EMERGENCY MEDICINE DOCTORS		683	169	20%	852
Victoria Nursing and Rehabilitation Center		798	54	6%	852
FAMILY HEALTH CENTERS OF SWF LABS	2	741	107	13%	850
BERNHARDT LABORATORIES	2	767	79	9%	848
Fernandina Beach Rehabilitation and Nursing Center	1	824	19	2%	844
AUGUSTUS LABS LLC		696	148	18%	844
PRIMARY CARE SERVICES AT ST ANDREWS ESTATES		835	2	0%	837
CENTRAL FLORIDA HEALTH CARE INC		714	118	14%	832
ANY LAB TEST NOW	1	565	265	32%	831
CLINICAL PATHOLOGY LABS INC		743	86	10%	829
PALACE NURSING HOME & REHAB CENTER		789	40	5%	829

COVID-19: testing by laboratory

Data through Apr 17, 2021 verified as of Apr 18, 2021 at 09:25 AM

Data in this report are provisional and subject to change.

The numbers in the table below represent the number of Florida and non-Florida residents for whom test results were received by the Department of Health. A person can be tested by more than one laboratory and can have both positive and negative results. **Therefore, the sum of the numbers in each column will be larger than the total number of people tested.**

Reporting lab	Inconclusive	Negative	Positive	Percent positive	Total
FLORIDA GULF COAST UNIVERSITY		631	196	24%	827
PEBBLEBROOK PHARMACY	1	689	131	16%	821
FLORIDA HOSPITAL ORLANDO		743	74	9%	817
PRIMARY CARE SERVICES AT INDIAN RIVER ESTATES		792	25	3%	817
LIFE CARE CENTER OF NEW PORT RICHEY		778	37	5%	815
ASAP LABS LLC	7	655	151	19%	813
SOUTHEAST ALABAMA MEDICAL CENT		756	56	7%	812
ASCENSION ST VINCENT'S - CLAY		775	35	4%	810
DYNIX DIAGNOSTICS	2	528	276	34%	806
FLAGLER COUNTY HEALTH DEPARTMENT	3	622	177	22%	802
AMERICAN MEDICAL RESPONSE		793	8	1%	801
GOLDEN GATE FAMILY CLINIC		332	469	59%	801
POINT WASHINGTON MEDICAL CLINIC	1	588	209	26%	798
NITE LITE PEDIATRICS		234	564	71%	798
MILLER BIOCONNECT		726	72	9%	798
EXPRESS PHARMACY		739	57	7%	796
TELESCOPE HEALTH LLC	4	671	121	15%	796
NONE		308	487	61%	795
RESTORE HEALTH URGENT CARE		640	154	19%	794
VITAS HEALTHCARE CORPORATION OF FLA	1	781	5	1%	787
PEDIATRIC HEALTHCARE ALLIANCE		739	46	6%	785
GULF COAST VILLAGE		740	41	5%	781
ADVENTHEALTH MEDICAL GROUP PROMPT CARE		562	219	28%	781
AFC URGENT CARE CLEARWATER	1	171	604	78%	776
VENICE REGIONAL BAYFRONT HEALTH (PULMONARY)		637	134	17%	771
NORTH FL SOUTH GA HCS-LAKE CITY		749	20	3%	769
MOORINGS PARK INSTITUTE, INC, THE		736	30	4%	766
WILLOWBROOKE COURT AT EDGEWATER POINTE ESTATES		753	9	1%	762
KENDALL HEALTHCARE PROPERTIES DBA	2	731	28	4%	761
CITY MEDICAL OF NEW JERSEY, PC		690	70	9%	760
PALM GARDEN OF VERO BEACH		711	48	6%	759
ETHOS WELLNESS PHARMACY		710	49	6%	759
WHITE-WILSON MEDICAL CENTER - FORT WALTON BEACH		735	23	3%	758
Southern Oaks Care Center	1	715	38	5%	754
ORLANDO HEALTH AND REHAB CENTER		705	45	6%	750
NORTHEAST FLORIDA NEUROLOGY CLINICS, INC		637	113	15%	750
BOND AND STEELE CLINIC PA		537	207	28%	744
SANTA ROSA MEDICAL GROUP		575	167	23%	742
ADVENT HEALTH LAB - ORLANDO		434	307	41%	741
MEDICAL CENTER OF DELTONA, INC		635	106	14%	741
BOCA GRANDE HEALTH CLINIC		698	40	5%	738
PHYSICIANS STAT LAB INC		647	91	12%	738
MAIN STREET MEDICAL CENTER		208	529	72%	737
BOND CLINIC PA PEDIATRICS DEPT		685	51	7%	736
BRISTOL AT TAMPA, THE	4	707	14	2%	725
CARITHERS PEDIATRIC GROUP		667	57	8%	724

COVID-19: testing by laboratory

Data through Apr 17, 2021 verified as of Apr 18, 2021 at 09:25 AM

Data in this report are provisional and subject to change.

The numbers in the table below represent the number of Florida and non-Florida residents for whom test results were received by the Department of Health. A person can be tested by more than one laboratory and can have both positive and negative results. **Therefore, the sum of the numbers in each column will be larger than the total number of people tested.**

Reporting lab	Inconclusive	Negative	Positive	Percent positive	Total
MOUNT SINAI LABORATORY		685	35	5%	720
DISNEY COVID TEST SITE		703	15	2%	718
J AND G MEDICAL GROUP LLC		589	129	18%	718
Crestview Rehabilitation Center	5	583	129	18%	717
ORANGE BLOSSOM FAMILY HEALTH		680	36	5%	716
TOTAL RENAL LABORATORIES INC DBA DAVITA LABS		609	104	15%	713
PEDIATRIC HEALTHCARE ALLIANCE PA		652	57	8%	709
LIFE CARE CENTER OF PENSACOLA		659	49	7%	708
GRAND COURT TAMPA		701	4	1%	705
WHITE WILSON MEDICAL CENTER PA - NAVARRE		579	123	18%	702
BUFFALO CROSSING HEALTHCARE & REHABILITATION CTR		683	16	2%	699
BHA CENTRAL COUNTY CLINIC		622	74	11%	696
PREMIER MEDICAL LABORATORY SERVICES	2	468	225	32%	695
NCH HEALTHCARE SYSTEM MICROBIOLOGY LAB		2	690	100%	692
LIFE CARE CENTER OF ORANGE PARK		659	32	5%	691
MANOR PINES CONVALESCENT CENTER LLC	1	666	23	3%	690
ARTHREX MEDICAL CENTER	1	553	136	20%	690
THE PRESERVE		678	10	1%	688
GULF COAST MOLECULAR LABORATORIES	13	571	104	15%	688
SUWANNEE HEALTH AND REHABILITATION CENTER		682	5	1%	687
JOHN KNOX VILLAGE HEALTH CENTER		655	27	4%	682
FORT MYERS INTERNAL MEDICINE, LLC		615	66	10%	681
NATURE COAST MEDICAL GROUP		562	118	17%	680
MEDICAL FP – WHOLE FAMILY HEALTH CENTER		557	120	18%	677
CLINICAL ENTERPRISE, INC		654	22	3%	676
TREE HOUSE PEDIATRICS PLLC		606	68	10%	674
MEDONE URGENT CARE CENTER		449	223	33%	672
MANOR CARE HEALTH SERVICES - FT MYERS		646	26	4%	672
MINI ER ADULT AND PEDIATRIC URGENT CARE		574	98	15%	672
DIAMOND RIDGE HEALTH AND REHABILITATION		635	35	5%	670
BALDWIN PEDIATRICS	1	637	31	5%	669
EDEN SPRINGS NURSING AND REHAB CENTER		555	111	17%	666
VETERANS AFFAIRS MEDICAL CENTER	1	45	619	93%	665
HOLMES REGIONAL MEDICAL CENTER		11	653	98%	664
ST JOHN'S NURSING CENTER		637	24	4%	661
CLEWISTON NURSING AND REHABILITATION CENTER		647	14	2%	661
MEDONE URGENT CARE AT ST. AUGUSTINE		225	435	66%	660
RAINBOW PEDIATRIC CENTER PA		618	41	6%	659
NCH HEALTHCARE BONITA		518	140	21%	658
POINT OF CARE TESTING SITE		630	26	4%	656
GOLDEN GLADES NURSING & REHABILITATION CTR		636	19	3%	655
PALM GARDEN OF CLEARWATER		637	18	3%	655
MAVERICK LABS		461	189	29%	650
CHILDRENS CLINIC WEST FLORIDA PEDIATRICS		597	53	8%	650
LIFE CARE CENTER OF HILLIARD		626	22	3%	648
CLIFFORD CHESTER SIMS STATE VETERANS		636	12	2%	648

COVID-19: testing by laboratory

Data through Apr 17, 2021 verified as of Apr 18, 2021 at 09:25 AM

Data in this report are provisional and subject to change.

The numbers in the table below represent the number of Florida and non-Florida residents for whom test results were received by the Department of Health. A person can be tested by more than one laboratory and can have both positive and negative results. **Therefore, the sum of the numbers in each column will be larger than the total number of people tested.**

Reporting lab	Inconclusive	Negative	Positive	Percent positive	Total
MAYFLOWER ASSISTED LIVING		641	7	1%	648
VITAS HEALTHCARE CORP OF CENTRAL FL		622	25	4%	647
Signature HealthCare Center of Waterford		609	35	5%	644
MID-FLORIDA PATHOLOGY		480	164	25%	644
WILLOW BROOKE COURT AT INDIAN RIVER ESTATES		599	45	7%	644
NSPIRE HEALTHCARE MIAMI LAKES	8	614	15	2%	637
CHURCH OF SCIENTOLOGY FLAG SERVICE ORGANIZATION		621	15	2%	636
EMERALD SHORES HEALTH AND REHABILITATION		537	97	15%	634
SAINTS 120 LLC	1	597	34	5%	632
PHYSICIANS PRIMARY CARE LAB	1	552	77	12%	630
WATSON THERAPEUTICS INC	1	592	34	5%	627
VETERANS AFFAIRS MEDICAL CENTER - JAMES A HALEY			624	100%	624
OCALA FAMILY MEDICAL CENTER INC	2	540	77	12%	619
SHORE ACRES CARE CENTER		579	40	6%	619
SEBASTIAN RIVER MEDICAL CENTER	3	441	175	28%	619
CONSULATE HEALTHCARE OF VERO BEACH	14	520	83	13%	617
SEMINOLE NURSING PAVILION		608	8	1%	616
BALDOMERO LOPEZ STATE VETERANS NURSING HOME	2	608	5	1%	615
SABAL PALMS HEALTH AND REHAB		560	53	9%	613
QUOTIENT SCIENCES		593	20	3%	613
BAPTIST PRIMARY CARE	2	494	115	19%	611
HOLY CROSS HOSPITAL		12	598	98%	610
CONTINENTAL CLINICAL RESEARCH, LLC		538	70	12%	608
DXTERITY DIAGNOSTICS	2	568	38	6%	608
RUSKIN HEALTH CENTER	1	376	231	38%	608
HMA SANTA ROSA MEDICAL CENTER LLC DBA		486	122	20%	608
VALENCIA HILLS HEALTH AND REHABILITATION CENTER		593	14	2%	607
SIGNATURE HEALTHCARE OF BROOKWOOD GARDENS		596	9	1%	605
MANOR CARE NURSING CENTER OF SARASOTA FL LLC		517	87	14%	604
HEARTLAND PEDIATRICS OF LAKE WALES		547	57	9%	604
AMERICA'S PHARMACY LLC		532	71	12%	603
LIFEBRITE	2	384	216	36%	602
PATIENTS FIRST - MAHAN DRIVE		164	436	73%	600
DASCENA, INC	3	537	60	10%	600
CHILDRENS MEDICAL ASSOCIATION PA		532	68	11%	600
AFC URGENT CARE FAMILY CARE			599	100%	599
PALM GARDEN OF TAMPA		570	29	5%	599
EXPRESS URGENT CARE LLC		1	594	100%	595
HARBOUR HEALTH CENTER		577	17	3%	594
BROOKDALE FORT MYERS CYPRESS LAKE		590	2	0%	592
ADVENT HEALTH - DELTONA ER		491	100	17%	591
SOLARIS HEALTHCARE LAKE CITY		489	102	17%	591
THERADOC		152	439	74%	591
VILLA MARIA NURSING & REHAB CENTER INC	1	573	16	3%	590
SHORELINE PHYSICIAN GROUP		364	220	38%	584
FHMG FLORIDA HOSPITAL MEDICAL GROUP		541	43	7%	584

COVID-19: testing by laboratory

Data through Apr 17, 2021 verified as of Apr 18, 2021 at 09:25 AM

Data in this report are provisional and subject to change.

The numbers in the table below represent the number of Florida and non-Florida residents for whom test results were received by the Department of Health. A person can be tested by more than one laboratory and can have both positive and negative results. **Therefore, the sum of the numbers in each column will be larger than the total number of people tested.**

Reporting lab	Inconclusive	Negative	Positive	Percent positive	Total
PIONEER CLINICAL LAB LLC		475	108	19%	583
APLS SERVICES LLC D/B/A CLEAR DIAGNOSTICS	13	560	10	2%	583
Plantation Bay Rehabilitation Center		558	24	4%	582
UNIVERSITY OF TAMPA INC, THE		561	21	4%	582
PALM GARDEN OF OCALA		478	99	17%	577
MICHAEL A MIDDLETON MD PA□		546	31	5%	577
PALMETTO FAMILY HEALTHCARE	1	373	203	35%	577
PRINCIPLE LABORATORY	8	552	16	3%	576
URGENT CARE EXPRESS LLC		234	339	59%	573
SOUTHERN LABORATORY SERVICES OF NWF		535	38	7%	573
MEDICAL VB		451	121	21%	572
TENNESSEE DOH - NASHVILLE	2	504	66	12%	572
NAPLES CHILDREN'S URGENT CARE		502	70	12%	572
FLORIDA HOSPITAL WAUCHULA		425	144	25%	569
E-LAB OF FLORIDA		519	50	9%	569
ECCOLAB GROUP	1	148	418	74%	567
WELL-BEING MEDICAL CENTER PLLC		514	52	9%	566
INTERNAL MEDICINE & PEDIATRICS OF TAMPA BAY PA		489	76	13%	565
PREMIER MEDICAL CENTER LLC	11	524	28	5%	563
HOPE HOSPICE AND COMMUNITY SERVICES INC	14	528	21	4%	563
FOUNTAIN MANOR HEALTH AND REHAB CENTER	1	541	20	4%	562
HEALTH CENTER AT BRENTWOOD	1	514	46	8%	561
AFC URGENT CARE SEMINOLE	1		560	100%	561
NEMOURS CHILDERN'S HOSPITAL		453	108	19%	561
AFC URGENT CARE		157	404	72%	561
FLORIDA HOSPITAL MEDICAL GROUP		333	228	41%	561
FLORIDA DEPARTMENT OF HEALTH IN CALHOUN COUNTY		426	133	24%	559
MANOR OAKS NURSING & REHAB CENTER	5	550	2	0%	557
DOH - INDIAN RIVER		465	90	16%	555
PALM GARDEN OF JACKSONVILLE□	2	471	80	14%	553
AFC URGENT CARE TYRONE		4	549	99%	553
The Sands at South Beach		549	4	1%	553
NEW YORK HOSPITAL LABORATORIES	1	537	14	3%	552
VETERANS AFFAIRS MEDICAL CENTER - GAINESVILLE		3	548	99%	551
ARCPPOINTS LABS		482	67	12%	549
The Manor at Blue Water Bay		489	60	11%	549
VETERANS AFFAIRS MEDICAL CENTER - BAY PINES		18	530	97%	548
CARE ONE OF FLORIDA	1	388	158	29%	547
VITAE DIAGNOSTICS		534	13	2%	547
NCF DIAGNOSTICS & DNA TECHNOLOGIES	15	213	318	58%	546
RICARDO NAVARRO DO PA		464	81	15%	545
COASTAL URGENT CARE		428	116	21%	544
THE PALACE AT HOMESTEAD	1	521	21	4%	543
DOCTORS CENTER,THE		432	111	20%	543
WEST GABLES HEALTH CARE CENTER		529	11	2%	540
MEMORIAL PEMBROKE 24/7 CARE CENTER		414	124	23%	538

COVID-19: testing by laboratory

Data through Apr 17, 2021 verified as of Apr 18, 2021 at 09:25 AM

Data in this report are provisional and subject to change.

The numbers in the table below represent the number of Florida and non-Florida residents for whom test results were received by the Department of Health. A person can be tested by more than one laboratory and can have both positive and negative results. **Therefore, the sum of the numbers in each column will be larger than the total number of people tested.**

Reporting lab	Inconclusive	Negative	Positive	Percent positive	Total
FIRST CHOICE PEDIATRICS		434	104	19%	538
FLOMEDILAB		300	235	44%	535
SANDBAY URGENT CARE		433	100	19%	533
RIVER GARDEN HEBREW HOME FOR THE AGED		476	56	11%	532
NURSING PLUS OF BROWARD LLC	1	509	22	4%	532
LAUDERDALE NURSING CENTER LLC	1	510	19	4%	530
MEDICAL CENTER CLINIC-IMMEDIATE CARE	1	423	104	20%	528
MED FAST URGENT CARE CENTER		260	268	51%	528
CITRUS NURSING CENTER LLC		480	47	9%	527
JACKSON MEMORIAL PERDUE MEDICAL CENTER		498	28	5%	526
JACKSON MEMORIAL LONG TERM CARE CENTER		492	32	6%	524
ADVENTHEALTH MEDICAL GROUP PROMPT CAR	1	383	136	26%	520
LIFE CARE CENTER OF PALM BAY□		490	28	5%	518
STEWART SEBASTIAN RIVER MEDICAL CENTER		460	57	11%	517
DBI HEALTH INC		502	15	3%	517
FLORIDA DEPARTMENT OF HEALTH CLAY COUNTY	1	417	98	19%	516
ENZO CLINICAL LABS INC	3	486	26	5%	515
ADVENT HEALTH - WESTCHASE ER		446	69	13%	515
MEDFAST URGENT CARE CENTERS		231	283	55%	514
HILLCREST HEALTH CARE & REHABILITATION CENTER	3	496	15	3%	514
BENTON PEDIATRICS INC		460	54	11%	514
CHAUTAUQUA REHABILITATION AND NURSING CENTER		503	10	2%	513
Good Samaritan Society Kissimmee Village		446	65	13%	511
Palm Garden of Largo		507	4	1%	511
ANCIENT CITY PEDIATRICS	1	489	20	4%	510
LITTLE PINE PEDIATRICS PLLC	3	446	61	12%	510
SUNSHINE URGENT CARE LLC		356	154	30%	510
PALM GARDEN OF WINTER HAVEN	3	491	16	3%	510
SUSANNA WESLEY HEALTH CENTER		473	37	7%	510
HOSPICE OF THE FLORIDA SUNCOAST,THE		504	5	1%	509
HERON POINTE HEALTH AND REHABILITATION	1	503	3	1%	507
ST CLOUD REGIONAL MEDICAL CENTER CLINICAL LAB		394	113	22%	507
BROWARD PARTNERSHIP	6	492	8	2%	506
CARENOW	2	284	219	43%	505
ADDINGTON PLACE AT WELLINGTON GREEN		493	11	2%	504
ORLANDO HEALTH CENTER FOR REHABILITATION		490	14	3%	504
SOLARIS HEALTHCARE OSCEOLA		477	25	5%	502
MANOR AT CARPENTERS		468	32	6%	500
PARKLANDS FACILITY INC	4	453	42	8%	499
CLINICAL PATHOLOGY LABS		388	111	22%	499
GANDY CROSSING CARE CENTER	1	482	16	3%	499
ASCEND CLINICAL	7	415	76	15%	498
NORTH FLORIDA RETIREMENT VILLAGE		494	3	1%	497
FLO-MEDILAB SERVICES LLC		194	303	61%	497
PW WINDERMERE SUBTENANT LLC		492	3	1%	495
Solaris Healthcare Daytona	2	445	47	10%	494

COVID-19: testing by laboratory

Data through Apr 17, 2021 verified as of Apr 18, 2021 at 09:25 AM

Data in this report are provisional and subject to change.

The numbers in the table below represent the number of Florida and non-Florida residents for whom test results were received by the Department of Health. A person can be tested by more than one laboratory and can have both positive and negative results. **Therefore, the sum of the numbers in each column will be larger than the total number of people tested.**

Reporting lab	Inconclusive	Negative	Positive	Percent positive	Total
MAGNOLIA FAMILY URGENT CARE		444	47	10%	491
GOOD SAMARITAN CENTER		487	3	1%	490
Quest Diag Unspecifd	1	326	162	33%	489
ORLANDO VA MEDICAL CENTER		2	486	100%	488
FLORIDA HOSPITAL HEARTLAND MED CTR LAKE PLACID		377	110	23%	487
MEMPHIS PATHOLOGY LABORATORY	5	456	23	5%	484
MEDIPATH		57	427	88%	484
FAIRWAY OAKS CENTER LLC	6	471	6	1%	483
STARKE FAMILY MEDICAL CENTER		391	92	19%	483
Ocala Health and Rehabilitation Center		461	22	5%	483
PORT SAINT LUCIE HOSPITAL		473	9	2%	482
Cypress Cove Care Center		382	100	21%	482
QUALITOX LABORATORIES		299	183	38%	482
NEW PLANT CITY FAMILY CARE	1	263	218	45%	482
ADVENT HEALTH - TIMBERRIDGE ER		406	75	16%	481
HARTS HARBOR HEALTH CARE CENTER		457	24	5%	481
PALM GARDEN OF ORLANDO		446	34	7%	480
Colonial Lakes Health Care		434	45	9%	479
CONSULATE HEALTH CARE OF BAYONET POINT	4	467	7	1%	478
WELL HEALTH WORKS	1	430	47	10%	478
MOBILE MEDICAL ASSOCIATES PL	17	408	52	11%	477
NAVAL HOSPITAL - JACKSONVILLE		137	340	71%	477
Consulate Health Care of North Fort Myers		464	13	3%	477
NEW YORK PRESBYTERIAN - CUMC CLINICAL		457	19	4%	476
ADVENTHEALTH EXPRESS CARE AT WALGREENS 49TH STREET		405	71	15%	476
PEDIATRICS IN BREVARD PA		419	57	12%	476
Williston Care Center		411	63	13%	474
MOOSEHAVEN HEALTH CENTER		430	43	9%	473
PEDIATRIC ASSOCIATES OF OCALA PA		436	37	8%	473
BAPTIST PRIMARY CARE, INC		441	31	7%	472
Solaris HealthCare Windermere		437	33	7%	470
EPN URGENT CARE		83	387	82%	470
NTD_EUROFINS_AIMS		429	40	9%	469
MEDSCAN LABORATORY INC	1	253	215	46%	469
TIDEWELL HOSPICE INC	2	459	7	1%	468
TRINITY REGIONAL REHAB CENTER		447	21	4%	468
ABBAY DELRAY		461	6	1%	467
PEDIATRICS BY THE SEA		443	23	5%	466
BONIFAY NURSING AND REHAB CENTER		435	31	7%	466
Q ANSWER LAB	1	406	59	13%	466
BROOKDALE PALMER RANCH	1	407	57	12%	465
DIGNITY HEALING, LLC		448	17	4%	465
Darcy Hall Of Life Care		451	13	3%	464
ELLENTON PEDIATRICS		445	19	4%	464
VITAS LUTHERAN TOWERS INPATIENT PROGRAM		400	64	14%	464
Santa Rosa Center for Rehabilitation and Healing		392	71	15%	463

COVID-19: testing by laboratory

Data through Apr 17, 2021 verified as of Apr 18, 2021 at 09:25 AM

Data in this report are provisional and subject to change.

The numbers in the table below represent the number of Florida and non-Florida residents for whom test results were received by the Department of Health. A person can be tested by more than one laboratory and can have both positive and negative results. **Therefore, the sum of the numbers in each column will be larger than the total number of people tested.**

Reporting lab	Inconclusive	Negative	Positive	Percent positive	Total
ASSOCIATESMD MEDICAL GROUP INC		394	69	15%	463
PALM BEACH COUNTY FIREFIGHTERS HEALTH CLINIC, LLC		389	73	16%	462
PLANT CITY PEDIATRICS	1	369	92	20%	462
THE PALACE MANAGEMENT - THE PALACE AT CORAL GABLES		458	3	1%	461
VITAS HEALTHCARE CORPORATION		455	5	1%	460
CLERMONT HEALTH AND REHABILITATION CENTER		426	32	7%	458
KINDRED HOSPITAL	10	427	21	5%	458
Life Care Center of Punta Gorda	1	441	15	3%	457
PINES OF SARASOTA		448	9	2%	457
UNIVERSITY OF TAMPA STUDENT HEALTH AND SHC CLINICAL LABORATORY		289	168	37%	457
JAMES A HALEY VETERANS HOSPITAL			456	100%	456
Parkview Rehabilitation Center at Winter Park		446	10	2%	456
CLARIDGE HOUSE NURSING CENTER		437	18	4%	455
EXPERTUS LABORATORIES INC		374	81	18%	455
EMERALD COAST PEDIATRICS & ADOL		391	63	14%	454
AMEERAH LABS, LLC	2	367	84	19%	453
BROOKSVILLE HEALTHCARE CENTER LLC		438	13	3%	451
SOLARIS HEALTHCARE MERRITT ISLAND		403	48	11%	451
THE SPRINGS AT BOCA CIEGA BAY		439	11	2%	450
HEALTHY STEPS PEDIATRICS		402	47	10%	449
FAMILY EXPRESS URGENT CARE		5	442	99%	447
DIAMOND RIDGE HEALTH AND REHABILITATION CENTER		424	22	5%	446
PENSACOLA PEDIATRICS MILTON		388	58	13%	446
SMA SPECIALTY MEDICAL LAB		120	326	73%	446
THE VILLAGES REGIONAL HOSPITAL FREESTANDING		399	43	10%	442
EMERITUS AT NAPLES	2	439	1	0%	442
ENCOMPASS HEALTH REHABILITATION HOSPITAL OF SUNRISE	8	427	7	2%	442
NORTH FLORIDA REHABILITATION & SPECIALTY CARE		436	6	1%	442
Manatee Springs Rehabilitation and Nursing Center		422	20	5%	442
SOLARIS HEALTHCARE BAYONET POINT		424	17	4%	441
WHITE-WILSON MEDICAL CENTER - NICEVILLE		393	48	11%	441
ST ANDREWS BAY SKILLED NURSING &		379	61	14%	440
ROLLINS COLLEGE WELLNESS CENTER		130	309	70%	439
UNIVERSITY OF CENTRAL FLORIDA HEALTH SERVICES		424	14	3%	438
Bardmoor Oaks Healthcare and Rehabilitation Center		422	14	3%	436
PRO HEALTH		188	248	57%	436
AMBULATORY SURGERY CENTER OF BOCA RATON LTD		431	4	1%	435
TREASURE COAST COMMUNITY HEALTH	3	359	73	17%	435
FAMILY CARE PARTNERS OF NORTHEAST FLORIDA LLC		357	77	18%	434
INDIAN RIVER CTR, LLC		382	52	12%	434
APP-UNIPATH, LLC	2	416	15	3%	433
HEALTHWORKS MED GROUP OF FLORIDA PA	3	421	9	2%	433
PALM GARDEN OF WEST PALM BEACH	4	412	15	3%	431
ABBOTT DIAGNOSTICS		409	22	5%	431
FLORIDA DEPT OF HEALTH IN BREVARD COUNTY	3	364	63	15%	430
AVECINA MEDICAL JULINGTON	1	240	189	44%	430

COVID-19: testing by laboratory

Data through Apr 17, 2021 verified as of Apr 18, 2021 at 09:25 AM

Data in this report are provisional and subject to change.

The numbers in the table below represent the number of Florida and non-Florida residents for whom test results were received by the Department of Health. A person can be tested by more than one laboratory and can have both positive and negative results. **Therefore, the sum of the numbers in each column will be larger than the total number of people tested.**

Reporting lab	Inconclusive	Negative	Positive	Percent positive	Total
MANORCARE HEALTH SERVICES - VENICE		372	56	13%	428
WATERMARK LAKE POINTE WOODS LLC		408	18	4%	426
ST PETERSBURG PEDIATRICS-PARK BLVD		384	42	10%	426
ORCHARD PARK HEALTH & REHABILITATION		420	5	1%	425
AYERS HEALTH & REHABILITATION CENTER		417	7	2%	424
OKEECHOBEE COUNTY HEALTH DEPT	1	307	116	27%	424
Bayside Care Center	1	403	20	5%	424
FLORIDA DEPARTMENT OF HEALTH IN LIBERTY COUNTY	3	324	97	23%	424
Heartland Healthcare of Ft. Myers	1	420	2	0%	423
University Crossing		421	2	0%	423
Destin Healthcare and Rehabilitation Center	1	381	40	9%	422
FLORIDA STATE HOSPITAL CLINICAL LABORATORY		419	3	1%	422
LEHIGH REGIONAL MEDICAL CENTER LAB	2	372	47	11%	421
VILLAGE DOCTORS OF KEYSTONE		336	85	20%	421
GARCIA CLINICAL LABORATORY		28	392	93%	420
TUSKAWILLA NURSING AND REHAB CENTER	2	409	7	2%	418
ST PETERSBURG PEDIATRICS-SEMINOLE BLVD		346	71	17%	417
SEASIDE HEALTH AND REHABILITATION CENTER		359	58	14%	417
BLOUNTSTOWN REHABILITATION CENTER LLC		307	106	26%	413
AVANTE AT OCALA INC	2	380	31	8%	413
FLORIDA DEPARTMENT OF HEALTH		361	52	13%	413
MANOR CARE OF BOYNTON BEACH LLC		388	24	6%	412
PALMS OF SEBRING		375	37	9%	412
Life Care Center of Ocala		342	69	17%	411
MINUTECLINIC LLC #3671		366	44	11%	410
Timberridge Center for Rehabilitation and Healing		375	35	9%	410
LIFE CARE CENTER OF WINTER HAVEN		392	18	4%	410
MIDWAY SPECIALTY CARE CENTER	3	293	114	28%	410
DIAGNOSTIC & CLINICAL CARE SERVICES INC DBA		326	82	20%	408
HOLISTIX TREATMENT CENTERS		398	10	2%	408
BROOKDALE LAKE TAVARES		402	6	1%	408
TIDE LABORATORIES		362	45	11%	407
PruittHealth Panama City	1	342	64	16%	407
LIFE CARE PONTE VEDRA INC		396	11	3%	407
SUNLAND MARIANNA COX MEDICAL CENTER		363	43	11%	406
SAMANTHA WILSON CARE CENTER	4	391	11	3%	406
BRIDGEWATER PARK HEALTH AND REHAB		374	31	8%	405
TRI-COUNTY NURSING AND REHABILITATION CENTER INC		389	15	4%	404
ATLANTIC SHORES NURSING AND REHAB CENTER	1	393	10	2%	404
BOULEVARD REHABILITATION CENTER		388	15	4%	403
ORCHARD RIDGE CARE AND REHABILITATION CENTER		383	19	5%	402
NATIONS BEST FAMILY HEALTH CARE		220	181	45%	401
HEALTH CENTRAL PARK		333	67	17%	400
ONESTOP MEDICAL AND URGENT CARE LLC		348	50	13%	398
ADVENTHEALTH EXPRESS CARE AT		326	72	18%	398
MEDFAST URGENT CARE CENTER		167	231	58%	398

COVID-19: testing by laboratory

Data through Apr 17, 2021 verified as of Apr 18, 2021 at 09:25 AM

Data in this report are provisional and subject to change.

The numbers in the table below represent the number of Florida and non-Florida residents for whom test results were received by the Department of Health. A person can be tested by more than one laboratory and can have both positive and negative results. **Therefore, the sum of the numbers in each column will be larger than the total number of people tested.**

Reporting lab	Inconclusive	Negative	Positive	Percent positive	Total
AZALEA TRACE PHYSICIAN SERVICES		393	5	1%	398
WALGREENS 3173		361	36	9%	397
HCSO OCCUPATIONAL HEALTH AND WELLNESS CENTER		319	78	20%	397
ELMCROFT PINECREST	1	367	27	7%	395
UR MEDICINE LABS- CENTRAL LABORATORY		370	25	6%	395
FLORIDA HEART & VASCULAR MULTISPECIALTY GROUP PA		293	102	26%	395
MINI ER AND URGENT CARE		289	105	27%	394
ORLANDO ORTHOPAEDIC OUTPATIENT SURGERY CENTER LLC		390	3	1%	393
TAMARAC REHABILITATION & HEALTH CENTER		387	5	1%	392
HARDEE COUNTY HEALTH DEPARTMENT		316	76	19%	392
Coastal Health and Rehabilitation Center		380	11	3%	391
BARBER		13	376	97%	389
SUN COUNTRY PEDIATRICS PLLC	9	345	33	9%	387
Bay Breeze Senior Living and Rehabilitation Center		333	53	14%	386
Stacey Health Care Centers Inc. dba Riverside Care Center		355	30	8%	385
SPECIALTY HEALTH AND REHABILITATION CENTER		360	25	6%	385
BHA TITUSVILLE CLINIC		357	27	7%	384
PEDIATRIC HEALTH CARE ALLIANCE, PA		342	41	11%	383
BAY VILLAGE OF SARASOTA INC		380	3	1%	383
PALM BEACH PEDIATRICS PA	2	332	49	13%	383
ROSEWOOD HEALTH AND REHABILITATION CENTER		358	25	7%	383
BAPTIST PRIMARY CARE INC	1	353	27	7%	381
SERENADES IN THE VILLAGES		328	53	14%	381
SEA BREEZE REHAB AND NURSING CENTER		372	9	2%	381
BROOKDALE PADDOCK HILLS	2	377	2	1%	381
HEALTH PARK CARE CENTER		373	7	2%	380
BARTON HEALTH ALLIANCE	3	331	45	12%	379
OCEAN VIEW NURSING AND REHAB CENTER		357	22	6%	379
PENSACOLA PEDIATRICS, PA		362	17	4%	379
SABAL DIRECT PRIMARY CARE, PA		311	67	18%	378
ACCESS MEDICAL CENTER	1	344	33	9%	378
SIGNATURE HEALTHCARE OF NORTH FLORIDA		373	4	1%	377
HARDEE MANOR HEALTH CARE CENTER	1	373	3	1%	377
AVANTE AT MT DORA		369	8	2%	377
BAYA PHARMACY WEST		8	368	98%	376
CHEEK AND SCOTT DRUGS INC		309	66	18%	375
LORI MCAULIFFE MD PA		333	42	11%	375
FAIR HAVENS CENTER, OPCO		368	7	2%	375
WIMAUMA COMMUNITY HEALTH CENTER		312	63	17%	375
HENDRY REGIONAL MEDICAL CENTER		107	266	71%	373
EXCEL PEDIATRICS		316	57	15%	373
MADISON FACILITY INC		365	7	2%	372
MACDILL AIR FORCE BASE		330	41	11%	371
URGENT CARE BETHESDA	1	318	52	14%	371
24/7 PEDIATRIC CARE CENTERS INC		350	21	6%	371
BAYSHORE DIAGNOSTICS		326	44	12%	370

COVID-19: testing by laboratory

Data through Apr 17, 2021 verified as of Apr 18, 2021 at 09:25 AM

Data in this report are provisional and subject to change.

The numbers in the table below represent the number of Florida and non-Florida residents for whom test results were received by the Department of Health. A person can be tested by more than one laboratory and can have both positive and negative results. **Therefore, the sum of the numbers in each column will be larger than the total number of people tested.**

Reporting lab	Inconclusive	Negative	Positive	Percent positive	Total
INFORM DIAGNOSTICS		361	9	2%	370
VILLAGE DOCTORS FAMILY MEDICAL CENTER OF		305	64	17%	369
solaris Healthcare Parkway	2	350	17	5%	369
INNOVATIVE GENOMICS, LLC	2	331	36	10%	369
LIFE HOPE LABS, LLC		360	9	2%	369
ADVENT HEALTH - TAMPA		148	221	60%	369
CORAL TRACE HEALTH CARE	2	362	5	1%	369
SPRINGTREE REHAB & HEALTH CARE CENTER		345	24	7%	369
VETERANS AFFAIRS MEDICAL CENTER - LAKE CITY		52	316	86%	368
EPWORTH VILLAGE RETIREMENT COMMUNITY		361	6	2%	367
TRENTON MEDICAL CENTER INC DBA PALMS MEDICAL GROUP	4	270	93	25%	367
Life Care Center at Inverrary		356	10	3%	366
SANFORD LABORATORIES		333	32	9%	365
METROPOLITAN HOSPITAL CENTER		358	7	2%	365
COLOR GENOMICS, INC.	2	355	6	2%	363
BODYK		353	10	3%	363
Vi at Lakeside Village Skilled Nursing		346	15	4%	361
Solaris HealthCare Imperial		351	8	2%	359
FL HUD DESTIN, LLC D/B/A GRAND BOULEVARD HEALTH		320	39	11%	359
ARCPPOINT LABS OF SARASOTA MANATEE		275	83	23%	358
HAINES CITY REHABILITATION AND NURSING CENTER		334	24	7%	358
Palmetto Subacute Care Center		346	11	3%	357
JACKSONVILLE KIDS PEDIATRICS, PLLC		320	35	10%	355
LASER & SURGERY CENTER OF THE PALM BEACHES		353	2	1%	355
KISSIMMEE FACILITY OPERATIONS LLC		330	24	7%	354
HOLIDAY CVS LLC DBA CVS/PHARMACY #0440		338	16	5%	354
ST CATHERINE'S WEST REHABILITATION HOSPITAL		341	13	4%	354
Marshall Health and Rehabilitation Center		304	49	14%	353
LAKE EUSTIS HEALTH AND REHABILITATION CENTER		345	8	2%	353
Solaris Healthcare Coconut Creek		347	6	2%	353
MY CLINICAL LAB		223	129	37%	352
VILLAGE AT VIENNA SQUARE,THE	6	329	17	5%	352
ESTERO ISLAND MEDICAL CENTER		279	73	21%	352
CORAL BAY HEALTHCARE AND REHABILITATION	1	338	12	3%	351
EMED LABS, LLC	3	333	15	4%	351
ELMHURST HOSPITAL CENTER	1	320	30	9%	351
FOUNTAIN INN NURSING & REHABILITATION CTR, INC		344	6	2%	350
MY HEALTHY BLUEPRINT BY BAPTIST HEALTH CARE		296	54	15%	350
RITECARE MEDICAL CENTER		264	85	24%	349
COMMUNITY HEALTH AND REHABILITATION CENTER		284	63	18%	347
BEAR CREEK NURSING CENTER		342	5	1%	347
SELECT REFERENCE LABORATORIES, LLC	1	333	12	3%	346
HEALTH DESIGNS		332	14	4%	346
USAFSAM/PHE		175	170	49%	345
The Care Center at Pinellas Park	1	333	11	3%	345
ADVANCED AMBULATORY SURGERY CENTER		332	13	4%	345

COVID-19: testing by laboratory

Data through Apr 17, 2021 verified as of Apr 18, 2021 at 09:25 AM

Data in this report are provisional and subject to change.

The numbers in the table below represent the number of Florida and non-Florida residents for whom test results were received by the Department of Health. A person can be tested by more than one laboratory and can have both positive and negative results. **Therefore, the sum of the numbers in each column will be larger than the total number of people tested.**

Reporting lab	Inconclusive	Negative	Positive	Percent positive	Total
FLORIDA HEALTH CARE PLANS			344	100%	344
ADVENT HEALTH CENTRA CARE - PALM COAST		80	262	77%	342
Solaris Healthcare Lake Bennet		304	37	11%	341
TAVARES PEDIATRICS		289	52	15%	341
RIVERS FAMILY MEDICINE PA		259	82	24%	341
ARGO SENIOR LIVING AT HAVERHILL		320	21	6%	341
AVANTE AT LEESBURG INC		335	5	1%	340
CRONOS CLINICAL LABORATORY	22	227	91	27%	340
FAMILY CARE PARTNERS OF NE FLORIDA LLC		265	74	22%	339
MEDICAL CENTER AT OCEAN REEF,THE		321	17	5%	338
SOUTHWEST ORLANDO FAMILY MEDICINE, PL		280	58	17%	338
AVENTURA REHAB AND NURSING CENTER		321	16	5%	337
The Grove Health and Rehabilitation		312	24	7%	336
DEPARTMENT OF HEALTH BUREAU OF FAMILY		328	7	2%	335
KEY WEST HEALTH AND REHAB	1	326	8	2%	335
PALMS REHABILITATION AND HEALTHCARE CENTER		296	38	11%	334
FRICKS PHARMACY		271	63	19%	334
NORTH PINELLAS STATMED QUICK QUALITY CLINICS		236	97	29%	333
HOLLEY NAVARRE MEDICAL CLINIC		254	79	24%	333
PARTICLE THEORY LABS		309	23	7%	332
VILLAGE PLACE NH LLC		300	31	9%	331
DELTONA HEALTH CARE		307	24	7%	331
JACKSON PLAZA NURSING & REHAB CENTER	6	316	9	3%	331
REGENTS PARK OF BOCA RATON		327	4	1%	331
Life Care Center at Wells Crossing		309	21	6%	330
KENNEDY PAIN CLINIC GROUP LLC		296	34	10%	330
Avante at St Cloud, Inc.		320	10	3%	330
LabCorp (Non-Interfaced)	2	128	199	60%	329
HOSPICE OF LAKE & SUMTER INC	1	320	8	2%	329
RENAISSANCE AT THE TERRACES		326	3	1%	329
MANOR CARE OF NAPLES FL LLC		325	4	1%	329
GEORGIA PUBLIC HEALTH LABORATORY		302	26	8%	328
BAPTIST HEALTH SOUTH FLORIDA - WEST BOCA URGENT CARE		269	59	18%	328
LA MER NH LLC		322	5	2%	327
PHYSICIANS REGIONAL WALK-IN		195	132	40%	327
RULEME CENTER	2	295	30	9%	327
SILVER CREEK SENIOR LIVING COMMUNITY		321	5	2%	326
LUIS A GHIGLINO MD PA		315	11	3%	326
AMERICAN FINNISH NURSING HOME	2	316	8	2%	326
GOOD SAMARITAN SOCIETY-DAYTONA		305	21	6%	326
PIONEER CLINICAL LAB, LLC		212	113	35%	325
AVON PARK PEDIATRICS INC	3	288	34	10%	325
FLETCHER HEALTH AND REHABILITATION CENTER		323	1	0%	324
Avante at Inverness		321	3	1%	324
WESTCHESTER GARDENS LIMITED PARTNERSHIP		314	9	3%	323
ROSEN MEDICAL CENTER		281	42	13%	323

COVID-19: testing by laboratory

Data through Apr 17, 2021 verified as of Apr 18, 2021 at 09:25 AM

Data in this report are provisional and subject to change.

The numbers in the table below represent the number of Florida and non-Florida residents for whom test results were received by the Department of Health. A person can be tested by more than one laboratory and can have both positive and negative results. **Therefore, the sum of the numbers in each column will be larger than the total number of people tested.**

Reporting lab	Inconclusive	Negative	Positive	Percent positive	Total
MANORCARE AT LELY PALMS		318	5	2%	323
MACCLENNY NURSING AND REHAB		304	18	6%	322
DAYTONA BEACH HEALTH AND REHAB CENTER		319	2	1%	321
SIGNATURE HEALTHCARE AT THE COURTYARD		274	47	15%	321
Concordia Village of Tampa AL		316	5	2%	321
ST LUCIE EMPLOYEE HEALTH & WELLNESS CENTER		314	7	2%	321
BAPTIST HEALTH URGENT CARE AT PLANTATION		262	58	18%	320
CITY OF PORT SAINT LUCIE		296	24	8%	320
REHABILITATION CENTER OF LAKE CITY, THE		292	28	9%	320
PruittHealth Santa Rosa		225	94	29%	319
ST JUDE CHILDREN'S RESEARCH HOSPITAL		304	15	5%	319
ST JAMES HEALTH AND REHABILITATION CENTER		232	87	27%	319
BIOCEPT		296	22	7%	318
LODGE HEALTH AND REHABILITATION CENTER, THE		285	33	10%	318
POMPANO REHABILITATION AND NURSING CTR		317	1	0%	318
AVELLINO LAB USA, INC	1	304	13	4%	318
Surrey Place Healthcare and Rehabilitation		315	2	1%	317
EDGEWATER AT WATERMAN VILLAGE, THE		300	16	5%	316
FLORIDA KEYS PEDIATRICS & ADOLESCENT CENTER		297	18	6%	315
Life Care Center of Sarasota		302	13	4%	315
LUTHERAN HAVEN		306	9	3%	315
BAY COUNTY SHERIFFS OFFICE JAIL FACILITY		262	53	17%	315
CRYSTAL RIVER HEALTH & REHAB		311	3	1%	314
HUNT CLUB PEDIATRIC ASSOCIATES, P.A.		269	45	14%	314
ACCURATE DIAGNOSTIC LABS, INC		296	18	6%	314
MEDEXPRESS LUTZ		3	311	99%	314
GENESIS MEDICAL LABORATORY MIAMI FL.		83	230	73%	313
JACKSONVILLE VA UNIVERSITY OPC	4	300	9	3%	313
HEATHER HILL HEALTHCARE CENTER		267	46	15%	313
MARION AND BERNARD L SAMSON NURSING CENTER		307	4	1%	311
TALLAHASSEE NHHI LLC	1	282	27	9%	310
PEACHTREE IMMEDIATE CARE		250	59	19%	309
HOMESTEAD MANOR	2	266	41	13%	309
OSPREY LODGE		248	59	19%	307
SUNCOAST URGENT CARE		231	75	25%	306
CENTERSTONE OF FLORIDA		279	26	9%	305
Avante at Orlando	1	298	6	2%	305
STATMED QUICK QUALITY CLINIC AT NORTH PINELLAS		66	239	78%	305
LAKELAND REGIONAL HEALTH SYSTEMS INC		39	266	87%	305
CLARE BRIDGE ORMOND BEACH	1	303			304
TIERRA PINES CENTER		290	13	4%	303
SILVERCREST HEALTH AND REHABILITATION CENTER	3	290	8	3%	301
ST JOSEPH'S HOSPITAL LABORATORY		1	300	100%	301
CROSS POINTE CARE CENTER	2	293	6	2%	301
ARCPPOINT LABS OF ST PETERSBURG		209	90	30%	299
BOCA BIOLISTICS REFERENCE LABORATORY	2	185	112	37%	299

COVID-19: testing by laboratory

Data through Apr 17, 2021 verified as of Apr 18, 2021 at 09:25 AM

Data in this report are provisional and subject to change.

The numbers in the table below represent the number of Florida and non-Florida residents for whom test results were received by the Department of Health. A person can be tested by more than one laboratory and can have both positive and negative results. **Therefore, the sum of the numbers in each column will be larger than the total number of people tested.**

Reporting lab	Inconclusive	Negative	Positive	Percent positive	Total
CONSULATE HEALTH CARE OF SAFETY HARBOR		292	7	2%	299
PERSONALIZED GENETIC TESTING	3	196	100	33%	299
ELLENTON PEDIATRICS PA		280	18	6%	298
BUENA VISTA URGENT CARE		264	34	11%	298
LAKE PARK OF MADISON		285	11	4%	296
BROOKDALE DESTIN		284	12	4%	296
SARAPATH DIAGNOSTICS		170	126	43%	296
LONGWOOD FAMILY PRACTICE		226	69	23%	295
BAYA POINTE NURSING AND REHABILITATION		211	83	28%	294
Chatsworth at PGA National, LLC		281	13	4%	294
NORTHWEST MEDICAL CENTER CLINICAL LABORATORY		175	118	40%	293
AFTER HOURS PEDIATRICS INC	1	1	290	99%	292
CYPRESS COVE		286	6	2%	292
Sunset Point Center		287	4	1%	291
BIOIQ		243	48	16%	291
WHITE WILSON MEDICAL IMMEDIATE CARE NICEVILLE		66	224	77%	290
CONCIMED LLC		260	30	10%	290
PALM GARDEN OF GAINESVILLE	2	285	2	1%	289
AUBURN UNIVERSITY MEDICAL CLINIC		227	62	21%	289
STERLING HOUSE OF DELAND		288	1	0%	289
DOCTORS MEMORIAL HOSPITAL		158	131	45%	289
FLORIDA ATLANTIC UNIVERSITY STUDENT HEALTH		238	51	18%	289
AMERICAN HEALTH ASSOCIATES INC	1	270	18	6%	289
renaissance health and rehabilitation center		266	22	8%	288
West Melbourne Health and Rehabilitation Center		287	1	0%	288
EAST RIDGE RETIREMENT VILLAGE		285	2	1%	287
HAVEN OF OUR LADY OF PEACE INC		279	8	3%	287
PONTE VEDRA GARDENS		286	1	0%	287
USA HEALTH UNIVERSITY HOSPITAL CLINICAL LABORATORY	1	275	10	3%	286
DE LUNA HEALTH AND REHABILITATION CENTER		263	23	8%	286
WESTWOOD HEALTHCARE SNF		240	46	16%	286
W FRANK WELLS NURSING HOME		257	29	10%	286
RIVERWOOD HEALTH NH LLC		245	39	14%	284
AURORA DIAGNOSTICS BERNHARDT LABORATORIES PATHOLOGY SERVICE		190	93	33%	283
DAVID SCOTT MADWAR MD PA□		254	29	10%	283
CHIPOLA HEALTH AND REHAB		265	18	6%	283
PROTEUS MOLECULAR AND CLINICAL LAB	1	169	112	40%	282
220 GOLDEN, LLC	1	264	16	6%	281
PAVILION FOR HEALTHCARE, THE		278	3	1%	281
LAKE SIDE NEUROLOGIC		268	12	4%	280
ARBOR FACILITY INC		277	3	1%	280
Solaris Senior Living North Naples ALF		271	9	3%	280
CONEY ISLAND HOSPITAL	1	269	10	4%	280
ARDEN COURTS OF TAMPA□	2	273	5	2%	280
NAIA		278	1	0%	279
Terrace Health and Rehab		275	4	1%	279

COVID-19: testing by laboratory

Data through Apr 17, 2021 verified as of Apr 18, 2021 at 09:25 AM

Data in this report are provisional and subject to change.

The numbers in the table below represent the number of Florida and non-Florida residents for whom test results were received by the Department of Health. A person can be tested by more than one laboratory and can have both positive and negative results. **Therefore, the sum of the numbers in each column will be larger than the total number of people tested.**

Reporting lab	Inconclusive	Negative	Positive	Percent positive	Total
CHIPOLA MEDICAL ASSOCIATES, LLC		202	76	27%	278
PRUITT HEALTH-SANTA ROSA		275	2	1%	277
VETERANS AFFAIRS MEDICAL CENTER - MIAMI		2	275	99%	277
HARBOURWOOD	1	272	4	1%	277
Rehabilitation Center for Park Place LLC		266	11	4%	277
Crossbreeze care center	1	274	2	1%	277
JACKSONVILLE UNIVERSITY	1	261	14	5%	276
VILLAGES REGIONAL HOSPITAL SURGERY CENTER LLC, THE		218	58	21%	276
Chatham Glen Healthcare and Rehabilitation Center		266	8	3%	274
NASSAU COUNTY JAIL		229	45	16%	274
Glades West Rehabilitation and Nursing Center		266	8	3%	274
AMERICAN RESEARCH LABS		249	24	9%	273
WILLISTON PEDIATRICS PA	1	236	36	13%	273
FIRST CHOICE PRIMARY CARE		216	56	21%	272
MEDICATION ROOMS-CSU/CI NURSE STATION	1	256	13	5%	270
BROWARD NURSING & REHABILITATION CTR	8	248	14	5%	270
PBC FIREFIGHTER BENEFIT FUND WELLNESS CENTER		225	45	17%	270
Premier Place at The Glenview		261	9	3%	270
FIRST CHOICE PEDIATRICS INC		241	29	11%	270
MIDWAY PRIMARY CARE, LLC	11	173	86	32%	270
SANDY PINES	2	225	43	16%	270
BRENTWOOD RETIREMENT COMMUNITY	5	233	31	12%	269
APOLLO HEALTH & REHABILITATION		262	7	3%	269
ADVENT HEALTH CARE CENTER	9	246	14	5%	269
FAMILY MEDICAL CARE OF PALM BEACH		190	79	29%	269
LAKE VIEW CARE CENTER AT DELRAY		263	6	2%	269
ADVENT HEALTH CENTRA CARE - ORMOND BEACH		113	155	58%	268
HOLISTIC PEDIATRICS GROUP LLC		247	21	8%	268
AMELIA MEDICAL CARE		112	155	58%	267
ATLANTIC URGENT CARE		186	81	30%	267
WASHINGTON REHAB AND NURSING		257	10	4%	267
DOS OF NORTH SHORES NURSING & REHAB CENTER		267			267
ST MARK VILLAGE	1	261	5	2%	267
BOND CLINIC, PA		195	70	26%	265
THE PLAYERS CHAMPIONSHIP		265			265
SERANADES BY SONATA WEST ORANGE		236	29	11%	265
ENCOMPASS HEALTH REHABILITATION OF SEA PINES		263	1	0%	264
HIGHLANDS URGENT CARE			263	100%	263
Cross Gardens Care Center		262	1	0%	263
JUPITER MEDICAL CENTER URGENT CARE - STUART		199	63	24%	262
ST VINCENT'S AMBULATORY CARE INC DBA	2	225	33	13%	260
HEARTLAND PEDIATRICS OF LAKE PLACID PA	1	227	32	12%	260
CLIFFORD CHESTER SIMS VA NURSING HOME		251	9	3%	260
JUPITER MEDICAL CENTER URGENT CENTER		214	46	18%	260
NORTH FLORIDA PEDIATRICS - MARIANNA		219	40	15%	259
CONSULATE HEALTHCARE OF KISSIMMEE		247	12	5%	259

COVID-19: testing by laboratory

Data through Apr 17, 2021 verified as of Apr 18, 2021 at 09:25 AM

Data in this report are provisional and subject to change.

The numbers in the table below represent the number of Florida and non-Florida residents for whom test results were received by the Department of Health. A person can be tested by more than one laboratory and can have both positive and negative results. **Therefore, the sum of the numbers in each column will be larger than the total number of people tested.**

Reporting lab	Inconclusive	Negative	Positive	Percent positive	Total
ALLIANCE PEDIATRICS PA		253	6	2%	259
ADVENT HEALTH - ORLANDO		195	63	24%	258
AZALEA TRACE		245	13	5%	258
BRADEN RIVER REHABILITATION CENTER LLC		257	1	0%	258
FLORIDA WOMAN CARE LABORATORY LLC		232	26	10%	258
FORT MYERS REHABILITATION AND NURSING CENTER		231	26	10%	257
NADAL PEDIATRICS		216	40	16%	256
MIAMI JEWISH HEALTH SYSTEMS, INC	4	242	10	4%	256
SURREY PLACE CARE CENTER		249	7	3%	256
TERRACES OF LAKE WORTH CARE CENTER		244	12	5%	256
SHC College Park		253	2	1%	255
MARTIN MEMORIAL MEDICAL CENTER LAB		128	127	50%	255
FARAH MEDICAL		240	15	6%	255
WALGREENS 10670		221	34	13%	255
SIGNATURE HEALTHCARE OF ORANGE PARK		250	4	2%	254
PROFESSIONAL URGENT CARE SERVICES		203	51	20%	254
LAKEVIEW INTERNAL MEDICINE		192	62	24%	254
AVANTE AT ORMOND BEACH INC		247	6	2%	253
SHELL POINT VILLAGE MEDICAL CENTER		246	7	3%	253
BAYVIEW CENTER		247	5	2%	252
KR at Hillsborough Lakes/Lutz Healthcare		242	10	4%	252
STUART - FAIRGROUNDS		219	32	13%	251
HOSPICE OF ST FRANCIS INC		244	7	3%	251
BUREAU OF CLINICAL LABORATORIES		209	41	16%	250
FELLOWSHIP HOME AT THE FAIRWAY LLC		243	7	3%	250
FLORIDA CLINICAL LABORATORY-BIOREFERENCE LABORATORIES		99	151	60%	250
SEAVIEW NURSING AND REHABILITATION CENTER		240	10	4%	250
CARRINGTON PLACE OF ST PETE LLC		242	6	2%	248
UCC - WELLINGTON		3	244	99%	247
ADVENTHEALTH EXPRESS CARE AT WESLEY CH		218	29	12%	247
VI AT BENTLEY VILLAGE HOME CARE		246	1	0%	247
Consulate Health Care of St. Petersburg		239	7	3%	246
AVECINA MOBILE		121	125	51%	246
Heritage Healthcare at Tallahassee		239	7	3%	246
ROSEWOOD HEALTHCARE & REHABILITATION CENTER		239	6	2%	245
MALABAR/ADVENT CENTRA CARE		48	196	80%	244
MARTIN ACQUISITION 1 LLC DBA		230	14	6%	244
MIAMI CEREBRAL PALSY RESIDENTIAL		243	1	0%	244
HOMESTEAD VILLAGE		233	11	5%	244
Jacaranda Manor		242	1	0%	243
PALMS FACILITY INC		228	15	6%	243
D PEDIATRICS		222	21	9%	243
WHITE WILSON MEDICAL CENTER IMMEDIATE CARE		135	108	44%	243
TGH		1	241	100%	242
Orchid Cove at Sarasota		241	1	0%	242
ARCHER HEALTH VENTURES, LLC		217	25	10%	242

COVID-19: testing by laboratory

Data through Apr 17, 2021 verified as of Apr 18, 2021 at 09:25 AM

Data in this report are provisional and subject to change.

The numbers in the table below represent the number of Florida and non-Florida residents for whom test results were received by the Department of Health. A person can be tested by more than one laboratory and can have both positive and negative results. **Therefore, the sum of the numbers in each column will be larger than the total number of people tested.**

Reporting lab	Inconclusive	Negative	Positive	Percent positive	Total
EVENT MED SERVICES LABORATORY		236	5	2%	241
MILLENNIUM PHYSICIAN GROUP LLC		209	32	13%	241
GOOD SAMARITAN CARES		236	5	2%	241
EDGEWOOD NURSING CENTER		231	10	4%	241
QUICK CARE MED LLC	1	185	55	23%	241
STERLING HOUSE OF WINTER HAVEN		237	3	1%	240
PALM GARDEN OF AVENTURA		236	4	2%	240
AMERICAN HOUSE SENIOR LIVING		189	51	21%	240
CLARE BRIDGE OF SARASOTA		238	2	1%	240
SOUTHLAND SUITES OF ORMOND BEACH	4	236			240
RAPID RELIABLE TESTING NY LLC		227	12	5%	239
IMA MEDICAL GROUP		166	73	31%	239
ORANGE COUNTY HEALTH DEPT		228	11	5%	239
PEDIATRICS IN BREVARD PA- ROCKLEDGE		198	41	17%	239
AMERICAN ESOTERIC LAB-BIRMINGHAM		234	4	2%	238
STAR CARE		201	37	16%	238
Flagler Health and Rehabilitation		234	3	1%	237
CCS - JOSEPH V CONTE		235	2	1%	237
ST ANTHONYS REHABILITATION HOSPITAL	9	225	2	1%	236
ST AUGUSTINE HEALTH & REHAB CENTER		235	1	0%	236
OAKBROOK HEALTH AND REHABILITATION CENTER	1	221	14	6%	236
NAPHCARE, INC AT MANATEE COUNTY JAIL		209	26	11%	235
REGENTS PARK AT AVENTURA		221	14	6%	235
BAY TREE CARE AND REHABILITATION CENTER		197	38	16%	235
OAK HAMMOCK AT THE UNIVERSITY OF FLORIDA		229	6	3%	235
GUEST HOUSE OCALA, THE		225	9	4%	234
LAKESIDE HEALTH CENTER		234			234
SAMIR EBEID MD		210	23	10%	233
VETERANS AFFAIRS ORLANDO VA MEDICAL CENTER			233	100%	233
Sunnyside Nursing Home		230	3	1%	233
Lake Port Square Health Center		215	17	7%	232
MANDARIN PEDIATRICS		210	22	9%	232
LCS SANDHILL COVE LLC DBA	6	217	9	4%	232
PADDOCK RIDGE		229	3	1%	232
COLLIER PHARMACY		185	46	20%	231
SOLARIS SENIOR LIVING VERO BEACH		223	8	3%	231
ManorCare Health Services-Palm Harbor	1	229	1	0%	231
Signature healthcare of Jacksonville		225	5	2%	230
Avante at Lake Worth, Inc.		227	3	1%	230
SPRINGS AT LAKE POINTE WOODS		228	2	1%	230
THE RESIDENCE AT TIMBER PINES	4	201	25	11%	230
LYNN HAVEN SPORTS COMPLEX-WALKON CLINIC		21	209	91%	230
PINELLAS CARE CENTER		195	35	15%	230
LEESBURG PEDIATRICS		192	36	16%	228
ASCENSION MEDICAL GROUP		5	223	98%	228
MORSELIFE MEMORY CARE RESIDENCE		219	9	4%	228

COVID-19: testing by laboratory

Data through Apr 17, 2021 verified as of Apr 18, 2021 at 09:25 AM

Data in this report are provisional and subject to change.

The numbers in the table below represent the number of Florida and non-Florida residents for whom test results were received by the Department of Health. A person can be tested by more than one laboratory and can have both positive and negative results. **Therefore, the sum of the numbers in each column will be larger than the total number of people tested.**

Reporting lab	Inconclusive	Negative	Positive	Percent positive	Total
CHILDREN MED CARE INC		195	33	14%	228
FORT PIERCE HEALTH CARE		220	7	3%	227
Lakewood Nursing Center		198	29	13%	227
PARKS HEALTHCARE & REHABILITATION CTR	4	211	11	5%	226
NSPIRE HEALTHCARE LAUDERHILL		219	6	3%	225
NORTH FLORIDA PEDIATRICS PA - DUVAL		196	29	13%	225
BARTRAM CROSSING		225			225
DISCOVERY VILLAGE AT MELBOURNE		197	27	12%	224
FLORIDA HEALTH CARE PLAN INC		2	222	99%	224
PATHWAY PHARMACY		186	38	17%	224
ADVANCED MEDICAL GROUP		1	223	100%	224
LEHIGH VALLEY GENOMICS			223	100%	223
ADVENT HEALTH - LAKE NONA		193	30	13%	223
INN AT ASTON GARDENS, THE		215	8	4%	223
KINDRED HOSPITAL THE PALM BEACHES		218	5	2%	223
life Care Center of Melbourne		206	17	8%	223
WIREGRASS DIRECT PRIMARY CARE PLLC		190	33	15%	223
CORAL REEF NURSING & REHABILITATION CENTER		214	8	4%	222
PINNACLES PEDS CARE PA		222			222
BORLAND GROOVER CLINIC	1	184	37	17%	222
CONSULATE HEALTH CARE OF MELBOURNE		217	5	2%	222
HCTB INC		184	38	17%	222
ALLSOUTH URGENT CARE		52	169	76%	221
COLONY CLUB ALF,THE	1	207	13	6%	221
CONCORD LIFE SCIENCES LLC	2	201	17	8%	220
DOCTORS MEMORIAL FAMILY MEDICINE	2	152	66	30%	220
SUPERIOR RESIDENCES OF PANAMA CITY BEACH		213	7	3%	220
ARDEN COURTS OF FORT MYERS		213	7	3%	220
CCS - PAUL REIN DETENTION FACILITY		153	66	30%	219
WOOD LAKE HEALTH AND REHABILITATION CENTER		219			219
CORAL GABLES NURSING & REHABILITATION CENTER		209	10	5%	219
CARENOW LAKE MARY		45	174	79%	219
Boynton Beach Rehabilitation Center	2	213	4	2%	219
ANGELS DIAGNOSTIC GROUP		174	45	21%	219
ADVENT HEALTH CENTRA CARE - DAYTONA BEACH		94	124	57%	218
FLAGLER COUNTY DETENTION CENTER		205	13	6%	218
ARDEN COURTS OF SEMINOLE		177	41	19%	218
LAKE PORT SQUARE		200	17	8%	217
Avante at Melbourne		212	5	2%	217
ST. CLOUD REGIONAL MEDICAL CENTER		199	18	8%	217
MACTOWN, INC		215	2	1%	217
THE MANOR AT CARPENTERS		185	32	15%	217
KENILWORTH CARE & REHABILITATION CENTER		199	17	8%	216
BROOKDALE ATRIM WAY		210	6	3%	216
SUNLIFE PHARMACY		190	26	12%	216
Taylor Care Center		210	5	2%	215

COVID-19: testing by laboratory

Data through Apr 17, 2021 verified as of Apr 18, 2021 at 09:25 AM

Data in this report are provisional and subject to change.

The numbers in the table below represent the number of Florida and non-Florida residents for whom test results were received by the Department of Health. A person can be tested by more than one laboratory and can have both positive and negative results. **Therefore, the sum of the numbers in each column will be larger than the total number of people tested.**

Reporting lab	Inconclusive	Negative	Positive	Percent positive	Total
MEDICAL CONSULTANTS OF FLORIDA LLC	1	181	33	15%	215
GATEWAY/ADVENT CENTRA CARE	1	24	190	88%	215
BLOCK, NATION, CHASE, AND SMOLEN FAMILY MEDICINE		157	57	27%	214
BAY VUE NURSING AND REHABILITATION CENTER		204	10	5%	214
The Ponce Therapy Care Center		210	4	2%	214
ST PETERSBURG PEDIATRICS-EAST BAY	1	179	34	16%	214
KEY LARGO - LARGO CARGO		193	21	10%	214
LIFE CARE CENTER OF PORT ST. LUCIE		201	12	6%	213
COLLIER COUNTY JAIL		211	2	1%	213
Consulate Healthcare of West Palm Beach		197	16	8%	213
ADVENT HEALTH - PALM HARBOR ER		171	42	20%	213
LAKE REGIONAL URGENT CARE		12	201	94%	213
POCONO MEDICAL CENTER		212	1	0%	213
San Jose Health & Rehabilitation		207	6	3%	213
Bayside Health and Rehabilitation		181	31	15%	212
CONSULATE HEALTH CARE OF WINTER HAVEN		209	3	1%	212
A PLUS PEDIATRICS		186	25	12%	211
FULGENT GENETICS	3	166	42	20%	211
The Waterford		208	3	1%	211
SUNRISE DIAGNOSTIC LABORATORY		158	53	25%	211
VIERA DEL MAR HEALTH AND REHABILITATION CENTER		202	8	4%	210
BOCA RATON REHABILITATION CENTER	4	202	4	2%	210
BENDERSON FAMILY SKILLED NURSING AND□		193	17	8%	210
HEALTH FIRST - HOLMES REGIONAL MEDICAL CENTER		32	178	85%	210
GOOD SAMARITAN SOCIETY OF DELAND		199	11	5%	210
GLENRIDGE ON PALMER RANCH,THE		202	8	4%	210
Royal Oaks Nursing and Rehab		209	1	0%	210
The Palace Nursing and Rehabilitation Center		209			209
MATHISON RETIREMENT COMMUNITY, INC	1	200	8	4%	209
Whispering Oaks	11	175	23	11%	209
Nspire Health Care Kendall		199	10	5%	209
GENETIC TECHNOLOGICAL INNOVATIONS, LLC		196	13	6%	209
SACRED HEART HEALTH SYSTEM INC		172	36	17%	208
RIVERSIDE RECOVERY OF TAMPA		207	1	0%	208
CAREATC CITY OF TAMPA	3	173	32	15%	208
UNIVERSITY OF MIAMI		77	131	63%	208
PALMS MEDICAL GROUP HIGH SPRINGS		174	34	16%	208
ESCAMBIA COUNTY JAIL DETENTION DIVISION		203	5	2%	208
YOUR FAMILY WALK-IN CLINIC		15	192	93%	207
PORT CHARLOTTE HMA		183	23	11%	206
LAB CORP	1	120	85	41%	206
TARPON POINT NURSING AND REHABILITATION CENTER		203	3	1%	206
ALL SEASONS NAPLES LLC□		198	8	4%	206
BONITA PHARMACY		187	19	9%	206
MIRACLE HILL NURSING & REHABILITATION CENTER INC		200	6	3%	206
LABCORP BURLINGTON	1	157	48	23%	206

COVID-19: testing by laboratory

Data through Apr 17, 2021 verified as of Apr 18, 2021 at 09:25 AM

Data in this report are provisional and subject to change.

The numbers in the table below represent the number of Florida and non-Florida residents for whom test results were received by the Department of Health. A person can be tested by more than one laboratory and can have both positive and negative results. **Therefore, the sum of the numbers in each column will be larger than the total number of people tested.**

Reporting lab	Inconclusive	Negative	Positive	Percent positive	Total
GEORGE SAFRAN MD PC		193	13	6%	206
Cross Terrace REhabilitation		203	2	1%	205
PEDIATRIC SPECIALISTS MEDICAL GROUP	1	184	20	10%	205
HIALEAH SHORES NURSING AND REHAB CENTER		197	8	4%	205
PCB CLINIC		159	45	22%	204
PALM HARBOR FAMILY PRACTICE & WALK-IN		157	47	23%	204
DISCOVERY VILLAGE AT NAPLES		187	17	8%	204
MCW MENTAL HEALTH LLC		200	4	2%	204
NEW YORK CITY DEPARTMENT OF HEALTH & MENTAL		170	34	17%	204
SENIOR LIVING VII TAMPA LLC	1	193	9	4%	203
JUNO DERMATOLOGY LLC		186	17	8%	203
BROOKDALE OF SPRING HILL	9	192	2	1%	203
REGENCY PARK		185	18	9%	203
Sunrise Health and Rehabilitation Center		195	8	4%	203
PATHGROUP LABS LLC		97	106	52%	203
TUSCAN GARDENS OF PALM COAST		198	5	2%	203
PHYSICIANS PRIMARY CARE OF SOUTHWEST FLORIDA	1	184	17	8%	202
SOUTH BALDWIN REGIONAL MEDICAL CENTER		189	13	6%	202
ADVENT HEALTH CENTRA CARE - APOPKA NORTH		172	30	15%	202
POLK COUNTY HEALTH DEPARTMENT		178	24	12%	202
Governors Creek Health and Rehabilitation	1	198	2	1%	201
VAMC WEST PALM LAB		5	196	98%	201
MIAMI VA HEALTHCARE SYSTEM			201	100%	201
AMA MEDICAL GROUP LLC		169	32	16%	201
TRUE NORTH HEALTH NAVIGATION LLC DBA DISPATCHHEALTH	1	168	32	16%	201
FLORIDA DEPARTMENT OF HEALTH IN TAYLOR COUNTY	1	156	43	22%	200
HOSPITAL FOR SPECIAL SURGERY		197	3	2%	200
HERITAGE HEALTHCARE AND REHABILITATION CENTER		195	5	3%	200
HUNT CLUB PEDIATRIC ASSOCIATES PA		134	66	33%	200
PATRIOT MEDICAL LABORATORIES		192	8	4%	200
ADVENT HEALTH - CARROLLWOOD	4	169	26	13%	199
GULF COAST MEDICAL CENTER		193	6	3%	199
GRACE PEDIATRICS		168	31	16%	199
AVANTE OF BOCA RATON		198	1	1%	199
DEPARTMENT OF HEALTH & HUMAN SERVICES		198			198
EDWARD J HEALEY REHAB & NURSING CENTER		198			198
LAUREL POINT CARE ACQUISITION LLC DBA SANDGATE GARDENS REHAB AND NURSI		171	27	14%	198
ABSOLUTE HEALTH INTERNAL MEDICINE AND PEDIATRICS		177	21	11%	198
Kindred Hospital South Florida Hollywood SNU		189	8	4%	197
WORKPLACE SCREENING INTELLIGENCE			197	100%	197
VILLA MARIA WEST SKILLED NURSING FACILITY		189	8	4%	197
RIVERWOOD CENTER,THE		186	10	5%	196
ABBIEJEAN RUSSELL CARE CENTER		195	1	1%	196
NO FLORIDA PEDIATRICS, PA		169	27	14%	196
ARDEN COURTS OF DELRAY BEACH FL LLC	3	182	10	5%	195
JACKSONVILLE NURSING AND REHAB CENTER		187	8	4%	195

COVID-19: testing by laboratory

Data through Apr 17, 2021 verified as of Apr 18, 2021 at 09:25 AM

Data in this report are provisional and subject to change.

The numbers in the table below represent the number of Florida and non-Florida residents for whom test results were received by the Department of Health. A person can be tested by more than one laboratory and can have both positive and negative results. **Therefore, the sum of the numbers in each column will be larger than the total number of people tested.**

Reporting lab	Inconclusive	Negative	Positive	Percent positive	Total
Heritage Park Rehabilitation & Healthcare		177	18	9%	195
Signature Healthcare of Ormond		194	1	1%	195
BARKLEY PLACE	1	190	4	2%	195
BRUCE S WEST MD	1	193	1	1%	195
CLERMONT URGENT CARE			194	100%	194
BEACON AT GULF BREEZE, THE	2	181	11	6%	194
FINLAY CLINICAL LABORATORY INC	1	39	153	79%	193
JACKSON COUNTY HEALTH DEPARTMENT		144	49	25%	193
WALGREENS 4915	1	173	19	10%	193
SARNO EXTENDED HOURS		124	69	36%	193
FIRST CHOICE PEDIATRICS SEMORAN		98	94	49%	192
Hampton Court Nursing and Rehabilitation Center		190	2	1%	192
DOLPHIN POINTE HEALTH CARE LLC		169	23	12%	192
CYPRESS POINT LIVING, LLC		177	15	8%	192
XPRESS URGENT CARE- PORT ST. LUCIE		65	126	66%	191
PARK MEADOWS HEALTH AND REHABILITATION CENTER		191			191
HEALTH LINK DIAGNOSTIC LABORATORIES		182	9	5%	191
CARE CENTERS OF NASSAU		187	3	2%	190
NEO GENOMICS - FORT MYERS	1	183	6	3%	190
VILLAGE PEDIATRICS LLC		161	29	15%	190
NADAL PEDIATRICS - VICTORIA STREET (3385)		162	28	15%	190
PHYSICIANS REGIONAL MEDICAL CENTER - PINE RIDGE		20	169	89%	189
HEALTHPOINT MED GRP OF THE EMERALD COAST LLC		154	35	19%	189
BARBARA O'REILLY MD PA		185	4	2%	189
LIFE BRITE		171	17	9%	188
NIGHT LITE PEDIATRICS WINTER GARDEN		144	44	23%	188
TUSCAN GARDENS OF VENETIA MANAGEMENT COMPANY		174	14	7%	188
SUMMERFIELD EMERGENCY ROOM		142	46	24%	188
WOMEN'S CARE FLORIDA LABORATORY		183	5	3%	188
HAWKINS FAMILY MEDICINE LLC	1	136	51	27%	188
ZON BEACHSIDE LLC		151	37	20%	188
VIERA MANOR ASSISTED LIVING RESIDENCE		181	7	4%	188
OCEAN REEF MEDICAL CENTER		150	38	20%	188
GATTOLINE ENTERPRISES, INC. DBA FAMILY CARE PHARMACY		154	33	18%	187
US MEDICAL CARE, INC		164	23	12%	187
PLANTATION NURSING & REHAB CENTER		187			187
GLADES HEALTH CARE CENTER		184	3	2%	187
FLORIDA MEDICAL CLINIC LLC		115	71	38%	186
LIFE CARE CENTER OF ALTAMONTE SPRINGS		157	29	16%	186
CSL PLASMA		31	155	83%	186
GEORGIA DEPARTMENT OF PUBLIC HEALTH	1	5	180	97%	186
LAKE WALES OPERATING GROUP LLC		181	5	3%	186
ANTHEM LAKES LLC		151	35	19%	186
ADVENT		172	13	7%	185
PPC-LAB EDI ORCHARD BI		176	9	5%	185
BAPTIST HEALTH PRIMARY CARE	1	134	50	27%	185

COVID-19: testing by laboratory

Data through Apr 17, 2021 verified as of Apr 18, 2021 at 09:25 AM

Data in this report are provisional and subject to change.

The numbers in the table below represent the number of Florida and non-Florida residents for whom test results were received by the Department of Health. A person can be tested by more than one laboratory and can have both positive and negative results. **Therefore, the sum of the numbers in each column will be larger than the total number of people tested.**

Reporting lab	Inconclusive	Negative	Positive	Percent positive	Total
FREEDOM SQUARE NURSING CENTER		176	8	4%	184
BROOKDALE ORANGE PARK		182	2	1%	184
CANTERFIELD OF CLAY COUNTY		146	38	21%	184
VIPEDIATRICS PLLC		169	15	8%	184
ST. JAMES BAY HEALTH AND REHABILITATION CENTER		183	1	1%	184
ARDEN COURTS OF LARGO FL, LLC		162	22	12%	184
CANTERFIELD OF OCALA, LLC		173	11	6%	184
BVM THE BRIDGES LLC		184			184
CHARTER SENIOR LIVING OF PANAMA CITY BEACH		162	21	11%	183
SUNY UPSTATE MEDICAL UNIVERSITY		168	15	8%	183
ADVENT HEALTH CENTRA CARE - WESLEY CHAPEL		13	170	93%	183
EXOSOME DIAGNOSTICS	1	162	19	10%	182
PRIMECARE OF DOTHAN		128	54	30%	182
BENTON HOUSE AT OAKLEAF		152	30	16%	182
PEDIATRICS OF GREATER ORLANDO		155	27	15%	182
EMBRY RIDDLE AERONAUTICAL UNIVERSITY HEALTH SERVICES		1	181	99%	182
The Inn at Sarasota Bay Club		179	2	1%	181
Emory L Bennett State Veterans Nursing Home		178	3	2%	181
NORTH BEACH REHABILITATION CENTER		179	2	1%	181
STERLING HOUSE OF PUNTA GORDA		179	1	1%	180
BAY EDUCATORS WELLNESS CENTER		122	57	32%	179
AMERICAN FAMILY MEDICAL LLC		136	43	24%	179
VITAS HEALTHCARE CORPORATION OF FL		164	15	8%	179
MEASE COUNTRYSIDE HOSPITAL		2	177	99%	179
ROSECASTLE OF ZEPHRHILLS		175	3	2%	178
RDV SPORTSPLEX PEDIATRICS		150	28	16%	178
NORTH FLORIDA INTERNAL MEDICINE PA		143	34	19%	177
BRIGHTON EGGERT PHARMACY INC		170	7	4%	177
ADVENT HEALTH CENTRA CARE - CARROLLWOOD		5	172	97%	177
MID FLORIDA PATHOLOGY LLC MOBILE UNIT #4		124	53	30%	177
ROSECASTLE OF CITRUS		147	30	17%	177
CAYUGA MEDICAL CENTER AT ITHACA		171	5	3%	176
FIRSTCARE CLINIC		97	79	45%	176
FLORIDA DEPARTMENT OF HEALTH IN ALACHUA COUNTY -		162	14	8%	176
GENE BY GENE		61	115	65%	176
ASTON GARDENS AT PELICAN MARSH		169	7	4%	176
ORLANDO HEALTH EMERGENCY DEPARTMENT		163	12	7%	175
KINDRED HOSPITAL MELBOURNE	1	168	6	3%	175
Lehigh Acres Health and Rehabilitation		163	12	7%	175
LAKEVIEW TERRACE RETIREMENT COMMUNITY		156	19	11%	175
MOBILE INFIRMARY MED CENTER PATH LAB		160	15	9%	175
ANCHOR CARE AND REHABILITATION CENTER		173	1	1%	174
WEST COAST FAMILY MEDICAL CARE		139	35	20%	174
Signature Healthcare of Palm Beach		172	2	1%	174
CENTRAL FLORIDA HEALTHCARE GROUP LLC		151	22	13%	173
ESCAMBIA COUNTY JAIL	2	133	38	22%	173

COVID-19: testing by laboratory

Data through Apr 17, 2021 verified as of Apr 18, 2021 at 09:25 AM

Data in this report are provisional and subject to change.

The numbers in the table below represent the number of Florida and non-Florida residents for whom test results were received by the Department of Health. A person can be tested by more than one laboratory and can have both positive and negative results. **Therefore, the sum of the numbers in each column will be larger than the total number of people tested.**

Reporting lab	Inconclusive	Negative	Positive	Percent positive	Total
Madison Health and Rehabilitation Center		137	36	21%	173
RITE MEDICAL CARE PC		171	2	1%	173
TRADITION MEDICAL CENTER LABORATORY		55	118	68%	173
FORT WALTON REHABILITATION CENTER		133	39	23%	172
FLORIDA HEALTH CARE PLANS INC		2	170	99%	172
QUALITY URGENT CARE AND WELLNESS PL	3	124	45	26%	172
URGENT CARE OF THE PALM BEACHES, NORTH PALM BEACH			172	100%	172
SUWANNEE VALLEY NURSING CENTER		158	14	8%	172
GULFCOAST PEDIATRICS		161	11	6%	172
BROOKDALE FORT MYERS THE COLONY		167	4	2%	171
COASTAL INTERNAL MEDICINE		132	39	23%	171
QUEENS HOSPITAL CENTER	1	160	10	6%	171
HIGHLANDS LAKE CENTER		165	5	3%	170
FHMG-FLORIDA HOSPITAL MEDICAL GROUP		144	26	15%	170
Belleair Healthcare Center		164	6	4%	170
WOODBIDGE FACILITY INC		164	5	3%	169
NO FLORIDA PEDIATRICS, PA - BRADFORD		140	29	17%	169
Life Care Center of Orlando		164	5	3%	169
EAST NEW YORK DIAGNOSTIC AND TREATMENT		159	9	5%	168
HEARTLAND HEALTHCARE AND REHAB CENTER		146	22	13%	168
FEDERATION CCRC OPERATIONS CORP		167	1	1%	168
ADVENT HEALTH CENTRA CARE - TEMPLE TERRACE	1	104	63	38%	168
PANAMA CITY DEVELOPMENTAL CENTER□		168			168
TERRACE AT HOBE SOUND, THE	1	154	12	7%	167
OSPREY VILLAGE AT AMELIA ISLAND LTD		157	10	6%	167
FINNISH AMERICAN REST HOME-ALF		165	2	1%	167
MEADOWCREST FAMILY PHYSICIANS		97	69	42%	166
WALGREENS #06012		146	20	12%	166
WESLEY HAVEN VILLA	1	131	34	20%	166
MINUTECLINIC DIAGNOSTIC OF TEXAS, LLC		149	17	10%	166
CITRUS HEALTH AND REHAB		132	33	20%	165
BROOKDALE BONITA SPRINGS		162	3	2%	165
WILTON MANORS HEALTH & REHABILITATION CENTER		156	9	5%	165
THE ARLINGTON OF NAPLES INC.		162	3	2%	165
NORTH PORT REHABILITATION AND NURSING CENTER□		163	1	1%	164
BRADENTON HEALTH CARE		163			163
TRI COUNTY NURSING HOME		162	1	1%	163
PEDIATRIC ASSOCIATES AT ARGYLE PA		156	7	4%	163
CVS		43	120	74%	163
KRYSTAL BAY NURSING AND REHABILITATION		157	6	4%	163
PRECISION GENETICS, INC		157	6	4%	163
Peninsula Care and Rehab		150	12	7%	162
KINDRED HOSPITAL - SOUTH FLORIDA		159	3	2%	162
SOMERBY LAKE NONA		154	7	4%	161
KEYSTONE REHAB		160			160
ARCADIA HEALTH AND REHABILITATION CENTER		100	60	38%	160

COVID-19: testing by laboratory

Data through Apr 17, 2021 verified as of Apr 18, 2021 at 09:25 AM

Data in this report are provisional and subject to change.

The numbers in the table below represent the number of Florida and non-Florida residents for whom test results were received by the Department of Health. A person can be tested by more than one laboratory and can have both positive and negative results. **Therefore, the sum of the numbers in each column will be larger than the total number of people tested.**

Reporting lab	Inconclusive	Negative	Positive	Percent positive	Total
GREENBRIAR REHABILITATION AND NURSING CENTER	1	159			160
ISLAND HEALTH AND REHABILITATION CENTER		159	1	1%	160
F&T MEDICAL RESEARCH, INC		160			160
HAZELDEN FLORIDA	1	151	7	4%	159
DESOTO PALMS ALF		154	5	3%	159
BROOKDALE PENSACOLA		158	1	1%	159
JEFFERSON COUNTY HEALTH DEPARTMENT-MONTICELLO		121	37	23%	158
WUESTHOFF REF LABORATORY			158	100%	158
BAYCARE HEALTH SYSTEMS		6	152	96%	158
WRIGHTS HEALTH CARE AND REHABILITATION CENTER		128	30	19%	158
SEMINOLE TRIBE OF FLORIDA		128	29	18%	157
KINDRED HOSPITAL SOUTH FLORIDA		122	35	22%	157
ALL FLORIDA FAMILY AND SPORTS MEDICINE		134	23	15%	157
DOCTORS MEMORIAL FAMILY PRACTICE	2	119	36	23%	157
MAINSTREAM DIAGNOSTIC LABORATORY LLC		133	24	15%	157
Englewood Healthcare and Rehab		141	15	10%	156
POINTE, THE		128	28	18%	156
TIMBERRIDGE NURSING HOME & REHAB		123	33	21%	156
ADVENTHEALTH MEDICAL GROUP FAMILY MEDICINE AT		117	39	25%	156
Nemours Children's Urgent Care		80	75	48%	155
PROVIDENCE HOSPITAL LABORATORY		147	8	5%	155
WALTON PLACE		155			155
COCOA BEACH/ADVENT CENTRA		41	114	74%	155
MINUTECLINIC DIAGNOSTIC		147	8	5%	155
DIAMOND RIDGE		147	8	5%	155
FAWCETT MEMORIAL HOSPITAL-LAB		39	115	75%	154
CARE RESOURCE COMMUNITY HEALTH CENTERS INC		147	7	5%	154
AMERICAN HOUSE COCONUT POINT		133	21	14%	154
PALMETTO FACILITY INC	1	153			154
JPR URGENT MEDICAL CARE		150	4	3%	154
PRUITT HEALTH		152	2	1%	154
GRAVITY DIAGNOSTICS		56	97	63%	153
ALLCARE MEDICAL CENTERS PC		129	24	16%	153
WALGREENS 6221		136	17	11%	153
HOSPICE OF THE TREASURE COAST		148	5	3%	153
PHYSICIAN PARTNERS PERRY		88	64	42%	152
CRANE CENTER		121	31	20%	152
SUNNY HILLS ALF OF SEBRING INC		140	12	8%	152
TUSCAN ISLE CHAMPIONSGATE OP CO LLC		150	2	1%	152
MINUTECLINIC LLC #3281		129	23	15%	152
NAVARRE GARDENS LLC		126	25	17%	151
ADVENTHEALTH HOSPICE CARE CENTRAL FLORIDA		147	4	3%	151
ORANGE COUNTY CORRECTIONS HEALTH SERVICES		121	30	20%	151
REFUAH HEALTH CENTER LABORATORY		143	8	5%	151
CHERRY OAK PALM BEACH COUNTY		143	8	5%	151
FAWCETT MEMORIAL HOSPITAL LABORATORY			151	100%	151

COVID-19: testing by laboratory

Data through Apr 17, 2021 verified as of Apr 18, 2021 at 09:25 AM

Data in this report are provisional and subject to change.

The numbers in the table below represent the number of Florida and non-Florida residents for whom test results were received by the Department of Health. A person can be tested by more than one laboratory and can have both positive and negative results. **Therefore, the sum of the numbers in each column will be larger than the total number of people tested.**

Reporting lab	Inconclusive	Negative	Positive	Percent positive	Total
ARDEN COURTS OF PALM HARBOR		131	20	13%	151
LABORATORY OF FLORIDA		97	53	35%	150
PALM BEACH COUNTY HEALTH DEPT LAB	4	139	7	5%	150
CORE BIO LABS		76	74	49%	150
CROSSWINDS HEALTH AND REHABILITATION CENTER	1	147	2	1%	150
PROMPT CARE OF CENTRAL FLORIDA			150	100%	150
The Crossroads		149	1	1%	150
GOLD CHOICE SENIOR COMMUNITIES		109	40	27%	149
WEST		131	18	12%	149
CLEARWATER STATMED QUICK QUALITY CLINICS		43	106	71%	149
PRECISION HEALTH RESOURCES, LLC	1	133	15	10%	149
MILLENNIUM LAB SERVICES			148	100%	148
SOUTH GEORGIA MEDICAL CENTER		98	50	34%	148
MACKOUL PEDIATRICS FORT MYERS		130	18	12%	148
ATMORE COMMUNITY HOSPITAL LABORATORY		120	28	19%	148
SEAGRASS VILLAGE FLEMING ISLAND		111	37	25%	148
MINUTECLINIC DIAGNOSTIC OF SOUTH CARO		123	24	16%	147
SONATA COCONUT CREEK	2	122	23	16%	147
East Bay Rehabilitation Center		113	34	23%	147
TGH URGENT CARE - SEMINOLE			147	100%	147
Quail Run Health Care Center		146			146
DAYSPRING VILLAGE		124	22	15%	146
CLINICA HISPANA		1	145	99%	146
BOSTON RED SOX CLUB LP		144	2	1%	146
WEDGEWOOD HEALTHCARE CENTER		94	52	36%	146
HARBOR BEACH NURSING AND REHABILITATION CENTER		138	8	5%	146
MERCY MEDICAL URGENT CARE CENTER INC		93	53	36%	146
BROOKDALE CAPE CORAL		145			145
AEGIS MEDICAL GROUP		121	24	17%	145
REGENCY CARE OF BLOUNTSTOWN LLC		135	10	7%	145
FAMILY EXTENDED CARE OF CENTRAL TAMPA		127	18	12%	145
ADVENTHEALTH CENTRA CARE PONCIANA	1	81	63	43%	145
WILLOWBROOKE COURT AT ST ANDREWS ESTATES		139	5	3%	144
NCRNC INC		140	4	3%	144
JEFFERY WEINZWEIG		2	141	99%	143
PROVISTA DIAGNOSTICS, INC		140	3	2%	143
MAGNOLIA MEDICAL CLINIC		34	109	76%	143
SMILEY MEDICAL GROUP		108	35	24%	143
OPPENHEIMER PLASTIC SURGERY LLC		138	5	3%	143
Oakhurst Center		135	7	5%	142
BIGGERS FAMILY MEDICINE PA	1	127	14	10%	142
PALM GARDEN OF PINELLAS		142			142
DB MD		126	16	11%	142
NOVARI CARE LLC		97	44	31%	141
MEMORY CARE OF NAPLES		140	1	1%	141
GATEWAY CARE CENTER		139	2	1%	141

COVID-19: testing by laboratory

Data through Apr 17, 2021 verified as of Apr 18, 2021 at 09:25 AM

Data in this report are provisional and subject to change.

The numbers in the table below represent the number of Florida and non-Florida residents for whom test results were received by the Department of Health. A person can be tested by more than one laboratory and can have both positive and negative results. **Therefore, the sum of the numbers in each column will be larger than the total number of people tested.**

Reporting lab	Inconclusive	Negative	Positive	Percent positive	Total
UNITED CLINICAL LABORATORIES		132	9	6%	141
LabCorp L#09258090 M#09258105		74	67	48%	141
RESEARCH CENTERS OF AMERICA, LLC		117	24	17%	141
OAKS OF KISSIMMEE HEALTH AND REHABILITATION CENTER		138	3	2%	141
MV MEDICAL PRACTICE DBA PRIMARY URGENT CARE		134	7	5%	141
PORT ST LUCIE REHABILITATION AND HEALTHCARE		98	43	30%	141
DAYSRING SENIOR LIVING LLC		138	2	1%	140
CITRUS MEMORIAL HOSPITAL			140	100%	140
Gulf Coast Healthcare (Longwood Health and Rehab		118	21	15%	139
GRAND OAKS HEALTH & REHABILITATION		138	1	1%	139
REGENCY OAKS HEALTH CENTER		137	2	1%	139
MINUTECLINIC LLC #4987		122	17	12%	139
ADVENT HEALTH CENTRA CARE - CITRUS PARK		9	129	93%	138
ADVENT HEALTH CENTRA CARE - DELAND		28	110	80%	138
MANOR CARE OF PALM HARBOR		135	3	2%	138
CARENOW URGENT CARE - LAKE MARY			138	100%	138
AMERICAN PATHOLOGY PARTNERS		136	2	1%	138
AHEC CLINIC		8	130	94%	138
Centre Pointe Health and Rehabilitation Center		127	11	8%	138
WINDSOR OF LAKEWOOD RANCH,THE		136	2	1%	138
Lakeside Nursing and Rehabilitation Center	1	112	25	18%	138
ARDEN COURTS OF LELY PALMS		135	2	1%	137
DOCTOR'S IN HOUSE LABORATORY		18	119	87%	137
MANOR AT BLUEWATER BAY		131	6	4%	137
MED COMP SCIENCES		3	134	98%	137
HEARTLAND SOUTH JACKSONVILLE OF JACKSONVILLE FL ,		137			137
A2Z DIAGNOSTICS		136	1	1%	137
SPRING HAVEN RETIREMENT	1	133	3	2%	137
BAYFRONT MEDICAL		112	25	18%	137
GARDENS HEALTH NH LLC		134	3	2%	137
HIGHLANDS MEDICAL CENTER		133	3	2%	136
LIFE CARE CENTER OF JACKSONVILLE		115	21	15%	136
SONATA DELRAY BEACH		125	11	8%	136
CLARE BRIDGE OF CAPE CORAL	1	135			136
Summit Medical Group		124	12	9%	136
LONGWOOD HEALTH AND REHABILITATION CENTER		124	12	9%	136
ADVENT HEALTH CENTRA CARE - ORANGE CITY	1	53	82	60%	136
HARBORCHASE OF VERO BEACH	1	117	18	13%	136
JOHN KNOX VILLAGE OF CENTRAL FLORIDA		131	5	4%	136
KINDRED HOSPITAL NORTH FLORIDA	3	124	8	6%	135
SONATA WEST		133	2	1%	135
WELLOW URGENT CARE PC		133	2	1%	135
PEDIATRIC CARE CENTER		135			135
IRL MARKET LAB ALACHUA		104	31	23%	135
Gabisa Medical LLC		135			135
STEWART MEDICAL GROUP		34	100	75%	134

COVID-19: testing by laboratory

Data through Apr 17, 2021 verified as of Apr 18, 2021 at 09:25 AM

Data in this report are provisional and subject to change.

The numbers in the table below represent the number of Florida and non-Florida residents for whom test results were received by the Department of Health. A person can be tested by more than one laboratory and can have both positive and negative results. **Therefore, the sum of the numbers in each column will be larger than the total number of people tested.**

Reporting lab	Inconclusive	Negative	Positive	Percent positive	Total
LEE MEMORIAL HEALTH SYSTEM HEALTH FAIR		129	5	4%	134
ADVANCED MEDICAL CENTER		86	48	36%	134
SUNY UPSTATE OVERFLOW LABORATORY		134			134
BRANDON COMMUNITY HEALTH CENTER		111	23	17%	134
SANDALWOOD NURSING CENTER		127	7	5%	134
MD NOW MEDICAL CENTERS INC		97	37	28%	134
VITAS HEALTHCARE		122	11	8%	133
SOUTH CAMPUS FACILITY INC		122	11	8%	133
DIAGNOSTIC LABORATORY OF OKLAHOMA		107	26	20%	133
LABCORP RTP		54	79	59%	133
CENTRACARE		18	114	86%	132
COASTAL DETOX		129	3	2%	132
ARIZONA DEPARTMENT OF HEALTH SERVICES		5	127	96%	132
GRAND VILLA OF ORMOND BEACH		126	6	5%	132
THE REHABILITATION CENTER OF LAKE CITY		127	5	4%	132
AMERICAN HOUSE-BONITA SPRINGS		131	1	1%	132
OCALA CBOC		126	6	5%	132
The Crossings		129	2	2%	131
LAKELAND REGIONAL HEALTH LAKE MIRIAM	2	87	42	32%	131
NSPIRE HEALTHCARE TAMARAC		91	40	31%	131
THE WELLNESS CENTER AT LAKEWOOD RANCH		43	88	67%	131
SONNIS PEDIATRICS PA		117	14	11%	131
FOUNTAINS OF HOPE LLC, THE		130	1	1%	131
INTEGRATED REGIONAL LABORATORIES		119	12	9%	131
COQUINA CENTER		125	5	4%	130
ST PETERSBURG PEDIATRICS-MLK JUNIOR BLVD		120	10	8%	130
MOOSEHAVEN LIFE CARE CENTER		130			130
NORTHEAST FLORIDA STATE HOSP-NURSING		129	1	1%	130
WILLOW BROOKE COURT AT AZALEA TRACE		128	2	2%	130
QUICK CARE MED PL CR		80	49	38%	129
TURNING POINT OF TAMPA		122	7	5%	129
OAKS OF CLEARWATER, THE		126	3	2%	129
CORNERSTONE MEDICAL CARE OF BRANDON PL		106	23	18%	129
GRAND VILLA OF LAKELAND		123	6	5%	129
BMHSI-AEL MICROBIOLOGY LABORATORY	2	102	25	19%	129
TRI-COUNTY NURSING HOME		117	12	9%	129
CHARLES CROFT MD	1	127	1	1%	129
ARBOR TERRACE SAN JOSE LLC	3	123	2	2%	128
VITAS HEALTHCARE CORPORATION OF FLORIDA		124	4	3%	128
SHOAL CREEK REHABILITATION CENTER		85	42	33%	127
ALTERNATIVE LIVING, INC DBA TWIN CITIES PAVILION		124	3	2%	127
HILLSBOROUGH COUNTY DEVELOPMENTAL CTR	1	117	9	7%	127
MEYER PEDIATRICS		111	16	13%	127
KINDRED HOSPITAL-BAY AREA-ST PETERSBURG LAB	1	120	6	5%	127
PANAMA PHARMACY	3	106	18	14%	127
THE CLUB AND REHABILITATION CENTER		126	1	1%	127

COVID-19: testing by laboratory

Data through Apr 17, 2021 verified as of Apr 18, 2021 at 09:25 AM

Data in this report are provisional and subject to change.

The numbers in the table below represent the number of Florida and non-Florida residents for whom test results were received by the Department of Health. A person can be tested by more than one laboratory and can have both positive and negative results. **Therefore, the sum of the numbers in each column will be larger than the total number of people tested.**

Reporting lab	Inconclusive	Negative	Positive	Percent positive	Total
GESSLER CLINIC PA		98	29	23%	127
SURFSIDE URGENT CARE		104	23	18%	127
SOLARIS SENIOR LIVING OF MERRITT ISLAND		121	5	4%	126
MORTON PLANT HOSPITAL NURSING		2	124	98%	126
IQBAL A FARUQUI MD		93	32	26%	125
MICRO PATH LABORATORIES INC		122	3	2%	125
FLORIDA DEPARTMENT OF HEALTH IN WALTON COUNTY		111	14	11%	125
HEARTLAND PHARMACY LAKE PLACID, INC		94	31	25%	125
BAY REGIONAL URGENT CARE	1	84	40	32%	125
L&S SENIOR CARE DBA ARCADIA OAKS	4	120	1	1%	125
ROHR HOME		122	3	2%	125
WINDERMERE MEDICAL CENTER		119	5	4%	124
ISLAND URGENT CARE PLLC DBA AFC URGENT CARE		123	1	1%	124
ADVENT HEALTH CENTRA CARE - BRANDON		31	93	75%	124
NORTH FL SOUTH GA HCS-MALCOM RANDALL VAMC			124	100%	124
FLORIDA DEPARTMENT OF HEALTH IN LAKE COUNTY	1	79	44	35%	124
Mt Sinai Aventura			124	100%	124
ARBOR GLEN AT ARBOR TRACE	2	113	9	7%	124
SEMINOLE SPORTS AND FAMILY MEDICINE		108	15	12%	123
MINUTECLINIC DIAGNOSTIC OF NORTH CAROL		99	24	20%	123
ARDEN COURTS OF WEST PALM BEACH		122	1	1%	123
CITRUS MEMORIAL HEALTH SYSTEM LAB		2	121	98%	123
TIFFANY HALL NURSING AND REHAB CENTER		114	9	7%	123
SEVEN HILLS HEALTH AND REHABILITATION CENTER		107	16	13%	123
PSL NAPLES BH OPERATIONS, LLC		123			123
GENEDX		48	75	61%	123
PALMS EDGE	1	113	8	7%	122
MINUTECLINIC DIAGNOSTIC OF RHODE ISLAND, LLC #729		118	4	3%	122
KEYSTYLE LIVING LLC	1	120	1	1%	122
FLORIDA ATLANTIC UNIVERSITY		115	7	6%	122
THREE OAKS PHARMACY INC		109	13	11%	122
BIODESIX, INC.		93	29	24%	122
TGH URGENT CARE - TYRONE		3	119	98%	122
MONTEFIORE MEDICAL CENTER LABORATORIES - MOSES		112	10	8%	122
PHYSICIANS REGIONAL CLINIC		92	30	25%	122
PARKVIEW HEALTH		121			121
PINELLAS COUNTY JAIL			121	100%	121
Sandy Ridge Center for Rehabilitation and Healing		100	21	17%	121
DIATHERIX LABORATORIES		72	49	40%	121
BROOKDALE PALM COAST		121			121
PRIME HEALTH OF NORTH PORT LLC		101	20	17%	121
Crystal Health & Rehab Center		115	6	5%	121
SIGNATURE HEALTHCARE OF PORT CHARLOTTE		114	7	6%	121
SUNRISE SENIOR LIVING OF JACKSONVILLE		112	9	7%	121
URGENT CARE TCMA			121	100%	121
THE COURTYARD ASSISTED LIVING		117	4	3%	121

COVID-19: testing by laboratory

Data through Apr 17, 2021 verified as of Apr 18, 2021 at 09:25 AM

Data in this report are provisional and subject to change.

The numbers in the table below represent the number of Florida and non-Florida residents for whom test results were received by the Department of Health. A person can be tested by more than one laboratory and can have both positive and negative results. **Therefore, the sum of the numbers in each column will be larger than the total number of people tested.**

Reporting lab	Inconclusive	Negative	Positive	Percent positive	Total
EC OPCO CARROLLWOOD LLC		114	7	6%	121
CLINICAL LABS OF HAWAII		120			120
BROOKDALE JENSEN BEACH		117	3	3%	120
ARBOR TERRACE ORTEGA LLC	2	116	2	2%	120
WESTCHESTER MEDICAL CENTER	1	113	5	4%	119
MED ONE AT SAINT AUGUSTINE		87	32	27%	119
PICH KTM CORP DBA MEDTOWN PHARMACY		102	17	14%	119
LONGWOOD CARDIOLOGY			119	100%	119
HOBDAIRI FAMILY HEALTH LLC		83	36	30%	119
FLAGLER COLLEGE HEALTH SERVICES		86	33	28%	119
ORANGE PARK PEDIATRICS		108	11	9%	119
MY CLINICAL LAB INC		17	102	86%	119
RDX BIOSCIENCE		60	59	50%	119
MATHISON RETIREMENT COMMUNITY		114	5	4%	119
VILLAS OF HOLLY BROOK - BRADENTON 14TH		116	2	2%	118
LATE HOURS URGENT CARE		61	57	48%	118
SH HERON EAST LLC		103	15	13%	118
COASTAL HEALTH AND REHAB		110	8	7%	118
NEIGHBORHOOD MEDICAL CENTER		112	5	4%	117
BROWARD HEALTH CORAL SPRINGS EPIDEMIOLOGY DEPT		1	116	99%	117
VILLAGE ON THE ISLE		111	6	5%	117
FHMG LAKE MARY PEDS		102	15	13%	117
Golfview Healthcare Center		111	6	5%	117
BROOKDALE COLONIAL PARK	2	114	1	1%	117
Hialeah Nursing And Rehabilitation Center		111	6	5%	117
FHMG- FLORIDA HOSPITAL MEDICAL GROUP		103	14	12%	117
UNIVERSITY HEALTH SYSTEM INC		106	11	9%	117
LEE COUNTY SCHOOL DISTRICT	1	108	7	6%	116
BELVEDERE COMMONS OF FORT WALTON BEACH		106	10	9%	116
MD 365 MEDICAL CARE		115	1	1%	116
HOSPICE OF MARTIN & ST LUCIE, INC		112	3	3%	115
PANCARE HEALTH GULF COUNTY		87	28	24%	115
SUNFLOWER SPRINGS ASSISTED LIVING		105	10	9%	115
TREASURE COAST MEDICAL ASSOCIATES		4	111	97%	115
HOSPICE OF THE EMERALD COAST INC - PANAMA CITY	2	106	7	6%	115
Alhambra Health and Rehabilitation		115			115
BAY PINES MEDICAL ASSOCIATES		1	114	99%	115
ST JOHNS COUNTY DETENTION CENTER		114			114
SUMMIT MEDICAL GROUP PA		104	10	9%	114
CABANA AT JENSEN DUNES, THE		110	4	4%	114
MINUTECLINIC DIAGNOSTIC OF NORTH CARO		101	13	11%	114
ISLAND DOCTORS		23	91	80%	114
WESTWOOD NURSING & REHAB		80	34	30%	114
ELAN BUENA VISTA		97	17	15%	114
SOUTH BALDWIN MEDICAL CENTER GULF SHORES		91	23	20%	114
Courtyards of Orlando Care Center		102	12	11%	114

COVID-19: testing by laboratory

Data through Apr 17, 2021 verified as of Apr 18, 2021 at 09:25 AM

Data in this report are provisional and subject to change.

The numbers in the table below represent the number of Florida and non-Florida residents for whom test results were received by the Department of Health. A person can be tested by more than one laboratory and can have both positive and negative results. **Therefore, the sum of the numbers in each column will be larger than the total number of people tested.**

Reporting lab	Inconclusive	Negative	Positive	Percent positive	Total
TUSCAN ISLE OPERATING COMPANY LLC DBA		110	4	4%	114
LANDMARK HOSPITAL SOUTHWEST FLORIDA LLC		111	3	3%	114
UNIVERSITY MEDICAL CENTER SUITES		100	14	12%	114
PEDIATRIC SERVICES AND BREATHING CENTER PA		86	27	24%	113
ALLIED HEALTH FORT PIERCE		112			112
ANYLABTEST NOW		104	8	7%	112
VRL EUROFINs - HAWAII		112			112
TREASURE COAST PRIMARY CARE		91	21	19%	112
CLEVELAND CLINIC FOUNDATION		12	100	89%	112
MG PORT CHARLOTTE II SUBTENANT LLC		99	12	11%	111
J FRANK AVEY MD		87	24	22%	111
ALL MY KIDS PEDIATRICS INC		78	33	30%	111
CSL PLASMA INC		8	103	93%	111
DELAND WELLNESS CENTER			111	100%	111
ADVENTHEALTH MEDICAL GROUP PRIMARY CARE		103	8	7%	111
LAKE HOUSE ASSISTED LIVING		93	17	15%	110
ADVANCED EMURGENT CARE		28	82	75%	110
ARDEN COURTS OF SARASOTA		93	17	15%	110
AVOW HOSPICE INC		110			110
G & R HEALTH MART PHARMACY		90	20	18%	110
GIBBENS FAMILY MEDICAL, LLC		90	19	17%	109
GRAND VILLA OF DELAND		101	8	7%	109
VIERA HOSPITAL			109	100%	109
Riviera Health Resort		108	1	1%	109
PATRICK AIR FORCE BASE		3	106	97%	109
LENOX HILL HOSPITAL		100	9	8%	109
EVANS HEALTH CARE		106	2	2%	108
CAREMOUNT MEDICAL - PATHOLOGY		104	4	4%	108
North Lake Care Center		107	1	1%	108
VITAS HEALTHCARE CORP OF FLORIDA		106	1	1%	107
NAVY HOSPITAL			107	100%	107
OCALA OAKS REHABILITATION CENTER		101	6	6%	107
QUALITY URGENT CARE AND WELLNESS		68	39	36%	107
BAY VIEW HEALTHCARE		85	22	21%	107
CAN COMMUNITY HEALTH		104	2	2%	106
SANIBEL INTERNAL MEDICINE, LLC		103	3	3%	106
MINUTECLINIC DIAGNOSTIC OF OHIO LLC		84	22	21%	106
HEART OF FLORIDA REGIONAL MED CTR		35	71	67%	106
ELMCROFT OF BELLA VITA		98	8	8%	106
BROOKDALE CANOPY OAKS		74	32	30%	106
325TH MEDICAL GROUP		87	19	18%	106
AU HEALTH		90	16	15%	106
ASHRAF MEDICAL GROUP PLLC DBA PULSE MD		103	3	3%	106
NORTH FLORIDA EVALUATION AND TREATMENT CENTER	2	99	5	5%	106
MINUTECLINIC DIAGNOSTIC OF SOUTH CAROLINA, LLC		86	19	18%	105
ST PETERSBURG PEDIATRICS-SEMINOLE		92	13	12%	105

COVID-19: testing by laboratory

Data through Apr 17, 2021 verified as of Apr 18, 2021 at 09:25 AM

Data in this report are provisional and subject to change.

The numbers in the table below represent the number of Florida and non-Florida residents for whom test results were received by the Department of Health. A person can be tested by more than one laboratory and can have both positive and negative results. **Therefore, the sum of the numbers in each column will be larger than the total number of people tested.**

Reporting lab	Inconclusive	Negative	Positive	Percent positive	Total
MAJESTIC OAKS		102	3	3%	105
EMERALD COAST BEHAVIORAL HOSPITAL		99	6	6%	105
WHITE PLAINS HOSPITAL CENTER LAB		101	4	4%	105
UNIVERSITY CENTER MEDICAL LLC DBA	1	99	5	5%	105
NORTH SHORE MEDICAL LABS	1	97	7	7%	105
MEDICAL CONSULTANTS OF FLORIDA DBA	1	90	14	13%	105
MD NOW MEDICAL CENTERS, INC.		83	22	21%	105
VISTA MANOR		92	12	12%	104
GRANDE, THE	2	98	4	4%	104
EAST RIDGE RETIREMENT VILLAGE INC		104			104
CARE CENTERS OF NASSAU, LLC - HENDRICKS RD		104			104
PREDICTIVE LABORATORIES, INC	1	90	13	13%	104
PEDIATRIC CARE CENTER- JACKSONVILLE BEACH		75	29	28%	104
AESTHETIC SURGERY CENTER OF WINTER PARK, THE	3	95	5	5%	103
MENORAH HOUSE		102	1	1%	103
LIFESTREAM BEHAVIORAL CENTER		82	21	20%	103
ST MARK ASSISTED LIVING CENTER	1	90	12	12%	103
OMNI HEALTHCARE, INC		101	2	2%	103
BAPTIST MEDICAL CENTER SOUTH		82	21	20%	103
HARBORCHASE OF NAPLES		89	13	13%	102
HENNEPIN HEALTHCARE LABORATORY		102			102
SUNSHINE GARDENS		101	1	1%	102
PUTNAM COUNTY SHERIFFS OFFICE		95	7	7%	102
LECONTE MEDICAL CENTER LAB		83	19	19%	102
MIAMI BEACH COMMUNITY HEALTH CENTER		2	99	98%	101
TOTAL CARE PLUS LLC			101	100%	101
BLISS HEALTHCARE SERVICES	1	77	23	23%	101
CCS - BROWARD COUNTY JAIL		94	7	7%	101
ORLANDO LUTHERAN TOWERS ASSISTED LIVING		101			101
MACADAMS HOME HEALTH AGENCY		100	1	1%	101
BROOKDALE VERO BEACH SOUTH AL		101			101
GLOBAL CENTRAL LABS AT PPD	2	88	10	10%	100
BLOCK NATION CHASE		86	14	14%	100
AFTER HOURS PEDIATRICS			100	100%	100
PruittHealth Fleming Island		87	13	13%	100
Fouraker Hills Rehab and Nursing		91	9	9%	100
Consulate Health Care of Port Charlotte		98	2	2%	100
DOUGLAS T JACOBSON STATE VETERANS HOME		100			100
EMERALD COAST CENTER		96	4	4%	100
CENTRAL FLORIDA HEALTH CARE		47	52	53%	99
TREASURE COAST PEDIATRICS PA		93	6	6%	99
Cross Landings Health and Rehabilitation		97	2	2%	99
DEVANSH LAB WORKS INC		79	20	20%	99
Consulate Health Care of Jacksonville		85	14	14%	99
WALGREENS #04809	1	88	10	10%	99
NORTH CENTRAL BRONX HOSPITAL		94	5	5%	99

COVID-19: testing by laboratory

Data through Apr 17, 2021 verified as of Apr 18, 2021 at 09:25 AM

Data in this report are provisional and subject to change.

The numbers in the table below represent the number of Florida and non-Florida residents for whom test results were received by the Department of Health. A person can be tested by more than one laboratory and can have both positive and negative results. **Therefore, the sum of the numbers in each column will be larger than the total number of people tested.**

Reporting lab	Inconclusive	Negative	Positive	Percent positive	Total
KORGENE LAB	1	28	69	70%	98
HAWTHORN HOUSE		84	14	14%	98
KALEIDA HEALTH CENTER FOR LABORATORY		92	6	6%	98
LANDMARK, THE		48	50	51%	98
FLORIDA COMMUNITY HEALTH CENTERS INC			98	100%	98
VALLEY MEDICAL CENTER		91	7	7%	98
SEMINOLE COUNTY HEALTH DEPARTMENT		79	19	19%	98
PLAZA OF HALLANDALE BEACH		98			98
URINEGOODHANDS LLC		96	2	2%	98
PORT CHARLOTTE REHABILITATION CENTER		84	14	14%	98
ARBOR TRAIL		77	20	21%	97
MINNESOTA TWINS		92	5	5%	97
HEALTH CENTERS AT BRENTWOOD		96	1	1%	97
RIDGEWOOD DIAGNOSTIC LABORATORY		92	5	5%	97
HURLBURT FIELD CLINIC		39	58	60%	97
SUPERIOR RESIDENCES OF LECANTO		82	15	15%	97
BAYSHORE MEMORY CARE		96			96
SOUTH LAKE PEDIATRICS		82	14	15%	96
QPS, LLC		93	3	3%	96
PEDIATRIC ASSOCIATES ORLANDO		82	14	15%	96
MARKET STREET VIERA		95	1	1%	96
LABFIRST - DEPARTMENT OF PATHOLOGY		91	4	4%	95
THE TERRACE OF KISSIMMEE		80	15	16%	95
ADVENT HEALTH CENTRA CARE - EAST ORLANDO		65	30	32%	95
CROSS CITY REHABILITATION AND HEALTH CARE CENTER		72	23	24%	95
PALM BAY HOSPITAL			95	100%	95
COLONY CARE CENTER		79	16	17%	95
Conway Lakes Health and Rehabilitation Center		93	1	1%	94
PRIMECARE AT TWIN LAKES		2	92	98%	94
HUNTSVILLE HOSPITAL LABORATORY		69	25	27%	94
CONSULATE HEALTH CARE OF SARASOTA	1	93			94
ERIE COUNTY MEDICAL CTR CLINICAL LABS		90	4	4%	94
DIAGNOSTIC SOLUTIONS		3	91	97%	94
EXPRESS DOCS LLC		6	88	94%	94
EAST ALABAMA MEDICAL CENTER LABORATORY		82	12	13%	94
ADVENT HEALTH CENTRA CARE - WATERMAN		79	15	16%	94
BRIDGEVIEW CENTER LLC		81	13	14%	94
PUBLIC SQUARE PHARMACY LLC		74	20	21%	94
TALLAHASSEE VA OPC		89	5	5%	94
PRESERVE AT PALM AIRE	3	90			93
WE SCREEN LLC		89	4	4%	93
NEW SMYRNA BEACH URGENT CARE			93	100%	93
PENNSYLVANIA DEPT OF HEALTH		21	72	77%	93
VILLAGES VA CBOC	2	85	6	6%	93
LAFAYETTE NURSING AND REHABILITATION CENTER		91	2	2%	93
STONY BROOK UNIVERSITY MEDICAL CENTER		79	14	15%	93

COVID-19: testing by laboratory

Data through Apr 17, 2021 verified as of Apr 18, 2021 at 09:25 AM

Data in this report are provisional and subject to change.

The numbers in the table below represent the number of Florida and non-Florida residents for whom test results were received by the Department of Health. A person can be tested by more than one laboratory and can have both positive and negative results. **Therefore, the sum of the numbers in each column will be larger than the total number of people tested.**

Reporting lab	Inconclusive	Negative	Positive	Percent positive	Total
SIGNATURE HEALTHCARE OF MIDDLEBURG		90	2	2%	92
Baldwin Pediatrix		81	11	12%	92
RARITAN BAY PERTH AMBOY		83	9	10%	92
KINDRED AT HOME		83	9	10%	92
DAVITA LABORATORY		69	23	25%	92
BARRY UNIVERSITY STUDENT HEALTH SERVICES		52	40	43%	92
JOHN KNOX VILLAGE OF FLORIDA ALF	1	87	4	4%	92
HERON CLUB AT PRESTANCIA		89	2	2%	91
MAGNOLIA DIAGNOSTIC		2	89	98%	91
DEBARY HEALTH AND REHABILITATION CENTER		88	3	3%	91
CENTURY CENTER FOR REHABILITATION & HEALING		73	18	20%	91
BAHIA OAKS LODGE		85	6	7%	91
A COUNTRY PLACE ASSISTED LIVING FACILITY		89	2	2%	91
TREASURE COAST FORENSIC TREATMENT CTR		70	21	23%	91
AVERO DIAGNOSTICS		67	24	26%	91
ROSECASTLE AT DELANEY CREEK		90	1	1%	91
KEYS MEDICAL GROUP			90	100%	90
CRESTVIEW URGENT CARE		16	74	82%	90
LAKE GIBSON VILLAGE, LLC		87	3	3%	90
Winter Garden Rehab and Nursing Facility		79	11	12%	90
WINDSOR OAKS		89	1	1%	90
FREEDOM INN AT TARPON SPRINGS		82	7	8%	89
Lanier Rehab		64	25	28%	89
Winter Park Care and Rehab		88	1	1%	89
MD 365 MEDICAL CARE PLLC		89			89
CALADIUM PEDIATRICS		79	10	11%	89
STUART LODGE LIVING LLC		66	23	26%	89
CENTRAL FLORIDA HEALTH SERVICES		68	21	24%	89
ATRIUM AT LIBERTY PARK		85	4	4%	89
GRACE MEDICAL HOME		73	16	18%	89
NORTH FLORIDA SPINE AND WELLNESS		69	20	22%	89
PANIRA HEALTHCARE CLINIC		2	87	98%	89
COOPER FAMILY MEDICAL PLLC		69	20	22%	89
EVENTEST, LLC		87	2	2%	89
PERSONAL PEDIATRICS		78	10	11%	88
JERICO URGENT CARE		84	4	5%	88
GOVERNOR'S CREEK HEALTH & REHABILITATION		87	1	1%	88
GRAND OAKS OF JENSEN BEACH LLC		87	1	1%	88
CATHOLIC HEALTH SERVICES REGIONAL LAB		80	8	9%	88
CATHOLIC HEALTH SYSTEM DEPT LABORATORY		84	4	5%	88
BRANDON HEALTH AND REHABILITATION CENTER	1	85	1	1%	87
UNIVERSITY OF NEW MEXICO HOSPITAL		87			87
BAYLOR GENETICS		75	12	14%	87
CLYDE E LASSEN STATE VETERANS NURSING HOME		62	25	29%	87
CHILDRENS CLINIC		39	48	55%	87
PACIFIC ANALYTICS			87	100%	87

COVID-19: testing by laboratory

Data through Apr 17, 2021 verified as of Apr 18, 2021 at 09:25 AM

Data in this report are provisional and subject to change.

The numbers in the table below represent the number of Florida and non-Florida residents for whom test results were received by the Department of Health. A person can be tested by more than one laboratory and can have both positive and negative results. **Therefore, the sum of the numbers in each column will be larger than the total number of people tested.**

Reporting lab	Inconclusive	Negative	Positive	Percent positive	Total
EISENHOWER ARMY MEDICAL CENTER		80	7	8%	87
NAPHCARE, INC.		76	10	12%	86
DISCOVERY VILLAGE AT THE FORUM		86			86
FLORIDA PEDIATRIC GROUP		31	55	64%	86
BEACHES PEDIATRICS PA		81	5	6%	86
BISHOP GRADY VILLAS		84	2	2%	86
ACE BIOMEDICAL LABS LLC		73	13	15%	86
BRILLIANCE ASSISTED LIVING		69	17	20%	86
WALGREENS #12673		82	4	5%	86
PENSACOLA DEVELOPMENTAL CENTER		67	19	22%	86
CHAMBREL AT ISLAND LAKE		82	4	5%	86
MIAMI SHORES NURSING & REHAB		86			86
MEDEXPRESS - BLOOMIN BRANDS		65	20	24%	85
ST VINCENT'S BIRMINGHAM		78	7	8%	85
TROPICANA MANUFACTURING COMPANY INC		79	6	7%	85
HUNTINGTON HOSPITAL LABORATORY		82	3	4%	85
W. FRANK WELLS NURSING HOME		84	1	1%	85
SUWANNEE COUNTY SHERIFF OFFICE		82	3	4%	85
MEDRITE URGENT CARE		71	14	16%	85
PRMG - EAST NAPLES	1	73	11	13%	85
Summit Medical Group, Pa Db a Citymd		77	7	8%	84
ARBOR OAKS AT TYRONE	9	73	2	2%	84
PINES OF SARASOTA GARDEN		84			84
LONG TERM CARE OF JAY, LLC		63	21	25%	84
PEDIATRIC SERVICES OF AMERICA INC		79	5	6%	84
NITE LITE PEDIATRICS - JACKSONVILLE		76	8	10%	84
PARK OF THE PALMS INC		83	1	1%	84
CANOPY ON BERRYHILL, THE		51	32	39%	83
MISIR DRUGS LLC		70	13	16%	83
PLYMOUTH HOME FOR ADULTS, INC.	8	74	1	1%	83
LABCORP EMPLOYER SERVICES		82	1	1%	83
MID FLORIDA PRIMARY CARE PA		69	14	17%	83
LAKE HOWELL FAMILY MEDICINE ASSOCIATES		69	14	17%	83
LAB		29	53	65%	82
THE PAVILION FOR HEALTH CARE		72	10	12%	82
INSTITUTE OF PATHOLOGY KINGS COUNTY		79	3	4%	82
DELCARE PA		66	16	20%	82
ARLINGTON OF NAPLES INC, THE		82			82
ENCOMPASS HEALTH REHABILITATION HOSPITAL OF LARGO		79	3	4%	82
Lexington Health and Rehabilitation Center		82			82
HOLMES COUNTY HEALTH DEPARTMENT	1	67	13	16%	81
JENNIFER J CHIAVETTA-GRLSANTI DC		65	16	20%	81
CAMPBELL URGENT CARE		15	66	81%	81
BIO-TECH CLINICAL LABORATORIES		41	40	49%	81
LAB PLUS, LLC AT SAINT THOMAS WEST HOSPITAL		66	14	18%	80
BROWARD HEALTH MEDICAL CENTER CLINICAL LAB			80	100%	80

COVID-19: testing by laboratory

Data through Apr 17, 2021 verified as of Apr 18, 2021 at 09:25 AM

Data in this report are provisional and subject to change.

The numbers in the table below represent the number of Florida and non-Florida residents for whom test results were received by the Department of Health. A person can be tested by more than one laboratory and can have both positive and negative results. **Therefore, the sum of the numbers in each column will be larger than the total number of people tested.**

Reporting lab	Inconclusive	Negative	Positive	Percent positive	Total
MEDICAL PAVILION CLINIC		62	18	23%	80
BALMORAL TENANT SERVICES INC	1	43	36	45%	80
ALLIANCE PEDIATRICS		49	31	39%	80
AR ANESTHESIA LLC		78	2	3%	80
ECOLAB GROUP		45	35	44%	80
ROYAL CARE OF AVON PARK		76	3	4%	79
SIMED LABORATORY		63	16	20%	79
EMERGENCY PHYSICIANS MEDICAL CENTER LLC		57	22	28%	79
DOCTORS CENTER PA,THE		67	12	15%	79
MIRIMUS CLINICAL LABS	2	33	44	56%	79
INFINITY BIOLOGIX LLC OAKDALE		74	5	6%	79
ALTAMONTE PEDIATRIC ASSOCIATES		31	48	61%	79
VETERANS AFFAIRS MEDICAL CENTER - PALO ALTO		28	51	65%	79
CBS LABS OF TAMPA LLC		3	76	96%	79
EDGEWATER AT WATERMAN VILLAGE		78	1	1%	79
NEW MEXICO STATE PUBLIC HEALTH DIVISION		78			78
LAKE MORTON PLAZA□		75	3	4%	78
Gulfport Rehabilitation Center		75	3	4%	78
CONCENTRA - FT LAUDERDALE - COMMERCIAL BLVD		78			78
CENTRAL BALDWIN IMMEDIATE CARE & FAMILY PRACTICE		60	18	23%	78
WALGREENS 2941		74	4	5%	78
SHERMAN-ABRAMS LABORATORY INC		72	6	8%	78
LPG PRIMARY CARE AT SURFSIDE		70	8	10%	78
SANTA BARBARA CARE CENTER		55	22	29%	77
WALGREENS 9627		71	6	8%	77
HEALTH FIRST - PALM BAY HOSPITAL		2	75	97%	77
BAYCARE MEDICAL GROUP		71	6	8%	77
WEST VOLUSIA FAMILY AND SPORTS MEDICINE		75	2	3%	77
ORANGE CITY NURSING AND REHAB		75	2	3%	77
DOH-WEST PALM BEACH BRANCH LABORATORY		3	74	96%	77
BOND CLINIC PA		45	32	42%	77
LEVY COUNTY DEPARTMENT OF HEALTH		56	21	27%	77
CLINICAL PATHOLOGY ASSOCIATES-SONIC REFERENCE LAB		76			76
DYNAMIC MEDICAL USA			76	100%	76
PROMEDICA LABORATORIES		21	55	72%	76
SMS DO PA		65	11	14%	76
MOBILE PHYSICIAN SERVICES INC		68	8	11%	76
NORTH SHORE UNIVERSITY HOSPITAL LABORATORY		69	7	9%	76
AESTHETIC ENHANCEMENTS		76			76
WINDSOR REFLECTIONS		75	1	1%	76
S-H THIRTY-FIVE OPCO- PORT ST LUCIE, LLC	1	75			76
ASSOCIATED CLINICAL LABORATORIES		68	8	11%	76
ELLKAY HEALTHCARE DATA PLUMBERS	52	19	4	5%	75
MICHAEL AKPEKE MD		66	9	12%	75
BROWARD HEALTH MEDICAL CENTER		3	72	96%	75
COASTAL LABORATORIES OF FLORIDA		65	10	13%	75

COVID-19: testing by laboratory

Data through Apr 17, 2021 verified as of Apr 18, 2021 at 09:25 AM

Data in this report are provisional and subject to change.

The numbers in the table below represent the number of Florida and non-Florida residents for whom test results were received by the Department of Health. A person can be tested by more than one laboratory and can have both positive and negative results. **Therefore, the sum of the numbers in each column will be larger than the total number of people tested.**

Reporting lab	Inconclusive	Negative	Positive	Percent positive	Total
WATERCREST ST LUCIE WEST	1	69	5	7%	75
ADVENTHEALTH EXPRESSCARE		45	30	40%	75
JACOBI MEDICAL CENTER		70	5	7%	75
CENTRAL FLORIDA PEDIATRICS		38	36	49%	74
NOAH CLINICAL LABORATORY		63	11	15%	74
STONY BROOK SOUTHAMPTON		72	2	3%	74
BROOKDALE OVIEDO		72	2	3%	74
NORTH FLORIDA PEDIATRICS		57	17	23%	74
PANCARE HEALTH - MALONE CLINIC		67	7	9%	74
LAKE CITY VA MEDICAL CENTER			74	100%	74
CVS NY4098030POCT NEW YORK		73	1	1%	74
PANCARE HEALTH - FREEPORT CLINIC SUITE B		65	9	12%	74
OAK MANOR NURSING HOME		70	4	5%	74
SUN CLINICAL LABORATORIES		73	1	1%	74
BENTLEY VILLAGE II		65	9	12%	74
VANDERBILT UNIVERSITY MEDICAL CENTER		65	9	12%	74
SCOTT LAKE HEALTH AND REHABILITATION CENTER		71	3	4%	74
CVS MINUTE CLINIC		1	73	99%	74
THE GOOD SHEPARDS OF DELAND-WEST		72	1	1%	73
GRAND ST PAUL CVS		72	1	1%	73
NOMI HEALTH LAB SERVICES LLC		5	68	93%	73
DISCOVERY VILLAGE AT PALM BEACH GARDENS		71	2	3%	73
EVIVIA		70	3	4%	73
CONSULATE HEALTH CARE - LAKE MARY		72	1	1%	73
SIMEDHEALTH LLC		62	11	15%	73
TAMPA BAY CONCIERGE DOCTOR, LLC		71	2	3%	73
GOOD HEARTS COVID TESTING		30	43	59%	73
MEADOWCREST FAMILY PHYSICIANS PA	1	49	23	32%	73
PALM RIVER COMMUNITY HEALTH CENTER		66	7	10%	73
SOS MOBILE MEDICAL CARE LLC		61	11	15%	72
LABCORP		20	52	72%	72
FLORIDA MEDICAL CLINIC PA		50	22	31%	72
TITUSVILLE FAMILY PRACTICE		16	56	78%	72
HAVEN OF OUR LADY OF PEACE		72			72
GV NAPLES OPCO, LLC		71	1	1%	72
MD LABS		45	27	38%	72
KINGS BAY PEDIATRICS LLC		66	6	8%	72
MULBERRY CARE CENTER		62	10	14%	72
CRAIG BERGER MD PL D/B/A BAY AREA EYE INSTITUTE		72			72
AMMON LABS		61	10	14%	71
LUTHERAN HAVEN ASSISTED LIVING		71			71
ADVANCED LAB		67	4	6%	71
SUNCOAST OPTIMAL WELLNESS		23	48	68%	71
ADVENT HEALTH - LAKE MARY		61	10	14%	71
INDIGO MANOR		22	49	69%	71
BOND CLINIC DR ELDEEB		35	36	51%	71

COVID-19: testing by laboratory

Data through Apr 17, 2021 verified as of Apr 18, 2021 at 09:25 AM

Data in this report are provisional and subject to change.

The numbers in the table below represent the number of Florida and non-Florida residents for whom test results were received by the Department of Health. A person can be tested by more than one laboratory and can have both positive and negative results. **Therefore, the sum of the numbers in each column will be larger than the total number of people tested.**

Reporting lab	Inconclusive	Negative	Positive	Percent positive	Total
INN AT ASTON GARDENS AT PELICAN POINTE,THE		67	4	6%	71
BARNETT PARK□		2	69	97%	71
STERLING HOUSE OF TALLAHASSEE	3	62	6	8%	71
ST VINCENTS PRIMARY CARE		64	7	10%	71
CL BRUMBACK PRIMARY CARE CLINICS		17	54	76%	71
THOMAS INTERNAL MEDICINE		60	11	15%	71
BENTLEY CARE CENTER		71			71
USF HEALTH MORSANI CENTER		5	65	93%	70
THE TRADITION OF THE PALM BEACHES		68	2	3%	70
BIOREFERENCE LABORATORIES, INC		8	62	89%	70
DEVELOPMENTAL DISABILITIES DEFENDANT PROGRAM		68	2	3%	70
MED EXPRESS		6	64	91%	70
SUMMIT AT VENICE	2	63	5	7%	70
SUNCOAST COMMUNITY HEALTH CENTERS PEDIATRICS		21	49	70%	70
HARMONY CLINIC		1	69	99%	70
Highlands Regional Hospital		63	7	10%	70
BREVARD HEALTH ALLIANCE INC		67	3	4%	70
MEMORIAL MANOR		69			69
CP/AIG PENSACOLA DEVELOPMENT LLC		66	3	4%	69
HERITAGE HEALTHCARE AND REHABILITATION CENTER		69			69
PLANTATION GENERAL HOSPITAL CLINICAL LAB		26	43	62%	69
LINCOLN MEDICAL AND MENTAL HEALTH CENTER		66	3	4%	69
OHI WEST INC		61	8	12%	69
ARTHREX MEDICAL CENTER		39	30	43%	69
PARKSIDE INN	3	64	2	3%	69
SAN JOSE SENIOR CARE LLC	1	43	25	36%	69
PRODUCTION HEALTH SAFETY MANAGEMENT		67	2	3%	69
SUMTER PEDIATRICS		63	5	7%	68
ENCOMPASS HEALTH REHABILITATION HOSPITAL		68			68
MICHAEL A VENAZIO MD		64	4	6%	68
PROMEDICA SENIOR LIVING		64	4	6%	68
NORTHWESTERN UNIVERSITY CORP		67	1	1%	68
AEL- MEMPHIS		17	51	75%	68
BIG BOCA SMILES LLC□		66	2	3%	68
TOWERS HOME CARE□		64	4	6%	68
GENPATH			68	100%	68
NAPHCARE INC		62	5	7%	67
MEASE MANOR INC		63	4	6%	67
ADVENT HEALTH - FOUR CORNERS ER		50	17	25%	67
SOMERBY OF SANTA ROSA BEACH		58	9	13%	67
EC OPCO PENSACOLA, LLC		66	1	1%	67
VETERANS AFFAIRS MEDICAL CENTER - GULF COAST		27	39	59%	66
MANATEE COUNTY JAIL		65	1	2%	66
ST JOSEPHS HOSPITAL SOUTH HOSPITAL			66	100%	66
INTERNAL MEDICINE ASSOCIATES PA		62	4	6%	66
Stratford Court of Palm Harbor		56	10	15%	66

COVID-19: testing by laboratory

Data through Apr 17, 2021 verified as of Apr 18, 2021 at 09:25 AM

Data in this report are provisional and subject to change.

The numbers in the table below represent the number of Florida and non-Florida residents for whom test results were received by the Department of Health. A person can be tested by more than one laboratory and can have both positive and negative results. **Therefore, the sum of the numbers in each column will be larger than the total number of people tested.**

Reporting lab	Inconclusive	Negative	Positive	Percent positive	Total
GUIDEWELL EMERGENCY MEDICINE DOCTORS LLC		35	31	47%	66
AMERICAN FAMILY MEDICAL		53	13	20%	66
SAMFORD UNIVERSITY HEALTH SERVICES		65	1	2%	66
GEORGE E WEEMS MEMORIAL HOSPITAL LAB		56	10	15%	66
OKEECHOBEE URGENT CARE		17	49	74%	66
MEDEX MEDICAL EXPRESS OF PALATKA			66	100%	66
MINUTECLINIC DIAGNOSTIC OF NEW JERSEY		58	8	12%	66
BOND AND STEELE CLINIC, PA		52	14	21%	66
OUT OF STATE		40	25	38%	65
NXGEN MDX		20	45	69%	65
EAST HILL PHARMACY		46	19	29%	65
FAST PACE MEDICAL CLINIC, PLLC		55	10	15%	65
HORIZON ALF		64	1	2%	65
ISLAND COAST PEDIATRICS		58	7	11%	65
ROCKLEDGE REGIONAL MEDICAL CENTER		30	35	54%	65
WILSON MEMORIAL REGIONAL MEDICAL CENTER		61	4	6%	65
BROOKDALE CENTRE POINTE	1	64			65
HERNANDO COUNTY FIRE RESCUE DISTRICT		31	34	52%	65
WADSWORTH HEALTH CENTER		62	3	5%	65
CORAL GABLES HOSPITAL			65	100%	65
PM PEDIATRICS		55	10	15%	65
ADVENT HEALTH CENTRA CARE - WINTER GARDEN		19	46	71%	65
SUMMER VISTA ASSISTED LIVING		38	27	42%	65
NORTH FLORIDA MEDICAL CENTER		58	6	9%	64
ADVENT HEALTH - PALM COAST		2	62	97%	64
NEMOURS CHILDRENS PRIMARY CARE OVIEDO		51	13	20%	64
SACRED HEART MEDICAL GROUP URGENT CARE		52	12	19%	64
APC PEDIATRICS AT RYE ROAD MEDICAL PARK		63	1	2%	64
TROY REGIONAL MEDICAL CENTER		53	11	17%	64
VIERA HEALTH AND REHABILITATION CENTER		62	2	3%	64
SUNCOAST TECHNICAL COLLEGE SCHOOL OF HEALTH		64			64
JOSEPH L MORSE GERIATRIC CENTER	2	59	3	5%	64
SILVER LAKE PEDIATRICS PA		57	7	11%	64
TRINITY AL SENIOR HOUSING LLC		45	19	30%	64
SAFARI PEDIATRICS PA		62	2	3%	64
GREENLEAF ALF		63	1	2%	64
LPG CONVENIENT CARE AT PINE ISLAND ROAD		58	6	9%	64
BRADFORD COUNTY HEALTH DEPARTMENT		63	1	2%	64
1ST PRIORITY LAB SERVICES		52	12	19%	64
GOLDEN POND COMMUNITIES		64			64
MINUTECLINIC DIAGNOSTIC OF KANSAS, PA		55	9	14%	64
DAVID POSNACK JEWISH DAY SCHOOL		63			63
NICEVILLE URGENT CARE		17	46	73%	63
BIOREFERENCE LABORATORIES INC		11	52	83%	63
KESHAV RX LLC		51	12	19%	63
BURRY'S PHARMACY INC		38	25	40%	63

COVID-19: testing by laboratory

Data through Apr 17, 2021 verified as of Apr 18, 2021 at 09:25 AM

Data in this report are provisional and subject to change.

The numbers in the table below represent the number of Florida and non-Florida residents for whom test results were received by the Department of Health. A person can be tested by more than one laboratory and can have both positive and negative results. **Therefore, the sum of the numbers in each column will be larger than the total number of people tested.**

Reporting lab	Inconclusive	Negative	Positive	Percent positive	Total
ATLAN		55	8	13%	63
MEDI CLINIC SARASOTA INC		62	1	2%	63
FLORIDA HEALTH CARE		8	55	87%	63
NORTH FLORIDA PEDIATRICS - JACKSONVILLE		57	6	10%	63
BEEHIVE HOMES OF GULF BREEZE		47	16	25%	63
ROSECASTLE OF JACKSONVILLE LLC		62	1	2%	63
NORTH FLORIDA PHARMACY		56	7	11%	63
PANCARE HEALTH - JACKSON COUNTY		51	11	18%	62
MEDLOGIC LABORATORIES		3	59	95%	62
PALM BAY URGENT CARE		28	34	55%	62
ST FRANCIS HOSPITAL		54	8	13%	62
MENTAL HEALTH CARE INC		53	9	15%	62
OVERLOOK HOSPITAL LABORATORY		57	5	8%	62
EMERALD COAST HOSPICE		61	1	2%	62
DEPT OF VA MED CENTE-WEST PALM BEACH			62	100%	62
LAKELAND REGIONAL HEALTH		38	24	39%	62
CINNAMON COVE ALF		61	1	2%	62
Palms at Ponte Vedra Assisted Living and Memory Care		59	3	5%	62
REHAB AND HEALTHCARE CENTER OF CAPE CORAL		62			62
ERDOX		57	4	7%	61
ST CLOUD PHYSICIAN MANAGEMENT LLC DBA ST CLOUD		28	33	54%	61
WASHINGTON REHABILITATION AND NURSING CENTER		51	10	16%	61
RITECARE MED CTR H			61	100%	61
CDR MAGUIRE INC	1	7	53	87%	61
ORTHOPAEDIC SURGERY CENTER		61			61
FAMILY HEALTH CENTER		43	18	30%	61
ERIC C MRSHAL, MD, PC #1842		58	3	5%	61
THE PRESERVE AT CLEARWATER		58	2	3%	60
CHILDREN'S HOSPITAL OF ALABAMA		59	1	2%	60
81ST MEDICAL GROUP		28	32	53%	60
CARE CENTERS OF NASSAU LLC MINER ROAD SOUTH		60			60
PREMISE HEALTH MIA		22	38	63%	60
WAVE CREST HEALTH AND REHABILITATION CENTER		57	3	5%	60
SONORAN DESERT PATHOLOGY ASSOCIATES		3	57	95%	60
ADVENTHEALTH MEDICAL GROUP MULTISPECIALTY			60	100%	60
TWIN CREEKS ASSISTED LIVING & MEMORY CARE		57	3	5%	60
LAKE CO EMPLOYEE HEALTH AND WELLNESS CENTER		53	7	12%	60
GRAND AVENUE RX			60	100%	60
LEE COMMUNITY HEALTHCARE - LEHIGH		51	9	15%	60
WORLD OF PEDIATRICS LLC		52	8	13%	60
INTERNAL LAB		50	10	17%	60
MAIN STREET MEDICAL CENTER OF CRESTVIEW PA		41	19	32%	60
LAKE SHERIFF		45	14	24%	59
UHEALTH AT FISHER ISLAND			59	100%	59
BIOTECH		52	7	12%	59
MILLENIUM PHYSICIANS GROUP		1	58	98%	59

COVID-19: testing by laboratory

Data through Apr 17, 2021 verified as of Apr 18, 2021 at 09:25 AM

Data in this report are provisional and subject to change.

The numbers in the table below represent the number of Florida and non-Florida residents for whom test results were received by the Department of Health. A person can be tested by more than one laboratory and can have both positive and negative results. **Therefore, the sum of the numbers in each column will be larger than the total number of people tested.**

Reporting lab	Inconclusive	Negative	Positive	Percent positive	Total
FLORIDA HEALTH CARE DELAND			59	100%	59
MARQUIS LABS, LLC		57	2	3%	59
TBI RESIDENTIAL SERVICES, INC.		48	11	19%	59
BIG BEND CARES, INC		51	8	14%	59
CARDIOLOGY AND MEDICINE ASSOCIATES		43	16	27%	59
FERN PARK DEVELOPMENTAL CENTER		5	54	92%	59
STEINHATCHEE FAMILY MEDICAL CENTER	1	50	8	14%	59
ENCOMPASS HEALTH REHABILITATION HOSPITAL OF SARASOTA		59			59
MINUTECLINIC DIAGNOSTIC OF HAWAII LLC		52	7	12%	59
TUKA PEDIATRICS		7	51	88%	58
KINDRED HOSPITAL CENTRAL TAMPA BLOOD GAS	1	52	5	9%	58
CALHOUN COUNTY HEALTH DEPT		29	29	50%	58
LEE MEMORIAL HEALTH SYSTEM D/B/A LEE COMMUNITY		53	5	9%	58
COOPER FAMILY MEDICAL, PLLC		48	10	17%	58
BUECHELE DENTAL PA DBA CLERMONT FAMILY DENTISTRY		48	10	17%	58
Grand Villa of Clearwater		53	5	9%	58
ADVENT HEALTH - MOUNT DORA		10	48	83%	58
ALEXANDER NININGER STATE VETERANS		58			58
MICHIGAN DEPARTMENT OF HEALTH AND HUMAN SERVICES	1		57	98%	58
Margate Health and Rehabilitation Center		56	2	3%	58
SONATA BOCA RATON		54	4	7%	58
MINUTECLINIC DIAGNOSTIC OF SOUTH CAROL		52	5	9%	57
VALENCIA HOUSE ALF		55	2	4%	57
BOCA BIOLISTICS LLC		46	11	19%	57
ALL AMERICAN URGENT CARE			57	100%	57
TGH URGENT CARE POWERED BY FAST TRACK			57	100%	57
Bon Secours Maria Manor		52	5	9%	57
ALZHEIMERS CARE CENTER OF VIERA LTD		37	20	35%	57
KAPG FLEMING ISLAND SENIOR HOUSING OPCO LLC	1	56			57
KEY WEST MEDICAL CENTER	1	50	6	11%	57
GENESIS DERMATOLOGY		53	4	7%	57
SARATOGA HOSPITAL LABORATORY		52	5	9%	57
PREMIUM HEALTH SERVICES OF TAMPA BAY LLC		34	23	40%	57
THE CANOPY AT BERRYHILL		57			57
FINLAY CLINICAL LABORATORY		20	37	65%	57
JOHN D ARCHBOLD MEMORIAL HOSPITAL		56	1	2%	57
CORNERSTONE PEDIATRICS		45	12	21%	57
TRADITIONAL HOME HEALTH OF PALM BEACH INC		55	2	4%	57
MALCOM RANDALL DEPT OF VAMC			57	100%	57
ASCENSION SACRED HEART BAY LABORATORY		54	3	5%	57
SOUTHSIDE HOSPITAL NORTHWELL HEALTH LABORATORY		49	7	13%	56
EAGLES WATCH CLUSTER		47	9	16%	56
URGENT CARE USA LLC		2	54	96%	56
DAVENPORT PEDIATRICS CLERMONT PA		50	6	11%	56
ATRIA PARK OF LAKE FOREST (WG HERITAGE LF LLC)		54	2	4%	56
OCOE PEDIATRICS		48	8	14%	56

COVID-19: testing by laboratory

Data through Apr 17, 2021 verified as of Apr 18, 2021 at 09:25 AM

Data in this report are provisional and subject to change.

The numbers in the table below represent the number of Florida and non-Florida residents for whom test results were received by the Department of Health. A person can be tested by more than one laboratory and can have both positive and negative results. **Therefore, the sum of the numbers in each column will be larger than the total number of people tested.**

Reporting lab	Inconclusive	Negative	Positive	Percent positive	Total
HIALEAH HOSPITAL RESPIRATORY DEPT			56	100%	56
DOT DOC SARASOTA		51	5	9%	56
MAUREEN OROURKE-FUTEY			56	100%	56
TIFFANY HALL NURSING AND REHAB		44	12	21%	56
SPRING MANOR ASSISTED LIVING		56			56
CENTRA CARE - LAKE NONA		6	50	89%	56
PATHOLOGY CONSULTANTS OF NEW MEXICO		56			56
LONG ISLAND UNIVERSITY - POST CAMPUS		50	5	9%	55
LPG PRIMARY CARE AT PINE ISLAND		45	10	18%	55
GENTIVA HEALTH SERVICES CERTIFIED INC		52	3	5%	55
PALM BAY PEDIATRICS		36	19	35%	55
SONATA HUNTERS CREEK		47	8	15%	55
Salerno Bay Health & Rehabilitation Center		45	10	18%	55
KENDALL REGIONAL MEDICAL CENTER LAB	3		52	95%	55
NITE LITE PEDIATRICS - PORT ST. LUCIE		46	9	16%	55
S-H THIRTY FIVE OPCO - ORANGE CITY, LLC		45	10	18%	55
PREMIER MEDICAL ASSOCIATES ALL FLORIDA LLC		54	1	2%	55
VPA PC LAB		48	7	13%	55
WEST ISLIP URGENT CARE		50	5	9%	55
EAST CENTRAL FLORIDA OUTPATIENT IMAGING		43	12	22%	55
PENNSYLVANIA DEPARTMENT OF HEALTH BUREAU OF LABORATORIES			54	100%	54
JUNIPER VILLAGE AT NAPLES		53	1	2%	54
CITYMD OF MANAHAWKIN		52	2	4%	54
CERTUS MTD OPCP LLC		52	2	4%	54
APOLLOMDX LABS		32	22	41%	54
UNITED LABORATORY SERVICES CORPORATION		38	16	30%	54
FAMILY EXTENDED CARE OF PUNTA GORDA		54			54
CLERMONT HEALTH AND REHAB		40	14	26%	54
FUTURE PEDIATRICS		51	3	6%	54
Jupiter Medical Center Pavilion		53	1	2%	54
ST. CLOUD MEDICAL GROUP		54			54
ORLANDO CLINICAL RESEARCH CENTER		51	3	6%	54
CAMBRIDGE SECURITY SERVICES		51	3	6%	54
FG RAPID		49	5	9%	54
SARASOTA CO. HEALTH DEPT # 58		40	14	26%	54
HOME CARE PHARMACY		53			53
ADVENT HEALTH EXPRESS CARE		5	48	91%	53
UNIVERSITY OF WEST FLORIDA, THE		52	1	2%	53
CAPE REGIONAL MEDICAL CENTER		50	3	6%	53
QUOTIENT SCIENCES LABS LLC			53	100%	53
ROCHESTER GENERAL HOSPITAL LABORATORY		49	4	8%	53
Osprey Point Nursing Center		51	2	4%	53
LITTLE NECK URGENT CARE		51	2	4%	53
MISSION OAKS ASSISTED LIVING		51	2	4%	53
BARNES HEALTHCARE OF FLORIDA LLC		49	4	8%	53
ALLIANCE COMMUNITY FOR RETIREMENT LIVING		53			53

COVID-19: testing by laboratory

Data through Apr 17, 2021 verified as of Apr 18, 2021 at 09:25 AM

Data in this report are provisional and subject to change.

The numbers in the table below represent the number of Florida and non-Florida residents for whom test results were received by the Department of Health. A person can be tested by more than one laboratory and can have both positive and negative results. **Therefore, the sum of the numbers in each column will be larger than the total number of people tested.**

Reporting lab	Inconclusive	Negative	Positive	Percent positive	Total
SOMERSET			53	100%	53
LPG PULMONOLOGY-COCONUT POINT		46	7	13%	53
SNH BRFL TENANT LLC	2	50			52
HOLY NAME HOSPITAL LABORATORY		50	2	4%	52
ST ANTHONYS PRIMARY CARE LLC/JACKSON STREET			52	100%	52
NEW YORK PRESBYTERIAN - QUEENS DIAGNOSTIC		48	4	8%	52
PHILLIPPE RIDGE		40	12	23%	52
ADVENT HEALTH		49	3	6%	52
INTERNAL MEDICINE SPECIALIST		46	6	12%	52
LONG ISLAND JEWISH MED CTR		48	4	8%	52
ORCHID COVE AT DAYTONA		45	7	13%	52
ADVANCE URGENT CARE CENTER, LLC		10	41	80%	51
WALGREENS #10373		49	2	4%	51
CITY OF OCALA EMPLOYEE HEALTH AND WELLNESS CENTER		44	7	14%	51
GULFVIEW MEDICAL INSTITUTE		51			51
MIAMI CLINICAL RESEARCH CORP		12	39	76%	51
FLORIDA MEDICAL CLINIC - MULTI SPECIALTY CAMPUS		23	28	55%	51
LPG PEDIATRICS AT PAGE FIELD		50	1	2%	51
LAKELAND REGIONAL HEALTH GATEWAY CENTER		28	23	45%	51
INN AT THE FOUNTAINS, THE		34	17	33%	51
LAKE INTERNAL MEDICINE ASSOCIATES PA		44	7	14%	51
WALGREENS CO		45	6	12%	51
GRAND VILLA OF DEL RAY WEST		47	4	8%	51
TGH URGENT CARE - RIVERVIEW			51	100%	51
SOUTH CAROLINA DEPT OF HEALTH AND ENVIRONMENT CONTROL		11	40	78%	51
QHC UPSTATE MEDICAL PC		42	9	18%	51
SOUTHEAST ALABAMA MEDICAL CENTER			51	100%	51
AVANTE ST CLOUD		48	3	6%	51
FELICIDAD MEDICAL CENTER		5	46	90%	51
MARIANNA HEALTH AND REHABILITATION CENTER		49	1	2%	50
MINUTECLINIC, LLC		44	6	12%	50
PORT ST. LUCIE - ZAXBY'S		50			50
MILLENNIA ADVANCED SCIENTIFIC LLC			50	100%	50
CARE ATC - ANDES			50	100%	50
CAMP BOGGY CREEK		49	1	2%	50
ST JOSEPHS CHILDRENS OUTREACH			50	100%	50
RAINBOW PEDIATRICS PC LLC / BREAKFAST POINT		39	11	22%	50
BETHUNE-COOKMAN UNIVERSITY		32	18	36%	50
HILA BECKERMAN MD LLC	1	45	4	8%	50
AMELIA ASSISTED LIVING FACILITY		50			50
PROFESSIONAL PEDIATRICS		48	2	4%	50
IMMEDIATE CARE PA		46	4	8%	50
PRACTICE MANAGEMENT OF AMERICA, INC.		7	43	86%	50
TREASURE COAST URGENT & FAMILY CARE		27	23	46%	50
POPLAR HEALTHCARE PLLC	1	11	38	76%	50
BENTON HOUSE OF PORT ORANGE		44	6	12%	50

COVID-19: testing by laboratory

Data through Apr 17, 2021 verified as of Apr 18, 2021 at 09:25 AM

Data in this report are provisional and subject to change.

The numbers in the table below represent the number of Florida and non-Florida residents for whom test results were received by the Department of Health. A person can be tested by more than one laboratory and can have both positive and negative results. **Therefore, the sum of the numbers in each column will be larger than the total number of people tested.**

Reporting lab	Inconclusive	Negative	Positive	Percent positive	Total
AHMG SURGICAL SPECIALIST		50			50
ALLEGRO		47	2	4%	49
GRAND VILLA OF ALTAMONTE SPRINGS		42	7	14%	49
USF		1	48	98%	49
IMA MEDICAL CENTER		34	15	31%	49
FHMG_CTR FOR SENIOR HEALTH		44	5	10%	49
LINCOLN DIAGNOSTIC LAB		47	2	4%	49
ADVENTIST HEALTH SYSTEM FLORIDA		34	15	31%	49
NORTHBROOK CENTER FOR		47	2	4%	49
NIGHT LITE PEDIATRICS CENTER LLC		10	39	80%	49
DOH		23	26	53%	49
Guardian Care Nursing and Rehabilitation Center		49			49
OPTUMCARE SOUTH FLORIDA, LLC		42	7	14%	49
Citymd Of Toms River		42	7	14%	49
MADISON COUNTY MEMORIAL HOSPITAL LABORATORY		15	34	69%	49
SOLARIS SENIOR LIVING NORTH NAPLES		48	1	2%	49
PERSONAL PEDIATRICS PA		46	3	6%	49
SOFT CELL LABORATORIES		45	4	8%	49
HEALTH FIRST - CAPE CANAVERAL HOSPITAL		1	48	98%	49
LIGHTHOUSE PEDIATRICS OF NAPLES		44	5	10%	49
PREMIER COMMUNITY HEALTHCARE GROUP INC		46	2	4%	48
TANVIR H SHAGAR NP		41	7	15%	48
GRAND OAKS OF PALM CITY LLC	1	41	6	13%	48
BITTINGS APOTHECARY INC		42	6	13%	48
BAY CENTER HURRICANE SHELTER		48			48
PREMIER MEDICAL ASSOCIATES		46	2	4%	48
NAPLES PEDIATRICS INC		43	5	10%	48
SEWANEE MOLECULAR DIAGNOSTICS LABORATO		48			48
ISLAND URGENT CARE PLLC		44	4	8%	48
TRINITY URGENT CARE		36	12	25%	48
MINUTECLINIC DIAGNOSTIC OF NORTH CAROLINA		46	2	4%	48
THE TERRACE OF JACKSONVILLE		3	45	94%	48
LYSTER ACH FT RUCKER AL		45	3	6%	48
CAREMED INTERNAL MEDICINE		30	18	38%	48
INTERCOASTAL MEDICAL GROUP		2	46	96%	48
ADVENTHEALTH MEDICAL GROUP FAMILY MEDICINE		43	5	10%	48
COURTYARD GARDENS OF JUPITER		48			48
COURTYARD GARDENS OF BOYNTON BEACH, LLC		45	3	6%	48
BAPTIST URGENT CARE		44	4	8%	48
MORTON PLANT			48	100%	48
S-H THIRTY FIVE OPCO - LUTZ, LLC		47	1	2%	48
MAGNOLIA DIAGNOSTICS, LLC	1	19	27	57%	47
URGENT CARE & WELLNESS CENTER		15	32	68%	47
POINTE AT NEW PORT PLACE,THE		47			47
MOBILE DOC FL, LLC		29	18	38%	47
HERNANDO ENDOSCOPY AND SURGERY CENTER		36	11	23%	47

COVID-19: testing by laboratory

Data through Apr 17, 2021 verified as of Apr 18, 2021 at 09:25 AM

Data in this report are provisional and subject to change.

The numbers in the table below represent the number of Florida and non-Florida residents for whom test results were received by the Department of Health. A person can be tested by more than one laboratory and can have both positive and negative results. **Therefore, the sum of the numbers in each column will be larger than the total number of people tested.**

Reporting lab	Inconclusive	Negative	Positive	Percent positive	Total
ALWAYS BEST CARE SENIOR SERVICES		42	5	11%	47
COMPLETE HOME CARE OF THE PALM BEACHES LLC		43	4	9%	47
NAVARRE GARDENS		41	6	13%	47
CONCENTRA URGENT CARE		43	4	9%	47
JFK MEDICAL CENTER NORTH LAB		1	46	98%	47
Rehabilitation Center of the Palm Beaches		47			47
INTERLAB		1	46	98%	47
PINES NURSING HOME		45	2	4%	47
WINTER GARDEN REHAB AND NURSING CENTER		43	4	9%	47
FAMILY EXTENDED CARE OF WINTER HAVEN		45	2	4%	47
GRAMERCY PARK URGENT CARE		45	2	4%	47
CARE 4 U MANAGEMENT, INC			47	100%	47
ADVENT HEALTH - LAKE WALES		35	12	26%	47
THE MEDICAL GROUP OF SOUTH FLORIDA INC		41	6	13%	47
PANCARE HEALTH - BAY COUNTY - YOUNGSTOWN		42	5	11%	47
NORTH FLORIDA / SOUTH GEORGIA VETERANS HEALTH SYSTEM		1	45	98%	46
H LEE MOFFITT CANCER CENTER MICRO		46			46
BAYA URGENT CARE LLC		21	25	54%	46
PREMIER PLACE HEALTHCARE AT THE GLENVIEW		46			46
LUTHERAN HAVEN EXTENDED CONGREGATE CAR		46			46
PATRICK MANOR INCORPORATED		46			46
ADVENT HEALTH MEDICAL GROUP OB GYN AT		40	6	13%	46
CDR MAGUIRE - MIAMI BEACH CC MISSION 17388		2	44	96%	46
EAST MANATEE FAMILY	1	1	44	96%	46
Heritage Park Care and Rehabilitation		46			46
COLLIER BLVD HMA PHYSICIAN MANAGEMENT LLC		46			46
KAPG ST AUGUSTINE SENIOR HOUSING OPCO LLC		37	9	20%	46
MINUTECLINIC DIAGNOSTIC MEDICAL GROUP		42	4	9%	46
TRICORE REF LABS - UNIV OF NM		46			46
SIDDH INC DBA SAN CARLOS PHARMACY		43	3	7%	46
WG EVERGREEN WOODS SH LLC		46			46
HARTFORD HEALTH SERVICES LLC		46			46
VIP WALK IN CLINIC		23	23	50%	46
MID-FLORIDA PATHOLOGY, LLC		35	10	22%	45
BD MEDICAL SYSTEMS		43	2	4%	45
BRP SH OPCO LLC		45			45
COLLIER URGENT CARE CENTERS		44	1	2%	45
ARCPPOINT LABS OF WEST PALM BEACH		8	37	82%	45
NEXT MOLECULAR ANALYTICS		14	31	69%	45
HIGHLANDS COUNTY FIRE RESCUE		45			45
REDI-MED WALK-IN FAMILY CARE			45	100%	45
GREENSBORO PATHOLOGY LLC		34	11	24%	45
LARA HEALTH AND WELLNESS CENTER LLC		45			45
PLAINVIEW URGENT CARE		42	3	7%	45
STUART URGENT CARE			45	100%	45
ALLIANCE OF PHYSICIANS AGAINST COVID-19			45	100%	45

COVID-19: testing by laboratory

Data through Apr 17, 2021 verified as of Apr 18, 2021 at 09:25 AM

Data in this report are provisional and subject to change.

The numbers in the table below represent the number of Florida and non-Florida residents for whom test results were received by the Department of Health. A person can be tested by more than one laboratory and can have both positive and negative results. **Therefore, the sum of the numbers in each column will be larger than the total number of people tested.**

Reporting lab	Inconclusive	Negative	Positive	Percent positive	Total
CITY OF CAPE CORAL		35	10	22%	45
NEOGENOMICS LABORATORIES INC		45			45
WALGREENS 3145		42	3	7%	45
SOUTHPORT SQUARE HARBOUR HEALTH		45			45
SUNSHINE ASSISTED LIVING		45			45
GOLFCREST HEALTHCARE CENTER		45			45
ROADS PEDIATRICS,LLC		42	3	7%	45
MINUTECLINIC DIAGNOSTIC OF LOUISIANA		42	3	7%	45
AVALON PARK RETIREMENT RESIDENCE		43	2	4%	45
SAN CARLOS PHARMACY		39	6	13%	45
CAREATC INC BRANDON	7	35	3	7%	45
NEWPATH DIAGNOSTICS		36	8	18%	44
RADIOLOGY ASSOCIATES OF VENICE AND ENGLEWOOD		42	2	5%	44
ASHTON PLACE	3	37	4	9%	44
IMA MEDICAL GROUP POINCIANA		18	26	59%	44
CLEARWATER PAIN MANAGEMENT ASSOCIATES		42	2	5%	44
FLORIDA HOSPITAL		28	16	36%	44
TRIPLE O MEDICAL SERVICES INC		41	3	7%	44
THE MERIDIAN AT BOCA RATON	1	43			44
INNOVATIVE GX LABORATORIES		37	7	16%	44
Gulf Shore Care Center		39	5	11%	44
UNION MEDICAL CARE PLLC		43	1	2%	44
ROYAL PALM SENIOR RESIDENCE		44			44
BENTON HOUSE OF CLERMONT		44			44
PRINCETON VILLAGE□		40	4	9%	44
ST JUDE LABORATORIES		40	4	9%	44
PEDIATRICS OF CENTRAL FLORIDA – SAINT CLOUD	2	40	2	5%	44
FIRST CHOICE URGENT CARE		12	31	72%	43
PINELLAS INTERNAL MEDICINE ASSOCIATES	1	39	3	7%	43
University Hills health and Rehabilitation		33	10	23%	43
BIOFIRE		11	32	74%	43
DUVAL PHARMACY		32	11	26%	43
FLAGLER HOSPITAL INC	2		41	95%	43
EC OPCO TIMBERLIN PARC LLC		43			43
WOLFF CTR FOR CHILD & ADOLESCENT HEALTH PLLC,THE		26	17	40%	43
THE PALMS PHARMACY, INC		40	3	7%	43
LAKE MARY KIDS CENTRA CARE		33	10	23%	43
RESIDENTIAL PLAZA AT BLUE LAGOON INC		39	4	9%	43
BRANCH MEDICAL CLINIC			43	100%	43
CAREHERE LAKE SCHOOLS EMPLOYEE HEALTH CENTER		29	14	33%	43
ADULT MEDICINE OF LAKE COUNTY INC			43	100%	43
NORTH CAROLINA DEPARTMENT OF HEALTH & HUMAN SERVICES	1		42	98%	43
BRONX LEBANON HOSPITAL-MEDICAL CENTER		39	4	9%	43
CVS MINUTE CLINIC DIAGNOSTIC OF NORTH CAROL		37	6	14%	43
CAREATC			43	100%	43
LOURDES HOSPITAL INC		41	2	5%	43

COVID-19: testing by laboratory

Data through Apr 17, 2021 verified as of Apr 18, 2021 at 09:25 AM

Data in this report are provisional and subject to change.

The numbers in the table below represent the number of Florida and non-Florida residents for whom test results were received by the Department of Health. A person can be tested by more than one laboratory and can have both positive and negative results. **Therefore, the sum of the numbers in each column will be larger than the total number of people tested.**

Reporting lab	Inconclusive	Negative	Positive	Percent positive	Total
SOMA MEDICAL CENTER PA #3		6	37	86%	43
LAKE COUNTY SCHOOLS EMPLOYEE HEALTH CENTER		30	12	29%	42
Casa Mora Rehabilitation & Extended Care		40	2	5%	42
ATRIA WILLOW WOOD		40	2	5%	42
KIVA AT CANTERBURY		25	17	40%	42
CLINICAL LABORATORY		42			42
PACIFICA SENIOR LIVING OCALA		37	5	12%	42
LEE PHYSICIAN GROUP COLLEGE POINT		42			42
BAYCARE MEDICAL GROUP INC		3	39	93%	42
LEE MEMORIAL HEALTH SYSTEM		37	5	12%	42
Atlantic Shore Nursing and Rehab		42			42
MAIMONIDES-SHALOM ACADEMY, INC		41	1	2%	42
SUNSHINE PEDIATRICS OF CENTRAL FLORIDA PL		39	3	7%	42
NORTHWELL HEALTH PLAINVIEW HOSPITAL LABORATORY		33	9	21%	42
BENTON HOUSE OF ST. JOHNS		40	2	5%	42
LONGLEAF DIAGNOSTIC LABORATORIES		13	29	69%	42
EASTERN SHORE URGENT CARE		30	11	27%	41
BULLS HEAD URGENT CARE		39	2	5%	41
STAT ONE URGENT CARE CENTER		2	39	95%	41
GROWING TOGETHER PEDIATRICS, LLC		37	4	10%	41
MAKO MEDICAL		21	20	49%	41
WHITE-WILSON MEDICAL CENTER		30	11	27%	41
University Hospital		34	7	17%	41
PEDIATRICS OF CENTRAL FLORIDA KISSI		33	8	20%	41
SOUTH FLORIDA BAPTIST HOSPITAL			41	100%	41
A & R RESEARCH GROUP		35	6	15%	41
D W MCMILLAN MEMORIAL HOSPITAL		30	11	27%	41
THORNBURG PEDIATRICS		38	3	7%	41
FLORIDA HOSPITAL NEW SMYRNA		4	37	90%	41
CITRUS COUNTY HEALTH DEPARTMENT		35	6	15%	41
UNIVERSITY OF ALABAMA		38	3	7%	41
CROSSROADS URGENT CARE		26	15	37%	41
THE LODGE AND REHABILITATION CENTER		24	16	40%	40
ADVENT HEALTH CENTRA CARE - LAKELAND		30	10	25%	40
CAPITAL REGIONAL MEDICAL CENTER		2	38	95%	40
WINDSOR WOODS REHAB & HEALTHCARE CTR		38	2	5%	40
M&V SAN JOSE MEDICAL CENTER			40	100%	40
FAMILY AND INTERNAL MEDICINE AT AVALON PARK		36	4	10%	40
STETSON UNIVERSITY STUDENT HEALTH CENTER		3	37	93%	40
CLINICAL PATHOLOGY LABORATORIES, INC		40			40
MULBERRY'S MOBILE PROVIDER SERVICES LLC		25	15	38%	40
BELVEDERE COMMONS OF SUN CITY CENTER		40			40
WALGREEN		30	10	25%	40
NIGHT LITE PEDIATRIC CENTER		10	30	75%	40
PRIDE DIAGNOSTICS		24	16	40%	40
ORLANDO COVID TEST , LLC		35	5	13%	40

COVID-19: testing by laboratory

Data through Apr 17, 2021 verified as of Apr 18, 2021 at 09:25 AM

Data in this report are provisional and subject to change.

The numbers in the table below represent the number of Florida and non-Florida residents for whom test results were received by the Department of Health. A person can be tested by more than one laboratory and can have both positive and negative results. **Therefore, the sum of the numbers in each column will be larger than the total number of people tested.**

Reporting lab	Inconclusive	Negative	Positive	Percent positive	Total
WELLMED AT NEW TAMPA		28	11	28%	39
GRAND VILLA OF NEW PORT RICHEY		32	7	18%	39
BASSETTI MEDICAL RESEARCH INC		31	8	21%	39
MEDEX MEDICAL EXPRESS OF PALATKA LLC			39	100%	39
CLINICAL RESEARCH SEQUENCING PLATFORM		8	31	79%	39
CEDAR CREEK AT KINGS BAY INC		39			39
ORLANDO HEALTH PRIMARY CARE PEDIATRICS		38	1	3%	39
UNIVERSITY MEDICAL CTR OF PRINCETON AT		37	2	5%	39
ISLAMORADA VILLAGE OF ISLANDS FIRE RESCUE		36	3	8%	39
SUNSHINE PEDIATRICS		38	1	3%	39
WG BAYPOINT VILLAGE SH LLC		38	1	3%	39
UNIVERSITY BEHAVIORAL CENTER		39			39
BAY COUNTY JAIL ANNEX		34	5	13%	39
GUYAN VALLEY WELLNESS CENTER		32	7	18%	39
LPG CONVENIENT CARE AT METRO		35	4	10%	39
BROOKDALE BRANDON	1	38			39
ADVENTHEALTH MEDICAL GROUP PULMONOLOGY		34	5	13%	39
BOND CLINIC, PA		9	30	77%	39
EP MEDICAL EQUIPMENT PHARMACY		33	6	15%	39
ORLANDO ORTHOPAEDIC OUTPATIENT SURGERY CENTER		33	6	15%	39
ADVENTHEALTH MEDICAL GROUP FAMILY & INTERNAL		15	24	62%	39
CORRECTIONAL MEDICAL GROUP		27	12	31%	39
GENEXPERT			39	100%	39
JUNIPER VILLAGE AT CAPE CORAL		34	5	13%	39
BAYSHORE PATHOLOGY CONSULTANTS PA		37	2	5%	39
CCRC @ SUNFLOWER LLC		35	3	8%	38
REOPEN DIAGNOSTICS			38	100%	38
Life Care Center of Citrus County		37	1	3%	38
CITRUS CARE CLINIC			38	100%	38
STEWART MEDICAL GROUP, INC		21	17	45%	38
FLORIDA DEPARMENT OF HEALTH CLAY COUNTY		25	13	34%	38
LMH SKILLED NURSING UNIT		38			38
INNOVATION CLINICAL TRIALS, INC			38	100%	38
EMORY CLINIC, THE		36	2	5%	38
ANDALUSIA HEALTH		21	17	45%	38
HOMEWOOD RESIDENCE AT FREEDOM PLAZA		37	1	3%	38
MINUTE CLINIC DIAGNOSTIC OF VIRGINIA, LLC		37	1	3%	38
TAYLORVILLE FAMILY MEDICINE		31	7	18%	38
PALM POINT BEHAVIORAL HEALTH		38			38
MOLECULAR DIAGNOSTICS		5	33	87%	38
VETERANS AFFAIRS MEDICAL CENTER - NEW YORK HARBOR		36	2	5%	38
AUTUMN OF SARASOTA		12	26	68%	38
ENCOMPASS HEALTH REHABILITATION OF ALTAMONTE		33	5	13%	38
BAY STREET PHARMACY		36	2	5%	38
SOUTHCOR LABORATORY		4	34	89%	38
ATRIA SAN PABLO		36	2	5%	38

COVID-19: testing by laboratory

Data through Apr 17, 2021 verified as of Apr 18, 2021 at 09:25 AM

Data in this report are provisional and subject to change.

The numbers in the table below represent the number of Florida and non-Florida residents for whom test results were received by the Department of Health. A person can be tested by more than one laboratory and can have both positive and negative results. **Therefore, the sum of the numbers in each column will be larger than the total number of people tested.**

Reporting lab	Inconclusive	Negative	Positive	Percent positive	Total
HR SARASOTA OPERATOR LLC		25	12	32%	37
MINUTECLINIC DIAGNOSTIC OF RHODE ISLAND, LLC #1544		36	1	3%	37
CONNECTICUT DEPARTMENT OF HEALTH		22	15	41%	37
FAMILY EXTENDED CARE OF SEBRING INC		35	2	5%	37
PECONIC BAY MEDICAL CENTER LABORATORY		28	9	24%	37
ONE MILO		37			37
ARTHREX MEDICAL CENTER EAST		25	12	32%	37
PATHOGENIUS LABORATORIES		30	7	19%	37
COLLIER HMA PHYSICIAN MANAGEMENT LLC		27	10	27%	37
UNION MEDICAL CARE		37			37
CENTRAL FLORIDA HEALTH CARE INC WAUCHULA SITE 2		29	8	22%	37
HOLZER HEALTH CENTER		5	32	86%	37
ROCKLAND URGENT CARE FAMILY HEALTH NP		35	2	5%	37
PONCE THERAPY CARE CENTER		34	3	8%	37
ALAN A SMITH MD LLC		34	3	8%	37
RIVERHEAD URGENT CARE		36	1	3%	37
WALK IN MEDICAL URGENT CARE		37			37
THE COLLIER AT NAPLES		36	1	3%	37
HOLLISMED LLC		35	2	5%	37
ACCURATE DIAGNOSTIC LAB		35	2	5%	37
METROPOLITAN CHARITIES INC		34	3	8%	37
DCH REGIONAL MEDICAL CENTER LABORATORY		36	1	3%	37
AU MEDICAL CENTER, INC	1	32	4	11%	37
ST LUCIE COUNTY JAIL		28	9	24%	37
SEWALLS POINT PHARMACY INC		29	8	22%	37
ST AUGUSTINE PEDIATRIC ASSOC		33	4	11%	37
ENCOMPASS HEALTH REHABILITATION HOSPITAL OF PANAMA CITY		32	5	14%	37
GRAND VILLA OF ST. PETERSBURG		34	2	6%	36
MINUTECLINIC DIAGNOSTIC OF MICHIGAN		33	3	8%	36
WEINBERG VILLAGE		35	1	3%	36
CARE HERE		12	24	67%	36
WASHINGTON COUNTY HEALTH DEPARTMENT		24	12	33%	36
AIR, LAND & SEA PHYSICALS & CONSULTATIONS, LLC		35	1	3%	36
MEDCOMP SCIENCES			36	100%	36
EASYCARE WALK-IN CLINIC	1	14	21	58%	36
TNC WALK IN CLINIC		25	11	31%	36
EXPRESS CARE OF TAMPA BAY LLC		5	31	86%	36
CRESTVIEW IMMEDIATE CARE LL		12	24	67%	36
GRAND VILLA OF ENGLEWOOD		31	5	14%	36
FLORIDA PEDIATRIC GROUP PA		28	8	22%	36
MAINSTREET FAMILY URGENT CARE		1	35	97%	36
PINELLAS PARK FIRE DEPARTMENT		36			36
HARMONY HEALTH OPCO, LLC		15	21	58%	36
MINUTECLINIC, LLC, DBA MINUTECLINIC #5		32	4	11%	36
Kensington Gardens		36			36
BVL/LITTLE ANGEL PEDIATRICS		36			36

COVID-19: testing by laboratory

Data through Apr 17, 2021 verified as of Apr 18, 2021 at 09:25 AM

Data in this report are provisional and subject to change.

The numbers in the table below represent the number of Florida and non-Florida residents for whom test results were received by the Department of Health. A person can be tested by more than one laboratory and can have both positive and negative results. **Therefore, the sum of the numbers in each column will be larger than the total number of people tested.**

Reporting lab	Inconclusive	Negative	Positive	Percent positive	Total
PATHGROUP		9	27	75%	36
PHYSICIAN ASSOCIATES LLC		26	10	28%	36
A AND R RESEARCH GROUP LLC		31	4	11%	35
SOUTHEASTERN OUTPATIENT SURGERY CENTER		32	3	9%	35
FHMG - FLORIDA HOSPITAL MEDICAL GROUP		25	10	29%	35
HARBORCHASE OF WELLINGTON CROSSING		33	2	6%	35
PARKSIDE HEALTH AND REHABILITATION CENTER			35	100%	35
ST. MARYS MEDICAL CENTER		1	34	97%	35
IRL		4	31	89%	35
DOCTOR TODAY TLC LLC			35	100%	35
VIKOR SCIENTITIC		5	30	86%	35
BOCA TOXICOLOGY LLC		33	2	6%	35
P23 LABS		35			35
MINUTE CLINIC LLC #2216		32	3	9%	35
FLORIDA PRESBYTERIAN HOMES INC		33	2	6%	35
NORTHSIDE HOSPITAL EMERGENCY DEPT		31	4	11%	35
LABORATORY MEDICINE CONSULTANTS-LMC PA		33	2	6%	35
WALGREENS COVID-19		27	8	23%	35
POARCH BANC CREEK INDIANS TRIBAL HEALTH DEPARTMENT			35	100%	35
NCHD		21	14	40%	35
REDI-MED WALK IN FAMILY CLINIC			35	100%	35
WUESTHOFF MEMORIAL HOSPITAL			35	100%	35
METRO KNOXVILLE HMA		25	10	29%	35
ADVENT HEALTH - FISH MEMORIAL		2	33	94%	35
MEDEXPRESS URGENT CARE WEST TAMPA			35	100%	35
ALABAMA CLINICS		19	16	46%	35
ASSISTED LIVING OF BROWARD		35			35
PORT SAINT JOHN FAMILY PRACTICE		21	14	40%	35
ISLAND LAKE CENTER		14	21	60%	35
NEUROINTERNATIONAL SARASOTA		32	3	9%	35
THE SPRINGS OF PARC HILL		33	1	3%	34
WELLSTAR KENNESTONE HOSPITAL		31	3	9%	34
SMH PHYSICIAN SERVICES INC		33	1	3%	34
FLORIDA MEDICAL CLINIC IM MLK		24	10	29%	34
CARILLON SPORTS AND FAMILY MEDICINE		25	9	26%	34
JAMAICA HOSPITAL MEDICAL CENTER		30	4	12%	34
JACKSON HEALTH SYSTEM		2	32	94%	34
FLORIDA DEPARTMENT OF HEALTH IN MONROE COUNTY		27	7	21%	34
LONG TERM CARE OF GULF BREEZE LLC		30	4	12%	34
FORT CAROLINE GARDENS, INC		32	2	6%	34
BAYCARE HEALTH SYSTEMS, LLC			34	100%	34
EMORY UNIVERSITY HOSPITAL		28	6	18%	34
GULFSIDE HOSPICE INC		31	3	9%	34
PARAMOUNT WALK-IN CLINIC		1	33	97%	34
COMMUNITY MEDICAL CARE CENTER INC			34	100%	34
MIDDLETOWN MEDICAL P C		24	10	29%	34

COVID-19: testing by laboratory

Data through Apr 17, 2021 verified as of Apr 18, 2021 at 09:25 AM

Data in this report are provisional and subject to change.

The numbers in the table below represent the number of Florida and non-Florida residents for whom test results were received by the Department of Health. A person can be tested by more than one laboratory and can have both positive and negative results. **Therefore, the sum of the numbers in each column will be larger than the total number of people tested.**

Reporting lab	Inconclusive	Negative	Positive	Percent positive	Total
TRADITIONAL HOME CARE INC		33	1	3%	34
JUPITER MEDICAL CENTER PHYSICIANS GROUP, INC		30	4	12%	34
HUNT CLUB MEDICAL		15	19	56%	34
MINUTE CLINIC, LLC DBA MINUTECLINIC #4505		31	3	9%	34
RASHDA ALBIBI M.D. P.A.		31	3	9%	34
SOUTHWEST LABS		34			34
TUSCAN GARDENS OF DELRAY BEACH MANAGEMENT COMPANY,		34			34
BLUE SPRINGS SURGERY CENTER		34			34
AYERS NURSING AND REHABILITATION CENTER		34			34
EVERLYWELL		19	14	42%	33
VETERAN AFFAIRS MEDICAL CENTER - JAMES J PETERS		30	3	9%	33
VETERANS HOME		1	32	97%	33
NIGHT LITE PEDIATRICS URGENT CARE CENTER			33	100%	33
AHSE ROP		32	1	3%	33
WARDE MEDICAL LABORATORY		25	8	24%	33
WEISS PEDIATRIC CARE LLC		19	14	42%	33
WESTWOOD NURSING AND REHABILITATION		28	5	15%	33
SANFORD MOBILE LAB PGA TOUR		32	1	3%	33
CORAL HOUSE ASSISTED LIVING COMMUNITY LLC		33			33
AMMON ANALYTICAL LABORATORIES		29	4	12%	33
NURSES HELPING HANDS INC ALF		33			33
GREENRIDGE GROUP HOME	3	11	19	58%	33
VILLA COURT LLC		33			33
HUNTINGTON STATION URGENT CARE		32	1	3%	33
Consulate Health Care of Orange Park		27	6	18%	33
BOND CLINIC		3	30	91%	33
STATCARE URGENT AND WALK-IN MEDICAL CA		30	3	9%	33
FAST PACE MEDICAL CLINIC		28	5	15%	33
AMBRY GENETICS CORPORATION	23	10			33
GRAND VILLA OF PINELLAS PARK		31	2	6%	33
LONG BEACH URGENT CARE		33			33
MINUTE CLINIC DIAGNOSTIC OF SC, LLC #75		31	2	6%	33
KINDRED HOSPITAL OCALA		30	3	9%	33
DHMD		33			33
RESIDENCE AT BAY VUE		31	2	6%	33
PHOSPHORUS DIAGNOSTICS		27	6	18%	33
ADVANCED URGENT CARE		12	20	63%	32
OPIS COQUINA CENTER		32			32
WESTMINSTER ST AUGUSTINE		32			32
PASSPORT HEALTH ORLANDO		32			32
COLORADO DEPARTMENT OF HEALTH LABORATORY SERVICES DIVISION			32	100%	32
STATEN ISLAND UNIVERSITY HOSPITAL-POUCH		31	1	3%	32
LABORATORY ALLIANCE OF CENTRAL NEW YORK		30	2	6%	32
WOMENS CARE FLORIDA LABORATORY		25	7	22%	32
KISSIMMEE VA OUTPATIENT CLINIC		29	3	9%	32
OCCUPATIONAL HEALTH CENTERS OF THE SOUTHWEST PA		27	5	16%	32

COVID-19: testing by laboratory

Data through Apr 17, 2021 verified as of Apr 18, 2021 at 09:25 AM

Data in this report are provisional and subject to change.

The numbers in the table below represent the number of Florida and non-Florida residents for whom test results were received by the Department of Health. A person can be tested by more than one laboratory and can have both positive and negative results. **Therefore, the sum of the numbers in each column will be larger than the total number of people tested.**

Reporting lab	Inconclusive	Negative	Positive	Percent positive	Total
MADISON POINTE CARE CENTER		32			32
Grand Villa of Deerfield Beach		28	4	13%	32
ACCESS 365 URGENT CARE		10	22	69%	32
SYNIVERSE WELLNESS CENTER		27	5	16%	32
FLORIDA HOSPITAL PHYSICIAN GROUP		19	13	41%	32
Heartland Health Care Center North Sarasota		18	14	44%	32
MINUTE CLINIC DIAGNOSTIC OF NEW JERSEY		31	1	3%	32
IPSUM DIAGNOSTICS		3	29	91%	32
PULSE & REMEDY LLC		17	15	47%	32
MEDEMERGE		30	2	6%	32
CIGNA PBSO WEST PALM		1	31	97%	32
TREASURE ISLE LLC		32			32
LabCorp L#09258130 M#09258125		12	19	61%	31
MINUTE CLINIC DIAGNOSTIC OF VIRGINIA		24	7	23%	31
FLORIDA MEDICAL CL ODOM TPA		17	14	45%	31
Wiregrass Rehabilitation Center and Nursing Home		28	3	10%	31
OAKMONTE VILLAGE		30	1	3%	31
PREMIER URGENT CARE CENTER LLC			31	100%	31
CERON PEDIATRICS & INTEGRATIVE MEDICIN		31			31
DISCOVERY COMMONS AT BRADENTON		31			31
CHIPOLA MEDICAL ASSOCIATES		11	20	65%	31
ADVENTHEALTH MEDICAL GROUP FAMILY MEDICINE AT RDV		31			31
ALPHA PHARMACY		28	3	10%	31
FLORIDA ENDOSCOPY & SURGERY CTR LLC		31			31
STUART REHABILITATION AND HEALTHCARE		15	16	52%	31
UNIPATH		24	7	23%	31
HEALTH FIRST - VIERA HOSPITAL		1	30	97%	31
CARDIOLOGY AND MEDICINE ASSOCIATES INC		30	1	3%	31
REGENCY PARK ASSISTED LIVING FACILITY		29	2	6%	31
MICHAEL J D'AMBROSE MD PA		29	2	6%	31
LEE PHYSICIAN GROUP		28	3	10%	31
BAYSIDE LABORATORIES INC		31			31
TAMPA URGENT CARE			31	100%	31
MIGUEL E TREVINO MD PA		27	4	13%	31
FAMILY CARE PARTNERS URGENT CARE LLC		25	6	19%	31
UR CARE FAMILY AND SPORTS MEDICINE			31	100%	31
AMERICAN ESOTERIC LABORATORIES		15	16	52%	31
COLLIER ANESTHESIA PAIN LLC		31			31
ENT AND ALLERGY ASSOCIATES OF FLORIDA LLC		30	1	3%	31
LAKE MARY - STIRLING CENTER SUITE 202			31	100%	31
STEINHATCHEE DRUGS		25	6	19%	31
COUNTY OF LOS ANGELES			31	100%	31
Okeechobee Health Care Facility		16	14	47%	30
CARLOS F FUSTER MD PA		28	2	7%	30
BUREAU OF PUBLIC HEALTH	1	9	20	67%	30
NORTH PINELLAS CHILDRENS MEDICAL CENTER			30	100%	30

COVID-19: testing by laboratory

Data through Apr 17, 2021 verified as of Apr 18, 2021 at 09:25 AM

Data in this report are provisional and subject to change.

The numbers in the table below represent the number of Florida and non-Florida residents for whom test results were received by the Department of Health. A person can be tested by more than one laboratory and can have both positive and negative results. **Therefore, the sum of the numbers in each column will be larger than the total number of people tested.**

Reporting lab	Inconclusive	Negative	Positive	Percent positive	Total
FORT VALLEY STATE UNIVERSITY		29	1	3%	30
THE TERRACE AT IVY ACRES ALF		11	19	63%	30
COLORADO DEPARTMENT OF PUBLIC HEALTH AND ENVIRONMENT			30	100%	30
MINUTECLINIC, LLC #4230		26	4	13%	30
HERITAGE WATERSIDE		27	3	10%	30
ORLANDO FAMILY MEDICINE		14	16	53%	30
OAK HARBOR ASSISTED LIVING FACILITY		27	3	10%	30
BAPTIST PRIMARY BLACK CREEK SOUTH			30	100%	30
BOCA BIOLISTIC REFERENCE LAB			30	100%	30
DAVID LAWRENCE CENTER		26	4	13%	30
CENTER ONE SURGERY CENTER		24	6	20%	30
CLEARWATER EMPLOYEE HEALTH CLINIC		14	16	53%	30
MIDNIGHT MEDICINE			30	100%	30
MARYLAND DEPARTMENT OF HEALTH			30	100%	30
ADVENT HEALTH PRIMARY CARE PLUS, WINTER GARDEN		26	4	13%	30
AMEERAH LABS			30	100%	30
JOSEF SCHENKER MD PC DBA CENTERS URGENT		28	2	7%	30
MINUTECLINIC, LLC #08366		25	5	17%	30
WILLAMETTE VALLEY TOXICOLOGY LLC		28	2	7%	30
SANITAS		4	26	87%	30
GRAND AVE PHARMACY		2	28	93%	30
MINUTECLINIC DIAGNOSTIC OF RHODE ISLAND, LLC #212		30			30
JOSEF SCHENKER MD PC		30			30
MARTHA'S HOUSE & ASSISTED LIVING FACILITY		30			30
HOLIDAY MEDICAL ASSOCIATES		4	26	87%	30
HOUSE CALLS PROFESSIONAL LLC		26	4	13%	30
UNION CHD		27	3	10%	30
GRAND LIVING AT LAKEWOOD RANCH		29	1	3%	30
PERDIDO URGENT CARE		1	29	97%	30
STATCARE URGENT & WALK IN MEDICAL CARE		27	3	10%	30
CLINCLOUD, LLC			30	100%	30
GRAND VILLA OF LARGO		25	5	17%	30
BROOKWOOD BAPTIST MEDICAL CENTER		28	1	3%	29
STEWART MELBOURNE HOSPITAL			29	100%	29
LPG PRIMARY CARE AT BONITA BAY LIFESTYLE CENTER		26	3	10%	29
PRO HEALTH HARMONY		29			29
INTERIM HEALTHCARE OF NORTHWEST FLORIDA INC		27	2	7%	29
PALM GARDEN OF JACKSONVILLE		27	2	7%	29
ORLANDO ORTHOPAEDIC CENTER		27	2	7%	29
COMPREHENSIVE CHILDCARE		23	6	21%	29
P4CLINICAL	3	2	24	83%	29
COOPER HEALTHCARE		26	3	10%	29
NEMOURS CHILDRENS CLINIC		22	7	24%	29
SUNTREE INTERNAL MEDICINE		29			29
TOTTENVILLE CIRCLE URGENT CARE		29			29
ST PETER'S BENDER LABORATORY		28	1	3%	29

COVID-19: testing by laboratory

Data through Apr 17, 2021 verified as of Apr 18, 2021 at 09:25 AM

Data in this report are provisional and subject to change.

The numbers in the table below represent the number of Florida and non-Florida residents for whom test results were received by the Department of Health. A person can be tested by more than one laboratory and can have both positive and negative results. **Therefore, the sum of the numbers in each column will be larger than the total number of people tested.**

Reporting lab	Inconclusive	Negative	Positive	Percent positive	Total
JOSEPH SCHENKER MD PC DBA CENTERS URGENT		25	4	14%	29
SOUTHEAST GEORGIA HEALTH SYSTEM, INC		24	5	17%	29
PANCARE HEALTH - BONIFAY K-8			29	100%	29
RENAISSANCE SENIOR LIVING	1	28			29
Grand Villa of Dunedin		23	6	21%	29
UNIVERSITY OF ILLINOIS VETERINARY DIAG	1	27	1	3%	29
WIREGRASS CLINIC LLC		23	6	21%	29
CANCER RESEARCH LAB, BOB JONES UNIVERSITY		27	2	7%	29
CAPE CORAL HOSPITAL ABG LABORATORY		16	13	45%	29
BOCA SIMON LAB		1	28	97%	29
PALMS, THE		29			29
DUVAL COUNTY HEALTH DEPARTMENT		29			29
PINELLAS 1 HOME HEALTH CARE CORP		28	1	3%	29
UCLA HEALTHCARE CLINICAL LABS		23	6	21%	29
ROBERT H JENKINS JR VETERANS' DOMICILIARY HOME OF		26	3	10%	29
CHILDREN'S MEDICAL CENTER			29	100%	29
LEE COMMUNITY HEALTHCARE INC CAPE CORAL		28	1	3%	29
LAKELAND NURSING AND REHABILITATION CENTER			29	100%	29
UNIV OF ROCHESTER-STRONG MEMORIAL HOSP		28	1	3%	29
CDC		17	12	41%	29
PIERCE INSTRUMENTS INC		27	1	4%	28
LAKE PLACID HEALTH AND REHABILITATION		1	27	96%	28
ECC PEDIATRICS		28			28
ORANGE PEDIATRICS			28	100%	28
GOOD SAMARITAN HOSPITAL LABORATORY		25	3	11%	28
GADSDEN COUNTY HEALTH DEPARTMENT		22	6	21%	28
KEY PRIMARY CARE			28	100%	28
SANFORD PEDIATRIC ASSOCIATES, PA		26	2	7%	28
FAMILY CARE PARTNERS		18	10	36%	28
CHILDRENS MEDICAL CENTER			28	100%	28
FIRST CHOICE PEDIATRICS LOOP		25	3	11%	28
PORT ST LUCIE HOSPITAL		25	3	11%	28
URGENT CARE CENTER			28	100%	28
MAYO CLINIC JACKSONVILLE		3	25	89%	28
MINUTECLINIC DIAGNOSTIC OF LOUISIANA,		25	3	11%	28
ADVENT HEALTH MEDICAL GROUP- FAMILY MEDICINE AT DR. PHILIPS		23	5	18%	28
GRAND VILLA OF BOYNTON BEACH		27	1	4%	28
PBSO WEST PALM FAMILY PRACTICE		1	27	96%	28
WEST BROWARD CARE CENTER		24	4	14%	28
ACTIVE SENIOR LIVING		26	2	7%	28
NATIONAL MENTOR HEALTHCARE LLC			28	100%	28
EDEN AT CRESTVIEW		12	16	57%	28
Cleveland Clinic Laboratories		4	24	86%	28
SPRINGWOOD COURT		23	5	18%	28
A LILIKO'I PHARMACY LLC		25	3	11%	28
MONTEFIORE NEW ROCHELLE HOSPITAL		25	3	11%	28

COVID-19: testing by laboratory

Data through Apr 17, 2021 verified as of Apr 18, 2021 at 09:25 AM

Data in this report are provisional and subject to change.

The numbers in the table below represent the number of Florida and non-Florida residents for whom test results were received by the Department of Health. A person can be tested by more than one laboratory and can have both positive and negative results. **Therefore, the sum of the numbers in each column will be larger than the total number of people tested.**

Reporting lab	Inconclusive	Negative	Positive	Percent positive	Total
MARION PEDIATRICS PA		21	7	25%	28
ASTORIA HEALTH AND REHABILITATION CENTER		27	1	4%	28
BROOKDALE PHILLIPPI CREEK			28	100%	28
ENCOMPASS HEALTH REHABILITATION HOSPITAL OF MIAMI		27	1	4%	28
MED LABS DIAGNOSTICS		11	17	61%	28
HARBOUR ISLAND PEDIATRICS		18	9	33%	27
VIRTUA		23	4	15%	27
CANTON-POTSDAM HOSPITAL LABORATORY		26	1	4%	27
BROOKDALE UNIVERSITY HOSPITAL		25	2	7%	27
ACCESS HEALTH CARE PHYSICIANS LLC		10	17	63%	27
TIFFANY LAKE CARE CENTERS INC		26	1	4%	27
THE COMMONWEALTH OF MASSACHUSETTS		1	26	96%	27
PARK WEST MEDICAL CENTER		26	1	4%	27
EPIC REFERENCE LABS INC			27	100%	27
KIVA AT CANTERBURY, LLC		27			27
ENCOMPASS HEALTH REHABILITATION HOSPITAL OF OCALA		26	1	4%	27
SUNCOAST LABS			27	100%	27
VASSAR BROTHERS MEDICAL CENTER LABORATORY		25	2	7%	27
BROWARD HEALTH IMPERIAL POINT NURSING			27	100%	27
URGENT FAMILY CARE INC		24	3	11%	27
Clearwater Center		13	14	52%	27
VOLUSIA COUNTY BRANCH JAIL		1	26	96%	27
LPG PRIMARY CARE AT CAPE CORAL PARKWAY		22	5	19%	27
SPANISH RIVER HIGH SCHOOL ESE		23	4	15%	27
LEXINGTON PLACE SENIOR LIVING COMMUNITY		27			27
RAINBOW PEDIATRICS		1	26	96%	27
ENGLEWOOD HOSPITAL AND MEDICAL CENTER		22	5	19%	27
Summit Medical Group Westfield Lab		24	3	11%	27
VICK STREET MANOR		27			27
HEALTHPARK MEDICAL CENTER ABG LAB		26	1	4%	27
LOOP PEDIATRICS		22	5	19%	27
BROOKDALE SOUTHPOINT			27	100%	27
ST VINCENTS AMBULATORY CARE INC DBA		24	3	11%	27
PHYSICIANS CARE		23	4	15%	27
MINUTECLINIC DIAGNOSTIC OF TEXAS		23	4	15%	27
EMORY BENNETT VETERANS NURSING HOME	1	26			27
SOMA MEDICAL CENTER # 4		4	23	85%	27
ROSLYN URGENT CARE		27			27
HOWARD BEACH URGENT CARE		25	2	7%	27
MINUTECLINIC DIAGNOSTIC OF TN, PC 374		23	4	15%	27
EXPRESS CARE OF BELLEVIEW		27			27
TALLAHASSEE DEVELOPMENTAL CENTER□		26	1	4%	27
GASTROENTEROLOGY ASSOCIATES OF PENSACOLA PA		23	4	15%	27
ATRIA LADY LAKE		27			27
GERALD J KIVETT MD		24	3	11%	27
DARDEN WELLNESS CENTER		23	3	12%	26

COVID-19: testing by laboratory

Data through Apr 17, 2021 verified as of Apr 18, 2021 at 09:25 AM

Data in this report are provisional and subject to change.

The numbers in the table below represent the number of Florida and non-Florida residents for whom test results were received by the Department of Health. A person can be tested by more than one laboratory and can have both positive and negative results. **Therefore, the sum of the numbers in each column will be larger than the total number of people tested.**

Reporting lab	Inconclusive	Negative	Positive	Percent positive	Total
WAKULLA COUNTY HEALTH DEPARTMENT		12	14	54%	26
DELRAY BEACH FACIAL PLASTIC SURGERY		26			26
LEE COMMUNITY HEALTHCARE INC NORTH FORT MYERS		26			26
MD BEAUTY LABS, PA		24	2	8%	26
THE MINIER URGENT CARE		20	6	23%	26
CVS NC3516POCT WINSTON SALEM		24	2	8%	26
ADVENT HEALTH MEDICAL GROUP FAMILY AND INTERNAL MEDICINE AT AVALON PAR		23	3	12%	26
WELLMED AT PLANT CITY		12	14	54%	26
MAGNOLIA PEDIATRICS		4	22	85%	26
SUMMIT MEDICAL GROUP - 75 E NORTHFIELD		22	4	15%	26
BIG BEND HOSPICE INC		26			26
CARENOW - DOWNTOWN NORTH GULCH		24	2	8%	26
MINUTECLINIC DIAGNOSTIC OF TN PC #6435		23	3	12%	26
LOT HEALTH SERVICES	1	25			26
ADVENT HEALTH PARTIN SETTLEMENT HEALTH PARK		18	8	31%	26
TREEHOUSE PEDIATRICS & FAMILY CARE		26			26
PALM BEACH COUNTY FIRE RESCUE		24	2	8%	26
1 TOUCH TOTALCARE SOLUTIONS		23	3	12%	26
SHORE MEMORIAL HOSPITAL		23	3	12%	26
EAST HILL MEDICAL GROUP		17	9	35%	26
EXPRESS FAMILY CARE LLC		11	15	58%	26
MINIMALLY INVASIVE VASCULAR INC		24	2	8%	26
HUNT CLUB PEDIATRIC ASSOCIATES LLC		21	5	19%	26
CARE CENTERS OF NASSAU LLC MINER ROAD NORTH		26			26
ARCPPOINT LABS OF FORT LAUDERDALE		25	1	4%	26
ABL MEDICAL CARE LLC			26	100%	26
SUMMERGATE PHARMACY		24	2	8%	26
OPTIMAL CARE PEDIATRICS		7	19	73%	26
MINUTECLINIC, LLC, DBA MINUTECLINIC #2544		25	1	4%	26
CVA MINUTE CLINIC DIAGNOSTIC OF VIRGINIA, LLC		25	1	4%	26
FORT SANDERS REGIONAL LABORATORY		26			26
MONCRIEF ARMY HEALTH CLINIC			26	100%	26
RJ LEE GROUP	1	23	2	8%	26
LAKES DIALYSIS CENTER INC			26	100%	26
PULMONARY SPECIALISTS OF THE PALM BEACHES		16	10	38%	26
OAKTREE HEALTHCARE			26	100%	26
CITY OF NAPLES FIRE RESCUE		22	4	15%	26
RAYMOND BASRI MD		24	2	8%	26
MINUTECLINIC DIAGNOSTIC OF TN PC #378		22	3	12%	25
MEDPEDS ASSOCIATES OF SARASOTA PA		22	3	12%	25
UNIV OF NORTH ALABAMA HEALTH CENTER		22	3	12%	25
SUNQUEST		3	22	88%	25
ENCOMPASS HOME HEALTH OF THE SOUTHEAST LLC		23	2	8%	25
TOTAL ACCESS URGENT CARE		1	24	96%	25
THE WATERMARK AT VISTAWILLA		25			25
COMMUNITY HEALTH OF SOUTH FLORIDA			25	100%	25

COVID-19: testing by laboratory

Data through Apr 17, 2021 verified as of Apr 18, 2021 at 09:25 AM

Data in this report are provisional and subject to change.

The numbers in the table below represent the number of Florida and non-Florida residents for whom test results were received by the Department of Health. A person can be tested by more than one laboratory and can have both positive and negative results. **Therefore, the sum of the numbers in each column will be larger than the total number of people tested.**

Reporting lab	Inconclusive	Negative	Positive	Percent positive	Total
COASTAL SKIN SURGERY AND DERMATOLOGY		18	7	28%	25
PALMETTO PEDIATRICS			25	100%	25
CENTRAL FLORIDA PEDIATRIC URGENT CARE LLC		21	4	16%	25
NEW YORK METHODIST HOSPITAL		21	4	16%	25
ST. CLOUD HOSPITAL		20	5	20%	25
NEWYORK-PRESBYTERIAN/ LAWRENCE HOSPITAL LABORATORY		22	3	12%	25
COASTAL COMPLETE CARE		11	14	56%	25
FEDERAL PRISON CAMP PENSACOLA			25	100%	25
JUPITER MEDICAL CENTER		1	24	96%	25
HENDRY REGIONAL CORPORATE HEALTH			25	100%	25
MADWAR		19	6	24%	25
WESTPAC LABS		1	24	96%	25
PHYSICIANS STAT		3	22	88%	25
TREASURE COAST URGENT CARE			25	100%	25
ADVENT HEALTH - LAKE MARY PEDIATRICS		16	9	36%	25
GREEN GABLES ASSISTED LIVING FACILITY		25			25
ASURANCE SCIENTIFIC LABORATORIES		24	1	4%	25
West Gate Village, LLC		25			25
MINUTE CLINIC DIAGNOSTIC OF TEXAS, LLC		22	3	12%	25
HALIFAX HEALTH URGENT CARE		4	21	84%	25
MEDEXPRESS URGENT CARE - BLOOMINGTON		22	3	12%	25
ADVENT HEALTH EXPRESS		9	16	64%	25
MINUTECLINIC DIAGNOSTIC OF PENNSYLVANI		24	1	4%	25
SOUTH FLORIDA DIALYSIS CENTER		8	17	68%	25
ALAN SERURE MD		24			24
UAH STUDENT HEALTH CENTER		17	7	29%	24
VENICE URGENT CARE - GULF COAST		1	23	96%	24
SENIOR LIVING IV SUN CITY LLC		17	7	29%	24
WELLOW URGENT CARE		23	1	4%	24
CVS NC7047POCT DURHAM		24			24
STATE LAB		2	22	92%	24
South Heritage Health and Rehab		24			24
MID FLORIDA PATHOLOGY LLC		23	1	4%	24
ADIRONDACK MEDICAL CENTER		24			24
HEALTH MED CENTERS		24			24
CSH LAKE ORIENTA LP		24			24
VENICE REGIONAL BAYFRONT HEALTH			24	100%	24
CENTERPLACE HEALTH		3	21	88%	24
NOVANT HEALTH		18	6	25%	24
LABORATORY DYNAMICS		20	4	17%	24
ST ELIZABETH MEDICAL CENTER LABORATORY		21	3	13%	24
PASSPORT HEALTH OF TAMPA BAY		21	3	13%	24
ATRIA AT ST JOSEPHS		24			24
ADEPT INPATIENT MEDICAL SERVICES PC		24			24
AVENTIS BIO-SERVICES CTL		24			24
PALMS MEDICAL GROUP - LAKE CITY WEST		3	21	88%	24

COVID-19: testing by laboratory

Data through Apr 17, 2021 verified as of Apr 18, 2021 at 09:25 AM

Data in this report are provisional and subject to change.

The numbers in the table below represent the number of Florida and non-Florida residents for whom test results were received by the Department of Health. A person can be tested by more than one laboratory and can have both positive and negative results. **Therefore, the sum of the numbers in each column will be larger than the total number of people tested.**

Reporting lab	Inconclusive	Negative	Positive	Percent positive	Total
CL BRUMBACK PRIMARY CARE CLINIC LANTANA		2	22	92%	24
COURTYARDS OF ORLANDO		24			24
SENIOR HEALTH OF WINTER PARK DUNDEE		24			24
FINLAY C. LABORATORY		4	20	83%	24
RAINBOW PEDIATRIC CENTER		2	22	92%	24
BAYFRONT HMA CONVENIENT CARE, LLC		2	22	92%	24
HENNEPIN COUNTY MEDICAL CENTER (HCMC)		13	11	46%	24
URGENT CARE USA			24	100%	24
TARPON BAYOU CENTER			24	100%	24
HERITAGE OAKS ASSISTED LIVING & MEMORY CARE		20	4	17%	24
PRIME CARE ONE LLC/HARBORCHASE OF VENICE			24	100%	24
JUST FOR KIDS PEDIATRICS		5	19	79%	24
TIMBERLANE LODGE ALF	1	16	7	29%	24
FLORIDA MEDICAL CLINIC - NEW TAMPA		19	5	21%	24
SARASOTA MEMORIAL NURSING & REHABILITATION CTR		24			24
VILLAGES REHABILITATION AND NURSING CENTER		24			24
THE CHAPPEL GROUP RESEARCH		24			24
MADISON COUNTY MEMORIAL HOSP		12	12	50%	24
UTAH DEPARTMENT OF HEALTH			24	100%	24
ST VINCENT'S EAST		22	2	8%	24
WESTMINSTER WOODS ON JULINGTON CREEK		22	2	8%	24
PACIFICA SENIOR LIVING FORT MYERS		15	9	38%	24
INNOVATIVE RESEARCH OF WEST FLORIDA		21	3	13%	24
PEDIATRICS IN BREVARD-COCOA BEACH		19	5	21%	24
ROWLETT MIDDLE ACADEMY		22	2	8%	24
EDWARD S BENNETT MD PLLC		24			24
JESSIE TRICE COMMUNITY HEALTH SYSTEM, INC		8	16	67%	24
PHYSICIANS PRIMARY CARE OF SW FLORIDA PL		24			24
MED PLUS FLORENCE		20	4	17%	24
CARESPOT		2	21	91%	23
BAYFRONT FAMILY HEALTH CENTER		3	20	87%	23
WELLMED AT LAKE COPELAND		17	6	26%	23
CVS NC7588POCT ASHEVILLE		20	3	13%	23
PRIMECARE AT PORT ORANGE		4	19	83%	23
ADVANCED URGENT CARE CENTER		7	16	70%	23
MINUTECLINIC DIAGNOSTIC OF ILLINOIS L		18	5	22%	23
UF HEALTH NORTH JACKSONVILLE			23	100%	23
ESOTERIX GENETIC LABORATORIES		17	6	26%	23
DOCTORS MEDICAL CENTER OF WALTON COUNTY CLINIC			23	100%	23
MINUTECLINIC DIAGNOSTIC OF NORTH		20	3	13%	23
STEWART MEDICAL GROUP INC			23	100%	23
JACK BANDEL MD PA		23			23
EGL GENETIC DIAGNOSTICS		1	22	96%	23
NOBLE SENIOR LIVING		3	20	87%	23
ROSS MEDICAL GROUP			23	100%	23
GLEN COVE HOSPITAL		23			23

COVID-19: testing by laboratory

Data through Apr 17, 2021 verified as of Apr 18, 2021 at 09:25 AM

Data in this report are provisional and subject to change.

The numbers in the table below represent the number of Florida and non-Florida residents for whom test results were received by the Department of Health. A person can be tested by more than one laboratory and can have both positive and negative results. **Therefore, the sum of the numbers in each column will be larger than the total number of people tested.**

Reporting lab	Inconclusive	Negative	Positive	Percent positive	Total
GRAND VILLA OF DELRAY EAST		23			23
OMEGA LABORATORIES		19	4	17%	23
FLORENCE J HUNT STUDENT WELLNESS CENTER - HEALTH SERVICES (ABBOTT)		23			23
NEW JERSEY		22	1	4%	23
ISLAND COAST PEDIATRICS PA		22	1	4%	23
SONATA BOYNTON BEACH		21	2	9%	23
NORTHWEST FLORIDA COMMUNITY HOSPITAL 3RD FLOOR		21	2	9%	23
TGH URGENT CARE - WESLEY CHAPEL			23	100%	23
UNIVERSITY HILLS HEALTH AND REHABILITATION CENTER		18	5	22%	23
WUESTHOFF MEDICAL CENTER-MELBOURNE			23	100%	23
MARQUES PEDIATRICS			23	100%	23
SOUTH NASSAU COMMUNITIES HOSPITAL		19	4	17%	23
CORE LABORATORY		1	22	96%	23
WESTPAC LABS INC	1	11	11	48%	23
BOZEMAN HEALTH DEACONESS HOSPITAL		18	5	22%	23
MINUTECLINIC DIAGNOSTIC OF TN PC #6363		20	3	13%	23
LIFELINK TISSUE BANK D/B/A LIFELINK TISSUE BANK		19	4	17%	23
CHARLOTTE CHD PORT CHARLOTTE		19	4	17%	23
WOODHOUSE INC		17	6	26%	23
MINUTECLINIC DIAGNOSTIC OF TN PC #320		15	8	35%	23
LAKEVIEW HEALTH CARE SYSTEMS		9	14	61%	23
GILCHRIST COUNTY JAIL		21	2	9%	23
LAKE BUTLER HOSPITAL		23			23
DIACARTA INC.		22			22
SOLE HEALTH LLC		22			22
BASSETTI & ASSOCIATES, MD, PA			22	100%	22
TEN HEALTHCARE		6	16	73%	22
ROCKLEDEGE REGIONAL MEDICAL CENTER		17	5	23%	22
MARATHON HEALTH FOR LIFE		19	3	14%	22
CVS NV3210POCT LAS VEGAS		20	2	9%	22
FAMILY AND AFTER HOURS CARE		22			22
MINUTECLINIC DIAGNOSTIC PA		19	3	14%	22
FLORIDA PEDIATRICS		6	16	73%	22
FLUSHING HOSPITAL MEDICAL CENTER		18	4	18%	22
ORANGE REGIONAL MEDICAL CENTER LABORATORY		17	5	23%	22
MOBILE DIVISION LABORATORY		7	15	68%	22
UNDERGROUND FREE CLINIC		22			22
REGENEXX TAMPA BAY		19	3	14%	22
MORRIS PARK URGENT CARE		19	3	14%	22
BETHESDA HEALTH PHYSICIAN GROUP INC			22	100%	22
MEDI STATION			22	100%	22
MORNINGSIDE MANOR & VILLA ADULT CARE C		22			22
ENCORE AT BOCA RATON, THE			22	100%	22
ERIC C MARSHAL MD, PC DBA MINUTECLINIC		21	1	5%	22
OLIVE BRANCH HEALTH AND REHABILITATION CENTER			22	100%	22
DALE MEDICAL CENTER		17	5	23%	22

COVID-19: testing by laboratory

Data through Apr 17, 2021 verified as of Apr 18, 2021 at 09:25 AM

Data in this report are provisional and subject to change.

The numbers in the table below represent the number of Florida and non-Florida residents for whom test results were received by the Department of Health. A person can be tested by more than one laboratory and can have both positive and negative results. **Therefore, the sum of the numbers in each column will be larger than the total number of people tested.**

Reporting lab	Inconclusive	Negative	Positive	Percent positive	Total
APOLLO SURGERY CENTER		20	2	9%	22
NEW YORK PRESBYTERIAN - ALLEN HOSPITAL		22			22
OCEANSIDE URGENT CARE		22			22
FORT PIERCE FAMILY CARE INC		16	6	27%	22
ELAN SPANISH SPRINGS		4	18	82%	22
GEORGIA HEART CENTER (MSC 53), NAVICEN		20	2	9%	22
OHIO CVS STORES, LLC DBA		19	3	14%	22
ADVANCED HEALTHCARE ASSOCIATES		20	2	9%	22
GRAND VILLA OF MELBOURNE		20	2	9%	22
SOUTH CAROLINA DEPARTMENT OF HEALTH			22	100%	22
ST VINCENT'S URGENT CARE		19	3	14%	22
KELLY'S ASSISTED LIVING FACILITY		22			22
PRIMARY CARE SPECIALISTS OF ORLANDO LLC		17	5	23%	22
EBEIDS MD PEDIATRICS		19	3	14%	22
SEAGRASS VILLAGE			22	100%	22
PULSE MEDICAL GROUP INC			22	100%	22
FLORIDA HOSPITAL LABS		12	10	45%	22
DSI MANAGEMENT LLC		22			22
MINUTECLINIC MINUTECLINIC #8746		21	1	5%	22
Wesley Place on Honeysuckle		20	2	9%	22
CHIPOLA QUICK CARE		17	5	23%	22
MINUTECLINIC DIAGNOSTICS MEDICAL GROUP		20	1	5%	21
Z UROLOGY		21			21
MINUTECLINIC DIAGNOSTIC OF NORTH CAROLINA PC		18	3	14%	21
ORANGE PARK PEDIATRIC ASSOCIATES		10	11	52%	21
ENCOMPASS HEALTH REHABILITATION		19	2	10%	21
PIEDMONT HOSPITAL CLINICAL LABORATORY		20	1	5%	21
INTERNATIONAL MEDICAL LABORATORY INC		21			21
PRIMECARE OF DOTHAN-DALEVILLE CLINIC		16	5	24%	21
RHODE ISLAND DEPARTMENT OF HEALTH			21	100%	21
WALGREENS #04618		18	3	14%	21
WALGREENS #05625		19	2	10%	21
CLINICAL PATHOLOGY LABORATORIES SOUTHEAST			21	100%	21
PEDIATRIC ASSOCIATES PA		17	4	19%	21
BAPTIST PEDIATRICS		17	4	19%	21
POINT OF CARE CLINICS PRIMARY CARE		20	1	5%	21
NAVAL MEDICAL CENTER SAN DIEGO			21	100%	21
TENNESSEE DEPARTMENT OF HEALTH		15	6	29%	21
WACO HHSSURGEWACO	1	17	3	14%	21
TREEHOUSE PEDIATRICS		19	2	10%	21
ROCKLEDGE FAMILY HEALTH			21	100%	21
USCG AIR STATION CLEARWATER CLINIC		20	1	5%	21
LAKEWOOD RANCH MEDICAL CENTER CLINICAL LAB			21	100%	21
CVS MINUTE CLINIC DIAGNOSTIC OF TEXAS LLC		17	4	19%	21
JEFFERSON K-12, A SOMERSET SCHOOL- CLINIC		17	4	19%	21
ESTATES MEDICAL CENTER		12	9	43%	21

COVID-19: testing by laboratory

Data through Apr 17, 2021 verified as of Apr 18, 2021 at 09:25 AM

Data in this report are provisional and subject to change.

The numbers in the table below represent the number of Florida and non-Florida residents for whom test results were received by the Department of Health. A person can be tested by more than one laboratory and can have both positive and negative results. **Therefore, the sum of the numbers in each column will be larger than the total number of people tested.**

Reporting lab	Inconclusive	Negative	Positive	Percent positive	Total
ST JUDE CHILDRENS RESEARCH HOSPITAL		21			21
OHSU MOLECULAR MICROBIOLOGY LAB		20	1	5%	21
HOPE HEALTHCARE		21			21
LPG PRIMARY CARE AT COLONIAL CENTER DRIVE		19	2	10%	21
PALM BAY FAMILY PRACTICE		4	17	81%	21
CARENOW URGENT CARE-BRENTWOOD		15	6	29%	21
LAKE HOWARD HEIGHTS	1	18	2	10%	21
COASTAL FAMILY PRACTICE		13	8	38%	21
UPMC CHAUTAUQUA AT WCA LABORATORY		20	1	5%	21
Citymd Of Lacey		18	3	14%	21
COLUMBIA MEMORIAL HOSPITAL		21			21
WALGREENS_PEMBROKE PINES		18	3	14%	21
ARDEN COURTS OF WINTER SPRINGS		18	3	14%	21
CONNECTDX		6	15	71%	21
GUARDANT HEALTH		15	6	29%	21
CITY OF CLEARWATER EMPLOYEE HEALTH CENTER		10	11	52%	21
WINTER PARK FAMILY PRACTICE LLC		17	3	15%	20
PRIMARY CARE MEDICINE	1	13	6	30%	20
MEDEXPRESS URGENT CARE - SEMINOLE SQUA		18	2	10%	20
MINUTE-CLINIC DIAGNOSTIC OF VIRGINIA		17	3	15%	20
CONSOLIDATED LAB SERVICES		10	10	50%	20
PALM BEACH GARDENS MEDICAL CENTER			20	100%	20
GLEN OAKS URGENT CARE		18	2	10%	20
BAY PEDIATRICS PA		18	2	10%	20
DEPT OF VA MEDICAL CENTER - BAY PINES			20	100%	20
WALGREENS_COCONUT CREEK		16	4	20%	20
MCWHORTER SCHOOL OF PHARMACY		20			20
MAITLAND PRIMARY CARE		9	11	55%	20
VIERA FAMILY MEDICINE AND WELLNESS		16	4	20%	20
BAYCARE MEDICAL GROUP INC			20	100%	20
LPG PRIMARY CARE AT MATTHEW DRIVE		18	2	10%	20
DIXIE COUNTY HEALTH DEPARTMENT		13	7	35%	20
HELIX DIAGNOSTICS			20	100%	20
MIAMI BEACH MEDICAL GROUP			20	100%	20
JACKSONVILLE PEDIATRICS		14	6	30%	20
MEDICAL EXPRESS CORP		18	2	10%	20
CARESPOT OF NOCATEE		1	19	95%	20
Sovereign Laboratory Services, LLC		17	3	15%	20
LAKE WORTH MANOR		19	1	5%	20
BROOKDALE MANDARIN CENTRAL		7	13	65%	20
VA MEDICAL CENTER			20	100%	20
TGH MEDICAL GROUP LABORATORY CARROLLWOOD			20	100%	20
REDITUS LABORATORIES			20	100%	20
GENTIVA HEALTH SERVICES		18	2	10%	20
BAPTIST MEDICAL GRP URGENT CARE & OCC HEALTH AIRPO		20			20
THE VILLAGES HEALTH		12	8	40%	20

COVID-19: testing by laboratory

Data through Apr 17, 2021 verified as of Apr 18, 2021 at 09:25 AM

Data in this report are provisional and subject to change.

The numbers in the table below represent the number of Florida and non-Florida residents for whom test results were received by the Department of Health. A person can be tested by more than one laboratory and can have both positive and negative results. **Therefore, the sum of the numbers in each column will be larger than the total number of people tested.**

Reporting lab	Inconclusive	Negative	Positive	Percent positive	Total
ODYSSEY HEALTHCARE OF MARION COUNTY, LLC		19	1	5%	20
CVS NC4165POCT BREVARD		13	7	35%	20
ANYTIME LAB, LLC		18	2	10%	20
TEXAS DEPARTMENT OF STATE HEALTH SERVICES		3	17	85%	20
GOOD SAMARITAN SOCIETY OF DAYTONA		16	4	20%	20
HARLEM HOSPITAL CENTER		19	1	5%	20
ADVENT HEALTH - KISSIMMEE		6	14	70%	20
WINSHIPS PHARMACY INC		20			20
EMORY CRAWFORD LONG HOSPITAL LABORATOR		17	3	15%	20
AEGIS MEDICAL GROUP, LLC		20			20
CVS HEALTH, #3396		18	2	10%	20
GRADY HEALTH SYSTEM		20			20
HEALTHY MINORS, LLC.		20			20
SHELBY BAPTIST MEDICAL CENTER		15	5	25%	20
STATEN ISLAND UNIVERSITY HOSPITAL		19	1	5%	20
PROFESSIONAL PARK PEDIATRICS PA			20	100%	20
PONCE PLAZA NURSING & REHAB CENTER		4	16	80%	20
BEST MEDICAL CENTER		11	9	45%	20
Floral Health and Rehabilitation, LLC		19	1	5%	20
CAREHERE- LCS LEESBURG			19	100%	19
OCEAN REEF MEDICAL CENTER, LLC			19	100%	19
MED HEALTH SERVICES		18	1	5%	19
SEBRING PEDIATRICS LLC			19	100%	19
49D2045214PHYSICIAN OFFICE WAIVER MEDICAL EXPRESS URGENT CARE - HARRISONBU		10	9	47%	19
MINUTECLINIC, LLC #1586		14	5	26%	19
BRIDGEWAY HEALTH CLINICS INC			19	100%	19
ALL PEDIATRIC CARE			19	100%	19
FAMILY CARE CYPRESS CREEK		1	18	95%	19
NO NAME		8	11	58%	19
INTEGRATED REGIONAL LABORATORIES - LARGO			19	100%	19
STAT MEDICAL CLINIC III INC		13	6	32%	19
TRINITY MEDICAL ASSOCIATES LLC			19	100%	19
LOVING CARE OF THE TREASURE COAST LLC	1	13	5	26%	19
STONE WASH CLINICAL LABORATORIES		2	17	89%	19
CORNER OAK ESTATE LLC		19			19
ROYAL PALM MEDICAL GROUP, INC		19			19
MORTON PLANT NORTH BAY HOSPITAL			19	100%	19
ST CATHERINE OF SIENA HOSPITAL		17	2	11%	19
CLEVELAND CLINIC FLORIDA		1	18	95%	19
ANYLABTESTNOW		6	13	68%	19
SEVEN RIVERS REGIONAL MEDICAL CENTER		5	14	74%	19
REGENCY SQUARE MALL - SEARS		3	16	84%	19
MINUTECLINIC DIAGNOSTIC OF MICHIGAN PC		18	1	5%	19
FLORIDA HOSPITAL WINTER GARDEN		15	4	21%	19
MAIMONIDES MEDICAL CENTER		16	3	16%	19
DOC PAM PA		18	1	5%	19

COVID-19: testing by laboratory

Data through Apr 17, 2021 verified as of Apr 18, 2021 at 09:25 AM

Data in this report are provisional and subject to change.

The numbers in the table below represent the number of Florida and non-Florida residents for whom test results were received by the Department of Health. A person can be tested by more than one laboratory and can have both positive and negative results. **Therefore, the sum of the numbers in each column will be larger than the total number of people tested.**

Reporting lab	Inconclusive	Negative	Positive	Percent positive	Total
BAYVIEW MEDICAL		19			19
COMMUNITY HOME HEALTH CARE		19			19
EMERALD COAST HOSPICE - CRESTVIEW		19			19
ADVENTIST HEALTH SYSTEM		16	3	16%	19
MONROE COUNTY DETENTION CENTER			19	100%	19
FOX FAMILY PRACTICE		19			19
NANO HEALTH ASSOCIATES LLC		19			19
GRACE WELLNESS CENTER		8	11	58%	19
MICHELLE S PAGE MD PA		18	1	5%	19
FORT WALTON BEACH DEVELOPMENTAL CENTER		18	1	5%	19
BAPTIST MEMORIAL HEALTH CARE		17	2	11%	19
AUBURN COMMUNITY HOSPITAL		17	2	11%	19
JACKSON NORTH MEDICAL CENTER		2	17	89%	19
CLERMONT ADVENTHEALTH CENTRA CARE		1	18	95%	19
ELTINGVILLE CIRCLE URGENT CARE		18	1	5%	19
PATIENTS CHOICE LAB OF IND, LLC		16	3	16%	19
LAB INTERMARKET FACILITY LAB		1	18	95%	19
BARTON FAMILY PRACTICE		8	11	58%	19
COMMONWEALTH OF MASSACHUSETTS			19	100%	19
ST. JUDES LABORATORIES		13	6	32%	19
BROWNE MEDICAL		17	2	11%	19
CARE POINT HEALTH & WELLNESS CENTER		19			19
URGENT TEAM		16	3	16%	19
FIRST CHOICE PEDIATRICS WINTER SPRINGS		14	5	26%	19
MD PLUS URGENT CARE, LLC			19	100%	19
CARESPOT EXPRESS HEALTHCARE			19	100%	19
FLORIDA COMMUNITY HEALTH CENTER OF ST. LUCIE		1	18	95%	19
PPD - IXLAYER		17	1	6%	18
GRACE COMMUNITY PHARMACY		2	16	89%	18
ASCENSION ST VINCENT'S PRIMARY CARE		1	17	94%	18
MI CASA DORADA ASSISTED LIVING FACILIT		18			18
TENDER CARE ALF		18			18
XPRESS WELLNESS URGENT CARE			18	100%	18
MINUTE CLINIC DIAGNOSTIC OF TN PC #64		17	1	6%	18
PEPIN ACADEMIES-PASCO		18			18
BROOKDALE ST AUGUSTINE		1	17	94%	18
CVS MINUTE CLINIC DIAGNOSTIC OF TN #6044		16	2	11%	18
MINUTECLINIC DIAGNOSTIC OF TEXAS LLC		16	2	11%	18
MOORINGS PARK OAKSTONE AT GREY OAKS		17	1	6%	18
ROBERT WOOD JOHNSON UNIVERSITY HOSP		16	2	11%	18
GUIDEWELL EMERGENCY MEDICINE DOCTORS LLC #33		11	7	39%	18
GENERAL INTERNAL MEDICINE MEDICAL CTR CLINIC		13	5	28%	18
PRATTVILLE BAPTIST HOSPITAL		14	4	22%	18
ASHRAF MEDICAL GROUP PLLC DBA PULSE M		17	1	6%	18
THE CANOPY AT HARPER LAKE	1		17	94%	18
CITY OF SANFORD EMPLOYEE HEALTH AND		17	1	6%	18

COVID-19: testing by laboratory

Data through Apr 17, 2021 verified as of Apr 18, 2021 at 09:25 AM

Data in this report are provisional and subject to change.

The numbers in the table below represent the number of Florida and non-Florida residents for whom test results were received by the Department of Health. A person can be tested by more than one laboratory and can have both positive and negative results. **Therefore, the sum of the numbers in each column will be larger than the total number of people tested.**

Reporting lab	Inconclusive	Negative	Positive	Percent positive	Total
ORLANDO FAMILY PHYSICIANS INC		13	5	28%	18
CRANES VIEW LODGE			18	100%	18
MINUTECLINIC DIAGNOSTIC OF RHODE ISLAND, LLC #590		17	1	6%	18
J AND J VISTAKON EMPLOYEE HEALTH CENTER		17	1	6%	18
HARTFORD HOSPITAL ANCILLARY LAB		17	1	6%	18
AURORA DIAGNOSTICS		6	12	67%	18
INTEGRATED FAMILY MEDICAL CENTER			18	100%	18
INTERMOUNTAIN CENTRAL LAB		1	17	94%	18
MINUTECLINIC #8699		14	4	22%	18
ST ANTHONY'S HOSP PATIENT CARE SERVICE			18	100%	18
MARQUESA MEDICAL		16	2	11%	18
MEDEXPRESS URGENT CARE, MOON TOWNSHIP		17	1	6%	18
WALGREEN EASTERN CO, INC		18			18
BRONSON FIRE DEPARTMENT		18			18
UM MILLER SCHOOL OF MEDICINE			18	100%	18
URGENT CARE AT LONGWOOD			18	100%	18
CABOT RESERVE ON THE GREEN		18			18
OSCEOLA ALF OPERATOR, LLC DBA□		18			18
MINUTECLINIC DIAGNOSTIC OF TN PC #566		14	4	22%	18
TPCA CLINICAL LABORATORIES		15	3	17%	18
MC DIAGNOSTIC OF CONNECTICUT, PC #775		17	1	6%	18
MEDEXPRESS URGENT CARE - TIMBERLAKE		16	2	11%	18
ABC PEDIATRICS OF PORT ST LUCIE		16	2	11%	18
ADVENT HEALTH - WINTER HAVEN		8	10	56%	18
FORT HAMILTON URGENT CARE		18			18
MINUTECLINIC, LLC #4507		16	2	11%	18
VALLEY IMMEDIATE CARE		16	2	11%	18
CLINIC OF PEDIATRICS & GI MEDICINE INC		1	17	94%	18
COLLEGE POINT URGENT CARE		15	3	17%	18
CITY OF LAKE MARY EMPLOYEE HEALTH CENTER		16	2	11%	18
ADVENTHEALTH MEDICAL GROUP PEDIATRICS AT		4	14	78%	18
BAY COUNTY HEALTH DEPARTMENT		14	4	22%	18
IONA COLLEGE HEALTH & WELLNESS CENTER		18			18
MADISON CORE LABORATORIES		17	1	6%	18
SANTA ROSA COUNTY JAIL - WELLPATH			18	100%	18
107TH PLACE GROUP HOME		18			18
ADVENTHEALTH MEDICAL GROUP		12	6	33%	18
MARION COUNTY HEALTH DEPARTMENT		17	1	6%	18
AURORA UNIVERSITY WELLNESS CENTER		18			18
HEALTHCARE NOW			17	100%	17
GENETIC TECHNOLOGICAL INNOVATIONS			17	100%	17
MC DIAGNOSTIC OF CONNECTICUT, PC #1960		17			17
CVS MINUTE CLINIC DIAGNOSTIC OF WISCONSIN		17			17
KIDS CARE PEDIATRICS PA			17	100%	17
URGENT CARE & FAMILY PRACTICE CENTER			17	100%	17
CLEVELAND CLINIC			17	100%	17

COVID-19: testing by laboratory

Data through Apr 17, 2021 verified as of Apr 18, 2021 at 09:25 AM

Data in this report are provisional and subject to change.

The numbers in the table below represent the number of Florida and non-Florida residents for whom test results were received by the Department of Health. A person can be tested by more than one laboratory and can have both positive and negative results. **Therefore, the sum of the numbers in each column will be larger than the total number of people tested.**

Reporting lab	Inconclusive	Negative	Positive	Percent positive	Total
PRIMARY CARE WALK IN CLINIC PLLC			17	100%	17
PREMIUM HEALTH CARE			17	100%	17
ST JOSEPH HOSPITAL		16	1	6%	17
SOMA MEDICAL CENTER, PA #4 FLORIDA MANGO		1	16	94%	17
YUSRA MEDICAL ASSOCIATES PA		14	3	18%	17
URGENT CARE OF NEW YORK		16	1	6%	17
MARCO DRUGS AND COMPOUNDING		13	4	24%	17
BROOKDALE CROWN POINT			17	100%	17
MINUTE CLINIC		1	16	94%	17
UNIVERSITY OF ALABAMA - FUNGAL REFERENCE LABORATORY		12	5	29%	17
LAKELAND HILLS CENTER		10	7	41%	17
KIDSWOOD PEDIATRICS CORP		6	11	65%	17
FAST PACE MEDICAL CLINIC PLLC		15	2	12%	17
CARE NOW, INC		13	4	24%	17
ESTATES MEDICAL CENTER INC		4	13	76%	17
ALBIBI		1	16	94%	17
MINUTECLINIC, LLC, #4160		13	4	24%	17
MINUTECLINIC DIAGNOSTIC OF SC, LLC #2		13	4	24%	17
DIEGO FALLON MD PA		6	11	65%	17
RESOLVE MOLECULAR DIAGNOSTICS		13	4	24%	17
UNIVERSITY LAB			17	100%	17
URGENT CARE WEST CLINIC		14	3	18%	17
BLOUNT MEMORIAL HOSPITAL		14	3	18%	17
PARRISH HEALTH CENTER		14	3	18%	17
YORKVILLE PEDIATRIC URGENT CARE		17			17
FRUITVILLE URGENT CARE			17	100%	17
UVMMC MICROBIOLOGY		16	1	6%	17
MIRIMUS INC		1	16	94%	17
VISTACARE PHARMACY I		15	2	12%	17
UC HEALTH UNIVERSITY HOSPITAL		14	3	18%	17
LYNN KEEFE, MD PEDIATRICS		14	3	18%	17
GRAND VILLA OF SARASOTA		16	1	6%	17
COAST MED URGENT CARE		16	1	6%	17
MASSACHUSETTS GENERAL HOSPITAL		1	16	94%	17
WELLINGTON FAMILY PRACTICE		13	4	24%	17
BAY BREEZE HEALTH AND REHABILITATION CENTER		9	8	47%	17
MEDEXPRESS URGENT CARE - ROBINSON TWP, STEUBENVILLE PIKE		15	2	12%	17
INN AT LAKE SEMINOLE SQUARE, THE		17			17
AVALON FAMILY RESORT ASSISTED LIVING LLC		17			17
CALLAWAY CLINIC		12	5	29%	17
HODGES CLUSTER		2	14	88%	16
EAR NOSE & THROAT ASSOCIATES OF MANATEE PA		16			16
FLORIDA MEDICAL ASSOCIATES LLC		9	7	44%	16
TMH FSU RAPID LABORATORY		2	14	88%	16
COMMUNITY HEALTH OF SOUTH FLORIDA INC			16	100%	16
MINNEOLA PLACE A HOMEBRIDGE COMMUNITY		16			16

COVID-19: testing by laboratory

Data through Apr 17, 2021 verified as of Apr 18, 2021 at 09:25 AM

Data in this report are provisional and subject to change.

The numbers in the table below represent the number of Florida and non-Florida residents for whom test results were received by the Department of Health. A person can be tested by more than one laboratory and can have both positive and negative results. **Therefore, the sum of the numbers in each column will be larger than the total number of people tested.**

Reporting lab	Inconclusive	Negative	Positive	Percent positive	Total
ALL FLORIDA FAMILY & SPORTS MEDICINE		15	1	6%	16
NTD EUROFINS ATLANTA		16			16
ADVENT HEALTH - ZEPHYRHILLS			16	100%	16
RICH STREET GROUP HOME		9	7	44%	16
MINUTECLINIC DIAGNOSTIC OF TN PC #6415		12	4	25%	16
KIMBERLY J HENDERSON MD PC		15	1	6%	16
JS HEALTHCARE INC		16			16
MEDICINE AT LONGWOOD		16			16
STARLING AT NOCATEE			16	100%	16
DR PHILLIPS MEDICAL WELLNESS CENTER		13	3	19%	16
CRUCIAL CARE		10	6	38%	16
BVL PEDIATRICS		14	2	13%	16
NOVANT HEALTH GOHEALTH URGENT CARE-HARRISBURG		8	8	50%	16
INTERNAL MEDICINE ASSOCIATES & SPECIALTIES INC		15	1	6%	16
HUDSON VALLEY HOSPITAL CENTER LABORATORY		15	1	6%	16
BERGEN NEW BRIDGE M		14	2	13%	16
SUFFRIDGE DRIVE GROUP HOME		16			16
ST AUGUSTINE PLANTATION		1	15	94%	16
BONIFAY NURSING AND REHABILITATION CENTER			16	100%	16
HEALTH CENTRAL HOSPITAL			16	100%	16
BIOREFERENCE LABORATORIES		6	10	63%	16
MONTEFIORE ST LUKE'S CORNWALL HOSPITAL		12	4	25%	16
PANAMA CITY VITAS HOSPICE		16			16
JOSEPH MIGNOGNA		13	3	19%	16
MORTON PLANT MEASE			16	100%	16
FAST TRACK URGENT CARE CENTER - TYRONE			16	100%	16
OKEECHOBEE HEALTHCARE FACILITY			16	100%	16
UNIVERSITY OF MIAMI MILLER SCHOOL			16	100%	16
PROMEDICA LABORATORIES		11	5	31%	16
RIVERSIDE MEDICAL GROUP		15	1	6%	16
HAWTHORNE INN OF LAKE LAND		16			16
PRO HEALTH FAMILY PHYSICIANS, NYSTROM		16			16
DAVITA DIALYSIS		4	12	75%	16
NORTHWEST FLORIDA SLEEP		1	15	94%	16
URGENT CARE CLINIC OF LINCOLN		14	2	13%	16
UNAVAILABLE/UNKNOWN/NO INFORMATION FOUND			16	100%	16
SRMC AVALON		9	7	44%	16
SOMA MEDICAL CENTER PA			16	100%	16
LAKEVIEW HEALTH SYSTEMS			16	100%	16
GAMMA DIAGNOSTIC LAB LLC			16	100%	16
EMPLOYEE WELLNESS PA		5	11	69%	16
KETAMINE HEALTH CENTERS AT BONITA SPRINGS, LLC		16			16
CVS PHARMACY		1	15	94%	16
NORTHWEST FLORIDA ENT, PA		5	11	69%	16
MILLENNIUM PHYSICIAN GRP LLC NAPLES PINE RIDGE			16	100%	16
Lab MSMC Hialeah			16	100%	16

COVID-19: testing by laboratory

Data through Apr 17, 2021 verified as of Apr 18, 2021 at 09:25 AM

Data in this report are provisional and subject to change.

The numbers in the table below represent the number of Florida and non-Florida residents for whom test results were received by the Department of Health. A person can be tested by more than one laboratory and can have both positive and negative results. **Therefore, the sum of the numbers in each column will be larger than the total number of people tested.**

Reporting lab	Inconclusive	Negative	Positive	Percent positive	Total
PRESBYTERIAN MEDICAL SERVICES		16			16
WELLMED AT BRANDON REGIONAL		10	6	38%	16
Good Samaritan Society		16			16
XERA MED RESEARCH			16	100%	16
MINUTE CLINIC DIAGNOSTIC OF SOUTH CAROLINA		12	4	25%	16
INDIANA STATE DEPARTMENT OF HEALTH		1	15	94%	16
TINA'S ASSISTED LIVING FACILITY CORP		16			16
MINUTECLINIC, LLC, DBA MINUTECLINIC #6		14	2	13%	16
MEDEXPRESS URGENT CARE LEWISBURG		15	1	6%	16
WALK IN URGENT CARE			15	100%	15
CVS MINUTE CLINIC DIAGNOSTIC OF TEXAS, LLC		12	3	20%	15
MINUTE CLINIC LLC #5733		15			15
MIAMI BEACH MEDICAL GROUP LLC			15	100%	15
WALGREENS #07936		14	1	7%	15
NOVALIFE MEDSPA			15	100%	15
BRYAN WHITFIELD MEMORIAL HOSPITAL		10	5	33%	15
FAMILY CARE			15	100%	15
SURGERY CENTER OF CORAL GABLES LLC,THE		11	4	27%	15
MEDLAB INC		15			15
LILY'S PROMISE AL#12775		15			15
GENOTOX LABORATORIES		13	2	13%	15
HOLLEY-NAVARRE MEDICAL CLINIC		5	10	67%	15
GRAND VILLA OF PALM COAST		15			15
FLORIDA DEPARTMENT OF HEALTH IN HILLSBOROUGH COUNTY		1	14	93%	15
MEDEXPRESS URGENT CARE - LAFAYETTE		14	1	7%	15
HEALTH MED HOME CARE, LLC		15			15
LONG ISLAND JEWISH VALLEY STREAM		14	1	7%	15
MINUTECLINIC DIAGNOSTIC OF VIRGINIA, LLC #1416		14	1	7%	15
Astoria Health and Rehab		15			15
OPTIONS FOR SENIORS INC DBA PALM KREST MANOR		12	3	20%	15
UNIVERSITY HOSPITAL UC HEALTH		11	4	27%	15
MILTON 4707		15			15
CVS NC2357POCT HUNTERSVILLE		13	2	13%	15
ORLANDO HEALTH		2	13	87%	15
AJU GEORGE MD PA			15	100%	15
Terrace of Jacksonville			15	100%	15
SELECT PHYSICIANS ALLIANCE PL		15			15
DIATHERIX		13	2	13%	15
TELEVISIT MALABAR PEDIATRICS		5	10	67%	15
NORTHERN WESTCHESTER HOSPITAL LABORATORY		13	2	13%	15
HAVEN HOSPICE IN CHIEFLAND		9	6	40%	15
CARDIOTHORACIC SURGERY OF HYDE PARK			15	100%	15
DELIVER MY MEDS CORP		15			15
CUSTEAD CARE CENTER HAVEN HOSPICE		12	3	20%	15
OPIS ISLAND LAKE CENTER		13	2	13%	15
CVS NY491POCT JACKSON HEIGHTS		15			15

COVID-19: testing by laboratory

Data through Apr 17, 2021 verified as of Apr 18, 2021 at 09:25 AM

Data in this report are provisional and subject to change.

The numbers in the table below represent the number of Florida and non-Florida residents for whom test results were received by the Department of Health. A person can be tested by more than one laboratory and can have both positive and negative results. **Therefore, the sum of the numbers in each column will be larger than the total number of people tested.**

Reporting lab	Inconclusive	Negative	Positive	Percent positive	Total
MEADOWCREST MOLECULAR DIAGNOSTICS, LLC			15	100%	15
VERO DIAGNOSTICS		14	1	7%	15
CVS TX8321POCT MCKINNEY		15			15
EASTLAKE PEDIATRICS - TRINITY		15			15
MEDEXPRESS URGENT CARE- MARYLAND		14	1	7%	15
GADSDEN REGIONAL MEDICAL CENTER		15			15
HUNTINGTON URGENT CARE		14	1	7%	15
BESSENT ROAD GROUP HOME		15			15
CARENOW URGENT CARE-DONELSON		12	3	20%	15
WELLSTAR NORTH FULTON HOSPITAL LABORAT		14	1	7%	15
SINAI HOSPITAL OF BALTIMORE		15			15
BAPTIST MEDICAL CENTER EAST		11	4	27%	15
GNT ASSOCIATES		14	1	7%	15
BROOKLYN HOSPITAL CENTER DOWNTOWN CAMPUS		15			15
PREMIER LABORATORY SERVICES, LLC		5	10	67%	15
COMPREHENSIVE CHILDCARE ASSOCIATES		8	7	47%	15
PROHEALTH CARE ASSOCIATES MOBILE		12	3	20%	15
INFEXIONSHIELD INC.		15			15
FAMILY CARE CENTER OF ARLINGTON		10	5	33%	15
PATHLINE			15	100%	15
MEDLAB ASSOCIATES LLC		15			15
OAKMONTE VILLAGE OF DAVIE			15	100%	15
NORTHEAST GEORGIA MEDICAL CENTER		15			15
MINUTECLINIC INCORPORATE, LLC		12	3	20%	15
LEHIGH VALLEY HOSPITAL		3	11	79%	14
CVS MINUTE CLINIC DIAGNOSTIC OF VIRGINIA		14			14
SOMA MEDICAL CENTER, P.A.			14	100%	14
DYNAMIC DNA LAB		1	13	93%	14
CARENOW URGENT CARE-WEST END		9	5	36%	14
MADISON COUNTY HEALTH DEPARTMENT		7	7	50%	14
WELLMED AT PORT ST LUCIE WEST		10	4	29%	14
SOUTHEASTERN LABORATORY			14	100%	14
CVS NC187POCT CHARLOTTE		13	1	7%	14
WESTERN NEW YORK IMMEDIATE MEDICAL CAR		13	1	7%	14
MINUTECLINIC DIAGNOSTIC OF TN, PC 4992		14			14
LAKE CO SCHOOLS EMPLOYEE HEALTH & WELLNESS CENTER	1	10	3	21%	14
MELBOURNE FAMILY PRACTICE		12	2	14%	14
WALGREENS #04569		13	1	7%	14
CVS MINUTE CLINIC DIAGNOSTIC MED GRP OF CA		14			14
LIFE'S SPECIAL MOMENTS INC		14			14
MC DIAGNOSTIC OF CONNECTICUT PC #459		14			14
MINUTECLINIC DIAGNOSTIC OF TN, PC 6438		12	2	14%	14
INHEALTH LIFE SCIENCES		6	8	57%	14
TGH URGENT CARE - WESTCHASE			14	100%	14
ACCESS HOME HEALTH OF FLORIDA LLC		14			14
DESOTO HEALTH AND REHAB LLC		9	5	36%	14

COVID-19: testing by laboratory

Data through Apr 17, 2021 verified as of Apr 18, 2021 at 09:25 AM

Data in this report are provisional and subject to change.

The numbers in the table below represent the number of Florida and non-Florida residents for whom test results were received by the Department of Health. A person can be tested by more than one laboratory and can have both positive and negative results. **Therefore, the sum of the numbers in each column will be larger than the total number of people tested.**

Reporting lab	Inconclusive	Negative	Positive	Percent positive	Total
NORTHWESTERN MEMORIAL HOSPITAL			14	100%	14
RIVERSIDE COTTAGES AT THE SHORES, LLC			14	100%	14
FG RAPID RESULTS LLC		8	6	43%	14
BOCA SIMON		2	12	86%	14
CVS MINUTE CLINIC, LLC		12	2	14%	14
SOUTHEASTERN UNIVERSITY INC		14			14
ST CLOUD MEDICAL GROUP		12	2	14%	14
TALLAHASSEE PRIMARY CARE ASSOCIATES PA		12	2	14%	14
MONTEFIORE MEDICAL CENTER LABORATORIES - WEILER		10	4	29%	14
The Evangelical Lutheran Good Samaritan Society		14			14
BAPTIST PRIMARY CARE PONTE VEDRA		8	6	43%	14
SARNO FAMILY PRACTICE		1	13	93%	14
INTERNAL MEDICINE LIPID AND WELNNESS PRACTICE		4	10	71%	14
HEALTHFIRST ADVENT HEALTH CENTRA CARE COCOA BEACH			14	100%	14
HORIZON MEDICAL GROUP		12	2	14%	14
JOINT AMBULATORY CARE CENTER		14			14
ST JOSEPH WOMENS HOSPITAL			14	100%	14
FAMILY MEDICINE OF WESTON LLC		6	8	57%	14
EPIPHANY HEALTH		8	6	43%	14
ALAN L MELOTEK MD		14			14
CENTRAL JERSEY URGENT CARE OF EATONTOW		13	1	7%	14
ARNOT OGDEN MEDICAL CENTER LABORATORY		14			14
SARASOTA - ROBERT L TAYLOR COMMUNITY CENTER		1	13	93%	14
STEWART MELBOURNE HOSPITAL, INC	1		13	93%	14
JOHNS HOPKINS MEDICAL LABORATORIES		1	13	93%	14
QUEENS UNIVERSITY OF CHARLOTTE		14			14
Hackensack Umc Mountainside		13	1	7%	14
PT&J REHAB - VILLAGE OF ROYAL PALM BEACH		12	2	14%	14
CVS MINUTE CLINIC DIAGNOSTIC PA		10	4	29%	14
TLC FAMILY CARE HOME INC		14			14
BELLEVUE HOSPITAL CENTER DEPARTMENT		14			14
NIGHT OWL PEDIATRICS URGENT CARE			14	100%	14
FAMILY PRACTICE ON THE GO		6	8	57%	14
PROMUS DIAGNOSTICS, LLC			14	100%	14
ALASKA PUBLIC HEALTH LAB		1	13	93%	14
SIGMUND LABS LLC		14			14
MEDI-DRUG INC		12	2	14%	14
LUCID DIAGNOSTICS LABS			14	100%	14
PARROTT MEDICAL CLINIC			14	100%	14
POLK CHD BARTOW		13	1	7%	14
CVS TN5639POCT FARRAGUT		11	3	21%	14
SANDGATE GARDENS REHAB & NURSING CENTER		3	10	77%	13
DEVEREUX FLORIDA CHILDRENS CENTER			13	100%	13
IN-OFFICE LAB		12	1	8%	13
MOODY MANOR		13			13
STATEN ISLAND UNIVERSITY HOSPITAL SEGUINE AVE		12	1	8%	13

COVID-19: testing by laboratory

Data through Apr 17, 2021 verified as of Apr 18, 2021 at 09:25 AM

Data in this report are provisional and subject to change.

The numbers in the table below represent the number of Florida and non-Florida residents for whom test results were received by the Department of Health. A person can be tested by more than one laboratory and can have both positive and negative results. **Therefore, the sum of the numbers in each column will be larger than the total number of people tested.**

Reporting lab	Inconclusive	Negative	Positive	Percent positive	Total
CROSS CARE CENTER			13	100%	13
NATIONAL GENETICS INST LABCORP		4	9	69%	13
SOUTHEAST FAMILY HEALTHCARE CENTER			13	100%	13
ROCKLEDGE		3	10	77%	13
MINUTECLINIC DIAGNOSTIC OF TN PC #643		10	3	23%	13
CVS MINUTE CLINIC DIAGNOSTIC OF TN #3293		12	1	8%	13
CONSULATE HEALTH CARE OF PENSACOLA			13	100%	13
CULINARY INSTITUTE OF AMERICA STUDENT	3	10			13
LAKELAND REGIONAL HEALTH GRASSLANDS		12	1	8%	13
Signature Healthcare of Savannah		13			13
COVANCE CENTRAL LABORATORY			13	100%	13
MAINSTREET FAMILY SELECT		1	12	92%	13
NEW YORK PRESBYTERIAN - LOWER MANHATTAN		13			13
CLINICAL LABORATORY SERVICES			13	100%	13
BROOKDALE DELAND			13	100%	13
URGENT MEDICAL CENTER INC		5	8	62%	13
MINUTECLINIC LLC #4449		12	1	8%	13
MEDEXPRESS URGENT CARE - BENTON HARBOR		13			13
MINUTE CLINIC LLC #2775		12	1	8%	13
RED MOUNTAIN DIAGNOSTICS		13			13
MINUTECLINIC DIAGNOSTIC OF NORTH CAROLINA, PC		12	1	8%	13
SHELBY COUNTY HEALTH CARE CORPORATION		10	3	23%	13
MINUTECLINIC, LLC #1492		13			13
MONTEFIORE NYACK HOSPITAL AFFILIATED LABORATORY		12	1	8%	13
NONA PEDIATRIC CENTER		7	6	46%	13
EFFINGER HEALTH, PA		13			13
AFC URGENT CARE - CEDAR GROVE		11	2	15%	13
VILLA OF KINGS AND QUEENS OF DELRAY		13			13
THE PLAZA AT PARKSQUARE		13			13
COMPASS URGENT CARE		8	5	38%	13
ATMORE NURSING CENTER		12	1	8%	13
ST MARYS MEDICAL CENTER			13	100%	13
SUMMIT ATLANTIC SURGERY CENTER		13			13
ESCAMBIA COMMUNITY CLINIC		2	11	85%	13
PARKWEST MEDICAL CENTER		11	2	15%	13
ST CLOUD COMPOUNDING PHARMACY & WELLNESS CENTER		12	1	8%	13
IGENEX INC		13			13
MINUTE CLINIC OF KANSAS PA		8	5	38%	13
MC DIAGNOSTIC OF CONNECTICUT, PC # 257		12	1	8%	13
HARBOR CHASE OF JACKSONVILLE			13	100%	13
Solaris Healthcare Pensacola			13	100%	13
MINUTECLINIC, LLC, DBA MINUTECLINIC #2		11	2	15%	13
GULF COAST MEDICAL GROUP		5	8	62%	13
VALDOSTA FAMILY MEDICINE		1	12	92%	13
GLENBROOKE AT PALM BAY			13	100%	13
BARRANCO CLINIC,THE	3	9	1	8%	13

COVID-19: testing by laboratory

Data through Apr 17, 2021 verified as of Apr 18, 2021 at 09:25 AM

Data in this report are provisional and subject to change.

The numbers in the table below represent the number of Florida and non-Florida residents for whom test results were received by the Department of Health. A person can be tested by more than one laboratory and can have both positive and negative results. **Therefore, the sum of the numbers in each column will be larger than the total number of people tested.**

Reporting lab	Inconclusive	Negative	Positive	Percent positive	Total
METHODIST MEDICAL CENTER		10	3	23%	13
CORAL LANDING ASSISTED LIVING		11	2	15%	13
Sunnyside Care Center		13			13
PHELPS HOSPITAL LABORATORY		11	2	15%	13
ORMOND MEDICAL ARTS		3	10	77%	13
MEYER PEDIATRICS CHTD		11	2	15%	13
MHHS All Lab Subsection		13			13
SKIN WELLNESS PHYSICIANS LLC		13			13
Grace Rehabilitation of Vero Beach		13			13
THRIFT DRUGS INC		11	2	15%	13
NEMOURS CHILDREN'S URGENT			13	100%	13
VIGILANT HEALTHCARE		11	2	15%	13
MED TECH SERVICES OF PALM BEACH INC		13			13
BENNETT PEDIATRICS		13			13
EAR NOSE AND THROAT ASSOCIATES OF MANATEE, P.A.		10	3	23%	13
ORCHID COVE		3	10	77%	13
FLORIDA STATE HOSPITAL			13	100%	13
AVENTURA HOSPITAL AND MEDICAL CENTER			13	100%	13
MINUTECLINIC DIAGNOSTIC OF RHODE ISLAND		10	3	23%	13
GOOD SAMARITAN MEDICAL CENTER			13	100%	13
MEDLABS DIAGNOSTICS		11	2	15%	13
BAPTIST HEALTH			13	100%	13
WORLD WRESTLING ENTERTAINMENT			13	100%	13
AVALON MEDICAL WALK IN CLINIC			13	100%	13
NORTHSIDE HOSPITAL DULUTH		9	3	25%	12
CVS CA9715POCT THOUSAND OAKS		12			12
FAMILY MEDICINE AT HUNTERS CREEK		12			12
MINUTE CLINIC DIAGNOSTIC OF SC, LLC #42		11	1	8%	12
SONORA QUEST LABORATORIES			12	100%	12
CAPE CORAL URGENT CARE		9	3	25%	12
MEDEXPRESS URGENT CARE CHARLESTON		8	4	33%	12
LEON CHD		12			12
MIRACLE ALF INC		12			12
LIFE CARE OF PORT SAINT LUCIE		3	9	75%	12
FLORIDA DEPARTMENT OF HEALTH WASHINGTON COUNTY		7	5	42%	12
MINUTECLINIC DIAGNOSTIC OF ILLINOIS LL		10	2	17%	12
ACADIAN DIAGNOSTIC LABORATORIES		8	4	33%	12
TMH PHYSICIAN PARTNERS - MONTICELLO		10	2	17%	12
MEDEXPRESS URGENT CARE - PANTOPS		11	1	8%	12
FLORIDA DEPT OF HEALTH		4	8	67%	12
VIBRANT AMERICA		10	2	17%	12
BRITO MEDICAL CENTER		10	2	17%	12
LAB UNKNOWN		1	11	92%	12
WOODLAND TOWERS		6	6	50%	12
GENESIS		8	4	33%	12
RICHMOND UNIVERSITY MEDICAL CENTER		10	2	17%	12

COVID-19: testing by laboratory

Data through Apr 17, 2021 verified as of Apr 18, 2021 at 09:25 AM

Data in this report are provisional and subject to change.

The numbers in the table below represent the number of Florida and non-Florida residents for whom test results were received by the Department of Health. A person can be tested by more than one laboratory and can have both positive and negative results. **Therefore, the sum of the numbers in each column will be larger than the total number of people tested.**

Reporting lab	Inconclusive	Negative	Positive	Percent positive	Total
ACCENTCARE		12			12
MERIDIAN AT WATERWAYS, THE		10	2	17%	12
CITY OF WEST PALM BEACH EMPLOYEE & FAMILY HEALTH		12			12
NORTHSIDE HOSPITAL FORSYTH		10	2	17%	12
GEORGE W FERGUSON MD-CONCIERGE MEDICAL SERVICES PL		11	1	8%	12
CAN COMMUNITY HEALTH, INC		11	1	8%	12
MINUTECLINIC DIAGNOSTIC OF TN PC #240		10	2	17%	12
TIFT REGIONAL HEALTH SYSTEM, INC		12			12
RUSSELL MEDICAL CENTER		11	1	8%	12
SAMARITAN HOSPITAL LABORATORY		11	1	8%	12
FHCP-PORT ORANGE		3	9	75%	12
MINUTE-CLINIC DIAGNOSTIC OF VIRGINIA, LLC #2003		9	3	25%	12
MI2297090CV HOLLAND-23D2189684		12			12
BAYONET POINT HOSPITAL			12	100%	12
BROWARD DIALYSIS			12	100%	12
SUWANNEE COUNTY JAIL		11	1	8%	12
SUNCOAST COMMUNITY HEALTH CENTERS INC		2	10	83%	12
TAPESTRY TALLAHASSEE WALDEN		12			12
Rosewood Healthcare and Rehabilitation Center		5	7	58%	12
CVS MINUTE CLINIC DIAGNOSTIC PA #3060		10	2	17%	12
GLEN OAKS HEALTH AND REHABILITATION CENTER			12	100%	12
MEDEXPRESS URGENT CARE-LATROBE		11	1	8%	12
MINUTECLINIC DIAGNOSTIC OF NEW MEXICO		12			12
MC DIAGNOSTIC OF CONNECTICUT, PC #1966		12			12
PANCARE HEALTH - WEWA ELEMENTARY			12	100%	12
MINUTECLINIC DIAGNOSTIC OF OKLAHOMA		10	2	17%	12
URGENT TEAM MANAGEMENT OF TENNESSEE		10	2	17%	12
CARROLL GARDENS URGENT CARE		12			12
SENIOR HOME CARE INC		12			12
LONGWOOD PEDIATRICS LLC			12	100%	12
MEDEXPRESS URGENT CARE - CHRISTIANBURG		8	4	33%	12
DYNAMIC HEALTH CENTERS INC		8	4	33%	12
THE POTTER'S HOUSE AT CANNON POINT		12			12
WANTAGH URGENT CARE		9	3	25%	12
JOHN W NORRIS III MD PA	1		11	92%	12
VILLA HEALTH NH LLC		10	2	17%	12
CARE FAST MURABELLA		7	5	42%	12
ST PETER'S UNIVERSITY HOSPITAL		9	3	25%	12
IREPERTOIRE_MOL_LAB		12			12
MINUTE CLINIC LLC #5706		10	2	17%	12
NAPLES GREEN VILLAGE		12			12
MINUTECLINIC, LLC, DBA MINUTECLINIC #6106		10	2	17%	12
OHIO STATE UNIVERSITY MEDICAL CENTER			12	100%	12
ORLANDO FAMILY MEDICAL INC		12			12
CVS HEALTH, #2043		12			12
MINUTECLINIC DIAGNOSTIC OF PA, LLC (1036)		10	2	17%	12

COVID-19: testing by laboratory

Data through Apr 17, 2021 verified as of Apr 18, 2021 at 09:25 AM

Data in this report are provisional and subject to change.

The numbers in the table below represent the number of Florida and non-Florida residents for whom test results were received by the Department of Health. A person can be tested by more than one laboratory and can have both positive and negative results. **Therefore, the sum of the numbers in each column will be larger than the total number of people tested.**

Reporting lab	Inconclusive	Negative	Positive	Percent positive	Total
VERITAS RESEARCH CORP			12	100%	12
ADVENTHEALTH MEDICAL GROUP CARE CLINIC AT		8	4	33%	12
BROOKDALE CITRUS			12	100%	12
MERCY MEDICAL CENTER		5	7	58%	12
SAMARITAN MEDICAL CENTER		12			12
MEDEXPRESS URGENT CARE-ALTOONA		10	2	17%	12
MEDEXPRESS URGENT CARE - MONROE		12			12
MINUTECLINIC DIAGNOSTIC OF VIRGINIA		12			12
FAMILY MEDICINE AT LONGWOOD			12	100%	12
MINUTECLINIC DIAGNOSTIC OF GEORGIA, LL		10	2	17%	12
DEPARTMENT OF PUBLIC HEALTH		12			12
MINUTECLINIC, LLC, MINUTECLINIC #7637		10	2	17%	12
ADVENTIST HEALTH SYSTEM FLORIDA DEPT OF HEALTH		7	5	42%	12
MINUTE CLINIC DIAGNOSTIC MED GRP		11	1	8%	12
APPLE DIAGNOSTICS LAB		5	7	58%	12
CVS TN5601POCT LENOIR CITY		10	2	17%	12
CARLOS PORTU MD, PLLC			12	100%	12
COLLIER COUNTY HEALTH DEPT.		7	5	42%	12
MINUTECLINIC DIAG OF IND, LLC #6697		12			12
Lady Lake Specialty Care			12	100%	12
MINUTECLINIC, LLC #244		11	1	8%	12
HAVEN HOSPICE			12	100%	12
MINUTE-CLINIC DIAGNOSTIC OF VIRGINIA, LLC		12			12
CVS GA2108POCT NORCROSS		9	3	25%	12
CVS HEALTH MINUTE CLINIC		1	11	92%	12
PALATKA VA CBOC		11	1	8%	12
Maury Regional Hospital		6	6	50%	12
DAVID LAWRENCE CENTER INC		10	2	17%	12
SUMTER COUNTY HEALTH DEPARTMENT		6	5	45%	11
CROSSROADS URGENT CARE, PLLC		11			11
SARASOTA MEDICAL CENTER		2	9	82%	11
SAVANNAH STATE UNIVERSITY, COUNSELING		11			11
ALACHUA			11	100%	11
MINUTE CLINIC DIAGNOSTIC OF NORTH CAROLINA		11			11
VA Primary Care Clinic at Meharry		10	1	9%	11
PHYSICIANS REGIONAL MEDICAL CTR - COLLIER BLVD			11	100%	11
ORLANDO HEALTH PHYSICIAN ASSOCIATES		4	7	64%	11
MEDEXPRESS URGENT CARE - WINCHESTER GATEWAY		9	2	18%	11
ALCOVE ASSISTED LIVING FACILITY		11			11
MINUTE CLINIC LLC #6765		11			11
AZALEA HEALTH		2	9	82%	11
BRIDGE DIAGNOSTICS			11	100%	11
PALM BEACH PATHOLOGY		9	2	18%	11
CVS CA9165POCT SAN DIEGO		11			11
ILLINOIS DEPT OF PUBLIC HEALTH LAB - SPRINGFIELD			11	100%	11
MINUTECLINIC DIAGNOSTIC OF MAINE, LLC		9	2	18%	11

COVID-19: testing by laboratory

Data through Apr 17, 2021 verified as of Apr 18, 2021 at 09:25 AM

Data in this report are provisional and subject to change.

The numbers in the table below represent the number of Florida and non-Florida residents for whom test results were received by the Department of Health. A person can be tested by more than one laboratory and can have both positive and negative results. **Therefore, the sum of the numbers in each column will be larger than the total number of people tested.**

Reporting lab	Inconclusive	Negative	Positive	Percent positive	Total
MINUTECLINIC DIAGNOSTIC OF TN, PC 6304		9	2	18%	11
MINUTECLINIC DIAGNOSTIC OF VIRGINIA, LLC #255		11			11
NIGHT LITE PEDIATRICS CENTER, LLC		1	10	91%	11
CVS SC4286POCT EASLEY		5	6	55%	11
WALGREEN #6538		11			11
MINUTECLINIC DIAGNOSTIC OF NEW JERSEY,		10	1	9%	11
WELLMED AT SOUTH PARSONS		9	2	18%	11
MEDEXPRESS URGENT CARE - MAPLE DRIVE		10	1	9%	11
UF HEALTH		1	10	91%	11
DMH STEINHATCHEE FAMILY MEDICINE		8	3	27%	11
NORTHEAST PEDIATRICS			11	100%	11
St Joseph's Hospital & Medical Center		10	1	9%	11
PASSPORT HEALTH			11	100%	11
ASSOCIATES IN MEDICINE		7	4	36%	11
MICHIGAN DEPARTMENT OF COMMUNITY HEALTH		1	10	91%	11
METHODIST HOSPITAL			11	100%	11
MOUNT DORA PEDIATRICS		9	2	18%	11
PRIMECARE ACQUISITION FAMILY PRACTICE INC		11			11
SEMORAN FAMILY HEALTH LLC		10	1	9%	11
HEALTH NETWORK LABORATORIES		7	4	36%	11
MEDEXPRESS URGENT CARE MONACA		11			11
LANE PEDIATRICS PA		1	10	91%	11
St. Annes Nursing Center, St. Annes Residence, Inc.		11			11
GUIDANCE / CARE CENTER, INC		11			11
NORTH OKALOOSA PHYSICIAN GROUP		10	1	9%	11
BOCA RATON REGIONAL HOSPITAL LAB			11	100%	11
MONROE COUNTY HOSPITAL		8	3	27%	11
STUYVESANT URGENT CARE		11			11
CVS MINUTE CLINIC DIAGNOSTIC		10	1	9%	11
CLEVELAND TENNESSEE HOSPITAL COMPANY		10	1	9%	11
WINTER PARK CARE AND REHABILITATION			11	100%	11
OPTUM PRIMARY CARE		1	10	91%	11
GENOPTIX MEDICAL LABORATORY		10	1	9%	11
MEDICAL CENTER AFFILIATES WEST PALM			11	100%	11
MEDEXPRESS URGENT CARE - SALEM		7	4	36%	11
MC DIAGNOSTIC OF CONNECTICUT , PC # 3		9	2	18%	11
MINUTECLINIC, DIAGNOSTIC OF TEXAS, LL		10	1	9%	11
MINUTECLINIC DIAGNOSTIC OF NEW JERSEY, LLC # 7069		11			11
UNIVERSITY OF MIAMI MILLER SCHOOL OF MEDICINE			11	100%	11
PRIME MEDICAL CARE, LLC		11			11
DOCTORS EXPRESS OF ST PETERSBURG		1	10	91%	11
ADVENTHEALTH MEDICAL GROUP PEDIATRIC & ADOLESCENT		10	1	9%	11
WALK IN MEDICAL URGENT CARE PC		11			11
CARENOW URGENT CARE-HERMITAGE		7	4	36%	11
MISSOURI DEPARTMENT OF HEALTH AND SENIOR SERVICES			11	100%	11
PINELLAS COUNTY HEALTH DEPARTMENT		2	9	82%	11

COVID-19: testing by laboratory

Data through Apr 17, 2021 verified as of Apr 18, 2021 at 09:25 AM

Data in this report are provisional and subject to change.

The numbers in the table below represent the number of Florida and non-Florida residents for whom test results were received by the Department of Health. A person can be tested by more than one laboratory and can have both positive and negative results. **Therefore, the sum of the numbers in each column will be larger than the total number of people tested.**

Reporting lab	Inconclusive	Negative	Positive	Percent positive	Total
REDMED CLINIC OF ARLINGTON		10	1	9%	11
TELEVISIT PALM BAY FAMILY PRACTICE		9	2	18%	11
KIDSVILLE PEDIATRICS			11	100%	11
LAKE NONA MEDICAL SERVICES		3	8	73%	11
CVS MINUTE CLINIC DIAGNOSTIC OF TEXAS,LLC		9	2	18%	11
UNIVERSITY CENTRA CARE		10	1	9%	11
CLAYMED OF NORTH FLORIDA			11	100%	11
UNIVERSITY HOSPITALS OF CLEVELAND		6	5	45%	11
CURATIVE		1	10	91%	11
ST. PETERSBURG PEDIATRICS			11	100%	11
JBSA-SAM HOUSTON			11	100%	11
TROPICANA		5	6	55%	11
CVS MINUTE CLINIC DIAG OF IND, LLC #6549		11			11
WATSON HEALTHCARE		8	3	27%	11
ASSOCIATES MD CYPRESS CREEK			11	100%	11
MINUTECLINIC, LLC #1470		10	1	9%	11
ALBION COLLEGE (ABBOTT)		11			11
MINUTECLINIC LLC (1435)		10	1	9%	11
CREATIVE TESTING SOLUTIONS		4	7	64%	11
HIRAM COLLEGE HEALTH CENTER (ABBOTT)		11			11
VIRTUA WEST JERSEY HOSPITAL VOORHEES		9	2	18%	11
HNL LAB MEDICINE		8	3	27%	11
COLLIER HMA PHYSICIAN MANAGEMENT, LLC		2	9	82%	11
VITAS HEALTH INC		5	6	55%	11
45TH 1		11			11
ST LUKES ROOSEVELT LABORATORY		9	2	18%	11
Crestwood Nursing Center		7	4	36%	11
ST VINCENT'S ST CLAIR		8	3	27%	11
CVS MINUTE CLINIC, LLC #22		10	1	9%	11
MINUTECLINIC DIAGNOSTICS OF IND, LLC		11			11
THE TERRACE OF SAINT CLOUD		9	2	18%	11
APPALACHIAN REGIONAL HEALTHCARE SYSTEM		10	1	9%	11
ELITE HOME HEALTH SERVICES		11			11
BIOTECH CLINICAL LABORATORIES, INC.		1	10	91%	11
UMHC/SYLVESTER AT KENDALL		1	10	91%	11
AIM LABORATORIES			11	100%	11
CARINGTON MANOR		11			11
SAVANNAH MANOR ASSISTED LIVING COMMUNITY			10	100%	10
BROWARD HEALTH CARE			10	100%	10
CVS MO8590POCT KANSAS CITY		6	4	40%	10
MOSOLF PEDIATRICS			10	100%	10
VITALANT		1	9	90%	10
MEDEXPRESS URGENT CARE - FAYETTEVILLE		8	2	20%	10
MEDEXPRESS URGENT CARE-KATY		7	3	30%	10
ATHENS VETERINARY DIAGNOSTIC LABORATOR		10			10
MINUTECLINIC, LLC #4682		5	5	50%	10

COVID-19: testing by laboratory

Data through Apr 17, 2021 verified as of Apr 18, 2021 at 09:25 AM

Data in this report are provisional and subject to change.

The numbers in the table below represent the number of Florida and non-Florida residents for whom test results were received by the Department of Health. A person can be tested by more than one laboratory and can have both positive and negative results. **Therefore, the sum of the numbers in each column will be larger than the total number of people tested.**

Reporting lab	Inconclusive	Negative	Positive	Percent positive	Total
FLORIDA CLINICAL LAB		1	9	90%	10
Avalon Healthcare and Rehabilitation Center			10	100%	10
UNIVERSITY MEDICAL CENTER		8	2	20%	10
MINUTECLINIC DIAGNOSTIC OF OHIO #3407		9	1	10%	10
KEY TRAINING CENTER			10	100%	10
DES PLAINES CLINICAL LAB		3	7	70%	10
VETERNANS ADMINISTRATION			10	100%	10
BELLE GLADES HEALTH CLINIC			10	100%	10
GILCHRIST COUNTY FIRE DEPARTMENT		4	6	60%	10
COMMUNITY HEALTH CENTER		2	8	80%	10
CVS SC7556POCT WEST COLUMBIA		9	1	10%	10
WINKLER COURT□		9	1	10%	10
Westchester General Hospital			10	100%	10
NORTON HEALTHCARE			10	100%	10
MEDEX REGIONAL LABORATORIES LLC		1	9	90%	10
URGENT CARE CENTER AT PINNACLE		4	6	60%	10
PANCARE HEALTH - VERNON ELEMENTARY			10	100%	10
CBC LAB		3	7	70%	10
BLOOMIN BRANDS WELLNESS CENTER		9	1	10%	10
TENNESSEE DEPARTMENT OF HEALTH (TDH) - CENTRAL LABORATORY		2	8	80%	10
BEAUMONT LABORATORY			10	100%	10
MAINSTREET FAMILY CARE			10	100%	10
CITY OF TALLAHASSEE		10			10
BENSONHURST URGENT CARE		9	1	10%	10
GMR EVENT SERVICES LLC DBA CROWDRX		10			10
LAKE BALDWIN CBOC		9	1	10%	10
NEW HAMPSHIRE DEPARTMENT OF HEALTH AND HUMAN SERVICES		3	7	70%	10
MEDEXPRESS URGENT CARE - WASHINGTON		8	2	20%	10
Manor Care of Dunedin		7	3	30%	10
MINUTECLINIC DIAGNOSTIC OF TN PC #5671		6	4	40%	10
BROOKDALE PANAMA CITY		9	1	10%	10
PALM BEACH CDH - DELRAY BEACH			10	100%	10
PHASE2 LABS	2	6	2	20%	10
ACCESS PHARMACY		10			10
CARENOW URGENT CARE - EAST NASHVILLE		8	2	20%	10
CENTRAL JERSEY URGENT CARE		9	1	10%	10
KR AT COLLEGE HARBOR		10			10
NASCAR EVENT MANAGEMENT, LLC		10			10
CHILDREN'S HEALTHCARE OF ATLANTA/EGLESTON		10			10
LUXOR SCIENTIFIC LLC		1	9	90%	10
MINUTECLINIC DIAGNOSTIC OF TN PC #386		9	1	10%	10
MINUTECLINIC DIAGNOSTIC OF NORTH CAROLINA PC #5341		7	3	30%	10
PIEDMONT ATHENS REGIONAL MEDICAL		8	2	20%	10
MEDEXPRESS URGENT CARE PARKERSBURG		8	2	20%	10
CHEMISYS LABORATORIES		2	8	80%	10
MOLECULAR PATHOLOGY LABORATORY			10	100%	10

COVID-19: testing by laboratory

Data through Apr 17, 2021 verified as of Apr 18, 2021 at 09:25 AM

Data in this report are provisional and subject to change.

The numbers in the table below represent the number of Florida and non-Florida residents for whom test results were received by the Department of Health. A person can be tested by more than one laboratory and can have both positive and negative results. **Therefore, the sum of the numbers in each column will be larger than the total number of people tested.**

Reporting lab	Inconclusive	Negative	Positive	Percent positive	Total
BETTER AT HOME		10			10
STPET		8	2	20%	10
MC DIAGNOSTIC OF CONNECTICUT, PC #1043		10			10
FLORIDA KEYS CONCIERGE MEDICINE, LLC		8	2	20%	10
ST JOSEPH'S HOSPITAL NORTH LABORATORY			10	100%	10
IMMUNOGENOMICS LLC		6	4	40%	10
CORONA PATHOLOGY		10			10
VASCONCELLO COHEN MD PA		9	1	10%	10
BERRYHILL MANOR		10			10
FLEMING ISLAND CENTER FOR CLINICAL RESEARCH		10			10
MEDEXPRESS URGENT CARE - BEECH GROVE		9	1	10%	10
LAWRENCE TECHNOLOGICAL UNIVERSITY		10			10
NEW JERSEY DEPARTMENT OF HEALTH COMMUNICABLE DISEASE SERVICE		3	7	70%	10
LAKE NONA MEDICAL SERVICE LLC		10			10
HCR MANORCARE		10			10
CVS SC7334POCT LEXINGTON		9	1	10%	10
ARCHBOLD MEMORIAL HOSPITAL/LAB		3	7	70%	10
PRORENATA LABS		2	8	80%	10
VENICE GREEN VILLAGE		3	7	70%	10
CVS PA1671POCT LANCASTER		10			10
BETH ISRAEL MEDICAL CENTER LABS		9	1	10%	10
MINUTECLINIC DIAGNOSTIC OF ILLINOIS		8	2	20%	10
RPC@HODGES		2	8	80%	10
NOT INDICATED		1	9	90%	10
ANY LAB TEST NOW INC			10	100%	10
PBC PREMIER FAMILY HEALTH			10	100%	10
DOMINICAN COLLEGE STUDENT HEALTH CENTE		8	2	20%	10
OKLAHOMA STATE DEPARTMENT OF HEALTH-PUBLIC HEALTH LABORATORY			10	100%	10
CVS NC7051POCT WAKE FOREST		10			10
SUPERIOR RESIDENCES OF CLERMONT		2	8	80%	10
CVS TN2179POCT MURFREESBORO		9	1	10%	10
HIGH TOWER ALF LLC		9	1	10%	10
ARBORS OF GULF BREEZE, THE		8	2	20%	10
WALK-IN MEDICAL CARE			10	100%	10
ONEIDA HEALTHCARE CENTER		8	2	20%	10
SOMA MEDICAL CENTER PA #4			10	100%	10
ILLINOIS DEPARTMENT OF PUBLIC HEALTH		2	8	80%	10
QHG OF ENTERPRISE INC (DBA MEDICAL CTR		10			10
PLYMOUTH HARBOR INCORPORATED		9	1	10%	10
MINUTECLINIC DIAGNOSTIC OF MINNESOTA		10			10
FAMILY HEALTH CENTER AT PORT ST JOHN		4	6	60%	10
CVS PA6902POCT BRYN MAWR		8	2	20%	10
JOHNS HOPKINS ALL CHILDRENS			10	100%	10
EMERGENCY MEDICAL CENTER		4	6	60%	10
WALGREENS #04176		7	3	30%	10
MINUTECLINIC DIANOSTIC OF VIRGINIA, LL		9	1	10%	10

COVID-19: testing by laboratory

Data through Apr 17, 2021 verified as of Apr 18, 2021 at 09:25 AM

Data in this report are provisional and subject to change.

The numbers in the table below represent the number of Florida and non-Florida residents for whom test results were received by the Department of Health. A person can be tested by more than one laboratory and can have both positive and negative results. **Therefore, the sum of the numbers in each column will be larger than the total number of people tested.**

Reporting lab	Inconclusive	Negative	Positive	Percent positive	Total
NORTHSIDE HOSPITAL ATLANTA		4	6	60%	10
NATURE COAST REGIONAL MEDICAL CENTER		1	9	90%	10
MINUTE CLINIC LLC # 2033		9	1	10%	10
CVS TX8351POCT BEAUMONT		9	1	10%	10
AMERICAN HOUSE FORT MYERS		10			10
CVS CA9113POCT CHULA VISTA		10			10
CHRISTUS ST VINCENT LABORATORY - ZIA		10			10
WELLSTAR COBB HOSPITAL		8	2	20%	10
ISLAND COAST PEDIATRICS IN-HOUSE LAB		10			10
WALGREENS #10972	1	9			10
ALABAMA DEPARTMENT OF PUBLIC HEALTH		1	9	90%	10
MINUTECLINIC DIAG OF IND, LLC #2387		8	2	20%	10
MEDICAL LABORATORY DIAGNOSTICS			10	100%	10
GLADES COUNTY DETENTION CENTER		1	9	90%	10
MINUTE CLINIC, LLC #4650		9	1	10%	10
KEY WEST URGENT CARE, INC		3	7	70%	10
WHEELER LABORATORY		9	1	10%	10
THE MARY IMOGENE BASSETT HOSPITAL		10			10
ORLANDO MEDICAL CENTER PL		1	9	90%	10
ST JOSEPHS HOSP OF ATLANTA/CLINIC LAB		9	1	10%	10
MEDEXPRESS ELKINS		9			9
CVS DC1340POCT WASHINGTON		9			9
ORLANDO HEALTH PHYSICIAN GROUP INC		6	3	33%	9
SUNCREST OMNI		9			9
MONROE COUNTY FIRE RESCUE		8	1	11%	9
CVS NJ617POCT CEDAR GROVE		8	1	11%	9
MEDEXPRESS URGENT CARE - FORT WORTH S		8	1	11%	9
PENSACOLA CLUSTER			9	100%	9
LEE MEMORIAL HEALTH SYSTEM D/B/A		7	2	22%	9
ACCESS CARE MEDICAL GROUP LLC		2	7	78%	9
MINUTECLINIC DIAGNOSTIC OF TN PC #242		6	3	33%	9
SOUTH FLORIDA ENT ASSOCIATES, INC			9	100%	9
PATEL MEDICAL VENTURES		8	1	11%	9
CAYUGA COUNTY HEALTH DEPARTMENT		8	1	11%	9
WESTCHESTER GENERAL HOSPITAL BLOOD GAS LAB			9	100%	9
HEALTH AND WELLNESS CENTER		1	8	89%	9
NORTHWEST FLORIDA COMMUNITY HOSPITAL LABORATORY		8	1	11%	9
REMISE OCCUPATIONAL HEALTH SOLUTIONS INC			9	100%	9
MINUTE-CLINIC DIAGNOSTIC OF VIRGINIA,		8	1	11%	9
MINUTE CLINIC LLC #4017		9			9
MINUTECLINIC #8760		9			9
THOMAS JEFFERSON UNIVERSITY HOSPITAL		4	5	56%	9
PUTNAM FAMILY CARE INC		3	6	67%	9
NORTHSIDE HOSPITAL		2	7	78%	9
MINUTECLINIC, LLC #09202		7	2	22%	9
KAILOS GENETICS INC		7	2	22%	9

COVID-19: testing by laboratory

Data through Apr 17, 2021 verified as of Apr 18, 2021 at 09:25 AM

Data in this report are provisional and subject to change.

The numbers in the table below represent the number of Florida and non-Florida residents for whom test results were received by the Department of Health. A person can be tested by more than one laboratory and can have both positive and negative results. **Therefore, the sum of the numbers in each column will be larger than the total number of people tested.**

Reporting lab	Inconclusive	Negative	Positive	Percent positive	Total
FLORIDA CENTER FOR DERMATOLOGY LABORATORY			9	100%	9
MEDEXPRESS URGENT CARE - SWANSEA, N ILLINOIS ST		8	1	11%	9
VETERANS AFFAIRS MEDICAL CENTER - OUTPATIENT			9	100%	9
KINDRED_AIMS		9			9
WATERFORD AT CREEKSIDE, THE			9	100%	9
NIGHT LITE PEDIATRICS CENTER		1	8	89%	9
OMNI			9	100%	9
ACM MEDICAL LABORATORY ALLIANCE		7	2	22%	9
FLORIDA HOSPITAL WINTER PARK		7	2	22%	9
PALMS WEST HOSPITAL			9	100%	9
BUENA VIDA ESTATES			9	100%	9
ROSEMONT GARDENS INC		9			9
CVS CT1109POCT BETHEL		9			9
PALM BAY URGENT CARE PL		1	8	89%	9
VILLAGE PLACE HEALTH AND REHAB		9			9
MIAMI COMPREHENSIVE MEDICINE GROUP PA		4	5	56%	9
BEAUMONT EMERGENCY CENTER			9	100%	9
ST. CLOUD PHARMACY AND WELLNESS CENTER		5	4	44%	9
Atlanta VAMC		6	3	33%	9
CVS TX10016POCT PRINCETON		9			9
MEDEXPRESS URGENT CARE - BATTLE CREEK		6	3	33%	9
ST VINCENT'S CHILTON		7	2	22%	9
MEDICANA NURSING AND REHAB CENTER			9	100%	9
MIDMICHIGAN MEDICAL CENTER			9	100%	9
Consulate Health Care of Brandon		7	2	22%	9
MINUTECLINIC DIAGNOSTIC MED GRP OF CA		8	1	11%	9
SELECT PHYSICIANS ALLIANCE		9			9
CHILDREN'S HEALTH CENTER INC.		7	2	22%	9
ROSECASTLE			9	100%	9
RANDOLPH DIABETES AND WELLNESS		8	1	11%	9
CARENOW URGENT CARE-MT JULIET		8	1	11%	9
DIXITKUMAR N MODI MD PA			9	100%	9
Sunset Lake Health and Rehabilitation Center		8	1	11%	9
CARESOUTH HHA HOLDINGS OF THE BAY AREA LLC		9			9
MAGNOLIA MANOR			9	100%	9
WADSWORTH CENTER - DAVID AXELROD INSTITUTE		8	1	11%	9
CIAN DIAGNOSTICS			9	100%	9
CVS MINUTE CLINIC DIAGNOSTIC OF KANSAS, PA		9			9
CVS MINUTE CLINIC DIAGNOSTIC MED GRP OF SAN		7	2	22%	9
COLLIER BLVD HMA PHYSICIAN MANAGEMENT,, LLC			9	100%	9
TRANSPLANT GENOMICS INC (EUROFINS)		9			9
NITIN BAWA PROFESSIONAL ASSOCIATES			9	100%	9
WINTER PARK INTERNAL MEDICINE MD PA		7	2	22%	9
CITYMD		1	8	89%	9
FAMILY PRACTICE OF DAVIE INC			9	100%	9
ETHOS LABORATORIES		7	2	22%	9

COVID-19: testing by laboratory

Data through Apr 17, 2021 verified as of Apr 18, 2021 at 09:25 AM

Data in this report are provisional and subject to change.

The numbers in the table below represent the number of Florida and non-Florida residents for whom test results were received by the Department of Health. A person can be tested by more than one laboratory and can have both positive and negative results. **Therefore, the sum of the numbers in each column will be larger than the total number of people tested.**

Reporting lab	Inconclusive	Negative	Positive	Percent positive	Total
CORE OCCUPATIONAL RESOURCES, LLC		5	4	44%	9
CIMA MEDICAL CENTER		8	1	11%	9
MINUTE CLINIC LLC #1448		8	1	11%	9
OUR HOME AT BEACON HILL			9	100%	9
NORTHSHORE UNIVERSITY HEALTHSYSTEM EVANSTON HOSPITAL LAB			9	100%	9
CVS CT1123POCT SOUTHBURY		9			9
CVS PHARMACY NO 274		9			9
BAYFRONT HEALTH ST PETERSBURG		8	1	11%	9
BRENNITY AT VERO BEACH, THE			9	100%	9
UHEALTH UNIVERSITY OF MIAMI			9	100%	9
CARENOW URGENT CARE-GREEN HILLS		9			9
INSPIRED LIVING AT PALM BAY		7	2	22%	9
NEMOURS CHILDREN'S PRIMARY CARE VERO BEACH			9	100%	9
SOMA MEDICAL CENTER MD PA #7 PEDIATRICS			9	100%	9
DOH-TAMPA BRANCH LABORATORY (MLK BLVD)		4	5	56%	9
MANATEE COUNTY CENTRAL JAIL		9			9
RELIANCE MEDICAL CENTER		5	4	44%	9
ALLIANCE HEALTH AND REHABILITATION CENTER		9			9
UCARE			9	100%	9
MOBILE RESPONSE DIAGNOSTICS LLC		8	1	11%	9
BLOOMINGDALE PEDIATRIC ASSOCIATES PA			9	100%	9
CVS GA3766POCT DACULA		7	2	22%	9
PEDIATRIC HEALTH CARE ALLIANCE			9	100%	9
NHC HealthCare Anniston		9			9
IU HEALTH PATHOLOGY		1	8	89%	9
MINUTE CLINIC LLC #10203		7	2	22%	9
MINUTECLINIC, LLC, DBA MINUTECLINIC #4		9			9
PRECISION GENETICS			9	100%	9
ALL 4 KIDZ PEDIATRICS		7	2	22%	9
WINDSOR OF GAINESVILLE		9			9
CVS PA233POCT NEWTOWN SQUARE		9			9
LOREY ALF		9			9
MINUTE CLINIC INCORPORATE		9			9
WINDSOR OF SAN PABLO, THE		6	3	33%	9
CVS TX7162POCT HOUSTON		9			9
EXPRESS TEST			9	100%	9
MINUTECLINIC #2860		6	3	33%	9
FLORIDA MENTOR		7	2	22%	9
ENCOMPASS HOME HEALTH OF THE SOUTHEAST LLC		9			9
MINUTE CLINIC LLC #0169		7	2	22%	9
DIAMOND SPEEDWAY DIALYSIS		1	8	89%	9
HARMONIOUS HOME HEALTH, LLC		9			9
CVS RI1717POCT 1 CVS DR			9	100%	9
RIVERVIEW REGIONAL MEDICAL CENTER		7	2	22%	9
GCPM MANUAL MICROBIOLOGY		1	8	89%	9
WILLIAMSBURGH CHAI CARE		8	1	11%	9

COVID-19: testing by laboratory

Data through Apr 17, 2021 verified as of Apr 18, 2021 at 09:25 AM

Data in this report are provisional and subject to change.

The numbers in the table below represent the number of Florida and non-Florida residents for whom test results were received by the Department of Health. A person can be tested by more than one laboratory and can have both positive and negative results. **Therefore, the sum of the numbers in each column will be larger than the total number of people tested.**

Reporting lab	Inconclusive	Negative	Positive	Percent positive	Total
CVS SC2736POCT MURRELLS INLET		6	2	25%	8
MEDERI CARETENDERS VS OF SE FL LLC DBA		7	1	13%	8
CVS MINUTE CLINIC DIAGNOSTIC OF NEW JERSEY		8			8
ROBERT WOOD JOHNSON HOSPITAL		7	1	13%	8
MINUTE CLINIC #8979		7	1	13%	8
VAIL VALLEY MEDICAL CENTER			8	100%	8
ST CLOUD PHYSICIAN MANAGMENT LLC		7	1	13%	8
FRESENIUS KIDNEY CARE DUNEDIN			8	100%	8
MEDEXPRESS URGENT CARE - TARENTUM		6	2	25%	8
CHAPTERS HEALTH HOSPICE		8			8
SLOPESIDE LABS AND TESTING, LLC - THE HIDEOUT AT BUTTERMILK MOUNTAIN		8			8
MONTEFIORE MEDICAL CENTER LABORATORIES - NORTH		8			8
MINUTECLINIC, LLC #05038		8			8
CVS NC5591POCT STATESVILLE		7	1	13%	8
MEDEXPRESS URGENT CARE-PASADENA		8			8
HEARTLAND PEDIATRIC ASSOCIATES		4	4	50%	8
MAGNOLIA PEDIATRICS GROUP LLC			8	100%	8
FHPG_EXP CARE W HILLSBOROUGH			8	100%	8
ORMOND BEACH CENTRA CARE			8	100%	8
DEPARTMENT OF HEALTH- CITRUS COUNTY		1	7	88%	8
SUPREME LABORATORY			8	100%	8
GOLISANO CHILDREN'S HOSPITAL OF SOUTHWEST FLORIDA		6	2	25%	8
LOVELACE MEDICAL CENTER		8			8
DIAGNOSTIC CLINIC		7	1	13%	8
ALBANY MEDICAL CENTER		7	1	13%	8
MEDEXPRESS URGENT CARE MORGANTOWN		8			8
JUPITER CLINIC			8	100%	8
CVS NC3319POCT CHARLOTTE		6	2	25%	8
UNIVERSITY OF WASHINGTON MEDICAL CENTER			8	100%	8
MEDEXPRESS URGENT CARE, BUTLER		5	3	38%	8
PUTNAM COUNTY EMERGENCY RESCUE SERVICE		5	3	38%	8
ALACHUA COUNTY HEALTH DEPARTMENT		1	7	88%	8
SURGOINSVILLE PHARMACY		8			8
SEA LEVEL LABS			8	100%	8
CVS OH2543POCT CANFIELD		5	3	38%	8
SARAH LAWRENCE COLLEGE HEALTH SERVICES		8			8
NASSAU UNIVERSITY MEDICAL CENTER DEPT		7	1	13%	8
WELLIGENT		1	7	88%	8
PALM BEACH COUNTY HEALTH DEPARTMENT LABORATORY			8	100%	8
NORTHDALE REHABILITATION CENTER			8	100%	8
LAKE CONWAY URGENT CARE LLC		2	6	75%	8
MEDEXPRESS URGENT CARE - MT LEBANON		5	3	38%	8
CVS GA2841POCT LAWRENCEVILLE		8			8
COMPREHENSIVE CLINICAL RESEARCH, LLC			8	100%	8
HEALTHPARK MEDICAL CTR NURSING SVC		8			8
ATLANTIC CONSOLIDATED LABORATORY		8			8

COVID-19: testing by laboratory

Data through Apr 17, 2021 verified as of Apr 18, 2021 at 09:25 AM

Data in this report are provisional and subject to change.

The numbers in the table below represent the number of Florida and non-Florida residents for whom test results were received by the Department of Health. A person can be tested by more than one laboratory and can have both positive and negative results. **Therefore, the sum of the numbers in each column will be larger than the total number of people tested.**

Reporting lab	Inconclusive	Negative	Positive	Percent positive	Total
SOUTHEASTERN PEDIATRIC ASSOCIATES			8	100%	8
PBC FOUND CARE INC			8	100%	8
CVS OH3476POCT TIPP CITY		7	1	13%	8
MEDEXPRESS URGENT CARE - CULPEPER		8			8
MINUTECLINIC, LLC #03268		7	1	13%	8
VERMONT DEPARTMENT OF HEALTH		1	7	88%	8
HEALTHMARK REGIONAL HOSPITAL LAB		4	4	50%	8
CONSULATE HEALTH CARE		7	1	13%	8
INTERVENTIONAL REHABILITATION OF SOUTH FLORIDA			8	100%	8
NORTH PINELLAS CHILDRENS MEDICAL CENTER INC			8	100%	8
CIGNA ONSITE HEALTH LLC		2	6	75%	8
X-GENE MOLECULAR LABS		1	7	88%	8
APEX HOME HEALTH CARE		7	1	13%	8
LAKE PEDIATRICS			8	100%	8
HEALTHY MINORS PEDIATRIC URGENT CARE		7	1	13%	8
CLAY PRIMARY & FAMILY CARE LLC			8	100%	8
NORTHEAST ALABAMA REGIONAL MEDICAL CENTER		5	3	38%	8
ALL CHILDREN'S HOSPITAL		1	7	88%	8
CVS OH3301POCT WOODMERE		8			8
ORLANDO FAMILY PHYSICIANS			8	100%	8
ALLEGRO - TAMPA	1	4	3	38%	8
DOH JACKSONVILLE CENTRAL LABORATORY		3	5	63%	8
MED & CO INVESTMENT LLC		7	1	13%	8
WHITE SANDS OUTPATIENT SERVICES (WSOP SERVICES LLC		8			8
MINUTECLINIC DIAGNOSTIC OF OHIO #7790		6	2	25%	8
BARTON PARKER OD PC		8			8
CHIEFLAND MEDICAL CENTER		1	7	88%	8
MINUTECLINIC DIAGNOSTIC OF SC, LLC #7		6	2	25%	8
URGENT TEAM - HUNTSVILLE		6	2	25%	8
MINUTECLINIC LLC #5176		5	3	38%	8
MEDEXPRESS URGENT CARE - MIDLOTHIAN		7	1	13%	8
ADVANCED RESEARCH FOR HEALTH IMPROVEMENT		6	2	25%	8
MEDEXPRESS URGENT CARE - RICHMOND, NINE MILE RD		7	1	13%	8
CVS NC7057POCT SHELBY		6	2	25%	8
HUNTINGTON VILLAGE URGENT CARE		8			8
HOLY NAME MEDICAL CENTER	1	6	1	13%	8
HEWLETT URGENT CARE, PLLC		8			8
CHIEFLAND MEDICAL CENTER LLC			8	100%	8
MINUTE CLINIC DIAGNOSTIC OF MICHIGAN PC		8			8
HARBORCHASE OF DR PHILLIPS		7	1	13%	8
MINUTE CLINIC DIAGNOSTIC OF VIRGINIA, LLC #1905		8			8
GO PATH LABORATORIES			8	100%	8
THE WOLFF CENTER FOR CHILD & ADOLESCENT HEALTH			8	100%	8
MINUTECLINIC DIAGNOSTIC OF NORTH CAROLINA PC #7054		5	3	38%	8
MEDEXPRESS URGENT CARE-PETERS TWP		7	1	13%	8
INTERNAL MEDICINE AND AESTHETICS OF NAPLES LLC		8			8

COVID-19: testing by laboratory

Data through Apr 17, 2021 verified as of Apr 18, 2021 at 09:25 AM

Data in this report are provisional and subject to change.

The numbers in the table below represent the number of Florida and non-Florida residents for whom test results were received by the Department of Health. A person can be tested by more than one laboratory and can have both positive and negative results. **Therefore, the sum of the numbers in each column will be larger than the total number of people tested.**

Reporting lab	Inconclusive	Negative	Positive	Percent positive	Total
FLORIDA HEART AND VASCULAR MULTISPECIALTY GROUP		8			8
BLOOMING GARDENS OF CARE INC		8			8
BAPTIST OUTPATIENT			8	100%	8
GENEUS DIAGNOSTICS			8	100%	8
NEOGENOMICS LABORATORIES, INC		8			8
VENICE REGIONAL MEDICAL CENTER			8	100%	8
DOCTOR'S IN HOUSE LAB			8	100%	8
ALLINA HEALTH - ABBOTT NORTHWESTERN HOSPITAL		5	3	38%	8
MID-HUDSON VALLEY DIVISION OF WESTCHESTER MEDICAL		8			8
The Grand at Rome Nursing and Rehabilitation		8			8
CVS TN7289POCT SIGNAL MOUNTAIN		8			8
DEPT OF VA MEDICAL CENTER - RICHMOND		7	1	13%	8
CVS MO8556POCT KANSAS CITY		7	1	13%	8
FOUNTAINVIEW BY FIVE STAR QUALITY CARE		7	1	13%	8
OSWEGO HOSPITAL LABORATORY		7	1	13%	8
URGENT CARE OF LONGWOOD		1	7	88%	8
PACIFICA SUNRISE☐			8	100%	8
NOVADX		2	6	75%	8
MINUTECLINIC #788		7	1	13%	8
ADVENT HEALTH - CENTRAL PASCO ER		5	3	38%	8
DOCTOR'S IN-HOUSE LAB/COMMUNITY HEALTH CENTERS OF PINELLAS - CLEARWATE			8	100%	8
CVS HEALTH, #1994		6	2	25%	8
CVS MD4371POCT OCEAN CITY		8			8
JX REF LAB			8	100%	8
BEECHTREE MOLECULAR LAB LLC			8	100%	8
LONG ISLAND JEWISH FOREST HILLS HOSPITAL		8			8
MINUTECLINIC MINUTECLINIC #8505		6	2	25%	8
LAB UNKNOW		6	2	25%	8
CVS MD1881POCT DUNKIRK		8			8
GENE STREET LABORATORIES, LLC		6	2	25%	8
MEDEXPRESS URGENT CARE - CLARKSBURG		7	1	13%	8
GLEN FALLS HOSPITAL DEPARTMENT OF PATHOLOGY		7	1	13%	8
CAREPOINT CLINIC		5	3	38%	8
MINUTE CLINIC DIAG OF IND LLC #8674		8			8
TRUE HEALTH		5	3	38%	8
MEDEXPRESS URGENT CARE - YORK		5	3	38%	8
SYNEXUS CLINICAL RESEARCH US INC		2	6	75%	8
ELLIS HOSPITAL LABORATORY		7	1	13%	8
PAUL GRECO MD CONCIERGE MEDICAL SERVICES PL		8			8
Florida Clinical Laboratory		1	7	88%	8
SYLVESTER AT PLANTATION LABORATORY		7	1	13%	8
CVS TX7827POCT ROUND ROCK		8			8
JACKSON CLINIC PA,THE		4	4	50%	8
ST. JOSEPH HOSPITAL AND HEALTH CARE INC.			8	100%	8
CAPRONA GROUP HOME		2	6	75%	8
BREVARD FAMILY WALK IN CLINIC			8	100%	8

COVID-19: testing by laboratory

Data through Apr 17, 2021 verified as of Apr 18, 2021 at 09:25 AM

Data in this report are provisional and subject to change.

The numbers in the table below represent the number of Florida and non-Florida residents for whom test results were received by the Department of Health. A person can be tested by more than one laboratory and can have both positive and negative results. **Therefore, the sum of the numbers in each column will be larger than the total number of people tested.**

Reporting lab	Inconclusive	Negative	Positive	Percent positive	Total
CVS PA1074POCT KENNETT SQUARE		7	1	13%	8
DR. PHILLIPS MEDICAL WELLNESS CENTER		4	4	50%	8
MINUTECLINIC MINUTECLINIC #4977		4	4	50%	8
CVS PA2582POCT SPRINGFIELD		6	2	25%	8
CVS NC7213POCT MATTHEWS		6	2	25%	8
LIFE CARE CITRUS COUNTY			8	100%	8
DOTHAN PEDIATRIC CLINIC			8	100%	8
BIOTECH PHARMACEUTICAL GROUP LLC			8	100%	8
LEMOYNE COLLEGE WELLNESS CENTER FOR		8			8
DORAL URGENT CARE			8	100%	8
JOHN T MATHER MEMORIAL HOSPITAL LABORATORY		7	1	13%	8
FHCP-ORANGE CITY			8	100%	8
MINUTECLINIC DIAGNOSTIC OF NEVADA #87		4	4	50%	8
GOLDMAN SACHS HEALTH CENTER	1	7			8
MARINA ISLE ASSISTED LIVING		8			8
CLEARWATER PEDIATRIC CARE		1	7	88%	8
PARTNERS PHARMACY OF FLORIDA LLC		8			8
MONROE URGENT CARE		7	1	13%	8
Nashville Central Laboratory		8			8
EP LTC PHARMACY		6	2	25%	8
INTERNAL MEDICINE ASSOCIATES OF JACKSON HOSPITAL			8	100%	8
EXECUTIVE MEDICAL SERVICES		8			8
MODMD LABORATORY		8			8
ST CHARLES HOSPITAL LABORATORY		8			8
CARE ATC - CITY OF BOYNTON BEACH	1	2	5	63%	8
KANSAS DEPARTMENT OF HEALTH		2	5	71%	7
CVS GA2147POCT KENNESAW		5	2	29%	7
NOVANT HEALTH INPATIENT CARE		2	5	71%	7
KENDALL REGIONAL MEDICAL CNTR			7	100%	7
IRL MARKET LAB			7	100%	7
EMBRY-RIDDLE AERONAUTICAL UNIVERSITY HEALTH			7	100%	7
DALLAS COUNTY HEALTH AND HUMAN SERVICES			7	100%	7
NEMOURS CHILDREN'S HOSPITAL			7	100%	7
CULVER-STOCKTON COLLEGE		7			7
MEDEXPRESS URGENT CARE - HOLLINS		7			7
WALGREENS #06416		7			7
PANCARE HEALTH - KATE SMITH ELEMENTARY		1	6	86%	7
MAXHEALTH		5	2	29%	7
AHMG LAKE NONA PRIMARY CARE		7			7
WATAUGA MEDICAL CENTER		4	3	43%	7
CRESTWOOD MEDICAL CENTER		5	2	29%	7
LEVY COUNTY SHERIFF'S DEPT			7	100%	7
COMPLETE FAMILY CARE, LLC/UNIVERSITY OF SAINT MARY		7			7
FLORIDA CANCER SPECIALISTS & RESEARCH INSTITUTE		6	1	14%	7
QUE		4	3	43%	7
CVS IL8747POCT CHICAGO		7			7

COVID-19: testing by laboratory

Data through Apr 17, 2021 verified as of Apr 18, 2021 at 09:25 AM

Data in this report are provisional and subject to change.

The numbers in the table below represent the number of Florida and non-Florida residents for whom test results were received by the Department of Health. A person can be tested by more than one laboratory and can have both positive and negative results. **Therefore, the sum of the numbers in each column will be larger than the total number of people tested.**

Reporting lab	Inconclusive	Negative	Positive	Percent positive	Total
ENTRUST IMMEDIATE CARE			7	100%	7
MEDEXPRESS URGENT CARE - GLENDALE		7			7
FLORIDA PREMIER MEDICAL CARE PA			7	100%	7
PROVIDENCE LABORATORY SERVICES		7			7
LYNMOORE,THE		7			7
NORTHERN DUTCHESS HOSPITAL LABORATORY		5	2	29%	7
FHPG_EXP CARE PALM HARBOR			7	100%	7
CVS MD2956POCT NEW MARKET		6	1	14%	7
CVS NY549POCT RIDGEWOOD		4	3	43%	7
WEXFORD HEALTH SOURCES INC		7			7
MINUTE CLINIC DIAGNOSTIC OF VIRGINIA, LLC #7543		7			7
LEPE'S HOUSE			7	100%	7
MEDEXPRESS URGENT CARE - HOT SPRINGS		7			7
LAWTON CHILES HEALTH CENTER		1	6	86%	7
EAST GEORGIA REGIONAL MEDICAL CENTER		6	1	14%	7
MINUTECLINIC DIAGNOSTIC OF VIRGINIA, LLC #1656		7			7
HOLY GARDEN ALF, INC.		7			7
MEDEXPRESS URGENT CARE - BLUEFIELD		6	1	14%	7
SOUTHEAST GEORGIA HEALTH SYSTEM, INC D		7			7
LAKE CITY CORRECTIONAL FACILITY			7	100%	7
HELIX MEDICAL CENTERS		1	6	86%	7
MINUTECLINIC DIAG OF IND LLC #6998		6	1	14%	7
FIRST PHYSICIANS GROUP - LORRAINE CORNERS		7			7
ST CHARLES BEND LABORATORY		6	1	14%	7
MEDEXPRESS URGENT CARE - STATE COLLEGE		5	2	29%	7
COMPASSION PEDIATRIC URGENT CARE LLC		2	5	71%	7
PANCARE HEALTH - HOSFORD SCHOOL			7	100%	7
FAMILY MEDICINE MEDICAL DRIVE		7			7
SKR MEDICAL ADVISORS		7			7
CVS OH3080POCT HUBER HEIGHTS		6	1	14%	7
LOUISIANA DEPT OF HEALTH			7	100%	7
OHIO DEPARTMENT OF HEALTH			7	100%	7
PEDIATRICS OF CENTRAL FLORIDA		5	2	29%	7
CARENOW URGENT CARE-SOUTHLAKE			7	100%	7
FLORIDA HOSPITAL APOPKA		6	1	14%	7
NYU WINTHROP HOSPITAL PATHOLOGY		7			7
CVS PA813POCT RICHBORO		7			7
WILDLIGHT LAB			7	100%	7
DELAWARE DEPARTMENT OF HEATH		6	1	14%	7
BROOKDALE LAKE ORIENTA			7	100%	7
MEDEXPRESS URGENT CARE, JOHNSTOWN		6	1	14%	7
CVS PHARMACY #8800		5	2	29%	7
GREENVILLE MEMORIAL HOSPITAL LAB			7	100%	7
DIAGNOSTIC & MEDICAL SPECIALISTS OF GREENWICH		5	2	29%	7
CVS PA4077POCT BELLE VERNON		7			7
KEYSTONE PLACE AT NAPLES PRESERVE		4	3	43%	7

COVID-19: testing by laboratory

Data through Apr 17, 2021 verified as of Apr 18, 2021 at 09:25 AM

Data in this report are provisional and subject to change.

The numbers in the table below represent the number of Florida and non-Florida residents for whom test results were received by the Department of Health. A person can be tested by more than one laboratory and can have both positive and negative results. **Therefore, the sum of the numbers in each column will be larger than the total number of people tested.**

Reporting lab	Inconclusive	Negative	Positive	Percent positive	Total
CVS TX4397POCT CYPRESS		7			7
NORTH FLORIDA MEDICAL CENTERS INC		1	6	86%	7
Ocoee Health Care Center		7			7
Parkside Villa		7			7
OCALA REGIONAL KIDNEY CENTER EAST		2	5	71%	7
GENTRY PARK ORLANDO ASSISTED LIVING		6	1	14%	7
GRACE WELLNESS CENTER LLC		6	1	14%	7
PALM GARDEN OF SUN CITY			7	100%	7
LPG PRIMARY CARE AT LABELLE		6	1	14%	7
EXPICARE NURSING AGENCY, INC		5	2	29%	7
MINUTECLINIC, LLC #1796		6	1	14%	7
MINUTECLINIC LLC # 3401		7			7
CVS NC2313POCT RALEIGH		6	1	14%	7
ABBEY MANOR RETIREMENT RESIDENCE INC		7			7
MINUTECLINIC DIAG OF IND LLC #8651		6	1	14%	7
TRIDENT BIOMETRICS		6	1	14%	7
MEDEXPRESS URGENT CARE-DUBOIS		7			7
YAZJI PEDIATRIC CARE LLC DBA TUKA PEDIATRICS			7	100%	7
DOCTORS CLINICAL LABORATORY, INC		5	2	29%	7
BRADENTON PHYSICIANS MEDICAL CENTER			7	100%	7
CVS OH3458POCT BEAVERCREEK		7			7
PEDIATRICS URGENT CARE, LLC			7	100%	7
CVS SC2250POCT COLUMBIA		7			7
LIZS ADULT CARE		7			7
TERENCE B MITCHELL MD, INC		3	4	57%	7
BALTIMORE CITY HEALTH DEPT COMMUNICABLE DISEASES AND EPIDEMIOLOGY			7	100%	7
BAYSIDE URGENT CARE CENTER INC			7	100%	7
WOMENS CARE FLORIDA LLC		5	2	29%	7
GALLUP INDIAN MEDICAL CENTER		7			7
CARENOW URGENT CARE-MADISON		7			7
AVON PARK PEDIATRICS			7	100%	7
Lenox on the Lake			7	100%	7
MINUTECLINIC DIAGNOSTIC OF RHODE ISLAN		7			7
GULF COAST PEDIATRICS OF SARASOTA PA		1	6	86%	7
EASTERN FLORIDA STATE COLLEGE - PALM BAY CAMPUS□			7	100%	7
MINUTE CLINIC LLC #1909		7			7
MINUTECLINIC DIAGNOSTIC OF KANSAS PA		7			7
JUPITER ISLAND PUBLIC SAFETY		5	2	29%	7
CVS MA594POCT FALMOUTH		6	1	14%	7
Rutgers Health Rwj University Hospital - Laboratory		4	3	43%	7
CUMBERLAND HEIGHTS		7			7
MINUTE CLINIC DIAGNOSTIC OF PENNSYLVANIA		7			7
CVS NJ836POCT RUNNEMEDE		7			7
Thermopolis Rehabilitation Wellness		7			7
WYOMING COUNTY COMMUNITY HOSPITAL LABORATORY		7			7
MANATEE PEDIATRICS			7	100%	7

COVID-19: testing by laboratory

Data through Apr 17, 2021 verified as of Apr 18, 2021 at 09:25 AM

Data in this report are provisional and subject to change.

The numbers in the table below represent the number of Florida and non-Florida residents for whom test results were received by the Department of Health. A person can be tested by more than one laboratory and can have both positive and negative results. **Therefore, the sum of the numbers in each column will be larger than the total number of people tested.**

Reporting lab	Inconclusive	Negative	Positive	Percent positive	Total
HERNANDO PASCO HOSPICE INC		6	1	14%	7
TREASURE COAST INFECTIOUS DISEASE CONSULTANTS		4	3	43%	7
SUPERIOR RESIDENCES AT CALA HILLS		7			7
COMPASSION PEDIATRICS		3	4	57%	7
IAN C BOYKIN MD		4	3	43%	7
ADVENT HEALTH APOPKA		3	4	57%	7
CVS GA2236POCT WOODSTOCK		7			7
TERRACINA LLC		1	6	86%	7
CVS GA7064POCT STOCKBRIDGE		7			7
NORTH COUNTRY FAMILY HEALTH CENTER INC		7			7
GAINESVILLE PEDIATRIC ASSOCIATES		1	6	86%	7
LISTENING DOCTOR PLLC, THE		1	6	86%	7
FLORIDA DIGESTIVE AND LIVER SPECIALIST		7			7
MINUTECLINIC, LLC #03965		7			7
TESTD			7	100%	7
ALL CHILDREN'S HOSPITAL DEPT OF GENERAL PEDIATRICS			7	100%	7
ST. LUCIE COUNTY HEALTH DEPARTMENT		5	2	29%	7
VICTORIAN MANOR		2	5	71%	7
COMMUNITY CARE CENTER		7			7
CVS NC3803POCT MOORESVILLE		6	1	14%	7
MERCY HEALTH—MUSKEGON		6	1	14%	7
MEDEXPRESS URGENT CARE - STAUNTON		3	4	57%	7
ECLRS		2	5	71%	7
Baptist Village Retirement Communities		7			7
PENINSULA CARE AND REHABILITATION CENTER			7	100%	7
NELSON BIOLOGICAL			7	100%	7
CVS MA6505POCT NEWTON		7			7
MINUTECLINIC DIAGNOSTIC OF OHIO #4401		7			7
FLORIDA HOSPITAL KISSIMMEE		4	3	43%	7
OWL NOW URGENT CARE			7	100%	7
HEARTLAND PEDIATRICS OF LAKE PLACID			7	100%	7
MEDEXPRESS URGENT CARE PORT HURON		6	1	14%	7
MOULTRIE CREEK NURSING AND REHAB			7	100%	7
RIVER OAKS TREATMENT CENTER			7	100%	7
PENN MEDICINE PRINCETON MEDICAL CENTER		6	1	14%	7
FRESENIUS KIDNEY CARE FORT WALTON BEACH			7	100%	7
BIRMINGHAM VAMC		3	4	57%	7
SCHOOL OF PHARMACY AND PHARMACEUTICAL		7			7
CVS NV9841POCT RENO		4	3	43%	7
DASCENA LABORATORY			7	100%	7
MEDEXPRESS URGENT CARE - WILLIAMSPORT		6	1	14%	7
SOUTH COM HEALTH CLINIC, DEPT. OF THE ARMY		7			7
CVS MA1022POCT CAMBRIDGE		7			7
MEDEXPRESS URGENT CARE-NESHANNOCK TWP		6	1	14%	7
DOCTOR'S IN-HOUSE LAB/COMMUNITY HEALTH CENTERS OF PINELLAS -PINELLAS P			7	100%	7
WEST DADE PEDIATRICS			7	100%	7

COVID-19: testing by laboratory

Data through Apr 17, 2021 verified as of Apr 18, 2021 at 09:25 AM

Data in this report are provisional and subject to change.

The numbers in the table below represent the number of Florida and non-Florida residents for whom test results were received by the Department of Health. A person can be tested by more than one laboratory and can have both positive and negative results. **Therefore, the sum of the numbers in each column will be larger than the total number of people tested.**

Reporting lab	Inconclusive	Negative	Positive	Percent positive	Total
CARESOUTH HHA HOLDINGS OF TALLAHASSEE LLC		7			7
LEE COUNTY HEALTH DEPARTMENT		4	3	43%	7
PERSONAL PHYSICIAN CARE PA			7	100%	7
HEALTH CARE LABORATORY SERVICES		1	6	86%	7
MIAMI BEACH COMMUNITY HEALTH CENTER INC			7	100%	7
LONGWOOD FAMILY MEDICINE		1	6	86%	7
CVS MINUTE CLINIC DIAG OF IND LLC #5206		6	1	14%	7
OCALA FAMILY MEDICAL CENTER		7			7
EL PARAISO HOME INC		7			7
PRIMARY CARE SPECIALISTS OF ORLANDO		7			7
MC DIAGNOSTIC OF CONNECTICUT, PC #114		7			7
OPTUM PRIMARY CARE - FOUNTAIN OAKS		3	4	57%	7
GRACE REHABILITATION CENTER OF VERO BEACH		4	3	43%	7
FHMG_FM AND IM AVALON PARK		2	5	71%	7
MINUTE-CLINIC DIAGNOSTIC OF VIRGINIA, LLC #794		6	1	14%	7
CVS NM8918POCT ALBUQUERQUE		7			7
Robert Wood Johnson University Hospital		5	2	29%	7
TRUE HEALTH DIAGNOSTICS		1	6	86%	7
DOTHAN WEST FAMILY MEDICINE		5	2	29%	7
FLORIDA SCHOOL FOR THE DEAF AND THE BLIND			7	100%	7
COMMUNITY MEDICAL AND DENTAL CARE INC		7			7
Highland Pines Health and Rehab		7			7
SEACOAST PATHOLOGY PROFESSIONAL ASSOC		7			7
HEARTLAND HOME HEALTH CARE		6			6
MINUTECLINIC DIAGNOSTIC OF VIRGINIA, LLC		6			6
HUNTERS CREEK PEDIATRICS		6			6
CALIFORNIA DEPARTMENT OF PUBLIC HEALTH		1	5	83%	6
MANATEE MEMORIAL HOSPITAL CLINICAL LABORATORY			6	100%	6
GENTLE MEDICINE ASSOCIATES / DR. REGINE BATAILLE		6			6
PREMIER FAMILY HEALTH PA			6	100%	6
PR HEALTH		1	5	83%	6
MEDEXPRESS URGENT CARE - MBURG COMMONS		5	1	17%	6
CITIZENS BAPTIST MEDICAL CENTERS LAB		5	1	17%	6
MAXCARE CLINIC			6	100%	6
SARASOTA PERSONAL MEDICINE		4	2	33%	6
CVS SC5550POCT CLOVER		5	1	17%	6
THE CLINIC PREMISE HEALTH			6	100%	6
MINUTECLINIC DIAG OF IND LLC #1138		5	1	17%	6
ADVENTHEALTH CELEBRATION EMPLOYEE CLINIC		6			6
MINUTECLINIC 7196		5	1	17%	6
MINUTECLINIC DIAGNOSTIC OF KENTUCKY		6			6
MEDI PARTNERS OF S FLORIDA LLC		6			6
MIAMI RESCUE MISSION CLINIC INC			6	100%	6
MEDICAL CENTER AT OCEAN REEF		1	5	83%	6
PLEASANTVILLE OF SEBASTIAN LLC			6	100%	6
LRHS Southeastern University		4	2	33%	6

COVID-19: testing by laboratory

Data through Apr 17, 2021 verified as of Apr 18, 2021 at 09:25 AM

Data in this report are provisional and subject to change.

The numbers in the table below represent the number of Florida and non-Florida residents for whom test results were received by the Department of Health. A person can be tested by more than one laboratory and can have both positive and negative results. **Therefore, the sum of the numbers in each column will be larger than the total number of people tested.**

Reporting lab	Inconclusive	Negative	Positive	Percent positive	Total
MEDEXPRESS URGENT CARE - LEDGEWOOD		5	1	17%	6
ANTHONY-BROWN PHARMACY		6			6
MINUTECLINIC #2797		6			6
CVS NC5532POCT SUMMERFIELD		6			6
ALL4KIDZ PEDIATRICS LLC		3	3	50%	6
INDIANA STATE DEPARTMENT OF HEALTH LABORATORIES			6	100%	6
DISCOVERY VILLAGE AT DEERWOOD			6	100%	6
PELICAN LANDING		1	5	83%	6
Madison Health & Rehabilitation		6			6
SANTOS REHABILITATION CENTER INC			6	100%	6
BROOKDALE CLERMONT			6	100%	6
CELAL GUROL ERBAY, MD			6	100%	6
PROHEALTH MED		1	5	83%	6
PALM HARBOR DERMATOLOGY		4	2	33%	6
MAINE DEPARTMENT OF HEALTH AND HUMAN SERVICES			6	100%	6
PHYSICIANS FOR CHILDREN			6	100%	6
UT SOUTHWESTERN MEDICAL CENTER			6	100%	6
CAMELLIA AT DEERWOOD		2	4	67%	6
AMERICAN EAGLE LEESBURG AL LLC DBA VISTA LAKE			6	100%	6
Kroger 673 - The Little Clinic Dallas		5	1	17%	6
NORTH FLORIDA PEDIATRICS JASPER			6	100%	6
DANIEL M LIBBY MD PLLC		6			6
COVID RAPID LABS		1	5	83%	6
MD NOW MEDICAL CENTER			6	100%	6
MEDEXPRESS URGENT CARE - HUNTINGTON WE		6			6
UNILAB		2	4	67%	6
BENEVA LAKES HEALTHCARE & REHAB CENTER			6	100%	6
SCOTTS PHARMACY		5	1	17%	6
Contrastate Medical Center		5	1	17%	6
RAPID MEDLAB (004MO)		5	1	17%	6
MINUTECLINIC DIAGNOSTIC OF TN PC #442		4	2	33%	6
ADVENTHEALTH CAR CENTER APOPKA			6	100%	6
CAPITAL HEALTH PLAN LABORATORIES			6	100%	6
SHEEPSHEAD BAY URGENT CARE		6			6
CENTREX CLINICAL LABS INC		6			6
MEDEXPRESS URGENT CARE - ELM GROVE		5	1	17%	6
FLORIDA HEALTHCARE OF ORLANDO		1	5	83%	6
THE WINDSOR OF OCALA		2	4	67%	6
ELITE MEDICAL CENTER		1	5	83%	6
FLEET LANDING			6	100%	6
CVS IN6654POCT INDIANAPOLIS		5	1	17%	6
AFC/DOCTORS EXPRESS NORTH BERGEN		4	2	33%	6
CHILDREN'S HOSPITAL OF PHILADELPHIA		5	1	17%	6
MINUTECLINIC DIAGNOSTIC OF OHIO #2964		6			6
NORTHSIDE GWINNETT HOSPITAL		5	1	17%	6
PATHGROUP LABS, LLC		4	2	33%	6

COVID-19: testing by laboratory

Data through Apr 17, 2021 verified as of Apr 18, 2021 at 09:25 AM

Data in this report are provisional and subject to change.

The numbers in the table below represent the number of Florida and non-Florida residents for whom test results were received by the Department of Health. A person can be tested by more than one laboratory and can have both positive and negative results. **Therefore, the sum of the numbers in each column will be larger than the total number of people tested.**

Reporting lab	Inconclusive	Negative	Positive	Percent positive	Total
MEDEXPRESS URGENT CARE SHADYSIDE		5	1	17%	6
DIXIE COUNTY EMERGENCY SERVICES			6	100%	6
PROGRESS PHARMACY INC		1	5	83%	6
CORONA NYC LAB		6			6
BETH ISRAEL DEACONESS MEDICAL CENTER			6	100%	6
MINUTECLINIC MINUTECLINIC #921		6			6
CONCENTRA			6	100%	6
HOLLY HILL HOME INFUSION SERVICE		5	1	17%	6
GENESIS FAMILY PRACTICE		3	3	50%	6
REDMED OF CROSSTOWN		3	3	50%	6
COLISEUM MED CTR LLC/COLISEUM MED CTRS		5	1	17%	6
LEWIS COUNTY MANOR		6			6
TIMBER CREEK PEDIATRICS		6			6
FLORIDA WOMAN CARE LABORATORY			6	100%	6
VILLAGES HEALTH, THE		4	2	33%	6
CVS NATIONAL HARBOR MD2297714CV		6			6
MARSHALL MEDICAL CENTER SOUTH LAB		5	1	17%	6
MEDEXPRESS URGENT CARE - WEIRTON		6			6
CENTRAL FLORIDA PRIMARY CARE			6	100%	6
CVS MI8049POCT WATERFORD		5	1	17%	6
MINUTECLINIC DIAGNOSTICS OF IND LLC		3	3	50%	6
JOSEF SCHENKER, MD, PC		6			6
MEDEXPRESS URGENT CARE - PRINCETON		5	1	17%	6
GUTHRIE MEDICAL GROUP LABORATORIES		6			6
CVS NV2928POCT LAS VEGAS		6			6
UT MEMPHIS UNIVERSITY HEALTH SERVICES			6	100%	6
PANCARE HEALTH - ALTHA PUBLIC			6	100%	6
TALLAHASSEE MEMORIAL HEALTHCARE			6	100%	6
Kennedy University Hospital		5	1	17%	6
MEDEXPRESS URGENT CARE - IRVING		6			6
LEE COMMUNITY HEALTHCARE INC DUNBAR		6			6
MEDEXPRESS - NEWARK		6			6
CVS TX2263POCT SAN ANTONIO		6			6
TAMIAMI LAB MILLENIUM			6	100%	6
BROWARD TRANSITIONAL CENTER			6	100%	6
MEDEXPRESS URGENT CARE-PITTSFIELD		6			6
MINUTECLINIC, LLC #1452		6			6
MCKENZIE-WILLAMETTE MEDICAL CENTER LAB		6			6
CVS OH6123POCT CINCINNATI		4	2	33%	6
ENIGMA DIAGNOSTIC, INC.			6	100%	6
BROWARD COUNTY HEALTH DEPT.			6	100%	6
NU WAVE MEDICAL CENTER			6	100%	6
ADVENTHEALTH MEDICAL GROUP INTERNAL MEDICINE		5	1	17%	6
PHYSICIANS URGENT CARE BERRY FARMS		4	2	33%	6
MINUTECLINIC DIAGNOSTIC OF SC, LLC #4		6			6
TOXUSALABS DBA CONNECTDX LABS		4	2	33%	6

COVID-19: testing by laboratory

Data through Apr 17, 2021 verified as of Apr 18, 2021 at 09:25 AM

Data in this report are provisional and subject to change.

The numbers in the table below represent the number of Florida and non-Florida residents for whom test results were received by the Department of Health. A person can be tested by more than one laboratory and can have both positive and negative results. **Therefore, the sum of the numbers in each column will be larger than the total number of people tested.**

Reporting lab	Inconclusive	Negative	Positive	Percent positive	Total
SAINT PETER'S UNIVERSITY HOSPITAL		6			6
PUBLIC HEALTH LAB		6			6
Northwell Lab		2	4	67%	6
CVS NJ2815POCT E BRUNSWICK		4	2	33%	6
CVS MINUTE CLINIC DIAGNOSTIC OF TEXAS		5	1	17%	6
FLORIDA DEPARTMENT OF HEALTH SEMINOLE COUNTY		1	5	83%	6
CVS PA1379POCT LANSDALE		5	1	17%	6
DEPARTMENT OF HEALTH AND HUMAN SERVICES STATE OF NEW HAMPSHIRE			6	100%	6
CVS SC5479POCT INDIAN LAND		6			6
JERSEY SHORE MEDICAL CENTER		6			6
ELITE MD GROUP INC		2	4	67%	6
WIREGRASS MEDICAL CENTER			6	100%	6
URGENT TEAM - NASHVILLE		5	1	17%	6
MEDEXPRESS URGENT CARE-SCOTT TOWNSHIP		5	1	17%	6
VIERA PEDIATRICS		1	5	83%	6
URGENT TEAM - MUSCLE SHOALS		6			6
CVS PA1296POCT DREXEL HILL		4	2	33%	6
ADVANCED URGENT CARE OF MARATHON		1	5	83%	6
CVS IN6713POCT BLOOMINGTON		6			6
PENN NURSING CENTER		6			6
MERCY COLLEGE HEALTH OFFICE		6			6
BNR PHARMACY INC		6			6
BAYCARE ALLIANT HOSPITAL			6	100%	6
MOUNT SINAI BROOKLYN LABORATORY		5	1	17%	6
PRINCETON BMC LABORATORY		6			6
Bon Secours Place		5	1	17%	6
CURATIVE CARE CENTER INC		1	5	83%	6
RURAL HEALTH CARE INC			6	100%	6
QUICK CARE MED WALK IN AND URGENT CARE			6	100%	6
CVS KY4779POCT LOUISVILLE		4	2	33%	6
Advanced Care Center			6	100%	6
SANITAS LAUDERDALE LAKES			6	100%	6
STATEN ISLAND CHAI CARE		5	1	17%	6
WG WINDSOR WOODS SH LLC		6			6
FLORIDA DEPARTMENT OF HEALTH IN MIAMI DADE COUNTY		5	1	17%	6
TEXAS MEDCLINIC			6	100%	6
COMPUNET CLINICAL LAB			6	100%	6
ADVENTHEALTH MEDICAL GROUP INTERNAL MEDICINE AT		2	4	67%	6
WELLSTAR WEST GEORGIA MEDICAL CENTER		6			6
FAMILY TREE PRIMARY CARE		5	1	17%	6
FLORIDA MEDICAL SPECIALISTS		2	4	67%	6
WELLSTAR ATLANTA MEDICAL CENTER LABORA		5	1	17%	6
XPRESS URGENT CARE LLC		6			6
Hiawatha Care Center		6			6
URGENT CARE HOUSECALLS PA		5	1	17%	6
TULLAHOMA HMA, LLC		5	1	17%	6

COVID-19: testing by laboratory

Data through Apr 17, 2021 verified as of Apr 18, 2021 at 09:25 AM

Data in this report are provisional and subject to change.

The numbers in the table below represent the number of Florida and non-Florida residents for whom test results were received by the Department of Health. A person can be tested by more than one laboratory and can have both positive and negative results. **Therefore, the sum of the numbers in each column will be larger than the total number of people tested.**

Reporting lab	Inconclusive	Negative	Positive	Percent positive	Total
SV DIAGNOSTIC LAB			6	100%	6
CVS TX7288POCT DALLAS		6			6
CVS MA957POCT WEST SPRINGFIELD		6			6
PRESBYTERIAN HOME		6			6
TRUSTBRIDGE			6	100%	6
THE PALMS REHABILITATION AND HEALTHCARE CENTER		5	1	17%	6
ATLANTIC COMMUNITY HIGH SCHOOL		5	1	17%	6
ARLINGTON OF NAPLES		6			6
LPG COCONUT POINT - FAMILY/ INTERNAL MEDICINE		6			6
BAYSHORE POINTE NURSING AND REHAB CENTER			6	100%	6
GILBERT MEDICAL GROUP		4	2	33%	6
MEDEXPRESS URGENT CARE-HERSHEY		5	1	17%	6
CVS TX1104POCT ALLEN		6			6
SOUTHERN OCEAN MEDICAL CENTER		6			6
MEDEXPRESS URGENT CARE - WAXAHACHIE, N HIGHWAY 77		4	2	33%	6
WAKEMED		1	5	83%	6
LUMADOC HEALTH		4	2	33%	6
EMORY JOHNS CREEK HOSPITAL		6			6
NON-US			6	100%	6
NEUROSCIENCE AND SPINE ASSOCIATES, PL		5	1	17%	6
FLORIDA DEPARTMENT OF HEALTH IN SARASOTA COUNTY		5	1	17%	6
New York Harbor Harbor HCS - Brooklyn Campus		6			6
FYZAMEDICAL, LLC		6			6
FIRST COAST CARDIOVASCULAR INSTITUTE PA			6	100%	6
MEDEXPRESS URGENT CARE-MUNCIE		6			6
ASCENSION ST VINCENT'S CLAY COUNTY			6	100%	6
MILLER COUNTY HOSPITAL		6			6
CVS TN4624POCT KNOXVILLE		5	1	17%	6
CVS TX8322POCT AUSTIN		6			6
OVIEDO CHILDRENS HEALTH CENTER LLC		1	5	83%	6
CDRX INFUSION			6	100%	6
FAMILY CARE MEDICAL CENTER			6	100%	6
SUNSHINE STATE DIALYSIS			6	100%	6
MEDEXPRESS - WILMINGTON CONCORD PIKE		5	1	17%	6
CLINICAL CARE ASSOCIATES			6	100%	6
RIVER CITY PRIMARY AND URGENT CARE			6	100%	6
BOCA VIPEDIATRICS			6	100%	6
BETHESDA COMMUNITY HEALTH CENTER			6	100%	6
MINUTECLINIC LLC #5041		2	4	67%	6
AARK LABORATORY		6			6
ADVENT HEALTH - TUSKAWILLA		4	2	33%	6
CVS IN3975POCT JEFFERSONVILLE		3	3	50%	6
MARCO ISLAND MEDICAL CENTER			6	100%	6
PALMETTO HEALTH ALLIANCE		3	3	50%	6
BOONE DRUG & HEALTHCARE AT DEERFIELD			6	100%	6
CAREWELL 301 - WARWICK			6	100%	6

COVID-19: testing by laboratory

Data through Apr 17, 2021 verified as of Apr 18, 2021 at 09:25 AM

Data in this report are provisional and subject to change.

The numbers in the table below represent the number of Florida and non-Florida residents for whom test results were received by the Department of Health. A person can be tested by more than one laboratory and can have both positive and negative results. **Therefore, the sum of the numbers in each column will be larger than the total number of people tested.**

Reporting lab	Inconclusive	Negative	Positive	Percent positive	Total
CVS PA5241POCT CHALFONT		6			6
AMERICAN MEDICAL RESPONSE - DENVER		3	3	50%	6
ORLANDO HEALTH PHYSICIAN GROUP			6	100%	6
Oakwood - North Baldwins Center for Living		6			6
CVS CA9721POCT ARCADIA		6			6
LAKEVIEW TERRACE HOME HEALTH SERVICES LLC			6	100%	6
MCR HEALTH LAWTON CHILES ADMINISTRATION STE A		1	5	83%	6
CVS NC6402POCT DAVIDSON		4	2	33%	6
SOUTHEASTERN DERMATOLOGY GROUP PA		5	1	17%	6
LOS ALAMOS NATIONAL LABORATORY		6			6
CVS OH2518POCT COLUMBUS		5	1	17%	6
ALLEGRO FLEMING ISLAND		1	5	83%	6
MY WELLNESS EXPRESS			6	100%	6
COVID TESTING LLC			6	100%	6
HELIX KH UC		1	5	83%	6
UNILAB OF DADE INC			6	100%	6
AMERICAN HEALTH ASSOC. LABORATORY SOUTH		4	2	33%	6
UF HEALTH PATHOLOGY LABORATORIES			6	100%	6
IVY ROSEN MD PLLC		6			6
JUPITER ISLAND MEDICAL CLINIC INC		5			5
LAKE MARY HEALTH AND REHABILITATION CENTER		1	4	80%	5
PM PEDIATRICS OF BAYSIDE PLLC		5			5
MEDEXPRESS URGENT CARE FOX CHAPEL		5			5
INFECTION CONTROL/ EMPHEALTH		3	2	40%	5
CITRUS HEALTH NETWORK INC		2	3	60%	5
BROOKDALE NEW PORT RICHEY			5	100%	5
PRECISION DIAGNOSTICS INC - NJ		5			5
Walker BaptistMedCtr		4	1	20%	5
THE LITTLE CLINIC			5	100%	5
MARION COUNTY FIRE RESCUE		3	2	40%	5
AUGUSTA HEALTH			5	100%	5
WASHINGTON COLLEGE HEALTH SERVICES		5			5
GEISINGER MEDICAL CENTER		2	3	60%	5
FHPG FAMILY MEDICAL CENTER OF TAMPA BAY		1	4	80%	5
MINUTECLINIC DIAG OF IND, LLC #8645		5			5
NORTH DADE NURSING AND REHABILITATION CENTER			5	100%	5
CVS IL8751POCT CHICAGO		5			5
PIEDMONT HENRY HOSPITAL, INC		5			5
REHABILITATION CENTER AT JUPITER GARDENS		5			5
CVS NJ862POCT MARLBORO		5			5
RELIANT IMMUNE DIAGNOSTICS			5	100%	5
MERCY URGENT CARE			5	100%	5
DAVISON HEALTH CENTER WESLEYAN UNIVERS		5			5
ARC POINT LABS OF AUSTIN NORTH			5	100%	5
CVS MA1852POCT MEDWAY		5			5
SUTTER TRACY COMMUNITY HOSPITAL			5	100%	5

COVID-19: testing by laboratory

Data through Apr 17, 2021 verified as of Apr 18, 2021 at 09:25 AM

Data in this report are provisional and subject to change.

The numbers in the table below represent the number of Florida and non-Florida residents for whom test results were received by the Department of Health. A person can be tested by more than one laboratory and can have both positive and negative results. **Therefore, the sum of the numbers in each column will be larger than the total number of people tested.**

Reporting lab	Inconclusive	Negative	Positive	Percent positive	Total
MINUTECLINIC DIAG OF IND, LLC #10190		5			5
CVS MA447POCT NORTHAMPTON		3	2	40%	5
HUNT CLUB MEDICAL CARE			5	100%	5
CELEBRATION PEDIATRICS PA			5	100%	5
SEMINOLE COUNTY CORRECTIONAL FACILITY		1	4	80%	5
Army Residence Community		5			5
JOE DIMAGGIO CHILDREN'S HOSPITAL		1	4	80%	5
MIAMI CANCER INSTITUTE			5	100%	5
PARADIGM LABORATORIES			5	100%	5
PRL NYC PANDEMIC RESPONSE LAB			5	100%	5
GENTLE HANDS MOBILE PHLEBOTOMY			5	100%	5
NORTHSIDE HOSPITAL- CHEROKEE		4	1	20%	5
FINLAY		1	4	80%	5
FLORIDA DEPARTMENT OF HEALTH - INVERNESS		3	2	40%	5
DEPARTMENT OF HEALTH AND HUMAN SERVICES LANSING			5	100%	5
INSTANT MEDICAL CARE CENTER		4	1	20%	5
BAYSHORE LABORATORY		4	1	20%	5
PURECARE PHARMACY		4	1	20%	5
TANNER MEDICAL CENTER EAST AL		5			5
HILLSBOROUGH COUNTY HEALTH DEPARTMENT			5	100%	5
CVS NC2771POCT CLAYTON		4	1	20%	5
THE DOCTORS CENTER HEALTHCARE-SOUTHSIDE		1	4	80%	5
QUALITY MEDICAL CARE			5	100%	5
PEDIATRIC URGENT HEALTH CARE			5	100%	5
PRINCIPLE HOSPICE SERVICE, LLC			5	100%	5
MEDEXPRESS URGENT CARE - BECKLEY CROSS		4	1	20%	5
MINUTECLINIC # 21110		3	2	40%	5
MD NOW MEDICAL CENTER INC			5	100%	5
BROWNE MEDICAL LLC		3	2	40%	5
ALL CARE URGENT CARE			5	100%	5
MEDICAL CENTER OF BLOUNTSTOWN			5	100%	5
WEST PACIFIC MEDICAL LABORATORY			5	100%	5
AEL KNOXVILLE			5	100%	5
CVS AZ10150POCT PHOENIX		4	1	20%	5
WILSON PEDIATRICS			5	100%	5
PRECISION LABS LLC		2	3	60%	5
CVS TX7821POCT LEAGUE CITY		5			5
Hillspring of Springboro		5			5
CVS NC3853POCT BURLINGTON		4	1	20%	5
CELERION			5	100%	5
BROOKDALE WEST BOYNTON BEACH		5			5
ELITE CARE			5	100%	5
MD ANDERSON CANCER CENTER DI BAY AREA			5	100%	5
CVS MA2172POCT NORTH GRAFTON		5			5
ADVICE FOR OPTIMAL WELLNESS		2	3	60%	5
UNIVERISTY OF MIAMI			5	100%	5

COVID-19: testing by laboratory

Data through Apr 17, 2021 verified as of Apr 18, 2021 at 09:25 AM

Data in this report are provisional and subject to change.

The numbers in the table below represent the number of Florida and non-Florida residents for whom test results were received by the Department of Health. A person can be tested by more than one laboratory and can have both positive and negative results. **Therefore, the sum of the numbers in each column will be larger than the total number of people tested.**

Reporting lab	Inconclusive	Negative	Positive	Percent positive	Total
MINUTECLINIC, LLC (CLINIC 10928)		5			5
CVS MO10053POCT SAINT PETERS		5			5
MINUTECLINIC DIAGNOSTIC OF OHIO #6147		4	1	20%	5
UW MEDICINE VIROLOGY LAB			5	100%	5
RIVERVIEW ALF OPERATOR LLC			5	100%	5
THE RETREAT AT PORT ORANGE			5	100%	5
MINUTECLINIC DIAGNOSTIC OF OHIO #6139		5			5
MINUTECLINIC DIAG OF IND, LLC #6910		5			5
ALPHADERA LABS, LLC			5	100%	5
MEDEXPRESS URGENT CARE HUNTINGTON		5			5
EAST BANK HOSPITAL - UNIVERSITY OF MINNESOTA MEDICAL CENTER			5	100%	5
FORSYTH HOUSE			5	100%	5
CVS AZ9210POCT SCOTTSDALE		5			5
DAVENPORT PEDIATRICS PA		1	4	80%	5
LABCORP UNSPECIFIED		5			5
APOLLO GARDENS RETIREMENT RESIDENCE CARE		5			5
NEW YORK PHYSICIANS LLP		5			5
WATERTOWN URGENT CARE PLLC		5			5
URGENT MED INC		3	2	40%	5
FRANCES WARDE MEDICAL LABORATORY		2	3	60%	5
CVS NH6596POCT HAMPTON		5			5
SEASIDE MANOR			5	100%	5
UNIVERSITY OF MIAMI / SCCC RESEARCH LABORATORY			5	100%	5
JOHN T MACKAY MD			5	100%	5
MEDEXPRESS URGENT CARE MURRYSVILLE		3	2	40%	5
THONOTOSASSA COMMUNITY HEALTH CENTER		1	4	80%	5
Samuel S. Stratton VAMC		5			5
WELLMED AT FORT PIERCE		3	2	40%	5
CVS IN8669POCT INDIANAPOLIS		4	1	20%	5
Enterprise Health and Rehabilitation Center		5			5
NOVANT HEALTH UVA		2	3	60%	5
COLUMBIA MEMORIAL HOSPITAL LABORATORY		5			5
ELDER ALTERNATIVES INC		3	2	40%	5
VEIL VALLEY MEDICAL CENTER			5	100%	5
SOUTH FLORIDA FAMILY HEALTH & RESEARCH CTR			5	100%	5
INDIAN RIVER PRIMARY CARE PA		5			5
SCIENCE CARE			5	100%	5
ABSOLUTE HEALTH		5			5
MEDEXPRESS URGENT CARE - LOGAN		5			5
MED EXPRESS URGENT CARE PC - MARYLAND		4	1	20%	5
EAST SIDE CLINICAL LABORATORY		4	1	20%	5
LIVING WATERS MEDICAL CENTER			5	100%	5
CVS SC4122POCT TAYLORS		5			5
DICKSON MEDICAL ASSOCIATES PC PATH LAB		4	1	20%	5
DIAGNOSTECHS		4	1	20%	5
Life Care Center of Estero			5	100%	5

COVID-19: testing by laboratory

Data through Apr 17, 2021 verified as of Apr 18, 2021 at 09:25 AM

Data in this report are provisional and subject to change.

The numbers in the table below represent the number of Florida and non-Florida residents for whom test results were received by the Department of Health. A person can be tested by more than one laboratory and can have both positive and negative results. **Therefore, the sum of the numbers in each column will be larger than the total number of people tested.**

Reporting lab	Inconclusive	Negative	Positive	Percent positive	Total
WHITE WILSON MEDICAL CENTER - FWB		1	4	80%	5
CAREHERE LCS- EUSTIS			5	100%	5
HEALTHCARE NETWORK OF SOUTHWEST FLORIDA			5	100%	5
NORTHWOOD UNIVERSITY-BENNETT SPORTS CENTER		5			5
NORTH SHORE HEMATOLOGY-ONCOLOGY ASSOCIATES, PC		5			5
INVESCLINIC US, LLC		5			5
ALLIANCE FOR MULTISPECIALTY RESEARCH		5			5
PARADISE VILLA ALF INCORPORATED		5			5
PEDIATRICS OF ALTAMONTE		5			5
FLORIDA PRIMARY & SPECIALTY CARE		5			5
DOCTORS HOSPITAL LAB MEDICAL OFFICE BUILDING			5	100%	5
URGENT CARE OF ERWIN		5			5
BAYCARE MEDICAL GROUP, INC		5			5
Kroger 099 - The Little Clinic Fort Collins		5			5
FIFTH AVENUE PEDIATRICS		3	2	40%	5
MINNESOTA DEPARTMENT OF HEALTH PUBLIC HEALTH LABORATORY DIVISION	1		4	80%	5
MINUTECLINIC, LLC #07852		4	1	20%	5
OPTUMCARE FLORIDA, LLC		3	2	40%	5
GULF COAST VETERANS HCS PANAMA CITY OPC		5			5
PM PEDIATRICS OF SELDEN		3	2	40%	5
FAMILY TREE DNA			5	100%	5
Heartland Healthcare Center Boca Raton		2	3	60%	5
Englewood Health Care Center		5			5
FRESENIUS KIDNEY CARE SOUTH ORLANDO			5	100%	5
CVS SC1540POCT MYRTLE BEACH		4	1	20%	5
NORTHSIDE MEDICAL CENTER		5			5
PEDIATRICS OF CENTRAL FLORIDA - POINCIANA		3	2	40%	5
ADVANCED PEDIATRICS OF BOCA LLC			5	100%	5
MEASE CONTINUING CARE		3	2	40%	5
CVS GA2279POCT SUWANEE		5			5
COVENANT COLLEGE HEALTH SERVICES		5			5
CAPE COD HOSPITAL			5	100%	5
SONATA VERO BEACH		5			5
BEACH HOUSE		5			5
INTERNAL MEDICINE & PRIMARY CARE ASSOCIATES, PLC			5	100%	5
MINUTECLINIC, LLC #7139		5			5
FALLSBURG CHAI		5			5
SAFETY HARBOR SENIOR LIVING			5	100%	5
DEPARTMENT OF HEALTH AND HUMAN SERVICES DIVISION OF BEHAVIORAL HEALTH		1	4	80%	5
Kroger 449 - The Little Clinic Mountain Park		4	1	20%	5
EAST CENTRAL FLORIDA OUT PATIENT IMAGING			5	100%	5
MEDEXPRESS URGENT CARE LAVALE		5			5
JOSEPH SCHENKER MD PC		5			5
LAFAYETTE NURSING AND REHAB			5	100%	5
MEDICAL UNIVERSITY SC HOSPITAL			5	100%	5
CVS PA2688POCT COLLEGEVILLE		5			5

COVID-19: testing by laboratory

Data through Apr 17, 2021 verified as of Apr 18, 2021 at 09:25 AM

Data in this report are provisional and subject to change.

The numbers in the table below represent the number of Florida and non-Florida residents for whom test results were received by the Department of Health. A person can be tested by more than one laboratory and can have both positive and negative results. **Therefore, the sum of the numbers in each column will be larger than the total number of people tested.**

Reporting lab	Inconclusive	Negative	Positive	Percent positive	Total
LPG PEDIATRICS AT CAPE CORAL		5			5
CVS MD1515POCT LEONARDTOWN		4	1	20%	5
NORTHERN MICHIGAN UNIVERSITY ATHLETICS		5			5
WOODHULL MEDICAL AND MENTAL HEALTH CTR		5			5
CVS MA1095POCT AMHERST		4	1	20%	5
RUSH UNIVERSITY MEDICAL CENTER LABORATORY			5	100%	5
URGENT CARE COASTAL GA			5	100%	5
MINUTECLINIC, DIAGNOSTIC OF TEXAS, LLC		5			5
LEHIGH REGIONAL MEDICAL CENTER LABORATORY		3	2	40%	5
CFP PHYSICIANS GROUP			5	100%	5
KEYSTONE REHABILITATION AND HEALTH CENTER		1	4	80%	5
PINECREST PEDIATRICS GROUP LLC			5	100%	5
CVS MA507POCT LEOMINSTER		4	1	20%	5
MORGAN STANLEY HEALTH CENTER		5			5
ST BARNABAS HOSPITAL		5			5
UCF STUDENT HEALTH SERVICES LABORATORY		2	3	60%	5
CYPRESS CREEK MEDICAL CENTER			5	100%	5
LIFEPLUS HEALTHCARE GROUP INC		5			5
SIGNATURE URGENT CARE			5	100%	5
CLEVELAND CLINIC MARTIN HEALTH NURSING & RESTORATIVE		5			5
CHAMPLAIN VALLEY PHYSICIANS HOSPITAL		3	2	40%	5
QUINTON MEMORIAL HEALTH CARE CENTER		5			5
INNOVATIVE COVID-DIVERSEY			5	100%	5
MINUTECLINIC DIAGNOSTIC OF PENNSYLVANIA, LLD #1545		5			5
JACKSON SOUTH COMMUNITY HOSPITAL LAB			5	100%	5
OMNICARE PHARMACY OF TEXAS 1, LP DBA OMNICARE		5			5
XRL SXF REF LAB		5			5
DOCTORS OFFICE OF NEW JERSEY		5			5
MASSASHUSETTS STATE LAB INSTITUTE		2	3	60%	5
PREMIER MEDICAL LABORATORY	1	2	2	40%	5
PREMIER PEDIATRICS		1	4	80%	5
NORTHPORT MEDICAL CENTER LAB		5			5
MINUTECLINIC DIAG OF IND, LLC #6648		3	2	40%	5
HENDRY/GLADES COUNTY HEALTH DEPARTMENT		4	1	20%	5
DISCOVERY VILLAGE AT STUART		2	3	60%	5
FLORIDA CLINICAL LABORATORY - BIOREFERENCE LABORATORIES		2	3	60%	5
ST JOHNS BIOMEDICAL LAB		5			5
CVS MINUTE CLINIC DIAGNOSTIC MED GRP OF CAL		5			5
PUTNAM HOSPITAL CENTER LABORATORY		5			5
REGIONAL MEDICAL CENTER BAYONET POINT			5	100%	5
AHF PUBLIC HEALTH LABORATORY			5	100%	5
UPMC HEALTH SYSTEM		4	1	20%	5
METHODIST HEALTHCARE UNIVERSITY HOSPIT		5			5
HAWTHORNE HEALTH AND REHABILITATION			5	100%	5
CVS TN7698POCT KNOXVILLE		5			5
EGL GENETICS DIAGNOSTICS			5	100%	5

COVID-19: testing by laboratory

Data through Apr 17, 2021 verified as of Apr 18, 2021 at 09:25 AM

Data in this report are provisional and subject to change.

The numbers in the table below represent the number of Florida and non-Florida residents for whom test results were received by the Department of Health. A person can be tested by more than one laboratory and can have both positive and negative results. **Therefore, the sum of the numbers in each column will be larger than the total number of people tested.**

Reporting lab	Inconclusive	Negative	Positive	Percent positive	Total
LAKE COUNTY DETENTION CENTER		3	2	40%	5
BIOTECH CLINICAL LABORATORY			5	100%	5
MEDEXPRESS URGENT CARE PLEASANT HILLS		4	1	20%	5
COMMONS AT ORLANDO LUTHERAN TOWERS SNF			5	100%	5
CVS TX10140POCT THE WOODLANDS		5			5
FOUNDCARE, INC			5	100%	5
LAKEVIEW HEALTHCARE SYSTEM LLC			5	100%	5
MIZELL MEMORIAL HOSPITAL			5	100%	5
MENORAH MANOR			5	100%	5
THE CLINIC OF PEDIATRICS & GI MEDICINE, INC			5	100%	5
OCCMED SOLUTIONS		2	3	60%	5
LAKE NONA PEDIATRICS IN ASSOCIATION WITH NEMOURS		5			5
CVS ME329POCT PORTLAND		5			5
INVERNESS FAMILY CARE HIGH RISK PLLC			5	100%	5
ATLANTA PLUS URGENT CARE			5	100%	5
MEDEXPRESS - COLLINSVILLE BELT LINE		3	2	40%	5
BOROPARK URGENT CARE		4	1	20%	5
CARENOW URGENT CARE - CENTRAL AUSTIN		1	4	80%	5
ADVENT HEALTH MEDICAL GROUP		4	1	20%	5
USCG SECTOR ST PETE		1	4	80%	5
MINUTECLINIC DIAG OF IND, LLC #6553		5			5
MEDEXPRESS URGENT CARE - FREDERICK		5			5
CARL R DARNALL ARMY MEDICAL CENTER			5	100%	5
KETTERING HEALTH			5	100%	5
MINUTE CLINIC, LLC #1434		5			5
LEVY COUNTY DEPT. OF PUBLIC SAFETY		2	3	60%	5
CLINICAL CARE INC			5	100%	5
STEBEN COUNTY PUBLIC HEALTH		5			5
CVS MA1845POCT WILMINGTON		4	1	20%	5
MEDEXPRESS URGENT CARE- COLUMBIA HEIGH		5			5
UNIVERSITY OF CHICAGO MEDICAL CENTER LAB			5	100%	5
SOUTH BEND MEDICAL FOUNDATION			5	100%	5
PHOEBE PUTNEY MEMORIAL HOSPITAL		5			5
BLUETAIL MEDICAL GROUP, LLC		4	1	20%	5
NATURE COAST PRIMARY CARE LAB LLC		1	4	80%	5
COPELAND MEDICAL CLINIC		3	2	40%	5
REELFOOT FAMILY WALK IN CLINIC		4	1	20%	5
DOCTORS HOSPITAL OF AUGUSTA		5			5
HENDRY REGIONAL CONVENIENT CARE CENTER			5	100%	5
BAPTIST HOSPITAL EMPLOYEE HEALTH OFF			5	100%	5
NIBHA MEDIRATTA MD PL			5	100%	5
QUATRACOR PLLC		5			5
SJH			5	100%	5
ADVENTHEALTH MEDICALGROUP PEDIATRICS AT ORLANDO		5			5
MEDEXPRESS URGENT CARE - MOUNTAIN HOME		4	1	20%	5
RIO PINAR HEALTH CARE			5	100%	5

COVID-19: testing by laboratory

Data through Apr 17, 2021 verified as of Apr 18, 2021 at 09:25 AM

Data in this report are provisional and subject to change.

The numbers in the table below represent the number of Florida and non-Florida residents for whom test results were received by the Department of Health. A person can be tested by more than one laboratory and can have both positive and negative results. **Therefore, the sum of the numbers in each column will be larger than the total number of people tested.**

Reporting lab	Inconclusive	Negative	Positive	Percent positive	Total
MIAMI MEDICAL CONSULTANT PA			5	100%	5
MINUTECLINIC MINUTECLINIC #3665		5			5
MARTHA A PRICE MD PA		2	3	60%	5
PATIENT FIRST - LEESBURG			5	100%	5
WINCHESTER MEDICAL CENTER			5	100%	5
LABS PLUS LLC		5			5
DOCS URGENT CARE		1	4	80%	5
WESTMINSTER SHORES			5	100%	5
FLORIDA HOSPITAL LAKE MARY		5			5
QUEST DIAGNOSTICS PSC		1	4	80%	5
PIEDMONT NEWMAN HOSPITAL		4	1	20%	5
ATLANTIC SURGERY CENTER OF JACKSONVILLE BEACH		5			5
CARENOW URGENT CARE - WINTER SPRINGS		4	1	20%	5
HELIX DIAGNOSTIX		2	3	60%	5
RUSSELL SAGE COLLEGE WELLNESS CENTER		5			5
EASTCHESTER PEDIATRIC MEDICAL GROUP		5			5
UNIVERISTY OF MEMPHIS ATHLETIC TRAINI		5			5
AHC Decatur County		5			5
PIEDMONT HOSPITAL LAB			5	100%	5
ENT AND ALLERGY ASSOCIATES OF FLORIDA, LLC			5	100%	5
OCHSNER MEDICAL CENTER			5	100%	5
CVS PA10034POCT PITTSBURGH		5			5
MID - FLORIDA PATHOLOGY LLC		1	4	80%	5
MINUTECLINIC DIAGNOSTIC OF PENNSYLVAN		4	1	20%	5
COOPER HOSPITAL/UNIVERSITY MEDICAL		5			5
MINUTECLINIC DIAG OF IND LLC #6840		5			5
CVS OH10893POCT PARMA		2	3	60%	5
FLAGLER HEALTH SERVICES INC			5	100%	5
CENTRAL JERSEY URGENT CARE OF BROWN MI		5			5
CLINICAL PATHOLOGY LABORATORIES			5	100%	5
PHYSICIANS IMMEDIATE CARE ELGIN			5	100%	5
BAPTIST HEALTH - TOWN CENTER			5	100%	5
ST VINCENTS AMBULATORY CARE INC		3	2	40%	5
FRESENIUS MEDICAL CARE			5	100%	5
ARKANSAS DEPARTMENT OF HEALTH			5	100%	5
RHEA MEDICAL CENTER		5			5
MEDEXPRESS - NEW CASTLE, DUPONT HWY		4	1	20%	5
BROWARD MEDICAL AND URGENT CARE		5			5
CVS NV408817POCT LAS VEGAS		1	4	80%	5
FLORIDA PRIMARY CARE AND SPORTS MEDICINE INC		2	3	60%	5
SOUTHEAST GEORGIA PHYSICIAN ASSOCIATES		4	1	20%	5
CVS TX5877POCT PEARLAND		5			5
MINUTECLINIC, LLC #1431		4	1	20%	5
THE UNIVERSITY OF VERMONT MEDICAL CENTER		4	1	20%	5
HACKENSACK UNIV MED CTR-PATHOLOGY DEPT		5			5
CAREATC, INC.			5	100%	5

COVID-19: testing by laboratory

Data through Apr 17, 2021 verified as of Apr 18, 2021 at 09:25 AM

Data in this report are provisional and subject to change.

The numbers in the table below represent the number of Florida and non-Florida residents for whom test results were received by the Department of Health. A person can be tested by more than one laboratory and can have both positive and negative results. **Therefore, the sum of the numbers in each column will be larger than the total number of people tested.**

Reporting lab	Inconclusive	Negative	Positive	Percent positive	Total
OURMED		4	1	20%	5
CVS CA9606POCT TEMECULA		5			5
COMMUNITY PHYSICIANS OF NORTH PORT PA			4	100%	4
UNC HOSPITAL/MCLENDON CLINICAL LABORATORIES			4	100%	4
IMIC INC RESEARCH			4	100%	4
CVS AZ5026POCT MESA		4			4
ST PETE DIRECT PRIMARY CARE		2	2	50%	4
MEDICAL CENTER ENTERPRISE			4	100%	4
ORLANDO REGIONAL HEALTH SERVICES		2	2	50%	4
INTERMARKET FACILITY			4	100%	4
MEDICINE SHOPPE #1306 THE		3	1	25%	4
CAPITAL HEALTH LABORATORY INC			4	100%	4
WALGREENS# 00323		4			4
NORTH OKALOOSA CLINIC CORP		1	3	75%	4
CFS WELLNESS AND MED SPA LLC			4	100%	4
HOME DOCS		2	2	50%	4
FHPG TAMPA PRIMARY CARE			4	100%	4
WE CARE - CARNIVAL CRUISELINE		4			4
PANCARE HEALTH YOUNGSTOWN			4	100%	4
NYC PUBLIC HEALTH LABS			4	100%	4
CVS IL7017POCT BLOOMINGTON		4			4
MINUTECLINIC DIAGNOSTIC OF WISCONSIN, LLC		4			4
BARRANCO CLINIC PA, THE	1	3			4
STEAMBOAT EMERGENCY CENTER			4	100%	4
MARK HOANG MD PA			4	100%	4
FLORIDA DEPARTMENT OF HEALTH (FDOH)		2	2	50%	4
COVENIENT CARE MEDICAL CLINIC			4	100%	4
MEDEXPRESS URGENT CARE - TULSA, S YALE AVE		4			4
PRIMECARE		2	2	50%	4
MD NOW URGENT CARE - DELRAY WEST			4	100%	4
CANDLER HOSPITAL PATHOLOGY LABORATORY		2	2	50%	4
TOTAL RENAL LAB		3	1	25%	4
Loretto Health and Rehabilitation Center		4			4
INTRACOASTAL LABS INC		4			4
ManorCare Rehabilitation Center- Decatur		4			4
CAREWELL URGENT CARE			4	100%	4
COVID PROCESSING SITE			4	100%	4
ORANGE COUNTY HEALTH DEPARTMENT		2	2	50%	4
PHYSICIANS IMMEDIATE CARE AURORA			4	100%	4
WINDER NURSING INC DBA WINDER HEALTH CARE		4			4
WALGREENS #03287		4			4
MEDEXPRESS URGENT CARE, FAIRMONT		4			4
MINUTECLINIC DIAG OF IND LLC #1367		4			4
University Plaza Rehabilitation and Nursing			4	100%	4
CVS IL1170POCT JOLIET		4			4
HAMPTON ALF AT 24TH ROAD LLC			4	100%	4

COVID-19: testing by laboratory

Data through Apr 17, 2021 verified as of Apr 18, 2021 at 09:25 AM

Data in this report are provisional and subject to change.

The numbers in the table below represent the number of Florida and non-Florida residents for whom test results were received by the Department of Health. A person can be tested by more than one laboratory and can have both positive and negative results. **Therefore, the sum of the numbers in each column will be larger than the total number of people tested.**

Reporting lab	Inconclusive	Negative	Positive	Percent positive	Total
OKLAHOMA STATE UNIVERSITY DIAGNOSTIC LAB			4	100%	4
ADVENTHEALTH GORDON		4			4
GARDENS PEDIATRICS			4	100%	4
SOUTHEASTERN REGIONAL MEDICAL CENTER			4	100%	4
GIEBEIG FAMILY MEDICINE PA			4	100%	4
FASTMED URGENT CARE			4	100%	4
MEDEXPRESS URGENT CARE - WALDORF, CRAIN HWY		4			4
CVS PA10825POCT PLYMOUTH MEETING		4			4
DYNACARE LABORATORIES			4	100%	4
SOUTHWESTERN REGIONAL MEDICAL CENTER - TULSA		4			4
SUMNER REGIONAL MEDICAL CENTER		3	1	25%	4
CORTLAND REGIONAL MEDICAL CENTER		4			4
COOK HOSPITAL AND CARE CENTER		3	1	25%	4
CVS MA2401POCT MARSHFIELD		3	1	25%	4
REFUGE A HEALING PLACE, THE			4	100%	4
Kennedy University Hospital -Wash Twp L		4			4
SunTerrace Health Care Center		3	1	25%	4
TANNER MEDICAL CENTER LABORATORY		3	1	25%	4
PRESBYTERIAN FAMILY HEALTHCARE-KASEMAN		4			4
JOHNNIE RUTH CLARKE LAB			4	100%	4
LOUISIANA DEPT. OF HEALTH AND HOSPITALS-INFECTIOUS DISEASE EPI SECTION			4	100%	4
Kroger 752 - The Little Clinic Central Station		3	1	25%	4
FCHC (OB)-DARWIN SQUARE CTR.			4	100%	4
WHITE EARTH IHS MAIN LAB		4			4
MEDEXPRESS URGENT CARE - SUMMERSVILLE, WEBSTER RD		4			4
MEDNOW URGENT CARE		3	1	25%	4
WILLOW CREEK RETIREMENT CENTER		4			4
DEPARTMENT OF HEALTH AND HUMAN SERVICES		2	2	50%	4
HEART OF FLORIDA HEALTH CENTER INC		1	3	75%	4
State Lab Unspecifd			4	100%	4
LB Broen Home		4			4
MEDEXPRESS URGENT CARE - MARKHAM STREE		3	1	25%	4
TIFT REGIONAL HLTH SYSTEM, INC DBA SOU		4			4
LIFEHOPE LABS			4	100%	4
ROAN DRUG COMPANY LLC		4			4
AFFINITY URGENT CARE			4	100%	4
ST JOHN'S RIVERSIDE HOSPITAL		3	1	25%	4
AHC of Mckenzie		4			4
Park Ridge Nursing Center		3	1	25%	4
PILGRIM PHARMACY INC		4			4
REMEDY URGENT CLINIC		2	2	50%	4
CVS IN7653POCT EVANSVILLE		3	1	25%	4
MONROE COUNTY DEPT OF PUBLIC HEALTH ST		4			4
WALGREENS #04311		4			4
VITAL CARE URGENT CARE			4	100%	4
MPG JACKSONVILLE ATLANTIC BLVD		1	3	75%	4

COVID-19: testing by laboratory

Data through Apr 17, 2021 verified as of Apr 18, 2021 at 09:25 AM

Data in this report are provisional and subject to change.

The numbers in the table below represent the number of Florida and non-Florida residents for whom test results were received by the Department of Health. A person can be tested by more than one laboratory and can have both positive and negative results. **Therefore, the sum of the numbers in each column will be larger than the total number of people tested.**

Reporting lab	Inconclusive	Negative	Positive	Percent positive	Total
RELIANT ACUTE CARE			4	100%	4
COLONIAL MEDICAL CENTER-EAST ORLANDO			4	100%	4
HACKENSACK MERIDIAN URGENT CARE, PC		4			4
PM PEDIATRICS OF BAYSIDE, PLLC - MANHASSET		4			4
MEDEXPRESS URGENT CARE - WEST ST PAUL, ROBERT ST S		3	1	25%	4
WILLOWS AT WILDWOOD, THE			4	100%	4
COMMUNITY HEALTH CENTERS INC			4	100%	4
LEON MEDICAL CENTERS, LLC			4	100%	4
CVS MN6811POCT PLYMOUTH		4			4
MIAMI COMMUNITY HEALTH CENTER INC		1	3	75%	4
SOUTH BAY CORRECTIONAL FACILITY			4	100%	4
LATCHER LABORATORY OF A O FOX MEMORIAL		2	2	50%	4
EPI			4	100%	4
Mill Valley Care Center		4			4
SOUTH MIAMI HOSPITAL		1	3	75%	4
MINNESOTA DEPARTMENT OF HEALTH LABORATORY	1		3	75%	4
CARENOW-LEBANON		2	2	50%	4
CVS NH2257POCT MANCHESTER		4			4
Willowbrooke Court at Country House		4			4
PM PEDIATRICS OF SELDEN PLLC		4			4
MAILBOX DIAGNOSTICS		2	2	50%	4
CVS PA258POCT MCKEES ROCKS		4			4
ADMERA HEALTH			4	100%	4
ANY LAB TEST FAST CORP		3	1	25%	4
EXPRESS TESTING-ONE			4	100%	4
FAMILY MEDICINE AT WATERMAN		4			4
ACCENT PHYSICIAN SPECIALISTS PA		4			4
SOUTHLAND SUITES OF LAKELAND			4	100%	4
Kroger 339 - The Little Clinic Highlands - Bardstown Road		4			4
EXCEL URGENT CARE OF NJ, LLC		2	2	50%	4
FLORIDA HOSPITAL ALTAMONTE		2	2	50%	4
RAS MEDICAL SOLUTIONS, LLC		3	1	25%	4
CVS CT718POCT ANSONIA		4			4
MINUTE CLINIC DIAGNOSTIC OF VIRGINIA, LLC #6292		3	1	25%	4
MORTON PLANT HOSPITAL - ADLER INSTITUTE OF LAB MEDICINE			4	100%	4
MEDEXPRESS URGENT CARE - KOKOMO		4			4
ST. MARY'S HOSPITAL			4	100%	4
WOMEN'S CARE FLORIDA, LLC		4			4
SANFORD SOUTH UNIVERSITY		4			4
ELEVATION DIAGNOSTICS		4			4
SOUTH FLORIDA RESEARCH ORGANIZATION			4	100%	4
PORT ORANGE NURSING & REHAB			4	100%	4
MINUTECLINIC DIAG OF IND, LLC #6472		4			4
MOBILE HEALTH MEDICAL SERVICES PC		4			4
BUCKINGHAM PLACE ALF		4			4
MINUTECLINIC OF NEVADA-2955 S FT APACH		4			4

COVID-19: testing by laboratory

Data through Apr 17, 2021 verified as of Apr 18, 2021 at 09:25 AM

Data in this report are provisional and subject to change.

The numbers in the table below represent the number of Florida and non-Florida residents for whom test results were received by the Department of Health. A person can be tested by more than one laboratory and can have both positive and negative results. **Therefore, the sum of the numbers in each column will be larger than the total number of people tested.**

Reporting lab	Inconclusive	Negative	Positive	Percent positive	Total
BAPTIST HEALTH MEDICAL CENTER			4	100%	4
L3HARRIS FAMILY MEDICAL CENTER			4	100%	4
SACRED HEART HEALTH SYSTEMS INC			4	100%	4
CVS GA5622POCT DALLAS		3	1	25%	4
NDX-CORE LAB			4	100%	4
SIGNATURE CARE MONTROSE		2	2	50%	4
GILCHRIST COUNTY HEALTH DEPT			4	100%	4
DEPARTMENT OF PATHOLOGY ROME MEMORIAL		3	1	25%	4
CVS OH2342POCT WEST CHESTER		3	1	25%	4
DR. G'S URGENT CARE			4	100%	4
CARE ONE PRIMARY CARE			4	100%	4
HARBORCHASE OF VILLAGES CROSSING			4	100%	4
RML PHARMACY PC		4			4
LIFE CARE HOME HEALTH SERVICES LLC		1	3	75%	4
CULLMAN REGIONAL MEDICAL CENTER		3	1	25%	4
MEDEXPRESS URGENT CARE MARTINSBURG		2	2	50%	4
MEDEXPRESS URGENT CARE - SOMERSET TOWNSHIP		4			4
CONSOLIDATED LABORATORY SERVICES			4	100%	4
NEXT BIO RESEARCH SERVICES, LLC		1	3	75%	4
Calusa Harbour			4	100%	4
BELLIN HEALTH LAB		1	3	75%	4
CVS MINUTE CLINIC DIAGNOSTIC MED GRP		4			4
FLORIDA HEALTH CARE PLANS STIRLING CENTER			4	100%	4
IMA MEDICAL CENTER OF OVIEDO			4	100%	4
PIEDMONT FAYETTE HOSPITAL		2	2	50%	4
HARBOUR ISLAND PEDIATRICS LLC			4	100%	4
NOT GIVEN		1	3	75%	4
BAYLOR ESOTERIC AND MOLECULAR LAB			4	100%	4
Kroger 124 - The Little Clinic University		3	1	25%	4
WYOMING PUBLIC HEALTH LAB			4	100%	4
EXTENDICARE HEALTH & REHAB CENTER		4			4
Millennium Nursing & Rehab Center		4			4
MD ANDERSON			4	100%	4
ADVENTHEALTH MEDICAL GROUP COMMUNITY MEDICINE		3	1	25%	4
LUVERNE HEALTH AND REHABILITATION		4			4
CVS IN5696POCT FORT WAYNE		4			4
CVS IL5797POCT CAROL STREAM		4			4
BIOTEST PLASMA CENTER		4			4
CENTERPLACE HEALTH, INC			4	100%	4
CVS MO5655POCT LIBERTY		1	3	75%	4
DELAWARE PUBLIC HEALTH LABORATORY		2	2	50%	4
CVS MA2297677CV BOSTON		4			4
FAMILY MEDICAL CLINIC HOMESTEAD, LLC			4	100%	4
FAMILY MEDICINE AT WINTER PARK			4	100%	4
BOND & STEELE CLINIC PA D/B/A BOND CLINIC PA		4			4
MONTANA DEPARTMENT OF PUBLIC HEALTH & HUMAN SERVICES			4	100%	4

COVID-19: testing by laboratory

Data through Apr 17, 2021 verified as of Apr 18, 2021 at 09:25 AM

Data in this report are provisional and subject to change.

The numbers in the table below represent the number of Florida and non-Florida residents for whom test results were received by the Department of Health. A person can be tested by more than one laboratory and can have both positive and negative results. **Therefore, the sum of the numbers in each column will be larger than the total number of people tested.**

Reporting lab	Inconclusive	Negative	Positive	Percent positive	Total
WOMACK ARMY MEDICAL CENTER			4	100%	4
CHILDREN'S MEDICAL GROUP		4			4
INDUSTRY LAB DIAGNOSTIC PARTNERS			4	100%	4
SONIC REFERENCE LABORATORY			4	100%	4
ELITE PRIMARY CARE OF WAYCROSS		1	3	75%	4
ACCESS RECOVERY SOLUTIONS LLC			4	100%	4
ADVENTHEALTH NEW SMYRNA BEACH COMMUNITY HEALTH			4	100%	4
ManorCare Health Services Camp Hill		4			4
SMOKY MOUNTAIN URGENT CARE AND FAMILY MEDICINE CENTER			4	100%	4
MEDEXPRESS URGENT CARE - TEAYS VALLEY		3	1	25%	4
CVS PA1193POCT JENKINTOWN		4			4
SHARP MEMORIAL HOSPITAL MICROBIOLOGY DEPT			4	100%	4
MEDAC AT PORTERS NECK			4	100%	4
DEPARTMENT OF HEALTH/ NEW YORK			4	100%	4
ARCPPOINT LABS OF FORT LAUDERDALE, FL CENTRAL		1	3	75%	4
JFK INTERNAL MEDICINE FACULTY PRACTICE		2	2	50%	4
NEMOURS CHILDREN'S CLINIC			4	100%	4
INFINITI LABS INC			4	100%	4
ST LUCIE COUNTY HEALTH DEPARTMENT		3	1	25%	4
Marian Manor, Inc		4			4
VA SALT LAKE CITY HCS		4			4
MEDEXPRESS URGENT CARE - BECKLEY		2	2	50%	4
MINUTE-CLINIC DIAGNOSTIC OF VIRGINIA, LLC #3949		4			4
ST LUKES HOSPITAL LABORATORY		2	2	50%	4
DERMATOLOGY SPECIALISTS OF FL - DR. JON WARD			4	100%	4
ARCPPOINT LABS OF ALTAMONTE SPRINGS		2	2	50%	4
Bethany Health and Rehab		4			4
BRENTWOOD SENIOR LIVING AT ST PETE			4	100%	4
PEACEHEALTH LABORATORIES		3	1	25%	4
Heartland of Boynton Beach			4	100%	4
CVS CT750POCT ENFIELD		4			4
ADVANCED URGENT CARE LLC		1	3	75%	4
CVS PA4000POCT INDIANA		4			4
Brookcrest Nursing Home		4			4
CAPTAIN JAMES A. LOVELL FEDERAL HEALTHCARE CENTER			4	100%	4
AIRCARE INTERNATIONAL		4			4
FHCP - ORMOND BEACH			4	100%	4
FLORIDA HEALTHCARE PLAN			4	100%	4
ELIZABETH CITY HEALTH & REHABILITATION		4			4
SKYLINE UROLOGY		4			4
CORIZON HEALTH INC			4	100%	4
HCR ManorCare Greentree		4			4
FLORIDA CANCER SPECIALISTS AND RESEARCH		2	2	50%	4
LAKELAND VOLUNTEERS IN MEDICINE INC		3	1	25%	4
MINUTECLINIC, LLC #5707		4			4
CVS OH3393POCT AURORA		3	1	25%	4

COVID-19: testing by laboratory

Data through Apr 17, 2021 verified as of Apr 18, 2021 at 09:25 AM

Data in this report are provisional and subject to change.

The numbers in the table below represent the number of Florida and non-Florida residents for whom test results were received by the Department of Health. A person can be tested by more than one laboratory and can have both positive and negative results. **Therefore, the sum of the numbers in each column will be larger than the total number of people tested.**

Reporting lab	Inconclusive	Negative	Positive	Percent positive	Total
MEDEXPRESS URGENT CARE - SOUTH PARKERSBURG		4			4
MEDEXPRESS URGENT CARE- FORT WORTH N T		4			4
VA OUTPATIENT PHARMACY			4	100%	4
URGENT CARE OF THE SMOKIES			4	100%	4
MEDEXPRESS URGENT CARE NORWIN		4			4
CENTRAL FLORIDA INTERNAL OCCUPATIONAL AND		4			4
BETTERMED URGENT CARE			4	100%	4
FLORIDA MEDICAL CENTER		1	3	75%	4
MINUTE CLINIC LLC #1831		4			4
STONE CLINICAL LABORATORIES OF FL LLC		4			4
Metro West Nursing and Rehab			4	100%	4
PREMIER PEDIATRICS LLC			4	100%	4
REVA INC			4	100%	4
CELEBRATION PEDIATRICS			4	100%	4
BETHPAGE EXTENDED HOURS CENTER		4			4
Sears Coastal Nursing and Rehab		4			4
AURORA BAYCARE UROLOGY			4	100%	4
SOMA MEDICAL CENTER PA #3 PALOMINO			4	100%	4
MEDEXPRESS URGENT CARE - EAST BRUNSWICK		4			4
MONTEFIORE MEDICAL CENTER LABS MONTEFIORE		3	1	25%	4
MEDEXPRESS URGENT CARE- ALLISON PARK		2	2	50%	4
DACH MAIN LAB			4	100%	4
TMH PHYSICIAN PARTNERS SOUTHWOOD		1	3	75%	4
PHYSICIANS QUALITY CARE			4	100%	4
MINUTECLINIC DIAGNOSTIC MED GRP OF SAN		3	1	25%	4
MINUTECLINIC LLC (2335)		3	1	25%	4
UNIVERSITY OF MIAMI STUDENT HEALTH SERVICE			4	100%	4
TARPON SPRINGS PEDIATRICS, LLC			4	100%	4
H/L of West Ashley Rehabilitation and Nursing Center		4			4
IVY CREEK URGENT CARE OF ENTERPRISE			4	100%	4
GENEVA GENERAL HOSPITAL LABORATORY		3	1	25%	4
FLORIDA MEDICAL CLINIC -INTERNAL MED DADE CITY			4	100%	4
Oak Creek Terrace		4			4
GOOD SAMARITAN HOSPITAL		2	2	50%	4
CAREMOUNT MEDICAL PC - BEDFORD URGENT		4			4
CVS NJ837POCT MARLTON		4			4
EXCEL URGENT CARE OF PARAMUS LLC		4			4
ADVENTHEALTH MEDICAL GROUP PEDIATRICS		1	3	75%	4
SARASOTA IMMEDIATE CARE			4	100%	4
GASTROENTEROLOGY ASSOC OF PENSACOLA, PA		2	2	50%	4
GRADY MEMORIAL HOSPITAL/MICRO			4	100%	4
WELLMED AT APOLLO BEACH BLVD		2	2	50%	4
CONSULATE HEATH CARE AT WEST ALTAMONTE			4	100%	4
PARKWAY DRUGS OF ONEIDA COUNTY NORTH I		3	1	25%	4
LEESBURG REGIONAL MEDICAL CENTER URGENT CARE			4	100%	4
HEALTH EXPRESS URGENT CARE		2	2	50%	4

COVID-19: testing by laboratory

Data through Apr 17, 2021 verified as of Apr 18, 2021 at 09:25 AM

Data in this report are provisional and subject to change.

The numbers in the table below represent the number of Florida and non-Florida residents for whom test results were received by the Department of Health. A person can be tested by more than one laboratory and can have both positive and negative results. **Therefore, the sum of the numbers in each column will be larger than the total number of people tested.**

Reporting lab	Inconclusive	Negative	Positive	Percent positive	Total
LAKE MARY PEDIATRICS			4	100%	4
PATIENT FIRST - ALLENTOWN			4	100%	4
GUTHRIE MEDICAL GROUP - CORNING		3	1	25%	4
WALGREENS #07034		4			4
Lakeside Oaks Care Center			4	100%	4
MEDEXPRESS URGENT CARE - WESTFIELD, E MAIN ST		3	1	25%	4
MEADOWS AT CYPRESS GARDENS, THE		3	1	25%	4
NEULIFE NEUROLOGICAL SERVICES LLC			4	100%	4
NHC HealthCare, Cookeville		4			4
HEALTHQUEST, INC		3	1	25%	4
GENUS DIAGNOSTICS			4	100%	4
Health Care Center of Jacksonville			4	100%	4
DEVANSH LAB WORKS		1	3	75%	4
MERCY HOSPITAL			4	100%	4
COMMUNITY HEALTH CENTER OF WEST PALM BEACH			4	100%	4
Kroger 895 - The Little Clinic Green Hills		4			4
CVS TX5807POCT PEARLAND		4			4
BELL-MINOR HOME		4			4
DTR LABS		3	1	25%	4
UNION CITY MANOR NURSING CENTER		4			4
Kroger 959 - The Little Clinic Carmel		4			4
UF HEALTH PATHOLOGY LABORATORIES			4	100%	4
MINUTECLINIC DIAGNOSTIC OF NORTH CARO		4			4
FLORENCE - HUNTSVILLE HOSPITAL URGENT CARE		3	1	25%	4
PALM BEACH CANCER INSTITUTE			4	100%	4
Crowne Health Care of Greenville		4			4
MIDDLETON PEDIATRICS			4	100%	4
LAKESIDE HOSPITAL BELLE GLADE			4	100%	4
PDL PHARMACY CORP			4	100%	4
CVS CA8850POCT HUNTINGTON BEACH		3	1	25%	4
DEPARTMENT OF HEALTH AND ENVIRONMENTAL CONTROL			4	100%	4
Georgiana Health and Rehabilitation, LLC		4			4
MOBIL LAB FOR ALL INC		4			4
CVS TX8387POCT AUSTIN		4			4
CLINICAL LABORATORIES OF THE BUFFALO		3	1	25%	4
MINUTECLINIC DIAGNOSTIC OF MICHIGAN, P		4			4
OMNICARE PHARMACY OF TEXAS 1		4			4
AFTER HOURS PEDS			4	100%	4
PINELLAS POINT NURSING AND REHAB			4	100%	4
MEDEXPRESS URGENT CARE - WILKES BARRE		3	1	25%	4
FLORIDA HEART AND VASCULAR			4	100%	4
REHABILITATION CENTER OF WINTER PARK, THE			4	100%	4
MEMORIAL HEALTHCARE SYSTEM		1	3	75%	4
ALVARO J DANGOND MD PA		4			4
BETHESDA HOSPITAL WEST BLOOD GAS LAB			4	100%	4
BRIGHAM AND WOMEN'S HOSPITAL			4	100%	4

COVID-19: testing by laboratory

Data through Apr 17, 2021 verified as of Apr 18, 2021 at 09:25 AM

Data in this report are provisional and subject to change.

The numbers in the table below represent the number of Florida and non-Florida residents for whom test results were received by the Department of Health. A person can be tested by more than one laboratory and can have both positive and negative results. **Therefore, the sum of the numbers in each column will be larger than the total number of people tested.**

Reporting lab	Inconclusive	Negative	Positive	Percent positive	Total
MARSHFIELD LABORATORIES			4	100%	4
CAREWELL 202			4	100%	4
STARMED FAMILY & URGENT CARE			4	100%	4
SIENA COLLEGE SPORTS MEDICINE CENTER		4			4
MEDEXPRESS URGENT CARE - WICHITA, S SENECA ST		2	2	50%	4
SOUTH FLORIDA PEDIATRIC PARTNERS			4	100%	4
CVS MA394POCT SEEKONK		4			4
MEDEXPRESS URGENT CARE - FORT SMITH		4			4
CVS OH6149POCT UPPER ARLINGTON		2	2	50%	4
ST JOSEPHS BEHAVIORAL HEALTH CENTER			4	100%	4
CARNEGIE HILL PEDIATRICS LLP		3	1	25%	4
LAKE FOREST PARK OP CO LLC		4			4
AIREVAC INTERNATIONAL		4			4
CVS SC2269POCT COLUMBIA		3	1	25%	4
Westminster Manor		3	1	25%	4
CVS TX3292POCT WYLIE		4			4
TRUE HEALTH- HOFFNER		3	1	25%	4
CVS MO4850POCT SPRINGFIELD		4			4
Chestnut Park Rehabilitation and Nursing Center		4			4
AIRPORT CLINIC			4	100%	4
MOUNT SINAI AVENTURA DIAGNOSTIC CENTER			4	100%	4
BUEN PASTOR MEDICAL CENTER, INC			4	100%	4
Kroger 186 - The Little Clinic Holiday Manor		3	1	25%	4
CVS OH4499POCT LYNDHURST		2	2	50%	4
ASCENSION ST VINCENT'S MEDICAL CENTER		3	1	25%	4
WASHINGTON STATE DEPARTMENT OF HEALTH PUBLIC HEALTH LABORATORIES			4	100%	4
BRANDON REGIONAL EMERGENCY CTR			4	100%	4
THE OASIS ALF		4			4
CRESTAR LABS		2	2	50%	4
CVS CA9963POCT SAN DIEGO		4			4
Hunterdon Medical Center Laboratory		4			4
PLAINVIEW PRIMARY CARE		4			4
WILLIAM A HINTON STATE LABORATORY INSTITUTE		1	3	75%	4
UNIVERSITY OF MICHIGAN		2	2	50%	4
CVS OH4300POCT STRONGSVILLE		4			4
Kroger 125 - The Little Clinic Castle Rock		3	1	25%	4
Crowne Health Care of Montgomery		4			4
OPTUM FLORIDA		3	1	25%	4
DEACONESS HOSPITAL			4	100%	4
HAVEN CUSTEAD CARE CENTER		1	3	75%	4
MINUTECLINIC DIAGNOSTIC OF OHIO #5060		4			4
BAPTIST HOSPITAL NURSING/PATIENT CARE			4	100%	4
ST JOSEPHS HOSPITAL PATHOLOGY LAB		3	1	25%	4
KENTUCKY CABINET FOR HEALTH AND FAMILY SERVICES			4	100%	4
ENCOMPASS HOME HEALTH		4			4
FISHERMEN'S HOSPITAL			4	100%	4

COVID-19: testing by laboratory

Data through Apr 17, 2021 verified as of Apr 18, 2021 at 09:25 AM

Data in this report are provisional and subject to change.

The numbers in the table below represent the number of Florida and non-Florida residents for whom test results were received by the Department of Health. A person can be tested by more than one laboratory and can have both positive and negative results. **Therefore, the sum of the numbers in each column will be larger than the total number of people tested.**

Reporting lab	Inconclusive	Negative	Positive	Percent positive	Total
MEDEXPRESS URGENT CARE, LANCASTER WEST		2	2	50%	4
BARTON MEMORIAL HOSPITAL		3	1	25%	4
VIDANT MEDICAL CENTER			4	100%	4
MEDEXPRESS URGENT CARE - EWING		4			4
MICHIGAN HEALTH CLINIC LABORATORIES		3	1	25%	4
MINUTECLINIC DIAGNOSTIC MED GRP OF ORA		3	1	25%	4
OPTUM OF RED ROAD		4			4
STANFORD HEALTH CARE ANATOMIC PATHOLOGY & CLINICAL LAB			4	100%	4
MOBILE URGENT CARE			4	100%	4
MAURY REGIONAL MEDICAL CENTER		4			4
APOPKA FAMILY HEALTH CENTER		3	1	25%	4
URGENT CARE - OCONEE		2	2	50%	4
GERALD CHAMPION REGIONAL MEDICAL CENTE		4			4
RIVER CITY MEDICAL ASSOCIATES INC			4	100%	4
UNIVERSITY OF WASHINGTON MEDICAL CENTER (UWMC) EMERGENCY DEPT.			4	100%	4
MID FLORIDA HEALTH INC			4	100%	4
BETHPAGE MEDICAL PLLC		4			4
ENGLE CENTER FOR HEALTH SERVICES		4			4
MALABAR FAMILY PRACTICE		1	3	75%	4
MEDFIRST URGENT CARE			4	100%	4
BLACK STALLION WALK IN AND EXERCISE CLINICS LLC		1	3	75%	4
SINAI PLAZA NURSING AND REHAB CENTER			4	100%	4
NHC HealthCare, Pulaski		4			4
YORK HOSPITAL: MICROBIOLOGY			4	100%	4
OHIO CVS STORES		3	1	25%	4
MEDICAL CENTER, THE		4			4
SIGNATURE CARE EMERGENCY CENTER		2	2	50%	4
MEMORIAL HEALTH CARE SYSTEMS			4	100%	4
POWERS PEDIATRICS			4	100%	4
CLINICAL ASSOCIATES OF ORLANDO LLC		4			4
RURAL/METRO MIDSOUTH,		4			4
REGIONAL MEDICAL LAB			4	100%	4
ASCENDI HOME HEALTH AGENCY INC			4	100%	4
CLINICAL CARE CENTER, INC			4	100%	4
PANCARE HEALTH - PONCE DE LEON			4	100%	4
CULLMAN REGIONAL URGENT CARE		3	1	25%	4
WESLEY CHAPEL INTERNAL MEDICINE AND PEDIATRICS			4	100%	4
LIVINGSTON COUNTY DEPT OF HEALTH REPRO			3	100%	3
BROOKDALE OAKBRIDGE		1	2	67%	3
NASSAU COUNTY HEALTH DEPARTMENT		3			3
CVS IL8750POCT CHICAGO		1	2	67%	3
OPP HEALTH AND REHABILITATION		3			3
CVS PHARMACY INC DBA CVS/PHARMACY #10908		3			3
THE CENTER FOR DISCOVERY		3			3
MAYO CLINIC BEACHES PRIMARY CARE CTR		3			3
EAST NAPLES PEDIATRICS			3	100%	3

COVID-19: testing by laboratory

Data through Apr 17, 2021 verified as of Apr 18, 2021 at 09:25 AM

Data in this report are provisional and subject to change.

The numbers in the table below represent the number of Florida and non-Florida residents for whom test results were received by the Department of Health. A person can be tested by more than one laboratory and can have both positive and negative results. **Therefore, the sum of the numbers in each column will be larger than the total number of people tested.**

Reporting lab	Inconclusive	Negative	Positive	Percent positive	Total
NORTH SHORE HOSP. INFECTION CONTROL			3	100%	3
CHILDREN'S HEALTHCARE OF ATLANTA		3			3
AFC URGENT CARE/FARRAGUT			3	100%	3
CVS NJ2508POCT MANALAPAN		3			3
Walgreens #5984		3			3
MID-FLORIDA PATHOLOGY LLC - MOBILE UNIT # 3		1	2	67%	3
WEST TN HEALTH MED NORTH		3			3
F W HUSTON MEDICAL CENTER SENIOR LIVIN		3			3
CVS KS676POCT LAWRENCE		2	1	33%	3
WEILL CORNELL MEDICAL ASSOCIATES - EAST SIDE		3			3
QUEST DIAGNOSTICS CLINICAL LABORATORIES INC		2	1	33%	3
LRHS Florida Poly Tech		3			3
ROYAL PALM RETIREMENT CENTRE		3			3
WEST COCOA PHARMACY			3	100%	3
CANOPY AT HARPER LAKE, THE			3	100%	3
HEALTH AND WELLNESS URGENT CARE LLC			3	100%	3
ALLIANCE LABS @LRMC			3	100%	3
SAN JUAN REGIONAL MEDICAL CENTER		3			3
MEDEXPRESS URGENT CARE - RUNNEMEDE		1	2	67%	3
WALGREENS #3811		1	2	67%	3
FELICIDAD MEDICAL CENTER INC			3	100%	3
PHYSICIANS MEDICAL CENTER		3			3
MARRA'S PHARMACY		3			3
BROOKDALE LAKE MARY			3	100%	3
Kings County Hospital Center			3	100%	3
FLORIDA MEDICAL ASSOCIATES		3			3
CVS IN6572POCT INDIANAPOLIS		3			3
INTERCOASTAL FAMILY PRATICE		1	2	67%	3
CLARA MAASS TRANSITIONAL CARE UNIT		3			3
CVS HEALTH, #5962		3			3
ALLIED PHYSICIANS GROUP PLLC		3			3
MISSISSIPPI CARE CENTER OF DEKALB LLC		3			3
MEDICAL CITY DALLAS HOSPITAL			3	100%	3
COVANCE CLS			3	100%	3
NORTHCREST MEDICAL CENTER		1	2	67%	3
NORTHWEST FLORIDA CLINICAL LAB		1	2	67%	3
CVS MA1006POCT BROCKTON		3			3
Kroger 571 - The Little Clinic Hendersonville		1	2	67%	3
Concordia Village of Tampa			3	100%	3
OPTUM PRIMARY CARE - SILVER LAKES			3	100%	3
PARRISH MEDICAL CENTER-WAIVED TESTING		3			3
PUBLIC HEALTH TRUST OF MIAMI DADE COUNTY			3	100%	3
HUMC		1	2	67%	3
Fort Gaines Health and Rehab		3			3
FAMILY CARE SPECIALISTS OF ORLANDO			3	100%	3
SURETOX LABORATORY LLC		2	1	33%	3

COVID-19: testing by laboratory

Data through Apr 17, 2021 verified as of Apr 18, 2021 at 09:25 AM

Data in this report are provisional and subject to change.

The numbers in the table below represent the number of Florida and non-Florida residents for whom test results were received by the Department of Health. A person can be tested by more than one laboratory and can have both positive and negative results. **Therefore, the sum of the numbers in each column will be larger than the total number of people tested.**

Reporting lab	Inconclusive	Negative	Positive	Percent positive	Total
WALGREENS #07502		3			3
VIRGINIA DIVISION OF CONSOLIDATED LABORATORIES			3	100%	3
TRINITY PEDIATRICS			3	100%	3
CLINICAL CARE ASSOCIATES, INC			3	100%	3
Florida Baptist Retirement Center		1	2	67%	3
MINUTECLINIC DIAG OF IND, LLC #6908		3			3
MEMORIAL HERMANN CONSOLIDATED LABORATORY SERVICES			3	100%	3
PEDIATRICS BY THE SEA JOG RD OFFICE			3	100%	3
NASSAU COUNTY HEALTH DEPARTMENT-FERNANDINA BEACH C		3			3
NORTHWELL HEALTH			3	100%	3
NORTH CAROLINA DEPT OF HEALTH & HUMAN SRVCS STATE LAB OF PUBLIC HEALTH			3	100%	3
MEDEXPRESS URGENT CARE - HACKETTSTOWN		2	1	33%	3
MINUTECLINIC, LLC #07876		2	1	33%	3
Kroger 388 - The Little Clinic Braelinn Village		3			3
GINKGO-IXLAYER		3			3
CARESPOT-WELLINGTON			3	100%	3
ACL LABORATORIES INDUSTRIAL TOXICOLOGY			3	100%	3
MONTANA PUBLIC HEALTH LAB			3	100%	3
MEDEXPRESS URGENT CARE-CHIPPEWA		2	1	33%	3
VA PRIMARY CARE ANNEX			3	100%	3
VELOCITY CARE			3	100%	3
Wynfield Park Health and Rehabilitation		3			3
THE OASIS BEACHSIDE		3			3
EXPEDIAN URGENT CARE			3	100%	3
MINUTECLINIC DIAGNOSTIC OF OHIO #6192		3			3
Granville Center	1	2			3
ADVENTHEALTH SEBRING- INFECTION CONTROL DEPARTMENT			3	100%	3
Cleveland Clinic Weston			3	100%	3
ISLAND NURSING HOME		2	1	33%	3
MURFREESBORO MEDICAL CLINIC		3			3
MINUTECLINIC DIAGNOSTIC OF VIRGINIA, LLC #392		3			3
CVS TX2876POCT PROSPER		3			3
CVS NV8784POCT LAS VEGAS		2	1	33%	3
MEDEXPRESS URGENT CARE-ARLINGTON		2	1	33%	3
BOONES CREEK URGENT CARE		1	2	67%	3
ERIE COUNTY PUBLIC HEALTH CLINICAL		3			3
Medilodge of Montrose		3			3
MEDEXPRESS URGENT CARE - JEANNETTE		3			3
Birchaven		3			3
PROPATH			3	100%	3
YATES COUNTY PUBLIC HEALTH		3			3
SCIENTIFIC LABORATORY DIVISION			3	100%	3
HARBORCHASE OF STUART			3	100%	3
CHILDREN'S HEALTHCARE OF ATLANTA AT EG		3			3
CARENOW-ATASCOCITA			3	100%	3
CENTURY LINK SPORTS COMPLEX			3	100%	3

COVID-19: testing by laboratory

Data through Apr 17, 2021 verified as of Apr 18, 2021 at 09:25 AM

Data in this report are provisional and subject to change.

The numbers in the table below represent the number of Florida and non-Florida residents for whom test results were received by the Department of Health. A person can be tested by more than one laboratory and can have both positive and negative results. **Therefore, the sum of the numbers in each column will be larger than the total number of people tested.**

Reporting lab	Inconclusive	Negative	Positive	Percent positive	Total
ADVENT HEALTH MEDICAL GROUP FAMILY MEDICINE			3	100%	3
BROOME COUNTY HEALTH DEPARTMENT		2	1	33%	3
EAST TENNESSEE CHILDREN'S HOSPITAL		2	1	33%	3
AFC URGENT CARE GUNBARREL			3	100%	3
CVS CA9485POCT MISSION VIEJO		3			3
UC CORAL GABLES		1	2	67%	3
US SPECIALTY LABS			3	100%	3
SERENADES BY SONATA		1	2	67%	3
GULF COAST IMMEDIATE CARE CENTER		1	2	67%	3
WINDSOR AT OCALA		2	1	33%	3
NAVAL HOSPITAL CAMP PENDLETON			3	100%	3
MEDEXPRESS URGENT CARE, HERMITAGE		1	2	67%	3
MEDEXPRESS URGENT CARE-CLOQUET		3			3
WAL-MART STORES EAST LP		2	1	33%	3
VALHALLA MEDICS		3			3
WHOLE CHILD PEDIATRICS			3	100%	3
RIVERSIDE METHODIST HOSPITAL LAB			3	100%	3
CORNERSTONE DRUG AND GIFT INC		3			3
AZALEALAND NURSING HOME		3			3
Kroger 768 - The Little Clinic Leestown Rd		2	1	33%	3
AMI ST FRANCIS HOSPITAL LABORATORY		2	1	33%	3
WELLSTAR URGENT CARE SHALLOWFORD		1	2	67%	3
PEDIATRICS AND ADOLESCENT MEDICINE		2	1	33%	3
FLORIDA MENTOR-POINT WEST CLUSTER		3			3
WALGREENS #10264		3			3
HEALGEN SCIENTIFIC			3	100%	3
TRUE HEALTH - LAKE UNDERHILL		3			3
CVS NE5714POCT OMAHA		2	1	33%	3
NORTH NAPLES HOSPITAL RESPIRATORY THERAPY DEPARTMENT			3	100%	3
CUMBERLAND MEDICAL CENTER INC		3			3
ALLEGHENY GENERAL HOSPITAL			3	100%	3
CVS MA217POCT TEWKSBURY		3			3
MEDEXPRESS URGENT CARE GREENSBURG		2	1	33%	3
UNIVERSITY URGENT CARE			3	100%	3
Broadview Multi-Care Center		3			3
GREENTREE MEDICAL CENTER			3	100%	3
BAPTIST PRIMARY CARE, INC.		2	1	33%	3
JERSEY IRISH MEDICAL (DBA AFC URGENT C		2	1	33%	3
PANCARE HEALTH - FRANKLIN CO			3	100%	3
URGENT DOC - URGENT CARE CLINIC			3	100%	3
ADVANCED PEDIATRICS			3	100%	3
HEALTH EXPRESS		3			3
DOCTORS HOSPITAL RENAISSANCE			3	100%	3
NEW GEN LABS			3	100%	3
FLORIDA GASTROENTEROLOGY ASSOCIATES PA		3			3
CVS NJ1927POCT GREEN BROOK		3			3

COVID-19: testing by laboratory

Data through Apr 17, 2021 verified as of Apr 18, 2021 at 09:25 AM

Data in this report are provisional and subject to change.

The numbers in the table below represent the number of Florida and non-Florida residents for whom test results were received by the Department of Health. A person can be tested by more than one laboratory and can have both positive and negative results. **Therefore, the sum of the numbers in each column will be larger than the total number of people tested.**

Reporting lab	Inconclusive	Negative	Positive	Percent positive	Total
RICHMOND CITY DEPARTMENT OF PUBLIC HEALTH			3	100%	3
WALGREENS # 09788		3			3
VICAR'S LANDING NURSING HOME		2	1	33%	3
MINUTECLINIC DIAGNOSTIC OF PA LLC		3			3
CROWNE HEALTH CARE OF FORT PAYNE		2	1	33%	3
PIEDMONT ROCKDALE HOSPITAL		2	1	33%	3
PREMIER MOBILE HEALTH SERVICES, LLC		1	2	67%	3
ESTERO FIRE RESCUE		3			3
CVS IL2297144CV CHICAGO		3			3
FOUR WINDS BEHAVIORAL HEALTH		3			3
EMERALD TRACE		3			3
FREDERICK MEMORIAL HOSPITAL			3	100%	3
APEX CLINICAL LABORATORIES INC		3			3
AFFORDABLE PRIMARY CARE LLC		3			3
USCG ABBOTT BINAXNOW		2	1	33%	3
CGH MEDICAL CENTER			3	100%	3
CVS MA654POCT ACTON		3			3
ST. PETERSBURG PEDIATRICS- 38TH AVENUE			3	100%	3
WALGREENS #05477		3			3
CVS CT288POCT BRISTOL		2	1	33%	3
CVS NC7548POCT FUQUAY VARINA		2	1	33%	3
JS HEALTHCARE		2	1	33%	3
HOUSTON METHODIST HOSPITAL			3	100%	3
OLYMPUS HEALTH AND PERFORMANCE			3	100%	3
SOFTCELL L-FORM LABORATORIES, LLC			3	100%	3
SOFTLAB			3	100%	3
LOYOLA UNIVERSITY MEDICAL CENTER LABORATORY			3	100%	3
CVS MO5727POCT PLATTE CITY		3			3
HOLY CITY MED URGENT CARE			3	100%	3
CVS IL8753POCT CHICAGO		3			3
HALIFAX HEALTH CARE FOR WOMEN		3			3
MEDEXPRESS URGENT CARE - CHERRY HILL		3			3
KISSIMMEE URGENT CARE		3			3
CVS MA920POCT CLINTON		3			3
RIGHT AT HOME			3	100%	3
PRIMARY CARE CENTER OF LAKE CITY, THE			3	100%	3
YORK HOSPITAL - LABORATORY			3	100%	3
ALOHA HOME CARE LLC DBA ACCENTCARE HOME HEALTH OF		3			3
NEBRASKA DEPARTMENT OF HEALTH AND HUMAN SERVICES			3	100%	3
SPRING LAKE REHABILITATION CENTER			3	100%	3
COVENANT PEDIATRICS		1	2	67%	3
Lakeview Village		3			3
EASTERN NEW MEXICO MEDICAL CENTER		3			3
EVERGREEN WOODS HEALTH & REHAB CENTER		2	1	33%	3
Glenview Terrace Nursing Center		3			3
MEDICAL CENTER OF CENTRAL GEORGIA			3	100%	3

COVID-19: testing by laboratory

Data through Apr 17, 2021 verified as of Apr 18, 2021 at 09:25 AM

Data in this report are provisional and subject to change.

The numbers in the table below represent the number of Florida and non-Florida residents for whom test results were received by the Department of Health. A person can be tested by more than one laboratory and can have both positive and negative results. **Therefore, the sum of the numbers in each column will be larger than the total number of people tested.**

Reporting lab	Inconclusive	Negative	Positive	Percent positive	Total
SKIPPACK MEDICAL LAB			3	100%	3
CVS CA9858POCT SANTA CLARITA		3			3
HOCHBERG LOWER SCHOOL		3			3
RCA LABORATORY SERVICES LLC			3	100%	3
IOWA DEPARTMENT OF PUBLIC HEALTH			3	100%	3
SSM HEALTH ST LOUIS MICROBIOLOGY LABORATORY		1	2	67%	3
HIALEAH SHORES NURSING AND		2	1	33%	3
WALGREENS NO 19542		3			3
CVS IN6605POCT INDIANAPOLIS		2	1	33%	3
HEPATOLOGY DIAGNOSTIC LAB			3	100%	3
Rosedale Green		3			3
CVS GA5637POCT VILLA RICA		3			3
ALABAMA DEPT PUBLIC HEALTH			3	100%	3
LOCH HAVEN PEDIATRICS			3	100%	3
RAJ K PAI MD PA			3	100%	3
PICHARDO CLINIC, THE		1	2	67%	3
MARLBORO URGENT CARE		3			3
CVS TX7675POCT RED OAK		1	2	67%	3
24TH WEAPONS OF MASS DESTRUCTION - CIVIL SUPPORT		3			3
CVS AZ9290POCT PHOENIX		3			3
JOHN KNOX MANOR INC II		2	1	33%	3
PRECIDENT FLORIDA		3			3
GENDERXPRESS/PICTURE ME PERFECT IMAGING			3	100%	3
MEDIC INFUSION PA		3			3
MEDEXPRESS URGENT CARE-BLOOMFIELD AVEN		2	1	33%	3
HOUSTON MEDICAL CENTER			3	100%	3
COMMUNITY MEDICAL CENTER			3	100%	3
TMH PHYSICIAN PARTNERS BLOUNTSTOWN			3	100%	3
ESCO DRUG CO INC		3			3
MEDEXPRESS URGENT CARE - ROCKAWAY		3			3
CROSSVILLE MEDICAL GROUP		1	2	67%	3
Lebanon VAMC		2	1	33%	3
Kroger 592 - The Little Clinic Alexander Plaza		2	1	33%	3
Hackensack Univ Medical Center At Pasc		2	1	33%	3
FLORIDA LABORATORY ANALYSIS, LLC			3	100%	3
SOUTHEAST GEORGIA HEALTH SYSTEM BRUNS		3			3
MARYWOOD NURSING CARE CENTER		3			3
PHYSICIANS CARE INC		1	2	67%	3
LAHEY CLINIC MEDICAL CENTER			3	100%	3
CAMPAZZI CONCIERGE MEDICAL SERVICES		2	1	33%	3
BAPTIST OUTPATIENT SERVICES			3	100%	3
TMH REHABILITATION CENTER		3			3
MAYO		1	2	67%	3
FLORIDA HOSPITAL PHYSICIANS GROUP		1	2	67%	3
MARYLAND STATE DEPT OF HEALTH	2		1	33%	3
LPG PEDIATRICS AT LEHIGH ACRES		2	1	33%	3

COVID-19: testing by laboratory

Data through Apr 17, 2021 verified as of Apr 18, 2021 at 09:25 AM

Data in this report are provisional and subject to change.

The numbers in the table below represent the number of Florida and non-Florida residents for whom test results were received by the Department of Health. A person can be tested by more than one laboratory and can have both positive and negative results. **Therefore, the sum of the numbers in each column will be larger than the total number of people tested.**

Reporting lab	Inconclusive	Negative	Positive	Percent positive	Total
PRISMA HEALTH MIDLANDS			3	100%	3
OLEAN GENERAL HOSPITAL		3			3
STARLING AT SAN JOSE			3	100%	3
MEDEXPRESS URGENT CARE-SELINGSGROVE		2	1	33%	3
ACCESS LABORATORIES LLC			3	100%	3
SUMMIT MEDICAL GROUP - WEST ORANGE		3			3
THE PATHOLOGY LABORATORY		1	2	67%	3
NC STATE LABORATORY OF PUBLIC HEALTH		3			3
MINUTECLINIC DIAGNOSTIC OF NEW MEXICO LLC #7552		3			3
CVS SC5471POCT LEXINGTON		2	1	33%	3
GROVES CENTER			3	100%	3
BETHESDA HOSPITAL EAST BLOOD GAS LAB			3	100%	3
DOUGLASVILLE NURSING AND REHABILITATIO		3			3
NEMOURS CHILDRENS PRIMARY CARE MAITLAND			3	100%	3
HELIX BIOMEDICS LLC			3	100%	3
BNC Medical Investors, LLC Berrien Nursing & Rehabilitation Center		3			3
JOJAN PHARMA INC		3			3
PROHEALTH PRIMARY CARE - GLEN OAKS		3			3
CELEBRATION PRIMARY CARE ASSOCIATES LLC		3			3
CLINICA HISPANIA			3	100%	3
FULGENT GENETICS HOUSTON		3			3
Kroger 448 - The Little Clinic Mason		3			3
BLACKWATER RIVER			3	100%	3
The Good Shepherd		3			3
NASON HOSPITAL			3	100%	3
Good Samaritan Society - Fairfield Glade		3			3
ASPEN VALLEY HOSPITAL			3	100%	3
Kroger 522 - The Little Clinic Gahanna		2	1	33%	3
CTRS			3	100%	3
BROOKDALE ALTAMONTE SPRINGS			3	100%	3
CVS M08555POCT KANSAS CITY		3			3
NEBRASKA MEDICAL CENTER			3	100%	3
MEDEXPRESS URGENT CARE, HANOVER		2	1	33%	3
Kroger 635 - The Little Clinic Dacula		3			3
COMMUNITY HEALTH CENTERS OF PINELLAS, INC		1	2	67%	3
CVS OK6225POCT EDMOND		3			3
CVS AZ7263POCT PHOENIX		3			3
PENSACOLA MEDICAL CLINIC LLC			3	100%	3
CVS AZ7841POCT TUCSON		3			3
STRINGFELLOW MEMORIAL HOSPITAL		3			3
THOMAS LANGLEY			3	100%	3
BARONESS ERLANGER HOSPITAL		3			3
MINUTECLINIC, LLC #05891		2	1	33%	3
CRISP REGIONAL HOSPITAL		3			3
AVANTE INVERNESS		1	2	67%	3
TIFTON CARECONNECT URGENT CARE			3	100%	3

COVID-19: testing by laboratory

Data through Apr 17, 2021 verified as of Apr 18, 2021 at 09:25 AM

Data in this report are provisional and subject to change.

The numbers in the table below represent the number of Florida and non-Florida residents for whom test results were received by the Department of Health. A person can be tested by more than one laboratory and can have both positive and negative results. **Therefore, the sum of the numbers in each column will be larger than the total number of people tested.**

Reporting lab	Inconclusive	Negative	Positive	Percent positive	Total
MED FUSION			3	100%	3
GARCIA MORALES NELSON			3	100%	3
SOMA MEDICAL CENTER PA #3 GREENACRES			3	100%	3
VIRTUA MEMORIAL HOSPITAL BURLINGTON COUNTY		1	2	67%	3
ACCESS HEALTH CARE		2	1	33%	3
MINUTECLINIC DIAG OF IND, LLC #5369		2	1	33%	3
BASCOM PALMER EYE INSTITUTE			3	100%	3
GREATER MOBILE URGENT CARE - SPRINGHILL			3	100%	3
QUALITY LABORATORY SERVICE		2	1	33%	3
OPENTRONS PRL		2	1	33%	3
UNIVERSITY OF KANSAS MEDICAL CENTER			3	100%	3
CVS TX7825POCT FRISCO		2	1	33%	3
Edward Hines, Jr. VA Hospital		2	1	33%	3
SPARROW CENTRAL LAB			3	100%	3
MT CARMEL PHARMACY INC		3			3
EXETER HOSPITAL		3			3
EASTMAN HEALTHCARE & REHAB		3			3
NOVA SOUTHEASTERN UNIVERSITY		2	1	33%	3
JUPITER INTERNAL MEDICINE AND ASSOCIATES			3	100%	3
Kroger 758 - The Little Clinic Providence		3			3
FLORIDA HOSPITAL LABORATORIES		3			3
CVS RI326POCT NORTH SMITHFIELD		3			3
CVS PA1657POCT YORK		2	1	33%	3
MINUTECLINIC DIAGNOSTIC OF TEXAS, LLC #7435		2	1	33%	3
CAPTIAL REGIONAL MEDICAL CENTER			3	100%	3
CVS AZ1720POCT QUEEN CREEK		3			3
ATLANTIS OUTPATIENT CENTER		3			3
NEMOURS CHILDREN'S URGENT CARE LAKE NONA			3	100%	3
GONZALEZ MD AND ASWAD MD HEALTH SERVICES			3	100%	3
KIDSVILLE PEDIATRICS IV PA		1	2	67%	3
WOODMARK AT UPTOWN ASSISTED LIVING		3			3
Greystone Health Care Center		3			3
MEDEXPRESS-HOUSTON EAST FWY		1	2	67%	3
MCGUFFEY HEALTH CARE CENTER INC		3			3
LEE MEMORIAL HOSPITAL BLOOD GAS LAB			3	100%	3
LINCOLN MEDICAL CENTER		3			3
CABELL HUNTINGTON HOSPITAL CLINICAL LAB			3	100%	3
ADVENTHEALTH WATERMAN COMMUNITY CLINIC			3	100%	3
CROSSROADS URGENT CARE PLLC		3			3
CENTRAL DUPAGE HOSPITAL			3	100%	3
UNITY HEALTH AND REHABILITATION CENTER			3	100%	3
ORCHID COVE DAYTONA			3	100%	3
UHEALTH JACKSON URGENT CARE - CUTLER BAY		1	2	67%	3
GEISINGER COMMUNITY MEDICAL CENTER			3	100%	3
HOMELAND CENTER		3			3
PROMPT CARE OF CENTRAL FLORIDA LLC			3	100%	3

COVID-19: testing by laboratory

Data through Apr 17, 2021 verified as of Apr 18, 2021 at 09:25 AM

Data in this report are provisional and subject to change.

The numbers in the table below represent the number of Florida and non-Florida residents for whom test results were received by the Department of Health. A person can be tested by more than one laboratory and can have both positive and negative results. **Therefore, the sum of the numbers in each column will be larger than the total number of people tested.**

Reporting lab	Inconclusive	Negative	Positive	Percent positive	Total
MEDEXPRESS URGENT CARE - NORTH LITTLE		2	1	33%	3
MEMORIAL HERMANN			3	100%	3
UNIVERSITY HEALTH SERVICES RIVER CAMPUS		2	1	33%	3
FLAGLER FAMILY MEDICINE PA			3	100%	3
DOCTOR 4 U CLINIC		1	2	67%	3
CVS PA7611POCT ALLISON PARK		3			3
Kroger 627 - The Little Clinic Castleberry		2	1	33%	3
AUSTIN PUBLIC HEALTH			3	100%	3
BAYSTATE MEDICAL CENTER		1	2	67%	3
LIFEGUARD AMBULANCE SERVICE LLC - BAY COUNTY			3	100%	3
ORLANDO AIRPORT DIALYSIS		3			3
PREMIER FAMILY AND SPORTS MEDICINE		2	1	33%	3
Huntington Health Care and Rehabilitation Center		3			3
MEDEXPRESS URGENT CARE - LITTLE ROCK		2	1	33%	3
SEMINOLE FAMILY HEALTH CENTER		3			3
HILLVIEW LABORATORY			3	100%	3
PREMIER CLINICAL RESEARCH INSTITUTE INC			3	100%	3
CAREHERE LLC			3	100%	3
Kroger 093 - The Little Clinic Stapleton		2	1	33%	3
Gracemore Nursing and Rehab		3			3
MEDEXPRESS URGENT CARE - CEDAR KNOLLS		3			3
TERRACE OF ST CLOUD, THE		2	1	33%	3
Grandview Health Care Center		3			3
SOUTH COUNTY MENTAL HEALTH CENTER INC			3	100%	3
MEDEXPRESS URGENT CARE - RICHMOND, W BROAD ST		3			3
CVS MA1945POCT HANOVER		3			3
SUNDALE NURSING HOME		3			3
MID FLORIDA CLINICAL LABORATORY		2	1	33%	3
NORTHERN LIGHT LABORATORY		1	2	67%	3
MEDEXPRESS URGENT CARE - DANVILLE		3			3
Westside Terrace		3			3
EFFINGHAM HOSP, INC, DBA EFFINGHAM HEALTH		3			3
IMMERSION RESIDENTIAL LLC			3	100%	3
CERTIVIA LABORATORIES			3	100%	3
SANFORD MOBILE LAB			3	100%	3
FRESENIUS KIDNEY CARE			3	100%	3
ADVANCED MEDICAL RESEARCH CENTER LLC			3	100%	3
TRISTAR WELLNESS, LLC		3			3
ADVENTHEALTH MEDICAL GROUP PEDIATRICS AT APOPKA		3			3
PEDIATRICS IN NORTH FLORIDA PA			3	100%	3
2412 LEBANON PIKE		2	1	33%	3
ADVANCED URGENT CARE CENTER OF THE UPPER KEYS		1	2	67%	3
AKRON GENERAL MEDICAL CENTER MAIN		3			3
ACCESS 365 URGENT CARE LLC		1	2	67%	3
CVS MO10151POCT SPRINGFIELD		2	1	33%	3
INTERNAL MEDICINE AND WOUND CARE SPECIALIST LLC		3			3

COVID-19: testing by laboratory

Data through Apr 17, 2021 verified as of Apr 18, 2021 at 09:25 AM

Data in this report are provisional and subject to change.

The numbers in the table below represent the number of Florida and non-Florida residents for whom test results were received by the Department of Health. A person can be tested by more than one laboratory and can have both positive and negative results. **Therefore, the sum of the numbers in each column will be larger than the total number of people tested.**

Reporting lab	Inconclusive	Negative	Positive	Percent positive	Total
Englewood Health and Rehab			3	100%	3
ADVICE FOR OPTIMAL WELLNESS, INC			3	100%	3
MEDEXPRESS URGENT CARE-WILKINS TOWNSHIP, WILLIAM PENN HIGHWAY		3			3
CCRX OF NORTH CAROLINA, LLC		2	1	33%	3
LEESBURG COMMUNITY HEALTH CENTERS			3	100%	3
CATSKILL REGIONAL MEDICAL CENTER		3			3
MINUTECLINIC DIAGNOSTIC, PA		3			3
SOLERA SPECIALTY PHARMACY LLC		2	1	33%	3
CVS IN6551POCT MOORESVILLE		3			3
320 S TRANSIT ST		3			3
ONSLow MEMORIAL HOSPITAL LABORATORY		3			3
MIDWAY SPECIALTY CARE RX LLC		1	2	67%	3
RAPID CITY RUGENT CARE			3	100%	3
CVS NE8616POCT LINCOLN		1	2	67%	3
TEMPUS_LABS			3	100%	3
AVALON MEDICAL GROUP		1	2	67%	3
BAPTIST HEALTH SURGERY CENTER AT NORTHPOINT			3	100%	3
CVS SC4382POCT SPARTANBURG		3			3
MEDEXPRESS URGENT CARE, BELLE VERNON		3			3
CVS CA9103POCT ESCONDIDO		3			3
VIRGINIA DEPARTMENT OF HEALTH DIVISION OF			3	100%	3
Mitchell Hollingsworth Nursing and Rehab		3			3
ADVENTHEALTH IMAGING LAKE NONA		1	2	67%	3
SUN TERRACE HEALTH CARE CENTER			3	100%	3
INTERNAL MEDICINE & PEDIATRICS WELLNESS CENTER			3	100%	3
Maryfield Inc. dba Pennybyrn		3			3
CORTLAND COUNTY HEALTH DEPARTMENT		3			3
TARRANT COUNTY PUBLIC HEALTH		3			3
NATIONAL JEWISH HEALTH			3	100%	3
DASCENA LAB			3	100%	3
MEDEXPRESS URGENT CARE, CHAMBERSBURG		2	1	33%	3
NEW YORK STATE DEPARTMENT OF HEALTH		1	2	67%	3
MINUTECLINIC DIAG OF IND, LLC #6483		1	2	67%	3
COASTAL SKIN SURGERY AND DERMATOLOGY PL		3			3
Kroger 387 - The Little Clinic Hubbards Lane		3			3
HOPE HEALTH CARE, LLC		3			3
FIRST CARE - MIDDLESBORO			3	100%	3
CVS OH4359POCT HUDSON		3			3
NEMOURS CHILDRENS PRIMARY CARE HORIZON WEST			3	100%	3
CALLE OCHO DIALYSIS			3	100%	3
NOVANT HEALTH PRESBYTERIAN		2	1	33%	3
CVS CA9823POCT SACRAMENTO		3			3
BRADENTON PHYSICIAN MEDICAL CENTER			3	100%	3
CVS NJ715POCT WAYNE		3			3
GUTHRIE CORNING HOSPITAL LABORATORY		3			3
SCHIFF CENTER FOR LIVER DISEASES		1	2	67%	3

COVID-19: testing by laboratory

Data through Apr 17, 2021 verified as of Apr 18, 2021 at 09:25 AM

Data in this report are provisional and subject to change.

The numbers in the table below represent the number of Florida and non-Florida residents for whom test results were received by the Department of Health. A person can be tested by more than one laboratory and can have both positive and negative results. **Therefore, the sum of the numbers in each column will be larger than the total number of people tested.**

Reporting lab	Inconclusive	Negative	Positive	Percent positive	Total
BOLING, STEPHANIE		3			3
CVS PA7132POCT THORNDALE		3			3
COOPER UNIVERSITY HOSPITAL LABORATORY		2	1	33%	3
CVS TX19POCT SPRING		3			3
BAPTIST PRIMARY CARE FERNANDINA BEACH			3	100%	3
MINUTECLINIC DIAGNOSTIC PA #3344		3			3
CARECENTER PHARMACY, LLC		3			3
SOUTHCARE PHARMACY INC		1	2	67%	3
NYU WINTHROP LABORATORY		3			3
MINUTECLINIC DIAGNOSTIC OF NEVADA-9586		2	1	33%	3
SINAI POST ACUTE NURSING AND REHAB CE		3			3
VA OUTPATIENT CLINIC-NEW PORT RICHEY			3	100%	3
Bainbridge Health and Rehab		3			3
ROANE MEDICAL CENTER		2	1	33%	3
GYN PATH SERVICES			3	100%	3
THE DOCTOR'S OFFICE OF WEST CALDWELL		3			3
SCRIPPS CLINIC MEDICAL			3	100%	3
MEDEXPRESS URGENT CARE - LAWRENCE		3			3
TIEHH BIOTERRORISM RESPONSE LAB			3	100%	3
UVA HEALTH SYSTEM MEDICAL LABORATORIES			3	100%	3
THE DOCTORS OFFICE OF BRICK, LLC		3			3
MANORCARE NURSING & REHABILITATION CENTER-NAPLES		3			3
MEDEXPRESS URGENT CARE - WHEELING		2	1	33%	3
CVS IL2798POCT CHICAGO		1	2	67%	3
MUNSON MEDICAL CENTER			3	100%	3
TAYLOR MANOR		1	2	67%	3
NEXTCARE WYOMING LLC			3	100%	3
EMORY CRAWFORD LONG HOSPITAL			3	100%	3
SOUTH LAKE FAMILY HEALTH CENTER			3	100%	3
St. Josephs Hospital		1	2	67%	3
BROADWAY HEALTH FLORIDA MEDICAL CLINIC URGENT CARE			3	100%	3
OMNI HEALTHCARE INC		1	2	67%	3
IP BOISE 1		2	1	33%	3
C19 LABS			3	100%	3
DEBORAH HEART AND LUNG CENTER		3			3
COMMUNICABLE DISEASE CONTROL/PUBLIC HEALTH EMERGENCY PREPAREDNESS			3	100%	3
CVS MI8091POCT FRASER		2	1	33%	3
LUCID LABORATORY SERVICES		3			3
MEDEXPRESS URGENT CARE - TOPEKA, SW WANAMAKER RD		3			3
SOUTHEASTERN IMMEDIATE CARE- MILLEDGEVILLE GA			3	100%	3
UHEALTH CORAL SPRINGS			3	100%	3
HELIX URGENT CARE			3	100%	3
NORTHEAST FLORIDA INTERNAL MEDICINE PA		3			3
CVS SC2497POCT LEXINGTON		3			3
PATHOLOGY REFERENCE LAB LLC			3	100%	3
LIFE CARE CENTER OF SKAGIT VALLEY		3			3

COVID-19: testing by laboratory

Data through Apr 17, 2021 verified as of Apr 18, 2021 at 09:25 AM

Data in this report are provisional and subject to change.

The numbers in the table below represent the number of Florida and non-Florida residents for whom test results were received by the Department of Health. A person can be tested by more than one laboratory and can have both positive and negative results. **Therefore, the sum of the numbers in each column will be larger than the total number of people tested.**

Reporting lab	Inconclusive	Negative	Positive	Percent positive	Total
JACKSONVILLE VA OPC			3	100%	3
MINUTECLINIC DIAGNOSTIC MEDICAL		3			3
Michael J Crescenz VA Outpatient Dialysis Center		3			3
WYOMING DEPT OF HEALTH			3	100%	3
Arbors at Marietta		3			3
ADVANCE FAMILY PRACTICE LLC□			3	100%	3
PLANT CITY FAMILY CARE		3			3
FAMILY FIRST PEDIATRICS			3	100%	3
CVS OH2486POCT NILES		1	2	67%	3
CVS IN6757POCT COLUMBUS		3			3
TUFTS MEDICAL CENTER			3	100%	3
OHIO HEALTH DOCTORS HOSPITAL			3	100%	3
CONCENTRA - PLANTATION		3			3
CVS OH6164POCT DELAWARE		3			3
CHEROKEE COUNTY HEALTH AND REHAB CENTER		3			3
CORMEUM LAB SERVICES, LLC			3	100%	3
MEDEXPRESS URGENT CARE - ANDERSON		3			3
CANOPY PEDIATRICS		3			3
CVS TX7156POCT RICHARDSON		3			3
LAURELLWOOD NURSING CENTER		1	2	67%	3
GRASSY SPRAIN PHARMACY INC		3			3
BOSTON MEDICAL CENTER			3	100%	3
LEXINGTON MEDICAL CENTER		1	2	67%	3
Village on the Green			3	100%	3
CARTERSVILLE MEDICAL CENTER		1	2	67%	3
CVS CA9492POCT YORBA LINDA		3			3
Magnolia Health and Rehab Center			3	100%	3
CONCENTRA - ORLANDO SOUTH II		3			3
TAMPA INTERNATIONAL AIRPORT			3	100%	3
MANATEE URGENT CARE LLC			3	100%	3
ADVENTHEALTH MEDICAL GROUP ADULT AND SENIOR HEALTH			3	100%	3
Wilkes-Barre VAMC		3			3
CVS IL3163POCT OAK PARK		3			3
HEARTLAND - CHARLESTON OF HANAHAN SC,		3			3
MEDICAL CENTER OF THE ROCKIES			3	100%	3
NORTH DAKOTA DEPT OF HEALTH MICROBIOLOGY		1	2	67%	3
SAVANNAH COVE		3			3
NEWSTAR MEDICAL LABORATORIES		3			3
15 TO KNOW			3	100%	3
MINUTECLINIC, LLC #05814		3			3
CVS OH6167POCT ASHLAND		3			3
ST. LUKE'S HOSPITAL - BETHLEHEM CAMPUS		1	2	67%	3
ASPIRUS WAUSAU HOSPITAL			3	100%	3
LAB PLUS, LLC AT ASCENSION SAINT THOMA		3			3
BAYSHORE MEDICAL CENTER LABORATORY		3			3
CVS PA2687POCT EXTON		3			3

COVID-19: testing by laboratory

Data through Apr 17, 2021 verified as of Apr 18, 2021 at 09:25 AM

Data in this report are provisional and subject to change.

The numbers in the table below represent the number of Florida and non-Florida residents for whom test results were received by the Department of Health. A person can be tested by more than one laboratory and can have both positive and negative results. **Therefore, the sum of the numbers in each column will be larger than the total number of people tested.**

Reporting lab	Inconclusive	Negative	Positive	Percent positive	Total
CVS IL4778POCT EVANSTON		3			3
NORTH BROWARD HOSPITAL DISTRICT HEALTHCARE FOR THE HOMELESS			3	100%	3
TAMPA		1	2	67%	3
SENTARA NORFOLK GENERAL HOSPITAL CENTRAL LAB			3	100%	3
SISD EMPLOYEE HEALTH CLINIC			3	100%	3
MERCY HEALTH			3	100%	3
MEDICAL SERVICES OF AMERICA HOME HEALTH		3			3
HARBOUR'S EDGE		2	1	33%	3
BEEBE MEDICAL CENTER LABORATORY		3			3
HARBORCHASE OF GAINESVILLE			3	100%	3
MEDEXPRESS URGENT CARE - BRIDGEVILLE		3			3
ADRIANA M CASTRO MD PA		3			3
CVS CA9803POCT RIVERSIDE		3			3
COL CROSSROAD		1	2	67%	3
MEDFUSION		2	1	33%	3
HELIX LW UC		1	2	67%	3
ADVANCED HEART CARE OF SOUTH FLORIDA		3			3
CVS PA371POCT PHILADELPHIA		3			3
LITTLE SPURS PEDIATRIC URGENT CARE		1	2	67%	3
ANN STORCK CENTER INC		3			3
SIGNATURE CARE PFLUGERVILLE			3	100%	3
SUPER HEALTH PHARMACY LLC		3			3
CVS NC2749POCT CONCORD		3			3
BROOKDALE SENIOR LIVING			3	100%	3
PARKLAND HEALTH & HOSPITAL			3	100%	3
PEACE OF MIND REHAB CENTER		3			3
PINELLAS PARK HEALTH CENTER - PINELLAS CHD		1	2	67%	3
CVS KY2332POCT GEORGETOWN		2	1	33%	3
MARTIN MEDICAL CENTER INC		1	2	67%	3
MINUTECLINIC DIAGNOSTIC OF WISCONSIN,		3			3
CVS MA969POCT PALMER		3			3
EVENING PEDIATRICS INC		1	2	67%	3
FAMILY TREE MEDICAL GROUP PA		2	1	33%	3
CVS TN7144POCT BARTLETT		3			3
LEE CONVENIENT CARE AT SUMMERLIN			3	100%	3
OHIO DEPARTMENT OF HEALTH LABORATORY		2	1	33%	3
EASTSIDE MEDICAL CENTER		3			3
INSPIRA MEDICAL CENTER VINELAND LAB		2	1	33%	3
CLEARWATER		2	1	33%	3
SHANDS AT LAKE SHORE LAB		1	2	67%	3
LEGACY ER AND URGENT CARE			3	100%	3
NHC DICKSON		3			3
ORLANDO LUTHERAN TOWERS		1	1	50%	2
BAYFRONT CARDIOVASCULAR ASSOCIATES		1	1	50%	2
SKY LAKES MEDICAL CENTER		2			2
Charles George VAMC		2			2

COVID-19: testing by laboratory

Data through Apr 17, 2021 verified as of Apr 18, 2021 at 09:25 AM

Data in this report are provisional and subject to change.

The numbers in the table below represent the number of Florida and non-Florida residents for whom test results were received by the Department of Health. A person can be tested by more than one laboratory and can have both positive and negative results. **Therefore, the sum of the numbers in each column will be larger than the total number of people tested.**

Reporting lab	Inconclusive	Negative	Positive	Percent positive	Total
SHERIDAN AT HOBE SOUND, THE			2	100%	2
MIDDLEBURG VA CBOC		2			2
Kroger 745 - The Little Clinic Somerset		2			2
TEMPLE UNIVERSITY HOSPITAL			2	100%	2
CITRUS DERMATOLOGY			2	100%	2
BLOSSOMS ASSISTED LIVING 1 LLC			2	100%	2
Bethel Lutheran Home		2			2
ASANTE THREE RIVERS MEDICAL CENTER LAB		2			2
VIRGINIA DEPT OF HEALTH OFFICE OF EPIDEMIOLOGY			2	100%	2
AMERICAN RESEARCH CENTERS OF FLORIDA			2	100%	2
IN & OUT URGENT CARE METAIRIE			2	100%	2
MASSACHUSETTS DEPARTMENT OF HEALTH			2	100%	2
St. Luke's Care Center		2			2
MINUTECLINIC DIAGNOSTIC OF KANSAS, PC		2			2
Lake Charles Healthcare LLC dba Landmark Lake Charles			2	100%	2
COLD SPRING HILLS CENTER FOR NURSING A		2			2
Jackson Health Care Facility			2	100%	2
CHRISTUS SPOHN HOSPITAL			2	100%	2
MINUTECLINIC DIAGNOSTIC PA #7110		2			2
VENETIAN GARDENS		2			2
VITAL CARE CLINIC, LLC			2	100%	2
LEHIGH MEDICAL AND RESEARCH CENTER, INC			2	100%	2
MEMORIAL HOSPITAL WEST			2	100%	2
FLORIDA MEDICAL CLINIC CARDIOLOGY-ZH			2	100%	2
Lenawee Medical Care Facility		2			2
WALGREENS NO 10512		1	1	50%	2
MID-FLORIDA HEMATOLOGY AND ONCOLOGY CENTERS		2			2
SOUTH DAKOTA DEPARTMENT OF HEALTH		2			2
GUARDIAN HOME CARE OF CENTRAL GEORGIA		2			2
Southern Pines Healthcare Center		1	1	50%	2
Kroger 686 - The Little Clinic Farragut		2			2
Crowne Health Care of Mobile		2			2
ACN PHYSICIANS GROUP CORP			2	100%	2
CVS NC3514POCT STANLEY		2			2
ST ANTHONY COMMUNITY HOSPITAL LAB		1	1	50%	2
ASSOCIATES IN INTERNAL MEDICINE PA			2	100%	2
OSF SAINT FRANCIS MEDICAL CENTER			2	100%	2
DAVENPORT PEDIATRICS CLERMONT			2	100%	2
ALABAMA REFERENCE LAB			2	100%	2
ASANTE ROGUE REGIONAL MEDICAL CENTER L		2			2
PruittHealth Lakehaven		2			2
Northport VAMC		2			2
FASTCARE LLC			2	100%	2
MINUTECLINIC MINUTECLINIC #4978		1	1	50%	2
HAWAII DEPARTMENT OF HEALTH			2	100%	2
Walgreens #9890		2			2

COVID-19: testing by laboratory

Data through Apr 17, 2021 verified as of Apr 18, 2021 at 09:25 AM

Data in this report are provisional and subject to change.

The numbers in the table below represent the number of Florida and non-Florida residents for whom test results were received by the Department of Health. A person can be tested by more than one laboratory and can have both positive and negative results. **Therefore, the sum of the numbers in each column will be larger than the total number of people tested.**

Reporting lab	Inconclusive	Negative	Positive	Percent positive	Total
MIRAMAR KIDNEY CENTER		1	1	50%	2
EXCUSED ABSENCE PLLC		2			2
CVS IL8744POCT BROOKFIELD		2			2
WE CARE HOME HEALTH SOLUTIONS LLC			2	100%	2
NORTON IMMEDIATE CARE CENTER - PRESTON			2	100%	2
EXPRESS CARE WALK-IN CLINIC			2	100%	2
PRECISION DIAGNOSTIC INC		2			2
Buena Vista Care Center		2			2
TMH EC NORTHEAST LABORATORY			2	100%	2
CENTRAL FLORIDA FAMILY HEALTH CENTER		2			2
SHANDS JACKSONVILLE CLINICAL CENTER		1	1	50%	2
SOUTHEAST GEORGIA HEALTH SERVICES, LLC		2			2
ManorCare Health Services Peters Township		2			2
VELOCITY URGENT CARE			2	100%	2
ONslow COUNTY HEALTH DEPARTMENT			2	100%	2
AHC Forest cove		2			2
CVS NH1004POCT SALEM		1	1	50%	2
UNITY LONGPOND		2			2
ANDERSON COUNTY HOSPITAL			2	100%	2
ALCALA PHARMACEUTICALS			2	100%	2
LEGACY ER & URGENT CARE - FRISCO WEST			2	100%	2
BLANCHARD VALLEY HOSPITAL LABORATORY			2	100%	2
MED-LAKE LABORATORY, LLC			2	100%	2
FLORIDA MEDICAL CLINIC, LLC			2	100%	2
ACCESS MEDICAL GROUP OF FLORIDA CITY			2	100%	2
URGENTMED PLANTATION			2	100%	2
CVS NC6633POCT FAYETTEVILLE		2			2
INTERNAL MEDICINE SPECIALISTS MEDICAL GROUP, PA		2			2
NORTHSIDE FAMILY MEDICINE AND URGENT CARE (EAST COBB)		2			2
GULF COAST REGIONAL MEDICAL CARE		2			2
METHODIST MANSFIELD MEDICAL CENTER			2	100%	2
BERNHARDT LABORATORIES INC			2	100%	2
ALL PEDIATRIC CARE PA			2	100%	2
NORTH OKALOOSA PHYSICIAN GRP - WALK IN CLINIC			2	100%	2
FIRST PREVENTION AND DIALYSIS CENTER LLC			2	100%	2
MEDSTAR HARBOR HOSPITAL			2	100%	2
CVS IN6608POCT NEW PALESTINE			2	100%	2
INSPIRE HEALTHCARE CENTER			2	100%	2
MEASE COUNTRYSIDE HOSPITAL CARDIAC REH			2	100%	2
CAROLINAS HEALTHCARE SYSTEM LAB			2	100%	2
CHARLOTTE COUNTY HEALTH DEPARTMENT			2	100%	2
NAVAL BRANCH MEDICAL CLINIC			2	100%	2
CVS MA915POCT BEVERLY		1	1	50%	2
RAPID URGENT CARE - ALBANY			2	100%	2
AGILE URGENT CARE			2	100%	2
PALOS COMMUNITY HOSPITAL LABORATORY			2	100%	2

COVID-19: testing by laboratory

Data through Apr 17, 2021 verified as of Apr 18, 2021 at 09:25 AM

Data in this report are provisional and subject to change.

The numbers in the table below represent the number of Florida and non-Florida residents for whom test results were received by the Department of Health. A person can be tested by more than one laboratory and can have both positive and negative results. **Therefore, the sum of the numbers in each column will be larger than the total number of people tested.**

Reporting lab	Inconclusive	Negative	Positive	Percent positive	Total
MEDEXPRESS URGENT CARE - DERBY N ROCK		2			2
HCR MANOR CARE SERVICES OF FLORIDA III INC		2			2
SUNSHINE PHARMACY		2			2
FLORIDA SCHOOL FOR THE DEAF & BLIND			2	100%	2
HEALTH PARTNERS REGIONAL HOSPITAL			2	100%	2
CVS MO8581POCT BLUE SPRINGS		1	1	50%	2
Timber Ridge Health Care Center			2	100%	2
CVS OH4301POCT NORTHFIELD		2			2
OAKMONT WEST- GREENVILLE SC		2			2
PENINSULA REGIONAL MED CTR LAB			2	100%	2
HERNANDO CHILDREN'S			2	100%	2
ALVERNO CLINICAL LABORATORIES			2	100%	2
CLEAR LAKE REGIONAL MEDICAL CENTER			2	100%	2
VAULT HEALTH			2	100%	2
CVS MA2600POCT WEYMOUTH		1	1	50%	2
MID AMERICA CLINICAL LABS			2	100%	2
POMONA VALLEY COMMUNITY HOSPITAL			2	100%	2
SOUTH HILLSBOROUGH CBOC			2	100%	2
UNIVERSITY OF TEXAS AT EL PASO, THE			2	100%	2
VANAYER HEALTHCARE AND REHAB CENTER		2			2
HOPE HEALTH & WELLNESS		2			2
ST. ELIZABETH HEALTHCARE			2	100%	2
VILLAGES HEALTH SYSTEM, LLC, THE			2	100%	2
Kroger 550 - The Little Clinic Bellevue		2			2
HAMILTON CHD		2			2
POMERENE HOSPITAL			2	100%	2
VALUE DRUGS BRONXVILLE INC		2			2
MADISON HOSPITAL LABORATORY			2	100%	2
IM&P WELLNES CENTER			2	100%	2
SPECTRA EAST INC		1	1	50%	2
NORTHEAST FLORIDA HEALTH SERVICES, INC DBA FAMILY HEALTH SOURCE			2	100%	2
The Friendly Home		2			2
Stillwater Healthcare		2			2
ManorCare Rehab Center of Marietta		2			2
COLONIAL VILLA GOOD SAMARITAN CENTER		2			2
LACORP		1	1	50%	2
FHPG SURGICAL ASSOCIATES OF EAST PASCO			2	100%	2
CIGNA GATEWAY			2	100%	2
Iron County Medical Care Facility		2			2
UNIVERSITY OF MISSOURI HEALTH CARE			2	100%	2
The Laurels of Hendersonville		2			2
CALIFORNIA DIVISION OF COMMUNICABLE DISEASE CONTROL			2	100%	2
CATHOLIC HEALTH LABORATORY SERVICES		2			2
NLC LABS			2	100%	2
GOUVERNEUR HOSPITAL LABORATORY		2			2
WEST HOUSTON MEDICAL CENTER			2	100%	2

COVID-19: testing by laboratory

Data through Apr 17, 2021 verified as of Apr 18, 2021 at 09:25 AM

Data in this report are provisional and subject to change.

The numbers in the table below represent the number of Florida and non-Florida residents for whom test results were received by the Department of Health. A person can be tested by more than one laboratory and can have both positive and negative results. **Therefore, the sum of the numbers in each column will be larger than the total number of people tested.**

Reporting lab	Inconclusive	Negative	Positive	Percent positive	Total
PALM WEST INTERNIST PA			2	100%	2
BERGEN COUNTY SURGICAL AND ENDOSCOPY CENTER		2			2
VA Ann Arbor HCS		1	1	50%	2
ROPER HOSPITAL			2	100%	2
DMC UNIVERSITY LABORATORIES		1	1	50%	2
COUNTRY COTTAGE		2			2
UPSON REGIONAL MEDICAL CENTER		1	1	50%	2
Cedar Valley Nursing & Rehab Center		2			2
COASTAL MEDICAL LAB			2	100%	2
MEMORIAL HEALTH SYSTEM		1	1	50%	2
LINIL VISITING NURSES, INC		2			2
UTMB PATHOLOGY CLINICAL SERVICES LABORATORY			2	100%	2
ADVANCED MEDICAL CARE			2	100%	2
MEMORIAL HOSPITAL OF SOUTH BEND			2	100%	2
MEDEXPRESS URGENT CARE - LODI		2			2
Church Creek SNF			2	100%	2
JFK MEDICAL CENTER LABORATORY DEPT		2			2
MANISTEE COUNTY MEDICAL CARE FACILITY		2			2
BAPTIST HEALTH PRIMARY CARE AT DORAL			2	100%	2
WEAKLEY COUNTY REHAB AND NURSING CENTER		2			2
TRICORE REFERENCE LABORATORY		1	1	50%	2
WELLSTAR DOUGLAS HOSPITAL LABORATORY		2			2
Durham VAMC		2			2
SENECA HEALTH CARE CENTER		2			2
CVS MO5724POCT KANSAS CITY		2			2
Virginia Gay Nursing and Rehab		2			2
PATIENT FIRST MEDICAL CENTER-CARYTOWN			2	100%	2
WURLAND NURSING AND REHABILITATION, L		2			2
ATHENA CARE RESOURCES LLC		2			2
MOBILE COUNTY HEALTH DEPARTMENT		1	1	50%	2
INA		1	1	50%	2
Kroger 687 - The Little Clinic Sugar Hill		1	1	50%	2
KJ MEDICAL PRACTICE PC		2			2
OAKMONT EAST- GREENVILLE SC, LLC		2			2
OUR LADY OF THE LAKE REGIONAL MEDICAL CENTER			2	100%	2
INN AT LAPOSADA,THE			2	100%	2
AFC URGENT CARE CLEVELAND			2	100%	2
MEDEXPRESS URGENT CARE - WICHITA, N MAIZE RD		1	1	50%	2
MERCY MEDICAL CENTER INC		1	1	50%	2
BENEVA LAKES ASSISTED LIVING CENTER			2	100%	2
PM PEDIATRICS OF SELDEN, PLLC		2			2
BRANDYWYNE HEALTH CARE CENTER			2	100%	2
DOCTOR'S IN-HOUSE LAB/COMMUNITY HEALTH CENTERS OF PINELLAS - JOHNNIE R			2	100%	2
Warren Center for Rehabilitation and Nursing		2			2
MEDEXPRESS URGENT CARE - SPRINGFIELD, COOLEY ST		2			2
HUMILITY OF MARY HEALTH PARTNERS			2	100%	2

COVID-19: testing by laboratory

Data through Apr 17, 2021 verified as of Apr 18, 2021 at 09:25 AM

Data in this report are provisional and subject to change.

The numbers in the table below represent the number of Florida and non-Florida residents for whom test results were received by the Department of Health. A person can be tested by more than one laboratory and can have both positive and negative results. **Therefore, the sum of the numbers in each column will be larger than the total number of people tested.**

Reporting lab	Inconclusive	Negative	Positive	Percent positive	Total
Domiciliary Rehab & Residential Treatment Program		2			2
UF KANAPAHA LAB BEAKER		2			2
CARE 365			2	100%	2
CARE NOW DENTON			2	100%	2
BIOHEALTH MEDICAL LAB INC			2	100%	2
WAKULLA URGENT CARE & DIAGNOSTIC			2	100%	2
APPLECARE VALDOSTA			2	100%	2
STEWART ST ELIZABETH MEDICAL CENTER			2	100%	2
CHAPPEL GROUP RESEARCH, THE		2			2
SAFE PMC		2			2
CVS IL2788POCT BUFFALO GROVE		2			2
WISE HEALTH SYSTEM		1	1	50%	2
NYU LANGONE HUNTINGTON MEDICAL GROUP		2			2
CVS MA299POCT WORCESTER		2			2
HOLY TRINITY PHARMACY LLC		2			2
CVS CA9497POCT IRVINE		2			2
Hartwell Health and Rehabilitation		2			2
KINGSWAY MEDICAL CENTER INC			2	100%	2
CREATIVE HEALTH CENTER			2	100%	2
Tidelands Health Rehabilitation Hospital			2	100%	2
CVS MI8287POCT MACOMB		2			2
MARIANNA CBOC		2			2
Kroger 328 - The Little Clinic Henderson Road		2			2
ADVENT HEALTH - OWASA			2	100%	2
SPECIALTY LABORATORIES			2	100%	2
TRINITY DIALYSIS			2	100%	2
LABRADOR PRIMARY CARE CENTER			2	100%	2
MC MEDICAL			2	100%	2
Advanced Rehabilitation and Healthcare of Wichita Falls		2			2
COLUMBIA COTTAGE		2			2
HMH HOSPITALS CORPORATION		2			2
MEDCARE		2			2
NEW YORK CITY CENTRAL COVID			2	100%	2
HAMILTON COUNTY HEALTH DEPARTMENT		2			2
BEAUFORT MEMORIAL			2	100%	2
CVS OH2540POCT HILLIARD		2			2
TWIN LAKES REHAB & HEALTHCARE		2			2
AYASS BIOSCIENCE LLC			2	100%	2
STOP URGENT CARE			2	100%	2
Bedford Care Center of Hattiesburg		2			2
Kroger 400 - The Little Clinic Hartley Bridge Rd		1	1	50%	2
AHC PARIS		2			2
MAGNOLIA ADULT, LLC			2	100%	2
EXPRESS PHARMACY INC		1	1	50%	2
FIRSTCHOICE FAMILY CARE, PLLC		2			2
MEDEXPRESS - WILMINGTON KIRKWOOD HIGHWAY		2			2

COVID-19: testing by laboratory

Data through Apr 17, 2021 verified as of Apr 18, 2021 at 09:25 AM

Data in this report are provisional and subject to change.

The numbers in the table below represent the number of Florida and non-Florida residents for whom test results were received by the Department of Health. A person can be tested by more than one laboratory and can have both positive and negative results. **Therefore, the sum of the numbers in each column will be larger than the total number of people tested.**

Reporting lab	Inconclusive	Negative	Positive	Percent positive	Total
Q ALL CARE MEDICAL PC		2			2
Medilodge of Monroe		2			2
RAPID MEDLAB (002M0)		2			2
Garden Care Center		2			2
CVS OH3329POCT LAKEWOOD		2			2
CROSTOWN PHARMACY		2			2
PALMS OF FT MYERS,THE			2	100%	2
Jacob's Creek Nursing and Rehabilitation Center		2			2
RAINY LAKE MEDICAL CENTER			2	100%	2
MINERS COLFAX MEDICAL CENTER		2			2
PHOEBE BERKS HEALTH CARE CENTER		2			2
PROFESSIONAL DIALYSIS CENTER			2	100%	2
ATVIVO LLC		2			2
MANSFIELD MEDICAL LODGE			2	100%	2
METROHEALTH SYSTEM			2	100%	2
MEDAILLE COLLEGE WELLNESS CENTER		2			2
PIEDMONT WALTON HOSPITAL		2			2
PM PEDIATRICS OF BAYSIDE, PLLC - RIVE		2			2
FLORIDA MEDICAL CLINIC RADIOLOGY DALE MABRY		2			2
CEDARS-SINAI MEDICAL CENTER			2	100%	2
ACKERMAN CANCER CENTER		2			2
PLASMA MED RESEARCH DBA		2			2
CRAWFORD COUNTY CARE CENTER		2			2
EXCELTOX LABORATORIES LLC		2			2
CVS NE2741POCT LA VISTA		2			2
NEW YORK UNIVERSITY MEDICAL CENTER			2	100%	2
POINTE MEDICAL SERVICES INC			2	100%	2
UNIVERSITY OF VERMONT MEDICAL CENTER			2	100%	2
MARCO ISLAND HOSPITAL INC D/B/A		1	1	50%	2
FLORIDA DEPARTMENT OF HEALTH IN ESCAMBIA COUNTY		1	1	50%	2
LILY PHARMACY		2			2
ROBINSON FAMILY CLINIC PA			2	100%	2
WillowBrooke Court at Westminster Village		2			2
POPLAR HEALTHCARE			2	100%	2
STATCARE URGENT AND WALK-IN			2	100%	2
PALM BEACH DIABETES & ENDOCRINE SPECIALISTS PA			2	100%	2
STVHCS - Dental Outpatient Clinic		2			2
NEW YORK PSYCHIATRIC INSTITUTE		2			2
GERM BUSTERS 911 LLC			2	100%	2
SUMMIT URGENT CARE PS			2	100%	2
ADVENTHEALTH EAST ORLANDO EMPLOYEE CLINIC		2			2
ONTARIO COUNTY PUBLIC HEALTH		2			2
Delaware Court Healthcare Center		2			2
Manor Care-Kingston Court of York PA, LLC		2			2
ELMHURST MEMORIAL HOSPITAL			2	100%	2
CARE ATC ARLINGTON CENTRAL PARK		2			2

COVID-19: testing by laboratory

Data through Apr 17, 2021 verified as of Apr 18, 2021 at 09:25 AM

Data in this report are provisional and subject to change.

The numbers in the table below represent the number of Florida and non-Florida residents for whom test results were received by the Department of Health. A person can be tested by more than one laboratory and can have both positive and negative results. **Therefore, the sum of the numbers in each column will be larger than the total number of people tested.**

Reporting lab	Inconclusive	Negative	Positive	Percent positive	Total
PHYSICIANS PREMIER			2	100%	2
First Care Living Center/Essentia Health			2	100%	2
MEDEXPRESS URGENT CARE - VINELAND S MA		2			2
KANSAS CITY VA MEDICAL CENTER			2	100%	2
Kroger 596 - The Little Clinic Brentwood		2			2
GOLISANO PEDIATRICS PORT CHARLOTTE HARBOR		2			2
MASSENA HOSPITAL LABORATORY		2			2
ONE MEDICAL GROUP		1	1	50%	2
FL DEPT OF HEALTH MARION COUNTY MOBILE HEALTH UNIT			2	100%	2
NOVA SOUTHEASTERN UNIVERSITY - STUDENT MEDICAL CTR			2	100%	2
MILLERSVILLE UNIVERSITY HEALTH SERVICE		2			2
Kroger 739 - The Little Clinic La Grange Road		2			2
DURAND SENIOR CARE & REHAB CENTER		2			2
SUNBRIDGE CARE & REHAB FOR DECATUR		2			2
BAPTIST HEALTHCARE - LAKEVIEW CENTER INC		2			2
NATIONWIDE LABORATORY SERVICES		1	1	50%	2
BAYSHORE MEDICAL CENTER			2	100%	2
Tuscola County Medical Care Community		2			2
THE HOSPITAL OF PROVIDENCE EMERGENCY ROOM			2	100%	2
ALBUQUERQUE - AMG SPECIALTY HOSPITAL		2			2
BRENTWOOD AT FORE RANCH			2	100%	2
PREVENTIVE HEALTH PARTNERS I L S C		2			2
Harbert Hills Academy Nursing Home		2			2
MINUTECLINIC DIAG OF IND, LLC #4368		2			2
Workmens Circle Multicare Center		2			2
AFC PHYSICIANS OF FLORIDA, PA			2	100%	2
HOME CARE PHARMACY OF PALM COAST INC		2			2
Overton Brooks VAMC		2			2
FIRST CHOICE MEDICAL PC			2	100%	2
ST JOSEPH'S HOSPITAL INC			2	100%	2
NIAGARA APOTHECARY INC		2			2
DOCTORS CARE OF PALM COAST			2	100%	2
INSPIRIT SENIOR LIVING			2	100%	2
Kroger 672 - The Little Clinic Bill Kennedy & Glenwood		2			2
BUCKINGHAM PAVILION INC		2			2
ESCANDON DIAGNOSTIC CLINIC			2	100%	2
SYMPHONY OF BUFFALO GROVE		2			2
CLEMENT J ZABLOCKI VAMC		2			2
WEST COAST PEDIATRICS			2	100%	2
ST ANTHONY'S PINELLAS CARE CLINIC			2	100%	2
KEATING SPORTS CENTER		2			2
HOUSTON HEALTH DEPARTMENT - BUREAU OF LABORATORY SERVICES			2	100%	2
EAST CORE LAB			2	100%	2
BIONIC TECHNOLOGIES CORPORATION			2	100%	2
PARKRIDGE MEDICAL CENTER			2	100%	2
Camellia Gardens		2			2

COVID-19: testing by laboratory

Data through Apr 17, 2021 verified as of Apr 18, 2021 at 09:25 AM

Data in this report are provisional and subject to change.

The numbers in the table below represent the number of Florida and non-Florida residents for whom test results were received by the Department of Health. A person can be tested by more than one laboratory and can have both positive and negative results. **Therefore, the sum of the numbers in each column will be larger than the total number of people tested.**

Reporting lab	Inconclusive	Negative	Positive	Percent positive	Total
PALM COAST DIALYSIS		2			2
CHI MEMORIAL PRIMARY CARE ASSOCIATES-A		2			2
VAULT MEDICAL SERVICES		1	1	50%	2
METHODIST SPECIALTY CARE CENTER		2			2
The Grand Rehabilitation & Nursing Utica		2			2
CLINICAL REFERENCE LABORATORY, INC		2			2
CONCENTRA - PLANT CITY		2			2
PINELLAS CHD - CLEARWATER		1	1	50%	2
BROOKDALE PALM BEACH GARDENS			2	100%	2
CHILDREN'S MEDICAL CENTER-EAST ORLANDO			2	100%	2
Kroger 619 - The Little Clinic Hendersonville Indian Lake		2			2
LAKEVIEW HEALTH CARE SYSTEM LLC			2	100%	2
WELL HEALTH LABS			2	100%	2
MINUTECLINIC DIAG OF IND, LLC #6250		2			2
FALMOUTH HOSPITAL		1	1	50%	2
NORTHSIDE HOSPITAL D/B/A ARTHRITIS		2			2
LEXINGTON PLACE			2	100%	2
SPRINGFIELD HOSPITAL LABORATORY			2	100%	2
STATE OF FLORIDA			2	100%	2
STARR CITY OF ROMA COMMUNITY CENTER			2	100%	2
UPS			2	100%	2
OSF ST JOSEPH MEDICAL CENTER			2	100%	2
BAYMEADOWS PRIMARY CARE		2			2
CVS TX7603POCT SAGINAW		2			2
CVS NV5942POCT LAS VEGAS		2			2
CHOTA COMMUNITY HEALTH SERVICES		1	1	50%	2
ATLANTIC DIAGNOSTICS			2	100%	2
MEMORIAL HOSPITAL OF CARBONDALE			2	100%	2
SANIBEL MEDICAL CLINIC			2	100%	2
CARELINE PHARMACY AND HEALTHCARE SERVICES		1	1	50%	2
CLEVELAND CLINIC IMAGING			2	100%	2
FLAGLER PROFESSIONAL HEALTH CAE SERVICES INC		2			2
JOHN D. ARCHBOLD MEM. HOSPITAL			2	100%	2
GET WELL EXPRESS URGENT CARE & WALK-IN CLINIC			2	100%	2
Lynwood		2			2
TRIDENT ANTI AGING LLC			2	100%	2
NEMOURS CHILDREN'S PRIMARY CARE OF VERO BEACH			2	100%	2
SIMPLY HEALTHCARE AND WELLNESS CLINIC, PC			2	100%	2
FAMILY URGENT CARE		2			2
HOME ACCESS HEALTH			2	100%	2
EDGEWATER RETIREMENT MANOR			2	100%	2
AHC Humboldt		2			2
FLORIDA PRIMARY CARE CENTER PA		2			2
FKC AMELIA ISLAND DIALYSIS			2	100%	2
Fairhaven Retirement Community		2			2
CHESTERFIELD HEALTHCARE GROUP, INC		2			2

COVID-19: testing by laboratory

Data through Apr 17, 2021 verified as of Apr 18, 2021 at 09:25 AM

Data in this report are provisional and subject to change.

The numbers in the table below represent the number of Florida and non-Florida residents for whom test results were received by the Department of Health. A person can be tested by more than one laboratory and can have both positive and negative results. **Therefore, the sum of the numbers in each column will be larger than the total number of people tested.**

Reporting lab	Inconclusive	Negative	Positive	Percent positive	Total
ADVENTHEALTH IMAGING PARTIN SETTLEMENT			2	100%	2
DESERT HOSPITAL/CPHU CLINICAL LABORATORY			2	100%	2
HEALTH SENTRY			2	100%	2
ASHLEY PEDIATRICS			2	100%	2
BOND COMMUNITY HEALTH CENTER			2	100%	2
JASPER MEMORIAL HOSPITAL		1	1	50%	2
MEDEXPRESS URGENT CARE PENNSVILLE		2			2
ST. VINCENT HOSPITAL			2	100%	2
LIFETIME FAMILY URGENT CARE			2	100%	2
PALM CITY NURSING AND REHAB CENTER			2	100%	2
BAPTIST HOSPITAL LABORATORY			2	100%	2
DUKE HEALTH REGIONAL HOSPITAL			2	100%	2
AL MANI HEALTH INSTUTUTE		2			2
STAGES OF LIFE MEDICAL INSTITUTE			2	100%	2
CVS NC2297335CV GREENSBORO		2			2
DIVERSE MEDICAL CARE LLC			2	100%	2
WHITESANDS OUTPATIENT TREATMENT		2			2
THE WINDSOR ORTEGA		2			2
RICHICHI FAMILY HEALTH			2	100%	2
CROSSROADS URGENT CARE DBA URGENT TEA		2			2
MEMORIAL HERMANN HOSPITAL			2	100%	2
CVS SC7567POCT BOILING SPRINGS		1	1	50%	2
TENNESSEE DEPARTMENT OF HEALTH (TDH) - REGIONAL LABORATORY			2	100%	2
UK HEALTHCARE			2	100%	2
SUMMERFIELD RETIREMENT LIVING, INC			2	100%	2
MAJESTIC GUARDIANS			2	100%	2
DOCTORS MEDICAL CTR OF WALTON COUNTY			2	100%	2
Beth Sholom Home of Eastern Virginia		1	1	50%	2
GREEN POINT RX INC DBA ALTRU CHEMISTS		2			2
BAY CORRECTIONAL AND REHABILITATION FACILITY			2	100%	2
PT&J REHAB LLC		1	1	50%	2
CSS- TWELVE OAKS			2	100%	2
MAIN STREET MEDICAL CENTERS		2			2
Providence of Sparta Health and Rehabilitation		2			2
Absolut Care at Three Rivers		2			2
Iowa Veterans Home		2			2
441 URGENT CARE-MULBERRY			2	100%	2
PALMETTO FAMILY HEALTH CENTER			2	100%	2
PALM MEDICAL CENTER - PLANT CITY		2			2
ADVOCATE SHERMAN HOSPITAL			2	100%	2
UNIVERSITY COMMUNITY HEALTH SERVICES		1	1	50%	2
THE EDGEWATER AND WATERMAN VILLAGE			2	100%	2
CVS AZ7075POCT CHANDLER		2			2
WOODHILLS LABS			2	100%	2
CVS CA8861POCT BUENA PARK		2			2
WELLSTAR PAULDING HOSPITAL		2			2

COVID-19: testing by laboratory

Data through Apr 17, 2021 verified as of Apr 18, 2021 at 09:25 AM

Data in this report are provisional and subject to change.

The numbers in the table below represent the number of Florida and non-Florida residents for whom test results were received by the Department of Health. A person can be tested by more than one laboratory and can have both positive and negative results. **Therefore, the sum of the numbers in each column will be larger than the total number of people tested.**

Reporting lab	Inconclusive	Negative	Positive	Percent positive	Total
MEDEXPRESS URGENT CARE - BENTON		2			2
WOMENS CARE FLORIDA LLC-LABORATORY		2			2
SELECT MEDICAL CLINIC			2	100%	2
Parkridge Specialty Care		2			2
NEW BRIDGE MEDICAL CENTER		2			2
UNIVERSITY OF MN MEDICAL CENTER EAST CAMPUS			2	100%	2
TEQUESTA FAMILY MEDICAL CENTER LLC			2	100%	2
NEMOURS CHILDRENS PRIMARY CARE			2	100%	2
UMASS MEMORIAL MEDICAL CENTER, INC		1	1	50%	2
CVS NM7242POCT ALBUQUERQUE		2			2
A G RHODES HOME AT WESLEY WOODS		2			2
SOUTHSIDE FAMILY MEDICAL		2			2
ATLAS GENOMICS			2	100%	2
BLUEWATER TOXICOLOGY			2	100%	2
WESTMINSTER SUNCOAST			2	100%	2
WELLNESS MEDICAL CLINIC			2	100%	2
BROOKSVILLE DIALYSIS			2	100%	2
INTERNAL MEDICINE ASSOCIATES-DUNELLON			2	100%	2
MEDLOGIC, LLC		2			2
Cooperstown Center for Nursing and Rehabilitation		2			2
MOORE CLINICAL RESEARCH INC			2	100%	2
ACCESS MEDICAL GROUP OF TAMPA II, INC		2			2
DOWN HOME MEDICAL			2	100%	2
BAYCARE OUTREACH LAB			2	100%	2
SPRINGS MEDICAL LAB		1	1	50%	2
JORDAN VALLEY MEDICAL CENTER			2	100%	2
FALCON HEALTH CENTER			2	100%	2
DELRAY BEACH HEALTH CENTER			2	100%	2
JMC TALLAHASSEE, LLC			2	100%	2
DEKALB MEDICAL CENTER LABORATORY			2	100%	2
PUBLIX PHARMACY #1092		2			2
EMERALD PARK OF HOLLYWOOD			2	100%	2
INTERMOUNTAIN MEDICAL CENTER			2	100%	2
CARENOW LENEXA			2	100%	2
GRANDVIEW COLLEGE STUDENT HEALTH CENTE		2			2
CARESPOT URGENT CARE		1	1	50%	2
Macon Valley Nursing and Rehabilitation Center		2			2
ADVENTHEALTH MEDICAL GROUP FAMILY AND INTERNAL		1	1	50%	2
CVS OH6185POCT PICKERINGTON		2			2
CVS PHARMACY INC DBA CVS/PHARMACY # 10600		2			2
THE FOUNTAIN AT BOCA CIEGA BAY		2			2
ROUTE 16 PHARMACY LLC DBA HOLLAND PHAR		2			2
SAWGRASS PEDIATRIC PARTNERS LLC			2	100%	2
Kroger 412 - The Little Clinic Oxford		2			2
Oakmont of Katy Nursing and Rehabilitation		2			2
Kroger 101 - The Little Clinic Hill Top		2			2

COVID-19: testing by laboratory

Data through Apr 17, 2021 verified as of Apr 18, 2021 at 09:25 AM

Data in this report are provisional and subject to change.

The numbers in the table below represent the number of Florida and non-Florida residents for whom test results were received by the Department of Health. A person can be tested by more than one laboratory and can have both positive and negative results. **Therefore, the sum of the numbers in each column will be larger than the total number of people tested.**

Reporting lab	Inconclusive	Negative	Positive	Percent positive	Total
MEDERI CARETENDERS		1	1	50%	2
MI Nursing Restorative Center		2			2
UNIVERSITY OF MIAMI HOSPITALS & CLINIC			2	100%	2
AUSTIN REGIONAL CLINIC MICROBIOLOGY LAB			2	100%	2
ADVENT HEALTH CENTRAL TEXAS		1	1	50%	2
INNOVATIVE CARE II LLC			2	100%	2
ARCPPOINTLABS OF VIRGINIA BEACH		1	1	50%	2
GULFCOAST JEWISH FAMILY			2	100%	2
NORTH MCALLEN PEDIATRIC CENTER			2	100%	2
SOMA MEDICAL CENTER P.A. #4			2	100%	2
MAYO CLINIC GROUP PRACTICE LABORATORY			2	100%	2
UNITED MEMORIAL MEDICAL CENTER			2	100%	2
MOUNT SINAI MEDICAL CENTER OF FLORIDA, INC			2	100%	2
CLEVELAND CLINIC FLORIDA LABORATORY			2	100%	2
RUST MEDICAL CENTER		2			2
CORTLAND PARK REHABILITATION AND NURSING CENTER		1	1	50%	2
CENTRAL ARKANSAS VETERANS HEALTHCARE SYSTEM - VETERANS AFFAIRS			2	100%	2
ST. MARY'S MEDICAL CENTER EVANSVILLE, INC			2	100%	2
MATHER HOSPITAL			2	100%	2
Fox Subacute at Warrington		2			2
MEDICAL CENTER LABORATORY			2	100%	2
STUDENT HEALTH SERVICES			2	100%	2
SIGNATURE CARE LEWISVILLE-EMERGENCY CENTER		1	1	50%	2
ASPIRUS RIVERVIEW HOSPITAL & CLINICS INC		1	1	50%	2
WILSON MEMORIAL HOSPITAL			2	100%	2
AMICUS MEDICAL CENTER LLC			2	100%	2
FRESENIUS KIDNEY CARE SOUTH ST PETERSBURG			2	100%	2
MONICE DR.			2	100%	2
FRASER MEMORIAL HOSPITAL		1	1	50%	2
PRECISION CLINICAL RESEARCH			2	100%	2
CVS AZ5892POCT LAVEEN		2			2
CITY OF NEW YORK DEPARTMENT OF HEALTH			2	100%	2
Elba Nursing and Rehabilitation Center, LLC		2			2
WISCONSIN STATE LABORATORY OF HYGIENE		1	1	50%	2
EXCEPTIONAL EMERGENCY CENTER - AMARILLO			2	100%	2
MEDEXPRESS URGENT CARE - LINCOLN N 26T		2			2
MEDEXPRESS URGENT CARE, MOSSIDE		2			2
NATHAN LITTAUER HOSPITAL LAB		2			2
EASTERN NIAGARA HOSPITAL		2			2
COASTAL PEDIATRIC CARE			2	100%	2
CVS NC2559POCT CHARLOTTE		2			2
RANDOLPH COUNTY HEALTH & REHABILITATIO		2			2
Mount Olivet Careview Home		2			2
Eagle Health and Rehabilitation		2			2
Providence VAMC		2			2
HAPPY KIDZ PEDIATRICS PL		1	1	50%	2

COVID-19: testing by laboratory

Data through Apr 17, 2021 verified as of Apr 18, 2021 at 09:25 AM

Data in this report are provisional and subject to change.

The numbers in the table below represent the number of Florida and non-Florida residents for whom test results were received by the Department of Health. A person can be tested by more than one laboratory and can have both positive and negative results. **Therefore, the sum of the numbers in each column will be larger than the total number of people tested.**

Reporting lab	Inconclusive	Negative	Positive	Percent positive	Total
MEDICAL ASSOCIATES OF BREVARD DR S VYAS			2	100%	2
PRIMARY CARE SERVICES AT EDGEWATER		2			2
LIFESPRING COMMUNITY HEALTH		2			2
ROCKEFELLER UNIVERSITY CLINICAL GENOMICS LABORATOR		2			2
NORTH MANATEE HEALTH CARE CENTER			2	100%	2
NEW YORK CITY DEPARTMENT OF HEALTH			2	100%	2
BAYLOR COLLEGE OF MEDICINE			2	100%	2
MIDWAY PRIMARY CARE LLC		2			2
WATERS PEDIATRIC CENTER			2	100%	2
HEAD 2 TOE PEDIATRICS, PLLC		1	1	50%	2
HAMILTON MEDICAL CENTER LABORATORY			2	100%	2
MY PHARMACY			2	100%	2
LAKE BALDWIN			2	100%	2
SACRED HEART HOSPITAL ON THE EMERALD			2	100%	2
COX HEALTH SOUTH LAB		1	1	50%	2
BIOMAT USA			2	100%	2
VALLEY BAPTIST MEDICAL CENTER: BROWNSVILLE			2	100%	2
CHRISTIAN REST HOME ASSOC		2			2
PM PEDIATRICS OF BAYSIDE PLLC - BELLER		2			2
ROYAL CARE MEDICAL CENTER			2	100%	2
CVS MD1490POCT GAITHERSBURG		2			2
MEDEXPRESS URGENT CARE - OMAHA N 72 ST		2			2
SOUTHERN TENNESSEE MEDICAL CENTER			2	100%	2
MEDEXPRESS URGENT CARE-VINLAND SOUTH		1	1	50%	2
CVS MA41POCT TAUNTON		2			2
LONG, SARAH		1	1	50%	2
IN AND OUT URGENT CARE			2	100%	2
THE RIM URGENT CARE			2	100%	2
LOWELL GENERAL HOSPITAL			2	100%	2
MEDEXPRESS URGENT CARE - ROSS TOWNSHIP		2			2
BAPTIST HOSPITAL PRIMARY CARE GULF BREEZE			2	100%	2
Kroger 127 - The Little Clinic Lakewood-Alameda		2			2
FLORIDA CLINICAL LABORATORY INC			2	100%	2
SPARTANBURG REGIONAL MEDICAL CENTER			2	100%	2
ELEVATION HEALTH LABORATORY		2			2
CVS OH3980POCT KENT		2			2
DOCTORS CARE - AIKEN MALL			2	100%	2
CVS IN6559POCT AVON		2			2
LAKE SUCCESS EXTENDED CARE		2			2
FLORIDA MEDICAL CLINIC IM LUTz			2	100%	2
SYNEOS HEALTH			2	100%	2
YOUTH AND YOU, INC		2			2
CVS IN6555POCT BROWNSBURG		2			2
CHELSEA NYC LAB		2			2
LIFEGUARD AMBULANCE SERVICE LLC, TEXAS			2	100%	2
MORRISTOWN MEMORIAL HOSPITAL		2			2

COVID-19: testing by laboratory

Data through Apr 17, 2021 verified as of Apr 18, 2021 at 09:25 AM

Data in this report are provisional and subject to change.

The numbers in the table below represent the number of Florida and non-Florida residents for whom test results were received by the Department of Health. A person can be tested by more than one laboratory and can have both positive and negative results. **Therefore, the sum of the numbers in each column will be larger than the total number of people tested.**

Reporting lab	Inconclusive	Negative	Positive	Percent positive	Total
LAREDO EMERGENCY ROOM			2	100%	2
NORTHSIDE FAMILY MEDICINE AND URGENT CARE (HOLLY SPRINGS)		2			2
JUPITER PEDIATRIC ASSOCIATES, PA		1	1	50%	2
AUGUSTA HEALTH SKILLED CARE			2	100%	2
SPRING HILL REGIONAL HOSPITAL			2	100%	2
HOLSTON MEDICAL GROUP		2			2
CVS MA137POCT QUINCY		2			2
INTEGRITY CLINICAL RESEARCH CENTER INC		1	1	50%	2
UT PATH			2	100%	2
MEMORIAL SLOAN KETTERING CANCER CENTER		1	1	50%	2
UW HOSPITAL AND CLINICS		1	1	50%	2
EXPRESS CARE OF LEESBURG			2	100%	2
ENCOMPASS HEALTH HOME HEALTH		1	1	50%	2
MIAMI DADE MEDICAL RESEARCH INSTITUTE			2	100%	2
RABI SINHA, MD		2			2
ADVANTA ANALYTICAL LABORATORIES			2	100%	2
EAST CENTRAL REGIONAL HOSPITAL GRACEWO		2			2
Kroger 667 - The Little Clinic Litchfield Park		2			2
SOUTHEASTERN INSTITUTE OF RESTORATIVE MEDICINE		1	1	50%	2
Holiday Retirement Home			2	100%	2
Cottage of the Shoals		2			2
CVS MA1179POCT HUDSON		1	1	50%	2
Colonial Manor Nursing and Rehabilitation Center		2			2
GREEN RIVER MEDICAL CENTER			2	100%	2
AMERICAN MEDICAL LABORATORIES			2	100%	2
MEDEXPRESS URGENT CARE - ST CLAIR, CLOVER DR.		1	1	50%	2
Kroger 477 - The Little Clinic Fort Mitchell		2			2
RIDGEFIELD PEDIATRIC ASSOCIATES		2			2
DNA DIAGNOSTICS CENTER		2			2
MEDEXPRESS URGENT CARE - MARTINSVILLE		2			2
OELWEIN HEALTH CARE CENTER		2			2
FLORIDA COMMUNITY HEALTH CENTERS, INC.			2	100%	2
MD NOW URGENT CARE CENTER INC.			2	100%	2
WillowBrooke Court at Southampton Estates		2			2
The Suites at Western Home Communities		2			2
Glenis Dr VA Outpatient Clinic		2			2
JULIE STAATS DO		2			2
UHEALTH CARDIOLOGY			2	100%	2
OCALA REGIONAL KIDNEY CENTER-WEST			2	100%	2
TRINITAS REGIONAL MEDICAL CENTER		1	1	50%	2
DEER'S HEAD CENTER		2			2
BUFFALO CROSSINGS HEALTHCARE AND REHABILITATION CENTER			2	100%	2
HPH HOME CARE		1	1	50%	2
SANFORD REGIONAL HOSPITAL WORTHINGTON		2			2
OHSU LABORATORY SERVICES		2			2
TULANE MEDICAL CENTER			2	100%	2

COVID-19: testing by laboratory

Data through Apr 17, 2021 verified as of Apr 18, 2021 at 09:25 AM

Data in this report are provisional and subject to change.

The numbers in the table below represent the number of Florida and non-Florida residents for whom test results were received by the Department of Health. A person can be tested by more than one laboratory and can have both positive and negative results. **Therefore, the sum of the numbers in each column will be larger than the total number of people tested.**

Reporting lab	Inconclusive	Negative	Positive	Percent positive	Total
QUEST DIAGNOSTICS INCORPORATED			2	100%	2
MINUTECLINIC DIAGNOSTIC, PA #10252		2			2
RHODE ISLAND DEPARTMENT OF HEALTH LABORATORIES			2	100%	2
Edinboro Manor		2			2
EXPRESSCARE URGENT CARE CENTER			2	100%	2
SOWAL HEALTH & DRUG			2	100%	2
VA Greater LA HCS-Santa Maria OPC			2	100%	2
MEDEXPRESS URGENT CARE-MT PLEASANT		1	1	50%	2
ABRAKIDABRA PEDIATRIC CLINIC LLC			2	100%	2
SOUTH TAMPA AFTER HOURS CLINIC			2	100%	2
GILA REGIONAL MEDICAL CENTER		2			2
HIGHLAND PARK LAKEWOOD PRESTON HOLLOW			2	100%	2
CVS AZ33POCT TEMPE		2			2
MEDEXPRESS URGENT CARE - MYLAN			2	100%	2
SYLVAN NURSING			2	100%	2
AdventHealth Care Center Orlando North			2	100%	2
VALUE DRUGS GREENLAWN INC		2			2
Manorcare Health Services - Williamsport South		2			2
CROSSROADS			2	100%	2
MEDEXPRESS URGENT CARE - BROOKHAVEN		2			2
Great Lakes Health Center			2	100%	2
DAYTON CHILDRENS HOSPITAL LAB			2	100%	2
TSALI CARE CENTER		2			2
CVS MA1877POCT NORTON		2			2
OCEAN MEDICAL CENTER		1	1	50%	2
CVS OH5457POCT POWELL		2			2
BLACKBAG DIGITAL HEALTH LLC		2			2
ERGENT MED SAINT SIMONS			2	100%	2
WELL-KEY URGENT CARE SEVIERVILLE			2	100%	2
Garden Isle Healthcare and Rehabilitation Center		2			2
PROSPECT URGENT CARE			2	100%	2
Kroger 777 - The Little Clinic Shelbyville		1	1	50%	2
CORNERSTONE MEDICAL CARE OF BRANDON		2			2
MIDDLEBURG PEDIATRICS			2	100%	2
TWELVE OAKS RECOVERY CENTER			2	100%	2
ROCKWALL URGENT CARE			2	100%	2
HELEN HAYES HOSPITAL LABORATORY		2			2
DIAGNOSTIC CLINIC MEDICAL GROUP INC		2			2
VA West Los Angeles Medical Center		2			2
LARKIN COMMUNITY HOSPITAL PALM SPRINGS CAMPUS		1	1	50%	2
MC DIAGNOSTIC OF CONNECTICUT, PC #252		1	1	50%	2
New Jersey Aim At Smg		2			2
APPLING NURSING & REHABILITATION PAVIL		2			2
Alden Des Plaines			2	100%	2
FLORIDA KEYS PED & ADOLES CTR			2	100%	2
BOCA RATON REGIONAL HOSPITAL INC			2	100%	2

COVID-19: testing by laboratory

Data through Apr 17, 2021 verified as of Apr 18, 2021 at 09:25 AM

Data in this report are provisional and subject to change.

The numbers in the table below represent the number of Florida and non-Florida residents for whom test results were received by the Department of Health. A person can be tested by more than one laboratory and can have both positive and negative results. **Therefore, the sum of the numbers in each column will be larger than the total number of people tested.**

Reporting lab	Inconclusive	Negative	Positive	Percent positive	Total
Manor At Perrysburg		2			2
MEDRITE MEDICAL CARE PC		2			2
JRS LABORATORY			2	100%	2
University Center East			2	100%	2
COVANCE			2	100%	2
MINUTECLINIC DIAGNOSTIC OF VIRGINIA, LLC #1980		2			2
BAYLOR SCOTT & WHITE COMPREHENSIVE WOUND			2	100%	2
TGH Brandon Healthplex Laboratory			2	100%	2
MINUTECLINIC DIAGNOSTICS OF OKLAHOMA		2			2
SOUTHEAST GEORGIA HEALTH SYSTEM			2	100%	2
LIBERTY HEALTH CENTER			2	100%	2
RIVERVIEW MEDICAL CLINIC		2			2
ADVANCED FOOT AND ANKLE OF INDIAN RIVER		2			2
Walgreens #12427		1	1	50%	2
BICKERTON, DAWN		2			2
GOSHEN MEDICAL CENTER			2	100%	2
NYUMC CLINICAL LABORATORIES			2	100%	2
NORTH DAKOTA VETERANS HOME		2			2
Sevierville Health and Rehabilitation		2			2
WyndRidge Health & Rehabilitation		2			2
GALEN BAYLOR EXTENSION		2			2
MERCY CONVENIENT CARE			2	100%	2
FLAGLER HOME CARE			2	100%	2
MEDICAL ASSOCIATES OF BREVARD LLC		1	1	50%	2
LabCorp of America			2	100%	2
PUTNAM COUNTY PUBLIC HEALTH UNIT		2			2
CONWAY MEDICAL CENTER			2	100%	2
CRUC CMCH-COVID-19		2			2
URGENT CARE AND SURGERY CENTER			2	100%	2
NORTHWEST MEDICAL CENTER LABORATORY		2			2
SIMMONS			2	100%	2
GASTROENTEROLOGY ASSOCIATES			2	100%	2
SENDER RETREAT ADULT DAY CARE CENTERS			2	100%	2
CVS AZ5477POCT SURPRISE		2			2
LABTOX LABORATORIES			2	100%	2
BIRMINGHAM INTERNAL MEDICINE ASSOCIATE		1	1	50%	2
INTEGRATED REGIONAL LABS			2	100%	2
UNIVERSITY OF MARYLAND MEDICAL CENTER			2	100%	2
Alden Terrace of McHenry			2	100%	2
BAYCARE LABORATORIES			2	100%	2
HCA HOUSTON ER 24/7			2	100%	2
CONEMAUGH MEMORIAL MEDICAL CENTER		2			2
Louis Stokes Cleveland VA - Midtown Dialysis Center		2			2
Covington Care Nursing and Rehabilitation		2			2
MAINE CENTER FOR DISEASE CONTROL AND PREVENTION			2	100%	2
Avanti Wellness and Rehab			2	100%	2

COVID-19: testing by laboratory

Data through Apr 17, 2021 verified as of Apr 18, 2021 at 09:25 AM

Data in this report are provisional and subject to change.

The numbers in the table below represent the number of Florida and non-Florida residents for whom test results were received by the Department of Health. A person can be tested by more than one laboratory and can have both positive and negative results. **Therefore, the sum of the numbers in each column will be larger than the total number of people tested.**

Reporting lab	Inconclusive	Negative	Positive	Percent positive	Total
RENFREW CENTERS INC		2			2
SUNNYSIDE MANOR		2			2
Eugene J. Towbin Healthcare Center		2			2
ROYAL OAK MEDICAL CENTER LLC DBA CHARACTER FAMILY			2	100%	2
CVS IN8639POCT TERRE HAUTE		2			2
CITRUS PARK			2	100%	2
CVS MINUTE CLINIC #5836		2			2
Waycross Health and Rehabilitation		2			2
NEIGHBORCARE PHARMACY SERVICES		2			2
MIDLAND MEMORIAL HOSPITAL			2	100%	2
DUBOIS CONTINUUM OF CARE COMMUNITY INC		2			2
MELBOURNE URGENT CARE			2	100%	2
ARLINGTON DIALYSIS CENTER LLC		2			2
INTEAM HEALTH, INC.			2	100%	2
MD NOW URGENT CARE MEDICAL CENTERS INC			2	100%	2
Greystone Nursing and Rehab, LLC			2	100%	2
MERCY HEALTH LAB		1	1	50%	2
FLORIDA DEPARTMENT OF HEALTH IN LEE COUNTY		1	1	50%	2
HAILE MEDICAL GROUP PA		2			2
COMPLETE HEALTH MEDICAL CENTER			2	100%	2
CIRRUS DX			2	100%	2
SCIENTIFIC LABORATORY COMPANY		2			2
CHNJ		2			2
ELITE MEDICAL LABORATORY SOLUTIONS LLC			2	100%	2
PRIMARY HEALTH CARE ASSOCIATES INC			2	100%	2
Jersey City Medical Center		2			2
PINARD HOME HEALTH SERVICES INC			2	100%	2
CVS CA9145POCT SANTEE		1	1	50%	2
THE CLUB AT BOYNTON BEACH, LLC			2	100%	2
SARASOTA MEMORIAL MEDICAL URGENT CARE CENTER			2	100%	2
Good Samaritan Society-Blackduck		1	1	50%	2
WALGREENS #06583		2			2
ANNE ARUNDEL MEDICAL CENTER			2	100%	2
LAWRENCE GENERAL HOSPITAL			2	100%	2
VETERANS AFFAIRS MEDICAL CENTER - GREATER LOS ANGELES			2	100%	2
CVS OH2381POCT LEWIS CENTER		2			2
THOMASVILLE REGIONAL MEDICAL CENTER		2			2
UWMC MONTLAKE DEPT OF LAB MED			2	100%	2
MAWD PATHOLOGY GROUP			2	100%	2
PUBLIX PHARMACY #1048		2			2
CAREWELL JW - WORCESTER LNC			2	100%	2
URGENT TEAM MANAGEMENT OF TENNESSEE, L		1	1	50%	2
GIGI WOOD DAVIS DO-FAMILY MEDICINE		2			2
JACKSON LABORATORY OF GENOMIC MEDICINE		2			2
MEDEXPRESS URGENT CARE - SPRINGDALE, S 40TH STREET		2			2
EXPRESS CARE OF THE SHOALS		1	1	50%	2

COVID-19: testing by laboratory

Data through Apr 17, 2021 verified as of Apr 18, 2021 at 09:25 AM

Data in this report are provisional and subject to change.

The numbers in the table below represent the number of Florida and non-Florida residents for whom test results were received by the Department of Health. A person can be tested by more than one laboratory and can have both positive and negative results. **Therefore, the sum of the numbers in each column will be larger than the total number of people tested.**

Reporting lab	Inconclusive	Negative	Positive	Percent positive	Total
HOLY FAMILY MEDICAL CENTER		1	1	50%	2
GULF COAST MEDICAL CENTER RESPIRATORY CARE			2	100%	2
MEDEXPRESS URGENT CARE - WOODBURY			2	100%	2
PUBLIX PHARMACY #1387		2			2
SOUTHERN SURGICAL ARTS		2			2
STARR COUNTY MEMORIAL HOSPITAL			2	100%	2
NORTHSIDE FAMILY MEDICINE AND URGENT CARE (CUMMING)		2			2
BOSTON PUBLIC HEALTH COMMISSION			2	100%	2
APC PEDIATRICS			2	100%	2
HARRINGTON PARK HEALTH AND REHAB		2			2
ADVENTIST HINSDALE HOSPITAL LABORATORY			2	100%	2
Kroger 549 - The Little Clinic Clinton Highway		2			2
CVS TX7151POCT HUMBLE		2			2
FLORIDA DEPARTMENT OF HEALTH PINELLAS COUNTY-			2	100%	2
Highland Ave. Eye Clinic		2			2
JERSEY IRISH MEDICAL		2			2
Kroger 409 - The Little Clinic Hebron Marketplace		1	1	50%	2
CVS OH4327POCT PAINESVILLE		2			2
WALGREENS #13605		2			2
BELLIN HOSPITAL			2	100%	2
Piney Grove Nursing and Rehabilitation Center		2			2
The Palms Nursing and Rehabilitation		1	1	50%	2
JUST BELIEVE RECOVERY CENTER			2	100%	2
MOBILE HEALTH LABS LLC			2	100%	2
ORLANDO HEALTH MEDICAL GROUP		1	1	50%	2
PHYSICIANS LABORATORY SERVICES			2	100%	2
UNIVERSTIY OF ILLINOIS HOSPITAL			2	100%	2
Henry County Health and Rehabilitation		2			2
METHODIST HEALTHCARE - MEMPHIS HOSP		2			2
CVS NV2989POCT NORTH LAS VEGAS		1	1	50%	2
TEXAS REGIONAL ASTHMA & ALLERGY CENTER			2	100%	2
DALLAS BAPTIST UNIVERSITY - HEALTH SERVICES			2	100%	2
HEALTHCARE NETWORK			2	100%	2
Life Care Center of Elyria		2			2
ADVENTHEALTH CENTRA CARE POINCIANA			2	100%	2
DEVLAB, LLC			2	100%	2
UT AUSTIN UNIVERSITY HEALTH SERVICES			2	100%	2
HANOVER ENDOSCOPY CENTER		2			2
MEDPOST - NORTH DALLAS			2	100%	2
CARTER BLOOD CARE			2	100%	2
LIFEGUARD AMBULANCE SERVICES LLC, TEXAS- SAN			2	100%	2
MEDEXPRESS URGENT CARE - WEXFORD		2			2
Robert Cranfield			2	100%	2
Manorcare Health Services West Reading North		2			2
MEMORIAL HOSPITAL OF TAMPA			2	100%	2
Guilford Health Care Center		2			2

COVID-19: testing by laboratory

Data through Apr 17, 2021 verified as of Apr 18, 2021 at 09:25 AM

Data in this report are provisional and subject to change.

The numbers in the table below represent the number of Florida and non-Florida residents for whom test results were received by the Department of Health. A person can be tested by more than one laboratory and can have both positive and negative results. **Therefore, the sum of the numbers in each column will be larger than the total number of people tested.**

Reporting lab	Inconclusive	Negative	Positive	Percent positive	Total
U OF MIAMI MILLER SCHOOL OF MEDICINE			2	100%	2
UMHC HOLLYWOOD LABORATORY			2	100%	2
ST. JOSEPH REGIONAL MEDICAL CENTER			2	100%	2
Walgreens #19019		2			2
Walgreens #10207		2			2
MEDEXPRESS URGENT CARE - CONWAY		2			2
MANASOTA PEDIATRICS			2	100%	2
CVS MA2125POCT NATICK		1	1	50%	2
PALM BAY COMMUNITY OUTPATIENT CLINIC		2			2
Walgreens #9278		2			2
MAGNOLIA MANOR OF COLUMBUS		2			2
PEACEHEALTH CENTRAL		2			2
KAISER SUNNYSIDE MEDICAL CTR LAB		2			2
ORMOND BEACH URGENT CARE			2	100%	2
Kroger 647 - The Little Clinic Newnan Crossings		1	1	50%	2
MEMORIAL HEALTH UNIVERSITY MEDICAL CENTER			2	100%	2
EVERYBODY'S FAMILY CLINIC		2			2
MEDEXPRESS URGENT CARE - SOUTH CHARLESTON		2			2
WEST BOCA MEDICAL CENTER			2	100%	2
HEALTH GROUP CENTER INC			2	100%	2
FEDERAL CORRECTIONAL INSTITUTION MARIANNA			2	100%	2
US LABS		2			2
DALLAS VA MEDICAL CENTER - VA NORTH TEXAS HEALTH CARE SYSTEM			2	100%	2
DELRAY BEACH HEALTH DEPT LAB			2	100%	2
Kroger 407 - The Little Clinic Lexington		1	1	50%	2
RRMC CREEKSIDE LAB		2			2
SHELBYVILLE HOSPITAL COMPANY		2			2
MISSION HOSPITAL REGIONAL MEDICAL CENTER			2	100%	2
UNIVERSITY OF MIAMI SCCC RESEARCH LABORATORY			2	100%	2
CARINGPLUS HOMECARE LLC		1	1	50%	2
DIAGNOSTIC AFFILIATES			2	100%	2
CVS MN663POCT APPLE VALLEY		2			2
PTC LABORATORIES			2	100%	2
Harbor House		2			2
Kroger 441 - The Little Clinic Middletown		2			2
DELAWARE DIAGNOSTICS LABS			2	100%	2
GRACE HEALTHCARE OF LAKE WALES		1	1	50%	2
WARE EXPRESS CARE			2	100%	2
SWEETWATER NURSING CENTER		2			2
Sanford Health & Rehabilitation			2	100%	2
Parkwood in the Pines		2			2
NEWTON MEMORIAL HOSPITAL		2			2
FHCP ASC - ORANGE CITY			2	100%	2
MYKIDZMD PEDIATRICS PLLC		2			2
MIDDLE TENN MENTAL HEALTH INSTITUTE		2			2
MINUTECLINIC #1773		2			2

COVID-19: testing by laboratory

Data through Apr 17, 2021 verified as of Apr 18, 2021 at 09:25 AM

Data in this report are provisional and subject to change.

The numbers in the table below represent the number of Florida and non-Florida residents for whom test results were received by the Department of Health. A person can be tested by more than one laboratory and can have both positive and negative results. **Therefore, the sum of the numbers in each column will be larger than the total number of people tested.**

Reporting lab	Inconclusive	Negative	Positive	Percent positive	Total
87TH MEDICAL GROUP - MCGUIRE AMBULATORY CARE FACILITY		2			2
CVS MA38POCT CHARLTON		2			2
GENETIC ASSAYS INC			2	100%	2
Mary Anna Nursing Home		2			2
BAYOU GARDENS DUNEDIN LLC		2			2
ON-SITE MEDICAL SOLUTIONS		2			2
MILFORD REGIONAL HOSPITAL			2	100%	2
PREMIER FAMILY CARE I, INC			2	100%	2
REELFOOT FAMILY WALK IN CLINIC - TIPT		2			2
PALM BEACH DIGESTIVE ASSOCIATES			2	100%	2
WARD MEMORIAL HOSPITAL		2			2
NEMOURS CHILDREN'S PRIMARY CARE THE VILLAGES		2			2
LABCORP OF AMERICA HOLDINGS		1	1	50%	2
REHOBOTH MCKINLEY CHRISTIAN HOSPITAL		2			2
EASTSIDE SPORTS COMPLEX			2	100%	2
MIDWAY SPECIALTY CARE CENTER INC		2			2
MEDEXPRESS URGENT CARE-SALINA, S 9TH ST		2			2
MCLAREN REGIONAL MEDICAL CENTER			2	100%	2
Kroger 519 - The Little Clinic Georgesville Square		2			2
LEGACY LABORATORY SERVICES			2	100%	2
SALEM VAMC		2			2
PRIMACARE MEDICAL LAKEWOOD			2	100%	2
BAPTIST HOSPITAL OF MIAMI MCI BROWARD LABORATORY			2	100%	2
MEDEXPRESS URGENT CARE CHICOPEE		1	1	50%	2
KEY WEST HMA PHYSICIAN MANAGEMENT, LLC			2	100%	2
CQUENTIA NGS, LLC			2	100%	2
A+ URGENT/PRIMARY CARE			2	100%	2
OAKMONT OF UNION SC, LLC		2			2
ASSOCIATES IN UROGYNECOLOGY MD LLC		2			2
MY INSTADOC - HOWELL URGENT CARE		2			2
John L. McClellan Memorial Veterans Hospital		2			2
Imboden Creek Living Center		2			2
TENNESSEE VALLEY HCS			2	100%	2
AZALEA HEALTH AND REHABILITATION		2			2
Kroger 020 - The Little Clinic Wheat Ridge		2			2
BFT LAB			2	100%	2
PPD CLINICAL RESEARCH UNIT			2	100%	2
PALMETTO BAY MEDICAL CENTER		1	1	50%	2
SHORE MEDICAL CENTER		2			2
WILCOX MEDICAL CENTER-ALMA COLLEGE		2			2
CVS AZ9277POCT TUCSON		2			2
Kroger 853 - The Little Clinic East Broad Street		2			2
TRUE HEALTH INC			2	100%	2
CPL LABS			2	100%	2
COOPER CLINIC			2	100%	2
Chatham Nursing and Rehab Center		2			2

COVID-19: testing by laboratory

Data through Apr 17, 2021 verified as of Apr 18, 2021 at 09:25 AM

Data in this report are provisional and subject to change.

The numbers in the table below represent the number of Florida and non-Florida residents for whom test results were received by the Department of Health. A person can be tested by more than one laboratory and can have both positive and negative results. **Therefore, the sum of the numbers in each column will be larger than the total number of people tested.**

Reporting lab	Inconclusive	Negative	Positive	Percent positive	Total
POINT OF CARE PRIVATE HEALTH MANAGEMENT			2	100%	2
PLAINS REGIONAL MEDICAL CENTER		2			2
PATIENT FIRST-BATTLEFIELD			2	100%	2
PM PEDIATRICS OF BAYSIDE PLLC - HOPEWELL JUNCTION		2			2
MEASE MANOR MEMORY CARE		2			2
DRR JMC URGENT CARE DONALD ROSS			2	100%	2
Good Samaritan Society Waukon		2			2
Kroger 130 - The Little Clinic Colorado Springs		2			2
AMEDISYS HOME HEALTH OF GREENVILLE			2	100%	2
VA WNYHCS - Buffalo Division		1	1	50%	2
HEALTH & REHAB CTR AT DOLPHINS VIEW, THE			2	100%	2
Wetumpka Health and Rehab, LLC		2			2
Beecher Manor Nursing and Rehabilitation Center		2			2
CVS NV5286POCT HENDERSON		2			2
VISITING PHYSICIANS OF THE TREASURE COAST LLC			2	100%	2
MINUTE CLINIC DIAGNOSTIC OF KANSAS PA		2			2
LAB CORP OF AMER SAN DIEGO			2	100%	2
BMC/JACSONVILLE		1	1	50%	2
ST LUKES HOSPITAL			2	100%	2
EASTLAKE MEDICAL CENTER		2			2
MEDEXPRESS URGENT CARE - CINNAMINSON		1	1	50%	2
JEFFERSON WASHINGTON TOWNSHIP HOSPITAL		2			2
Essex Center for Rehabilitation and Healthcare		2			2
PUBLIC HEALTH LABORATORY	1		1	50%	2
Green Mountain Nursing and Rehabilitation		2			2
SANTA ROSA COUNTY HEALTH DEPARTMENT			2	100%	2
PBSO HEALTH AND WELLNESS CENTER			2	100%	2
Luther Acres Manor		2			2
RM PHARMACY SERVICES INC		1	1	50%	2
WALKONCLINIC			2	100%	2
QUALITY URGENT CARE CENTER		1	1	50%	2
VA CBOC			2	100%	2
LIFT HEALTH		2			2
PEACE RIVER MEDICAL CENTER		2			2
RDX BIOSCIENCE INC			2	100%	2
REGIONS HOSPITAL LABORATORY			2	100%	2
WINDERMERE PEDIATRICS			2	100%	2
ASCENSION ST VINCENT'S RIVERSIDE			2	100%	2
BAPTIST HOSPITAL INTERNAL MEDICINE GULF BREEZE			2	100%	2
ORCHARD LABORATORIES			2	100%	2
SCHEURER HOSPITAL		2			2
SAMARITAN PACIFIC COMMUNITIES HOSPITAL		2			2
SCDHEC BUREAU OF LABORATORIES			2	100%	2
FLORIDA MENTOR FAULKNER GROUP HOME			2	100%	2
Van Wert Manor		2			2
SUNCOAST BLOOD BANK			2	100%	2

COVID-19: testing by laboratory

Data through Apr 17, 2021 verified as of Apr 18, 2021 at 09:25 AM

Data in this report are provisional and subject to change.

The numbers in the table below represent the number of Florida and non-Florida residents for whom test results were received by the Department of Health. A person can be tested by more than one laboratory and can have both positive and negative results. **Therefore, the sum of the numbers in each column will be larger than the total number of people tested.**

Reporting lab	Inconclusive	Negative	Positive	Percent positive	Total
WEST FLORIDA MEDICAL ASSOCIATES, PA			2	100%	2
RAPID RESULT CORP LLC		1	1	50%	2
COBLESKILL REGIONAL HOSPITAL		2			2
Kroger 096 - The Little Clinic Orchard and Holly		2			2
MEDEXPRESS URGENT CARE - LINCOLN VILLA		2			2
SUMMIT CLINICAL LABORATORIES LLC			2	100%	2
GOLDSTEIN			2	100%	2
COLONIAL HEALTH CARE		1	1	50%	2
TLC MEDICAL			2	100%	2
TALLAHASSEE MEMORIAL HEALTHCARE FAMILY MED RESIDENCY			2	100%	2
Kroger 426 - The Little Clinic Suwanee		2			2
DALLAS MEDICAL CENTER			2	100%	2
UNM SANDOVAL REGIONAL MEDICAL CENTER		2			2
STUART SURGERY CENTER, LLC			2	100%	2
RIVER CITY MEDICAL ASSOCIATES, INC			2	100%	2
MAYO CLINIC COUMADIN CLINIC LABORATORY		1	1	50%	2
PANCARE HEALTH - SNEADS ELEMENTARY			2	100%	2
ENVOY OF FORK UNION, LLC DBA ENVOY AT THE VILLAGE		2			2
MOBILE PHLEBOTOMY SERVICES			2	100%	2
BAPTIST HEALTH LEXINGTON			2	100%	2
SPECTRUM HEALTH			2	100%	2
SIGNAL DIAGNOSTICS DBA FLOWHEALTH LABS			2	100%	2
CVS NC4169POCT FAYETTEVILLE		2			2
MEDEXPRESS URGENT CARE - LINCOLN		2			2
TEXAS HEALTH CARE			2	100%	2
SPRINGHILL SENIOR RESIDENCE		2			2
HEALTH FIRST MEDICAL GROUP			2	100%	2
ASCENSION ST MICHAEL'S HOSPITAL LAB		1	1	50%	2
SWEDISH COVENANT HOSPITAL			2	100%	2
BAYCARE OUTREACH LAB WH SOUTH			2	100%	2
CORNELIA REDDY URGENT CARE		2			2
CDK LIBERTY ENTERPRISES, LLC		2			2
MCCALLIE SCHOOL-STUDENT HEALTH CENTER		2			2
PEDIATRIC HEALTH CARE		1	1	50%	2
CVS CA8882POCT SAN CLEMENTE		2			2
SMITH NORTHVIEW HOSPITAL LAB			2	100%	2
JOHNSON CITY MEDICAL CENTER		1	1	50%	2
DEPT OF HEALTH			2	100%	2
ROBERTS WESLEYAN COLLEGE HEALTH CENTE		2			2
NAVAL MEDICAL CENTER			2	100%	2
SHEPHERD CENTER CLINICAL LABORATORY		2			2
HEALTH NETWORK			2	100%	2
Cortland Acres Association		2			2
VOLUNTEERS OF AMERICA OF FLORIDA			2	100%	2
Fairlane Gardens Nursing and Rehab at Reading		2			2
OMEGA RESEARCH CONSULTANTS			2	100%	2

COVID-19: testing by laboratory

Data through Apr 17, 2021 verified as of Apr 18, 2021 at 09:25 AM

Data in this report are provisional and subject to change.

The numbers in the table below represent the number of Florida and non-Florida residents for whom test results were received by the Department of Health. A person can be tested by more than one laboratory and can have both positive and negative results. **Therefore, the sum of the numbers in each column will be larger than the total number of people tested.**

Reporting lab	Inconclusive	Negative	Positive	Percent positive	Total
BROOKS -TLC HOSPITAL SYSTEM			2	100%	2
OAKBRIDGE TERRACE AT SAE			2	100%	2
ILLINOIS DEPT OF PUBLIC HEALTH LABS			2	100%	2
UNIVERSITY HOSPITAL OF BROOKLYN		2			2
RAPID MD			2	100%	2
PRONTO URGENT CARE			2	100%	2
KIVA AT MOUNT DORA			2	100%	2
ADVANCED MEDICAL OF FLORIDA			2	100%	2
WALGREENS #15495		1	1	50%	2
SHELL POINT HOME HEALTH			2	100%	2
CARE ATC SUN HYDRAULICS TALLAVAST			2	100%	2
APALACHEE CENTER INC		2			2
VALLEY MEDICAL LABORATORY			2	100%	2
SOUTHERN BREEZE HEALTHCARE		1	1	50%	2
FLORIDA MEDICAL CENTER OF CLEARWATER		2			2
TMH PHYSICIAN PARTNERS MONTICELLO		1	1	50%	2
EASTERN NEW MEXICO UNIVERSITY STUDENT		2			2
RENE F CEDENO DMD PA		2			2
WELLMED AT SOUTH STUART		2			2
ECHCS - Jewell Clinic		1			1
Gulf Coast health and Rehabilitation, LLC		1			1
SYNERGENE LABORATORY			1	100%	1
LRHS Pablo Urgent Care		1			1
RENOWN REGIONAL MEDICAL CENTER			1	100%	1
Elm Crest Senior Living Community		1			1
SUMMERFORD NURSING HOME, INC.		1			1
BRUNSWICK HEALTH AND REHABILITATION CE		1			1
BAPTIST HEALTH PRIMARY CARE AT CUTLER BAY			1	100%	1
Crisp Regional Nursing and Rehab Center		1			1
Springdale Village		1			1
Kroger 368 - The Little Clinic Frankfort West		1			1
NEW ERA COMMUNITY HEALTH CENTER LLC		1			1
HARDVARD VANGUARD MEDICAL ASSOCIATES - NEEDHAM			1	100%	1
Victory Health and Rehabilitation			1	100%	1
FAMILY PRACTICE OF CENTRAL FLORIDA PA			1	100%	1
ST. LUKES HOSPITAL			1	100%	1
THE INTERNAL MEDICAL GROUP		1			1
CARSON NURSING AND REHABILITATION CENTER		1			1
CDR MAGUIRE - STUART MISSION			1	100%	1
Sherwood Oaks Health Center			1	100%	1
SPEARE MEMORIAL HOSPITAL			1	100%	1
STUDENT HEALTH CENTER			1	100%	1
SCRIPPS MERCY HOSPITAL			1	100%	1
EVANS FAMILY CARE PA			1	100%	1
COVE AT THE MARBELLA,THE			1	100%	1
Parkwood Healthcare Facility		1			1

COVID-19: testing by laboratory

Data through Apr 17, 2021 verified as of Apr 18, 2021 at 09:25 AM

Data in this report are provisional and subject to change.

The numbers in the table below represent the number of Florida and non-Florida residents for whom test results were received by the Department of Health. A person can be tested by more than one laboratory and can have both positive and negative results. **Therefore, the sum of the numbers in each column will be larger than the total number of people tested.**

Reporting lab	Inconclusive	Negative	Positive	Percent positive	Total
GREATER TAMPA AT HOME			1	100%	1
SAINT BARNABAS MEDICAL CENTER		1			1
BELMONT VILLAGE AT JOHNS CREEK		1			1
CRUSADER COMMUNITY HEALTH			1	100%	1
HELGEMO & LIOU PEDIATRICS			1	100%	1
Kroger 894 - The Little Clinic NEC		1			1
LIFE CARE CENTER OF HILTON HEAD		1			1
SV MOBILE HEALTH			1	100%	1
ST VINCENT'S AMBULATORY CARE INC			1	100%	1
ARGENTINE CARE CENTER		1			1
BHS PHYSICIAN NETWORK			1	100%	1
COASTAL PEDIATRICS LLC			1	100%	1
OXY-GENLAB			1	100%	1
Westminster Canterbury Richmond		1			1
SOUTH COUNTY MEDICAL CENTER			1	100%	1
CALIFORNIA PUBLIC HEALTH LABORATORY			1	100%	1
PALM BEACH DIABETES AND ENDOCRINE SPECIALISTS, PA			1	100%	1
BAYOU URGENT CARE			1	100%	1
LEGACY AT HIGHWOODS PRESERVE		1			1
Ladera Center		1			1
MID-FLORIDA PATHOLOGY LLC		1			1
EPIC CARE PHARMACY		1			1
SIGNATURE CARE MIDLAND			1	100%	1
JAX FAMILY CARE		1			1
MD NOW MEDICAL CENTERS, INC			1	100%	1
Le Roy Village Green		1			1
BEAUMONT HOSPITAL			1	100%	1
ACUTE AND COMMUNICABLE DISEASE PREVENTION			1	100%	1
WAKE FOREST MEDICAL CENTER LABORATORY			1	100%	1
ASSURANCE HEALTHCARE AND COUNSELING CENTER		1			1
Brown Nursing Home		1			1
PATIENT FIRST - SICKLERVILLE		1			1
WESTCOAST FAMILY PRACTICE		1			1
2504-HOMEWOOD		1			1
ALLIANCE LABORATORY SERVICES			1	100%	1
Avon Health Center		1			1
Hempfield Manor		1			1
JACKSON MADISON CO. GEN. HOSPITAL			1	100%	1
LITTLE FALLS HOSPITAL LABORATORY		1			1
MEDEXPRESS URGENT CARE-MEADVILLE			1	100%	1
Rio Grande City Nursing and Rehab Center			1	100%	1
Salem Hills Rehabilitation and Nursing Center		1			1
Falmouth By The Sea			1	100%	1
OMAHA VA MEDICAL CENTER			1	100%	1
Greene Meadows Nursing and Rehabilitation Center		1			1
CLEVELAND HEARTLAB			1	100%	1

COVID-19: testing by laboratory

Data through Apr 17, 2021 verified as of Apr 18, 2021 at 09:25 AM

Data in this report are provisional and subject to change.

The numbers in the table below represent the number of Florida and non-Florida residents for whom test results were received by the Department of Health. A person can be tested by more than one laboratory and can have both positive and negative results. **Therefore, the sum of the numbers in each column will be larger than the total number of people tested.**

Reporting lab	Inconclusive	Negative	Positive	Percent positive	Total
ORCHID TERRACE		1			1
Brownwood Nusing & Rehabilitation		1			1
PEDRO MENENDEZ HEALTH CENTER AT ST JOHNS			1	100%	1
MADISON REHABILITATION HOSPITAL		1			1
FALKVILLE HEALTHCARE		1			1
CAPITAL HEALTH PLAN - GOVERNORS SQUARE			1	100%	1
TEXAS HEALTH ARLINGTON MEMORIAL HOSPITAL			1	100%	1
SUMMIT DETOX INC			1	100%	1
VISTA LAKE ASSISTED LIVING			1	100%	1
SACRED HEART MEDICAL CENTER			1	100%	1
Nemours Children's Clinic-Orla			1	100%	1
ANDERSON FAMILY MEDICINE			1	100%	1
ADVENTHEALTH PHYSICIAN GROUP - APPLEWOOD			1	100%	1
METROPOLITAN			1	100%	1
CITRONELLE HEALTH AND REHABILITATION CENTER		1			1
NEW HORIZON PRIMARY CARE LLC			1	100%	1
GADSDEN FAMILY PRACTICE		1			1
LP Marietta II, LLC		1			1
Kroger 390 - The Little Clinic North College Hill		1			1
Melbourne Terrace Rehabilitation Center			1	100%	1
Ramsey Village		1			1
ANMED HEALTH MEDICAL CENTER			1	100%	1
THE LITTLE CLINIC LLC			1	100%	1
CareATC - Columbia College #58		1			1
AUTUMN HOUSE			1	100%	1
MEDEXPRESS URGENT CARE - NUTLEY		1			1
CHILDREN'S AT SATELLITE BOULEVARD URGE		1			1
GENERATIONS CENTER OF SPENCER		1			1
MEADOWS PARK HEALTH AND REHABILITATION		1			1
DIXIE REGIONAL MEDICAL CENTER			1	100%	1
PRIORITY CARE LLC			1	100%	1
MEDICAL CLINIC OF HOUSTON			1	100%	1
MED CHOICE CENTER OF NORTH MIAMI			1	100%	1
Indian Oaks Living Center		1			1
ALBUQUERQUE INDIAN HEALTH CENTER		1			1
GATEWAY FAMILY HEALTH CLINIC			1	100%	1
Fulton County Medical Center Long Term Care			1	100%	1
Kroger 838 - The Little Clinic Fairborn		1			1
WILLOWBROOKE COURT AT MATTHEWS GLEN		1			1
LABTECH DIAGNOSTICS			1	100%	1
IRA FIALKO DO			1	100%	1
MEDEXPRESS URGENT CARE - HAMILTON SQUA		1			1
HUNEYCUTT FAMILY PRACTICE			1	100%	1
DIGESTIVE DISEASE CARE PC		1			1
ELKTON TRANSITIONAL CARE CENTER		1			1
Signature Healthcare of Fort Wayne		1			1

COVID-19: testing by laboratory

Data through Apr 17, 2021 verified as of Apr 18, 2021 at 09:25 AM

Data in this report are provisional and subject to change.

The numbers in the table below represent the number of Florida and non-Florida residents for whom test results were received by the Department of Health. A person can be tested by more than one laboratory and can have both positive and negative results. **Therefore, the sum of the numbers in each column will be larger than the total number of people tested.**

Reporting lab	Inconclusive	Negative	Positive	Percent positive	Total
GENEVA FAMILY HEALTH			1	100%	1
MID FLORIDA BIOLOGICALS			1	100%	1
Kroger 353 - The Little Clinic Harpers Point		1			1
HUNTERS CREEK MEDICAL ASSOCIATES PA		1			1
CENTRAL CAROLINA HOSPITAL			1	100%	1
TMH URGENT CARE CENTER			1	100%	1
BEACH CARE PLLC			1	100%	1
HEALTHFORCE PARTNERS INC			1	100%	1
BRIGHAM YOUNG UNIV STUDENT HEALTH CTR			1	100%	1
PEDRO L ORTEGA MD PA			1	100%	1
CARESPOT - LEE VISTA			1	100%	1
DOYLESTOWN HOSPITAL			1	100%	1
BANNER UNIVERSITY MEDICAL CENTER			1	100%	1
DISCOVERY AT HOME, LLC			1	100%	1
NABI		1			1
GAMMA HEALTHCARE, INC		1			1
FLORIDA HOME HEALTH			1	100%	1
CACERES SPECIALIZED GYNECOLOGY		1			1
CVS M08595POCT RAYMORE		1			1
SOUTHERN SPRINGS HEALTH CARE		1			1
GOOD SAMARITAN SOCIETY-FOREST CITY		1			1
Strasburg Care Center		1			1
SJMC PHYSICIAN SERVICES			1	100%	1
Big River Nursing and Rehab		1			1
BAPTIST MINOR MEDICAL CENTER			1	100%	1
BLOOD SYSTEMS LABORATORIES			1	100%	1
HARTFORD HEALTH CARE & REHABILITATION			1	100%	1
BAYLOR SCOTT & WHITE ALL SAINTS MEDICAL CENTER FT			1	100%	1
SACRED HEART HOSPITAL			1	100%	1
BIODORON LABORATORIES			1	100%	1
MISSION REGIONAL MEDICAL CENTER			1	100%	1
THE CHRIST HOSPITAL			1	100%	1
LACKAWANNA HEALTH AND REHAB CENTER		1			1
SUNRISE/QUAY COUNTY HEALTH CLINIC		1			1
WALGREENS #4086		1			1
WESLEY MEDICAL CENTER			1	100%	1
WINCHESTER URGENT CARE, PC		1			1
NAVICENT HEALTH OCONEE, LLC		1			1
Chateau Girardeau			1	100%	1
RAYMOND F CARON MD			1	100%	1
Hillside Rehab and Care Center			1	100%	1
TAMPA HEALTH CARE PROVIDERS PA		1			1
Urgent Care 24/7 Orlando LLC			1	100%	1
COLOMBO'S PHARMACY		1			1
SOUTHEASTERN PATHOLOGY ASSOCIATES			1	100%	1
MEDEXPRESS URGENT CARE -HOWELL US HWY		1			1

COVID-19: testing by laboratory

Data through Apr 17, 2021 verified as of Apr 18, 2021 at 09:25 AM

Data in this report are provisional and subject to change.

The numbers in the table below represent the number of Florida and non-Florida residents for whom test results were received by the Department of Health. A person can be tested by more than one laboratory and can have both positive and negative results. **Therefore, the sum of the numbers in each column will be larger than the total number of people tested.**

Reporting lab	Inconclusive	Negative	Positive	Percent positive	Total
OXLEY PARK HEALTH & REHAB		1			1
DIMMIT REGIONAL HOSPITAL			1	100%	1
San Antonio Residence and Rehabilitation Center		1			1
STAT EMERGENCY CENTER			1	100%	1
FAU MEMORY & WELLNESS CENTER			1	100%	1
BOND COUNTY HEALTH DEPARTMENT			1	100%	1
Pinnacle Assisted Living			1	100%	1
Carrollton Manor Inc		1			1
Shoreline Care Center			1	100%	1
NEVADA DEPARTMENT OF HEALTH AND HUMAN SERVICES			1	100%	1
SACRED HEART HEALTH SYSTEM- MIDWIFE PROGRAM			1	100%	1
STERLING HOUSE OF PORT ORANGE		1			1
PALM COTTAGE OPERATOR LLC			1	100%	1
CARENOW MURFREESBORO MEDICAL CENTER PK		1			1
LAKE LURE HEALTH CENTER			1	100%	1
CARESPOT EXPRESS HEALTHCARE BOYNTON BEACH			1	100%	1
LEELANAU OPCO, LLC		1			1
STITCHES ACUTE CARE CENTER OF CHEYENNE			1	100%	1
Isle Health and Rehabilitation Center			1	100%	1
ATLANTIS VISION CENTER			1	100%	1
Walgreens #5065		1			1
ADVANCED CARDIOVASCULAR DIAGNOSTICS PL		1			1
Walgreens #11724		1			1
WILSON FAMILY MEDICINE LLC		1			1
FORT MYERS DIALYSIS		1			1
FRESENIUS SOUTH FORT MYERS		1			1
PULSE MEDICAL DOCTOTS LLC			1	100%	1
KIDS CARE PEDIATRICS			1	100%	1
CENTRAL FLORIDA HEALTH CARE, INC			1	100%	1
HARRIS URGENT CARE CENTER			1	100%	1
Lemont Nursing and Rehab Center			1	100%	1
BRIGHT HEALTH CLINIC CORP			1	100%	1
STEWART FLORIDA ALF, INC			1	100%	1
Florence Nursing and Rehabilitation Center		1			1
WESTON COUNTY HEALTH SERVICES			1	100%	1
ALLIED PHYSICIANS GROUP		1			1
ST JOHN HOSPITAL & MEDICAL CENTER MICRO			1	100%	1
FLAGLER PROFESSIONAL HEALTH CARE SERVICES INC		1			1
RIVERSIDE MEDICAL CENTER		1			1
ROSE HAVEN NURSING CENTER		1			1
CUSTOM SCRIPTS PHARMACY		1			1
ADVENTHEALTH MEDICAL GROUP OBSTETRICS AND			1	100%	1
PEDIATRIC ASSOCIATES OF JULINGTON CREEK			1	100%	1
PATIENT FIRST - GARRISONVILLE			1	100%	1
INNOVATIVE CARE PARTNERS PLLC			1	100%	1
SIPERSTEIN DERMATOLOGY LLC			1	100%	1

COVID-19: testing by laboratory

Data through Apr 17, 2021 verified as of Apr 18, 2021 at 09:25 AM

Data in this report are provisional and subject to change.

The numbers in the table below represent the number of Florida and non-Florida residents for whom test results were received by the Department of Health. A person can be tested by more than one laboratory and can have both positive and negative results. **Therefore, the sum of the numbers in each column will be larger than the total number of people tested.**

Reporting lab	Inconclusive	Negative	Positive	Percent positive	Total
SANTA CLARA VALLEY MEDICAL CENTER			1	100%	1
MDS PHARMA SERVICES		1			1
USC VERDUGO HILLS HOSPITAL			1	100%	1
VA ST LOUIS HEALTH CARE SYSTEM			1	100%	1
Oceanside Health & Rehabilitation Center		1			1
White Oak Manor - Rock Hill		1			1
HALE KUPUNA HERITAGE HOME		1			1
CAROLINAS PHYSICIAN NETWORK			1	100%	1
FLORIDA MEDICAL CLINIC PA GI			1	100%	1
DILELLA			1	100%	1
MEDEXPRESS-DOVER		1			1
SKYRIDGE CLINICAL ASSOCIATES		1			1
VA Healthcare Center- Newburg		1			1
Pinnacle Health and Rehab at South Portland		1			1
441 URGENT CARE CENTER - BROWNWOOD			1	100%	1
Northpoint Lexington Healthcare		1			1
ER NEAR ME HULEN		1			1
EXPRESS LAB LIVINGSTON			1	100%	1
GENESIS HOME HEALTH CARE SERVICES OF			1	100%	1
CONVENIENT MD			1	100%	1
CLERMONT PEDIATRICS, PA			1	100%	1
Community Compassion Center of Batesville			1	100%	1
MD NOW URGENT CARE			1	100%	1
BAYLOR SCOTT & WHITE MEDICAL SURGICAL CLINIC			1	100%	1
PALMETTO PRIMARY CARE PHYSICIANS			1	100%	1
SURGERY CENTER, THE			1	100%	1
FAIRVIEW SOUTHDALE			1	100%	1
Heartland of Perrysburg		1			1
PINELLAS POINT NURSING AND REHAB CENTER			1	100%	1
CHATEAU MADELEINE - SENIOR LIVING & MEMORY CARE			1	100%	1
WASHINGTON SOLDIERS HOME AND COLONY		1			1
HARDIN HEALTH INC		1			1
Accordius Health at Harrisonburg		1			1
Livingston County Center for Nursing and Rehabilitation		1			1
BROOKSHIRE, THE			1	100%	1
CARENOW-MONTGOMERY			1	100%	1
Arch Plaza Nursing and Rehabilitation Center			1	100%	1
SANFORD LABORATORIES WATERTOWN			1	100%	1
MARTINSBURG VAMC		1			1
CANDLER HOSPITAL			1	100%	1
ST JUDE CARE CENTER		1			1
URGENT CARE NORTHWEST		1			1
BRISTOL CHILDRENS CLINIC			1	100%	1
EDITH NOURSE ROGERS MEMORIAL VAMC		1			1
PREMISEHEALTH		1			1
WALGREENS #15291		1			1

COVID-19: testing by laboratory

Data through Apr 17, 2021 verified as of Apr 18, 2021 at 09:25 AM

Data in this report are provisional and subject to change.

The numbers in the table below represent the number of Florida and non-Florida residents for whom test results were received by the Department of Health. A person can be tested by more than one laboratory and can have both positive and negative results. **Therefore, the sum of the numbers in each column will be larger than the total number of people tested.**

Reporting lab	Inconclusive	Negative	Positive	Percent positive	Total
Kroger - KR003500568			1	100%	1
Broomall Manor		1			1
Lexington Medical Center Extended Care		1			1
SEATTLE-KING COUNTY			1	100%	1
ABSOLUTE QUICK CARE			1	100%	1
AMERICAN MEDICAL RESPONSE - FARMER BRA		1			1
Medicalodges Neosho			1	100%	1
CENTRAL ALABAMA HEALTH CARE SYSTEM			1	100%	1
GUILFORD IMMEDIATE CARE, SYAH, LLC		1			1
SPECIALTY DRUG TESTING			1	100%	1
UNIVERSITY OF SOUTH FLORIDA			1	100%	1
BRANKO D PEJIC MD FAMILY PRACTICE			1	100%	1
SUNCOAST RESEARCH GROUP LLC			1	100%	1
Baypoint Healthcare Center			1	100%	1
TRITENN LLC		1			1
Manor Care of Dallastown d/b/a ManorCare Health Services - Dallastown		1			1
FAIRFIELD MEDICAL CENTER			1	100%	1
FOUNDATION LABORATORY			1	100%	1
MCG HOSPITALS AND CLINICS			1	100%	1
Glen Oaks Health and REhabilitation		1			1
MARTIN MEM FAMILY CARE AT ST LUCIE W			1	100%	1
ST JOHNS MEDICAL CENTER		1			1
CVS MA1121POCT WESTFORD		1			1
PREMIER HEALTH CARE INC			1	100%	1
Eden Meadows		1			1
VA OPTOMETRY CLINIC			1	100%	1
LEHIGH PULMONARY ASSOCIATES			1	100%	1
URGENT DOC -NACOGODOCHES CLINIC			1	100%	1
THE HEART HOSPITAL BAYLOR PLANO			1	100%	1
PATIENT FIRST - WOODBURY		1			1
MEDEXPRESS URGENT CARE - CABOT			1	100%	1
Kroger 356 - The Little Clinic Middletown		1			1
LAKEWOOD RANCH MEDICAL GROUP LLC			1	100%	1
BAYSHORE DIALYSIS			1	100%	1
Kroger 444 - The Little Clinic Dent		1			1
LAKESIDE MEDICAL CENTER		1			1
Sage Bluff Health & Rehabilitation Center		1			1
MBMG OF WINTER HAVEN			1	100%	1
WALMART PHARMACY 10-4554		1			1
Ohman Family Living at Holly Assisted Living		1			1
FAMILY MEDICAL CENTER		1			1
SUREPOINT URGENT CARE PADRE ISLAND			1	100%	1
ST. MARY MEDICAL CENTER		1			1
Kroger 465 - The Little Clinic Oakley		1			1
CHC			1	100%	1
ST LUKE'S CORNWALL HOSPITAL N			1	100%	1

COVID-19: testing by laboratory

Data through Apr 17, 2021 verified as of Apr 18, 2021 at 09:25 AM

Data in this report are provisional and subject to change.

The numbers in the table below represent the number of Florida and non-Florida residents for whom test results were received by the Department of Health. A person can be tested by more than one laboratory and can have both positive and negative results. **Therefore, the sum of the numbers in each column will be larger than the total number of people tested.**

Reporting lab	Inconclusive	Negative	Positive	Percent positive	Total
CARENOW URGENT CARE - ANTIOCH		1			1
BOTTINEAU GOOD SAMARITAN CENTER		1			1
ASSOCIATES MD MEDICAL GROUP INC			1	100%	1
JP MORGAN CHASE HEALTH SERVICES			1	100%	1
WHEATON FRANCISCAN LABORATORY			1	100%	1
WALGREENS_CHICAGO		1			1
MEMORIAL HOSPITAL LOS BANOS			1	100%	1
MT SINA1 HOSPICE			1	100%	1
HEALTH & WELLNESS PROFESSIONALS INC			1	100%	1
PORTAGE MEDICAL CENTER			1	100%	1
Kroger 670 - The Little Clinic Powell		1			1
URGENT CARE OF COASTAL GEORGIA			1	100%	1
GIBSON AREA PRIMARY CARE			1	100%	1
INDIAN RIDGE		1			1
Mason Health and Rehab		1			1
1ST MED DOTHAN			1	100%	1
VELOCITY URGENT CARE - CHIMNEY HILL			1	100%	1
COASTAL ER IX, PHYSICIANS PREMIER			1	100%	1
KANA MEDICAL			1	100%	1
THE LITTLE CLINIC, LLC			1	100%	1
PEDIATRIC PARTNERS			1	100%	1
NEXTCARE NIFONG			1	100%	1
SOUTHWEST FLORIDA DIVISION LAB			1	100%	1
MERRILL GARDENS AT CHAMPIONSGATE			1	100%	1
ADVENTHEALTH MEDICAL GROUP UROLOGY AT EAST ORLANDO		1			1
CVS NY2297002CV NEW YORK			1	100%	1
SAINT JOSEPHS HOSPITAL OF ATLANTA			1	100%	1
OUCH URGENT CARE			1	100%	1
PHOEBE HOME INC		1			1
Jenkins Living Center		1			1
HENRY FORD WEST BLOOMFIELD HOSPITAL			1	100%	1
Diversicare of Smyrna		1			1
MEMORIAL URGENT CARE CENTER -			1	100%	1
Wildwood Healthcare		1			1
ST MARYS HEALTH CARE SYSTEM		1			1
GENESIS MICROBIOLOGY LAB		1			1
Birmingham Nursing and Rehabilitation East LLC		1			1
Maplewood of Cheshire County		1			1
JPS HEALTH CENTER AT TRUE WORTH PLACE			1	100%	1
CVS IL2297651CV JOLIET		1			1
DERMDX, DIV OF AURORA DIAGNOSTICS/BERNHARDT LAB		1			1
ROYAL PALM PEDIATRICS			1	100%	1
NSPIRE HEALTHCARE PLANTATION			1	100%	1
CERMAK HEALTH SERVICES			1	100%	1
ADVANCED RESEARCH AND DIAGNOSTIC LABORATORY UNIVERSITY OF MINNESOTA			1	100%	1
FLORIDA ADVANCED MEDICAL AND DERM AESTHETICS LLC			1	100%	1

COVID-19: testing by laboratory

Data through Apr 17, 2021 verified as of Apr 18, 2021 at 09:25 AM

Data in this report are provisional and subject to change.

The numbers in the table below represent the number of Florida and non-Florida residents for whom test results were received by the Department of Health. A person can be tested by more than one laboratory and can have both positive and negative results. **Therefore, the sum of the numbers in each column will be larger than the total number of people tested.**

Reporting lab	Inconclusive	Negative	Positive	Percent positive	Total
Robinson Terrace Rehabilitation and Nursing Center		1			1
WOOD COUNTY HEALTH DEPARTMENT			1	100%	1
Monument Health Strugis Care Center		1			1
Bayou Vista Community Care Center			1	100%	1
BAYMEADOWS PEDIATRIC CARE		1			1
Spring Gate Rehab and Healthcare Center		1			1
MOUNT SINAI MEDICAL CENTER HIALEAH			1	100%	1
Sunnybrook Rehabilitation Center			1	100%	1
FRIO REGIONAL PRIMARY CARE AND URGENT CARE CLINIC			1	100%	1
PROGRESSIVE MEDICAL RESEARCH			1	100%	1
DOCTORS MEMORIAL HOSP HOME HEALTH CARE		1			1
BOCA GENERAL AND FAMILY MEDICINE		1			1
HENRY FORD HOSPITAL			1	100%	1
PCG MOLECULAR			1	100%	1
CAN COMMUNITY HEALTH LLC		1			1
ASHLEY CLINICAL DIAGNOSTIC LABORATORY			1	100%	1
ARIZA WELLNESS CARE LLC			1	100%	1
CAREHERE HUDSON BAY			1	100%	1
LAMARQUE DIALYSIS			1	100%	1
BRIDGES AT LIFE CARE CENTER OF OCALA, THE			1	100%	1
CENTRAL FL INTERNAL MEDICINE ASSOCIATES LLC		1			1
MRMC LAB MICRO			1	100%	1
SHANNON MEDICAL CENTER			1	100%	1
KENDALL PEDIATRICS PARTNERS LLC			1	100%	1
MEDEXPRESS URGENT CARE - LEOMINSTER		1			1
Shelbyville Manor		1			1
BARTLE'S PHARMACY INC			1	100%	1
KAISER PERMANENTE REGIONAL REFERENCE LABORATORY		1			1
VALLEY HOSPITAL MEDICAL CENTER		1			1
CARE CENTER OF LAKE PLACID			1	100%	1
PRIME CARE FAMILY MEDICINE			1	100%	1
Traymore Nursing Center		1			1
Chateau Dville Rehab & Retirement		1			1
ARIZONA STATE LABORATORY			1	100%	1
Cerenity Senior Care-White Bear Lake		1			1
AHC Dyersburg		1			1
URGENTMED			1	100%	1
ANDERSON NURSING CENTER			1	100%	1
HIGHLANDS CLINICAL LABORATORY			1	100%	1
Kroger 618 - The Little Clinic Trail Creek Village		1			1
SHERIDAN VAMC		1			1
SEVEN HILLS HEALTHCARE GROUP LLC DBA		1			1
HEALTH GUAGE			1	100%	1
ASHLEY PEDIATRICS DAY & NIGHT CLINIC			1	100%	1
Raleigh Center (WV)			1	100%	1
SILVER SPRINGS SHORES DIALYSIS			1	100%	1

COVID-19: testing by laboratory

Data through Apr 17, 2021 verified as of Apr 18, 2021 at 09:25 AM

Data in this report are provisional and subject to change.

The numbers in the table below represent the number of Florida and non-Florida residents for whom test results were received by the Department of Health. A person can be tested by more than one laboratory and can have both positive and negative results. **Therefore, the sum of the numbers in each column will be larger than the total number of people tested.**

Reporting lab	Inconclusive	Negative	Positive	Percent positive	Total
US LABORATORIES			1	100%	1
BRISTOL REGINAL MEDICAL CENTER			1	100%	1
HUDSON REGIONAL HOSPITAL			1	100%	1
Central Alabama Veterans HCS - West Campus		1			1
AMBRY GENETICS CORP	1				1
LABORATORY COPRORATION OF AMERICA			1	100%	1
EVENTIDE LUTHERAN HOME		1			1
PATIENT FIRST - HAMILTON		1			1
ST.ELIZABETH HEALTH CENTER	1				1
KEY WEST BRANCH MEDICAL CLINIC			1	100%	1
CHILDREN'S AT CHAMBLEE BROOKHAVEN URGE		1			1
Northern Nevada State Veterans Home		1			1
Churchman Village LLC		1			1
APPLECARE URGENT CARE KINGSLAND			1	100%	1
SPECTRUM LUDINGTON			1	100%	1
Medilodge of Kalamazoo		1			1
HOLMES FAMILY PRACTICE PA			1	100%	1
PROGRESSIVE MEDICAL LAB LLC			1	100%	1
ELATION HEALTH		1			1
WARREN GENERAL HOSPITAL			1	100%	1
NORTH BREVARD CHILDRENS MEDICAL CENTER			1	100%	1
MEA PRIMARY CARE PLUS BYRAM			1	100%	1
APPLECARE URGENT CARE			1	100%	1
WELLPATH			1	100%	1
MYLAN-SOUTH POINT PA		1			1
ALTA BATES SUMMIT MEDICAL CENTER CLINICAL LAB			1	100%	1
REGIONAL MEDICAL CENTER			1	100%	1
PALMA CEIA MED GROUP-SWANN		1			1
MEDICAL UNIVERSITY OF SOUTH CAROLINA			1	100%	1
CARE ADVANTAGE			1	100%	1
MEMPHIS URGENT CARE #2, LLC			1	100%	1
DORA HOME CARE			1	100%	1
JUPITER MEDICAL GROUP			1	100%	1
HEALTHCARE PARTNERS FAMILY MEDICINE LLC			1	100%	1
Hinesville VA Clinic		1			1
DPH OP LAB			1	100%	1
Grays Harbor Health and Rehabilitation		1			1
ADDINGTON PLACE EAST LAKE		1			1
SAINT FRANCIS HOSPITAL			1	100%	1
ADVANCED LABORATORY SERVICES			1	100%	1
INTERIM HEALTHCARE OF PALM COAST			1	100%	1
SPRINGFIELD HOSPITAL			1	100%	1
MEDEXPRESS URGENT CARE - JACKSON		1			1
BRIDGEWAY CENTER INC			1	100%	1
Walgreens #10988		1			1
Brio of Johnston		1			1

COVID-19: testing by laboratory

Data through Apr 17, 2021 verified as of Apr 18, 2021 at 09:25 AM

Data in this report are provisional and subject to change.

The numbers in the table below represent the number of Florida and non-Florida residents for whom test results were received by the Department of Health. A person can be tested by more than one laboratory and can have both positive and negative results. **Therefore, the sum of the numbers in each column will be larger than the total number of people tested.**

Reporting lab	Inconclusive	Negative	Positive	Percent positive	Total
RADIANCE HEALTH RX		1			1
YOUTH HEALTH CENTER OF HUNTINGTON		1			1
Good Samaritan Society - Albion		1			1
CVS TN6414POCT SMYRNA		1			1
Summit Medical Group Morristown Oncology		1			1
LAKE VIEW COURT		1			1
FLORIDA DEPARTMENT OF HEALTH PALM BEACH COUNTY			1	100%	1
RYE BEACH PHARMACY INC		1			1
NEXT LEVEL URGENT CARE (WOODLANDS)			1	100%	1
CAH ACQUISITION COMPANY 11 LLC			1	100%	1
WALKIN MEDICAL URGENT CARE,NEW CITY			1	100%	1
THE EMORY CLINIC			1	100%	1
CVS IL7142POCT LOCKPORT		1			1
CHILDRENS AT NORTH POINT URGENT CARE L		1			1
Walgreens #12153		1			1
Greenhaven Health and Rehabilitation		1			1
VANAJA SUREDDI MD PA			1	100%	1
SC-GA2018 THE RIDGE REHABILITATION & H		1			1
LOGAN COUNTY HOSPITAL			1	100%	1
Avista Nursing and Rehab			1	100%	1
TIMPANOGOS REGIONAL HOSPITAL			1	100%	1
WALGREENS # 12338		1			1
SUNSHINE FAMILY & WELLNESS CENTER			1	100%	1
MAINE HEALTH AND ENVIRONMENTAL TESTING LABORATORY			1	100%	1
BREVARD COUNTY JAIL			1	100%	1
PARKVIEW MANOR NURSING HOME		1			1
CVS CA9751POCT AGOURA		1			1
The Center at Centennial			1	100%	1
Wedgewood Manor		1			1
PHOEBE SUMTER MEDICAL CENTER LABORATORY		1			1
CYPRESS CREEK DIALYSIS CTR			1	100%	1
Hillside Manor Rehabilitation and Extended Care Center		1			1
REHABILITATION CENTER OF SOUTH GEORGIA		1			1
Freedom Pointe at The Villages			1	100%	1
AURORA CONSOLIDATED LABORATORY			1	100%	1
BAPTIST HEALTH MEDICAL PLAZA			1	100%	1
MIAMI JEWISH DIALYSIS			1	100%	1
TAYLOR COUNTY HEALTH DEPARTMENT			1	100%	1
HEARTLAND NURSING & REHABILITATION		1			1
COURTLAND TERRACE		1			1
NEW YORK STATE DEPARTMENT OF HEALTH			1	100%	1
Kroger 705 - The Little Clinic Richmond		1			1
A.G. Rhodes		1			1
CLEVELAND CLINIC FLORIDA WAIVED			1	100%	1
FIVE STAR PREMIER RESIDENCES OF POMPANO BEACH			1	100%	1
AMBULATORY CARE CLINIC, LLC			1	100%	1

COVID-19: testing by laboratory

Data through Apr 17, 2021 verified as of Apr 18, 2021 at 09:25 AM

Data in this report are provisional and subject to change.

The numbers in the table below represent the number of Florida and non-Florida residents for whom test results were received by the Department of Health. A person can be tested by more than one laboratory and can have both positive and negative results. **Therefore, the sum of the numbers in each column will be larger than the total number of people tested.**

Reporting lab	Inconclusive	Negative	Positive	Percent positive	Total
Harris Hill Nursing Facility		1			1
ORMOND PEDIATRICS PA			1	100%	1
Kroger 569 - The Little Clinic Gallatin		1			1
SOPHIA MEDICAL ASSOCIATES, PC			1	100%	1
OMNICARE PHARMACY OF TEXAS 1, LP		1			1
DEVLIN MANOR NURSING AND REHABILITATION		1			1
WEST VIRGINIA LABORATORIES			1	100%	1
MARTIN LUTHER KING RENAL INSTITUTE			1	100%	1
Kroger - KRO01100688			1	100%	1
MEMORIAL SATILLA HEALTH			1	100%	1
JOHN PETER SMITH HOSPITAL- OB TRIAGE			1	100%	1
SMYTH COUNTY COMMUNITY HOSPITAL LABORATORY			1	100%	1
GSM OCED Subsection			1	100%	1
ALTAMONTE SPRINGS WALK IN MED CENTER			1	100%	1
FIT4LIFE MEDICAL CENTER			1	100%	1
DAYTONA BEACH CENTRA CARE			1	100%	1
Altenheim Senior Living		1			1
CASA DE ORO CARE AND REHABILITATION CE		1			1
NOVANT HEALTH PRINCE WILLIAM WELLNESS CENTER			1	100%	1
LANGLEY DIALYSIS			1	100%	1
Remarkable Healthcare Dallas			1	100%	1
AESTHETIC PHYSICIANS PC			1	100%	1
MEDICAL LIFE-INC GUIDEWELL EMERGENCY MEDICINE			1	100%	1
WORKFORCE HEALTH DEPARTMENT			1	100%	1
Kroger 016 - The Little Clinic Centennial		1			1
GENESIS HEALTH SYSTEM			1	100%	1
THE MEDICAL CENTER			1	100%	1
WALGREENS #01456		1			1
MARYLAND DEPARTMENT OF HEALTH AND MENTAL HYGIENE			1	100%	1
ARTESIAN HOME		1			1
FRESENIUS MEDICAL CARE TRADTION			1	100%	1
WEST FLORIDA MEDICAL CENTER CLINIC			1	100%	1
DR Q PEDIATRICS			1	100%	1
BAPTIST HOSPITAL EAST			1	100%	1
APC HEALTH LLC			1	100%	1
MOUNTAINVIEW URGENT CARE VALLEY		1			1
BLESSINGS MEDICAL CLINIC, THE			1	100%	1
INTERIM HEALTHCARE			1	100%	1
CLINICAL CARE, INC			1	100%	1
THE HOSPITALS OF PROVIDENCE EMERGENCY ROOM			1	100%	1
UF HEALTH EMERGENCY CENTER LABORATORY		1			1
TRIPLE O RESEARCH INSTITUTE PA			1	100%	1
MEDEXPRESS URGENT CARE - PINE BLUFF S		1			1
CEPERO PEDIATRICS PA			1	100%	1
NHC HEALTH CARE CENTER		1			1
THYROID SPECIALTY LABORATORY			1	100%	1

COVID-19: testing by laboratory

Data through Apr 17, 2021 verified as of Apr 18, 2021 at 09:25 AM

Data in this report are provisional and subject to change.

The numbers in the table below represent the number of Florida and non-Florida residents for whom test results were received by the Department of Health. A person can be tested by more than one laboratory and can have both positive and negative results. **Therefore, the sum of the numbers in each column will be larger than the total number of people tested.**

Reporting lab	Inconclusive	Negative	Positive	Percent positive	Total
CLARKSVILLE MANOR INC		1			1
MOUNT SINAI HOSPITAL OF QUEENS			1	100%	1
CVS MA929POCT FRANKLIN		1			1
CORVALLIS CLINIC PC LAB		1			1
SARASOTA MEMORIAL HOSPITAL		1			1
PEDIATRIC ASSOCIATES - JACKSONVILLE			1	100%	1
CENTER AT WATERFRONT		1			1
Caldwell Care		1			1
UNIVERSITY OF MARYLAND PATHOLOGY ASSOCIATES			1	100%	1
YOUR KIDS URGENT CARE			1	100%	1
GULF COUNTY HEALTH DEPARTMENT			1	100%	1
CONNECTICUT CVS PHARMACY, LLC		1			1
Cornerstone at the Ranch		1			1
UNIVERSITY PLACE NURSING CENTER		1			1
PHOEBE PRIMARY CARE CAMILLA			1	100%	1
PALM BEACH PEDIATRIC UROLOGY			1	100%	1
CONEY ISLAND HOSP			1	100%	1
TALLAHASSEE DIALYSIS		1			1
FREDERICK AVENUE GROUP HOME		1			1
MIAMI-DADE COUNTY HEALTH DEPT.		1			1
TREASURE COAST MEDICAL CONCIERGE LLC			1	100%	1
METHODISM MIDLOTHIAN MEDICAL CENTER			1	100%	1
CORE OCCUPATIONAL MEDICINE			1	100%	1
PREVENTIVE CARDIOLOGY AND INTERNAL MEDICINE ASSOCI			1	100%	1
NEW ULM MEDICAL CENTER			1	100%	1
CULVER CITY URGENT CARE			1	100%	1
ST. MICHAEL'S ELITE HOSPITAL			1	100%	1
PALM BEACH COUNTY SHERIFF OFFICE			1	100%	1
AEGIS MEDICAL GROUP LLC			1	100%	1
NORTHEAST GEORGIA HEALTH SYSTEM			1	100%	1
TRANSCEND PERFORMANCE AND LIFESTYLE INSTITUTE			1	100%	1
JET MEDICAL CENTER			1	100%	1
CELEBRATION FAMILY PHYSICIANS LLC			1	100%	1
INDIGO PALMS			1	100%	1
ABSOLUTE CAREGIVERS HOME HEALTH AGENCY INC			1	100%	1
VIVIAN SIMMONS FAMILY PRACTICE			1	100%	1
NORTH WEST FLORIDA DIAGNOSTIC ENOCRINOLOGY CLINIC			1	100%	1
NEWCARE PRIMARY MEDICINE			1	100%	1
PRESTIGE ER			1	100%	1
CFHC - FROSTPROOF			1	100%	1
Walgreens #9121		1			1
LIBERTY COMMONS NURSING AND REHABILITA		1			1
FLORIDA HOSPITAL TRANSPLANT CENTER		1			1
TREASURE COAST COMMUNITY HEALTH INC			1	100%	1
BROOKDALE WEST PALM BEACH			1	100%	1
NORTH CAROLINA STATE LABORATORY OF PUBLIC HEALTH, SPECTRUM LAB NETWORK			1	100%	1

COVID-19: testing by laboratory

Data through Apr 17, 2021 verified as of Apr 18, 2021 at 09:25 AM

Data in this report are provisional and subject to change.

The numbers in the table below represent the number of Florida and non-Florida residents for whom test results were received by the Department of Health. A person can be tested by more than one laboratory and can have both positive and negative results. **Therefore, the sum of the numbers in each column will be larger than the total number of people tested.**

Reporting lab	Inconclusive	Negative	Positive	Percent positive	Total
PENNY PEDIATRICS		1			1
GULF BREEZE TREATMENT CENTER, LLC			1	100%	1
FAMILY MEDICAL CENTERS			1	100%	1
TMH PHYSICIAN PARTNERS WAKULLA			1	100%	1
MIAMI CHILDRENS HOSPITAL MIDTOWN OUTPATIENT CENTER			1	100%	1
CVS TX7824POCT GARLAND		1			1
EAST END PEDIATRICS		1			1
VIP STARNETWORK		1			1
WALGREENS #05150		1			1
ORLANDO DIALYSIS		1			1
Kempsville Health and Rehab Center		1			1
MINUTECLINIC LLC #3351			1	100%	1
KELLY			1	100%	1
Good Samaritan Society-Atkinson		1			1
PUBLIC HEALTH LABORATORIES			1	100%	1
Medilodge of Midland		1			1
BIOLOGICAL AND CHEMICAL EMERGENCIES LABORATORY			1	100%	1
Masonic Medical Research Institute			1	100%	1
JOHN HOPKINS WELLNESS CENTER PEPSICO			1	100%	1
CARENOW URGENT CARE-HENDERSONVILLE		1			1
CVS PA2867POCT FOLSOM		1			1
MID-SOUTH URGENT CARE, PLLC			1	100%	1
EMERALD HEALTH CARE		1			1
HALIFAX FAMILY HEALTH CENTER			1	100%	1
CLINICAL LABORATORY DEPARTMENT			1	100%	1
ANDREWS			1	100%	1
Kroger 539 - The Little Clinic Memorial Blvd.		1			1
Central Alabama Veterans HCS - East Campus		1			1
SISTERS MISSION			1	100%	1
SOUTHERN OHIO MEDICAL CENTER			1	100%	1
Oakview Manor Health and Rehab		1			1
HANCOCK REGIONAL HOSPITAL		1			1
VICTORIA PAIN AND REHABILITATION CENTER			1	100%	1
CLINTON DRUG STORE		1			1
MINUTECLINIC DIAGNOSTIC OF TN PC #6437		1			1
TILE PHARMACY		1			1
CONNECTICUT PEDIATRICS @ CHC		1			1
MCR HEALTH MEDICAL EXPRESS			1	100%	1
MARYWOOD HEIGHTS		1			1
SAINT ALPHONSUS REGIONAL MEDICAL CENTER			1	100%	1
TITUSVILLE TOWERS ASSISTED LIVING		1			1
SAINT AGNES HOSPITAL			1	100%	1
MAHONEY PEDIATRICS PA			1	100%	1
TILLAMOOK COUNTY GENERAL HOSPITAL LAB		1			1
Villa Maria			1	100%	1
RIVERTON CBOC			1	100%	1

COVID-19: testing by laboratory

Data through Apr 17, 2021 verified as of Apr 18, 2021 at 09:25 AM

Data in this report are provisional and subject to change.

The numbers in the table below represent the number of Florida and non-Florida residents for whom test results were received by the Department of Health. A person can be tested by more than one laboratory and can have both positive and negative results. **Therefore, the sum of the numbers in each column will be larger than the total number of people tested.**

Reporting lab	Inconclusive	Negative	Positive	Percent positive	Total
Walgreens #5421		1			1
PSL JAX BEACH OPERATIONS LLC			1	100%	1
MEDEXPRESS URGENT CARE - LAWTON		1			1
INNOVATIVE HEALTH DIAGNOSTIC OF CALIFORNIA			1	100%	1
COASTAL MANOR		1			1
PASCO COUNTY HEALTH DEPARTMENT			1	100%	1
HEARTLAND PHARMACY SEBRING			1	100%	1
PUBLIX PHARMACY #0332		1			1
WELLCARE URGENT CARE			1	100%	1
IDAHO HEALTH DEPARTMENT			1	100%	1
ALL AMERICAN FAMILY AND GERIATRIC CARE			1	100%	1
WALGREENS #05432		1			1
CLIFTON-FINE HOSPITAL LABORATORY		1			1
MORELL			1	100%	1
WALGREENS #06025		1			1
Bolingreen Health and Rehabilitation		1			1
CAN COMMUNITY HEALTH NORTH MIAMI, FL		1			1
FAMILY MEDICAL CENTER OF HOLLYWOOD PA			1	100%	1
NEMOURS CHILDRENS URGENT CARE			1	100%	1
Riverside Nursing & Rehabilitation Center		1			1
UNIVERSITY OF MIAMI - LENNAR CENTER			1	100%	1
SWIFT CREEK HEALTH CENTER AT THE TEMPL		1			1
ABRAKIDABRA KIDS CLINIC			1	100%	1
PENROSE HOSPITAL			1	100%	1
SUNY AT STONY BROOK			1	100%	1
CVS OH3481POCT MARYSVILLE		1			1
PROVIDENCE HOSPITAL			1	100%	1
CLINICAL MICROBIOLOGY LAB FAIRVIEW UNIVERSITY HOSPITAL			1	100%	1
MED LAB SERVICES, LLC			1	100%	1
HUNTSVILLE HOSPITAL			1	100%	1
Oak Hill Health & Rehabilitation Center			1	100%	1
J F K PEDIATRICS			1	100%	1
CARDIAC AND VASCULAR CONSULTANTS MD PA		1			1
CORPORATION OF AMERICA		1			1
CHILDRENS HEALTHCARE CTE OF NORTHERN		1			1
ADVANCE GASTROENTEROLOGY			1	100%	1
Accordius Health at Gastonia			1	100%	1
LAB. CORP. OF AMERICA			1	100%	1
INTERNAL MEDICINE GROUP OF WINTER HAVEN PA		1			1
Kroger 527 - The Little Clinic Hwy 70 S.		1			1
HEARTLAND OF ZEPHYRHILLS FL, LLC			1	100%	1
HOLYOKE MEDICAL CENTER			1	100%	1
Diversicare of Eupora		1			1
MT VIEW			1	100%	1
HATLEY HEALTH CARE, INC		1			1
PINECREST MANOR		1			1

COVID-19: testing by laboratory

Data through Apr 17, 2021 verified as of Apr 18, 2021 at 09:25 AM

Data in this report are provisional and subject to change.

The numbers in the table below represent the number of Florida and non-Florida residents for whom test results were received by the Department of Health. A person can be tested by more than one laboratory and can have both positive and negative results. **Therefore, the sum of the numbers in each column will be larger than the total number of people tested.**

Reporting lab	Inconclusive	Negative	Positive	Percent positive	Total
ADVANCE CARDIOVASCULAR IMAGING, INC			1	100%	1
MEDHEALTH CLINICAL INC			1	100%	1
EH FARGO HOSPITAL LABORATORY			1	100%	1
BROOKSVILLE REGIONAL HOSPITAL			1	100%	1
PARKWAY REGIONAL MEDICAL CENTER LAB			1	100%	1
CARESPOT - WELLINGTON			1	100%	1
DESTIN SURGERY CENTER LTD		1			1
FAITH FAMILY PRACTICE			1	100%	1
Williamstown Commons			1	100%	1
ALLEGANY COUNTY DEPARTMENT OF HEALTH		1			1
WESTOX LABS		1			1
Bethel Lutheran Nursing & Rehabilitation Center		1			1
SANITAS RESEARCH LLC			1	100%	1
Dupage Care Center			1	100%	1
Kroger 397 - The Little Clinic Frankfort East		1			1
Memorial Health Care Center			1	100%	1
LIMA MEMORIAL HOSPITAL			1	100%	1
MORGAN MEDICAL CENTER		1			1
HOLLAND COMMUNITY HOSPITAL		1			1
GOSHEN HOSPITAL			1	100%	1
ARLINGTON ADULT RESIDENTIAL FACILITY, INC			1	100%	1
HAMPTON VAMC		1			1
Crowne Health Care of Eufaula		1			1
CVS KS8601POCT OVERLAND PARK			1	100%	1
MEMORIAL HERMANN SOUTHWEST HOSPITAL			1	100%	1
HORIZON MEDICAL CENTER			1	100%	1
MONMOUTH MEDICAL CENTER		1			1
MEDEXPRESS URGENT CARE - HADLEY		1			1
FLORIDA HEALTH CARE MEDICAL GROUP		1			1
CAREWELL URGENT CARE FITCHBURG			1	100%	1
EMERY MEDICAL CENTER			1	100%	1
ADVANCED MEDICAL LABORATORIES (AML)			1	100%	1
OCALA REGIONAL DIALYSIS- NORTH			1	100%	1
ENT AND ALLERGY ASSOCIATES, LLP		1			1
RESOURCE PATH LLC			1	100%	1
KAP MEDICAL GROUP, LLC			1	100%	1
WYOMING OPCO, LLC DBA MEDILODGE OF WYO		1			1
WELLSTAR STUDENT SERVICES-MARIETTA CLI		1			1
QUALITY CLINICAL LAB LLC			1	100%	1
CONCENTRA - OCALA		1			1
MEDEXPRESS URGENT CARE-HAVERHILL		1			1
POUDRE VALLEY HOSPITAL			1	100%	1
REFERENCE LABORATORY			1	100%	1
HIGHLAND LABORATORY			1	100%	1
QUALITY LAB			1	100%	1
BMRHC HARRISON		1			1

COVID-19: testing by laboratory

Data through Apr 17, 2021 verified as of Apr 18, 2021 at 09:25 AM

Data in this report are provisional and subject to change.

The numbers in the table below represent the number of Florida and non-Florida residents for whom test results were received by the Department of Health. A person can be tested by more than one laboratory and can have both positive and negative results. **Therefore, the sum of the numbers in each column will be larger than the total number of people tested.**

Reporting lab	Inconclusive	Negative	Positive	Percent positive	Total
FAYETTE MEDICAL CENTER LAB		1			1
PULMONARY, CRITICAL CARE AND SLEEP DISORDERS INSTITUTE OF SOUTH FLORID			1	100%	1
Walgreens #3049		1			1
SUN CITY DIAGNOSTIC CENTER			1	100%	1
WELLINGTON WEST 100176			1	100%	1
BAPTIST MEDICAL PLAZA AT WESTCHESTER			1	100%	1
NEMOURS CHILDREN HOSPITAL			1	100%	1
Davie Nursing & Rehabilitation Center		1			1
NOORANI MEDICAL CENTER LLC			1	100%	1
ELLCOTT CENTER FOR REHABILITATION AND		1			1
Waycross VA CBOC		1			1
PHYSICIANS URGENT CARE			1	100%	1
TENNOVA ER - SANGO			1	100%	1
MEMORIAL HEALTH UNIVERSITY MEDICAL		1			1
ATHENS MEDICAL CENTER			1	100%	1
EXACCARE KINGSTON, LLC			1	100%	1
Chateau Living Center			1	100%	1
SPECTRUM LABORATORY			1	100%	1
WEST BOYNTON DIALYSIS			1	100%	1
NIHCC			1	100%	1
THE TOLEDO HOSPITAL			1	100%	1
DEVITA		1			1
BOCA RATON REGIONAL HOSPITAL		1			1
EAGLE COUNTY HEALTH AND HUMAN SERVICES			1	100%	1
SCHUYLER HOSPITAL		1			1
Ashland Place Health and Rehabilitation, LLC		1			1
SEGAL INSTITUTE FOR CLINICAL RESEARCH INC			1	100%	1
EXPRESS CARE OF OCALA			1	100%	1
SARHA DOCTORS CENTER			1	100%	1
CHATSWORTH ASSISTED LIVING COMMUNITY AT PGA NATIONAL			1	100%	1
WILMINGTON NURSING AND REHAB			1	100%	1
HSRE-ASL CASSELBERRY TRS, LLC			1	100%	1
Kroger - KR003400316			1	100%	1
Encompass Health Rehab Hosp Tinton Falls		1			1
Vista Park			1	100%	1
PHYSICIAN ASSOCIATES, LLC			1	100%	1
FIRSTCARE MEDICAL CENTER			1	100%	1
CONSOLIDATED			1	100%	1
BROWARD MEDICAL LAB			1	100%	1
COLLINS NURSING HOME		1			1
URGENT 202 COX CREEK PKWY		1			1
Royal Palm Beach Health and Rehab Center			1	100%	1
DEPT OF VA MEDICAL CENTER - MIAMI			1	100%	1
SOUTH TEXAS HEALTH SYSTEM ER - WARE ROAD			1	100%	1
MAIN STREET PHARMACY OF MARCELLUS, INC		1			1
SALEM HOSPITAL REGIONAL LABORATORY		1			1

COVID-19: testing by laboratory

Data through Apr 17, 2021 verified as of Apr 18, 2021 at 09:25 AM

Data in this report are provisional and subject to change.

The numbers in the table below represent the number of Florida and non-Florida residents for whom test results were received by the Department of Health. A person can be tested by more than one laboratory and can have both positive and negative results. **Therefore, the sum of the numbers in each column will be larger than the total number of people tested.**

Reporting lab	Inconclusive	Negative	Positive	Percent positive	Total
BRADENTON CONVENTION CENTER			1	100%	1
SMA BEHAVIORAL HEALTH SERVICES INC		1			1
PALOMAR MEDICAL CENTER			1	100%	1
SEABROOK EMS			1	100%	1
CHAMBREL AT PINECASTLE			1	100%	1
ADVANCE HEALTH AND WELLNESS SOLUTIONS			1	100%	1
GENVIEW DIAGNOSIS INC			1	100%	1
WALGREENS #5130			1	100%	1
Washington County Nursing Home			1	100%	1
IVY CREEK HEALTHCARE & WELLNESS CENTRE			1	100%	1
HIGH DESERT COURT GROUP HOME			1	100%	1
NEW MILFORD HOSPITAL			1	100%	1
SAINT PETE MRI			1	100%	1
FORT LOUDOUN PRIMARY CARE		1			1
SPRINGBROOK HOSPITAL			1	100%	1
Kroger 500 - The Little Clinic Speedway		1			1
JOHN MANCHIN SR HEALTH CARE CENTER		1			1
DAVITA DIALYSIS-NORTH			1	100%	1
ANY LAB TEST NOW JACKSONVILLE		1			1
NEMOURS CHILDREN'S PRIMARY CARE			1	100%	1
SIERRA HEALTH CARE CENTER		1			1
BETTER U BETTER LIFE WELLNESS LLC			1	100%	1
SMITH KLINE			1	100%	1
HARMONY HEALTHCARE ORLANDO INC		1			1
URGENT CARE CENTER OF PORT ORANGE LLC			1	100%	1
HEALTH FIRST MEDICAL GROUP LLC			1	100%	1
HIDALGO FAMILY CLINIC			1	100%	1
CHRISTIANA HOSPITAL		1			1
PATIENT FIRST - CHERRY HILL		1			1
MINUTE CLINIC DIAGNOSTIC MED GRP OF CA		1			1
ADAPTIVE BIOTECHNOLOGIES			1	100%	1
CARESPOT - OVIEDO			1	100%	1
DR PHILLIPS CENTER FOR WELLNESS		1			1
INFANTS & CHILDREN PA			1	100%	1
ST JOSEPHS CHILDRENS HOSPITAL PEDI TRANSPORT			1	100%	1
PANCARE HEALTH - BRUCE			1	100%	1
PEACE RIVER CENTER CRISIS STABILIZATION UNIT			1	100%	1
Heartland Health Care Center Jacksonville			1	100%	1
EVEXIA DIAGNOSTICS			1	100%	1
ROSEN MEDICAL CENTER AT ROSEN COLLEGE CAMPUS			1	100%	1
OMC PRIMARY CARE - HOSPITAL CAMPUS			1	100%	1
ULTIMATE KIDNEY CARE			1	100%	1
PUBLIX PHARMACY #1114			1	100%	1
PERRY COUNTY NURSING HOME		1			1
WEST VIRGINIA UNIVERSITY HOSPITALS			1	100%	1
CHI MEMORIAL HOSPITAL CHATTANOOGA			1	100%	1

COVID-19: testing by laboratory

Data through Apr 17, 2021 verified as of Apr 18, 2021 at 09:25 AM

Data in this report are provisional and subject to change.

The numbers in the table below represent the number of Florida and non-Florida residents for whom test results were received by the Department of Health. A person can be tested by more than one laboratory and can have both positive and negative results. **Therefore, the sum of the numbers in each column will be larger than the total number of people tested.**

Reporting lab	Inconclusive	Negative	Positive	Percent positive	Total
Port Orange Nursing And Rehab Center			1	100%	1
TENNOVA HEALTHCARE - CLEVELAND			1	100%	1
SAINT LEO UNIVERSITY INCORPORATED			1	100%	1
DOCTORS HOSPITAL OF LAREDO			1	100%	1
MANHATTAN EYE EAR AND THROAT HOSPITAL		1			1
RCP OF MEMORIAL WEST			1	100%	1
MEMORIAL HERMANN KATY HOSPITAL			1	100%	1
777 URGENT CARE			1	100%	1
CATERPILLAR INC - MIAMI DISTRIBUTION CENTER			1	100%	1
SUN LABORATORY SERVICES,INC			1	100%	1
WINDMOOR HEALTHCARE			1	100%	1
Heritage Inn Health and Rehabilitation		1			1
GWINNETT MEDICAL CENTER			1	100%	1
COMMUNITY			1	100%	1
Walgreens #3661		1			1
SOUTHWEST REGIONAL PCR LABORATORY			1	100%	1
WALGREENS #15369		1			1
Kroger 698 - The Little Clinic 14th Street/Bell		1			1
MEDONE URGENT CARE			1	100%	1
WINNIFRED ASSISTED LIVING FACILITY INC		1			1
TEXAS HEALTH ARLINGTON MEMORIAL		1			1
Court House Center		1			1
MED-LAKE LABORATORY			1	100%	1
BOND & STEELE CLINIC, PA			1	100%	1
ERIE COUNTY EMERGENCY SERVICES DIV OF		1			1
QC LABORATORY			1	100%	1
NORWALK HOSPITAL			1	100%	1
ALL PRO ORTHOPEDICS & SPORTS MEDICINE, PA			1	100%	1
NEW RIVER HEALTH DISTRICT			1	100%	1
MEDEXPRESS URGENT CARE-BRENTWOOD		1			1
Heritage of Red Cloud		1			1
Orange City Nursing and Rehab Center			1	100%	1
SENTARA NORFOLK GENERAL HOSPITAL			1	100%	1
LEE MEMORIAL HEALTH SYSTEMS HOME HEALTH		1			1
TMH PHYSICIAN PARTNERS QUINCY			1	100%	1
VIBRA HEALTH LABORATORY			1	100%	1
LOUISIANA STATE LAB			1	100%	1
MEDICAL ASSOCIATES OF CARTER		1			1
Life Care Center of Paradise Valley		1			1
SPORTS MEDICINE CLINIC - U OF WYOMING			1	100%	1
LAB TEST KENDALL LLC		1			1
CRESTHAVEN			1	100%	1
Piqua Manor		1			1
MEDCARE QUALITY MEDICAL CENTER LLC			1	100%	1
Juniper Village at Bucks County		1			1
ROSLYN INTERNAL MEDICINE		1			1

COVID-19: testing by laboratory

Data through Apr 17, 2021 verified as of Apr 18, 2021 at 09:25 AM

Data in this report are provisional and subject to change.

The numbers in the table below represent the number of Florida and non-Florida residents for whom test results were received by the Department of Health. A person can be tested by more than one laboratory and can have both positive and negative results. **Therefore, the sum of the numbers in each column will be larger than the total number of people tested.**

Reporting lab	Inconclusive	Negative	Positive	Percent positive	Total
PALMETTO CHARTER SCHOOL		1			1
AVERA SACRED HEART HOSPITAL			1	100%	1
SUNSHINE URGENT CARE			1	100%	1
FLORIDA HEART AND VASCULAR MULTISPECIALTY GROUP PA			1	100%	1
HARDIN MEMORIAL HOSPITAL - HEARTLAND PATHOLOGY CONSULTANTS			1	100%	1
KETTERING MEDICAL CENTER			1	100%	1
ST FRANCIS MEDICAL CENTER			1	100%	1
Heartland of Pittsburgh PA, LLC		1			1
CLEVELAND CLINIC OUTPATIENT LABORATORY			1	100%	1
Arlington Care Center			1	100%	1
SANCHEZ CAZAU MEDICAL GROUP			1	100%	1
DORNOCH PLACE DEL PRADO		1			1
WMG URGENT CARE WOODSTOCK			1	100%	1
SILVERMAN			1	100%	1
HEALTH CLINIC,THE		1			1
EAST LANSING OPCO		1			1
MEDEXPRESS URGENT CARE - BENTONVILLE		1			1
ADVENTHEALTH SENIOR CARE AT ORMOND			1	100%	1
MULTICARE PHYSICIANS			1	100%	1
Avantara Lake Norden		1			1
COOSA VALLEY HEALTHCARE CENTER LLC		1			1
SARASOTA MEMORIAL HEALTHCARE			1	100%	1
NEMOURS CHILDREN'S			1	100%	1
VITAL CARE			1	100%	1
ATMORE COMMUNITY HOSPITAL			1	100%	1
Glenburn Home		1			1
PAUL C SCHWARTZ & MELVIN L WEIDMAN		1			1
CONSULATE HEALTH CARE OF VERO BEACH			1	100%	1
Jewish Home of Rochester		1			1
MEDIPLUS CLINIC, INC			1	100%	1
Orchid Cove at Naples			1	100%	1
VERITAS GENETICS, INC.			1	100%	1
KEY BISCAYNE PEDIATRIC ASSOCIATES INC			1	100%	1
LabCorp L#09258295 M#09258285			1	100%	1
PACIFICA CARE PLLC			1	100%	1
REGIONAL MED CTR BAYONET POINT			1	100%	1
HEALTHPLUS			1	100%	1
FLORIDA DIGESTIVE AND LIVER SPECIALISTS			1	100%	1
SELECT SPECIALTY HOSPITAL - ORLANDO SOUTH			1	100%	1
SOUTHERN FAMILY HEALTH			1	100%	1
NULEASE MEDICAL SOLUTIONS			1	100%	1
LANGLADE			1	100%	1
MYCLINIC, INC			1	100%	1
PEDIATRIC PARTNERS ZEPHYRHILLS			1	100%	1
Signature HealthCare of Bowling Green		1			1
DORAL KIDNEY CENTER			1	100%	1

COVID-19: testing by laboratory

Data through Apr 17, 2021 verified as of Apr 18, 2021 at 09:25 AM

Data in this report are provisional and subject to change.

The numbers in the table below represent the number of Florida and non-Florida residents for whom test results were received by the Department of Health. A person can be tested by more than one laboratory and can have both positive and negative results. **Therefore, the sum of the numbers in each column will be larger than the total number of people tested.**

Reporting lab	Inconclusive	Negative	Positive	Percent positive	Total
RIO GRANDE REGIONAL HOSPITAL FAMILY PRACTICE CLINC			1	100%	1
Smg At Bridgewater Family Medicine		1			1
NEMOURS CHILDREN'S PRIMARY CARE			1	100%	1
CMC MERCY LABORATORY			1	100%	1
MEDEXPRESS URGENT CARE - TOTOWA		1			1
MID FLORIDA DERMATOLOGY ASSOCIATES PA			1	100%	1
TEXAS HEALTH HARRIS METHODIST HOSPITAL			1	100%	1
GALVESTON COUNTY HEALTH DISTRICT			1	100%	1
LIFE CARE CENTER OF CLEVELAND		1			1
ROSE MEDICAL CENTER LAB			1	100%	1
INTERMOUNTAIN HEALTHCARE CENTRAL LABORATORY			1	100%	1
PROGRESSIVE URGENT CARE, PC			1	100%	1
FRITZINGERTOWN SENIOR LIVING		1			1
NORWOOD HEALTH CENTER		1			1
MEDEXPRESS URGENT CARE - MT EPHRAIM		1			1
American Fork Care Center dba Heritage Care Center		1			1
SHRIVERS PHARMACY AND WELLNESS CENTER			1	100%	1
LANTANA HC LAB			1	100%	1
FLORIDA FAMILY LABORATORY		1			1
KIOSK MEDICINE KENTUCKY LLC		1			1
Fairhope		1			1
C V S / PHARMACY #833		1			1
CVS AZ9273POCT TUCSON			1	100%	1
Parkside Manor		1			1
Brown Memorial Home		1			1
OCALA RKC EAST HEMO #1			1	100%	1
CARING PROFESSIONAL HEALTH CARE LLC		1			1
SENCARE MANAGEMENT		1			1
STANDIFER PLACE		1			1
Mayfair Village Nursing Care Center		1			1
MEDEXPRESS NORTHSIDE			1	100%	1
Mountain City Care and Rehabilitation Center		1			1
ADVENTHEALTH HOME CARE WATERMAN			1	100%	1
Diversicare of Ripley		1			1
MORSELIFE HOME CARE INC			1	100%	1
Community Care Center of Heritage House, LLC			1	100%	1
SHAW MEDICAL GROUP LLC			1	100%	1
Rehab Select of Talladega		1			1
LIFESTREAM BEHAVIORAL CENTER INC			1	100%	1
SYNAPSE ANALYTICAL LABS		1			1
Kroger 588 - The Little Clinic Thompsons Station		1			1
Casa Real Center		1			1
ABRAZO WEST CAMPUS			1	100%	1
GRANITE FALLS LTC, LLC		1			1
CONTINENTAL HOME HEALTH CARE INC			1	100%	1
MEDICAL EXAMINERS OFFICE, LEESBURG			1	100%	1

COVID-19: testing by laboratory

Data through Apr 17, 2021 verified as of Apr 18, 2021 at 09:25 AM

Data in this report are provisional and subject to change.

The numbers in the table below represent the number of Florida and non-Florida residents for whom test results were received by the Department of Health. A person can be tested by more than one laboratory and can have both positive and negative results. **Therefore, the sum of the numbers in each column will be larger than the total number of people tested.**

Reporting lab	Inconclusive	Negative	Positive	Percent positive	Total
TFH HOME HEALTH INC			1	100%	1
St. Catherine's manor of Findlay		1			1
PREMIUM HOME HEALTH CARE INC			1	100%	1
DSL TENANT II LLC			1	100%	1
MISSISSIPPI VALLEY REGIONAL BLOOD CENTER			1	100%	1
LIBERTY URGENT CARE			1	100%	1
JEFFREY A HIRSCHFIELD, MD PA			1	100%	1
AVON PARK CLUSTER		1			1
MEMORIAL HOSPITAL AT GULFPORT			1	100%	1
SOUTH DADE NURSING & REHABILITATION CENTER			1	100%	1
Schoenbrunn Healthcare		1			1
Autumn Care of Suffolk		1			1
JACKSONVILLE HEALTH & REHAB		1			1
FLORIDA EPIDEMIOLOGY PROGRAM			1	100%	1
Rockcastle Health and Rehab		1			1
MARTIN HEALTH PHYSICIAN GROUP			1	100%	1
PROVIDENCE PORTLAND MEDICAL CENTER		1			1
Miller Health Care Center			1	100%	1
WESTEX URGENT CARE, PLLC			1	100%	1
VA Texas Valley Coastal Bend Harlingen HCC		1			1
AMERICA'S ER SITE 002 LLC			1	100%	1
BGB SUMMIT MEDICAL GROUP		1			1
Kroger 779 - The Little Clinic Georgetown		1			1
PIEDMONT MOUNTAINSIDE HOSPITAL LAB - E		1			1
St. Anthonys Nursing and Rehab			1	100%	1
ROCKLEDGE HEALTH & REHABILITATION CENTER			1	100%	1
LONESTAR 24HRER MANAGEMENT LLC DBA LONESTAR 24HRER			1	100%	1
Franciscan Convalescent Hospital		1			1
CROZER-CHESTER MEDICAL CENTER			1	100%	1
STEPHENS COUNTY HOSPITAL			1	100%	1
FLORIDA CLINICAL RESEARCH CENTER, LLC			1	100%	1
CLEVELAND CLINIC OHIO LABORATORIES			1	100%	1
ORLANDO PHYSICIAN NETWORK		1			1
SUMMIT HEALTHCARE REGIONAL MEDICAL		1			1
JOHNSON & JOHNSON VISION CARE-VISTAKON			1	100%	1
CONCENTRA - TAMPA EAST		1			1
WESLEY CHAPEL INTERNAL MEDICINE AND PEDIATRICS PA			1	100%	1
AVANTARA REDFIELD		1			1
CVS MA634POCT KINGSTON			1	100%	1
Consulate Health Care of Tallahassee			1	100%	1
NONA MEDICAL ARTS		1			1
YUMA REGIONAL MEDICAL CENTER			1	100%	1
SUNCOAST FAMILY MEDICAL ASSOCIATES			1	100%	1
NORTHWEST TEXAS HEALTHCARE SYSTEM,INC			1	100%	1
Good Shepherd Fairview Home, Inc.		1			1
VIVEX/UMTB BIOMEDICAL			1	100%	1

COVID-19: testing by laboratory

Data through Apr 17, 2021 verified as of Apr 18, 2021 at 09:25 AM

Data in this report are provisional and subject to change.

The numbers in the table below represent the number of Florida and non-Florida residents for whom test results were received by the Department of Health. A person can be tested by more than one laboratory and can have both positive and negative results. **Therefore, the sum of the numbers in each column will be larger than the total number of people tested.**

Reporting lab	Inconclusive	Negative	Positive	Percent positive	Total
PARK LANE NURSING HOME		1			1
AVERA ST. MARY'S HOSPITAL			1	100%	1
UABC			1	100%	1
INTERNAL MEDICINE GROUP OF CENTRAL FLORIDA			1	100%	1
SOUTHWOOD NURSING & RETIREMENT CENTER		1			1
BIOMERIEUX			1	100%	1
WASHINGTONVILLE PHARMACY INC		1			1
Kroger 481 - The Little Clinic Houston Levee		1			1
AURORA MEDICAL CENTER-KENOSHA			1	100%	1
SOUTHWOOD HEALTHCARE CENTER		1			1
BEAUMONT URGENT CARE		1			1
NYU LANGONE AMBULATORY CARE LAKE SUCCE		1			1
THE GROVE HEALTH AND REHAB			1	100%	1
Mountain View Manor			1	100%	1
REGIONAL MEDICAL LABORATORY			1	100%	1
STONECREST MEDICAL CENTER		1			1
Acts Manor House		1			1
PEACE HEALTH FAMILY MEDICINE AT 87TH AVE		1			1
HEALTHPARTNERS HUDSON CLINIC			1	100%	1
COUNTY OF HAMILTON			1	100%	1
CVS IN6536POCT KOKOMO		1			1
DIRECT PRIMARY CARE OF BURLESON			1	100%	1
REEVES COUNTY HOSPITAL DISTRICT			1	100%	1
Terrace Glen Village		1			1
CHATEAU TERREBONNE HEALTH CARE		1			1
Advanced Rehabilitation of Vernon		1			1
UNITYPOINT HEALTH TRINITY			1	100%	1
Linley Park Rehabilitation & Healthcare Center		1			1
SUMMIT COUNTY PUBLIC HEALTH DEPARTMENT			1	100%	1
Pontotoc Health and Rehab		1			1
CLARKSVILLE HEALTH SYSTEM			1	100%	1
CAMBRIDGE HEALTH ALLIANCE			1	100%	1
GIFFORD MEMORIAL HOSPITAL		1			1
CLINICAL RESEARCH OF WEST FLORIDA		1			1
UNIVERSITY OF BALTIMORE WASHINGTON MEDICAL CENTER			1	100%	1
AMERICAN FAMILY CARE - SMYRNA			1	100%	1
CYPRESS VILLAGE REHAB CENTER		1			1
PARRISH MEDICAL GROUP			1	100%	1
NHC Sequatchie		1			1
HALIFAX HEALTH PRIMARY CARE ORMOND			1	100%	1
ULTIMATE ANALYSIS LABORATORY			1	100%	1
FAIRHAVEN		1			1
WELLNOW URGENT CARE-OSWEGO			1	100%	1
CARRINGTON, LLC D/B/A THE CARRINGTON		1			1
CHI ST. LUKE'S HEALTH BCM MEDICAL CENTER			1	100%	1
MERCYONE DES MOINES MEDICAL CENTER			1	100%	1

COVID-19: testing by laboratory

Data through Apr 17, 2021 verified as of Apr 18, 2021 at 09:25 AM

Data in this report are provisional and subject to change.

The numbers in the table below represent the number of Florida and non-Florida residents for whom test results were received by the Department of Health. A person can be tested by more than one laboratory and can have both positive and negative results. **Therefore, the sum of the numbers in each column will be larger than the total number of people tested.**

Reporting lab	Inconclusive	Negative	Positive	Percent positive	Total
CVS AZ3264POCT PHOENIX			1	100%	1
PHYSICIANS PRIMARY CARE LEHIGH PEDS			1	100%	1
VERMONT DEPT OF HEALTH LABORATORY			1	100%	1
West Bay of Tampa Center			1	100%	1
VISTA DEL SOL MED ASSOC		1			1
Bivins Pointe			1	100%	1
ENT & ALLERGY ASSOCIATES, LLP - SLEEPY HOLLOW (ABBOTT)		1			1
Grangeville Health and Rehab		1			1
BAPTIST HEALTH FLOYD			1	100%	1
UNIVERSITY OF FLORIDA			1	100%	1
HOSPITALS OF PROVIDENCE TRANSMOUNTAIN CAMPUS, THE			1	100%	1
OPTIMAL MEDICINE INC		1			1
PALM BEACH COUNTY HEALTH DEPT.			1	100%	1
CLIFTON SPRINGS		1			1
PCR DIAGNOSTICS			1	100%	1
CHP COVID-19 (TX)			1	100%	1
Carington Park			1	100%	1
EDGAR PRICE FAMILY & CHILDREN HEALTHCARE CENTER			1	100%	1
MICROBIOLOGY DEPARTMENT			1	100%	1
KINGWOOD EMERGENCY HOSPITAL			1	100%	1
UMMC MIDTOWN CAMPUS			1	100%	1
ALAFAYA WOODS FAMILY MEDICAL CENTER		1			1
FAMILY PRACTICE ASSOCIATES		1			1
Abernethy Laurels		1			1
WINTER HAVEN DIALYSIS		1			1
CORDOVA FAMILY PRACTICE			1	100%	1
EXCEPTIONAL EMERGENCY CENTER			1	100%	1
UNIVERSITY OF WASHINGTON DEPT OF LAB MEDICINE			1	100%	1
ARBOR DIAGNOSTICS, INC		1			1
INTERFAITH MEDICAL CENTER		1			1
EASTSIDE MEDICAL CLINIC		1			1
ACCURATE HEALTH SERVICES CORP			1	100%	1
HOSPICE OF MARION COUNTY INC			1	100%	1
VELOCITY URGENT CARE - REDMILL			1	100%	1
LONG ISLAND MINIMALLY INVASIVE SURGERY		1			1
Avera Sr. James Care Center		1			1
Perham Living			1	100%	1
APOLLOMDX LLC			1	100%	1
PRIMARY & URGENT CARE CENTERS			1	100%	1
MEDEXPRESS URGENT CARE, MILLCREEK		1			1
UNITED HEALTHCARE			1	100%	1
AUGUSTA HEALTH CLINICAL LABORATORY			1	100%	1
FIRST CARE OF GAINESVILLE			1	100%	1
Kroger 929 - The Little Clinic Corryville		1			1
HEBER VALLEY HOSPITAL			1	100%	1
SWIFTCARE URGENT CARE, PLLC			1	100%	1

COVID-19: testing by laboratory

Data through Apr 17, 2021 verified as of Apr 18, 2021 at 09:25 AM

Data in this report are provisional and subject to change.

The numbers in the table below represent the number of Florida and non-Florida residents for whom test results were received by the Department of Health. A person can be tested by more than one laboratory and can have both positive and negative results. **Therefore, the sum of the numbers in each column will be larger than the total number of people tested.**

Reporting lab	Inconclusive	Negative	Positive	Percent positive	Total
CROWNPOINT HEALTHCARE FACILITY		1			1
BISHOP KEARNEY		1			1
Regency Square			1	100%	1
BETHESDA ON TURKEY CREEK			1	100%	1
BAM INC		1			1
PRIME HEALTHCARE SERVICES		1			1
COLER REHABILITATION AND NURSING CARE		1			1
FLORIDA DEPARTMENT OF HEALTH IN CITRUS COUNTY		1			1
ICARE		1			1
BLOOMINGDALE MEDICAL ASSOC			1	100%	1
RESTORE MEDICAL PARTNERS PLLC			1	100%	1
Brattleboro Crossings LLC dba Pine Heights at Brattleboro		1			1
Kroger 541 - The Little Clinic Long Hollow Pike		1			1
MEDEXPRESS URGENT CARE - PATRICK STREE			1	100%	1
AML DIAGNOSTICS- ADV TESTING IN METABOLIC MEDICINE			1	100%	1
CARESPOT - MIAMI GARDENS			1	100%	1
HAVASU REGIONAL MEDICAL CENTER			1	100%	1
SLIDELL MEMORIAL HOSPITAL			1	100%	1
Kroger 83 - The Little Clinic Rock Road		1			1
BOYKIN		1			1
HOUSTON DEPARTMENT OF HEALTH AND HUMAN SERVICES			1	100%	1
PERFECT HEALTH URGENT CARE AND MEDICAL		1			1
WEST COAST CLINICAL LABS INC			1	100%	1
Walgreens #9620		1			1
OAKVIEW INC		1			1
FAST TEST NOW		1			1
BRUSHY CREEK FAMILY HOSPITAL			1	100%	1
MED FIRST IMMEDIATE CARE AND FAMILY PRACTICE			1	100%	1
HILTON HEAD HOSPITAL/INPATIENT			1	100%	1
			1	100%	1
POMPANO BEACH ARTIFICIAL KIDNEY CENTER			1	100%	1
HYDE PARK MEDICAL CENTER		1			1
MANOR CARE OF DELRAY BEACH FL LLC		1			1
MINUTECLINIC LLC #5010		1			1
VALUE DRUG STORES INC		1			1
CONCORDIA MANOR			1	100%	1
KIOSK MEDICINE OF KENTUCKY LLC		1			1
MISSION HOSPITAL - MEMORIAL CAMPUS			1	100%	1
Kroger 825 - The Little Clinic Dorothy Lane		1			1
SPHERE DX			1	100%	1
SACRED HEART HOSPITAL NURSING			1	100%	1
UNIVERSITY OF TOLEDO MEDICAL CENTER			1	100%	1
QLABS			1	100%	1
ST. JOHN HOSPITAL & MEDICAL CENTER			1	100%	1
Kroger 57 - The Little Clinic Jay C Charlestown		1			1
Kroger 447 - The Little Clinic Lebanon		1			1

COVID-19: testing by laboratory

Data through Apr 17, 2021 verified as of Apr 18, 2021 at 09:25 AM

Data in this report are provisional and subject to change.

The numbers in the table below represent the number of Florida and non-Florida residents for whom test results were received by the Department of Health. A person can be tested by more than one laboratory and can have both positive and negative results. **Therefore, the sum of the numbers in each column will be larger than the total number of people tested.**

Reporting lab	Inconclusive	Negative	Positive	Percent positive	Total
Vi at Aventura		1			1
KINGMAN REGIONAL MEDICAL CENTER			1	100%	1
ELKHART GENERAL HOSPITAL			1	100%	1
MEMORIALCARE LONG BEACH MEDICAL CENTER			1	100%	1
PIEDMONT ATHENS REGIONAL HOSPITAL LAB			1	100%	1
UT HEALTH RIO GRANDE VALLEY PRIMARY CARE AT			1	100%	1
NATION'S BEST CARE HOME HEALTH			1	100%	1
WEST FLORIDA HOSPITAL LABORATORY			1	100%	1
PARK AVENUE MEDICAL PROFESSIONALS PC		1			1
NORDX			1	100%	1
APS-SUMMIT CARE PHARMACY, LLC DBA OMNICARE		1			1
WRIGHT PATTERSON AFB MEDICAL CENTER			1	100%	1
Brookdale Southside			1	100%	1
CVS MA1875POCT ASHLAND			1	100%	1
BROOKDALE FORT MYERS LAKES PARK			1	100%	1
SIGNATURE CARE MEMORIAL CITY			1	100%	1
QUICKCARE HEALTH, INC			1	100%	1
FAMILY MEDICAL CENTRE			1	100%	1
Long Beach Care Center			1	100%	1
DAYTONA BEACH DIALYSIS			1	100%	1
FAMILY MEDICAL CARE OF MOUNT DORA INC			1	100%	1
Keller Landing Center		1			1
DUKE UNIVERSITY POINT OF CARE TESTING PROGRAM			1	100%	1
AMD			1	100%	1
OPTUM OF HIALEAH		1			1
MID FLORIDA COMMUNITY SERVICES			1	100%	1
ELLIS HOSPITAL URGENT CARE CENTER LAB		1			1
SUTTER GOULD MEDICAL FOUNDATION			1	100%	1
bishop rehabilitation and nursing center		1			1
FINLAY MEDICAL RESEARCH CORP			1	100%	1
INLET CONCIERGE MEDICINE			1	100%	1
WEST PENSACOLA DIALYSIS CENTER			1	100%	1
ST FRANCIS COLLEGE WELLNESS CENTER		1			1
INTEGRITY SPINE AND ORTHOPEDICS LLC			1	100%	1
UW MEDICINE CHU LAB			1	100%	1
DR. K PEDIATRICS			1	100%	1
Vibralfire of El Paso Rehabilitation Center			1	100%	1
PARTNERS IN PRIMARY CARE		1			1
DIVERSICARE OF BIG SPRINGS		1			1
NEW ERA HEALTH CENTER INC		1			1
ASSISTED LIVING AT TREZEVANT		1			1
AIRPORT MEDICAL SOLUTIONS ORLANDO			1	100%	1
LEE HEALTH KIDS URGENT CARE		1			1
Kroger 519 - The Little Clinic Staples Mill Road		1			1
LABORATORY SERVICES SGHS - CAMDEN		1			1
ANDREWS INSTITUTE AMBULATORY SURGERY CENTER		1			1

COVID-19: testing by laboratory

Data through Apr 17, 2021 verified as of Apr 18, 2021 at 09:25 AM

Data in this report are provisional and subject to change.

The numbers in the table below represent the number of Florida and non-Florida residents for whom test results were received by the Department of Health. A person can be tested by more than one laboratory and can have both positive and negative results. **Therefore, the sum of the numbers in each column will be larger than the total number of people tested.**

Reporting lab	Inconclusive	Negative	Positive	Percent positive	Total
Walgreens #5914		1			1
HARDEE COUNTY FIRE RESCUE		1			1
MEDICAL ASSOCIATES OF THE SHOALS		1			1
SMITH			1	100%	1
GOOD PEDIATRICS			1	100%	1
Portsmouth Health and Rehab			1	100%	1
Wrightsville Manor Health and Rehab		1			1
Kroger 350 - The Little Clinic New Cut Road		1			1
MOBILE MEDICAL UNIT- SAINT JOSEPH REG		1			1
NEMOURS CHILDREN'S PRIMARY CARE, ST CLOUD			1	100%	1
ADVENTHEALTH IMAGING WINTERGARDEN		1			1
MIAMI VASCULAR SURGERY			1	100%	1
MEDHELP			1	100%	1
PATIENT FIRST-GENERAL BOOTH			1	100%	1
ARKANSAS PUBLIC HEALTH LABORATORY		1			1
RIVERVIEW HOSPITAL D/B/A UNIVERSITY		1			1
ISLANDS ASSISTED LIVING FACILITY,THE			1	100%	1
NORTH PALM BEACH DIALYSIS CENTER			1	100%	1
WATERBURY HOSPITAL REFERENCE LAB			1	100%	1
COUNTRYSIDE PEDIATRIC CARE PA			1	100%	1
Kroger 49 - The Little Clinic Wichita - 21st St.			1	100%	1
MIL LAKE HEALTHCARE CENTER INC PEDIATRICS			1	100%	1
INTEGRIS SEMINOLE EMERGENCY DEPT			1	100%	1
BAPTIST HEALTH EXPRESS CARE			1	100%	1
SENTARA AMBULATORY CARE CLINIC			1	100%	1
ASCENSION ST VINCENT'S - WESTSIDE			1	100%	1
DEACONESS URGENT CARE CENTER			1	100%	1
Holly Hill Healthcare Center			1	100%	1
GARDENS AT MAPLEWOOD			1	100%	1
MED BAR LLC		1			1
EAST FL CORE LAB			1	100%	1
Arbor Springs Health and Rehab		1			1
CORPUS CHRISTI MEDICAL CENTER			1	100%	1
SOUTHERN WINDS			1	100%	1
URGENT CARE OF KANSAS CITY			1	100%	1
LP ELIZABETHTON		1			1
PELICAN STATE OUTPATIENT CENTER			1	100%	1
APEX HOME HEALTHCARE			1	100%	1
HOWELL BRANCH COURT			1	100%	1
Kroger 753 - The Little Clinic Goss Avenue		1			1
MEDEXPRESS URGENT CARE, LEBANON		1			1
AUTUMN CARE OF STATESVILLE, LLC		1			1
TRAVIS LEE THOMPSON MD			1	100%	1
WAYCROSS INTRTNAL MEDICINE			1	100%	1
YOUR HEALTH PEDIATRICS			1	100%	1
Mission Arch Center		1			1

COVID-19: testing by laboratory

Data through Apr 17, 2021 verified as of Apr 18, 2021 at 09:25 AM

Data in this report are provisional and subject to change.

The numbers in the table below represent the number of Florida and non-Florida residents for whom test results were received by the Department of Health. A person can be tested by more than one laboratory and can have both positive and negative results. **Therefore, the sum of the numbers in each column will be larger than the total number of people tested.**

Reporting lab	Inconclusive	Negative	Positive	Percent positive	Total
TERRELL URGENT CARE			1	100%	1
JACKSBORO URGENT CARE			1	100%	1
ABBOTT LABORATORIES - OCCUPATIONAL HEALTH SERVICES			1	100%	1
Medilodge of Mt. Pleasant		1			1
Sharon Care Center			1	100%	1
PREMIER FAMILY AND SPORTS MEDICINE LLC			1	100%	1
CVS TX7431POCT ROWLETT		1			1
ANDERSON REGIONAL MEDICAL CENTER			1	100%	1
WALGREENS #12322		1			1
IMA MEDICAL CENTER OF SOUTH WEST ORLANDO			1	100%	1
NFRC CLINICAL LAB			1	100%	1
SANFORD LABORATORY BISMARCK			1	100%	1
VETERANS AFFAIRS MEDICAL CENTER - EAST ORANGE			1	100%	1
MCLEOD MEMORIAL HOSPITAL CLARENDON			1	100%	1
GABRIELA GOLDSTEIN MD PA			1	100%	1
MAYO CLINIC OUTPATIENT DIALYSIS CENTER			1	100%	1
Lutheran Community at Telford		1			1
KID FIXERS		1			1
LCMC LAB SUBSECTION		1			1
OAK HAVEN REHAB AND NURSING CENTER			1	100%	1
CATHEDRAL GERONTOLOGY CENTER DBA CATHEDRAL CARES			1	100%	1
EVERLYWELL DIAGNOSTICS			1	100%	1
DOCTORS CARE - GREER		1			1
INTERMOUNTAIN HEALTHCARE LABORATORY SERVICES			1	100%	1
Crowne Place Assisted Living		1			1
MARTINSVILLE HEALTH AND REHAB			1	100%	1
MISSOURI DEPT. OF HEALTH			1	100%	1
AURORA HEALTH CARE METRO INC			1	100%	1
ABINGTON MEMORIAL HOSPITAL			1	100%	1
ELDERWOOD AT WAVERLY		1			1
WELLMED AT LONGWOOD			1	100%	1
RICHMOND MEDICAL CENTER FOR WOMEN		1			1
WALGREEN#12147		1			1
PROVIDENCE ST PETER HOSPITAL		1			1
KATHY L ANDERSON DO PA			1	100%	1
Hearthstone Nursing and Rehabilitation Center		1			1
MORGAN STANLEY HEALTH CENTER		1			1
ORMOND BEACH DIALYSIS			1	100%	1
UNIVERSITY OF IOWA HOSPITALS & CLINICS			1	100%	1
NEMOURS CHILDRENS PRIMARY CARE CLERMONT			1	100%	1
MAYO CLINICAL LABORATORIES		1			1
BRADENTON DIALYSIS			1	100%	1
HERITAGE CARE AND REHABILITATION CENTE		1			1
Willowbrooke Court at Normandy Farms Estates		1			1
HEALTH ALLIANCE			1	100%	1
Kingston of Miamisburg		1			1

COVID-19: testing by laboratory

Data through Apr 17, 2021 verified as of Apr 18, 2021 at 09:25 AM

Data in this report are provisional and subject to change.

The numbers in the table below represent the number of Florida and non-Florida residents for whom test results were received by the Department of Health. A person can be tested by more than one laboratory and can have both positive and negative results. **Therefore, the sum of the numbers in each column will be larger than the total number of people tested.**

Reporting lab	Inconclusive	Negative	Positive	Percent positive	Total
CONCENTRA - LEESBURG		1			1
THE MEDICAL CENTER AT BOWLING GREEN			1	100%	1
LABWORKS LLC			1	100%	1
CVS / PHARMACY #10794			1	100%	1
CVS SC7012POCT BALLENTINE			1	100%	1
LAS PALOMAS SENIOR LIVING		1			1
Fairview			1	100%	1
MARQUETTE GENERAL HOSPITAL			1	100%	1
CVS AZ3749POCT GOODYEAR		1			1
CVS AZ7855POCT TUCSON		1			1
WMC HEALTH GROUP OF KISSIMMEE LLC			1	100%	1
Lantern Park Specialty Care		1			1
ST JOHNS PEDIATRICS PA		1			1
OAKWOOD HOSPITAL - SOUTHSORE			1	100%	1
BORINQUEN HEALTH CENTER			1	100%	1
MEDEXPRESS URGENT CARE - LINDEN		1			1
AMERICAN LAB LLC		1			1
Walgreens #12695			1	100%	1
TAMPA GENERAL MEDICAL GROUP LABORATORY HEALTHPARK			1	100%	1
FOUNCARE HEALTH			1	100%	1
Kroger 006 - The Little Clinic Uintah Gardens		1			1
CHIPLEY DIALYSIS			1	100%	1
JOSEPH REINA PHARMACY INC DBA JRX PHAR		1			1
FAMILY MEDICAL CLINIC KENDALL LLC			1	100%	1
HEART HOSPITAL OF LAFAYETTE: EMERGENCY ROOM			1	100%	1
LAURELS OF NORWORTH		1			1
Kroger 419 - The Little Clinic Farmington/Exeter		1			1
LAKE MARY OPTUM FLORIDA			1	100%	1
MEDICAL CENTER			1	100%	1
MISSION HOSPITAL			1	100%	1
NEW SMYRNA BEACH AMBULATORY CARE CTR			1	100%	1
CVS NE8626POCT LINCOLN		1			1
CARBON HEALTH			1	100%	1
COLLIER BLVD HMA PHYSICIANS MANAGEMENT LLC			1	100%	1
Kroger 670 - The Little Clinic Dawson Forest Rd & Hwy 19		1			1
TOMAH VAMC			1	100%	1
GINKGO BIOWORKS INC (CONCENTRIC)		1			1
Valley View Health and Rehabilitation, LLC		1			1
TRIHEALTH			1	100%	1
BRITTNEY WHELIHAN IRWIN ARNP LLC			1	100%	1
DOCTORS CHOICE HOME CARE INC			1	100%	1
MERITER LABORATORIES			1	100%	1
PEDIATRIC ASSOCIATES - MIAMI LAKES		1			1
WATERS EDGE ELEMENTARY SCHOOL			1	100%	1
Manor Care Health Care Services - Williamsport North		1			1
SC-GA2018 MCCORMICK REHAB & HEALTHCARE		1			1

COVID-19: testing by laboratory

Data through Apr 17, 2021 verified as of Apr 18, 2021 at 09:25 AM

Data in this report are provisional and subject to change.

The numbers in the table below represent the number of Florida and non-Florida residents for whom test results were received by the Department of Health. A person can be tested by more than one laboratory and can have both positive and negative results. **Therefore, the sum of the numbers in each column will be larger than the total number of people tested.**

Reporting lab	Inconclusive	Negative	Positive	Percent positive	Total
SC-GA2018 SIMPSONVILLE REHABILITATION		1			1
BOLLES SCHOOL, THE			1	100%	1
DR DAN C TRIGG MEMORIAL HOSPITAL		1			1
Dulles Health and Rehab Center		1			1
Kroger 433 - The Little Clinic Atoka		1			1
IMMEDIATE CARE MEDICAL CENTER			1	100%	1
EXAC CARE CROSSVILLE		1			1
ABE'S GARDEN/PARK MANOR APARTMENTS		1			1
CLAYTON NURSING AND REHABILITATION		1			1
Kroger 359 - The Little Clinic Bellevue		1			1
LRGHEALTHCARE		1			1
SKY RIDGE MEDICAL CENTER - MICRO			1	100%	1
UNIVERSITY OF MIAMI PRIMARY CARE SITE UMHC 3039			1	100%	1
SHAMRA MEDICAL LABORATORY			1	100%	1
MANHATTAN COLLEGE HEALTH SERVICES		1			1
FASTMED - LAKEWAY			1	100%	1
MOUNT SINAI MEDICAL CENTER OF FLORIDA INC			1	100%	1
Manor Care Health Services- Wilmington			1	100%	1
5 STAR HOME HEALTH SERVICES INC		1			1
Newton Wellesley Center for Alzheimer's Care		1			1
SOMA MEDICAL CENTER PA #2 OAKLAND			1	100%	1
THE CLINIC ON SIXTH			1	100%	1
PM PEDIATRICS PC			1	100%	1
LAREDO CARE CLINIC NORTH		1			1
CVS KS8573POCT OVERLAND PARK		1			1
MONROE COUNTY PUBLIC HEALTH DEPARTMENT			1	100%	1
CSI LABORATORIES FLORIDA			1	100%	1
CVS MA335POCT RAYNHAM		1			1
Village Crest Center for Health & Rehabilitation		1			1
FORT MYERS NORTH DIALYSIS		1			1
HERNANDO COUNTY HEALTH DEPT			1	100%	1
Kroger - KR062000426			1	100%	1
EXCEL URGENT CARE OF NJ			1	100%	1
CARESOUTH HHA HOLDINGS OF VIRGINIA, LLC			1	100%	1
GARNET HEALTH DOCTORS		1			1
Birmingham Nursing & Rehab Center		1			1
LOURDES URGENT CARE			1	100%	1
ELAN MANATEE			1	100%	1
URGENT CARE OF FORT LAUDERDALE INC			1	100%	1
RIVERVIEW HOSPITAL	1				1
FLORIDA HOSPITAL LAB			1	100%	1
WILLIAM S MIDDLETON MEMORIAL VET HOSP		1			1
MEDCOR CORPORATE CLINIC			1	100%	1
CVS PA2296POCT MACUNGIE		1			1
Chestnut Ridge Nursing & Rehab		1			1
WASHINGTON CENTER FOR REHABILITATION A		1			1

COVID-19: testing by laboratory

Data through Apr 17, 2021 verified as of Apr 18, 2021 at 09:25 AM

Data in this report are provisional and subject to change.

The numbers in the table below represent the number of Florida and non-Florida residents for whom test results were received by the Department of Health. A person can be tested by more than one laboratory and can have both positive and negative results. **Therefore, the sum of the numbers in each column will be larger than the total number of people tested.**

Reporting lab	Inconclusive	Negative	Positive	Percent positive	Total
EASTSIDE URGENT CARE			1	100%	1
CURELOGICS WOUND CARE & HYPERBARIC CENTER		1			1
CVS CT692POCT NORTH HAVEN		1			1
SANTA BARABARA ALF LLC (THE WINDSOR)			1	100%	1
Erie VAMC		1			1
ALPHA CLINICAL LABORATORY CORP.			1	100%	1
ATRIA TAMARAC			1	100%	1
SUNSHINE PEDIATRICS OF LUTz			1	100%	1
CAROLINA BAY HEALTHCARE CTR OF WILMING		1			1
PRIMARY CARE SERVICES AT WESTMINSTER V		1			1
Signature Healthcare of Georgetown		1			1
EMORY DECATUR HOSPITAL - EMORY MEDICAL		1			1
TRUMAN MEDICAL CENTER - HOSPITAL HILL			1	100%	1
CPL INC/BSSC PATHOLOGY		1			1
AHUJA MEDICAL CENTER			1	100%	1
REHABILITATION CENTER OF ALBUQUERQUE		1			1
MARYLAND DEPARTMENT OF HEALTH AND MENTAL HYGIENE-LABORATORIES			1	100%	1
VIP FAMILY PRACTICE			1	100%	1
Quince Nursing and Rehabilitation Center		1			1
CVS MI22230CV WAYNE COUNTY COMMUNITY COLLEGE			1	100%	1
MERCY GENERAL HOSPITAL			1	100%	1
REDMOND URGENT CARE			1	100%	1
LIFESPAN HEALTH - SELMER		1			1
FIU HEALTH CARE CENTER			1	100%	1
BRIDGEWATER AT WATERMAN VILLAGE			1	100%	1
VELOCITY URGENT CARE - LITTLE CREEK			1	100%	1
HABANA HEALTH CARE CENTER			1	100%	1
MOUNT SINAI MEDICAL CENTER AVENTURA ER			1	100%	1
PATHOLOGY		1			1
UHS BINGHAMTON GENERAL			1	100%	1
Friendship Manor Inc.		1			1
PIEDMONT NEWTON HOSPITAL		1			1
ALLIED PEDIATRICS & FAMILY MEDICINE			1	100%	1
WVU MEDICINE - WESTON			1	100%	1
NEW YORK PRESBYTERIAN HOSPITAL			1	100%	1
AMERICAN DRUG TESTING LAB LLC			1	100%	1
Brakeley Park Center		1			1
BMC MAYPORT			1	100%	1
BRONSON METHODIST HOSPITAL			1	100%	1
CAREATC - PALM HARBOR			1	100%	1
CRYSTAL RIVER FIRE DEPARTMENT			1	100%	1
BAPTIST HEALTH ASI			1	100%	1
BLUFFTON HEALTH CENTER			1	100%	1
RMC BROOKHOLLOW MED AESTHETICS INC		1			1
WAYNE COUNTY PUBLIC HEALTH		1			1
NAVAL BRANCH HEALTH CLINIC			1	100%	1

COVID-19: testing by laboratory

Data through Apr 17, 2021 verified as of Apr 18, 2021 at 09:25 AM

Data in this report are provisional and subject to change.

The numbers in the table below represent the number of Florida and non-Florida residents for whom test results were received by the Department of Health. A person can be tested by more than one laboratory and can have both positive and negative results. **Therefore, the sum of the numbers in each column will be larger than the total number of people tested.**

Reporting lab	Inconclusive	Negative	Positive	Percent positive	Total
GATEWAY LABORATORIES		1			1
Troy Center for Rehabilitation & Nursing		1			1
WEST FLORIDA MEDICAL ASSOCIATES			1	100%	1
ST JOHN'S MEDICAL CENTER, TETON VILLAGE			1	100%	1
North Ottawa Care Center at Heartwood Lodge		1			1
TRUCARE LIVING CENTERS - SELMA			1	100%	1
STATE OF ALASKA			1	100%	1
RELIANCE HOME HEALTH CARE INC		1			1
BRANDON OUTREACH CLINIC			1	100%	1
THOMAS HOSPITAL			1	100%	1
VIRGINIA CVS PHARMACY, LLC DBA CVS/PHARMACY #1884		1			1
WELLMED AT BAY AREA		1			1
NORTHSIDE FAMILY MEDICINE		1			1
OASIS FAMILY RESORT IN THE SPRINGS LLC		1			1
UNIVERSITY OF NORTH CAROLINA HOSPITALS			1	100%	1
MERCY HOME		1			1
INHEALTH LIFE SCIENCES LLC			1	100%	1
RIVERSIDE REGIONAL MED CENTER			1	100%	1
PATEL MINESH		1			1
Walgreens #19461		1			1
YOUR GOOD HEALTH MEDICAL GROUP PA			1	100%	1
Life Care Center of Auburn		1			1
WEST FLORIDA MEDICAL ASSOCIATES PA			1	100%	1
ESOTERIC LAB			1	100%	1
CVS NE5863POCT OMAHA		1			1
WESLEY LONG HOSPITAL			1	100%	1
MEDICAL ASSOCIATES OF PINELLAS - LAB			1	100%	1
Kroger 367 - The Little Clinic Walton		1			1
BEACHSIDE DETOX		1			1
CARESPOT - OCOEE			1	100%	1
MARY WASHINGTON HOSPITAL HOME HEALTH AGENCY	1				1
ROAN MOUNTAIN MEDICAL CENTER			1	100%	1
NORTH SHORE HEMATOLOGY-ONCOLOGY ASSOCI		1			1
TANNER CLINIC			1	100%	1
MEDEXPRESS URGENT CARE - RUSSELLVILLE, W MAIN ST		1			1
Alaska Domiciliary Care for Homeless Veterans		1			1
LAB PLUS, LLC			1	100%	1
NORTHEAST REGIONAL MEDICAL CENTER			1	100%	1
Kroger 717 - The Little Clinic Dolphin Drive			1	100%	1
LOUIS A JOHNSON VAMC		1			1
PANCARE HEALTH - CARR ELEM & MIDDLE SCHOOL			1	100%	1
PULMONARY MEDICINE		1			1
MARTIN ARMY COMMUNITY HOSPITAL			1	100%	1
SHARON REGIONAL MEDICAL CENTER			1	100%	1
THE CHILDREN'S HOSPITAL OF PHILADELPHIA		1			1
DIGNITY HEALING LLC			1	100%	1

COVID-19: testing by laboratory

Data through Apr 17, 2021 verified as of Apr 18, 2021 at 09:25 AM

Data in this report are provisional and subject to change.

The numbers in the table below represent the number of Florida and non-Florida residents for whom test results were received by the Department of Health. A person can be tested by more than one laboratory and can have both positive and negative results. **Therefore, the sum of the numbers in each column will be larger than the total number of people tested.**

Reporting lab	Inconclusive	Negative	Positive	Percent positive	Total
HARDEN DIALYSIS		1			1
ST JOHNS EPISCOPAL HOSPITAL SOUTH SHORE		1			1
CONCIERGE IV NUTRITION			1	100%	1
BETHESDA HOSPITAL			1	100%	1
SHP WESTCHESTER LLC		1			1
CAREMOUNT MEDICAL PC		1			1
BROCK HUGHES MEDICAL CENTER			1	100%	1
CVS AZ9374POCT TUCSON		1			1
BOCA MEDICAL CARE			1	100%	1
KIDSVILLE PEDIATRICS III PA			1	100%	1
WALGREENS #09456		1			1
PLEASANT RIDGE MANOR WEST		1			1
MID-FLORIDA CANCER CENTERS		1			1
Tremont Health & Rehabilitation Center		1			1
JACK M MATHENY II MD			1	100%	1
FLORIDA DEPARTMENT OF HEALTH IN BROWARD COUNTY		1			1
Alden North Shore			1	100%	1
DIGNITY HEALTH GOHEALTH		1			1
VIRGINIA UROLOGY		1			1
MEDTOWN PHARMACY			1	100%	1
BEST CARE COMMUNITY AND FAMILY HEALTH CENTER INC			1	100%	1
Ideal Senior Living Center		1			1
ST MARY'S OF SAGINAW		1			1
BOULDER COMMUNITY HOSPITAL			1	100%	1
HARBOR OAKS GOLDEN YEARS			1	100%	1
Dexter Health Care		1			1
The Pines at Poughkeepsie Center for Nursing and Rehabilitation		1			1
CARESOUTH HHA HOLDINGS OF THE TREASURE COAST LLC			1	100%	1
PARK AVENUE PEDIATRICS PC		1			1
BL DIAGNOSTICS LLC			1	100%	1
MEDCOR, INC			1	100%	1
JMJ FAMILY PRACTICE			1	100%	1
FAMILY MEDICINE AT CELEBRATION		1			1
DAVENPORT DIALYSIS CENTER		1			1
SOUTHWEST VIRGINIA COMMUNITY HEALTH SYSTEMS			1	100%	1
CENTRAL FLORIDA ADULT MEDICINE		1			1
FLORIDA SOUTHERN COLLEGE			1	100%	1
Belvoir Woods Health Care Center at The Fairfax		1			1
ADVENTHEALTH MEDICAL GROUP SENIOR HEALTH AT			1	100%	1
BAYCARE OUTREACH LAB AT NEW TAMPA			1	100%	1
HILLSBORO MEDICAL CENTER MAIN LABORATO		1			1
DIAGNOSTIC GROUP INTEGRATED HEALTHCARE			1	100%	1
UNIVERISTY HOSPITAL			1	100%	1
GEORGETOWN URGENT CARE			1	100%	1
ADVOCATE GOOD SAMARITAN			1	100%	1
UPMC NORTHWEST HOSPITAL			1	100%	1

COVID-19: testing by laboratory

Data through Apr 17, 2021 verified as of Apr 18, 2021 at 09:25 AM

Data in this report are provisional and subject to change.

The numbers in the table below represent the number of Florida and non-Florida residents for whom test results were received by the Department of Health. A person can be tested by more than one laboratory and can have both positive and negative results. **Therefore, the sum of the numbers in each column will be larger than the total number of people tested.**

Reporting lab	Inconclusive	Negative	Positive	Percent positive	Total
Biopharmaceutics Laboratory Section		1			1
NEW DISCOVERY BIOLOGICS, LLC		1			1
SIGNATURE HEALTHCARE OF BUCKHEAD		1			1
VALLEY VISTA CARE CENTER		1			1
INTEGRATED GENETICS SEQUENOM		1			1
Kroger 805 - The Little Clinic Lewis Center		1			1
DUKE UNIVERSITY MEDICAL CENTER			1	100%	1
CHILTON MEDICAL CENTER		1			1
Crowne Health Care of Thomasville		1			1
FRESENIUS KIDNEY CARE OCALA			1	100%	1
Longwood Community Living Center		1			1
CARE STATION MEDICAL GROUP		1			1
MOSAIC MEDICAL CENTER MARYVILLE			1	100%	1
Kroger 523 - The Little Clinic Dickson			1	100%	1
Waddell Nursing & Rehab Center		1			1
MODERN URGENT CARE			1	100%	1
NORTH FLORIDA CHILD DEVELOPMENT, INC			1	100%	1
GRAND VIEW HOSPITAL			1	100%	1
PRIMARY CARE & PEDIATRICS - SHEPHERSTOWN		1			1
MORNINGSIDE NURSING AND REHABILITATION		1			1
ABSOLUTE HEALTHCARE			1	100%	1
CONVENIENT MEDICAL AND HEALTH SERVICES			1	100%	1
FRONT PORCH PEDIATRICS PLLC			1	100%	1
VA COMMUNITY BASED CLINIC - LAKE CITY			1	100%	1
St. Anne Home		1			1
Valley Center (WV)			1	100%	1
MCH PHYSICIANS GROUP			1	100%	1
CHRISTUS GOOD SHEPHERD MEDICAL CENTER			1	100%	1
Grand Junction VAMC		1			1
Integrity Healthcare of Carbondale			1	100%	1
MADISON AT OVIEDO			1	100%	1
EDWARD HOSPITAL			1	100%	1
WALGREENS #01398			1	100%	1
CHI ST ALEXIUS TRANSITIONAL CARE UNIT		1			1
ST GERARD'S COMMUNITY OF CARE		1			1
HACKENSACK UNIVERSITY MEDICAL CENTER		1			1
DE TAR HOSPITAL			1	100%	1
MEDEXPRESS URGENT CARE - LINKHORNE		1			1
WVU MEDICINE AT SUNCREST TOWNE CENTRE			1	100%	1
CVS AZ10529POCT SCOTTSDALE		1			1
Aspire Physical Recovery Center at Cahaba River		1			1
ORANGETOWN PEDIATRICS ASSOCIATES		1			1
KNAPP MEDICAL GROUP			1	100%	1
Douglas County Health Center		1			1
NEVADA RURAL HOUSING AUTHORITY			1	100%	1
UNIVERSAL DIAGNOSTICS LABORATORIES			1	100%	1

COVID-19: testing by laboratory

Data through Apr 17, 2021 verified as of Apr 18, 2021 at 09:25 AM

Data in this report are provisional and subject to change.

The numbers in the table below represent the number of Florida and non-Florida residents for whom test results were received by the Department of Health. A person can be tested by more than one laboratory and can have both positive and negative results. **Therefore, the sum of the numbers in each column will be larger than the total number of people tested.**

Reporting lab	Inconclusive	Negative	Positive	Percent positive	Total
TRADITIONAL MEDICINE CENTER			1	100%	1
PRIMARY AND URGENT CARE			1	100%	1
CSL PLASMA LAB			1	100%	1
OHIO VALLEY MANOR NURSING &		1			1
CLERMONT HEALTH DEPARTMENT			1	100%	1
SUSAN F WILLIAMS MD PA			1	100%	1
HEALTHCARE FOR THE HOMELESS			1	100%	1
Oakland Nursing and Rehabilitation Center		1			1
INFECTION CONTROL DEPT			1	100%	1
CLEMENT MANOR HEALTH CENTER		1			1
OMNI HEALTHCARE URGENT CARE			1	100%	1
LADY LAKE FAMILY MEDICINE			1	100%	1
SPARTA HEALTH & REHAB		1			1
CONCIERGE INTERNAL MEDICINE ASSOCIATES			1	100%	1
HEALTH PLUS SUNRISE MEDICAL OFFICE			1	100%	1
DESERT ROSE FL LLC		1			1
INDIAN RIVER CLINICAL LABORATORY, INC.		1			1
LOPEZ		1			1
BALLAD HEALTH MEDICAL ASSOCIATES URGENT CARE			1	100%	1
PASTEUR MEDICAL HIALEAH GARDEN LLC			1	100%	1
RED BUG LAKE ROAD OVIEDO COVID			1	100%	1
FAMILY & INTERNAL MEDICINE CENTER		1			1
WEST CARVER MEDICAL ASSOCIATES		1			1
SOUTH SEMINOLE HOSPITAL POCT			1	100%	1
CVS AZ69POCT PEORIA		1			1
SUNRISE CLINIC SANTA ROSA		1			1
FHPG INTERNAL MEDICINE OF BRANDON			1	100%	1
LOVELACE WOMEN'S HOSPITAL		1			1
Hawthorne House		1			1
LABORATORIO MEDICO CENTRAL CONDOMINO MD			1	100%	1
LAKE VISTA DIALYSIS			1	100%	1
BETHESDA DIALYSIS			1	100%	1
TOMAH HEALTH			1	100%	1
Ash Flat Healthcare and Rehabilitation Center			1	100%	1
PEACHEALTH LABORATORIES		1			1
BAYFRONT HEAL WOUND CARE AND HYPERBARIC CENTER			1	100%	1
NORTH FLORIDA FAMILY MEDICINE			1	100%	1
TRAFALGAR DIALYSIS			1	100%	1
BERKSHIRE MEDICAL CENTER			1	100%	1
PALM BREEZE DIALYSIS			1	100%	1
JUPITER MEDICAL CENTER INC			1	100%	1
LYSTER MAIN LAB, FT RUCKER		1			1
LAS PALMAS MEDICAL CENTER			1	100%	1
BEVERLY ADVANCED PRACTICE NURSING		1			1
UF HEALTH - WILDLIGHT			1	100%	1
MT CARMEL NURSING HOME		1			1

COVID-19: testing by laboratory

Data through Apr 17, 2021 verified as of Apr 18, 2021 at 09:25 AM

Data in this report are provisional and subject to change.

The numbers in the table below represent the number of Florida and non-Florida residents for whom test results were received by the Department of Health. A person can be tested by more than one laboratory and can have both positive and negative results. **Therefore, the sum of the numbers in each column will be larger than the total number of people tested.**

Reporting lab	Inconclusive	Negative	Positive	Percent positive	Total
BELLMORE PEDIATRICS		1			1
MERCY – NORTH IOWA			1	100%	1
Greencroft Goshen		1			1
MEDICAL COLLEGE OF GEORGIA MEDICAL CENTER			1	100%	1
St. Mary's Care Center		1			1
DR JAMES D FORBES FAMILY CARE CENTER			1	100%	1
PM PEDIATRICS OF BAYSIDE, PLLC		1			1
NAVARRO MEDICAL CENTERS LLC			1	100%	1
NORTHCREST PHYSICIAN SERVICES INC		1			1
Kroger - KR070600172		1			1
DOCTORS AFTER HOURS URGENT CARE CENTER			1	100%	1
ST VINCENTS OUTPATIENT IMAGING		1			1
UNC HOSPITALS			1	100%	1
DAUGHTERS OF SARAH NURSING CENTER		1			1
BARRINGTON TERRACE NAPLES			1	100%	1
LEGACY SPECIALTY PHARMACY CORP			1	100%	1
PINNACLE PAIN CENTER PS DBA LYNX HEALTHCARE		1			1
MINNESOTA HERITAGE HOUSE		1			1
MOBILE INFIRMARY MEDICAL CENTER			1	100%	1
KISSIMMEE HOME TRAINING		1			1
SUSAN F. WILLIAMS M.D., P.A.			1	100%	1
WATERVIEW HILLS REHABILITATION AND NUR		1			1
HHCS PHARMACY INC			1	100%	1
Kroger 395 - The Little Clinic Blanchester		1			1
Cypress Cove Center		1			1
ST. LUKE'S HOSPITAL			1	100%	1
MANCHESTER COMMONS		1			1
SANTA MONICA FERTILITY			1	100%	1
SANTA ROSA PEDIATRICS			1	100%	1
HEALTH CARE SERVICES LC			1	100%	1
RIVIERA BEACH INTEGRATED CARE INC			1	100%	1
BAPTIST ASI			1	100%	1
Parkview Care and Rehabilitation Center		1			1
DSI LABORATORIES-NAPLES-7TH			1	100%	1
The Jordan Center		1			1
ODYSSEY HEALTH CARE OF MARION COUNTY LLC		1			1
Kroger 968 - The Little Clinic Colerain Township		1			1
PIEDMONT QUICKCARE		1			1
Towne Manor West		1			1
UNLIMITED MEDICAL SERVICES OF FL PL DBA		1			1
BLAKE AT PENSACOLA OPERATION CO, LLC, THE			1	100%	1
CURA LABORATORY SERVICES			1	100%	1
Courtenay Springs Village			1	100%	1
Moab Regional Hospital			1	100%	1
CLINICAL TRIALS OF TAMPA LLC		1			1
Kroger 909 - The Little Clinic Hamilton			1	100%	1

COVID-19: testing by laboratory

Data through Apr 17, 2021 verified as of Apr 18, 2021 at 09:25 AM

Data in this report are provisional and subject to change.

The numbers in the table below represent the number of Florida and non-Florida residents for whom test results were received by the Department of Health. A person can be tested by more than one laboratory and can have both positive and negative results. **Therefore, the sum of the numbers in each column will be larger than the total number of people tested.**

Reporting lab	Inconclusive	Negative	Positive	Percent positive	Total
VERIFY LABS			1	100%	1
EMERGENCY CARE SERVICES LAB AT JFK MEDICAL CENTER			1	100%	1
NORTH MIAMI BEACH SURGICAL CENTER			1	100%	1
CVS TN5694POCT SODDY DAISY		1			1
LANCASHIRE HALL NURSING AND REHABILITATION CENTER		1			1
AMALIA'S COMMUNITY CLINIC, CORP			1	100%	1
PATHOLOGYT & LAB MEDICINE SERVICES			1	100%	1
Elderwood at Lancaster		1			1
ACCESS HEALTH CARE PHYSICIANS, LLC		1			1
SEASONS HOSPICE AND PALLIATIVE CARE OF			1	100%	1
STONESPRINGS HOSPITAL CENTER			1	100%	1
TUNIS STREET GROUP HOME		1			1
USA Healthcare LTC, LLC - Folsom Center for Rehabilitation & Healthca		1			1
UF HEALTH FAMILY MEDICINE-GOODBYS CREEK			1	100%	1
FRESENIUS KIDNEY CARE OF CLERMONT WEST			1	100%	1
BAYSTATE REFERENCE LABORATORY			1	100%	1
PATHLAB SERVICES			1	100%	1
PANCARE HEALTH - NORTHSIDE ELEMENTARY			1	100%	1
ANSWERS RESOURCE FACILITY		1			1
MEDICAL CENTER AFFILIATES PALM SPRINGS			1	100%	1
MEDEXPRESS URGENT CARE - UNIONTOWN		1			1
LEHIGH REGIONAL WOUND CENTER			1	100%	1
Oregon Veterans Home The Dalles		1			1
UCH LAB			1	100%	1
Schenectady Center for Rehabilitation & Nursing		1			1
WALGREENS #10854		1			1
LUMICO LIFE INSURANCE COMPANY		1			1
VCU HEALTH SYSTEM AUTHORITY - MCV HOSPITALS			1	100%	1
EAST TENNESSEE STATE UNIVERSITY		1			1
LAKE MARY DIALYSIS			1	100%	1
CVS NV9586POCT RENO		1			1
Good Samaritan Society - Mountian Lake		1			1
ADVENTHEALTH MEDICAL GROUP OBSTETRICS			1	100%	1
LOUNDY		1			1
HEARTLAND OF MARIETTA OH LLC DBA		1			1
CAREWELL 203			1	100%	1
PHYSICIANS PREMIER ER- CENTRAL AUSTIN			1	100%	1
FAMILY AND INTERNAL MEDICINE ASSOCIATES		1			1
CORONA CONCIERGE, LLC		1			1
HOME AIDE SVC OF EASTERN NY INC D/B/A		1			1
HEARTLAND REGIONAL MEDICAL CENTER		1			1
1ST CHOICE URGENT CARE CENTER LLC			1	100%	1
White River Health Care Center		1			1
EUGENE T FINAN, MD			1	100%	1
WATERTOWN URGENT CARE		1			1
ATHENA PLASTIC SURGERY		1			1

COVID-19: testing by laboratory

Data through Apr 17, 2021 verified as of Apr 18, 2021 at 09:25 AM

Data in this report are provisional and subject to change.

The numbers in the table below represent the number of Florida and non-Florida residents for whom test results were received by the Department of Health. A person can be tested by more than one laboratory and can have both positive and negative results. **Therefore, the sum of the numbers in each column will be larger than the total number of people tested.**

Reporting lab	Inconclusive	Negative	Positive	Percent positive	Total
SAN JOSE CLINIC		1			1
ENZO LABS INC			1	100%	1
Kroger 907 - The Little Clinic Holland		1			1
CRESTVIEW MED CLIN LAB			1	100%	1
MEDCOR INC			1	100%	1
SOUTHWESTERN VERMONT MEDICAL CENTER			1	100%	1
PENSACOLA PATHOLOGY		1			1
CHILDRENS SPECIALIST PEDIATRIC PULMMOLOGY &			1	100%	1
Ozark Health and Rehabilitation, LLC		1			1
ADVENTHEALTH MEDICAL GROUP INTERNAL MEDICINE AT MILLS			1	100%	1
CVS TX4794POCT ARLINGTON		1			1
RED HOOK FAMILY PRACTICE		1			1
PEDIATRIC ASSOCIATES - DORAL			1	100%	1
ST JOHN'S HOME CARE			1	100%	1
BLACK SHEEP MEDICAL			1	100%	1
COSTAMED GRUPO MEDICO			1	100%	1
NHC HealthCare St. Charles		1			1
ROBERT TAYLOR COMMUNITY COMPLEX			1	100%	1
NF Escambia, LLC DBA Olive BranchHealth and Rehabilitaion Center			1	100%	1
SUPERKIDS PEDIATRICS			1	100%	1
ADVANCED CARDIOVASCULAR DIAGNOSTICS OF FL			1	100%	1
RAMBAM URGENT CARE			1	100%	1
JOHN D. ARCHBOLD MEMORIAL HOSPITAL			1	100%	1
HEALTH CHOICES, PLLC		1			1
Villages of St.Peters		1			1
BLACKBERRY CENTER, THE		1			1
LABONE		1			1
PEDIATRIC PARTNERS OF ZEPHYRHILLS PA			1	100%	1
LABORATORIO BUENA SALUD			1	100%	1
BUFFALO VAMC			1	100%	1
ST LUKE LUTHERAN HOME		1			1
PALM COAST DRAW STATION/AMERICAN HEALTH ASSOCIATES		1			1
WILLOWBROOKE CT AT LIMA ESTATES		1			1
LITTLE COMPANY OF MARY HOSPITAL			1	100%	1
CYPRESS CREEK OUTPATIENT SURGICAL CTR, LLC			1	100%	1
FLAGLER COUNTY BOARD OF COUNTY COMMISSIONERS			1	100%	1
Towne Manor East		1			1
Brynwood Health & Rehabilitation Center			1	100%	1
PRACTITIONERS IN MOTION			1	100%	1
Senatobia Healthcare & Rehab		1			1
Victoria Manor		1			1
Lakeview Care Center			1	100%	1
CVS NE8615POCT LINCOLN		1			1
SHAH			1	100%	1
CONWAY - SHERWOOD URGENT CARE			1	100%	1
Chatsworth Health Care		1			1

COVID-19: testing by laboratory

Data through Apr 17, 2021 verified as of Apr 18, 2021 at 09:25 AM

Data in this report are provisional and subject to change.

The numbers in the table below represent the number of Florida and non-Florida residents for whom test results were received by the Department of Health. A person can be tested by more than one laboratory and can have both positive and negative results. **Therefore, the sum of the numbers in each column will be larger than the total number of people tested.**

Reporting lab	Inconclusive	Negative	Positive	Percent positive	Total
BRIAN C GRINER MD LLC			1	100%	1
Imperial Healthcare Centre			1	100%	1
WINTER PARK MEMORIAL HOSPITAL LABORATORY		1			1
FLAGLER CARE CENTER			1	100%	1
Erwin Health Care Center		1			1
LEXINGTON HOSPITAL CORPORATION			1	100%	1
NORTHSIDE HOSPITAL GWINNETT		1			1
Walgreens #17445		1			1
WINDSOR MANOR			1	100%	1
STAMFORD HOSPITAL			1	100%	1
INDIANA STATE DEPARTMENT OF HEALTH CLINIC MICROBIOLOGY		1			1
FAIRVIEW HOSPITAL			1	100%	1
SIGNATURE CARE COLLEGE STATION			1	100%	1
CVS LA1116POCT BATON ROUGE		1			1
ManorCare Yeadon		1			1
MEDLABS OF FLORIDA LLC D/B/A MEDLABS DIAGNOSTICS		1			1
Garden View Care Center at Dougherty Ferry		1			1
KENNEDY BOULEVARD DIALYSIS			1	100%	1
GENESEE COUNTY HEALTH DEPARTMENT		1			1
REELFOOT FAMILY WALK-IN CLINIC		1			1
SUMMER PLACE NURSING & REHABILITATION		1			1
MEDSTAR HEALTH URGENT CARE			1	100%	1
C A R E S		1			1
PRIMARY CARE GROUP LLC		1			1
WALGREENS #04786		1			1
Kroger 699 - The Little Clinic Smyrna		1			1
NORTH FLORIDA REGIONAL MEDICAL CENTER EMERGENCY			1	100%	1
Canandaigua VAMC		1			1
NANCY M WORTHINGTON MD PA			1	100%	1
PHYSICIANS IMMEDIATE CARE			1	100%	1
MED TECH CLINICAL LABORATORY		1			1
WINCHESTER HOSPITAL			1	100%	1
LINK PHARMACY LLC		1			1
ORCHARD PARK HEALTH CARE AND REHABILITATION CENTER		1			1
WALGREENS #11572		1			1
ASHLEY PEDICATRICS DAY AND NIGHT CLINIC			1	100%	1
BOCA RATON PHYSICIANS PA			1	100%	1
PowerBack Piscataway Center		1			1
ADVANTA LABS, LLC		1			1
Kroger 923 - The Little Clinic Centerville		1			1
BAY AREA HOSPITAL LAB & HST		1			1
LSU MEDICAL CENTER			1	100%	1
DECATUR MORGAN HOSPITAL - DECATUR GENE		1			1
CVS CT2210POCT RIVERSIDE		1			1
RIDGE OPTUM FLORIDA			1	100%	1
TMH PHYSICIAN PARTNERS			1	100%	1

COVID-19: testing by laboratory

Data through Apr 17, 2021 verified as of Apr 18, 2021 at 09:25 AM

Data in this report are provisional and subject to change.

The numbers in the table below represent the number of Florida and non-Florida residents for whom test results were received by the Department of Health. A person can be tested by more than one laboratory and can have both positive and negative results. **Therefore, the sum of the numbers in each column will be larger than the total number of people tested.**

Reporting lab	Inconclusive	Negative	Positive	Percent positive	Total
NORTHEAST TEXAS DIALYSIS		1			1
CHILDREN'S MEMORIAL HOSPITAL			1	100%	1
AUSTIN URGENT CARE			1	100%	1
GEORGE WASHINGTON UNIVERSITY HOSPITAL			1	100%	1
Kroger 682 - The Little Clinic New Holland Market			1	100%	1
QUEST INC			1	100%	1
HOSPITAL SISTERS HEALTH SYSTEM (HSBS)			1	100%	1
Kroger 682 - The Little Clinic Combs and Gantzel		1			1
EILEEN TURBESSI MD PA		1			1
SSC NASHVILLE OPERATING CO LLC D/B/A		1			1
WY RETIREMENT CENTER		1			1
CENTRAL TX URGENT CARE			1	100%	1
MINUTE CLINIC DIAGNOSTICS OF IN, LLC #6252		1			1
NORTH SHORE HEMATOLOGY-ONCOLOGY ASSOCIATES		1			1
JOHNSON MEDICAL SERVICES			1	100%	1
GOLDING-GRANADO MEDICAL ASSOCIATES		1			1
CONVENIENT URGENT CARE			1	100%	1
OPTUM MEDICAL CLINIC IN ROCKRIMMON			1	100%	1
FLORHAM PARK ENDOSCOPY CENTER		1			1
APOLLO ADVANCED HOME HEALTH CORP			1	100%	1
HEALTH FIRST HOME CARE		1			1
AAA MEDICAL TESTING			1	100%	1
Peninsula Nursing and Rehabilitation Center		1			1
ADVANCED INDIVIDUALIZED MEDICINE OF NAPLES			1	100%	1
HUGH CHATHAM FAMILY MEDICINE INDEPENDENCE		1			1
NORTH PALM CHIDRENS PHYSICIANS			1	100%	1
EASTGENE LABORATORIES		1			1
WINTER GARDEN CHILDREN'S HEALTH CENTERS			1	100%	1
WEST PALM BEACH PHARMACEUTICALS LLC			1	100%	1
ACCESS FAMILY CARE LLC			1	100%	1
NORTHERN KENTUCKY HEALTH DEPARTMENT			1	100%	1
USF PHYSICIANS GROUP			1	100%	1
AUBURNDALE DOCTOR TODAY			1	100%	1
ADVANCE MD CARE			1	100%	1
MEMORIAL HOSPITAL MIRAMAR WAIVED TESTING			1	100%	1
Home Health Care Clinic		1			1
Niles Nursing and Rehab. Center		1			1
NORTH SHORE HEMATOLOGY-ONCOLOGY ASSOCIATES PC		1			1
PHI LIFE SCIENCES			1	100%	1
Princeton Place			1	100%	1
NATICK URGENT CARE			1	100%	1
EAST COAST INSTITUTE FOR RESEARCH LLC			1	100%	1
STORMONT VAIL HOSPITAL			1	100%	1
KROGER 915 - THE LITTLE CLINIC ANDERSON			1	100%	1
TITUSVILLE REHABILITATION AND NURSING CENTER		1			1
HEALTH AND HOPE CLINIC INC			1	100%	1

COVID-19: testing by laboratory

Data through Apr 17, 2021 verified as of Apr 18, 2021 at 09:25 AM

Data in this report are provisional and subject to change.

The numbers in the table below represent the number of Florida and non-Florida residents for whom test results were received by the Department of Health. A person can be tested by more than one laboratory and can have both positive and negative results. **Therefore, the sum of the numbers in each column will be larger than the total number of people tested.**

Reporting lab	Inconclusive	Negative	Positive	Percent positive	Total
CENTRAL FLA PEDIATRIC URGENT CARE LLC		1			1
NORTH BROWARD MEDICAL CENTER			1	100%	1
NORTH COUNTY MEDICAL LAB			1	100%	1
Waters of Covington		1			1
GATEWAY HEALTHCARE, PC			1	100%	1
Kroger 767 - The Little Clinic Beaumont		1			1
PRISMA HEALTH TUOMEY LABORATORY			1	100%	1
MEDICAL CITY NORTH HILLS			1	100%	1
MEMORIAL HERMANN MEDICAL GROUP-ATASCOCITA PEDS			1	100%	1
PALMETTO LANDING			1	100%	1
THEDACARE FAMILY MEDICINE GATEWAY			1	100%	1
CARESTAT HOSPICE SERVICES			1	100%	1
HAYS CLINICAL LAB			1	100%	1
SHARP GROSSMONT HOSPITAL LABORATORY			1	100%	1
SOLARIS HEALTHCARE PLANT CITY		1			1
LUTHERAN HOSPITAL OF INDIANA			1	100%	1
BAPTIST HOSPITAL FAMILY MEDICINE &			1	100%	1
ACCESS MEDICAL GROUP OF TAMPA INC			1	100%	1
Parkview Care Center			1	100%	1
BIOMAT ORLANDO		1			1
AVERA MEDICAL GROUP			1	100%	1
ALIMETRIX INC		1			1
PORTSMOUTH REG. HOSPITAL			1	100%	1
HEALTHALLIANCE HOSPITAL LABORATORY		1			1
Pelican Health Norfolk			1	100%	1
COVENANT HEALTH		1			1
WALGREENS #10308		1			1
AFFILIATED LABORATORIES INC			1	100%	1
METRO HEALTH HOSPITAL LABORATORY		1			1
BAPTIST EMERGENCY HOSPITAL - KELLY			1	100%	1
HEALTHCARE ASSOCIATES OF IRVING, LLP			1	100%	1
CAPSTONE REHABILITATION AND HEALTHCARE		1			1
MOUNT ST MARYS HOSPITAL OF NIAGARA FALLS			1	100%	1
HEALTH PARTNERS LLC		1			1
CHI ST VINCENT LITTLE ROCK DIAGNOSTIC CLINIC			1	100%	1
WESTMORELAND REGIONAL HOSPITAL			1	100%	1
Ravenwood Speciality Care		1			1
GREATER MIAMI DIALYSIS			1	100%	1
PROGENESIS INC			1	100%	1
PHYSICIANS ASSOCIATES PA			1	100%	1
SUMMERFIELD PAIN MANAGEMENT			1	100%	1
UT MD ANDERSON CANCER CENTER-TUMOR MARKER LAB			1	100%	1
BEAUMONT REFERENCE LABORATORY			1	100%	1
Manassas Health & Rehab			1	100%	1
SUPREME MEDICAL GROUP PLLC			1	100%	1
CENTRAL FLORIDA HOSPITALIST			1	100%	1

COVID-19: testing by laboratory

Data through Apr 17, 2021 verified as of Apr 18, 2021 at 09:25 AM

Data in this report are provisional and subject to change.

The numbers in the table below represent the number of Florida and non-Florida residents for whom test results were received by the Department of Health. A person can be tested by more than one laboratory and can have both positive and negative results. **Therefore, the sum of the numbers in each column will be larger than the total number of people tested.**

Reporting lab	Inconclusive	Negative	Positive	Percent positive	Total
PALMS WEST SURGICENTER		1			1
ASHLEY PEDIATRICS DAY AND NIGHT CLINIC			1	100%	1
GOOD SAMARITAN SOCIETY - DE SMET		1			1
MONTCLAIR STATE UNIV/HLTH & WELLNESS		1			1
Illiana HCS - Danville VAMC		1			1
Indianspring of Oakley		1			1
ST MICHAEL'S ELITE MEDICAL HOSPITAL			1	100%	1
LAKELAND MEDICAL CENTER			1	100%	1
Alden Lincoln Park			1	100%	1
FIRST CARE WALK IN CLINIC LLC			1	100%	1
DEERFIELD BEACH REHABILITATION AND NURSING			1	100%	1
ALL PEDIATRIC CARE PA			1	100%	1
ORAL & FACIAL SURGERY			1	100%	1
GENESIS CARE USA OF FLORIDA, LLC			1	100%	1
NATIONAL INSTITUTES OF HEALTH CLINICAL CENTER			1	100%	1
MEMORIAL MEDICAL CENTER			1	100%	1
Kroger 629 - The Little Clinic Cartersville, GA Hwy 41		1			1
PASTEUR MEDICAL CENTER LLC		1			1
CARDIOLOGY AND FITNESS MEDICINE		1			1
ORMC-ARDEN/EOI			1	100%	1
ARCADIA DIALYSIS CENTER			1	100%	1
WALGREENS # 11165		1			1
COMMUNITY MEDICAL CENTER-ORANGE CITY		1			1
TEVAPHARM			1	100%	1
HALEYVILLE HEALTH CARE CENTER		1			1
IZ MEDICAL		1			1
FOCUSED CARE AT ALLENBROOK		1			1
PHOENIX MEDICAL CLINIC			1	100%	1
MEDICAL CENTER OF TRINITY - MOB		1			1
CARENOW URGENT CARE - SPRING			1	100%	1
CARENOW MIDTOWN			1	100%	1
FLORIDA CLINICAL LABORATORY INC DBA			1	100%	1
CVS TX3702POCT KATY		1			1
MINUTE CLINIC DIAGNOSTIC PA			1	100%	1
HALIFAX HEALTH PRIMARY CARE			1	100%	1
FLAGLER MEDICAL ASSOCIATES PA			1	100%	1
SYNERGY DIALYSIS INC			1	100%	1
SANTA MONICA CA-UCLA MC			1	100%	1
PAMC MICRO LAB			1	100%	1
CHILDREN'S NATIONAL MEDICAL CENTER			1	100%	1
PEDIATRIC ASSOCIATES OF ORLANDO			1	100%	1
THE BRENNITY AT TRADITION			1	100%	1
THE READING HOSPITAL AND MEDICAL CENTER			1	100%	1
ASUNCION HOME HEALTH CARE CORP			1	100%	1
Piedmont Crossing		1			1
DIXIE COUNTY JAIL			1	100%	1

COVID-19: testing by laboratory

Data through Apr 17, 2021 verified as of Apr 18, 2021 at 09:25 AM

Data in this report are provisional and subject to change.

The numbers in the table below represent the number of Florida and non-Florida residents for whom test results were received by the Department of Health. A person can be tested by more than one laboratory and can have both positive and negative results. **Therefore, the sum of the numbers in each column will be larger than the total number of people tested.**

Reporting lab	Inconclusive	Negative	Positive	Percent positive	Total
SALUDA NURSING CENTER		1			1
RIVERSIDE COUNTY PUBLIC HEALTH LABORATORY			1	100%	1
CARE CONNECTIONS AT HOME LLC			1	100%	1
PACE UNIVERSITY HEALTH CARE		1			1
ELEMENTS PHARMACY			1	100%	1
MARION GENERAL HOSPITAL			1	100%	1
SUMMERLIN MEDICAL CENTRE			1	100%	1
ACCESS TOTAL CARE			1	100%	1
CLINICAL PATHOLOGY LABORATORIES SOUTHEAST INC			1	100%	1
UMASS MEMORIAL/MARLBORO HOSPITAL			1	100%	1
Lopatcong Center		1			1
Eddy Memorial Geriatric Center		1			1
PROVIDENCE ST. PATRICK HOSPITAL			1	100%	1
LIFECARE MEDICAL CENTER			1	100%	1
ALL CHILDRENS PEDIATRIC CLINIC			1	100%	1
ASSOCIATESMD			1	100%	1
WORKCARE, INC GLOBALFOUNDRIES			1	100%	1
BROOKS REHAB			1	100%	1
MARTIN MEMORIAL MEDICENTER			1	100%	1
KIDZ FAMILY CARE			1	100%	1
SPECIALTY MOLECULAR - DENVER			1	100%	1
PUBLIX PHARMACY #1122		1			1
MEDCARE-GARNERS FERRY			1	100%	1
PHYSICIANS LAB INC			1	100%	1
SUNCOAST PRIMARY CARE LLC			1	100%	1
ATHENS LIMESTONE HOSPITAL		1			1
CARROLL UNIVERSITY STUDENT HEALTH CENTER		1			1
VIRTUA HEALTH AND REHABILITATION		1			1
HOSPITAL METROPOLITANO SAN GERMAN			1	100%	1
STEPHEN G NELSON MD PA			1	100%	1
PEDIATRIC SPECIALTY CLINIC COLLIER			1	100%	1
JUP Serology SubSection			1	100%	1
WW Chem Auto SS			1	100%	1
BAPTIST HEALTH SURGERY CENTER			1	100%	1
PUBLIX PHARMACY #1488		1			1
VA Boston HCS-West Roxbury Division			1	100%	1
Sarah A. Todd Memorial Home		1			1
MALUHIA		1			1
Trucare Living Centers - Columbus		1			1
KENT		1			1
Kroger 683 - The Little Clinic Foothills Plaza		1			1
LAKE WALES DIALYSIS CENTER			1	100%	1
TITUS REGIONAL MEDICAL CENTER			1	100%	1
HEALTHCARE AND REHAB OF SANFORD			1	100%	1
OKLAHOMA BLOOD INSTITUTE			1	100%	1
RAPID CITY REGIONAL HOSPITAL -579 ATTN. LABORATORY		1			1

COVID-19: testing by laboratory

Data through Apr 17, 2021 verified as of Apr 18, 2021 at 09:25 AM

Data in this report are provisional and subject to change.

The numbers in the table below represent the number of Florida and non-Florida residents for whom test results were received by the Department of Health. A person can be tested by more than one laboratory and can have both positive and negative results. **Therefore, the sum of the numbers in each column will be larger than the total number of people tested.**

Reporting lab	Inconclusive	Negative	Positive	Percent positive	Total
BAYLOR SCOTT AND WHITE MEDICAL CENTER -CENTENNIAL			1	100%	1
OCCUPATIONAL HEALTH CENTER		1			1
DOCTORS HEARING			1	100%	1
RIVIERA BEACH HEALTH CENTER LAB			1	100%	1
ADVENTHEALTH DURAND			1	100%	1
Advanced Health Care of St. George		1			1
MEDEX CLINIC LLC			1	100%	1
MIDWEST COVENANT HOME, INC		1			1
PHYSICIANS ASSOCIATES			1	100%	1
ST PETERSBURG GENERAL HOSPITAL LABORATORY			1	100%	1
PALACE CARE AND REHAB		1			1
ALBANNA PEDIATRICS CENTER			1	100%	1
Kroger 97 - The Little Clinic Hutchinson		1			1
SOLDIERS' HOME OF HOLYOKE		1			1
WMC HEALTH GROUP INC			1	100%	1
NHC Chattanooga			1	100%	1
MEDICAL ARTS LABORATORY			1	100%	1
ST. PETERSBURG PEDIATRICS-SEMINOLE			1	100%	1
GULF COAST VILLAGE HOME HEALTH INC			1	100%	1
CVS IL2297652CV CHICAGO		1			1
SOUTHWEST ORLANDO FAMILY MEDICINE, PL			1	100%	1
WAYNE MEMORIAL HOSPITAL		1			1
PINNACLE DIALYSIS		1			1
LOUIS STOKES CLEVELAND VA MEDICAL CENTER			1	100%	1
St. Ann Rehabilitation and Nursing Center		1			1
AdventHealth Care Center Zephyrhills North			1	100%	1
INTERNAL MEDICINE ASSOCIATES		1			1
SOUTHEASTERN HEALTH FACILITIES, INC		1			1
KROGER 785 - THE LITTLE CLINIC DIXIE HWY		1			1
Dugan Memorial Home		1			1
STAYING HEALTHY MEDICAL SERVICES			1	100%	1
TITAN GENOMICS, LLC			1	100%	1
WALGREENS #12624		1			1
RIVERSIDE PEDIATRIC GROUP, INC		1			1
NORTHWEST FLORIDA SPECIALTY PHYSICIANS LLC		1			1
Eagle Point Health Care Center		1			1
Maple Lane Nursing Home		1			1
ORDRS, INC.			1	100%	1
Kroger 126 - The Little Clinic Cottonwood		1			1
WELLMED AT LINEBAUGH AVE			1	100%	1
RESIDENCES AT MIAMI / REIGN GARDENS LLC, THE			1	100%	1
ELMCROFT OF TIMBERLIN PARC			1	100%	1
XSTREMEMD			1	100%	1
CVS AZ4795POCT MESA		1			1
GARDEN VIEW CARE CENTER		1			1
ADVENTHEALTH MEDICAL GROUP PEDIATRICS DIABETES &			1	100%	1

COVID-19: testing by laboratory

Data through Apr 17, 2021 verified as of Apr 18, 2021 at 09:25 AM

Data in this report are provisional and subject to change.

The numbers in the table below represent the number of Florida and non-Florida residents for whom test results were received by the Department of Health. A person can be tested by more than one laboratory and can have both positive and negative results. **Therefore, the sum of the numbers in each column will be larger than the total number of people tested.**

Reporting lab	Inconclusive	Negative	Positive	Percent positive	Total
Kroger - KR070300083			1	100%	1
CENTRAL JERSEY URGENT CARE OF GREEN BR		1			1
BOCA CIEGA CENTER			1	100%	1
COMMUNITY MEDICAL CARE			1	100%	1
PARK AVENUE DERMATOLOGY NORTH			1	100%	1
CASS LAKE PHS INDIAN HOSPITAL		1			1
UFHEALTH			1	100%	1
PRIMEX CLINICAL LABORATORIES INC			1	100%	1
MERITUS MEDICAL CENTER			1	100%	1
INTERNAL MEDICINE EMILIA MURRAY MD PA		1			1
SOUTHEAST MISSOURI HOSPITAL		1			1
Coos County Nursing Home		1			1
BAXTER REGIONAL MEDICAL CENTER			1	100%	1
CAPE CORAL HOSPITAL NURSING			1	100%	1
WALK IN FAMILY MEDICINE CENTER			1	100%	1
ASCARATE DIALYSIS			1	100%	1
RADEAS			1	100%	1
PHYSICIANS OF CENTRAL FLORIDA			1	100%	1
HEALTH DIV OAK RIDGE NATL LABORATORY		1			1
WELLSTAR SPALDING REGIONAL MEDICAL CENTER		1			1
TARRYTOWN PHARMACY			1	100%	1
DOCTOR TODAY URGENT CARE			1	100%	1
DONALSONVILLE HOSPITAL			1	100%	1
EXPRESS WALK IN MEDICAL CENTER			1	100%	1
SYCAMORE MEDICAL CENTER-KETTERING HEALTH NETWORK			1	100%	1
NICKLAUS CHILDREN'S DORAL OUTPATIENT CENTER			1	100%	1
REDSTONE REHABILITATION & NURSING CENT		1			1
ALDEN PHARMACY		1			1
C V S / PHARMACY #4396		1			1
SALTZER URGENT CARE			1	100%	1
KINGWOOD EMERGENCY CENTER			1	100%	1
ORANGE PEDIATRICS PA			1	100%	1
ADVENT HEALTH MEDICAL GROUP MULTISPECIALTY			1	100%	1
SOUTHERN HILLS MEDICAL CENTER			1	100%	1
CLEVELAND CLINIC AKRON GENERAL			1	100%	1
STATE OF CALIFORNIA DOH SERVICES			1	100%	1
FAST PACE URGENT CARE			1	100%	1
NSUH AT SYOSSET		1			1
TCPA CLINICAL LABORATORIES			1	100%	1
FLORIDA KEYS PED AND ADOLES CTR			1	100%	1
WOODSTOCK HEALTH DEPARTMENT			1	100%	1
COLUMBIA CREST CARE & RAHAB		1			1
US PUBLIC HEALTH SERVICE HOSPITAL			1	100%	1
ACUPATH LABORATORIES INC			1	100%	1
CARENOW LAKE WORTH			1	100%	1
HAMILTON CI MAIN UNIT ANNEX/ WORK CAMP			1	100%	1

COVID-19: testing by laboratory

Data through Apr 17, 2021 verified as of Apr 18, 2021 at 09:25 AM

Data in this report are provisional and subject to change.

The numbers in the table below represent the number of Florida and non-Florida residents for whom test results were received by the Department of Health. A person can be tested by more than one laboratory and can have both positive and negative results. **Therefore, the sum of the numbers in each column will be larger than the total number of people tested.**

Reporting lab	Inconclusive	Negative	Positive	Percent positive	Total
CROSS CREEK HEALTH CARE		1			1
PIONEER CLINICAL RESEARCH LLC			1	100%	1
ALLIANCE MD DIRECT PRIMARY CARE			1	100%	1
CHC SOUTHWEST FLORIDA LAB-LIVE			1	100%	1
LAKEVIEW REGIONAL HOSPITAL			1	100%	1
MEDICAL SPECIALISTS OF THE PALM BEACHES INC			1	100%	1
UUHC - REDSTONE HEALTH CENTER LABORATORY			1	100%	1
PINEBROOK CARE AND REHABILITATION CENTER			1	100%	1
TITUSVILLE CENTER FOR SURGICAL EXCELLENCE LLC		1			1
Glen Haven Health and Rehabilitation LLC		1			1
SOMA MEDICAL CENTER PA #2			1	100%	1
JOSHUA E CHESIR MD		1			1
Sky View Rehabilitation and Health Care Center		1			1
TMH CANCER CENTER LABORATORY			1	100%	1
NORTH RIVER FAMILY HEALTH CENTER			1	100%	1
Kroger 63 - The Little Clinic Glassford Hill Rd		1			1
ADAMS COUNTY HEALTH DEPARTMENT			1	100%	1
SOUTHWESTERN STATE HOSPITAL LABORATORY			1	100%	1
BIOMAT USA INC			1	100%	1
CTMD MEDICAL CENTER, PA			1	100%	1
MEMORIAL HOSPITAL - BELLEVILLE			1	100%	1
Wexner Heritage House			1	100%	1
PUBLIX PHARMACY # 1236			1	100%	1
SANDPIPER CLUSTER		1			1
Wayne County Nursing Home		1			1
STEWART MEDICAL GROUP INC			1	100%	1
AFTER HOURS CARE OF AMERICUS INCORPORA			1	100%	1
SHANNON CLARK OD, PA			1	100%	1
KNOX COMMUNITY HOSPITAL			1	100%	1
GARDENS PEDIATRICS LAB			1	100%	1
LABTEST LLC LABTEST DIAGNOSTICS			1	100%	1
Smg/North Jersey Hematology & Oncology		1			1
MEDEXPRESS URGENT CARE - WAYNESBURG		1			1
PUTNAM CO HOSPITAL-D/B/A ASBURY TOWERS		1			1
MARINA DEL REY HOSPITAL LAB			1	100%	1
LIFE CARE CENTER OF GWINNETT		1			1
OPTI MED PHARMACY		1			1
OAKWOOD HOSPITAL - DEARBORN LAB			1	100%	1
ABBOTT LABORATORIES ROSS PRODUCTS			1	100%	1
FREEPORT ER DOX URGENT CARE		1			1
AFTER HOURS CLINIC			1	100%	1
UF HEALTH THE VILLAGES			1	100%	1
DW MCMILLAN MEMORIAL HOSPITAL LABORATORY			1	100%	1
COMMONWEALTH OF VIRGINIA DIVISION OF CONSOLIDATED LABORATORY SERVICES			1	100%	1
POETS WALK SARASOTA			1	100%	1
SPELMAN COLLEGE DEPT OF HEALTH SERVICE		1			1

COVID-19: testing by laboratory

Data through Apr 17, 2021 verified as of Apr 18, 2021 at 09:25 AM

Data in this report are provisional and subject to change.

The numbers in the table below represent the number of Florida and non-Florida residents for whom test results were received by the Department of Health. A person can be tested by more than one laboratory and can have both positive and negative results. **Therefore, the sum of the numbers in each column will be larger than the total number of people tested.**

Reporting lab	Inconclusive	Negative	Positive	Percent positive	Total
SELF REGIONAL HEALTHCARE			1	100%	1
BMC/NASSAU			1	100%	1
Alexandria Place		1			1
NLAC SUMMERBIO			1	100%	1
RUBY MEMORIAL HOSP. LAB			1	100%	1
St Mary's d'Youville Pavilion		1			1
Monument Health Custer Care Center		1			1
WILLOW DALE WELLNESS VILLAGE APARTMENT		1			1
Bethany Manor		1			1
MY URGENT CARE CLINIC			1	100%	1
ACCOMPLISHED HOME CARE		1			1
El Paso Health Care Center			1	100%	1
Walgreens #10851		1			1
SPRING VALLEY HOSPITAL MEDICAL CENTER			1	100%	1
CORNERSTONE OF RECOVERY INC		1			1
PALM SPRINGS GENERAL HOSPITAL			1	100%	1
MEDSTAR URGENT CARE, LLC			1	100%	1
AUGUSTA UNIVERISTY MEDICAL CENTER			1	100%	1
NHC PLACE AT COOL SPRINGS		1			1
MEDEXPRESS URGENT CARE, EDWARDSVILLE		1			1
NORTHEAST BAPTIST HOSPITAL			1	100%	1
SCRIPTS PLUS INC DBA THE MEDICINE SHOP		1			1
LINCOLN COUNTY MEDICAL CENTER		1			1
SPINE & PAIN CONSULTANT PLLC		1			1
BRIDGEWATER PARK ASSISTED LIVING LLC			1	100%	1
Redwood Springs Healthcare			1	100%	1
Arlington Health and Rehabilitation		1			1
MEDPOST URGENT CARE - CIBOLO			1	100%	1
PINEVILLE PHARMACY			1	100%	1
JAMES A HENRY MD LLC			1	100%	1
DEPARTMENT OF HEALTH SERVICES			1	100%	1
PRINCIPLE DIAGNOSTICS LLC			1	100%	1
SUNCOAST BEHAVIORAL HEALTH CENTER			1	100%	1
DEL PRADO MEDICAL CENTER, INC		1			1
COVENANT HOSPITAL HOBBS D/B/A COVENANT		1			1
FLORIDA HOSPITAL ORMOND BEACH			1	100%	1
TARRANT MEDICAL ASSOCIATES			1	100%	1
AMERICAN FAMILY CARE URGENT CARE		1			1
Kroger 410 - The Little Clinic Trinity		1			1
WELLSTAR KENNESAW MEDICAL CENTER		1			1
MOBILE MEDICAL CLINIC			1	100%	1
METROWEST MEDICAL CENTER - FRAMINGHAM			1	100%	1
CENTRAL TX MEDICAL CENTER - LAB			1	100%	1
TANGLEWOOD MANOR		1			1
OCEANVIEW NURSING AND REHABILITAION CENTER			1	100%	1
LEE MEMORIAL HOSPITAL OUTPATIENT SURGERY CENTER			1	100%	1

COVID-19: testing by laboratory

Data through Apr 17, 2021 verified as of Apr 18, 2021 at 09:25 AM

Data in this report are provisional and subject to change.

The numbers in the table below represent the number of Florida and non-Florida residents for whom test results were received by the Department of Health. A person can be tested by more than one laboratory and can have both positive and negative results. **Therefore, the sum of the numbers in each column will be larger than the total number of people tested.**

Reporting lab	Inconclusive	Negative	Positive	Percent positive	Total
MISSOURI DEPARTMENT OF HEALTH AND SENIOR SERVICES - STATE PH LAB		1			1
CVS OH3306POCT AKRON		1			1
CVS IN6611POCT INDIANAPOLIS			1	100%	1
CFCH - FROSTPROOF			1	100%	1
MACKINAC STRAITS LONG TERM CARE UNIT		1			1
Kroger 970 - The Little Clinic Westfield			1	100%	1
WYOMING COUNTY DEPARTMENT OF HEALTH		1			1
Encompass Health Rehab Hosp Harmarville		1			1
EMERSON HOSPITAL LABORATORY			1	100%	1
TAMPA FAMILY HEALTH CENTER		1			1
RAAZI CLINICAL LABORATORY LLC			1	100%	1
SOUTHEASTERN INTEGRATED MEDICAL PL			1	100%	1
Kroger 532 - The Little Clinic Murfreesboro		1			1
Excel Care Center			1	100%	1
WALGREENS #07589		1			1
Heritage Health of Peru			1	100%	1
CENTRAL FLORIDA MEDICAL CARE			1	100%	1
PARK AVENUE MEDICAL PROFESSIONALS		1			1
ORMOND MEDICAL ARTS FAMILY PRACTICE PL			1	100%	1
SOUTH FLORIDA URGENT CARE CENTERS, LLC			1	100%	1
ENCOMPASS HEALTH REHABILITATION HOSPITAL OF UTAH		1			1
CAROMONT HEALTH			1	100%	1
HENRICO DOCTOR'S LABORATORY			1	100%	1
HAWAII DEPARTMENT OF HEALTH LAB			1	100%	1
HAWKEYE CARE CENTER DUBUQUE		1			1
MAGGY PHARMACY INC		1			1
THE NEW JEWISH HOME		1			1
LEESBURG DIALYSIS CENTER		1			1
Bay View Nursing and Rehabilitation Center			1	100%	1
ST CATHERINE HOSPITAL LABORATORY			1	100%	1
CAREFIRST URGENT CARE - BEECHMONT			1	100%	1
HIBISCUS COURT			1	100%	1
SPACE COAST COMMUNITY PHARMACY			1	100%	1
Lenbrook		1			1
KIDS HEALTH ALLIANCE PA			1	100%	1
IPSUM DIAGNOSTICS LLC		1			1
VA Tennessee Valley HCS-Nashville Campus			1	100%	1
FRANKLIN CBOC			1	100%	1
ACCESS TOTAL CARE - PORTLAND			1	100%	1
RINGLING HEALTH CENTER			1	100%	1
Mercy Manor Transition Center			1	100%	1
Florence Home		1			1
EVERGREEN NURSING HOME		1			1
SANFORD HOME		1			1
MEDCOR AT ROYAL CARIBBEAN			1	100%	1
MEDOR/ACC SYNCHRONY			1	100%	1

COVID-19: testing by laboratory

Data through Apr 17, 2021 verified as of Apr 18, 2021 at 09:25 AM

Data in this report are provisional and subject to change.

The numbers in the table below represent the number of Florida and non-Florida residents for whom test results were received by the Department of Health. A person can be tested by more than one laboratory and can have both positive and negative results. **Therefore, the sum of the numbers in each column will be larger than the total number of people tested.**

Reporting lab	Inconclusive	Negative	Positive	Percent positive	Total
MEDICAL CITY DENTON			1	100%	1
CVS TX1057POCT SAN ANTONIO		1			1
LAKE COMMUNITY ACTION AGENCY		1			1
IVAN, MAYA			1	100%	1
ST LUKES SURGICAL AT THE VILLAGES INC			1	100%	1
NORTH SHORE MEDICAL CENTER - SALEM HOSPITAL			1	100%	1
COMMUNITY HOSPITALS INDIANAPOLIS			1	100%	1
REGENTS PARK OF JACKSONVILLE			1	100%	1
Southwest Louisiana Veterans Home			1	100%	1
Allen Health and Rehabilitation		1			1
The Carrington		1			1
LAKE REGIONAL HEALTH			1	100%	1
UT HEALTH RGV CLINICAL LABORATORY			1	100%	1
Lakeland Nursing and Rehabilitation Center LLC		1			1
Willow Ridge Center		1			1
Woodstock Nursing and Rehabilitation Center		1			1
SEPULVEDA OUTPATIENT AND NURSING HOME CARE			1	100%	1
BATESVILLE - SHERWOOD URGENT CARE			1	100%	1
MOSOLF PEDIATRICS PA			1	100%	1
FELD ENTERTAINMENT			1	100%	1
CVS TN6394POCT BRENTWOOD		1			1
Seal Rock Healthcare		1			1
Garden Villa Bedford		1			1
COSTCO PHARMACY #1023			1	100%	1
FLORIDA MEDICAL CLINIC, PA		1			1
SONORAN DESERT PATHOLOGY			1	100%	1
Country View of Sunbury			1	100%	1
CARTERSVILLE URGENT CARE			1	100%	1
ONPOINT URGENT CARE			1	100%	1
YOUR HEALTH PEDIATRICS INC			1	100%	1
DR BAWA AND ASSOCIATES			1	100%	1
LOWER KEYS COMMUNITY HEALTH CENTER			1	100%	1
Metairie Healthcare Center			1	100%	1
ARNOLD PALMER HOSPITAL LAB POCT		1			1
BASCOM PALMER-MICRO LAB			1	100%	1
BROOKDALE AVONDALE (BU 04360)			1	100%	1
TWIN			1	100%	1
Kroger 518 - The Little Clinic Hermitage		1			1
GREYSTONE HOME HEALTH OF GREATER ORLANDO LLC		1			1
CAREATC - WISCONSIN PIPE-FITTERS			1	100%	1
A PATTERN MEDICAL CLINIC		1			1
SHANDSCAIR FLIGHT PROGRAM			1	100%	1
BEAUMONT HOSPITAL, GROSSE POINTE			1	100%	1
BNJ		1			1
ADVANCED URGENT CARE PLLC		1			1
NULL			1	100%	1

COVID-19: testing by laboratory

Data through Apr 17, 2021 verified as of Apr 18, 2021 at 09:25 AM

Data in this report are provisional and subject to change.

The numbers in the table below represent the number of Florida and non-Florida residents for whom test results were received by the Department of Health. A person can be tested by more than one laboratory and can have both positive and negative results. **Therefore, the sum of the numbers in each column will be larger than the total number of people tested.**

Reporting lab	Inconclusive	Negative	Positive	Percent positive	Total
CARLTON SHORES HEALTH AND REHABILITATION CENTER			1	100%	1
FAMILY PHYSICIANS OF WINTER PARK, INC			1	100%	1
CLUB HEALTH AND REHABILITATION CENTER, THE		1			1
MOUNT SINAI COMPREHENSIVE CANCER CENTER			1	100%	1
SONNI'S PEDIATRICS			1	100%	1
Kroger 379 - The Little Clinic Stony Brook		1			1
ALPHA 1 ANTITRYPSIN RESEARCH PROGRAM			1	100%	1
MOREHOUSE COLLEGE STUDENT HEALTH CENTE		1			1
Central Park Healthcare & Rehabilitation Center		1			1
Kroger 524 - The Little Clinic Iron Bridge Road		1			1
OPCO LLC LEGACY NURSING AND REHABILITA		1			1
Village Green Health & Rehabilitation		1			1
SOUTHERN REGIONAL MEDICAL CENTER		1			1
SUMMIT LABORATORY			1	100%	1
BSA PHYSICIANS GROUP, INC D/B/A BSA FAMILY MEDICAL			1	100%	1
Encompass Health Rehab Hosp Alexandria		1			1
APPLECARE BRUNSWICK			1	100%	1
The Evangelical Lutheran Good Samaritan Society Prescott Village		1			1
CHESAPEAKE REGIONAL MEDICAL CENTER			1	100%	1
CLEVELAND CLINIC FLORIDA LAB			1	100%	1
CELEBRATION HOSPITAL			1	100%	1
Kingston Care Center of Fort Wayne		1			1
HCL LABORATORIES			1	100%	1
FAMILY MEDICINE AT KISSIMMEE		1			1
LAURELS OF ATHENS, THE		1			1
OHIOHEALTH URGENT CARE			1	100%	1
WESTCHESTER MEDICAL CENTER ADVANCED		1			1
IMMY LABS			1	100%	1
BROOKDALE FORT WALTON BEACH			1	100%	1
NCH HEALTHCARE CREEKSIDE ENDOSCOPY			1	100%	1
SAINT JOSEPH'S HOSPITAL AND MEDICAL CENTER		1			1
STANLY REGIONAL MEDICAL CENTER			1	100%	1
LADY OF THE SEA HOSPITAL LAB			1	100%	1
FLORIDA STATE UNIVERSITY HEALTH SERVICES			1	100%	1
PATHOLOGY ASSOCIATES			1	100%	1
MINUTECLINIC DIAGNOSTIC OF NH, LLC (CL		1			1
PEDIATRIC URGENT CARE CENTR OF FORT WORTH-LA GRAN			1	100%	1
ARISTACARE AT MANCHESTER		1			1
BETHESDA HEALTH PHYSICIANS GROUP		1			1
MAYO MEDICAL LABORATORIES			1	100%	1
HOLYCROSS URGENT CARE AND IMAGING CENTER		1			1
B2 URGENT CARE			1	100%	1
Kroger 086 - The Little Clinic Broomfield-Sheridan		1			1
Kroger 531 - The Little Clinic Waterville		1			1
Total	102,403	19,053,587	2,800,871	13%	21,956,861