

COVID-19: summary of cases and monitoring

Data through Apr 22, 2021 verified as of Apr 23, 2021 at 09:25 AM

Data in this report are provisional and subject to change.

Cases: people with positive PCR or antigen test result		Cases: people with positive PCR or antigen test result	
Total cases		Risk factors for Florida residents	
Florida residents	2,155,319	Traveled	17,205
Non-Florida residents	41,183	Contact with a known case	858,081
Type of testing		Traveled and contact with a known case	23,571
Florida residents	2,155,319	Neither	1,256,462
Positive by BPHL/CDC	78,422	No travel and no contact	258,581
Positive by commercial/hospital lab	2,076,897	Travel is unknown	711,862
PCR positive	1,724,631	Contact is unknown	477,402
Antigen positive	430,688	Contact is pending	452,239
Non-Florida residents	41,183	Travel can be unknown and contact can be unknown or pending for the same case, these numbers will sum to more than the "neither" total.	
Positive by BPHL/CDC	968		
Positive by commercial/hospital lab	40,215		
PCR positive	27,992		
Antigen positive	13,191		
Characteristics			
Florida residents hospitalized	89,201		
Florida resident deaths	34,759		
Non-Florida resident deaths	684		
Hospitalized counts include anyone who was hospitalized at some point during their illness. It does not reflect the number of people currently hospitalized.			
More information on deaths identified through death certificate data is available on the National Center for Health Statistics website at www.cdc.gov/nchs/nvss/vsrr/COVID19/index.htm .			

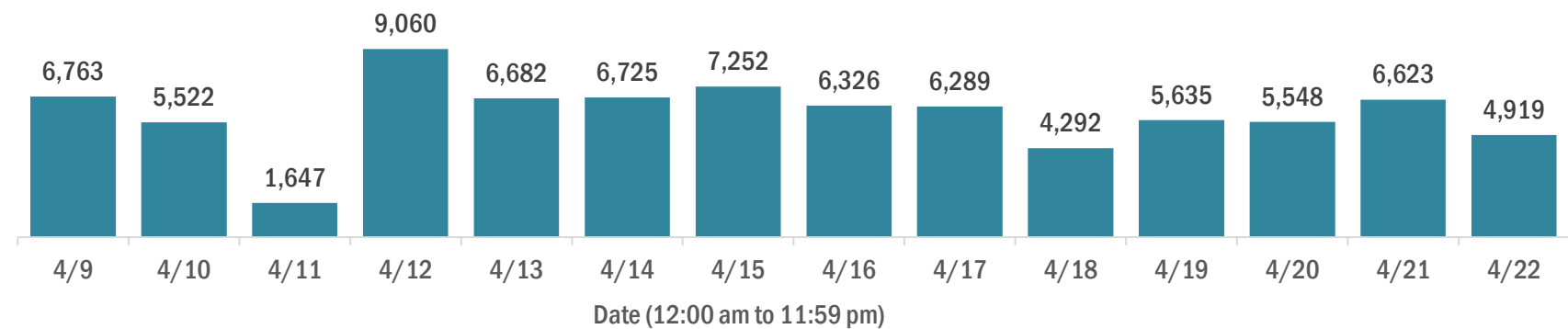
COVID-19: summary of laboratory testing

Data through Apr 22, 2021 verified as of Apr 23, 2021 at 09:25 AM

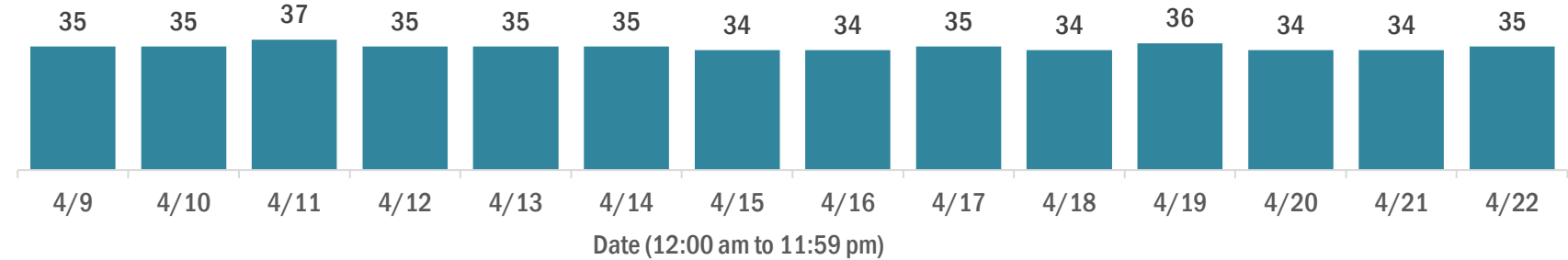
Data in this report are provisional and subject to change.

Cases in Florida residents per day for the past 2 weeks

Number of cases per day



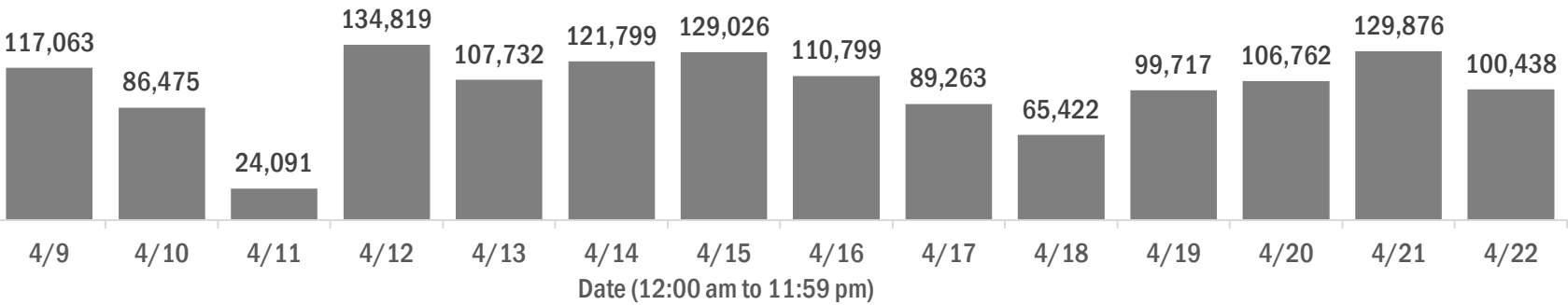
Median age of cases by day



Laboratory testing for Florida residents over the past 2 weeks

Number of Florida residents tested per day

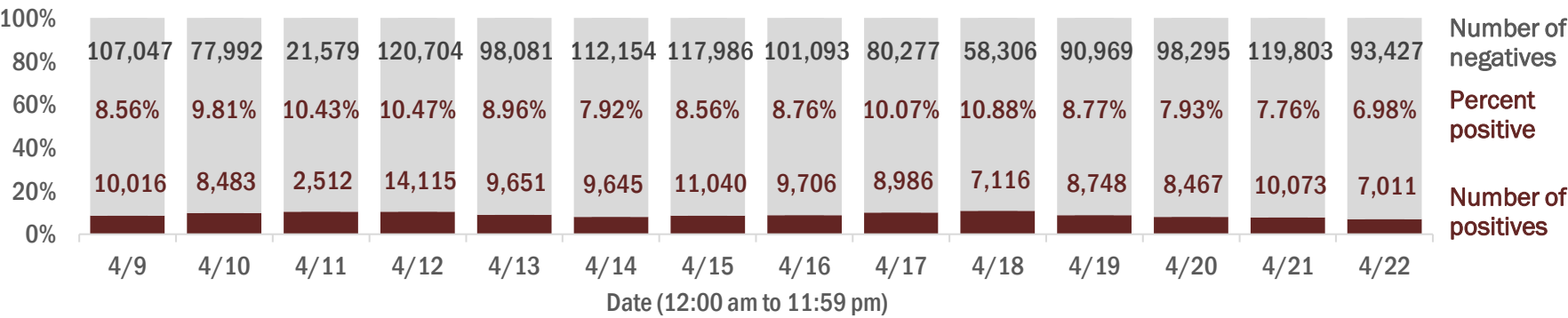
These counts include the number of people for whom the Department received PCR or antigen laboratory results by day. People tested on multiple days will be included for each day a new result was received. A person is only counted once for each day they are tested, regardless of whether multiple specimens are tested or multiple results are received.



Number and percent of Florida residents with positive test results

The percent of positive results ranged from 6.98% to 10.88% over the past 2 weeks and was 6.98% yesterday.

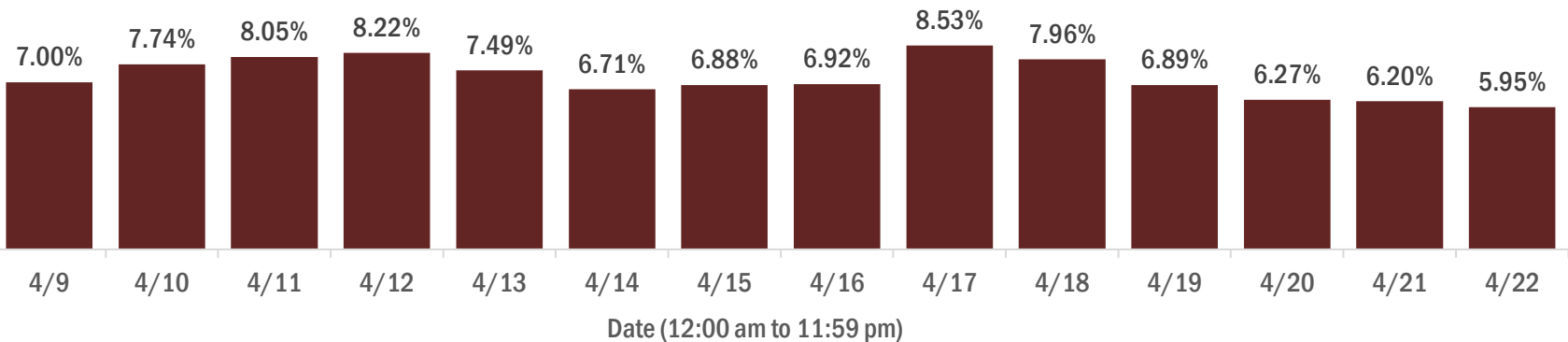
These counts include the number of people for whom the Department received PCR or antigen laboratory results by day. People tested on multiple days will be included for each day a new result was received. A person is only counted once for each day they are tested, regardless of whether multiple specimens are tested or multiple results are received. If a person has a positive specimen and a negative specimen in the same day, only the positive result is counted.



Percent positivity for new cases in Florida residents

The percent of positive results ranged from 5.95% to 8.53% over the past 2 weeks and was 5.95% yesterday.

This percent is the number of people who test PCR- or antigen-positive for the first time divided by all the people tested that day, excluding people who have previously tested positive.



COVID-19: characteristics of 2,155,319 Florida resident cases

Data through Apr 22, 2021 verified as of Apr 23, 2021 at 09:25 AM

Data in this report are provisional and subject to change.

Age group	Cases		Hospitalizations		Deaths	
0-4 years	45,246	2%	604	1%	1	0%
5-14 years	141,084	7%	596	1%	5	0%
15-24 years	335,808	16%	2,250	3%	46	0%
25-34 years	377,847	18%	4,382	5%	197	1%
35-44 years	335,943	16%	6,554	7%	541	2%
45-54 years	327,735	15%	10,170	11%	1,361	4%
55-64 years	281,333	13%	15,307	17%	3,827	11%
65-74 years	171,043	8%	18,554	21%	7,418	21%
75-84 years	93,987	4%	18,476	21%	10,510	30%
85+ years	43,767	2%	12,299	14%	10,853	31%
Unknown	1,526	0%	9	0%	0	0%
Total	2,155,319		89,201		34,759	

Gender	Cases	
Female	1,126,591	52%
Male	1,010,300	47%
Unknown	18,428	1%
Total	2,155,319	

Ethnicity	Cases		Hospitalizations		Deaths	
Hispanic	698,879	32%	22,735	25%	8,153	23%
Non-Hispanic	1,051,294	49%	62,357	70%	24,395	70%
Unknown	405,146	19%	4,109	5%	2,211	6%
Total	2,155,319		89,201		34,759	

Race and ethnicity	Cases		Hospitalizations		Deaths	
White	1,226,843	57%	58,576	66%	25,479	73%
Hispanic	465,776	22%	16,295	18%	6,531	19%
Non-Hispanic	672,217	31%	40,560	45%	17,836	51%
Unknown	88,850	4%	1,721	2%	1,112	3%
Black	283,798	13%	18,528	21%	5,591	16%
Hispanic	16,963	1%	794	1%	237	1%
Non-Hispanic	244,904	11%	17,367	19%	5,174	15%
Unknown	21,931	1%	367	0%	180	1%
Other race	333,652	15%	9,763	11%	2,717	8%
Hispanic	167,564	8%	5,160	6%	1,211	3%
Non-Hispanic	114,463	5%	4,156	5%	1,278	4%
Unknown	51,625	2%	447	1%	228	1%
Unknown race	311,026	14%	2,334	3%	972	3%
Hispanic	48,576	2%	486	1%	174	1%
Non-Hispanic	19,710	1%	274	0%	107	0%
Unknown	242,740	11%	1,574	2%	691	2%
Total	2,155,319		89,201		34,759	

Hospitalization counts include anyone who was hospitalized at some point during their illness. It does not reflect the number of people currently hospitalized. **Other race** includes any person with a race of American Indian/Alaskan native, Asian, native Hawaiian/Pacific Islander, or other.

COVID-19: deaths in Florida residents and staff of long-term care facilities

Data through Apr 22, 2021 verified as of Apr 23, 2021 at 09:25 AM

Data in this report are provisional and subject to change.

For current cases in residents or staff of long-term care facilities, please visit: <https://floridahealthcovid19.gov/>

CountyDeaths				CountyDeaths				CountyDeaths			
Palm Beach	1066		9%	Okaloosa	164		1%	Madison	20		0%
Dade	1011		9%	Hernando	159		1%	Flagler	19		0%
Pinellas	895		8%	Osceola	143		1%	Calhoun	18		0%
Broward	683		6%	Charlotte	135		1%	Gulf	17		0%
Hillsborough	579		5%	Indian River	122		1%	Wakulla	16		0%
Duval	439		4%	Clay	121		1%	Bradford	14		0%
Polk	432		4%	Leon	100		1%	Washington	13		0%
Brevard	404		4%	Highlands	92		1%	Baker	12		0%
Orange	402		4%	Bay	91		1%	Holmes	12		0%
Sarasota	399		4%	Jackson	87		1%	Jefferson	12		0%
Lee	345		3%	St. Johns	86		1%	Gadsden	10		0%
Marion	330		3%	Santa Rosa	82		1%	Franklin	9		0%
Volusia	298		3%	Alachua	78		1%	Lafayette	8		0%
Escambia	281		3%	Suwannee	60		1%	Levy	7		0%
St. Lucie	246		2%	Columbia	51		0%	Desoto	6		0%
Seminole	231		2%	Sumter	44		0%	Dixie	5		0%
Lake	227		2%	Putnam	41		0%	Monroe	5		0%
Pasco	225		2%	Nassau	34		0%	Taylor	3		0%
Manatee	193		2%	Walton	30		0%	Hardee	2		0%
Collier	192		2%	Hendry	29		0%	Hamilton	1		0%
Citrus	177		2%	Okeechobee	24		0%	Liberty	1		0%
Martin	171		2%	Gilchrist	21		0%	Total	11,230		

Note: cases are summarized by the county of usual residence. Residents and staff may be cases associated with facilities that are not in their county of usual residence, resulting in cases being included below for counties that do not have facilities with known cases.

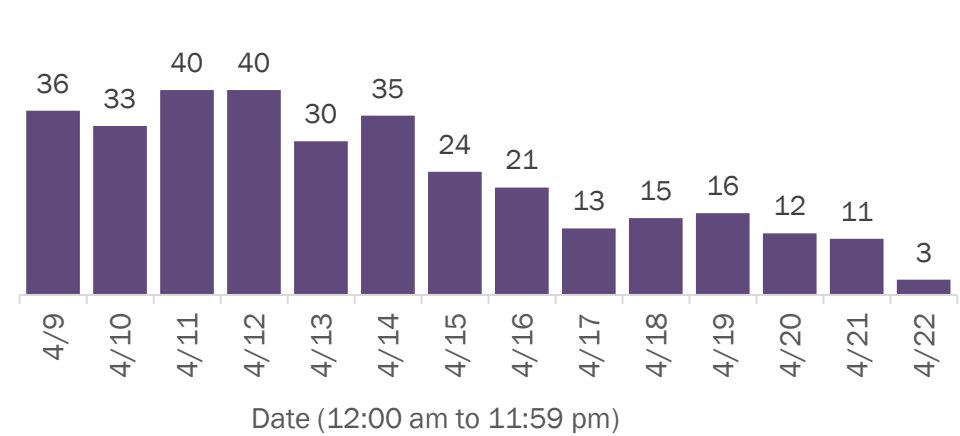
COVID-19: cases in Florida residents who have died

Data through Apr 22, 2021 verified as of Apr 23, 2021 at 09:25 AM

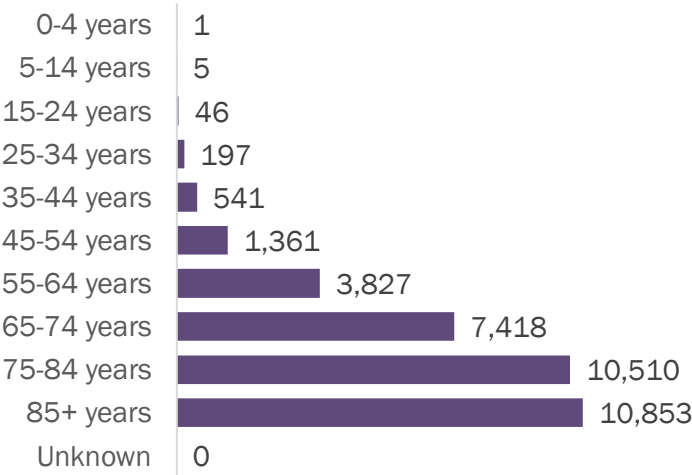
Data in this report are provisional and subject to change.

Demographics for all identified COVID-19 deaths: 34,759

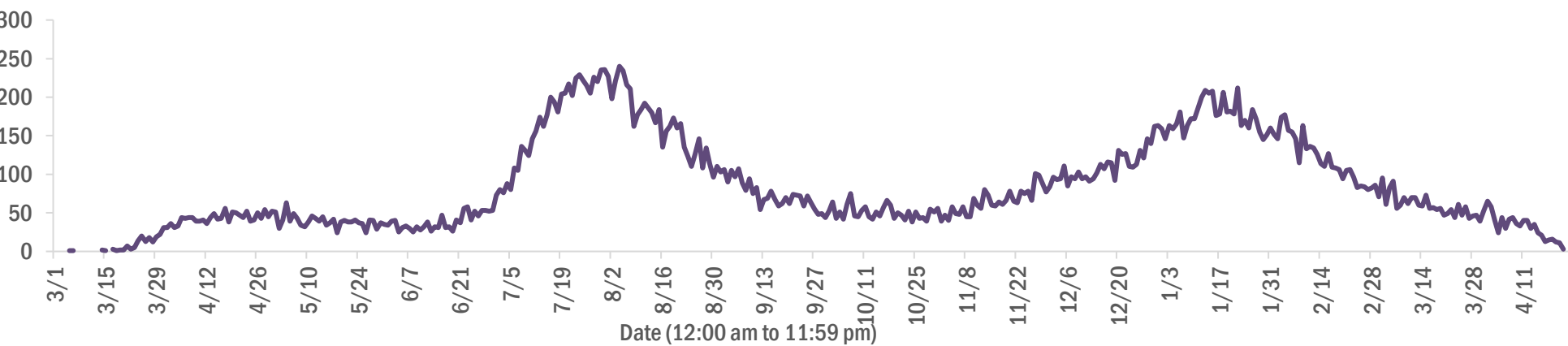
Deaths by date of death for the past 2 weeks



Deaths by age group



Deaths by date of death since March 2020



Age group	Deaths	Cases	Case fatality rate	Mortality rate per 100,000 population
0-4 years	1	45,246	0.0%	0.1
5-14 years	5	141,084	0.0%	0.2
15-24 years	46	335,808	0.0%	1.8
25-34 years	197	377,847	0.1%	7.0
35-44 years	541	335,943	0.2%	20.7
45-54 years	1,361	327,735	0.4%	48.8
55-64 years	3,827	281,333	1.4%	132.3
65-74 years	7,418	171,043	4.3%	305.7
75-84 years	10,510	93,987	11.2%	748.4
85+ years	10,853	43,767	24.8%	1879.2
Unknown	0	1,526	0.0%	
Total	34,759	2,155,319	1.6%	160.9

Race	Deaths	Cases	Case fatality rate	Mortality rate per 100,000 population
White	25,479	1,226,843	2.1%	152.6
Black	5,591	283,798	2.0%	152.9
Other	2,717	333,652	0.8%	218.3
Unknown	972	311,026	0.3%	
Total	34,759	2,155,319	1.6%	160.9

Gender	Deaths	Cases	Case fatality rate	Mortality rate per 100,000 population
Female	15,254	1,126,591	1.4%	138.2
Male	19,505	1,010,300	1.9%	184.7
Unknown	0	18,428	0.0%	
Total	34,759	2,155,319	1.6%	160.9

Ethnicity	Deaths	Cases	Case fatality rate	Mortality rate per 100,000 population
Hispanic	8,153	698,879	1.2%	143.6
Non-Hispanic	24,395	1,051,294	2.3%	153.2
Unknown	2,211	405,146	0.5%	
Total	34,759	2,155,319	1.6%	160.9

COVID-19: characteristics of 2,155,319 cases

Data through Apr 22, 2021 verified as of Apr 23, 2021 at 09:25 AM

Data in this report are provisional and subject to change.

Tables below include cases in Florida residents and non-Florida residents.

All 67 Florida counties have cases:

County	FL resident cases		Non-FL resident cases	Total cases	FL resident deaths	FL death rate
Dade	470,111	<div></div> 22%	6,175	476,286	6,089	1.3%
Broward	228,965	<div></div> 11%	2,774	231,739	2,859	1.2%
Palm Beach	138,161	<div></div> 6%	2,532	140,693	2,740	2.0%
Orange	131,518	<div></div> 6%	2,056	133,574	1,232	0.9%
Hillsborough	131,123	<div></div> 6%	1,133	132,256	1,673	1.3%
Duval	94,529	<div></div> 4%	1,577	96,106	1,364	1.4%
Pinellas	75,684	<div></div> 4%	1,898	77,582	1,589	2.1%
Lee	65,427	<div></div> 3%	2,261	67,688	953	1.5%
Polk	65,529	<div></div> 3%	472	66,001	1,294	2.0%
Osceola	42,288	<div></div> 2%	765	43,053	496	1.2%
Volusia	41,209	<div></div> 2%	741	41,950	777	1.9%
Brevard	39,310	<div></div> 2%	703	40,013	849	2.2%
Pasco	39,465	<div></div> 2%	340	39,805	729	1.8%
Manatee	36,491	<div></div> 2%	860	37,351	653	1.8%
Escambia	31,992	<div></div> 1%	3,666	35,658	675	2.1%
Collier	33,400	<div></div> 2%	1,322	34,722	516	1.5%
Seminole	32,719	<div></div> 2%	245	32,964	480	1.5%
Sarasota	30,290	<div></div> 1%	1,544	31,834	807	2.7%
Leon	30,270	<div></div> 1%	910	31,180	310	1.0%
Marion	30,165	<div></div> 1%	157	30,322	948	3.1%
Lake	28,223	<div></div> 1%	498	28,721	622	2.2%
St. Lucie	25,347	<div></div> 1%	188	25,535	620	2.4%
Alachua	24,089	<div></div> 1%	295	24,384	267	1.1%
St. Johns	21,862	<div></div> 1%	306	22,168	207	0.9%
Okaloosa	20,045	<div></div> 1%	226	20,271	359	1.8%
Bay	19,065	<div></div> 1%	779	19,844	382	2.0%
Clay	18,130	<div></div> 1%	51	18,181	336	1.9%
Santa Rosa	17,817	<div></div> 1%	246	18,063	284	1.6%
Hernando	13,318	<div></div> 1%	103	13,421	459	3.4%
Charlotte	12,273	<div></div> 1%	211	12,484	409	3.3%
Indian River	12,177	<div></div> 1%	108	12,285	292	2.4%
Martin	11,797	<div></div> 1%	231	12,028	313	2.7%
Citrus	10,736	<div></div> 0%	97	10,833	438	4.1%
Sumter	9,069	<div></div> 0%	105	9,174	273	3.0%
Highlands	8,181	<div></div> 0%	91	8,272	341	4.2%

County	FL resident cases		Non-FL resident cases	Total cases	FL resident deaths	FL death rate
Nassau	7,767	0%	439	8,206	124	1.6%
Columbia	7,999	0%	44	8,043	165	2.1%
Walton	6,822	0%	851	7,673	87	1.3%
Flagler	7,016	0%	97	7,113	109	1.6%
Monroe	6,411	0%	391	6,802	49	0.8%
Putnam	6,322	0%	21	6,343	140	2.2%
Jackson	6,070	0%	66	6,136	156	2.6%
Gadsden	5,591	0%	17	5,608	93	1.7%
Suwannee	5,271	0%	29	5,300	137	2.6%
Hendry	4,607	0%	17	4,624	80	1.7%
Desoto	4,227	0%	27	4,254	91	2.2%
Okeechobee	3,875	0%	53	3,928	88	2.3%
Unknown	308	0%	3,197	3,505	0	0.0%
Baker	3,436	0%	18	3,454	60	1.7%
Wakulla	3,363	0%	14	3,377	54	1.6%
Levy	3,345	0%	8	3,353	50	1.5%
Hardee	3,036	0%	15	3,051	42	1.4%
Bradford	2,956	0%	13	2,969	56	1.9%
Taylor	2,702	0%	5	2,707	45	1.7%
Washington	2,686	0%	21	2,707	51	1.9%
Holmes	2,198	0%	33	2,231	49	2.2%
Madison	2,021	0%	26	2,047	44	2.2%
Gulf	1,922	0%	23	1,945	43	2.2%
Union	1,806	0%	1	1,807	71	3.9%
Calhoun	1,679	0%	3	1,682	43	2.6%
Hamilton	1,599	0%	20	1,619	25	1.6%
Lafayette	1,613	0%	0	1,613	26	1.6%
Gilchrist	1,583	0%	5	1,588	43	2.7%
Dixie	1,581	0%	3	1,584	24	1.5%
Jefferson	1,449	0%	22	1,471	27	1.9%
Franklin	1,276	0%	33	1,309	17	1.3%
Liberty	1,064	0%	1	1,065	16	1.5%
Glades	943	0%	4	947	19	2.0%
Total	2,155,319		41,183	2,196,502	34,759	1.6%

COVID-19: characteristics of 2,155,319 Florida resident cases

Data through Apr 22, 2021 verified as of Apr 23, 2021 at 09:25 AM

Data in this report are provisional and subject to change.

The table below includes the cities and counties of residence for cases in Florida residents based on the patient's ZIP Code. Note that city is not always received as part of the initial notification and may be missing while the case is being investigated.

City and county	Cases
Miami, Dade	272,643
Orlando, Orange	97,467
Jacksonville, Duval	88,866
Tampa, Hillsborough	76,284
Hialeah, Dade	65,748
Fort Lauderdale, Broward	48,633
Hollywood, Broward	43,453
West Palm Beach, Palm Beach	33,658
Kissimmee, Osceola	32,531
Tallahassee, Leon	29,238
Homestead, Dade	28,814
Naples, Collier	28,233
Saint Petersburg, Pinellas	27,633
Pensacola, Escambia	26,663
Fort Myers, Lee	25,316
Bradenton, Manatee	23,768
Boca Raton, Palm Beach	23,710
Lakeland, Polk	22,659
Ocala, Marion	22,161
Pompano Beach, Broward	21,586
Gainesville, Alachua	19,169
Sarasota, Sarasota	18,736
Port Saint Lucie, St. Lucie	16,877
Cape Coral, Lee	16,778
Lake Worth, Palm Beach	16,599
Miami Beach, Dade	15,520
Miramar, Broward	14,891
Clearwater, Pinellas	14,838
Coral Springs, Broward	13,539
Boynton Beach, Palm Beach	13,409
Doral, Dade	13,322
Miami Gardens, Dade	12,636
Panama City, Bay	12,095
Saint Augustine, St. Johns	11,720
Melbourne, Brevard	11,239
Winter Haven, Polk	11,024
Lehigh Acres, Lee	10,668
Delray Beach, Palm Beach	10,318
Davie, Broward	10,216
Riverview, Hillsborough	10,129
Vero Beach, Indian River	9,373
Palm Bay, Brevard	9,190
New Port Richey, Pasco	9,128
Sunrise, Broward	8,982
Milton, Santa Rosa	8,614
Saint Cloud, Osceola	8,466
Fort Pierce, St. Lucie	8,299
Largo, Pinellas	8,256
Coral Gables, Dade	8,254
Daytona Beach, Volusia	8,226
Apopka, Orange	8,082
Plantation, Broward	8,074
Spring Hill, Hernando	7,988
North Miami Beach, Dade	7,857
Davenport, Polk	7,725
Clermont, Lake	7,669
Brandon, Hillsborough	7,604
Orange Park, Clay	7,361
Sanford, Seminole	7,339

COVID-19: characteristics of 2,155,319 Florida resident cases

Data through Apr 22, 2021 verified as of Apr 23, 2021 at 09:25 AM

Data in this report are provisional and subject to change.

The table below includes the cities and counties of residence for cases in Florida residents based on the patient's ZIP Code. Note that city is not always received as part of the initial notification and may be missing while the case is being investigated.

City and county	Cases
Lake City, Columbia	7,274
Deltona, Volusia	7,250
Weston, Broward	7,181
Jupiter, Palm Beach	7,133
Plant City, Hillsborough	7,028
Deerfield Beach, Broward	6,696
Winter Garden, Orange	6,459
Tamarac, Broward	6,173
Port Charlotte, Charlotte	5,996
Palm Coast, Flagler	5,910
Wesley Chapel, Pasco	5,852
Coconut Creek, Broward	5,789
Margate, Broward	5,635
Stuart, Martin	5,590
Fort Walton Beach, Okaloosa	5,535
Land O Lakes, Pasco	5,527
Palm Beach Gardens, Palm Beach	5,520
Deland, Volusia	5,436
Oviedo, Seminole	5,351
Crestview, Okaloosa	5,341
Winter Park, Orange	5,322
Palm Harbor, Pinellas	5,320
Wellington, Palm Beach	5,316
Palmetto, Manatee	5,217
Altamonte Springs, Seminole	4,945
Lutz, Hillsborough	4,921
Port Orange, Volusia	4,860
Opa Locka, Dade	4,733
Valrico, Hillsborough	4,674
Miami Lakes, Dade	4,659
Haines City, Polk	4,626
North Port, Sarasota	4,591
Brooksville, Hernando	4,572
Venice, Sarasota	4,530
Middleburg, Clay	4,517
Hallandale, Broward	4,491
Pembroke Pines, Broward	4,490
Sebring, Highlands	4,434
Punta Gorda, Charlotte	4,410
Leesburg, Lake	4,315
Ocoee, Orange	4,301
The Villages, Sumter	4,223
Seminole, Pinellas	4,153
Zephyrhills, Pasco	4,138
Saint Johns, St. Johns	4,134
Ormond Beach, Volusia	4,121
Arcadia, Desoto	4,115
Live Oak, Suwannee	4,083
Bonita Springs, Lee	4,049
Pinellas Park, Pinellas	3,935
Okeechobee, Okeechobee	3,861
Longwood, Seminole	3,816
North Lauderdale, Broward	3,776
Windermere, Orange	3,762
North Miami, Dade	3,750
Navarre, Santa Rosa	3,727
Ruskin, Hillsborough	3,694
Immokalee, Collier	3,680
Cocoa, Brevard	3,655

COVID-19: characteristics of 2,155,319 Florida resident cases

Data through Apr 22, 2021 verified as of Apr 23, 2021 at 09:25 AM

Data in this report are provisional and subject to change.

The table below includes the cities and counties of residence for cases in Florida residents based on the patient's ZIP Code. Note that city is not always received as part of the initial notification and may be missing while the case is being investigated.

City and county	Cases
Casselberry, Seminole	3,422
Niceville, Okaloosa	3,338
Gulf Breeze, Santa Rosa	3,335
Port Richey, Pasco	3,258
Lake Worth Beach, Palm Beach	3,235
Hudson, Pasco	3,232
Titusville, Brevard	3,231
Cantonment, Escambia	3,202
Key West, Monroe	3,182
Panama City Beach, Bay	3,147
Dade City, Pasco	3,106
Jacksonville Beach, Duval	3,091
North Fort Myers, Lee	3,081
Winter Springs, Seminole	3,079
Oakland Park, Broward	3,049
Aventura, Dade	3,029
Bartow, Polk	3,028
Crawfordville, Wakulla	3,021
Lake Mary, Seminole	2,995
Quincy, Gadsden	2,970
New Smyrna Beach, Volusia	2,963
Kissimmee, Polk	2,922
Palatka, Putnam	2,919
Auburndale, Polk	2,888
Lake Wales, Polk	2,829
Green Cove Springs, Clay	2,818
Merritt Island, Brevard	2,813
Fernandina Beach, Nassau	2,787
Cutler Ridge, Dade	2,758
Tarpon Springs, Pinellas	2,753
Ponte Vedra Beach, St. Johns	2,724
Parkland, Broward	2,685
Inverness, Citrus	2,573
Perry, Taylor	2,533
Belle Glade, Palm Beach	2,522
Cooper City, Broward	2,509
Lynn Haven, Bay	2,509
Eustis, Lake	2,506
Loxahatchee, Palm Beach	2,505
Wimauma, Hillsborough	2,502
Holiday, Pasco	2,462
Royal Palm Beach, Palm Beach	2,439
Dunedin, Pinellas	2,428
Estero, Lee	2,425
Marianna, Jackson	2,420
Santa Rosa Beach, Walton	2,395
Clewiston, Hendry	2,392
Fleming Island, Clay	2,381
Key Biscayne, Dade	2,338
Sarasota, Manatee	2,323
Parrish, Manatee	2,263
Rockledge, Brevard	2,219
Odessa, Hillsborough	2,219
Riviera Beach, Palm Beach	2,180
Defuniak Springs, Walton	2,145
Seffner, Hillsborough	2,125
Palm City, Martin	2,116
Mount Dora, Lake	2,113
Chipley, Washington	2,086

COVID-19: characteristics of 2,155,319 Florida resident cases

Data through Apr 22, 2021 verified as of Apr 23, 2021 at 09:25 AM

Data in this report are provisional and subject to change.

The table below includes the cities and counties of residence for cases in Florida residents based on the patient's ZIP Code. Note that city is not always received as part of the initial notification and may be missing while the case is being investigated.

City and county	Cases
Mulberry, Polk	2,082
Avon Park, Highlands	2,069
Labelle, Hendry	2,065
Destin, Okaloosa	2,059
Tavares, Lake	2,004
Starke, Bradford	1,998
Groveland, Lake	1,954
Lithia, Hillsborough	1,940
Pinecrest, Dade	1,906
Orange City, Volusia	1,897
Summerfield, Marion	1,893
Maitland, Orange	1,872
Yulee, Nassau	1,848
Wauchula, Hardee	1,804
Palmetto Bay, Dade	1,766
Sebastian, Indian River	1,748
Dania, Broward	1,685
Macclenny, Baker	1,683
Lady Lake, Lake	1,681
Callahan, Nassau	1,668
Homosassa, Citrus	1,667
Missing, Dade	1,642
Ponte Vedra, St. Johns	1,634
Carol City, Dade	1,618
Crystal River, Citrus	1,604
Edgewater, Volusia	1,597
Mayo, Lafayette	1,582
Coconut Grove, Dade	1,572
Bonifay, Holmes	1,569
Oldsmar, Pinellas	1,561
Gibsonton, Hillsborough	1,555
Lake Placid, Highlands	1,537
Dover, Hillsborough	1,513
Hobe Sound, Martin	1,509
Apollo Beach, Hillsborough	1,503
Crossings, Dade	1,490
Florida City, Dade	1,488
Debary, Volusia	1,466
Pace, Santa Rosa	1,464
Palm Springs, Palm Beach	1,443
Sun City Center, Hillsborough	1,436
Dunnellon, Marion	1,401
Atlantic Beach, Duval	1,398
Lake Butler, Union	1,397
Madison, Madison	1,343
Belleview, Marion	1,342
Biscayne Park, Dade	1,329
Monticello, Jefferson	1,328
North Palm Beach, Palm Beach	1,317
Lantana, Palm Beach	1,310
Alachua, Alachua	1,304
Indiantown, Martin	1,268
Safety Harbor, Pinellas	1,251
Graceville, Jackson	1,239
South Miami, Dade	1,239
Williston, Levy	1,221
Ellenton, Manatee	1,198
Jensen Beach, Martin	1,186
Lecanto, Citrus	1,177

COVID-19: characteristics of 2,155,319 Florida resident cases

Data through Apr 22, 2021 verified as of Apr 23, 2021 at 09:25 AM

Data in this report are provisional and subject to change.

The table below includes the cities and counties of residence for cases in Florida residents based on the patient's ZIP Code. Note that city is not always received as part of the initial notification and may be missing while the case is being investigated.

City and county	Cases
Century, Escambia	1,175
Newberry, Alachua	1,173
Lauderhill, Broward	1,167
Satellite Beach, Brevard	1,166
Beverly Hills, Citrus	1,132
Havana, Gadsden	1,112
El Portal, Dade	1,111
Englewood, Charlotte	1,110
Hilliard, Nassau	1,099
Freeport, Walton	1,093
Trenton, Gilchrist	1,085
Wildwood, Sumter	1,067
Wilton Manors, Broward	1,064
Nokomis, Sarasota	1,050
Blountstown, Calhoun	1,045
Jasper, Hamilton	1,037
Key Largo, Monroe	1,027
Bushnell, Sumter	1,008
Frostproof, Polk	1,004
Keystone Heights, Clay	996
Wewahitchka, Gulf	991
Hernando, Citrus	989
Lauderdale Lakes, Broward	977
Medley, Dade	970
Polk City, Polk	964
Sanderson, Baker	955
Mary Esther, Okaloosa	951
Dunnellon, Citrus	944
Fellsmere, Indian River	942
Fisher Island, Dade	921
Shalimar, Okaloosa	921
Everglades National Park, Dade	910
Port Saint Joe, Gulf	900
Moore Haven, Glades	881
Marco Island, Collier	876
Minneola, Lake	874
Cocoa Beach, Brevard	867
Chiefland, Levy	865
Coleman, Sumter	851
Spring Hill, Pasco	849
Pahokee, Palm Beach	838
High Springs, Alachua	838
Trinity, Pasco	836
South Bay, Palm Beach	829
Sorrento, Lake	826
Bristol, Liberty	823
Cross City, Dixie	820
Fort Meade, Polk	819
Thonotosassa, Hillsborough	815
Fruitland Park, Lake	814
Englewood, Sarasota	812
Indialantic, Brevard	797
Glen Saint Mary, Baker	792
Marathon, Monroe	773
Southwest Ranches, Broward	766
Crescent City, Putnam	760
Interlachen, Putnam	745
Miramar Beach, Walton	745
Umatilla, Lake	742

COVID-19: characteristics of 2,155,319 Florida resident cases

Data through Apr 22, 2021 verified as of Apr 23, 2021 at 09:25 AM

Data in this report are provisional and subject to change.

The table below includes the cities and counties of residence for cases in Florida residents based on the patient's ZIP Code. Note that city is not always received as part of the initial notification and may be missing while the case is being investigated.

City and county	Cases
Chattahoochee, Gadsden	728
Fort Myers Beach, Lee	725
West Melbourne, Brevard	715
Lake Alfred, Polk	713
Olympia Heights, Dade	704
Old Town, Dixie	702
Uleta, Dade	701
Bowling Green, Hardee	691
Jacksonville, St. Johns	687
Weeki Wachee, Hernando	685
Coral, Dade	678
Lawtey, Bradford	678
South Daytona, Volusia	668
Silver Springs, Marion	665
Neptune Beach, Duval	662
Fort White, Columbia	661
Surfside, Dade	638
Palm Beach, Palm Beach	635
Belle Isle, Orange	624
Baker, Okaloosa	612
Bronson, Levy	608
Gulfport, Pinellas	605
Clearwater Beach, Pinellas	599
Bunnell, Flagler	592
Mascotte, Lake	579
Rotunda West, Charlotte	564
Sneads, Jackson	562
Jay, Santa Rosa	549
Mims, Brevard	538
Hawthorne, Alachua	537
Oxford, Sumter	531
Myakka City, Manatee	527
Carrabelle, Franklin	525
Cape Canaveral, Brevard	522
Oakland, Orange	520
Tavernier, Monroe	513
Melbourne Beach, Brevard	504
Cottondale, Jackson	500
Citra, Marion	499
Sweetwater, Dade	499
Ocklawaha, Marion	496
Dundee, Polk	496
Alva, Lee	494
Indian Harbour Beach, Brevard	493
Molino, Escambia	490
Missing, Volusia	487
Bal Harbour, Dade	486
Florida State University, Leon	484
Zolfo Springs, Hardee	484
Flagler Beach, Flagler	483
Midway, Gadsden	482
Celebration, Osceola	474
East Palatka, Putnam	469
Youngstown, Bay	468
Webster, Sumter	459
Bell, Gilchrist	456
Altha, Calhoun	448
Branford, Suwannee	436
Apalachicola, Franklin	424

COVID-19: characteristics of 2,155,319 Florida resident cases

Data through Apr 22, 2021 verified as of Apr 23, 2021 at 09:25 AM

Data in this report are provisional and subject to change.

The table below includes the cities and counties of residence for cases in Florida residents based on the patient's ZIP Code. Note that city is not always received as part of the initial notification and may be missing while the case is being investigated.

City and county	Cases
De Leon Springs, Volusia	421
Haverhill, Palm Beach	417
Archer, Alachua	409
West Miami, Dade	408
Eagle Lake, Polk	406
Missing, Orange	405
Osprey, Sarasota	404
Chuluota, Seminole	397
Floral City, Citrus	396
Centerville, Leon	395
Tequesta, Palm Beach	391
Hastings, St. Johns	381
Holly Hill, Volusia	380
Lake Park, Palm Beach	378
Ave Maria, Collier	377
Raiford, Union	374
Grand Ridge, Jackson	371
Pierson, Volusia	364
Grand Island, Lake	360
Montverde, Lake	349
Indian Rocks Beach, Pinellas	339
Gotha, Orange	335
Greenville, Madison	332
Malabar, Brevard	330
Satsuma, Putnam	329
Vernon, Washington	328
Alafaya, Orange	327
Kenneth City, Pinellas	324
Bryceville, Nassau	320
Jennings, Hamilton	318
Malone, Jackson	318
Elkton, St. Johns	316
Sebastian, Brevard	316
Lake Panasoffkee, Sumter	313
Fort McCoy, Marion	311
Hallandale Beach, Broward	310
Eastpoint, Franklin	308
Laurel Hill, Okaloosa	306
Reddick, Marion	304
Melrose, Putnam	300
Belleair, Pinellas	298
Westville, Holmes	297
Valparaiso, Okaloosa	294
San Antonio, Pasco	294
Winter Park, Seminole	293
Lehigh, Lee	292
Geneva, Seminole	291
Anthony, Marion	291
Greenacres, Palm Beach	289
Morriston, Levy	288
O Brien, Suwannee	286
Greenwood, Jackson	282
Ponce De Leon, Holmes	275
South Pasadena, Pinellas	266
Fern Park, Seminole	263
Kindred, Osceola	260
Inlet Beach, Walton	258
Eglin Air Force Base, Okaloosa	252
Sanibel, Lee	249

COVID-19: characteristics of 2,155,319 Florida resident cases

Data through Apr 22, 2021 verified as of Apr 23, 2021 at 09:25 AM

Data in this report are provisional and subject to change.

The table below includes the cities and counties of residence for cases in Florida residents based on the patient's ZIP Code. Note that city is not always received as part of the initial notification and may be missing while the case is being investigated.

City and county	Cases
Weirsdale, Marion	247
University Of Central Fl, Orange	245
Edgewood, Orange	243
Fountain, Bay	242
White Springs, Hamilton	242
Longboat Key, Manatee	240
Islamorada, Monroe	238
Lee, Madison	237
Southport, Bay	234
Saint James City, Lee	234
Gretna, Gadsden	230
Poinciana, Polk	229
Hosford, Liberty	226
Wellborn, Suwannee	222
Astatula, Lake	222
Madeira Beach, Pinellas	221
Lakewood Ranch, Manatee	220
Cutler Bay, Dade	217
Juno Beach, Palm Beach	217
Holt, Okaloosa	217
Mcdavid, Escambia	212
Howey-In-The-Hills, Lake	209
Holmes Beach, Manatee	206
Micanopy, Alachua	204
Bay Harbor Islands, Dade	204
Babson Park, Polk	204
Lake Helen, Volusia	203
Atlantis, Palm Beach	202
Lauderdale By The Sea, Broward	201
Altoona, Lake	201
Sopchoppy, Wakulla	193
Zellwood, Orange	192
Azalea Park, Orange	192
Mcalpin, Suwannee	192
Center Hill, Sumter	192
Osteen, Volusia	189
Alford, Jackson	188
The Villages, Marion	183
The Villages, Lake	183
Odessa, Pasco	180
Viera, Brevard	179
Hypoluxo, Palm Beach	176
Mangonia Park, Palm Beach	172
Golden Beach, Dade	170
Summerland Key, Monroe	169
Bokeelia, Lee	169
Pomona Park, Putnam	168
University Of Miami, Dade	166
Missing, Lee	165
Ponce Inlet, Volusia	165
Oak Hill, Volusia	163
Lutz, Pasco	161
Caryville, Washington	161
Grant-Valkaria, Brevard	161
Paisley, Lake	160
Sumterville, Sumter	158
Rocky Point, Hillsborough	156
University Of Fl, Alachua	156
Lockhart, Orange	156

COVID-19: characteristics of 2,155,319 Florida resident cases

Data through Apr 22, 2021 verified as of Apr 23, 2021 at 09:25 AM

Data in this report are provisional and subject to change.

The table below includes the cities and counties of residence for cases in Florida residents based on the patient's ZIP Code. Note that city is not always received as part of the initial notification and may be missing while the case is being investigated.

City and county	Cases
Bay Lake, Orange	155
Citrus Springs, Citrus	149
Big Pine Key, Monroe	149
Hollister, Putnam	147
Hiawassee, Orange	146
San Mateo, Putnam	146
Carrollwood, Hillsborough	145
Lady Lake, Sumter	144
Inglis, Levy	144
Christmas, Orange	141
Clair-Mel City, Hillsborough	139
Cloud Lake, Palm Beach	134
West Park, Broward	133
Baldwin, Duval	132
Lake Hamilton, Polk	132
Apopka, Seminole	131
Clarksville, Calhoun	131
Kendall, Dade	129
Missing, St. Johns	129
Hampton, Bradford	128
Buena Ventura Lakes, Osceola	127
Steinhatchee, Taylor	126
Placida, Charlotte	124
Matlacha, Lee	123
Belleair Beach, Pinellas	122
University Of Central Florida, Orange	122
Missing, Pinellas	119
Lighthouse Point, Broward	117
Tierra Verde, Pinellas	117
Harmony, Osceola	117
Temple Terrace, Hillsborough	116
Seville, Volusia	116
Missing, Sumter	115
Dania Beach, Broward	112
City Of Sunrise, Broward	112
Barry University, Dade	111
Callaway, Bay	111
Saint Leo, Pasco	110
Dinsmore, Duval	110
Astor, Lake	109
Cedar Key, Levy	108
Sunny Isles Beach, Dade	108
Bradenton Beach, Manatee	108
Hurlburt Field, Okaloosa	108
Panacea, Wakulla	107
Canal Point, Palm Beach	103
Brooker, Bradford	103
Lamont, Jefferson	102
Fruit Cove, St. Johns	101
Barefoot Bay, Brevard	101
Princeton, Dade	101
Florahome, Putnam	100
Florida Gulf Coast Univ, Lee	99
South Fort Myers, Lee	98
Tyndall Air Force Base, Bay	98
Kathleen, Polk	97
Waldo, Alachua	97
Bascom, Jackson	96
University Of South Florida, Hillsborough	95

COVID-19: characteristics of 2,155,319 Florida resident cases

Data through Apr 22, 2021 verified as of Apr 23, 2021 at 09:25 AM

Data in this report are provisional and subject to change.

The table below includes the cities and counties of residence for cases in Florida residents based on the patient's ZIP Code. Note that city is not always received as part of the initial notification and may be missing while the case is being investigated.

City and county	Cases
Lorida, Highlands	93
Crystal Beach, Pinellas	92
Maitland, Seminole	91
Pinetta, Madison	90
Missing, Lake	90
Ocean Ridge, Palm Beach	89
Fort Denaud, Hendry	86
Saint Pete Beach, Pinellas	86
F M, Lee	85
Missing, Marion	84
Missing, St. Lucie	84
Boca Grande, Lee	81
Yalaha, Lake	80
Eatonville, Orange	78
Welaka, Putnam	77
Patrick Air Force Base, Brevard	77
Palma Ceia, Hillsborough	76
Avon Park, Polk	73
North Venice, Sarasota	73
Campbellton, Jackson	72
Cudjoe Key, Monroe	71
Ochopee, Collier	70
Air Mail Facility, Dade	69
Missing, Duval	69
Anna Maria, Manatee	68
Greensboro, Gadsden	66
Reunion, Osceola	66
Miami Springs, Dade	65
Missing, Palm Beach	65
Northdale, Hillsborough	65
Missing, Pasco	64
Destin, Walton	64
Stock Island, Monroe	64
Treasure Island, Pinellas	62
North Redington Beach, Pinellas	61
Felda, Hendry	61
Mexico Beach, Bay	60
Georgetown, Putnam	60
Bonita Beach, Lee	59
Micco, Brevard	58
Orlando, Seminole	58
Duette, Manatee	58
Wekiwa Springs, Seminole	58
Bellview, Escambia	57
Okahumpka, Lake	57
Lake Suzy, Desoto	55
Miromar Lakes, Lee	55
Heathrow, Seminole	54
University Of Tampa, Hillsborough	54
Walnut Hill, Escambia	54
Ona, Hardee	54
Missing, Santa Rosa	54
Singer Island, Palm Beach	53
Enterprise, Volusia	53
Orlando, Dade	52
Aloma, Orange	50
Green Acres, Palm Beach	50
Town N Country, Hillsborough	50
Palm Beach Shores, Palm Beach	50

COVID-19: characteristics of 2,155,319 Florida resident cases

Data through Apr 22, 2021 verified as of Apr 23, 2021 at 09:25 AM

Data in this report are provisional and subject to change.

The table below includes the cities and counties of residence for cases in Florida residents based on the patient's ZIP Code. Note that city is not always received as part of the initial notification and may be missing while the case is being investigated.

City and county	Cases
Intercession City, Osceola	50
Salt Springs, Marion	49
Highland City, Polk	49
Terra Ceia, Manatee	49
Stetson University, Volusia	48
Cinco Bayou, Okaloosa	47
Eaton Park, Polk	46
Miami, Broward	46
Naranja, Dade	46
Miami, Unknown	46
Waverly, Polk	46
Ebro, Washington	45
Florida International Univ, Dade	45
Florence Villa, Polk	45
Village Wellington, Palm Beach	45
Kenansville, Osceola	45
Orlando, Osceola	45
Bayonet Point, Pasco	45
Key Colony Beach, Monroe	44
Sewalls Point, Martin	44
Missing, Broward	44
Manalapan, Palm Beach	43
Missing, Hillsborough	43
Lacoochee, Pasco	43
Gulf Breeze, Escambia	43
Village Of Wellington, Palm Beach	42
Missing, Seminole	42
Saint Johns, Duval	40
Cortez, Manatee	40
North Bay Village, Dade	39
Ridge Manor, Pasco	39
Miami Shores, Dade	39
Lakeshore, Polk	39
Orlando, Broward	38
Pasadena, Pinellas	38
Hialeah Gardens, Dade	38
Ponte Vedra, Duval	38
Jupiter, Martin	38
Florida A And M University, Leon	38
Pine Hills, Orange	37
Bayshore Gardens, Manatee	37
Davenport, Osceola	37
Univ Of FI Student Dorms, Alachua	37
Orlando, Volusia	37
Eloise, Polk	37
Bonaventure, Broward	36
Bay Pines, Pinellas	36
Tice, Lee	36
Highland Beach, Palm Beach	36
Lealman, Pinellas	35
Lulu, Columbia	35
Orlando, Polk	35
Sugarloaf Key, Monroe	34
Poinciana, Osceola	34
Homeland, Polk	34
Siesta Key, Sarasota	34
Flemington, Marion	34
Hallandle Beach, Broward	34
Palm Shores, Brevard	33

COVID-19: characteristics of 2,155,319 Florida resident cases

Data through Apr 22, 2021 verified as of Apr 23, 2021 at 09:25 AM

Data in this report are provisional and subject to change.

The table below includes the cities and counties of residence for cases in Florida residents based on the patient's ZIP Code. Note that city is not always received as part of the initial notification and may be missing while the case is being investigated.

City and county	Cases
City Of Westlake, Palm Beach	33
Westlake, Palm Beach	33
Venus, Highlands	33
Dowling Park, Suwannee	33
Sydney, Hillsborough	32
Bradley, Polk	32
Wekiva Springs, Seminole	32
Kinard, Calhoun	32
Bagdad, Santa Rosa	32
Alturas, Polk	31
South Palm Beach, Palm Beach	31
Indian Lake Estates, Polk	31
Nocatee, Desoto	30
Saint Marks, Wakulla	30
Homosassa Springs, Citrus	30
Westchase, Hillsborough	30
Mcintosh, Marion	30
Missing, Manatee	29
Pine Castle, Orange	29
Chokoloskee, Collier	29
Penney Farms, Clay	29
Bonita Springs, Collier	29
Horseshoe Beach, Dixie	28
Archer, Levy	28
Little Torch Key, Monroe	28
Orlando, Hillsborough	28
Balm, Hillsborough	27
New Smyrna, Volusia	27
Pembroke Park, Broward	27
Pensacola Beach, Santa Rosa	27
Palmdale, Glades	27
Florida State, Leon	27
Caryville, Holmes	27
Labelle, Glades	26
Redington Shores, Pinellas	26
Long Key, Monroe	26
Missing, Indian River	26
Tangerine, Orange	26
Fort Lauderdale, Dade	26
Missing, Monroe	25
Tioga, Alachua	25
Earleton, Alachua	25
Orange Lake, Marion	25
Hawthorne, Putnam	25
South Miami Heights, Dade	25
Sparr, Marion	25
Yankeetown, Levy	25
Missing, Citrus	24
Wabasso, Indian River	24
Boca Raton, Broward	24
Santa Fe, Alachua	24
Union Park, Orange	24
Missing, Escambia	24
Goulds, Dade	24
Paxton, Walton	23
Missing, Brevard	23
Loughman, Polk	23
Bostwick, Putnam	23
Crystal Springs, Pasco	23

COVID-19: characteristics of 2,155,319 Florida resident cases

Data through Apr 22, 2021 verified as of Apr 23, 2021 at 09:25 AM

Data in this report are provisional and subject to change.

The table below includes the cities and counties of residence for cases in Florida residents based on the patient's ZIP Code. Note that city is not always received as part of the initial notification and may be missing while the case is being investigated.

City and county	Cases
Citrus Ridge, Indian River	22
Champions Gate, Polk	22
Florida Dept Of Corrections, Union	22
Plymouth, Orange	22
Wausau, Washington	22
Laud-By-The-Sea, Broward	22
Missing, Okaloosa	22
Kissimmee, Orange	22
La Crosse, Alachua	22
Mango, Hillsborough	22
Florida International University, Dade	22
Branford, Lafayette	22
Sun City, Hillsborough	21
Perdido Key, Escambia	21
Buckingham, Lee	21
Fort Ogden, Desoto	21
Bonifay, Washington	21
Everglades City, Collier	21
Candler, Marion	20
Hollywood, Dade	20
Ramrod Key, Monroe	20
Trenton, Levy	20
Jensen Beach, St. Lucie	20
Indian River Shores, Indian River	20
Mexico Beach, Gulf	20
Goodland, Collier	20
Babcock Ranch, Lee	19
High Springs, Gilchrist	19
Maxville, Duval	19
Nalcrest, Polk	19
Lowell, Marion	19
Brooksville, Pasco	19
Missing, Collier	19
Golden Oak, Orange	19
Lake Buena Vista, Orange	19
Parker, Bay	19
Wildlight, Nassau	19
Orlando, Palm Beach	19
Forest City, Orange	18
Johns Pass Village, Pinellas	18
Belleair Bluffs, Pinellas	18
Lake Como, Putnam	18
Florida State Univ Admin, Leon	18
Lakewood Ranch, Sarasota	18
Tallevast, Manatee	18
Gulf Stream, Palm Beach	18
Nichols, Polk	18
Missing, Martin	17
Webster, Hernando	17
Shady Hills, Pasco	17
Hutchinson Island, St. Lucie	17
Graceville, Holmes	17
West Panama City Beach, Bay	17
Daytona Beach Shores, Volusia	17
Trilby, Pasco	17
Wewahitchka, Calhoun	16
Lake City, Suwannee	16
Otter Creek, Levy	16
Woodville, Leon	16

COVID-19: characteristics of 2,155,319 Florida resident cases

Data through Apr 22, 2021 verified as of Apr 23, 2021 at 09:25 AM

Data in this report are provisional and subject to change.

The table below includes the cities and counties of residence for cases in Florida residents based on the patient's ZIP Code. Note that city is not always received as part of the initial notification and may be missing while the case is being investigated.

City and county	Cases
Lake Monroe, Seminole	16
Hernando Beach, Hernando	16
Gulf Hammock, Levy	16
Mount Dora, Orange	16
Graham, Bradford	16
Braden River, Manatee	16
Suwannee, Dixie	16
Hillsboro Beach, Broward	15
Missing, Bay	15
Village Of Palmetto Bay, Dade	15
White Springs, Columbia	15
Eau Gallie, Brevard	15
Orlando, Lake	15
Saint Lucie West, St. Lucie	15
Orlando, Pinellas	15
Winter Garden, Lake	15
Deer Island, Lake	15
Murdock, Charlotte	14
Miami Gardens, Broward	14
Watersound, Walton	14
Copeland, Collier	14
Indian Creek Village, Dade	14
Wahneta, Polk	14
Laurel Hill, Walton	14
Virginia Gardens, Dade	14
Mount Plymouth, Lake	13
Elfers, Pasco	13
Dade City, Hernando	13
Roseland, Indian River	13
Gonzalez, Escambia	13
Kingsley Lake, Bradford	13
Babcock Ranch, Charlotte	13
Steinhatchee, Dixie	13
Los Angeles, Dade	13
Jacksonville, Unknown	13
Choctaw Beach, Okaloosa	13
Long Boat Key, Manatee	13
Orlando, Brevard	13
Saint George Island, Franklin	13
Unknown, Dade	13
Fort Charlotte, Charlotte	13
Hialeah, Unknown	13
Hialeah, Broward	12
East Lake, Marion	12
Alys Beach, Bay	12
Redington Beach, Pinellas	12
Pensacola Beach, Escambia	12
Rosemary Beach, Walton	12
Umatilla, Marion	12
Citrus Hills, Citrus	12
Durant, Hillsborough	12
Leisure City, Dade	12
Holder, Citrus	12
Missing, Putnam	12
Greenville, Taylor	11
Naples, Lee	11
Cypress, Jackson	11
Goldenrod, Seminole	11
Deerfield Beach, Palm Beach	11

COVID-19: characteristics of 2,155,319 Florida resident cases

Data through Apr 22, 2021 verified as of Apr 23, 2021 at 09:25 AM

Data in this report are provisional and subject to change.

The table below includes the cities and counties of residence for cases in Florida residents based on the patient's ZIP Code. Note that city is not always received as part of the initial notification and may be missing while the case is being investigated.

City and county	Cases
Captiva, Lee	11
Missing, Polk	11
University Park, Manatee	10
Grandin, Putnam	10
Worthington Springs, Union	10
Missing, Taylor	10
Telogia, Liberty	10
Sea Ranch Lakes, Broward	10
Gibsonia, Polk	10
Haines Creek, Lake	10
Forest City, Seminole	10
Ozona, Pinellas	10
Missing, Nassau	10
Rubonia, Manatee	10
Fanning Springs, Gilchrist	10
Seacrest, Walton	10
Briny Breezes, Palm Beach	10
Basinger, Okeechobee	10
Orlando, Leon	10
Perrine, Dade	10
Orlando, Duval	10
Nobleton, Hernando	9
Saint Augustine, Duval	9
West Delray Beach, Palm Beach	9
Grant Valkaria, Brevard	9
Passport, Unknown	9
Day, Lafayette	9
Ybor City, Hillsborough	9
Lloyd, Jefferson	9
Lamont, Madison	9
Innovation, Pasco	9
Barberville, Volusia	9
Cottondale, Washington	9
Scottsmoor, Brevard	9
Palma Sola, Manatee	9
Missing, Sarasota	9
Beverly Beach, Flagler	9
Saint Augustine Beach, St. Johns	9
Orlando, Unknown	9
Putnam Hall, Putnam	9
Ferndale, Lake	9
Fairfield, Marion	8
Cross Creek, Alachua	8
Indian Shores, Pinellas	8
Fort Walton Beach, Unknown	8
Quail Heights, Dade	8
Palm City, St. Lucie	8
Seybold, Dade	8
White City, Gulf	8
Pine Ridge, Citrus	8
Missing, Clay	8
Jerome, Collier	8
Ponce De Leon, Walton	8
Keystone Heights, Bradford	8
Evinston, Alachua	8
Salem, Taylor	8
Missing, Unknown	8
Orange Springs, Marion	8
Oneco, Manatee	7

COVID-19: characteristics of 2,155,319 Florida resident cases

Data through Apr 22, 2021 verified as of Apr 23, 2021 at 09:25 AM

Data in this report are provisional and subject to change.

The table below includes the cities and counties of residence for cases in Florida residents based on the patient's ZIP Code. Note that city is not always received as part of the initial notification and may be missing while the case is being investigated.

City and county	Cases
Weirsdale, Lake	7
Inglis, Citrus	7
Fernandina, Nassau	7
East Rockland Key, Monroe	7
Anastasia Island, St. Johns	7
Missing, Flagler	7
Port Saint John, Brevard	7
Orange Park, Duval	7
Orlando, Pasco	7
Longboat Key, Sarasota	7
Switzerland, St. Johns	7
Aripeka, Pasco	7
Maitland, Volusia	7
River Ranch, Polk	7
Valkaria, Brevard	7
Orlando, Alachua	7
Niceville, Walton	7
Okeechobee, Glades	7
Punta Gorda, Lee	6
Holt, Santa Rosa	6
Deland, Lake	6
Sunny Hills, Washington	6
Shady Grove, Taylor	6
Oklawaha, Marion	6
Orlando, Flagler	6
Orlando, Marion	6
Port Salerno, Martin	6
Ridge Manor Estates, Sumter	6
Maitland, Hillsborough	6
Winter Park, Polk	6
Winderemere, Orange	6
Lake Worth, Broward	6
Grove City, Charlotte	6
Eglin, Okaloosa	6
Coco River, Collier	6
Bruce, Holmes	6
Missing, Walton	6
Labelle, Lee	6
Duck Key, Monroe	6
Morriston, Marion	6
Newberry, Gilchrist	6
San Carlos Park, Lee	6
Miccosukee, Leon	6
Glenwood, Volusia	6
Orchid, Indian River	6
Pensacola, Unknown	6
Mayport Naval Station, Duval	6
Lake Butler, Bradford	6
Maitland, Osceola	6
Bradenton, Sarasota	6
Cypress Gardens, Polk	5
Island Grove, Alachua	5
Wakulla Springs, Wakulla	5
Orlando, Manatee	5
Pompano Beach, Palm Beach	5
Ocoee, Lake	5
Okeechobee, Martin	5
Missing, Alachua	5
Alys Beach, Walton	5

COVID-19: characteristics of 2,155,319 Florida resident cases

Data through Apr 22, 2021 verified as of Apr 23, 2021 at 09:25 AM

Data in this report are provisional and subject to change.

The table below includes the cities and counties of residence for cases in Florida residents based on the patient's ZIP Code. Note that city is not always received as part of the initial notification and may be missing while the case is being investigated.

City and county	Cases
Delray Beach, Broward	5
Point Washington, Walton	5
Seacrest, Bay	5
Williston, Marion	5
Clarcona, Orange	5
Psl, Unknown	5
Okeechobee, Osceola	5
University Of Central Fl, Hillsborough	5
Branford, Gilchrist	5
Cape Haze, Charlotte	5
Bayou George, Bay	5
Boynton Beach, Broward	5
Kissimmee, Unknown	5
Miramar, Dade	5
Missing, Osceola	5
Miami Gardens, Unknown	5
Fort Lauderdale, Palm Beach	5
Jacksonville Naval Air Station, Duval	5
Missing, Columbia	5
Missing, Highlands	5
Orem, Palm Beach	5
Ebro, Bay	5
Highland Park, Polk	5
Westchester, Dade	5
Mid Florida, Seminole	5
Ocean Breeze, Martin	5
Missing, Leon	5
Milton, Escambia	5
Missing, Hernando	5
Mayport, Duval	5
Inlet Beach, Bay	5
Jacksonville, Clay	5
Greenville, Jefferson	5
Pass, Unknown	5
Stuart, St. Lucie	5
Lake Geneva, Clay	5
Miami, Palm Beach	5
Live Oak, Madison	4
Loxahatchee Groves, Palm Beach	4
Fort Lauderdale, Unknown	4
West Bradenton, Manatee	4
Clermont, Polk	4
Marina Del Rey, Dade	4
Margate, Unknown	4
Melrose, Bradford	4
Los Angeles, Broward	4
Jacksonville, Dade	4
Arcadia, Hillsborough	4
Lake Harbor, Palm Beach	4
Glen Ridge, Palm Beach	4
Coconut Creek, Palm Beach	4
Clewiston, Palm Beach	4
Conch Key, Monroe	4
Sharpes, Brevard	4
Lazy Lake, Broward	4
Lamont, Taylor	4
Wacissa, Jefferson	4
Sugarloaf, Monroe	4
Sandestin, Walton	4

COVID-19: characteristics of 2,155,319 Florida resident cases

Data through Apr 22, 2021 verified as of Apr 23, 2021 at 09:25 AM

Data in this report are provisional and subject to change.

The table below includes the cities and counties of residence for cases in Florida residents based on the patient's ZIP Code. Note that city is not always received as part of the initial notification and may be missing while the case is being investigated.

City and county	Cases
Pompano Beach, Dade	4
El Jobean, Charlotte	4
Bella Collina, Lake	4
Bonnie, Dade	4
Miami Beach, Unknown	4
Marathon Shores, Monroe	4
High Springs, Columbia	4
Hinsdale, Manatee	4
Jonesville, Alachua	4
N/A, Unknown	4
Plantation Key, Monroe	4
International Service Center, Dade	4
Indian Rock Beach, Pinellas	4
Hollywood, Unknown	4
Bowling Green, Polk	4
Crestview, Walton	3
Cross Key, Monroe	3
Fernandina Beach, Duval	3
Cape San Blas, Gulf	3
Apopka, Lake	3
Fpo, Duval	3
Green Cove Springs, Duval	3
Mayport Naval Housing, Duval	3
Samoset, Manatee	3
San Fernando, Unknown	3
North Miami Beach, Broward	3
Monticello, Madison	3
Vernon, Bay	3
Julington Creek, St. Johns	3
Jupiter Island, Martin	3
Kathleen, Pasco	3
Marco Island, Lee	3
Mims, Volusia	3
Miramar, Unknown	3
Missing, Washington	3
Naples, Unknown	3
Alford, Washington	3
Pass-A-Grille, Pinellas	3
Orlando, Escambia	3
Ocean Reef Club, Monroe	3
Winter Park, Volusia	3
Vero Beach, St. Lucie	3
Westville, Walton	3
Pembroke Lakes, Broward	3
Orlo Vista, Orange	3
Milligan, Okaloosa	3
Land O Lakes, Hillsborough	3
Lady Lake, Marion	3
Homeless, Hillsborough	3
Jacksonville , Duval	3
Brooklyn, Broward	3
Ft Pierce, St. Lucie	3
Sorrento, Orange	3
Stuart, Palm Beach	3
North Fort Myers, Charlotte	3
Pompano Beach, Unknown	3
Chicago, Lee	3
Coraopolis, Citrus	3
Champions Gate, Osceola	3

COVID-19: characteristics of 2,155,319 Florida resident cases

Data through Apr 22, 2021 verified as of Apr 23, 2021 at 09:25 AM

Data in this report are provisional and subject to change.

The table below includes the cities and counties of residence for cases in Florida residents based on the patient's ZIP Code. Note that city is not always received as part of the initial notification and may be missing while the case is being investigated.

City and county	Cases
Bristol, Calhoun	3
Aventura, Broward	3
Jacksonville, Alachua	3
Brewton, Escambia	3
Apopka, Broward	3
Lanark Village, Franklin	3
Maitland, Polk	3
Pp, Dade	3
Woodside, Broward	3
Wimauma, Manatee	3
Inverness, Polk	3
Pass, Dade	3
Vero Beach, Brevard	3
Miami Shores, Broward	3
Pineland, Lee	3
Tampa Palms, Hillsborough	3
Tampa, Pinellas	3
Tarpon Springs, Pasco	3
Winter Garden, Seminole	3
Laurel, Sarasota	3
Ludlam, Dade	3
Clermont, Orange	3
West Palm Beach, Broward	3
Village Of Golf, Palm Beach	3
Wildwood, Marion	3
Saint Petersburg, Hillsborough	3
Saint Augusaintine Beach, St. Johns	3
Port Saint Lucie, Martin	3
Palm Coast, Volusia	3
Missing, Jackson	3
Fort Myers, Unknown	3
Bradington, Manatee	3
Blountstown, Liberty	3
Loxahatchee, Broward	3
Lakeland, Hillsborough	3
Miami, Orange	3
Lynbrook, Broward	3
Lake City, Duval	3
Immokalee, Lee	3
Hallandale Beach, Unknown	3
Hallandale Beach, Dade	2
Lutz, Pinellas	2
Miami, Hillsborough	2
Lawtey, Union	2
Los Angeles, Okaloosa	2
Louisville, Manatee	2
Blountstown, Jackson	2
Alligator Point, Franklin	2
Eatonville, Lake	2
Coconut Creek, Unknown	2
Crawfordville, Leon	2
Mount Pleasant, Gadsden	2
None, Dade	2
Navarre, Okaloosa	2
Opa Locka, Broward	2
Phoenix, Lake	2
Port Charlotte, Unknown	2
Seven Springs, Pasco	2
Zellwood, Lake	2

COVID-19: characteristics of 2,155,319 Florida resident cases

Data through Apr 22, 2021 verified as of Apr 23, 2021 at 09:25 AM

Data in this report are provisional and subject to change.

The table below includes the cities and counties of residence for cases in Florida residents based on the patient's ZIP Code. Note that city is not always received as part of the initial notification and may be missing while the case is being investigated.

City and county	Cases
West Villages, Sarasota	2
Upper Key Largo, Monroe	2
University Of Central Florida, Brevard	2
Bronx, Seminole	2
Doctors Inlet, Clay	2
Bonifay, Jackson	2
Bonnie, Duval	2
Bonnie, Sarasota	2
Lecanto, Marion	2
Maitland, Leon	2
Lake Helen, Orange	2
Fort Myers, Collier	2
Fort Pierce, Martin	2
Weston, Dade	2
West Palm Beach, Dade	2
St John, Broward	2
Winter Park, Leon	2
Orlando, Charlotte	2
Palm Springs North, Dade	2
Redland, Dade	2
Melrose, Alachua	2
Orlando, Santa Rosa	2
Olustee, Baker	2
Saint Teresa, Wakulla	2
West Point, Lee	2
University Of Central Florida, Broward	2
Orlando, Okaloosa	2
Madison, Unknown	2
Maitland, Pasco	2
Miamt, Dade	2
North Miami, Broward	2
Florida Power & Light Co, Dade	2
Amelia City, Nassau	2
Apopka, Unknown	2
Alligator Point, Wakulla	2
Chipley, Jackson	2
Yalhala, Lake	2
Sumatra, Liberty	2
University Of Central Florida, Palm Beach	2
University Of Central Florida, Pinellas	2
Pp, Unknown	2
Provo, Broward	2
Portland, Unknown	2
Pensacola, Santa Rosa	2
Maitland, Lake	2
Moore Haven, Hendry	2
Naples, Broward	2
Jan Phyl Village, Polk	2
Hialeah Lakes, Dade	2
Hialeah, Orange	2
Cassadaga, Volusia	2
Fort Walton Beach, Walton	2
Duke Field Air Force Station, Okaloosa	2
Dunnellon, Levy	2
Jacksonville Naval Hospital, Duval	2
Hosford, Calhoun	2
Marina Del Rey, Broward	2
Melrose, Clay	2
Mesa, Unknown	2

COVID-19: characteristics of 2,155,319 Florida resident cases

Data through Apr 22, 2021 verified as of Apr 23, 2021 at 09:25 AM

Data in this report are provisional and subject to change.

The table below includes the cities and counties of residence for cases in Florida residents based on the patient's ZIP Code. Note that city is not always received as part of the initial notification and may be missing while the case is being investigated.

City and county	Cases
Longview, Dade	2
000000, Unknown	2
Dfafs, Okaloosa	2
Tampa, Hernando	2
Vero Beach, Unknown	2
Wauchula, Desoto	2
Yeehaw, Okeechobee	2
Noma, Holmes	2
Ormond Beach, Flagler	2
Panama City, Unknown	2
Pembroke Pines, Dade	2
Sebring, Desoto	2
Saint Lucie Village, St. Lucie	2
Fort Lauderdale, Alachua	2
Doral, Unknown	2
Bay Harbor Islands, Unknown	2
Alachua, Duval	2
Cross City, Taylor	2
Carl Fisher, Dade	2
Jupiter, Dade	2
Lakeland, Unknown	2
Micanopy, Marion	2
Port Saint Lucie, Palm Beach	2
Red Bay, Holmes	2
Saint Marys, Nassau	2
West Lafayette, Broward	2
Windermere, Lake	2
Sutton, Pasco	2
Tequesta, Martin	2
Woodstock, Lee	2
Venice, Dade	2
Union, Manatee	2
University Of Central Fl, Seminole	2
Windermere, Hillsborough	2
Winter Springs, Orange	2
Okeechobee, Highlands	2
New Port Richey, Hillsborough	2
Pompano Beach, Osceola	2
Port Charlotte, Lee	2
Sand Lake, Orange	2
Port St. Lucie, St. Lucie	2
Swansea, Lee	2
Altamonte Springs, Orange	2
At Large, Broward	2
Boys Ranch, Suwannee	2
Fort Pierce, Brevard	2
Graceville, Unknown	2
Eatonville, Polk	2
Miami, Martin	2
Long Beach, Orange	2
Jena, Taylor	2
Labelle, Collier	2
Port Canaveral, Brevard	2
Sarasota, Unknown	2
South Miami, Broward	2
Seguin, Unknown	2
Tampa, Broward	2
Tarpon Springs, Hillsborough	2
Sunrise, Unknown	2

COVID-19: characteristics of 2,155,319 Florida resident cases

Data through Apr 22, 2021 verified as of Apr 23, 2021 at 09:25 AM

Data in this report are provisional and subject to change.

The table below includes the cities and counties of residence for cases in Florida residents based on the patient's ZIP Code. Note that city is not always received as part of the initial notification and may be missing while the case is being investigated.

City and county	Cases
Monument, Broward	2
Oakland Park, Unknown	2
Orlando, St. Lucie	2
Marysville, Dade	2
Lake Clarke Shores, Palm Beach	2
FI State Univ Student, Leon	2
Callahan, Duval	2
Crescent Beach, Sarasota	2
Cibolo, Orange	2
Claysville, Hernando	2
Dade City, Unknown	2
Defuniak Springs, Okaloosa	2
Defuniak Springs, Unknown	1
Dona Vista, Lake	1
Dalecity, Okaloosa	1
Daytona Beach, Orange	1
Deerfield Beach, Polk	1
Clearwater, Leon	1
Crestview, Broward	1
Crystal River, Marion	1
Fayetteville, Broward	1
Fellsmere, Brevard	1
Florida City, Unknown	1
Fort Lauderdale, Collier	1
Fort Myers, Alachua	1
El Dorado, Palm Beach	1
East Setauket, Palm Beach	1
Canton, Duval	1
Charlotte, Alachua	1
Brunswick, Polk	1
Bryceville, Duval	1
Bradentom, Manatee	1
Bradenton, Lee	1
Boca Raton, Dade	1
Boca Raton, Madison	1
Bogota, Unknown	1
Bal Harbour, Broward	1
Atlanta, Walton	1
Attalla, Broward	1
Auburn, Palm Beach	1
Autaugaville, Broward	1
Apopka, Volusia	1
Alachua, Suwannee	1
Alafaya, Broward	1
Alafaya, Pinellas	1
Fleming Island, Duval	1
Glen Cove, Unknown	1
Glen Saint Mary, Duval	1
Golf, Palm Beach	1
Great Neck, Dade	1
Gainesville, Levy	1
Immokalee, Walton	1
Irmo, Unknown	1
Greensboro, Leon	1
Lake Forest, Collier	1
Key West, Palm Beach	1
Kilgore, Dade	1
Jacksonville, Baker	1
Jacksonville, Marion	1

COVID-19: characteristics of 2,155,319 Florida resident cases

Data through Apr 22, 2021 verified as of Apr 23, 2021 at 09:25 AM

Data in this report are provisional and subject to change.

The table below includes the cities and counties of residence for cases in Florida residents based on the patient's ZIP Code. Note that city is not always received as part of the initial notification and may be missing while the case is being investigated.

City and county	Cases
Jupiter Inlet, Palm Beach	1
Land O Lakes, Unknown	1
Lawton, Okaloosa	1
Levittown, Palm Beach	1
Lima, Manatee	1
Lima, Volusia	1
Macclenny, Dixie	1
Madison, Jefferson	1
Maitland, Collier	1
Merrick, Palm Beach	1
Metter, Manatee	1
Miami, Osceola	1
Miamiardens, Unknown	1
Miamksaohes, Dade	1
Orlando, Walton	1
Oviedo, Lake	1
Orlando, St. Johns	1
Plantation, Leon	1
Pooler, Broward	1
Pensacola, Dade	1
Panomo City, Bay	1
Parrish, Sarasota	1
San Marcos, Unknown	1
Rye, Palm Beach	1
Saint Petersburg, Bay	1
Ridgewood, Lee	1
Roayl Palm Beach, Palm Beach	1
Roseville, Broward	1
Punta Gorda, Sarasota	1
Putnam, Putnam	1
Ocala, Duval	1
North Porte, Unknown	1
Notrealville, Polk	1
Okeechobi, Unknown	1
Orem, Dade	1
Orlando, Citrus	1
Orlando, Collier	1
Orlando, Hernando	1
Morrisville, Palm Beach	1
Mokena, Lee	1
Myrtle Beach, Broward	1
Nashville, Palm Beach	1
North Brunswick, St. Lucie	1
North Grafton, Dade	1
North Lauderdale, Unknown	1
Surprise, Unknown	1
St Cloud, Orange	1
St Helena Is, Dade	1
Syracuse, Unknown	1
Vernon, Walton	1
Waukesha, Volusia	1
Unknown, Manatee	1
Venezuela, Unknown	1
Tinley Park, Manatee	1
Twentynine Palms, Broward	1
Whippany, Volusia	1
Wilmington, Charlotte	1
Windermere, Alachua	1
Winfield, Hillsborough	1

COVID-19: characteristics of 2,155,319 Florida resident cases

Data through Apr 22, 2021 verified as of Apr 23, 2021 at 09:25 AM

Data in this report are provisional and subject to change.

The table below includes the cities and counties of residence for cases in Florida residents based on the patient's ZIP Code. Note that city is not always received as part of the initial notification and may be missing while the case is being investigated.

City and county	Cases
Winter Garden, Unknown	1
Winter Park, Brevard	1
Winter Park, Unknown	1
Xifamk, Dade	1
Lake Worth, Unknown	1
Lake In The Hills, Broward	1
Kingshill, St. Croix, Dade	1
Litchfield Park, Monroe	1
Littleton, St. Johns	1
Lauderhill, Unknown	1
Indianapolis, Lee	1
Jupiter, Pinellas	1
Kansas City, Palm Beach	1
Gwynn Oak, Polk	1
Mattoon, Lee	1
Milford, Bay	1
Milford, Unknown	1
Marianna, Leon	1
Marianna, Washington	1
Mary Esther, Hillsborough	1
Los Angeles, Orange	1
Maitland, Palm Beach	1
Longwood, Unknown	1
New Canaan, Dade	1
Na, Dade	1
Missing, Franklin	1
Melbourne, Volusia	1
Missing, Desoto	1
Eureka, Flagler	1
Evansville, Citrus	1
Crescent City, Marion	1
Crestview, Unknown	1
Denton, Broward	1
Destin, Bay	1
Clearwater, Hillsborough	1
Coal City, Pasco	1
Commerce Township, Manatee	1
Crawfordville, Alachua	1
Fort Lauderdale, Lee	1
Fort Worth, Broward	1
Franklin, Orange	1
Frostproof, Highlands	1
Gainesville, Palm Beach	1
Gainesville, Santa Rosa	1
Brewster, Palm Beach	1
Brownsville, Escambia	1
Bryant, Palm Beach	1
Bonnie, St. Johns	1
Belleair Bluffs, Unknown	1
Celebration, Orange	1
Chicago, Broward	1
Choctaw Beach, Unknown	1
Austin, Dade	1
Apo, Collier	1
Big Torch Key, Monroe	1
Black, Holmes	1
Boca Raton, Lee	1
Bonifay, Unknown	1
8852 Teacher Ln, Pasco	1

COVID-19: characteristics of 2,155,319 Florida resident cases

Data through Apr 22, 2021 verified as of Apr 23, 2021 at 09:25 AM

Data in this report are provisional and subject to change.

The table below includes the cities and counties of residence for cases in Florida residents based on the patient's ZIP Code. Note that city is not always received as part of the initial notification and may be missing while the case is being investigated.

City and county	Cases
Addison, Pasco	1
Apopka, Citrus	1
Apopka, Hillsborough	1
Arabi, Orange	1
Tampa, Citrus	1
Tampa, Duval	1
Surfside Beach, Orange	1
Tavares, Unknown	1
Temple, Palm Beach	1
St Peterburg, Orange	1
Stiamk, Dade	1
Scottsdale, Brevard	1
Scottsdale, Palm Beach	1
Summerdale, Escambia	1
Sun City Center, Lee	1
Port Saint Lucie, Marion	1
Port St Luice, Unknown	1
Roswell, Bay	1
Royal Palm, Palm Beach	1
Ruskin, Dade	1
Ruskin, Manatee	1
Saint Charles, Orange	1
Saint Petersburg, Duval	1
Saint Petersburg, Manatee	1
Pittsburgh, Alachua	1
Playa Del Rey, Palm Beach	1
Plymouth, Pasco	1
Pembroke Pines, Unknown	1
Pensacola Naval Hospital, Escambia	1
Newaygo, Charlotte	1
North Port, Charlotte	1
Okeechobee, Unknown	1
Oviedo, Orange	1
Pace, Escambia	1
Painted Post, Pasco	1
Palatka, Marion	1
Winter Springs, Polk	1
Youngstown, Washington	1
Winnetka, Dade	1
Winter Garden, Osceola	1
Winter Haven, Leon	1
Winter Haven, Osceola	1
Winter Park, Duval	1
Winter Park, Palm Beach	1
West Hollywood, Broward	1
West Palm Beach, Unknown	1
Weston, Unknown	1
Wildwood, Lee	1
Willington, Lee	1
Unknown, Duval	1
Upland, Manatee	1
Valrico, Polk	1
Wakefield, Broward	1
Waverly, Duval	1
Wabasha, Clay	1
Yulee, St. Johns	1
Zephyrhills, Hillsborough	1
Topsham, Manatee	1
Town Of Nocatee, St. Johns	1

COVID-19: characteristics of 2,155,319 Florida resident cases

Data through Apr 22, 2021 verified as of Apr 23, 2021 at 09:25 AM

Data in this report are provisional and subject to change.

The table below includes the cities and counties of residence for cases in Florida residents based on the patient's ZIP Code. Note that city is not always received as part of the initial notification and may be missing while the case is being investigated.

City and county	Cases
Troy, Manatee	1
Unkn, Duval	1
Sweetwater, Manatee	1
Syracuse, Polk	1
Tallahassee, Dade	1
Tamarac, Dade	1
Tavares, Orange	1
Suitland, Volusia	1
Sunbright, Palm Beach	1
Winter Garden, Duval	1
Woodbine, Nassau	1
West Yarmouth, St. Lucie	1
Waipahu, Santa Rosa	1
Ward, Polk	1
Wellborn, Columbia	1
West Aplm Beach, Palm Beach	1
Venetian Islands, Dade	1
Rileyville, Flagler	1
Saint Joseph, Volusia	1
Russellville, Bay	1
Sagamore Beach, Charlotte	1
Saint Augustine, Broward	1
Saint Cloud, Palm Beach	1
San Antonio, Orange	1
Seminole, Leon	1
Shalimar, Unknown	1
Shirley, Flagler	1
Prattville, Hillsborough	1
Prestonsburg, Bay	1
Quincy, Jackson	1
Rapid City, Broward	1
Petersburg, Manatee	1
Piasa, Putnam	1
Palmetto, Pasco	1
Parma, Manatee	1
Pass-A-Grille Beach, Pinellas	1
Oldsmar, Hillsborough	1
Olean, Alachua	1
Other, Dade	1
Palm Beach Gardens, Unknown	1
Palmetto Bay, Palm Beach	1
Missing, Okeechobee	1
Monroe Township, Palm Beach	1
Monroe, Lee	1
Moore Haven, Okeechobee	1
Morrisville, Unknown	1
Missing, Levy	1
Myakka City, Sarasota	1
North Palm Beach, Orange	1
Northport, Sarasota	1
Oakland, Lee	1
New Middletown, Hillsborough	1
New Port Richey, Pinellas	1
Newberry, Marion	1
Newtown, Lake	1
Milford, Lee	1
Mckinney, Broward	1
Miamc, Dade	1
Matawan, Palm Beach	1

COVID-19: characteristics of 2,155,319 Florida resident cases

Data through Apr 22, 2021 verified as of Apr 23, 2021 at 09:25 AM

Data in this report are provisional and subject to change.

The table below includes the cities and counties of residence for cases in Florida residents based on the patient's ZIP Code. Note that city is not always received as part of the initial notification and may be missing while the case is being investigated.

City and county	Cases
Ldhl, Broward	1
Longwood, Volusia	1
Lake Butler, Alachua	1
Knoxville, Bay	1
Kingsland, Nassau	1
Las Vegas, Palm Beach	1
Leesburg, Seminole	1
Lincoln, St. Lucie	1
Little Neck, Lee	1
Jupiter, St. Lucie	1
Kenilworth, Leon	1
Key West, Duval	1
Keys West, Unknown	1
Jacksonville, Orange	1
Jefferson, Dade	1
Jonesboro, Leon	1
Intrcsion Cty, Osceola	1
Inverness, Marion	1
Inwood, Broward	1
Irvine, Marion	1
Istachatta, Hernando	1
Homeless, Monroe	1
Homeless, Pinellas	1
Howell, Dade	1
Hudson, Hernando	1
Indian Rocks Beach, Duval	1
Indiantown, Palm Beach	1
Inglewood, Sarasota	1
Hernando, Marion	1
Hialeah, Collier	1
Helen, Bay	1
Hoclywsod, Dade	1
Holiday, Pinellas	1
Carmel, Orange	1
Cedar Springs, Hernando	1
Chicago, Unknown	1
Caracas, Dade	1
Bryceville, Baker	1
Coconut Ck, Unknown	1
Dallas, Hernando	1
Dayton, Lake	1
Daytona Beach, Pinellas	1
Alpharetta, Broward	1
O, Manatee	1
Acworth, Okaloosa	1
Apopka, Clay	1
Asheville, Highlands	1
Astoria, Broward	1
Atmore, Escambia	1
Bartow, Hardee	1
Bel Air, Collier	1
Berryton, Palm Beach	1
Brooklyn, Dade	1
Brooklyn, Lee	1
Bonnie, Broward	1
Boston, Broward	1
Downingtown, Broward	1
Downingtown, Hillsborough	1
Dpo, Santa Rosa	1

COVID-19: characteristics of 2,155,319 Florida resident cases

Data through Apr 22, 2021 verified as of Apr 23, 2021 at 09:25 AM

Data in this report are provisional and subject to change.

The table below includes the cities and counties of residence for cases in Florida residents based on the patient's ZIP Code. Note that city is not always received as part of the initial notification and may be missing while the case is being investigated.

City and county	Cases
Dunedin, Unknown	1
Dearborn, Broward	1
Deer Park, Dade	1
Deerfield Beach, Unknown	1
Deerfield, Dade	1
Deland, Seminole	1
Deltona, Seminole	1
Erie, Monroe	1
Fisher Island, Unknown	1
East Palatka, Hillsborough	1
Eastpoint, Leon	1
Fort Lauderdale, Leon	1
Fort Myers, Sarasota	1
Fort Pierce, Palm Beach	1
Fort White, Clay	1
Garden City, Alachua	1
Gaylord, Orange	1
Goodrich, Charlotte	1
Gotcha, Orange	1
Greensburg, Palm Beach	1
Hallandale, Unknown	1
Harpers Ferry, Palm Beach	1
Haines City, Osceola	1
Saint Augustine, Flagler	1
Sanford, Orange	1
Saint Petersburg, Charlotte	1
Puerto Rico, Unknown	1
Punta Gorda, Unknown	1
Randolph, Orange	1
Rivera Beach, Palm Beach	1
Powell, Lee	1
Seffenner, Hillsborough	1
Seminole, Lee	1
Summerfield, Unknown	1
Stratford, Broward	1
Sunrtise, Dade	1
Tallahassee, Madison	1
Tallahassee, Pinellas	1
Pembroke Pines, Orange	1
Pensacola, Sumter	1
Perth Amboy, Hillsborough	1
Port Orange, Brevard	1
Paducah, Manatee	1
Orlando, Jackson	1
Orlando, Lee	1
Newberry, Levy	1
Nantucket, Palm Beach	1
New Vernon, Palm Beach	1
North Laud, Unknown	1
Ocala, Citrus	1
Ocoee, Unknown	1
Odessa, Dade	1
Oldsrav, Manatee	1
Windermere, Volusia	1
Wtixrat, Dade	1
Westlake Village, Unknown	1
White Plains, Broward	1
Whites Creek, Leon	1
Watersound, Bay	1

COVID-19: characteristics of 2,155,319 Florida resident cases

Data through Apr 22, 2021 verified as of Apr 23, 2021 at 09:25 AM

Data in this report are provisional and subject to change.

The table below includes the cities and counties of residence for cases in Florida residents based on the patient's ZIP Code. Note that city is not always received as part of the initial notification and may be missing while the case is being investigated.

City and county	Cases
Tampa, Pasco	1
Trenton, Dixie	1
Unknown, Unknown	1
Toms River, Lee	1
Tourist, Dade	1
University Of Central Florida, Lee	1
Unk, Duval	1
Ventura, Orange	1
Crossings, Unknown	1
Davenport, Lake	1
Davie, Unknown	1
Dayton, Citrus	1
Dayton, Orange	1
Dearborn Heights, Hillsborough	1
Edgewood, Broward	1
Elkton, Putnam	1
Dover, Lee	1
Chesterfield, Broward	1
Carteret, Polk	1
Cincinnati, Dade	1
Connellsville, Highlands	1
Armstrong, St. Johns	1
Atl, Brevard	1
Alva, Escambia	1
Andalusia, Escambia	1
Arcadia, Highlands	1
Baker, Santa Rosa	1
Belleville, Palm Beach	1
Belmont, Santa Rosa	1
Blountstown, Broward	1
Bronson, Alachua	1
Brooker, Alachua	1
Bradenton, Clay	1
Brandon, Pinellas	1
Bonita, Lee	1
Bocaraten, Palm Beach	1
Longwood, Broward	1
Lucedale, St. Lucie	1
Macclenny, Duval	1
Mantua, Broward	1
Kure Beach, Monroe	1
Lakeland, Palm Beach	1
Kaclsonville, Duval	1
Kechi, Orange	1
Mexico, Orange	1
Mayaguez, Dade	1
Middletown, Osceola	1
Monroe, Hillsborough	1
Missing, Gilchrist	1
Hudson, Pinellas	1
Indian Rock Beach, Palm Beach	1
Hoosick Falls, Broward	1
Hialeahgardens, Dade	1
Hiram, Leon	1
Interlachen, Duval	1
Jacksonville, Nassau	1
Fort Myers, Broward	1
Gainesville, Okaloosa	1
Floral, Okaloosa	1

COVID-19: characteristics of 2,155,319 Florida resident cases

Data through Apr 22, 2021 verified as of Apr 23, 2021 at 09:25 AM

Data in this report are provisional and subject to change.

The table below includes the cities and counties of residence for cases in Florida residents based on the patient's ZIP Code. Note that city is not always received as part of the initial notification and may be missing while the case is being investigated.

City and county	Cases
Forestville, Volusia	1
Greenbrier, Bay	1
Greenville, Palm Beach	1
Groveland, Orange	1
Downers Grove, St. Lucie	1
Delrey Beach, Palm Beach	1
Export, Palm Beach	1
Fdsf, Unknown	1
Felda, Palm Beach	1
Flagler Beach, Volusia	1
Flora, Lee	1
Fort Myers, Lake	1
Fresno, Pasco	1
Fruitland Park, Sumter	1
Fwb, Unknown	1
Gainesville, Marion	1
Gastonia, Polk	1
Clearwater, Highlands	1
Clermont, Unknown	1
Columbia, Orange	1
Coral Gables, Unknown	1
Coral Springs, Unknown	1
Crestview, Dade	1
Dade City, Polk	1
Dania, Unknown	1
Darien, Pasco	1
Arcadia, Charlotte	1
Aspen, Palm Beach	1
Atl, Broward	1
Atlanta, Broward	1
Aurburndale, Polk	1
Aventura, Unknown	1
Azalea Park, Sarasota	1
Bartow, Unknown	1
Biscayne Park, Broward	1
Boca Rotan, Unknown	1
Alpharetta, Alachua	1
Apalachicola, Leon	1
Brooksville, Columbia	1
Bryn Mawr, Collier	1
Canfield, Duval	1
Hilliard, Dade	1
Hollywood, Leon	1
Holt, Unknown	1
Homestead, Monroe	1
Homestead, Unknown	1
Humble, Broward	1
Green, Clay	1
Greensburg, Orange	1
Greenville, Monroe	1
Gulf Shores, Escambia	1
Havanna, Gadsden	1
Jacksonville, Flagler	1
Jacksonville, Palm Beach	1
Johns Island, Wakulla	1
Killarney, Orange	1
Knoxville, Duval	1
Lake City, Volusia	1
Los Angeles, Polk	1

COVID-19: characteristics of 2,155,319 Florida resident cases

Data through Apr 22, 2021 verified as of Apr 23, 2021 at 09:25 AM

Data in this report are provisional and subject to change.

The table below includes the cities and counties of residence for cases in Florida residents based on the patient's ZIP Code. Note that city is not always received as part of the initial notification and may be missing while the case is being investigated.

City and county	Cases
Lakeland, Pasco	1
Lakewood, Unknown	1
Naugatuck, Lee	1
New Vernon, Sarasota	1
New York, Broward	1
Myakka, Duval	1
Maitland, Unknown	1
Matlacha Island, Lee	1
Melbourne, Dade	1
Melbourne, Orange	1
Miami Beach, Palm Beach	1
Miami Granders, Dade	1
Missing, Baker	1
Milford, Palm Beach	1
Milford, Polk	1
Minneapolis, Broward	1
Plant City, Hendry	1
Plant City, Pinellas	1
Plantation, Unknown	1
Parlin, Broward	1
Orlando, Highlands	1
Opa Locka, Unknown	1
Orem, Nassau	1
Olando, Orange	1
Ocoee, Polk	1
Newport Beach, Palm Beach	1
North Adams, Manatee	1
North Little Rock, Palm Beach	1
Northville, Broward	1
Ocala, Indian River	1
Ocoee, Broward	1
Pound Ridge, Leon	1
Ponce, Orange	1
Port Charlotte Fl, Unknown	1
Port Saint Lucie, Duval	1
Saint Petersburg, Dade	1
San Juan, Osceola	1
San Pedro Sula, Dade	1
Sandy, Duval	1
Richmond Heights, Dade	1
Ridge Manor, Hernando	1
Riverview, Pinellas	1
Rochester, Lee	1
Rosemary Beach, Bay	1
Saint Cloud, Orange	1
South Otselic, Dade	1
Sevierville, Dade	1
Stockbridge, Leon	1
Sullivans Island, Dade	1
Southampton, Palm Beach	1
Springhill, Unknown	1
Wayne, Dade	1
West Lafayette, Desoto	1
West Simsbury, Collier	1
Tallahassee, Escambia	1
Tampa, Lee	1
Tinley Park, Lee	1
University Of Central Fl, Dade	1
Telluride, Lee	1

COVID-19: characteristics of 2,155,319 Florida resident cases

Data through Apr 22, 2021 verified as of Apr 23, 2021 at 09:25 AM

Data in this report are provisional and subject to change.

The table below includes the cities and counties of residence for cases in Florida residents based on the patient's ZIP Code. Note that city is not always received as part of the initial notification and may be missing while the case is being investigated.

City and county	Cases
Windermere, Polk	1
Winter Park, Lake	1
Winter, Pinellas	1
Colorado Springs, Unknown	1
Conifer, Lee	1
Clarksboro, Lee	1
Chipley, Holmes	1
Celebration, Palm Beach	1
Chattanooga, Dade	1
Eatonville, Seminole	1
Dunellen, Dade	1
Cutler Bay, Broward	1
Daniel Island, Bay	1
Destin, Unknown	1
Diamond, Highlands	1
Doral, Broward	1
Altamonte, Orange	1
Alva, Collier	1
333, Unknown	1
Allentown, Putnam	1
Apple Creek, Citrus	1
Amelia Village, Nassau	1
Barefoot Beach, Lee	1
Battle Creek, Manatee	1
Avon, Manatee	1
Aventura, Osceola	1
Azalea Park, Osceola	1
Bear Grass, Palm Beach	1
Boca Raton,, Palm Beach	1
Bryn Mawr, Palm Beach	1
Burkeville, Brevard	1
Camden Wyoming, Duval	1
Boston, Dade	1
Brewster, Volusia	1
Hallandale Ben, Unknown	1
Havana, Leon	1
Hickory, Lee	1
El Paso, Unknown	1
Elbow Lake, Palm Beach	1
Fairless Hills, Broward	1
Everett, Dade	1
Fort Denaud, Glades	1
Fort Meyers, Lee	1
FI State Lot, Leon	1
Fortlauderdale, Unknown	1
Fortwalton Beach, Okaloosa	1
Ft Pierce, Unknown	1
Garland, Orange	1
Jeffersonville, Broward	1
Homeless, Dade	1
Homer, Escambia	1
Hilliard, Unknown	1
Lehigh Cares, Lee	1
Live Oak, Columbia	1
Loganville, Orange	1
Lansdale, Lake	1
Lapeer, Manatee	1
Lauderdale Hill, Unknown	1
Knoxville, Escambia	1

COVID-19: characteristics of 2,155,319 Florida resident cases

Data through Apr 22, 2021 verified as of Apr 23, 2021 at 09:25 AM

Data in this report are provisional and subject to change.

The table below includes the cities and counties of residence for cases in Florida residents based on the patient's ZIP Code. Note that city is not always received as part of the initial notification and may be missing while the case is being investigated.

City and county	Cases
Lake Mary, Lake	1
Ocala, Unknown	1
Middleburg, Duval	1
Midland, Osceola	1
Missing, Hamilton	1
Missing, Wakulla	1
Monterey, Broward	1
Mumford, Manatee	1
N/A, Duval	1
Naples, Alachua	1
Longwood, Orange	1
Miami, Charlotte	1
Miamii, Dade	1
Miami Garden, Unknown	1
Oviedo, Leon	1
Palm City, Unknown	1
Ocean City, Broward	1
Old Town, Gilchrist	1
Opa Locka, Polk	1
Orem, Sarasota	1
Orem, Unknown	1
Ridgewood, Broward	1
Riverview, Manatee	1
Rochester, Broward	1
Roseland, Palm Beach	1
Pompano Beach, Alachua	1
Porter Ranch, Dade	1
Raiford, Bradford	1
Ponte Vedra Beach, Orange	1
Port Orange , Volusia	1
Port Saint Lucie, Indian River	1
University Of Central Florida, Hillsborough	1
Wilbur By The Sea, Volusia	1
Willowbrook, Lee	1
Wilmington, Pasco	1
Westerville, Hillsborough	1
Wilton Manors, Dade	1
Winston Salem, Unknown	1
Winter Garden, Hillsborough	1
Woodland Hills, Brevard	1
Youngstown, Calhoun	1
Yulee, Duval	1
San Antonio, Dade	1
San Diego, Unknown	1
Republic, Monroe	1
Richmond, Palm Beach	1
Russellville, Hillsborough	1
Saint Augustine, Okaloosa	1
Steinhatchee, Alachua	1
Sandyport, Dade	1
Sanford, Palm Beach	1
Sebastian, Lake	1
Village Of Palm Springs, Palm Beach	1
Virginia Beach, Alachua	1
Webster, Pasco	1
Wekiva Springs, Orange	1
Union City, Bradford	1
University Of Central FI, Pasco	1
Tallahassee, Wakulla	1

COVID-19: characteristics of 2,155,319 Florida resident cases

Data through Apr 22, 2021 verified as of Apr 23, 2021 at 09:25 AM

Data in this report are provisional and subject to change.

The table below includes the cities and counties of residence for cases in Florida residents based on the patient's ZIP Code. Note that city is not always received as part of the initial notification and may be missing while the case is being investigated.

City and county	Cases
Tampa, Escambia	1
Tampa, Manatee	1
Tangerine, Lake	1
Opalocka, Dade	1
Orlando, Union	1
Ovido, Seminole	1
Oxford, Palm Beach	1
Oakland, Leon	1
Ocala, Alachua	1
Okeechobee, St. Lucie	1
North Canton, Palm Beach	1
Miamf, Dade	1
Miami G, Dade	1
Miami, Collier	1
Miami, St. Lucie	1
Marshall, Palm Beach	1
New Richmond, Volusia	1
Rio Dell, Volusia	1
Rochelle, Volusia	1
Port Saint Lucie, Orange	1
Princeton, Alachua	1
Provincetown, Collier	1
Panama City, Walton	1
Palm Coast, Duval	1
Perry, Leon	1
Perth Amboy, Monroe	1
Sarasota, Hillsborough	1
Saint Cloud, Lee	1
Saint Johns, Orange	1
San Antonio, Sarasota	1
San Antonio, Unknown	1
Sanford, Volusia	1
Shannon, Collier	1
Soddy Daisy, Broward	1
Soldotna, Broward	1
South Burlington, Orange	1
Spring Park, Alachua	1
Winter Park, Osceola	1
Wood River, Polk	1
Worcester, Palm Beach	1
Steinhatchee, Madison	1
Tamarac, Seminole	1
Tampa, Volusia	1
Tangerine, Seminole	1
Tewksbury, Orange	1
Umatilla, Alachua	1
University Of Central Florida, Monroe	1
Toms River, Dade	1
Wheaton, Lee	1
Winter Park, Alachua	1
Wilmington, Broward	1
Wesley Chapel, Alachua	1
Virginia Beach, Hernando	1
Waco, Broward	1
Washington, Broward	1
Fort Myers, Dade	1
Grassy Key, Monroe	1
Floralia, Escambia	1
Jersey City, Polk	1

COVID-19: characteristics of 2,155,319 Florida resident cases

Data through Apr 22, 2021 verified as of Apr 23, 2021 at 09:25 AM

Data in this report are provisional and subject to change.

The table below includes the cities and counties of residence for cases in Florida residents based on the patient's ZIP Code. Note that city is not always received as part of the initial notification and may be missing while the case is being investigated.

City and county	Cases
Jamaica, Broward	1
Haverford, Hillsborough	1
Herrin, Orange	1
Jacksonville, Manatee	1
Gainesville, Baker	1
Gilmer, Dade	1
Haledon, Dade	1
Jupiter, Unknown	1
Kingsland, Duval	1
Kissimmee, Brevard	1
Lake In The Hills, Columbia	1
Lake Placid, Alachua	1
Lake Worth Beach, Broward	1
Lander, Citrus	1
Las Vegas, Orange	1
Los Angeles, Palm Beach	1
Marianna, Calhoun	1
Lemoyne, Manatee	1
Lawrence Township, Palm Beach	1
Lyndhurst, Broward	1
Magnolia Square, Osceola	1
Maitland, Alachua	1
Bronx, Broward	1
Carol Stream, Orange	1
Castleberry, Escambia	1
Buffalo, Palm Beach	1
Bryant, Alachua	1
Apo, Pasco	1
Apopka, Flagler	1
99, Unknown	1
Alanson, Bay	1
Aollywoss, Dade	1
Boca Raton, Unknown	1
Bohealia, Lee	1
Blowing Rock, Polk	1
Belleair, Hillsborough	1
Dorchester, Orange	1
Estero, Collier	1
Fanning Springs, Levy	1
Felton, Manatee	1
Deland, Polk	1
Cumberland, Palm Beach	1
Dade City, Hillsborough	1
Dallas, Lee	1
De Leon Springs, Putnam	1
Dearborn, Lee	1
Clear Brook, Lee	1
Charlotte, Pasco	1
Crestview, Holmes	1
College Station, Lake	1
Columbus, Brevard	1
Cookeville, Seminole	1
Venice, Unknown	1
Westbrook, Dade	1
Wichita, Volusia	1
Washington, Unknown	1
Wells, Polk	1
Zolfo Springs, Polk	1
Yukon, Broward	1

COVID-19: characteristics of 2,155,319 Florida resident cases

Data through Apr 22, 2021 verified as of Apr 23, 2021 at 09:25 AM

Data in this report are provisional and subject to change.

The table below includes the cities and counties of residence for cases in Florida residents based on the patient's ZIP Code. Note that city is not always received as part of the initial notification and may be missing while the case is being investigated.

City and county	Cases
Winder Garden, Orange	1
Windermere, Leon	1
Windermere, Osceola	1
Windermere, Seminole	1
Winter Garden, Broward	1
Winter Garden, Pinellas	1
Winter Park, Broward	1
Shelton, Manatee	1
Sarasota, Flagler	1
Saxis, Lee	1
Schenectady, Polk	1
Sebring, Lee	1
Saint Petersburg, St. Lucie	1
Sandford, Seminole	1
Rye, Duval	1
Saint Cloud, Unknown	1
Saint Johns, Unknown	1
Sun City Center, Hardee	1
Sodus, Charlotte	1
Spring Hill , Hernando	1
Spring Hill, Dade	1
Starke, Clay	1
Stone Mountain, Palm Beach	1
Tulsa, Orange	1
Tiffin, Highlands	1
Tallahassee, Duval	1
Tallahassee, Unknown	1
Tampa, Palm Beach	1
Tavares, Marion	1
Temple Terrace, Pasco	1
Port Everglades, Broward	1
Plantation, Orange	1
Pompano Beach, Martin	1
Peoria, Unknown	1
Potomac, Palm Beach	1
Rex, Duval	1
Orange City, Seminole	1
Orange Park , Duval	1
Orem, Broward	1
Orlando, Columbia	1
Orlando, Indian River	1
Orlando, Sarasota	1
Parker, Dade	1
Parker, Leon	1
Palm Coast, Polk	1
Oviedo, Brevard	1
Pacifica, Dade	1
New Orleans, Palm Beach	1
Newark, Broward	1
Newburgh, Bay	1
Old Town, Alachua	1
Omaha, Palm Beach	1
Ona, Manatee	1
Oooooo, Unknown	1
Ocoee, Osceola	1
Okeechobee, Broward	1
North Pole, Seminole	1
North Port, Lee	1
Navarre, Dade	1

COVID-19: characteristics of 2,155,319 Florida resident cases

Data through Apr 22, 2021 verified as of Apr 23, 2021 at 09:25 AM

Data in this report are provisional and subject to change.

The table below includes the cities and counties of residence for cases in Florida residents based on the patient's ZIP Code. Note that city is not always received as part of the initial notification and may be missing while the case is being investigated.

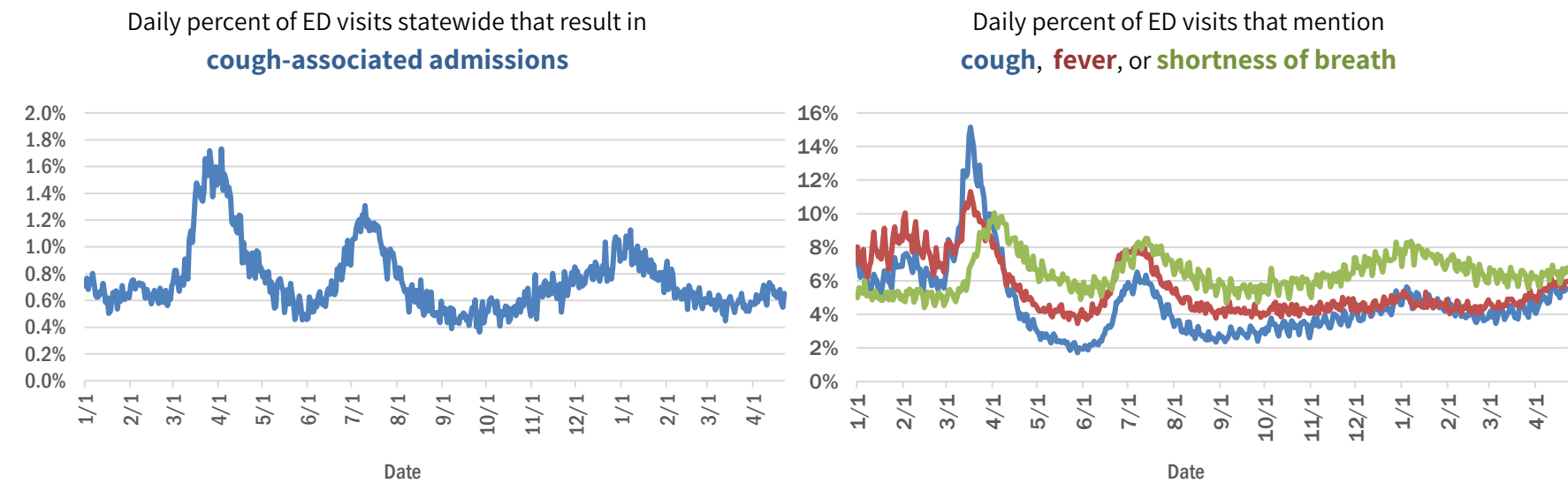
City and county	Cases
Middlesburg, Duval	1
Davenport, Orange	1
Daytona Beach, Unknown	1
Deland, St. Lucie	1
Deltona, Orange	1
Columbus, Dade	1
Conway, Leon	1
Coventry, Broward	1
Cuttler Bay, Dade	1
Cypress, Leon	1
East Hampton, Palm Beach	1
Fort Myers-, Lee	1
Fort Pierce, Unknown	1
Fort Myers, Manatee	1
Foley, Escambia	1
Altoona, Marion	1
Anaheim, Unknown	1
Argyle, Walton	1
Athens, Duval	1
Bal Harbor, Dade	1
Bogota, Orange	1
Bradenton, Dade	1
Bradenton, Osceola	1
Bridgeport, Dade	1
Bronx, Palm Beach	1
Cambridge, Broward	1
Clermont, Seminole	1
Clermont, Volusia	1
Clewiston, Glades	1
Cartersville, Unknown	1
Coconut Creek, Dade	1
Littleton, Dade	1
Los Angeles Ca, Unknown	1
Los Angeles, Hardee	1
Leesburg, Marion	1
Lehigh Acres, Dade	1
Lewisburg, Pasco	1
Largo, Unknown	1
Miami, Manatee	1
Miami Beach, Broward	1
Macdill Air Force Base, Hillsborough	1
Manchester, Okaloosa	1
Margate, Dade	1
Marshall, Dade	1
Mary Esther, Unknown	1
Medford, Palm Beach	1
Gainesville, Duval	1
Granada Hills, Broward	1
Guilford, Dade	1
Hailandale, Unknown	1
Harrison, Pinellas	1
Holly Ridge, Orange	1
Homeless, Polk	1
Homosassa, Hernando	1
Homossassa, Citrus	1
Jerusalem, St. Johns	1
Lake City, Hamilton	1
La Grange, Dade	1
Total	2,155,319

COVID-19: additional surveillance information

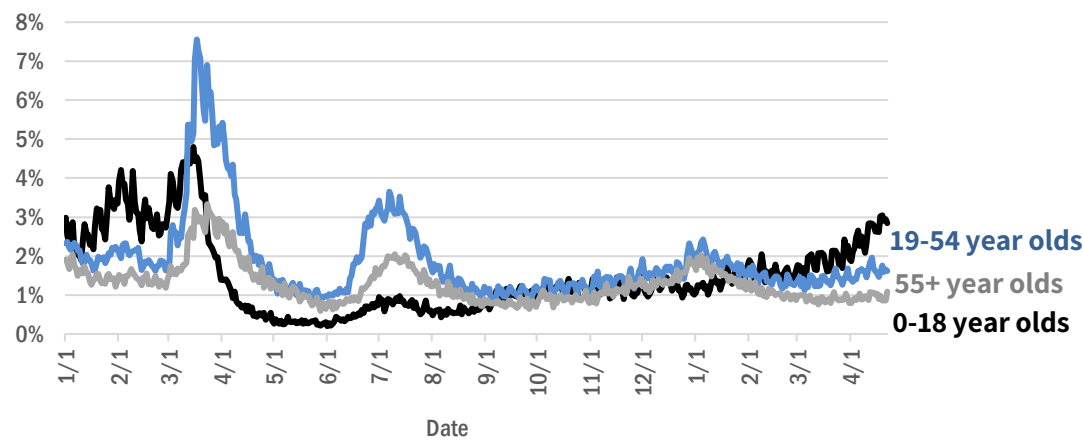
Data through Apr 22, 2021 verified as of Apr 23, 2021 at 09:25 AM

Data in this report are provisional and subject to change.

Statewide emergency department (ED) chief complaint and admission data



Daily percent of ED visits statewide that mention cough by age group



The Electronic Surveillance System for the Early Notification of Community-Based Epidemics (ESSENCE-FL) includes chief complaint data from 211 of 211 Florida EDs. Data are transmitted electronically to ESSENCE-FL daily or hourly.

COVID-19: testing by laboratory

Data through Apr 22, 2021 verified as of Apr 23, 2021 at 09:25 AM

Data in this report are provisional and subject to change.

The numbers in the table below represent the number of Florida and non-Florida residents for whom test results were received by the Department of Health. A person can be tested by more than one laboratory and can have both positive and negative results. **Therefore, the sum of the numbers in each column will be larger than the total number of people tested.**

Reporting lab	Inconclusive	Negative	Positive	Percent positive	Total
CURATIVE LABS	16,010	1,743,265	273,047	13%	2,032,322
LABORATORY CORPORATION OF AMERICA	2,633	1,685,156	229,390	12%	1,917,179
QUEST DIAGNOSTICS	12,189	1,415,388	208,160	13%	1,635,737
BIO REFERENCE LABORATORIES, INC	7,569	971,250	187,690	16%	1,166,509
HELIX	10,102	731,247	128,660	15%	870,009
REALTOX LABS LLC	6,894	622,309	102,388	14%	731,591
NOMI_HEALTH	3,367	551,278	76,763	12%	631,408
RCA LABORATORY SERVICES, LLC/GENETWORX		478,393	53,566	10%	531,959
GENETWORX	661	390,598	32,996	8%	424,255
PALM BEACH BALLPARK		353,850	40,080	10%	393,930
CDR MAGUIRE - HEALTH CARE CENTER		338,621	51,562	13%	390,183
PWNHEALTH	2,053	296,530	41,179	12%	339,762
IMPACT HEALTH BIOMETRIC TESTING, INC	1,047	232,417	28,093	11%	261,557
EAST FLORIDA STATE COLLEGE - BREVARD		212,886	26,986	11%	239,872
BPHL-JACKSONVILLE	18	200,972	34,546	15%	235,536
ADVENTHEALTH LAB	99	184,742	23,739	11%	208,580
FULGENT DIAGNOSTICS LABORATORY	4,064	180,060	20,666	10%	204,790
NOMI HEALTH LAB SERVICES		172,679	19,995	10%	192,674
BPHL-MIAMI	225	163,227	27,424	14%	190,876
MAKO GENOMICS	8,243	146,676	27,066	15%	181,985
CB SMITH PARK		150,114	18,792	11%	168,906
MAYO CLINIC LABORATORIES	342	144,487	17,842	11%	162,671
BAYCARE LABORATORIES LLC	658	146,195	12,395	8%	159,248
ELABNETWORK	1,059	139,385	11,973	8%	152,417
AEGIS SCIENCES CORPORATION	1,304	129,473	21,045	14%	151,822
MEMORIAL REGIONAL HOSPITAL SOUTH	31	124,922	25,210	17%	150,163
ORLANDO HEALTH SYSTEM	686	131,251	13,304	9%	145,241
ASCENSION SACRED HEART HOSPITAL - PENSACOLA	2	118,480	18,117	13%	136,599
BIOCOLLECTIONS WORLDWIDE, INC	763	116,030	13,822	11%	130,615
NORTHWEST LABORATORY	247	121,118	6,478	5%	127,843
AKESOGEN		101,647	19,729	16%	121,376
TESTING MATTERS INC	1,175	100,446	18,591	15%	120,212
ADVENT HEALTH LAB	112	101,258	13,955	12%	115,325
MEDICAL DIAGNOSTIC LABORATORIES	977	98,610	14,221	12%	113,808
BPHL-TAMPA (SPECTRUM BLVD)	46	94,672	17,535	16%	112,253
UF HEALTH MEDICAL LAB	33	102,160	9,688	9%	111,881
TAMPA GENERAL HOSPITAL	4	100,195	9,599	9%	109,798
DIATHERIX LABORATORIES (VRL EUROFINS)	1	89,036	13,158	13%	102,195
BAPTIST HEALTH SOUTH FLORIDA	392	87,096	13,062	13%	100,550
KORVALABS, INC	1,285	92,136	4,715	5%	98,136
SUNPATH MEDICAL DIAGNOSTICS LABORATORY	841	79,954	12,336	13%	93,131
ASCENSION ST VINCENT'S - RIVERSIDE	2	75,578	10,466	12%	86,046
LAKELAND REGIONAL MEDICAL CENTER	257	73,162	9,447	11%	82,866
SOUTH MIAMI HOSPITAL LAB	465	72,055	10,111	12%	82,631
JACKSON MEMORIAL HOSPITAL CLINICAL LAB	79	69,411	12,135	15%	81,625
INGENIOUS PERSONALIZED MEDICINE	241	60,765	12,289	17%	73,295
UF HEALTH SHANDS HOSPITAL	527	66,511	4,755	7%	71,793

COVID-19: testing by laboratory

Data through Apr 22, 2021 verified as of Apr 23, 2021 at 09:25 AM

Data in this report are provisional and subject to change.

The numbers in the table below represent the number of Florida and non-Florida residents for whom test results were received by the Department of Health. A person can be tested by more than one laboratory and can have both positive and negative results. **Therefore, the sum of the numbers in each column will be larger than the total number of people tested.**

Reporting lab	Inconclusive	Negative	Positive	Percent positive	Total
AMERICAN HEALTH ASSOCIATES	9	63,863	5,322	8%	69,194
MINUTECLINIC LLC		57,884	9,898	15%	67,782
APPLIED INGENUITY DIAGNOSTICS LLC		61,482	3,117	5%	64,599
AIT LABORATORIES		55,208	6,799	11%	62,007
BAPTIST HEALTH - JACKSONVILLE	4	54,352	4,146	7%	58,502
GENESIS REFERENCE LABORATORIES		51,823	5,454	10%	57,277
ADVENTIST HEALTH SYSTEMS SUNBELT INC DBA		48,416	6,234	11%	54,650
ARUP LABORATORIES	16	50,109	2,927	6%	53,052
SARASOTA MEMORIAL HOSPITAL MAIN LAB	12	48,792	4,106	8%	52,910
TALLAHASSEE MEMORIAL HOSPITAL	241	46,956	5,604	11%	52,801
BROWARD GENERAL MEDICAL CENTER-CLINICAL LAB	2	45,928	5,030	10%	50,960
NICKLAUS CHILDREN'S HOSPITAL	74	44,991	5,714	11%	50,779
FLORIDA HOSPITAL - TAMPA	37	44,954	3,582	7%	48,573
DWIC OF TAMPA BAY INC		40,693	5,457	12%	46,150
VIRACOR EUROFINs		35,970	9,844	21%	45,814
AMELIA EARHART		38,688	6,368	14%	45,056
MEDFAST URGENT CARE CENTERS, LLC	20	38,766	5,920	13%	44,706
MILLENNIUM PHYSICIAN GROUP	17	37,113	7,288	16%	44,418
UNIVERSITY OF MIAMI HOSPITAL	153	39,358	3,929	9%	43,440
LEE HEALTH - CAPE CORAL HOSPITAL	3	37,204	5,958	14%	43,165
UF HEALTH JACKSONVILLE	60	37,526	4,236	10%	41,822
INTEGRATED REGIONAL LABORATORIES LLP	13	36,027	5,060	12%	41,100
ECCO LAB GROUP CO	540	34,939	4,751	12%	40,230
ORANGE COUNTY CONVENTION CENTER		33,330	3,718	10%	37,048
MOUNT SINAI MEDICAL CENTER	13	33,231	3,530	10%	36,774
NORTH FLORIDA REGIONAL MEDICAL CENTER		32,812	3,658	10%	36,470
WALGREENS	38	30,184	5,576	16%	35,798
MIAMI DADE COUNTY		32,091	3,527	10%	35,618
ST JOSEPHS HOSPITAL LABORATORY	23	31,355	3,915	11%	35,293
BRANDON REGIONAL HOSPITAL		31,209	4,053	11%	35,262
NIGHT LITE PEDIATRIC CENTER LLC		31,489	3,321	10%	34,810
STS LAB 2 LLC	6	32,221	1,758	5%	33,985
GENESIS MEDICAL LABORATORY	462	28,372	5,020	15%	33,854
JUPITER MEDICAL CENTER LAB	87	30,317	2,938	9%	33,342
JFK MEDICAL CENTER LAB	1	28,195	3,554	11%	31,750
PALMETTO GENERAL HOSPITAL LAB	3	26,149	5,035	16%	31,187
HOLY CROSS HOSPITAL CLINICAL LAB	1	28,270	2,664	9%	30,935
WATSON CLINIC LLP		24,743	5,753	19%	30,496
AVENTUS BIO LABS	16	25,656	3,565	12%	29,237
MIAMI BEACH CONVENTION CENTER		25,416	2,040	7%	27,456
MALABAR MEDICAL WALK IN CLINIC	1	22,936	4,480	16%	27,417
INFINITY BIOLOGIX LLC (GINKO BIOWORKS)	112	25,954	1,221	4%	27,287
HEALTHLINK DIAGNOSTIC LABORATORIES	296	24,534	2,452	9%	27,282
CLEVELAND CLINIC TRADITION HOSPITAL		24,463	1,930	7%	26,393

COVID-19: testing by laboratory

Data through Apr 22, 2021 verified as of Apr 23, 2021 at 09:25 AM

Data in this report are provisional and subject to change.

The numbers in the table below represent the number of Florida and non-Florida residents for whom test results were received by the Department of Health. A person can be tested by more than one laboratory and can have both positive and negative results. **Therefore, the sum of the numbers in each column will be larger than the total number of people tested.**

Reporting lab	Inconclusive	Negative	Positive	Percent positive	Total
CLEVELAND CLINIC HOSPITAL LAB	4	23,453	2,582	10%	26,039
ACCESS DX LABORATORY	229	23,430	2,138	8%	25,797
MORTON PLANT HOSPITAL-ADLER INSTITUTE	26	22,579	2,783	11%	25,388
SAINT MARY'S MEDICAL CENTER	27	21,768	2,421	10%	24,216
LAB DIAGNOSTICS LLC	397	18,303	5,370	22%	24,070
DRS CLACK SPENCER WHITE & MCCORMACK PA D/B/A		21,784	2,144	9%	23,928
PANCARE OF FLORIDA INC		21,018	2,539	11%	23,557
UNITED CLINICAL LABORATORY LLC	3	20,809	2,723	12%	23,535
BAYFRONT HEALTH - ST PETERSBURG	17	19,962	2,625	12%	22,604
STATLAB_MOBILE	1	20,511	2,061	9%	22,573
NAPLES COMMUNITY HOSPITAL	74	19,934	2,064	9%	22,072
PATIENTS FIRST LAKE ELLA MEDICAL CENTER PA		18,314	3,307	15%	21,621
ADVENT HEALTH - DAYTONA BEACH	32	18,890	1,755	8%	20,677
EXACT SCIENCES LABORATORIES	1	18,177	2,308	11%	20,486
LEESBURG REGIONAL MEDICAL CENTER		17,978	2,450	12%	20,428
OSCEOLA REGIONAL MEDICAL CENTER	1	17,839	2,469	12%	20,309
HOMESTEAD HOSPITAL CLINICAL LABORATORY	27	16,740	3,526	17%	20,293
CLARITY LAB SOLUTIONS	110	18,029	2,116	10%	20,255
LAWNWOOD REGIONAL MEDICAL CENTER	1	17,591	2,399	12%	19,991
SYNERGY DIAGNOSTIC LABORATORY	98	17,385	2,398	12%	19,881
NORTHWEST MEDICAL CENTER	1	17,221	2,367	12%	19,589
MEMORIAL HOSPITAL JACKSONVILLE	8	16,676	2,869	15%	19,553
VISTA CLINICAL DIAGNOSTICS	491	16,371	2,058	11%	18,920
ORANGE PARK MEDICAL CENTER	9	15,936	2,810	15%	18,755
BETHESDA HOSPITAL EAST		16,843	1,645	9%	18,488
INDIAN RIVER PATHOLOGY LLC		17,012	1,311	7%	18,323
OAK HILL HOSPITAL		16,281	1,978	11%	18,259
DELRAY MEDICAL CENTER LAB	3	16,359	1,782	10%	18,144
MEMORIAL REGIONAL HOSPITAL CLINICAL LABORATORY	10	16,559	1,091	6%	17,660
HEALTH CENTER AT SINAI RESIDENCES		16,926	506	3%	17,432
WEST KENDALL BAPTIST HOSPITAL	14	14,214	3,204	18%	17,432
ADVENTHEALTH CENTRA CARE LAKE BUENA VISTA		15,219	2,081	12%	17,300
BAPTIST HEALTH - SOUTH		15,910	1,302	8%	17,212
BIOCERNA LABS	461	14,582	2,112	12%	17,155
ACCESS MEDICAL LABORATORIES	4	8,756	8,334	49%	17,094
LABS ASAP LLC		15,488	1,558	9%	17,046
NEMOURS CHILDRENS HOSPITAL	1	15,775	986	6%	16,762
THE HEALTHCARE DISTRICT OF PALM BEACH COUNTY	51	14,633	2,063	12%	16,747
LARGO MEDICAL CENTER		14,956	1,783	11%	16,739
WINTER HAVEN HOSPITAL CLINICAL LABORATORY	4	14,169	2,505	15%	16,678
MEDRITE MEDICAL CARE, PC	6,840	8,930	874	5%	16,644
MOLECULAR INFECTIOUS DISEASES	641	15,130	710	4%	16,481
FULGENT DIAGNOSTICS	171	15,215	998	6%	16,384
WELLINGTON REGIONAL MED CTR LAB	6	14,468	1,798	11%	16,272
MEDICAL CENTER OF TRINITY CLINICAL LABORATORY	2	14,519	1,650	10%	16,171

COVID-19: testing by laboratory

Data through Apr 22, 2021 verified as of Apr 23, 2021 at 09:25 AM

Data in this report are provisional and subject to change.

The numbers in the table below represent the number of Florida and non-Florida residents for whom test results were received by the Department of Health. A person can be tested by more than one laboratory and can have both positive and negative results. **Therefore, the sum of the numbers in each column will be larger than the total number of people tested.**

Reporting lab	Inconclusive	Negative	Positive	Percent positive	Total
PALMS WEST HOSPITAL LAB	2	13,913	2,111	13%	16,026
UHEALTH CORAL GABLES/LENNAR MED CTR	53	14,863	1,086	7%	16,002
BAPTIST HEALTHCARE - BAPTIST HOSPITAL	6	12,695	3,288	21%	15,989
PRIVA PATH LABS	82	14,747	1,010	6%	15,839
LEE HEALTH - LEE MEMORIAL HOSPITAL		12,096	3,733	24%	15,829
NATIONWIDE LABORATORY SERVICES INC	542	13,271	1,803	12%	15,616
WEST FLORIDA HOSPITAL LAB	1	12,347	3,127	20%	15,475
MERCY HOSPITAL A CAMPUS OF PLANTATION GEN HOSP LAB	1	12,995	2,280	15%	15,276
WESTSIDE REGIONAL MED CTR	2	13,028	2,214	15%	15,244
GOOD SAMARITAN MEDICAL CENTER LAB	2	13,264	1,894	12%	15,160
CARDIOPATH	84	12,965	1,907	13%	14,956
REGIONAL MEDCIAL CENTER BAYONET POINT	2	13,724	1,194	8%	14,920
NONA SCIENTIFIC	5	11,535	3,168	22%	14,708
THE VILLAGES REGIONAL HOSPITAL		13,266	1,420	10%	14,686
INDIAN RIVER MEDICAL CENTER LAB		13,669	852	6%	14,521
GULF COAST MEDICAL CENTER MICROLAB		11,405	3,021	21%	14,426
AVENTURA HOSPITAL LAB		11,532	2,613	18%	14,145
CORAL GABLES HOSPITAL CLINICAL LABORATORY		11,981	2,082	15%	14,063
BAPTIST HEALTH SOUTH FLORIDA - WEST KENDALL URGENT CARE		11,539	2,260	16%	13,799
PRECISION HEALTH RESOURCES LLC		12,785	890	7%	13,675
CAPITAL REGIONAL MEDICAL CTR		11,206	2,468	18%	13,674
BLAKE MEDICAL CENTER		12,016	1,598	12%	13,614
WEST BOCA MEDICAL CENTER LAB		12,623	983	7%	13,606
HALIFAX MEDICAL CENTER LAB	38	11,493	2,003	15%	13,534
MANATEE MEMORIAL HOSPITAL		12,182	1,103	8%	13,285
LEE HEALTH - HEALTH PARK MEDICAL CENTER		11,215	2,062	16%	13,277
ST ANTHONY'S HOSPITAL LAB	30	11,518	1,626	12%	13,174
PALM BEACH GARDENS MEDICAL CTR LAB		11,767	1,265	10%	13,032
PHYSICIANS REGIONAL MEDICAL CENTER - PINE RIDGE RD	1	11,300	1,254	10%	12,555
FLORIDA LABORATORY ANALYSIS		11,011	1,538	12%	12,549
GENOVA DIAGNOSTICS LABORATORY	70	11,349	1,121	9%	12,540
ST JOSEPHS HOSPITAL	18	10,705	1,810	14%	12,533
PLANTATION GENERAL HOSPITAL		10,610	1,912	15%	12,522
LAKE CITY MEDICAL CENTER		10,148	2,312	19%	12,460
PATHNOSTICS	45	9,920	2,456	20%	12,421
FLORIDA HOSPITAL HEARTLAND MED CTR CLINICAL LAB	33	10,848	1,529	12%	12,410
CernerELR_Advent		10,882	1,501	12%	12,383
LARKIN COMMUNITY HOSPITAL	10	10,656	1,562	13%	12,228
LEE DAVIS COMMUNITY RESOURCE CENTER		10,374	1,800	15%	12,174
LAKE CITY HM		11,147	988	8%	12,135
BINAXNOW	9	9,181	2,909	24%	12,099
PWN HEALTH	17	9,953	2,080	17%	12,050
FLORIDA MEDICAL CENTER - A CAMPUS OF NORTH SHORE	2	10,551	1,445	12%	11,998
FLORIDA HOSPITAL WATERMAN LABORATORY	70	10,997	863	7%	11,930
ADVENTHEALTH CENTRA CARE WATERFORD LAKES		9,920	1,954	16%	11,874
COAST DIAGNOSTICS LLC	47	10,533	1,266	11%	11,846
CENTRAL FLORIDA REGIONAL HOSPITAL		10,550	1,243	11%	11,793

COVID-19: testing by laboratory

Data through Apr 22, 2021 verified as of Apr 23, 2021 at 09:25 AM

Data in this report are provisional and subject to change.

The numbers in the table below represent the number of Florida and non-Florida residents for whom test results were received by the Department of Health. A person can be tested by more than one laboratory and can have both positive and negative results. **Therefore, the sum of the numbers in each column will be larger than the total number of people tested.**

Reporting lab	Inconclusive	Negative	Positive	Percent positive	Total
EXPRESS GENE MOLECULAR DIAGNOSTICS LABORATORY	1	10,198	1,547	13%	11,746
ST MARKS HOSPITAL LABORATORY B	78	10,627	1,002	9%	11,707
VIKOR SCIENTIFIC	49	9,747	1,862	16%	11,658
ADVENT HEALTH - WESLEY CHAPEL	14	10,519	1,098	9%	11,631
DOCTORS HOSPITAL	7	9,740	1,819	16%	11,566
MEASE COUNTRYSIDE LAB	14	10,243	1,299	11%	11,556
NORTHSIDE HOSPITAL AND HEART INSTITUTE		10,392	1,134	10%	11,526
FAU		10,514	948	8%	11,462
JOHNS HOPKINS ALL CHILDREN'S HOSPITAL		10,670	711	6%	11,381
CORAL SPRINGS MED CTR		10,176	1,107	10%	11,283
AMERICAN FAMILY CARE	1	6,720	4,532	40%	11,253
SARKIS CLINICAL TRIALS	25	9,865	1,350	12%	11,240
FLORIDA HOSPITAL DELAND	10	9,864	1,331	12%	11,205
HEALTHQUEST ESOTERICS		9,573	1,606	14%	11,179
BAPTIST HEALTH SOUTH FLORIDA - COUNTRY WALK URGENT CARE		9,173	1,940	17%	11,113
LEON MEDICAL CENTERS LLC		8,830	2,215	20%	11,045
ADVENTHEALTH CENTRA CARE ST CLOUD	1	9,370	1,557	14%	10,928
NCF DIAGNOSTICS & DNA TECHNOLOGIES LAB	167	10,114	545	5%	10,826
WEST PALM HOSPITAL LAB		9,986	826	8%	10,812
SYNERGY LABORATORIES	34	9,353	1,193	11%	10,580
GENE BY GENE, GENOMICS RESEARCH CENTER LAB	44	9,797	655	6%	10,496
LARKIN COMMUNITY HOSPITAL INC DBA CARDIOTROPIC		6,819	3,620	35%	10,439
LABSTAT LLC	23	9,880	479	5%	10,382
H LEE MOFFITT CANCER CENTER LABORATORY	3	10,033	269	3%	10,305
MEDARBOR DIAGNOSTICS	1	9,094	1,155	11%	10,250
FLORIDA HOSPITAL FLAGLER	29	9,269	945	9%	10,243
OCALA REGIONAL MEDICAL CENTER		8,981	1,261	12%	10,242
AVECINA MEDICAL	4	6,205	3,934	39%	10,143
BROWARD HEALTH NORTH CLINICAL LABORATORY		8,990	1,119	11%	10,109
P4 CLINICAL, LLC	205	8,754	988	10%	9,947
NORTH SHORE MEDICAL CENTER		8,283	1,624	16%	9,907
SRQ DRIVE THROUGH☐		8,944	905	9%	9,849
FLORIDA HOSPITAL OF CARROLLWOOD	23	8,420	1,378	14%	9,821
AVECINA	20	9,008	705	7%	9,733
LEE HEALTH - GULF COAST MEDICAL CENTER	2	7,945	1,783	18%	9,730
FLORIDA HOSPITAL ZEPHYRHILLS	10	8,626	1,086	11%	9,722
PALM BEACH BALL PARK		8,607	1,032	11%	9,639
BOSTON HEART DIAGNOSTICS CORP		8,425	1,210	13%	9,635
ADVENTHEALTH CENTRA CARE CLERMONT		8,201	1,308	14%	9,509
NCH DOWNTOWN NAPLES HOSPITAL	17	8,698	763	8%	9,478
INDIAN RIVER MEDICAL CENTER		8,384	1,092	12%	9,476
ADVENTHEALTH CENTRA CARE UNIVERSITY	1	8,356	1,105	12%	9,462
SANTA ROSA MEDICAL CENTER	2	7,924	1,520	16%	9,446
FLORIDA HOSPITAL OCALA		8,327	1,066	11%	9,393
BAPTIST HEALTH - BEACHES		8,684	677	7%	9,361
ANNE BATES LEACH EYE HOSPITAL/ ABLEH MICROBIOLOGY LABORATORY	9	9,188	129	1%	9,326
ADVENTHEALTH CENTRA CARE WINTER PARK		8,291	964	10%	9,255

COVID-19: testing by laboratory

Data through Apr 22, 2021 verified as of Apr 23, 2021 at 09:25 AM

Data in this report are provisional and subject to change.

The numbers in the table below represent the number of Florida and non-Florida residents for whom test results were received by the Department of Health. A person can be tested by more than one laboratory and can have both positive and negative results. **Therefore, the sum of the numbers in each column will be larger than the total number of people tested.**

Reporting lab	Inconclusive	Negative	Positive	Percent positive	Total
ADVENTHEALTH CENTRA CARE WINTER GARDEN	1	8,161	1,063	12%	9,225
INFORM DIAGNOSTICS, INC		8,602	516	6%	9,118
BAPTIST HEALTH SOUTH FLORIDA - MIAMI LAKES URGENT CARE		7,169	1,944	21%	9,113
CLEVELAND CLINIC MARTIN SOUTH HOSPITAL	1	8,108	967	11%	9,076
CLEVELAND CLINIC MARTIN NORTH HOSPITAL		8,094	970	11%	9,064
MEMORIAL HOSPITAL WEST LABORATORY SERVICES	14	8,209	802	9%	9,025
BAYCARE COMMUNITY HEALTH		8,792	199	2%	8,991
CERNERELR_BAYCARE	43	8,320	616	7%	8,979
SOUTH BAY HOSPITAL CLINICAL LAB	1	7,969	946	11%	8,916
MEMORIAL HOSPITAL MICRO		8,328	585	7%	8,913
NCH NORTH NAPLES HOSPITAL	9	7,984	817	9%	8,810
PARAMOUNT URGENT CARE	4	5,368	3,421	39%	8,793
ADVENTHEALTH CENTRA CARE LAKELAND	1	7,572	1,194	14%	8,767
ST LUCIE MEDICAL CENTER		7,155	1,603	18%	8,758
KD MEDICAL CHOICE LLC	5	7,929	770	9%	8,704
POINCIANA MEDICAL CENTER		6,806	1,822	21%	8,628
WEST MARION COMMUNITY HOSPITAL LAB		7,152	1,370	16%	8,522
ADVENTHEALTH CENTRA CARE LEE ROAD		7,570	912	11%	8,482
QDX PATHOLOGY SERVICES	2	7,945	422	5%	8,369
LAKEWOOD RANCH MEDICAL CENTER		7,679	650	8%	8,329
ISPM LABS, LLC DBA CAPSTONE DIAGNOSTICS, LLC		7,922	400	5%	8,322
AVECINA MEDICAL OAKLEAF	3	6,977	1,330	16%	8,310
FLORIDA HOSPITAL FISH MEMORIAL	19	7,066	1,222	15%	8,307
ADVENTHEALTH CENTRA CARE HUNTERS CREEK	3	7,167	1,106	13%	8,276
UNIVERSITY HOSPITAL AND MEDICAL CENTER		6,849	1,361	17%	8,210
CERNERELR_BAPTISTMIAMI	31	7,313	862	11%	8,206
LEE HEALTH CONVENIENT CARE - PAGE FIELD		7,284	907	11%	8,191
ATLANTIS URGENT CARE	12	6,396	1,749	21%	8,157
ADVENTHEALTH CENTRA CARE SANFORD		7,135	993	12%	8,128
MORTON PLANT-MEASE	5	7,284	791	10%	8,080
ADVENTHEALTH CENTRA CARE DR PHILLIPS		7,233	810	10%	8,043
BAYFRONT HEALTH - PORT CHARLOTTE		7,413	616	8%	8,029
ARCPOINT LABS OF FORT MYERS	5	7,020	940	12%	7,965
BAPTIST HEALTH SOUTH FLORIDA - WESTCHESTER URGENT CARE		6,523	1,393	18%	7,916
ADVENTHEALTH CENTRA CARE LAKE MARY	2	6,800	1,017	13%	7,819
HIALEAH HOSPITAL	4	6,068	1,711	22%	7,783
ADVENTHEALTH CENTRA CARE APOPKA	1	6,667	1,109	14%	7,777
EMERALD COAST URGENT CARE		6,107	1,667	21%	7,774
ADVENTHEALTH CENTRA CARE MOUNT DORA		6,532	1,171	15%	7,703
ADVENTIST HEALTH SYSTEMS, SUNBELT INC		6,639	1,043	14%	7,682
BAPTIST HEALTH SOUTH FLORIDA - DORAL URGENT CARE		6,136	1,485	19%	7,621
ADVENTHEALTH CENTRA CARE KISSIMMEE		6,830	773	10%	7,603
SPORTS DRUG TESTING LABORATORY	132	7,253	202	3%	7,587
NCH NORTH NAPLES HOSPITAL LAB	15	6,733	830	11%	7,578
MINUTECLINIC LLC		6,374	1,102	15%	7,476
ADVENTHEALTH EXPRESS CARE		6,184	1,292	17%	7,476
OVIEDO MEDICAL CENTER		6,717	756	10%	7,473

COVID-19: testing by laboratory

Data through Apr 22, 2021 verified as of Apr 23, 2021 at 09:25 AM

Data in this report are provisional and subject to change.

The numbers in the table below represent the number of Florida and non-Florida residents for whom test results were received by the Department of Health. A person can be tested by more than one laboratory and can have both positive and negative results. **Therefore, the sum of the numbers in each column will be larger than the total number of people tested.**

Reporting lab	Inconclusive	Negative	Positive	Percent positive	Total
EGLIN AIR FORCE BASE	14	5,713	1,706	23%	7,433
BAPTIST HEALTH - NASSAU		7,002	366	5%	7,368
COMMUNITY HEALTH CENTERS OF PINELLAS INC	2	5,894	1,371	19%	7,267
MEDEXPRESS URGENT CARE OF BOYNTON BEACH LLC		6,663	592	8%	7,255
ADVENTHEALTH CENTRA CARE ALTAMONTE		6,286	910	13%	7,196
HOLIDAY CVS LLC		6,800	396	6%	7,196
MEDEXPRESS URGENT CARE	2	4,958	2,187	31%	7,147
IMPERIAL POINT MEDICAL CENTER		6,495	624	9%	7,119
EMPIRE CITY LABORATORIES INC	91	6,016	994	14%	7,101
ST PETERSBURG GENERAL HOSPITAL		6,052	1,031	15%	7,083
SUNCOAST PATHOLOGY ASSOCIATES		6,460	599	8%	7,059
AVERO DIAGNOSTICS - IRVING	11	6,565	476	7%	7,052
DYNIX DIAGNOSTIX		6,350	677	10%	7,027
MEDEXPRESS URGENT CARE HUDSON		5,944	973	14%	6,917
UNKNOWN	5	3,532	3,358	49%	6,895
LUMINUS DIAGNOSTICS		6,284	558	8%	6,842
ACUTIS DIAGNOSTICS	171	5,478	1,132	17%	6,781
ADVENTHEALTH CENTRA CARE AZALEA PARK		5,794	970	14%	6,764
CLINICAL REFERENCE LABORATORY	2	6,407	351	5%	6,760
ST JOSEPHS NORTH HOSPITAL LAB	7	5,737	994	15%	6,738
FORT WALTON BEACH MEDICAL CENTER		5,742	932	14%	6,674
AHCC WESLEY CHAPEL		5,894	778	12%	6,672
ADVENT HEALTH - HEART OF FLORIDA ER	1	5,731	900	14%	6,632
VISTA CLINICAL	8	3,893	2,717	41%	6,618
ADVENTHEALTH CENTRA CARE OVIEDO		5,681	927	14%	6,608
MINUTECLINIC LLC #1067		5,674	913	14%	6,587
WELLINGTON REGIONAL MEDICAL CENTER		6,045	534	8%	6,579
SOLARIS DIAGNOSTICS	11	5,962	591	9%	6,564
HOLMES REG MED CENTER CLINICAL LAB		5,816	709	11%	6,525
FLORIDA HOSPITAL NORTH PINELLAS	11	5,980	522	8%	6,513
MINUTECLINIC LLC #8396		5,462	954	15%	6,416
RAULERSON HOSPITAL		5,530	857	13%	6,387
MINUTECLINIC		5,426	927	15%	6,353
ANGEL KIDS PEDIATRICS		6,004	343	5%	6,347
FLORIDA COMMUNITY HEALTH CENTER		5,085	1,233	20%	6,318
MICROGEN DX	4	5,582	724	11%	6,310
MINUTECLINIC LLC #3703		5,132	1,168	19%	6,300
NORTHWEST FLORIDA COMMUNITY HOSPITAL	47	4,757	1,462	23%	6,266
BAPTIST HEALTH SOUTH FLORIDA - PEMBROKE PINES URGENT CARE		5,183	1,077	17%	6,260
ADVENTHEALTH CENTRA CARE LONGWOOD		5,355	788	13%	6,143
DOCTORS URGENT CARE LLC	1	5,000	1,124	18%	6,125
PARAMOUNT URGENT CARE INC	1	3,789	2,315	38%	6,105
FLORIDA FAMILY LABORATORY, INC DBA	49	5,583	468	8%	6,100
PUTNAM COMMUNITY MEDICAL CENTER		5,340	758	12%	6,098
ADVENTHEALTH CENTRA CARE SOUTH ORANGE		5,234	859	14%	6,093
PRO CLINIC		4,925	1,086	18%	6,011
LABORATORY OF FLORIDA LLC	41	5,433	517	9%	5,991

COVID-19: testing by laboratory

Data through Apr 22, 2021 verified as of Apr 23, 2021 at 09:25 AM

Data in this report are provisional and subject to change.

The numbers in the table below represent the number of Florida and non-Florida residents for whom test results were received by the Department of Health. A person can be tested by more than one laboratory and can have both positive and negative results. **Therefore, the sum of the numbers in each column will be larger than the total number of people tested.**

Reporting lab	Inconclusive	Negative	Positive	Percent positive	Total
ADVENTHEALTH CENTRA CARE ORANGE LAKE		5,226	748	13%	5,974
DOCTORS URGENT CARE OF LUTZ LLC	1	4,809	1,135	19%	5,945
COASTAL MED URGENT CARE		4,366	1,565	26%	5,931
SOUTH FLORIDA BAPTIST HOSPITAL MICRO	4	4,926	995	17%	5,925
ADVENTHEALTH CENTRA CARE PORT ORANGE		4,984	931	16%	5,915
BAYFRONT HEALTH - VENICE REGIONAL MEDICAL	1	5,374	537	9%	5,912
ALTRU DIAGNOSTICS INC	5	5,643	240	4%	5,888
PHARMCO RX	2	5,518	316	5%	5,836
URGENT CARE OF THE PALM BEACHES		4,830	996	17%	5,826
HEALTH FIRST ADVENTHEALTH CENTRA CARE - TITUSVILLE		4,921	887	15%	5,808
ADVENTHEALTH CENTRA CARE SAND LAKE		5,161	636	11%	5,797
PEDIATRIC HEALTH CARE ALLIANCE PA		5,255	485	8%	5,740
MEDEXPRESS URGENT CARE - GOLDEN GATE		4,998	678	12%	5,676
MEDEXPRESS URGENT CARE - ROYAL PALM BEACH		5,043	624	11%	5,667
MINUTE CLINIC LLC		4,890	758	13%	5,648
MEDEXPRESS URGENT CARE - ESTERO		5,030	596	11%	5,626
SUNRISE MEDICAL LABORATORIES	2	5,217	406	7%	5,625
MEDCOMP SCIENCES LLC	126	3,448	2,044	36%	5,618
ADVENTHEALTH CENTRA CARE LEESBURG		4,594	1,023	18%	5,617
MEDICAL DNA LABS LLC	3	5,100	489	9%	5,592
BAPTIST HEALTH - NORTH		4,461	1,123	20%	5,584
PALMS OF PASADENA HOSPITAL		4,984	577	10%	5,561
GENOSUR LLC	18	5,454	78	1%	5,550
URGENT CARE CURE	2	4,757	766	14%	5,525
BAPTIST HEALTH SOUTH FLORIDA - KENDALE LAKES URGENT CARE		4,443	1,047	19%	5,490
ESCAMBIA COMMUNITY CLINICS INC	8	4,146	1,305	24%	5,459
TROPICANA FIELD - LOT 2	19	4,935	494	9%	5,448
BAPTIST HEALTH SOUTH FLORIDA - CORAL SPRINGS URGENT CARE		4,659	774	14%	5,433
DOCTORS HOSPITAL OF SARASOTA CLINICAL LABORATORY		4,739	681	13%	5,420
THE CENTER FOR URGENT CARE	3	4,512	879	16%	5,394
WESTCHESTER HOSPITAL	23	4,390	978	18%	5,391
MEDEXPRESS URGENT CARE PALM BEACH GARDENS		4,894	494	9%	5,388
HEALTH FIRST ADVENTHEALTH CENTRA CARE GATEWAY	1	4,831	543	10%	5,375
BAPTIST HEALTH SOUTH FLORIDA - TAMIAMO TRAIL URGENT CARE		4,313	1,044	19%	5,357
TALLAHASSEE PRIMARY CARE ASSOCIATES		4,684	609	12%	5,293
PARAMOUNT URGENT CARE - WINDERMERE	2	3,511	1,776	34%	5,289
HIGHLANDS REGIONAL MEDICAL CENTER		4,416	852	16%	5,268
MARTIN HOSPITAL SOUTH LAB		4,966	293	6%	5,259
TRINITY SPRINGS		4,436	729	14%	5,165
MINUTECLINIC LLC # 0709		4,346	812	16%	5,158
BAPTIST HEALTH SOUTH FLORIDA - PINECREST URGENT CARE		4,367	728	14%	5,095
MEDEXPRESS URGENT CARE - LAKELAND		4,464	629	12%	5,093
BAPTIST HEALTH SOUTH FLORIDA - CORAL GABLES URGENT CARE		4,218	857	17%	5,075
BAPTIST HEALTH SOUTH FLORIDA - CORAL GABLES (UNIVERSITY) URGENT CARE		4,345	710	14%	5,055
BAYFRONT HEALTH - SEVEN RIVERS		4,605	445	9%	5,050
BAPTIST HEALTH SOUTH FLORIDA - PALMETTO BAY URGENT CARE		4,130	798	16%	4,928
BETHESDA HOSPITAL WEST		4,407	501	10%	4,908

COVID-19: testing by laboratory

Data through Apr 22, 2021 verified as of Apr 23, 2021 at 09:25 AM

Data in this report are provisional and subject to change.

The numbers in the table below represent the number of Florida and non-Florida residents for whom test results were received by the Department of Health. A person can be tested by more than one laboratory and can have both positive and negative results. **Therefore, the sum of the numbers in each column will be larger than the total number of people tested.**

Reporting lab	Inconclusive	Negative	Positive	Percent positive	Total
BAYFRONT HEALTH - BROOKSVILLE		4,345	530	11%	4,875
ADVENTHEALTH PROMPT CARE	2	3,588	1,284	26%	4,874
QUICK CARE MED PL	2	4,100	743	15%	4,845
ASCENSION SACRED HEART - EMERALD COAST		3,985	772	16%	4,757
FLAGLER HOSPITAL LABORATORY	8	3,654	1,076	23%	4,738
MEASE DUNEDIN HOSPITAL	5	4,215	514	11%	4,734
ADVENTHEALTH CENTRA CARE COLONIAL TOWN	2	4,172	515	11%	4,689
BAYFRONT HEALTH - SPRING HILL		4,254	388	8%	4,642
PREMIER URGENT CARE OF BREVARD LLC	4	4,056	580	13%	4,640
MEDIPATH LLC		4,128	505	11%	4,633
BAYFRONT HEALTH - PUNTA GORDA		4,272	351	8%	4,623
VENTURE MEDICAL OF FLORIDA LLC		4,265	351	8%	4,616
NIGHT LITE PEDIATRICS	4	3,346	1,260	27%	4,610
MOFFITT CANCER CENTER	6	4,495	100	2%	4,601
PREMIER MEDICAL	2	4,492	94	2%	4,588
DESOTO MEMORIAL HOSPITAL	3	3,776	790	17%	4,569
ADVENTHEALTH CENTRA CARE WINTER HAVEN	1	3,403	1,105	25%	4,509
MINUTECLINIC LLC #3463		3,752	753	17%	4,505
SPECTOR SCIENTIFIC LAB	15	3,476	998	22%	4,489
TWIN CITIES HOSPITAL	1	3,949	523	12%	4,473
HOLIDAY CVS LLC DBA CVS PHARMACY #5154		4,353	118	3%	4,471
MEMORIAL HOSPITAL- MIRAMAR	12	4,126	322	7%	4,460
ADVENTIST HEALTH SYSTEMS SUNBELT IN DBA		3,944	511	11%	4,455
ENGLEWOOD COMMUNITY HOSPITAL		4,058	394	9%	4,452
US BIOTEK LABORATORIES	15	4,018	369	8%	4,402
GENESIS DIAGNOSTICS		4,139	252	6%	4,391
ACCU REFERENCE MEDICAL LAB	9	3,577	800	18%	4,386
MEDEXPRESS URGENT CARE CAPE CORAL		3,749	623	14%	4,372
PALMS MEDICAL GROUP	5	2,981	1,384	32%	4,370
MINUTECLINIC LLC #3631		3,719	646	15%	4,365
MINUTECLINIC LLC 5852		3,709	614	14%	4,323
BAYA PHARMACY & URGENT CARE		3,197	1,118	26%	4,315
LAKESIDE MEDICAL CENTER		3,462	850	20%	4,312
DOCTORS TEST CENTERS		3,821	489	11%	4,310
MINUTECLINIC LLC #5253		3,559	736	17%	4,295
AMELIA URGENT CARE		2,649	1,629	38%	4,278
MINUTECLINIC LLC #5249		3,434	769	18%	4,203
ADVENTHEALTH CENTRA CARE		3,720	462	11%	4,182
BAYFRONTVENICEREGIONAL		4,012	143	3%	4,155
MEDEXPRESS URGENT CARE LEHIGH ACRES		3,508	564	14%	4,072
MINUTECLINIC LLC #5190		3,341	728	18%	4,069
NIGHT LITE PEDIATRICS URGENT CARE	1	3,417	649	16%	4,067
MINUTECLINIC LLC #3662		3,413	612	15%	4,025
MINUTECLINIC LLC #5854		3,332	690	17%	4,022
BAPTIST HEALTH SOUTH FLORIDA - DAVIE URGENT CARE		3,254	708	18%	3,962
MINUTECLINIC LLC # 3930		3,364	568	14%	3,932
ST. LUCIE MEDICAL CTR.		3,830	52	1%	3,882

COVID-19: testing by laboratory

Data through Apr 22, 2021 verified as of Apr 23, 2021 at 09:25 AM

Data in this report are provisional and subject to change.

The numbers in the table below represent the number of Florida and non-Florida residents for whom test results were received by the Department of Health. A person can be tested by more than one laboratory and can have both positive and negative results. **Therefore, the sum of the numbers in each column will be larger than the total number of people tested.**

Reporting lab	Inconclusive	Negative	Positive	Percent positive	Total
MINUTECLINIC LLC #1771		3,265	613	16%	3,878
MC DIAGNOSTIC OF CONNECTICUT, PC #2220		3,326	533	14%	3,859
ADVENT HEALTH - NEW SMYRNA		3,196	653	17%	3,849
BAPTIST HEALTH SOUTH FLORIDA - WESTON URGENT CARE		3,336	507	13%	3,843
PHYSICIANS REGIONAL MEDICAL CENTER - COLLIER BLVD	1	2,954	863	23%	3,818
LOWER KEYS MEDICAL CENTER		3,496	316	8%	3,812
SIPARADIGM LLC	58	3,472	261	7%	3,791
CARENOW URGENT CARE	1	2,322	1,444	38%	3,767
HEALTH FIRST ADVENTHEALTH CENTRA CARE COCOA		3,383	372	10%	3,755
SCION LAB SERVICES LLC	26	3,437	291	8%	3,754
EXACT SCIENCES LABORATORIES, LLC		3,439	311	8%	3,750
MINUTECLINIC LLC # 0514		3,274	470	13%	3,744
MINUTECLINIC LLC #7887		3,253	462	12%	3,715
PARAMOUNT URGENT CARE - ORLANDO		2,636	1,077	29%	3,713
MINUTECLINIC LLC #5214		3,184	525	14%	3,709
MINUTECLINIC LLC #7886		3,208	497	13%	3,705
MINUTECLINIC LLC #4458		3,114	587	16%	3,701
BARTOW REGIONAL MEDICAL CENTER	1	3,123	575	16%	3,699
PRECISION HEALTH SOLUTIONS		3,486	186	5%	3,672
MINUTECLINIC LLC #4415		3,115	548	15%	3,663
MINUTECLINIC LLC #7225		3,087	571	16%	3,658
ADVENTHEALTH CENTRA CARE KIDS LAKE MARY		3,381	274	7%	3,655
BRASHEAR'S VITAL CARE CORP		2,893	759	21%	3,652
STEWART ROCKLEDGE HOSPITAL	3	3,238	385	11%	3,626
PROHEALTH	3	2,036	1,586	44%	3,625
MINUTECLINIC LLC #3814		3,072	540	15%	3,612
CLARITY LAB SOLUTIONS LLC		3,608	4	0%	3,612
BAPTIST HEALTH SOUTH FLORIDA - BRICKELL URGENT CARE		2,982	626	17%	3,608
ADVENT HEALTH CENTRA CARE -WINTER PARK KIDS URGENT CARE	4	3,307	289	8%	3,600
AFC PHYSICIANS OF FLORIDA		2,761	817	23%	3,578
HEALTH FIRST ADVENTHEALTH CENTRA CARE MALABAR		3,224	353	10%	3,577
MEDEXPRESS URGENT CARE - DELAND		3,181	391	11%	3,572
VERILY LIFE SCIENCES	3	3,500	63	2%	3,566
MINUTECLINIC, LLC #4015		2,854	707	20%	3,561
BAPTIST HEALTH URGENT CARE AT SAWGRASS		2,940	596	17%	3,536
MINUTECLINIC LLC # 3686		3,016	520	15%	3,536
MINUTECLINIC LLC #3257		2,937	590	17%	3,527
MINUTECLINIC, LLC #3204		2,914	594	17%	3,508
MEDEXPRESS URGENT CARE - VERO BEACH		3,026	448	13%	3,474
MEDONE PLLC		2,646	814	24%	3,460
MIDWAY SPECIALTY CARE CENTER DIAGNOSTICS	38	3,157	240	7%	3,435
WALGREEN CO	2	3,025	391	11%	3,418
MINUTECLINIC LLC #3291		2,895	507	15%	3,402
MINUTECLINIC LLC #1055		2,793	601	18%	3,394
IMMOKALEE CHD		3,155	234	7%	3,389
MARION E FETHER MEDICAL CENTER, THE		3,083	289	9%	3,372
MINUTECLINIC LLC # 3579		2,771	584	17%	3,355

COVID-19: testing by laboratory

Data through Apr 22, 2021 verified as of Apr 23, 2021 at 09:25 AM

Data in this report are provisional and subject to change.

The numbers in the table below represent the number of Florida and non-Florida residents for whom test results were received by the Department of Health. A person can be tested by more than one laboratory and can have both positive and negative results. **Therefore, the sum of the numbers in each column will be larger than the total number of people tested.**

Reporting lab	Inconclusive	Negative	Positive	Percent positive	Total
MINUTECLINIC LLC #7973		2,895	459	14%	3,354
MINUTECLINIC LLC #3003		2,742	608	18%	3,350
PRIMEHEALTH URGENT CARE INC		2,862	487	15%	3,349
BAPTIST HEALTH EMERGENCY CENTER COUNTRY WALK	1	2,834	508	15%	3,343
BMCT Molecular Diagnostics Subsection		2,795	528	16%	3,323
PARAMOUNT URGENT CARE - OVIEDO		2,383	927	28%	3,310
MINUTECLINIC, LLC #5817		2,744	565	17%	3,309
BAPTIST HEALTH - CLAY		2,862	428	13%	3,290
MINUTECLINIC LLC # 7933		2,888	388	12%	3,276
MINUTECLINIC LLC #3748		2,663	602	18%	3,265
VA PAIN CLINIC	5	3,133	119	4%	3,257
MINUTECLINIC LLC #3705		2,865	382	12%	3,247
MINUTECLINIC LLC #3255		2,865	380	12%	3,245
ADVENTHEALTH CENTRA CARE CONWAY		2,743	493	15%	3,236
MINUTECLINIC LLC #7173		2,791	430	13%	3,221
SELECT LABORATORIES - MARION COUNTY, FL LLC	5	2,907	307	10%	3,219
MINUTECLINIC LLC #5924		2,769	449	14%	3,218
MARINERS HOSPITAL	1	2,910	305	9%	3,216
GESSLER CLINIC	2	2,214	982	31%	3,198
MEMORIAL HOSPITAL PEMBROKE	3	2,826	361	11%	3,190
MINUTECLINIC LLC #1807		2,659	517	16%	3,176
MINUTECLINIC, LLC (CLINIC 10699)		2,758	393	12%	3,151
ACCESS POINT HEALTHCARE URGENT & PRIMARY CARE	2	2,435	699	22%	3,136
MINUTECLINIC LLC #3654		2,610	524	17%	3,134
MINUTECLINIC LLC #5216		2,684	427	14%	3,111
MEDEXPRESS URGENT CARE CORAL SPRINGS		2,730	339	11%	3,069
MEDEXPRESS FORT MYERS		2,675	382	12%	3,057
MINUTECLINIC LLC #4612		2,490	555	18%	3,045
LAKELAND REGIONAL HEALTH PABLO		2,670	355	12%	3,025
HEALTH CARE DISTRICT OF PALM BEACH COUNTY	2	2,771	244	8%	3,017
MINUTECLINIC LLC #6007		2,587	423	14%	3,010
MINUTECLINIC LLC #3285		2,625	384	13%	3,009
PHYSICIANS PRIMARY CARE	2	2,700	297	10%	2,999
VETERANS AFFAIRS MEDICAL CENTER - ORLANDO	1	1,343	1,651	55%	2,995
MEDIQUICK URGENT CARE CENTERS INC		2,283	711	24%	2,994
KEYS AHEC SCHOOL MEDICAL CLINIC	15	2,837	142	5%	2,994
MINUTECLINIC LLC #4024		2,613	373	12%	2,986
MINUTECLINIC LLC #4201		2,576	397	13%	2,973
VITRO MOLECULAR LABORATORIES	50	2,693	224	8%	2,967
MINUTECLINIC LLC #3648		2,438	529	18%	2,967
NXGEN MDX LLC	6	2,622	324	11%	2,952
BAPTIST HEALTH - OAKLEAF		2,477	466	16%	2,943
MINUTECLINIC LLC #476		2,535	392	13%	2,927
MINUTECLINIC LLC #1350		2,571	355	12%	2,926
MINUTECLINIC LLC #8381		2,511	381	13%	2,892
STONE CLINICAL LABORATORIES		2,790	96	3%	2,886
CAREFAST+	1	2,100	783	27%	2,884

COVID-19: testing by laboratory

Data through Apr 22, 2021 verified as of Apr 23, 2021 at 09:25 AM

Data in this report are provisional and subject to change.

The numbers in the table below represent the number of Florida and non-Florida residents for whom test results were received by the Department of Health. A person can be tested by more than one laboratory and can have both positive and negative results. **Therefore, the sum of the numbers in each column will be larger than the total number of people tested.**

Reporting lab	Inconclusive	Negative	Positive	Percent positive	Total
WALGREENS ORLANDO	3	2,540	340	12%	2,883
BAY MEDICAL CENTER SACRED HEART HEALTH SYSTEM		2,268	614	21%	2,882
MINUTECLINIC LLC #1821		2,560	316	11%	2,876
BLUE MED CONSULTANTS		2,754	110	4%	2,864
ADVENT HEALTH - DADE CITY		2,516	347	12%	2,863
CHARLES AIESI CONSULTING INC	13	2,550	300	10%	2,863
MEDEXPRESS URGENT CARE - CLEWISTON		2,390	470	16%	2,860
BAPTIST HEALTHCARE - GULF BREEZE HOSPITAL	3	2,368	476	17%	2,847
AFC PHYSICIANS OF FLORIDA PA		2,305	541	19%	2,846
MINUTECLINIC LLC #3635		2,456	386	14%	2,842
MINUTECLINIC LLC #5157		2,449	354	13%	2,803
EMERGENCY PHYSICIANS MEDICAL CENTER		1,651	1,148	41%	2,799
CELESTA MEDICAL SERVICES LLC DBA - AMERICAN RESEARCH LABS		2,544	236	8%	2,780
JUPITER MEDICAL CENTER URGENT CARE		2,177	602	22%	2,779
CITRUS MEMORIAL HOSPITAL LABORATORY		2,251	511	19%	2,762
DR G'S URGENT CARE		2,393	365	13%	2,758
SACRED HEART HEALTH SYSTEM, INC	1	1,871	872	32%	2,744
MINUTECLINIC, LLC # 4469		2,422	316	12%	2,738
MINUTECLINIC LLC #5069		2,292	438	16%	2,730
MEDEXPRESS URGENT CARE BOCA RATON		2,479	248	9%	2,727
BAPTIST HEALTH SOUTH FLORIDA - MIAMI BEACH URGENT CARE		2,306	405	15%	2,711
DONALD W ROBERTSON DO PA		2,089	585	22%	2,674
AMELIA EXPRESS CARE LLC	10	2,316	334	13%	2,660
JACKSON HOSPITAL CLINICAL LABORATORY		2,325	325	12%	2,650
PARRISH MEDICAL CENTER	2	2,307	328	12%	2,637
EMERALD COAST URGENT CARE, LLC	1	1,972	660	25%	2,633
MINUTECLINIC LLC #214		2,204	429	16%	2,633
PATIENTS FIRST - THOMASVILLE ROAD		2,337	284	11%	2,621
FLORIDA MEDICAL CLINIC	3	1,208	1,409	54%	2,620
LAKE WALES MEDICAL CENTER INC		2,303	309	12%	2,612
MINUTECLINIC LLC #1815		2,302	280	11%	2,582
ADVENT HEALTH - OCALA		2,124	447	17%	2,571
BOND URGENT CARE LLC		1,934	637	25%	2,571
TAMPA COMMUNITY HOSPITAL		2,172	362	14%	2,534
EMERALD COAST URGENT CARE LLC		1,825	657	26%	2,482
NCHMD INC		2,079	386	16%	2,465
WHOLE FAMILY HEALTH CENTER INC		1,987	475	19%	2,462
GENOME LLC	2	2,279	179	7%	2,460
MEDEXPRESS PORT CHARLOTTE		2,185	269	11%	2,454
MINI ER WATERFORD LAKES, THE		2,108	338	14%	2,446
MINUTECLINIC LLC #3236		2,088	350	14%	2,438
INTELEX LABS, LLC		2,352	79	3%	2,431
PHYSICIANS STAT LAB	3	1,078	1,346	55%	2,427
ASCENSION SACRED HEART - GULF		1,875	546	23%	2,421
COMMUNITY HEALTH NORTHWEST FLORIDA	4	1,857	554	23%	2,415
CORE DIAGNOSTIC LABORATORIES LLC	17	2,018	331	14%	2,366
PHYSICIAN ASSOCIATES		2,070	241	10%	2,311

COVID-19: testing by laboratory

Data through Apr 22, 2021 verified as of Apr 23, 2021 at 09:25 AM

Data in this report are provisional and subject to change.

The numbers in the table below represent the number of Florida and non-Florida residents for whom test results were received by the Department of Health. A person can be tested by more than one laboratory and can have both positive and negative results. **Therefore, the sum of the numbers in each column will be larger than the total number of people tested.**

Reporting lab	Inconclusive	Negative	Positive	Percent positive	Total
OPTUM LABS LLC	1	2,106	204	9%	2,311
LEE HEALTH - COCONUT POINT CLINICAL LAB	2	1,872	433	19%	2,307
ASSOCIATED PATHOLOGISTS, LLC	3	1,906	397	17%	2,306
MINUTECLINIC LLC #3637		1,851	439	19%	2,290
PENSACOLA PEDIATRICS PA	1	2,083	178	8%	2,262
BAPTIST HEALTH EMERGENCY CENTER AT WEST CORAL WAY		1,840	417	18%	2,257
UNIVERSITY OF NORTH FLORIDA STUDENT HEALTH		2,173	78	3%	2,251
PRIMEHEALTH URGENT CARE	1	1,865	361	16%	2,227
NCH NORTHEAST	7	1,735	460	21%	2,202
FLOWERS HOSPITAL		2,008	192	9%	2,200
MEDICAL CONSULTANTS OF FLORIDA, LLC	2	1,823	325	15%	2,150
MINUTECLNIC LLC		1,871	269	13%	2,140
MARTIN HEALTH SYSTEM - ST LUCIE WEST		1,943	194	9%	2,137
GRAVITY DIAGNOSTICS, LLC	6	1,946	185	9%	2,137
MINUTECLINIC LLC #8927		1,793	340	16%	2,133
FIU-HEALTH AUXILIARY LABORATORY	6	1,995	130	6%	2,131
MINUTECLINIC LLC #5187		1,812	267	13%	2,079
LITTLE PINE PEDIATRICS	1	1,799	276	13%	2,076
BARDMOOR LABORATORY	9	1,732	313	15%	2,054
GENUS3		1,962	74	4%	2,036
DOC SMILEYS URGENT CARE LLC		1,663	372	18%	2,035
STATMED OCALA	7	1,833	195	10%	2,035
BAYFRONT HEALTH - CITRUS HILLS		1,782	229	11%	2,011
WHITE WILSON MEDICAL CENTER		629	1,379	69%	2,008
ADVANCED MEDICAL OF NAPLES LLC		1,788	218	11%	2,006
WILLIAM OWEN PASS PARK		1,738	257	13%	1,995
BIO-TECH CLINICAL LABORATORIES INC		1,703	286	14%	1,989
ARCPPOINT LABS		1,389	598	30%	1,987
DOC SMILEY'S URGENT CARE		1,706	247	13%	1,953
MEDFAST URGENT CARE CENTERS LLC	2	608	1,331	69%	1,941
HEALTH CENTRAL CLINICAL LABORATORY		1,696	236	12%	1,932
MINUTECLINIC, LLC #3245		1,571	361	19%	1,932
MIAMI JEWISH HEALTH SYSTEMS		1,825	80	4%	1,905
LABORATORY SPECIALISTS OF MICHIGAN		1,558	330	17%	1,888
BROWNWOOD CARE CENTER		1,645	229	12%	1,874
GENESIS LABORATORY MANAGEMENT	14	1,607	248	13%	1,869
READY RESPONDERS FLORIDA, PLLC		1,596	251	14%	1,847
KETAMINE HEALTH CENTERS LLC	1	1,661	152	8%	1,814
ED FRASER MEMORIAL HOSPITAL		1,550	252	14%	1,802
NEIGHBORHOOD MEDICAL CENTER INC	17	1,597	185	10%	1,799
TOM LEE COMMUNITY HEALTH CENTER	1	1,237	558	31%	1,796
PROJECT HEALTH, INC SUMTERVILLE	5	1,454	313	18%	1,772
IGENOMIX USA LLC	52	1,549	163	9%	1,764
OPTUMCARE FLORIDA LLC		1,456	301	17%	1,757
RIVER TOWN DIAGNOSTIC LLC		1,470	286	16%	1,756
SPARROW HEALTHCARE	2	1,494	254	15%	1,750
PATIENTS FIRST LAKE ELLA MEDICAL CENTER		1,574	168	10%	1,742

COVID-19: testing by laboratory

Data through Apr 22, 2021 verified as of Apr 23, 2021 at 09:25 AM

Data in this report are provisional and subject to change.

The numbers in the table below represent the number of Florida and non-Florida residents for whom test results were received by the Department of Health. A person can be tested by more than one laboratory and can have both positive and negative results. **Therefore, the sum of the numbers in each column will be larger than the total number of people tested.**

Reporting lab	Inconclusive	Negative	Positive	Percent positive	Total
NORTH SHORE LONG ISLAND JEWISH HEALTH	1	1,645	93	5%	1,739
Community_Health		1,533	199	11%	1,732
SUNRISE URGENT CARE ASSOCIATES LLC D/B/A	9	1,191	504	30%	1,704
LABTECH DIAGNOSTIC		1,406	293	17%	1,699
JW PLASTIC SURGERY		1,449	244	14%	1,693
ER QUICKCARE PL		1,459	230	14%	1,689
SHELL POINT NURSING PAVILION	1	1,611	77	5%	1,689
PROHEALTH MEDICAL CLINIC		1,046	640	38%	1,686
PEDIATRIC HEALTH CARE ALLIANCE - NORTHDAL		1,490	149	9%	1,639
MEDEXPRESS URGENT CARE - JAX ATLANTIC BLVD		1,410	221	14%	1,631
BAPTIST HEALTH SOUTH FLORIDA - KEY BISCANE URGENT CARE EXPRESS		1,433	193	12%	1,626
FLORIDA DEPARTMENT OF HEALTH IN POLK COUNTY	2	1,230	389	24%	1,621
ELLENTON URGENT CARE		1,379	237	15%	1,616
ABSOLUTE GENOMICS	2	1,379	228	14%	1,609
OPTEO LABORATORY		1,571	36	2%	1,607
VRL EUROFIN		1,565	40	2%	1,605
QUICK CARE MED		1,268	323	20%	1,591
APALACHEE CORRECTIONAL INSTITUTION EAST UNIT		1,565	26	2%	1,591
FIRST QUALITY LABORATORY		1,490	99	6%	1,589
BROAD INSTITUTE CLINICAL SEQUENCING RESEARCH PLATFORM	14	1,512	57	4%	1,583
ADVENTHEALTH CENTRA CARE TRINITY		1,371	211	13%	1,582
BAPTIST HEALTH SOUTH FLORIDA - COUNTRY WALK URGENT CARE EXPRESS		1,336	245	15%	1,581
ASSURANCE SCIENTIFIC LABORATORIES	1	1,297	283	18%	1,581
MELBOURNE MEDICAL LABORATORY	2	1,367	204	13%	1,573
PARAMOUNT URGENT CARE - CLERMONT		875	690	44%	1,565
UNIVERSITY OF ALABAMA AT BIRMINGHAM		1,514	48	3%	1,562
MATRIX CLINICAL LABS (FORMERLY BIOCERNA LLC)	9	1,372	169	11%	1,550
CAREMED CLINIC LLC	1	1,228	302	20%	1,531
ST ANNES NURSING CENTER		1,494	33	2%	1,527
INNOVATIVE TRANSFUSION MEDICINE, INC	11	1,336	179	12%	1,526
PARAMOUNT URGENT CARE VILLAGES		953	555	37%	1,508
BAPTIST HEALTHCARE - JAY HOSPITAL	3	1,123	373	25%	1,499
MYTEST DIAGNOSTICS		1,424	70	5%	1,494
PALM BAY HOSPITAL CLINICAL LABORATORY		1,093	400	27%	1,493
UHEALTH CLINIC AT WALGREENS		1,203	281	19%	1,484
CAREFAST MURABELLA		978	505	34%	1,483
AMERICAN SCIENTIFIC LABORATORIES LLC		1,458	24	2%	1,482
SMA LAB	12	1,298	159	11%	1,469
NYU HOSPITALS CENTER CLINICAL LABORATORIES		1,416	47	3%	1,463
TREASURE COAST MEDICAL ASSOCIATES INC		747	706	49%	1,453
ADVANCE MEDICAL OF NAPLES		327	1,124	77%	1,451
EUROFIN		1,406	45	3%	1,451
UHEALTH DEERFIELD BEACH/UMSYLVESTER DEERFIELD BEACH LABORATORY	3	1,380	55	4%	1,438
TEMPUS CLINICAL LABORATORY	10	1,267	155	11%	1,432
PRIMARY CARE SOUTH INC		949	482	34%	1,431
NORTH VISTA HOSPITAL LABORATORY		1,207	219	15%	1,426
PATIENTS CHOICE LABORATORIES		831	592	42%	1,423

COVID-19: testing by laboratory

Data through Apr 22, 2021 verified as of Apr 23, 2021 at 09:25 AM

Data in this report are provisional and subject to change.

The numbers in the table below represent the number of Florida and non-Florida residents for whom test results were received by the Department of Health. A person can be tested by more than one laboratory and can have both positive and negative results. **Therefore, the sum of the numbers in each column will be larger than the total number of people tested.**

Reporting lab	Inconclusive	Negative	Positive	Percent positive	Total
CREEKSIDE CARE CENTER	1	1,229	180	13%	1,410
COASTAL LABORATORIES	1	1,120	287	20%	1,408
AMELIA EXPRESS CARE	1	772	622	45%	1,395
COLLIER URGENT CARE CENTERS CREEKSIDE		1,228	158	11%	1,386
ADDICTION LABS OF AMERICA	3	1,298	82	6%	1,383
ASCENSION ST VINCENT'S - SOUTHSIDE		1,308	49	4%	1,357
VAVA PARTNERS LLC		528	822	61%	1,350
LPG COCONUT POINT		1,125	223	17%	1,348
PROJECT HEALTH INC	4	1,135	191	14%	1,330
LAB24 INC	3	643	676	51%	1,322
XPRESS URGENT CARE	4	1,109	202	15%	1,315
NORTH FLORIDA PEDIATRICS - LAKE CITY		1,086	221	17%	1,307
GROWING TOGETHER PEDIATRICS LLC		1,232	70	5%	1,302
HOLIDAY CVS LLC DBA CVSPHARMACY #5155		1,230	67	5%	1,297
PALM HARBOR PHARMACY		1,123	169	13%	1,292
NAPLES URGENT CARE	1	844	442	34%	1,287
ACCESS MEDICAL LABS		749	535	42%	1,284
PALM BEACH ATLANTIC UNIVERSITY		1,242	42	3%	1,284
PEDIATRICS OF CENTRAL FLORIDA PA	20	1,194	65	5%	1,279
ADVANCED DIAGNOSTIC LABORATORY		1,221	47	4%	1,268
ST PETERSBURG PEDIATRICS	1	1,141	124	10%	1,266
SOLARIS HEALTHCARE PALATKA		1,158	106	8%	1,264
NORTH FLORIDA PEDIATRICS-TALLAHASSEE	1	1,156	103	8%	1,260
CARENOW URGENT CARE – FORT PIERCE		892	367	29%	1,259
STAGEZERO LIFE SCIENCES INC	4	1,141	104	8%	1,249
PROFESSIONAL HEALTH EXAMINERS DBA PROHEALTH	1	1,011	228	18%	1,240
USF MORSANI CENTER FOR ADVANCED HEALTH CARE		1,084	148	12%	1,232
COASTAL PEDIATRIC GROUP		1,066	160	13%	1,226
CLINICORE		1,124	91	7%	1,215
EPN URGENT CARE NAPLES	2	792	410	34%	1,204
ARCPPOINT LABS OF CORAL SPRINGS FL		992	211	18%	1,203
MINUTE CLINIC INCORPORATE		1,148	42	4%	1,190
CATALYST WALK IN CLINIC		938	235	20%	1,173
CAPE CANAVERAL HOSPITAL		868	299	26%	1,167
PENSACOLA PEDIATRICS PA - TIGER POINT	24	1,022	120	10%	1,166
INTERLACHEN PEDIATRICS PA		1,103	62	5%	1,165
EAST LAKE PEDIATRICS		1,026	130	11%	1,156
STEWART REFERENCE LABORATORY	1	611	533	47%	1,145
FG RAPID RESULTS	6	776	359	31%	1,141
MEDLAB DIAGNOSTICS, LLC		1,051	83	7%	1,134
CAPSTONE HEALTHCARE		802	330	29%	1,132
INTERLACHEN PEDIATRICS		1,089	43	4%	1,132
CLARITY LABS		1,020	108	10%	1,128
VERITAS GENETICS	61	945	119	11%	1,125
HALIFAX MEDICAL CENTER-PORT ORANGE LAB		967	154	14%	1,121
FISHERMENS HOSPITAL CLINICAL LAB		1,022	94	8%	1,116
EMERALD COAST PEDIATRICS		1,058	57	5%	1,115

COVID-19: testing by laboratory

Data through Apr 22, 2021 verified as of Apr 23, 2021 at 09:25 AM

Data in this report are provisional and subject to change.

The numbers in the table below represent the number of Florida and non-Florida residents for whom test results were received by the Department of Health. A person can be tested by more than one laboratory and can have both positive and negative results. **Therefore, the sum of the numbers in each column will be larger than the total number of people tested.**

Reporting lab	Inconclusive	Negative	Positive	Percent positive	Total
TYNDALL AIR FORCE BASE		902	210	19%	1,112
SPEARHEAD MEDICAL		1,004	107	10%	1,111
GENEIQ		1,045	64	6%	1,109
PRIMARY CARE OF THE TREASURE COAST		969	135	12%	1,104
XYZ LABORATORY	8	942	146	13%	1,096
PROFESSIONAL HEALTH EXAMINERS		945	148	14%	1,093
CYPRESS VILLAGE	1	1,048	27	3%	1,076
ALTAMONTE MD		852	221	21%	1,073
MINUTECLINIC, LLC DBA MINUTECLINIC #4717		1,025	42	4%	1,067
HENDRY REGIONAL MEDICAL CENTER CLINICAL LABORATORY		809	258	24%	1,067
BETHESDA HEALTH URGENT CARE		902	164	15%	1,066
AMERICAN FAMILY CARE PENSACOLA WEST		533	533	50%	1,066
RAINBOW RIVER MEDICAL LABORATORY		978	83	8%	1,061
LENCO MEDICAL LABORATORY		1,004	57	5%	1,061
CARE ONE OF FLORIDA LLC		756	302	29%	1,058
NORTH OKALOOSA MEDICAL CENTER		700	345	33%	1,045
BREVARD HEALTH ALLIANCE INC, THE		982	61	6%	1,043
VRL EUROFINIS - DALLAS		1,017	13	1%	1,030
6TH MEDICAL GROUP - MCDILL AFB	2	964	57	6%	1,023
ADVENTHEALTH EXPRESS CARE AT WALGREENS		887	135	13%	1,022
WOODLANDS MEDICAL SPECIALISTS		759	263	26%	1,022
THE HEALTH CENTER OF PLANT CITY		941	77	8%	1,018
VERITOR		850	160	16%	1,010
PHAROS HEALTH		756	252	25%	1,008
LOOP PEDIATRICS PA	3	845	154	15%	1,002
BREVARD HEALTH ALLIANCE		706	293	29%	999
CHILDRENS MEDICAL ASSOCIATION		911	88	9%	999
VIERA HOSPITAL, INC		805	192	19%	997
NORTH FLORIDA PEDIATRICS PA - SUWANNEE	3	863	129	13%	995
C.W. BILL YOUNG VA MEDICAL CENTER	1	22	970	98%	993
BAPTIST HEALTH - MD ANDERSON CANCER CENTER		987	5	1%	992
LAKELAND REGIONAL HEALTH - PWC/OB		36	954	96%	990
NORTH FLORIDA MEDICAL GROUP		835	152	15%	987
SPRING HILL HEALTH AND REHABILITATION CENTER		958	26	3%	984
COVANCE CLINICAL RESEARCH UNIT INC		954	26	3%	980
UNIVERSITY OF WEST FLORIDA STUDENT HEALTH SERVICES	1	840	128	13%	969
HISTOPATHOLOGY SERVICES, LLC		855	107	11%	962
NORTH SHORE LIJ URGENT CARE PC		905	55	6%	960
FAST TRACK URGENT CARE CENTER		4	954	100%	958
CVS HEALTH		755	202	21%	957
FAMILY HEALTH CENTERS OF SOUTHWEST FLORIDA INC		851	101	11%	952
MOLECULAR TESTING LABS		862	89	9%	951
NORTH FLORIDA PEDIATRICS PA	2	829	117	12%	948
JACKSONVILLE BEACH PEDIATRIC CARE CENTER		876	68	7%	944
E-LAB OF FLORIDA		860	78	8%	938
LAB DOCTOR		818	120	13%	938
ENCOMPASS HEALTH		915	22	2%	937

COVID-19: testing by laboratory

Data through Apr 22, 2021 verified as of Apr 23, 2021 at 09:25 AM

Data in this report are provisional and subject to change.

The numbers in the table below represent the number of Florida and non-Florida residents for whom test results were received by the Department of Health. A person can be tested by more than one laboratory and can have both positive and negative results. **Therefore, the sum of the numbers in each column will be larger than the total number of people tested.**

Reporting lab	Inconclusive	Negative	Positive	Percent positive	Total
ABBOTT LABORATORIES		814	120	13%	934
DEPARTMENT OF CLINICAL LABS	1	912	21	2%	934
CONSULATE HEALTH CARE OF NEW PORT RICHEY	2	806	126	13%	934
DAIRY ROAD URGENT CARE	2	786	144	15%	932
INTEGRITY LABORATORIES, LLC	4	762	165	18%	931
Point of Care Testing	1	125	800	86%	926
TACACHALE CLINICAL LABORATORY	1	876	49	5%	926
GENE TOX WORLDWIDE	60	736	125	14%	921
DOCTOR'S MEMORIAL HOSPITAL		751	165	18%	916
24 HOUR PEDIATIC CARE CENTER	4	850	62	7%	916
LEE COUNTY EMERGENCY MEDICAL SERVICE	1	792	123	13%	916
PENSACOLA PEDIATRICS	2	821	93	10%	916
BERNHARDT LABORATORIES	2	828	84	9%	914
EAST LAKE PEDIATRICS PA		825	78	9%	903
REDI MED LLC		732	169	19%	901
PALM GARDEN OF PORT SAINT LUCIE		885	12	1%	897
SOLARIS HEALTHCARE CHARLOTTE HARBOR		832	55	6%	887
CALHOUN LIBERTY HOSPITAL		716	168	19%	884
NCHMD, INC SOUTHEAST IMMEDIATE CARE		688	196	22%	884
MIDWAY SPECIATLY CARE CENTER	3	656	222	25%	881
COASTAL PHYSICIANS, LLC		706	166	19%	872
Fernandina Beach Rehabilitation and Nursing Center	1	850	19	2%	870
MINUTECLINIC LLC, #10357		861	6	1%	867
Tampa Lakes Health and Rehabilitation Center	2	791	73	8%	866
FAMILY HEALTH CENTERS OF SWF LABS	2	749	112	13%	863
CRUCIAL CARE EMERGENCY MEDICINE DOCTORS		688	171	20%	859
PEDIATRIC HEALTHCARE ALLIANCE		809	50	6%	859
MILLER BIOCONNECT		778	74	9%	852
Victoria Nursing and Rehabilitation Center		798	54	6%	852
PALACE NURSING HOME & REHAB CENTER		808	42	5%	850
PRIMARY CARE SERVICES AT ST ANDREWS ESTATES		848	2	0%	850
CENTRAL FLORIDA HEALTH CARE INC		727	120	14%	847
AUGUSTUS LABS LLC		696	148	18%	844
ANY LAB TEST NOW	1	565	270	32%	836
SOUTHEAST ALABAMA MEDICAL CENT		778	56	7%	834
FLORIDA GULF COAST UNIVERSITY		637	196	24%	833
CLINICAL PATHOLOGY LABS INC		745	86	10%	831
RESTORE HEALTH URGENT CARE		666	162	20%	828
PRIMARY CARE SERVICES AT INDIAN RIVER ESTATES		802	25	3%	827
NORTH FL SOUTH GA HCS-LAKE CITY		803	21	3%	824
PEBBLEBROOK PHARMACY	1	689	132	16%	822
LIFE CARE CENTER OF NEW PORT RICHEY		784	37	5%	821
MEDONE URGENT CARE CENTER		594	224	27%	818
EXPRESS PHARMACY		757	60	7%	817
FLORIDA HOSPITAL ORLANDO		743	74	9%	817
POINT WASHINGTON MEDICAL CLINIC	1	604	209	26%	814
ASAP LABS LLC	7	655	151	19%	813

COVID-19: testing by laboratory

Data through Apr 22, 2021 verified as of Apr 23, 2021 at 09:25 AM

Data in this report are provisional and subject to change.

The numbers in the table below represent the number of Florida and non-Florida residents for whom test results were received by the Department of Health. A person can be tested by more than one laboratory and can have both positive and negative results. **Therefore, the sum of the numbers in each column will be larger than the total number of people tested.**

Reporting lab	Inconclusive	Negative	Positive	Percent positive	Total
ASCENSION ST VINCENT'S - CLAY		775	35	4%	810
DYNIX DIAGNOSTICS	2	528	279	34%	809
AMERICAN MEDICAL RESPONSE		796	9	1%	805
FLAGLER COUNTY HEALTH DEPARTMENT	3	625	177	22%	805
GOLDEN GATE FAMILY CLINIC		332	473	59%	805
WHITE-WILSON MEDICAL CENTER - FORT WALTON BEACH		777	23	3%	800
AFC URGENT CARE CLEARWATER	1	172	627	78%	800
NITE LITE PEDIATRICS		234	564	71%	798
ADVENTHEALTH MEDICAL GROUP PROMPT CARE		575	222	28%	797
TELESCOPE HEALTH LLC	4	671	121	15%	796
NONE		308	487	61%	795
VITAS HEALTHCARE CORPORATION OF FLA	1	787	5	1%	793
Southern Oaks Care Center	1	749	38	5%	788
PALM GARDEN OF VERO BEACH		731	50	6%	781
GULF COAST VILLAGE		740	41	5%	781
MEDICAL CENTER OF DELTONA, INC		665	114	15%	779
CITY MEDICAL OF NEW JERSEY, PC		706	72	9%	778
MOORINGS PARK INSTITUTE, INC, THE		744	31	4%	775
BOND CLINIC PA PEDIATRICS DEPT		719	55	7%	774
VENICE REGIONAL BAYFRONT HEALTH (PULMONARY)		637	134	17%	771
BHA CENTRAL COUNTY CLINIC		690	76	10%	766
CARITHERS PEDIATRIC GROUP		706	59	8%	765
WILLOWBROOKE COURT AT EDGEWATER POINTE ESTATES		755	9	1%	764
KENDALL HEALTHCARE PROPERTIES DBA	2	731	28	4%	761
BOND AND STEELE CLINIC PA		550	209	28%	759
ETHOS WELLNESS PHARMACY		710	49	6%	759
TOTAL RENAL LABORATORIES INC DBA DAVITA LABS	1	638	113	15%	752
ORLANDO HEALTH AND REHAB CENTER		707	45	6%	752
NORTHEAST FLORIDA NEUROLOGY CLINICS, INC		637	113	15%	750
BRISTOL AT TAMPA, THE	4	726	17	2%	747
ADVENT HEALTH LAB - ORLANDO		434	308	42%	742
BOCA GRANDE HEALTH CLINIC		702	40	5%	742
ORANGE BLOSSOM FAMILY HEALTH		702	39	5%	741
SANTA ROSA MEDICAL GROUP		575	166	22%	741
MAIN STREET MEDICAL CENTER		211	529	71%	740
J AND G MEDICAL GROUP LLC		606	133	18%	739
PHYSICIANS STAT LAB INC		647	91	12%	738
CLINICAL ENTERPRISE, INC		712	24	3%	736
WHITE WILSON MEDICAL CENTER PA - NAVARRE		607	124	17%	731
MOUNT SINAI LABORATORY		691	35	5%	726
PEDIATRIC HEALTHCARE ALLIANCE PA		666	58	8%	724
DISNEY COVID TEST SITE		703	17	2%	720
Crestview Rehabilitation Center	5	585	129	18%	719
LIFE CARE CENTER OF PENSACOLA		667	49	7%	716
BUFFALO CROSSING HEALTHCARE & REHABILITATION CTR		688	17	2%	705
GRAND COURT TAMPA		701	4	1%	705
ARTHREX MEDICAL CENTER	1	561	140	20%	702

COVID-19: testing by laboratory

Data through Apr 22, 2021 verified as of Apr 23, 2021 at 09:25 AM

Data in this report are provisional and subject to change.

The numbers in the table below represent the number of Florida and non-Florida residents for whom test results were received by the Department of Health. A person can be tested by more than one laboratory and can have both positive and negative results. **Therefore, the sum of the numbers in each column will be larger than the total number of people tested.**

Reporting lab	Inconclusive	Negative	Positive	Percent positive	Total
MANOR PINES CONVALESCENT CENTER LLC	1	678	23	3%	702
CHURCH OF SCIENTOLOGY FLAG SERVICE ORGANIZATION		681	15	2%	696
PREMIER MEDICAL LABORATORY SERVICES	2	468	225	32%	695
RAINBOW PEDIATRIC CENTER PA		652	43	6%	695
THE PRESERVE		683	10	1%	693
BALDWIN PEDIATRICS	1	661	31	4%	693
NCH HEALTHCARE SYSTEM MICROBIOLOGY LAB		2	691	100%	693
LIFE CARE CENTER OF ORANGE PARK		659	32	5%	691
JOHN KNOX VILLAGE HEALTH CENTER		661	28	4%	689
GULF COAST MOLECULAR LABORATORIES	13	571	104	15%	688
SUWANNEE HEALTH AND REHABILITATION CENTER		682	5	1%	687
FORT MYERS INTERNAL MEDICINE, LLC		617	67	10%	684
NATURE COAST MEDICAL GROUP		563	120	18%	683
LIFEBRITE	2	459	218	32%	679
DIAMOND RIDGE HEALTH AND REHABILITATION		644	35	5%	679
MANOR CARE HEALTH SERVICES - FT MYERS		651	26	4%	677
VETERANS AFFAIRS MEDICAL CENTER	1	45	631	93%	677
MEDICAL FP – WHOLE FAMILY HEALTH CENTER		557	120	18%	677
EDEN SPRINGS NURSING AND REHAB CENTER		565	111	16%	676
TREE HOUSE PEDIATRICS PLLC		606	68	10%	674
MINI ER ADULT AND PEDIATRIC URGENT CARE		574	98	15%	672
HOLMES REGIONAL MEDICAL CENTER		11	661	98%	672
NCH HEALTHCARE BONITA		530	141	21%	671
CHILDRENS CLINIC WEST FLORIDA PEDIATRICS		611	54	8%	665
MEDONE URGENT CARE AT ST. AUGUSTINE		225	438	66%	663
ST JOHN'S NURSING CENTER		637	24	4%	661
CLEWISTON NURSING AND REHABILITATION CENTER		647	14	2%	661
MAYFLOWER ASSISTED LIVING		651	7	1%	658
VITAS HEALTHCARE CORP OF CENTRAL FL		632	25	4%	657
CLIFFORD CHESTER SIMS STATE VETERANS		645	12	2%	657
POINT OF CARE TESTING SITE		630	26	4%	656
GOLDEN GLADES NURSING & REHABILITATION CTR		636	20	3%	656
PALM GARDEN OF CLEARWATER		637	18	3%	655
DXTERITY DIAGNOSTICS	2	614	39	6%	655
WELL HEALTH WORKS	3	598	50	8%	651
MAVERICK LABS		461	189	29%	650
LIFE CARE CENTER OF HILLIARD		626	22	3%	648
RUSKIN HEALTH CENTER	1	405	240	37%	646
WILLOW BROOKE COURT AT INDIAN RIVER ESTATES		601	45	7%	646
Signature HealthCare Center of Waterford		609	35	5%	644
MID-FLORIDA PATHOLOGY		480	164	25%	644
HMA SANTA ROSA MEDICAL CENTER LLC DBA		518	123	19%	641
BAPTIST PRIMARY CARE	2	519	119	19%	640
EMERALD SHORES HEALTH AND REHABILITATION		542	97	15%	639
APLS SERVICES LLC D/B/A CLEAR DIAGNOSTICS	13	615	11	2%	639
SHORE ACRES CARE CENTER		599	40	6%	639
NSPIRE HEALTHCARE MIAMI LAKES	8	614	15	2%	637

COVID-19: testing by laboratory

Data through Apr 22, 2021 verified as of Apr 23, 2021 at 09:25 AM

Data in this report are provisional and subject to change.

The numbers in the table below represent the number of Florida and non-Florida residents for whom test results were received by the Department of Health. A person can be tested by more than one laboratory and can have both positive and negative results. **Therefore, the sum of the numbers in each column will be larger than the total number of people tested.**

Reporting lab	Inconclusive	Negative	Positive	Percent positive	Total
SAINTS 120 LLC	1	599	34	5%	634
SEMINOLE NURSING PAVILION		624	8	1%	632
PHYSICIANS PRIMARY CARE LAB	1	552	77	12%	630
VETERANS AFFAIRS MEDICAL CENTER - JAMES A HALEY			628	100%	628
WATSON THERAPEUTICS INC	1	592	35	6%	628
SIGNATURE HEALTHCARE OF BROOKWOOD GARDENS		617	11	2%	628
ADVENT HEALTH - DELTONA ER		525	103	16%	628
SABAL PALMS HEALTH AND REHAB		571	54	9%	625
VALENCIA HILLS HEALTH AND REHABILITATION CENTER		609	15	2%	624
QUOTIENT SCIENCES		601	22	4%	623
BALDOMERO LOPEZ STATE VETERANS NURSING HOME	2	614	6	1%	622
CONSULATE HEALTHCARE OF VERO BEACH	14	525	83	13%	622
SEBASTIAN RIVER MEDICAL CENTER	3	441	176	28%	620
OCALA FAMILY MEDICAL CENTER INC	2	540	77	12%	619
PALM GARDEN OF TAMPA		587	30	5%	617
MANOR CARE NURSING CENTER OF SARASOTA FL LLC		529	87	14%	616
HEARTLAND PEDIATRICS OF LAKE WALES		556	59	10%	615
AMERICA'S PHARMACY LLC		541	72	12%	613
HOLY CROSS HOSPITAL		12	598	98%	610
CONTINENTAL CLINICAL RESEARCH, LLC		538	70	12%	608
MICHAEL A MIDDLETON MD PA		575	32	5%	607
CHILDRENS MEDICAL ASSOCIATION PA		538	68	11%	606
SOUTHERN LABORATORY SERVICES OF NWF		567	38	6%	605
AFC URGENT CARE FAMILY CARE			604	100%	604
EXPRESS URGENT CARE LLC		1	601	100%	602
VILLA MARIA NURSING & REHAB CENTER INC	1	583	17	3%	601
THERADOC		152	449	75%	601
DASCENA, INC	3	537	60	10%	600
PATIENTS FIRST - MAHAN DRIVE		164	436	73%	600
HARBOUR HEALTH CENTER		581	17	3%	598
NAPLES CHILDREN'S URGENT CARE		527	70	12%	597
Plantation Bay Rehabilitation Center		571	24	4%	595
FHMG FLORIDA HOSPITAL MEDICAL GROUP		551	44	7%	595
BROOKDALE FORT MYERS CYPRESS LAKE		590	2	0%	592
SOLARIS HEALTHCARE LAKE CITY		490	101	17%	591
FLORIDA HOSPITAL WAUCHULA		444	147	25%	591
PALMETTO FAMILY HEALTHCARE	1	383	204	35%	588
SHORELINE PHYSICIAN GROUP		364	222	38%	586
AFC URGENT CARE SEMINOLE	1		585	100%	586
CARE ONE OF FLORIDA	1	421	163	28%	585
QUALITOX LABORATORIES		399	184	32%	583
PIONEER CLINICAL LAB LLC		475	108	19%	583
UNIVERSITY OF TAMPA INC, THE		561	21	4%	582
WELL-BEING MEDICAL CENTER PLLC		526	55	9%	581
URGENT CARE EXPRESS LLC		234	344	60%	578
PALM GARDEN OF Ocala		478	99	17%	577
FLORIDA DEPARTMENT OF HEALTH IN CALHOUN COUNTY		439	138	24%	577

COVID-19: testing by laboratory

Data through Apr 22, 2021 verified as of Apr 23, 2021 at 09:25 AM

Data in this report are provisional and subject to change.

The numbers in the table below represent the number of Florida and non-Florida residents for whom test results were received by the Department of Health. A person can be tested by more than one laboratory and can have both positive and negative results. **Therefore, the sum of the numbers in each column will be larger than the total number of people tested.**

Reporting lab	Inconclusive	Negative	Positive	Percent positive	Total
PRINCIPLE LABORATORY	8	552	16	3%	576
AFC URGENT CARE		163	412	72%	575
FLORIDA HOSPITAL MEDICAL GROUP		338	235	41%	573
MEDICAL VB		451	121	21%	572
TENNESSEE DOH - NASHVILLE	2	504	66	12%	572
PALM GARDEN OF ORLANDO		537	34	6%	571
HOPE HOSPICE AND COMMUNITY SERVICES INC	14	535	21	4%	570
ECCOLAB GROUP	1	148	418	74%	567
MANOR OAKS NURSING & REHAB CENTER	5	559	2	0%	566
INTERNAL MEDICINE & PEDIATRICS OF TAMPA BAY PA		489	76	13%	565
AFC URGENT CARE TYRONE		4	560	99%	564
HEALTH CENTER AT BRENTWOOD	1	516	46	8%	563
PREMIER MEDICAL CENTER LLC	11	524	28	5%	563
FOUNTAIN MANOR HEALTH AND REHAB CENTER	1	542	20	4%	563
NEW YORK HOSPITAL LABORATORIES	1	544	16	3%	561
NEMOURS CHILDERN'S HOSPITAL		453	108	19%	561
The Manor at Blue Water Bay		499	61	11%	560
PEDIATRICS IN BREVARD PA		496	61	11%	557
PALM GARDEN OF JACKSONVILLE☐	2	474	80	14%	556
DOH – INDIAN RIVER		465	90	16%	555
RICARDO NAVARRO DO PA		470	84	15%	554
The Sands at South Beach		549	4	1%	553
VETERANS AFFAIRS MEDICAL CENTER - GAINESVILLE		3	549	99%	552
ARCPPOINTS LABS		484	68	12%	552
VETERANS AFFAIRS MEDICAL CENTER - BAY PINES		18	530	97%	548
WEST GABLES HEALTH CARE CENTER		537	11	2%	548
VITAE DIAGNOSTICS		534	13	2%	547
NCF DIAGNOSTICS & DNA TECHNOLOGIES	15	213	318	58%	546
THE PALACE AT HOMESTEAD	1	523	21	4%	545
COASTAL URGENT CARE		428	116	21%	544
FIRST CHOICE PEDIATRICS		434	109	20%	543
ADVENT HEALTH - WESTCHASE ER		469	74	14%	543
DOCTORS CENTER,THE		432	111	20%	543
MEMORIAL PEMBROKE 24/7 CARE CENTER		416	126	23%	542
ADVENTHEALTH MEDICAL GROUP PROMPT CAR	1	401	140	26%	542
SUNSHINE URGENT CARE LLC		387	154	28%	541
NORTH FLORIDA REHABILITATION & SPECIALTY CARE☐		529	9	2%	538
LAUDERDALE NURSING CENTER LLC	1	518	19	4%	538
EXPERTUS LABORATORIES INC		447	91	17%	538
RIVER GARDEN HEBREW HOME FOR THE AGED		481	56	10%	537
CITRUS NURSING CENTER LLC		490	47	9%	537
FLOMEDILAB		301	235	44%	536
NURSING PLUS OF BROWARD LLC	1	512	22	4%	535
SANDBAY URGENT CARE		433	100	19%	533
BENTON PEDIATRICS INC		476	54	10%	530
MED FAST URGENT CARE CENTER		260	268	51%	528
MEDICAL CENTER CLINIC-IMMEDIATE CARE	1	423	104	20%	528

COVID-19: testing by laboratory

Data through Apr 22, 2021 verified as of Apr 23, 2021 at 09:25 AM

Data in this report are provisional and subject to change.

The numbers in the table below represent the number of Florida and non-Florida residents for whom test results were received by the Department of Health. A person can be tested by more than one laboratory and can have both positive and negative results. **Therefore, the sum of the numbers in each column will be larger than the total number of people tested.**

Reporting lab	Inconclusive	Negative	Positive	Percent positive	Total
JACKSON MEMORIAL PERDUE MEDICAL CENTER		500	28	5%	528
JACKSON MEMORIAL LONG TERM CARE CENTER		496	32	6%	528
ANCIENT CITY PEDIATRICS	1	504	22	4%	527
ADVENT HEALTH - TIMBERRIDGE ER		444	81	15%	525
HOSPICE OF THE FLORIDA SUNCOAST,THE		517	5	1%	522
HERON POINTE HEALTH AND REHABILITATION	1	517	3	1%	521
LIFE CARE CENTER OF PALM BAY☐		493	28	5%	521
STEWARD SEBASTIAN RIVER MEDICAL CENTER		462	57	11%	519
FLORIDA DEPARTMENT OF HEALTH CLAY COUNTY	1	418	99	19%	518
DBI HEALTH INC		502	15	3%	517
ORLANDO HEALTH CENTER FOR REHABILITATION		502	14	3%	516
Good Samaritan Society Kissimmee Village		451	65	13%	516
ENZO CLINICAL LABS INC	3	487	26	5%	516
HILLCREST HEALTH CARE & REHABILITATION CENTER	3	497	15	3%	515
CHAUTAUQUA REHABILITATION AND NURSING CENTER		505	10	2%	515
PALM GARDEN OF WINTER HAVEN	3	495	16	3%	514
MEDFAST URGENT CARE CENTERS		231	283	55%	514
BROWARD PARTNERSHIP	6	500	8	2%	514
Palm Garden of Largo		510	4	1%	514
FLORIDA HOSPITAL HEARTLAND MED CTR LAKE PLACID		400	113	22%	513
PALM BEACH COUNTY FIREFIGHTERS HEALTH CLINIC, LLC		437	75	15%	512
CARENOW	2	285	224	44%	511
LITTLE PINE PEDIATRICS PLLC	3	446	61	12%	510
Solaris Healthcare Daytona	2	460	48	9%	510
SUSANNA WESLEY HEALTH CENTER		473	37	7%	510
ST CLOUD REGIONAL MEDICAL CENTER CLINICAL LAB		394	113	22%	507
PARKLANDS FACILITY INC	4	460	42	8%	506
ADDINGTON PLACE AT WELLINGTON GREEN		493	11	2%	504
SOLARIS HEALTHCARE OSCEOLA		478	25	5%	503
FLO-MEDILAB SERVICES LLC		194	309	61%	503
MEMPHIS PATHOLOGY LABORATORY	5	473	23	5%	501
PORT SAINT LUCIE HOSPITAL		492	9	2%	501
NEW PLANT CITY FAMILY CARE	1	278	222	44%	501
ORLANDO ORTHOPAEDIC OUTPATIENT SURGERY CENTER LLC		497	4	1%	501
GANDY CROSSING CARE CENTER	1	484	16	3%	501
MANOR AT CARPENTERS		468	32	6%	500
ORLANDO VA MEDICAL CENTER		2	497	100%	499
MAGNOLIA FAMILY URGENT CARE		452	47	9%	499
CLINICAL PATHOLOGY LABS		388	111	22%	499
PW WINDERMERE SUBTENANT LLC		495	3	1%	498
ASCEND CLINICAL	7	415	76	15%	498
NORTH FLORIDA RETIREMENT VILLAGE		494	4	1%	498
Ocala Health and Rehabilitation Center		473	23	5%	496
PEDIATRIC ASSOCIATES OF OCALA PA		457	38	8%	495
BROOKSVILLE HEALTHCARE CENTER LLC☐		482	13	3%	495
PEDIATRICS BY THE SEA		468	26	5%	494
GOOD SAMARITAN CENTER		491	3	1%	494

COVID-19: testing by laboratory

Data through Apr 22, 2021 verified as of Apr 23, 2021 at 09:25 AM

Data in this report are provisional and subject to change.

The numbers in the table below represent the number of Florida and non-Florida residents for whom test results were received by the Department of Health. A person can be tested by more than one laboratory and can have both positive and negative results. **Therefore, the sum of the numbers in each column will be larger than the total number of people tested.**

Reporting lab	Inconclusive	Negative	Positive	Percent positive	Total
TRINITY REGIONAL REHAB CENTER		469	23	5%	492
STARKE FAMILY MEDICAL CENTER		398	93	19%	491
Quest Diag Unspecifd	1	326	163	33%	490
BAPTIST PRIMARY CARE, INC		458	31	6%	489
PLANT CITY PEDIATRICS	1	389	99	20%	489
FAIRWAY OAKS CENTER LLC	6	473	6	1%	485
MEDIPATH		57	427	88%	484
DIGNITY HEALING, LLC		466	17	4%	483
Cypress Cove Care Center		383	100	21%	483
HARTS HARBOR HEALTH CARE CENTER		457	24	5%	481
CONSULATE HEALTH CARE OF BAYONET POINT	4	469	7	1%	480
MOOSEHAVEN HEALTH CENTER		437	43	9%	480
Life Care Center of Punta Gorda	1	464	15	3%	480
BONIFAY NURSING AND REHAB CENTER		448	31	6%	479
NEW YORK PRESBYTERIAN - CUMC CLINICAL		460	19	4%	479
Colonial Lakes Health Care		434	45	9%	479
MOBILE MEDICAL ASSOCIATES PL	17	408	52	11%	477
NAVAL HOSPITAL - JACKSONVILLE		137	340	71%	477
Consulate Health Care of North Fort Myers		463	13	3%	476
ADVENTHEALTH EXPRESS CARE AT WALGREENS 49TH STREET		405	71	15%	476
ASSOCIATESMD MEDICAL GROUP INC		405	71	15%	476
VITAS LUTHERAN TOWERS INPATIENT PROGRAM		412	64	13%	476
Williston Care Center		413	63	13%	476
EPN URGENT CARE		83	392	83%	475
TIDEWELL HOSPICE INC	2	466	7	1%	475
Solaris HealthCare Windermere		442	33	7%	475
MEDSCAN LABORATORY INC	1	256	217	46%	474
THE VILLAGES REGIONAL HOSPITAL FREESTANDING		427	45	10%	472
EMERALD COAST PEDIATRICS & ADOL		408	64	14%	472
VITAS HEALTHCARE CORPORATION		466	5	1%	471
Q ANSWER LAB	1	410	59	13%	470
JAMES A HALEY VETERANS HOSPITAL			470	100%	470
Parkview Rehabilitation Center at Winter Park		459	10	2%	469
NTD_EUROFINS_AIMS		429	40	9%	469
Darcy Hall Of Life Care		456	13	3%	469
KINDRED HOSPITAL	10	437	22	5%	469
ENCOMPASS HEALTH REHABILITATION HOSPITAL OF SUNRISE	8	452	7	1%	467
ABBAY DELRAY		461	6	1%	467
CLERMONT HEALTH AND REHABILITATION CENTER		434	32	7%	466
BROOKDALE PALMER RANCH	1	407	57	12%	465
SOLARIS HEALTHCARE MERRITT ISLAND		412	52	11%	464
ELLENTON PEDIATRICS		445	19	4%	464
Santa Rosa Center for Rehabilitation and Healing		392	71	15%	463
PINES OF SARASOTA		454	9	2%	463
THE PALACE MANAGEMENT - THE PALACE AT CORAL GABLES		458	3	1%	461
UNIVERSITY OF TAMPA STUDENT HEALTH AND SHC CLINICAL LABORATORY		293	168	36%	461
LA MER NH LLC		453	8	2%	461

COVID-19: testing by laboratory

Data through Apr 22, 2021 verified as of Apr 23, 2021 at 09:25 AM

Data in this report are provisional and subject to change.

The numbers in the table below represent the number of Florida and non-Florida residents for whom test results were received by the Department of Health. A person can be tested by more than one laboratory and can have both positive and negative results. **Therefore, the sum of the numbers in each column will be larger than the total number of people tested.**

Reporting lab	Inconclusive	Negative	Positive	Percent positive	Total
UNIVERSITY OF CENTRAL FLORIDA HEALTH SERVICES		443	16	3%	459
AMEERAH LABS, LLC	2	372	84	18%	458
THE SPRINGS AT BOCA CIEGA BAY		446	11	2%	457
CLARIDGE HOUSE NURSING CENTER		437	18	4%	455
WHITE-WILSON MEDICAL CENTER - NICEVILLE		404	50	11%	454
University Crossing		451	2	0%	453
FAMILY EXPRESS URGENT CARE		5	446	99%	451
PRO HEALTH		202	248	55%	450
FLORIDA STATE HOSPITAL CLINICAL LABORATORY		446	3	1%	449
AMBULATORY SURGERY CENTER OF BOCA RATON LTD		445	4	1%	449
HEALTHY STEPS PEDIATRICS		402	47	10%	449
SMA SPECIALTY MEDICAL LAB		120	327	73%	447
SOLARIS HEALTHCARE BAYONET POINT		428	19	4%	447
DIAMOND RIDGE HEALTH AND REHABILITATION CENTER		424	22	5%	446
PENSACOLA PEDIATRICS MILTON		388	58	13%	446
MIDWAY SPECIALTY CARE CENTER	3	327	114	26%	444
OKEECHOBEE COUNTY HEALTH DEPT	1	322	120	27%	443
ROLLINS COLLEGE WELLNESS CENTER		130	313	71%	443
EMERITUS AT NAPLES	2	439	1	0%	442
Manatee Springs Rehabilitation and Nursing Center		422	20	5%	442
ST ANDREWS BAY SKILLED NURSING &		379	61	14%	440
TUSKAWILLA NURSING AND REHAB CENTER	2	431	7	2%	440
FAMILY CARE PARTNERS OF NORTHEAST FLORIDA LLC		363	77	18%	440
TREASURE COAST COMMUNITY HEALTH	3	362	74	17%	439
HEALTHWORKS MED GROUP OF FLORIDA PA	3	427	9	2%	439
PALM GARDEN OF WEST PALM BEACH	4	419	15	3%	438
BROOKDALE LAKE TAVARES		431	7	2%	438
Bardmoor Oaks Healthcare and Rehabilitation Center		422	14	3%	436
ORCHARD PARK HEALTH & REHABILITATION		430	6	1%	436
INDIAN RIVER CTR, LLC		384	52	12%	436
ABBOTT DIAGNOSTICS		409	26	6%	435
WATERMARK LAKE POINTE WOODS LLC		416	18	4%	434
AYERS HEALTH & REHABILITATION CENTER		427	7	2%	434
APP-UNIPATH, LLC	2	416	15	3%	433
ST PETERSBURG PEDIATRICS-PARK BLVD		389	42	10%	431
ST PETERSBURG PEDIATRICS-SEMINOLE BLVD		359	71	17%	430
MANORCARE HEALTH SERVICES - VENICE		374	56	13%	430
AVECINA MEDICAL JULINGTON	1	240	189	44%	430
FLORIDA DEPT OF HEALTH IN BREVARD COUNTY	3	364	63	15%	430
Bayside Care Center	1	408	20	5%	429
VILLAGE DOCTORS OF KEYSTONE		341	88	21%	429
Heartland Healthcare of Ft. Myers	1	424	2	0%	427
SEASIDE HEALTH AND REHABILITATION CENTER		368	59	14%	427
Destin Healthcare and Rehabiliation Center	1	385	40	9%	426
EMED LABS, LLC	3	407	15	4%	425
FLORIDA DEPARTMENT OF HEALTH IN LIBERTY COUNTY	3	324	97	23%	424
HOLISTIX TREATMENT CENTERS		412	10	2%	422

COVID-19: testing by laboratory

Data through Apr 22, 2021 verified as of Apr 23, 2021 at 09:25 AM

Data in this report are provisional and subject to change.

The numbers in the table below represent the number of Florida and non-Florida residents for whom test results were received by the Department of Health. A person can be tested by more than one laboratory and can have both positive and negative results. **Therefore, the sum of the numbers in each column will be larger than the total number of people tested.**

Reporting lab	Inconclusive	Negative	Positive	Percent positive	Total
LORI MCAULIFFE MD PA		377	45	11%	422
LEHIGH REGIONAL MEDICAL CENTER LAB	2	372	47	11%	421
MANOR CARE OF BOYNTON BEACH LLC		396	24	6%	420
AZALEA TRACE PHYSICIAN SERVICES		415	5	1%	420
AVANTE AT OCALA INC	2	387	31	7%	420
GARCIA CLINICAL LABORATORY		28	392	93%	420
SAMANTHA WILSON CARE CENTER	4	404	11	3%	419
MARION AND BERNARD L SAMSON NURSING CENTER		414	4	1%	418
BHA TITUSVILLE CLINIC		387	30	7%	417
ATLANTIC SHORES NURSING AND REHAB CENTER	1	405	10	2%	416
BLOUNTSTOWN REHABILITATION CENTER LLC		310	106	25%	416
LIFE CARE CENTER OF WINTER HAVEN		396	19	5%	415
PALMS OF SEBRING		378	37	9%	415
Timberridge Center for Rehabilitation and Healing		378	35	8%	413
FLORIDA DEPARTMENT OF HEALTH		361	52	13%	413
Life Care Center of Ocala		342	69	17%	411
ONESTOP MEDICAL AND URGENT CARE LLC		359	52	13%	411
MINUTECLINIC LLC #3671		366	44	11%	410
DIAGNOSTIC & CLINICAL CARE SERVICES INC DBA		327	83	20%	410
ORCHARD RIDGE CARE AND REHABILITATION CENTER		391	19	5%	410
PruittHealth Panama City	1	344	64	16%	409
LIFE CARE PONTE VEDRA INC		397	12	3%	409
LIFE HOPE LABS, LLC		398	11	3%	409
NATIONS BEST FAMILY HEALTH CARE		227	181	44%	408
TIDE LABORATORIES		362	45	11%	407
SABAL DIRECT PRIMARY CARE, PA		330	77	19%	407
PEDIATRIC HEALTH CARE ALLIANCE, PA		365	42	10%	407
SUNLAND MARIANNA COX MEDICAL CENTER		364	43	11%	407
FLORIDA HEART & VASCULAR MULTISPECIALTY GROUP PA		304	102	25%	406
BRIDGEWATER PARK HEALTH AND REHAB		374	32	8%	406
HARDEE COUNTY HEALTH DEPARTMENT		325	79	20%	404
TRI-COUNTY NURSING AND REHABILITATION CENTER INC		389	15	4%	404
HEALTH CENTRAL PARK		337	67	17%	404
BOULEVARD REHABILITATION CENTER		388	16	4%	404
BODYK		391	10	2%	401
WALGREENS 3173		364	37	9%	401
ELMCROFT PINECREST	1	373	27	7%	401
TAMARAC REHABILITATION & HEALTH CENTER		395	6	1%	401
HCSO OCCUPATIONAL HEALTH AND WELLNESS CENTER		321	78	20%	399
UR MEDICINE LABS- CENTRAL LABORATORY		373	26	7%	399
MEDFAST URGENT CARE CENTER		167	231	58%	398
ADVENTHEALTH EXPRESS CARE AT		326	72	18%	398
PALM BEACH PEDIATRICS PA	2	344	52	13%	398
HARDEE MANOR HEALTH CARE CENTER	1	390	4	1%	395
SUN COUNTRY PEDIATRICS PLLC	9	349	36	9%	394
MINI ER AND URGENT CARE		289	105	27%	394
BAPTIST PRIMARY CARE INC	1	364	27	7%	392

COVID-19: testing by laboratory

Data through Apr 22, 2021 verified as of Apr 23, 2021 at 09:25 AM

Data in this report are provisional and subject to change.

The numbers in the table below represent the number of Florida and non-Florida residents for whom test results were received by the Department of Health. A person can be tested by more than one laboratory and can have both positive and negative results. **Therefore, the sum of the numbers in each column will be larger than the total number of people tested.**

Reporting lab	Inconclusive	Negative	Positive	Percent positive	Total
METROPOLITAN HOSPITAL CENTER		385	7	2%	392
Coastal Health and Rehabilitation Center		380	11	3%	391
BAY VILLAGE OF SARASOTA INC		388	3	1%	391
BARBER		13	376	97%	389
PENSACOLA PEDIATRICS, PA		373	16	4%	389
INNOVATIVE GENOMICS, LLC	2	350	36	9%	388
PARTICLE THEORY LABS		365	23	6%	388
SPECIALTY HEALTH AND REHABILITATION CENTER		362	25	6%	387
ROSEWOOD HEALTH AND REHABILITATION CENTER		362	25	6%	387
Bay Breeze Senior Living and Rehabilitation Center		333	53	14%	386
Stacey Health Care Centers Inc. dba Riverside Care Center		355	30	8%	385
OCEAN VIEW NURSING AND REHAB CENTER		363	22	6%	385
CHEEK AND SCOTT DRUGS INC		317	68	18%	385
HEALTH PARK CARE CENTER		378	7	2%	385
EXCEL PEDIATRICS		326	58	15%	384
WIMAUMA COMMUNITY HEALTH CENTER		319	65	17%	384
AVANTE AT MT DORA		375	8	2%	383
BROOKDALE PADDOCK HILLS	2	378	2	1%	382
SEA BREEZE REHAB AND NURSING CENTER□		372	9	2%	381
SERENADES IN THE VILLAGES		328	53	14%	381
BARTON HEALTH ALLIANCE	3	332	45	12%	380
RITECARE MEDICAL CENTER		291	89	23%	380
MADISON FACILITY INC		372	7	2%	379
SIGNATURE HEALTHCARE OF NORTH FLORIDA		375	4	1%	379
ACCESS MEDICAL CENTER	1	344	33	9%	378
24/7 PEDIATRIC CARE CENTERS INC		356	21	6%	377
BAYA PHARMACY WEST		8	368	98%	376
HENDRY REGIONAL MEDICAL CENTER		107	268	71%	375
FAIR HAVENS CENTER, OPCO		368	7	2%	375
solaris Healthcare Parkway	2	355	18	5%	375
VILLAGE DOCTORS FAMILY MEDICAL CENTER OF		308	66	18%	374
Vi at Lakeside Village Skilled Nursing		359	15	4%	374
BAYSHORE DIAGNOSTICS		328	44	12%	372
MACDILL AIR FORCE BASE		330	41	11%	371
URGENT CARE BETHESDA	1	318	52	14%	371
CORAL TRACE HEALTH CARE□	2	364	5	1%	371
INFORM DIAGNOSTICS		361	9	2%	370
SPRINGTREE REHAB & HEALTH CARE CENTER		346	24	6%	370
ADVENT HEALTH - TAMPA		148	221	60%	369
GEORGIA PUBLIC HEALTH LABORATORY		343	26	7%	369
VETERANS AFFAIRS MEDICAL CENTER - LAKE CITY		52	317	86%	369
KISSIMMEE FACILITY OPERATIONS LLC		345	24	7%	369
MY HEALTHY BLUEPRINT BY BAPTIST HEALTH CARE		309	60	16%	369
ARCPOINT LABS OF SARASOTA MANATEE		285	83	23%	368
Solaris HealthCare Imperial		360	8	2%	368
TRENTON MEDICAL CENTER INC DBA PALMS MEDICAL GROUP	4	270	93	25%	367
EPWORTH VILLAGE RETIREMENT COMMUNITY		361	6	2%	367

COVID-19: testing by laboratory

Data through Apr 22, 2021 verified as of Apr 23, 2021 at 09:25 AM

Data in this report are provisional and subject to change.

The numbers in the table below represent the number of Florida and non-Florida residents for whom test results were received by the Department of Health. A person can be tested by more than one laboratory and can have both positive and negative results. **Therefore, the sum of the numbers in each column will be larger than the total number of people tested.**

Reporting lab	Inconclusive	Negative	Positive	Percent positive	Total
Life Care Center at Inverrary		357	10	3%	367
ST CATHERINE'S WEST REHABILITATION HOSPITAL		353	13	4%	366
SANFORD LABORATORIES		333	32	9%	365
JACKSONVILLE KIDS PEDIATRICS, PLLC		330	35	10%	365
COLOR GENOMICS, INC.	2	356	6	2%	364
FL HUD DESTIN, LLC D/B/A GRAND BOULEVARD HEALTH		323	39	11%	362
Palmetto Subacute Care Center		350	11	3%	361
LASER & SURGERY CENTER OF THE PALM BEACHES☐		359	2	1%	361
NAIA		360	1	0%	361
LAKE EUSTIS HEALTH AND REHABILITATION CENTER		352	8	2%	360
Solaris Healthcare Coconut Creek		353	6	2%	359
ELMHURST HOSPITAL CENTER	1	327	30	8%	358
HAINES CITY REHABILITATION AND NURSING CENTER		334	24	7%	358
HOLIDAY CVS LLC DBA CVS/PHARMACY #0440		341	16	4%	357
AVANTE AT LEESBURG INC		350	5	1%	355
ESTERO ISLAND MEDICAL CENTER		280	73	21%	353
Marshall Health and Rehabilitation Center		304	49	14%	353
LUIS A GHIGLINO MD PA		342	11	3%	353
COMMUNITY HEALTH AND REHABILITATION CENTER		289	63	18%	352
VILLAGE AT VIENNA SQUARE,THE☐	6	329	17	5%	352
MY CLINICAL LAB		223	129	37%	352
BAPTIST HEALTH SOUTH FLORIDA - WEST BOCA URGENT CARE		289	63	18%	352
CORAL BAY HEALTHCARE AND REHABILITATION	1	338	12	3%	351
BAPTIST HEALTH URGENT CARE AT PLANTATION		291	60	17%	351
FOUNTAIN INN NURSING & REHABILITATION CTR, INC		344	6	2%	350
ADVANCED AMBULATORY SURGERY CENTER		337	13	4%	350
BEAR CREEK NURSING CENTER		345	5	1%	350
BOCA BIOLISTICS REFERENCE LABORATORY	2	223	124	36%	349
MANOR CARE OF NAPLES FL LLC		344	4	1%	348
FAMILY CARE PARTNERS OF NE FLORIDA LLC		273	74	21%	347
HEALTH DESIGNS		332	14	4%	346
TAVARES PEDIATRICS		294	52	15%	346
SELECT REFERENCE LABORATORIES, LLC	1	333	12	3%	346
RIVERS FAMILY MEDICINE PA		262	83	24%	345
Solaris Healthcare Lake Bennet		307	38	11%	345
The Care Center at Pinellas Park	1	333	11	3%	345
USAFSAM/PHE		175	170	49%	345
FLORIDA HEALTH CARE PLANS			344	100%	344
ARGO SENIOR LIVING AT HAVERHILL		323	21	6%	344
FLETCHER HEALTH AND REHABILITATION CENTER		339	3	1%	342
ADVENT HEALTH CENTRA CARE - PALM COAST		80	262	77%	342
SOUTHWEST ORLANDO FAMILY MEDICINE, PL		284	58	17%	342
RENAISSANCE AT THE TERRACES		338	3	1%	341
HOLLEY NAVARRE MEDICAL CLINIC		261	79	23%	340
CRONOS CLINICAL LABORATORY	22	227	91	27%	340
PALMS REHABILITATION AND HEALTHCARE CENTER		302	38	11%	340
The Grove Health and Rehabilitation		315	24	7%	339

COVID-19: testing by laboratory

Data through Apr 22, 2021 verified as of Apr 23, 2021 at 09:25 AM

Data in this report are provisional and subject to change.

The numbers in the table below represent the number of Florida and non-Florida residents for whom test results were received by the Department of Health. A person can be tested by more than one laboratory and can have both positive and negative results. **Therefore, the sum of the numbers in each column will be larger than the total number of people tested.**

Reporting lab	Inconclusive	Negative	Positive	Percent positive	Total
KEY WEST HEALTH AND REHAB	1	329	8	2%	338
MEDICAL CENTER AT OCEAN REEF,THE		321	17	5%	338
FRICKS PHARMACY		274	63	19%	337
AVENTURA REHAB AND NURSING CENTER		321	16	5%	337
DEPARTMENT OF HEALTH BUREAU OF FAMILY		329	8	2%	337
AVON PARK PEDIATRICS INC	3	297	37	11%	337
KENNEDY PAIN CLINIC GROUP LLC		301	34	10%	335
REGENTS PARK OF BOCA RATON□		331	4	1%	335
LIFE BRITE	1	316	17	5%	334
JACKSON PLAZA NURSING & REHAB CENTER	6	319	9	3%	334
VILLAGE PLACE NH LLC□		302	31	9%	333
NORTH PINELLAS STATMED QUICK QUALITY CLINICS		236	97	29%	333
GOOD SAMARITAN SOCIETY-DAYTONA		311	21	6%	332
LabCorp (Non-Interfaced)	2	129	201	61%	332
HOSPICE OF LAKE & SUMTER INC	1	323	8	2%	332
DELTONA HEALTH CARE		307	24	7%	331
RULEME CENTER	2	299	30	9%	331
Avante at St Cloud, Inc.		321	10	3%	331
PHYSICIANS REGIONAL WALK-IN		196	134	41%	330
Concordia Village of Tampa AL		325	5	2%	330
Life Care Center at Wells Crossing		309	21	6%	330
POMPANO REHABILITATION AND NURSING CTR		324	4	1%	328
AMERICAN FINNISH NURSING HOME	2	317	8	2%	327
Avante at Inverness		324	3	1%	327
SILVER CREEK SENIOR LIVING COMMUNITY		321	5	2%	326
ST LUCIE EMPLOYEE HEALTH & WELLNESS CENTER		316	10	3%	326
Surrey Place Healthcare and Rehabilitation		324	2	1%	326
MANORCARE AT LELY PALMS		321	5	2%	326
PIONEER CLINICAL LAB, LLC		212	113	35%	325
LODGE HEALTH AND REHABILITATION CENTER, THE		292	33	10%	325
ROSEN MEDICAL CENTER		283	42	13%	325
MACCLENNY NURSING AND REHAB		307	18	6%	325
ST JOSEPH'S HOSPITAL LABORATORY		1	324	100%	325
JACKSONVILLE VA UNIVERSITY OPC	4	311	9	3%	324
PEACHTREE IMMEDIATE CARE		264	60	19%	324
WESTCHESTER GARDENS LIMITED PARTNERSHIP		314	9	3%	323
ST JAMES HEALTH AND REHABILITATION CENTER		236	87	27%	323
REHABILITATION CENTER OF LAKE CITY, THE		294	28	9%	322
DAYTONA BEACH HEALTH AND REHAB CENTER		320	2	1%	322
ST JUDE CHILDREN'S RESEARCH HOSPITAL		307	15	5%	322
SIGNATURE HEALTHCARE AT THE COURTYARD		274	47	15%	321
FLORIDA KEYS PEDIATRICS & ADOLESCENT CENTER		303	18	6%	321
Life Care Center of Sarasota		307	13	4%	320
CITY OF PORT SAINT LUCIE		296	24	8%	320
PruittHealth Santa Rosa		225	94	29%	319
BIOCEPT		297	22	7%	319
EDGEWATER AT WATERMAN VILLAGE,THE		303	16	5%	319

COVID-19: testing by laboratory

Data through Apr 22, 2021 verified as of Apr 23, 2021 at 09:25 AM

Data in this report are provisional and subject to change.

The numbers in the table below represent the number of Florida and non-Florida residents for whom test results were received by the Department of Health. A person can be tested by more than one laboratory and can have both positive and negative results. **Therefore, the sum of the numbers in each column will be larger than the total number of people tested.**

Reporting lab	Inconclusive	Negative	Positive	Percent positive	Total
AVELLINO LAB USA, INC	1	304	13	4%	318
SUNCOAST URGENT CARE		240	77	24%	317
HEATHER HILL HEALTHCARE CENTER		270	47	15%	317
LUTHERAN HAVEN		308	9	3%	317
ACCURATE DIAGNOSTIC LABS, INC		299	18	6%	317
CRYSTAL RIVER HEALTH & REHAB		314	3	1%	317
TALLAHASSEE NHHI LLC	1	288	27	9%	316
MEDEXPRESS LUTZ		3	312	99%	315
COLLIER COUNTY JAIL		313	2	1%	315
BAY COUNTY SHERIFFS OFFICE JAIL FACILITY		262	53	17%	315
HUNT CLUB PEDIATRIC ASSOCIATES, P.A.		269	45	14%	314
CROSS POINTE CARE CENTER	2	305	6	2%	313
GENESIS MEDICAL LABORATORY MIAMI FL.		83	230	73%	313
EAST RIDGE RETIREMENT VILLAGE		310	2	1%	312
STATMED QUICK QUALITY CLINIC AT NORTH PINELLAS		66	246	79%	312
HOMESTEAD MANOR	2	268	41	13%	311
MINUTECLINIC LLC #3281		261	49	16%	310
TIERRA PINES CENTER		297	13	4%	310
CENTERSTONE OF FLORIDA☐		284	26	8%	310
Avante at Orlando	1	301	6	2%	308
OSPREY LODGE		248	59	19%	307
LAKELAND REGIONAL HEALTH SYSTEMS INC		39	266	87%	305
CLARE BRIDGE ORMOND BEACH	1	303			304
AFTER HOURS PEDIATRICS INC	1	1	301	99%	303
SILVERCREST HEALTH AND REHABILITATION CENTER	3	292	8	3%	303
PERSONALIZED GENETIC TESTING	3	199	100	33%	302
ARDEN COURTS OF TAMPA☐	2	294	5	2%	301
ARCPPOINT LABS OF ST PETERSBURG		209	91	30%	300
CONSULATE HEALTH CARE OF SAFETY HARBOR		293	7	2%	300
SARAPATH DIAGNOSTICS		172	127	42%	299
BUENA VISTA URGENT CARE		264	34	11%	298
ELLENTON PEDIATRICS PA		280	18	6%	298
BAYFRONT MEDICAL		264	33	11%	297
LAKE PARK OF MADISON		285	11	4%	296
Chatsworth at PGA National, LLC		283	13	4%	296
BROOKDALE DESTIN		284	12	4%	296
BAYA POINTE NURSING AND REHABILITATION		212	83	28%	295
LONGWOOD FAMILY PRACTICE		226	69	23%	295
CYPRESS COVE		289	6	2%	295
RIVERWOOD HEALTH NH LLC		254	39	13%	293
ALLIANCE PEDIATRICS PA		286	7	2%	293
PONTE VEDRA GARDENS		292	1	0%	293
NORTHWEST MEDICAL CENTER CLINICAL LABORATORY		175	118	40%	293
Sunset Point Center		289	4	1%	293
renaissance health and rehabilitation center		266	26	9%	292
WHITE WILSON MEDICAL IMMEDIATE CARE NICEVILLE		66	226	77%	292
HAVEN OF OUR LADY OF PEACE INC		284	8	3%	292

COVID-19: testing by laboratory

Data through Apr 22, 2021 verified as of Apr 23, 2021 at 09:25 AM

Data in this report are provisional and subject to change.

The numbers in the table below represent the number of Florida and non-Florida residents for whom test results were received by the Department of Health. A person can be tested by more than one laboratory and can have both positive and negative results. **Therefore, the sum of the numbers in each column will be larger than the total number of people tested.**

Reporting lab	Inconclusive	Negative	Positive	Percent positive	Total
FLORIDA ATLANTIC UNIVERSITY STUDENT HEALTH		241	51	17%	292
BIOIQ		243	48	16%	291
APOLLO HEALTH & REHABILITATION		284	7	2%	291
CONCIMED LLC		260	30	10%	290
PALM GARDEN OF GAINESVILLE	2	285	2	1%	289
STERLING HOUSE OF DELAND		288	1	0%	289
220 GOLDEN, LLC	1	272	16	6%	289
West Melbourne Health and Rehabilitation Center		288	1	0%	289
AUBURN UNIVERSITY MEDICAL CLINIC		227	62	21%	289
DOCTORS MEMORIAL HOSPITAL		158	131	45%	289
GULF COAST MEDICAL CENTER		283	6	2%	289
AMERICAN HEALTH ASSOCIATES INC	1	270	18	6%	289
USA HEALTH UNIVERSITY HOSPITAL CLINICAL LABORATORY	1	278	10	3%	289
CONEY ISLAND HOSPITAL	1	276	11	4%	288
DE LUNA HEALTH AND REHABILITATION CENTER		265	23	8%	288
WESTWOOD HEALTHCARE SNF		241	46	16%	287
W FRANK WELLS NURSING HOME		258	29	10%	287
ARBOR FACILITY INC		283	3	1%	286
Terrace Health and Rehab		282	4	1%	286
Solaris Senior Living North Naples ALF		277	9	3%	286
ENCOMPASS HEALTH REHABILITATION OF SEA PINES		284	1	0%	285
HOLISTIC PEDIATRICS GROUP LLC		261	23	8%	284
LAKE SIDE NEUROLOGIC		271	13	5%	284
CHIPOLA HEALTH AND REHAB		266	18	6%	284
DAVID SCOTT MADWAR MD PA		254	29	10%	283
AURORA DIAGNOSTICS BERNHARDT LABORATORIES PATHOLOGY SERVICE		190	93	33%	283
PROTEUS MOLECULAR AND CLINICAL LAB	1	169	112	40%	282
WILLISTON PEDIATRICS PA	1	243	37	13%	281
JACKSONVILLE UNIVERSITY	1	265	15	5%	281
PAVILION FOR HEALTHCARE, THE		278	3	1%	281
HIGHLANDS URGENT CARE			281	100%	281
MIDWAY PRIMARY CARE, LLC	11	180	89	32%	280
HARBOURWOOD	1	272	6	2%	279
PEDIATRICS IN BREVARD PA- ROCKLEDGE		236	43	15%	279
VETERANS AFFAIRS MEDICAL CENTER - MIAMI		2	277	99%	279
CHIPOLA MEDICAL ASSOCIATES, LLC		202	76	27%	278
MEDICATION ROOMS-CSU/CI NURSE STATION	1	264	13	5%	278
BROWARD NURSING & REHABILITATION CTR	8	256	14	5%	278
SIGNATURE HEALTHCARE OF ORANGE PARK		274	4	1%	278
BRENTWOOD RETIREMENT COMMUNITY	5	239	34	12%	278
PRUITT HEALTH-SANTA ROSA		275	2	1%	277
Crossbreeze care center	1	274	2	1%	277
Rehabilitation Center for Park Place LLC		266	11	4%	277
VILLAGES REGIONAL HOSPITAL SURGERY CENTER LLC, THE		218	58	21%	276
FIRST CHOICE PEDIATRICS INC		242	34	12%	276
JUPITER MEDICAL CENTER URGENT CARE - STUART		210	66	24%	276
LAKE VIEW CARE CENTER AT DELRAY		270	6	2%	276

COVID-19: testing by laboratory

Data through Apr 22, 2021 verified as of Apr 23, 2021 at 09:25 AM

Data in this report are provisional and subject to change.

The numbers in the table below represent the number of Florida and non-Florida residents for whom test results were received by the Department of Health. A person can be tested by more than one laboratory and can have both positive and negative results. **Therefore, the sum of the numbers in each column will be larger than the total number of people tested.**

Reporting lab	Inconclusive	Negative	Positive	Percent positive	Total
PROFESSIONAL URGENT CARE SERVICES		224	51	19%	275
AMERICAN RESEARCH LABS		249	26	9%	275
Chatham Glen Healthcare and Rehabilitation Center		266	9	3%	275
NASSAU COUNTY JAIL		229	45	16%	274
Glades West Rehabilitation and Nursing Center		266	8	3%	274
GENETIC TECHNOLOGICAL INNOVATIONS, LLC		260	13	5%	273
AMELIA MEDICAL CARE		117	156	57%	273
FIRST CHOICE PRIMARY CARE		216	56	21%	272
WASHINGTON REHAB AND NURSING		262	10	4%	272
SANDY PINES	2	226	43	16%	271
PBC FIREFIGHTER BENEFIT FUND WELLNESS CENTER		225	45	17%	270
Premier Place at The Glenview		261	9	3%	270
WALGREENS 10670		234	35	13%	269
NAPHCARE, INC AT MANATEE COUNTY JAIL		243	26	10%	269
FAMILY MEDICAL CARE OF PALM BEACH		190	79	29%	269
ADVENT HEALTH CARE CENTER	9	246	14	5%	269
ST VINCENT'S AMBULATORY CARE INC DBA	2	231	35	13%	268
ADVENT HEALTH CENTRA CARE - ORMOND BEACH		113	155	58%	268
ST MARK VILLAGE	1	261	5	2%	267
ATLANTIC URGENT CARE		186	81	30%	267
JUPITER MEDICAL CENTER URGENT CENTER		220	47	18%	267
BOND CLINIC, PA		197	70	26%	267
DOS OF NORTH SHORES NURSING & REHAB CENTER		267			267
SERANADES BY SONATA WEST ORANGE		236	29	11%	265
HEARTLAND PEDIATRICS OF LAKE PLACID PA	1	232	32	12%	265
THE PLAYERS CHAMPIONSHIP		265			265
Cross Gardens Care Center		263	1	0%	264
PALMS FACILITY INC		246	16	6%	262
SURREY PLACE CARE CENTER		255	7	3%	262
FARAH MEDICAL		247	15	6%	262
NADAL PEDIATRICS		217	44	17%	261
FORT MYERS REHABILITATION AND NURSING CENTER		234	26	10%	260
BRADEN RIVER REHABILITATION CENTER LLC		258	2	1%	260
NORTH FLORIDA PEDIATRICS - MARIANNA		220	40	15%	260
CLIFFORD CHESTER SIMS VA NURSING HOME		251	9	3%	260
CONSULATE HEALTHCARE OF KISSIMMEE		247	12	5%	259
D PEDIATRICS		237	21	8%	258
ADVENT HEALTH - ORLANDO		195	63	24%	258
FLORIDA WOMAN CARE LABORATORY LLC		232	26	10%	258
Jacaranda Manor		256	2	1%	258
AZALEA TRACE		245	13	5%	258
TERRACES OF LAKE WORTH CARE CENTER		245	12	5%	257
MIAMI JEWISH HEALTH SYSTEMS, INC	4	243	10	4%	257
MARTIN MEMORIAL MEDICAL CENTER LAB		128	129	50%	257
RAPID RELIABLE TESTING NY LLC		243	12	5%	255
LEESBURG PEDIATRICS		219	36	14%	255
LAKEVIEW INTERNAL MEDICINE		193	62	24%	255

COVID-19: testing by laboratory

Data through Apr 22, 2021 verified as of Apr 23, 2021 at 09:25 AM

Data in this report are provisional and subject to change.

The numbers in the table below represent the number of Florida and non-Florida residents for whom test results were received by the Department of Health. A person can be tested by more than one laboratory and can have both positive and negative results. **Therefore, the sum of the numbers in each column will be larger than the total number of people tested.**

Reporting lab	Inconclusive	Negative	Positive	Percent positive	Total
AVANTE AT ORMOND BEACH INC		247	8	3%	255
SHC College Park		253	2	1%	255
VI AT BENTLEY VILLAGE HOME CARE		254	1	0%	255
BAYVIEW CENTER		250	5	2%	255
PHYSICIANS PRIMARY CARE OF SOUTHWEST FLORIDA	1	236	17	7%	254
HOSPICE OF ST FRANCIS INC		247	7	3%	254
MIAMI CEREBRAL PALSY RESIDENTIAL		252	1	0%	253
SHELL POINT VILLAGE MEDICAL CENTER		246	7	3%	253
SEAVIEW NURSING AND REHABILITATION CENTER		242	10	4%	252
AMERICAN ESOTERIC LAB-BIRMINGHAM		248	4	2%	252
KR at Hillsborough Lakes/Lutz Healthcare		242	10	4%	252
STUART - FAIRGROUNDS		219	32	13%	251
FLORIDA CLINICAL LABORATORY-BIOREFERENCE LABORATORIES		99	152	61%	251
FELLOWSHIP HOME AT THE FAIRWAY LLC		244	7	3%	251
MILLENNIUM PHYSICIAN GROUP LLC		217	34	14%	251
COLLIER PHARMACY		201	49	20%	250
BUREAU OF CLINICAL LABORATORIES		209	41	16%	250
STAR CARE		209	40	16%	249
HCTB INC		202	46	19%	248
CARRINGTON PLACE OF ST PETE LLC		242	6	2%	248
UCC - WELLINGTON		3	245	99%	248
Consulate Health Care of St. Petersburg		240	7	3%	247
EVENT MED SERVICES LABORATORY		242	5	2%	247
ADVENTHEALTH EXPRESS CARE AT WESLEY CH		218	29	12%	247
AVECINA MOBILE		121	125	51%	246
Heritage Healthcare at Tallahassee		239	7	3%	246
PORT CHARLOTTE HMA		217	29	12%	246
HOMESTEAD VILLAGE		235	11	4%	246
ST AUGUSTINE HEALTH & REHAB CENTER		244	1	0%	245
ROSEWOOD HEALTHCARE & REHABILITATION CENTER		239	6	2%	245
VETERANS AFFAIRS ORLANDO VA MEDICAL CENTER			245	100%	245
Sunnyside Nursing Home		241	3	1%	244
REGENTS PARK AT AVENTURA		229	15	6%	244
MALABAR/ADVENT CENTRA CARE		48	196	80%	244
MARTIN ACQUISITION 1 LLC DBA		230	14	6%	244
WHITE WILSON MEDICAL CENTER IMMEDIATE CARE		135	108	44%	243
Orchid Cove at Sarasota		242	1	0%	243
IMA MEDICAL GROUP		168	74	31%	242
QUICK CARE MED LLC	1	185	56	23%	242
ARCHER HEALTH VENTURES, LLC		217	25	10%	242
TGH		1	241	100%	242
BARTRAM CROSSING		242			242
GOOD SAMARITAN CARES		236	5	2%	241
EDGEWOOD NURSING CENTER		231	10	4%	241
CCS - JOSEPH V CONTE		239	2	1%	241
SOUTHLAND SUITES OF ORMOND BEACH	4	236			240
PALM GARDEN OF AVENTURA		236	4	2%	240

COVID-19: testing by laboratory

Data through Apr 22, 2021 verified as of Apr 23, 2021 at 09:25 AM

Data in this report are provisional and subject to change.

The numbers in the table below represent the number of Florida and non-Florida residents for whom test results were received by the Department of Health. A person can be tested by more than one laboratory and can have both positive and negative results. **Therefore, the sum of the numbers in each column will be larger than the total number of people tested.**

Reporting lab	Inconclusive	Negative	Positive	Percent positive	Total
STERLING HOUSE OF WINTER HAVEN		237	3	1%	240
CLARE BRIDGE OF SARASOTA		238	2	1%	240
LAKESIDE HEALTH CENTER		240			240
TRUE NORTH HEALTH NAVIGATION LLC DBA DISPATCHHEALTH	1	200	39	16%	240
AMERICAN HOUSE SENIOR LIVING		189	51	21%	240
SPRINGS AT LAKE POINTE WOODS		237	2	1%	239
ORANGE COUNTY HEALTH DEPT		228	11	5%	239
OAKBROOK HEALTH AND REHABILITATION CENTER	1	224	14	6%	239
Flagler Health and Rehabilitation		235	3	1%	238
PADDOCK RIDGE		235	3	1%	238
ST ANTHONYS REHABILITATION HOSPITAL	9	226	2	1%	237
Avante at Lake Worth, Inc.		232	4	2%	236
Lake Port Square Health Center		219	17	7%	236
FLORIDA HEALTH CARE PLAN INC		2	233	99%	235
OAK HAMMOCK AT THE UNIVERSITY OF FLORIDA		229	6	3%	235
BAY TREE CARE AND REHABILITATION CENTER		197	38	16%	235
SAMIR EBEID MD		211	23	10%	234
GUEST HOUSE OCALA, THE		225	9	4%	234
MANDARIN PEDIATRICS		210	23	10%	233
life Care Center of Melbourne		215	17	7%	232
LCS SANDHILL COVE LLC DBA	6	217	9	4%	232
SOLARIS SENIOR LIVING VERO BEACH		224	8	3%	232
ManorCare Health Services-Palm Harbor	1	229	1	0%	231
SUNRISE DIAGNOSTIC LABORATORY		178	53	23%	231
ARDEN COURTS OF FORT MYERS		224	7	3%	231
Signature healthcare of Jacksonville		226	5	2%	231
ADVANCED MEDICAL GROUP		1	230	100%	231
THE RESIDENCE AT TIMBER PINES	4	202	25	11%	231
PINELLAS CARE CENTER		195	35	15%	230
LYNN HAVEN SPORTS COMPLEX-WALKON CLINIC		21	209	91%	230
NORTH FLORIDA PEDIATRICS PA - DUVAL		201	29	13%	230
FORT PIERCE HEALTH CARE		222	7	3%	229
Lakewood Nursing Center		198	31	14%	229
ASCENSION MEDICAL GROUP		5	223	98%	228
CHILDREN MED CARE INC		195	33	14%	228
MORSELIFE MEMORY CARE RESIDENCE		219	9	4%	228
KINDRED HOSPITAL THE PALM BEACHES		222	5	2%	227
CARENOW LAKE MARY		45	182	80%	227
PARKS HEALTHCARE & REHABILITATION CTR	4	211	11	5%	226
WIREGRASS DIRECT PRIMARY CARE PLLC		190	36	16%	226
NSPIRE HEALTHCARE LAUDERHILL		219	6	3%	225
ADVENT HEALTH - LAKE NONA		193	32	14%	225
PATHWAY PHARMACY		186	38	17%	224
PARK MEADOWS HEALTH AND REHABILITATION CENTER		223	1	0%	224
DISCOVERY VILLAGE AT MELBOURNE		197	27	12%	224
SUNLIFE PHARMACY		196	27	12%	223
INN AT ASTON GARDENS, THE		215	8	4%	223

COVID-19: testing by laboratory

Data through Apr 22, 2021 verified as of Apr 23, 2021 at 09:25 AM

Data in this report are provisional and subject to change.

The numbers in the table below represent the number of Florida and non-Florida residents for whom test results were received by the Department of Health. A person can be tested by more than one laboratory and can have both positive and negative results. **Therefore, the sum of the numbers in each column will be larger than the total number of people tested.**

Reporting lab	Inconclusive	Negative	Positive	Percent positive	Total
CONSULATE HEALTH CARE OF MELBOURNE		218	5	2%	223
CORAL REEF NURSING & REHABILITATION CENTER		215	8	4%	223
ADVENT HEALTH - PALM HARBOR ER		178	45	20%	223
LEHIGH VALLEY GENOMICS			223	100%	223
CCS - PAUL REIN DETENTION FACILITY		156	66	30%	222
The Ponce Therapy Care Center		218	4	2%	222
COLONY CLUB ALF,THE	1	208	13	6%	222
ALLSOUTH URGENT CARE		52	170	77%	222
ESCAMBIA COUNTY JAIL	2	167	53	24%	222
BORLAND GROOVER CLINIC	1	184	37	17%	222
PINNACLES PEDS CARE PA		222			222
A PLUS PEDIATRICS		195	27	12%	222
CAREATC CITY OF TAMPA	7	180	34	15%	221
DOCTORS MEMORIAL FAMILY MEDICINE	2	153	66	30%	221
ARDEN COURTS OF SEMINOLE		180	41	19%	221
RIVERSIDE RECOVERY OF TAMPA		220	1	0%	221
FLAGLER COUNTY DETENTION CENTER		208	13	6%	221
VIERA DEL MAR HEALTH AND REHABILITATION CENTER		209	12	5%	221
ST PETERSBURG PEDIATRICS-EAST BAY	1	186	34	15%	221
VITAS HEALTHCARE CORPORATION OF FL		205	15	7%	220
CORAL GABLES NURSING & REHABILITATION CENTER		210	10	5%	220
SUPERIOR RESIDENCES OF PANAMA CITY BEACH		213	7	3%	220
BAY VUE NURSING AND REHABILITATION CENTER		209	11	5%	220
CONCORD LIFE SCIENCES LLC	2	201	17	8%	220
Boynton Beach Rehabilitation Center	2	213	4	2%	219
LAKE REGIONAL URGENT CARE		12	207	95%	219
WOOD LAKE HEALTH AND REHABILITATION CENTER		219			219
ANGELS DIAGNOSTIC GROUP		174	45	21%	219
ADVENT HEALTH CENTRA CARE - DAYTONA BEACH		94	124	57%	218
Avante at Melbourne		213	5	2%	218
THE MANOR AT CARPENTERS		185	32	15%	217
KENILWORTH CARE & REHABILITATION CENTER		200	17	8%	217
MACTOWN, INC		215	2	1%	217
LAKE PORT SQUARE		200	17	8%	217
ST. CLOUD REGIONAL MEDICAL CENTER		199	18	8%	217
BROOKDALE ATRIM WAY		210	6	3%	216
YOUR FAMILY WALK-IN CLINIC		16	200	93%	216
Taylor Care Center		210	5	2%	215
GATEWAY/ADVENT CENTRA CARE	1	24	190	88%	215
MEDICAL CONSULTANTS OF FLORIDA LLC	1	181	33	15%	215
BARBARA O'REILLY MD PA		211	4	2%	215
KEY LARGO - LARGO CARGO		193	21	10%	214
BLOCK, NATION, CHASE, AND SMOLEN FAMILY MEDICINE		157	57	27%	214
ABSOLUTE HEALTH INTERNAL MEDICINE AND PEDIATRICS		191	23	11%	214
BENDERSON FAMILY SKILLED NURSING AND□		197	17	8%	214
HUNT CLUB PEDIATRIC ASSOCIATES PA		147	66	31%	213
Consulate Healthcare of West Palm Beach		197	16	8%	213

COVID-19: testing by laboratory

Data through Apr 22, 2021 verified as of Apr 23, 2021 at 09:25 AM

Data in this report are provisional and subject to change.

The numbers in the table below represent the number of Florida and non-Florida residents for whom test results were received by the Department of Health. A person can be tested by more than one laboratory and can have both positive and negative results. **Therefore, the sum of the numbers in each column will be larger than the total number of people tested.**

Reporting lab	Inconclusive	Negative	Positive	Percent positive	Total
San Jose Health & Rehabilitation		207	6	3%	213
GEORGE SAFRAN MD PC		200	13	6%	213
LIFE CARE CENTER OF PORT ST. LUCIE		201	12	6%	213
SACRED HEART HEALTH SYSTEM INC		177	36	17%	213
POCONO MEDICAL CENTER		212	1	0%	213
CONSULATE HEALTH CARE OF WINTER HAVEN		209	4	2%	213
The Waterford		209	3	1%	212
BOCA RATON REHABILITATION CENTER	4	204	4	2%	212
Bayside Health and Rehabilitation		181	31	15%	212
FULGENT GENETICS	3	166	43	20%	212
BONITA PHARMACY		192	20	9%	212
LABCORP BURLINGTON	1	157	53	25%	211
FREEDOM SQUARE NURSING CENTER		200	11	5%	211
Royal Oaks Nursing and Rehab		209	1	0%	210
GLENRIDGE ON PALMER RANCH,THE		202	8	4%	210
GOOD SAMARITAN SOCIETY OF DELAND		199	11	5%	210
PEDIATRIC SPECIALISTS MEDICAL GROUP	1	187	22	10%	210
HEALTH FIRST - HOLMES REGIONAL MEDICAL CENTER		32	178	85%	210
UNIVERSITY OF MIAMI		77	132	63%	209
THE PALACE NURSING AND REHABILITATION CENTER		209			209
Whispering Oaks	11	175	23	11%	209
PALMS MEDICAL GROUP HIGH SPRINGS		174	35	17%	209
MATHISON RETIREMENT COMMUNITY, INC	1	200	8	4%	209
Nspire Health Care Kendall		199	10	5%	209
Sunrise Health and Rehabilitation Center		200	8	4%	208
Hampton Court Nursing and Rehabilitation Center		206	2	1%	208
MCW MENTAL HEALTH LLC		204	4	2%	208
ESCAMBIA COUNTY JAIL DETENTION DIVISION		203	5	2%	208
TUSCAN GARDENS OF PALM COAST		201	6	3%	207
HIALEAH SHORES NURSING AND REHAB CENTER		199	8	4%	207
LAB CORP	1	120	86	42%	207
JUNO DERMATOLOGY LLC		189	18	9%	207
TARPON POINT NURSING AND REHABILITATION CENTER		203	3	1%	206
VILLA MARIA WEST SKILLED NURSING FACILITY		198	8	4%	206
ALL SEASONS NAPLES LLC		198	8	4%	206
MIRACLE HILL NURSING & REHABILITATION CENTER INC		200	6	3%	206
SOUTH BALDWIN REGIONAL MEDICAL CENTER		191	14	7%	205
WALGREENS 4915	1	185	19	9%	205
GATTOLINE ENTERPRISES, INC. DBA FAMILY CARE PHARMACY		169	36	18%	205
Cross Terrace REhabilitation		203	2	1%	205
PALM HARBOR FAMILY PRACTICE & WALK-IN		157	47	23%	204
MIAMI VA HEALTHCARE SYSTEM			204	100%	204
PCB CLINIC		159	45	22%	204
REGENCY PARK		186	18	9%	204
FLORIDA DEPARTMENT OF HEALTH IN TAYLOR COUNTY	1	160	43	21%	204
NEW YORK CITY DEPARTMENT OF HEALTH & MENTAL		170	34	17%	204
DISCOVERY VILLAGE AT NAPLES		187	17	8%	204

COVID-19: testing by laboratory

Data through Apr 22, 2021 verified as of Apr 23, 2021 at 09:25 AM

Data in this report are provisional and subject to change.

The numbers in the table below represent the number of Florida and non-Florida residents for whom test results were received by the Department of Health. A person can be tested by more than one laboratory and can have both positive and negative results. **Therefore, the sum of the numbers in each column will be larger than the total number of people tested.**

Reporting lab	Inconclusive	Negative	Positive	Percent positive	Total
HOSPITAL FOR SPECIAL SURGERY		201	3	1%	204
SENIOR LIVING VII TAMPA LLC□	1	193	9	4%	203
BROOKDALE OF SPRING HILL	9	192	2	1%	203
PATHGROUP LABS LLC		97	106	52%	203
WORKPLACE SCREENING INTELLIGENCE			202	100%	202
MEASE COUNTRYSIDE HOSPITAL		2	200	99%	202
PATRIOT MEDICAL LABORATORIES		194	8	4%	202
POLK COUNTY HEALTH DEPARTMENT		178	24	12%	202
ADVENT HEALTH CENTRA CARE - APOPKA NORTH		172	30	15%	202
Kindred Hospital South Florida Hollywood SNU		194	8	4%	202
AMA MEDICAL GROUP LLC		169	32	16%	201
Governors Creek Health and Rehabilitation	1	198	2	1%	201
VAMC WEST PALM LAB		5	196	98%	201
FIRSTCARE CLINIC		114	86	43%	200
EDWARD J HEALEY REHAB & NURSING CENTER		200			200
BARKLEY PLACE	1	194	5	3%	200
HERITAGE HEALTHCARE AND REHABILITATION CENTER		195	5	3%	200
AVANTE OF BOCA RATON		198	1	1%	199
JACKSON COUNTY HEALTH DEPARTMENT		150	49	25%	199
ARDEN COURTS OF DELRAY BEACH FL LLC	3	186	10	5%	199
ADVENT HEALTH - CARROLLWOOD	4	169	26	13%	199
GRACE PEDIATRICS		168	31	16%	199
CLERMONT URGENT CARE			198	100%	198
DOLPHIN POINTE HEALTH CARE LLC		175	23	12%	198
DEPARTMENT OF HEALTH & HUMAN SERVICES		198			198
VILLAGE PEDIATRICS LLC		168	30	15%	198
Signature Healthcare of Ormond		197	1	1%	198
LAUREL POINT CARE ACQUISITION LLC DBA SANDGATE GARDENS REHAB AND NURSI		171	27	14%	198
JACKSONVILLE NURSING AND REHAB CENTER		189	8	4%	197
RITE MEDICAL CARE PC		195	2	1%	197
HEALTHPOINT MED GRP OF THE EMERALD COAST LLC		161	36	18%	197
ABBIEJEAN RUSSELL CARE CENTER□		195	1	1%	196
RIVERWOOD CENTER,THE□		186	10	5%	196
NO FLORIDA PEDIATRICS, PA		169	27	14%	196
Heritage Park Rehabilitation & Healthcare		177	18	9%	195
FLORIDA MEDICAL CLINIC LLC		121	74	38%	195
BRUCE S WEST MD	1	193	1	1%	195
BEACON AT GULF BREEZE, THE	2	181	11	6%	194
XPRESS URGENT CARE- PORT ST. LUCIE		65	128	66%	193
SARNO EXTENDED HOURS		124	69	36%	193
NADAL PEDIATRICS - VICTORIA STREET (3385)		165	28	15%	193
FINLAY CLINICAL LABORATORY INC	1	39	153	79%	193
FIRST CHOICE PEDIATRICS SEMORAN		98	94	49%	192
CYPRESS POINT LIVING, LLC		177	15	8%	192
GEORGIA DEPARTMENT OF PUBLIC HEALTH	1	5	186	97%	192
CARE CENTERS OF NASSAU		188	3	2%	191
FEDERATION CCRC OPERATIONS CORP		190	1	1%	191

COVID-19: testing by laboratory

Data through Apr 22, 2021 verified as of Apr 23, 2021 at 09:25 AM

Data in this report are provisional and subject to change.

The numbers in the table below represent the number of Florida and non-Florida residents for whom test results were received by the Department of Health. A person can be tested by more than one laboratory and can have both positive and negative results. **Therefore, the sum of the numbers in each column will be larger than the total number of people tested.**

Reporting lab	Inconclusive	Negative	Positive	Percent positive	Total
HEALTH LINK DIAGNOSTIC LABORATORIES		182	9	5%	191
NEO GENOMICS - FORT MYERS	1	183	6	3%	190
SUMMERFIELD EMERGENCY ROOM		143	47	25%	190
VIPEDIATRICS PLLC		174	15	8%	189
PHYSICIANS REGIONAL MEDICAL CENTER - PINE RIDGE		20	169	89%	189
BVM THE BRIDGES LLC		188			188
CHARTER SENIOR LIVING OF PANAMA CITY BEACH		167	21	11%	188
VIERA MANOR ASSISTED LIVING RESIDENCE		181	7	4%	188
NIGHT LITE PEDIATRICS WINTER GARDEN		144	44	23%	188
HAWKINS FAMILY MEDICINE LLC	1	136	51	27%	188
GLADES HEALTH CARE CENTER		185	3	2%	188
TUSCAN GARDENS OF VENETIA MANAGEMENT COMPANY		174	14	7%	188
Life Care Center of Altamonte Springs		157	31	16%	188
MAGNOLIA DIAGNOSTICS, LLC	4	156	28	15%	188
OCEAN REEF MEDICAL CENTER		150	38	20%	188
WOMEN'S CARE FLORIDA LABORATORY		183	5	3%	188
ZON BEACHSIDE LLC		151	37	20%	188
US MEDICAL CARE, INC		164	23	12%	187
PLANTATION NURSING & REHAB CENTER		187			187
LAKE WALES OPERATING GROUP LLC		181	5	3%	186
ANTHEM LAKES LLC		151	35	19%	186
CANTERFIELD OF OCALA, LLC		175	11	6%	186
CSL PLASMA		31	155	83%	186
PPC-LAB EDI ORCHARD BI		176	9	5%	185
CAREATC, INC.	1	176	8	4%	185
BAPTIST HEALTH PRIMARY CARE	1	134	50	27%	185
SUNY UPSTATE MEDICAL UNIVERSITY		170	15	8%	185
EMBRY RIDDLE AERONAUTICAL UNIVERSITY HEALTH SERVICES		1	184	99%	185
ADVENT		172	13	7%	185
PEDIATRICS OF GREATER ORLANDO		157	28	15%	185
FLORIDA HEALTH CARE PLANS INC		2	183	99%	185
CANTERFIELD OF CLAY COUNTY		146	38	21%	184
BROOKDALE ORANGE PARK		182	2	1%	184
NSPIRE HEALTHCARE TAMARAC		144	40	22%	184
ARDEN COURTS OF LARGO FL, LLC		162	22	12%	184
PRIMECARE OF DOTHAN		130	54	29%	184
ST. JAMES BAY HEALTH AND REHABILITATION CENTER		183	1	1%	184
NORTH BEACH REHABILITATION CENTER		181	2	1%	183
ADVENT HEALTH CENTRA CARE - WESLEY CHAPEL		13	170	93%	183
ROSECASTLE OF ZEPHRHILLS		180	3	2%	183
BENTON HOUSE AT OAKLEAF		152	30	16%	182
EXOSOME DIAGNOSTICS	1	162	19	10%	182
KINDRED HOSPITAL MELBOURNE	1	174	6	3%	181
The Inn at Sarasota Bay Club		179	2	1%	181
Emory L Bennett State Veterans Nursing Home		178	3	2%	181
BAY EDUCATORS WELLNESS CENTER		123	57	32%	180
STERLING HOUSE OF PUNTA GORDA		179	1	1%	180

COVID-19: testing by laboratory

Data through Apr 22, 2021 verified as of Apr 23, 2021 at 09:25 AM

Data in this report are provisional and subject to change.

The numbers in the table below represent the number of Florida and non-Florida residents for whom test results were received by the Department of Health. A person can be tested by more than one laboratory and can have both positive and negative results. **Therefore, the sum of the numbers in each column will be larger than the total number of people tested.**

Reporting lab	Inconclusive	Negative	Positive	Percent positive	Total
RDV SPORTSPLEX PEDIATRICS		152	28	16%	180
WALGREENS #06012		156	23	13%	179
AMERICAN FAMILY MEDICAL LLC		136	43	24%	179
BRIGHTON EGGERT PHARMACY INC		171	7	4%	178
MID FLORIDA PATHOLOGY LLC MOBILE UNIT #4		125	53	30%	178
NORTH FLORIDA INTERNAL MEDICINE PA		144	34	19%	178
ROSECASTLE OF CITRUS		147	30	17%	177
EAST NEW YORK DIAGNOSTIC AND TREATMENT		168	9	5%	177
MOBILE INFIRMARY MED CENTER PATH LAB		162	15	8%	177
ADVENT HEALTH CENTRA CARE - CARROLLWOOD		5	172	97%	177
CLINICAL LABS OF HAWAII		177			177
CAYUGA MEDICAL CENTER AT ITHACA		172	5	3%	177
SEMINOLE TRIBE OF FLORIDA		146	31	18%	177
WEST COAST FAMILY MEDICAL CARE		142	35	20%	177
GENE BY GENE		61	115	65%	176
FLORIDA DEPARTMENT OF HEALTH IN ALACHUA COUNTY -		162	14	8%	176
ASTON GARDENS AT PELICAN MARSH		169	7	4%	176
Lehigh Acres Health and Rehabilitation		163	12	7%	175
LAKEVIEW TERRACE RETIREMENT COMMUNITY		156	19	11%	175
Madison Health and Rehabilitation Center		139	36	21%	175
ORLANDO HEALTH EMERGENCY DEPARTMENT		163	12	7%	175
Signature Healthcare of Palm Beach		172	2	1%	174
QUEENS HOSPITAL CENTER	1	163	10	6%	174
ANCHOR CARE AND REHABILITATION CENTER		173	1	1%	174
GULFCOAST PEDIATRICS		163	11	6%	174
CENTRAL FLORIDA HEALTHCARE GROUP LLC		151	22	13%	173
JEFFERSON COUNTY HEALTH DEPARTMENT-MONTICELLO		132	41	24%	173
FHMG-FLORIDA HOSPITAL MEDICAL GROUP		147	26	15%	173
TRADITION MEDICAL CENTER LABORATORY		55	118	68%	173
COASTAL INTERNAL MEDICINE		133	39	23%	172
QUALITY URGENT CARE AND WELLNESS PL	3	124	45	26%	172
SUWANNEE VALLEY NURSING CENTER		158	14	8%	172
FORT WALTON REHABILITATION CENTER		133	39	23%	172
URGENT CARE OF THE PALM BEACHES, NORTH PALM BEACH			172	100%	172
CVS		45	127	74%	172
BROOKDALE FORT MYERS THE COLONY		167	4	2%	171
WOODBIDGE FACILITY INC		165	5	3%	170
HIGHLANDS LAKE CENTER		165	5	3%	170
Belleair Healthcare Center		164	6	4%	170
NO FLORIDA PEDIATRICS, PA - BRADFORD		140	29	17%	169
Life Care Center of Orlando		164	5	3%	169
WESLEY HAVEN VILLA	1	132	35	21%	168
ADVENT HEALTH CENTRA CARE - TEMPLE TERRACE	1	104	63	38%	168
PANAMA CITY DEVELOPMENTAL CENTER□		168			168
HEARTLAND HEALTHCARE AND REHAB CENTER		146	22	13%	168
OSPREY VILLAGE AT AMELIA ISLAND LTD		157	10	6%	167
FINNISH AMERICAN REST HOME-ALF		165	2	1%	167

COVID-19: testing by laboratory

Data through Apr 22, 2021 verified as of Apr 23, 2021 at 09:25 AM

Data in this report are provisional and subject to change.

The numbers in the table below represent the number of Florida and non-Florida residents for whom test results were received by the Department of Health. A person can be tested by more than one laboratory and can have both positive and negative results. **Therefore, the sum of the numbers in each column will be larger than the total number of people tested.**

Reporting lab	Inconclusive	Negative	Positive	Percent positive	Total
TERRACE AT HOBE SOUND, THE	1	154	12	7%	167
Peninsula Care and Rehab		154	12	7%	166
MINUTECLINIC DIAGNOSTIC OF TEXAS, LLC		149	17	10%	166
WILTON MANORS HEALTH & REHABILITATION CENTER		157	9	5%	166
KINDRED HOSPITAL SOUTH FLORIDA		131	35	21%	166
BAYCARE HEALTH SYSTEMS	1	6	159	96%	166
MEADOWCREST FAMILY PHYSICIANS		97	69	42%	166
CITRUS HEALTH AND REHAB		132	33	20%	165
KINDRED HOSPITAL - SOUTH FLORIDA		162	3	2%	165
THE ARLINGTON OF NAPLES INC.		162	3	2%	165
BROOKDALE BONITA SPRINGS		162	3	2%	165
PEDIATRIC ASSOCIATES AT ARGYLE PA		158	7	4%	165
KRYSTAL BAY NURSING AND REHABILITATION		158	6	4%	164
NORTH PORT REHABILITATION AND NURSING CENTER□		163	1	1%	164
WEST		145	19	12%	164
TRI COUNTY NURSING HOME		162	1	1%	163
PRECISION GENETICS, INC		157	6	4%	163
BRADENTON HEALTH CARE		163			163
ADVENTHEALTH MEDICAL GROUP FAMILY MEDICINE AT		122	40	25%	162
HAZELDEN FLORIDA	1	154	7	4%	162
JPR URGENT MEDICAL CARE		157	4	2%	161
PROMPT CARE OF CENTRAL FLORIDA			161	100%	161
SOMERBY LAKE NONA		154	7	4%	161
MAINSTREAM DIAGNOSTIC LABORATORY LLC		136	25	16%	161
BAYA URGENT CARE LLC		133	28	17%	161
MINUTECLINIC DIAGNOSTIC		151	9	6%	160
KEYSTONE REHAB		160			160
ARCADIA HEALTH AND REHABILITATION CENTER		100	60	38%	160
ISLAND HEALTH AND REHABILITATION CENTER		159	1	1%	160
F&T MEDICAL RESEARCH, INC		160			160
GREENBRIAR REHABILITATION AND NURSING CENTER	1	159			160
NEMOURS CHILDREN'S URGENT CARE		80	79	50%	159
ANYLABTEST NOW		151	8	5%	159
MERCY MEDICAL URGENT CARE CENTER INC		105	54	34%	159
WALTON PLACE		159			159
BROOKDALE PENSACOLA		158	1	1%	159
DESOTO PALMS ALF		154	5	3%	159
WUESTHOFF REF LABORATORY			158	100%	158
WRIGHTS HEALTH CARE AND REHABILITATION CENTER		128	30	19%	158
HOSPICE OF THE TREASURE COAST		153	5	3%	158
ALLCARE MEDICAL CENTERS PC		133	24	15%	157
DOCTORS MEMORIAL FAMILY PRACTICE	2	119	36	23%	157
POINTE, THE		129	28	18%	157
ARDEN COURTS OF PALM HARBOR		137	20	13%	157
ALL FLORIDA FAMILY AND SPORTS MEDICINE		134	23	15%	157
TIMBERRIDGE NURSING HOME & REHAB		123	34	22%	157
HEARTLAND SOUTH JACKSONVILLE OF JACKSONVILLE FL ,		156			156

COVID-19: testing by laboratory

Data through Apr 22, 2021 verified as of Apr 23, 2021 at 09:25 AM

Data in this report are provisional and subject to change.

The numbers in the table below represent the number of Florida and non-Florida residents for whom test results were received by the Department of Health. A person can be tested by more than one laboratory and can have both positive and negative results. **Therefore, the sum of the numbers in each column will be larger than the total number of people tested.**

Reporting lab	Inconclusive	Negative	Positive	Percent positive	Total
ATMORE COMMUNITY HOSPITAL LABORATORY		128	28	18%	156
Englewood Healthcare and Rehab		141	15	10%	156
GRAVITY DIAGNOSTICS		56	100	64%	156
FAMILY EXTENDED CARE OF CENTRAL TAMPA		137	18	12%	155
COCOA BEACH/ADVENT CENTRA		41	114	74%	155
DIAMOND RIDGE		147	8	5%	155
PROVIDENCE HOSPITAL LABORATORY		147	8	5%	155
BIGGERS FAMILY MEDICINE PA	1	139	14	9%	154
CHERRY OAK PALM BEACH COUNTY		146	8	5%	154
CORE BIO LABS		76	78	51%	154
PRUITT HEALTH		152	2	1%	154
WALGREENS 6221		136	18	12%	154
CARE RESOURCE COMMUNITY HEALTH CENTERS INC		147	7	5%	154
FAWCETT MEMORIAL HOSPITAL-LAB		39	115	75%	154
AMERICAN HOUSE COCONUT POINT		133	21	14%	154
PALMETTTO FACILITY INC	1	153			154
SUNNY HILLS ALF OF SEBRING INC		140	13	8%	153
PHYSICIAN PARTNERS PERRY		89	64	42%	153
MD NOW MEDICAL CENTERS INC		115	37	24%	152
TUSCAN ISLE CHAMPIONSGATE OP CO LLC		150	2	1%	152
CLEARWATER STATMED QUICK QUALITY CLINICS		43	109	72%	152
CRANE CENTER		121	31	20%	152
TGH URGENT CARE – SEMINOLE			151	100%	151
FAWCETT MEMORIAL HOSPITAL LABORATORY			151	100%	151
ADVENTHEALTH HOSPICE CARE CENTRAL FLORIDA		147	4	3%	151
ORANGE COUNTY CORRECTIONS HEALTH SERVICES		121	30	20%	151
SOUTH GEORGIA MEDICAL CENTER		100	51	34%	151
NAVARRE GARDENS LLC		126	25	17%	151
REFUAH HEALTH CENTER LABORATORY		143	8	5%	151
CITRUS MEMORIAL HOSPITAL			150	100%	150
CROSSWINDS HEALTH AND REHABILITATION CENTER	1	147	2	1%	150
LABORATORY OF FLORIDA		97	53	35%	150
GOLD CHOICE SENIOR COMMUNITIES		109	41	27%	150
PALM BEACH COUNTY HEALTH DEPT LAB	4	139	7	5%	150
The Crossroads		149	1	1%	150
MINUTECLINIC DIAGNOSTIC OF SOUTH CARO		125	24	16%	149
BRANDON COMMUNITY HEALTH CENTER		124	25	17%	149
PRECISION HEALTH RESOURCES, LLC	1	133	15	10%	149
MACKOUL PEDIATRICS FORT MYERS		130	18	12%	148
SEAGRASS VILLAGE FLEMING ISLAND		111	37	25%	148
MILLENNIUM LAB SERVICES			148	100%	148
CLINICA HISPANA		1	146	99%	147
PROVISTA DIAGNOSTICS, INC		144	3	2%	147
East Bay Rehabilitation Center		113	34	23%	147
SONATA COCONUT CREEK	2	122	23	16%	147
GRAND AVE PHARMACY		112	35	24%	147
MEMORY CARE OF NAPLES		146	1	1%	147

COVID-19: testing by laboratory

Data through Apr 22, 2021 verified as of Apr 23, 2021 at 09:25 AM

Data in this report are provisional and subject to change.

The numbers in the table below represent the number of Florida and non-Florida residents for whom test results were received by the Department of Health. A person can be tested by more than one laboratory and can have both positive and negative results. **Therefore, the sum of the numbers in each column will be larger than the total number of people tested.**

Reporting lab	Inconclusive	Negative	Positive	Percent positive	Total
DAYSPRING VILLAGE		125	22	15%	147
BOSTON RED SOX CLUB LP		144	2	1%	146
WEDGEWOOD HEALTHCARE CENTER		94	52	36%	146
Quail Run Health Care Center		146			146
HARBOR BEACH NURSING AND REHABILITATION CENTER		138	8	5%	146
REGENCY OAKS HEALTH CENTER		144	2	1%	146
ALLIANCE PEDIATRICS		114	31	21%	145
REGENCY CARE OF BLOUNTSTOWN LLC		135	10	7%	145
ADVENTHEALTH CENTRA CARE PONCIANA	1	81	63	43%	145
BROOKDALE CAPE CORAL		145			145
AEGIS MEDICAL GROUP		121	24	17%	145
DAYSPRING SENIOR LIVING LLC		143	2	1%	145
WINDSOR OF LAKEWOOD RANCH,THE		142	2	1%	144
NCRNC INC		140	4	3%	144
WILLOWBROOKE COURT AT ST ANDREWS ESTATES		139	5	3%	144
OPPENHEIMER PLASTIC SURGERY LLC		139	5	3%	144
SMILEY MEDICAL GROUP		108	35	24%	143
PALM GARDEN OF PINELLAS		143			143
JEFFERY WEINZWEIG		2	141	99%	143
MAGNOLIA MEDICAL CLINIC		34	109	76%	143
OAKHURST CENTER		135	7	5%	142
DB MD		126	16	11%	142
OAKS OF KISSIMMEE HEALTH AND REHABILITATION CENTER		139	3	2%	142
MV MEDICAL PRACTICE DBA PRIMARY URGENT CARE		135	7	5%	142
MINUTECLINIC LLC #4987		125	17	12%	142
PORT ST LUCIE REHABILITATION AND HEALTHCARE		98	43	30%	141
MD NOW MEDICAL CENTERS, INC.		110	31	22%	141
RESEARCH CENTERS OF AMERICA, LLC		117	24	17%	141
LabCorp L#09258090 M#09258105		74	67	48%	141
GATEWAY CARE CENTER		139	2	1%	141
LEE MEMORIAL HEALTH SYSTEM HEALTH FAIR		136	5	4%	141
NOVARI CARE LLC		97	44	31%	141
UNITED CLINICAL LABORATORIES		132	9	6%	141
GABISA MEDICAL LLC		139	1	1%	140
ARDEN COURTS OF LELY PALMS		137	2	1%	139
Gulf Coast Healthcare (Longwood Health and Rehab		118	21	15%	139
CARENOW URGENT CARE - LAKE MARY			139	100%	139
Summit Medical Group		127	12	9%	139
GARDENS HEALTH NH LLC		136	3	2%	139
GRAND OAKS HEALTH & REHABILITATION		138	1	1%	139
Centre Pointe Health and Rehabilitation Center		127	11	8%	138
GRAND VILLA OF ORMOND BEACH		132	6	4%	138
OCALA CBOC		132	6	4%	138
AHEC CLINIC		8	130	94%	138
Lakeside Nursing and Rehabilitation Center	1	112	25	18%	138
KINDRED HOSPITAL NORTH FLORIDA	3	127	8	6%	138
ADVENT HEALTH CENTRA CARE - CITRUS PARK		9	129	93%	138

COVID-19: testing by laboratory

Data through Apr 22, 2021 verified as of Apr 23, 2021 at 09:25 AM

Data in this report are provisional and subject to change.

The numbers in the table below represent the number of Florida and non-Florida residents for whom test results were received by the Department of Health. A person can be tested by more than one laboratory and can have both positive and negative results. **Therefore, the sum of the numbers in each column will be larger than the total number of people tested.**

Reporting lab	Inconclusive	Negative	Positive	Percent positive	Total
ADVENT HEALTH CENTRA CARE - DELAND		28	110	80%	138
AMERICAN PATHOLOGY PARTNERS		136	2	1%	138
MANOR CARE OF PALM HARBOR		135	3	2%	138
MANOR AT BLUEWATER BAY		131	7	5%	138
WALGREENS #04809	1	119	18	13%	138
DIAGNOSTIC LABORATORY OF OKLAHOMA		111	26	19%	137
SPRING HAVEN RETIREMENT	1	133	3	2%	137
HIGHLANDS MEDICAL CENTER		134	3	2%	137
MED COMP SCIENCES		3	134	98%	137
A2Z DIAGNOSTICS		136	1	1%	137
LONGWOOD CARDIOLOGY			137	100%	137
JOHN KNOX VILLAGE OF CENTRAL FLORIDA		132	5	4%	137
DOCTOR'S IN HOUSE LABORATORY		18	119	87%	137
HARBORCHASE OF VERO BEACH	1	117	18	13%	136
CORNERSTONE MEDICAL CARE OF BRANDON PL		112	24	18%	136
LIFE CARE CENTER OF JACKSONVILLE		115	21	15%	136
ARIZONA DEPARTMENT OF HEALTH SERVICES		5	131	96%	136
CLARE BRIDGE OF CAPE CORAL	1	135			136
SONATA DELRAY BEACH		125	11	8%	136
ADVENT HEALTH CENTRA CARE - ORANGE CITY	1	53	82	60%	136
LONGWOOD HEALTH AND REHABILITATION CENTER		124	12	9%	136
IRL MARKET LAB ALACHUA		104	31	23%	135
WELLOW URGENT CARE PC		133	2	1%	135
PEDIATRIC CARE CENTER		135			135
SONATA WEST		133	2	1%	135
SOUTH CAMPUS FACILITY INC		122	12	9%	134
STEWART MEDICAL GROUP		34	100	75%	134
SUNY UPSTATE OVERFLOW LABORATORY		134			134
SANIBEL INTERNAL MEDICINE, LLC		129	5	4%	134
ADVANCED MEDICAL CENTER		86	48	36%	134
SANDALWOOD NURSING CENTER		127	7	5%	134
GRAND VILLA OF LAKE LAND		127	6	5%	133
VITAS HEALTHCARE		122	11	8%	133
LABCORP RTP		54	79	59%	133
The Crossings		131	2	2%	133
FLORIDA DEPARTMENT OF HEALTH IN WALTON COUNTY		118	14	11%	132
AMERICAN HOUSE-BONITA SPRINGS		131	1	1%	132
VITAS HEALTHCARE CORPORATION OF FLORIDA		128	4	3%	132
TURNING POINT OF TAMPA		125	7	5%	132
COASTAL DETOX		129	3	2%	132
THE REHABILITATION CENTER OF LAKE CITY		127	5	4%	132
CENTRACARE		18	114	86%	132
SONNIS PEDIATRICS PA		118	14	11%	132
FOUNTAINS OF HOPE LLC, THE		130	1	1%	131
THE WELLNESS CENTER AT LAKEWOOD RANCH		43	88	67%	131
INTEGRATED REGIONAL LABORATORIES		119	12	9%	131
LAKELAND REGIONAL HEALTH LAKE MIRIAM	2	87	42	32%	131

COVID-19: testing by laboratory

Data through Apr 22, 2021 verified as of Apr 23, 2021 at 09:25 AM

Data in this report are provisional and subject to change.

The numbers in the table below represent the number of Florida and non-Florida residents for whom test results were received by the Department of Health. A person can be tested by more than one laboratory and can have both positive and negative results. **Therefore, the sum of the numbers in each column will be larger than the total number of people tested.**

Reporting lab	Inconclusive	Negative	Positive	Percent positive	Total
NORTHEAST FLORIDA STATE HOSP-NURSING		129	1	1%	130
WILLOW BROOKE COURT AT AZALEA TRACE		128	2	2%	130
SEVEN HILLS HEALTH AND REHABILITATION CENTER		114	16	12%	130
ST PETERSBURG PEDIATRICS-MLK JUNIOR BLVD		120	10	8%	130
ALTERNATIVE LIVING, INC DBA TWIN CITIES PAVILION		127	3	2%	130
MICRO PATH LABORATORIES INC		127	3	2%	130
CHARLES CROFT MD	1	127	2	2%	130
MOOSEHAVEN LIFE CARE CENTER		130			130
COQUINA CENTER		125	5	4%	130
OAKS OF CLEARWATER, THE		126	3	2%	129
MINUTECLINIC DIAGNOSTIC OF NORTH CAROL		105	24	19%	129
TRI-COUNTY NURSING HOME		117	12	9%	129
QUICK CARE MED PL CR		80	49	38%	129
ST JOHNS COUNTY DETENTION CENTER		129			129
ROHR HOME		125	4	3%	129
ARBOR TERRACE SAN JOSE LLC	3	124	2	2%	129
LANDMARK HOSPITAL SOUTHWEST FLORIDA LLC		124	5	4%	129
BMHSI-AEL MICROBIOLOGY LABORATORY	2	102	25	19%	129
SUNRISE SENIOR LIVING OF JACKSONVILLE		119	9	7%	128
CENTRAL FLORIDA HEALTH SERVICES		99	29	23%	128
KINDRED HOSPITAL-BAY AREA-ST PETERSBURG LAB	1	120	6	5%	127
DIATHERIX LABORATORIES		73	54	43%	127
THE CLUB AND REHABILITATION CENTER		126	1	1%	127
GESSLER CLINIC PA		98	29	23%	127
HILLSBOROUGH COUNTY DEVELOPMENTAL CTR	1	117	9	7%	127
BAY REGIONAL URGENT CARE	1	86	40	31%	127
PANAMA PHARMACY	3	106	18	14%	127
MEYER PEDIATRICS		111	16	13%	127
SURFSIDE URGENT CARE		104	23	18%	127
SHOAL CREEK REHABILITATION CENTER		85	42	33%	127
L&S SENIOR CARE DBA ARCADIA OAKS	4	121	1	1%	126
SOLARIS SENIOR LIVING OF MERRITT ISLAND		121	5	4%	126
MORTON PLANT HOSPITAL NURSING		2	124	98%	126
SEMINOLE SPORTS AND FAMILY MEDICINE		109	16	13%	125
BROOKDALE PALM COAST		125			125
HEARTLAND PHARMACY LAKE PLACID, INC		94	31	25%	125
FLORIDA DEPARTMENT OF HEALTH IN LAKE COUNTY	1	79	45	36%	125
IQBAL A FARUQUI MD		93	32	26%	125
ISLAND URGENT CARE PLLC DBA AFC URGENT CARE		123	1	1%	124
Mt Sinai Aventura			124	100%	124
KEYSTYLE LIVING LLC	1	122	1	1%	124
WINDERMERE MEDICAL CENTER		119	5	4%	124
NORTH FL SOUTH GA HCS-MALCOM RANDALL VAMC			124	100%	124
ARBOR GLEN AT ARBOR TRACE	2	113	9	7%	124
ADVENT HEALTH CENTRA CARE - BRANDON		31	93	75%	124
PEDIATRIC SERVICES AND BREATHING CENTER PA		94	29	24%	123
GENEDX		48	75	61%	123

COVID-19: testing by laboratory

Data through Apr 22, 2021 verified as of Apr 23, 2021 at 09:25 AM

Data in this report are provisional and subject to change.

The numbers in the table below represent the number of Florida and non-Florida residents for whom test results were received by the Department of Health. A person can be tested by more than one laboratory and can have both positive and negative results. **Therefore, the sum of the numbers in each column will be larger than the total number of people tested.**

Reporting lab	Inconclusive	Negative	Positive	Percent positive	Total
ARDEN COURTS OF WEST PALM BEACH		122	1	1%	123
BIODESIX, INC.		94	29	24%	123
MONTEFIORE MEDICAL CENTER LABORATORIES - MOSES		113	10	8%	123
PSL NAPLES BH OPERATIONS, LLC		123			123
TIFFANY HALL NURSING AND REHAB CENTER		114	9	7%	123
CITRUS MEMORIAL HEALTH SYSTEM LAB		2	121	98%	123
VILLAGE ON THE ISLE☐		117	6	5%	123
FLORIDA ATLANTIC UNIVERSITY		116	7	6%	123
WESTCHESTER MEDICAL CENTER	1	116	5	4%	122
PRIME HEALTH OF NORTH PORT LLC		102	20	16%	122
PARKVIEW HEALTH		121	1	1%	122
THREE OAKS PHARMACY INC		109	13	11%	122
MINUTECLINIC DIAGNOSTIC OF RHODE ISLAND, LLC #729		118	4	3%	122
PHYSICIANS REGIONAL CLINIC		92	30	25%	122
TGH URGENT CARE – TYRONE		3	119	98%	122
PALMS EDGE	1	113	8	7%	122
PANCARE HEALTH GULF COUNTY		93	28	23%	121
SIGNATURE HEALTHCARE OF PORT CHARLOTTE		114	7	6%	121
EC OPCO CARROLLWOOD LLC		114	7	6%	121
THE COURTYARD ASSISTED LIVING		117	4	3%	121
Crystal Health & Rehab Center		115	6	5%	121
URGENT CARE TCMA			121	100%	121
ADVENTHEALTH MEDICAL GROUP PRIMARY CARE		112	9	7%	121
Sandy Ridge Center for Rehabilitation and Healing		100	21	17%	121
BROOKDALE JENSEN BEACH☐		118	3	2%	121
PINELLAS COUNTY JAIL			121	100%	121
ARBOR TERRACE ORTEGA LLC	2	116	2	2%	120
FHMG LAKE MARY PEDS		104	16	13%	120
LATE HOURS URGENT CARE		63	57	48%	120
HOBDAIR FAMILY HEALTH LLC☐		83	37	31%	120
FLAGLER COLLEGE HEALTH SERVICES		86	34	28%	120
MED ONE AT SAINT AUGUSTINE		87	32	27%	119
Hialeah Nursing And Rehabilitation Center		113	6	5%	119
RDX BIOSCIENCE		60	59	50%	119
ORANGE PARK PEDIATRICS		108	11	9%	119
COASTAL HEALTH AND REHAB		110	9	8%	119
MATHISON RETIREMENT COMMUNITY		114	5	4%	119
PICH KTM CORP DBA MEDTOWN PHARMACY		102	17	14%	119
MY CLINICAL LAB INC		17	102	86%	119
HOSPICE OF MARTIN & ST LUCIE, INC		116	3	3%	119
ISLAND DOCTORS		23	95	81%	118
SH HERON EAST LLC☐		103	15	13%	118
MINUTECLINIC DIAGNOSTIC OF NORTH CARO		103	15	13%	118
VILLAS OF HOLLY BROOK - BRADENTON 14TH		116	2	2%	118
BROWARD HEALTH CORAL SPRINGS EPIDEMIOLOGY DEPT		1	117	99%	118
FHMG- FLORIDA HOSPITAL MEDICAL GROUP		103	14	12%	117
Golfview Healthcare Center		111	6	5%	117

COVID-19: testing by laboratory

Data through Apr 22, 2021 verified as of Apr 23, 2021 at 09:25 AM

Data in this report are provisional and subject to change.

The numbers in the table below represent the number of Florida and non-Florida residents for whom test results were received by the Department of Health. A person can be tested by more than one laboratory and can have both positive and negative results. **Therefore, the sum of the numbers in each column will be larger than the total number of people tested.**

Reporting lab	Inconclusive	Negative	Positive	Percent positive	Total
HOSPICE OF THE EMERALD COAST INC - PANAMA CITY	2	108	7	6%	117
NEIGHBORHOOD MEDICAL CENTER		112	5	4%	117
UNIVERSITY HEALTH SYSTEM INC		106	11	9%	117
BROOKDALE COLONIAL PARK	2	114	1	1%	117
MD 365 MEDICAL CARE		115	1	1%	116
AVOW HOSPICE INC		116			116
DELAND WELLNESS CENTER			116	100%	116
GRAND VILLA OF DELAND		108	8	7%	116
BELVEDERE COMMONS OF FORT WALTON BEACH		106	10	9%	116
LEE COUNTY SCHOOL DISTRICT	1	108	7	6%	116
TREASURE COAST MEDICAL ASSOCIATES		4	111	97%	115
SUNFLOWER SPRINGS ASSISTED LIVING		105	10	9%	115
Alhambra Health and Rehabilitation		115			115
WESTWOOD NURSING & REHAB		81	34	30%	115
J FRANK AVEY MD		89	26	23%	115
SUMMIT MEDICAL GROUP PA		105	10	9%	115
BAY PINES MEDICAL ASSOCIATES		1	114	99%	115
CABANA AT JENSEN DUNES, THE		111	4	3%	115
Fouraker Hills Rehab and Nursing		106	9	8%	115
SOUTH BALDWIN MEDICAL CENTER GULF SHORES		91	23	20%	114
UNIVERSITY MEDICAL CENTER SUITES		100	14	12%	114
TUSCAN ISLE OPERATING COMPANY LLC DBA		110	4	4%	114
Courtyards of Orlando Care Center		102	12	11%	114
ELAN BUENA VISTA		97	17	15%	114
ARDEN COURTS OF SARASOTA		97	17	15%	114
ADVANCED EMURGENT CARE		28	85	75%	113
QUALITY URGENT CARE AND WELLNESS		71	42	37%	113
VITAS HEALTHCARE CORP OF FLORIDA		112	1	1%	113
CARE CENTERS OF NASSAU, LLC - HENDRICKS RD		112	1	1%	113
PATRICK AIR FORCE BASE		7	106	94%	113
AESTHETIC SURGERY CENTER OF WINTER PARK, THE	3	105	5	4%	113
PUTNAM COUNTY SHERIFFS OFFICE		103	10	9%	113
TREASURE COAST PRIMARY CARE		91	21	19%	112
VRL EUROFINS - HAWAII		112			112
ALLIED HEALTH FORT PIERCE		112			112
CLEVELAND CLINIC FOUNDATION		12	100	89%	112
MG PORT CHARLOTTE II SUBTENANT LLC		99	12	11%	111
G & R HEALTH MART PHARMACY		91	20	18%	111
SACRED HEART MEDICAL GROUP URGENT CARE		90	21	19%	111
NAPHCARE, INC.		101	10	9%	111
CSL PLASMA INC		8	103	93%	111
ALL MY KIDS PEDIATRICS INC		78	33	30%	111
LAKE HOUSE ASSISTED LIVING		93	17	15%	110
GIBBENS FAMILY MEDICAL, LLC		91	19	17%	110
TREASURE COAST FORENSIC TREATMENT CTR		89	21	19%	110
VIERA HOSPITAL			110	100%	110
LENOX HILL HOSPITAL		101	9	8%	110

COVID-19: testing by laboratory

Data through Apr 22, 2021 verified as of Apr 23, 2021 at 09:25 AM

Data in this report are provisional and subject to change.

The numbers in the table below represent the number of Florida and non-Florida residents for whom test results were received by the Department of Health. A person can be tested by more than one laboratory and can have both positive and negative results. **Therefore, the sum of the numbers in each column will be larger than the total number of people tested.**

Reporting lab	Inconclusive	Negative	Positive	Percent positive	Total
OMNI HEALTHCARE, INC		106	4	4%	110
CAREMOUNT MEDICAL - PATHOLOGY		105	4	4%	109
AU HEALTH		93	16	15%	109
Riviera Health Resort		108	1	1%	109
MINUTECLINIC DIAGNOSTIC OF OHIO LLC		87	22	20%	109
CONSULATE HEALTH CARE OF SARASOTA	1	108			109
EVANS HEALTH CARE		106	2	2%	108
North Lake Care Center		107	1	1%	108
CAN COMMUNITY HEALTH		106	2	2%	108
BLOCK NATION CHASE		91	17	16%	108
UNIVERSTIY CENTER MEDICAL LLC DBA	1	102	5	5%	108
EMERALD COAST BEHAVIORAL HOSPITAL		102	6	6%	108
HARBORCHASE OF NAPLES		93	15	14%	108
NAVY HOSPITAL			107	100%	107
BAY VIEW HEALTHCARE		85	22	21%	107
Ocala Oaks Rehabilitation Center		101	6	6%	107
MINUTECLINIC DIAGNOSTIC OF SOUTH CAROLINA, LLC		87	20	19%	107
ASHRAF MEDICAL GROUP PLLC DBA PULSE MD		104	3	3%	107
HEART OF FLORIDA REGIONAL MED CTR		35	71	67%	106
NORTH FLORIDA EVALUATION AND TREATMENT CENTER	2	99	5	5%	106
NORTH SHORE MEDICAL LABS	1	98	7	7%	106
BROOKDALE CANOPY OAKS		74	32	30%	106
325TH MEDICAL GROUP		87	19	18%	106
ELMCROFT OF BELLA VITA		98	8	8%	106
ST PETERSBURG PEDIATRICS-SEMINOLE		92	13	12%	105
WHITE PLAINS HOSPITAL CENTER LAB		101	4	4%	105
MEDICAL CONSULTANTS OF FLORIDA DBA	1	90	14	13%	105
MAJESTIC OAKS		102	3	3%	105
LECONTE MEDICAL CENTER LAB		85	19	18%	104
BAPTIST MEDICAL CENTER SOUTH		82	22	21%	104
EAST RIDGE RETIREMENT VILLAGE INC		104			104
PREDICTIVE LABORATORIES, INC	1	90	13	13%	104
VISTA MANOR		92	12	12%	104
PEDIATRIC CARE CENTER- JACKSONVILLE BEACH		75	29	28%	104
GRANDE, THE	2	98	4	4%	104
TALLAHASSEE VA OPC		98	5	5%	103
MENORAH HOUSE		102	1	1%	103
LIFESTREAM BEHAVIORIAL CENTER		82	21	20%	103
BLISS HEALTHCARE SERVICES	1	78	24	23%	103
ST MARK ASSISTED LIVING CENTER	1	90	12	12%	103
PruittHealth Fleming Island		87	15	15%	102
SOUTH LAKE PEDIATRICS		88	14	14%	102
KALEIDA HEALTH CENTER FOR LABORATORY		96	6	6%	102
SUNSHINE GARDENS		101	1	1%	102
TOTAL CARE PLUS LLC			102	100%	102
HENNEPIN HEALTHCARE LABORATORY		102			102
ORLANDO LUTHERAN TOWERS ASSISTED LIVING		101			101

COVID-19: testing by laboratory

Data through Apr 22, 2021 verified as of Apr 23, 2021 at 09:25 AM

Data in this report are provisional and subject to change.

The numbers in the table below represent the number of Florida and non-Florida residents for whom test results were received by the Department of Health. A person can be tested by more than one laboratory and can have both positive and negative results. **Therefore, the sum of the numbers in each column will be larger than the total number of people tested.**

Reporting lab	Inconclusive	Negative	Positive	Percent positive	Total
PORT CHARLOTTE REHABILITATION CENTER		87	14	14%	101
BROOKDALE VERO BEACH SOUTH AL		101			101
CCS - BROWARD COUNTY JAIL		94	7	7%	101
PALM BAY HOSPITAL			101	100%	101
MIAMI BEACH COMMUNITY HEALTH CENTER		2	99	98%	101
TROPICANA MANUFACTURING COMPANY INC		95	6	6%	101
MACADAMS HOME HEALTH AGENCY		100	1	1%	101
EXPRESS DOCS LLC		11	90	89%	101
TREASURE COAST PEDIATRICS PA		95	6	6%	101
AFTER HOURS PEDIATRICS			101	100%	101
HAWTHORN HOUSE☐		86	14	14%	100
NORTH CENTRAL BRONX HOSPITAL		95	5	5%	100
EMERALD COAST CENTER		96	4	4%	100
DOUGLAS T JACOBSON STATE VETERANS HOME		100			100
Consulate Health Care of Port Charlotte		98	2	2%	100
GLOBAL CENTRAL LABS AT PPD	2	88	10	10%	100
Cross Landings Health and Rehabilitation		97	2	2%	99
CENTRAL FLORIDA HEALTH CARE		47	52	53%	99
Consulate Health Care of Jacksonville		85	14	14%	99
DEVANSH LAB WERKS INC		79	20	20%	99
PENNSYLVANIA DEPT OF HEALTH		21	77	79%	98
VALLEY MEDICAL CENTER		91	7	7%	98
URINEGOODHANDS LLC		96	2	2%	98
SEMINOLE COUNTY HEALTH DEPARTMENT		79	19	19%	98
PLAZA OF HALLANDALE BEACH		98			98
FLORIDA COMMUNITY HEALTH CENTERS INC			98	100%	98
LANDMARK, THE		48	50	51%	98
OHI WEST INC		87	11	11%	98
KORGENE LAB	1	28	69	70%	98
LAFAYETTE NURSING AND REHABILITATION CENTER		95	2	2%	97
SUPERIOR RESIDENCES OF LECANTO		82	15	15%	97
HEALTH CENTERS AT BRENTWOOD		96	1	1%	97
RIDGEWOOD DIAGNOSTIC LABORATORY		92	5	5%	97
ARBOR TRAIL		77	20	21%	97
MINNESOTA TWINS		92	5	5%	97
PUBLIC SQUARE PHARMACY LLC		77	20	21%	97
HURLBURT FIELD CLINIC		39	58	60%	97
RARITAN BAY PERTH AMBOY		88	9	9%	97
MARKET STREET VIERA		95	1	1%	96
PEDIATRIC ASSOCIATES ORLANDO		82	14	15%	96
BAYSHORE MEMORY CARE☐		96			96
HUNTSVILLE HOSPITAL LABORATORY		70	26	27%	96
LABFIRST - DEPARTMENT OF PATHOLOGY		92	4	4%	96
QPS, LLC		93	3	3%	96
PRIMECARE AT TWIN LAKES		2	94	98%	96
VILLAGES VA CBOC	2	87	6	6%	95
WINDSOR OAKS		94	1	1%	95

COVID-19: testing by laboratory

Data through Apr 22, 2021 verified as of Apr 23, 2021 at 09:25 AM

Data in this report are provisional and subject to change.

The numbers in the table below represent the number of Florida and non-Florida residents for whom test results were received by the Department of Health. A person can be tested by more than one laboratory and can have both positive and negative results. **Therefore, the sum of the numbers in each column will be larger than the total number of people tested.**

Reporting lab	Inconclusive	Negative	Positive	Percent positive	Total
CROSS CITY REHABILITATION AND HEALTH CARE CENTER		72	23	24%	95
ADVENT HEALTH CENTRA CARE - EAST ORLANDO		65	30	32%	95
COLONY CARE CENTER		79	16	17%	95
KINGS BAY PEDIATRICS LLC		89	6	6%	95
THE TERRACE OF KISSIMMEE		80	15	16%	95
DIAGNOSTIC SOLUTIONS		3	91	97%	94
EAST ALABAMA MEDICAL CENTER LABORATORY		82	12	13%	94
Conway Lakes Health and Rehabilitation Center		93	1	1%	94
JOHN KNOX VILLAGE OF FLORIDA ALF	1	89	4	4%	94
ADVENT HEALTH CENTRA CARE - WATERMAN		79	15	16%	94
ERIE COUNTY MEDICAL CTR CLINICAL LABS		90	4	4%	94
BRIDGEVIEW CENTER LLC		81	13	14%	94
ADVENT HEALTH - FOUR CORNERS ER		65	29	31%	94
STONY BROOK UNIVERSITY MEDICAL CENTER		80	14	15%	94
WE SCREEN LLC		89	4	4%	93
NEW SMYRNA BEACH URGENT CARE			93	100%	93
A COUNTRY PLACE ASSISTED LIVING FACILITY		91	2	2%	93
KINDRED AT HOME		84	9	10%	93
PRESERVE AT PALM AIRE	3	90			93
Baldwin Pediatrix		81	11	12%	92
SIGNATURE HEALTHCARE OF MIDDLEBURG		90	2	2%	92
CATHOLIC HEALTH SYSTEM DEPT LABORATORY		88	4	4%	92
BARRY UNIVERSITY STUDENT HEALTH SERVICES		52	40	43%	92
DAVITA LABORATORY		69	23	25%	92
AVERO DIAGNOSTICS		67	24	26%	91
DEBARY HEALTH AND REHABILITATION CENTER		88	3	3%	91
LAKE GIBSON VILLAGE, LLC		88	3	3%	91
BAHIA OAKS LODGE		85	6	7%	91
CENTURY CENTER FOR REHABILITATION & HEALING		73	18	20%	91
MAGNOLIA DIAGNOSTIC		2	89	98%	91
CATHOLIC HEALTH SERVICES REGIONAL LAB		83	8	9%	91
HERON CLUB AT PRESTANCIA		89	2	2%	91
ROSECASTLE AT DELANEY CREEK		90	1	1%	91
SUN CLINICAL LABORATORIES		90	1	1%	91
CRESTVIEW URGENT CARE		16	74	82%	90
COOPER FAMILY MEDICAL PLLC		70	20	22%	90
PANIRA HEALTHCARE CLINIC		2	88	98%	90
GRACE MEDICAL HOME		74	16	18%	90
Lanier Rehab		64	26	29%	90
Winter Garden Rehab and Nursing Facility		79	11	12%	90
MANATEE COUNTY JAIL		89	1	1%	90
GRAND OAKS OF JENSEN BEACH LLC		88	2	2%	90
CHILDRENS CLINIC		39	51	57%	90
KEYS MEDICAL GROUP			90	100%	90
PROMEDICA SENIOR LIVING		86	4	4%	90
MD 365 MEDICAL CARE PLLC		90			90
Winter Park Care and Rehab		88	1	1%	89

COVID-19: testing by laboratory

Data through Apr 22, 2021 verified as of Apr 23, 2021 at 09:25 AM

Data in this report are provisional and subject to change.

The numbers in the table below represent the number of Florida and non-Florida residents for whom test results were received by the Department of Health. A person can be tested by more than one laboratory and can have both positive and negative results. **Therefore, the sum of the numbers in each column will be larger than the total number of people tested.**

Reporting lab	Inconclusive	Negative	Positive	Percent positive	Total
MEDRITE URGENT CARE		75	14	16%	89
FREEDOM INN AT TARPON SPRINGS		82	7	8%	89
CALADIUM PEDIATRICS		79	10	11%	89
STUART LODGE LIVING LLC		66	23	26%	89
PERSONAL PEDIATRICS		78	11	12%	89
ATRIUM AT LIBERTY PARK		85	4	4%	89
MIAMI SHORES NURSING & REHAB		89			89
EVENTEST, LLC		87	2	2%	89
NORTH FLORIDA SPINE AND WELLNESS		69	20	22%	89
JERICOHO URGENT CARE		84	4	5%	88
GOVERNOR’S CREEK HEALTH & REHABILITATION		87	1	1%	88
ACE BIOMEDICAL LABS LLC		74	14	16%	88
DOCTORS CENTER PA,THE		74	14	16%	88
ST VINCENT'S BIRMINGHAM		81	7	8%	88
FLORIDA PEDIATRIC GROUP		31	57	65%	88
EISENHOWER ARMY MEDICAL CENTER		80	7	8%	87
BAYLOR GENETICS		75	12	14%	87
Summit Medical Group, Pa Dba Citymd		80	7	8%	87
CLYDE E LASSEN STATE VETERANS NURSING HOME		62	25	29%	87
BRANDON HEALTH AND REHABILITATION CENTER	1	85	1	1%	87
UNIVERSITY OF NEW MEXICO HOSPITAL		87			87
PACIFIC ANALYTICS			87	100%	87
BISHOP GRADY VILLAS		85	2	2%	87
ENCOMPASS HEALTH REHABILITATION HOSPITAL OF LARGO		84	3	3%	87
LPG PRIMARY CARE AT SURFSIDE		76	11	13%	87
BEACHES PEDIATRICS PA		81	5	6%	86
CHAMBREL AT ISLAND LAKE		82	4	5%	86
DISCOVERY VILLAGE AT THE FORUM		86			86
PENSACOLA DEVELOPMENTAL CENTER		67	19	22%	86
WALGREENS #12673		82	4	5%	86
BRILLIANCE ASSISTED LIVING		69	17	20%	86
SUNCOAST TECHNICAL COLLEGE SCHOOL OF HEALTH		86			86
JENNIFER J CHIAVETTA-GRLSANTI DC		69	17	20%	86
W. FRANK WELLS NURSING HOME		84	1	1%	85
MEDEXPRESS - BLOOMIN BRANDS		65	20	24%	85
HUNTINGTON HOSPITAL LABORATORY		82	3	4%	85
SUWANNEE COUNTY SHERIFF OFFICE		82	3	4%	85
PRMG - EAST NAPLES	1	73	11	13%	85
NITE LITE PEDIATRICS – JACKSONVILLE		76	8	10%	84
PINES OF SARASOTA GARDEN		84			84
LONG TERM CARE OF JAY, LLC		63	21	25%	84
ARBOR OAKS AT TYRONE	9	73	2	2%	84
PARK OF THE PALMS INC		83	1	1%	84
PEDIATRIC SERVICES OF AMERICA INC		79	5	6%	84
MIRIMUS CLINICAL LABS	2	36	46	55%	84
PLYMOUTH HOME FOR ADULTS, INC.	8	74	1	1%	83
VANDERBILT UNIVERSITY MEDICAL CENTER		74	9	11%	83

COVID-19: testing by laboratory

Data through Apr 22, 2021 verified as of Apr 23, 2021 at 09:25 AM

Data in this report are provisional and subject to change.

The numbers in the table below represent the number of Florida and non-Florida residents for whom test results were received by the Department of Health. A person can be tested by more than one laboratory and can have both positive and negative results. **Therefore, the sum of the numbers in each column will be larger than the total number of people tested.**

Reporting lab	Inconclusive	Negative	Positive	Percent positive	Total
SONORAN DESERT PATHOLOGY ASSOCIATES		3	80	96%	83
ENCOMPASS HEALTH REHABILITATION HOSPITAL		83			83
CANOPY ON BERRYHILL, THE		51	32	39%	83
MISIR DRUGS LLC		70	13	16%	83
LAKE HOWELL FAMILY MEDICINE ASSOCIATES		69	14	17%	83
LABCORP EMPLOYER SERVICES		82	1	1%	83
MID FLORIDA PRIMARY CARE PA		69	14	17%	83
SHERMAN-ABRAMS LABORATORY INC		76	7	8%	83
Gulfport Rehabilitation Center		79	3	4%	82
CAMPBELL URGENT CARE		15	67	82%	82
DELCARE PA		66	16	20%	82
INSTITUTE OF PATHOLOGY KINGS COUNTY		79	3	4%	82
ARLINGTON OF NAPLES INC, THE		82			82
LAB		29	53	65%	82
CVS NY4098030POCT NEW YORK		81	1	1%	82
THE PAVILION FOR HEALTH CARE		72	10	12%	82
Lexington Health and Rehabilitation Center		82			82
AR ANESTHESIA LLC		80	2	2%	82
HOLMES COUNTY HEALTH DEPARTMENT	1	67	13	16%	81
LAB PLUS, LLC AT SAINT THOMAS WEST HOSPITAL		67	14	17%	81
CVS MINUTE CLINIC		3	78	96%	81
MEDICAL PAVILION CLINIC		63	18	22%	81
GUIDEWELL EMERGENCY MEDICINE DOCTORS LLC		48	33	41%	81
LEVY COUNTY DEPARTMENT OF HEALTH		60	21	26%	81
INFINITY BIOLOGIX LLC OAKDALE		76	5	6%	81
COASTAL LABORATORIES OF FLORIDA		70	11	14%	81
BROWARD HEALTH MEDICAL CENTER CLINICAL LAB			81	100%	81
BIO-TECH CLINICAL LABORATORIES		41	40	49%	81
ECOLAB GROUP		45	36	44%	81
EMERGENCY PHYSICIANS MEDICAL CENTER LLC		57	23	29%	80
BALMORAL TENANT SERVICES INC	1	43	36	45%	80
WALGREENS 2941		76	4	5%	80
ALTAMONTE PEDIATRIC ASSOCIATES		31	49	61%	80
CBS LABS OF TAMPA LLC		3	76	96%	79
SIMED LABORATORY		63	16	20%	79
SMS DO PA		66	13	16%	79
VETERANS AFFAIRS MEDICAL CENTER - PALO ALTO		28	51	65%	79
CONCENTRA - FT LAUDERDALE - COMMERCIAL BLVD		79			79
EDGEWATER AT WATERMAN VILLAGE		78	1	1%	79
ROYAL CARE OF AVON PARK		76	3	4%	79
CENTRAL BALDWIN IMMEDIATE CARE & FAMILY PRACTICE		61	18	23%	79
NEW MEXICO STATE PUBLIC HEALTH DIVISION		78			78
AESTHETIC ENHANCEMENTS		78			78
LABCORP		20	58	74%	78
LAKE MORTON PLAZA☐		75	3	4%	78
WEST VOLUSIA FAMILY AND SPORTS MEDICINE		75	2	3%	77
BAYCARE MEDICAL GROUP		71	6	8%	77

COVID-19: testing by laboratory

Data through Apr 22, 2021 verified as of Apr 23, 2021 at 09:25 AM

Data in this report are provisional and subject to change.

The numbers in the table below represent the number of Florida and non-Florida residents for whom test results were received by the Department of Health. A person can be tested by more than one laboratory and can have both positive and negative results. **Therefore, the sum of the numbers in each column will be larger than the total number of people tested.**

Reporting lab	Inconclusive	Negative	Positive	Percent positive	Total
BOND CLINIC PA		45	32	42%	77
WALGREENS 9627		71	6	8%	77
DOH-WEST PALM BEACH BRANCH LABORATORY		3	74	96%	77
GRAND ST PAUL CVS		76	1	1%	77
THE GOOD SHEPARDS OF DELAND-WEST		76	1	1%	77
ORANGE CITY NURSING AND REHAB		75	2	3%	77
PM PEDIATRICS		65	12	16%	77
SANTA BARBARA CARE CENTER		55	22	29%	77
NORTH SHORE UNIVERSITY HOSPITAL LABORATORY		70	7	9%	77
HEALTH FIRST - PALM BAY HOSPITAL		2	75	97%	77
DYNAMIC MEDICAL USA			76	100%	76
PROMEDICA LABORATORIES		21	55	72%	76
WINDSOR REFLECTIONS		75	1	1%	76
CLINICAL PATHOLOGY ASSOCIATES-SONIC REFERENCE LAB		76			76
ASSOCIATED CLINICAL LABORATORIES		68	8	11%	76
MOBILE PHYSICIAN SERVICES INC		68	8	11%	76
CENTRAL FLORIDA PEDIATRICS		38	38	50%	76
BENTLEY VILLAGE II		67	9	12%	76
PANCARE HEALTH - FREEPORT CLINIC SUITE B		67	9	12%	76
S-H THIRTY-FIVE OPCO- PORT ST LUCIE, LLC	1	75			76
JACOBI MEDICAL CENTER		71	5	7%	76
ST VINCENTS PRIMARY CARE		68	7	9%	75
BROWARD HEALTH MEDICAL CENTER		3	72	96%	75
WATERCREST ST LUCIE WEST	1	69	5	7%	75
STONY BROOK SOUTHAMPTON		73	2	3%	75
ADVENTHEALTH EXPRESSCARE		45	30	40%	75
ELLKAY HEALTHCARE DATA PLUMBERS	52	19	4	5%	75
NOMI HEALTH LAB SERVICES LLC		7	68	91%	75
MICHAEL AKPEKE MD		66	9	12%	75
SCOTT LAKE HEALTH AND REHABILITATION CENTER		71	3	4%	74
EC OPCO PENSACOLA, LLC		73	1	1%	74
LAKE CITY VA MEDICAL CENTER			74	100%	74
NOAH CLINICAL LABORATORY		63	11	15%	74
PANCARE HEALTH - MALONE CLINIC		67	7	9%	74
NORTH FLORIDA PEDIATRICS		57	17	23%	74
TAMPA BAY CONCIERGE DOCTOR, LLC		71	3	4%	74
BENTLEY CARE CENTER		74			74
NAPHCARE INC		69	5	7%	74
OAK MANOR NURSING HOME		70	4	5%	74
BROOKDALE OVIEDO		72	2	3%	74
HARMONY CLINIC		1	72	99%	73
SUNCOAST OPTIMAL WELLNESS		23	50	68%	73
MEADOWCREST FAMILY PHYSICIANS PA	1	49	23	32%	73
SIMEDHEALTH LLC		62	11	15%	73
MD LABS		46	27	37%	73
DISCOVERY VILLAGE AT PALM BEACH GARDENS		71	2	3%	73
CONSULATE HEALTH CARE - LAKE MARY		72	1	1%	73

COVID-19: testing by laboratory

Data through Apr 22, 2021 verified as of Apr 23, 2021 at 09:25 AM

Data in this report are provisional and subject to change.

The numbers in the table below represent the number of Florida and non-Florida residents for whom test results were received by the Department of Health. A person can be tested by more than one laboratory and can have both positive and negative results. **Therefore, the sum of the numbers in each column will be larger than the total number of people tested.**

Reporting lab	Inconclusive	Negative	Positive	Percent positive	Total
PALM RIVER COMMUNITY HEALTH CENTER		66	7	10%	73
GOOD HEARTS COVID TESTING		30	43	59%	73
SOS MOBILE MEDICAL CARE LLC		61	12	16%	73
BioReference Laboratories, Inc		8	65	89%	73
EVIVIA		70	3	4%	73
TITUSVILLE FAMILY PRACTICE		17	56	77%	73
ARTHREX MEDICAL CENTER		43	30	41%	73
GV NAPLES OPCO, LLC		71	1	1%	72
ENCOMPASS HEALTH REHABILITATION HOSPITAL OF SARASOTA		72			72
THOMAS INTERNAL MEDICINE		60	12	17%	72
MICHAEL A VENAZIO MD		68	4	6%	72
FLORIDA MEDICAL CLINIC PA		50	22	31%	72
HAVEN OF OUR LADY OF PEACE		72			72
BARNETT PARK☐		2	70	97%	72
MULBERRY CARE CENTER		62	10	14%	72
BREVARD HEALTH ALLIANCE INC		69	3	4%	72
CRAIG BERGER MD PL D/B/A BAY AREA EYE INSTITUTE		72			72
BOND CLINIC DR ELDEEB		36	36	50%	72
ADVENT HEALTH - LAKE MARY		61	10	14%	71
ADVANCED LAB		67	4	6%	71
INDIGO MANOR☐		22	49	69%	71
CL BRUMBACK PRIMARY CARE CLINICS		17	54	76%	71
LUTHERAN HAVEN ASSISTED LIVING		71			71
STERLING HOUSE OF TALLAHASSEE	3	62	6	8%	71
Lakeside Oaks Care Center		67	4	6%	71
PRODUCTION HEALTH SAFETY MANAGEMENT		69	2	3%	71
AMMON LABS		61	10	14%	71
Salerno Bay Health & Rehabilitation Center		61	10	14%	71
INN AT ASTON GARDENS AT PELICAN POINTE,THE		67	4	6%	71
MED EXPRESS		6	65	92%	71
THE TRADITION OF THE PALM BEACHES		68	2	3%	70
Highlands Regional Hospital		63	7	10%	70
SUMMIT AT VENICE	2	63	5	7%	70
1ST PRIORITY LAB SERVICES		58	12	17%	70
ISLAND COAST PEDIATRICS		62	8	11%	70
WORLD OF PEDIATRICS LLC		62	8	11%	70
REHAB AND HEALTHCARE CENTER OF CAPE CORAL		70			70
USF HEALTH MORSANI CENTER		5	65	93%	70
SUNCOAST COMMUNITY HEALTH CENTERS PEDIATRICS		21	49	70%	70
DEVELOPMENTAL DISABILITIES DEFENDANT PROGRAM		68	2	3%	70
TOWERS HOME CARE☐		65	4	6%	69
PLANTATION GENERAL HOSPITAL CLINICAL LAB		26	43	62%	69
FAST PACE MEDICAL CLINIC, PLLC		58	11	16%	69
GEORGE E WEEMS MEMORIAL HOSPITAL LAB		59	10	14%	69
PARKSIDE INN	3	64	2	3%	69
WALGREENS CO		60	9	13%	69
CP/AIG PENSACOLA DEVELOPMENT LLC		66	3	4%	69

COVID-19: testing by laboratory

Data through Apr 22, 2021 verified as of Apr 23, 2021 at 09:25 AM

Data in this report are provisional and subject to change.

The numbers in the table below represent the number of Florida and non-Florida residents for whom test results were received by the Department of Health. A person can be tested by more than one laboratory and can have both positive and negative results. **Therefore, the sum of the numbers in each column will be larger than the total number of people tested.**

Reporting lab	Inconclusive	Negative	Positive	Percent positive	Total
SAN JOSE SENIOR CARE LLC	1	43	25	36%	69
HERITAGE HEALTHCARE AND REHABILITATION CENTER		69			69
MEMORIAL MANOR		69			69
LINCOLN MEDICAL AND MENTAL HEALTH CENTER		66	3	4%	69
BIG BOCA SMILES LLC		66	2	3%	68
MAIN STREET MEDICAL CENTER OF CRESTVIEW PA		47	21	31%	68
AEL- MEMPHIS		17	51	75%	68
GENPATH			68	100%	68
Stratford Court of Palm Harbor		58	10	15%	68
NORTHWESTERN UNIVERSITY CORP		67	1	1%	68
SUMTER PEDIATRICS		63	5	7%	68
CLEARWATER PAIN MANAGEMENT ASSOCIATES		66	2	3%	68
ST JOSEPHS HOSPITAL SOUTH HOSPITAL			68	100%	68
ROCKLEDGE REGIONAL MEDICAL CENTER		30	38	56%	68
MINUTECLINIC DIAGNOSTIC OF NEW JERSEY		59	8	12%	67
MEASE MANOR INC		63	4	6%	67
WILSON MEMORIAL REGIONAL MEDICAL CENTER		63	4	6%	67
FLORIDA HEALTH CARE		8	59	88%	67
SOMERBY OF SANTA ROSA BEACH		58	9	13%	67
SAMFORD UNIVERSITY HEALTH SERVICES		66	1	1%	67
BOND AND STEELE CLINIC, PA		53	14	21%	67
MEDEX MEDICAL EXPRESS OF PALATKA			66	100%	66
MINUTECLINIC DIAGNOSTIC OF KANSAS, PA		57	9	14%	66
AMERICAN FAMILY MEDICAL		53	13	20%	66
ATLAN		58	8	12%	66
ORTHOPAEDIC SURGERY CENTER		66			66
INTERNAL MEDICINE ASSOCIATES PA		62	4	6%	66
ADVENT HEALTH - PALM COAST		2	64	97%	66
VETERANS AFFAIRS MEDICAL CENTER - GULF COAST		27	39	59%	66
OKEECHOBEE URGENT CARE		17	49	74%	66
ROSECASTLE OF JACKSONVILLE LLC		64	1	2%	65
OUT OF STATE		40	25	38%	65
DAVENPORT PEDIATRICS CLERMONT PA		57	8	12%	65
BROOKDALE CENTRE POINTE	1	64			65
HORIZON ALF		64	1	2%	65
ADVENTHEALTH MEDICAL GROUP MULTISPECIALTY			65	100%	65
WADSWORTH HEALTH CENTER		62	3	5%	65
NORTH FLORIDA PHARMACY		58	7	11%	65
LEE COMMUNITY HEALTHCARE - LEHIGH		55	10	15%	65
HERNANDO COUNTY FIRE RESCUE DISTRICT		31	34	52%	65
TROY REGIONAL MEDICAL CENTER		54	11	17%	65
CORAL GABLES HOSPITAL			65	100%	65
LAKE SHERIFF		48	17	26%	65
NXGEN MDX		20	45	69%	65
PANCARE HEALTH - JACKSON COUNTY		54	11	17%	65
SUMMER VISTA ASSISTED LIVING		38	27	42%	65
ADVENT HEALTH CENTRA CARE - WINTER GARDEN		19	46	71%	65

COVID-19: testing by laboratory

Data through Apr 22, 2021 verified as of Apr 23, 2021 at 09:25 AM

Data in this report are provisional and subject to change.

The numbers in the table below represent the number of Florida and non-Florida residents for whom test results were received by the Department of Health. A person can be tested by more than one laboratory and can have both positive and negative results. **Therefore, the sum of the numbers in each column will be larger than the total number of people tested.**

Reporting lab	Inconclusive	Negative	Positive	Percent positive	Total
EAST HILL PHARMACY		46	19	29%	65
VIERA HEALTH AND REHABILITATION CENTER		62	2	3%	64
LPG CONVENIENT CARE AT PINE ISLAND ROAD		58	6	9%	64
KESHAV RX LLC		52	12	19%	64
GREENLEAF ALF		63	1	2%	64
GOLDEN POND COMMUNITIES		64			64
APC PEDIATRICS AT RYE ROAD MEDICAL PARK		63	1	2%	64
BRADFORD COUNTY HEALTH DEPARTMENT		63	1	2%	64
NEMOURS CHILDRENS PRIMARY CARE OVIEDO		51	13	20%	64
NORTH FLORIDA PEDIATRICS - JACKSONVILLE		58	6	9%	64
SILVER LAKE PEDIATRICS PA		57	7	11%	64
TRINITY AL SENIOR HOUSING LLC		45	19	30%	64
SAFARI PEDIATRICS PA		62	2	3%	64
NORTH FLORIDA MEDICAL CENTER		58	6	9%	64
JOSEPH L MORSE GERIATRIC CENTER	2	59	3	5%	64
BEEHIVE HOMES OF GULF BREEZE		47	16	25%	63
Palms at Ponte Vedra Assisted Living and Memory Care		60	3	5%	63
MEDI CLINIC SARASOTA INC		62	1	2%	63
CINNAMON COVE ALF		62	1	2%	63
ST FRANCIS HOSPITAL		55	8	13%	63
PALM BAY URGENT CARE		28	35	56%	63
ERDOX		58	5	8%	63
FLORIDA HEALTH CARE DELAND			63	100%	63
BURRY'S PHARMACY INC		38	25	40%	63
NICEVILLE URGENT CARE		17	46	73%	63
DAVID POSNACK JEWISH DAY SCHOOL		63			63
BIOREFERENCE LABORATORIES INC		11	52	83%	63
OCOEE PEDIATRICS		54	8	13%	62
ST CLOUD PHYSICIAN MANAGEMENT LLC DBA ST CLOUD		28	34	55%	62
TBI RESIDENTIAL SERVICES, INC.		51	11	18%	62
MENTAL HEALTH CARE INC		53	9	15%	62
DEPT OF VA MED CENTE-WEST PALM BEACH			62	100%	62
Bon Secours Maria Manor		56	6	10%	62
LEE MEMORIAL HEALTH SYSTEM D/B/A LEE COMMUNITY		57	5	8%	62
EVAN R SHAPIRO MD PA		62			62
OVERLOOK HOSPITAL LABORATORY		57	5	8%	62
MINUTECLINIC DIAGNOSTIC OF HAWAII LLC		55	7	11%	62
EMERALD COAST HOSPICE		61	1	2%	62
MEDLOGIC LABORATORIES		3	59	95%	62
JOHN D ARCHBOLD MEMORIAL HOSPITAL		60	2	3%	62
LAKELAND REGIONAL HEALTH		38	24	39%	62
CARE CENTERS OF NASSAU LLC MINER ROAD SOUTH		61			61
WASHINGTON REHABILITATION AND NURSING CENTER		51	10	16%	61
FLORIDA MEDICAL CLINIC - MULTI SPECIALTY CAMPUS		27	34	56%	61
FAMILY HEALTH CENTER		43	18	30%	61
RITECARE MED CTR H			61	100%	61
MICHIGAN DEPARTMENT OF HEALTH AND HUMAN SERVICES	1		60	98%	61

COVID-19: testing by laboratory

Data through Apr 22, 2021 verified as of Apr 23, 2021 at 09:25 AM

Data in this report are provisional and subject to change.

The numbers in the table below represent the number of Florida and non-Florida residents for whom test results were received by the Department of Health. A person can be tested by more than one laboratory and can have both positive and negative results. **Therefore, the sum of the numbers in each column will be larger than the total number of people tested.**

Reporting lab	Inconclusive	Negative	Positive	Percent positive	Total
CDR MAGUIRE INC	1	7	53	87%	61
LAKE CO EMPLOYEE HEALTH AND WELLNESS CENTER		54	7	11%	61
ERIC C MRSHAL, MD, PC #1842		58	3	5%	61
DOT DOC SARASOTA		56	5	8%	61
CHILDREN'S HOSPITAL OF ALABAMA		59	1	2%	60
URGENT CARE USA LLC		2	58	97%	60
TWIN CREEKS ASSISTED LIVING & MEMORY CARE		57	3	5%	60
INTERNAL LAB		50	10	17%	60
81ST MEDICAL GROUP		28	32	53%	60
PREMISE HEALTH MIA		22	38	63%	60
GRAND AVENUE RX			60	100%	60
THE PRESERVE AT CLEARWATER		58	2	3%	60
WAVE CREST HEALTH AND REHABILITATION CENTER		57	3	5%	60
LPG PRIMARY CARE AT PINE ISLAND		48	12	20%	60
ADVENT HEALTH - MOUNT DORA		10	49	83%	59
BOCA BIOLISTICS LLC		46	13	22%	59
MARQUIS LABS, LLC		57	2	3%	59
CARDIOLOGY AND MEDICINE ASSOCIATES		43	16	27%	59
CALHOUN COUNTY HEALTH DEPT		30	29	49%	59
MILLENIUM PHYSICIANS GROUP		1	58	98%	59
MINUTECLINIC DIAGNOSTIC OF SOUTH CAROL		54	5	8%	59
BIOTECH		52	7	12%	59
FERN PARK DEVELOPMENTAL CENTER		5	54	92%	59
STEINHATCHEE FAMILY MEDICAL CENTER	1	50	8	14%	59
VALENCIA HOUSE ALF		57	2	3%	59
UHEALTH AT FISHER ISLAND			59	100%	59
TUKA PEDIATRICS		7	52	88%	59
BIG BEND CARES, INC		51	8	14%	59
KINDRED HOSPITAL CENTRAL TAMPA BLOOD GAS	1	52	5	9%	58
KEY WEST MEDICAL CENTER	1	50	7	12%	58
Margate Health and Rehabilitation Center		56	2	3%	58
SARATOGA HOSPITAL LABORATORY		52	6	10%	58
Grand Villa of Clearwater		53	5	9%	58
ALEXANDER NININGER STATE VETERANS		58			58
BUECHELE DENTAL PA DBA CLERMONT FAMILY DENTISTRY		48	10	17%	58
SONATA BOCA RATON		54	4	7%	58
LINCOLN DIAGNOSTIC LAB		56	2	3%	58
PALM BAY PEDIATRICS		38	20	34%	58
TREASURE COAST URGENT & FAMILY CARE		33	25	43%	58
S-H THIRTY FIVE OPCO - ORANGE CITY, LLC		48	10	17%	58
COOPER FAMILY MEDICAL, PLLC		48	10	17%	58
ASCENSION SACRED HEART BAY LABORATORY		54	3	5%	57
MALCOM RANDALL DEPT OF VAMC			57	100%	57
TGH URGENT CARE POWERED BY FAST TRACK			57	100%	57
PREMIUM HEALTH SERVICES OF TAMPA BAY LLC		34	23	40%	57
GENESIS DERMATOLOGY		53	4	7%	57
ALL AMERICAN URGENT CARE			57	100%	57

COVID-19: testing by laboratory

Data through Apr 22, 2021 verified as of Apr 23, 2021 at 09:25 AM

Data in this report are provisional and subject to change.

The numbers in the table below represent the number of Florida and non-Florida residents for whom test results were received by the Department of Health. A person can be tested by more than one laboratory and can have both positive and negative results. **Therefore, the sum of the numbers in each column will be larger than the total number of people tested.**

Reporting lab	Inconclusive	Negative	Positive	Percent positive	Total
ALZHEIMERS CARE CENTER OF VIERA LTD		37	20	35%	57
CORNERSTONE PEDIATRICS		45	12	21%	57
ADVENTHEALTH MEDICAL GROUP FAMILY MEDICINE		52	5	9%	57
FINLAY CLINICAL LABORATORY		20	37	65%	57
TRADITIONAL HOME HEALTH OF PALM BEACH INC		55	2	4%	57
VIP WALK IN CLINIC		34	23	40%	57
THE CANOPY AT BERRYHILL		57			57
KAPG FLEMING ISLAND SENIOR HOUSING OPCO LLC	1	56			57
LONG ISLAND JEWISH MED CTR		51	5	9%	56
EAGLES WATCH CLUSTER		47	9	16%	56
PATHOLOGY CONSULTANTS OF NEW MEXICO		56			56
TIFFANY HALL NURSING AND REHAB		44	12	21%	56
ST JOSEPHS CHILDRENS OUTREACH			56	100%	56
CITYMD OF MANAHAWKIN		54	2	4%	56
LPG PULMONOLOGY-COCONUT POINT		48	8	14%	56
MAUREEN OROURKE-FUTEY			56	100%	56
SPRING MANOR ASSISTED LIVING		56			56
CENTRA CARE – LAKE NONA		6	50	89%	56
ATRIA PARK OF LAKE FOREST (WG HERITAGE LF LLC)		54	2	4%	56
HIALEAH HOSPITAL RESPIRATORY DEPT			56	100%	56
SOUTHSIDE HOSPITAL NORTHWELL HEALTH LABORATORY		49	7	13%	56
SONATA HUNTERS CREEK		47	8	15%	55
PREMIER MEDICAL ASSOCIATES ALL FLORIDA LLC		54	1	2%	55
KENDALL REGIONAL MEDICAL CENTER LAB	3		52	95%	55
VPA PC LAB		48	7	13%	55
WEST ISLIP URGENT CARE		50	5	9%	55
NITE LITE PEDIATRICS - PORT ST. LUCIE		46	9	16%	55
LONG ISLAND UNIVERSITY - POST CAMPUS		50	5	9%	55
EAST CENTRAL FLORIDA OUTPATIENT IMAGING		43	12	22%	55
AHMG SURGICAL SPECIALIST		55			55
GENTIVA HEALTH SERVICES CERTIFIED INC		52	3	5%	55
HOLY NAME HOSPITAL LABORATORY		52	2	4%	54
MINUTECLINIC, LLC		47	7	13%	54
HOME CARE PHARMACY		53	1	2%	54
CAPE REGIONAL MEDICAL CENTER		51	3	6%	54
APOLLOMDX LABS		32	22	41%	54
PENNSYLVANIA DEPARTMENT OF HEALTH BUREAU OF LABORATORIES			54	100%	54
CERTUS MTD OPCP LLC		52	2	4%	54
PERSONAL PEDIATRICS PA		51	3	6%	54
FAMILY EXTENDED CARE OF PUNTA GORDA		54			54
UNITED LABORATORY SERVICES CORPORATION		38	16	30%	54
JUNIPER VILLAGE AT NAPLES		53	1	2%	54
Jupiter Medical Center Pavilion		53	1	2%	54
FUTURE PEDIATRICS		51	3	6%	54
ORLANDO CLINICAL RESEARCH CENTER		51	3	6%	54
FG RAPID		49	5	9%	54
CLERMONT HEALTH AND REHAB		40	14	26%	54

COVID-19: testing by laboratory

Data through Apr 22, 2021 verified as of Apr 23, 2021 at 09:25 AM

Data in this report are provisional and subject to change.

The numbers in the table below represent the number of Florida and non-Florida residents for whom test results were received by the Department of Health. A person can be tested by more than one laboratory and can have both positive and negative results. **Therefore, the sum of the numbers in each column will be larger than the total number of people tested.**

Reporting lab	Inconclusive	Negative	Positive	Percent positive	Total
SARASOTA CO. HEALTH DEPT # 58		40	14	26%	54
CAMBRIDGE SECURITY SERVICES		51	3	6%	54
ST. CLOUD MEDICAL GROUP		54			54
ST ANTHONYS PRIMARY CARE LLC/JACKSON STREET			53	100%	53
ADVANCE URGENT CARE CENTER, LLC		11	42	79%	53
SOMERSET			53	100%	53
ADVENT HEALTH EXPRESS CARE		5	48	91%	53
MISSION OAKS ASSISTED LIVING		51	2	4%	53
ALLIANCE COMMUNITY FOR RETIREMENT LIVING		53			53
ORCHID COVE AT DAYTONA		45	8	15%	53
ROCHESTER GENERAL HOSPITAL LABORATORY		49	4	8%	53
QUOTIENT SCIENCES LABS LLC			53	100%	53
TRINITY URGENT CARE		40	13	25%	53
UNIVERSITY OF WEST FLORIDA, THE		52	1	2%	53
NEW YORK PRESBYTERIAN - QUEENS DIAGNOSTIC		49	4	8%	53
LITTLE NECK URGENT CARE		51	2	4%	53
BARNES HEALTHCARE OF FLORIDA LLC		49	4	8%	53
Osprey Point Nursing Center		51	2	4%	53
CITY OF OCALA EMPLOYEE HEALTH AND WELLNESS CENTER		45	7	13%	52
SNH BRFL TENANT LLC	2	50			52
ADVENT HEALTH		49	3	6%	52
TANVIR H SHAGAR NP		45	7	13%	52
SUNSHINE PEDIATRICS		51	1	2%	52
LAKE INTERNAL MEDICINE ASSOCIATES PA		45	7	13%	52
INTERNAL MEDICINE SPECIALIST		46	6	12%	52
GRAND VILLA OF DEL RAY WEST		48	4	8%	52
PHILLIPPE RIDGE		40	12	23%	52
MIAMI CLINICAL RESEARCH CORP		12	39	76%	51
INN AT THE FOUNTAINS, THE		34	17	33%	51
THE MEDICAL GROUP OF SOUTH FLORIDA INC		45	6	12%	51
SOUTH CAROLINA DEPT OF HEALTH AND ENVIRONMENT CONTROL		11	40	78%	51
WALGREENS #10373		49	2	4%	51
CAREATC INC BRANDON	10	38	3	6%	51
OPTUMCARE SOUTH FLORIDA, LLC		43	8	16%	51
TGH URGENT CARE - RIVERVIEW			51	100%	51
Rehabilitation Center of the Palm Beaches		51			51
AVANTE ST CLOUD		48	3	6%	51
LAKELAND REGIONAL HEALTH GATEWAY CENTER		28	23	45%	51
AMELIA ASSISTED LIVING FACILITY		51			51
GULFVIEW MEDICAL INSTITUTE		51			51
IMA MEDICAL CENTER		34	17	33%	51
SOUTHEAST ALABAMA MEDICAL CENTER			51	100%	51
LPG PEDIATRICS AT PAGE FIELD		50	1	2%	51
FELICIDAD MEDICAL CENTER		5	46	90%	51
QHC UPSTATE MEDICAL PC		42	9	18%	51
NORTH CAROLINA DEPARTMENT OF HEALTH & HUMAN SERVICES	1		50	98%	51
GRAND VILLA OF ALTAMONTE SPRINGS		44	7	14%	51

COVID-19: testing by laboratory

Data through Apr 22, 2021 verified as of Apr 23, 2021 at 09:25 AM

Data in this report are provisional and subject to change.

The numbers in the table below represent the number of Florida and non-Florida residents for whom test results were received by the Department of Health. A person can be tested by more than one laboratory and can have both positive and negative results. **Therefore, the sum of the numbers in each column will be larger than the total number of people tested.**

Reporting lab	Inconclusive	Negative	Positive	Percent positive	Total
MILLENIA ADVANCED SCIENTIFIC LLC			50	100%	50
ADVENT HEALTH - LAKE WALES		38	12	24%	50
CAMP BOGGY CREEK		49	1	2%	50
BENTON HOUSE OF PORT ORANGE		44	6	12%	50
JESSIE TRICE COMMUNITY HEALTH SYSTEM, INC		34	16	32%	50
RAINBOW PEDIATRICS PC LLC / BREAKFAST POINT		39	11	22%	50
IMMEDIATE CARE PA		46	4	8%	50
BETHUNE-COOKMAN UNIVERSITY		32	18	36%	50
LIGHTHOUSE PEDIATRICS OF NAPLES		44	6	12%	50
CARE ATC - ANDES			50	100%	50
HILA BECKERMAN MD LLC	1	45	4	8%	50
NIGHT LITE PEDIATRICS CENTER LLC		10	40	80%	50
POPLAR HEALTHCARE PLLC	1	11	38	76%	50
PROFESSIONAL PEDIATRICS		48	2	4%	50
PRACTICE MANAGEMENT OF AMERICA, INC.		7	43	86%	50
MARIANNA HEALTH AND REHABILITATION CENTER		49	1	2%	50
PORT ST. LUCIE - ZAXBY'S		50			50
SUNSHINE PEDIATRICS OF CENTRAL FLORIDA PL		47	3	6%	50
HIGHLANDS COUNTY FIRE RESCUE		50			50
SIDDH INC DBA SAN CARLOS PHARMACY		45	4	8%	49
HEALTH FIRST - CAPE CANAVERAL HOSPITAL		1	48	98%	49
MINUTECLINIC DIAGNOSTIC OF NORTH CAROLINA		47	2	4%	49
Citymd Of Toms River		42	7	14%	49
MINUTECLINIC DIAGNOSTIC MEDICAL GROUP		45	4	8%	49
NORTHBROOK CENTER FOR☐		47	2	4%	49
GRAMERCY PARK URGENT CARE		47	2	4%	49
Guardian Care Nursing and Rehabilitation Center		49			49
ALLEGRO		47	2	4%	49
DOH		23	26	53%	49
USF		1	48	98%	49
SOFT CELL LABORATORIES		45	4	8%	49
ADVENTIST HEALTH SYSTEM FLORIDA		34	15	31%	49
FHMG_CTR FOR SENIOR HEALTH		44	5	10%	49
MADISON COUNTY MEMORIAL HOSPITAL LABORATORY		15	34	69%	49
S-H THIRTY FIVE OPCO - LUTZ, LLC		48	1	2%	49
ARCPPOINT LABS OF WEST PALM BEACH		9	40	82%	49
SOLARIS SENIOR LIVING NORTH NAPLES		48	1	2%	49
PREMIER COMMUNITY HEALTHCARE GROUP INC		46	2	4%	48
COURTYARD GARDENS OF BOYNTON BEACH, LLC		45	3	6%	48
NAPLES PEDIATRICS INC☐		43	5	10%	48
INTERCOASTAL MEDICAL GROUP		2	46	96%	48
THE TERRACE OF JACKSONVILLE		3	45	94%	48
MORTON PLANT			48	100%	48
PREMIER MEDICAL ASSOCIATES		46	2	4%	48
BITTINGS APOTHECARY INC		42	6	13%	48
ISLAND URGENT CARE PLLC		44	4	8%	48
BAPTIST URGENT CARE		44	4	8%	48

COVID-19: testing by laboratory

Data through Apr 22, 2021 verified as of Apr 23, 2021 at 09:25 AM

Data in this report are provisional and subject to change.

The numbers in the table below represent the number of Florida and non-Florida residents for whom test results were received by the Department of Health. A person can be tested by more than one laboratory and can have both positive and negative results. **Therefore, the sum of the numbers in each column will be larger than the total number of people tested.**

Reporting lab	Inconclusive	Negative	Positive	Percent positive	Total
CARE 4 U MANAGEMENT, INC			48	100%	48
COURTYARD GARDENS OF JUPITER		48			48
GRAND OAKS OF PALM CITY LLC	1	41	6	13%	48
CAREMED INTERNAL MEDICINE		30	18	38%	48
PINES NURSING HOME		46	2	4%	48
HERNANDO ENDOSCOPY AND SURGERY CENTER		37	11	23%	48
SOMA MEDICAL CENTER PA #3		10	38	79%	48
JFK MEDICAL CENTER NORTH LAB		1	47	98%	48
LYSTER ACH FT RUCKER AL		45	3	6%	48
BAY CENTER HURRICANE SHELTER		48			48
SEWANEE MOLECULAR DIAGNOSTICS LABORATO		48			48
ALWAYS BEST CARE SENIOR SERVICES		43	5	10%	48
URGENT CARE & WELLNESS CENTER		15	32	68%	47
COMPLETE HOME CARE OF THE PALM BEACHES LLC		43	4	9%	47
MOBILE DOC FL, LLC		29	18	38%	47
ROYAL PALM SENIOR RESIDENCE		47			47
Casa Mora Rehabilitation & Extended Care		45	2	4%	47
NAVARRE GARDENS		41	6	13%	47
FAMILY EXTENDED CARE OF WINTER HAVEN		45	2	4%	47
WINTER GARDEN REHAB AND NURSING CENTER		43	4	9%	47
GOLFCREST HEALTHCARE CENTER		47			47
POINTE AT NEW PORT PLACE,THE		47			47
SUNSHINE ASSISTED LIVING		47			47
CDR MAGUIRE - MIAMI BEACH CC MISSION 17388		2	45	96%	47
CITY OF CAPE CORAL		36	11	23%	47
PANCARE HEALTH - BAY COUNTY - YOUNGSTOWN		42	5	11%	47
INTERLAB		1	46	98%	47
CONCENTRA URGENT CARE		43	4	9%	47
PATRICK MANOR INCORPORATED		46			46
WG EVERGREEN WOODS SH LLC		46			46
H LEE MOFFITT CANCER CENTER MICRO		46			46
EAST MANATEE FAMILY	1	1	44	96%	46
PREMIER PLACE HEALTHCARE AT THE GLENVIEW		46			46
GROWING TOGETHER PEDIATRICS, LLC		40	6	13%	46
LUTHERAN HAVEN EXTENDED CONGREGATE CAR		46			46
WALGREENS 3145		43	3	7%	46
ADVENT HEALTH MEDICAL GROUP OB GYN AT		40	6	13%	46
HARTFORD HEALTH SERVICES LLC		46			46
NORTH FLORIDA / SOUTH GEORGIA VETERANS HEALTH SYSTEM		1	45	98%	46
SAN CARLOS PHARMACY		39	7	15%	46
WALGREEN		36	10	22%	46
KAPG ST AUGUSTINE SENIOR HOUSING OPCO LLC		37	9	20%	46
TRICORE REF LABS - UNIV OF NM		46			46
COLLIER BLVD HMA PHYSICIAN MANAGEMENT LLC		46			46
MINUTECLINIC DIAGNOSTIC OF LOUISIANA		43	3	7%	46
Heritage Park Care and Rehabilitation		46			46
ST JUDE LABORATORIES		40	5	11%	45

COVID-19: testing by laboratory

Data through Apr 22, 2021 verified as of Apr 23, 2021 at 09:25 AM

Data in this report are provisional and subject to change.

The numbers in the table below represent the number of Florida and non-Florida residents for whom test results were received by the Department of Health. A person can be tested by more than one laboratory and can have both positive and negative results. **Therefore, the sum of the numbers in each column will be larger than the total number of people tested.**

Reporting lab	Inconclusive	Negative	Positive	Percent positive	Total
BASSETTI MEDICAL RESEARCH INC		33	12	27%	45
AVALON PARK RETIREMENT RESIDENCE		43	2	4%	45
CVS MINUTE CLINIC DIAGNOSTIC OF NORTH CAROL		39	6	13%	45
THORNBURG PEDIATRICS		41	4	9%	45
ADVENTHEALTH MEDICAL GROUP FAMILY & INTERNAL		19	26	58%	45
GREENSBORO PATHOLOGY LLC		34	11	24%	45
ALLIANCE OF PHYSICIANS AGAINST COVID-19			45	100%	45
STUART URGENT CARE			45	100%	45
LEE MEMORIAL HEALTH SYSTEM		40	5	11%	45
COLLIER URGENT CARE CENTERS		44	1	2%	45
NEXT MOLECULAR ANALYTICS		14	31	69%	45
LARA HEALTH AND WELLNESS CENTER LLC		45			45
ORLANDO COVID TEST , LLC		39	6	13%	45
SOUTHPORT SQUARE HARBOUR HEALTH		45			45
BD MEDICAL SYSTEMS		43	2	4%	45
ROADS PEDIATRICS,LLC		42	3	7%	45
MID-FLORIDA PATHOLOGY, LLC		35	10	22%	45
BENTON HOUSE OF ST. JOHNS		43	2	4%	45
ADULT MEDICINE OF LAKE COUNTY INC			45	100%	45
BRP SH OPCO LLC		45			45
PLAINVIEW URGENT CARE		42	3	7%	45
IMA MEDICAL GROUP POINCIANA		18	27	60%	45
NEOGENOMICS LABORATORIES INC		45			45
REDI-MED WALK-IN FAMILY CARE			45	100%	45
LEE PHYSICIAN GROUP COLLEGE POINT		44			44
RADIOLOGY ASSOCIATES OF VENICE AND ENGLEWOOD		42	2	5%	44
BLUE SPRINGS SURGERY CENTER		44			44
THE MERIDIAN AT BOCA RATON	1	43			44
BENTON HOUSE OF CLERMONT		44			44
INNOVATIVE GX LABORATORIES		37	7	16%	44
Gulf Shore Care Center		39	5	11%	44
FLORIDA HOSPITAL		28	16	36%	44
PRINCETON VILLAGE☐		40	4	9%	44
SOUTH FLORIDA BAPTIST HOSPITAL			44	100%	44
NEWPATH DIAGNOSTICS		36	8	18%	44
TRIPLE O MEDICAL SERVICES INC		41	3	7%	44
BAY STREET PHARMACY☐		41	3	7%	44
UNION MEDICAL CARE PLLC		43	1	2%	44
PEDIATRICS OF CENTRAL FLORIDA – SAINT CLOUD	2	40	2	5%	44
LOURDES HOSPITAL INC		42	2	5%	44
ASHTON PLACE	3	37	4	9%	44
BRONX LEBANON HOSPITAL-MEDICAL CENTER		39	4	9%	43
CAREATC			43	100%	43
EC OPCO TIMBERLIN PARC LLC		43			43
BRANCH MEDICAL CLINIC			43	100%	43
UNIVERSITY BEHAVIORAL CENTER		43			43
LAKE MARY KIDS CENTRA CARE		33	10	23%	43

COVID-19: testing by laboratory

Data through Apr 22, 2021 verified as of Apr 23, 2021 at 09:25 AM

Data in this report are provisional and subject to change.

The numbers in the table below represent the number of Florida and non-Florida residents for whom test results were received by the Department of Health. A person can be tested by more than one laboratory and can have both positive and negative results. **Therefore, the sum of the numbers in each column will be larger than the total number of people tested.**

Reporting lab	Inconclusive	Negative	Positive	Percent positive	Total
University Hills health and Rehabilitation		33	10	23%	43
FIRST CHOICE URGENT CARE		12	31	72%	43
WOLFF CTR FOR CHILD & ADOLESCENT HEALTH PLLC,THE		26	17	40%	43
RESIDENTIAL PLAZA AT BLUE LAGOON INC		39	4	9%	43
FLAGLER HOSPITAL INC	2		41	95%	43
CAREHERE LAKE SCHOOLS EMPLOYEE HEALTH CENTER		29	14	33%	43
PINELLAS INTERNAL MEDICINE ASSOCIATES	1	39	3	7%	43
DUVAL PHARMACY		32	11	26%	43
BIOFIRE		11	32	74%	43
LAKE COUNTY SCHOOLS EMPLOYEE HEALTH CENTER		31	12	28%	43
THE PALMS PHARMACY, INC		40	3	7%	43
PACIFICA SENIOR LIVING OCALA		37	5	12%	42
REOPEN DIAGNOSTICS			42	100%	42
KIVA AT CANTERBURY		25	17	40%	42
ORLANDO HEALTH PRIMARY CARE PEDIATRICS		39	3	7%	42
WHITE-WILSON MEDICAL CENTER		31	11	26%	42
WALK IN MEDICAL URGENT CARE		42			42
MAKO MEDICAL		21	21	50%	42
University Hospital		35	7	17%	42
NORTHWELL HEALTH PLAINVIEW HOSPITAL LABORATORY		33	9	21%	42
WINDSOR WOODS REHAB & HEALTHCARE CTR		40	2	5%	42
STETSON UNIVERSITY STUDENT HEALTH CENTER		3	39	93%	42
LONGLEAF DIAGNOSTIC LABORATORIES		13	29	69%	42
D W MCMILLAN MEMORIAL HOSPITAL		31	11	26%	42
ALL CARE URGENT CARE			42	100%	42
STAT ONE URGENT CARE CENTER		2	40	95%	42
BAYCARE MEDICAL GROUP INC		3	39	93%	42
ATRIA WILLOW WOOD		40	2	5%	42
Atlantic Shore Nursing and Rehab		42			42
MAIMONIDES-SHALOM ACADEMY, INC		41	1	2%	42
CLINICAL LABORATORY		42			42
WALGREENS #05625		37	5	12%	42
EMORY CLINIC, THE		40	2	5%	42
ENCOMPASS HEALTH REHABILITATION OF ALTAMONTE		37	5	12%	42
A & R RESEARCH GROUP		35	6	15%	41
PEDIATRICS OF CENTRAL FLORIDA KISSI		33	8	20%	41
BOND CLINIC, PA		11	30	73%	41
UNIVERSITY OF ALABAMA		38	3	7%	41
WEISS PEDIATRIC CARE LLC		27	14	34%	41
RIVERHEAD URGENT CARE		40	1	2%	41
FLORIDA HOSPITAL NEW SMYRNA		4	37	90%	41
DHMD		41			41
GRAND VILLA OF NEW PORT RICHEY		34	7	17%	41
CITRUS COUNTY HEALTH DEPARTMENT		35	6	15%	41
CROSSROADS URGENT CARE		26	15	37%	41
MULBERRY'S MOBILE PROVIDER SERVICES LLC□		26	15	37%	41
EASTERN SHORE URGENT CARE		30	11	27%	41

COVID-19: testing by laboratory

Data through Apr 22, 2021 verified as of Apr 23, 2021 at 09:25 AM

Data in this report are provisional and subject to change.

The numbers in the table below represent the number of Florida and non-Florida residents for whom test results were received by the Department of Health. A person can be tested by more than one laboratory and can have both positive and negative results. **Therefore, the sum of the numbers in each column will be larger than the total number of people tested.**

Reporting lab	Inconclusive	Negative	Positive	Percent positive	Total
BULLS HEAD URGENT CARE		39	2	5%	41
CLINICAL PATHOLOGY LABORATORIES, INC		40			40
AU MEDICAL CENTER, INC	1	34	5	13%	40
WELLMED AT NEW TAMPA		29	11	28%	40
MINUTE CLINIC DIAGNOSTIC OF VIRGINIA, LLC		38	2	5%	40
UNION MEDICAL CARE		40			40
FAMILY AND INTERNAL MEDICINE AT AVALON PARK		36	4	10%	40
M&V SAN JOSE MEDICAL CENTER			40	100%	40
ADVENT HEALTH CENTRA CARE - LAKE LAND		30	10	25%	40
BELVEDERE COMMONS OF SUN CITY CENTER		40			40
SOUTHCOR LABORATORY		6	34	85%	40
CAPITAL REGIONAL MEDICAL CENTER		2	38	95%	40
PRIDE DIAGNOSTICS		24	16	40%	40
THE LODGE AND REHABILITATION CENTER		24	16	40%	40
CITRUS CARE CLINIC			40	100%	40
UNIVERSITY MEDICAL CTR OF PRINCETON AT		38	2	5%	40
LPG CONVENIENT CARE AT METRO		36	4	10%	40
ORLANDO ORTHOPAEDIC OUTPATIENT SURGERY CENTER		34	6	15%	40
NIGHT LITE PEDIATRIC CENTER		10	30	75%	40
ANDALUSIA HEALTH		22	17	44%	39
WG BAYPOINT VILLAGE SH LLC		38	1	3%	39
MEDEX MEDICAL EXPRESS OF PALATKA LLC			39	100%	39
BAY COUNTY JAIL ANNEX		34	5	13%	39
CORRECTIONAL MEDICAL GROUP		27	12	31%	39
ENCOMPASS HEALTH REHABILITATION HOSPITAL OF PANAMA CITY		34	5	13%	39
VETERANS AFFAIRS MEDICAL CENTER - NEW YORK HARBOR		37	2	5%	39
ADVENTHEALTH MEDICAL GROUP PULMONOLOGY		34	5	13%	39
BAYSHORE PATHOLOGY CONSULTANTS PA		37	2	5%	39
PINELLAS PARK FIRE DEPARTMENT		39			39
CEDAR CREEK AT KINGS BAY INC		39			39
CARILLON SPORTS AND FAMILY MEDICINE		29	10	26%	39
GENEXPERT			39	100%	39
JUNIPER VILLAGE AT CAPE CORAL		34	5	13%	39
EP MEDICAL EQUIPMENT PHARMACY		33	6	15%	39
ISLAMORADA VILLAGE OF ISLANDS FIRE RESCUE		36	3	8%	39
GUYAN VALLEY WELLNESS CENTER		32	7	18%	39
FLORIDA DEPARTMENT OF HEALTH CLAY COUNTY		26	13	33%	39
SMH PHYSICIAN SERVICES INC		38	1	3%	39
NORTHSIDE HOSPITAL EMERGENCY DEPT		35	4	10%	39
BROOKDALE BRANDON	1	38			39
CLINICAL RESEARCH SEQUENCING PLATFORM		8	31	79%	39
PALM POINT BEHAVIORAL HEALTH		38			38
HOMEWOOD RESIDENCE AT FREEDOM PLAZA		37	1	3%	38
ROCKLAND URGENT CARE FAMILY HEALTH NP		36	2	5%	38
STEWART MEDICAL GROUP, INC		21	17	45%	38
LABORATORY MEDICINE CONSULTANTS-LMC PA		36	2	5%	38
ATRIA SAN PABLO		36	2	5%	38

COVID-19: testing by laboratory

Data through Apr 22, 2021 verified as of Apr 23, 2021 at 09:25 AM

Data in this report are provisional and subject to change.

The numbers in the table below represent the number of Florida and non-Florida residents for whom test results were received by the Department of Health. A person can be tested by more than one laboratory and can have both positive and negative results. **Therefore, the sum of the numbers in each column will be larger than the total number of people tested.**

Reporting lab	Inconclusive	Negative	Positive	Percent positive	Total
LMH SKILLED NURSING UNIT		38			38
TNC WALK IN CLINIC		26	12	32%	38
DCH REGIONAL MEDICAL CENTER LABORATORY		37	1	3%	38
Life Care Center of Citrus County		37	1	3%	38
AUTUMN OF SARASOTA		12	26	68%	38
CRESTVIEW IMMEDIATE CARE LL		14	24	63%	38
ST AUGUSTINE PEDIATRIC ASSOC		33	5	13%	38
ST LUCIE COUNTY JAIL		28	10	26%	38
CCRC @ SUNFLOWER LLC		35	3	8%	38
TAYLORVILLE FAMILY MEDICINE		31	7	18%	38
INNOVATION CLINICAL TRIALS, INC			38	100%	38
MOLECULAR DIAGNOSTICS		5	33	87%	38
A AND R RESEARCH GROUP LLC		33	4	11%	37
ASSISTED LIVING OF BROWARD		37			37
HUNT CLUB MEDICAL		15	22	59%	37
HOLZER HEALTH CENTER		5	32	86%	37
HOLLISMED LLC		35	2	5%	37
SEWALLS POINT PHARMACY INC		29	8	22%	37
CARE HERE		12	25	68%	37
WEINBERG VILLAGE		36	1	3%	37
FAMILY EXTENDED CARE OF SEBRING INC		35	2	5%	37
PORT SAINT JOHN FAMILY PRACTICE		22	15	41%	37
ALAN A SMITH MD LLC		34	3	8%	37
CONNECTICUT DEPARTMENT OF HEALTH		22	15	41%	37
PONCE THERAPY CARE CENTER		34	3	8%	37
PECONIC BAY MEDICAL CENTER LABORATORY		28	9	24%	37
HR SARASOTA OPERATOR LLC		25	12	32%	37
CENTRAL FLORIDA HEALTH CARE INC WAUCHULA SITE 2		29	8	22%	37
ONE MILO		37			37
THE COLLIER AT NAPLES		36	1	3%	37
WELLSTAR KENNESTONE HOSPITAL		34	3	8%	37
ARTHREX MEDICAL CENTER EAST		25	12	32%	37
MINUTECLINIC DIAGNOSTIC OF RHODE ISLAND, LLC #1544		36	1	3%	37
MINUTECLINIC, LLC, DBA MINUTECLINIC #5		33	4	11%	37
MINUTECLINIC DIAGNOSTIC OF MICHIGAN		34	3	8%	37
EMORY UNIVERSITY HOSPITAL		29	8	22%	37
GRAND VILLA OF LARGO		32	5	14%	37
PATHOGENIUS LABORATORIES		30	7	19%	37
COLLIER HMA PHYSICIAN MANAGEMENT LLC		27	10	27%	37
ACCURATE DIAGNOSTIC LAB		35	2	5%	37
METROPOLITAN CHARITIES INC		34	3	8%	37
PIERCE INSTRUMENTS INC		36	1	3%	37
HARMONY HEALTH OPCO, LLC		16	21	57%	37
ST. MARYS MEDICAL CENTER		1	35	97%	36
LAKE BUTLER HOSPITAL		35	1	3%	36
WALGREENS COVID-19		27	9	25%	36
GULFSIDE HOSPICE INC		33	3	8%	36

COVID-19: testing by laboratory

Data through Apr 22, 2021 verified as of Apr 23, 2021 at 09:25 AM

Data in this report are provisional and subject to change.

The numbers in the table below represent the number of Florida and non-Florida residents for whom test results were received by the Department of Health. A person can be tested by more than one laboratory and can have both positive and negative results. **Therefore, the sum of the numbers in each column will be larger than the total number of people tested.**

Reporting lab	Inconclusive	Negative	Positive	Percent positive	Total
AIR, LAND & SEA PHYSICALS & CONSULTATIONS, LLC		35	1	3%	36
MINUTE CLINIC LLC #2216		33	3	8%	36
MEDCOMP SCIENCES			36	100%	36
HARBORCHASE OF WELLINGTON CROSSING		34	2	6%	36
COMMUNITY MEDICAL CARE CENTER INC			36	100%	36
FLORIDA PEDIATRIC GROUP PA		28	8	22%	36
DOCTOR TODAY TLC LLC			36	100%	36
PHYSICIAN ASSOCIATES LLC		26	10	28%	36
Kensington Gardens		36			36
WARDE MEDICAL LABORATORY		28	8	22%	36
HOUSE CALLS PROFESSIONAL LLC		32	4	11%	36
GRAND VILLA OF PINELLAS PARK		34	2	6%	36
GRAND VILLA OF ST. PETERSBURG		34	2	6%	36
EXPRESS CARE OF TAMPA BAY LLC		5	31	86%	36
CENTERPLACE HEALTH		15	21	58%	36
EASYCARE WALK-IN CLINIC	1	14	21	58%	36
FLORIDA MEDICAL CLINIC IM MLK		24	12	33%	36
GRAND VILLA OF ENGLEWOOD		31	5	14%	36
BVL/LITTLE ANGEL PEDIATRICS		36			36
PATHGROUP		9	27	75%	36
WASHINGTON COUNTY HEALTH DEPARTMENT		24	12	33%	36
MAINSTREET FAMILY URGENT CARE		1	35	97%	36
FLORIDA HOSPITAL PHYSICIAN GROUP		23	13	36%	36
BAYCARE HEALTH SYSTEMS, LLC			35	100%	35
SOUTHEASTERN OUTPATIENT SURGERY CENTER		32	3	9%	35
LEE PHYSICIAN GROUP		31	4	11%	35
FHMG-FLORIDA HOSPITAL MEDICAL GROUP		25	10	29%	35
OCCUPATIONAL HEALTH CENTERS OF THE SOUTHWEST PA		30	5	14%	35
FAST PACE MEDICAL CLINIC		30	5	14%	35
ADVENT HEALTH - FISH MEMORIAL		2	33	94%	35
P23 LABS		35			35
WUESTHOFF MEMORIAL HOSPITAL			35	100%	35
POARCH BANC CREEK INDIANS TRIBAL HEALTH DEPARTMENT			35	100%	35
PARKSIDE HEALTH AND REHABILITATION CENTER			35	100%	35
MEDEXPRESS URGENT CARE WEST TAMPA			35	100%	35
ALABAMA CLINICS		19	16	46%	35
IRL		4	31	89%	35
FORT CAROLINE GARDENS, INC		33	2	6%	35
METRO KNOXVILLE HMA		25	10	29%	35
CLEARWATER EMPLOYEE HEALTH CLINIC		17	18	51%	35
NEUROINTERNATIONAL SARASOTA		32	3	9%	35
ISLAND LAKE CENTER		14	21	60%	35
FLORIDA PRESBYTERIAN HOMES INC		33	2	6%	35
VIKOR SCIENTITIC		5	30	86%	35
NCHD		21	14	40%	35
JAMAICA HOSPITAL MEDICAL CENTER		31	4	11%	35
BOCA TOXICOLOGY LLC		33	2	6%	35

COVID-19: testing by laboratory

Data through Apr 22, 2021 verified as of Apr 23, 2021 at 09:25 AM

Data in this report are provisional and subject to change.

The numbers in the table below represent the number of Florida and non-Florida residents for whom test results were received by the Department of Health. A person can be tested by more than one laboratory and can have both positive and negative results. **Therefore, the sum of the numbers in each column will be larger than the total number of people tested.**

Reporting lab	Inconclusive	Negative	Positive	Percent positive	Total
REDI-MED WALK IN FAMILY CLINIC			35	100%	35
AYERS NURSING AND REHABILITATION CENTER		34			34
KINDRED HOSPITAL OCALA		31	3	9%	34
THE SPRINGS OF PARC HILL		33	1	3%	34
PHOSPHORUS DIAGNOSTICS		27	7	21%	34
TUSCAN GARDENS OF DELRAY BEACH MANAGEMENT COMPANY,		34			34
MINUTE CLINIC, LLC DBA MINUTECLINIC #4505		31	3	9%	34
CIGNA PBSO WEST PALM		3	31	91%	34
MARYLAND DEPARTMENT OF HEALTH			34	100%	34
LONG TERM CARE OF GULF BREEZE LLC		30	4	12%	34
MIDDLETOWN MEDICAL P C		24	10	29%	34
MINUTECLINIC DIAGNOSTIC OF LOUISIANA,		31	3	9%	34
RASHDA ALBIBI M.D. P.A.		31	3	9%	34
PACIFICA SUNRISE☐		26	8	24%	34
JUPITER MEDICAL CENTER PHYSICIANS GROUP, INC		30	4	12%	34
FLORIDA DEPARTMENT OF HEALTH IN MONROE COUNTY		27	7	21%	34
JACKSON HEALTH SYSTEM		2	32	94%	34
PARAMOUNT WALK-IN CLINIC		1	33	97%	34
VENICE URGENT CARE – GULF COAST		1	33	97%	34
LABORATORY ALLIANCE OF CENTRAL NEW YORK		32	2	6%	34
TGH URGENT CARE – WESLEY CHAPEL			34	100%	34
TRADITIONAL HOME CARE INC		33	1	3%	34
STATCARE URGENT AND WALK-IN MEDICAL CA		31	3	9%	34
SOUTHWEST LABS		34			34
WESTWOOD NURSING AND REHABILITATION		28	5	15%	33
PULSE & REMEDY LLC		18	15	45%	33
VILLA COURT LLC		33			33
STATEN ISLAND UNIVERSITY HOSPITAL-POUCH		32	1	3%	33
VETERANS HOME		1	32	97%	33
LONG BEACH URGENT CARE		33			33
VETERAN AFFAIRS MEDICAL CENTER - JAMES J PETERS		30	3	9%	33
ENCOMPASS HEALTH REHABILITATION HOSPITAL OF MIAMI		32	1	3%	33
NIGHT LITE PEDIATRICS URGENT CARE CENTER			33	100%	33
Consulate Health Care of Orange Park		27	6	18%	33
MINUTE CLINIC DIAGNOSTIC OF SC, LLC #75		31	2	6%	33
HUNTINGTON STATION URGENT CARE		32	1	3%	33
SANFORD MOBILE LAB PGA TOUR		32	1	3%	33
CORAL HOUSE ASSISTED LIVING COMMUNITY LLC		33			33
AMMON ANALYTICAL LABORATORIES		29	4	12%	33
EVERLYWELL		19	14	42%	33
AMBRY GENETICS CORPORATION	23	10			33
GREENRIDGE GROUP HOME	3	11	19	58%	33
RESIDENCE AT BAY VUE		31	2	6%	33
BOND CLINIC		3	30	91%	33
Grand Villa of Deerfield Beach		29	4	12%	33
MINUTE CLINIC DIAGNOSTIC OF NEW JERSEY		32	1	3%	33
NURSES HELPING HANDS INC ALF		33			33

COVID-19: testing by laboratory

Data through Apr 22, 2021 verified as of Apr 23, 2021 at 09:25 AM

Data in this report are provisional and subject to change.

The numbers in the table below represent the number of Florida and non-Florida residents for whom test results were received by the Department of Health. A person can be tested by more than one laboratory and can have both positive and negative results. **Therefore, the sum of the numbers in each column will be larger than the total number of people tested.**

Reporting lab	Inconclusive	Negative	Positive	Percent positive	Total
AHSE ROP		32	1	3%	33
UNION CHD		29	3	9%	32
MEDEMERGE		30	2	6%	32
LAKE MARY - STIRLING CENTER SUITE 202			32	100%	32
IPSUM DIAGNOSTICS		3	29	91%	32
CARE CENTERS OF NASSAU LLC MINER ROAD NORTH		32			32
TREASURE ISLE LLC		32			32
FLORIDA ENDOSCOPY & SURGERY CTR LLC		32			32
MINUTE CLINIC DIAGNOSTIC OF VIRGINIA		25	7	22%	32
ADVANCED URGENT CARE		12	20	63%	32
SYNIVERSE WELLNESS CENTER		27	5	16%	32
COLORADO DEPARTMENT OF HEALTH LABORATORY SERVICES DIVISION			32	100%	32
OPIS COQUINA CENTER		32			32
WOMENS CARE FLORIDA LABORATORY		25	7	22%	32
CARDIOLOGY AND MEDICINE ASSOCIATES INC		31	1	3%	32
CERON PEDIATRICS & INTEGRATIVE MEDICIN		32			32
BAYSIDE LABORATORIES INC		32			32
COLORADO DEPARTMENT OF PUBLIC HEALTH AND ENVIRONMENT			32	100%	32
ENCOMPASS HEALTH REHABILITATION HOSPITAL OF OCALA		31	1	3%	32
KISSIMMEE VA OUTPATIENT CLINIC		29	3	9%	32
Heartland Health Care Center North Sarasota		18	14	44%	32
MADISON POINTE CARE CENTER		32			32
PASSPORT HEALTH ORLANDO		32			32
ALPHA PHARMACY		29	3	9%	32
ACCESS 365 URGENT CARE		10	22	69%	32
WESTMINSTER ST AUGUSTINE		32			32
Wiregrass Rehabilitation Center and Nursing Home		28	3	10%	31
CANCER RESEARCH LAB, BOB JONES UNIVERSITY		29	2	6%	31
HEALTH FIRST - VIERA HOSPITAL		1	30	97%	31
BUREAU OF PUBLIC HEALTH	1	10	20	65%	31
VENICE REGIONAL BAYFRONT HEALTH			31	100%	31
UNIPATH		24	7	23%	31
OAKMONTE VILLAGE		30	1	3%	31
LabCorp L#09258130 M#09258125		12	19	61%	31
LPG PRIMARY CARE AT CAPE CORAL PARKWAY		26	5	16%	31
ADVENT HEALTH - CENTRAL PASCO ER		26	5	16%	31
AMERICAN ESOTERIC LABORATORIES		15	16	52%	31
HEARTLAND PEDIATRIC ASSOCIATES		24	7	23%	31
DISCOVERY COMMONS AT BRADENTON		31			31
STUART REHABILITATION AND HEALTHCARE		15	16	52%	31
ADVENTHEALTH MEDICAL GROUP FAMILY MEDICINE AT RDV		31			31
LEE COMMUNITY HEALTHCARE INC CAPE CORAL		30	1	3%	31
COLLIER ANESTHESIA PAIN LLC		31			31
FAMILY CARE PARTNERS URGENT CARE LLC		25	6	19%	31
CHIPOLA MEDICAL ASSOCIATES		11	20	65%	31
ENT AND ALLERGY ASSOCIATES OF FLORIDA LLC		30	1	3%	31
MIDNIGHT MEDICINE			31	100%	31

COVID-19: testing by laboratory

Data through Apr 22, 2021 verified as of Apr 23, 2021 at 09:25 AM

Data in this report are provisional and subject to change.

The numbers in the table below represent the number of Florida and non-Florida residents for whom test results were received by the Department of Health. A person can be tested by more than one laboratory and can have both positive and negative results. **Therefore, the sum of the numbers in each column will be larger than the total number of people tested.**

Reporting lab	Inconclusive	Negative	Positive	Percent positive	Total
NORTH PINELLAS CHILDRENS MEDICAL CENTER			31	100%	31
MICHAEL J D'AMBROSE MD PA		29	2	6%	31
MIGUEL E TREVINO MD PA		27	4	13%	31
PREMIER URGENT CARE CENTER LLC			31	100%	31
FLORIDA MEDICAL CL ODOM TPA		17	14	45%	31
STEINHATCHEE DRUGS		25	6	19%	31
TAMPA URGENT CARE			31	100%	31
COUNTY OF LOS ANGELES			31	100%	31
STATCARE URGENT & WALK IN MEDICAL CARE		27	4	13%	31
CITY OF NAPLES FIRE RESCUE		27	4	13%	31
UR CARE FAMILY AND SPORTS MEDICINE			31	100%	31
REGENCY PARK ASSISTED LIVING FACILITY		29	2	6%	31
ORLANDO FAMILY MEDICINE		14	16	53%	30
JOSEF SCHENKER MD PC		30			30
ENGLEWOOD HOSPITAL AND MEDICAL CENTER		25	5	17%	30
RAINBOW PEDIATRICS		1	29	97%	30
HERITAGE WATERSIDE		27	3	10%	30
ORLANDO ORTHOPAEDIC CENTER		28	2	7%	30
MINUTECLINIC, LLC #08366		25	5	17%	30
JACK BANDEL MD PA		30			30
SPRINGWOOD COURT		25	5	17%	30
Grand Villa of Dunedin		24	6	20%	30
WIREGRASS CLINIC LLC		24	6	20%	30
CLINCLOUD, LLC			30	100%	30
AMEERAH LABS			30	100%	30
JOSEPH SCHENKER MD PC DBA CENTERS URGENT		26	4	13%	30
JOSEF SCHENKER MD PC DBA CENTERS URGENT		28	2	7%	30
PERDIDO URGENT CARE		1	29	97%	30
Okeechobee Health Care Facility		16	14	47%	30
DAVID LAWRENCE CENTER		26	4	13%	30
MINUTECLINIC, LLC #4230		26	4	13%	30
FORT VALLEY STATE UNIVERSITY		29	1	3%	30
CENTER ONE SURGERY CENTER		24	6	20%	30
HOLIDAY MEDICAL ASSOCIATES		4	26	87%	30
MINUTECLINIC DIAGNOSTIC OF RHODE ISLAND, LLC #212		30			30
SOUTHEAST GEORGIA HEALTH SYSTEM, INC		25	5	17%	30
TALLAHASSEE DEVELOPMENTAL CENTER☐		28	2	7%	30
MARTHA'S HOUSE & ASSISTED LIVING FACILITY		30			30
SANITAS		4	26	87%	30
WILLAMETTE VALLEY TOXICOLOGY LLC		28	2	7%	30
BAPTIST PRIMARY BLACK CREEK SOUTH			30	100%	30
THE TERRACE AT IVY ACRES ALF		11	19	63%	30
GRAND LIVING AT LAKEWOOD RANCH		29	1	3%	30
COOPER HEALTHCARE		27	3	10%	30
BOCA SIMON LAB		1	29	97%	30
BOCA BIOLISTIC REFERENCE LAB			30	100%	30
OAK HARBOR ASSISTED LIVING FACILITY		27	3	10%	30

COVID-19: testing by laboratory

Data through Apr 22, 2021 verified as of Apr 23, 2021 at 09:25 AM

Data in this report are provisional and subject to change.

The numbers in the table below represent the number of Florida and non-Florida residents for whom test results were received by the Department of Health. A person can be tested by more than one laboratory and can have both positive and negative results. **Therefore, the sum of the numbers in each column will be larger than the total number of people tested.**

Reporting lab	Inconclusive	Negative	Positive	Percent positive	Total
P4CLINICAL	3	2	25	83%	30
CARLOS F FUSTER MD PA		28	2	7%	30
ADVENT HEALTH PRIMARY CARE PLUS, WINTER GARDEN		26	4	13%	30
LAKELAND NURSING AND REHABILITATION CENTER			30	100%	30
A LILIKO'I PHARMACY LLC		26	3	10%	29
SUNTREE INTERNAL MEDICINE		29			29
CDC		17	12	41%	29
NEMOURS CHILDRENS CLINIC		22	7	24%	29
EMPLOYEE WELLNESS PA		15	14	48%	29
COMPREHENSIVE CHILDCARE		23	6	21%	29
BROOKWOOD BAPTIST MEDICAL CENTER		28	1	3%	29
PRO HEALTH HARMONY		29			29
UCLA HEALTHCARE CLINICAL LABS		23	6	21%	29
SANFORD PEDIATRIC ASSOCIATES, PA		26	3	10%	29
ROBERT H JENKINS JR VETERANS' DOMICILIARY HOME OF		26	3	10%	29
RENAISSANCE SENIOR LIVING	1	28			29
GOOD SAMARITAN HOSPITAL LABORATORY		26	3	10%	29
PBSO WEST PALM FAMILY PRACTICE		1	28	97%	29
CHILDREN'S MEDICAL CENTER			29	100%	29
ENCOMPASS HEALTH REHABILITATION		27	2	7%	29
TOTTENVILLE CIRCLE URGENT CARE		29			29
LPG PRIMARY CARE AT BONITA BAY LIFESTYLE CENTER		26	3	10%	29
MEDPEDS ASSOCIATES OF SARASOTA PA		26	3	10%	29
PALM GARDEN OF JACKSONVILLE		27	2	7%	29
ST VINCENTS AMBULATORY CARE INC DBA		26	3	10%	29
CAPE CORAL HOSPITAL ABG LABORATORY		16	13	45%	29
ST PETER'S BENDER LABORATORY		28	1	3%	29
MAYO CLINIC JACKSONVILLE		4	25	86%	29
STEWART MELBOURNE HOSPITAL			29	100%	29
DUVAL COUNTY HEALTH DEPARTMENT		29			29
PANCARE HEALTH - BONIFAY K-8			29	100%	29
UNIV OF ROCHESTER-STRONG MEMORIAL HOSP		28	1	3%	29
PINELLAS 1 HOME HEALTH CARE CORP		28	1	3%	29
UNIVERSITY OF ILLINOIS VETERINARY DIAG	1	27	1	3%	29
PALMS, THE		29			29
INTERIM HEALTHCARE OF NORTHWEST FLORIDA INC		27	2	7%	29
ROSLYN URGENT CARE		27	1	4%	28
PORT ST LUCIE HOSPITAL		25	3	11%	28
FIRST CHOICE PEDIATRICS LOOP		25	3	11%	28
BIG BEND HOSPICE INC		28			28
ACTIVE SENIOR LIVING		26	2	7%	28
NATIONAL MENTOR HEALTHCARE LLC			28	100%	28
GEORGIA HEART CENTER (MSC 53), NAVICEN		26	2	7%	28
FAMILY CARE PARTNERS		18	10	36%	28
Cleveland Clinic Laboratories		4	24	86%	28
LEE COMMUNITY HEALTHCARE INC NORTH FORT MYERS		28			28
EDEN AT CRESTVIEW		12	16	57%	28

COVID-19: testing by laboratory

Data through Apr 22, 2021 verified as of Apr 23, 2021 at 09:25 AM

Data in this report are provisional and subject to change.

The numbers in the table below represent the number of Florida and non-Florida residents for whom test results were received by the Department of Health. A person can be tested by more than one laboratory and can have both positive and negative results. **Therefore, the sum of the numbers in each column will be larger than the total number of people tested.**

Reporting lab	Inconclusive	Negative	Positive	Percent positive	Total
BROOKDALE PHILLIPPI CREEK			28	100%	28
PARK WEST MEDICAL CENTER		27	1	4%	28
TIFFANY LAKE CARE CENTERS INC		27	1	4%	28
JACKSONVILLE PEDIATRICS		18	10	36%	28
GRAND VILLA OF BOYNTON BEACH		27	1	4%	28
ASTORIA HEALTH AND REHABILITATION CENTER		27	1	4%	28
ENCORE AT BOCA RATON, THE			28	100%	28
KIVA AT CANTERBURY, LLC		28			28
MARION PEDIATRICS PA		21	7	25%	28
GERALD J KIVETT MD		25	3	11%	28
VIRTUA		24	4	14%	28
BROWARD HEALTH IMPERIAL POINT NURSING			28	100%	28
LAKE PLACID HEALTH AND REHABILITATION		1	27	96%	28
GADSDEN COUNTY HEALTH DEPARTMENT		22	6	21%	28
MONTEFIORE NEW ROCHELLE HOSPITAL		25	3	11%	28
WEST BROWARD CARE CENTER		24	4	14%	28
KEY PRIMARY CARE			28	100%	28
ORANGE PEDIATRICS			28	100%	28
CHILDRENS MEDICAL CENTER			28	100%	28
URGENT CARE CENTER			28	100%	28
ADVENT HEALTH MEDICAL GROUP- FAMILY MEDICINE AT DR. PHILIPS		23	5	18%	28
ECC PEDIATRICS		28			28
MED LABS DIAGNOSTICS		11	17	61%	28
SOMA MEDICAL CENTER # 4		5	23	82%	28
Summit Medical Group Westfield Lab		24	3	11%	27
THE COMMONWEALTH OF MASSACHUSETTS		1	26	96%	27
EPIC REFERENCE LABS INC			27	100%	27
RAYMOND BASRI MD		25	2	7%	27
MINUTECLINIC DIAGNOSTIC OF TN PC #6435		24	3	11%	27
UTAH DEPARTMENT OF HEALTH			27	100%	27
Clearwater Center		13	14	52%	27
CARENOW - DOWNTOWN NORTH GULCH		25	2	7%	27
MINUTECLINIC DIAGNOSTIC OF ILLINOIS L		21	6	22%	27
DSI MANAGEMENT LLC		27			27
1 TOUCH TOTALCARE SOLUTIONS		24	3	11%	27
SUNCOAST LABS			27	100%	27
MINUTECLINIC DIAGNOSTIC OF TEXAS		23	4	15%	27
GASTROENTEROLOGY ASSOCIATES OF PENSACOLA PA		23	4	15%	27
EXPRESS CARE OF BELLEVIEW		27			27
BROOKDALE SOUTHPOINT			27	100%	27
EMORY BENNETT VETERANS NURSING HOME	1	26			27
CANTON-POTSDAM HOSPITAL LABORATORY		26	1	4%	27
LOOP PEDIATRICS		22	5	19%	27
VICK STREET MANOR		27			27
SPANISH RIVER HIGH SCHOOL ESE		23	4	15%	27
LEXINGTON PLACE SENIOR LIVING COMMUNITY		27			27
VASSAR BROTHERS MEDICAL CENTER LABORATORY		25	2	7%	27

COVID-19: testing by laboratory

Data through Apr 22, 2021 verified as of Apr 23, 2021 at 09:25 AM

Data in this report are provisional and subject to change.

The numbers in the table below represent the number of Florida and non-Florida residents for whom test results were received by the Department of Health. A person can be tested by more than one laboratory and can have both positive and negative results. **Therefore, the sum of the numbers in each column will be larger than the total number of people tested.**

Reporting lab	Inconclusive	Negative	Positive	Percent positive	Total
MINUTECLINIC, LLC, DBA MINUTECLINIC #2544		26	1	4%	27
ADVENT HEALTH MEDICAL GROUP FAMILY AND INTERNAL MEDICINE AT AVALON PAR		24	3	11%	27
ATRIA LADY LAKE		27			27
HUNT CLUB PEDIATRIC ASSOCIATES LLC		22	5	19%	27
PHYSICIANS CARE		23	4	15%	27
HOWARD BEACH URGENT CARE		25	2	7%	27
HEALTHPARK MEDICAL CENTER ABG LAB		26	1	4%	27
CVS NC3516POCT WINSTON SALEM		25	2	7%	27
BROOKDALE UNIVERSITY HOSPITAL		25	2	7%	27
VOLUSIA COUNTY BRANCH JAIL		1	26	96%	27
URGENT FAMILY CARE INC		24	3	11%	27
HARBOUR ISLAND PEDIATRICS		18	9	33%	27
SHORE MEMORIAL HOSPITAL		24	3	11%	27
MINUTECLINIC DIAGNOSTIC OF TN, PC 374		23	4	15%	27
ACCESS HEALTH CARE PHYSICIANS LLC		10	17	63%	27
PEDIATRICS IN BREVARD-COCOA BEACH		22	5	19%	27
MINIMALLY INVASIVE VASCULAR INC		25	2	7%	27
DIXIE COUNTY HEALTH DEPARTMENT		18	9	33%	27
MINUTECLINIC DIAGNOSTIC OF PENNSYLVANI		25	1	4%	26
TREEHOUSE PEDIATRICS & FAMILY CARE		26			26
NEWYORK-PRESBYTERIAN/ LAWRENCE HOSPITAL LABORATORY		23	3	12%	26
PALMETTO PEDIATRICS			26	100%	26
MAGNOLIA PEDIATRICS		4	22	85%	26
LAKES DIALYSIS CENTER INC			26	100%	26
EAST HILL MEDICAL GROUP		17	9	35%	26
RJ LEE GROUP	1	23	2	8%	26
ABL MEDICAL CARE LLC			26	100%	26
FORT SANDERS REGIONAL LABORATORY		26			26
LOT HEALTH SERVICES☐	1	25			26
SUMMIT MEDICAL GROUP - 75 E NORTHFIELD		22	4	15%	26
PALM BEACH COUNTY FIRE RESCUE		24	2	8%	26
MEDEXPRESS URGENT CARE - BLOOMINGTON		22	4	15%	26
ADVENT HEALTH PARTIN SETTLEMENT HEALTH PARK		18	8	31%	26
MONCRIEF ARMY HEALTH CLINIC			26	100%	26
NEW YORK METHODIST HOSPITAL		22	4	15%	26
SUMMERGATE PHARMACY		24	2	8%	26
MD BEAUTY LABS, PA		24	2	8%	26
DELRAY BEACH FACIAL PLASTIC SURGERY		26			26
ARCPPOINT LABS OF FORT LAUDERDALE		25	1	4%	26
CVA MINUTE CLINIC DIAGNOSTIC OF VIRGINIA, LLC		25	1	4%	26
OAKTREE HEALTHCARE			26	100%	26
EXPRESS FAMILY CARE LLC		11	15	58%	26
WELLMED AT PLANT CITY		12	14	54%	26
WESTPAC LABS INC	1	14	11	42%	26
OPTIMAL CARE PEDIATRICS		7	19	73%	26
COASTAL COMPLETE CARE		12	14	54%	26
COMMUNITY HEALTH OF SOUTH FLORIDA			26	100%	26

COVID-19: testing by laboratory

Data through Apr 22, 2021 verified as of Apr 23, 2021 at 09:25 AM

Data in this report are provisional and subject to change.

The numbers in the table below represent the number of Florida and non-Florida residents for whom test results were received by the Department of Health. A person can be tested by more than one laboratory and can have both positive and negative results. **Therefore, the sum of the numbers in each column will be larger than the total number of people tested.**

Reporting lab	Inconclusive	Negative	Positive	Percent positive	Total
DARDEN WELLNESS CENTER		23	3	12%	26
PIEDMONT HOSPITAL CLINICAL LABORATORY		24	2	8%	26
THE MINIER URGENT CARE		20	6	23%	26
THE CLUB AT BOYNTON BEACH, LLC		24	2	8%	26
PULMONARY SPECIALISTS OF THE PALM BEACHES		16	10	38%	26
WAKULLA COUNTY HEALTH DEPARTMENT		12	14	54%	26
CVS NC7047POCT DURHAM		26			26
HALIFAX HEALTH URGENT CARE		4	21	84%	25
TOTAL ACCESS URGENT CARE		1	24	96%	25
THE WATERMARK AT VISTAWILLA		25			25
COASTAL SKIN SURGERY AND DERMATOLOGY		18	7	28%	25
PHYSICIANS STAT		3	22	88%	25
SUNQUEST		3	22	88%	25
MINUTE CLINIC DIAGNOSTIC OF TEXAS, LLC		22	3	12%	25
UNIV OF NORTH ALABAMA HEALTH CENTER		22	3	12%	25
HENDRY REGIONAL CORPORATE HEALTH			25	100%	25
CENTRAL FLORIDA PEDIATRIC URGENT CARE LLC		21	4	16%	25
West Gate Village, LLC		25			25
WESTPAC LABS		1	24	96%	25
ENCOMPASS HOME HEALTH OF THE SOUTHEAST LLC		23	2	8%	25
JUPITER MEDICAL CENTER		1	24	96%	25
ADIRONDACK MEDICAL CENTER		25			25
FEDERAL PRISON CAMP PENSACOLA			25	100%	25
MINUTECLINIC DIAGNOSTIC OF TN PC #6363		20	5	20%	25
GREEN GABLES ASSISTED LIVING FACILITY		25			25
MADWAR		19	6	24%	25
ADEPT INPATIENT MEDICAL SERVICES PC		25			25
WALGREENS_PEMBROKE PINES		20	5	20%	25
MINUTECLINIC DIAGNOSTIC OF TN PC #378		22	3	12%	25
MINUTECLINIC DIAGNOSTIC OF TN PC #320		17	8	32%	25
ASURANCE SCIENTIFIC LABORATORIES		24	1	4%	25
SOUTH FLORIDA DIALYSIS CENTER		8	17	68%	25
TREASURE COAST URGENT CARE			25	100%	25
ADVENT HEALTH EXPRESS		9	16	64%	25
MINUTECLINIC DIAGNOSTIC OF NORTH		22	3	12%	25
ST. CLOUD HOSPITAL		20	5	20%	25
ADVENT HEALTH - LAKE MARY PEDIATRICS		16	9	36%	25
BETHESDA HEALTH PHYSICIAN GROUP INC			24	100%	24
VA MEDICAL CENTER			24	100%	24
CSH LAKE ORIENTA LP		24			24
PALMS MEDICAL GROUP - LAKE CITY WEST		3	21	88%	24
BAYFRONT HMA CONVENIENT CARE, LLC		2	22	92%	24
COURTYARDS OF ORLANDO		24			24
A PLUS FAMILY URGENT CARE			24	100%	24
PACIFICA SENIOR LIVING FORT MYERS		15	9	38%	24
DALE MEDICAL CENTER		19	5	21%	24
TARPON BAYOU CENTER			24	100%	24

COVID-19: testing by laboratory

Data through Apr 22, 2021 verified as of Apr 23, 2021 at 09:25 AM

Data in this report are provisional and subject to change.

The numbers in the table below represent the number of Florida and non-Florida residents for whom test results were received by the Department of Health. A person can be tested by more than one laboratory and can have both positive and negative results. **Therefore, the sum of the numbers in each column will be larger than the total number of people tested.**

Reporting lab	Inconclusive	Negative	Positive	Percent positive	Total
LABORATORY DYNAMICS		20	4	17%	24
MADISON COUNTY MEMORIAL HOSP		12	12	50%	24
SOUTH NASSAU COMMUNITIES HOSPITAL		20	4	17%	24
LIFELINK TISSUE BANK D/B/A LIFELINK TISSUE BANK		20	4	17%	24
DOCTORS MEDICAL CENTER OF WALTON COUNTY CLINIC			24	100%	24
ATRIA AT ST JOSEPHS		24			24
BOZEMAN HEALTH DEACONESS HOSPITAL		18	6	25%	24
SENIOR HEALTH OF WINTER PARK DUNDEE		24			24
SENIOR LIVING IV SUN CITY LLC		17	7	29%	24
PHYSICIANS PRIMARY CARE OF SW FLORIDA PL		24			24
MORTON PLANT NORTH BAY HOSPITAL			24	100%	24
LAKE NONA MEDICAL SERVICES		16	8	33%	24
HEALTH MED CENTERS		24			24
CVS NC7588POCT ASHEVILLE		21	3	13%	24
ST ELIZABETH MEDICAL CENTER LABORATORY		21	3	13%	24
VILLAGES REHABILITATION AND NURSING CENTER		24			24
NOVANT HEALTH		18	6	25%	24
UAH STUDENT HEALTH CENTER		17	7	29%	24
ST VINCENT'S EAST		22	2	8%	24
ALAN SERURE MD		24			24
URGENT CARE USA			24	100%	24
WESTMINSTER WOODS ON JULINGTON CREEK		22	2	8%	24
JUST FOR KIDS PEDIATRICS		5	19	79%	24
THE CHAPPEL GROUP RESEARCH		24			24
TIMBERLANE LODGE ALF	1	16	7	29%	24
MID FLORIDA PATHOLOGY LLC		23	1	4%	24
FINLAY C. LABORATORY		4	20	83%	24
HENNEPIN COUNTY MEDICAL CENTER (HCMC)		13	11	46%	24
EDWARD S BENNETT MD PLLC		24			24
PASSPORT HEALTH OF TAMPA BAY		21	3	13%	24
HERITAGE OAKS ASSISTED LIVING & MEMORY CARE		20	4	17%	24
INNOVATIVE RESEARCH OF WEST FLORIDA		21	3	13%	24
SARASOTA MEMORIAL NURSING & REHABILITATION CTR		24			24
MED PLUS FLORENCE		20	4	17%	24
CL BRUMBACK PRIMARY CARE CLINIC LANTANA		2	22	92%	24
STATE LAB		2	22	92%	24
PRIME CARE ONE LLC/HARBORCHASE OF VENICE			24	100%	24
FLORIDA MEDICAL CLINIC - NEW TAMPA		19	5	21%	24
ROWLETT MIDDLE ACADEMY		22	2	8%	24
AVENTIS BIO-SERVICES CTL		24			24
South Heritage Health and Rehab		24			24
RAINBOW PEDIATRIC CENTER		2	22	92%	24
WELLNOW URGENT CARE		23	1	4%	24
UNIVERSITY HILLS HEALTH AND REHABILITATION CENTER		18	5	22%	23
MAITLAND PRIMARY CARE		9	14	61%	23
ROSS MEDICAL GROUP			23	100%	23
UF HEALTH NORTH JACKSONVILLE			23	100%	23

COVID-19: testing by laboratory

Data through Apr 22, 2021 verified as of Apr 23, 2021 at 09:25 AM

Data in this report are provisional and subject to change.

The numbers in the table below represent the number of Florida and non-Florida residents for whom test results were received by the Department of Health. A person can be tested by more than one laboratory and can have both positive and negative results. **Therefore, the sum of the numbers in each column will be larger than the total number of people tested.**

Reporting lab	Inconclusive	Negative	Positive	Percent positive	Total
PRIMECARE AT PORT ORANGE		4	19	83%	23
STEWART MEDICAL GROUP INC			23	100%	23
GLEN COVE HOSPITAL		23			23
FLORENCE J HUNT STUDENT WELLNESS CENTER - HEALTH SERVICES (ABBOTT)		23			23
GRAND VILLA OF DELRAY EAST		23			23
CHARLOTTE CHD PORT CHARLOTTE		19	4	17%	23
ISLAND COAST PEDIATRICS PA		22	1	4%	23
ESOTERIX GENETIC LABORATORIES		17	6	26%	23
CORE LABORATORY		1	22	96%	23
CVS NV3210POCT LAS VEGAS		20	3	13%	23
LPG PRIMARY CARE AT MATTHEW DRIVE		20	3	13%	23
COASTAL FAMILY PRACTICE		15	8	35%	23
WOODHOUSE INC		17	6	26%	23
WUESTHOFF MEDICAL CENTER-MELBOURNE			23	100%	23
NEW JERSEY		22	1	4%	23
FLUSHING HOSPITAL MEDICAL CENTER		19	4	17%	23
EGL GENETIC DIAGNOSTICS		1	22	96%	23
ADVANCED URGENT CARE CENTER		7	16	70%	23
MARQUES PEDIATRICS			23	100%	23
NORTHWEST FLORIDA COMMUNITY HOSPITAL 3RD FLOOR		21	2	9%	23
GILCHRIST COUNTY JAIL		21	2	9%	23
CARESPOT		2	21	91%	23
CHIPOLA QUICK CARE		17	6	26%	23
LAKEVIEW HEALTH CARE SYSTEMS		9	14	61%	23
REGENEXX TAMPA BAY		20	3	13%	23
LPG PRIMARY CARE AT COLONIAL CENTER DRIVE		21	2	9%	23
TREEHOUSE PEDIATRICS		19	4	17%	23
WALGREENS_COCONUT CREEK		17	6	26%	23
COMMONWEALTH OF MASSACHUSETTS			23	100%	23
SONATA BOYNTON BEACH		21	2	9%	23
OMEGA LABORATORIES		19	4	17%	23
NOBLE SENIOR LIVING		3	20	87%	23
GRAND VILLA OF MELBOURNE		21	2	9%	23
BAYFRONT FAMILY HEALTH CENTER		3	20	87%	23
UNDERGROUND FREE CLINIC		22	1	4%	23
WELLMED AT LAKE COPELAND		17	6	26%	23
ADVANCED HEALTHCARE ASSOCIATES		20	2	9%	22
PULSE MEDICAL GROUP INC			22	100%	22
SOLE HEALTH LLC		22			22
ERIC C MARSHAL MD, PC DBA MINUTECLINIC		21	1	5%	22
EMORY CRAWFORD LONG HOSPITAL LABORATOR		19	3	14%	22
FLORIDA PEDIATRICS		6	16	73%	22
ROCKLEDEGE REGIONAL MEDICAL CENTER		17	5	23%	22
PALM BEACH GARDENS MEDICAL CENTER			22	100%	22
Wesley Place on Honeysuckle		20	2	9%	22
SEAGRASS VILLAGE			22	100%	22
KELLY'S ASSISTED LIVING FACILITY		22			22

COVID-19: testing by laboratory

Data through Apr 22, 2021 verified as of Apr 23, 2021 at 09:25 AM

Data in this report are provisional and subject to change.

The numbers in the table below represent the number of Florida and non-Florida residents for whom test results were received by the Department of Health. A person can be tested by more than one laboratory and can have both positive and negative results. **Therefore, the sum of the numbers in each column will be larger than the total number of people tested.**

Reporting lab	Inconclusive	Negative	Positive	Percent positive	Total
BROOKDALE WEST BOYNTON BEACH		22			22
FLORIDA HOSPITAL LABS		12	10	45%	22
GLEN OAKS URGENT CARE		20	2	9%	22
BAPTIST PEDIATRICS		18	4	18%	22
CVS NC4165POCT BREVARD		14	8	36%	22
MINUTECLINIC DIAGNOSTIC OF NORTH CAROLINA PC		19	3	14%	22
TRINITY MEDICAL ASSOCIATES LLC			22	100%	22
SOUTH CAROLINA DEPARTMENT OF HEALTH			22	100%	22
GRACE COMMUNITY PHARMACY		2	20	91%	22
FORT PIERCE FAMILY CARE INC		16	6	27%	22
MARATHON HEALTH FOR LIFE		19	3	14%	22
NEW YORK PRESBYTERIAN - ALLEN HOSPITAL		22			22
TEN HEALTHCARE		6	16	73%	22
PRIMARY CARE SPECIALISTS OF ORLANDO LLC		17	5	23%	22
BASSETTI & ASSOCIATES, MD, PA			22	100%	22
DIACARTA INC.		22			22
MINUTECLINIC MINUTECLINIC #8746		21	1	5%	22
ELAN SPANISH SPRINGS		4	18	82%	22
OHIO CVS STORES, LLC DBA		19	3	14%	22
ST VINCENT'S URGENT CARE		19	3	14%	22
SEBRING PEDIATRICS LLC			22	100%	22
YUSRA MEDICAL ASSOCIATES PA		16	6	27%	22
ORANGE REGIONAL MEDICAL CENTER LABORATORY		17	5	23%	22
MORRIS PARK URGENT CARE		19	3	14%	22
MEDI STATION			22	100%	22
FAMILY AND AFTER HOURS CARE		22			22
MOBILE DIVISION LABORATORY		7	15	68%	22
GRADY HEALTH SYSTEM		22			22
MINUTECLINIC DIAGNOSTIC PA		19	3	14%	22
OLIVE BRANCH HEALTH AND REHABILITATION CENTER			22	100%	22
MORNINGSIDE MANOR & VILLA ADULT CARE C		22			22
APOLLO SURGERY CENTER		20	2	9%	22
OCEANSIDE URGENT CARE		22			22
EBEIDS MD PEDIATRICS		19	3	14%	22
ESTATES MEDICAL CENTER		12	9	43%	21
CITY OF CLEARWATER EMPLOYEE HEALTH CENTER		10	11	52%	21
ROCKLEDGE FAMILY HEALTH			21	100%	21
DOC PAM PA		20	1	5%	21
LAKEWOOD RANCH MEDICAL CENTER CLINICAL LAB			21	100%	21
LAKE HOWARD HEIGHTS	1	18	2	10%	21
TENNESSEE DEPARTMENT OF HEALTH		15	6	29%	21
USCG AIR STATION CLEARWATER CLINIC		20	1	5%	21
POINT OF CARE CLINICS PRIMARY CARE		20	1	5%	21
WALGREENS #04618		18	3	14%	21
GRACE WELLNESS CENTER		8	13	62%	21
JEFFERSON K-12, A SOMERSET SCHOOL- CLINIC		17	4	19%	21
MINUTE-CLINIC DIAGNOSTIC OF VIRGINIA		17	4	19%	21

COVID-19: testing by laboratory

Data through Apr 22, 2021 verified as of Apr 23, 2021 at 09:25 AM

Data in this report are provisional and subject to change.

The numbers in the table below represent the number of Florida and non-Florida residents for whom test results were received by the Department of Health. A person can be tested by more than one laboratory and can have both positive and negative results. **Therefore, the sum of the numbers in each column will be larger than the total number of people tested.**

Reporting lab	Inconclusive	Negative	Positive	Percent positive	Total
CONNECTDX		6	15	71%	21
CLINICAL PATHOLOGY LABORATORIES SOUTHEAST			21	100%	21
Citymd Of Lacey		18	3	14%	21
COLUMBIA MEMORIAL HOSPITAL		21			21
ARDEN COURTS OF WINTER SPRINGS		18	3	14%	21
ST JUDE CHILDRENS RESEARCH HOSPITAL		21			21
MIAMI BEACH MEDICAL GROUP			21	100%	21
Z UROLOGY		21			21
GRAND VILLA OF SARASOTA		20	1	5%	21
VISTACARE PHARMACY I		18	3	14%	21
WACO HHSSURGEWACO	1	17	3	14%	21
CVS MINUTE CLINIC DIAGNOSTIC OF TEXAS LLC		17	4	19%	21
PALM BAY FAMILY PRACTICE		4	17	81%	21
UPMC CHAUTAUQUA AT WCA LABORATORY		20	1	5%	21
PEDIATRIC ASSOCIATES PA		17	4	19%	21
PRIMECARE OF DOTHAN-DALEVILLE CLINIC		16	5	24%	21
INTERNATIONAL MEDICAL LABORATORY INC		21			21
OHSU MOLECULAR MICROBIOLOGY LAB		20	1	5%	21
RHODE ISLAND DEPARTMENT OF HEALTH			21	100%	21
MINUTECLINIC DIAGNOSTICS MEDICAL GROUP		20	1	5%	21
HARLEM HOSPITAL CENTER		20	1	5%	21
ORANGE PARK PEDIATRIC ASSOCIATES		10	11	52%	21
MEDEXPRESS URGENT CARE - SEMINOLE SQUA		19	2	10%	21
CARENOW URGENT CARE-BRENTWOOD		15	6	29%	21
NTD EUROFINS ATLANTA		21			21
MINUTECLINIC LLC #4449		19	2	10%	21
GUARDANT HEALTH		15	6	29%	21
NAVAL MEDICAL CENTER SAN DIEGO			21	100%	21
HOPE HEALTHCARE		21			21
CVS HEALTH, #3396		18	2	10%	20
FIRST CHOICE PEDIATRICS WINTER SPRINGS		15	5	25%	20
BAYCARE MEDICAL GROUP INC			20	100%	20
VIERA FAMILY MEDICINE AND WELLNESS		16	4	20%	20
PRIMARY CARE MEDICINE	1	13	6	30%	20
STATEN ISLAND UNIVERSITY HOSPITAL		19	1	5%	20
URGENT TEAM		17	3	15%	20
ADVENT HEALTH - KISSIMMEE		6	14	70%	20
JOINT AMBULATORY CARE CENTER		20			20
REDITUS LABORATORIES			20	100%	20
CARESPOT OF NOCATEE		1	19	95%	20
MEDICAL EXPRESS CORP		18	2	10%	20
CLEVELAND CLINIC FLORIDA		1	19	95%	20
MINUTECLINIC DIAGNOSTIC OF MICHIGAN PC		19	1	5%	20
Floral Health and Rehabilitation, LLC		19	1	5%	20
MCWHORTER SCHOOL OF PHARMACY		20			20
BAPTIST MEDICAL GRP URGENT CARE & OCC HEALTH AIRPO		20			20
DEPT OF VA MEDICAL CENTER - BAY PINES			20	100%	20

COVID-19: testing by laboratory

Data through Apr 22, 2021 verified as of Apr 23, 2021 at 09:25 AM

Data in this report are provisional and subject to change.

The numbers in the table below represent the number of Florida and non-Florida residents for whom test results were received by the Department of Health. A person can be tested by more than one laboratory and can have both positive and negative results. **Therefore, the sum of the numbers in each column will be larger than the total number of people tested.**

Reporting lab	Inconclusive	Negative	Positive	Percent positive	Total
GENTIVA HEALTH SERVICES		18	2	10%	20
THE CANOPY AT HARPER LAKE	1		19	95%	20
ORLANDO FAMILY PHYSICIANS INC		14	6	30%	20
THE VILLAGES HEALTH		12	8	40%	20
CONSOLIDATED LAB SERVICES		10	10	50%	20
KIDSWOOD PEDIATRICS CORP		6	14	70%	20
PONCE PLAZA NURSING & REHAB CENTER		4	16	80%	20
Sovereign Laboratory Services, LLC		17	3	15%	20
ANYTIME LAB, LLC		18	2	10%	20
BROOKDALE MANDARIN CENTRAL		7	13	65%	20
WINTER PARK FAMILY PRACTICE LLC		17	3	15%	20
MINUTECLINIC, LLC #4507		18	2	10%	20
TGH MEDICAL GROUP LABORATORY CARROLLWOOD			20	100%	20
TEXAS DEPARTMENT OF STATE HEALTH SERVICES		3	17	85%	20
PROFESSIONAL PARK PEDIATRICS PA			20	100%	20
SHELBY BAPTIST MEDICAL CENTER		15	5	25%	20
HEALTHY MINORS, LLC.		20			20
HELIX DIAGNOSTICS			20	100%	20
BAY PEDIATRICS PA		18	2	10%	20
BROWNE MEDICAL		18	2	10%	20
BEST MEDICAL CENTER		11	9	45%	20
GOOD SAMARITAN SOCIETY OF DAYTONA		16	4	20%	20
LAKE WORTH MANOR		19	1	5%	20
WINSHIPS PHARMACY INC		20			20
AEGIS MEDICAL GROUP, LLC		20			20
ODYSSEY HEALTHCARE OF MARION COUNTY, LLC		19	1	5%	20
ANYLABTESTNOW		6	13	68%	19
UNIVERSITY COMMUNITY HOSPITAL		17	2	11%	19
PATIENTS CHOICE LAB OF IND, LLC		16	3	16%	19
MD PLUS URGENT CARE, LLC			19	100%	19
AURORA UNIVERSITY WELLNESS CENTER		19			19
WALGREENS #04569		18	1	5%	19
ST. JUDES LABORATORIES		13	6	32%	19
MED HEALTH SERVICES		18	1	5%	19
FLORIDA COMMUNITY HEALTH CENTER OF ST. LUCIE		1	18	95%	19
CORNER OAK ESTATE LLC		19			19
REGENCY SQUARE MALL - SEARS		3	16	84%	19
BARTON FAMILY PRACTICE		8	11	58%	19
PEPIN ACADEMIES-PASCO		19			19
FAMILY CARE CYPRESS CREEK		1	18	95%	19
ST ANTHONY'S HOSP PATIENT CARE SERVICE			19	100%	19
MINUTECLINIC, LLC #1586		14	5	26%	19
INTEGRATED REGIONAL LABORATORIES - LARGO			19	100%	19
VALLEY IMMEDIATE CARE		16	3	16%	19
LOVING CARE OF THE TREASURE COAST LLC	1	13	5	26%	19
EMERALD COAST HOSPICE - CRESTVIEW		19			19
FORT WALTON BEACH DEVELOPMENTAL CENTER		18	1	5%	19

COVID-19: testing by laboratory

Data through Apr 22, 2021 verified as of Apr 23, 2021 at 09:25 AM

Data in this report are provisional and subject to change.

The numbers in the table below represent the number of Florida and non-Florida residents for whom test results were received by the Department of Health. A person can be tested by more than one laboratory and can have both positive and negative results. **Therefore, the sum of the numbers in each column will be larger than the total number of people tested.**

Reporting lab	Inconclusive	Negative	Positive	Percent positive	Total
LAB INTERMARKET FACILITY LAB		1	18	95%	19
GOOD SAMARITAN MEDICAL CENTER			19	100%	19
NO NAME		8	11	58%	19
MINUTE CLINIC		1	18	95%	19
SARNO FAMILY PRACTICE		6	13	68%	19
ADVENTIST HEALTH SYSTEM		16	3	16%	19
ALL PEDIATRIC CARE			19	100%	19
FLORIDA HOSPITAL WINTER GARDEN		15	4	21%	19
AUBURN COMMUNITY HOSPITAL		17	2	11%	19
SEVEN RIVERS REGIONAL MEDICAL CENTER		5	14	74%	19
GUIDEWELL EMERGENCY MEDICINE DOCTORS LLC #33		12	7	37%	19
CARESPOT EXPRESS HEALTHCARE			19	100%	19
NANO HEALTH ASSOCIATES LLC		19			19
INTEGRATED FAMILY MEDICAL CENTER			19	100%	19
MARQUESA MEDICAL		16	3	16%	19
BAPTIST MEMORIAL HEALTH CARE		17	2	11%	19
ELTINGVILLE CIRCLE URGENT CARE		18	1	5%	19
ROYAL PALM MEDICAL GROUP, INC		19			19
MICHELLE S PAGE MD PA		18	1	5%	19
MINUTECLINIC DIAGNOSTIC OF TEXAS LLC		17	2	11%	19
MINUTE CLINIC DIAGNOSTIC OF TN PC #64		18	1	5%	19
49D2045214PHYSICIAN OFFICE WAIVER MEDEXPRESS URGENT CARE - HARRISONBU		10	9	47%	19
FOX FAMILY PRACTICE		19			19
OCEAN REEF MEDICAL CENTER, LLC			19	100%	19
STAT MEDICAL CLINIC III INC		13	6	32%	19
CAREHERE- LCS LEESBURG			19	100%	19
STONE WASH CLINICAL LABORATORIES		2	17	89%	19
BIOREFERENCE LABORATORIES		7	12	63%	19
J AND J VISTAKON EMPLOYEE HEALTH CENTER		18	1	5%	19
MONROE COUNTY DETENTION CENTER			19	100%	19
ST CATHERINE OF SIENA HOSPITAL		17	2	11%	19
BAYVIEW MEDICAL		19			19
MINUTECLINIC DIAGNOSTIC OF TN PC #566		15	4	21%	19
MAIMONIDES MEDICAL CENTER		16	3	16%	19
BRIDGEWAY HEALTH CLINICS INC			19	100%	19
COMMUNITY HOME HEALTH CARE		19			19
GAMMA DIAGNOSTIC LAB LLC			19	100%	19
ASHRAF MEDICAL GROUP PLLC DBA PULSE M		18	1	5%	19
CARE POINT HEALTH & WELLNESS CENTER		19			19
JACKSON NORTH MEDICAL CENTER		2	17	89%	19
CLERMONT ADVENTHEALTH CENTRA CARE		1	18	95%	19
MEDEXPRESS URGENT CARE, MOON TOWNSHIP		17	1	6%	18
BRONSON FIRE DEPARTMENT		18			18
BAY COUNTY HEALTH DEPARTMENT		14	4	22%	18
CRANES VIEW LODGE			18	100%	18
GENERAL INTERNAL MEDICINE MEDICAL CTR CLINIC		13	5	28%	18
COLLEGE POINT URGENT CARE		15	3	17%	18

COVID-19: testing by laboratory

Data through Apr 22, 2021 verified as of Apr 23, 2021 at 09:25 AM

Data in this report are provisional and subject to change.

The numbers in the table below represent the number of Florida and non-Florida residents for whom test results were received by the Department of Health. A person can be tested by more than one laboratory and can have both positive and negative results. **Therefore, the sum of the numbers in each column will be larger than the total number of people tested.**

Reporting lab	Inconclusive	Negative	Positive	Percent positive	Total
URGENT CARE & FAMILY PRACTICE CENTER			18	100%	18
MINUTECLINIC #8699		14	4	22%	18
CITY OF LAKE MARY EMPLOYEE HEALTH CENTER		16	2	11%	18
AVALON FAMILY RESORT ASSISTED LIVING LLC		18			18
CLINIC OF PEDIATRICS & GI MEDICINE INC		1	17	94%	18
MEDLAB INC		18			18
ROBERT WOOD JOHNSON UNIVERSITY HOSP		16	2	11%	18
MC DIAGNOSTIC OF CONNECTICUT, PC #1960		18			18
OSCEOLA ALF OPERATOR, LLC DBA□		18			18
URGENT CARE AT LONGWOOD			18	100%	18
BROOKDALE ST AUGUSTINE		1	17	94%	18
MINUTECLINIC DIAGNOSTIC OF RHODE ISLAND, LLC #590		17	1	6%	18
MC DIAGNOSTIC OF CONNECTICUT, PC #775		17	1	6%	18
ABC PEDIATRICS OF PORT ST LUCIE		16	2	11%	18
TENDER CARE ALF		18			18
TPCA CLINICAL LABORATORIES		15	3	17%	18
MOORINGS PARK OAKSTONE AT GREY OAKS		17	1	6%	18
ADVENTHEALTH MEDICAL GROUP PEDIATRIC & ADOLESCENT		17	1	6%	18
MEDEXPRESS URGENT CARE - TIMBERLAKE		16	2	11%	18
WALGREEN EASTERN CO, INC		18			18
ADVENTHEALTH MEDICAL GROUP PEDIATRICS AT		4	14	78%	18
ADVENT HEALTH - WINTER HAVEN		8	10	56%	18
FORT HAMILTON URGENT CARE		18			18
CABOT RESERVE ON THE GREEN		18			18
HARTFORD HOSPITAL ANCILLARY LAB		17	1	6%	18
IONA COLLEGE HEALTH & WELLNESS CENTER		18			18
XPRESS WELLNESS URGENT CARE			18	100%	18
PREMIUM HEALTH CARE			18	100%	18
ASCENSION ST VINCENT'S PRIMARY CARE		1	17	94%	18
INTERMOUNTAIN CENTRAL LAB		1	17	94%	18
PPD - IXLAYER		17	1	6%	18
MARION COUNTY HEALTH DEPARTMENT		17	1	6%	18
CLEVELAND CLINIC			18	100%	18
CVS MINUTE CLINIC DIAGNOSTIC OF TN #6044		16	2	11%	18
MINUTECLINIC INCORPORATE, LLC		15	3	17%	18
PRATTVILLE BAPTIST HOSPITAL		14	4	22%	18
AURORA DIAGNOSTICS		6	12	67%	18
MI CASA DORADA ASSISTED LIVING FACILIT		18			18
ADVENTHEALTH MEDICAL GROUP		12	6	33%	18
CITY OF SANFORD EMPLOYEE HEALTH AND		17	1	6%	18
107TH PLACE GROUP HOME		18			18
CVS MINUTE CLINIC DIAGNOSTIC OF WISCONSIN		18			18
BERGEN NEW BRIDGE M		16	2	11%	18
UM MILLER SCHOOL OF MEDICINE			18	100%	18
DAVID LAWRENCE CENTER INC		16	2	11%	18
MADISON CORE LABORATORIES		17	1	6%	18
SANTA ROSA COUNTY JAIL - WELLPATH			18	100%	18

COVID-19: testing by laboratory

Data through Apr 22, 2021 verified as of Apr 23, 2021 at 09:25 AM

Data in this report are provisional and subject to change.

The numbers in the table below represent the number of Florida and non-Florida residents for whom test results were received by the Department of Health. A person can be tested by more than one laboratory and can have both positive and negative results. **Therefore, the sum of the numbers in each column will be larger than the total number of people tested.**

Reporting lab	Inconclusive	Negative	Positive	Percent positive	Total
EAR NOSE & THROAT ASSOCIATES OF MANATEE PA		17			17
CVS MINUTE CLINIC DIAGNOSTIC OF TEXAS, LLC		13	4	24%	17
COMPREHENSIVE CHILDCARE ASSOCIATES		9	8	47%	17
DR PHILLIPS MEDICAL WELLNESS CENTER		13	4	24%	17
MINUTECLINIC DIAGNOSTIC OF TN PC #6415		13	4	24%	17
URGENT CARE WEST CLINIC		14	3	18%	17
FRUITVILLE URGENT CARE			17	100%	17
MONTEFIORE ST LUKE'S CORNWALL HOSPITAL		13	4	24%	17
MEDEXPRESS URGENT CARE - ROBINSON TWP, STEUBENVILLE PIKE		15	2	12%	17
MINUTECLINIC, LLC, #4160		13	4	24%	17
BLOUNT MEMORIAL HOSPITAL		14	3	18%	17
RESOLVE MOLECULAR DIAGNOSTICS		13	4	24%	17
FAST PACE MEDICAL CLINIC PLLC		15	2	12%	17
WELLMED AT BRANDON REGIONAL		10	7	41%	17
YORKVILLE PEDIATRIC URGENT CARE		17			17
UNIVERSITY LAB			17	100%	17
WELLINGTON FAMILY PRACTICE		13	4	24%	17
PRIMARY CARE WALK IN CLINIC PLLC			17	100%	17
COAST MED URGENT CARE		16	1	6%	17
UC HEALTH UNIVERSITY HOSPITAL		14	3	18%	17
BAY BREEZE HEALTH AND REHABILITATION CENTER		9	8	47%	17
ESTATES MEDICAL CENTER INC		4	13	76%	17
SOMA MEDICAL CENTER, PA #4 FLORIDA MANGO		1	16	94%	17
ST JOSEPH HOSPITAL		16	1	6%	17
MASSACHUSETTS GENERAL HOSPITAL		1	16	94%	17
MIRIMUS INC		1	16	94%	17
URGENT CARE OF NEW YORK		16	1	6%	17
SOMA MEDICAL CENTER PA			17	100%	17
CALLAWAY CLINIC		12	5	29%	17
UVMCM MICROBIOLOGY		16	1	6%	17
CARE NOW, INC		13	4	24%	17
MARCO DRUGS AND COMPOUNDING		13	4	24%	17
KIDS CARE PEDIATRICS PA			17	100%	17
BROOKDALE CROWN POINT			17	100%	17
HEALTHCARE NOW			17	100%	17
MINUTECLINIC DIAGNOSTIC OF SC, LLC #2		13	4	24%	17
GENETIC TECHNOLOGICAL INNOVATIONS			17	100%	17
LAKELAND HILLS CENTER		10	7	41%	17
NONA PEDIATRIC CENTER		11	6	35%	17
UNIVERSITY OF ALABAMA - FUNGAL REFERENCE LABORATORY		12	5	29%	17
ALBIBI		1	16	94%	17
DIEGO FALLON MD PA		6	11	65%	17
PARRISH HEALTH CENTER		14	3	18%	17
LYNN KEEFE, MD PEDIATRICS		14	3	18%	17
INN AT LAKE SEMINOLE SQUARE, THE		17			17
MEDEXPRESS URGENT CARE- MARYLAND		14	3	18%	17
STARLING AT NOCATEE			17	100%	17

COVID-19: testing by laboratory

Data through Apr 22, 2021 verified as of Apr 23, 2021 at 09:25 AM

Data in this report are provisional and subject to change.

The numbers in the table below represent the number of Florida and non-Florida residents for whom test results were received by the Department of Health. A person can be tested by more than one laboratory and can have both positive and negative results. **Therefore, the sum of the numbers in each column will be larger than the total number of people tested.**

Reporting lab	Inconclusive	Negative	Positive	Percent positive	Total
KIMBERLY J HENDERSON MD PC		16	1	6%	17
SUFFRIDGE DRIVE GROUP HOME		16			16
ST AUGUSTINE PLANTATION		1	15	94%	16
BVL PEDIATRICS		14	2	13%	16
ALL FLORIDA FAMILY & SPORTS MEDICINE		15	1	6%	16
OKEECHOBEE HEALTHCARE FACILITY			16	100%	16
URGENT CARE CLINIC OF LINCOLN		14	2	13%	16
HUDSON VALLEY HOSPITAL CENTER LABORATORY		15	1	6%	16
TINA'S ASSISTED LIVING FACILITY CORP		16			16
HODGES CLUSTER		2	14	88%	16
PRESBYTERIAN MEDICAL SERVICES		16			16
NORTHEAST GEORGIA MEDICAL CENTER		16			16
NORTHWEST FLORIDA SLEEP		1	15	94%	16
LAKEVIEW HEALTH SYSTEMS			16	100%	16
GOOD SAMARITAN SOCIETY		16			16
JS HEALTHCARE INC		16			16
PANAMA CITY VITAS HOSPICE		16			16
SARASOTA MEDICAL CENTER		6	10	63%	16
FAST TRACK URGENT CARE CENTER - TYRONE			16	100%	16
NORTHERN WESTCHESTER HOSPITAL LABORATORY		14	2	13%	16
BONIFAY NURSING AND REHABILITATION CENTER			16	100%	16
COMMUNITY HEALTH OF SOUTH FLORIDA INC			16	100%	16
CVS NC2357POCT HUNTERSVILLE		14	2	13%	16
MINNEOLA PLACE A HOMEBRIDGE COMMUNITY		16			16
TMH FSU RAPID LABORATORY		2	14	88%	16
MEDEXPRESS URGENT CARE LEWISBURG		15	1	6%	16
UNIVERSITY OF MIAMI MILLER SCHOOL			16	100%	16
RIVERSIDE MEDICAL GROUP		15	1	6%	16
NORTHWEST FLORIDA ENT, PA		5	11	69%	16
DAVITA DIALYSIS		4	12	75%	16
HAWTHORNE INN OF LAKELAND		16			16
ADVENT HEALTH - ZEPHYRHILLS			16	100%	16
RICH STREET GROUP HOME		9	7	44%	16
GENOTOX LABORATORIES		13	3	19%	16
MILLENNIUM PHYSICIAN GRP LLC NAPLES PINE RIDGE			16	100%	16
MORTON PLANT MEASE			16	100%	16
NOVANT HEALTH GOHEALTH URGENT CARE-HARRISBURG		8	8	50%	16
Lab MSMC Hialeah			16	100%	16
PROMEDICA LABORATORIES		11	5	31%	16
KETAMINE HEALTH CENTERS AT BONITA SPRINGS, LLC		16			16
INTERNAL MEDICINE LIPID AND WELNNESS PRACTICE		6	10	63%	16
WELLSTAR NORTH FULTON HOSPITAL LABORAT		15	1	6%	16
MINUTECLINIC, LLC, DBA MINUTECLINIC #6		14	2	13%	16
SONORA QUEST LABORATORIES			16	100%	16
UNAVAILABLE/UNKNOWN/NO INFORMATION FOUND			16	100%	16
SRMC AVALON		9	7	44%	16
XERA MED RESEARCH			16	100%	16

COVID-19: testing by laboratory

Data through Apr 22, 2021 verified as of Apr 23, 2021 at 09:25 AM

Data in this report are provisional and subject to change.

The numbers in the table below represent the number of Florida and non-Florida residents for whom test results were received by the Department of Health. A person can be tested by more than one laboratory and can have both positive and negative results. **Therefore, the sum of the numbers in each column will be larger than the total number of people tested.**

Reporting lab	Inconclusive	Negative	Positive	Percent positive	Total
MEDICINE AT LONGWOOD		16			16
INTERNAL MEDICINE ASSOCIATES & SPECIALTIES INC		15	1	6%	16
MINUTE CLINIC DIAGNOSTIC OF SOUTH CAROLINA		12	4	25%	16
CRUCIAL CARE		10	6	38%	16
JOSEPH MIGNOGNA		13	3	19%	16
GRAND VILLA OF PALM COAST		16			16
PRO HEALTH FAMILY PHYSICIANS, NYSTROM		16			16
CVS PHARMACY		1	15	94%	16
FLORIDA MEDICAL ASSOCIATES LLC		9	7	44%	16
INDIANA STATE DEPARTMENT OF HEALTH		1	15	94%	16
LONG ISLAND JEWISH VALLEY STREAM		14	1	7%	15
BRYAN WHITFIELD MEMORIAL HOSPITAL		10	5	33%	15
CVS MINUTE CLINIC DIAGNOSTIC PA		11	4	27%	15
DELIVER MY MEDS CORP		15			15
INFEXIONSHIELD INC.		15			15
BESSENT ROAD GROUP HOME		15			15
NOVALIFE MEDSPA			15	100%	15
WALGREENS #07936		14	1	7%	15
TELEVISIT MALABAR PEDIATRICS		5	10	67%	15
FAMILY CARE			15	100%	15
Grace Rehabilitation of Vero Beach		15			15
CVS MINUTE CLINIC DIAGNOSTIC OF VIRGINIA		15			15
HEALTH MED HOME CARE, LLC		15			15
ST MARYS MEDICAL CENTER			15	100%	15
CVS NY491POCT JACKSON HEIGHTS		15			15
VERO DIAGNOSTICS		14	1	7%	15
SKIN WELLNESS PHYSICIANS LLC		15			15
CVS TX8321POCT MCKINNEY		15			15
MEADOWCREST MOLECULAR DIAGNOSTICS, LLC			15	100%	15
MEDLAB ASSOCIATES LLC		15			15
ORLANDO HEALTH		2	13	87%	15
PROHEALTH CARE ASSOCIATES MOBILE		12	3	20%	15
MINUTECLINIC DIAGNOSTIC OF VIRGINIA, LLC #1416		14	1	7%	15
MIAMI BEACH MEDICAL GROUP LLC			15	100%	15
HOLLEY-NAVARRE MEDICAL CLINIC		5	10	67%	15
DIATHERIX		13	2	13%	15
BROOKLYN HOSPITAL CENTER DOWNTOWN CAMPUS		15			15
HAVEN HOSPICE IN CHIEFLAND		9	6	40%	15
MILTON 4707		15			15
PREMIER LABORATORY SERVICES, LLC		5	10	67%	15
SURGERY CENTER OF CORAL GABLES LLC,THE		11	4	27%	15
UNIVERSITY HOSPITAL UC HEALTH		11	4	27%	15
LILY'S PROMISE AL#12775		15			15
GNT ASSOCIATES		14	1	7%	15
LAKE NONA MEDICAL SERVICE LLC		13	2	13%	15
PATHLINE			15	100%	15
GADSDEN REGIONAL MEDICAL CENTER		15			15

COVID-19: testing by laboratory

Data through Apr 22, 2021 verified as of Apr 23, 2021 at 09:25 AM

Data in this report are provisional and subject to change.

The numbers in the table below represent the number of Florida and non-Florida residents for whom test results were received by the Department of Health. A person can be tested by more than one laboratory and can have both positive and negative results. **Therefore, the sum of the numbers in each column will be larger than the total number of people tested.**

Reporting lab	Inconclusive	Negative	Positive	Percent positive	Total
OPTIONS FOR SENIORS INC DBA PALM KREST MANOR		12	3	20%	15
SELECT PHYSICIANS ALLIANCE PL		15			15
BAPTIST MEDICAL CENTER EAST		11	4	27%	15
MINUTE CLINIC LLC #5733		15			15
CVS MINUTE CLINIC DIAGNOSTIC MED GRP OF CA		15			15
WALK IN URGENT CARE			15	100%	15
FLORIDA DEPARTMENT OF HEALTH IN HILLSBOROUGH COUNTY		1	14	93%	15
GMR EVENT SERVICES LLC DBA CROWDRX		15			15
SINAI HOSPITAL OF BALTIMORE		15			15
HUNTINGTON URGENT CARE		14	1	7%	15
CUSTEAD CARE CENTER HAVEN HOSPICE		12	3	20%	15
Astoria Health and Rehab		15			15
MEDEXPRESS URGENT CARE - LAFAYETTE		14	1	7%	15
CARENOW URGENT CARE-DONELSON		12	3	20%	15
AJU GEORGE MD PA			15	100%	15
NORTHSIDE HOSPITAL DULUTH		12	3	20%	15
CARDIOTHORACIC SURGERY OF HYDE PARK			15	100%	15
FAMILY CARE CENTER OF ARLINGTON		10	5	33%	15
OPIS ISLAND LAKE CENTER		13	2	13%	15
Terrace of Jacksonville			15	100%	15
OAKMONTE VILLAGE OF DAVIE			15	100%	15
EASTLAKE PEDIATRICS - TRINITY		15			15
MELBOURNE FAMILY PRACTICE		12	2	14%	14
QUEENS UNIVERSITY OF CHARLOTTE		14			14
CENTRAL JERSEY URGENT CARE OF EATONTOW		13	1	7%	14
SOUTHEASTERN LABORATORY			14	100%	14
SOMA MEDICAL CENTER, P.A.			14	100%	14
MC DIAGNOSTIC OF CONNECTICUT PC #459		14			14
BAPTIST PRIMARY CARE PONTE VEDRA		8	6	43%	14
DESOTO HEALTH AND REHAB LLC		9	5	36%	14
ST CLOUD MEDICAL GROUP		12	2	14%	14
LEHIGH VALLEY HOSPITAL		3	11	79%	14
MINUTE CLINIC OF KANSAS PA		8	6	43%	14
NIGHT OWL PEDIATRICS URGENT CARE			14	100%	14
ALAN L MELOTEK MD		14			14
BELLEVUE HOSPITAL CENTER DEPARTMENT		14			14
SARASOTA - ROBERT L TAYLOR COMMUNITY CENTER□		1	13	93%	14
HORIZON MEDICAL GROUP		12	2	14%	14
MC DIAGNOSTIC OF CONNECTICUT, PC # 257		13	1	7%	14
JOHNS HOPKINS MEDICAL LABORATORIES		1	13	93%	14
HEALTHFIRST ADVENT HEALTH CENTRA CARE COCOA BEACH			14	100%	14
TGH URGENT CARE – WESTCHASE			14	100%	14
SIGMUND LABS LLC		14			14
LIFE'S SPECIAL MOMENTS INC		14			14
CVS NC187POCT CHARLOTTE		13	1	7%	14
LAKE CO SCHOOLS EMPLOYEE HEALTH & WELLNESS CENTER	1	10	3	21%	14
TLC FAMILY CARE HOME INC		14			14

COVID-19: testing by laboratory

Data through Apr 22, 2021 verified as of Apr 23, 2021 at 09:25 AM

Data in this report are provisional and subject to change.

The numbers in the table below represent the number of Florida and non-Florida residents for whom test results were received by the Department of Health. A person can be tested by more than one laboratory and can have both positive and negative results. **Therefore, the sum of the numbers in each column will be larger than the total number of people tested.**

Reporting lab	Inconclusive	Negative	Positive	Percent positive	Total
MADISON COUNTY HEALTH DEPARTMENT		7	7	50%	14
MONTEFIORE MEDICAL CENTER LABORATORIES - WEILER		10	4	29%	14
PARROTT MEDICAL CLINIC			14	100%	14
CVS TN5639POCT FARRAGUT		11	3	21%	14
WELLMED AT PORT ST LUCIE WEST		10	4	29%	14
POLK CHD BARTOW		13	1	7%	14
MC DIAGNOSTIC OF CONNECTICUT, PC #1966		14			14
PT&J REHAB - VILLAGE OF ROYAL PALM BEACH		12	2	14%	14
PROMUS DIAGNOSTICS, LLC			14	100%	14
MINUTE CLINIC DIAGNOSTIC MED GRP		13	1	7%	14
STEWART MELBOURNE HOSPITAL, INC	1		13	93%	14
LUCID DIAGNOSTICS LABS			14	100%	14
Solaris Healthcare Pensacola			14	100%	14
NORTHWESTERN MEMORIAL HOSPITAL			14	100%	14
NEW YORK PRESBYTERIAN - LOWER MANHATTAN		14			14
RIVERSIDE COTTAGES AT THE SHORES, LLC			14	100%	14
IGENEX INC		14			14
CARENOW URGENT CARE-WEST END		9	5	36%	14
INHEALTH LIFE SCIENCES		6	8	57%	14
The Evangelical Lutheran Good Samaritan Society		14			14
MINUTECLINIC DIAGNOSTIC OF TN, PC 4992		14			14
FG RAPID RESULTS LLC		8	6	43%	14
METHODIST MEDICAL CENTER		11	3	21%	14
DYNAMIC DNA LAB		1	13	93%	14
ACCESS HOME HEALTH OF FLORIDA LLC		14			14
CVS MINUTE CLINIC, LLC		12	2	14%	14
ARNOT OGDEN MEDICAL CENTER LABORATORY		14			14
ALASKA PUBLIC HEALTH LAB		1	13	93%	14
FAMILY PRACTICE ON THE GO		6	8	57%	14
SOUTHEASTERN UNIVERSITY INC		14			14
TALLAHASSEE PRIMARY CARE ASSOCIATES PA		12	2	14%	14
EPIPHANY HEALTH		8	6	43%	14
Hackensack Umc Mountainside		13	1	7%	14
MEDI-DRUG INC		12	2	14%	14
BOCA SIMON		2	12	86%	14
FLORIDA KEYS CONCIERGE MEDICINE, LLC		12	2	14%	14
MINUTECLINIC DIAGNOSTIC OF TN, PC 6438		12	2	14%	14
MIRACLE ALF INC		14			14
FAMILY MEDICINE OF WESTON LLC		6	8	57%	14
ST JOSEPH WOMENS HOSPITAL			14	100%	14
WESTERN NEW YORK IMMEDIATE MEDICAL CAR		13	1	7%	14
MED TECH SERVICES OF PALM BEACH INC		14			14
TAPESTRY TALLAHASSEE WALDEN		13			13
MISSOURI DEPARTMENT OF HEALTH AND SENIOR SERVICES			13	100%	13
ORCHID COVE		3	10	77%	13
MINUTECLINIC DIAGNOSTIC OF OKLAHOMA		11	2	15%	13
MEDEXPRESS URGENT CARE - PANTOPS		12	1	8%	13

COVID-19: testing by laboratory

Data through Apr 22, 2021 verified as of Apr 23, 2021 at 09:25 AM

Data in this report are provisional and subject to change.

The numbers in the table below represent the number of Florida and non-Florida residents for whom test results were received by the Department of Health. A person can be tested by more than one laboratory and can have both positive and negative results. **Therefore, the sum of the numbers in each column will be larger than the total number of people tested.**

Reporting lab	Inconclusive	Negative	Positive	Percent positive	Total
RED MOUNTAIN DIAGNOSTICS		13			13
DEVEREUX FLORIDA CHILDRENS CENTER			13	100%	13
MEDEXPRESS URGENT CARE - CHRISTIANBURG		9	4	31%	13
EAR NOSE AND THROAT ASSOCIATES OF MANATEE, P.A.		10	3	23%	13
AVALON MEDICAL WALK IN CLINIC			13	100%	13
PARKWEST MEDICAL CENTER		11	2	15%	13
MINUTE CLINIC LLC #5706		11	2	15%	13
MORTON PLANT HOSPITAL - ADLER INSTITUTE OF LAB MEDICINE		1	12	92%	13
MINUTECLINIC DIAGNOSTIC OF TN PC #643		10	3	23%	13
ATMORE NURSING CENTER		12	1	8%	13
WORLD WRESTLING ENTERTAINMENT			13	100%	13
MEDLABS DIAGNOSTICS		11	2	15%	13
BAPTIST HEALTH			13	100%	13
CONSULATE HEALTH CARE OF PENSACOLA			13	100%	13
FLORIDA STATE HOSPITAL			13	100%	13
MEDEXPRESS URGENT CARE - BENTON HARBOR		13			13
CORAL LANDING ASSISTED LIVING		11	2	15%	13
MEDEXPRESS URGENT CARE - SALEM		9	4	31%	13
BENNETT PEDIATRICS		13			13
ROCKLEDGE		3	10	77%	13
MINUTE-CLINIC DIAGNOSTIC OF VIRGINIA, LLC		13			13
MOODY MANOR		13			13
CVS MINUTE CLINIC DIAGNOSTIC OF TN #3293		12	1	8%	13
GILBERT MEDICAL GROUP		11	2	15%	13
SUMMIT ATLANTIC SURGERY CENTER		13			13
MAINSTREET FAMILY SELECT		1	12	92%	13
VILLA OF KINGS AND QUEENS OF DELRAY		13			13
VIGILINT HEALTHCARE		11	2	15%	13
CVS CA9715POCT THOUSAND OAKS		13			13
LAKELAND REGIONAL HEALTH GRASSLANDS		12	1	8%	13
LANE PEDIATRICS PA		1	12	92%	13
NATIONAL GENETICS INST LABCORP		4	9	69%	13
Signature Healthcare of Savannah		13			13
BARRANCO CLINIC,THE	3	9	1	8%	13
MINUTECLINIC, LLC #1492		13			13
THE PLAZA AT PARKSQUARE		13			13
MHHS All Lab Subsection		13			13
SOUTHEAST FAMILY HEALTHCARE CENTER			13	100%	13
MINUTECLINIC DIAGNOSTIC OF NORTH CAROLINA, PC		12	1	8%	13
MONTEFIORE NYACK HOSPITAL AFFILIATED LABORATORY		12	1	8%	13
COMPASS URGENT CARE		8	5	38%	13
GULF COAST MEDICAL GROUP		5	8	62%	13
WELLSTAR COBB HOSPITAL		11	2	15%	13
URGENT MEDICAL CENTER INC		5	8	62%	13
MINUTECLINIC LLC (1435)		12	1	8%	13
MINUTECLINIC, LLC, MINUTECLINIC #7637		11	2	15%	13
MINUTE CLINIC DIAGNOSTIC OF SC, LLC #42		12	1	8%	13

COVID-19: testing by laboratory

Data through Apr 22, 2021 verified as of Apr 23, 2021 at 09:25 AM

Data in this report are provisional and subject to change.

The numbers in the table below represent the number of Florida and non-Florida residents for whom test results were received by the Department of Health. A person can be tested by more than one laboratory and can have both positive and negative results. **Therefore, the sum of the numbers in each column will be larger than the total number of people tested.**

Reporting lab	Inconclusive	Negative	Positive	Percent positive	Total
CLINICAL LABORATORY SERVICES			13	100%	13
MEYER PEDIATRICS CHTD		11	2	15%	13
CULINARY INSTITUTE OF AMERICA STUDENT	3	10			13
COVANCE CENTRAL LABORATORY			13	100%	13
NEMOURS CHILDREN'S URGENT			13	100%	13
ORMOND MEDICAL ARTS		3	10	77%	13
BROOKDALE DELAND			13	100%	13
AVENTURA HOSPITAL AND MEDICAL CENTER			13	100%	13
CROSS CARE CENTER			13	100%	13
SANDGATE GARDENS REHAB & NURSING CENTER		3	10	77%	13
MINUTECLINIC DIAGNOSTIC OF RHODE ISLAND		10	3	23%	13
VALDOSTA FAMILY MEDICINE		1	12	92%	13
THRIF-T DRUGS INC		11	2	15%	13
SHELBY COUNTY HEALTH CARE CORPORATION		10	3	23%	13
MINUTECLINIC, LLC, DBA MINUTECLINIC #2		11	2	15%	13
ST CLOUD COMPOUNDING PHARMACY & WELLNESS CENTER		12	1	8%	13
Sunnyside Care Center		13			13
ESCAMBIA COMMUNITY CLINIC		2	11	85%	13
MINUTE-CLINIC DIAGNOSTIC OF VIRGINIA, LLC #2003		10	3	23%	13
IN-OFFICE LAB		12	1	8%	13
PHELPS HOSPITAL LABORATORY		11	2	15%	13
AFC URGENT CARE - CEDAR GROVE		11	2	15%	13
MINUTE CLINIC LLC #2775		12	1	8%	13
STATEN ISLAND UNIVERSITY HOSPITAL SEGUINE AVE		12	1	8%	13
GLENBROOKE AT PALM BAY			13	100%	13
HARBOR CHASE OF JACKSONVILLE			13	100%	13
SAMARITAN MEDICAL CENTER		13			13
EFFINGER HEALTH, PA		13			13
CVS MINUTE CLINIC, LLC #22		11	1	8%	12
WALGREEN #6538		12			12
TMH PHYSICIAN PARTNERS - MONTICELLO		10	2	17%	12
MINUTECLINIC DIAGNOSTIC OF TN PC #240		10	2	17%	12
CAN COMMUNITY HEALTH, INC		11	1	8%	12
MERIDIAN AT WATERWAYS, THE		10	2	17%	12
LIFE CARE OF PORT SAINT LUCIE		3	9	75%	12
MEDEXPRESS URGENT CARE - MONROE		12			12
MERCY MEDICAL CENTER		5	7	58%	12
MINUTECLINIC DIAG OF IND, LLC #6697		12			12
MC DIAGNOSTIC OF CONNECTICUT , PC # 3		10	2	17%	12
ACCENTCARE		12			12
CVS MINUTE CLINIC DIAGNOSTIC PA #3060		10	2	17%	12
FAMILY MEDICINE AT HUNTERS CREEK		12			12
MINUTECLINIC DIAGNOSTIC OF ILLINOIS LL		10	2	17%	12
RICHMOND UNIVERSITY MEDICAL CENTER		10	2	17%	12
MINUTECLINIC DIAGNOSTIC OF GEORGIA, LL		10	2	17%	12
RUSSELL MEDICAL CENTER		11	1	8%	12
VERITAS RESEARCH CORP			12	100%	12

COVID-19: testing by laboratory

Data through Apr 22, 2021 verified as of Apr 23, 2021 at 09:25 AM

Data in this report are provisional and subject to change.

The numbers in the table below represent the number of Florida and non-Florida residents for whom test results were received by the Department of Health. A person can be tested by more than one laboratory and can have both positive and negative results. **Therefore, the sum of the numbers in each column will be larger than the total number of people tested.**

Reporting lab	Inconclusive	Negative	Positive	Percent positive	Total
GLEN OAKS HEALTH AND REHABILITATION CENTER			12	100%	12
FAMILY MEDICINE AT LONGWOOD			12	100%	12
MEDEXPRESS URGENT CARE-LATROBE		11	1	8%	12
GEORGE W FERGUSON MD-CONCIERGE MEDICAL SERVICES PL		11	1	8%	12
MINUTECLINIC DIAGNOSTIC OF NEW MEXICO		12			12
PANCARE HEALTH - WEWA ELEMENTARY			12	100%	12
ADVENTHEALTH MEDICAL GROUP CARE CLINIC AT		8	4	33%	12
MINUTECLINIC, LLC, DBA MINUTECLINIC #6106		10	2	17%	12
JOHN W NORRIS III MD PA	1		11	92%	12
UNIVERSITY HOSPITALS OF CLEVELAND		7	5	42%	12
ST LUKES ROOSEVELT LABORATORY		9	3	25%	12
URGENT TEAM MANAGEMENT OF TENNESSEE		10	2	17%	12
Lady Lake Specialty Care			12	100%	12
CVS GA2108POCT NORCROSS		9	3	25%	12
CAPE CORAL URGENT CARE		9	3	25%	12
MINUTECLINIC, LLC #244		11	1	8%	12
FLORIDA DEPT OF HEALTH		4	8	67%	12
MINUTE CLINIC LLC #6765		12			12
LAB UNKNOWN		1	11	92%	12
CVS TN5601POCT LENOIR CITY		10	2	17%	12
BRITO MEDICAL CENTER		10	2	17%	12
GENESIS		8	4	33%	12
SUNCOAST COMMUNITY HEALTH CENTERS INC		2	10	83%	12
LONGWOOD PEDIATRICS LLC			12	100%	12
ADVENTIST HEALTH SYSTEM FLORIDA DEPT OF HEALTH		7	5	42%	12
SUWANNEE COUNTY JAIL		11	1	8%	12
CVS HEALTH, #2043		12			12
CVS HEALTH MINUTE CLINIC		1	11	92%	12
TIFT REGIONAL HEALTH SYSTEM, INC		12			12
ACADIAN DIAGNOSTIC LABORATORIES		8	4	33%	12
VIBRANT AMERICA		10	2	17%	12
ORLANDO FAMILY MEDICAL INC		12			12
HAVEN HOSPICE			12	100%	12
FHCP-PORT ORANGE		3	9	75%	12
CARROLL GARDENS URGENT CARE		12			12
BAYONET POINT HOSPITAL			12	100%	12
MI2297090CV HOLLAND-23D2189684		12			12
CARLOS PORTU MD, PLLC			12	100%	12
COLLIER COUNTY HEALTH DEPT.		7	5	42%	12
VA Primary Care Clinic at Meharry		11	1	8%	12
WANTAGH URGENT CARE		9	3	25%	12
ST PETER'S UNIVERSITY HOSPITAL		9	3	25%	12
SAVANNAH STATE UNIVERSITY, COUNSELING		12			12
VILLA HEALTH NH LLC		10	2	17%	12
LEON CHD		12			12
LEE MEMORIAL HEALTH SYSTEM D/B/A		10	2	17%	12
FLORIDA DEPARTMENT OF HEALTH WASHINGTON COUNTY		7	5	42%	12

COVID-19: testing by laboratory

Data through Apr 22, 2021 verified as of Apr 23, 2021 at 09:25 AM

Data in this report are provisional and subject to change.

The numbers in the table below represent the number of Florida and non-Florida residents for whom test results were received by the Department of Health. A person can be tested by more than one laboratory and can have both positive and negative results. **Therefore, the sum of the numbers in each column will be larger than the total number of people tested.**

Reporting lab	Inconclusive	Negative	Positive	Percent positive	Total
BROWARD DIALYSIS			12	100%	12
SENIOR HOME CARE INC		12			12
DYNAMIC HEALTH CENTERS INC		8	4	33%	12
MINUTECLINIC DIAGNOSTIC OF TN PC #386		11	1	8%	12
DEPARTMENT OF PUBLIC HEALTH		12			12
Maury Regional Hospital		6	6	50%	12
CARE FAST MURABELLA		7	5	42%	12
MEDEXPRESS URGENT CARE CHARLESTON		8	4	33%	12
SAMARITAN HOSPITAL LABORATORY		11	1	8%	12
CITY OF WEST PALM BEACH EMPLOYEE & FAMILY HEALTH		12			12
APPLE DIAGNOSTICS LAB		5	7	58%	12
IREPERTOIRE_MOL_LAB		12			12
THE POTTER'S HOUSE AT CANNON POINT		12			12
MINUTECLINIC DIAGNOSTIC OF VIRGINIA		12			12
MEDEXPRESS URGENT CARE-ALTOONA		10	2	17%	12
BROOKDALE CITRUS			12	100%	12
PALATKA VA CBOC		11	1	8%	12
OHIO STATE UNIVERSITY MEDICAL CENTER			12	100%	12
MINUTECLINIC DIAGNOSTIC OF PA, LLC (1036)		10	2	17%	12
ST. PETERSBURG PEDIATRICS			12	100%	12
NAPLES GREEN VILLAGE		12			12
NORTHSIDE HOSPITAL FORSYTH		10	2	17%	12
WOODLAND TOWERS		6	6	50%	12
Rosewood Healthcare and Rehabilitation Center		5	7	58%	12
CVS MINUTE CLINIC DIAG OF IND, LLC #6549		11			11
CVS MINUTE CLINIC DIAGNOSTIC OF TEXAS,LLC		9	2	18%	11
CARENOW URGENT CARE-HERMITAGE		7	4	36%	11
WATSON HEALTHCARE		8	3	27%	11
TOXUSALABS DBA CONNECTDX LABS		9	2	18%	11
TELEVISIT PALM BAY FAMILY PRACTICE		9	2	18%	11
STUYVESANT URGENT CARE		11			11
PHASE2 LABS	2	7	2	18%	11
MEDICAL CENTER AFFILIATES WEST PALM			11	100%	11
Atlanta VAMC		7	4	36%	11
MINUTECLINIC DIAGNOSTIC OF NEW JERSEY,		10	1	9%	11
COLLIER HMA PHYSICIAN MANAGEMENT, LLC		2	9	82%	11
St Joseph's Hospital & Medical Center		10	1	9%	11
ST VINCENT'S ST CLAIR		8	3	27%	11
MONROE COUNTY HOSPITAL		8	3	27%	11
VITAS HEALTH INC		5	6	55%	11
CVS MINUTE CLINIC DIAGNOSTIC		10	1	9%	11
METHODIST HOSPITAL			11	100%	11
NORTHEAST PEDIATRICS			11	100%	11
Manor Care of Dunedin		7	4	36%	11
MEDEXPRESS URGENT CARE MONACA		11			11
PRIME MEDICAL CARE, LLC		11			11
ATHENS VETERINARY DIAGNOSTIC LABORATOR		11			11

COVID-19: testing by laboratory

Data through Apr 22, 2021 verified as of Apr 23, 2021 at 09:25 AM

Data in this report are provisional and subject to change.

The numbers in the table below represent the number of Florida and non-Florida residents for whom test results were received by the Department of Health. A person can be tested by more than one laboratory and can have both positive and negative results. **Therefore, the sum of the numbers in each column will be larger than the total number of people tested.**

Reporting lab	Inconclusive	Negative	Positive	Percent positive	Total
BOCA RATON REGIONAL HOSPITAL LAB			11	100%	11
MINUTECLINIC DIAGNOSTIC OF MAINE, LLC		9	2	18%	11
MOUNT DORA PEDIATRICS		9	2	18%	11
CVS TN2179POCT MURFREESBORO		10	1	9%	11
CARENOW URGENT CARE-GREEN HILLS		10	1	9%	11
PHYSICIANS REGIONAL MEDICAL CTR - COLLIER BLVD			11	100%	11
PASSPORT HEALTH			11	100%	11
NIGHT LITE PEDIATRICS CENTER		1	10	91%	11
CLEVELAND TENNESSEE HOSPITAL COMPANY		10	1	9%	11
MICHIGAN DEPARTMENT OF COMMUNITY HEALTH		1	10	91%	11
CROSSROADS URGENT CARE, PLLC		11			11
UNIVERSITY CENTRA CARE		10	1	9%	11
Westchester General Hospital			11	100%	11
DOCTORS EXPRESS OF ST PETERSBURG		1	10	91%	11
MINUTECLINIC DIAGNOSTIC OF NEW JERSEY, LLC # 7069		11			11
MEDEXPRESS URGENT CARE - WINCHESTER GATEWAY		9	2	18%	11
BIOTECH CLINICAL LABORATORIES, INC.		1	10	91%	11
AZALEA HEALTH		2	9	82%	11
45TH 1		11			11
UNIVERSITY OF MIAMI MILLER SCHOOL OF MEDICINE			11	100%	11
MINUTECLINIC DIAGNOSTIC OF TN, PC 6304		9	2	18%	11
CVS SC4286POCT EASLEY		5	6	55%	11
CLAYMED OF NORTH FLORIDA			11	100%	11
ALCOVE ASSISTED LIVING FACILITY		11			11
MINUTECLINIC, LLC #1470		10	1	9%	11
MEDEXPRESS URGENT CARE - BEECH GROVE		10	1	9%	11
FAMILY HEALTH CENTER AT PORT ST JOHN		4	7	64%	11
MINUTECLINIC, DIAGNOSTIC OF TEXAS, LL		10	1	9%	11
PINELLAS COUNTY HEALTH DEPARTMENT		2	9	82%	11
MINUTECLINIC DIAGNOSTIC OF VIRGINIA, LLC #255		11			11
GUIDANCE / CARE CENTER, INC		11			11
MONROE COUNTY FIRE RESCUE		10	1	9%	11
REDMED CLINIC OF ARLINGTON		10	1	9%	11
Heartland Healthcare Center Boca Raton		2	9	82%	11
MEDEXPRESS URGENT CARE - MAPLE DRIVE		10	1	9%	11
THE TERRACE OF SAINT CLOUD		9	2	18%	11
DMH STEINHATCHEE FAMILY MEDICINE		8	3	27%	11
CVS MO8590POCT KANSAS CITY		7	4	36%	11
PRIMECARE ACQUISITION FAMILY PRACTICE INC		11			11
CREATIVE TESTING SOLUTIONS		4	7	64%	11
MINUTECLINIC DIAGNOSTICS OF IND, LLC		11			11
JBSA-SAM HOUSTON			11	100%	11
WELLMED AT SOUTH PARSONS		9	2	18%	11
St. Annes Nursing Center, St. Annes Residence, Inc.		11			11
OPTUM PRIMARY CARE		1	10	91%	11
TROPICANA		5	6	55%	11
BRIDGE DIAGNOSTICS			11	100%	11

COVID-19: testing by laboratory

Data through Apr 22, 2021 verified as of Apr 23, 2021 at 09:25 AM

Data in this report are provisional and subject to change.

The numbers in the table below represent the number of Florida and non-Florida residents for whom test results were received by the Department of Health. A person can be tested by more than one laboratory and can have both positive and negative results. **Therefore, the sum of the numbers in each column will be larger than the total number of people tested.**

Reporting lab	Inconclusive	Negative	Positive	Percent positive	Total
Crestwood Nursing Center		7	4	36%	11
MINUTECLINIC #8760		11			11
ELITE HOME HEALTH SERVICES		11			11
PALM BEACH PATHOLOGY		9	2	18%	11
HNL LAB MEDICINE		8	3	27%	11
ASSOCIATES MD CYPRESS CREEK			11	100%	11
RELIANCE MEDICAL CENTER		6	5	45%	11
WINTER PARK CARE AND REHABILITATION			11	100%	11
ILLINOIS DEPT OF PUBLIC HEALTH LAB - SPRINGFIELD			11	100%	11
CVS CA9165POCT SAN DIEGO		11			11
NORTH OKALOOSA PHYSICIAN GROUP		10	1	9%	11
SUMTER COUNTY HEALTH DEPARTMENT		6	5	45%	11
CVS PA1671POCT LANCASTER		11			11
UMHC/SYLVESTER AT KENDALL		1	10	91%	11
KIDSVILLE PEDIATRICS			11	100%	11
CENTRAL JERSEY URGENT CARE		10	1	9%	11
ALACHUA			11	100%	11
MINUTE CLINIC DIAGNOSTIC OF NORTH CAROLINA		11			11
CURATIVE		1	10	91%	11
HIRAM COLLEGE HEALTH CENTER (ABBOTT)		11			11
NORTH COUNTRY FAMILY HEALTH CENTER INC		11			11
WALK IN MEDICAL URGENT CARE PC		11			11
SEMINOLE COUNTY CORRECTIONAL FACILITY		1	10	91%	11
TRIDENT BIOMETRICS		10	1	9%	11
AIM LABORATORIES			11	100%	11
ALL 4 KIDZ PEDIATRICS		8	3	27%	11
HEALTH NETWORK LABORATORIES		7	4	36%	11
GENOPTIX MEDICAL LABORATORY		10	1	9%	11
CVS MINUTE CLINIC DIAGNOSTIC MED GRP OF SAN		9	2	18%	11
MERCY HEALTH—MUSKEGON		7	4	36%	11
APPALACHIAN REGIONAL HEALTHCARE SYSTEM		10	1	9%	11
SEMORAN FAMILY HEALTH LLC		10	1	9%	11
ORLANDO HEALTH PHYSICIAN ASSOCIATES		4	7	64%	11
CARINGTON MANOR		11			11
ASSOCIATES IN MEDICINE		7	4	36%	11
UF HEALTH		1	10	91%	11
ALBION COLLEGE (ABBOTT)		11			11
NIGHT LITE PEDIATRICS CENTER, LLC		1	10	91%	11
CVS CA9113POCT CHULA VISTA		11			11
MINUTECLINIC DIAGNOSTIC OF MINNESOTA		11			11
VIRTUA WEST JERSEY HOSPITAL VOORHEES		9	2	18%	11
MINUTE CLINIC LLC #4017		10			10
WINKLER COURT□		9	1	10%	10
KR AT COLLEGE HARBOR		10			10
DES PLAINES CLINICAL LAB		3	7	70%	10
CVS NC7051POCT WAKE FOREST		10			10
KEY WEST URGENT CARE, INC		3	7	70%	10

COVID-19: testing by laboratory

Data through Apr 22, 2021 verified as of Apr 23, 2021 at 09:25 AM

Data in this report are provisional and subject to change.

The numbers in the table below represent the number of Florida and non-Florida residents for whom test results were received by the Department of Health. A person can be tested by more than one laboratory and can have both positive and negative results. **Therefore, the sum of the numbers in each column will be larger than the total number of people tested.**

Reporting lab	Inconclusive	Negative	Positive	Percent positive	Total
CVS SC7556POCT WEST COLUMBIA		9	1	10%	10
GOLDMAN SACHS HEALTH CENTER	1	9			10
CVS PA6902POCT BRYN MAWR		8	2	20%	10
WALK-IN MEDICAL CARE			10	100%	10
BETTER AT HOME		10			10
MEDEXPRESS URGENT CARE PARKERSBURG		8	2	20%	10
UNIVERSITY MEDICAL CENTER		8	2	20%	10
SOMA MEDICAL CENTER PA #4			10	100%	10
SOUTH FLORIDA ENT ASSOCIATES, INC			10	100%	10
WILLIAMSBURGH CHAI CARE		9	1	10%	10
ACCESS PHARMACY		10			10
MOLECULAR PATHOLOGY LABORATORY			10	100%	10
WHEELER LABORATORY		9	1	10%	10
ARCHBOLD MEMORIAL HOSPITAL/LAB		3	7	70%	10
MINUTECLINIC DIAGNOSTIC OF OHIO #3407		9	1	10%	10
PBC PREMIER FAMILY HEALTH			10	100%	10
MINUTE CLINIC DIAG OF IND LLC #8674		10			10
QHG OF ENTERPRISE INC (DBA MEDICAL CTR		10			10
HIGH TOWER ALF LLC		9	1	10%	10
ONEIDA HEALTHCARE CENTER		8	2	20%	10
MINUTECLINIC DIAGNOSTIC OF ILLINOIS		8	2	20%	10
LAKE BALDWIN CBOC		9	1	10%	10
FLORIDA CLINICAL LAB		1	9	90%	10
ARBORS OF GULF BREEZE, THE		8	2	20%	10
BROWARD HEALTH CARE			10	100%	10
LUXOR SCIENTIFIC LLC		1	9	90%	10
EMERGENCY MEDICAL CENTER		4	6	60%	10
SHIELDT3 LLC		10			10
CORONA PATHOLOGY		10			10
BERRYHILL MANOR		10			10
Avalon Healthcare and Rehabilitation Center			10	100%	10
CVS TX8351POCT BEAUMONT		9	1	10%	10
TENNESSEE DEPARTMENT OF HEALTH (TDH) - CENTRAL LABORATORY		2	8	80%	10
MEDEXPRESS URGENT CARE - WASHINGTON		8	2	20%	10
FLEMING ISLAND CENTER FOR CLINICAL RESEARCH		10			10
NORTHSIDE HOSPITAL ATLANTA		4	6	60%	10
KAILOS GENETICS INC		8	2	20%	10
MEDEXPRESS URGENT CARE-KATY		7	3	30%	10
VETERNANS ADMINISTRATION			10	100%	10
KEY TRAINING CENTER			10	100%	10
OKLAHOMA STATE DEPARTMENT OF HEALTH-PUBLIC HEALTH LABORATORY			10	100%	10
AMERICAN HOUSE FORT MYERS		10			10
IMMUNOGENOMICS LLC		6	4	40%	10
ALABAMA DEPARTMENT OF PUBLIC HEALTH		1	9	90%	10
WALGREENS #10972	1	9			10
ST JOSEPHS HOSP OF ATLANTA/CLINIC LAB		9	1	10%	10
CARENOW URGENT CARE-MT JULIET		8	2	20%	10

COVID-19: testing by laboratory

Data through Apr 22, 2021 verified as of Apr 23, 2021 at 09:25 AM

Data in this report are provisional and subject to change.

The numbers in the table below represent the number of Florida and non-Florida residents for whom test results were received by the Department of Health. A person can be tested by more than one laboratory and can have both positive and negative results. **Therefore, the sum of the numbers in each column will be larger than the total number of people tested.**

Reporting lab	Inconclusive	Negative	Positive	Percent positive	Total
FRESENIUS KIDNEY CARE DUNEDIN			10	100%	10
JOHNS HOPKINS ALL CHILDRENS			10	100%	10
CVS SC7334POCT LEXINGTON		9	1	10%	10
MINUTECLINIC DIANOSTIC OF VIRGINA, LL		9	1	10%	10
CITY OF TALLAHASSEE		10			10
BLOOMINGDALE PEDIATRIC ASSOCIATES PA			10	100%	10
MOSOLF PEDIATRICS			10	100%	10
MINUTECLINIC DIAGNOSTIC OF NORTH CAROLINA PC #5341		7	3	30%	10
LAWRENCE TECHNOLOGICAL UNIVERSITY		10			10
WALGREENS #04176		7	3	30%	10
ILLINOIS DEPARTMENT OF PUBLIC HEALTH		2	8	80%	10
MEDEXPRESS URGENT CARE - FORT WORTH S		8	2	20%	10
ORLANDO MEDICAL CENTER PL		1	9	90%	10
MINUTECLINIC DIAGNOSTIC OF TN PC #5671		6	4	40%	10
BLOOMIN BRANDS WELLNESS CENTER		9	1	10%	10
NEW HAMPSHIRE DEPARTMENT OF HEALTH AND HUMAN SERVICES		3	7	70%	10
CUMBERLAND HEIGHTS		10			10
HCR MANORCARE		10			10
NORTON HEALTHCARE			10	100%	10
SAVANNAH MANOR ASSISTED LIVING COMMUNITY			10	100%	10
SUPERIOR RESIDENCES OF CLERMONT		2	8	80%	10
CHRISTUS ST VINCENT LABORATORY - ZIA		10			10
CVS CT1123POCT SOUTHBURY		10			10
PALM BEACH CDH - DELRAY BEACH			10	100%	10
VITALANT		1	9	90%	10
NATURE COAST REGIONAL MEDICAL CENTER		1	9	90%	10
FAMILY PRACTICE OF DAVIE INC			10	100%	10
ST JOSEPH'S HOSPITAL NORTH LABORATORY			10	100%	10
MC DIAGNOSTIC OF CONNECTICUT, PC #1043		10			10
PIEDMONT ATHENS REGIONAL MEDICAL		8	2	20%	10
STPET		8	2	20%	10
GLADES COUNTY DETENTION CENTER		1	9	90%	10
THE MARY IMOGENE BASSETT HOSPITAL		10			10
MINUTE CLINIC LLC # 2033		9	1	10%	10
BEAUMONT LABORATORY			10	100%	10
VASCONCELLO COHEN MD PA		9	1	10%	10
MAINSTREET FAMILY CARE			10	100%	10
CBC LAB		3	7	70%	10
CHILDREN'S HEALTHCARE OF ATLANTA/EGLESTON		10			10
MEDICAL LABORATORY DIAGNOSTICS			10	100%	10
MINUTECLINIC LLC #5176		7	3	30%	10
PRORENATA LABS		2	8	80%	10
BENSONHURST URGENT CARE		9	1	10%	10
VENICE GREEN VILLAGE		3	7	70%	10
URGENT CARE CENTER AT PINNACLE		4	6	60%	10
MINUTECLINIC MINUTECLINIC #8505		8	2	20%	10
CVS OH3301POCT WOODMERE		10			10

COVID-19: testing by laboratory

Data through Apr 22, 2021 verified as of Apr 23, 2021 at 09:25 AM

Data in this report are provisional and subject to change.

The numbers in the table below represent the number of Florida and non-Florida residents for whom test results were received by the Department of Health. A person can be tested by more than one laboratory and can have both positive and negative results. **Therefore, the sum of the numbers in each column will be larger than the total number of people tested.**

Reporting lab	Inconclusive	Negative	Positive	Percent positive	Total
COMMUNITY HEALTH CENTER		2	8	80%	10
MEDEX REGIONAL LABORATORIES LLC		1	9	90%	10
THOMAS JEFFERSON UNIVERSITY HOSPITAL		4	6	60%	10
MEDEXPRESS URGENT CARE - FAYETTEVILLE		8	2	20%	10
CVS TX7162POCT HOUSTON		10			10
GILCHRIST COUNTY FIRE DEPARTMENT		4	6	60%	10
PANCARE HEALTH - VERNON ELEMENTARY			10	100%	10
RPC@HODGES		2	8	80%	10
BELLE GLADES HEALTH CLINIC			10	100%	10
ISLAND COAST PEDIATRICS IN-HOUSE LAB		10			10
NASCAR EVENT MANAGEMENT, LLC		10			10
PALMS WEST HOSPITAL			10	100%	10
ANY LAB TEST NOW INC			10	100%	10
MINUTECLINIC DIAG OF IND, LLC #2387		8	2	20%	10
BROOKDALE PANAMA CITY		9	1	10%	10
CARENOW URGENT CARE - EAST NASHVILLE		8	2	20%	10
MINUTE CLINIC, LLC #4650		9	1	10%	10
MINUTE-CLINIC DIAGNOSTIC OF VIRGINIA,		9	1	10%	10
CHEMISYS LABORATORIES		2	8	80%	10
DOMINICAN COLLEGE STUDENT HEALTH CENTE		8	2	20%	10
MINUTECLINIC, LLC #4682		5	5	50%	10
PLYMOUTH HARBOR INCORPORATED		9	1	10%	10
NOT INDICATED		1	9	90%	10
MINUTECLINIC, LLC, DBA MINUTECLINIC #4		9	1	10%	10
NEW JERSEY DEPARTMENT OF HEALTH COMMUNICABLE DISEASE SERVICE		3	7	70%	10
BETH ISRAEL MEDICAL CENTER LABS		9	1	10%	10
CVS DC1340POCT WASHINGTON		9			9
WINDSOR OF GAINESVILLE		9			9
COMMUNITY CARE CENTER□		9			9
LOREY ALF		9			9
OMNI			9	100%	9
NORTHWEST FLORIDA COMMUNITY HOSPITAL LABORATORY		8	1	11%	9
HARMONIOUS HOME HEALTH, LLC		9			9
MINUTECLINIC, LLC #09202		7	2	22%	9
FLORIDA CENTER FOR DERMATOLOGY LABORATORY			9	100%	9
VETERANS AFFAIRS MEDICAL CENTER - OUTPATIENT			9	100%	9
ETHOS LABORATORIES		7	2	22%	9
ROSECASTLE			9	100%	9
ENCOMPASS HOME HEALTH OF THE SOUTHEAST LLC□		9			9
MIDMICHIGAN MEDICAL CENTER			9	100%	9
MINUTE CLINIC LLC #10203		7	2	22%	9
MINUTECLINIC LLC # 3401		9			9
CVS PHARMACY NO 274		9			9
MINUTE CLINIC LLC #0169		7	2	22%	9
PUTNAM FAMILY CARE INC		3	6	67%	9
PEDIATRIC HEALTH CARE ALLIANCE			9	100%	9
WADSWORTH CENTER - DAVID AXELROD INSTITUTE		8	1	11%	9

COVID-19: testing by laboratory

Data through Apr 22, 2021 verified as of Apr 23, 2021 at 09:25 AM

Data in this report are provisional and subject to change.

The numbers in the table below represent the number of Florida and non-Florida residents for whom test results were received by the Department of Health. A person can be tested by more than one laboratory and can have both positive and negative results. **Therefore, the sum of the numbers in each column will be larger than the total number of people tested.**

Reporting lab	Inconclusive	Negative	Positive	Percent positive	Total
MEDICANA NURSING AND REHAB CENTER			9	100%	9
PATEL MEDICAL VENTURES		8	1	11%	9
ORLANDO HEALTH PHYSICIAN GROUP INC		6	3	33%	9
SUNCREST OMNI		9			9
MINUTE CLINIC INCORPORTE		9			9
CVS PA233POCT NEWTOWN SQUARE		9			9
MINUTECLINIC DIAGNOSTIC MED GRP OF CA		8	1	11%	9
RIVERVIEW REGIONAL MEDICAL CENTER		7	2	22%	9
DOH-TAMPA BRANCH LABORATORY (MLK BLVD)		4	5	56%	9
CIMA MEDICAL CENTER		8	1	11%	9
CAYUGA COUNTY HEALTH DEPARTMENT		8	1	11%	9
BEAUMONT EMERGENCY CENTER			9	100%	9
CVS MD2956POCT NEW MARKET		8	1	11%	9
OUR HOME AT BEACON HILL			9	100%	9
HEALTH AND WELLNESS CENTER		1	8	89%	9
BAYFRONT HEALTH ST PETERSBURG		8	1	11%	9
CIAN DIAGNOSTICS			9	100%	9
DIAMOND SPEEDWAY DIALYSIS		1	8	89%	9
PENSACOLA CLUSTER			9	100%	9
UCARE			9	100%	9
VILLAGE PLACE HEALTH AND REHAB		9			9
MEDEXPRESS ELKINS		9			9
CORE OCCUPATIONAL RESOURCES, LLC		5	4	44%	9
DIXITKUMAR N MODI MD PA			9	100%	9
MEDEXPRESS URGENT CARE - RICHMOND, NINE MILE RD		8	1	11%	9
WATERFORD AT CREEKSIDE, THE			9	100%	9
CVS CT1109POCT BETHEL		9			9
ADVENTHEALTH MEDICAL GROUP INTERNAL MEDICINE		7	2	22%	9
CHILDREN'S HEALTH CENTER INC.		7	2	22%	9
WESTCHESTER GENERAL HOSPITAL BLOOD GAS LAB			9	100%	9
INSPIRED LIVING AT PALM BAY		7	2	22%	9
MINUTECLINIC DIAGNOSTIC OF TN PC #242		6	3	33%	9
PRECISION GENETICS			9	100%	9
GCPM MANUAL MICROBIOLOGY		1	8	89%	9
NITIN BAWA PROFESSIONAL ASSOCIATES			9	100%	9
NHC HealthCare Anniston		9			9
NEMOURS CHILDREN'S PRIMARY CARE VERO BEACH			9	100%	9
ELLIS HOSPITAL LABORATORY		8	1	11%	9
COLLIER BLVD HMA PHYSICIAN MANAGEMENT,, LLC			9	100%	9
Consulate Health Care of Brandon		7	2	22%	9
MAGNOLIA MANOR			9	100%	9
MINUTE CLINIC LLC #1448		8	1	11%	9
MINUTECLINIC DIAGNOSTIC OF SC, LLC #7		7	2	22%	9
ST. CLOUD PHARMACY AND WELLNESS CENTER		5	4	44%	9
FLORIDA HOSPITAL WINTER PARK		7	2	22%	9
MIAMI COMPREHENSIVE MEDICINE GROUP PA		4	5	56%	9
PALM BAY URGENT CARE PL		1	8	89%	9

COVID-19: testing by laboratory

Data through Apr 22, 2021 verified as of Apr 23, 2021 at 09:25 AM

Data in this report are provisional and subject to change.

The numbers in the table below represent the number of Florida and non-Florida residents for whom test results were received by the Department of Health. A person can be tested by more than one laboratory and can have both positive and negative results. **Therefore, the sum of the numbers in each column will be larger than the total number of people tested.**

Reporting lab	Inconclusive	Negative	Positive	Percent positive	Total
CVS NJ617POCT CEDAR GROVE		8	1	11%	9
MOBILE RESPONSE DIAGNOSTICS LLC		8	1	11%	9
CVS RI1717POCT 1 CVS DR			9	100%	9
JOHN T MATHER MEMORIAL HOSPITAL LABORATORY		8	1	11%	9
MINUTECLINIC #2860		6	3	33%	9
WINTER PARK INTERNAL MEDICINE MD PA		7	2	22%	9
UHEALTH UNIVERSITY OF MIAMI			9	100%	9
CVS TX10016POCT PRINCETON		9			9
MINUTECLINIC DIAGNOSTIC OF VIRGINIA, LLC #1656		9			9
ALLIANCE HEALTH AND REHABILITATION CENTER		9			9
SYNEXUS CLINICAL RESEARCH US INC		2	7	78%	9
COMMUNITY MEDICAL AND DENTAL CARE INC		9			9
MEDEXPRESS URGENT CARE - BATTLE CREEK		6	3	33%	9
REMISE OCCUPATIONAL HEALTH SOLUTIONS INC			9	100%	9
MEDEXPRESS URGENT CARE - SWANSEA, N ILLINOIS ST		8	1	11%	9
RANDOLPH DIABETES AND WELLNESS		8	1	11%	9
CARESOUTH HHA HOLDINGS OF THE BAY AREA LLC□		9			9
Sunset Lake Health and Rehabilitation Center		8	1	11%	9
ROSEMONT GARDENS INC		9			9
ACM MEDICAL LABORATORY ALLIANCE		7	2	22%	9
NORTHSIDE HOSPITAL		2	7	78%	9
CVS MINUTE CLINIC DIAGNOSTIC OF KANSAS, PA		9			9
WINDSOR OF SAN PABLO, THE		6	3	33%	9
SELECT PHYSICIANS ALLIANCE		9			9
BRENNITY AT VERO BEACH, THE			9	100%	9
COMPASS PROVIDENCE URGENT CARE LLLP			9	100%	9
MARINA ISLE ASSISTED LIVING		9			9
BUENA VIDA ESTATES			9	100%	9
CHAPTERS HEALTH HOSPICE		9			9
ST VINCENT'S CHILTON		7	2	22%	9
NORTHSHORE UNIVERSITY HEALTHSYSTEM EVANSTON HOSPITAL LAB			9	100%	9
IU HEALTH PATHOLOGY		1	8	89%	9
SOMA MEDICAL CENTER MD PA #7 PEDIATRICS			9	100%	9
CVS MA594POCT FALMOUTH		8	1	11%	9
MANATEE COUNTY CENTRAL JAIL		9			9
EXPRESS TEST			9	100%	9
LEE COMMUNITY HEALTHCARE INC DUNBAR		7	2	22%	9
CVS GA3766POCT DACULA		7	2	22%	9
WALGREENS #06416		9			9
MEDEXPRESS URGENT CARE, JOHNSTOWN		8	1	11%	9
KINDRED_AIMS		9			9
FLORIDA MENTOR		7	2	22%	9
TRANSPLANT GENOMICS INC (EUROFINS)		9			9
ACCESS CARE MEDICAL GROUP LLC		2	7	78%	9
CVS TX7827POCT ROUND ROCK		9			9
CITYMD		1	8	89%	9
URGENT CARE OF LONGWOOD		1	8	89%	9

COVID-19: testing by laboratory

Data through Apr 22, 2021 verified as of Apr 23, 2021 at 09:25 AM

Data in this report are provisional and subject to change.

The numbers in the table below represent the number of Florida and non-Florida residents for whom test results were received by the Department of Health. A person can be tested by more than one laboratory and can have both positive and negative results. **Therefore, the sum of the numbers in each column will be larger than the total number of people tested.**

Reporting lab	Inconclusive	Negative	Positive	Percent positive	Total
MINUTECLINIC DIAGNOSTIC OF NEVADA #87		4	4	50%	8
MINUTECLINIC MINUTECLINIC #4977		4	4	50%	8
FHMG_FM AND IM AVALON PARK		2	6	75%	8
The Grand at Rome Nursing and Rehabilitation		8			8
CULVER-STOCKTON COLLEGE		7	1	13%	8
CAPRONA GROUP HOME		2	6	75%	8
CVS MD4371POCT OCEAN CITY		8			8
CVS NC5591POCT STATESVILLE		7	1	13%	8
SURGOINSVILLE PHARMACY		8			8
PRIMARY CARE SPECIALISTS OF ORLANDO		8			8
X-GENE MOLECULAR LABS		1	7	88%	8
ADVANCED RESEARCH FOR HEALTH IMPROVEMENT		6	2	25%	8
PHYSICIANS FOR CHILDREN			8	100%	8
CONSULATE HEALTH CARE		7	1	13%	8
HOLY NAME MEDICAL CENTER	1	6	1	13%	8
MEDEXPRESS URGENT CARE - YORK		5	3	38%	8
MINUTE CLINIC #8979		7	1	13%	8
VENICE REGIONAL MEDICAL CENTER			8	100%	8
MINUTE CLINIC DIAGNOSTIC OF VIRGINIA, LLC #1905		8			8
DOH JACKSONVILLE CENTRAL LABORATORY		3	5	63%	8
CVS OH3476POCT TIPP CITY		7	1	13%	8
MONROE URGENT CARE		7	1	13%	8
CIGNA ONSITE HEALTH LLC		2	6	75%	8
PARTNERS PHARMACY OF FLORIDA LLC		8			8
DORAL URGENT CARE			8	100%	8
MOULTRIE CREEK NURSING AND REHAB			8	100%	8
MED & CO INVESTMENT LLC		7	1	13%	8
MINUTECLINIC DIAGNOSTIC OF NORTH CAROLINA PC #7054		5	3	38%	8
LOVELACE MEDICAL CENTER		8			8
MODMD LABORATORY		8			8
CHIEFLAND MEDICAL CENTER		1	7	88%	8
FLORIDA HEART AND VASCULAR MULTISPECIALTY GROUP		8			8
LONG ISLAND JEWISH FOREST HILLS HOSPITAL		8			8
THE WOLFF CENTER FOR CHILD & ADOLESCENT HEALTH			8	100%	8
CVS NC7057POCT SHELBY		6	2	25%	8
PAUL GRECO MD CONCIERGE MEDICAL SERVICES PL		8			8
ALBANY MEDICAL CENTER		7	1	13%	8
SUPREME LABORATORY			8	100%	8
CVS SC2250POCT COLUMBIA		8			8
ALLEGRO - TAMPA	1	4	3	38%	8
BARTON PARKER OD PC		8			8
TRUE HEALTH		5	3	38%	8
DEPT OF VA MEDICAL CENTER - RICHMOND		7	1	13%	8
ST. JOSEPH HOSPITAL AND HEALTH CARE INC.			8	100%	8
UNIVERSITY OF WASHINGTON MEDICAL CENTER			8	100%	8
MEDEXPRESS URGENT CARE-PETERS TWP		7	1	13%	8
MEDEXPRESS URGENT CARE, BUTLER		5	3	38%	8

COVID-19: testing by laboratory

Data through Apr 22, 2021 verified as of Apr 23, 2021 at 09:25 AM

Data in this report are provisional and subject to change.

The numbers in the table below represent the number of Florida and non-Florida residents for whom test results were received by the Department of Health. A person can be tested by more than one laboratory and can have both positive and negative results. **Therefore, the sum of the numbers in each column will be larger than the total number of people tested.**

Reporting lab	Inconclusive	Negative	Positive	Percent positive	Total
Baptist Village Retirement Communities		8			8
MINUTECLINIC DIAGNOSTIC OF OHIO #7790		6	2	25%	8
ALLINA HEALTH - ABBOTT NORTHWESTERN HOSPITAL		5	3	38%	8
MEDEXPRESS URGENT CARE MORGANTOWN		8			8
MINUTECLINIC DIAGNOSTIC OF OHIO #4401		8			8
MEDEXPRESS URGENT CARE - CLARKSBURG		7	1	13%	8
MINUTE CLINIC, LLC #1434		7	1	13%	8
WHITE SANDS OUTPATIENT SERVICES (WSOP SERVICES LLC		8			8
NORTHDALREHABILITATION CENTER			8	100%	8
DOCTOR'S IN-HOUSE LAB/COMMUNITY HEALTH CENTERS OF PINELLAS - CLEARWATE			8	100%	8
VAIL VALLEY MEDICAL CENTER			8	100%	8
HEALTHY MINORS PEDIATRIC URGENT CARE		7	1	13%	8
FOUNTAINVIEW BY FIVE STAR QUALITY CARE		7	1	13%	8
GLEN FALLS HOSPITAL DEPARTMENT OF PATHOLOGY		7	1	13%	8
TERRACINA LLC		2	6	75%	8
BAPTIST OUTPATIENT			8	100%	8
ORMOND BEACH CENTRA CARE			8	100%	8
ALL CHILDREN'S HOSPITAL		1	7	88%	8
CVS NC3803POCT MOORESVILLE		7	1	13%	8
INTERNAL MEDICINE ASSOCIATES OF JACKSON HOSPITAL			8	100%	8
APEX HOME HEALTH CARE		7	1	13%	8
MINUTECLINIC, LLC #03268		7	1	13%	8
CVS GA2841POCT LAWRENCEVILLE		8			8
BIRMINGHAM VAMC		4	4	50%	8
CVS SC2736POCT MURRELLS INLET		6	2	25%	8
BAYSIDE URGENT CARE CENTER INC			8	100%	8
PALM BEACH COUNTY HEALTH DEPARTMENT LABORATORY			8	100%	8
MONTEFIORE MEDICAL CENTER LABORATORIES - NORTH		8			8
GOLISANO CHILDREN'S HOSPITAL OF SOUTHWEST FLORIDA		6	2	25%	8
MINUTE CLINIC DIAGNOSTIC OF MICHIGAN PC		8			8
CAREPOINT CLINIC		5	3	38%	8
DOTHAN PEDIATRIC CLINIC			8	100%	8
HARBORCHASE OF DR PHILLIPS		7	1	13%	8
ATLANTIC CONSOLIDATED LABORATORY		8			8
CVS OH2543POCT CANFIELD		5	3	38%	8
CVS NJ836POCT RUNNEMEDE		8			8
MEDERI CARETENDERS VS OF SE FL LLC DBA		7	1	13%	8
ST CHARLES HOSPITAL LABORATORY		8			8
MEDEXPRESS URGENT CARE - MT LEBANON		5	3	38%	8
CHIEFLAND MEDICAL CENTER LLC			8	100%	8
DIAGNOSTIC CLINIC		7	1	13%	8
CVS MD1881POCT DUNKIRK		8			8
HEWLETT URGENT CARE, PLLC		8			8
GENEUS DIAGNOSTICS			8	100%	8
NOVADX		2	6	75%	8
CVS PA4077POCT BELLE VERNON		8			8
MAGNOLIA PEDIATRICS GROUP LLC			8	100%	8

COVID-19: testing by laboratory

Data through Apr 22, 2021 verified as of Apr 23, 2021 at 09:25 AM

Data in this report are provisional and subject to change.

The numbers in the table below represent the number of Florida and non-Florida residents for whom test results were received by the Department of Health. A person can be tested by more than one laboratory and can have both positive and negative results. **Therefore, the sum of the numbers in each column will be larger than the total number of people tested.**

Reporting lab	Inconclusive	Negative	Positive	Percent positive	Total
JUPITER CLINIC			8	100%	8
NORTHEAST ALABAMA REGIONAL MEDICAL CENTER		5	3	38%	8
BREVARD FAMILY WALK IN CLINIC			8	100%	8
MEDEXPRESS - WILMINGTON CONCORD PIKE		7	1	13%	8
OSWEGO HOSPITAL LABORATORY		7	1	13%	8
GO PATH LABORATORIES			8	100%	8
MINUTECLINIC, LLC #05038		8			8
SEACOAST PATHOLOGY PROFESSIONAL ASSOC		8			8
PBC FOUND CARE INC			8	100%	8
BLOOMING GARDENS OF CARE INC		8			8
CVS TX7288POCT DALLAS		7	1	13%	8
ST CLOUD PHYSICIAN MANAGMENT LLC		7	1	13%	8
LAKE CONWAY URGENT CARE LLC		2	6	75%	8
URGENT TEAM - HUNTSVILLE		6	2	25%	8
CVS GA2147POCT KENNESAW		6	2	25%	8
COMPASSION PEDIATRIC URGENT CARE LLC		2	6	75%	8
FHCP-ORANGE CITY			8	100%	8
DOCTOR'S IN HOUSE LAB			8	100%	8
SCOTTS PHARMACY		7	1	13%	8
MEDEXPRESS URGENT CARE - TARENTUM		6	2	25%	8
Nashville Central Laboratory		8			8
LEMOYNE COLLEGE WELLNESS CENTER FOR		8			8
DEPARTMENT OF HEALTH- CITRUS COUNTY		1	7	88%	8
JACKSON CLINIC PA,THE		4	4	50%	8
GENE STREET LABORATORIES, LLC		6	2	25%	8
SLOPESIDE LABS AND TESTING, LLC - THE HIDEOUT AT BUTTERMILK MOUNTAIN		8			8
SEA LEVEL LABS			8	100%	8
NORTH PINELLAS CHILDRENS MEDICAL CENTER INC			8	100%	8
CLEARWATER PEDIATRIC CARE		1	7	88%	8
COMPREHENSIVE CLINICAL RESEARCH, LLC			8	100%	8
INTERVENTIONAL REHABILITATION OF SOUTH FLORIDA			8	100%	8
PUTNAM COUNTY EMERGENCY RESCUE SERVICE		5	3	38%	8
JX REF LAB			8	100%	8
CVS NC7213POCT MATTHEWS		6	2	25%	8
CVS PA2582POCT SPRINGFIELD		6	2	25%	8
LAKE PEDIATRICS			8	100%	8
EXECUTIVE MEDICAL SERVICES		8			8
DR. PHILLIPS MEDICAL WELLNESS CENTER		4	4	50%	8
CVS TN7289POCT SIGNAL MOUNTAIN		8			8
MINUTECLINIC #788		7	1	13%	8
INTERNAL MEDICINE AND AESTHETICS OF NAPLES LLC		8			8
HERNANDO PASCO HOSPICE INC		7	1	13%	8
EP LTC PHARMACY		6	2	25%	8
MEDEXPRESS URGENT CARE - CULPEPER		8			8
COLISEUM MED CTR LLC/COLISEUM MED CTRS		5	3	38%	8
CARE ATC - CITY OF BOYNTON BEACH	1	2	5	63%	8
FHPG_EXP CARE W HILLSBOROUGH			8	100%	8

COVID-19: testing by laboratory

Data through Apr 22, 2021 verified as of Apr 23, 2021 at 09:25 AM

Data in this report are provisional and subject to change.

The numbers in the table below represent the number of Florida and non-Florida residents for whom test results were received by the Department of Health. A person can be tested by more than one laboratory and can have both positive and negative results. **Therefore, the sum of the numbers in each column will be larger than the total number of people tested.**

Reporting lab	Inconclusive	Negative	Positive	Percent positive	Total
MINUTE-CLINIC DIAGNOSTIC OF VIRGINIA, LLC #794		7	1	13%	8
ROBERT WOOD JOHNSON HOSPITAL		7	1	13%	8
CVS NC3319POCT CHARLOTTE		6	2	25%	8
MEDEXPRESS URGENT CARE-PASADENA		8			8
CLAY PRIMARY & FAMILY CARE LLC			8	100%	8
WELLSTAR WEST GEORGIA MEDICAL CENTER		7	1	13%	8
MEDEXPRESS URGENT CARE - MIDLOTHIAN		7	1	13%	8
VERMONT DEPARTMENT OF HEALTH		1	7	88%	8
LAB UNKNOWN		6	2	25%	8
WEST DADE PEDIATRICS			8	100%	8
NEOGENOMICS LABORATORIES, INC		8			8
ALACHUA COUNTY HEALTH DEPARTMENT		1	7	88%	8
FHPG_EXP CARE PALM HARBOR			8	100%	8
SARAH LAWRENCE COLLEGE HEALTH SERVICES		8			8
SOUTHEASTERN PEDIATRIC ASSOCIATES			8	100%	8
ORLANDO FAMILY PHYSICIANS			8	100%	8
BIOTECH PHARMACEUTICAL GROUP LLC			8	100%	8
NASSAU UNIVERSITY MEDICAL CENTER DEPT		7	1	13%	8
SYLVESTER AT PLANTATION LABORATORY		7	1	13%	8
LIFE CARE CITRUS COUNTY			8	100%	8
HEALTHPARK MEDICAL CTR NURSING SVC		8			8
ALL CHILDREN'S HOSPITAL DEPT OF GENERAL PEDIATRICS			8	100%	8
NORTHSIDE GWINNETT HOSPITAL		7	1	13%	8
CVS M08556POCT KANSAS CITY		7	1	13%	8
CVS HEALTH, #1994		6	2	25%	8
CVS IN3975POCT JEFFERSONVILLE		5	3	38%	8
WELLIGENT		1	7	88%	8
Florida Clinical Laboratory		1	7	88%	8
CVS PA1074POCT KENNETT SQUARE		7	1	13%	8
HUNTINGTON VILLAGE URGENT CARE		8			8
HEALTHMARK REGIONAL HOSPITAL LAB		4	4	50%	8
CVS MINUTE CLINIC DIAGNOSTIC OF NEW JERSEY		8			8
BEECHTREE MOLECULAR LAB LLC			8	100%	8
MID-HUDSON VALLEY DIVISION OF WESTCHESTER MEDICAL		8			8
NELSON BIOLOGICAL			7	100%	7
PERSONAL PHYSICIAN CARE PA			7	100%	7
NEMOURS CHILDREN'S HOSPITAL			7	100%	7
RIVER OAKS TREATMENT CENTER			7	100%	7
MEDEXPRESS URGENT CARE-NESHANNOCK TWP		6	1	14%	7
AVON PARK PEDIATRICS			7	100%	7
OPTUM PRIMARY CARE - FOUNTAIN OAKS		3	4	57%	7
TERENCE B MITCHELL MD, INC		3	4	57%	7
CVS GA7064POCT STOCKBRIDGE		7			7
WYOMING COUNTY COMMUNITY HOSPITAL LABORATORY		7			7
MINUTECLINIC DIAGNOSTIC OF RHODE ISLAN		7			7
CVS NY549POCT RIDGEWOOD		4	3	43%	7
MINUTECLINIC, LLC #03965		7			7

COVID-19: testing by laboratory

Data through Apr 22, 2021 verified as of Apr 23, 2021 at 09:25 AM

Data in this report are provisional and subject to change.

The numbers in the table below represent the number of Florida and non-Florida residents for whom test results were received by the Department of Health. A person can be tested by more than one laboratory and can have both positive and negative results. **Therefore, the sum of the numbers in each column will be larger than the total number of people tested.**

Reporting lab	Inconclusive	Negative	Positive	Percent positive	Total
EASTERN FLORIDA STATE COLLEGE – PALM BAY CAMPUS□			7	100%	7
IAN C BOYKIN MD		4	3	43%	7
PEDIATRICS OF CENTRAL FLORIDA		5	2	29%	7
ECLRS		2	5	71%	7
FLORIDA SCHOOL FOR THE DEAF AND THE BLIND			7	100%	7
MINUTECLINIC, LLC #1796		6	1	14%	7
CVS GA2236POCT WOODSTOCK		7			7
MEDEXPRESS URGENT CARE - WILLIAMSPORT		6	1	14%	7
PM PEDIATRICS OF BAYSIDE PLLC		7			7
MINUTECLINIC DIAG OF IND LLC #6998		6	1	14%	7
MARCO ISLAND MEDICAL CENTER			7	100%	7
TREASURE COAST INFECTIOUS DISEASE CONSULTANTS		4	3	43%	7
LIZS ADULT CARE		7			7
DANIEL M LIBBY MD PLLC		7			7
BROOKDALE LAKE ORIENTA			7	100%	7
NORTH FLORIDA MEDICAL CENTERS INC		1	6	86%	7
FLORIDA PREMIER MEDICAL CARE PA			7	100%	7
VICTORIAN MANOR		2	5	71%	7
MINUTECLINIC DIAGNOSTIC OF KANSAS PA		7			7
CVS MA1022POCT CAMBRIDGE		7			7
SV DIAGNOSTIC LAB			7	100%	7
MIAMI BEACH COMMUNITY HEALTH CENTER INC			7	100%	7
LOUISIANA DEPT OF HEALTH			7	100%	7
FLORIDA CANCER SPECIALISTS & RESEARCH INSTITUTE		6	1	14%	7
CVS OH6123POCT CINCINNATI		5	2	29%	7
STATEN ISLAND CHAI CARE		6	1	14%	7
CVS OH3080POCT HUBER HEIGHTS		6	1	14%	7
MINUTECLINIC DIAGNOSTIC OF OHIO #2964		7			7
LEE COUNTY HEALTH DEPARTMENT		4	3	43%	7
PURECARE PHARMACY		6	1	14%	7
MEDEXPRESS URGENT CARE - STATE COLLEGE		5	2	29%	7
LAKE CITY CORRECTIONAL FACILITY			7	100%	7
ST. LUCIE COUNTY HEALTH DEPARTMENT		5	2	29%	7
AHMG LAKE NONA PRIMARY CARE		7			7
GRACE WELLNESS CENTER LLC		6	1	14%	7
HENDRY/GLADES COUNTY HEALTH DEPARTMENT		6	1	14%	7
YAZJI PEDIATRIC CARE LLC DBA TUKA PEDIATRICS			7	100%	7
MEDEXPRESS URGENT CARE-MUNCIE		7			7
CARESOUTH HHA HOLDINGS OF TALLAHASSEE LLC		7			7
KENDALL REGIONAL MEDICAL CNTR			7	100%	7
SCHOOL OF PHARMACY AND PHARMACEUTICAL		7			7
CVS MA6505POCT NEWTON		7			7
CVS TX4397POCT CYPRESS		7			7
EXPICARE NURSING AGENCY, INC		5	2	29%	7
Centrastate Medical Center		6	1	14%	7
SUNSHINE STATE DIALYSIS			7	100%	7
TRUE HEALTH DIAGNOSTICS		1	6	86%	7

COVID-19: testing by laboratory

Data through Apr 22, 2021 verified as of Apr 23, 2021 at 09:25 AM

Data in this report are provisional and subject to change.

The numbers in the table below represent the number of Florida and non-Florida residents for whom test results were received by the Department of Health. A person can be tested by more than one laboratory and can have both positive and negative results. **Therefore, the sum of the numbers in each column will be larger than the total number of people tested.**

Reporting lab	Inconclusive	Negative	Positive	Percent positive	Total
SOUTHEAST GEORGIA HEALTH SYSTEM, INC D		7			7
BRADENTON PHYSICIANS MEDICAL CENTER			7	100%	7
TESTD			7	100%	7
NU WAVE MEDICAL CENTER			7	100%	7
CVS IL8747POCT CHICAGO		7			7
ENTRUST IMMEDIATE CARE			7	100%	7
IXI WELLNESS DALLAS, LLC		7			7
AFC/DOCTORS EXPRESS NORTH BERGEN		5	2	29%	7
ABBEEY MANOR RETIREMENT RESIDENCE INC		7			7
MINUTECLINIC DIAG OF IND LLC #8651		6	1	14%	7
FIRST PHYSICIANS GROUP - LORRAINE CORNERS		7			7
MINUTE CLINIC LLC #1909		7			7
CVS NV9841POCT RENO		4	3	43%	7
SUPERIOR RESIDENCES AT CALA HILLS		7			7
LEPE'S HOUSE			7	100%	7
FLORIDA DIGESTIVE AND LIVER SPECIALIST		7			7
MEDEXPRESS URGENT CARE - STAUNTON		3	4	57%	7
PEDIATRICS URGENT CARE, LLC			7	100%	7
ST CHARLES BEND LABORATORY		6	1	14%	7
GALLUP INDIAN MEDICAL CENTER		7			7
GRACE REHABILITATION CENTER OF VERO BEACH		4	3	43%	7
GEISINGER MEDICAL CENTER		2	5	71%	7
DOCTORS CLINICAL LABORATORY, INC		5	2	29%	7
New York Harbor Harbor HCS - Brooklyn Campus		7			7
OCALA FAMILY MEDICAL CENTER		7			7
EL PARAISO HOME INC		7			7
Robert Wood Johnson University Hospital		5	2	29%	7
JUPITER ISLAND PUBLIC SAFETY		5	2	29%	7
MINUTECLINIC DIAGNOSTIC OF SC, LLC #4		7			7
SARASOTA PERSONAL MEDICINE		5	2	29%	7
LAWTON CHILES HEALTH CENTER		1	6	86%	7
DELAWARE DEPARTMENT OF HEATH		6	1	14%	7
OWL NOW URGENT CARE			7	100%	7
MC DIAGNOSTIC OF CONNECTICUT, PC #114		7			7
CVS NM8918POCT ALBUQUERQUE		7			7
EMBRY-RIDDLE AERONAUTICAL UNIVERSITY HEALTH			7	100%	7
DALLAS COUNTY HEALTH AND HUMAN SERVICES			7	100%	7
Thermopolis Rehabilitation Wellness		7			7
FRESENIUS KIDNEY CARE FORT WALTON BEACH			7	100%	7
PENN MEDICINE PRINCETON MEDICAL CENTER		6	1	14%	7
WEXFORD HEALTH SOURCES INC		7			7
CVS PHARMACY #8800		5	2	29%	7
MINUTECLINIC DIAGNOSTIC OF OHIO #6147		6	1	14%	7
MAXHEALTH		5	2	29%	7
TRINITY PEDIATRICS			7	100%	7
NYU WINTHROP HOSPITAL PATHOLOGY		7			7
CVS MINUTE CLINIC DIAG OF IND LLC #5206		6	1	14%	7

COVID-19: testing by laboratory

Data through Apr 22, 2021 verified as of Apr 23, 2021 at 09:25 AM

Data in this report are provisional and subject to change.

The numbers in the table below represent the number of Florida and non-Florida residents for whom test results were received by the Department of Health. A person can be tested by more than one laboratory and can have both positive and negative results. **Therefore, the sum of the numbers in each column will be larger than the total number of people tested.**

Reporting lab	Inconclusive	Negative	Positive	Percent positive	Total
ADVENT HEALTH APOPKA		3	4	57%	7
Lenox on the Lake			7	100%	7
MEDEXPRESS URGENT CARE PORT HURON		6	1	14%	7
FLORIDA HOSPITAL APOPKA		6	1	14%	7
MEDEXPRESS URGENT CARE - GLENDALE		7			7
MEDEXPRESS URGENT CARE - HOLLINS		7			7
MEDEXPRESS URGENT CARE - BLUEFIELD		6	1	14%	7
FLORIDA HOSPITAL KISSIMMEE		4	3	43%	7
GENTRY PARK ORLANDO ASSISTED LIVING		6	1	14%	7
COMPASSION PEDIATRICS		3	4	57%	7
QUE		4	3	43%	7
Rutgers Health Rwj University Hospital - Laboratory		4	3	43%	7
COMPLETE FAMILY CARE, LLC/UNIVERSITY OF SAINT MARY		7			7
KANSAS DEPARTMENT OF HEALTH		2	5	71%	7
SKR MEDICAL ADVISORS		7			7
EMORY JOHNS CREEK HOSPITAL		7			7
MY WELLNESS EXPRESS			7	100%	7
ADVENTHEALTH MEDICAL GROUP INTERNAL MEDICINE AT		2	5	71%	7
PROVIDENCE LABORATORY SERVICES		7			7
SOUTH COM HEALTH CLINIC, DEPT. OF THE ARMY		7			7
LISTENING DOCTOR PLLC, THE		1	6	86%	7
DOCTOR'S IN-HOUSE LAB/COMMUNITY HEALTH CENTERS OF PINELLAS -PINELLAS P			7	100%	7
GULF COAST PEDIATRICS OF SARASOTA PA		1	6	86%	7
NORTHERN DUTCHESS HOSPITAL LABORATORY		5	2	29%	7
LEVY COUNTY SHERRIF'S DEPT			7	100%	7
HEALTH CARE LABORATORY SERVICES		1	6	86%	7
HOLY GARDEN ALF, INC.		7			7
BROWNE MEDICAL LLC		5	2	29%	7
PENINSULA CARE AND REHABILITATION CENTER			7	100%	7
GREENVILLE MEMORIAL HOSPITAL LAB			7	100%	7
DASCENA LABORATORY			7	100%	7
FAMILY MEDICINE MEDICAL DRIVE		7			7
HEARTLAND PEDIATRICS OF LAKE PLACID			7	100%	7
MINUTECLINIC, LLC #1452		7			7
CRESTWOOD MEDICAL CENTER		5	2	29%	7
WILDLIGHT LAB			7	100%	7
CENTREX CLINICAL LABS INC		7			7
BALTIMORE CITY HEALTH DEPT COMMUNICABLE DISEASES AND EPIDEMIOLOGY			7	100%	7
DOTHAN WEST FAMILY MEDICINE		5	2	29%	7
PANCARE HEALTH - KATE SMITH ELEMENTARY		1	6	86%	7
EAST GEORGIA REGIONAL MEDICAL CENTER		6	1	14%	7
LONGWOOD FAMILY MEDICINE		1	6	86%	7
MINUTE CLINIC DIAGNOSTIC OF VIRGINIA, LLC #7543		7			7
WATAUGA MEDICAL CENTER		4	3	43%	7
PANCARE HEALTH - HOSFORD SCHOOL			7	100%	7
EAST SIDE CLINICAL LABORATORY		5	2	29%	7
OCALA REGIONAL KIDNEY CENTER EAST		2	5	71%	7

COVID-19: testing by laboratory

Data through Apr 22, 2021 verified as of Apr 23, 2021 at 09:25 AM

Data in this report are provisional and subject to change.

The numbers in the table below represent the number of Florida and non-Florida residents for whom test results were received by the Department of Health. A person can be tested by more than one laboratory and can have both positive and negative results. **Therefore, the sum of the numbers in each column will be larger than the total number of people tested.**

Reporting lab	Inconclusive	Negative	Positive	Percent positive	Total
PALM GARDEN OF SUN CITY			7	100%	7
HELIX MEDICAL CENTERS		1	6	86%	7
CVS CA9721POCT ARCADIA		7			7
OHIO DEPARTMENT OF HEALTH			7	100%	7
Highland Pines Health and Rehab		7			7
CARENOW URGENT CARE-SOUTHLAKE			7	100%	7
CVS OH3458POCT BEAVERCREEK		7			7
CARENOW URGENT CARE-MADISON		7			7
CVS NC2313POCT RALEIGH		6	1	14%	7
MAINE DEPARTMENT OF HEALTH AND HUMAN SERVICES			7	100%	7
KEYSTONE PLACE AT NAPLES PRESERVE		4	3	43%	7
MEDEXPRESS URGENT CARE-DUBOIS		7			7
IRL MARKET LAB			7	100%	7
CVS PA813POCT RICHBORO		7			7
Parkside Villa		7			7
MINUTE CLINIC DIAGNOSTIC OF PENNSYLVANIA		7			7
MANATEE PEDIATRICS			7	100%	7
CVS TN4624POCT KNOXVILLE		6	1	14%	7
Ocoee Health Care Center		7			7
WOMENS CARE FLORIDA LLC		5	2	29%	7
GAINESVILLE PEDIATRIC ASSOCIATES		1	6	86%	7
NOVANT HEALTH INPATIENT CARE		2	5	71%	7
LYNMOORE,THE		7			7
MINUTECLINIC DIAG OF IND LLC #1138		6	1	14%	7
MINUTECLINIC DIAG OF IND, LLC #6648		5	2	29%	7
DIAGNOSTIC & MEDICAL SPECIALISTS OF GREENWICH		5	2	29%	7
LPG PRIMARY CARE AT LABELLE		6	1	14%	7
MEDEXPRESS URGENT CARE - HOT SPRINGS		7			7
GENTLE MEDICINE ASSOCIATES / DR. REGINE BATAILLE		6			6
HUNTERS CREEK PEDIATRICS		6			6
BOCA VIPEDIATRICS			6	100%	6
NON-US			6	100%	6
CVS MA2401POCT MARSHFIELD		5	1	17%	6
BETHESDA COMMUNITY HEALTH CENTER			6	100%	6
CVS SC5479POCT INDIAN LAND		6			6
URGENT CARE HOUSECALLS PA		5	1	17%	6
MINUTECLINIC DIAG OF IND, LLC #10190		5	1	17%	6
LPG COCONUT POINT - FAMILY/ INTERNAL MEDICINE		6			6
Enterprise Health and Rehabilitation Center		6			6
PRINCETON BMC LABORATORY		6			6
URGENT TEAM - MUSCLE SHOALS		6			6
LOS ALAMOS NATIONAL LABORATORY		6			6
FLORIDA DEPARTMENT OF HEALTH IN SARASOTA COUNTY		5	1	17%	6
CHILDREN'S HOSPITAL OF PHILADELPHIA		5	1	17%	6
MEDEXPRESS URGENT CARE MURRYSVILLE		4	2	33%	6
MINUTECLINIC DIAGNOSTICS OF IND LLC		3	3	50%	6
SHEEPSHEAD BAY URGENT CARE		6			6

COVID-19: testing by laboratory

Data through Apr 22, 2021 verified as of Apr 23, 2021 at 09:25 AM

Data in this report are provisional and subject to change.

The numbers in the table below represent the number of Florida and non-Florida residents for whom test results were received by the Department of Health. A person can be tested by more than one laboratory and can have both positive and negative results. **Therefore, the sum of the numbers in each column will be larger than the total number of people tested.**

Reporting lab	Inconclusive	Negative	Positive	Percent positive	Total
DEPARTMENT OF HEALTH AND HUMAN SERVICES DIVISION OF BEHAVIORAL HEALTH		1	5	83%	6
UT SOUTHWESTERN MEDICAL CENTER			6	100%	6
TIMBER CREEK PEDIATRICS		6			6
CVS PA1296POCT DREXEL HILL		4	2	33%	6
CVS IN6713POCT BLOOMINGTON		6			6
BAYSHORE POINTE NURSING AND REHAB CENTER			6	100%	6
LEHIGH REGIONAL MEDICAL CENTER LABORATORY		3	3	50%	6
AMERICAN MEDICAL RESPONSE - DENVER		3	3	50%	6
BETH ISRAEL DEACONESS MEDICAL CENTER			6	100%	6
ADVENTHEALTH MEDICALGROUP PEDIATRICS AT ORLANDO		6			6
HELIX KH UC		1	5	83%	6
BENEVA LAKES HEALTHCARE & REHAB CENTER			6	100%	6
Madison Health & Rehabilitation		6			6
CVS MINUTE CLINIC DIAGNOSTIC OF TEXAS		5	1	17%	6
SAINT PETER'S UNIVERSITY HOSPITAL		6			6
PALM HARBOR DERMATOLOGY		4	2	33%	6
CVS NATIONAL HARBOR MD2297714CV		6			6
FIRST COAST CARDIOVASCULAR INSTITUTE PA			6	100%	6
MARSHALL MEDICAL CENTER SOUTH LAB		5	1	17%	6
CVS TX1104POCT ALLEN		6			6
LAKEVIEW TERRACE HOME HEALTH SERVICES LLC			6	100%	6
PHOEBE PUTNEY MEMORIAL HOSPITAL		6			6
MEDEXPRESS URGENT CARE - ELM GROVE		5	1	17%	6
GUTHRIE MEDICAL GROUP LABORATORIES		6			6
REDMED OF CROSSTOWN		3	3	50%	6
ENIGMA DIAGNOSTIC, INC.			6	100%	6
INDIANA STATE DEPARTMENT OF HEALTH LABORATORIES			6	100%	6
MARTHA A PRICE MD PA		3	3	50%	6
PATHGROUP LABS, LLC		4	2	33%	6
PARADIGM LABORATORIES			6	100%	6
CVS SC5550POCT CLOVER		5	1	17%	6
MEDEXPRESS URGENT CARE - WEIRTON		6			6
PUBLIC HEALTH LAB		6			6
CVS NJ2815POCT E BRUNSWICK		4	2	33%	6
MINUTECLINIC 7196		5	1	17%	6
CORONA NYC LAB		6			6
CVS IN6654POCT INDIANAPOLIS		5	1	17%	6
ASCENSION ST VINCENT'S CLAY COUNTY			6	100%	6
UNILAB OF DADE INC			6	100%	6
PROHEALTH MED		1	5	83%	6
MEDEXPRESS URGENT CARE-SCOTT TOWNSHIP		5	1	17%	6
CVS NC5532POCT SUMMERFIELD		6			6
MEDEXPRESS URGENT CARE, CHAMBERSBURG		5	1	17%	6
BROOKDALE CLERMONT			6	100%	6
HEARTLAND HOME HEALTH CARE		6			6
VIERA PEDIATRICS		1	5	83%	6
MEDEXPRESS URGENT CARE SHADYSIDE		5	1	17%	6

COVID-19: testing by laboratory

Data through Apr 22, 2021 verified as of Apr 23, 2021 at 09:25 AM

Data in this report are provisional and subject to change.

The numbers in the table below represent the number of Florida and non-Florida residents for whom test results were received by the Department of Health. A person can be tested by more than one laboratory and can have both positive and negative results. **Therefore, the sum of the numbers in each column will be larger than the total number of people tested.**

Reporting lab	Inconclusive	Negative	Positive	Percent positive	Total
REVA INC		2	4	67%	6
TAMIAMI LAB MILLENIUM			6	100%	6
CVS MI8049POCT WATERFORD		5	1	17%	6
RIVER CITY PRIMARY AND URGENT CARE			6	100%	6
SANTOS REHABILITATION CENTER INC			6	100%	6
ELITE MD GROUP INC		2	4	67%	6
PALMETTO HEALTH ALLIANCE		3	3	50%	6
MEDEXPRESS - NEWARK		6			6
CVS TX10140POCT THE WOODLANDS		5	1	17%	6
MALABAR FAMILY PRACTICE		3	3	50%	6
CVS OH2518POCT COLUMBUS		5	1	17%	6
CLINICAL CARE ASSOCIATES			6	100%	6
CVS IN8669POCT INDIANAPOLIS		5	1	17%	6
CONCENTRA			6	100%	6
THE PALMS REHABILITATION AND HEALTHCARE CENTER		5	1	17%	6
UT MEMPHIS UNIVERSITY HEALTH SERVICES			6	100%	6
BAYCARE ALLIANT HOSPITAL			6	100%	6
FYZAMEDICAL, LLC		6			6
PROGRESS PHARMACY INC		1	5	83%	6
CVS TX8322POCT AUSTIN		6			6
JERSEY SHORE MEDICAL CENTER		6			6
LRHS Southeastern University		4	2	33%	6
MEDICAL CENTER AT OCEAN REEF		1	5	83%	6
CAREWELL 301 - WARWICK			6	100%	6
MCKENZIE-WILLAMETTE MEDICAL CENTER LAB		6			6
MEDEXPRESS URGENT CARE - WAXAHACHIE, N HIGHWAY 77		4	2	33%	6
MINUTECLINIC DIAGNOSTIC OF TN PC #442		4	2	33%	6
AARK LABORATORY		6			6
MINUTECLINIC DIAGNOSTIC OF KENTUCKY		6			6
TRUSTBRIDGE			6	100%	6
CENTRAL JERSEY URGENT CARE OF BROWN MI		6			6
ADVENT HEALTH - TUSKAWILLA		4	2	33%	6
Northwell Lab		2	4	67%	6
ALL4KIDZ PEDIATRICS LLC		3	3	50%	6
CELAL GUROL ERBAY, MD			6	100%	6
PLEASANTVILLE OF SEBASTIAN LLC			6	100%	6
MERCY COLLEGE HEALTH OFFICE		6			6
ADVENTHEALTH CELEBRATION EMPLOYEE CLINIC		6			6
DEPARTMENT OF HEALTH AND HUMAN SERVICES STATE OF NEW HAMPSHIRE			6	100%	6
FLORIDA WOMAN CARE LABORATORY			6	100%	6
DIXIE COUNTY EMERGENCY SERVICES			6	100%	6
URGENT TEAM - NASHVILLE		5	1	17%	6
FLORIDA HEALTHCARE OF ORLANDO		1	5	83%	6
PREMIER FAMILY HEALTH PA			6	100%	6
LEWIS COUNTY MANOR		6			6
ANTHONY-BROWN PHARMACY		6			6
MEDEXPRESS URGENT CARE - IRVING		6			6

COVID-19: testing by laboratory

Data through Apr 22, 2021 verified as of Apr 23, 2021 at 09:25 AM

Data in this report are provisional and subject to change.

The numbers in the table below represent the number of Florida and non-Florida residents for whom test results were received by the Department of Health. A person can be tested by more than one laboratory and can have both positive and negative results. **Therefore, the sum of the numbers in each column will be larger than the total number of people tested.**

Reporting lab	Inconclusive	Negative	Positive	Percent positive	Total
FLORIDA MEDICAL SPECIALISTS		2	4	67%	6
ARLINGTON OF NAPLES		6			6
MCR HEALTH LAWTON CHILES ADMINISTRATION STE A		1	5	83%	6
UPMC HEALTH SYSTEM		4	2	33%	6
SOUTHEASTERN DERMATOLOGY GROUP PA		5	1	17%	6
MINUTECLINIC #2797		6			6
PELICAN LANDING		1	5	83%	6
MANATEE MEMORIAL HOSPITAL CLINICAL LABORATORY			6	100%	6
CELEBRATION PEDIATRICS PA			6	100%	6
AMERICAN HEALTH ASSOC. LABORATORY SOUTH		4	2	33%	6
MEDEXPRESS URGENT CARE-PITTSFIELD		6			6
MEDEXPRESS URGENT CARE - LEDGEWOOD		5	1	17%	6
CAMELLIA AT DEERWOOD		2	4	67%	6
CVS TX7821POCT LEAGUE CITY		6			6
PANCARE HEALTH - ALTHA PUBLIC			6	100%	6
CAPITAL HEALTH PLAN LABORATORIES			6	100%	6
GENESIS FAMILY PRACTICE		3	3	50%	6
CVS NC6402POCT DAVIDSON		4	2	33%	6
MINUTECLINIC DIAGNOSTIC OF VIRGINIA, LLC		6			6
DOCTORS OFFICE OF NEW JERSEY		6			6
VALSPAR CHAMPIONSHIP		6			6
ALLEGRO FLEMING ISLAND		1	5	83%	6
MOUNT SINAI BROOKLYN LABORATORY		5	1	17%	6
FLORIDA DEPARTMENT OF HEALTH IN MIAMI DADE COUNTY		5	1	17%	6
WG WINDSOR WOODS SH LLC		6			6
MERCY URGENT CARE			6	100%	6
FAMILY TREE PRIMARY CARE		5	1	17%	6
UNIVERISTY OF MIAMI			6	100%	6
XPRESS URGENT CARE LLC		6			6
HOLLY HILL HOME INFUSION SERVICE		5	1	17%	6
WIREGRASS MEDICAL CENTER			6	100%	6
BROWARD TRANSITIONAL CENTER			6	100%	6
CVS MA1852POCT MEDWAY		6			6
MEDEXPRESS URGENT CARE - HUNTINGTON WE		6			6
DISCOVERY VILLAGE AT DEERWOOD			6	100%	6
VILLAGES HEALTH, THE		4	2	33%	6
COVID RAPID LABS		1	5	83%	6
ADVENTHEALTH CAR CENTER APOPKA			6	100%	6
FLORIDA DEPARTMENT OF HEALTH SEMINOLE COUNTY		1	5	83%	6
CVS NH6596POCT HAMPTON		6			6
SANITAS LAUDERDALE LAKES			6	100%	6
FAMILY CARE MEDICAL CENTER			6	100%	6
AMERICAN EAGLE LEESBURG AL LLC DBA VISTA LAKE			6	100%	6
CITIZENS BAPTIST MEDICAL CENTERS LAB		5	1	17%	6
ELITE MEDICAL CENTER		1	5	83%	6
BOONE DRUG & HEALTHCARE AT DEERFIELD			6	100%	6
ATLANTIC COMMUNITY HIGH SCHOOL		5	1	17%	6

COVID-19: testing by laboratory

Data through Apr 22, 2021 verified as of Apr 23, 2021 at 09:25 AM

Data in this report are provisional and subject to change.

The numbers in the table below represent the number of Florida and non-Florida residents for whom test results were received by the Department of Health. A person can be tested by more than one laboratory and can have both positive and negative results. **Therefore, the sum of the numbers in each column will be larger than the total number of people tested.**

Reporting lab	Inconclusive	Negative	Positive	Percent positive	Total
PRESBYTERIAN HOME		6			6
MIAMI RESCUE MISSION CLINIC INC			6	100%	6
DAVISON HEALTH CENTER WESLEYAN UNIVERS		6			6
MEDEXPRESS URGENT CARE - PRINCETON		5	1	17%	6
CVS PA1379POCT LANSDALE		5	1	17%	6
TULLAHOMA HMA, LLC		5	1	17%	6
WELLSTAR ATLANTA MEDICAL CENTER LABORA		5	1	17%	6
QUICK CARE MED WALK IN AND URGENT CARE			6	100%	6
SOUTHERN OCEAN MEDICAL CENTER		6			6
FLEET LANDING			6	100%	6
PENN NURSING CENTER		6			6
RAPID MEDLAB (004MO)		5	1	17%	6
BNR PHARMACY INC		6			6
UW MEDICINE VIROLOGY LAB			6	100%	6
NORTH FLORIDA PEDIATRICS JASPER			6	100%	6
CURATIVE CARE CENTER INC		1	5	83%	6
MINUTECLINIC MINUTECLINIC #3665		6			6
CDRX INFUSION			6	100%	6
Advanced Care Center			6	100%	6
CVS NV2928POCT LAS VEGAS		6			6
IVY ROSEN MD PLLC		6			6
BROWARD COUNTY HEALTH DEPT.			6	100%	6
ADVANCED URGENT CARE OF MARATHON		1	5	83%	6
RURAL HEALTH CARE INC			6	100%	6
MAXCARE CLINIC			6	100%	6
MINUTECLINIC, LLC #07852		5	1	17%	6
CVS PA5241POCT CHALFONT		6			6
TALLAHASSEE MEMORIAL HEALTHCARE			6	100%	6
UF HEALTH PATHOLOGY LABORATORIES			6	100%	6
Kroger 673 - The Little Clinic Dallas		5	1	17%	6
MEDEXPRESS URGENT CARE-HERSHEY		5	1	17%	6
CVS KY4779POCT LOUISVILLE		4	2	33%	6
JOSEF SCHENKER, MD, PC		6			6
EXCEL URGENT CARE OF PARAMUS LLC		6			6
WAKEMED		1	5	83%	6
OVIEDO CHILDRENS HEALTH CENTER LLC		1	5	83%	6
TEXAS MEDCLINIC			6	100%	6
CENTRAL FLORIDA PRIMARY CARE			6	100%	6
Hiawatha Care Center		6			6
CVS TX2263POCT SAN ANTONIO		6			6
OURMED		5	1	17%	6
LUMADOC HEALTH		4	2	33%	6
ORLANDO HEALTH PHYSICIAN GROUP			6	100%	6
NEUROSCIENCE AND SPINE ASSOCIATES, PL		5	1	17%	6
UNILAB		2	4	67%	6
CVS MA957POCT WEST SPRINGFIELD		6			6
Kennedy University Hospital		5	1	17%	6

COVID-19: testing by laboratory

Data through Apr 22, 2021 verified as of Apr 23, 2021 at 09:25 AM

Data in this report are provisional and subject to change.

The numbers in the table below represent the number of Florida and non-Florida residents for whom test results were received by the Department of Health. A person can be tested by more than one laboratory and can have both positive and negative results. **Therefore, the sum of the numbers in each column will be larger than the total number of people tested.**

Reporting lab	Inconclusive	Negative	Positive	Percent positive	Total
MILLER COUNTY HOSPITAL		6			6
THE WINDSOR OF OCALA		2	4	67%	6
PR HEALTH		1	5	83%	6
MINUTECLINIC MINUTECLINIC #921		6			6
CALIFORNIA DEPARTMENT OF PUBLIC HEALTH		1	5	83%	6
MEDEXPRESS URGENT CARE - MBURG COMMONS		5	1	17%	6
Bon Secours Place		5	1	17%	6
PHYSICIANS URGENT CARE BERRY FARMS		4	2	33%	6
THE CLINIC PREMISE HEALTH			6	100%	6
MINUTECLINIC LLC #5041		2	4	67%	6
MEDI PARTNERS OF S FLORIDA LLC		6			6
COMPUNET CLINICAL LAB			6	100%	6
Oakwood - North Baldwins Center for Living		6			6
COVID TESTING LLC			6	100%	6
MD NOW MEDICAL CENTER			6	100%	6
CVS MD1515POCT LEONARDTOWN		4	1	20%	5
CVS SC1540POCT MYRTLE BEACH		4	1	20%	5
MINUTECLINIC DIAGNOSTIC OF OHIO #6139		5			5
SOUTH BEND MEDICAL FOUNDATION			5	100%	5
REHABILITATION CENTER AT JUPITER GARDENS		5			5
COPELAND MEDICAL CLINIC		3	2	40%	5
MINNESOTA DEPARTMENT OF HEALTH PUBLIC HEALTH LABORATORY DIVISION	1		4	80%	5
AUGUSTA HEALTH			5	100%	5
MINUTE CLINIC LLC #1831		5			5
USCG SECTOR ST PETE		1	4	80%	5
Kroger 449 - The Little Clinic Mountain Park		4	1	20%	5
PIEDMONT HENRY HOSPITAL, INC		5			5
THONOTOSASSA COMMUNITY HEALTH CENTER		1	4	80%	5
DOCTORS HOSPITAL LAB MEDICAL OFFICE BUILDING			5	100%	5
MEDEXPRESS URGENT CARE - WILKES BARRE		4	1	20%	5
EGL GENETICS DIAGNOSTICS			5	100%	5
FAMILY TREE DNA			5	100%	5
LAKE NONA PEDIATRICS IN ASSOCIATION WITH NEMOURS		5			5
NORTHPORT MEDICAL CENTER LAB		5			5
BAYCARE MEDICAL GROUP, INC		5			5
ADVENT HEALTH MEDICAL GROUP		4	1	20%	5
CVS MA507POCT LEOMINSTER		4	1	20%	5
PEDIATRIC URGENT HEALTH CARE			5	100%	5
ST VINCENTS AMBULATORY CARE INC		3	2	40%	5
TIFT REGIONAL HLTH SYSTEM, INC DBA SOU		5			5
AHC Decatur County		5			5
RIVERVIEW ALF OPERATOR LLC			5	100%	5
MINUTECLINIC DIAG OF IND, LLC #8645		5			5
EASTCHESTER PEDIATRIC MEDICAL GROUP		5			5
Army Residence Community		5			5
MINUTECLINIC DIAG OF IND, LLC #6910		5			5
SAFETY HARBOR SENIOR LIVING			5	100%	5

COVID-19: testing by laboratory

Data through Apr 22, 2021 verified as of Apr 23, 2021 at 09:25 AM

Data in this report are provisional and subject to change.

The numbers in the table below represent the number of Florida and non-Florida residents for whom test results were received by the Department of Health. A person can be tested by more than one laboratory and can have both positive and negative results. **Therefore, the sum of the numbers in each column will be larger than the total number of people tested.**

Reporting lab	Inconclusive	Negative	Positive	Percent positive	Total
HENDRY REGIONAL CONVENIENT CARE CENTER			5	100%	5
CLEVELAND CLINIC MARTIN HEALTH NURSING & RESTORATIVE		5			5
MEDEXPRESS - NEW CASTLE, DUPONT HWY		4	1	20%	5
JOHN T MACKAY MD			5	100%	5
PEDIATRICS OF ALTAMONTE		5			5
CVS TN7698POCT KNOXVILLE		5			5
FIFTH AVENUE PEDIATRICS		3	2	40%	5
CVS TX5877POCT PEARLAND		5			5
LAKE COUNTY DETENTION CENTER		3	2	40%	5
ELITE CARE			5	100%	5
CLINICAL PATHOLOGY LABORATORIES			5	100%	5
PATIENT FIRST - LEESBURG			5	100%	5
FALLSBURG CHAI		5			5
MINUTECLINIC, LLC (CLINIC 10928)		5			5
PEDIATRICS OF CENTRAL FLORIDA – POINCIANA		3	2	40%	5
NORTHSIDE MEDICAL CENTER		5			5
NORTH DADE NURSING AND REHABILITATION CENTER			5	100%	5
INNOVATIVE COVID-DIVERSEY			5	100%	5
IMMERSION RESIDENTIAL LLC			5	100%	5
ADVICE FOR OPTIMAL WELLNESS		2	3	60%	5
MEDICAL UNIVERSITY SC HOSPITAL			5	100%	5
MASSASHUSETTS STATE LAB INSTITUTE		2	3	60%	5
CVS NC3853POCT BURLINGTON		4	1	20%	5
LAKELAND VOLUNTEERS IN MEDICINE INC		3	2	40%	5
MEDICAL CENTER OF BLOUNTSTOWN			5	100%	5
CVS MA2172POCT NORTH GRAFTON		5			5
CVS IN6757POCT COLUMBUS		5			5
MEDEXPRESS URGENT CARE - FREDERICK		5			5
CVS MO10053POCT SAINT PETERS		5			5
LAKE MARY HEALTH AND REHABILITATION CENTER		1	4	80%	5
CLINICAL CARE INC			5	100%	5
INTERNAL MEDICINE & PRIMARY CARE ASSOCIATES, PLC			5	100%	5
MD ANDERSON CANCER CENTER DI BAY AREA			5	100%	5
MINUTECLINIC, LLC #7139		5			5
CVS NJ862POCT MARLBORO		5			5
FLAGLER HEALTH SERVICES INC			5	100%	5
INDIAN RIVER PRIMARY CARE PA		5			5
HACKENSACK UNIV MED CTR-PATHOLOGY DEPT		5			5
QUATRACOR PLLC		5			5
NIBHA MEDIRATTA MD PL			5	100%	5
MINUTECLINIC DIAG OF IND, LLC #6553		5			5
FLORIDA CLINICAL LABORATORY - BIOREFERENCE LABORATORIES		2	3	60%	5
Hillspring of Springboro		5			5
MARION COUNTY FIRE RESCUE		3	2	40%	5
FLORIDA PRIMARY CARE AND SPORTS MEDICINE INC		2	3	60%	5
ADVENTHEALTH ORLANDO INTERNATIONAL AIRPORT			5	100%	5
WASHINGTON COLLEGE HEALTH SERVICES		5			5

COVID-19: testing by laboratory

Data through Apr 22, 2021 verified as of Apr 23, 2021 at 09:25 AM

Data in this report are provisional and subject to change.

The numbers in the table below represent the number of Florida and non-Florida residents for whom test results were received by the Department of Health. A person can be tested by more than one laboratory and can have both positive and negative results. **Therefore, the sum of the numbers in each column will be larger than the total number of people tested.**

Reporting lab	Inconclusive	Negative	Positive	Percent positive	Total
WILLOW CREEK RETIREMENT CENTER		5			5
COOPER HOSPITAL/UNIVERSITY MEDICAL		5			5
RIO PINAR HEALTH CARE			5	100%	5
SOUTH FLORIDA FAMILY HEALTH & RESEARCH CTR			5	100%	5
PUTNAM HOSPITAL CENTER LABORATORY		5			5
CVS NV408817POCT LAS VEGAS		1	4	80%	5
BROWARD MEDICAL AND URGENT CARE		5			5
Birchaven		5			5
EAST CENTRAL FLORIDA OUT PATIENT IMAGING			5	100%	5
WILSON PEDIATRICS			5	100%	5
CVS SC4122POCT TAYLORS		5			5
OMNICARE PHARMACY OFTEXAS 1, LP DBA OMNICARE		5			5
CAREHERE LCS- EUSTIS			5	100%	5
FLORIDA HOSPITAL LAKE MARY		5			5
BLUETAIL MEDICAL GROUP, LLC		4	1	20%	5
BIOTECH CLINICAL LABORATORY			5	100%	5
VEIL VALLEY MEDICAL CENTER			5	100%	5
CVS MA394POCT SEEKONK		5			5
CVS CT718POCT ANSONIA		5			5
Life Care Center of Estero			5	100%	5
SONATA VERO BEACH		5			5
PREMIER PEDIATRICS		1	4	80%	5
PREMIER MEDICAL LABORATORY	1	2	2	40%	5
CVS AZ9210POCT SCOTTSDALE		5			5
COLUMBIA MEMORIAL HOSPITAL LABORATORY		5			5
NORTH SHORE HEMATOLOGY-ONCOLOGY ASSOCIATES, PC		5			5
INVESCLINIC US, LLC		5			5
UNIVERISTY OF MEMPHIS ATHLETIC TRAINI		5			5
LIVING WATERS MEDICAL CENTER			5	100%	5
MID - FLORIDA PATHOLOGY LLC		1	4	80%	5
MINUTECLINIC DIAGNOSTIC OF PENNSYLVANIA, LLD #1545		5			5
DELAWARE PUBLIC HEALTH LABORATORY		2	3	60%	5
MED EXPRESS URGENT CARE PC - MARYLAND		4	1	20%	5
HEART OF FLORIDA HEALTH CENTER INC		1	4	80%	5
CLINICAL LABORATORIES OF THE BUFFALO		4	1	20%	5
LAKEVIEW HEALTHCARE SYSTEM LLC			5	100%	5
Edward Hines, Jr. VA Hospital		4	1	20%	5
KEYSTONE REHABILITATION AND HEALTH CENTER		1	4	80%	5
UCF STUDENT HEALTH SERVICES LABORATORY		2	3	60%	5
CYPRESS CREEK MEDICAL CENTER			5	100%	5
NORTHWOOD UNIVERSITY-BENNETT SPORTS CENTER		5			5
MIZELL MEMORIAL HOSPITAL			5	100%	5
CVS MINUTE CLINIC DIAGNOSTIC MED GRP OF CAL		5			5
ST BARNABAS HOSPITAL		5			5
FLORIDA PRIMARY & SPECIALTY CARE		5			5
PINECREST PEDIATRICS GROUP LLC			5	100%	5
MORGAN STANLEY HEALTH CENTER		5			5

COVID-19: testing by laboratory

Data through Apr 22, 2021 verified as of Apr 23, 2021 at 09:25 AM

Data in this report are provisional and subject to change.

The numbers in the table below represent the number of Florida and non-Florida residents for whom test results were received by the Department of Health. A person can be tested by more than one laboratory and can have both positive and negative results. **Therefore, the sum of the numbers in each column will be larger than the total number of people tested.**

Reporting lab	Inconclusive	Negative	Positive	Percent positive	Total
LEVY COUNTY DEPT. OF PUBLIC SAFETY		2	3	60%	5
QUALITY MEDICAL CARE			5	100%	5
CARENOW URGENT CARE - CENTRAL AUSTIN		1	4	80%	5
MINUTECLINIC, LLC #1431		4	1	20%	5
STARMED FAMILY & URGENT CARE			5	100%	5
MIAMI CANCER INSTITUTE			5	100%	5
CITRUS HEALTH NETWORK INC		2	3	60%	5
MEDEXPRESS URGENT CARE - DANVILLE		5			5
DOCS URGENT CARE		1	4	80%	5
HAWTHORNE HEALTH AND REHABILITATION			5	100%	5
BUEN PASTOR MEDICAL CENTER, INC			5	100%	5
PRL NYC PANDEMIC RESPONSE LAB			5	100%	5
CVS MA1095POCT AMHERST		4	1	20%	5
JACKSON SOUTH COMMUNITY HOSPITAL LAB			5	100%	5
ADVANCED HEART CARE OF SOUTH FLORIDA		5			5
WHITE WILSON MEDICAL CENTER - FWB		1	4	80%	5
RUSH UNIVERSITY MEDICAL CENTER LABORATORY			5	100%	5
SPRINGHILL SENIOR RESIDENCE		5			5
MEDEXPRESS URGENT CARE FOX CHAPEL		5			5
PRECISION DIAGNOSTICS INC - NJ		5			5
GENTLE HANDS MOBILE PHLEBOTOMY			5	100%	5
COVENANT COLLEGE HEALTH SERVICES		5			5
NEW YORK PHYSICIANS LLP		5			5
CVS IL8750POCT CHICAGO		3	2	40%	5
MEDEXPRESS - COLLINSVILLE BELT LINE		3	2	40%	5
SIGNATURE URGENT CARE			5	100%	5
BOROPARK URGENT CARE		4	1	20%	5
ARKANSAS DEPARTMENT OF HEALTH			5	100%	5
METHODIST HEALTHCARE UNIVERSITY HOSPIT		5			5
INFECTION CONTROL/ EMPHEALTH		3	2	40%	5
GENEVA GENERAL HOSPITAL LABORATORY		3	2	40%	5
THE UNIVERSITY OF VERMONT MEDICAL CENTER		4	1	20%	5
SJH			5	100%	5
WESTMINSTER SHORES			5	100%	5
CARL R DARNALL ARMY MEDICAL CENTER			5	100%	5
MEDEXPRESS URGENT CARE PLEASANT HILLS		4	1	20%	5
HUNT CLUB MEDICAL CARE			5	100%	5
URGENT CARE COASTAL GA			5	100%	5
BAPTIST HEALTH - TOWN CENTER			5	100%	5
MEDEXPRESS URGENT CARE - BRIDGEVILLE		5			5
CVS PA10034POCT PITTSBURGH		5			5
GRADY MEMORIAL HOSPITAL/MICRO			5	100%	5
ATLANTIC SURGERY CENTER OF JACKSONVILLE BEACH		5			5
CVS MA1845POCT WILMINGTON		4	1	20%	5
MEDEXPRESS URGENT CARE - BECKLEY CROSS		4	1	20%	5
ST JOHNS BIOMEDICAL LAB		5			5
UNC HOSPITAL/MCLENDON CLINICAL LABORATORIES			5	100%	5

COVID-19: testing by laboratory

Data through Apr 22, 2021 verified as of Apr 23, 2021 at 09:25 AM

Data in this report are provisional and subject to change.

The numbers in the table below represent the number of Florida and non-Florida residents for whom test results were received by the Department of Health. A person can be tested by more than one laboratory and can have both positive and negative results. **Therefore, the sum of the numbers in each column will be larger than the total number of people tested.**

Reporting lab	Inconclusive	Negative	Positive	Percent positive	Total
ADVANCED PEDIATRICS OF BOCA LLC			5	100%	5
CVS GA2279POCT SUWANEE		5			5
MEDEXPRESS URGENT CARE - WALDORF, CRAIN HWY		5			5
CVS NC2771POCT CLAYTON		4	1	20%	5
RHEA MEDICAL CENTER		5			5
FINLAY		1	4	80%	5
MENORAH MANOR			5	100%	5
MD NOW MEDICAL CENTER INC			5	100%	5
FLORIDA DEPARTMENT OF HEALTH - INVERNESS		3	2	40%	5
INVERNESS FAMILY CARE HIGH RISK PLLC			5	100%	5
LIFEPLUS HEALTHCARE GROUP INC		5			5
FRESENIUS MEDICAL CARE			5	100%	5
ELDER ALTERNATIVES INC		3	2	40%	5
CVS ME329POCT PORTLAND		5			5
CARENOW URGENT CARE - WINTER SPRINGS		4	1	20%	5
LABS PLUS LLC		5			5
QUINTON MEMORIAL HEALTH CARE CENTER		5			5
PIEDMONT NEWNAN HOSPITAL		4	1	20%	5
Samuel S. Stratton VAMC		5			5
MEDEXPRESS URGENT CARE MARTINSBURG		3	2	40%	5
CHAMPLAIN VALLEY PHYSICIANS HOSPITAL		3	2	40%	5
FHPG FAMILY MEDICAL CENTER OF TAMPA BAY		1	4	80%	5
MINUTECLINIC DIAGNOSTIC OF VIRGINIA, LLC #1980		3	2	40%	5
SOUTHEAST GEORGIA PHYSICIAN ASSOCIATES		4	1	20%	5
RUSSELL SAGE COLLEGE WELLNESS CENTER		5			5
HEALTHCARE NETWORK OF SOUTHWEST FLORIDA			5	100%	5
KETTERING HEALTH			5	100%	5
MEDEXPRESS URGENT CARE- COLUMBIA HEIGH		5			5
ARC POINT LABS OF AUSTIN NORTH			5	100%	5
CFP PHYSICIANS GROUP			5	100%	5
ALLIANCE FOR MULTISPECIALTY RESEARCH		5			5
ATLANTA PLUS URGENT CARE			5	100%	5
BAYSHORE LABORATORY		4	1	20%	5
Kroger 099 - The Little Clinic Fort Collins		5			5
WALGREENS# 00323		5			5
MEDEXPRESS URGENT CARE - LOGAN		5			5
INSTANT MEDICAL CARE CENTER		4	1	20%	5
REELFOOT FAMILY WALK IN CLINIC		4	1	20%	5
WINCHESTER MEDICAL CENTER			5	100%	5
JOE DIMAGGIO CHILDREN'S HOSPITAL		1	4	80%	5
LAFAYETTE NURSING AND REHAB			5	100%	5
SCIENCE CARE			5	100%	5
WELLMED AT FORT PIERCE		3	2	40%	5
CVS PA2688POCT COLLEGEVILLE		5			5
LABCORP UNSPECIFIED		5			5
MEDEXPRESS URGENT CARE LAVALE		5			5
QUEST DIAGNOSTICS PSC		1	4	80%	5

COVID-19: testing by laboratory

Data through Apr 22, 2021 verified as of Apr 23, 2021 at 09:25 AM

Data in this report are provisional and subject to change.

The numbers in the table below represent the number of Florida and non-Florida residents for whom test results were received by the Department of Health. A person can be tested by more than one laboratory and can have both positive and negative results. **Therefore, the sum of the numbers in each column will be larger than the total number of people tested.**

Reporting lab	Inconclusive	Negative	Positive	Percent positive	Total
SEASIDE MANOR			5	100%	5
OCCMED SOLUTIONS		2	3	60%	5
THE LITTLE CLINIC			5	100%	5
RELIANT IMMUNE DIAGNOSTICS			5	100%	5
URGENT MED INC		3	2	40%	5
OPTUMCARE FLORIDA, LLC		3	2	40%	5
CVS CA9606POCT TEMECULA		5			5
PRECISION LABS LLC		2	3	60%	5
ADVENTHEALTH MEDICAL GROUP FAMILY AND INTERNAL		4	1	20%	5
URGENT CARE OF ERWIN		5			5
NOVANT HEALTH UVA		2	3	60%	5
GULF COAST VETERANS HCS PANAMA CITY OPC		5			5
Charles George VAMC		5			5
PIEDMONT HOSPITAL LAB			5	100%	5
CHELSEA NYC LAB		5			5
UNIVERSITY OF MIAMI / SCCC RESEARCH LABORATORY			5	100%	5
XRL SXF REF LAB		5			5
Walker BaptistMedCtr		4	1	20%	5
PICHARDO CLINIC, THE		3	2	40%	5
AEL KNOXVILLE			5	100%	5
ABSOLUTE HEALTH		5			5
EAST BANK HOSPITAL - UNIVERSITY OF MINNESOTA MEDICAL CENTER			5	100%	5
DEPARTMENT OF HEALTH AND HUMAN SERVICES LANSING			5	100%	5
GARDENS PEDIATRICS			5	100%	5
SUTTER TRACY COMMUNITY HOSPITAL			5	100%	5
FORSYTH HOUSE			5	100%	5
POWERS PEDIATRICS			5	100%	5
CVS IN5696POCT FORT WAYNE		5			5
CVS OH3393POCT AURORA		4	1	20%	5
CVS IL8751POCT CHICAGO		5			5
FRANCES WARDE MEDICAL LABORATORY		2	3	60%	5
WATERTOWN URGENT CARE PLLC		5			5
REGIONAL MEDICAL CENTER BAYONET POINT			5	100%	5
MEDICAL CENTER, THE		5			5
WEST PACIFIC MEDICAL LABORATORY			5	100%	5
BROOKDALE NEW PORT RICHEY			5	100%	5
NORTHERN MICHIGAN UNIVERSITY ATHLETICS		5			5
AMAVIDA		5			5
PM PEDIATRICS OF SELDEN		3	2	40%	5
MINUTECLINIC DIAGNOSTIC OF PENNSYLVAN		4	1	20%	5
PRINCIPLE HOSPICE SERVICE, LLC			5	100%	5
MINUTECLINIC DIAG OF IND LLC #6840		5			5
BAPTIST HOSPITAL EMPLOYEE HEALTH OFF			5	100%	5
MINUTECLINIC, DIAGNOSTIC OF TEXAS, LLC		5			5
THE CLINIC OF PEDIATRICS & GI MEDICINE, INC			5	100%	5
FOUNDCARE, INC			5	100%	5
SARASOTA IMMEDIATE CARE			5	100%	5

COVID-19: testing by laboratory

Data through Apr 22, 2021 verified as of Apr 23, 2021 at 09:25 AM

Data in this report are provisional and subject to change.

The numbers in the table below represent the number of Florida and non-Florida residents for whom test results were received by the Department of Health. A person can be tested by more than one laboratory and can have both positive and negative results. **Therefore, the sum of the numbers in each column will be larger than the total number of people tested.**

Reporting lab	Inconclusive	Negative	Positive	Percent positive	Total
NATURE COAST PRIMARY CARE LAB LLC		1	4	80%	5
DISCOVERY VILLAGE AT STUART		2	3	60%	5
FRESENIUS KIDNEY CARE SOUTH ORLANDO			5	100%	5
CVS AZ10150POCT PHOENIX		4	1	20%	5
ENT AND ALLERGY ASSOCIATES OF FLORIDA, LLC			5	100%	5
PHYSICIANS IMMEDIATE CARE ELGIN			5	100%	5
WOODHULL MEDICAL AND MENTAL HEALTH CTR		5			5
Englewood Health Care Center		5			5
NORTHSIDE HOSPITAL- CHEROKEE		4	1	20%	5
LPG PEDIATRICS AT CAPE CORAL		5			5
TANNER MEDICAL CENTER EAST AL		5			5
MEDEXPRESS URGENT CARE HUNTINGTON		5			5
CVS TN6414POCT SMYRNA		3	2	40%	5
DIAGNOSTECHS		4	1	20%	5
CVS OH10893POCT PARMA		2	3	60%	5
MINUTECLINIC # 21110		3	2	40%	5
STEUBEN COUNTY PUBLIC HEALTH		5			5
BRIGHAM AND WOMEN'S HOSPITAL		1	4	80%	5
HILLSBOROUGH COUNTY HEALTH DEPARTMENT			5	100%	5
CVS AZ9290POCT PHOENIX		4	1	20%	5
MEDEXPRESS URGENT CARE - MOUNTAIN HOME		4	1	20%	5
DOCTORS HOSPITAL OF AUGUSTA		5			5
MEASE CONTINUING CARE		3	2	40%	5
ST JOSEPHS HOSPITAL PATHOLOGY LAB		4	1	20%	5
COMMONS AT ORLANDO LUTHERAN TOWERS SNF			5	100%	5
CAPE COD HOSPITAL			5	100%	5
MIAMI MEDICAL CONSULTANT PA			5	100%	5
ALPHADERA LABS, LLC			5	100%	5
OCHSNER MEDICAL CENTER			5	100%	5
CVS MA447POCT NORTHAMPTON		3	2	40%	5
BEACH HOUSE		5			5
PARADISE VILLA ALF INCORPORATED		5			5
AHF PUBLIC HEALTH LABORATORY			5	100%	5
JOSEPH SCHENKER MD PC		5			5
UNIVERSITY OF CHICAGO MEDICAL CENTER LAB			5	100%	5
THE DOCTORS CENTER HEALTHCARE-SOUTHSIDE		1	4	80%	5
THE RETREAT AT PORT ORANGE			5	100%	5
DAVENPORT PEDIATRICS PA		1	4	80%	5
APOLLO GARDENS RETIREMENT RESIDENCE CARE		5			5
JUPITER ISLAND MEDICAL CLINIC INC		5			5
DICKSON MEDICAL ASSOCIATES PC PATH LAB		4	1	20%	5
CELERION			5	100%	5
HELIX DIAGNOSTIX		2	3	60%	5
MEDEXPRESS URGENT CARE - WEXFORD		4			4
MEDEXPRESS URGENT CARE - MARKHAM STREE		3	1	25%	4
SANFORD SOUTH UNIVERSITY		4			4
CVS OH6164POCT DELAWARE		4			4

COVID-19: testing by laboratory

Data through Apr 22, 2021 verified as of Apr 23, 2021 at 09:25 AM

Data in this report are provisional and subject to change.

The numbers in the table below represent the number of Florida and non-Florida residents for whom test results were received by the Department of Health. A person can be tested by more than one laboratory and can have both positive and negative results. **Therefore, the sum of the numbers in each column will be larger than the total number of people tested.**

Reporting lab	Inconclusive	Negative	Positive	Percent positive	Total
WALGREENS #03287		4			4
WESLEY CHAPEL INTERNAL MEDICINE AND PEDIATRICS			4	100%	4
DEPARTMENT OF HEALTH AND HUMAN SERVICES		2	2	50%	4
Health Care Center of Jacksonville			4	100%	4
ELEVATION DIAGNOSTICS		4			4
LAKE FOREST PARK OP CO LLC		4			4
MINUTECLINIC DIAGNOSTIC OF NORTH CARO		4			4
INFINITI LABS INC			4	100%	4
LEON MEDICAL CENTERS, LLC			4	100%	4
LUVERNE HEALTH AND REHABILITATION		4			4
BARTON MEMORIAL HOSPITAL		3	1	25%	4
CHILDREN'S MEDICAL GROUP		4			4
PANCARE HEALTH - PONCE DE LEON			4	100%	4
CVS IN6551POCT MOORESVILLE		3	1	25%	4
FAMILY MEDICAL CLINIC HOMESTEAD, LLC			4	100%	4
MINUTECLINIC DIAGNOSTIC OF WISCONSIN, LLC		4			4
Marian Manor, Inc		4			4
ST LUKES HOSPITAL LABORATORY		2	2	50%	4
RIVER CITY MEDICAL ASSOCIATES INC			4	100%	4
SunTerrace Health Care Center		3	1	25%	4
FISHERMEN'S HOSPITAL			4	100%	4
NDX-CORE LAB			4	100%	4
SACRED HEART HEALTH SYSTEMS INC			4	100%	4
MEDAC AT PORTERS NECK			4	100%	4
SHARP MEMORIAL HOSPITAL MICROBIOLOGY DEPT			4	100%	4
SOUTH FLORIDA PEDIATRIC PARTNERS			4	100%	4
OHIO CVS STORES		3	1	25%	4
NYC PUBLIC HEALTH LABS			4	100%	4
Mill Valley Care Center		4			4
ST JOHN'S RIVERSIDE HOSPITAL		3	1	25%	4
NHC HealthCare, Pulaski		4			4
CONSULATE HEATH CARE AT WEST ALTAMONTE			4	100%	4
LEESBURG REGIONAL MEDICAL CENTER URGENT CARE			4	100%	4
MEDEXPRESS URGENT CARE - WESTFIELD, E MAIN ST		3	1	25%	4
CVS IN7653POCT EVANSVILLE		3	1	25%	4
BOND & STEELE CLINIC PA D/B/A BOND CLINIC PA		4			4
CVS PA10825POCT PLYMOUTH MEETING		4			4
INTERMARKET FACILITY			4	100%	4
ENCOMPASS HOME HEALTH		4			4
CVS IN6572POCT INDIANAPOLIS		4			4
REFUGE A HEALING PLACE, THE			4	100%	4
MEDFIRST URGENT CARE			4	100%	4
SIGNATURE CARE EMERGENCY CENTER		2	2	50%	4
MEDEXPRESS URGENT CARE - WICHITA, S SENECA ST		2	2	50%	4
CVS OH2342POCT WEST CHESTER		3	1	25%	4
H/L of WEst AShley Rhabilitation and Nursing Center		4			4
CVS MN6811POCT PLYMOUTH		4			4

COVID-19: testing by laboratory

Data through Apr 22, 2021 verified as of Apr 23, 2021 at 09:25 AM

Data in this report are provisional and subject to change.

The numbers in the table below represent the number of Florida and non-Florida residents for whom test results were received by the Department of Health. A person can be tested by more than one laboratory and can have both positive and negative results. **Therefore, the sum of the numbers in each column will be larger than the total number of people tested.**

Reporting lab	Inconclusive	Negative	Positive	Percent positive	Total
MEMORIAL HEALTHCARE SYSTEM		1	3	75%	4
PINELLAS POINT NURSING AND REHAB			4	100%	4
CLINICAL ASSOCIATES OF ORLANDO LLC		4			4
Kroger 895 - The Little Clinic Green Hills		4			4
FHPG TAMPA PRIMARY CARE			4	100%	4
INTERMOUNTAIN HEALTHCARE CENTRAL LABORATORY			4	100%	4
MEDICAL CENTER ENTERPRISE			4	100%	4
CENTERPLACE HEALTH, INC			4	100%	4
LB Broen Home		4			4
CVS MA2297677CV BOSTON		4			4
PANCARE HEALTH YOUNGSTOWN			4	100%	4
CVS MO5655POCT LIBERTY		1	3	75%	4
HEALTH EXPRESS URGENT CARE		2	2	50%	4
DEPARTMENT OF PATHOLOGY ROME MEMORIAL		3	1	25%	4
JFK INTERNAL MEDICINE FACULTY PRACTICE		2	2	50%	4
SIENA COLLEGE SPORTS MEDICINE CENTER		4			4
URGENT TEAM MANAGEMENT OF TENNESSEE, L		3	1	25%	4
CREATIVE PHARMACY SOLUTIONS EAST		4			4
FLORIDA MEDICAL CENTER		1	3	75%	4
ST LUCIE COUNTY HEALTH DEPARTMENT		3	1	25%	4
NEMOURS CHILDREN'S CLINIC			4	100%	4
ARCPOINT LABS OF FORT LAUDERDALE, FL CENTRAL		1	3	75%	4
VIDANT MEDICAL CENTER			4	100%	4
MD NOW URGENT CARE - DELRAY WEST			4	100%	4
PRESBYTERIAN FAMILY HEALTHCARE-KASEMAN		4			4
BAYSTATE MEDICAL CENTER		2	2	50%	4
DACH MAIN LAB			4	100%	4
Park Ridge Nursing Center		3	1	25%	4
OMNICARE PHARMACY OF TEXAS 1		4			4
PARKWAY DRUGS OF ONEIDA COUNTY NORTH I		3	1	25%	4
JOHNNIE RUTH CLARKE LAB			4	100%	4
UNIVERSITY OF MIAMI STUDENT HEALTH SERVICE			4	100%	4
SOUTH MIAMI HOSPITAL		1	3	75%	4
Metro West Nursing and Rehab			4	100%	4
University Plaza Rehabilitation and Nursing			4	100%	4
MINUTECLINIC DIAGNOSTIC OF MICHIGAN, P		4			4
MEADOWS AT CYPRESS GARDENS, THE		3	1	25%	4
COMMUNITY HEALTH CENTER OF WEST PALM BEACH			4	100%	4
Bethany Health and Rehab		4			4
FAMILY MEDICINE AT WINTER PARK			4	100%	4
DEPARTMENT OF HEALTH/ NEW YORK			4	100%	4
LAKESIDE HOSPITAL BELLE GLADE			4	100%	4
WILLOWS AT WILDWOOD, THE			4	100%	4
ASCENSION ST VINCENT'S MEDICAL CENTER		3	1	25%	4
UF HEALTH PATHOLOGY LABORATORIES			4	100%	4
MARSHFIELD LABORATORIES			4	100%	4
ADVENTHEALTH NEW SMYRNA BEACH COMMUNITY HEALTH			4	100%	4

COVID-19: testing by laboratory

Data through Apr 22, 2021 verified as of Apr 23, 2021 at 09:25 AM

Data in this report are provisional and subject to change.

The numbers in the table below represent the number of Florida and non-Florida residents for whom test results were received by the Department of Health. A person can be tested by more than one laboratory and can have both positive and negative results. **Therefore, the sum of the numbers in each column will be larger than the total number of people tested.**

Reporting lab	Inconclusive	Negative	Positive	Percent positive	Total
DEPARTMENT OF HEALTH AND ENVIRONMENTAL CONTROL			4	100%	4
SONIC REFERENCE LABORATORY			4	100%	4
CVS IL1170POCT JOLIET		4			4
FLORENCE - HUNTSVILLE HOSPITAL URGENT CARE		3	1	25%	4
DYNACARE LABORATORIES			4	100%	4
MONTANA DEPARTMENT OF PUBLIC HEALTH & HUMAN SERVICES			4	100%	4
CVS IL5797POCT CAROL STREAM		4			4
EXTENDICARE HEALTH & REHAB CENTER		4			4
SMOKY MOUNTAIN URGENT CARE AND FAMILY MEDICINE CENTER			4	100%	4
MINUTECLINIC DIAGNOSTIC MED GRP OF SAN		3	1	25%	4
MEDEXPRESS URGENT CARE - WEST ST PAUL, ROBERT ST S		3	1	25%	4
WOMACK ARMY MEDICAL CENTER			4	100%	4
LOUISIANA DEPT. OF HEALTH AND HOSPITALS-INFECTIOUS DISEASE EPI SECTION			4	100%	4
AFFINITY URGENT CARE			4	100%	4
FCHC (OB)-DARWIN SQUARE CTR.			4	100%	4
Millennium Nursing & Rehab Center		4			4
BRANDON REGIONAL EMERGENCY CTR			4	100%	4
COVENIENT CARE MEDICAL CLINIC			4	100%	4
MINUTECLINIC DIAGNOSTIC MED GRP OF ORA		3	1	25%	4
VA SALT LAKE CITY HCS		4			4
ASCENDI HOME HEALTH AGENCY INC			4	100%	4
UNION CITY MANOR NURSING CENTER		4			4
BETTERMED URGENT CARE			4	100%	4
PHYSICIANS QUALITY CARE			4	100%	4
MIAMI COMMUNITY HEALTH CENTER INC		1	3	75%	4
ALVARO J DANGOND MD PA		4			4
DTR LABS		3	1	25%	4
PDL PHARMACY CORP			4	100%	4
DEACONESS HOSPITAL			4	100%	4
SIGNATURE CARE MONTROSE		2	2	50%	4
WALGREENS #3811		1	3	75%	4
Crowne Health Care of Montgomery		4			4
SOUTHWESTERN REGIONAL MEDICAL CENTER - TULSA		4			4
REMEDY URGENT CLINIC		2	2	50%	4
MONROE COUNTY DEPT OF PUBLIC HEALTH ST		4			4
MOBIL LAB FOR ALL INC		4			4
WALGREENS #04311		4			4
CVS MO4850POCT SPRINGFIELD		4			4
CARNEGIE HILL PEDIATRICS LLP		3	1	25%	4
TMH REHABILITATION CENTER		4			4
CVS PA258POCT MCKEES ROCKS		4			4
MAILBOX DIAGNOSTICS		2	2	50%	4
UNIVERSITY OF MICHIGAN		2	2	50%	4
BRENTWOOD SENIOR LIVING AT ST PETE			4	100%	4
MEDEXPRESS URGENT CARE - FORT SMITH		4			4
IMIC INC RESEARCH			4	100%	4
UAB URGENT CARE CLINIC			4	100%	4

COVID-19: testing by laboratory

Data through Apr 22, 2021 verified as of Apr 23, 2021 at 09:25 AM

Data in this report are provisional and subject to change.

The numbers in the table below represent the number of Florida and non-Florida residents for whom test results were received by the Department of Health. A person can be tested by more than one laboratory and can have both positive and negative results. **Therefore, the sum of the numbers in each column will be larger than the total number of people tested.**

Reporting lab	Inconclusive	Negative	Positive	Percent positive	Total
ELEVATION HEALTH LABORATORY		4			4
CVS NJ837POCT MARLTON		4			4
AHC of Mckenzie		4			4
ManorCare Rehabilitation Center- Decatur		4			4
ST. MARY'S HOSPITAL			4	100%	4
REHABILITATION CENTER OF WINTER PARK,THE			4	100%	4
FLORIDA HEART AND VASCULAR			4	100%	4
AFTER HOURS PEDS			4	100%	4
CVS MA217POCT TEWKSBURY		3	1	25%	4
CULLMAN REGIONAL MEDICAL CENTER		3	1	25%	4
CVS OH6149POCT UPPER ARLINGTON		2	2	50%	4
CARENOW-LEBANON		2	2	50%	4
UVA HEALTH SYSTEM MEDICAL LABORATORIES			4	100%	4
LIFE CARE HOME HEALTH SERVICES LLC		1	3	75%	4
MINUTECLINIC DIAGNOSTIC OF OHIO #5060		4			4
MEDEXPRESS URGENT CARE, LANCASTER WEST		2	2	50%	4
URGENT CARE - OCONEE		2	2	50%	4
HAMPTON ALF AT 24TH ROAD LLC			4	100%	4
MOBILE HEALTH MEDICAL SERVICES PC		4			4
Kroger 125 - The Little Clinic Castle Rock		3	1	25%	4
HAVEN CUSTEAD CARE CENTER		1	3	75%	4
BUCKINGHAM PLACE ALF		4			4
ADMERA HEALTH			4	100%	4
BELL-MINOR HOME		4			4
NEULIFE NEUROLOGICAL SERVICES LLC			4	100%	4
LAKE MARY PEDIATRICS			4	100%	4
CVS TX5807POCT PEARLAND		4			4
Kroger 959 - The Little Clinic Carmel		4			4
SINAI PLAZA NURSING AND REHAB CENTER			4	100%	4
CAREMOUNT MEDICAL PC - BEDFORD URGENT		4			4
FLORIDA CANCER SPECIALISTS AND RESEARCH		2	2	50%	4
ACHN CLINIC			4	100%	4
INTRACOASTAL LABS INC		4			4
Sears Coastal Nursing and Rehab		4			4
MEDEXPRESS URGENT CARE - SOMERSET TOWNSHIP		4			4
TOTAL RENAL LAB		3	1	25%	4
PIEDMONT FAYETTE HOSPITAL		2	2	50%	4
EXPRESS TESTING-ONE			4	100%	4
ROAN DRUG COMPANY LLC		4			4
PATIENT FIRST - ALLENTOWN			4	100%	4
PRIMECARE		2	2	50%	4
AIRPORT CLINIC			4	100%	4
OKLAHOMA STATE UNIVERSITY DIAGNOSTIC LAB			4	100%	4
MINUTECLINIC OF NEVADA-2955 S FT APACH		4			4
Georgiana Health and Rehabilitation, LLC		4			4
SOUTHEAST GEORGIA HEALTH SERVICES, LLC		4			4
Kroger 186 - The Little Clinic Holiday Manor		3	1	25%	4

COVID-19: testing by laboratory

Data through Apr 22, 2021 verified as of Apr 23, 2021 at 09:25 AM

Data in this report are provisional and subject to change.

The numbers in the table below represent the number of Florida and non-Florida residents for whom test results were received by the Department of Health. A person can be tested by more than one laboratory and can have both positive and negative results. **Therefore, the sum of the numbers in each column will be larger than the total number of people tested.**

Reporting lab	Inconclusive	Negative	Positive	Percent positive	Total
Crowne Health Care of Greenville		4			4
FAMILY MEDICINE AT WATERMAN		4			4
MEDEXPRESS URGENT CARE - SOUTH PARKERSBURG		4			4
MAURY REGIONAL MEDICAL CENTER		4			4
GERALD CHAMPION REGIONAL MEDICAL CENTE		4			4
MEDNOW URGENT CARE		3	1	25%	4
JUPITER INTERNAL MEDICINE AND ASSOCIATES			4	100%	4
CANDLER HOSPITAL PATHOLOGY LABORATORY		2	2	50%	4
HEARTLAND - CHARLESTON OF HANAHAN SC,		4			4
CENTRAL FLORIDA INTERNAL OCCUPATIONAL AND		4			4
CVS CA8850POCT HUNTINGTON BEACH		3	1	25%	4
MINUTECLINIC DIAG OF IND LLC #1367		4			4
VA OUTPATIENT PHARMACY			4	100%	4
HACKENSACK MERIDIAN URGENT CARE, PC		4			4
MEDEXPRESS URGENT CARE - EWING		4			4
CORTLAND REGIONAL MEDICAL CENTER		4			4
AIREVAC INTERNATIONAL		4			4
ELIZABETH CITY HEALTH & REHABILITATION		4			4
15 TO KNOW			4	100%	4
MPG JACKSONVILLE ATLANTIC BLVD		1	3	75%	4
LABQ CLINICAL DIAGNOSTICS		4			4
ENGLE CENTER FOR HEALTH SERVICES		4			4
WE CARE - CARNIVAL CRUISELINE		4			4
NAVAL HOSPITAL CAMP PENDLETON			4	100%	4
MINUTECLINIC DIAG OF IND, LLC #6483		2	2	50%	4
STEAMBOAT EMERGENCY CENTER			4	100%	4
BETHPAGE EXTENDED HOURS CENTER		4			4
Loretto Health and Rehabilitation Center		4			4
CLINICAL CARE CENTER, INC			4	100%	4
MINUTECLINIC, LLC #5707		4			4
WELLMED AT APOLLO BEACH BLVD		2	2	50%	4
ELITE PRIMARY CARE OF WAYCROSS		1	3	75%	4
BLACK STALLION WALK IN AND EXERCISE CLINICS LLC		1	3	75%	4
ORANGE COUNTY HEALTH DEPARTMENT		2	2	50%	4
IVY CREEK URGENT CARE OF ENTERPRISE			4	100%	4
COOK HOSPITAL AND CARE CENTER		3	1	25%	4
COVANCE CLS			4	100%	4
SOUTHLAND SUITES OF LAKE LAND			4	100%	4
FLORIDA MEDICAL CLINIC -INTERNAL MED DADE CITY			4	100%	4
FASTMED URGENT CARE			4	100%	4
MD ANDERSON			4	100%	4
NOT GIVEN		1	3	75%	4
ADVENTHEALTH MEDICAL GROUP PEDIATRICS		1	3	75%	4
APC PEDIATRICS			4	100%	4
THE OASIS ALF		4			4
MINUTE CLINIC DIAGNOSTIC OF VIRGINIA, LLC #6292		3	1	25%	4
BAYLOR ESOTERIC AND MOLECULAR LAB			4	100%	4

COVID-19: testing by laboratory

Data through Apr 22, 2021 verified as of Apr 23, 2021 at 09:25 AM

Data in this report are provisional and subject to change.

The numbers in the table below represent the number of Florida and non-Florida residents for whom test results were received by the Department of Health. A person can be tested by more than one laboratory and can have both positive and negative results. **Therefore, the sum of the numbers in each column will be larger than the total number of people tested.**

Reporting lab	Inconclusive	Negative	Positive	Percent positive	Total
CVS PA4000POCT INDIANA		4			4
GOOD SAMARITAN HOSPITAL		2	2	50%	4
CVS MINUTE CLINIC DIAGNOSTIC MED GRP		4			4
CVS CA9963POCT SAN DIEGO		4			4
FLORIDA HOSPITAL ALTAMONTE		2	2	50%	4
ADVENTHEALTH GORDON		4			4
PLAINVIEW PRIMARY CARE		4			4
AFC URGENT CARE GUNBARREL			4	100%	4
MEDEXPRESS URGEN CARE - EAST BRUNSWICK		4			4
MEDEXPRESS URGENT CARE - TULSA, S YALE AVE		4			4
GILCHRIST COUNTY HEALTH DEPT			4	100%	4
Oak Creek Terrace		4			4
MINUTECLINIC LLC (2335)		3	1	25%	4
PREMIER PEDIATRICS LLC			4	100%	4
TANNER MEDICAL CENTER LABORATORY		3	1	25%	4
SOUTHEASTERN REGIONAL MEDICAL CENTER			4	100%	4
GASTROENTEROLOGY ASSOC OF PENSACOLA, PA		2	2	50%	4
SOMA MEDICAL CENTER PA #3 GREENACRES			4	100%	4
CAREWELL 202			4	100%	4
MOUNT SINAI AVENTURA DIAGNOSTIC CENTER			4	100%	4
KENTUCKY CABINET FOR HEALTH AND FAMILY SERVICES			4	100%	4
MERCY HOSPITAL			4	100%	4
STONE CLINICAL LABORATORIES OF FL LLC		4			4
MEDEXPRESS URGENT CARE - TEAYS VALLEY		3	1	25%	4
SOUTH FLORIDA RESEARCH ORGANIZATION			4	100%	4
UNIVERSITY OF WASHINGTON MEDICAL CENTER (UWMC) EMERGENCY DEPT.			4	100%	4
MEDICINE SHOPPE #1306 THE		3	1	25%	4
ARCPPOINT LABS OF ALTAMONTE SPRINGS		2	2	50%	4
HARBOUR ISLAND PEDIATRICS LLC			4	100%	4
ST PETE DIRECT PRIMARY CARE		2	2	50%	4
MEDEXPRESS URGENT CARE, FAIRMONT		4			4
CONSOLIDATED LABORATORY SERVICES			4	100%	4
Calusa Harbour			4	100%	4
ADVANCED URGENT CARE LLC		1	3	75%	4
BARRANCO CLINIC PA, THE	1	3			4
HEALTHQUEST, INC		3	1	25%	4
ACCENT PHYSICIAN SPECIALISTS PA		4			4
PHYSICIANS IMMEDIATE CARE AURORA			4	100%	4
HCR ManorCare Greentree		4			4
LIFEHOPE LABS			4	100%	4
CVS GA5622POCT DALLAS		3	1	25%	4
MICHIGAN HEALTH CLINIC LABORATORIES		3	1	25%	4
BETHPAGE MEDICAL PLLC		4			4
NHC HealthCare, Cookeville		4			4
VALHALLA MEDICS		4			4
RAS MEDICAL SOLUTIONS, LLC		3	1	25%	4
COVID PROCESSING SITE			4	100%	4

COVID-19: testing by laboratory

Data through Apr 22, 2021 verified as of Apr 23, 2021 at 09:25 AM

Data in this report are provisional and subject to change.

The numbers in the table below represent the number of Florida and non-Florida residents for whom test results were received by the Department of Health. A person can be tested by more than one laboratory and can have both positive and negative results. **Therefore, the sum of the numbers in each column will be larger than the total number of people tested.**

Reporting lab	Inconclusive	Negative	Positive	Percent positive	Total
MONTEFIORE MEDICAL CENTER LABS MONTEFIORE		3	1	25%	4
RELIANT ACUTE CARE			4	100%	4
INDUSTRY LAB DIAGNOSTIC PARTNERS			4	100%	4
SKYLINE UROLOGY		4			4
CARE ONE PRIMARY CARE			4	100%	4
IMA MEDICAL CENTER OF OVIEDO			4	100%	4
CVS NJ715POCT WAYNE		4			4
PM PEDIATRICS OF BAYSIDE, PLLC - MANHASSET		4			4
URGENT CARE OF THE SMOKIES			4	100%	4
Kroger 752 - The Little Clinic Central Station		3	1	25%	4
VITAL CARE URGENT CARE			4	100%	4
CVS PA1193POCT JENKINTOWN		4			4
BIOTEST PLASMA CENTER		4			4
Heartland of Boynton Beach			4	100%	4
WALGREENS #07034		4			4
ManorCare Health Services Camp Hill		4			4
GUTHRIE MEDICAL GROUP - CORNING		3	1	25%	4
CAPTAIN JAMES A. LOVELL FEDERAL HEALTHCARE CENTER			4	100%	4
CVS TX8387POCT AUSTIN		4			4
NORTH OKALOOSA CLINIC CORP		1	3	75%	4
PORT ORANGE NURSING & REHAB			4	100%	4
ADVENTHEALTH MEDICAL GROUP COMMUNITY MEDICINE		3	1	25%	4
RML PHARMACY PC		4			4
MEDEXPRESS URGENT CARE- ALLISON PARK		2	2	50%	4
CFS WELLNESS AND MED SPA LLC			4	100%	4
CVS AZ5026POCT MESA		4			4
MIDDLETON PEDIATRICS			4	100%	4
COMMUNITY HEALTH CENTERS INC			4	100%	4
HARBORCHASE OF VILLAGES CROSSING			4	100%	4
SUMNER REGIONAL MEDICAL CENTER		3	1	25%	4
L3HARRIS FAMILY MEDICAL CENTER			4	100%	4
PEACEHEALTH LABORATORIES		3	1	25%	4
WHITE EARTH IHS MAIN LAB		4			4
Hunterdon Medical Center Laboratory		4			4
State Lab Unspecifd			4	100%	4
PALM BEACH CANCER INSTITUTE			4	100%	4
COLONIAL MEDICAL CENTER-EAST ORLANDO			4	100%	4
CVS SC4382POCT SPARTANBURG		4			4
JERSEY IRISH MEDICAL (DBA AFC URGENT C		3	1	25%	4
DR. G'S URGENT CARE			4	100%	4
MEDEXPRESS URGENT CARE CHICOPEE		3	1	25%	4
WINDER NURSING INC DBA WINDER HEALTH CARE		4			4
BAPTIST HEALTH MEDICAL CENTER			4	100%	4
STANFORD HEALTH CARE ANATOMIC PATHOLOGY & CLINICAL LAB			4	100%	4
DEVANSH LAB WERKS		1	3	75%	4
CAPITAL HEALTH LABORATORY INC			4	100%	4
BETHESDA HOSPITAL WEST BLOOD GAS LAB			4	100%	4

COVID-19: testing by laboratory

Data through Apr 22, 2021 verified as of Apr 23, 2021 at 09:25 AM

Data in this report are provisional and subject to change.

The numbers in the table below represent the number of Florida and non-Florida residents for whom test results were received by the Department of Health. A person can be tested by more than one laboratory and can have both positive and negative results. **Therefore, the sum of the numbers in each column will be larger than the total number of people tested.**

Reporting lab	Inconclusive	Negative	Positive	Percent positive	Total
ORLANDO REGIONAL HEALTH SERVICES		2	2	50%	4
AIRCARE INTERNATIONAL		4			4
MEDEXPRESS URGENT CARE NORWIN		4			4
WYOMING PUBLIC HEALTH LAB			4	100%	4
NOVANT HEALTH PRESBYTERIAN		2	2	50%	4
COMMUNITY PHYSICIANS OF NORTH PORT PA			4	100%	4
Kennedy University Hospital -Wash Twp L		4			4
BAPTIST HOSPITAL NURSING/PATIENT CARE			4	100%	4
Brookcrest Nursing Home		4			4
WOMEN'S CARE FLORIDA, LLC		4			4
NEXT BIO RESEARCH SERVICES, LLC		1	3	75%	4
EXCEL URGENT CARE OF NJ, LLC		2	2	50%	4
OPTUM FLORIDA		3	1	25%	4
SOMA MEDICAL CENTER PA #3 PALOMINO			4	100%	4
MEDEXPRESS URGENT CARE - BECKLEY		2	2	50%	4
MOBILE URGENT CARE			4	100%	4
SOUTH BAY CORRECTIONAL FACILITY			4	100%	4
AURORA BAYCARE UROLOGY			4	100%	4
MEMORIAL HEALTH CARE SYSTEMS			4	100%	4
FHCP – ORMOND BEACH			4	100%	4
MINUTECLINIC DIAG OF IND, LLC #6472		4			4
Chestnut Park Rehabilitation and Nursing Center		4			4
CVS NH2257POCT MANCHESTER		4			4
CVS CT750POCT ENFIELD		4			4
MEDEXPRESS URGENT CARE - SUMMERSVILLE, WEBSTER RD		4			4
MORRIS HALL/ST JOSEPH NURSING CENTER		4			4
EPI			4	100%	4
MID FLORIDA HEALTH INC			4	100%	4
ST JOSEPHS BEHAVIORAL HEALTH CENTER			4	100%	4
CAREWELL URGENT CARE			4	100%	4
BELLIN HEALTH LAB		1	3	75%	4
TMH PHYSICIAN PARTNERS SOUTHWOOD		1	3	75%	4
FLORIDA DEPARTMENT OF HEALTH (FDOH)		2	2	50%	4
CVS TX3292POCT WYLIE		4			4
ANY LAB TEST FAST CORP		3	1	25%	4
PILGRIM PHARMACY INC		4			4
RURAL/METRO MIDSOUTH,		4			4
DERMATOLOGY SPECIALISTS OF FL - DR. JON WARD			4	100%	4
MARK HOANG MD PA			4	100%	4
FLORIDA HEALTHCARE PLAN			4	100%	4
GENUS DIAGNOSTICS			4	100%	4
Westminster Manor		3	1	25%	4
MINUTE-CLINIC DIAGNOSTIC OF VIRGINIA, LLC #3949		4			4
APOPKA FAMILY HEALTH CENTER		3	1	25%	4
CVS SC2269POCT COLUMBIA		3	1	25%	4
CELEBRATION PEDIATRICS			4	100%	4
CRESTAR LABS		2	2	50%	4

COVID-19: testing by laboratory

Data through Apr 22, 2021 verified as of Apr 23, 2021 at 09:25 AM

Data in this report are provisional and subject to change.

The numbers in the table below represent the number of Florida and non-Florida residents for whom test results were received by the Department of Health. A person can be tested by more than one laboratory and can have both positive and negative results. **Therefore, the sum of the numbers in each column will be larger than the total number of people tested.**

Reporting lab	Inconclusive	Negative	Positive	Percent positive	Total
FLORIDA HEALTH CARE PLANS STIRLING CENTER			4	100%	4
WASHINGTON STATE DEPARTMENT OF HEALTH PUBLIC HEALTH LABORATORIES			4	100%	4
MINNESOTA DEPARTMENT OF HEALTH LABORATORY	1		3	75%	4
CVS IL7017POCT BLOOMINGTON		4			4
OPTUM OF RED ROAD		4			4
TRUE HEALTH- HOFFNER		3	1	25%	4
Kroger 124 - The Little Clinic University		3	1	25%	4
MEDEXPRESS URGENT CARE- FORT WORTH N T		4			4
CVS OH4499POCT LYNDHURST		2	2	50%	4
CVS OH4300POCT STRONGSVILLE		4			4
CVS CA9823POCT SACRAMENTO		4			4
HOME DOCS		2	2	50%	4
CULLMAN REGIONAL URGENT CARE		3	1	25%	4
GIEBEIG FAMILY MEDICINE PA			4	100%	4
LATCHER LABORATORY OF A O FOX MEMORIAL		2	2	50%	4
ACCESS RECOVERY SOLUTIONS LLC			4	100%	4
MEDEXPRESS URGENT CARE - KOKOMO		4			4
Willowbrooke Court at Country House		4			4
YORK HOSPITAL: MICROBIOLOGY			4	100%	4
REGIONAL MEDICAL LAB			4	100%	4
CORIZON HEALTH INC			4	100%	4
WILLIAM A HINTON STATE LABORATORY INSTITUTE		1	3	75%	4
Kroger 339 - The Little Clinic Highlands - Bardstown Road		4			4
PM PEDIATRICS OF SELDEN PLLC		4			4
TARPON SPRINGS PEDIATRICS, LLC			4	100%	4
SCRIPPS CLINIC MEDICAL			3	100%	3
NORTH DAKOTA DEPT OF HEALTH MICROBIOLOGY		1	2	67%	3
MINUTECLINIC DIAGNOSTIC OF OHIO #6192		3			3
Magnolia Health and Rehab Center			3	100%	3
PINELLAS CHD - CLEARWATER		2	1	33%	3
MARRA'S PHARMACY		3			3
MINUTECLINIC DIAGNOSTIC OF NEVADA-9586		2	1	33%	3
MAYO CLINIC BEACHES PRIMARY CARE CTR		3			3
Michael J Crescenz VA Outpatient Dialysis Center		3			3
QUEST DIAGNOSTICS INCORPORATED	1		2	67%	3
FLORIDA MENTOR-POINT WEST CLUSTER		3			3
EAST NAPLES PEDIATRICS			3	100%	3
ALLIANCE LABS @LRMC			3	100%	3
CROSSVILLE MEDICAL GROUP		1	2	67%	3
CVS OH3329POCT LAKEWOOD		3			3
MEDICAL CENTER OF THE ROCKIES			3	100%	3
HUMC		1	2	67%	3
KIDSVILLE PEDIATRICS IV PA		1	2	67%	3
WILLIAM S MIDDLETON MEMORIAL VET HOSP		3			3
CUMBERLAND MEDICAL CENTER INC		3			3
LIFE CARE CENTER OF SKAGIT VALLEY		3			3
OPTUM PRIMARY CARE - SILVER LAKES			3	100%	3

COVID-19: testing by laboratory

Data through Apr 22, 2021 verified as of Apr 23, 2021 at 09:25 AM

Data in this report are provisional and subject to change.

The numbers in the table below represent the number of Florida and non-Florida residents for whom test results were received by the Department of Health. A person can be tested by more than one laboratory and can have both positive and negative results. **Therefore, the sum of the numbers in each column will be larger than the total number of people tested.**

Reporting lab	Inconclusive	Negative	Positive	Percent positive	Total
ALLEGHENY GENERAL HOSPITAL			3	100%	3
ADVENTHEALTH SEBRING- INFECTION CONTROL DEPARTMENT			3	100%	3
CVS CA9492POCT YORBA LINDA		3			3
UNITY HEALTH AND REHABILITATION CENTER			3	100%	3
MINUTECLINIC, LLC #07876		2	1	33%	3
SENTARA NORFOLK GENERAL HOSPITAL CENTRAL LAB			3	100%	3
CVS NM7242POCT ALBUQUERQUE		3			3
Bainbridge Health and Rehab		3			3
SURETOX LABORATORY LLC		2	1	33%	3
HEALTH FIRST MEDICAL GROUP			3	100%	3
MARTIN MEDICAL CENTER INC		1	2	67%	3
CALLE OCHO DIALYSIS			3	100%	3
CVS AZ7075POCT CHANDLER		3			3
CENTRAL DUPAGE HOSPITAL			3	100%	3
SOFTLAB			3	100%	3
CVS AZ7841POCT TUCSON		3			3
FRESENIUS KIDNEY CARE			3	100%	3
SOUTHEASTERN IMMEDIATE CARE- MILLEDGEVILLE GA			3	100%	3
ST. PETERSBURG PEDIATRICS- 38TH AVENUE			3	100%	3
SOFTCELL L-FORM LABORATORIES, LLC			3	100%	3
NEXTCARE WYOMING LLC			3	100%	3
St. Josephs Hospital		1	2	67%	3
SOUTH LAKE FAMILY HEALTH CENTER			3	100%	3
OMNI HEALTHCARE INC		1	2	67%	3
BROOKDALE SENIOR LIVING			3	100%	3
RANDOLPH COUNTY HEALTH & REHABILITATIO		3			3
US SPECIALTY LABS			3	100%	3
PENSACOLA MEDICAL CLINIC LLC			3	100%	3
LAHEY CLINIC MEDICAL CENTER			3	100%	3
MARYLAND STATE DEPT OF HEALTH	2		1	33%	3
ALLIED PHYSICIANS GROUP PLLC		3			3
VIRGINIA DEPARTMENT OF HEALTH DIVISION OF			3	100%	3
PHYSICIANS MEDICAL CENTER		3			3
CVS MO5727POCT PLATTE CITY		3			3
Arbors at Marietta		3			3
CONCENTRA - PLANTATION		3			3
LEGACY LABORATORY SERVICES			3	100%	3
BASCOM PALMER EYE INSTITUTE			3	100%	3
MINUTECLINIC DIAGNOSTIC MEDICAL		3			3
ACCESS HEALTH CARE		2	1	33%	3
VIRTUA MEMORIAL HOSPITAL BURLINGTON COUNTY		1	2	67%	3
2412 LEBANON PIKE		2	1	33%	3
ASPIRUS WAUSAU HOSPITAL			3	100%	3
CHEROKEE COUNTY HEALTH AND REHAB CENTER		3			3
GYN PATH SERVICES			3	100%	3
PLANT CITY FAMILY CARE		3			3
SSM HEALTH ST LOUIS MICROBIOLOGY LABORATORY		1	2	67%	3

COVID-19: testing by laboratory

Data through Apr 22, 2021 verified as of Apr 23, 2021 at 09:25 AM

Data in this report are provisional and subject to change.

The numbers in the table below represent the number of Florida and non-Florida residents for whom test results were received by the Department of Health. A person can be tested by more than one laboratory and can have both positive and negative results. **Therefore, the sum of the numbers in each column will be larger than the total number of people tested.**

Reporting lab	Inconclusive	Negative	Positive	Percent positive	Total
HARRINGTON PARK HEALTH AND REHAB		3			3
DEBORAH HEART AND LUNG CENTER		3			3
Glenview Terrace Nursing Center		3			3
WALGREENS #11329		3			3
Medilodge of Montrose		3			3
HOCHBERG LOWER SCHOOL		3			3
MEDICAL CENTER OF CENTRAL GEORGIA			3	100%	3
HALIFAX HEALTH CARE FOR WOMEN		3			3
SERENADES BY SONATA		1	2	67%	3
CARTERSVILLE MEDICAL CENTER		1	2	67%	3
UHEALTH CORAL SPRINGS			3	100%	3
ADVANCED MEDICAL RESEARCH CENTER LLC			3	100%	3
BROOME COUNTY HEALTH DEPARTMENT		2	1	33%	3
SHANDS AT LAKE SHORE LAB		1	2	67%	3
NORTHWEST FLORIDA CLINICAL LAB		1	2	67%	3
BOLING, STEPHANIE		3			3
PEACE OF MIND REHAB CENTER		3			3
NEBRASKA DEPARTMENT OF HEALTH AND HUMAN SERVICES			3	100%	3
NC STATE LABORATORY OF PUBLIC HEALTH		3			3
THE CENTER FOR DISCOVERY		3			3
Medilodge of Alpena		3			3
CVS OH2381POCT LEWIS CENTER		3			3
COOPER UNIVERSITY HOSPITAL LABORATORY		2	1	33%	3
AVALON MEDICAL GROUP		1	2	67%	3
CVS CA9485POCT MISSION VIEJO		3			3
NORTH CAROLINA DEPT OF HEALTH & HUMAN SRVCS STATE LAB OF PUBLIC HEALTH			3	100%	3
CVS NC2749POCT CONCORD		3			3
FLORIDA LABORATORY ANALYSIS, LLC			3	100%	3
Village on the Green			3	100%	3
GULF COAST IMMEDIATE CARE CENTER		1	2	67%	3
LAB PLUS, LLC AT ASCENSION SAINT THOMA		3			3
Kings County Hospital Center			3	100%	3
WOODMARK AT UPTOWN ASSISTED LIVING		3			3
PATHOLOGY REFERENCE LAB LLC			3	100%	3
IOWA DEPARTMENT OF PUBLIC HEALTH			3	100%	3
NORTHSIDE HOSPITAL D/B/A ARTHRITIS		3			3
HOPE HEALTH CARE, LLC		3			3
Wilkes-Barre VAMC		3			3
LEGACY ER AND URGENT CARE			3	100%	3
IP BOISE 1		2	1	33%	3
SEMINOLE FAMILY HEALTH CENTER		3			3
Westside Terrace		3			3
MEDEXPRESS URGENT CARE-SALINA, S 9TH ST		3			3
CVS MA1006POCT BROCKTON		3			3
INTERCOASTAL FAMILY PRATICE		1	2	67%	3
CVS OH6167POCT ASHLAND		3			3
CANOPY AT HARPER LAKE, THE			3	100%	3

COVID-19: testing by laboratory

Data through Apr 22, 2021 verified as of Apr 23, 2021 at 09:25 AM

Data in this report are provisional and subject to change.

The numbers in the table below represent the number of Florida and non-Florida residents for whom test results were received by the Department of Health. A person can be tested by more than one laboratory and can have both positive and negative results. **Therefore, the sum of the numbers in each column will be larger than the total number of people tested.**

Reporting lab	Inconclusive	Negative	Positive	Percent positive	Total
MEDEXPRESS URGENT CARE - RUNNEMEDE		1	2	67%	3
C19 LABS			3	100%	3
HARBOUR'S EDGE		2	1	33%	3
ADVICE FOR OPTIMAL WELLNESS, INC			3	100%	3
DASCENA LAB			3	100%	3
RAPID CITY RUGENT CARE			3	100%	3
CVS MA1945POCT HANOVER		3			3
WINDERMERE PEDIATRICS			3	100%	3
MEDEXPRESS URGENT CARE - JEANNETTE		3			3
HELIX URGENT CARE			3	100%	3
BOONES CREEK URGENT CARE		1	2	67%	3
CVS NJ1927POCT GREEN BROOK		3			3
EFFINGHAM HOSP, INC, DBA EFFINGHAM HEALTH		3			3
320 S TRANSIT ST		3			3
EXPRESSCARE URGENT CARE CENTER			3	100%	3
MID FLORIDA CLINICAL LABORATORY		2	1	33%	3
Englewood Health and Rehab			3	100%	3
CAREHERE LLC			3	100%	3
UNIVERSITY URGENT CARE			3	100%	3
EASTERN NEW MEXICO MEDICAL CENTER		3			3
MEDEXPRESS URGENT CARE-WILKINS TOWNSHIP, WILLIAM PENN HIGHWAY		3			3
MANATEE URGENT CARE LLC			3	100%	3
TAMPA INTERNATIONAL AIRPORT			3	100%	3
NATIONAL JEWISH HEALTH			3	100%	3
CVS MO8555POCT KANSAS CITY		3			3
Kroger 768 - The Little Clinic Leestown Rd		2	1	33%	3
PROHEALTH PRIMARY CARE - GLEN OAKS		3			3
MINUTECLINIC DIAGNOSTIC, PA		3			3
VICAR'S LANDING NURSING HOME		2	1	33%	3
SANFORD MOBILE LAB			3	100%	3
COMMUNICABLE DISEASE CONTROL/PUBLIC HEALTH EMERGENCY PREPAREDNESS			3	100%	3
Mitchell Hollingsworth Nursing and Rehab		3			3
MEDEXPRESS URGENT CARE GREENSBURG		2	1	33%	3
CVS CA9103POCT ESCONDIDO		3			3
MEDEXPRESS URGENT CARE - RICHMOND, W BROAD ST		3			3
JOJAN PHARMA INC		3			3
SCIENTIFIC LABORATORY DIVISION			3	100%	3
LEE CONVENIENT CARE AT SUMMERLIN			3	100%	3
MAYO		1	2	67%	3
PINELLAS PARK HEALTH CENTER - PINELLAS CHD		1	2	67%	3
MEDEXPRESS URGENT CARE, BELLE VERNON		3			3
WALGREENS #10264		3			3
CLINICA HISPANIA			3	100%	3
SOLERA SPECIALTY PHARMACY LLC		2	1	33%	3
NEW GEN LABS			3	100%	3
CVS AZ1720POCT QUEEN CREEK		3			3
CELEBRATION PRIMARY CARE ASSOCIATES LLC		3			3

COVID-19: testing by laboratory

Data through Apr 22, 2021 verified as of Apr 23, 2021 at 09:25 AM

Data in this report are provisional and subject to change.

The numbers in the table below represent the number of Florida and non-Florida residents for whom test results were received by the Department of Health. A person can be tested by more than one laboratory and can have both positive and negative results. **Therefore, the sum of the numbers in each column will be larger than the total number of people tested.**

Reporting lab	Inconclusive	Negative	Positive	Percent positive	Total
HARBORCHASE OF GAINESVILLE			3	100%	3
THE OASIS BEACHSIDE		3			3
CARESPOT-WELLINGTON			3	100%	3
MEDEXPRESS URGENT CARE-CLOQUET		3			3
TRISTAR WELLNESS, LLC		3			3
PREMIER CLINICAL RESEARCH INSTITUTE INC			3	100%	3
GREATER MOBILE URGENT CARE - SPRINGHILL			3	100%	3
RIGHT AT HOME			3	100%	3
PREMIER FAMILY AND SPORTS MEDICINE		2	1	33%	3
CLEARWATER		2	1	33%	3
MEDEXPRESS URGENT CARE, HERMITAGE		1	2	67%	3
PRIMARY CARE CENTER OF LAKE CITY, THE			3	100%	3
ADVANCED URGENT CARE CENTER OF THE UPPER KEYS		1	2	67%	3
INSPIRA MEDICAL CENTER VINELAND LAB		2	1	33%	3
OHIO DEPARTMENT OF HEALTH LABORATORY		2	1	33%	3
Manor Care-Kingston Court of York PA, LLC		3			3
MERCY HEALTH			3	100%	3
SISD EMPLOYEE HEALTH CLINIC			3	100%	3
MEDEXPRESS URGENT CARE - LITTLE ROCK		2	1	33%	3
PEDIATRICS IN NORTH FLORIDA PA			3	100%	3
Gracemore Nursing and Rehab		3			3
NORTHERN LIGHT LABORATORY		1	2	67%	3
CVS IL8753POCT CHICAGO		3			3
BICKERTON, DAWN		3			3
VA PRIMARY CARE ANNEX			3	100%	3
ONSLOW MEMORIAL HOSPITAL LABORATORY		3			3
CCRX OF NORTH CAROLINA, LLC		2	1	33%	3
BROOKDALE ALTAMONTE SPRINGS			3	100%	3
NHC DICKSON		3			3
WYOMING DEPT OF HEALTH			3	100%	3
RCA LABORATORY SERVICES LLC			3	100%	3
TERRACE OF ST CLOUD, THE		2	1	33%	3
Grandview Health Care Center		3			3
CVS IL4778POCT EVANSTON		3			3
HOLY CITY MED URGENT CARE			3	100%	3
CVS PA371POCT PHILADELPHIA		3			3
BRADENTON PHYSICIAN MEDICAL CENTER			3	100%	3
MINUTECLINIC, LLC #05891		2	1	33%	3
BAYSHORE MEDICAL CENTER LABORATORY		3			3
LEESBURG COMMUNITY HEALTH CENTERS			3	100%	3
CVS MINUTE CLINIC		1	2	67%	3
CVS MO10151POCT SPRINGFIELD		2	1	33%	3
CVS PA7611POCT ALLISON PARK		3			3
SOUTH COUNTY MENTAL HEALTH CENTER INC			3	100%	3
STARLING AT SAN JOSE			3	100%	3
GROVES CENTER			3	100%	3
VIRGINIA DIVISION OF CONSOLIDATED LABORATORIES			3	100%	3

COVID-19: testing by laboratory

Data through Apr 22, 2021 verified as of Apr 23, 2021 at 09:25 AM

Data in this report are provisional and subject to change.

The numbers in the table below represent the number of Florida and non-Florida residents for whom test results were received by the Department of Health. A person can be tested by more than one laboratory and can have both positive and negative results. **Therefore, the sum of the numbers in each column will be larger than the total number of people tested.**

Reporting lab	Inconclusive	Negative	Positive	Percent positive	Total
FLORIDA MEDICAL ASSOCIATES		3			3
KISSIMMEE URGENT CARE		3			3
GUTHRIE CORNING HOSPITAL LABORATORY		3			3
RICHMOND CITY DEPARTMENT OF PUBLIC HEALTH			3	100%	3
ESTERO FIRE RESCUE		3			3
NORTH NAPLES HOSPITAL RESPIRATORY THERAPY DEPARTMENT			3	100%	3
MINUTECLINIC DIAG OF IND, LLC #6908		3			3
PHYSICIANS CARE INC		1	2	67%	3
WAL-MART STORES EAST LP		2	1	33%	3
SAVANNAH COVE		3			3
FAMILY CARE SPECIALISTS OF ORLANDO			3	100%	3
GRASSY SPRAIN PHARMACY INC		3			3
CVS AZ33POCT TEMPE		3			3
Kroger 448 - The Little Clinic Mason		3			3
CVS MA920POCT CLINTON		3			3
MEDEXPRESS URGENT CARE - HACKETTSTOWN		2	1	33%	3
FULGENT GENETICS HOUSTON		3			3
NORTHWELL HEALTH			3	100%	3
MARYWOOD NURSING CARE CENTER		3			3
MEDEXPRESS URGENT CARE-ARLINGTON		2	1	33%	3
CLARA MAASS TRANSITIONAL CARE UNIT		3			3
CANOPY PEDIATRICS		3			3
NOVA SOUTHEASTERN UNIVERSITY		2	1	33%	3
NEWSTAR MEDICAL LABORATORIES		3			3
Kroger 571 - The Little Clinic Hendersonville		1	2	67%	3
CVS CA9803POCT RIVERSIDE		3			3
COL CROSSROAD		1	2	67%	3
LITTLE SPURS PEDIATRIC URGENT CARE		1	2	67%	3
MINUTECLINIC DIAGNOSTIC PA #3344		3			3
CARECENTER PHARMACY, LLC		3			3
TAMPA		1	2	67%	3
CVS NE5714POCT OMAHA		2	1	33%	3
BETHESDA HOSPITAL EAST BLOOD GAS LAB			3	100%	3
OLEAN GENERAL HOSPITAL		3			3
USCG ABBOTT BINAXNOW		2	1	33%	3
HEALTH AND WELLNESS URGENT CARE LLC			3	100%	3
MEDEXPRESS URGENT CARE - HADLEY		3			3
ST. LUKE'S HOSPITAL - BETHLEHEM CAMPUS		1	2	67%	3
SAN JUAN REGIONAL MEDICAL CENTER		3			3
CVS MA654POCT ACTON		3			3
CROWNE HEALTH CARE OF FORT PAYNE		2	1	33%	3
FAMILY TREE MEDICAL GROUP PA		2	1	33%	3
The Good Shepherd		3			3
CERTIVIA LABORATORIES			3	100%	3
CATSKILL REGIONAL MEDICAL CENTER		3			3
NORTHEAST FLORIDA INTERNAL MEDICINE PA		3			3
MC DIAGNOSTIC OF CONNECTICUT, PC #252		2	1	33%	3

COVID-19: testing by laboratory

Data through Apr 22, 2021 verified as of Apr 23, 2021 at 09:25 AM

Data in this report are provisional and subject to change.

The numbers in the table below represent the number of Florida and non-Florida residents for whom test results were received by the Department of Health. A person can be tested by more than one laboratory and can have both positive and negative results. **Therefore, the sum of the numbers in each column will be larger than the total number of people tested.**

Reporting lab	Inconclusive	Negative	Positive	Percent positive	Total
Rosedale Green		3			3
BNC Medical Investors, LLC Berrien Nursing & Rehabilitation Center		3			3
SUN TERRACE HEALTH CARE CENTER			3	100%	3
HOMELAND CENTER		3			3
MINUTECLINIC DIAGNOSTIC OF WISCONSIN,		3			3
THE PATHOLOGY LABORATORY		1	2	67%	3
HEALGEN SCIENTIFIC			3	100%	3
BAPTIST HEALTH SURGERY CENTER AT NORTHPOINT			3	100%	3
Louis Stokes Cleveland VA - Midtown Dialysis Center		3			3
GENDERXPRESS/PICTURE ME PERFECT IMAGING			3	100%	3
NEWCARE PRIMARY MEDICINE			3	100%	3
INTERNAL MEDICINE AND WOUND CARE SPECIALIST LLC		3			3
CVS SC5471POCT LEXINGTON		2	1	33%	3
PROPATH			3	100%	3
STVHCS - Dental Outpatient Clinic		3			3
COMMUNITY MEDICAL CENTER			3	100%	3
Cleveland Clinic Weston			3	100%	3
CVS CT288POCT BRISTOL		2	1	33%	3
CVS RI326POCT NORTH SMITHFIELD		3			3
LEGACY ER & URGENT CARE - FRISCO WEST			3	100%	3
UC CORAL GABLES		1	2	67%	3
WALGREENS #05477		3			3
Overton Brooks VAMC		3			3
RAJ K PAI MD PA			3	100%	3
VA OUTPATIENT CLINIC-NEW PORT RICHEY			3	100%	3
HOUSTON METHODIST HOSPITAL			3	100%	3
Lebanon VAMC		2	1	33%	3
DOCTOR 4 U CLINIC		1	2	67%	3
CVS PA1657POCT YORK		2	1	33%	3
ADVENTHEALTH IMAGING LAKE NONA		1	2	67%	3
BEEBE MEDICAL CENTER LABORATORY		3			3
Kroger 758 - The Little Clinic Providence		3			3
HEALTH SENTRY			3	100%	3
Kroger 592 - The Little Clinic Alexander Plaza		2	1	33%	3
PEDIATRICS BY THE SEA JOG RD OFFICE			3	100%	3
VELOCITY CARE			3	100%	3
CVS GA5637POCT VILLA RICA		3			3
APEX CLINICAL LABORATORIES INC		3			3
MINUTECLINIC DIAGNOSTIC OF VIRGINIA, LLC #392		3			3
John Knox Manor Inc II		2	1	33%	3
MURFREESBORO MEDICAL CLINIC		3			3
TIFTON CARECONNECT URGENT CARE			3	100%	3
PHOEBE SUMTER MEDICAL CENTER LABORATORY		2	1	33%	3
NASSAU COUNTY HEALTH DEPARTMENT-FERNANDINA BEACH C		3			3
CVS TX7825POCT FRISCO		2	1	33%	3
EMERALD TRACE		3			3
MEDEXPRESS URGENT CARE - ROCKAWAY		3			3

COVID-19: testing by laboratory

Data through Apr 22, 2021 verified as of Apr 23, 2021 at 09:25 AM

Data in this report are provisional and subject to change.

The numbers in the table below represent the number of Florida and non-Florida residents for whom test results were received by the Department of Health. A person can be tested by more than one laboratory and can have both positive and negative results. **Therefore, the sum of the numbers in each column will be larger than the total number of people tested.**

Reporting lab	Inconclusive	Negative	Positive	Percent positive	Total
ESCO DRUG CO INC		3			3
GREENTREE MEDICAL CENTER			3	100%	3
NEBRASKA MEDICAL CENTER			3	100%	3
CVS MI8091POCT FRASER		2	1	33%	3
MINUTECLINIC DIAG OF IND, LLC #5369		2	1	33%	3
MEDEXPRESS URGENT CARE-BLOOMFIELD AVEN		2	1	33%	3
PARKLAND HEALTH & HOSPITAL			3	100%	3
HEALTH EXPRESS		3			3
Good Samaritan Society - Fairfield Glade		3			3
JACKSONVILLE VA OPC			3	100%	3
EXETER HOSPITAL		3			3
EXPEDIAN URGENT CARE			3	100%	3
BOSTON MEDICAL CENTER			3	100%	3
CVS TX7156POCT RICHARDSON		3			3
MINUTECLINIC, LLC #05814		3			3
CAPTIAL REGIONAL MEDICAL CENTER			3	100%	3
Broadview Multi-Care Center		3			3
WALGREENS #07502		3			3
Granville Center	1	2			3
UHEALTH JACKSON URGENT CARE - CUTLER BAY		1	2	67%	3
RIVERSIDE METHODIST HOSPITAL LAB			3	100%	3
WINDSOR AT OCALA		2	1	33%	3
CVS OH2486POCT NILES		1	2	67%	3
ROANE MEDICAL CENTER		2	1	33%	3
GARCIA MORALES NELSON			3	100%	3
CVS SC2497POCT LEXINGTON		3			3
CVS TX7675POCT RED OAK		1	2	67%	3
CVS KY2332POCT GEORGETOWN		2	1	33%	3
HAMILTON COUNTY HEALTH DEPARTMENT		3			3
ADVANCE FAMILY PRACTICE LLC			3	100%	3
PARRISH MEDICAL CENTER-WAIVED TESTING		3			3
LPG PEDIATRICS AT LEHIGH ACRES		2	1	33%	3
MED FUSION			3	100%	3
SOUTHCARE PHARMACY INC		1	2	67%	3
EMORY CRAWFORD LONG HOSPITAL			3	100%	3
CROSSROADS URGENT CARE PLLC		3			3
MEDEXPRESS URGENT CARE-CHIPPEWA		2	1	33%	3
ADVENT HEALTH MEDICAL GROUP FAMILY MEDICINE			3	100%	3
MEDEXPRESS URGENT CARE - NORTH LITTLE		2	1	33%	3
GEISINGER COMMUNITY MEDICAL CENTER			3	100%	3
LUCID LABORATORY SERVICES		3			3
EASTMAN HEALTHCARE & REHAB		3			3
SANIBEL MEDICAL CLINIC		1	2	67%	3
CHILDREN'S HEALTHCARE OF ATLANTA AT EG		3			3
Huntington Health Care and Rehabilitation Center		3			3
CVS NV8784POCT LAS VEGAS		2	1	33%	3
Hackensack Univ Medical Center At Pasc		2	1	33%	3

COVID-19: testing by laboratory

Data through Apr 22, 2021 verified as of Apr 23, 2021 at 09:25 AM

Data in this report are provisional and subject to change.

The numbers in the table below represent the number of Florida and non-Florida residents for whom test results were received by the Department of Health. A person can be tested by more than one laboratory and can have both positive and negative results. **Therefore, the sum of the numbers in each column will be larger than the total number of people tested.**

Reporting lab	Inconclusive	Negative	Positive	Percent positive	Total
CVS NV2989POCT NORTH LAS VEGAS		2	1	33%	3
PIEDMONT ROCKDALE HOSPITAL		2	1	33%	3
FLORIDA HOSPITAL LABORATORIES		3			3
PROMPT CARE OF CENTRAL FLORIDA LLC			3	100%	3
SOUTHEAST GEORGIA HEALTH SYSTEM BRUNS		3			3
HOME CARE PHARMACY OF PALM COAST INC		3			3
PRECIDENT FLORIDA		3			3
CVS TN7144POCT BARTLETT		3			3
MEDEXPRESS URGENT CARE, HANOVER		2	1	33%	3
UNIVERSITY HEALTH SERVICES RIVER CAMPUS		2	1	33%	3
CVS TX19POCT SPRING		3			3
ISLAND NURSING HOME		2	1	33%	3
EVENING PEDIATRICS INC		1	2	67%	3
WHOLE CHILD PEDIATRICS			3	100%	3
SCHIFF CENTER FOR LIVER DISEASES		1	2	67%	3
24TH WEAPONS OF MASS DESTRUCTION - CIVIL SUPPORT		3			3
FLAGLER FAMILY MEDICINE PA			3	100%	3
AVANTE INVERNESS		1	2	67%	3
CRISP REGIONAL HOSPITAL		3			3
FLORIDA HOSPITAL PHYSICIANS GROUP		1	2	67%	3
BARONESS ERLANGER HOSPITAL		3			3
YATES COUNTY PUBLIC HEALTH		3			3
Fort Gaines Health and Rehab		3			3
COASTAL SKIN SURGERY AND DERMATOLOGY PL		3			3
WELLSTAR URGENT CARE SHALLOWFORD		1	2	67%	3
ROYAL PALM RETIREMENT CENTRE		3			3
CVS KS676POCT LAWRENCE		2	1	33%	3
Kroger 522 - The Little Clinic Gahanna		2	1	33%	3
NASON HOSPITAL			3	100%	3
HOUSTON MEDICAL CENTER			3	100%	3
URGENT DOC - URGENT CARE CLINIC			3	100%	3
THE DOCTOR'S OFFICE OF WEST CALDWELL		3			3
MINUTECLINIC DIAGNOSTIC OF PA LLC		3			3
NORTHCREST MEDICAL CENTER		1	2	67%	3
MINUTECLINIC DIAGNOSTIC OF NEW MEXICO LLC #7552		3			3
MEDIC INFUSION PA		3			3
SPARROW CENTRAL LAB			3	100%	3
SIGNATURE CARE PFLUGERVILLE			3	100%	3
QUEST DIAGNOSTICS CLINICAL LABORATORIES INC		2	1	33%	3
HAMILTON MEDICAL CENTER LABORATORY		1	2	67%	3
AKRON GENERAL MEDICAL CENTER MAIN		3			3
STRINGFELLOW MEMORIAL HOSPITAL		3			3
CORTLAND COUNTY HEALTH DEPARTMENT		3			3
MID-FLORIDA PATHOLOGY LLC - MOBILE UNIT # 3		1	2	67%	3
CORNERSTONE DRUG AND GIFT INC		3			3
AZALEALAND NURSING HOME		3			3
Kroger 388 - The Little Clinic Braelinn Village		3			3

COVID-19: testing by laboratory

Data through Apr 22, 2021 verified as of Apr 23, 2021 at 09:25 AM

Data in this report are provisional and subject to change.

The numbers in the table below represent the number of Florida and non-Florida residents for whom test results were received by the Department of Health. A person can be tested by more than one laboratory and can have both positive and negative results. **Therefore, the sum of the numbers in each column will be larger than the total number of people tested.**

Reporting lab	Inconclusive	Negative	Positive	Percent positive	Total
AMI ST FRANCIS HOSPITAL LABORATORY		2	1	33%	3
Concordia Village of Tampa			3	100%	3
CVS PHARMACY INC DBA CVS/PHARMACY #10908		3			3
MEDEXPRESS URGENT CARE - VINELAND S MA		3			3
FAMILY FIRST PEDIATRICS			3	100%	3
CVS MA969POCT PALMER		3			3
SINAI POST ACUTE NURSING AND REHAB CE		3			3
ASPEN VALLEY HOSPITAL			3	100%	3
Glenis Dr VA Outpatient Clinic		2	1	33%	3
CVS IL3163POCT OAK PARK		3			3
BLACKWATER RIVER			3	100%	3
ADVENTHEALTH MEDICAL GROUP ADULT AND SENIOR HEALTH			3	100%	3
NASSAU COUNTY HEALTH DEPARTMENT		3			3
CHILDREN'S HEALTHCARE OF ATLANTA		3			3
MEDEXPRESS URGENT CARE - LAWRENCE		3			3
BAPTIST PRIMARY CARE FERNANDINA BEACH			3	100%	3
CVS MN663POCT APPLE VALLEY		2	1	33%	3
NEMOURS CHILDREN'S URGENT CARE LAKE NONA			3	100%	3
MEDEXPRESS URGENT CARE - CEDAR KNOLLS		3			3
CVS OH4359POCT HUDSON		3			3
QUALITY LABORATORY SERVICE		2	1	33%	3
LAURELLWOOD NURSING CENTER		1	2	67%	3
OPP HEALTH AND REHABILITATION		3			3
LEXINGTON MEDICAL CENTER		1	2	67%	3
Florida Baptist Retirement Center		1	2	67%	3
AUSTIN PUBLIC HEALTH			3	100%	3
NYU WINTHROP LABORATORY		3			3
ORCHID COVE DAYTONA			3	100%	3
TMH PHYSICIAN PARTNERS BLOUNTSTOWN			3	100%	3
MEDICAL CITY DALLAS HOSPITAL			3	100%	3
CTRS			3	100%	3
MEMORIAL HEALTH UNIVERSITY MEDICAL CENTER			3	100%	3
CORMEUM LAB SERVICES, LLC			3	100%	3
UNIVERSITY OF KANSAS MEDICAL CENTER			3	100%	3
CVS IL2788POCT BUFFALO GROVE		3			3
MEDEXPRESS URGENT CARE - ANDERSON		3			3
Kroger 387 - The Little Clinic Hubbards Lane		3			3
MEDEXPRESS URGENT CARE - CINNAMINSON		2	1	33%	3
COMMUNITY HEALTH CENTERS OF PINELLAS, INC		1	2	67%	3
WALGREENS # 09788		3			3
CENTRAL FL INTERNAL MEDICINE ASSOCIATES LLC		3			3
PUBLIC HEALTH TRUST OF MIAMI DADE COUNTY			3	100%	3
PEDIATRICS AND ADOLESCENT MEDICINE		2	1	33%	3
LRHS Florida Poly Tech		3			3
F W HUSTON MEDICAL CENTER SENIOR LIVIN		3			3
SUNDALE NURSING HOME		3			3
THOMAS LANGLEY			3	100%	3

COVID-19: testing by laboratory

Data through Apr 22, 2021 verified as of Apr 23, 2021 at 09:25 AM

Data in this report are provisional and subject to change.

The numbers in the table below represent the number of Florida and non-Florida residents for whom test results were received by the Department of Health. A person can be tested by more than one laboratory and can have both positive and negative results. **Therefore, the sum of the numbers in each column will be larger than the total number of people tested.**

Reporting lab	Inconclusive	Negative	Positive	Percent positive	Total
HILLVIEW LABORATORY			3	100%	3
Kroger 635 - The Little Clinic Dacula		3			3
TEMPUS_LABS			3	100%	3
MIDWAY SPECIALTY CARE RX LLC		1	2	67%	3
WEST TN HEALTH MED NORTH		3			3
OHIO HEALTH DOCTORS HOSPITAL			3	100%	3
WEST COCOA PHARMACY			3	100%	3
CVS OK6225POCT EDMOND		3			3
CVS NE8616POCT LINCOLN		1	2	67%	3
TUFTS MEDICAL CENTER			3	100%	3
NEMOURS CHILDRENS PRIMARY CARE HORIZON WEST			3	100%	3
NEMOURS CHILDRENS PRIMARY CARE MAITLAND			3	100%	3
MCGUFFEY HEALTH CARE CENTER INC		3			3
NORTH SHORE HOSP. INFECTION CONTROL			3	100%	3
ALOHA HOME CARE LLC DBA ACCENTCARE HOME HEALTH OF		3			3
MANORCARE NURSING & REHABILITATION CENTER-NAPLES		3			3
SUMMIT MEDICAL GROUP - WEST ORANGE		3			3
CVS IL2798POCT CHICAGO		1	2	67%	3
HEPATOLOGY DIAGNOSTIC LAB			3	100%	3
MINUTECLINIC DIAGNOSTIC OF TEXAS, LLC #7435		2	1	33%	3
NEW YORK STATE DEPARTMENT OF HEALTH		1	2	67%	3
MEMORIAL HERMANN			3	100%	3
THE DOCTORS OFFICE OF BRICK, LLC		3			3
ACL LABORATORIES INDUSTRIAL TOXICOLOGY			3	100%	3
CLINICAL CARE ASSOCIATES, INC			3	100%	3
Kroger 093 - The Little Clinic Stapleton		2	1	33%	3
MARION OAKS ASSISTED LIVING		3			3
EVERGREEN WOODS HEALTH & REHAB CENTER		2	1	33%	3
LIVINGSTON COUNTY DEPT OF HEALTH REPRO			3	100%	3
YORK HOSPITAL - LABORATORY			3	100%	3
Greystone Health Care Center		3			3
EDITH NOURSE ROGERS MEMORIAL VAMC		3			3
CVS HEALTH, #5962		3			3
FREDERICK MEMORIAL HOSPITAL			3	100%	3
CVS PA7132POCT THORNDALE		3			3
DOUGLASVILLE NURSING AND REHABILITATIO		3			3
BROOKDALE OAKBRIDGE		1	2	67%	3
HIALEAH SHORES NURSING AND		2	1	33%	3
MEDEXPRESS-HOUSTON EAST FWY		1	2	67%	3
GONZALEZ MD AND ASWAD MD HEALTH SERVICES			3	100%	3
CVS TX2876POCT PROSPER		3			3
BAPTIST OUTPATIENT SERVICES			3	100%	3
MEMORIAL HERMANN CONSOLIDATED LABORATORY SERVICES			3	100%	3
LEE MEMORIAL HOSPITAL BLOOD GAS LAB			3	100%	3
MONTANA PUBLIC HEALTH LAB			3	100%	3
MEDEXPRESS URGENT CARE - WHEELING		2	1	33%	3
OCEAN MEDICAL CENTER		2	1	33%	3

COVID-19: testing by laboratory

Data through Apr 22, 2021 verified as of Apr 23, 2021 at 09:25 AM

Data in this report are provisional and subject to change.

The numbers in the table below represent the number of Florida and non-Florida residents for whom test results were received by the Department of Health. A person can be tested by more than one laboratory and can have both positive and negative results. **Therefore, the sum of the numbers in each column will be larger than the total number of people tested.**

Reporting lab	Inconclusive	Negative	Positive	Percent positive	Total
CGH MEDICAL CENTER			3	100%	3
UK HEALTHCARE			3	100%	3
DOCTORS HOSPITAL RENAISSANCE			3	100%	3
SPRING LAKE REHABILITATION CENTER			3	100%	3
EASTSIDE MEDICAL CENTER		3			3
Orchid Cove at Naples			3	100%	3
CENTURY LINK SPORTS COMPLEX			3	100%	3
INTERNAL MEDICINE & PEDIATRICS WELLNESS CENTER			3	100%	3
Walgreens #5984		3			3
OLYMPUS HEALTH AND PERFORMANCE			3	100%	3
CVS NC7548POCT FUQUAY VARINA		2	1	33%	3
CVS CA9145POCT SANTEE		2	1	33%	3
MARLBORO URGENT CARE		3			3
LOCH HAVEN PEDIATRICS			3	100%	3
Kroger 627 - The Little Clinic Castleberry		2	1	33%	3
ANN STORCK CENTER INC		3			3
RENE F CEDENO DMD PA		3			3
OPENTRONS PRL		2	1	33%	3
MEDEXPRESS URGENT CARE - CHERRY HILL		3			3
PANCARE HEALTH - FRANKLIN CO			3	100%	3
CVS NJ2508POCT MANALAPAN		3			3
Wynfield Park Health and Rehabilitation		3			3
TAYLOR MANOR		1	2	67%	3
FOUR WINDS BEHAVIORAL HEALTH		3			3
SKIPPACK MEDICAL LAB			3	100%	3
MEDFUSION		2	1	33%	3
Lakeview Village		3			3
MEDEXPRESS URGENT CARE-SELINGSGROVE		2	1	33%	3
CVS CA9858POCT SANTA CLARITA		3			3
HARBORCHASE OF STUART			3	100%	3
PRISMA HEALTH MIDLANDS			3	100%	3
ALABAMA DEPT PUBLIC HEALTH			3	100%	3
Maryfield Inc. dba Pennybyrn		3			3
TARRANT COUNTY PUBLIC HEALTH		3			3
COVENANT PEDIATRICS		1	2	67%	3
ORLANDO AIRPORT DIALYSIS		3			3
FLORIDA GASTROENTEROLOGY ASSOCIATES PA		3			3
CVS IL2297144CV CHICAGO		3			3
NORTH BROWARD HOSPITAL DISTRICT HEALTHCARE FOR THE HOMELESS			3	100%	3
BROOKDALE LAKE MARY			3	100%	3
CVS AZ7263POCT PHOENIX		3			3
CVS IN6608POCT NEW PALESTINE		1	2	67%	3
MEDEXPRESS URGENT CARE - TOPEKA, SW WANAMAKER RD		3			3
AFFORDABLE PRIMARY CARE LLC		3			3
ERIE COUNTY PUBLIC HEALTH CLINICAL		3			3
WALGREENS NO 19542		3			3
JS HEALTHCARE		2	1	33%	3

COVID-19: testing by laboratory

Data through Apr 22, 2021 verified as of Apr 23, 2021 at 09:25 AM

Data in this report are provisional and subject to change.

The numbers in the table below represent the number of Florida and non-Florida residents for whom test results were received by the Department of Health. A person can be tested by more than one laboratory and can have both positive and negative results. **Therefore, the sum of the numbers in each column will be larger than the total number of people tested.**

Reporting lab	Inconclusive	Negative	Positive	Percent positive	Total
FIRST CARE - MIDDLESBORO			3	100%	3
ADVENTHEALTH WATERMAN COMMUNITY CLINIC			3	100%	3
CABELL HUNTINGTON HOSPITAL CLINICAL LAB			3	100%	3
MUNSON MEDICAL CENTER			3	100%	3
HELIX LW UC		1	2	67%	3
CVS MA299POCT WORCESTER		3			3
HELGEMO & LIQU PEDIATRICS			3	100%	3
EAST TENNESSEE CHILDREN'S HOSPITAL		2	1	33%	3
BAPTIST PRIMARY CARE, INC.		2	1	33%	3
Domiciliary Rehab & Residential Treatment Program		3			3
BROADWAY HEALTH FLORIDA MEDICAL CLINIC URGENT CARE			3	100%	3
ACCESS 365 URGENT CARE LLC		1	2	67%	3
ADVANCED PEDIATRICS			3	100%	3
CAMPAZZI CONCIERGE MEDICAL SERVICES		2	1	33%	3
UNIVERSITY OF MIAMI HOSPITALS & CLINIC			3	100%	3
ADVENTHEALTH MEDICAL GROUP PEDIATRICS AT APOPKA		3			3
MEDEXPRESS URGENT CARE - TOTOWA		3			3
LINCOLN MEDICAL CENTER		3			3
LOYOLA UNIVERSITY MEDICAL CENTER LABORATORY			3	100%	3
TIEHH BIOTERRORISM RESPONSE LAB			3	100%	3
GINKGO-IXLAYER		3			3
CONCENTRA - ORLANDO SOUTH II		3			3
ADRIANA M CASTRO MD PA		3			3
PREMIER MOBILE HEALTH SERVICES, LLC		1	2	67%	3
FELICIDAD MEDICAL CENTER INC			3	100%	3
CVS PA2687POCT EXTON		3			3
FAST PACE URGENT CARE			3	100%	3
MINUTECLINIC LLC #5010		3			3
SUPER HEALTH PHARMACY LLC		3			3
ATLANTIS OUTPATIENT CENTER		3			3
MISSISSIPPI CARE CENTER OF DEKALB LLC		3			3
LIFEGUARD AMBULANCE SERVICE LLC - BAY COUNTY			3	100%	3
THE READING HOSPITAL & MEDICAL CENTER			3	100%	3
MT CARMEL PHARMACY INC		3			3
CARENOW-ATASCOCITA			3	100%	3
IPSUM DIAGNOSTICS LLC		3			3
HELIX BIOMEDICS LLC			3	100%	3
CVS IN6605POCT INDIANAPOLIS		2	1	33%	3
AFC URGENT CARE/FARRAGUT			3	100%	3
WEILL CORNELL MEDICAL ASSOCIATES - EAST SIDE		3			3
ACCESS LABORATORIES LLC			3	100%	3
TRUE HEALTH – LAKE UNDERHILL		3			3
MEDICAL SERVICES OF AMERICA HOME HEALTH		3			3
NYU LANGONE HUNTINGTON MEDICAL GROUP		2			2
MADISON HOSPITAL LABORATORY			2	100%	2
NORTHSIDE FAMILY MEDICINE AND URGENT CARE (CUMMING)		2			2
QUALITY URGENT CARE CENTER		1	1	50%	2

COVID-19: testing by laboratory

Data through Apr 22, 2021 verified as of Apr 23, 2021 at 09:25 AM

Data in this report are provisional and subject to change.

The numbers in the table below represent the number of Florida and non-Florida residents for whom test results were received by the Department of Health. A person can be tested by more than one laboratory and can have both positive and negative results. **Therefore, the sum of the numbers in each column will be larger than the total number of people tested.**

Reporting lab	Inconclusive	Negative	Positive	Percent positive	Total
DEPT OF HEALTH			2	100%	2
MEDCOR CORPORATE CLINIC		1	1	50%	2
PATIENT FIRST-BATTLEFIELD			2	100%	2
Kroger 096 - The Little Clinic Orchard and Holly		2			2
SCDHEC BUREAU OF LABORATORIES			2	100%	2
IM&P WELLNES CENTER			2	100%	2
Kroger 328 - The Little Clinic Henderson Road		2			2
SUMMIT CLINICAL LABORATORIES LLC			2	100%	2
Green Mountain Nursing and Rehabilitation		2			2
RAPID RESULT CORP LLC		1	1	50%	2
Oakmont of Katy Nursing and Rehabilitation		2			2
CVS NC3514POCT STANLEY		2			2
FASTCARE LLC			2	100%	2
NEW BRIDGE MEDICAL CENTER		2			2
Kroger 412 - The Little Clinic Oxford		2			2
John L. McClellan Memorial Veterans Hospital		2			2
PLAINS REGIONAL MEDICAL CENTER		2			2
VELOCITY URGENT CARE			2	100%	2
NORTHEAST FLORIDA HEALTH SERVICES, INC DBA FAMILY HEALTH SOURCE			2	100%	2
SOUTHERN SURGICAL ARTS		2			2
PUBLIX PHARMACY #1387		2			2
DOCTOR'S IN-HOUSE LAB/COMMUNITY HEALTH CENTERS OF PINELLAS - JOHNNIE R			2	100%	2
Lenawee Medical Care Facility		2			2
POINT OF CARE PRIVATE HEALTH MANAGEMENT			2	100%	2
Essex Center for Rehabilitation and Healthcare		2			2
GOLDSTEIN			2	100%	2
PEACE RIVER MEDICAL CENTER		2			2
ENVOY OF FORK UNION, LLC DBA ENVOY AT THE VILLAGE		2			2
WISE HEALTH SYSTEM		1	1	50%	2
BMC/JACSONVILLE		1	1	50%	2
RIVIERA BEACH INTEGRATED CARE INC			2	100%	2
FHPG SURGICAL ASSOCIATES OF EAST PASCO			2	100%	2
DALLAS MEDICAL CENTER			2	100%	2
RM PHARMACY SERVICES INC		1	1	50%	2
PEDIATRIC HEALTH CARE		1	1	50%	2
Hartwell Health and Rehabilitation		2			2
HEALTH & REHAB CTR AT DOLPHINS VIEW, THE			2	100%	2
ST. ELIZABETH HEALTHCARE			2	100%	2
VALUE DRUGS BRONXVILLE INC		2			2
The Friendly Home		2			2
EASTLAKE MEDICAL CENTER		2			2
SAMARITAN PACIFIC COMMUNITIES HOSPITAL		2			2
HOLY TRINITY PHARMACY LLC		2			2
ManorCare Health Services Peters Township		2			2
COLONIAL HEALTH CARE		1	1	50%	2
ASANTE ROGUE REGIONAL MEDICAL CENTER L		2			2
CVS CA9497POCT IRVINE		2			2

COVID-19: testing by laboratory

Data through Apr 22, 2021 verified as of Apr 23, 2021 at 09:25 AM

Data in this report are provisional and subject to change.

The numbers in the table below represent the number of Florida and non-Florida residents for whom test results were received by the Department of Health. A person can be tested by more than one laboratory and can have both positive and negative results. **Therefore, the sum of the numbers in each column will be larger than the total number of people tested.**

Reporting lab	Inconclusive	Negative	Positive	Percent positive	Total
AMEDISYS HOME HEALTH OF GREENVILLE			2	100%	2
ILLINOIS DEPT OF PUBLIC HEALTH LABS			2	100%	2
MINUTE CLINIC DIAGNOSTIC OF KANSAS PA		2			2
CVS MI8287POCT MACOMB		2			2
GULF COAST MEDICAL CENTER RESPIRATORY CARE			2	100%	2
MEDEXPRESS URGENT CARE - WICHITA, N MAIZE RD		1	1	50%	2
SCHEURER HOSPITAL		2			2
MERCY MEDICAL CENTER INC		1	1	50%	2
BOND & STEELE CLINIC, PA			2	100%	2
ASCENSION ST MICHAEL'S HOSPITAL LAB		1	1	50%	2
AMERICAN RESEARCH CENTERS OF FLORIDA			2	100%	2
BEREA URGENT CARE			2	100%	2
MEMORIAL SLOAN KETTERING CANCER CENTER		1	1	50%	2
MEDSTAR HARBOR HOSPITAL			2	100%	2
FIRST PREVENTION AND DIALYSIS CENTER LLC			2	100%	2
INTEGRITY CLINICAL RESEARCH CENTER INC		1	1	50%	2
APPLECARE VALDOSTA			2	100%	2
CVS OH5457POCT POWELL		2			2
FLORIDA DEPARTMENT OF HEALTH IN ESCAMBIA COUNTY		1	1	50%	2
POPLAR HEALTHCARE			2	100%	2
MEMORIAL HOSPITAL OF SOUTH BEND			2	100%	2
MEDEXPRESS URGENT CARE-MT PLEASANT		1	1	50%	2
New Jersey Aim At Smg		2			2
BOCA RATON REGIONAL HOSPITAL INC			2	100%	2
MEDRITE MEDICAL CARE PC		2			2
STATCARE URGENT AND WALK-IN			2	100%	2
STEWART ST ELIZABETH MEDICAL CENTER			2	100%	2
ADVANCED MEDICAL CARE			2	100%	2
CIGNA GATEWAY			2	100%	2
HOPE HEALTH & WELLNESS		2			2
FLORIDA MEDICAL CLINIC, LLC			2	100%	2
NORTON IMMEDIATE CARE CENTER - PRESTON			2	100%	2
POMERENE HOSPITAL			2	100%	2
VILLAGES HEALTH SYSTEM, LLC, THE			2	100%	2
TRINITY DIALYSIS			2	100%	2
TMH EC NORTHEAST LABORATORY			2	100%	2
BELLIN HOSPITAL			2	100%	2
Kroger 777 - The Little Clinic Shelbyville		1	1	50%	2
MONICE DR.			2	100%	2
MANISTEE COUNTY MEDICAL CARE FACILITY		2			2
LILY PHARMACY		2			2
UPS			2	100%	2
MED-LAKE LABORATORY, LLC			2	100%	2
MEMORIAL HOSPITAL OF CARBONDALE			2	100%	2
ORLANDO LUTHERAN TOWERS		1	1	50%	2
Stillwater Healthcare		2			2
WillowBrooke Court at Westminster Village		2			2

COVID-19: testing by laboratory

Data through Apr 22, 2021 verified as of Apr 23, 2021 at 09:25 AM

Data in this report are provisional and subject to change.

The numbers in the table below represent the number of Florida and non-Florida residents for whom test results were received by the Department of Health. A person can be tested by more than one laboratory and can have both positive and negative results. **Therefore, the sum of the numbers in each column will be larger than the total number of people tested.**

Reporting lab	Inconclusive	Negative	Positive	Percent positive	Total
CVS PHARMACY INC DBA CVS/PHARMACY # 10600		2			2
CARESPOT URGENT CARE		1	1	50%	2
CVS TX4794POCT ARLINGTON		2			2
CVS OH6185POCT PICKERINGTON		2			2
STUDENT HEALTH SERVICES			2	100%	2
VA Ann Arbor HCS		1	1	50%	2
HCR MANOR CARE SERVICES OF FLORIDA III INC		2			2
BIRMINGHAM INTERNAL MEDICINE ASSOCIATE		1	1	50%	2
FLORIDA SCHOOL FOR THE DEAF & BLIND			2	100%	2
WEST HOUSTON MEDICAL CENTER			2	100%	2
MAINE CENTER FOR DISEASE CONTROL AND PREVENTION			2	100%	2
HOME ACCESS HEALTH			2	100%	2
FIRST CHOICE MEDICAL PC			2	100%	2
Kroger 672 - The Little Clinic Bill Kennedy & Glenwood		2			2
ROPER HOSPITAL			2	100%	2
DOCTORS CARE OF PALM COAST			2	100%	2
DMC UNIVERSITY LABORATORIES		1	1	50%	2
ASANTE THREE RIVERS MEDICAL CENTER LAB		2			2
FIRSTCHOICE FAMILY CARE, PLLC		2			2
CALIFORNIA DIVISION OF COMMUNICABLE DISEASE CONTROL			2	100%	2
INSPIRE HEALTHCARE CENTER			2	100%	2
TWIN LAKES REHAB & HEALTHCARE		2			2
NLC LABS			2	100%	2
HIGHLAND PARK LAKEWOOD PRESTON HOLLOW			2	100%	2
MEDEXPRESS URGENT CARE - LODI		2			2
POINTE MEDICAL SERVICES INC			2	100%	2
ABRAKIDABRA PEDIATRIC CLINIC LLC			2	100%	2
BAYFRONT CARDIOVASCULAR ASSOCIATES		1	1	50%	2
SUNSHINE PHARMACY		2			2
Timber Ridge Health Care Center			2	100%	2
MAGNOLIA ADULT, LLC			2	100%	2
BAYCARE LABORATORIES			2	100%	2
NSUH AT SYOSSET		2			2
EXPRESS PHARMACY INC		1	1	50%	2
MEASE COUNTRYSIDE HOSPITAL CARDIAC REH			2	100%	2
AdventHealth Care Center Orlando North			2	100%	2
CVS IN6611POCT INDIANAPOLIS		1	1	50%	2
PTC LABORATORIES			2	100%	2
MIDWAY PRIMARY CARE LLC		2			2
ROCKEFELLER UNIVERSITY CLINICAL GENOMICS LABORATOR		2			2
BIOHEALTH MEDICAL LAB INC			2	100%	2
CVS OH2540POCT HILLIARD		2			2
Mount Olivet Careview Home		2			2
CHAPPEL GROUP RESEARCH, THE		2			2
HMH HOSPITALS CORPORATION		2			2
SAFE PMC		2			2
NEW YORK CITY DEPARTMENT OF HEALTH			2	100%	2

COVID-19: testing by laboratory

Data through Apr 22, 2021 verified as of Apr 23, 2021 at 09:25 AM

Data in this report are provisional and subject to change.

The numbers in the table below represent the number of Florida and non-Florida residents for whom test results were received by the Department of Health. A person can be tested by more than one laboratory and can have both positive and negative results. **Therefore, the sum of the numbers in each column will be larger than the total number of people tested.**

Reporting lab	Inconclusive	Negative	Positive	Percent positive	Total
LABRADOR PRIMARY CARE CENTER			2	100%	2
SCIENTIFIC LABORATORY COMPANY		2			2
Harbor House		2			2
Manorcare Health Services - Williamsport South		2			2
WAKULLA URGENT CARE & DIAGNOSTIC			2	100%	2
WATERS PEDIATRIC CENTER			2	100%	2
WARE EXPRESS CARE			2	100%	2
CHNJ		2			2
MEDCARE		2			2
RIVER CITY MEDICAL ASSOCIATES, INC			2	100%	2
MAWD PATHOLOGY GROUP			2	100%	2
Kroger 647 - The Little Clinic Newnan Crossings		1	1	50%	2
UWMC MONTLAKE DEPT OF LAB MED			2	100%	2
PALMETTO BAY MEDICAL CENTER		1	1	50%	2
MAYO CLINIC COUMADIN CLINIC LABORATORY		1	1	50%	2
PUBLIX PHARMACY #1048		2			2
CQUENTIA NGS, LLC			2	100%	2
MYKIDZMD PEDIATRICS PLLC		2			2
MEDEXPRESS URGENT CARE - SPRINGDALE, S 40TH STREET		2			2
JACKSON LABORATORY OF GENOMIC MEDICINE		2			2
BENEVA LAKES ASSISTED LIVING CENTER			2	100%	2
Kroger 477 - The Little Clinic Fort Mitchell		2			2
MINUTECLINIC #1773		2			2
SWEETWATER NURSING CENTER		2			2
MEDEXPRESS URGENT CARE - MARTINSVILLE		2			2
BAPTIST HEALTH LEXINGTON			2	100%	2
MEDEXPRESS URGENT CARE - LINCOLN VILLA		2			2
MEDPOST - NORTH DALLAS			2	100%	2
CVS MO8581POCT BLUE SPRINGS		1	1	50%	2
MARIANNA CBOC		2			2
PRECISION DIAGNOSTIC INC		2			2
SPECIALTY LABORATORIES			2	100%	2
COMPLETE HEALTH MEDICAL CENTER			2	100%	2
COLUMBIA COTTAGE		2			2
SPRING HILL REGIONAL HOSPITAL			2	100%	2
ALVERNO CLINICAL LABORATORIES			2	100%	2
BEAUFORT MEMORIAL			2	100%	2
Piney Grove Nursing and Rehabilitation Center		2			2
VAULT HEALTH			2	100%	2
HEALTH PARTNERS REGIONAL HOSPITAL			2	100%	2
LAB PLUS, LLC			2	100%	2
METHODIST HEALTHCARE - MEMPHIS HOSP		2			2
BOSTON PUBLIC HEALTH COMMISSION			2	100%	2
NEW YORK CITY CENTRAL COVID			2	100%	2
ADVENT HEALTH - OWASA			2	100%	2
ROBERTS WESLEYAN COLLEGE HEALTH CENTE		2			2
SALEM VAMC		2			2

COVID-19: testing by laboratory

Data through Apr 22, 2021 verified as of Apr 23, 2021 at 09:25 AM

Data in this report are provisional and subject to change.

The numbers in the table below represent the number of Florida and non-Florida residents for whom test results were received by the Department of Health. A person can be tested by more than one laboratory and can have both positive and negative results. **Therefore, the sum of the numbers in each column will be larger than the total number of people tested.**

Reporting lab	Inconclusive	Negative	Positive	Percent positive	Total
SYNEOS HEALTH			2	100%	2
FORT MYERS NORTH DIALYSIS		1	1	50%	2
HOLY FAMILY MEDICAL CENTER		1	1	50%	2
PRESTIGE EMERGENCY ROOM LLC			2	100%	2
PRIMACARE MEDICAL LAKEWOOD			2	100%	2
PEACEHEALTH CENTRAL		2			2
Elba Nursing and Rehabilitation Center, LLC		2			2
GREEN BAY BLIZZARD OFFICE		2			2
Advanced Rehabilitation and Healthcare of Wichita Falls		2			2
HERNANDO CHILDREN'S			2	100%	2
CVS NC2559POCT CHARLOTTE		2			2
MC MEDICAL			2	100%	2
ENCOMPASS HEALTH HOME HEALTH		1	1	50%	2
EXCEPTIONAL EMERGENCY CENTER - AMARILLO			2	100%	2
MEDEXPRESS URGENT CARE - LINCOLN N 26T		2			2
ADVANTA ANALYTICAL LABORATORIES			2	100%	2
UT PATH			2	100%	2
PIEDMONT MOUNTAINSIDE HOSPITAL LAB - E		2			2
VIBRA HEALTH LABORATORY			2	100%	2
UT AUSTIN UNIVERSITY HEALTH SERVICES			2	100%	2
KJ MEDICAL PRACTICE PC		2			2
Kroger 687 - The Little Clinic Sugar Hill		1	1	50%	2
ST. JOSEPH REGIONAL MEDICAL CENTER			2	100%	2
OSF SAINT FRANCIS MEDICAL CENTER			2	100%	2
HOLSTON MEDICAL GROUP		2			2
EASTSIDE SPORTS COMPLEX			2	100%	2
WALGREENS #09304		1	1	50%	2
BUCKINGHAM PAVILION INC		2			2
CVS NC4169POCT FAYETTEVILLE		2			2
ACN PHYSICIANS GROUP CORP			2	100%	2
Workmens Circle Multicare Center		2			2
FLORIDA MENTOR FAULKNER GROUP HOME			2	100%	2
REGIONS HOSPITAL LABORATORY			2	100%	2
SENTARA NORFOLK GENERAL HOSPITAL			2	100%	2
Kroger 519 - The Little Clinic Georgesville Square		2			2
UW HOSPITAL AND CLINICS		1	1	50%	2
MIDDLEBURG VA CBOC		2			2
WALGREENS #06583		2			2
BAYOU GARDENS DUNEDIN LLC		2			2
Mary Anna Nursing Home		2			2
PREVENTIVE HEALTH PARTNERS I L S C		2			2
SANTA ROSA COUNTY HEALTH DEPARTMENT			2	100%	2
Bethel Lutheran Home		2			2
CHRISTUS SPOHN HOSPITAL			2	100%	2
VA CBOC			2	100%	2
Greystone Nursing and Rehab, LLC			2	100%	2
ST ANTHONY COMMUNITY HOSPITAL LAB		1	1	50%	2

COVID-19: testing by laboratory

Data through Apr 22, 2021 verified as of Apr 23, 2021 at 09:25 AM

Data in this report are provisional and subject to change.

The numbers in the table below represent the number of Florida and non-Florida residents for whom test results were received by the Department of Health. A person can be tested by more than one laboratory and can have both positive and negative results. **Therefore, the sum of the numbers in each column will be larger than the total number of people tested.**

Reporting lab	Inconclusive	Negative	Positive	Percent positive	Total
Walgreens #10207		2			2
RABI SINHA, MD		2			2
EAST CENTRAL REGIONAL HOSPITAL GRACEWO		2			2
U OF MIAMI MILLER SCHOOL OF MEDICINE			2	100%	2
A PATTERN MEDICAL CLINIC		2			2
Kroger 549 - The Little Clinic Clinton Highway		2			2
AUGUSTA HEALTH SKILLED CARE			2	100%	2
PUBLIX PHARMACY #1092		2			2
NIAGARA APOTHECARY INC		2			2
CRAWFORD COUNTY CARE CENTER		2			2
FKC AMELIA ISLAND DIALYSIS			2	100%	2
ST. VINCENT HOSPITAL			2	100%	2
FLAGLER PROFESSIONAL HEALTH CAE SERVICES INC		2			2
CARENOW LENEXA			2	100%	2
NEW YORK UNIVERSITY MEDICAL CENTER			2	100%	2
PORTAGE MEDICAL CENTER			2	100%	2
UNIVERSITY OF VERMONT MEDICAL CENTER			2	100%	2
EXPRESS CARE WALK-IN CLINIC			2	100%	2
EXCELTOX LABORATORIES LLC		2			2
CARE 365			2	100%	2
VITAL CARE CLINIC, LLC			2	100%	2
THE FOUNTAIN AT BOCA CIEGA BAY		2			2
SHELL POINT HOME HEALTH			2	100%	2
WE CARE HOME HEALTH SOLUTIONS LLC			2	100%	2
UF KANAPAHA LAB BEAKER		2			2
CVS NE2741POCT LA VISTA		2			2
Kroger 619 - The Little Clinic Hendersonville Indian Lake		2			2
Kroger 101 - The Little Clinic Hill Top		2			2
ROBINSON FAMILY CLINIC PA			2	100%	2
GOLISANO PEDIATRICS PORT CHARLOTTE HARBOR		2			2
PIEDMONT WALTON HOSPITAL		2			2
ST ANTHONY'S PINELLAS CARE CLINIC			2	100%	2
FLORIDA MEDICAL CLINIC RADIOLOGY DALE MABRY		2			2
MANSFIELD MEDICAL LODGE			2	100%	2
PINARD HOME HEALTH SERVICES INC			2	100%	2
BAPTIST HOSPITAL OF MIAMI MCI BROWARD LABORATORY			2	100%	2
MCCALLIE SCHOOL-STUDENT HEALTH CENTER		2			2
PruittHealth Lakehaven		2			2
STOP URGENT CARE			2	100%	2
MEDAILLE COLLEGE WELLNESS CENTER		2			2
Q ALL CARE MEDICAL PC		2			2
KINGSTON RESIDENCE OF MARION		2			2
OAKMONT EAST- GREENVILLE SC, LLC		2			2
MEDEXPRESS URGENT CARE - BENTON		2			2
Delaware Court Healthcare Center		2			2
ALABAMA REFERENCE LAB			2	100%	2
PM PEDIATRICS OF BAYSIDE, PLLC - RIVE		2			2

COVID-19: testing by laboratory

Data through Apr 22, 2021 verified as of Apr 23, 2021 at 09:25 AM

Data in this report are provisional and subject to change.

The numbers in the table below represent the number of Florida and non-Florida residents for whom test results were received by the Department of Health. A person can be tested by more than one laboratory and can have both positive and negative results. **Therefore, the sum of the numbers in each column will be larger than the total number of people tested.**

Reporting lab	Inconclusive	Negative	Positive	Percent positive	Total
WOMENS CARE FLORIDA LLC-LABORATORY		2			2
PALM BEACH DIGESTIVE ASSOCIATES			2	100%	2
BAY CORRECTIONAL AND REHABILITATION FACILITY			2	100%	2
CVS AZ5477POCT SURPRISE		2			2
UNIVERSITY OF MARYLAND MEDICAL CENTER			2	100%	2
SOUTHSIDE FAMILY MEDICAL		2			2
NEMOURS CHILDRENS PRIMARY CARE			2	100%	2
OUR LADY OF THE LAKE REGIONAL MEDICAL CENTER			2	100%	2
SOMA MEDICAL CENTER P.A. #4			2	100%	2
MOUNT SINAI MEDICAL CENTER OF FLORIDA, INC			2	100%	2
WALGREENS AGUADILLA (ST 177)		2			2
UMASS MEMORIAL MEDICAL CENTER, INC		1	1	50%	2
UNITY LONGPOND		2			2
EXCUSED ABSENCE PLLC		2			2
PHYSICIANS LABORATORY SERVICES			2	100%	2
CVS IL8744POCT BROOKFIELD		2			2
UNIVERSITY OF MN MEDICAL CENTER EAST CAMPUS			2	100%	2
ROUTE 16 PHARMACY LLC DBA HOLLAND PHAR		2			2
SAWGRASS PEDIATRIC PARTNERS LLC			2	100%	2
CLEMENT J ZABLOCKI VAMC		2			2
MEDLOGIC, LLC		2			2
MOORE CLINICAL RESEARCH INC			2	100%	2
AFC URGENT CARE CLEVELAND			2	100%	2
CROSSROADS URGENT CARE DBA URGENT TEA		2			2
CORTLAND PARK REHABILITATION AND NURSING CENTER		1	1	50%	2
INN AT LAPOSADA,THE			2	100%	2
STAGES OF LIFE MEDICAL INSTITUTE			2	100%	2
TSALI CARE CENTER		2			2
VALUE DRUGS GREENLAWN INC		2			2
FAMILY URGENT CARE		2			2
AL MANI HEALTH INSTUTUTE		2			2
RUST MEDICAL CENTER		2			2
ACCESS MEDICAL GROUP OF TAMPA II, INC		2			2
ONslow COUNTY HEALTH DEPARTMENT			2	100%	2
CENTRAL FLORIDA FAMILY HEALTH CENTER		2			2
CVS NJ2369POCT JACKSON		2			2
MEMORIAL HERMANN HOSPITAL			2	100%	2
ARCPPOINTLABS OF VIRGINIA BEACH		1	1	50%	2
DELRAY BEACH HEALTH CENTER			2	100%	2
VENETIAN GARDENS		2			2
MI Nursing Restorative Center		2			2
MAJESTIC GUARDIANS			2	100%	2
CVS NC2297335CV GREENSBORO		2			2
Kroger 130 - The Little Clinic Colorado Springs		2			2
MATHER HOSPITAL			2	100%	2
FRESENIUS KIDNEY CARE SOUTH ST PETERSBURG			2	100%	2
Buena Vista Care Center		2			2

COVID-19: testing by laboratory

Data through Apr 22, 2021 verified as of Apr 23, 2021 at 09:25 AM

Data in this report are provisional and subject to change.

The numbers in the table below represent the number of Florida and non-Florida residents for whom test results were received by the Department of Health. A person can be tested by more than one laboratory and can have both positive and negative results. **Therefore, the sum of the numbers in each column will be larger than the total number of people tested.**

Reporting lab	Inconclusive	Negative	Positive	Percent positive	Total
Walgreens #9890		2			2
Beecher Manor Nursing and Rehabilitation Center		2			2
THE HOSPITAL OF PROVIDENCE EMERGENCY ROOM			2	100%	2
Warren Center for Rehabilitation and Nursing		2			2
BLOSSOMS ASSISTED LIVING 1 LLC			2	100%	2
CITRUS DERMATOLOGY			2	100%	2
St. Luke's Care Center		2			2
WALKONCLINIC			2	100%	2
FALCON HEALTH CENTER			2	100%	2
PRIMARY HEALTH CARE ASSOCIATES INC			2	100%	2
Tuscola County Medical Care Community		2			2
SHORE MEDICAL CENTER		2			2
AFC PHYSICIANS OF FLORIDA, PA			2	100%	2
ASSOCIATES IN INTERNAL MEDICINE PA			2	100%	2
DALLAS BAPTIST UNIVERSITY - HEALTH SERVICES			2	100%	2
CSS- TWELVE OAKS			2	100%	2
Kroger 596 - The Little Clinic Brentwood		2			2
TLC MEDICAL			2	100%	2
SIGNATURE CARE LEWISVILLE-EMERGENCY CENTER		1	1	50%	2
MEMORIAL HOSPITAL WEST			2	100%	2
INNOVATIVE CARE II LLC			2	100%	2
BETHESDA HOSPITAL			2	100%	2
ADVENT HEALTH CENTRAL TEXAS		1	1	50%	2
CVS TX7151POCT HUMBLE		2			2
ONE MEDICAL GROUP		1	1	50%	2
ONTARIO COUNTY PUBLIC HEALTH		2			2
First Care Living Center/Essentia Health			2	100%	2
HAWAII DEPARTMENT OF HEALTH			2	100%	2
UMHC HOLLYWOOD LABORATORY			2	100%	2
Kroger 426 - The Little Clinic Suwanee		2			2
MASSENA HOSPITAL LABORATORY		2			2
Iowa Veterans Home		2			2
MEDEXPRESS URGENT CARE - CONWAY		2			2
MEMORIAL HOSPITAL OF TAMPA			2	100%	2
MIDLAND MEMORIAL HOSPITAL			2	100%	2
Walgreens #12427		1	1	50%	2
COLD SPRING HILLS CENTER FOR NURSING A		2			2
HUMILITY OF MARY HEALTH PARTNERS			2	100%	2
TEMPLE UNIVERSITY HOSPITAL			2	100%	2
HANOVER ENDOSCOPY CENTER		2			2
JASPER MEMORIAL HOSPITAL		1	1	50%	2
FLORIDA KEYS PED & ADOLES CTR			2	100%	2
Southern Pines Healthcare Center		1	1	50%	2
BAPTIST HOSPITAL LABORATORY			2	100%	2
LARKIN COMMUNITY HOSPITAL PALM SPRINGS CAMPUS		1	1	50%	2
NOVA SOUTHEASTERN UNIVERSITY - STUDENT MEDICAL CTR			2	100%	2
CVS MA1877POCT NORTON		2			2

COVID-19: testing by laboratory

Data through Apr 22, 2021 verified as of Apr 23, 2021 at 09:25 AM

Data in this report are provisional and subject to change.

The numbers in the table below represent the number of Florida and non-Florida residents for whom test results were received by the Department of Health. A person can be tested by more than one laboratory and can have both positive and negative results. **Therefore, the sum of the numbers in each column will be larger than the total number of people tested.**

Reporting lab	Inconclusive	Negative	Positive	Percent positive	Total
Jackson Health Care Facility			2	100%	2
Robert Cranfield			2	100%	2
ADVENTHEALTH CENTRA CARE POINCIANA			2	100%	2
Manorcare Health Services West Reading North		2			2
University Center East			2	100%	2
MILLERSVILLE UNIVERSITY HEALTH SERVICE		2			2
Northport VAMC		2			2
Jersey City Medical Center		2			2
Waycross Health and Rehabilitation		2			2
MELBOURNE URGENT CARE			2	100%	2
Eugene J. Towbin Healthcare Center		2			2
DAVENPORT PEDIATRICS CLERMONT			2	100%	2
CIRRUS DX			2	100%	2
AEGIS MEDICAL GROUP LLC			2	100%	2
SKY LAKES MEDICAL CENTER		2			2
CARE NOW DENTON			2	100%	2
Lynwood		2			2
CARBON HEALTH			2	100%	2
MASSACHUSETTS DEPARTMENT OF HEALTH			2	100%	2
MEDEXPRESS URGENT CARE - SPRINGFIELD, COOLEY ST		2			2
Alden Des Plaines			2	100%	2
ANNE ARUNDEL MEDICAL CENTER			2	100%	2
CVS MINUTE CLINIC #5836		2			2
SOWAL HEALTH & DRUG			2	100%	2
SOUTH TAMPA AFTER HOURS CLINIC			2	100%	2
MINUTECLINIC DIAGNOSTIC OF KANSAS, PC		2			2
SHERIDAN AT HOBE SOUND, THE			2	100%	2
VIRGINIA DEPT OF HEALTH OFFICE OF EPIDEMIOLOGY			2	100%	2
CREATIVE HEALTH CENTER			2	100%	2
TEXAS HEALTH CARE			2	100%	2
CORNELIA REDDY URGENT CARE		2			2
RIDGEFIELD PEDIATRIC ASSOCIATES		2			2
SWEDISH COVENANT HOSPITAL			2	100%	2
MEDICAL ASSOCIATES OF BREVARD DR S VYAS			2	100%	2
HAILE MEDICAL GROUP PA		2			2
HAPPY KIDZ PEDIATRICS PL		1	1	50%	2
VOLUNTEERS OF AMERICA OF FLORIDA			2	100%	2
ST LUKES HOSPITAL			2	100%	2
JEFFERSON WASHINGTON TOWNSHIP HOSPITAL		2			2
MOBILE PHLEBOTOMY SERVICES			2	100%	2
CVS IN6559POCT AVON		2			2
WELLSTAR PAULDING HOSPITAL		2			2
LAKE SUCCESS EXTENDED CARE		2			2
KINGSWAY MEDICAL CENTER INC			2	100%	2
NORTHSIDE FAMILY MEDICINE AND URGENT CARE (HOLLY SPRINGS)		2			2
LAREDO EMERGENCY ROOM			2	100%	2
CARE ATC SUN HYDRAULICS TALLAVAST			2	100%	2

COVID-19: testing by laboratory

Data through Apr 22, 2021 verified as of Apr 23, 2021 at 09:25 AM

Data in this report are provisional and subject to change.

The numbers in the table below represent the number of Florida and non-Florida residents for whom test results were received by the Department of Health. A person can be tested by more than one laboratory and can have both positive and negative results. **Therefore, the sum of the numbers in each column will be larger than the total number of people tested.**

Reporting lab	Inconclusive	Negative	Positive	Percent positive	Total
MOBILE HEALTH LABS LLC			2	100%	2
LIFESPRING COMMUNITY HEALTH		2			2
TRINITAS REGIONAL MEDICAL CENTER		1	1	50%	2
OELWEIN HEALTH CARE CENTER		2			2
SHELBYVILLE HOSPITAL COMPANY		2			2
Crowne Health Care of Mobile		2			2
FL DEPT OF HEALTH MARION COUNTY MOBILE HEALTH UNIT			2	100%	2
HENRY FORD WEST BLOOMFIELD HOSPITAL			2	100%	2
CVS MA929POCT FRANKLIN		2			2
ELMHURST MEMORIAL HOSPITAL			2	100%	2
Providence VAMC		2			2
Tidelands Health Rehabilitation Hospital			2	100%	2
Kroger 745 - The Little Clinic Somerset		2			2
Henry County Health and Rehabilitation		2			2
WALGREENS #13605		2			2
UHEALTH CARDIOLOGY			2	100%	2
MEDEXPRESS URGENT CARE - SOUTH CHARLESTON		2			2
Eagle Health and Rehabilitation		2			2
JERSEY IRISH MEDICAL		2			2
KANSAS CITY VA MEDICAL CENTER			2	100%	2
TULANE MEDICAL CENTER			2	100%	2
Sevierville Health and Rehabilitation		2			2
ADVANCED FOOT AND ANKLE OF INDIAN RIVER		2			2
TGH Brandon Healthplex Laboratory			2	100%	2
MEASE MANOR MEMORY CARE		2			2
NYUMC CLINICAL LABORATORIES			2	100%	2
INTERMOUNTAIN MEDICAL CENTER			2	100%	2
VISITING PHYSICIANS OF THE TREASURE COAST LLC			2	100%	2
NORTH DAKOTA VETERANS HOME		2			2
Kroger 020 - The Little Clinic Wheat Ridge		2			2
SOUTH DAKOTA DEPARTMENT OF HEALTH		2			2
PLASMA MED RESEARCH DBA		2			2
AZALEA HEALTH AND REHABILITATION		2			2
ANDERSON COUNTY HOSPITAL			2	100%	2
ACKERMAN CANCER CENTER		2			2
TENNESSEE VALLEY HCS			2	100%	2
KEY WEST HMA PHYSICIAN MANAGEMENT, LLC			2	100%	2
SHANDS JACKSONVILLE CLINICAL CENTER		1	1	50%	2
PBSO HEALTH AND WELLNESS CENTER			2	100%	2
Luther Acres Manor		2			2
BRANDYWYNE HEALTH CARE CENTER			2	100%	2
RAPID MD			2	100%	2
DOWN HOME MEDICAL			2	100%	2
WALGREENS NO 10512		1	1	50%	2
GUARDIAN HOME CARE OF CENTRAL GEORGIA		2			2
KIVA AT MOUNT DORA			2	100%	2
Kroger 686 - The Little Clinic Farragut		2			2

COVID-19: testing by laboratory

Data through Apr 22, 2021 verified as of Apr 23, 2021 at 09:25 AM

Data in this report are provisional and subject to change.

The numbers in the table below represent the number of Florida and non-Florida residents for whom test results were received by the Department of Health. A person can be tested by more than one laboratory and can have both positive and negative results. **Therefore, the sum of the numbers in each column will be larger than the total number of people tested.**

Reporting lab	Inconclusive	Negative	Positive	Percent positive	Total
LEHIGH MEDICAL AND RESEARCH CENTER, INC			2	100%	2
ROYAL OAK MEDICAL CENTER LLC DBA CHARACTER FAMILY			2	100%	2
ARLINGTON DIALYSIS CENTER LLC		2			2
ALBUQUERQUE - AMG SPECIALTY HOSPITAL		2			2
CVS IN8639POCT TERRE HAUTE		2			2
TRUE HEALTH INC			2	100%	2
CVS AZ9277POCT TUCSON		2			2
PM PEDIATRICS OF SELDEN, PLLC		2			2
CITRUS PARK			2	100%	2
BRENTWOOD AT FORE RANCH			2	100%	2
ADVANCED MEDICAL OF FLORIDA			2	100%	2
MID-FLORIDA HEMATOLOGY AND ONCOLOGY CENTERS		2			2
MINUTECLINIC MINUTECLINIC #4978		1	1	50%	2
INTEAM HEALTH, INC.			2	100%	2
GERM BUSTERS 911 LLC			2	100%	2
87TH MEDICAL GROUP – MCGUIRE AMBULATORY CARE FACILITY		2			2
MISSION HOSPITAL REGIONAL MEDICAL CENTER			2	100%	2
Kroger 407 - The Little Clinic Lexington		1	1	50%	2
MIAMI DADE MEDICAL RESEARCH INSTITUTE			2	100%	2
CARINGPLUS HOMECARE LLC		1	1	50%	2
MIRAMAR KIDNEY CENTER		1	1	50%	2
IMMACULATE HOUSE AT COUNTRYSIDE		2			2
HEALTH NETWORK			2	100%	2
DAYTON CHILDRENS HOSPITAL LAB			2	100%	2
AHC Humboldt		2			2
US LABS		2			2
TRIDENT ANTI AGING LLC			2	100%	2
COOPER CLINIC			2	100%	2
EDGEWATER RETIREMENT MANOR			2	100%	2
OAKMONT OF UNION SC, LLC		2			2
DELRAY BEACH HEALTH DEPT LAB			2	100%	2
MINUTECLINIC DIAGNOSTIC, PA #10252		2			2
Edinboro Manor		2			2
Life Care Center of Elyria		2			2
NEW YORK PSYCHIATRIC INSTITUTE		2			2
MARCO ISLAND HOSPITAL INC D/B/A		1	1	50%	2
AVERA MEDICAL GROUP			2	100%	2
Good Samaritan Society-Blackduck		1	1	50%	2
HEALTH GROUP CENTER INC			2	100%	2
RENFREW CENTERS INC		2			2
FEDERAL CORRECTIONAL INSTITUTION MARIANNA			2	100%	2
DUBOIS CONTINUUM OF CARE COMMUNITY INC		2			2
CEDARS-SINAI MEDICAL CENTER			2	100%	2
PALM BEACH DIABETES & ENDOCRINE SPECIALISTS PA			2	100%	2
DEVLAB, LLC			2	100%	2
AHC Forest cove		2			2
MEDEXPRESS URGENT CARE - LINCOLN		2			2

COVID-19: testing by laboratory

Data through Apr 22, 2021 verified as of Apr 23, 2021 at 09:25 AM

Data in this report are provisional and subject to change.

The numbers in the table below represent the number of Florida and non-Florida residents for whom test results were received by the Department of Health. A person can be tested by more than one laboratory and can have both positive and negative results. **Therefore, the sum of the numbers in each column will be larger than the total number of people tested.**

Reporting lab	Inconclusive	Negative	Positive	Percent positive	Total
INTEGRATED REGIONAL LABS			2	100%	2
SUMMIT URGENT CARE PS			2	100%	2
FLORIDA DEPARTMENT OF HEALTH IN LEE COUNTY		1	1	50%	2
ALCALA PHARMACEUTICALS			2	100%	2
ADVENTHEALTH EAST ORLANDO EMPLOYEE CLINIC		2			2
OAKBRIDGE TERRACE AT SAE			2	100%	2
SPECTRUM HEALTH			2	100%	2
CVS NE5863POCT OMAHA		1	1	50%	2
HOUSTON HEALTH DEPARTMENT - BUREAU OF LABORATORY SERVICES			2	100%	2
WELLMED AT SOUTH STUART		2			2
VALLEY MEDICAL LABORATORY			2	100%	2
FLORIDA MEDICAL CLINIC CARDIOLOGY-ZH			2	100%	2
MINUTECLINIC DIAGNOSTIC PA #7110		2			2
NEW DISCOVERY BIOLOGICS, LLC		1	1	50%	2
OMEGA RESEARCH CONSULTANTS			2	100%	2
DUKE HEALTH REGIONAL HOSPITAL			2	100%	2
MOSAIC MEDICAL CENTER MARYVILLE			2	100%	2
BIONIC TECHNOLOGIES CORPORATION			2	100%	2
WELLNESS MEDICAL CLINIC			2	100%	2
THE EDGEWATER AND WATERMAN VILLAGE			2	100%	2
Cottage of the Shoals		2			2
UNIVERSITY COMMUNITY HEALTH SERVICES		1	1	50%	2
DIVERSE MEDICAL CARE LLC			2	100%	2
CVS NH1004POCT SALEM		1	1	50%	2
WESTMINSTER SUNCOAST			2	100%	2
A G RHODES HOME AT WESLEY WOODS		2			2
ATVIVO LLC		2			2
EAST CORE LAB			2	100%	2
Walgreens #5065		2			2
ADERHOLT MEDICAL, LLC		2			2
LIFEGUARD AMBULANCE SERVICE LLC, TEXAS			2	100%	2
CVS CA8882POCT SAN CLEMENTE		2			2
ORLANDO HEALTH MEDICAL GROUP		1	1	50%	2
JUST BELIEVE RECOVERY CENTER			2	100%	2
SOUTHEASTERN INSTITUTE OF RESTORATIVE MEDICINE		1	1	50%	2
EASTERN NEW MEXICO UNIVERSITY STUDENT		2			2
BAYCARE OUTREACH LAB WH SOUTH			2	100%	2
Holiday Retirement Home			2	100%	2
CDK LIBERTY ENTERPRISES, LLC		2			2
FLORIDA MEDICAL CENTER OF CLEARWATER		2			2
SMITH NORTHVIEW HOSPITAL LAB			2	100%	2
SIGNAL DIAGNOSTICS DBA FLOWHEALTH LABS			2	100%	2
LabCorp of America			2	100%	2
PT&J REHAB LLC		1	1	50%	2
SOUTHERN BREEZE HEALTHCARE		1	1	50%	2
GREEN RIVER MEDICAL CENTER			2	100%	2
MORRISTOWN MEMORIAL HOSPITAL		2			2

COVID-19: testing by laboratory

Data through Apr 22, 2021 verified as of Apr 23, 2021 at 09:25 AM

Data in this report are provisional and subject to change.

The numbers in the table below represent the number of Florida and non-Florida residents for whom test results were received by the Department of Health. A person can be tested by more than one laboratory and can have both positive and negative results. **Therefore, the sum of the numbers in each column will be larger than the total number of people tested.**

Reporting lab	Inconclusive	Negative	Positive	Percent positive	Total
TMH PHYSICIAN PARTNERS MONTICELLO		1	1	50%	2
PUBLIC HEALTH LABORATORY	1		1	50%	2
Chatham Nursing and Rehab Center		2			2
ULTIMATE KIDNEY CARE			2	100%	2
NORTH MANATEE HEALTH CARE CENTER			2	100%	2
Bedford Care Center of Hattiesburg		2			2
WEAKLEY COUNTY REHAB AND NURSING CENTER		2			2
Kroger 400 - The Little Clinic Hartley Bridge Rd		1	1	50%	2
CLEVELAND CLINIC FLORIDA LABORATORY			2	100%	2
BAYCARE OUTREACH LAB			2	100%	2
SOUTHERN SPRINGS HEALTH CARE		2			2
AHC PARIS		2			2
AMICUS MEDICAL CENTER LLC			2	100%	2
Fox Subacute at Warrington		2			2
MEDEXPRESS URGENT CARE - WOODBURY			2	100%	2
PROFESSIONAL DIALYSIS CENTER			2	100%	2
EXPRESS CARE OF THE SHOALS		1	1	50%	2
PHOEBE BERKS HEALTH CARE CENTER		2			2
STARR COUNTY MEMORIAL HOSPITAL			2	100%	2
CVS M05724POCT KANSAS CITY		2			2
CVS TX7603POCT SAGINAW		2			2
STARR CITY OF ROMA COMMUNITY CENTER			2	100%	2
RAPID MEDLAB (002MO)		2			2
CRUC CMCH-COVID-19		2			2
ELITE MEDICAL LABORATORY SOLUTIONS LLC			2	100%	2
GRANDVIEW COLLEGE STUDENT HEALTH CENTE		2			2
KAP MEDICAL GROUP, LLC			2	100%	2
Pinnacle Assisted Living			2	100%	2
SPARTANBURG REGIONAL MEDICAL CENTER			2	100%	2
MINUTECLINIC DIAG OF IND, LLC #4368		2			2
THE RIM URGENT CARE			2	100%	2
CVS MA41POCT TAUNTON		2			2
LONG, SARAH		1	1	50%	2
LOWELL GENERAL HOSPITAL			2	100%	2
MEDEXPRESS URGENT CARE-VINLAND SOUTH		1	1	50%	2
APPLING NURSING & REHABILITATION PAVIL		2			2
Cortland Acres Association		2			2
FRASER MEMORIAL HOSPITAL		1	1	50%	2
CITY OF NEW YORK DEPARTMENT OF HEALTH			2	100%	2
WISCONSIN STATE LABORATORY OF HYGIENE		1	1	50%	2
PRECISION CLINICAL RESEARCH			2	100%	2
CVS AZ5892POCT LAVEEN		2			2
Macon Valley Nursing and Rehabilitation Center		2			2
ST JOSEPH'S HOSPITAL INC			2	100%	2
MEDEXPRESS URGENT CARE, MOSSIDE		2			2
COASTAL PEDIATRIC CARE			2	100%	2
EASTERN NIAGARA HOSPITAL		2			2

COVID-19: testing by laboratory

Data through Apr 22, 2021 verified as of Apr 23, 2021 at 09:25 AM

Data in this report are provisional and subject to change.

The numbers in the table below represent the number of Florida and non-Florida residents for whom test results were received by the Department of Health. A person can be tested by more than one laboratory and can have both positive and negative results. **Therefore, the sum of the numbers in each column will be larger than the total number of people tested.**

Reporting lab	Inconclusive	Negative	Positive	Percent positive	Total
DURAND SENIOR CARE & REHAB CENTER		2			2
RICHICHI FAMILY HEALTH			2	100%	2
NEMOURS CHILDREN'S PRIMARY CARE OF VERO BEACH			2	100%	2
HEARTLAND REGIONAL MEDICAL CENTER		1	1	50%	2
FLORIDA PRIMARY CARE CENTER PA		2			2
SUNBRIDGE CARE & REHAB FOR DECATUR		2			2
TEQUESTA FAMILY MEDICAL CENTER LLC			2	100%	2
BROOKSVILLE DIALYSIS			2	100%	2
NATIONWIDE LABORATORY SERVICES		1	1	50%	2
AYASS BIOSCIENCE LLC			2	100%	2
Kroger 739 - The Little Clinic La Grange Road		2			2
HELEN HAYES HOSPITAL LABORATORY		2			2
Fairlane Gardens Nursing and Rehab at Reading		2			2
MEDEXPRESS URGENT CARE PENNSVILLE		2			2
CHESTERFIELD HEALTHCARE GROUP, INC		2			2
LIFETIME FAMILY URGENT CARE			2	100%	2
GET WELL EXPRESS URGENT CARE & WALK-IN CLINIC			2	100%	2
JOHN D. ARCHBOLD MEM. HOSPITAL			2	100%	2
MIDDLEBURG PEDIATRICS			2	100%	2
ATLAS GENOMICS			2	100%	2
DIAGNOSTIC CLINIC MEDICAL GROUP INC		2			2
BLUEWATER TOXICOLOGY			2	100%	2
UNIVERSITY OF TEXAS AT EL PASO, THE			2	100%	2
SOUTH HILLSBOROUGH CBOC			2	100%	2
VANAYER HEALTHCARE AND REHAB CENTER		2			2
Medilodge of Monroe		2			2
MID AMERICA CLINICAL LABS			2	100%	2
OHSU LABORATORY SERVICES		2			2
HEAD 2 TOE PEDIATRICS, PLLC		1	1	50%	2
CVS MA1179POCT HUDSON		1	1	50%	2
MEDEXPRESS URGENT CARE - BROOKHAVEN		2			2
Kroger 853 - The Little Clinic East Broad Street		2			2
BAYSHORE MEDICAL CENTER			2	100%	2
HAMILTON CHD		2			2
CVS SC7567POCT BOILING SPRINGS		1	1	50%	2
ADVENTHEALTH MEDICAL GROUP OBSTETRICS			2	100%	2
INTERNAL MEDICINE ASSOCIATES-DUNELLON			2	100%	2
TENNESSEE DEPARTMENT OF HEALTH (TDH) - REGIONAL LABORATORY			2	100%	2
THE WINDSOR ORTEGA		2			2
GILA REGIONAL MEDICAL CENTER		2			2
POMONA VALLEY COMMUNITY HOSPITAL			2	100%	2
THE MEDICAL CENTER			2	100%	2
Kroger 550 - The Little Clinic Bellevue		2			2
MEDEXPRESS - WILMINGTON KIRKWOOD HIGHWAY		2			2
BLACKBAG DIGITAL HEALTH LLC		2			2
OSF ST JOSEPH MEDICAL CENTER			2	100%	2
STATE OF FLORIDA			2	100%	2

COVID-19: testing by laboratory

Data through Apr 22, 2021 verified as of Apr 23, 2021 at 09:25 AM

Data in this report are provisional and subject to change.

The numbers in the table below represent the number of Florida and non-Florida residents for whom test results were received by the Department of Health. A person can be tested by more than one laboratory and can have both positive and negative results. **Therefore, the sum of the numbers in each column will be larger than the total number of people tested.**

Reporting lab	Inconclusive	Negative	Positive	Percent positive	Total
Village Green Health & Rehabilitation		2			2
CVS MA137POCT QUINCY		2			2
COVANCE			2	100%	2
JRS LABORATORY			2	100%	2
UTMB PATHOLOGY CLINICAL SERVICES LABORATORY			2	100%	2
LINIL VISITING NURSES, INC		2			2
FLORIDA DEPARTMENT OF HEALTH PINELLAS COUNTY- Highland Ave. Eye Clinic			2	100%	2
DEER'S HEAD CENTER		2			2
EXPRESS CARE OF LEESBURG			2	100%	2
MERCY HEALTH LAB		1	1	50%	2
LAWRENCE GENERAL HOSPITAL			2	100%	2
PRONTO URGENT CARE			2	100%	2
LAB CORP OF AMER SAN DIEGO			2	100%	2
FLORIDA MEDICAL CLINIC IM LUTz			2	100%	2
NATHAN LITTAUER HOSPITAL LAB		2			2
ST VINCENT'S AMBULATORY CARE INC			2	100%	2
Good Samaritan Society Waukon		2			2
DRR JMC URGENT CARE DONALD ROSS			2	100%	2
VA Greater LA HCS-Santa Maria OPC			2	100%	2
VA West Los Angeles Medical Center		2			2
Manor At Perrysburg		2			2
BAYMEADOWS PRIMARY CARE		2			2
CARTER BLOOD CARE			2	100%	2
Fairhaven Retirement Community		2			2
ADVENTHEALTH IMAGING PARTIN SETTLEMENT			2	100%	2
BOND COMMUNITY HEALTH CENTER			2	100%	2
ERGENT MED SAINT SIMONS			2	100%	2
Garden Isle Healthcare and Rehabilitation Center		2			2
VA Boston HCS-West Roxbury Division		1	1	50%	2
WELL-KEY URGENT CARE SEVIERVILLE			2	100%	2
COASTAL MEDICAL LAB			2	100%	2
ADVENTIST HINSDALE HOSPITAL LABORATORY			2	100%	2
UPSON REGIONAL MEDICAL CENTER		1	1	50%	2
Cedar Valley Nursing & Rehab Center		2			2
PROSPECT URGENT CARE			2	100%	2
TWELVE OAKS RECOVERY CENTER			2	100%	2
LIFEGUARD AMBULANCE SERVICES LLC, TEXAS- SAN			2	100%	2
CORNERSTONE MEDICAL CARE OF BRANDON		2			2
HEALTHCARE NETWORK			2	100%	2
ROCKWALL URGENT CARE			2	100%	2
PM PEDIATRICS OF BAYSIDE PLLC - BELLER		2			2
MEDICAL ASSOCIATES OF BREVARD LLC		1	1	50%	2
MANASOTA PEDIATRICS			2	100%	2
VALLEY BAPTIST MEDICAL CENTER: BROWNSVILLE			2	100%	2
MEDEXPRESS URGENT CARE - NUTLEY		2			2
PREMIER FAMILY CARE I, INC			2	100%	2

COVID-19: testing by laboratory

Data through Apr 22, 2021 verified as of Apr 23, 2021 at 09:25 AM

Data in this report are provisional and subject to change.

The numbers in the table below represent the number of Florida and non-Florida residents for whom test results were received by the Department of Health. A person can be tested by more than one laboratory and can have both positive and negative results. **Therefore, the sum of the numbers in each column will be larger than the total number of people tested.**

Reporting lab	Inconclusive	Negative	Positive	Percent positive	Total
WARD MEMORIAL HOSPITAL		2			2
NORTH SHORE HEMATOLOGY-ONCOLOGY ASSOCIATES		2			2
DELAWARE DIAGNOSTICS LABS			2	100%	2
NEMOURS CHILDREN'S PRIMARY CARE THE VILLAGES		2			2
Kroger 441 - The Little Clinic Middletown		2			2
FLORIDA CLINICAL LABORATORY INC			2	100%	2
BIOMAT USA			2	100%	2
HPH HOME CARE		1	1	50%	2
LAKE BALDWIN			2	100%	2
BUFFALO CROSSINGS HEALTHCARE AND REHABILITATION CENTER			2	100%	2
Guilford Health Care Center		2			2
SOUTHERN TENNESSEE MEDICAL CENTER			2	100%	2
COX HEALTH SOUTH LAB		1	1	50%	2
TEXAS REGIONAL ASTHMA & ALLERGY CENTER			2	100%	2
Kroger 409 - The Little Clinic Hebron Marketplace		1	1	50%	2
CVS OH4327POCT PAINESVILLE		2			2
CVS IN6555POCT BROWNSBURG		2			2
Imboden Creek Living Center		2			2
ASSOCIATES IN UROGYNECOLOGY MD LLC		2			2
WEST BOCA MEDICAL CENTER			2	100%	2
MILFORD REGIONAL HOSPITAL			2	100%	2
PPD CLINICAL RESEARCH UNIT			2	100%	2
Walgreens #9278		2			2
CPL LABS			2	100%	2
UNIVERSITY OF MIAMI SCCC RESEARCH LABORATORY			2	100%	2
A+ URGENT/PRIMARY CARE			2	100%	2
GRACE HEALTHCARE OF LAKE WALES		1	1	50%	2
Colonial Manor Nursing and Rehabilitation Center		2			2
RRMC CREEKSIDE LAB		2			2
PALM BAY COMMUNITY OUTPATIENT CLINIC		2			2
WILCOX MEDICAL CENTER-ALMA COLLEGE		2			2
MIDDLE TENN MENTAL HEALTH INSTITUTE		2			2
OCALA REGIONAL KIDNEY CENTER-WEST			2	100%	2
MY INSTADOC - HOWELL URGENT CARE		2			2
FLORIDA COMMUNITY HEALTH CENTERS, INC.			2	100%	2
DALLAS VA MEDICAL CENTER - VA NORTH TEXAS HEALTH CARE SYSTEM			2	100%	2
MIDWAY SPECIALTY CARE CENTER INC		2			2
SANFORD REGIONAL HOSPITAL WORTHINGTON		2			2
JFK MEDICAL CENTER LABORATORY DEPT		2			2
CAROLINAS HEALTHCARE SYSTEM LAB			2	100%	2
MEMORIAL HEALTH SYSTEM		1	1	50%	2
RAINY LAKE MEDICAL CENTER			2	100%	2
CHRISTIAN REST HOME ASSOC		2			2
FLAGLER HOME CARE			2	100%	2
ASCENSION ST VINCENT'S RIVERSIDE			2	100%	2
NORTHWEST MEDICAL CENTER LABORATORY		2			2
GASTROENTEROLOGY ASSOCIATES			2	100%	2

COVID-19: testing by laboratory

Data through Apr 22, 2021 verified as of Apr 23, 2021 at 09:25 AM

Data in this report are provisional and subject to change.

The numbers in the table below represent the number of Florida and non-Florida residents for whom test results were received by the Department of Health. A person can be tested by more than one laboratory and can have both positive and negative results. **Therefore, the sum of the numbers in each column will be larger than the total number of people tested.**

Reporting lab	Inconclusive	Negative	Positive	Percent positive	Total
GALEN BAYLOR EXTENSION		2			2
CONWAY MEDICAL CENTER			2	100%	2
Walgreens #19019		2			2
CROSTOWN PHARMACY		2			2
VETERANS AFFAIRS MEDICAL CENTER - GREATER LOS ANGELES			2	100%	2
SARASOTA MEMORIAL MEDICAL URGENT CARE CENTER			2	100%	2
MD NOW URGENT CARE MEDICAL CENTERS INC			2	100%	2
METROHEALTH SYSTEM			2	100%	2
Garden Care Center		2			2
NAVAL MEDICAL CENTER			2	100%	2
MEDEXPRESS URGENT CARE - ST CLAIR, CLOVER DR.		1	1	50%	2
Northpoint Lexington Healthcare		1	1	50%	2
DNA DIAGNOSTICS CENTER		2			2
SPECTRA EAST INC		1	1	50%	2
IN AND OUT URGENT CARE			2	100%	2
BERGEN COUNTY SURGICAL AND ENDOSCOPY CENTER		2			2
DEKALB MEDICAL CENTER LABORATORY			2	100%	2
Iron County Medical Care Facility		2			2
MEDEXPRESS URGENT CARE - ROSS TOWNSHIP		2			2
WillowBrooke Court at Southampton Estates		2			2
WILSON MEMORIAL HOSPITAL			2	100%	2
MD NOW URGENT CARE CENTER INC.			2	100%	2
MEDICAL CENTER LABORATORY			2	100%	2
CENTRAL ARKANSAS VETERANS HEALTHCARE SYSTEM - VETERANS AFFAIRS			2	100%	2
Home Health Care Clinic		2			2
Cooperstown Center for Nursing and Rehabilittation		2			2
SPRINGS MEDICAL LAB		1	1	50%	2
CVS MA2600POCT WEYMOUTH		1	1	50%	2
MCLAREN REGIONAL MEDICAL CENTER			2	100%	2
PALM WEST INTERNIST PA			2	100%	2
ST. MARY'S MEDICAL CENTER EVANSVILLE, INC			2	100%	2
MEDEXPRESS URGENT CARE, MILLCREEK		2			2
JORDAN VALLEY MEDICAL CENTER			2	100%	2
EMERALD PARK OF HOLLYWOOD			2	100%	2
JMC TALLAHASSEE, LLC			2	100%	2
SUMMERFIELD RETIREMENT LIVING, INC			2	100%	2
CVS OH4301POCT NORTHFIELD		2			2
PENINSULA REGIONAL MED CTR LAB			2	100%	2
Providence of Sparta Health and Rehabilitation		2			2
WHITESANDS OUTPATIENT TREATMENT		2			2
TALLAHASSEE MEMORIAL HEALTHCARE FAMILY MED RESIDENCY			2	100%	2
Virginia Gay Nursing and Rehab		2			2
PATIENT FIRST MEDICAL CENTER-CARYTOWN			2	100%	2
Absolut Care at Three Rivers		2			2
OAKMONT WEST- GREENVILLE SC		2			2
CLEAR LAKE REGIONAL MEDICAL CENTER			2	100%	2
MARTINSBURG VAMC		2			2

COVID-19: testing by laboratory

Data through Apr 22, 2021 verified as of Apr 23, 2021 at 09:25 AM

Data in this report are provisional and subject to change.

The numbers in the table below represent the number of Florida and non-Florida residents for whom test results were received by the Department of Health. A person can be tested by more than one laboratory and can have both positive and negative results. **Therefore, the sum of the numbers in each column will be larger than the total number of people tested.**

Reporting lab	Inconclusive	Negative	Positive	Percent positive	Total
DOCTORS MEDICAL CTR OF WALTON COUNTY			2	100%	2
GREEN POINT RX INC DBA ALTRU CHEMISTS		2			2
ADVOCATE SHERMAN HOSPITAL			2	100%	2
WOODHILLS LABS			2	100%	2
PALMS OF FT MYERS,THE			2	100%	2
PALMETTO FAMILY HEALTH CENTER			2	100%	2
MAIN STREET MEDICAL CENTERS		2			2
441 URGENT CARE-MULBERRY			2	100%	2
ORCHARD LABORATORIES			2	100%	2
STUART SURGERY CENTER, LLC			2	100%	2
CAREWELL JW - WORCESTER LNC			2	100%	2
GIGI WOOD DAVIS DO-FAMILY MEDICINE		2			2
COLONIAL VILLA GOOD SAMARITAN CENTER		2			2
ManorCare Rehab Center of Marietta		2			2
BAPTIST HEALTH PRIMARY CARE AT DORAL			2	100%	2
DOCTORS CARE - AIKEN MALL			2	100%	2
YOUTH AND YOU, INC		2			2
THOMASVILLE REGIONAL MEDICAL CENTER		2			2
MINERS COLFAX MEDICAL CENTER		2			2
Durham VAMC		2			2
SENECA HEALTH CARE CENTER		2			2
The Suites at Western Home Communities		2			2
REHOBOTH MCKINLEY CHRISTIAN HOSPITAL		2			2
JULIE STAATS DO		2			2
SHEPHERD CENTER CLINICAL LABORATORY		2			2
REELFOOT FAMILY WALK IN CLINIC - TIPT		2			2
Beth Sholom Home of Eastern Virginia		1	1	50%	2
JUPITER PEDIATRIC ASSOCIATES, PA		1	1	50%	2
WURLAND NURSING AND REHABILITATION, L		2			2
ROYAL PALM PEDIATRICS			2	100%	2
MAYO CLINIC GROUP PRACTICE LABORATORY			2	100%	2
W.G. (Bill) Hefner VAMC		2			2
MAGNOLIA MANOR OF COLUMBUS		2			2
UNIVERSITY OF MISSOURI HEALTH CARE			2	100%	2
The Laurels of Hendersonville		2			2
FALMOUTH HOSPITAL		1	1	50%	2
BFT LAB			2	100%	2
CHILDREN'S MEDICAL CENTER-EAST ORLANDO			2	100%	2
LACORP		1	1	50%	2
CONCENTRA - PLANT CITY		2			2
VA WNYHCS - Buffalo Division		1	1	50%	2
COBLESKILL REGIONAL HOSPITAL		2			2
GOUVERNEUR HOSPITAL LABORATORY		2			2
DESERT HOSPITAL/CPHU CLINICAL LABORATORY			2	100%	2
LABCORP OF AMERICA HOLDINGS		1	1	50%	2
GENETIC ASSAYS INC			2	100%	2
DIAGNOSTIC AFFILIATES			2	100%	2

COVID-19: testing by laboratory

Data through Apr 22, 2021 verified as of Apr 23, 2021 at 09:25 AM

Data in this report are provisional and subject to change.

The numbers in the table below represent the number of Florida and non-Florida residents for whom test results were received by the Department of Health. A person can be tested by more than one laboratory and can have both positive and negative results. **Therefore, the sum of the numbers in each column will be larger than the total number of people tested.**

Reporting lab	Inconclusive	Negative	Positive	Percent positive	Total
ORMOND BEACH URGENT CARE			2	100%	2
UNM SANDOVAL REGIONAL MEDICAL CENTER		2			2
ON-SITE MEDICAL SOLUTIONS		2			2
WEST FLORIDA MEDICAL ASSOCIATES, PA			2	100%	2
LAKEVIEW HEALTH CARE SYSTEM LLC			2	100%	2
CATHOLIC HEALTH LABORATORY SERVICES		2			2
Lake Charles Healthcare LLC dba Landmark Lake Charles			2	100%	2
Jacob's Creek Nursing and Rehabilitation Center		2			2
PALM MEDICAL CENTER - PLANT CITY		2			2
MEDERI CARETENDERS		1	1	50%	2
CVS CA8861POCT BUENA PARK		2			2
Parkridge Specialty Care		2			2
PANCARE HEALTH - SNEADS ELEMENTARY			2	100%	2
UNITED MEMORIAL MEDICAL CENTER			2	100%	2
NORTH MCALLEN PEDIATRIC CENTER			2	100%	2
GULFCOAST JEWISH FAMILY			2	100%	2
BAPTIST HOSPITAL INTERNAL MEDICINE GULF BREEZE			2	100%	2
RDX BIOSCIENCE INC			2	100%	2
CVS NV5942POCT LAS VEGAS		2			2
UNIVERSITY HOSPITAL OF BROOKLYN		2			2
RIVERVIEW MEDICAL CLINIC		2			2
SOUTHEAST GEORGIA HEALTH SYSTEM			2	100%	2
COUNTRY COTTAGE		2			2
APALACHEE CENTER INC		2			2
SELECT MEDICAL CLINIC			2	100%	2
AUSTIN REGIONAL CLINIC MICROBIOLOGY LAB			2	100%	2
ASPIRUS RIVERVIEW HOSPITAL & CLINICS INC		1	1	50%	2
LIBERTY HEALTH CENTER			2	100%	2
JOHNSON CITY MEDICAL CENTER		1	1	50%	2
Parkwood in the Pines		2			2
CVS NE8615POCT LINCOLN		2			2
SENDER RETREAT ADULT DAY CARE CENTERS			2	100%	2
CVS MA38POCT CHARLTON		2			2
MERCY CONVENIENT CARE			2	100%	2
PHYSICIANS PREMIER			2	100%	2
PUTNAM COUNTY PUBLIC HEALTH UNIT		2			2
CVS NV5286POCT HENDERSON		2			2
NAVAL BRANCH MEDICAL CLINIC			2	100%	2
SIMMONS			2	100%	2
MEDEXPRESS URGENT CARE - O'FALLON		2			2
ATLANTIC DIAGNOSTICS			2	100%	2
SACRED HEART HOSPITAL ON THE EMERALD			2	100%	2
MONTCLAIR STATE UNIV/HLTH & WELLNESS		2			2
LIFT HEALTH		2			2
ALL PEDIATRIC CARE PA			2	100%	2
SYMPHONY OF BUFFALO GROVE		2			2
WyndRidge Health & Rehabilitation		2			2

COVID-19: testing by laboratory

Data through Apr 22, 2021 verified as of Apr 23, 2021 at 09:25 AM

Data in this report are provisional and subject to change.

The numbers in the table below represent the number of Florida and non-Florida residents for whom test results were received by the Department of Health. A person can be tested by more than one laboratory and can have both positive and negative results. **Therefore, the sum of the numbers in each column will be larger than the total number of people tested.**

Reporting lab	Inconclusive	Negative	Positive	Percent positive	Total
AMERICAN MEDICAL LABORATORIES			2	100%	2
GOSHEN MEDICAL CENTER			2	100%	2
PALM CITY NURSING AND REHAB CENTER			2	100%	2
Wetumpka Health and Rehab, LLC		2			2
ASHLEY PEDIATRICS			2	100%	2
WEST COAST PEDIATRICS			2	100%	2
Van Wert Manor		2			2
PALOS COMMUNITY HOSPITAL LABORATORY			2	100%	2
Covington Care Nursing and Rehabilitation		2			2
MINUTECLINIC DIAG OF IND, LLC #6250		2			2
ACCESS MEDICAL GROUP OF FLORIDA CITY			2	100%	2
MOBILE COUNTY HEALTH DEPARTMENT		1	1	50%	2
URGENT CARE AND SURGERY CENTER			2	100%	2
CONEMAUGH MEMORIAL MEDICAL CENTER		2			2
LEXINGTON PLACE			2	100%	2
BAYLOR SCOTT & WHITE COMPREHENSIVE WOUND			2	100%	2
BLANCHARD VALLEY HOSPITAL LABORATORY			2	100%	2
WELL HEALTH LABS			2	100%	2
PRIMARY CARE SERVICES AT EDGEWATER		2			2
TAMPA FAMILY HEALTH CENTER		1	1	50%	2
HERITAGE CARE AND REHABILITATION CENTE		2			2
WALGREENS #15495		1	1	50%	2
ESCANDON DIAGNOSTIC CLINIC			2	100%	2
WELLSTAR DOUGLAS HOSPITAL LABORATORY		2			2
RHODE ISLAND DEPARTMENT OF HEALTH LABORATORIES			2	100%	2
METHODIST SPECIALTY CARE CENTER		2			2
BROOKDALE PALM BEACH GARDENS			2	100%	2
Great Lakes Health Center			2	100%	2
Alden Terrace of McHenry			2	100%	2
Church Creek SNF			2	100%	2
KEATING SPORTS CENTER		2			2
DUKE UNIVERSITY POINT OF CARE TESTING PROGRAM			2	100%	2
BAYLOR COLLEGE OF MEDICINE			2	100%	2
Camellia Gardens		2			2
The Grand Rehabilitation & Nursing Utica		2			2
PM PEDIATRICS OF BAYSIDE PLLC - HOPEWELL JUNCTION		2			2
PARKRIDGE MEDICAL CENTER			2	100%	2
SUNNYSIDE MANOR		2			2
BROOKS -TLC HOSPITAL SYSTEM			2	100%	2
CVS - MINUTECLINIC			2	100%	2
Kroger 127 - The Little Clinic Lakewood-Alameda		2			2
CVS OH3980POCT KENT		2			2
ATHENA CARE RESOURCES LLC		2			2
NORTH OKALOOSA PHYSICIAN GRP - WALK IN CLINIC			2	100%	2
CVS MA915POCT BEVERLY		1	1	50%	2
BERNHARDT LABORATORIES INC			2	100%	2
The Palms Nursing and Rehabilitation		1	1	50%	2

COVID-19: testing by laboratory

Data through Apr 22, 2021 verified as of Apr 23, 2021 at 09:25 AM

Data in this report are provisional and subject to change.

The numbers in the table below represent the number of Florida and non-Florida residents for whom test results were received by the Department of Health. A person can be tested by more than one laboratory and can have both positive and negative results. **Therefore, the sum of the numbers in each column will be larger than the total number of people tested.**

Reporting lab	Inconclusive	Negative	Positive	Percent positive	Total
RAPID URGENT CARE - ALBANY			2	100%	2
MEDEXPRESS URGENT CARE - MYLAN			2	100%	2
UNIVERSTIY OF ILLINOIS HOSPITAL			2	100%	2
AGILE URGENT CARE			2	100%	2
SPRINGFIELD HOSPITAL LABORATORY			2	100%	2
BAPTIST HOSPITAL PRIMARY CARE GULF BREEZE			2	100%	2
SYLVAN NURSING			2	100%	2
CLINICAL REFERENCE LABORATORY, INC		2			2
CLEVELAND CLINIC IMAGING			2	100%	2
RADEAS			2	100%	2
CHARLOTTE COUNTY HEALTH DEPARTMENT			2	100%	2
Avanti Wellness and Rehab			2	100%	2
LABTOX LABORATORIES			2	100%	2
KAISER SUNNYSIDE MEDICAL CTR LAB		2			2
INA		1	1	50%	2
TRICORE REFERENCE LABORATORY		1	1	50%	2
INTERNAL MEDICINE SPECIALISTS MEDICAL GROUP, PA		2			2
Sanford Health & Rehabilitation			2	100%	2
ROYAL CARE MEDICAL CENTER			2	100%	2
GULF COAST REGIONAL MEDICAL CARE		2			2
BAPTIST HEALTHCARE - LAKEVIEW CENTER INC		2			2
Harbert Hills Academy Nursing Home		2			2
SIMPLY HEALTHCARE AND WELLNESS CLINIC, PC			2	100%	2
MINUTECLINIC DIAGNOSTICS OF OKLAHOMA		2			2
CHOTA COMMUNITY HEALTH SERVICES		1	1	50%	2
MY PHARMACY			2	100%	2
CARE ATC ARLINGTON CENTRAL PARK		2			2
EVERYBODY'S FAMILY CLINIC		2			2
CVS MD1490POCT GAITHERSBURG		2			2
HCA HOUSTON ER 24/7			2	100%	2
CVS NC6633POCT FAYETTEVILLE		2			2
NORTHSIDE FAMILY MEDICINE AND URGENT CARE (EAST COBB)		2			2
CVS MA2125POCT NATICK		1	1	50%	2
BE WELL PHARMACY		2			2
NEIGHBORCARE PHARMACY SERVICES		2			2
URGENTMED PLANTATION			2	100%	2
IN & OUT URGENT CARE METAIRIE			2	100%	2
NEWTON MEMORIAL HOSPITAL		2			2
CROSSROADS			2	100%	2
CARELINE PHARMACY AND HEALTHCARE SERVICES		1	1	50%	2
VAULT MEDICAL SERVICES		1	1	50%	2
PALM COAST DIALYSIS		2			2
CHI MEMORIAL PRIMARY CARE ASSOCIATES-A		2			2
Kroger 667 - The Little Clinic Litchfield Park		2			2
FHCP ASC - ORANGE CITY			2	100%	2
MEDEXPRESS URGENT CARE - OMAHA N 72 ST		2			2
METHODIST MANSFIELD MEDICAL CENTER			2	100%	2

COVID-19: testing by laboratory

Data through Apr 22, 2021 verified as of Apr 23, 2021 at 09:25 AM

Data in this report are provisional and subject to change.

The numbers in the table below represent the number of Florida and non-Florida residents for whom test results were received by the Department of Health. A person can be tested by more than one laboratory and can have both positive and negative results. **Therefore, the sum of the numbers in each column will be larger than the total number of people tested.**

Reporting lab	Inconclusive	Negative	Positive	Percent positive	Total
SUNCOAST BLOOD BANK			2	100%	2
MEDEXPRESS URGENT CARE - DERBY N ROCK		2			2
INSPIRIT SENIOR LIVING			2	100%	2
GUILFORD IMMEDIATE CARE, SYAH, LLC		1			1
PALM BEACH PEDIATRIC UROLOGY			1	100%	1
ST LUKE LUTHERAN HOME		1			1
HOSPITALS OF PROVIDENCE TRANSMOUNTAIN CAMPUS, THE			1	100%	1
LABORATORIO BUENA SALUD			1	100%	1
Crowne Health Care of Thomasville		1			1
THYROID SPECIALTY LABORATORY			1	100%	1
SPECIALTY DRUG TESTING			1	100%	1
Good Samaritan Society - Albion		1			1
ENZO LABS INC			1	100%	1
DPH OP LAB			1	100%	1
Towne Manor West		1			1
NHC HealthCare St. Charles		1			1
MID-FLORIDA PATHOLOGY LLC		1			1
SOUTHERN HILLS MEDICAL CENTER			1	100%	1
Stonespring Transitional Care		1			1
Medicalodges Neosho			1	100%	1
CLINICAL TRIALS OF TAMPA LLC		1			1
ST LUKE'S CORNWALL HOSPITAL N			1	100%	1
HOLYOKE MEDICAL CENTER			1	100%	1
ROBERT TAYLOR COMMUNITY COMPLEX			1	100%	1
TRIPLE O RESEARCH INSTITUTE PA			1	100%	1
Illiana HCS -Danville VAMC		1			1
FLORIDA KEYS PED AND ADOLES CTR			1	100%	1
HEALTH CARPENTER PLLC		1			1
PUBLIX PHARMACY #1488		1			1
WOODSTOCK HEALTH DEPARTMENT			1	100%	1
HEALTHCARE PARTNERS FAMILY MEDICINE LLC			1	100%	1
ABSOLUTE QUICK CARE			1	100%	1
Eddy Memorial Geriatric Center		1			1
JUPITER MEDICAL GROUP			1	100%	1
RAMBAM URGENT CARE			1	100%	1
CTMD MEDICAL CENTER, PA			1	100%	1
LEGACY SPECIALTY PHARMACY CORP			1	100%	1
NHC HEALTH CARE CENTER		1			1
PINNACLE PAIN CENTER PS DBA LYNX HEALTHCARE		1			1
AURORA MEDICAL CENTER-KENOSHA			1	100%	1
JOHN MANCHIN SR HEALTH CARE CENTER		1			1
MED BAR LLC		1			1
WATERTOWN URGENT CARE		1			1
WILLOWBROOKE CT AT LIMA ESTATES		1			1
Kroger 63 - The Little Clinic Glassford Hill Rd		1			1
WATERVIEW HILLS REHABILITATION AND NUR		1			1
HEALTH CHOICES, PLLC		1			1

COVID-19: testing by laboratory

Data through Apr 22, 2021 verified as of Apr 23, 2021 at 09:25 AM

Data in this report are provisional and subject to change.

The numbers in the table below represent the number of Florida and non-Florida residents for whom test results were received by the Department of Health. A person can be tested by more than one laboratory and can have both positive and negative results. **Therefore, the sum of the numbers in each column will be larger than the total number of people tested.**

Reporting lab	Inconclusive	Negative	Positive	Percent positive	Total
CVS MA1121POCT WESTFORD		1			1
PREVENTIVE CARDIOLOGY AND INTERNAL MEDICINE ASSOCI			1	100%	1
AVERA ST. MARY'S HOSPITAL			1	100%	1
CLARKSVILLE HEALTH SYSTEM			1	100%	1
BIOMERIEUX			1	100%	1
CLINICAL RESEARCH OF WEST FLORIDA		1			1
FAIRFIELD MEDICAL CENTER			1	100%	1
WASHINGTONVILLE PHARMACY INC		1			1
CVS MA937POCT CARVER		1			1
VALLEY VISTA CARE CENTER		1			1
ST JOHNS MEDICAL CENTER		1			1
Kroger 907 - The Little Clinic Holland		1			1
CORE OCCUPATIONAL MEDICINE			1	100%	1
MOBILE INFIRMARY MEDICAL CENTER			1	100%	1
SAN JOSE CLINIC		1			1
MEMPHIS URGENT CARE #2, LLC			1	100%	1
WALGREENS #15291		1			1
Lexington Medical Center Extended Care		1			1
PM PEDIATRICS OF BAYSIDE, PLLC		1			1
Broomall Manor		1			1
DORA HOME CARE			1	100%	1
CLARKSVILLE MANOR INC		1			1
HEALTHALLIANCE HOSPITAL LABORATORY		1			1
BUFFALO VAMC			1	100%	1
COVENANT HEALTH		1			1
PALMA CEIA MED GROUP-SWANN		1			1
DAUGHTERS OF SARAH NURSING CENTER		1			1
BARRINGTON TERRACE NAPLES			1	100%	1
SOUTHWESTERN STATE HOSPITAL LABORATORY			1	100%	1
BLACKBERRY CENTER, THE		1			1
YOUTH HEALTH CENTER OF HUNTINGTON		1			1
NEW ULM MEDICAL CENTER			1	100%	1
Summit Medical Group Morristown Oncology		1			1
Kroger - KR070600172		1			1
INTEGRATED GENETICS SEQUENOM		1			1
ATHENA PLASTIC SURGERY		1			1
PINEBROOK CARE AND REHABILITATION CENTER□			1	100%	1
Glen Oaks Health and REhabilitation		1			1
COASTAL PEDIATRICS LLC			1	100%	1
METHODISM MIDLOTHIAN MEDICAL CENTER			1	100%	1
TITUSVILLE CENTER FOR SURGICAL EXCELLENCE LLC		1			1
SUSAN F. WILLIAMS M.D., P.A.			1	100%	1
NEMOURS CHILDREN'S PRIMARY CARE			1	100%	1
STATE OF ALASKA			1	100%	1
URGENT CARE CENTER OF PORT ORANGE LLC			1	100%	1
MEMORIAL SATILLA HEALTH			1	100%	1
HAWKEYE CARE CENTER DUBUQUE		1			1

COVID-19: testing by laboratory

Data through Apr 22, 2021 verified as of Apr 23, 2021 at 09:25 AM

Data in this report are provisional and subject to change.

The numbers in the table below represent the number of Florida and non-Florida residents for whom test results were received by the Department of Health. A person can be tested by more than one laboratory and can have both positive and negative results. **Therefore, the sum of the numbers in each column will be larger than the total number of people tested.**

Reporting lab	Inconclusive	Negative	Positive	Percent positive	Total
ST LUKES SURGICAL AT THE VILLAGES INC			1	100%	1
JOHN PETER SMITH HOSPITAL- OB TRIAGE			1	100%	1
The Center at Centennial			1	100%	1
LEESBURG DIALYSIS CENTER		1			1
DAVITA DIALYSIS-NORTH			1	100%	1
ENCOMPASS HEALTH REHABILITATION HOSPITAL OF UTAH		1			1
ORMOND MEDICAL ARTS FAMILY PRACTICE PL			1	100%	1
West Bay of Tampa Center			1	100%	1
CARESPOT - OVIEDO			1	100%	1
ADAPTIVE BIOTECHNOLOGIES			1	100%	1
ALLEGANY COUNTY DEPARTMENT OF HEALTH		1			1
ALTAMONTE SPRINGS WALK IN MED CENTER			1	100%	1
DR PHILLIPS CENTER FOR WELLNESS		1			1
AURORA CONSOLIDATED LABORATORY			1	100%	1
CAREFIRST URGENT CARE - BEECHMONT			1	100%	1
KODIAK AREA NATIVE ASSOCIATION-KANA			1	100%	1
Southwest Louisiana Veterans Home			1	100%	1
SMITH KLINE			1	100%	1
MONONGAHELA VALLEY HOSPITAL			1	100%	1
HARMONY HEALTHCARE ORLANDO INC		1			1
SMYTH COUNTY COMMUNITY HOSPITAL LABORATORY			1	100%	1
NEMOURS CHILDRENS URGENT CARE			1	100%	1
Kroger 705 - The Little Clinic Richmond		1			1
MEDICAL CITY DENTON			1	100%	1
PARKWAY REGIONAL MEDICAL CENTER LAB			1	100%	1
SWIFT CREEK HEALTH CENTER AT THE TEMPL		1			1
Kroger 500 - The Little Clinic Speedway		1			1
ANY LAB TEST NOW JACKSONVILLE		1			1
Allen Health and Rehabilitation		1			1
SUNY AT STONY BROOK			1	100%	1
Hillside Manor Rehabilitation and Extended Care Center		1			1
RESIDENCES AT MIAMI / REIGN GARDENS LLC, THE			1	100%	1
CASA DE ORO CARE AND REHABILITATION CE		1			1
SMA BEHAVIORAL HEALTH SERVICES INC		1			1
EMPATH HOME HEALTH LLC			1	100%	1
GENEVA FAMILY HEALTH			1	100%	1
HEALTHPARTNERS HUDSON CLINIC			1	100%	1
DOYLESTOWN HOSPITAL			1	100%	1
REGIONAL MEDICAL LABORATORY			1	100%	1
MOUNT ST MARYS HOSPITAL OF NIAGARA FALLS			1	100%	1
EASTSIDE MEDICAL CLINIC		1			1
CAPSTONE REHABILITATION AND HEALTHCARE		1			1
EDGAR PRICE FAMILY & CHILDREN HEALTHCARE CENTER			1	100%	1
REDMOND REGIONAL MEDICAL CENTER			1	100%	1
Kroger - KR070300083			1	100%	1
Carington Park			1	100%	1
INTERNAL MEDICINE GROUP OF WINTER HAVEN PA		1			1

COVID-19: testing by laboratory

Data through Apr 22, 2021 verified as of Apr 23, 2021 at 09:25 AM

Data in this report are provisional and subject to change.

The numbers in the table below represent the number of Florida and non-Florida residents for whom test results were received by the Department of Health. A person can be tested by more than one laboratory and can have both positive and negative results. **Therefore, the sum of the numbers in each column will be larger than the total number of people tested.**

Reporting lab	Inconclusive	Negative	Positive	Percent positive	Total
HEALTH FIRST MEDICAL GROUP LLC			1	100%	1
AUGUSTA HEALTH SD			1	100%	1
INTERNAL MEDICINE GROUP OF CENTRAL FLORIDA			1	100%	1
CARESPOT - WELLINGTON			1	100%	1
NICKLAUS CHILDREN'S DORAL OUTPATIENT CENTER			1	100%	1
BIOMAT ORLANDO		1			1
MOUNT SINAI CORAL GABLES			1	100%	1
ADVENT HEALTH MEDICAL GROUP MULTISPECIALTY			1	100%	1
HIBISCUS COURT			1	100%	1
INFANTS & CHILDREN PA			1	100%	1
ADVENTHEALTH MEDICAL GROUP PEDIATRICS DIABETES &			1	100%	1
MINUTE CLINIC DIAGNOSTIC MED GRP OF CA		1			1
Acts Manor House		1			1
PEDIATRICS AND FAMILY CARE, LLC			1	100%	1
HIDALGO FAMILY CLINIC			1	100%	1
UABC			1	100%	1
STONECREST MEDICAL CENTER		1			1
PENROSE HOSPITAL			1	100%	1
FLAGLER COUNTY BOARD OF COUNTY COMMISSIONERS			1	100%	1
J F K PEDIATRICS			1	100%	1
MED LAB SERVICES, LLC			1	100%	1
Erwin Health Care Center		1			1
CHI ST. LUKE'S HEALTH BCM MEDICAL CENTER			1	100%	1
Oak Hill Health & Rehabilitation Center			1	100%	1
MEDCOR AT ROYAL CARIBBEAN			1	100%	1
ACCESS MEDICAL GROUP OF TAMPA INC			1	100%	1
LITTLE COMPANY OF MARY HOSPITAL			1	100%	1
PATIENT FIRST - WOODBURY		1			1
BRIDGES AT LIFE CARE CENTER OF OCALA, THE			1	100%	1
WALKIN MEDICAL URGENT CARE,NEW CITY			1	100%	1
PEDIATRIC ASSOCIATES - DORAL			1	100%	1
ADVANCE GASTROENTEROLOGY			1	100%	1
CAH ACQUISITION COMPANY 11 LLC			1	100%	1
Ozark Health and Rehabilitation, LLC		1			1
TALLAHASSEE DIALYSIS		1			1
CARENOW LAKE WORTH			1	100%	1
UUHC - REDSTONE HEALTH CENTER LABORATORY			1	100%	1
EILEEN TURBESSI MD PA		1			1
HAMILTON CI MAIN UNIT ANNEX/ WORK CAMP			1	100%	1
STATE OF CALIFORNIA DOH SERVICES			1	100%	1
HUDSON REGIONAL HOSPITAL			1	100%	1
BOTTINEAU GOOD SAMARITAN CENTER		1			1
ST JOHN'S HOME CARE			1	100%	1
TARRANT MEDICAL ASSOCIATES			1	100%	1
SUNCOAST BEHAVIORAL HEALTH CENTER			1	100%	1
NF Escambia, LLC DBA Olive BranchHealth and Rehabilitaion Center			1	100%	1
SANFORD HOME		1			1

COVID-19: testing by laboratory

Data through Apr 22, 2021 verified as of Apr 23, 2021 at 09:25 AM

Data in this report are provisional and subject to change.

The numbers in the table below represent the number of Florida and non-Florida residents for whom test results were received by the Department of Health. A person can be tested by more than one laboratory and can have both positive and negative results. **Therefore, the sum of the numbers in each column will be larger than the total number of people tested.**

Reporting lab	Inconclusive	Negative	Positive	Percent positive	Total
ADVANCED CARDIOVASCULAR DIAGNOSTICS OF FL			1	100%	1
Kroger 682 - The Little Clinic Combs and Gantzel		1			1
BRIAN C GRINER MD LLC			1	100%	1
CLINICAL MICROBIOLOGY LAB FAIRVIEW UNIVERSITY HOSPITAL			1	100%	1
CHILDRENS HEALTHCARE CTE OF NORTHERN		1			1
COURTLAND TERRACE		1			1
TAYLOR COUNTY HEALTH DEPARTMENT			1	100%	1
WILLOW DALE WELLNESS VILLAGE APARTMENT		1			1
SIERRA HEALTH CARE CENTER		1			1
Riverside Nursing & Rehabilitation Center		1			1
PROVIDENCE HOSPITAL			1	100%	1
NORTH FLORIDA REGIONAL MEDICAL CENTER EMERGENCY			1	100%	1
PRIMARY CARE GROUP LLC		1			1
Garden View Care Center at Dougherty Ferry		1			1
A.G. Rhodes		1			1
BAPTIST HOSPITAL FAMILY MEDICINE &			1	100%	1
WINDSOR MANOR			1	100%	1
Monument Health Custer Care Center		1			1
CVS IL7142POCT LOCKPORT		1			1
PATIENT FIRST			1	100%	1
ASHLEY PEDIATRICS DAY & NIGHT CLINIC			1	100%	1
VERMONT DEPT OF HEALTH LABORATORY			1	100%	1
SYNERGY DIALYSIS INC			1	100%	1
Victoria Manor		1			1
FLORIDA DEPARTMENT OF HEALTH PALM BEACH COUNTY			1	100%	1
AAA MEDICAL TESTING			1	100%	1
RYE BEACH PHARMACY INC		1			1
VA North May Outpatient Clinic		1			1
SHERIDAN VAMC		1			1
BETTER U BETTER LIFE WELLNESS LLC			1	100%	1
THE EMORY CLINIC			1	100%	1
KENNEDY BOULEVARD DIALYSIS			1	100%	1
WALGREENS #04786		1			1
Kroger 618 - The Little Clinic Trail Creek Village		1			1
Walgreens #12153		1			1
PRACTITIONERS IN MOTION			1	100%	1
SEVEN HILLS HEALTHCARE GROUP LLC DBA		1			1
CHILDREN'S NATIONAL MEDICAL CENTER			1	100%	1
BROOKDALE WEST PALM BEACH			1	100%	1
BOCA RATON PHYSICIANS PA			1	100%	1
PLEASANT RIDGE MANOR WEST		1			1
TEXAS HEALTH ARLINGTON MEMORIAL HOSPITAL			1	100%	1
FLORIDA HOSPITAL TRANSPLANT CENTER		1			1
WALGREENS #09456		1			1
WALGREENS #11572		1			1
OMAHA VA MEDICAL CENTER			1	100%	1
MCR HEALTH MEDICAL EXPRESS			1	100%	1

COVID-19: testing by laboratory

Data through Apr 22, 2021 verified as of Apr 23, 2021 at 09:25 AM

Data in this report are provisional and subject to change.

The numbers in the table below represent the number of Florida and non-Florida residents for whom test results were received by the Department of Health. A person can be tested by more than one laboratory and can have both positive and negative results. **Therefore, the sum of the numbers in each column will be larger than the total number of people tested.**

Reporting lab	Inconclusive	Negative	Positive	Percent positive	Total
INHEALTH LIFE SCIENCES LLC			1	100%	1
ASHLEY PEDICATRICS DAY AND NIGHT CLINIC			1	100%	1
HATLEY HEALTH CARE, INC		1			1
KIDSVILLE PEDIATRICS III PA			1	100%	1
CONNECTICUT PEDIATRICS @ CHC		1			1
NHSN_AIMS		1			1
NANCY M WORTHINGTON MD PA			1	100%	1
ALLEGHENY COUNTY HEALTH DEPARTMENT - PUBLIC HEALTH LABORATORY			1	100%	1
BAYOU URGENT CARE			1	100%	1
PALM BEACH DIABETES AND ENDOCRINE SPECIALISTS, PA			1	100%	1
AMERICAN FAMILY CARE - SMYRNA			1	100%	1
ARGENTINE CARE CENTER		1			1
CONVENIENT URGENT CARE			1	100%	1
FAMILY MEDICAL CENTERS			1	100%	1
FLORHAM PARK ENDOSCOPY CENTER		1			1
BACON COUNTY HOSPITAL		1			1
HALIFAX HEALTH PRIMARY CARE ORMOND			1	100%	1
TEXAS HEALTH ARLINGTON MEMORIAL		1			1
PERRY COUNTY NURSING HOME		1			1
LIBERTY COMMONS NURSING AND REHABILITA		1			1
ACUTE AND COMMUNICABLE DISEASE PREVENTION			1	100%	1
NORTH CAROLINA STATE LABORATORY OF PUBLIC HEALTH, SPECTRUM LAB NETWORK			1	100%	1
WY RETIREMENT CENTER		1			1
OMC PRIMARY CARE - HOSPITAL CAMPUS			1	100%	1
PRESTIGE ER			1	100%	1
SONNI'S PEDIATRICS			1	100%	1
MADISON REHABILITATION HOSPITAL		1			1
Kroger 379 - The Little Clinic Stony Brook		1			1
SUMMIT LABORATORY			1	100%	1
DESTIN SURGERY CENTER LTD		1			1
PINECREST MANOR		1			1
DECATUR MORGAN HOSPITAL - DECATUR GENE		1			1
BRANDON OUTREACH CLINIC			1	100%	1
Williamstown Commons			1	100%	1
SUMMIT DETOX INC			1	100%	1
MEDHEALTH CLINICAL INC			1	100%	1
Walgreens #11724		1			1
ADVENTHEALTH PHYSICIAN GROUP - APPLEWOOD			1	100%	1
CFCH - FROSTPROOF			1	100%	1
STITCHES ACUTE CARE CENTER OF CHEYENNE			1	100%	1
LP Marietta II, LLC		1			1
ADVANCED CARDIOVASCULAR DIAGNOSTICS PL		1			1
CITRONELLE HEALTH AND REHABILITATION CENTER		1			1
Encompass Health Rehab Hosp Alexandria		1			1
PEDRO MENENDEZ HEALTH CENTER AT ST JOHNS			1	100%	1
FALKVILLE HEALTHCARE		1			1
MED TECH CLINICAL LABORATORY		1			1

COVID-19: testing by laboratory

Data through Apr 22, 2021 verified as of Apr 23, 2021 at 09:25 AM

Data in this report are provisional and subject to change.

The numbers in the table below represent the number of Florida and non-Florida residents for whom test results were received by the Department of Health. A person can be tested by more than one laboratory and can have both positive and negative results. **Therefore, the sum of the numbers in each column will be larger than the total number of people tested.**

Reporting lab	Inconclusive	Negative	Positive	Percent positive	Total
MT VIEW			1	100%	1
WINCHESTER HOSPITAL			1	100%	1
TILLAMOOK COUNTY GENERAL HOSPITAL LAB		1			1
ALPHA 1 ANTITRYPSIN RESEARCH PROGRAM			1	100%	1
HEARTLAND OF ZEPHYRHILLS FL, LLC			1	100%	1
Masonic Medical Research Institute			1	100%	1
CFHC - FROSTPROOF			1	100%	1
CEDAR CREST HEALTH CENTER		1			1
FAITH FAMILY PRACTICE			1	100%	1
CHESAPEAKE REGIONAL MEDICAL CENTER			1	100%	1
SOUTHERN REGIONAL MEDICAL CENTER		1			1
Kroger - KR062000426			1	100%	1
MACKINAC STRAITS LONG TERM CARE UNIT		1			1
Advanced Rehabilitation of Vernon		1			1
Brownwood Nusing & Rehabilitation		1			1
FAMILY MEDICAL CARE OF MOUNT DORA INC			1	100%	1
VIVIAN SIMMONS FAMILY PRACTICE			1	100%	1
CAPITAL HEALTH PLAN - GOVERNORS SQUARE			1	100%	1
JAX FAMILY CARE		1			1
HEARTLAND PHARMACY SEBRING			1	100%	1
VISTA LAKE ASSISTED LIVING			1	100%	1
RIDGE OPTUM FLORIDA			1	100%	1
ORCHID TERRACE		1			1
CELEBRATION FAMILY PHYSICIANS LLC			1	100%	1
MISSION HOSPITAL - MEMORIAL CAMPUS			1	100%	1
CVS CT2210POCT RIVERSIDE		1			1
CONCORDIA MANOR			1	100%	1
Kroger 390 - The Little Clinic North College Hill		1			1
HCL LABORATORIES			1	100%	1
ASSURANCE HEALTHCARE AND COUNSELING CENTER		1			1
SIGNATURE CARE MEMORIAL CITY			1	100%	1
CLIFTON-FINE HOSPITAL LABORATORY		1			1
Bolingreen Health and Rehabilitation		1			1
ANDERSON FAMILY MEDICINE			1	100%	1
BEAUMONT HOSPITAL			1	100%	1
BLUFFTON HEALTH CENTER			1	100%	1
PEDIATRIC URGENT CARE CENTR OF FORT WORTH-LA GRAN			1	100%	1
MINUTECLINIC DIAGNOSTIC OF TN PC #6437		1			1
PRIMBIO RESEARCH INSTITUTE LLC		1			1
NORTH WEST FLORIDA DIAGNOSTIC ENOCRINOLOGY CLINIC			1	100%	1
ALPHA CLINICAL LABORATORY CORP.			1	100%	1
WALGREENS #10854		1			1
MORELL			1	100%	1
TRUMAN MEDICAL CENTER - HOSPITAL HILL			1	100%	1
METROPOLITAN			1	100%	1
LUMICO LIFE INSURANCE COMPANY		1			1
FAMILY MEDICINE AT KISSIMMEE		1			1

COVID-19: testing by laboratory

Data through Apr 22, 2021 verified as of Apr 23, 2021 at 09:25 AM

Data in this report are provisional and subject to change.

The numbers in the table below represent the number of Florida and non-Florida residents for whom test results were received by the Department of Health. A person can be tested by more than one laboratory and can have both positive and negative results. **Therefore, the sum of the numbers in each column will be larger than the total number of people tested.**

Reporting lab	Inconclusive	Negative	Positive	Percent positive	Total
BAY AREA HOSPITAL LAB & HST		1			1
Le Roy Village Green		1			1
PEDRO L ORTEGA MD PA			1	100%	1
MINUTE CLINIC DIAGNOSTICS OF IN, LLC #6252		1			1
UNIVERSITY OF TOLEDO MEDICAL CENTER			1	100%	1
CELEBRATION HOSPITAL			1	100%	1
THE LITTLE CLINIC LLC			1	100%	1
ABSOLUTE CAREGIVERS HOME HEALTH AGENCY INC			1	100%	1
SPHERE DX			1	100%	1
GOLDING-GRANADO MEDICAL ASSOCIATES		1			1
QLABS			1	100%	1
PENNY PEDIATRICS		1			1
HEALTH FIRST HOME CARE		1			1
TMH PHYSICIAN PARTNERS WAKULLA			1	100%	1
APPLECARE BRUNSWICK			1	100%	1
INDIGO PALMS			1	100%	1
SACRED HEART HOSPITAL NURSING			1	100%	1
GULF BREEZE TREATMENT CENTER, LLC			1	100%	1
Central Park Healthcare & Rehabilitation Center		1			1
Brown Nursing Home		1			1
KIOSK MEDICINE OF KENTUCKY LLC		1			1
ORCHARD PARK HEALTH CARE AND REHABILITATION CENTER		1			1
Walgreens #9121		1			1
MANOR CARE OF DELRAY BEACH FL LLC		1			1
IC LABS			1	100%	1
HILTON HEAD HOSPITAL/INPATIENT			1	100%	1
HEALTHFORCE PARTNERS INC			1	100%	1
PHYSICIANS IMMEDIATE CARE			1	100%	1
ST. JOHN HOSPITAL & MEDICAL CENTER			1	100%	1
CLEVELAND CLINIC FLORIDA LAB			1	100%	1
Brookdale Richmond Place		1			1
Canandaigua VAMC		1			1
MOREHOUSE COLLEGE STUDENT HEALTH CENTE		1			1
JET MEDICAL CENTER			1	100%	1
Walgreens #5421		1			1
LINK PHARMACY LLC		1			1
MEDEXPRESS URGENT CARE - LAWTON		1			1
WORKCARE, INC GLOBALFOUNDRIES			1	100%	1
Greene Meadows Nursing and Rehabilitation Center		1			1
CORVALLIS CLINIC PC LAB		1			1
Melbourne Terrace Rehabilitation Center			1	100%	1
Absolut Care of Gasport		1			1
ADDINGTON PLACE EAST LAKE		1			1
Churchman Village LLC		1			1
SAINT FRANCIS HOSPITAL			1	100%	1
BAPTIST HEALTH FLOYD			1	100%	1
CLEVELAND HEARTLAB			1	100%	1

COVID-19: testing by laboratory

Data through Apr 22, 2021 verified as of Apr 23, 2021 at 09:25 AM

Data in this report are provisional and subject to change.

The numbers in the table below represent the number of Florida and non-Florida residents for whom test results were received by the Department of Health. A person can be tested by more than one laboratory and can have both positive and negative results. **Therefore, the sum of the numbers in each column will be larger than the total number of people tested.**

Reporting lab	Inconclusive	Negative	Positive	Percent positive	Total
ADVANCED LABORATORY SERVICES			1	100%	1
Kroger 465 - The Little Clinic Oakley		1			1
ST. MARY MEDICAL CENTER		1			1
Ohman Family Living at Holly Assisted Living		1			1
CENTER AT WATERFRONT		1			1
QUINCY DIALYSIS			1	100%	1
KELLY			1	100%	1
CARENOW URGENT CARE - ANTIOCH		1			1
SUREPOINT URGENT CARE PADRE ISLAND			1	100%	1
Waters of Covington		1			1
PASCO COUNTY HEALTH DEPARTMENT			1	100%	1
WALGREENS_CHICAGO		1			1
Chateau Dville Rehab & Retirement		1			1
CONCIERGE IV NUTRITION			1	100%	1
BROCK HUGHES MEDICAL CENTER			1	100%	1
HUNTERS CREEK MEDICAL ASSOCIATES PA		1			1
BEACH CARE PLLC			1	100%	1
TMH URGENT CARE CENTER			1	100%	1
ISSAM ALBANNA MD PA			1	100%	1
FAMILY MEDICAL CENTER		1			1
MEDTOWN PHARMACY			1	100%	1
Ideal Senior Living Center		1			1
ENT & ALLERGY ASSOCIATES, LLP - SLEEPY HOLLOW (ABBOTT)		1			1
MEDCARE-GARNERS FERRY			1	100%	1
MD NOW URGENT CARE			1	100%	1
WELLPATH			1	100%	1
Lakeview Care Center			1	100%	1
ALBUQUERQUE INDIAN HEALTH CENTER		1			1
SUMMERLIN MEDICAL CENTRE			1	100%	1
NABI		1			1
LIFECARE MEDICAL CENTER			1	100%	1
MARION GENERAL HOSPITAL			1	100%	1
Kroger - KRO03500568			1	100%	1
BAPTIST HEALTH PRIMARY CARE AT CUTLER BAY			1	100%	1
PORTSMOUTH REG. HOSPITAL			1	100%	1
PROVIDENCE ST. PATRICK HOSPITAL			1	100%	1
BRISTOL CHILDRENS CLINIC			1	100%	1
Brynwood Health & Rehabilitation Center			1	100%	1
YOUR KIDS URGENT CARE			1	100%	1
ELEMENTS PHARMACY			1	100%	1
CARSON NURSING AND REHABILITATION CENTER		1			1
Nemours Children's Clinic-Orla			1	100%	1
PALM BEACH COUNTY HEALTH DEPT.			1	100%	1
CLIFTON SPRINGS		1			1
SIGNATURE CARE MIDLAND			1	100%	1
MD NOW MEDICAL CENTERS, INC			1	100%	1
Eden Meadows		1			1

COVID-19: testing by laboratory

Data through Apr 22, 2021 verified as of Apr 23, 2021 at 09:25 AM

Data in this report are provisional and subject to change.

The numbers in the table below represent the number of Florida and non-Florida residents for whom test results were received by the Department of Health. A person can be tested by more than one laboratory and can have both positive and negative results. **Therefore, the sum of the numbers in each column will be larger than the total number of people tested.**

Reporting lab	Inconclusive	Negative	Positive	Percent positive	Total
PUBLIX PHARMACY #1122		1			1
AMERICAN MEDICAL RESPONSE - FARMER BRA		1			1
WAKE FOREST MEDICAL CENTER LABORATORY			1	100%	1
ACCESS TOTAL CARE			1	100%	1
ALTA BATES SUMMIT MEDICAL CENTER CLINICAL LAB			1	100%	1
GAMMA HEALTHCARE, INC		1			1
CENTRAL ALABAMA HEALTH CARE SYSTEM			1	100%	1
Grays Harbor Health and Rehabilitation		1			1
GADSDEN FAMILY PRACTICE		1			1
CLINICAL PATHOLOGY LABORATORIES SOUTHEAST INC			1	100%	1
SPECIALTY MOLECULAR - DENVER			1	100%	1
Scepter Rehab and Health care		1			1
ADVANCE CARDIOVASCULAR IMAGING, INC			1	100%	1
LSU MEDICAL CENTER			1	100%	1
Good Samaritan Society-Atkinson		1			1
Livingston County Center for Nursing and Rehabilitation		1			1
Villa Maria			1	100%	1
CVS PA2867POCT FOLSOM		1			1
DIGESTIVE DISEASE CARE PC		1			1
Kroger 353 - The Little Clinic Harpers Point		1			1
VIP STARNETWORK		1			1
MEDEXPRESS URGENT CARE - HAMILTON SQUA		1			1
ABRAKIDABRA KIDS CLINIC			1	100%	1
MIAMI CHILDRENS HOSPITAL MIDTOWN OUTPATIENT CENTER			1	100%	1
CVS OH3481POCT MARYSVILLE		1			1
BROOKSVILLE REGIONAL HOSPITAL			1	100%	1
CENTRAL TX MEDICAL CENTER - LAB			1	100%	1
EH FARGO HOSPITAL LABORATORY			1	100%	1
ROSE HAVEN NURSING CENTER		1			1
WINCHESTER URGENT CARE, PC		1			1
ADVANTA LABS, LLC		1			1
WESLEY MEDICAL CENTER			1	100%	1
RAYMOND F CARON MD			1	100%	1
TMH PHYSICIAN PARTNERS			1	100%	1
Rio Grande City Nursing and Rehab Center			1	100%	1
NORTHEAST TEXAS DIALYSIS		1			1
CVS TX1057POCT SAN ANTONIO		1			1
LAKE COMMUNITY ACTION AGENCY		1			1
ALLIANCE LABORATORY SERVICES			1	100%	1
COASTAL MANOR		1			1
CARENOW-MONTGOMERY			1	100%	1
ST JUDE CARE CENTER		1			1
PowerBack Piscataway Center		1			1
Kroger 923 - The Little Clinic Centerville		1			1
DISCOVERY AT HOME, LLC			1	100%	1
PALMETTO PRIMARY CARE PHYSICIANS			1	100%	1
WALGREENS #05150		1			1

COVID-19: testing by laboratory

Data through Apr 22, 2021 verified as of Apr 23, 2021 at 09:25 AM

Data in this report are provisional and subject to change.

The numbers in the table below represent the number of Florida and non-Florida residents for whom test results were received by the Department of Health. A person can be tested by more than one laboratory and can have both positive and negative results. **Therefore, the sum of the numbers in each column will be larger than the total number of people tested.**

Reporting lab	Inconclusive	Negative	Positive	Percent positive	Total
RMC BROOKHOLLOW MED AESTHETICS INC		1			1
BRUNSWICK HEALTH AND REHABILITATION CE		1			1
MARTIN MEMORIAL MEDICENTER			1	100%	1
Springdale Village		1			1
WYTHE CNTY COMMUNITY HOSP LABORATORY			1	100%	1
CORPORATION OF AMERICA		1			1
MEADOWS PARK HEALTH AND REHABILITATION		1			1
CVS TX7824POCT GARLAND		1			1
View Ridge Care Center		1			1
ARIZONA STATE LABORATORY			1	100%	1
CONEY ISLAND HOSP			1	100%	1
LEHIGH PULMONARY ASSOCIATES			1	100%	1
LAKESIDE MEDICAL CENTER		1			1
LAKEWOOD RANCH MEDICAL GROUP LLC			1	100%	1
HALIFAX FAMILY HEALTH CENTER			1	100%	1
ORLANDO DIALYSIS		1			1
Kempsville Health and Rehab Center		1			1
VA ST LOUIS HEALTH CARE SYSTEM			1	100%	1
DIXIE COUNTY JAIL			1	100%	1
SUNCOAST RESEARCH GROUP LLC			1	100%	1
TANGLEWOOD MANOR		1			1
UNIVERSITY OF MIAMI - LENNAR CENTER			1	100%	1
Lemont Nursing and Rehab Center			1	100%	1
SIPERSTEIN DERMATOLOGY LLC			1	100%	1
FAMILY MEDICAL CENTER OF HOLLYWOOD PA			1	100%	1
CARESPOT - LEE VISTA			1	100%	1
GENERATIONS CENTER OF SPENCER		1			1
SKYRIDGE CLINICAL ASSOCIATES		1			1
ORMOND BEACH DIALYSIS			1	100%	1
FLORIDA MEDICAL CLINIC PA GI			1	100%	1
CHILDREN'S AT SATELLITE BOULEVARD URGE		1			1
HUNTSVILLE HOSPITAL			1	100%	1
CARDIAC AND VASCULAR CONSULTANTS MD PA		1			1
DILELLA			1	100%	1
COOSA VALLEY HEALTHCARE CENTER LLC		1			1
MAGGY PHARMACY INC		1			1
CRESTHAVEN			1	100%	1
LAB TEST KENDALL LLC		1			1
ROSLYN INTERNAL MEDICINE		1			1
AristaCare at Meadow Springs		1			1
SPORTS MEDICINE CLINIC - U OF WYOMING			1	100%	1
THE READING HOSPITAL AND MEDICAL CENTER			1	100%	1
CENTRAL FLORIDA MEDICAL CARE			1	100%	1
Signature HealthCare of Bowling Green		1			1
Smg At Bridgewater Family Medicine		1			1
LANGLADE			1	100%	1
ASUNCION HOME HEALTH CARE CORP			1	100%	1

COVID-19: testing by laboratory

Data through Apr 22, 2021 verified as of Apr 23, 2021 at 09:25 AM

Data in this report are provisional and subject to change.

The numbers in the table below represent the number of Florida and non-Florida residents for whom test results were received by the Department of Health. A person can be tested by more than one laboratory and can have both positive and negative results. **Therefore, the sum of the numbers in each column will be larger than the total number of people tested.**

Reporting lab	Inconclusive	Negative	Positive	Percent positive	Total
HAWAII DEPARTMENT OF HEALTH LAB			1	100%	1
PATIENT FIRST - NEWTOWN ROAD			1	100%	1
VERITAS GENETICS, INC.			1	100%	1
REGIONAL MED CTR BAYONET POINT			1	100%	1
KIDS HEALTH ALLIANCE PA			1	100%	1
HEALTHPLUS			1	100%	1
MEDICAL ASSOCIATES OF CARTER		1			1
PARK AVENUE MEDICAL PROFESSIONALS		1			1
WARREN GENERAL HOSPITAL			1	100%	1
Walgreens #10988		1			1
ELATION HEALTH		1			1
SOUTH FLORIDA EVALUATION AND TREATMENT		1			1
MEDEXPRESS URGENT CARE - JACKSON		1			1
PEDIATRIC ASSOCIATES OF ORLANDO			1	100%	1
RADIANCE HEALTH RX		1			1
Life Care Center of Paradise Valley		1			1
El Paso Health Care Center			1	100%	1
SOUTH FLORIDA URGENT CARE CENTERS, LLC			1	100%	1
Heritage of Red Cloud		1			1
SOUTHERN FAMILY HEALTH			1	100%	1
Piedmont Crossing		1			1
PIEDMONT MOUNTAINSIDE HOSPITAL LABORAT		1			1
Kroger 629 - The Little Clinic Cartersville, GA Hwy 41		1			1
HENRICO DOCTOR'S LABORATORY			1	100%	1
ADVENTHEALTH WOUND CARE CENTER			1	100%	1
NEMOURS CHILDREN'S			1	100%	1
OXLEY PARK HEALTH & REHAB		1			1
SPRINGFIELD HOSPITAL			1	100%	1
HARTFORD HEALTH CARE & REHABILITATION			1	100%	1
BAYLOR SCOTT & WHITE ALL SAINTS MEDICAL CENTER FT			1	100%	1
Glenburn Home		1			1
IVAN, MAYA			1	100%	1
BIODORON LABORATORIES			1	100%	1
MALUHIA		1			1
Trucare Living Centers - Columbus		1			1
ORMC-ARDEN/EOI			1	100%	1
MISSION REGIONAL MEDICAL CENTER			1	100%	1
VITAL CARE			1	100%	1
WINNIFRED ASSISTED LIVING FACILITY INC		1			1
Chesapeake Shores - Signature HealthCare LLC		1			1
MID FLORIDA DERMATOLOGY ASSOCIATES PA			1	100%	1
ATLANTIS VISION CENTER			1	100%	1
Court House Center		1			1
CAROMONT HEALTH			1	100%	1
Elderwood at Williamsville		1			1
PEDIATRIC PARTNERS ZEPHYRHILLS			1	100%	1
CMC MERCY LABORATORY			1	100%	1

COVID-19: testing by laboratory

Data through Apr 22, 2021 verified as of Apr 23, 2021 at 09:25 AM

Data in this report are provisional and subject to change.

The numbers in the table below represent the number of Florida and non-Florida residents for whom test results were received by the Department of Health. A person can be tested by more than one laboratory and can have both positive and negative results. **Therefore, the sum of the numbers in each column will be larger than the total number of people tested.**

Reporting lab	Inconclusive	Negative	Positive	Percent positive	Total
Brio of Johnston		1			1
TEXAS HEALTH HARRIS METHODIST HOSPITAL			1	100%	1
Hinesville VA Clinic		1			1
PASTEUR MEDICAL CENTER LLC		1			1
PULSE MEDICAL DOCTOTS LLC			1	100%	1
PROGRESSIVE URGENT CARE, PC			1	100%	1
LIFE CARE CENTER OF CLEVELAND		1			1
GALVESTON COUNTY HEALTH DISTRICT			1	100%	1
AUGUSTA UNIVERISTY MEDICAL CENTER			1	100%	1
NEMOURS CHILDREN HOSPITAL			1	100%	1
DONALSONVILLE HOSPITAL			1	100%	1
LIFE CARE CENTER OF GWINNETT		1			1
INFINITY HOME CARE OF PORT CHARLOTTE, LLC			1	100%	1
TARRYTOWN PHARMACY			1	100%	1
ST CATHERINE HOSPITAL LABORATORY			1	100%	1
PROVIDENCE PORTLAND MEDICAL CENTER		1			1
DOCTOR TODAY URGENT CARE			1	100%	1
SOUTH DADE NURSING & REHABILITATION CENTER			1	100%	1
Kroger 779 - The Little Clinic Georgetown		1			1
WALK IN FAMILY MEDICINE CENTER			1	100%	1
OUCH URGENT CARE			1	100%	1
WELLSTAR SPALDING REGIONAL MEDICAL CENTER		1			1
San Antonio Residence and Rehabilitation Center		1			1
SAINT JOSEPHS HOSPITAL OF ATLANTA			1	100%	1
ADVENTHEALTH MEDICAL GROUP UROLOGY AT EAST ORLANDO		1			1
STAT EMERGENCY CENTER			1	100%	1
SPECTRUM LUDINGTON			1	100%	1
HEALTH & WELLNESS PROFESSIONALS INC			1	100%	1
PROGRESSIVE MEDICAL RESEARCH			1	100%	1
ST. PETERSBURG PEDIATRICS-SEMINOLE			1	100%	1
SOUTHWEST FLORIDA DIVISION LAB			1	100%	1
PROGRESSIVE MEDICAL LAB LLC			1	100%	1
Consulate Health Care of Tallahassee			1	100%	1
MEMORIAL URGENT CARE CENTER -			1	100%	1
SHANNON CLARK OD, PA			1	100%	1
APPLECARE URGENT CARE KINGSLAND			1	100%	1
AVON PARK CLUSTER		1			1
SUPERKIDS PEDIATRICS			1	100%	1
OKLAHOMA BLOOD INSTITUTE			1	100%	1
CVS LA1116POCT BATON ROUGE		1			1
MEMORIAL HOSPITAL AT GULFPORT			1	100%	1
ST PETERSBURG GENERAL HOSPITAL LABORATORY			1	100%	1
GENESIS MICROBIOLOGY LAB		1			1
Jenkins Living Center		1			1
OPTI MED PHARMACY		1			1
PUTNAM CO HOSPITAL-D/B/A ASBURY TOWERS		1			1
MULTICARE PHYSICIANS			1	100%	1

COVID-19: testing by laboratory

Data through Apr 22, 2021 verified as of Apr 23, 2021 at 09:25 AM

Data in this report are provisional and subject to change.

The numbers in the table below represent the number of Florida and non-Florida residents for whom test results were received by the Department of Health. A person can be tested by more than one laboratory and can have both positive and negative results. **Therefore, the sum of the numbers in each column will be larger than the total number of people tested.**

Reporting lab	Inconclusive	Negative	Positive	Percent positive	Total
MEA PRIMARY CARE PLUS BYRAM			1	100%	1
BAPTIST MEDICAL PLAZA AT WESTCHESTER			1	100%	1
MEDEXPRESS URGENT CARE - BENTONVILLE		1			1
ADVENTHEALTH SENIOR CARE AT ORMOND			1	100%	1
MEDIPLUS CLINIC, INC			1	100%	1
PALM SPRINGS GENERAL HOSPITAL			1	100%	1
PAUL C SCHWARTZ & MELVIN L WEIDMAN		1			1
ATMORE COMMUNITY HOSPITAL			1	100%	1
LEE MEMORIAL HEALTH SYSTEMS HOME HEALTH		1			1
MEDEXPRESS URGENT CARE-BRENTWOOD		1			1
SPACE COAST COMMUNITY PHARMACY			1	100%	1
SARASOTA MEMORIAL HEALTHCARE			1	100%	1
Jewish Home of Rochester		1			1
FLORIDA DIGESTIVE AND LIVER SPECIALISTS			1	100%	1
Lenbrook		1			1
ST FRANCIS MEDICAL CENTER			1	100%	1
HOLMES FAMILY PRACTICE PA			1	100%	1
OPCO LLC LEGACY NURSING AND REHABILITA		1			1
VA Texas Valley Coastal Bend Harlingen HCC		1			1
FORT MYERS DIALYSIS		1			1
FAU MEMORY & WELLNESS CENTER			1	100%	1
Bay View Nursing and Rehabilitation Center			1	100%	1
CAPE CORAL HOSPITAL NURSING			1	100%	1
Arlington Care Center			1	100%	1
AVERA SACRED HEART HOSPITAL			1	100%	1
KETTERING MEDICAL CENTER			1	100%	1
THE NEW JEWISH HOME		1			1
CONSULATE HEALTH CARE OF VERO BEACH			1	100%	1
Kroger 532 - The Little Clinic Murfreesboro		1			1
Kroger 524 - The Little Clinic Iron Bridge Road		1			1
FRITZINGERTOWN SENIOR LIVING		1			1
NORTH BREVARD CHILDRENS MEDICAL CENTER			1	100%	1
CARDIOLOGY AND FITNESS MEDICINE		1			1
LabCorp L#09258295 M#09258285			1	100%	1
MAYO MEDICAL LABORATORIES			1	100%	1
BROOKDALE FORT WALTON BEACH			1	100%	1
OMNICARE PHARMACY OF TEXAS 1, LP		1			1
GRANITE FALLS LTC, LLC		1			1
LAKEWOOD RANCH URGENT CARE PA			1	100%	1
IMMY LABS			1	100%	1
TMH PHYSICIAN PARTNERS QUINCY			1	100%	1
WESTCHESTER MEDICAL CENTER ADVANCED		1			1
AMBULATORY CARE CLINIC, LLC			1	100%	1
MISSISSIPPI VALLEY REGIONAL BLOOD CENTER			1	100%	1
RIO GRANDE REGIONAL HOSPITAL FAMILY PRACTICE CLINC			1	100%	1
NEMOURS CHILDREN'S PRIMARY CARE			1	100%	1
TFH HOME HEALTH INC			1	100%	1

COVID-19: testing by laboratory

Data through Apr 22, 2021 verified as of Apr 23, 2021 at 09:25 AM

Data in this report are provisional and subject to change.

The numbers in the table below represent the number of Florida and non-Florida residents for whom test results were received by the Department of Health. A person can be tested by more than one laboratory and can have both positive and negative results. **Therefore, the sum of the numbers in each column will be larger than the total number of people tested.**

Reporting lab	Inconclusive	Negative	Positive	Percent positive	Total
PACIFICA CARE PLLC			1	100%	1
SOPHIA MEDICAL ASSOCIATES, PC			1	100%	1
LOUISIANA STATE LAB			1	100%	1
MORSELIFE HOME CARE INC			1	100%	1
WESTON COUNTY HEALTH SERVICES			1	100%	1
MRMC LAB MICRO			1	100%	1
HALE KUPUNA HERITAGE HOME		1			1
AMALIA'S COMMUNITY CLINIC, CORP			1	100%	1
Kroger 698 - The Little Clinic 14th Street/Bell		1			1
PATIENT FIRST - GARRISONVILLE			1	100%	1
Mayaguez Outpatient Clinic		1			1
DORNOCH PLACE DEL PRADO		1			1
WALGREENS #01456		1			1
CATERPILLAR INC - MIAMI DISTRIBUTION CENTER			1	100%	1
Kroger 086 - The Little Clinic Broomfield-Sheridan		1			1
MINUTECLINIC DIAGNOSTIC OF NH, LLC (CL		1			1
HEALTH CLINIC,THE		1			1
SILVERMAN			1	100%	1
MEDEXPRESS URGENT CARE - LEOMINSTER		1			1
PATHOLOGY ASSOCIATES			1	100%	1
SAINT JOSEPH'S HOSPITAL AND MEDICAL CENTER		1			1
BATESVILLE - SHERWOOD URGENT CARE			1	100%	1
PALMETTO CHARTER SCHOOL☐		1			1
Woodstock Nursing and Rehabilitation Center		1			1
HEALTH GUAGE			1	100%	1
BRISTOL REGINAL MEDICAL CENTER			1	100%	1
Raleigh Center (WV)			1	100%	1
PREMIUM HOME HEALTH CARE INC			1	100%	1
US LABORATORIES			1	100%	1
Community Care Center of Heritage House, LLC			1	100%	1
Piqua Manor		1			1
COMMUNITY			1	100%	1
Rehab Select of Talladega		1			1
WALGREENS #15369		1			1
SOUTHWEST REGIONAL PCR LABORATORY			1	100%	1
ABRAZO WEST CAMPUS			1	100%	1
KEY WEST BRANCH MEDICAL CLINIC			1	100%	1
AMBRY GENETICS CORP	1				1
NEW RIVER HEALTH DISTRICT			1	100%	1
CVS TN6394POCT BRENTWOOD		1			1
Seal Rock Healthcare		1			1
Heritage Inn Health and Rehabilitation		1			1
Orange City Nursing and Rehab Center			1	100%	1
CONTINENTAL HOME HEALTH CARE INC			1	100%	1
Kroger - KR001100688			1	100%	1
LIBERTY URGENT CARE			1	100%	1
Juniper Village at Bucks County		1			1

COVID-19: testing by laboratory

Data through Apr 22, 2021 verified as of Apr 23, 2021 at 09:25 AM

Data in this report are provisional and subject to change.

The numbers in the table below represent the number of Florida and non-Florida residents for whom test results were received by the Department of Health. A person can be tested by more than one laboratory and can have both positive and negative results. **Therefore, the sum of the numbers in each column will be larger than the total number of people tested.**

Reporting lab	Inconclusive	Negative	Positive	Percent positive	Total
MEDCARE QUALITY MEDICAL CENTER LLC			1	100%	1
GSM OCED Subsection			1	100%	1
SILVER SPRINGS SHORES DIALYSIS			1	100%	1
LAKE VIEW COURT		1			1
BARTLE'S PHARMACY INC			1	100%	1
WINDMOOR HEALTHCARE			1	100%	1
LABORATORY COPRORATION OF AMERICA			1	100%	1
SONORAN DESERT PATHOLOGY			1	100%	1
Casa Real Center		1			1
SEASONS HOSPICE AND PALLIATIVE CARE OF			1	100%	1
USA Healthcare LTC, LLC - Folsom Center for Rehabilitation & Healthca		1			1
PARKVIEW MANOR NURSING HOME		1			1
CVS CA9751POCT AGOURA		1			1
REHABILITATION CENTER OF SOUTH GEORGIA		1			1
BRIDGEWAY CENTER INC			1	100%	1
DEERFIELD BEACH REHABILITATION AND NURSING			1	100%	1
Wedgewood Manor		1			1
ANSWERS RESOURCE FACILITY		1			1
GOOD SAMARITAN SOCIETY - DE SMET		1			1
NEW YORK STATE DEPARTMENT OF HEALTH			1	100%	1
PATHLAB SERVICES			1	100%	1
CLEVELAND CLINIC FLORIDA WAIVED			1	100%	1
ROSE MEDICAL CENTER LAB			1	100%	1
PANCARE HEALTH - NORTHSIDE ELEMENTARY			1	100%	1
VA Central California HCS		1			1
NORWALK HOSPITAL			1	100%	1
Lopatcong Center		1			1
SELECT SPECIALTY HOSPITAL - ORLANDO SOUTH			1	100%	1
Sarah A. Todd Memorial Home		1			1
QC LABORATORY			1	100%	1
SUNRISE/QUAY COUNTY HEALTH CLINIC		1			1
MEDONE URGENT CARE			1	100%	1
ALL PEDIATRIC CARE PA			1	100%	1
KEY BISCAYNE PEDIATRIC ASSOCIATES INC			1	100%	1
LACKAWANNA HEALTH AND REHAB CENTER		1			1
WEST BOYNTON DIALYSIS			1	100%	1
Freedom Pointe at The Villages			1	100%	1
INTERIM HEALTHCARE OF PALM COAST			1	100%	1
CYPRESS CREEK DIALYSIS CTR			1	100%	1
MED-LAKE LABORATORY			1	100%	1
NAVICENT HEALTH OCONEE, LLC		1			1
TUNIS STREET GROUP HOME		1			1
TENNOVA ER - SANGO			1	100%	1
Pinnacle Health and Rehab at South Portland		1			1
WALGREENS # 12338		1			1
BREVARD COUNTY JAIL			1	100%	1
ANDERSON NURSING CENTER			1	100%	1

COVID-19: testing by laboratory

Data through Apr 22, 2021 verified as of Apr 23, 2021 at 09:25 AM

Data in this report are provisional and subject to change.

The numbers in the table below represent the number of Florida and non-Florida residents for whom test results were received by the Department of Health. A person can be tested by more than one laboratory and can have both positive and negative results. **Therefore, the sum of the numbers in each column will be larger than the total number of people tested.**

Reporting lab	Inconclusive	Negative	Positive	Percent positive	Total
Cerentry Senior Care-White Bear Lake		1			1
VERIFY LABS			1	100%	1
PINELLAS POINT NURSING AND REHAB CENTER			1	100%	1
ACCESS HEALTH CARE PHYSICIANS, LLC		1			1
Traymore Nursing Center		1			1
Accordius Health at Harrisonburg		1			1
MAINE HEALTH AND ENVIRONMENTAL TESTING LABORATORY			1	100%	1
Chateau Living Center			1	100%	1
DORAL KIDNEY CENTER			1	100%	1
ARISTACARE AT MANCHESTER		1			1
MEMORIAL HEALTH UNIVERSITY MEDICAL		1			1
WASHINGTON SOLDIERS HOME AND COLONY		1			1
LANCASHIRE HALL NURSING AND REHABILITATION CENTER		1			1
PEDIATRIC ASSOCIATES OF JULINGTON CREEK			1	100%	1
BAYSTATE REFERENCE LABORATORY			1	100%	1
MIAMI JEWISH DIALYSIS			1	100%	1
CHILDRENS AT NORTH POINT URGENT CARE L		1			1
EXPRESS LAB LIVINGSTON			1	100%	1
CONVENIENT MD			1	100%	1
FRESENIUS KIDNEY CARE OF CLERMONT WEST			1	100%	1
BAPTIST HEALTH MEDICAL PLAZA			1	100%	1
HEARTLAND NURSING & REHABILITATION		1			1
THE TOLEDO HOSPITAL			1	100%	1
EMERGENCY CARE SERVICES LAB AT JFK MEDICAL CENTER			1	100%	1
MYCLINIC, INC			1	100%	1
CHATEAU MADELEINE - SENIOR LIVING & MEMORY CARE			1	100%	1
SUNSHINE FAMILY & WELLNESS CENTER			1	100%	1
CVS TN5694POCT SODDY DAISY		1			1
SPECTRUM LABORATORY			1	100%	1
NULEASE MEDICAL SOLUTIONS			1	100%	1
GENESIS HOME HEALTH CARE SERVICES OF			1	100%	1
PALACE CARE AND REHAB		1			1
BMRHC HARRISON		1			1
QUALITY LAB			1	100%	1
SACRED HEART HOSPITAL			1	100%	1
THE CHRIST HOSPITAL			1	100%	1
SAINT BARNABAS MEDICAL CENTER		1			1
Kroger 539 - The Little Clinic Memorial Blvd.		1			1
ADVANCED MEDICAL LABORATORIES (AML)			1	100%	1
BLOOD SYSTEMS LABORATORIES			1	100%	1
CLINICAL LABORATORY DEPARTMENT			1	100%	1
ANDREWS			1	100%	1
POUDRE VALLEY HOSPITAL			1	100%	1
MEDEXPRESS URGENT CARE-HAVERHILL		1			1
Central Alabama Veterans HCS - East Campus		1			1
HIGHLAND LABORATORY			1	100%	1
DEPT OF VA MEDICAL CENTER - MIAMI			1	100%	1

COVID-19: testing by laboratory

Data through Apr 22, 2021 verified as of Apr 23, 2021 at 09:25 AM

Data in this report are provisional and subject to change.

The numbers in the table below represent the number of Florida and non-Florida residents for whom test results were received by the Department of Health. A person can be tested by more than one laboratory and can have both positive and negative results. **Therefore, the sum of the numbers in each column will be larger than the total number of people tested.**

Reporting lab	Inconclusive	Negative	Positive	Percent positive	Total
HEALTHCARE ASSOCIATES OF IRVING, LLP			1	100%	1
MAIN STREET PHARMACY OF MARCELLUS, INC		1			1
GOOD SAMARITAN SOCIETY-FOREST CITY		1			1
GENESIS MEDICAL CENTER OF CORAL SPRINGS INC			1	100%	1
PALOMAR MEDICAL CENTER			1	100%	1
CHRISTIANA HOSPITAL		1			1
DAYTONA BEACH CENTRA CARE			1	100%	1
CVS MO8595POCT RAYMORE		1			1
PATIENT FIRST - CHERRY HILL		1			1
DOCTORS HOSPITAL OF LAREDO			1	100%	1
Bivins Pointe			1	100%	1
SOUTH TEXAS HEALTH SYSTEM ER - WARE ROAD			1	100%	1
BRADENTON CONVENTION CENTER			1	100%	1
PRINCIPLE DIAGNOSTICS LLC			1	100%	1
EMERY MEDICAL CENTER			1	100%	1
VISTA DEL SOL MED ASSOC		1			1
CHAMBREL AT PINECASTLE			1	100%	1
SEABROOK EMS			1	100%	1
ENT AND ALLERGY ASSOCIATES, LLP		1			1
SAINT PETE MRI			1	100%	1
IVY CREEK HEALTHCARE & WELLNESS CENTRE			1	100%	1
WILSON FAMILY MEDICINE LLC		1			1
GATEWAY COMMUNITY SERVICES INC			1	100%	1
QUEST INC			1	100%	1
GENVIEW DIAGNOSIS INC			1	100%	1
CENTRAL FLORIDA HEALTH CARE, INC			1	100%	1
Kroger 682 - The Little Clinic New Holland Market			1	100%	1
HAMPTON VAMC		1			1
Carrollton Manor Inc		1			1
OPTUM MEDICAL CLINIC IN ROCKRIMMON			1	100%	1
CVS KS8601POCT OVERLAND PARK			1	100%	1
LAKE LURE HEALTH CENTER			1	100%	1
GEORGE WASHINGTON UNIVERSITY HOSPITAL			1	100%	1
WILMINGTON NURSING AND REHAB			1	100%	1
CHATSWORTH ASSISTED LIVING COMMUNITY AT PGA NATIONAL			1	100%	1
IDAHO HEALTH DEPARTMENT			1	100%	1
ORMOND PEDIATRICS PA			1	100%	1
KIDS CARE PEDIATRICS			1	100%	1
SALEM HOSPITAL REGIONAL LABORATORY		1			1
APOLLO ADVANCED HOME HEALTH CORP			1	100%	1
Isle Health and Rehabilitation Center			1	100%	1
AFFILIATED LABORATORIES INC			1	100%	1
LEELANAU OPCO, LLC		1			1
CLINTON DRUG STORE		1			1
MORGAN MEDICAL CENTER		1			1
WESTOX LABS		1			1
BAPTIST HOSPITAL FAMILY MEDICINE TIGER POINT			1	100%	1

COVID-19: testing by laboratory

Data through Apr 22, 2021 verified as of Apr 23, 2021 at 09:25 AM

Data in this report are provisional and subject to change.

The numbers in the table below represent the number of Florida and non-Florida residents for whom test results were received by the Department of Health. A person can be tested by more than one laboratory and can have both positive and negative results. **Therefore, the sum of the numbers in each column will be larger than the total number of people tested.**

Reporting lab	Inconclusive	Negative	Positive	Percent positive	Total
FORT LOUDOUN PRIMARY CARE		1			1
HANCOCK REGIONAL HOSPITAL		1			1
WESTMINSTER COLLEGE		1			1
NEW MILFORD HOSPITAL			1	100%	1
VIVEX/UMTB BIOMEDICAL			1	100%	1
FRESENIUS SOUTH FORT MYERS		1			1
SPRINGBROOK HOSPITAL			1	100%	1
BAPTIST MINOR MEDICAL CENTER			1	100%	1
INTERNAL MEDICINE EMILIA MURRAY MD PA		1			1
Accordius Health at Gastonia			1	100%	1
Crisp Regional Nursing and Rehab Center		1			1
EVANS FAMILY CARE PA			1	100%	1
PHYSICIANS PRIMARY CARE LEHIGH PEDS			1	100%	1
HARDVARD VANGUARD MEDICAL ASSOCIATES - NEEDHAM			1	100%	1
XSTREMEMD			1	100%	1
EXCEPTIONAL EMERGENCY CENTER			1	100%	1
LOUNDY		1			1
BRIDGEWATER PARK ASSISTED LIVING LLC			1	100%	1
Arlington Health and Rehabilitation		1			1
MERITUS MEDICAL CENTER			1	100%	1
URGENT DOC -NACOGODOCHES CLINIC			1	100%	1
SUN LABORATORY SERVICES,INC			1	100%	1
GWINNETT MEDICAL CENTER			1	100%	1
MBMG OF WINTER HAVEN			1	100%	1
FAMILY PRACTICE OF CENTRAL FLORIDA PA			1	100%	1
CVS AZ4795POCT MESA		1			1
CORDOVA FAMILY PRACTICE			1	100%	1
WALGREENS #5130			1	100%	1
HIGH DESERT COURT GROUP HOME			1	100%	1
ADVANCE HEALTH AND WELLNESS SOLUTIONS			1	100%	1
THE INTERNAL MEDICAL GROUP		1			1
WELLMED AT LINEBAUGH AVE			1	100%	1
SUMMERFORD NURSING HOME, INC.		1			1
Kroger 527 - The Little Clinic Hwy 70 S.		1			1
WESTMORELAND REGIONAL HOSPITAL			1	100%	1
TANNER MEDICAL CENTER VILLA RICA		1			1
CVS AZ3264POCT PHOENIX			1	100%	1
Washington County Nursing H0me			1	100%	1
LAB. CORP. OF AMERICA			1	100%	1
ST JOSEPHS CHILDRENS HOSPITAL PEDI TRANSPORT			1	100%	1
LIFE CARE CENTER OF HILTON HEAD		1			1
ECHCS - Jewell Clinic		1			1
Diversicare of Eupora		1			1
PANCARE HEALTH - BRUCE			1	100%	1
CHC			1	100%	1
MARYWOOD HEIGHTS		1			1
JAMES A HENRY MD LLC			1	100%	1

COVID-19: testing by laboratory

Data through Apr 22, 2021 verified as of Apr 23, 2021 at 09:25 AM

Data in this report are provisional and subject to change.

The numbers in the table below represent the number of Florida and non-Florida residents for whom test results were received by the Department of Health. A person can be tested by more than one laboratory and can have both positive and negative results. **Therefore, the sum of the numbers in each column will be larger than the total number of people tested.**

Reporting lab	Inconclusive	Negative	Positive	Percent positive	Total
CHI ST VINCENT LITTLE ROCK DIAGNOSTIC CLINIC			1	100%	1
SOUTH COUNTY MEDICAL CENTER			1	100%	1
SOUTHEASTERN PATHOLOGY ASSOCIATES			1	100%	1
DAVIS, CASEY		1			1
Chateau Girardeau			1	100%	1
SEATTLE-KING COUNTY			1	100%	1
MEDPOST URGENT CARE - CIBOLO			1	100%	1
Big River Nursing and Rehab		1			1
Urgent Care 24/7 Orlando LLC			1	100%	1
OPTIMAL MEDICINE INC		1			1
MEMORIAL HOSPITAL LOS BANOS			1	100%	1
MEDEXPRESS URGENT CARE -HOWELL US HWY		1			1
WHEATON FRANCISCAN LABORATORY			1	100%	1
CARRINGTON, LLC D/B/A THE CARRINGTON		1			1
MISSOURI DEPARTMENT OF HEALTH AND SENIOR SERVICES - STATE PH LAB		1			1
FIT4LIFE MEDICAL CENTER			1	100%	1
Altenheim Senior Living		1			1
ERIE COUNTY EMERGENCY SERVICES DIV OF		1			1
UNIVERSITY OF FLORIDA			1	100%	1
CAN COMMUNITY HEALTH NORTH MIAMI, FL		1			1
FAIRHAVEN		1			1
WALMART PHARMACY 10-4554		1			1
WELLLNOW URGENT CARE-OSWEGO			1	100%	1
Kroger 356 - The Little Clinic Middletown		1			1
HEALTH PARTNERS LLC		1			1
DEPARTMENT OF HEALTH SERVICES			1	100%	1
ULTIMATE ANALYSIS LABORATORY			1	100%	1
LEE MEMORIAL HOSPITAL OUTPATIENT SURGERY CENTER			1	100%	1
SOUTHEASTERN INTEGRATED MEDICAL PL			1	100%	1
LINCOLN COUNTY MEDICAL CENTER		1			1
HSRE-ASL CASSELBERRY TRS, LLC			1	100%	1
ADVENTHEALTH HOME CARE WATERMAN			1	100%	1
Mountain City Care and Rehabilitation Center		1			1
Encompass Health Rehab Hosp Harmarville		1			1
FAIRVIEW SOUTHDALE			1	100%	1
UNIVERSITY OF NORTH CAROLINA HOSPITALS			1	100%	1
INTERNAL MEDICINE ASSOCIATES		1			1
BAYLOR SCOTT & WHITE MEDICAL SURGICAL CLINIC			1	100%	1
PHYSICIANS URGENT CARE			1	100%	1
APPLECARE URGENT CARE JESUP			1	100%	1
INTERIM HEALTHCARE			1	100%	1
HARRIS URGENT CARE CENTER			1	100%	1
Medilodge of Kalamazoo		1			1
Davie Nursing & Rehabilitation Center		1			1
RIVERSIDE REGIONAL MED CENTER			1	100%	1
OASIS FAMILY RESORT IN THE SPRINGS LLC		1			1
CLERMONT PEDIATRICS, PA			1	100%	1

COVID-19: testing by laboratory

Data through Apr 22, 2021 verified as of Apr 23, 2021 at 09:25 AM

Data in this report are provisional and subject to change.

The numbers in the table below represent the number of Florida and non-Florida residents for whom test results were received by the Department of Health. A person can be tested by more than one laboratory and can have both positive and negative results. **Therefore, the sum of the numbers in each column will be larger than the total number of people tested.**

Reporting lab	Inconclusive	Negative	Positive	Percent positive	Total
INNOVATIVE HEALTH DIAGNOSTIC OF CALIFORNIA			1	100%	1
PHOENIX PROGRAMS OF FLORIDA INC		1			1
KIOSK MEDICINE KENTUCKY LLC		1			1
CARE ADVANTAGE			1	100%	1
Vista Park			1	100%	1
FLAGLER CARE CENTER			1	100%	1
CVS IL2297652CV CHICAGO		1			1
Bridgeway Care and Rehabilitation Center		1			1
RIVERTON CBOC			1	100%	1
THOMAS HOSPITAL			1	100%	1
MEDEXPRESS URGENT CARE - MT EPHRAIM		1			1
NOORANI MEDICAL CENTER LLC			1	100%	1
Parkside Manor		1			1
APPLECARE URGENT CARE			1	100%	1
PHYSICIAN ASSOCIATES, LLC			1	100%	1
Towne Manor East		1			1
CYPRESS CREEK OUTPATIENT SURGICAL CTR, LLC			1	100%	1
American Fork Care Center dba Heritage Care Center		1			1
WALGREENS #4086		1			1
Bayou Vista Community Care Center			1	100%	1
MYLAN-SOUTH POINT PA		1			1
WALGREENS #07589		1			1
JPS HEALTH CENTER AT TRUE WORTH PLACE			1	100%	1
D'YOUVILLE SCHOOL OF PHARMACY		1			1
Good Shepherd Fairview Home, Inc.		1			1
YUMA REGIONAL MEDICAL CENTER			1	100%	1
BOND COUNTY HEALTH DEPARTMENT			1	100%	1
POETS WALK SARASOTA			1	100%	1
NEVADA DEPARTMENT OF HEALTH AND HUMAN SERVICES			1	100%	1
GULF COAST VILLAGE HOME HEALTH INC			1	100%	1
CVS MA634POCT KINGSTON			1	100%	1
Wildwood Healthcare		1			1
Shoreline Care Center			1	100%	1
CVS IL2297651CV JOLIET		1			1
SACRED HEART HEALTH SYSTEM- MIDWIFE PROGRAM			1	100%	1
Excel Care Center			1	100%	1
Franciscan Convalescent Hospital		1			1
SJMC PHYSICIAN SERVICES			1	100%	1
Hillside Rehab and Care Center			1	100%	1
LONESTAR 24HRER MANAGEMENT LLC DBA LONESTAR 24HRER			1	100%	1
COLOMBO'S PHARMACY		1			1
JEFFREY A HIRSCHFIELD, MD PA			1	100%	1
TAMPA HEALTH CARE PROVIDERS PA		1			1
MERCY HOME		1			1
WMC HEALTH GROUP INC			1	100%	1
Strasburg Care Center		1			1
Manor Care of Dallastown d/b/a ManorCare Health Services - Dallastown		1			1

COVID-19: testing by laboratory

Data through Apr 22, 2021 verified as of Apr 23, 2021 at 09:25 AM

Data in this report are provisional and subject to change.

The numbers in the table below represent the number of Florida and non-Florida residents for whom test results were received by the Department of Health. A person can be tested by more than one laboratory and can have both positive and negative results. **Therefore, the sum of the numbers in each column will be larger than the total number of people tested.**

Reporting lab	Inconclusive	Negative	Positive	Percent positive	Total
DIMITT REGIONAL HOSPITAL			1	100%	1
OAKWOOD HOSPITAL - DEARBORN LAB			1	100%	1
NHC Chattanooga			1	100%	1
REGIONAL MEDICAL CENTER			1	100%	1
FREEPORT ER DOX URGENT CARE		1			1
CARESPOT EXPRESS HEALTHCARE BOYNTON BEACH			1	100%	1
SOMA MEDICAL CENTER PA #4			1	100%	1
WALGREENS #05432		1			1
Waycross VA CBOC		1			1
Walgreens #3661		1			1
SUN CITY DIAGNOSTIC CENTER			1	100%	1
AUSTIN URGENT CARE			1	100%	1
EAGLE COUNTY HEALTH AND HUMAN SERVICES			1	100%	1
WELLINGTON WEST 100176			1	100%	1
Kroger 569 - The Little Clinic Gallatin		1			1
SSC NASHVILLE OPERATING CO LLC D/B/A		1			1
NAVAL BRANCH HEALTH CLINIC			1	100%	1
ATHENS MEDICAL CENTER			1	100%	1
ALL PRO ORTHOPEDICS & SPORTS MEDICINE, PA			1	100%	1
HOSPITAL SISTERS HEALTH SYSTEM (HSHS)			1	100%	1
NIHCC			1	100%	1
WEST FLORIDA MEDICAL ASSOCIATES			1	100%	1
DEVITA		1			1
BOCA MEDICAL CARE			1	100%	1
Walgreens #3049		1			1
Crowne Health Care of Eufaula		1			1
PHOEBE HOME INC		1			1
CARENOW MURFREESBORO MEDICAL CENTER PK		1			1
Oakview Manor Health and Rehab		1			1
Ashland Place Health and Rehabilitation, LLC		1			1
ARLINGTON ADULT RESIDENTIAL FACILITY, INC			1	100%	1
MEMORIAL HERMANN SOUTHWEST HOSPITAL			1	100%	1
SARHA DOCTORS CENTER			1	100%	1
STERLING HOUSE OF PORT ORANGE		1			1
SEGAL INSTITUTE FOR CLINICAL RESEARCH INC			1	100%	1
CHILDREN'S MEMORIAL HOSPITAL			1	100%	1
ELLCOTT CENTER FOR REHABILITATION AND		1			1
PINEVILLE PHARMACY			1	100%	1
EXPRESS CARE OF OCALA			1	100%	1
Kroger - KRO03400316			1	100%	1
Encompass Health Rehab Hosp Tinton Falls		1			1
NEXTCARE NIFONG			1	100%	1
Eagle Point Health Care Center		1			1
PSL JAX BEACH OPERATIONS LLC			1	100%	1
LEXINGTON HOSPITAL CORPORATION			1	100%	1
CLINIC OF PLANT CITY, THE		1			1
DSL TENANT II LLC			1	100%	1

COVID-19: testing by laboratory

Data through Apr 22, 2021 verified as of Apr 23, 2021 at 09:25 AM

Data in this report are provisional and subject to change.

The numbers in the table below represent the number of Florida and non-Florida residents for whom test results were received by the Department of Health. A person can be tested by more than one laboratory and can have both positive and negative results. **Therefore, the sum of the numbers in each column will be larger than the total number of people tested.**

Reporting lab	Inconclusive	Negative	Positive	Percent positive	Total
CONSOLIDATED			1	100%	1
NORTHSIDE HOSPITAL GWINNETT		1			1
CONWAY - SHERWOOD URGENT CARE			1	100%	1
St. Catherine's manor of Findlay		1			1
ESOTERIC LAB			1	100%	1
MEDICAL UNIVERSITY OF SOUTH CAROLINA			1	100%	1
MEDICAL EXAMINERS OFFICE, LEESBURG			1	100%	1
COLLINS NURSING HOME		1			1
FIRSTCARE MEDICAL CENTER			1	100%	1
URGENT 202 COX CREEK PKWY		1			1
WINTER PARK MEMORIAL HOSPITAL LABORATORY		1			1
Maple Lane Nursing Home		1			1
SYNAPSE ANALYTICAL LABS		1			1
RAAZI CLINICAL LABORATORY LLC			1	100%	1
Imperial Healthcare Centre			1	100%	1
EXACCARE KINGSTON, LLC			1	100%	1
NEW YORK PRESBYTERIAN HOSPITAL			1	100%	1
RIVERSIDE PEDIATRIC GROUP, INC		1			1
LIFESTREAM BEHAVIORAL CENTER INC			1	100%	1
SCHUYLER HOSPITAL		1			1
BOCA RATON REGIONAL HOSPITAL		1			1
SHAW MEDICAL GROUP LLC			1	100%	1
Diversicare of Ripley		1			1
BROWARD MEDICAL LAB			1	100%	1
BAPTIST HEALTH ASI			1	100%	1
SHAH			1	100%	1
Kroger 588 - The Little Clinic Thompsons Station		1			1
ORDRS, INC.			1	100%	1
Chatsworth Health Care		1			1
LEHIGH REGIONAL WOUND CENTER			1	100%	1
PARTNERS IN PRIMARY CARE		1			1
SENCARE MANAGEMENT		1			1
OPTUM OF HIALEAH		1			1
CARING PROFESSIONAL HEALTH CARE LLC		1			1
ST FRANCIS COLLEGE WELLNESS CENTER		1			1
NEXT LEVEL URGENT CARE (WOODLANDS)			1	100%	1
COLLIER BLVD HMA PHYSICIANS MANAGEMENT LLC			1	100%	1
DR. K PEDIATRICS			1	100%	1
INLET CONCIERGE MEDICINE			1	100%	1
AMD			1	100%	1
Vibrallife of El Paso Rehabilitation Center			1	100%	1
NLAC SUMMERBIO			1	100%	1
STANDIFER PLACE		1			1
OCALA RKC EAST HEMO #1			1	100%	1
EVERLYWELL DIAGNOSTICS			1	100%	1
Brown Memorial Home		1			1
Crowne Place Assisted Living		1			1

COVID-19: testing by laboratory

Data through Apr 22, 2021 verified as of Apr 23, 2021 at 09:25 AM

Data in this report are provisional and subject to change.

The numbers in the table below represent the number of Florida and non-Florida residents for whom test results were received by the Department of Health. A person can be tested by more than one laboratory and can have both positive and negative results. **Therefore, the sum of the numbers in each column will be larger than the total number of people tested.**

Reporting lab	Inconclusive	Negative	Positive	Percent positive	Total
NEW SMYRNA BEACH AMBULATORY CARE CTR			1	100%	1
WAYCROSS INTRTNAL MEDICINE			1	100%	1
AIRPORT MEDICAL SOLUTIONS ORLANDO			1	100%	1
MISSION HOSPITAL			1	100%	1
ELLIS HOSPITAL URGENT CARE CENTER LAB		1			1
Kroger 350 - The Little Clinic New Cut Road		1			1
MEDICAL CENTER			1	100%	1
DOCTORS CHOICE HOME CARE INC			1	100%	1
FLORIDA EPIDEMIOLOGY PROGRAM			1	100%	1
ARKANSAS PUBLIC HEALTH LABORATORY		1			1
MERITER LABORATORIES			1	100%	1
WESLEY CHAPEL INTERNAL MEDICINE AND PEDIATRICS PA			1	100%	1
NEW ERA HEALTH CENTER INC		1			1
MIAMI VASCULAR SURGERY			1	100%	1
ADVENTHEALTH IMAGING WINTERGARDEN		1			1
FINLAY MEDICAL RESEARCH CORP			1	100%	1
LEE HEALTH KIDS URGENT CARE		1			1
Greenhaven Health and Rehabilitation		1			1
NEMOURS CHILDREN'S PRIMARY CARE, ST CLOUD			1	100%	1
RIVERVIEW HOSPITAL D/B/A UNIVERSITY		1			1
Kroger 419 - The Little Clinic Farmington/Exeter		1			1
LAURELS OF NORWORTH		1			1
COMMUNITY MEDICAL CARE			1	100%	1
HOWELL BRANCH COURT			1	100%	1
LAKELAND MEDICAL CENTER			1	100%	1
NFRC CLINICAL LAB			1	100%	1
PARK AVENUE DERMATOLOGY NORTH			1	100%	1
JACKSBORO URGENT CARE			1	100%	1
BAXTER REGIONAL MEDICAL CENTER			1	100%	1
GREATER MIAMI DIALYSIS			1	100%	1
Medilodge of Mt. Pleasant		1			1
CASS LAKE PHS INDIAN HOSPITAL		1			1
YOUR HEALTH PEDIATRICS			1	100%	1
ALIMETRIX INC		1			1
TERRELL URGENT CARE			1	100%	1
ASHLEY PEDIATRICS DAY AND NIGHT CLINIC			1	100%	1
APEX HOME HEALTHCARE			1	100%	1
Alden Lincoln Park			1	100%	1
ANDERSON REGIONAL MEDICAL CENTER			1	100%	1
VA OPTOMETRY CLINIC			1	100%	1
FLORIDA FAMILY LABORATORY		1			1
CENTRAL FLORIDA HOSPITALIST			1	100%	1
NHC PLACE AT COOL SPRINGS		1			1
St Mary's d'Youville Pavilion		1			1
Mission Arch Center		1			1
Mayfair Village Nursing Care Center		1			1
MEDEXPRESS NORTHSIDE			1	100%	1

COVID-19: testing by laboratory

Data through Apr 22, 2021 verified as of Apr 23, 2021 at 09:25 AM

Data in this report are provisional and subject to change.

The numbers in the table below represent the number of Florida and non-Florida residents for whom test results were received by the Department of Health. A person can be tested by more than one laboratory and can have both positive and negative results. **Therefore, the sum of the numbers in each column will be larger than the total number of people tested.**

Reporting lab	Inconclusive	Negative	Positive	Percent positive	Total
RUBY MEMORIAL HOSP. LAB			1	100%	1
DOCTORS CARE – GREER		1			1
ELDERWOOD AT WAVERLY		1			1
TRAVIS LEE THOMPSON MD			1	100%	1
SHRIVERS PHARMACY AND WELLNESS CENTER			1	100%	1
SENTARA AMBULATORY CARE CLINIC			1	100%	1
Sharon Care Center			1	100%	1
UT MD ANDERSON CANCER CENTER-TUMOR MARKER LAB			1	100%	1
PREMIER FAMILY AND SPORTS MEDICINE LLC			1	100%	1
LANTANA HC LAB			1	100%	1
RANDOLPH-MACON COLLEGE			1	100%	1
WATERBURY HOSPITAL REFERENCE LAB			1	100%	1
MEMORIAL HOSPITAL MIRAMAR WAIVED TESTING			1	100%	1
AUBURNDALE DOCTOR TODAY			1	100%	1
MORGAN STANELY HEALTH CENTER		1			1
EUROFINS PHOENIX			1	100%	1
Avista Nursing and Rehab			1	100%	1
ORAL & FACIAL SURGERY			1	100%	1
BOYKIN		1			1
LADY OF THE SEA HOSPITAL LAB			1	100%	1
LOGAN COUNTY HOSPITAL			1	100%	1
Walgreens #9620		1			1
FAST TEST NOW		1			1
MEMORIAL MEDICAL CENTER			1	100%	1
WALGREENS #12624		1			1
THE BRENNITY AT TRADITION			1	100%	1
Advanced Health Care of St. George		1			1
ADVENTHEALTH DURAND			1	100%	1
CARE CONNECTIONS AT HOME LLC			1	100%	1
VANAJA SUREDDI MD PA			1	100%	1
SC-GA2018 THE RIDGE REHABILITATION & H		1			1
WALGREEN#12147		1			1
MEDEX CLINIC LLC			1	100%	1
MED FIRST IMMEDIATE CARE AND FAMILY PRACTICE			1	100%	1
PEDIATRIC SPECIALTY CLINIC COLLIER			1	100%	1
BLOOMINGDALE MEDICAL ASSOC			1	100%	1
Brattleboro Crossings LLC dba Pine Heights at Brattleboro		1			1
MEDICAL CENTER OF TRINITY - MOB		1			1
CLERMONT HEALTH DEPARTMENT			1	100%	1
ICARE		1			1
BAPTIST HEALTH SURGERY CENTER			1	100%	1
WORKFORCE HEALTH DEPARTMENT			1	100%	1
SLIDELL MEMORIAL HOSPITAL			1	100%	1
OAKVIEW INC		1			1
IZ MEDICAL		1			1
FIVE STAR PREMIER RESIDENCES OF POMPANO BEACH			1	100%	1
CARENOW URGENT CARE – SPRING			1	100%	1

COVID-19: testing by laboratory

Data through Apr 22, 2021 verified as of Apr 23, 2021 at 09:25 AM

Data in this report are provisional and subject to change.

The numbers in the table below represent the number of Florida and non-Florida residents for whom test results were received by the Department of Health. A person can be tested by more than one laboratory and can have both positive and negative results. **Therefore, the sum of the numbers in each column will be larger than the total number of people tested.**

Reporting lab	Inconclusive	Negative	Positive	Percent positive	Total
PHOENIX MEDICAL CLINIC			1	100%	1
OHIOHEALTH URGENT CARE			1	100%	1
GENESIS HEALTH SYSTEM			1	100%	1
Kroger 541 - The Little Clinic Long Hollow Pike		1			1
LAURELS OF ATHENS, THE		1			1
Kroger 016 - The Little Clinic Centennial		1			1
CATHEDRAL GERONTOLOGY CENTER DBA CATHEDRAL CARES			1	100%	1
PINNACLE DIALYSIS		1			1
JACKSONVILLE HEALTH & REHAB		1			1
Rockcastle Health and Rehab		1			1
LOUIS STOKES CLEVELAND VA MEDICAL CENTER			1	100%	1
Lutheran Community at Telford		1			1
KID FIXERS		1			1
Autumn Care of Suffolk		1			1
LCMC LAB SUBSECTION		1			1
MARTIN HEALTH PHYSICIAN GROUP			1	100%	1
Kroger 753 - The Little Clinic Goss Avenue		1			1
Manor Care Health Care Services - Williamsport North		1			1
ISLANDS ASSISTED LIVING FACILITY,THE			1	100%	1
AUTUMN CARE OF STATESVILLE, LLC		1			1
SUTTER GOULD MEDICAL FOUNDATION			1	100%	1
MEDEXPRESS URGENT CARE, LEBANON		1			1
SANFORD LABORATORY BISMARCK			1	100%	1
GABRIELA GOLDSTEIN MD PA			1	100%	1
VETERANS AFFAIRS MEDICAL CENTER - EAST ORANGE			1	100%	1
NORTHWEST FLORIDA SPECIALTY PHYSICIANS LLC		1			1
TITAN GENOMICS, LLC			1	100%	1
PACE UNIVERSITY HEALTH CARE		1			1
Schoenbrunn Healthcare		1			1
GPI MEDICAL CENTER, INC			1	100%	1
KATHY L ANDERSON DO PA			1	100%	1
Hearthstone Nursing and Rehabilitation Center		1			1
PROVIDENCE ST PETER HOSPITAL		1			1
TIMPANOGOS REGIONAL HOSPITAL			1	100%	1
RIVERSIDE COUNTY PUBLIC HEALTH LABORATORY			1	100%	1
Dugan Memorial Home		1			1
BRADENTON DIALYSIS			1	100%	1
STAYING HEALTHY MEDICAL SERVICES			1	100%	1
HEALTH ALLIANCE			1	100%	1
Kroger 126 - The Little Clinic Cottonwood		1			1
STEELFUSION CLINICAL TOXICOLOGY LABS			1	100%	1
CONCENTRA - LEESBURG		1			1
LABWORKS LLC			1	100%	1
CVS SC7012POCT BALLENTINE			1	100%	1
1ST CHOICE URGENT CARE CENTER LLC			1	100%	1
Kroger 444 - The Little Clinic Dent		1			1
Kroger 805 - The Little Clinic Lewis Center		1			1

COVID-19: testing by laboratory

Data through Apr 22, 2021 verified as of Apr 23, 2021 at 09:25 AM

Data in this report are provisional and subject to change.

The numbers in the table below represent the number of Florida and non-Florida residents for whom test results were received by the Department of Health. A person can be tested by more than one laboratory and can have both positive and negative results. **Therefore, the sum of the numbers in each column will be larger than the total number of people tested.**

Reporting lab	Inconclusive	Negative	Positive	Percent positive	Total
SHAMRA MEDICAL LABORATORY			1	100%	1
SKY RIDGE MEDICAL CENTER - MICRO			1	100%	1
Falmouth By The Sea			1	100%	1
ARTESIAN HOME		1			1
MEDEXPRESS URGENT CARE-MEADVILLE			1	100%	1
Kroger 433 - The Little Clinic Atoka		1			1
MOUNT SINAI MEDICAL CENTER OF FLORIDA INC			1	100%	1
Newton Wellesley Center for Alzheimer's Care		1			1
Community Compassion Center of Batesville			1	100%	1
WEST FLORIDA MEDICAL CENTER CLINIC			1	100%	1
FRESENIUS MEDICAL CARE TRADTION			1	100%	1
MARTIN LUTHER KING RENAL INSTITUTE			1	100%	1
MARYLAND DEPARTMENT OF HEALTH AND MENTAL HYGIENE-LABORATORIES			1	100%	1
ADVOCATE GOOD SAMARITAN			1	100%	1
GEORGETOWN URGENT CARE			1	100%	1
MARYLAND DEPARTMENT OF HEALTH AND MENTAL HYGIENE			1	100%	1
FIU HEALTH CARE CENTER			1	100%	1
UPMC NORTHWEST HOSPITAL			1	100%	1
Avon Health Center		1			1
BLESSINGS MEDICAL CLINIC, THE			1	100%	1
ADAMS COUNTY HEALTH DEPARTMENT			1	100%	1
MINUTE CLINIC DIAGNOSTIC PA			1	100%	1
SALUDA NURSING CENTER		1			1
CareATC - Columbia College #58		1			1
NORTH RIVER FAMILY HEALTH CENTER			1	100%	1
WALGREENS # 04440		1			1
HALIFAX HEALTH PRIMARY CARE			1	100%	1
CARENOW MIDTOWN			1	100%	1
EAST FL CORE LAB			1	100%	1
TITUSVILLE REHABILITATION AND NURSING CENTER		1			1
Hempfield Manor		1			1
STORMONT VAIL HOSPITAL			1	100%	1
DR Q PEDIATRICS			1	100%	1
Kroger 767 - The Little Clinic Beaumont		1			1
Signature Healthcare of Fort Wayne		1			1
MOUNTAINVIEW URGENT CARE VALLEY		1			1
MID FLORIDA BIOLOGICALS			1	100%	1
VIRGINIA CVS PHARMACY, LLC DBA CVS/PHARMACY #1884		1			1
CHILTON MEDICAL CENTER		1			1
CAROLINAS PHYSICIAN NETWORK			1	100%	1
TWIN			1	100%	1
SCRIPTS PLUS INC DBA THE MEDICINE SHOP		1			1
ST JOHN HOSPITAL & MEDICAL CENTER MICRO			1	100%	1
CUSTOM SCRIPTS PHARMACY		1			1
EASTSIDE URGENT CARE			1	100%	1
CVS CT692POCT NORTH HAVEN		1			1
STEWART FLORIDA ALF, INC			1	100%	1

COVID-19: testing by laboratory

Data through Apr 22, 2021 verified as of Apr 23, 2021 at 09:25 AM

Data in this report are provisional and subject to change.

The numbers in the table below represent the number of Florida and non-Florida residents for whom test results were received by the Department of Health. A person can be tested by more than one laboratory and can have both positive and negative results. **Therefore, the sum of the numbers in each column will be larger than the total number of people tested.**

Reporting lab	Inconclusive	Negative	Positive	Percent positive	Total
BROOKDALE AVONDALE (BU 04360)			1	100%	1
Longwood Community Living Center		1			1
Keller Landing Center		1			1
BASCOM PALMER-MICRO LAB			1	100%	1
GREYSTONE HOME HEALTH OF GREATER ORLANDO LLC		1			1
Metairie Healthcare Center			1	100%	1
OMNI HEALTHCARE URGENT CARE			1	100%	1
CARE STATION MEDICAL GROUP		1			1
CAREATC - WISCONSIN PIPE-FITTERS			1	100%	1
OHIO VALLEY MANOR NURSING & URGENT CARE 24/7 TAMPA		1			1
SANFORD LABORATORIES WATERTOWN			1	100%	1
Harris Hill Nursing Facility		1			1
Heartland of Perrysburg		1			1
PIEDMONT NEWTON HOSPITAL		1			1
441 URGENT CARE CENTER - BROWNWOOD			1	100%	1
DEVLIN MANOR NURSING AND REHABILITATION		1			1
BROOKSHIRE, THE			1	100%	1
Biopharmaceutics Laboratory Section		1			1
Kroger 523 - The Little Clinic Dickson			1	100%	1
SETON HILL UNIVERSITY		1			1
PATHOLOGY		1			1
FLAGLER PROFESSIONAL HEALTH CARE SERVICES INC		1			1
WASHINGTON CENTER FOR REHABILITATION A		1			1
NORTH FLORIDA CHILD DEVELOPMENT, INC			1	100%	1
VA Healthcare Center- Newburg		1			1
WEST VIRGINIA LABORATORIES			1	100%	1
RIVERSIDE MEDICAL CENTER		1			1
MODERN URGENT CARE			1	100%	1
Waddell Nursing & Rehab Center		1			1
STUDENT HEALTH CENTER			1	100%	1
COVE AT THE MARBELLA,THE			1	100%	1
LEGACY AT HIGHWOODS PRESERVE		1			1
DYNACARE NORTHWEST INC			1	100%	1
bishop rehabilitation and nursing center		1			1
BAPTIST EMERGENCY HOSPITAL - KELLY			1	100%	1
WEST PENSACOLA DIALYSIS CENTER			1	100%	1
Kroger 894 - The Little Clinic NEC		1			1
OXY-GENLAB			1	100%	1
CRUSADER COMMUNITY HEALTH			1	100%	1
SOUTHEASTERN HEALTH FACILITES, INC		1			1
CALIFORNIA PUBLIC HEALTH LABORATORY			1	100%	1
Parkwood Healthcare Facility		1			1
GREATER TAMPA AT HOME			1	100%	1
SOUTHWEST ORLANDO FAMILY MEDICINE, PL			1	100%	1
ADVENTHEALTH MEDICAL GROUP INTERNAL MEDICINE AT MILLS			1	100%	1
FLORIDA ORTHOPAEDIC INSTITUTE SURGERY		1			1

COVID-19: testing by laboratory

Data through Apr 22, 2021 verified as of Apr 23, 2021 at 09:25 AM

Data in this report are provisional and subject to change.

The numbers in the table below represent the number of Florida and non-Florida residents for whom test results were received by the Department of Health. A person can be tested by more than one laboratory and can have both positive and negative results. **Therefore, the sum of the numbers in each column will be larger than the total number of people tested.**

Reporting lab	Inconclusive	Negative	Positive	Percent positive	Total
CRESTVIEW MED CLIN LAB			1	100%	1
WAYNE MEMORIAL HOSPITAL		1			1
WELLSTAR STUDENT SERVICES-MARIETTA CLI		1			1
Parkview Care Center			1	100%	1
INTEGRITY SPINE AND ORTHOPEDICS LLC			1	100%	1
DIVERSICARE OF BIG SPRINGS		1			1
CVS AZ9273POCT TUCSON			1	100%	1
UW MEDICINE CHU LAB			1	100%	1
BAYSHORE DIALYSIS			1	100%	1
Pelican Health Norfolk			1	100%	1
Elm Crest Senior Living Community		1			1
CACERES SPECIALIZED GYNECOLOGY		1			1
ASSISTED LIVING AT TREZEVANT		1			1
WALGREENS #10308		1			1
WYOMING OPCO, LLC DBA MEDILODGE OF WYO		1			1
WELL KEY URGENT CARE MARYVILLE		1			1
METRO HEALTH HOSPITAL LABORATORY		1			1
Ladera Center		1			1
CAPE FEAR VALLEY MEDICAL CENTER			1	100%	1
C V S / PHARMACY #833		1			1
MID FLORIDA COMMUNITY SERVICES			1	100%	1
Fairhope		1			1
FLAGLER MEDICAL ASSOCIATES PA			1	100%	1
PUBLIX PHARMACY # 1236			1	100%	1
PAMC MICRO LAB			1	100%	1
Indian Oaks Living Center		1			1
Wayne County Nursing Home		1			1
ODESSA MEMORIAL HOSPITAL			1	100%	1
MEDICAL CLINIC OF HOUSTON			1	100%	1
AFTER HOURS CARE OF AMERICUS INCORPORA			1	100%	1
SANTA MONICA CA-UCLA MC			1	100%	1
Kroger 838 - The Little Clinic Fairborn		1			1
CVS TX3702POCT KATY		1			1
Fulton County Medical Center Long Term Care			1	100%	1
Glen Haven Health and Rehabilitation LLC		1			1
JOSHUA E CHESIR MD		1			1
FLORIDA CLINICAL LABORATORY INC DBA			1	100%	1
AUTUMN HOUSE			1	100%	1
MED CHOICE CENTER OF NORTH MIAMI			1	100%	1
SOMA MEDICAL CENTER PA #2			1	100%	1
SANDPIPER CLUSTER		1			1
ST. LUKES HOSPITAL			1	100%	1
Westminster Canterbury Richmond		1			1
PENSACOLA PATHOLOGY		1			1
CHILDRENS SPECIALIST PEDIATRIC PULMMOLOGY &			1	100%	1
SV MOBILE HEALTH			1	100%	1
BHS PHYSICIAN NETWORK			1	100%	1

COVID-19: testing by laboratory

Data through Apr 22, 2021 verified as of Apr 23, 2021 at 09:25 AM

Data in this report are provisional and subject to change.

The numbers in the table below represent the number of Florida and non-Florida residents for whom test results were received by the Department of Health. A person can be tested by more than one laboratory and can have both positive and negative results. **Therefore, the sum of the numbers in each column will be larger than the total number of people tested.**

Reporting lab	Inconclusive	Negative	Positive	Percent positive	Total
SOUTHWESTERN VERMONT MEDICAL CENTER			1	100%	1
US PUBLIC HEALTH SERVICE HOSPITAL			1	100%	1
TCPA CLINICAL LABORATORIES			1	100%	1
SCRIPPS MERCY HOSPITAL			1	100%	1
EPIC CARE PHARMACY		1			1
NEW ERA COMMUNITY HEALTH CENTER LLC		1			1
LRHS Pablo Urgent Care		1			1
STEWART MEDICAL GROUP INC			1	100%	1
SYNERGENE LABORATORY			1	100%	1
BIOMAT USA INC			1	100%	1
MEMORIAL HOSPITAL - BELLEVILLE			1	100%	1
Gulf Coast health and Rehabilitation, LLC		1			1
CDR MAGUIRE - STUART MISSION			1	100%	1
Wexner Heritage House			1	100%	1
WW Chem Auto SS			1	100%	1
SOUTHERN WINDS			1	100%	1
CORPUS CHRISTI MEDICAL CENTER			1	100%	1
MONROE COUNTY PUBLIC HEALTH DEPARTMENT			1	100%	1
CVS MA335POCT RAYNHAM		1			1
PRIMEX CLINICAL LABORATORIES INC			1	100%	1
ALDEN PHARMACY		1			1
BOCA CIEGA CENTER			1	100%	1
ELMCROFT OF TIMBERLIN PARC			1	100%	1
Village Crest Center for Health & Rehabilitation		1			1
Kroger 49 - The Little Clinic Wichita - 21st St.			1	100%	1
LABTEST LLC LABTEST DIAGNOSTICS			1	100%	1
BSA PHYSICIANS GROUP, INC D/B/A BSA FAMILY MEDICAL			1	100%	1
CENTRAL JERSEY URGENT CARE OF GREEN BR		1			1
The Evangelical Lutheran Good Samaritan Society Prescott Village		1			1
UFHEALTH			1	100%	1
Coos County Nursing Home		1			1
SOUTHEAST MISSOURI HOSPITAL		1			1
MIL LAKE HEALTHCARE CENTER INC PEDIATRICS			1	100%	1
Kingston Care Center of Fort Wayne		1			1
SOMA MEDICAL CENTER PA #2 OAKLAND			1	100%	1
LAKE MARY OPTUM FLORIDA			1	100%	1
MEMORIAL HERMANN MEDICAL GROUP-ATASCOCITA PEDS			1	100%	1
WINTER GARDEN CHILDREN'S HEALTH CENTERS			1	100%	1
ASCENSION ST VINCENT'S - WESTSIDE			1	100%	1
Kroger 670 - The Little Clinic Dawson Forest Rd & Hwy 19		1			1
INTEGRIS SEMINOLE EMERGENCY DEPT			1	100%	1
INTERMOUNTAIN HEALTHCARE LABORATORY SERVICES			1	100%	1
PALMETTO LANDING			1	100%	1
CVS NE8626POCT LINCOLN		1			1
ELAN MANATEE			1	100%	1
COUNTRYSIDE PEDIATRIC CARE PA			1	100%	1
URGENT CARE OF FORT LAUDERDALE INC			1	100%	1

COVID-19: testing by laboratory

Data through Apr 22, 2021 verified as of Apr 23, 2021 at 09:25 AM

Data in this report are provisional and subject to change.

The numbers in the table below represent the number of Florida and non-Florida residents for whom test results were received by the Department of Health. A person can be tested by more than one laboratory and can have both positive and negative results. **Therefore, the sum of the numbers in each column will be larger than the total number of people tested.**

Reporting lab	Inconclusive	Negative	Positive	Percent positive	Total
CVS KS8573POCT OVERLAND PARK		1			1
RIVERVIEW HOSPITAL	1				1
NORTH PALM BEACH DIALYSIS CENTER			1	100%	1
Peninsula Nursing and Rehabilitation Center		1			1
NORTHERN KENTUCKY HEALTH DEPARTMENT			1	100%	1
DEACONESS URGENT CARE CENTER			1	100%	1
ADVANCED INDIVIDUALIZED MEDICINE OF NAPLES			1	100%	1
ASCARATE DIALYSIS			1	100%	1
Tremont Health & Rehabilitation Center		1			1
MOUNT SINAI COMPREHENSIVE CANCER CENTER			1	100%	1
SPINE & PAIN CONSULTANT PLLC		1			1
CVS MO8564POCT INDEPENDENCE		1			1
C V S / PHARMACY #4396		1			1
WYOMING COUNTY DEPARTMENT OF HEALTH		1			1
FLORIDA DEPARTMENT OF HEALTH IN BROWARD COUNTY		1			1
SALTZER URGENT CARE			1	100%	1
CARESPOT - OCOEE			1	100%	1
DEL PRADO MEDICAL CENTER, INC		1			1
Kroger 97 - The Little Clinic Hutchinson		1			1
SIGNATURE CARE COLLEGE STATION			1	100%	1
ST JOHNS EPISCOPAL HOSPITAL SOUTH SHORE		1			1
BEACHSIDE DETOX		1			1
COMMUNITY URGENT CARE PC			1	100%	1
MARY WASHINGTON HOSPITAL HOME HEALTH AGENCY	1				1
HEALTH DIV OAK RIDGE NATL LABORATORY		1			1
AMERICAN FAMILY CARE URGENT CARE		1			1
LOWER KEYS COMMUNITY HEALTH CENTER			1	100%	1
SHARON REGIONAL MEDICAL CENTER			1	100%	1
DIGNITY HEALING LLC			1	100%	1
THE CHILDREN'S HOSPITAL OF PHILADELPHIA		1			1
OCEANVIEW NURSING AND REHABILITAION CENTER			1	100%	1
Kroger 970 - The Little Clinic Westfield			1	100%	1
GARDEN VIEW CARE CENTER		1			1
CVS OH3306POCT AKRON		1			1
EXPRESS WALK IN MEDICAL CENTER			1	100%	1
REDSTONE REHABILITATION & NURSING CENT		1			1
Kroger 518 - The Little Clinic Hermitage		1			1
CARILION CLINIC LAB TESTING SITE-POSTAL		1			1
Heritage Health of Peru			1	100%	1
DR BAWA AND ASSOCIATES			1	100%	1
EMERSON HOSPITAL LABORATORY			1	100%	1
KINGWOOD EMERGENCY CENTER			1	100%	1
SYCAMORE MEDICAL CENTER-KETTERING HEALTH NETWORK			1	100%	1
ROAN MOUNTAIN MEDICAL CENTER			1	100%	1
ORANGE PEDIATRICS PA			1	100%	1
NORTH SHORE HEMATOLOGY-ONCOLOGY ASSOCI		1			1
MICROBIOLOGY DEPARTMENT			1	100%	1

COVID-19: testing by laboratory

Data through Apr 22, 2021 verified as of Apr 23, 2021 at 09:25 AM

Data in this report are provisional and subject to change.

The numbers in the table below represent the number of Florida and non-Florida residents for whom test results were received by the Department of Health. A person can be tested by more than one laboratory and can have both positive and negative results. **Therefore, the sum of the numbers in each column will be larger than the total number of people tested.**

Reporting lab	Inconclusive	Negative	Positive	Percent positive	Total
INTERFAITH MEDICAL CENTER		1			1
CVS AZ10529POCT SCOTTSDALE		1			1
THE MEDICAL CENTER AT BOWLING GREEN			1	100%	1
INFECTION CONTROL DEPT			1	100%	1
PRIMARY AND URGENT CARE			1	100%	1
CSL PLASMA LAB			1	100%	1
HEALTHCARE FOR THE HOMELESS			1	100%	1
Oakland Nursing and Rehabilitation Center		1			1
MEDEXPRESS URGENT CARE - LINKHORNE		1			1
KNAPP MEDICAL GROUP			1	100%	1
Wrightsville Manor Health and Rehab		1			1
CVS / PHARMACY #10794			1	100%	1
ANDREWS INSTITUTE AMBULATORY SURGERY CENTER		1			1
CHP COVID-19 (TX)			1	100%	1
NEMOURS CHILDRENS PRIMARY CARE CLERMONT			1	100%	1
PCR DIAGNOSTICS			1	100%	1
Belvoir Woods Health Care Center at The Fairfax		1			1
UNIVERSAL DIAGNOSTICS LABORATORIES			1	100%	1
CLEMENT MANOR HEALTH CENTER		1			1
PRIMARY CARE & PEDIATRICS - SHEPHERSTOWN		1			1
GRAND VIEW HOSPITAL			1	100%	1
UNIVERSITY OF WASHINGTON DEPT OF LAB MEDICINE			1	100%	1
MCH PHYSICIANS GROUP			1	100%	1
ARBOR DIAGNOSTICS, INC		1			1
Grangeville Health and Rehab		1			1
ST GERARD'S COMMUNITY OF CARE		1			1
UNIVERSITY OF IOWA HOSPITALS & CLINICS			1	100%	1
WALGREENS #01398			1	100%	1
WINTER HAVEN DIALYSIS		1			1
MAYO CLINICAL LABORATORIES		1			1
MERCYONE DES MOINES MEDICAL CENTER			1	100%	1
RICHMOND MEDICAL CENTER FOR WOMEN		1			1
ACCURATE HEALTH SERVICES CORP			1	100%	1
VA COMMUNITY BASED CLINIC - LAKE CITY			1	100%	1
VELOCITY URGENT CARE - REDMILL			1	100%	1
Valley Center (WV)			1	100%	1
SUSAN F WILLIAMS MD PA			1	100%	1
HOSPICE OF MARION COUNTY INC			1	100%	1
CARESOUTH HHA HOLDINGS OF VIRGINIA, LLC			1	100%	1
NORTH COUNTY MEDICAL LAB			1	100%	1
NORTH BROWARD MEDICAL CENTER			1	100%	1
ABE'S GARDEN/PARK MANOR APARTMENTS		1			1
DR DAN C TRIGG MEMORIAL HOSPITAL		1			1
FAMILY MEDICINE AT CELEBRATION		1			1
MCLEOD MEMORIAL HOSPITAL CLARENDON			1	100%	1
ALL CHILDRENS PEDIATRIC CLINIC			1	100%	1
ASSOCIATESMD			1	100%	1

COVID-19: testing by laboratory

Data through Apr 22, 2021 verified as of Apr 23, 2021 at 09:25 AM

Data in this report are provisional and subject to change.

The numbers in the table below represent the number of Florida and non-Florida residents for whom test results were received by the Department of Health. A person can be tested by more than one laboratory and can have both positive and negative results. **Therefore, the sum of the numbers in each column will be larger than the total number of people tested.**

Reporting lab	Inconclusive	Negative	Positive	Percent positive	Total
BROOKS REHAB			1	100%	1
BAPTIST HEALTH EXPRESS CARE			1	100%	1
CENTRAL FLA PEDIATRIC URGENT CARE LLC		1			1
MARTINSVILLE HEALTH AND REHAB			1	100%	1
HAYS CLINICAL LAB			1	100%	1
IMMEDIATE CARE MEDICAL CENTER			1	100%	1
EXAC CARE CROSSVILLE		1			1
ABBOTT LABORATORIES - OCCUPATIONAL HEALTH SERVICES			1	100%	1
GATEWAY HEALTHCARE, PC			1	100%	1
KROGER 915 - THE LITTLE CLINIC ANDERSON			1	100%	1
IMA MEDICAL CENTER OF SOUTH WEST ORLANDO			1	100%	1
UMASS MEMORIAL/MARLBORO HOSPITAL			1	100%	1
Walgreens #5914		1			1
Encompass Health Littleton		1			1
Willowbrooke Court at Normandy Farms Estates		1			1
HARDEE COUNTY FIRE RESCUE		1			1
SOUTHWEST VIRGINIA COMMUNITY HEALTH SYSTEMS			1	100%	1
Douglas County Health Center		1			1
Kingston of Miamisburg		1			1
DAVENPORT DIALYSIS CENTER		1			1
CVS TX7431POCT ROWLETT		1			1
PHYSICIANS LAB INC			1	100%	1
OAK HAVEN REHAB AND NURSING CENTER			1	100%	1
KIDZ FAMILY CARE			1	100%	1
OCEAN PEDIATRIC CARE			1	100%	1
MAYO CLINIC OUTPATIENT DIALYSIS CENTER			1	100%	1
Dexter Health Care		1			1
TREASURE COAST COMMUNITY HEALTH INC			1	100%	1
WALGREENS #12322		1			1
HARBOR OAKS GOLDEN YEARS			1	100%	1
HARDEN DIALYSIS		1			1
The Jordan Center		1			1
INDIANA STATE DEPARTMENT OF HEALTH CLINIC MICROBIOLOGY		1			1
NORTHSIDE FAMILY MEDICINE		1			1
MANCHESTER COMMONS		1			1
WESLEY LONG HOSPITAL			1	100%	1
HOLLAND COMMUNITY HOSPITAL		1			1
Memorial Health Care Center			1	100%	1
WELLMED AT BAY AREA		1			1
C A R E S		1			1
Kroger 699 - The Little Clinic Smyrna		1			1
SANTA MONICA FERTILITY			1	100%	1
Abernethy Laurels		1			1
ALAFAYA WOODS FAMILY MEDICAL CENTER		1			1
REELFOOT FAMILY WALK-IN CLINIC		1			1
Cloverdale Rehabilitation and Nursing Center		1			1
ST. LUKE'S HOSPITAL			1	100%	1

COVID-19: testing by laboratory

Data through Apr 22, 2021 verified as of Apr 23, 2021 at 09:25 AM

Data in this report are provisional and subject to change.

The numbers in the table below represent the number of Florida and non-Florida residents for whom test results were received by the Department of Health. A person can be tested by more than one laboratory and can have both positive and negative results. **Therefore, the sum of the numbers in each column will be larger than the total number of people tested.**

Reporting lab	Inconclusive	Negative	Positive	Percent positive	Total
CONCENTRA - OCALA		1			1
GENESEE COUNTY HEALTH DEPARTMENT		1			1
FAMILY PRACTICE ASSOCIATES		1			1
BAPTIST ASI			1	100%	1
DUKE UNIVERSITY MEDICAL CENTER			1	100%	1
FAMILY & INTERNAL MEDICINE CENTER		1			1
MEDICAL ASSOCIATES OF PINELLAS - LAB			1	100%	1
ManorCare Yeadon		1			1
NEW HANOVER REGIONAL MEDICAL CENTER			1	100%	1
SIGNATURE HEALTHCARE OF BUCKHEAD		1			1
FHPG INTERNAL MEDICINE OF BRANDON			1	100%	1
Dupage Care Center			1	100%	1
LABORATORIO MEDICO CENTRAL CONDOMINO MD			1	100%	1
Kroger 367 - The Little Clinic Walton		1			1
FAIRVIEW HOSPITAL			1	100%	1
Kroger 397 - The Little Clinic Frankfort East		1			1
SOUTH SEMINOLE HOSPITAL POCT			1	100%	1
STAMFORD HOSPITAL			1	100%	1
Bethel Lutheran Nursing & Rehabilitation Center		1			1
MEDLABS OF FLORIDA LLC D/B/A MEDLABS DIAGNOSTICS		1			1
Walgreens #19461		1			1
Walgreens #17445		1			1
ADVANCED BIOMEDICAL INC			1	100%	1
CONVENIENT MEDICAL AND HEALTH SERVICES			1	100%	1
ABSOLUTE HEALTHCARE			1	100%	1
Remarkable Healthcare Dallas			1	100%	1
White River Health Care Center		1			1
EUGENE T FINAN, MD			1	100%	1
SC-GA2018 MCCORMICK REHAB & HEALTHCARE		1			1
Senatobia Healthcare & Rehab		1			1
BAPTIST HOSPITAL EAST			1	100%	1
APC HEALTH LLC			1	100%	1
AESTHETIC PHYSICIANS PC			1	100%	1
AML DIAGNOSTICS- ADV TESTING IN METABOLIC MEDICINE			1	100%	1
LAKE WALES DIALYSIS CENTER			1	100%	1
MEDICAL LIFE-INC GUIDEWELL EMERGENCY MEDICINE			1	100%	1
LANGLEY DIALYSIS			1	100%	1
NOVANT HEALTH PRINCE WILLIAM WELLNESS CENTER			1	100%	1
MEDCOR INC			1	100%	1
St. Anne Home		1			1
RED HOOK FAMILY PRACTICE		1			1
FRONT PORCH PEDIATRICS PLLC			1	100%	1
MORNINGSIDE NURSING AND REHABILITATION		1			1
REFERENCE LABORATORY			1	100%	1
KINGWOOD EMERGENCY HOSPITAL			1	100%	1
FAYETTE MEDICAL CENTER LAB		1			1
PULMONARY, CRITICAL CARE AND SLEEP DISORDERS INSTITUTE OF SOUTH FLORID			1	100%	1

COVID-19: testing by laboratory

Data through Apr 22, 2021 verified as of Apr 23, 2021 at 09:25 AM

Data in this report are provisional and subject to change.

The numbers in the table below represent the number of Florida and non-Florida residents for whom test results were received by the Department of Health. A person can be tested by more than one laboratory and can have both positive and negative results. **Therefore, the sum of the numbers in each column will be larger than the total number of people tested.**

Reporting lab	Inconclusive	Negative	Positive	Percent positive	Total
UMMC MIDTOWN CAMPUS			1	100%	1
LIMA MEMORIAL HOSPITAL			1	100%	1
WALGREENS # 03608			1	100%	1
Integrity Healthcare of Carbondale			1	100%	1
CHRISTUS GOOD SHEPHERD MEDICAL CENTER			1	100%	1
HACKENSACK UNIVERSITY MEDICAL CENTER		1			1
CHI ST ALEXIUS TRANSITIONAL CARE UNIT		1			1
MADISON AT OVIEDO			1	100%	1
SUMMER PLACE NURSING & REHABILITATION		1			1
CAREWELL URGENT CARE FITCHBURG			1	100%	1
QUALITY CLINICAL LAB LLC			1	100%	1
Grand Junction VAMC		1			1
OCALA REGIONAL DIALYSIS- NORTH			1	100%	1
MEDSTAR HEALTH URGENT CARE			1	100%	1
DE TAR HOSPITAL			1	100%	1
BETHESDA HEALTH PHYSICIANS GROUP		1			1
LAREDO CARE CLINIC NORTH		1			1
LIFESPAN HEALTH - SELMER		1			1
REHABILITATION CENTER OF ALBUQUERQUE		1			1
THE CLINIC ON SIXTH			1	100%	1
URGENT CARE OF KANSAS CITY			1	100%	1
LP ELIZABETHTON		1			1
PM PEDIATRICS PC			1	100%	1
REDMOND URGENT CARE			1	100%	1
LOURDES URGENT CARE			1	100%	1
UF HEALTH - WILDLIGHT			1	100%	1
Kroger 531 - The Little Clinic Waterville		1			1
STEPHENS COUNTY HOSPITAL			1	100%	1
B2 URGENT CARE			1	100%	1
AHUJA MEDICAL CENTER			1	100%	1
Birmingham Nursing & Rehab Center		1			1
LOPEZ		1			1
CROZER-CHESTER MEDICAL CENTER			1	100%	1
CONCENTRA - TAMPA EAST		1			1
SUNCOAST FAMILY MEDICAL ASSOCIATES			1	100%	1
NONA MEDICAL ARTS		1			1
PANCARE HEALTH - CARR ELEM & MIDDLE SCHOOL			1	100%	1
MARTIN ARMY COMMUNITY HOSPITAL			1	100%	1
MEDICAL ARTS LABORATORY			1	100%	1
Kroger 717 - The Little Clinic Dolphin Drive			1	100%	1
ALBANNA PEDIATRICS CENTER			1	100%	1
BNJ		1			1
SOLDIERS' HOME OF HOLYOKE		1			1
LOUIS A JOHNSON VAMC		1			1
AVANTARA REDFIELD		1			1
CSI LABORATORIES FLORIDA			1	100%	1
MIDWEST COVENANT HOME, INC		1			1

COVID-19: testing by laboratory

Data through Apr 22, 2021 verified as of Apr 23, 2021 at 09:25 AM

Data in this report are provisional and subject to change.

The numbers in the table below represent the number of Florida and non-Florida residents for whom test results were received by the Department of Health. A person can be tested by more than one laboratory and can have both positive and negative results. **Therefore, the sum of the numbers in each column will be larger than the total number of people tested.**

Reporting lab	Inconclusive	Negative	Positive	Percent positive	Total
CRESTVIEW CLINICAL LABORATORY			1	100%	1
BAYLOR SCOTT AND WHITE MEDICAL CENTER -CENTENTENNIAL			1	100%	1
PULMONARY MEDICINE		1			1
NORTHWEST TEXAS HEALTHCARE SYSTEM,INC			1	100%	1
ManorCare Health Services/ York South		1			1
OCCUPATIONAL HEALTH CENTER		1			1
UC TAMiami			1	100%	1
HEALTH PLUS SUNRISE MEDICAL OFFICE			1	100%	1
WVU MEDICINE - WESTON			1	100%	1
YOUR GOOD HEALTH MEDICAL GROUP PA			1	100%	1
LOVELACE WOMEN'S HOSPITAL		1			1
Kroger 395 - The Little Clinic Blanchester		1			1
CAREATC - PALM HARBOR			1	100%	1
FLORIDA HEALTH CARE MEDICAL GROUP		1			1
CRYSTAL RIVER FIRE DEPARTMENT			1	100%	1
ORLANDO PHYSICIAN NETWORK		1			1
Life Care Center of Auburn		1			1
SANITAS RESEARCH LLC			1	100%	1
LAKE VISTA DIALYSIS			1	100%	1
KISSIMMEE HOME TRAINING		1			1
MONMOUTH MEDICALC ENTER		1			1
GOSHEN HOSPITAL			1	100%	1
WEST FLORIDA MEDICAL ASSOCIATES PA			1	100%	1
HORIZON MEDICAL CENTER			1	100%	1
PATEL MINESH		1			1
MINNESOTA HERITAGE HOUSE		1			1
CONCIERGE INTERNAL MEDICINE ASSOCIATES			1	100%	1
BALLAD HEALTH MEDICAL ASSOCIATES URGENT CARE			1	100%	1
JOHNSON & JOHNSON VISION CARE-VISTAKON			1	100%	1
Friendship Manor Inc.		1			1
SUMMIT HEALTHCARE REGIONAL MEDICAL		1			1
HOLYCROSS URGENT CARE AND IMAGING CENTER		1			1
INDIAN RIVER CLINICAL LABORATORY, INC.		1			1
FLORIDA CLINICAL RESEARCH CENTER, LLC			1	100%	1
VIP FAMILY PRACTICE			1	100%	1
Quince Nursing and Rehabilitation Center		1			1
PASTEUR MEDICAL HIALEAH GARDEN LLC			1	100%	1
MANHATTAN COLLEGE HEALTH SERVICES		1			1
UNIVERSITY OF MIAMI PRIMARY CARE SITE UMHC 3039			1	100%	1
MERCY GENERAL HOSPITAL			1	100%	1
CVS MI22230CV WAYNE COUNTY COMMUNITY COLLEGE			1	100%	1
DESERT ROSE FL LLC		1			1
CLEVELAND CLINIC OHIO LABORATORIES			1	100%	1
SPARTA HEALTH & REHAB		1			1
UHS BINGHAMTON GENERAL			1	100%	1
LADY LAKE FAMILY MEDICINE			1	100%	1
Aspire Physical Recovery Center at Cahaba River		1			1

COVID-19: testing by laboratory

Data through Apr 22, 2021 verified as of Apr 23, 2021 at 09:25 AM

Data in this report are provisional and subject to change.

The numbers in the table below represent the number of Florida and non-Florida residents for whom test results were received by the Department of Health. A person can be tested by more than one laboratory and can have both positive and negative results. **Therefore, the sum of the numbers in each column will be larger than the total number of people tested.**

Reporting lab	Inconclusive	Negative	Positive	Percent positive	Total
HONEY BROOK MED INVESTORS LTD/DBA		1			1
EVENTIDE LUTHERAN HOME		1			1
Chestnut Ridge Nursing & Rehab		1			1
COSTCO PHARMACY #1023			1	100%	1
Central Alabama Veterans HCS - West Campus		1			1
PATIENT FIRST - HAMILTON		1			1
Garden Villa Bedford		1			1
FLORIDA MEDICAL CLINIC, PA		1			1
CAMAI COMMUNITY HEALTH CENTER, INC			1	100%	1
BRIGHAM YOUNG UNIV STUDENT HEALTH CTR			1	100%	1
KAISER PERMANENTE REGIONAL REFERENCE LABORATORY		1			1
FLORIDA HOSPITAL LAB			1	100%	1
Shelbyville Manor		1			1
SANTA BARABARA ALF LLC (THE WINDSOR)			1	100%	1
TILE PHARMACY		1			1
STANLY REGIONAL MEDICAL CENTER			1	100%	1
NCH HEALTHCARE CREEKSIDE ENDOSCOPY			1	100%	1
VALLEY HOSPITAL MEDICAL CENTER		1			1
FLORIDA STATE UNIVERSITY HEALTH SERVICES			1	100%	1
CVS PA2296POCT MACUNGIE		1			1
ANMED HEALTH MEDICAL CENTER			1	100%	1
MEDCOR, INC			1	100%	1
CARTERSVILLE URGENT CARE			1	100%	1
Robinson Terrace Rehabilitation and Nursing Center		1			1
FLORIDA ADVANCED MEDICAL AND DERM AESTHETICS LLC			1	100%	1
WILLOWBROOKE COURT AT MATTHEWS GLEN		1			1
Monument Health Strugis Care Center		1			1
Country View of Sunbury			1	100%	1
Ramsey Village		1			1
DIXIE REGIONAL MEDICAL CENTER			1	100%	1
ST.ELIZABETH HEALTH CENTER	1				1
ONPOINT URGENT CARE			1	100%	1
CHILDREN'S AT CHAMBLEE BROOKHAVEN URGE		1			1
Northern Nevada State Veterans Home		1			1
BL DIAGNOSTICS LLC			1	100%	1
PRIMARY CARE SERVICES AT WESTMINSTER V		1			1
YOUR HEALTH PEDIATRICS INC			1	100%	1
PARK AVENUE PEDIATRICS PC		1			1
Signature Healthcare of Georgetown		1			1
CURA LABORATORY SERVICES			1	100%	1
URGENTMED			1	100%	1
THE MEDICAL CENTER AT SCOTTSVILLE			1	100%	1
CORNERSTONE OF RECOVERY INC		1			1
WALGREENS #06025		1			1
MEDEXPRESS URGENT CARE - WAYNESBURG		1			1
SISTERS MISSION			1	100%	1
Courtenay Springs Village			1	100%	1

COVID-19: testing by laboratory

Data through Apr 22, 2021 verified as of Apr 23, 2021 at 09:25 AM

Data in this report are provisional and subject to change.

The numbers in the table below represent the number of Florida and non-Florida residents for whom test results were received by the Department of Health. A person can be tested by more than one laboratory and can have both positive and negative results. **Therefore, the sum of the numbers in each column will be larger than the total number of people tested.**

Reporting lab	Inconclusive	Negative	Positive	Percent positive	Total
NORTHSIDE PEDIATRICS & ADOLESCENT MEDI		1			1
CARE CENTER OF LAKE PLACID			1	100%	1
5 STAR HOME HEALTH SERVICES INC		1			1
FOUNDATION LABORATORY			1	100%	1
LRGHEALTHCARE		1			1
Manor Care Health Services- Wilmington			1	100%	1
GARDENS PEDIATRICS LAB			1	100%	1
HEALTH CARE SERVICES LC			1	100%	1
MARINA DEL REY HOSPITAL LAB			1	100%	1
KNOX COMMUNITY HOSPITAL			1	100%	1
WELLCARE URGENT CARE			1	100%	1
VICTORIA PAIN AND REHABILITATION CENTER			1	100%	1
KENDALL PEDIATRICS PARTNERS LLC			1	100%	1
SAINT ALPHONSUS REGIONAL MEDICAL CENTER			1	100%	1
TITUSVILLE TOWERS ASSISTED LIVING		1			1
MEDSTAR URGENT CARE, LLC			1	100%	1
MAHONEY PEDIATRICS PA			1	100%	1
CENTRAL TX URGENT CARE			1	100%	1
SAINT AGNES HOSPITAL			1	100%	1
CURELOGICS WOUND CARE & HYPERBARIC CENTER		1			1
JOHNSON MEDICAL SERVICES			1	100%	1
MOUNT SINAI MEDICAL CENTER AVENTURA ER			1	100%	1
PUBLIX PHARMACY #0332		1			1
SOUTHERN OHIO MEDICAL CENTER			1	100%	1
HABANA HEALTH CARE CENTER			1	100%	1
ALL AMERICAN FAMILY AND GERIATRIC CARE			1	100%	1
MEDEXPRESS URGENT CARE, EDWARDSVILLE		1			1
Walgreens #10851		1			1
SPRING VALLEY HOSPITAL MEDICAL CENTER			1	100%	1
NORTHEAST BAPTIST HOSPITAL			1	100%	1
SHANNON MEDICAL CENTER			1	100%	1
ELKTON TRANSITIONAL CARE CENTER		1			1
MERRILL GARDENS AT CHAMPIONSGATE			1	100%	1
BANNER UNIVERSITY MEDICAL CENTER			1	100%	1
PEDIATRIC ASSOC OF JACKSONVILLE PA			1	100%	1
THEDACARE FAMILY MEDICINE GATEWAY			1	100%	1
TITUS REGIONAL MEDICAL CENTER			1	100%	1
ACCESS FAMILY CARE LLC			1	100%	1
GATEWAY FAMILY HEALTH CLINIC			1	100%	1
ATLANTA PLUS URGENT CARE, LLC			1	100%	1
BORINQUEN HEALTH CENTER			1	100%	1
USF PHYSICIANS GROUP			1	100%	1
TRIHEALTH			1	100%	1
NEW HORIZON PRIMARY CARE LLC			1	100%	1
Valley View Health and Rehabilitation, LLC		1			1
ST MARYS HEALTH CARE SYSTEM		1			1
ST JOHNS PEDIATRICS PA		1			1

COVID-19: testing by laboratory

Data through Apr 22, 2021 verified as of Apr 23, 2021 at 09:25 AM

Data in this report are provisional and subject to change.

The numbers in the table below represent the number of Florida and non-Florida residents for whom test results were received by the Department of Health. A person can be tested by more than one laboratory and can have both positive and negative results. **Therefore, the sum of the numbers in each column will be larger than the total number of people tested.**

Reporting lab	Inconclusive	Negative	Positive	Percent positive	Total
Lantern Park Specialty Care		1			1
PATIENT FIRST - SICKLERVILLE		1			1
SACRED HEART MEDICAL CENTER			1	100%	1
CVS NY2297002CV NEW YORK			1	100%	1
VIRTUA HEALTH AND REHABILITATION		1			1
LUTHERAN HOSPITAL OF INDIANA			1	100%	1
ODYSSEY HEALTH CARE OF MARION COUNTY LLC		1			1
PIEDMONT QUICKCARE		1			1
SOLARIS HEALTHCARE PLANT CITY		1			1
CARESTAT HOSPICE SERVICES			1	100%	1
CARROLL UNIVERSITY STUDENT HEALTH CENTER		1			1
SHARP GROSSMONT HOSPITAL LABORATORY			1	100%	1
LAS PALOMAS SENIOR LIVING		1			1
Kroger 683 - The Little Clinic Foothills Plaza		1			1
PRISMA HEALTH TUOMEY LABORATORY			1	100%	1
KENT		1			1
WEST PALM BEACH PHARMACEUTICALS LLC			1	100%	1
HEALTHCARE AND REHAB OF SANFORD			1	100%	1
Moab Regional Hospital			1	100%	1
Fairview			1	100%	1
Kroger 968 - The Little Clinic Colerain Township		1			1
OAKWOOD HOSPITAL - SOUTHSORE			1	100%	1
MEDICAL CITY NORTH HILLS			1	100%	1
PCG MOLECULAR			1	100%	1
Oklahoma Methodist Manor			1	100%	1
Spring Gate Rehab and Healthcare Center		1			1
Sherwood Oaks Health Center			1	100%	1
AVERA HEART HOSPITAL OF SD			1	100%	1
SPEARE MEMORIAL HOSPITAL			1	100%	1
LABTECH DIAGNOSTICS			1	100%	1
FRIO REGIONAL PRIMARY CARE AND URGENT CARE CLINIC			1	100%	1
BELMONT VILLAGE AT JOHNS CREEK		1			1
Victory Health and Rehabilitation			1	100%	1
PRIORITY CARE LLC			1	100%	1
Lakeland Nursing and Rehabilitation Center LLC		1			1
JP MORGAN CHASE HEALTH SERVICES			1	100%	1
ASSOCIATES MD MEDICAL GROUP INC			1	100%	1
IRA FIALKO DO			1	100%	1
Willow Ridge Center		1			1
Kroger 368 - The Little Clinic Frankfort West		1			1
DERMDX, DIV OF AURORA DIAGNOSTICS/BERNHARDT LAB		1			1
CAN COMMUNITY HEALTH LLC		1			1
RENOWN REGIONAL MEDICAL CENTER			1	100%	1
Mason Health and Rehab		1			1
Salem Hills Rehabilitation and Nursing Center		1			1
NORTH PALM CHIDRENS PHYSICIANS			1	100%	1
2504-HOMEWOOD		1			1

COVID-19: testing by laboratory

Data through Apr 22, 2021 verified as of Apr 23, 2021 at 09:25 AM

Data in this report are provisional and subject to change.

The numbers in the table below represent the number of Florida and non-Florida residents for whom test results were received by the Department of Health. A person can be tested by more than one laboratory and can have both positive and negative results. **Therefore, the sum of the numbers in each column will be larger than the total number of people tested.**

Reporting lab	Inconclusive	Negative	Positive	Percent positive	Total
WESTCOAST FAMILY PRACTICE		1			1
HUGH CHATHAM FAMILY MEDICINE INDEPENDENCE		1			1
EASTGENE LABORATORIES		1			1
INDIAN RIDGE		1			1
PHI LIFE SCIENCES			1	100%	1
Kroger 670 - The Little Clinic Powell		1			1
Princeton Place			1	100%	1
BOCA GENERAL AND FAMILY MEDICINE		1			1
DOMINION DIAGNOSTICS			1	100%	1
ALLIED PHYSICIANS GROUP		1			1
THE LITTLE CLINIC, LLC			1	100%	1
CENTRAL CAROLINA HOSPITAL			1	100%	1
COASTAL ER IX, PHYSICIANS PREMIER			1	100%	1
NORTH SHORE HEMATOLOGY-ONCOLOGY ASSOCIATES PC		1			1
TOMAH VAMC			1	100%	1
PARK CITY HOSPITAL - RESPIRATORY CARE SERVICES			1	100%	1
BRIDGEWATER AT WATERMAN VILLAGE			1	100%	1
SARASOTA MEMORIAL HOSPITAL		1			1
VELOCITY URGENT CARE - LITTLE CREEK			1	100%	1
ACUPATH LABORATORIES INC			1	100%	1
LAS PALMAS MEDICAL CENTER			1	100%	1
PEDIATRIC ASSOCIATES - JACKSONVILLE			1	100%	1
LYSTER MAIN LAB, FT RUCKER		1			1
PALM COTTAGE OPERATOR LLC			1	100%	1
MEDICAL COLLEGE OF GEORGIA MEDICAL CENTER			1	100%	1
St. Mary's Care Center		1			1
CVS AZ9374POCT TUCSON		1			1
Bethany Manor		1			1
ACCOMPLISHED HOME CARE		1			1
Hawthorne House		1			1
PIONEER CLINICAL RESEARCH LLC			1	100%	1
TRANSCEND PERFORMANCE AND LIFESTYLE INSTITUTE			1	100%	1
RED BUG LAKE ROAD OVIEDO COVID			1	100%	1
ALLIED PEDIATRICS & FAMILY MEDICINE			1	100%	1
CROSS CREEK HEALTH CARE		1			1
MEDICAL SPECIALISTS OF THE PALM BEACHES INC			1	100%	1
PM PEDIATRICS OF VIRGINIA			1	100%	1
SUNSHINE PEDIATRICS OF LUTz			1	100%	1
BETHESDA DIALYSIS			1	100%	1
FRESENIUS KIDNEY CARE OCALA			1	100%	1
NORTH FLORIDA FAMILY MEDICINE			1	100%	1
GULF COUNTY HEALTH DEPARTMENT			1	100%	1
MOUNT SINAI MEDICAL CENTER HIALEAH			1	100%	1
TRAFALGAR DIALYSIS			1	100%	1
EDWARD HOSPITAL			1	100%	1
CHC SOUTHWEST FLORIDA LAB-LIVE			1	100%	1
URGENT CARE NORTHWEST		1			1

COVID-19: testing by laboratory

Data through Apr 22, 2021 verified as of Apr 23, 2021 at 09:25 AM

Data in this report are provisional and subject to change.

The numbers in the table below represent the number of Florida and non-Florida residents for whom test results were received by the Department of Health. A person can be tested by more than one laboratory and can have both positive and negative results. **Therefore, the sum of the numbers in each column will be larger than the total number of people tested.**

Reporting lab	Inconclusive	Negative	Positive	Percent positive	Total
URGENT CARE OF COASTAL GEORGIA			1	100%	1
LAKEVIEW REGIONAL HOSPITAL			1	100%	1
ALLIANCE MD DIRECT PRIMARY CARE			1	100%	1
Diversicare of Smyrna		1			1
BELLMORE PEDIATRICS		1			1
Greencroft Goshen		1			1
PEDIATRIC PARTNERS			1	100%	1
GIBSON AREA PRIMARY CARE			1	100%	1
FLORIDA HOME HEALTH			1	100%	1
HUNEYCUTT FAMILY PRACTICE			1	100%	1
North Ottawa Care Center at Heartwood Lodge		1			1
ST JOHN'S MEDICAL CENTER, TETON VILLAGE			1	100%	1
RELIANCE HOME HEALTH CARE INC		1			1
EMERALD HEALTH CARE		1			1
SURGERY CENTER, THE			1	100%	1
TRUCARE LIVING CENTERS - SELMA			1	100%	1
MID-SOUTH URGENT CARE, PLLC			1	100%	1
PUBLIC HEALTH LABORATORIES			1	100%	1
Brakeley Park Center		1			1
LITTLE FALLS HOSPITAL LABORATORY		1			1
AMERICAN DRUG TESTING LAB LLC			1	100%	1
Medilodge of Midland		1			1
BRONSON METHODIST HOSPITAL			1	100%	1
BIOLOGICAL AND CHEMICAL EMERGENCIES LABORATORY			1	100%	1
JACKSON MADISON CO. GEN. HOSPITAL			1	100%	1
BMC MAYPORT			1	100%	1
JOHN HOPKINS WELLNESS CENTER PEPSICO			1	100%	1
DOCTORS HEARING			1	100%	1
Parkview Care and Rehabilitation Center		1			1
CVS AZ69POCT PEORIA		1			1
EAST END PEDIATRICS		1			1
Alexandria Place		1			1
SUNRISE CLINIC SANTA ROSA		1			1
MINUTECLINIC LLC #3351			1	100%	1
WEST CARVER MEDICAL ASSOCIATES		1			1
MY URGENT CARE CLINIC			1	100%	1
Troy Center for Rehabilitation & Nursing		1			1
DSI LABORATORIES-NAPLES-7TH			1	100%	1
BLAKE AT PENSACOLA OPERATION CO, LLC, THE			1	100%	1
SANTA ROSA PEDIATRICS			1	100%	1
WAYNE COUNTY PUBLIC HEALTH		1			1
GATEWAY LABORATORIES		1			1
RIVIERA BEACH HEALTH CENTER LAB			1	100%	1
BMC/NASSAU			1	100%	1
CARENOW URGENT CARE-HENDERSONVILLE		1			1
PHYSICIANS ASSOCIATES			1	100%	1
RAPID CITY REGIONAL HOSPITAL -579 ATTN. LABORATORY		1			1

COVID-19: testing by laboratory

Data through Apr 22, 2021 verified as of Apr 23, 2021 at 09:25 AM

Data in this report are provisional and subject to change.

The numbers in the table below represent the number of Florida and non-Florida residents for whom test results were received by the Department of Health. A person can be tested by more than one laboratory and can have both positive and negative results. **Therefore, the sum of the numbers in each column will be larger than the total number of people tested.**

Reporting lab	Inconclusive	Negative	Positive	Percent positive	Total
PARK AVENUE MEDICAL PROFESSIONALS PC		1			1
CONNECTICUT CVS PHARMACY, LLC		1			1
PHOEBE PRIMARY CARE CAMILLA			1	100%	1
NORDX			1	100%	1
Ravenwood Speciality Care		1			1
PROGENESIS INC			1	100%	1
Cornerstone at the Ranch		1			1
GARNET HEALTH DOCTORS		1			1
EXCEL URGENT CARE OF NJ			1	100%	1
WRIGHT PATTERSON AFB MEDICAL CENTER			1	100%	1
HERNANDO COUNTY HEALTH DEPT			1	100%	1
FLORIDA DEPARTMENT OF HEALTH IN CITRUS COUNTY		1			1
NORTHEAST GEORGIA HEALTH SYSTEM			1	100%	1
PALM BEACH COUNTY SHERIFF OFFICE			1	100%	1
TREASURE COAST MEDICAL CONCIERGE LLC			1	100%	1
Regency Square			1	100%	1
WEST FLORIDA HOSPITAL LABORATORY			1	100%	1
Manassas Health & Rehab			1	100%	1
UNIVERSITY PLACE NURSING CENTER		1			1
Kroger 359 - The Little Clinic Bellevue		1			1
PRIME CARE FAMILY MEDICINE			1	100%	1
FIRST CARE WALK IN CLINIC LLC			1	100%	1
Smg/North Jersey Hematology & Oncology		1			1
SC-GA2018 SIMPSONVILLE REHABILITATION		1			1
PALMS WEST SURGICENTER		1			1
AHC Dyersburg		1			1
HIGHLANDS CLINICAL LABORATORY			1	100%	1
Dulles Health and Rehab Center		1			1
FASTMED - LAKEWAY			1	100%	1
Indianspring of Oakley		1			1
SUPREME MEDICAL GROUP PLLC			1	100%	1
PHYSICIANS OF CENTRAL FLORIDA			1	100%	1
FREDERICK AVENUE GROUP HOME		1			1
CLAYTON NURSING AND REHABILITATION		1			1
MIAMI-DADE COUNTY HEALTH DEPT.		1			1
SUMMERFIELD PAIN MANAGEMENT			1	100%	1
ST MICHAEL'S ELITE MEDICAL HOSPITAL			1	100%	1
PHYSICIANS ASSOCIATES PA			1	100%	1
BOLLES SCHOOL, THE			1	100%	1
WOOD COUNTY HEALTH DEPARTMENT			1	100%	1
BAYMEADOWS PEDIATRIC CARE		1			1
UF HEALTH EMERGENCY CENTER LABORATORY		1			1
CLINICAL CARE, INC			1	100%	1
MT SINA1 HOSPICE			1	100%	1
BRUSHY CREEK FAMILY HOSPITAL			1	100%	1
UNIVERSITY OF SOUTH FLORIDA			1	100%	1
RESTORE MEDICAL PARTNERS PLLC			1	100%	1

COVID-19: testing by laboratory

Data through Apr 22, 2021 verified as of Apr 23, 2021 at 09:25 AM

Data in this report are provisional and subject to change.

The numbers in the table below represent the number of Florida and non-Florida residents for whom test results were received by the Department of Health. A person can be tested by more than one laboratory and can have both positive and negative results. **Therefore, the sum of the numbers in each column will be larger than the total number of people tested.**

Reporting lab	Inconclusive	Negative	Positive	Percent positive	Total
Niles Nursing and Rehab. Center		1			1
HAVASU REGIONAL MEDICAL CENTER			1	100%	1
NATICK URGENT CARE			1	100%	1
MEDEXPRESS URGENT CARE - PATRICK STREE			1	100%	1
MOUNT SINAI HOSPITAL OF QUEENS			1	100%	1
EAST COAST INSTITUTE FOR RESEARCH LLC			1	100%	1
CARESPOT - MIAMI GARDENS			1	100%	1
UNIVERSITY OF MARYLAND PATHOLOGY ASSOCIATES			1	100%	1
ADVANCE MD CARE			1	100%	1
HENRY FORD HOSPITAL			1	100%	1
Caldwell Care		1			1
UNITED HEALTHCARE			1	100%	1
CULVER CITY URGENT CARE			1	100%	1
Kroger 929 - The Little Clinic Corryville		1			1
CEPERO PEDIATRICS PA			1	100%	1
PRIMARY & URGENT CARE CENTERS			1	100%	1
APOLLOMDX LLC			1	100%	1
BAM INC		1			1
ST. MICHAEL'S ELITE HOSPITAL			1	100%	1
BRETON REHABILITATION & LIVING CENTRE		1			1
PRIME HEALTHCARE SERVICES		1			1
Perham Living			1	100%	1
MCG HOSPITALS AND CLINICS			1	100%	1
PREMIER HEALTH CARE INC			1	100%	1
PERFECT HEALTH URGENT CARE AND MEDICAL		1			1
BEAUMONT REFERENCE LABORATORY			1	100%	1
FIRST CARE OF GAINESVILLE			1	100%	1
MEDEXPRESS URGENT CARE - PINE BLUFF S		1			1
PREMISEHEALTH		1			1
LONG ISLAND MINIMALLY INVASIVE SURGERY		1			1
THE HOSPITALS OF PROVIDENCE EMERGENCY ROOM			1	100%	1
HOSPITAL METROPOLITANO SAN GERMAN			1	100%	1
Sky View Rehabilitation and Health Care Center		1			1
Arbor Springs Health and Rehab		1			1
ROSEN MEDICAL CENTER AT ROSEN COLLEGE CAMPUS			1	100%	1
TMH CANCER CENTER LABORATORY			1	100%	1
PEACE RIVER CENTER CRISIS STABLILIZATION UNIT			1	100%	1
Villages of St.Peters		1			1
PALM COAST DRAW STATION/AMERICAN HEALTH ASSOCIATES		1			1
SANCHEZ CAZAU MEDICAL GROUP			1	100%	1
FLORIDA HEART AND VASCULAR MULTISPECIALTY GROUP PA			1	100%	1
GARDENS AT MAPLEWOOD			1	100%	1
Mountain View Manor			1	100%	1
WMG URGENT CARE WOODSTOCK			1	100%	1
COVENANT HOSPITAL HOBBS D/B/A COVENANT		1			1
BLACK SHEEP MEDICAL			1	100%	1
PUBLIX PHARMACY #1114			1	100%	1

COVID-19: testing by laboratory

Data through Apr 22, 2021 verified as of Apr 23, 2021 at 09:25 AM

Data in this report are provisional and subject to change.

The numbers in the table below represent the number of Florida and non-Florida residents for whom test results were received by the Department of Health. A person can be tested by more than one laboratory and can have both positive and negative results. **Therefore, the sum of the numbers in each column will be larger than the total number of people tested.**

Reporting lab	Inconclusive	Negative	Positive	Percent positive	Total
Holly Hill Healthcare Center			1	100%	1
EAST LANSING OPCO		1			1
Avantara Lake Norden		1			1
PELICAN STATE OUTPATIENT CENTER			1	100%	1
EVEXIA DIAGNOSTICS			1	100%	1
CLEVELAND CLINIC OUTPATIENT LABORATORY			1	100%	1
JACK M MATHENY II MD			1	100%	1
MID-FLORIDA CANCER CENTERS		1			1
Heartland Health Care Center Jacksonville			1	100%	1
HOME AIDE SVC OF EASTERN NY INC D/B/A		1			1
The Carrington		1			1
LAKE REGIONAL HEALTH			1	100%	1
MOSOLF PEDIATRICS PA			1	100%	1
UT HEALTH RGV CLINICAL LABORATORY			1	100%	1
LABONE		1			1
CAREMOUNT MEDICAL PC		1			1
PEDIATRIC PARTNERS OF ZEPHYRHILLS PA			1	100%	1
SHP WESTCHESTER LLC		1			1
VIRGINIA UROLOGY		1			1
BEST CARE COMMUNITY AND FAMILY HEALTH CENTER INC			1	100%	1
SUNSHINE URGENT CARE			1	100%	1
DIGNITY HEALTH GOHEALTH		1			1
DOCTORS MEDICAL CENTER			1	100%	1
HARDIN MEMORIAL HOSPITAL - HEARTLAND PATHOLOGY CONSULTANTS			1	100%	1
NHC Sequatchie		1			1
UNIVERSITY OF BALTIMORE WASHINGTON MEDICAL CENTER			1	100%	1
ARIZA WELLNESS CARE LLC			1	100%	1
PARRISH MEDICAL GROUP			1	100%	1
Kroger 909 - The Little Clinic Hamilton			1	100%	1
Birmingham Nursing and Rehabilitation East LLC		1			1
SOUTHWOOD HEALTHCARE CENTER		1			1
MEDOR/ACC SYNCHRONY			1	100%	1
Elderwood at Lancaster		1			1
GIFFORD MEMORIAL HOSPITAL		1			1
EVERGREEN NURSING HOME		1			1
Florence Home		1			1
VA Tennessee Valley HCS-Nashville Campus			1	100%	1
CAREHERE HUDSON BAY			1	100%	1
CYPRESS VILLAGE REHAB CENTER		1			1
PATHOLOGYT & LAB MEDICINE SERVICES			1	100%	1
CAMBRIDGE HEALTH ALLIANCE			1	100%	1
Luling Living Center		1			1
Sunnybrook Rehabilitation Center			1	100%	1
Kroger 481 - The Little Clinic Houston Levee		1			1
1ST MED DOTHAN			1	100%	1
KANA MEDICAL			1	100%	1
NYU LANGONE AMBULATORY CARE LAKE SUCCE		1			1

COVID-19: testing by laboratory

Data through Apr 22, 2021 verified as of Apr 23, 2021 at 09:25 AM

Data in this report are provisional and subject to change.

The numbers in the table below represent the number of Florida and non-Florida residents for whom test results were received by the Department of Health. A person can be tested by more than one laboratory and can have both positive and negative results. **Therefore, the sum of the numbers in each column will be larger than the total number of people tested.**

Reporting lab	Inconclusive	Negative	Positive	Percent positive	Total
COUNTY OF HAMILTON			1	100%	1
BEAUMONT URGENT CARE		1			1
MOBILE MEDICAL CLINIC			1	100%	1
COSTAMED GRUPO MEDICO			1	100%	1
JOHN D. ARCHBOLD MEMORIAL HOSPITAL			1	100%	1
THE GROVE HEALTH AND REHAB			1	100%	1
PEACE HEALTH FAMILY MEDICINE AT 87TH AVE		1			1
PARK LANE NURSING HOME		1			1
VELOCITY URGENT CARE - CHIMNEY HILL			1	100%	1
DOCTORS MEMORIAL HOSP HOME HEALTH CARE		1			1
NORTH MIAMI BEACH SURGICAL CENTER			1	100%	1
FLORIDA HOSPITAL ORMOND BEACH			1	100%	1
HCR-ManorCare			1	100%	1
SOUTHWOOD NURSING & RETIREMENT CENTER		1			1
STONESPRINGS HOSPITAL CENTER			1	100%	1
UF HEALTH FAMILY MEDICINE-GOODBYS CREEK			1	100%	1
BEAUMONT HOSPITAL, GROSSE POINTE			1	100%	1
PALM BREEZE DIALYSIS			1	100%	1
SEPULVEDA OUTPATIENT AND NURSING HOME CARE			1	100%	1
JUPITER MEDICAL CENTER INC			1	100%	1
Ash Flat Healthcare and Rehabilitation Center			1	100%	1
MDS PHARMA SERVICES		1			1
BAYFRONT HEAL WOUND CARE AND HYPERBARIC CENTER			1	100%	1
TOMAH HEALTH			1	100%	1
ADVANCED URGENT CARE PLLC		1			1
FELD ENTERTAINMENT			1	100%	1
ST MARY'S OF SAGINAW		1			1
METROWEST MEDICAL CENTER - FRAMINGHAM			1	100%	1
CAROLINA BAY HEALTHCARE CTR OF WILMING		1			1
BERKSHIRE MEDICAL CENTER			1	100%	1
Kroger 410 - The Little Clinic Trinity		1			1
Oceanside Health & Rehabilitation Center		1			1
Redwood Springs Healthcare			1	100%	1
WELLSTAR KENNESAW MEDICAL CENTER		1			1
USC VERDUGO HILLS HOSPITAL			1	100%	1
DW MCMILLAN MEMORIAL HOSPITAL LABORATORY			1	100%	1
MERCY - NORTH IOWA			1	100%	1
CARLTON SHORES HEALTH AND REHABILITATION CENTER			1	100%	1
NULL			1	100%	1
BEVERLY ADVANCED PRACTICE NURSING		1			1
BROOKDALE FORT MYERS LAKES PARK			1	100%	1
Brookdale Southside			1	100%	1
MT CARMEL NURSING HOME		1			1
ARNOLD PALMER HOSPITAL LAB POCT		1			1
CVS MA1875POCT ASHLAND			1	100%	1
QUICKCARE HEALTH, INC			1	100%	1
PEACHEALTH LABORATORIES		1			1

COVID-19: testing by laboratory

Data through Apr 22, 2021 verified as of Apr 23, 2021 at 09:25 AM

Data in this report are provisional and subject to change.

The numbers in the table below represent the number of Florida and non-Florida residents for whom test results were received by the Department of Health. A person can be tested by more than one laboratory and can have both positive and negative results. **Therefore, the sum of the numbers in each column will be larger than the total number of people tested.**

Reporting lab	Inconclusive	Negative	Positive	Percent positive	Total
COMMONWEALTH OF VIRGINIA DIVISION OF CONSOLIDATED LABORATORY SERVICES			1	100%	1
INNOVATIVE CARE PARTNERS PLLC			1	100%	1
SANTA CLARA VALLEY MEDICAL CENTER			1	100%	1
SHANDSCAIR FLIGHT PROGRAM			1	100%	1
White Oak Manor - Rock Hill		1			1
FAMILY PHYSICIANS OF WINTER PARK, INC			1	100%	1
MEDEXPRESS-DOVER		1			1
CLUB HEALTH AND REHABILITATION CENTER, THE		1			1
St. Ann Rehabilitation and Nursing Center		1			1
AMERICA'S ER SITE 002 LLC			1	100%	1
NORTHEAST REGIONAL MEDICAL CENTER			1	100%	1
Alaska Domiciliary Care for Homeless Veterans		1			1
AdventHealth Care Center Zephyrhills North			1	100%	1
AFTER HOURS CLINIC			1	100%	1
ENCOMPASS HEALTH REHABILITATION HOSPI		1			1
Miller Health Care Center			1	100%	1
777 URGENT CARE			1	100%	1
CARENOW URGENT CARE-MURFREESBORO			1	100%	1
Alden North Shore			1	100%	1
Heartland of Pittsburgh PA, LLC		1			1
WEST VIRGINIA UNIVERSITY HOSPITALS			1	100%	1
MEDEXPRESS URGENT CARE - RUSSELLVILLE, W MAIN ST		1			1
RCP OF MEMORIAL WEST			1	100%	1
DESERT SPRINGS HOSPITAL			1	100%	1
KROGER 785 - THE LITTLE CLINIC DIXIE HWY		1			1
TANNER CLINIC			1	100%	1
NORWOOD HEALTH CENTER		1			1
MANHATTAN EYE EAR AND THROAT HOSPITAL		1			1
ROCKLEDGE HEALTH & REHABILITATION CENTER			1	100%	1
Erie VAMC		1			1
TENNOVA HEALTHCARE - CLEVELAND			1	100%	1
SELF REGIONAL HEALTHCARE			1	100%	1
Royal Palm Beach Health and Rehab Center			1	100%	1
RESOURCE PATH LLC			1	100%	1
ATRIA TAMARAC			1	100%	1
SAINT LEO UNIVERSITY INCORPORATED			1	100%	1
St. Anthonys Nursing and Rehab			1	100%	1
CHI MEMORIAL HOSPITAL CHATTANOOGA			1	100%	1
ABBOTT LABORATORIES ROSS PRODUCTS			1	100%	1
UF HEALTH THE VILLAGES			1	100%	1
EMORY DECATUR HOSPITAL - EMORY MEDICAL		1			1
Port Orange Nursing And Rehab Center			1	100%	1
BGB SUMMIT MEDICAL GROUP		1			1
CPL INC/BSSC PATHOLOGY		1			1
MEMORIAL HERMANN KATY HOSPITAL			1	100%	1
WESTEX URGENT CARE, PLLC			1	100%	1
SPELMAN COLLEGE DEPT OF HEALTH SERVICE		1			1

COVID-19: testing by laboratory

Data through Apr 22, 2021 verified as of Apr 23, 2021 at 09:25 AM

Data in this report are provisional and subject to change.

The numbers in the table below represent the number of Florida and non-Florida residents for whom test results were received by the Department of Health. A person can be tested by more than one laboratory and can have both positive and negative results. **Therefore, the sum of the numbers in each column will be larger than the total number of people tested.**

Reporting lab	Inconclusive	Negative	Positive	Percent positive	Total
Terrace Glen Village		1			1
CORONA CONCIERGE, LLC		1			1
The Pines at Poughkeepsie Center for Nursing and Rehabilitation		1			1
PATIENT FIRST - FAIRFAX			1	100%	1
CARESOUTH HHA HOLDINGS OF THE TREASURE COAST LLC			1	100%	1
Arch Plaza Nursing and Rehabilitation Center			1	100%	1
			1	100%	1
POMPANO BEACH ARTIFICIAL KIDNEY CENTER			1	100%	1
HYDE PARK MEDICAL CENTER		1			1
ADVENTHEALTH MEDICAL GROUP SENIOR HEALTH AT			1	100%	1
BAYCARE OUTREACH LAB AT NEW TAMPA			1	100%	1
KINGMAN REGIONAL MEDICAL CENTER			1	100%	1
JMJ FAMILY PRACTICE			1	100%	1
GENESIS CARE USA OF FLORIDA, LLC			1	100%	1
Kroger 825 - The Little Clinic Dorothy Lane		1			1
Kroger 447 - The Little Clinic Lebanon		1			1
FAMILY AND INTERNAL MEDICINE ASSOCIATES		1			1
BOULDER COMMUNITY HOSPITAL			1	100%	1
Vi at Aventura		1			1
Kroger 57 - The Little Clinic Jay C Charlestown		1			1
VA Boston HCS-Brockton Division		1			1
NEVADA RURAL HOUSING AUTHORITY			1	100%	1
ADVENTHEALTH MEDICAL GROUP OBSTETRICS AND			1	100%	1
FLORIDA SOUTHERN COLLEGE			1	100%	1
CAREWELL 203			1	100%	1
Florence Nursing and Rehabilitation Center		1			1
TRADITIONAL MEDICINE CENTER			1	100%	1
Pontotoc Health and Rehab		1			1
UCH LAB			1	100%	1
PIEDMONT ATHENS REGIONAL HOSPITAL LAB			1	100%	1
CENTRAL FLORIDA ADULT MEDICINE		1			1
HILLSBORO MEDICAL CENTER MAIN LABORATO		1			1
DIAGNOSTIC GROUP INTEGRATED HEALTHCARE			1	100%	1
CANDLER HOSPITAL			1	100%	1
PHYSICIANS PREMIER ER- CENTRAL AUSTIN			1	100%	1
VALUE DRUG STORES INC		1			1
Oregon Veterans Home The Dalles		1			1
HARDIN HEALTH INC		1			1
UNIVERISTY HOSPITAL			1	100%	1
HEARTLAND OF MARIETTA OH LLC DBA		1			1
DR JAMES D FORBES FAMILY CARE CENTER			1	100%	1
STEPHEN G NELSON MD PA			1	100%	1
UNC HOSPITALS			1	100%	1
TEVAPHARM			1	100%	1
CLEVELAND CLINIC AKRON GENERAL			1	100%	1
SMITH			1	100%	1
SHARP CHULA VISTA MEDICAL CENTER			1	100%	1

COVID-19: testing by laboratory

Data through Apr 22, 2021 verified as of Apr 23, 2021 at 09:25 AM

Data in this report are provisional and subject to change.

The numbers in the table below represent the number of Florida and non-Florida residents for whom test results were received by the Department of Health. A person can be tested by more than one laboratory and can have both positive and negative results. **Therefore, the sum of the numbers in each column will be larger than the total number of people tested.**

Reporting lab	Inconclusive	Negative	Positive	Percent positive	Total
HALEYVILLE HEALTH CARE CENTER		1			1
COMMUNITY MEDICAL CENTER-ORANGE CITY		1			1
JUP Serology SubSection			1	100%	1
ST VINCENTS OUTPATIENT IMAGING		1			1
UNLIMITED MEDICAL SERVICES OF FL PL DBA		1			1
HEALTH AND HOPE CLINIC INC			1	100%	1
Kroger 006 - The Little Clinic Uintah Gardens		1			1
SUNCOAST PRIMARY CARE LLC			1	100%	1
AMERICAN LAB LLC		1			1
DOCTORS AFTER HOURS URGENT CARE CENTER			1	100%	1
FAMILY MEDICAL CLINIC KENDALL LLC			1	100%	1
ATHENS LIMESTONE HOSPITAL		1			1
Walgreens #12695			1	100%	1
CAREMOUNT MEDICAL PC-CARMEL		1			1
Kroger 83 - The Little Clinic Rock Road		1			1
FOCUSED CARE AT ALLENBROOK		1			1
ER NEAR ME HULEN		1			1
UNITYPOINT HEALTH TRINITY			1	100%	1
WEST COAST CLINICAL LABS INC			1	100%	1
NATIONAL INSTITUTES OF HEALTH CLINICAL CENTER			1	100%	1
AUGUSTA HEALTH CLINICAL LABORATORY			1	100%	1
HOUSTON DEPARTMENT OF HEALTH AND HUMAN SERVICES			1	100%	1
WALGREENS # 11165		1			1
ARCADIA DIALYSIS CENTER			1	100%	1
GOOD PEDIATRICS			1	100%	1
Linley Park Rehabilitation & Healthcare Center		1			1
COLUMBIA CREST CARE & RAHAB		1			1
NAVARRO MEDICAL CENTERS LLC			1	100%	1
HHCS PHARMACY INC			1	100%	1
MEDICAL ASSOCIATES OF THE SHOALS		1			1
NORTHCREST PHYSICIAN SERVICES INC		1			1
Cypress Cove Center		1			1
BISHOP KEARNEY		1			1
NOSE AND SINUS INSTITUTE OF BOCA RATON		1			1
HEBER VALLEY HOSPITAL			1	100%	1
Kroger 519 - The Little Clinic Staples Mill Road		1			1
NORTH SHORE MEDICAL CENTER - SALEM HOSPITAL			1	100%	1
REGENTS PARK OF JACKSONVILLE			1	100%	1
ELKHART GENERAL HOSPITAL			1	100%	1
MEMORIALCARE LONG BEACH MEDICAL CENTER			1	100%	1
ASHLEY CLINICAL DIAGNOSTIC LABORATORY			1	100%	1
LABORATORY SERVICES SGHS - CAMDEN		1			1
TAMPA GENERAL MEDICAL GROUP LABORATORY HEALTHPARK			1	100%	1
Schenectady Center for Rehabilitation & Nursing		1			1
CERMAK HEALTH SERVICES			1	100%	1
MEDEXPRESS URGENT CARE - LINDEN		1			1
FOUNDCARE HEALTH			1	100%	1

COVID-19: testing by laboratory

Data through Apr 22, 2021 verified as of Apr 23, 2021 at 09:25 AM

Data in this report are provisional and subject to change.

The numbers in the table below represent the number of Florida and non-Florida residents for whom test results were received by the Department of Health. A person can be tested by more than one laboratory and can have both positive and negative results. **Therefore, the sum of the numbers in each column will be larger than the total number of people tested.**

Reporting lab	Inconclusive	Negative	Positive	Percent positive	Total
Portsmouth Health and Rehab			1	100%	1
CROWNPOINT HEALTHCARE FACILITY		1			1
ADVANCED RESEARCH AND DIAGNOSTIC LABORATORY UNIVERSITY OF MINNESOTA			1	100%	1
NSPIRE HEALTHCARE PLANTATION			1	100%	1
LAMARQUE DIALYSIS			1	100%	1
ABINGTON MEMORIAL HOSPITAL			1	100%	1
LAKE MARY DIALYSIS			1	100%	1
NATION'S BEST CARE HOME HEALTH			1	100%	1
ACCESS TOTAL CARE - PORTLAND			1	100%	1
WELLMED AT LONGWOOD			1	100%	1
FRANKLIN CBOC			1	100%	1
Good Samaritan Society - Mountian Lake		1			1
Mercy Manor Transition Center			1	100%	1
CVS NV9586POCT RENO		1			1
AURORA HEALTH CARE METRO INC			1	100%	1
MOBILE MEDICAL UNIT- SAINT JOSEPH REG		1			1
RINGLING HEALTH CENTER			1	100%	1
PATIENT FIRST-GENERAL BOOTH			1	100%	1
MEDHELP			1	100%	1
COMMUNITY HOSPITALS INDIANAPOLIS			1	100%	1
DAYTONA BEACH DIALYSIS			1	100%	1
FAMILY MEDICAL CENTRE			1	100%	1
UT HEALTH RIO GRANDE VALLEY PRIMARY CARE AT			1	100%	1
MISSOURI DEPT. OF HEALTH			1	100%	1
Long Beach Care Center			1	100%	1
CHATEAU TERREBONNE HEALTH CARE		1			1
REEVES COUNTY HOSPITAL DISTRICT			1	100%	1
THE HEART HOSPITAL BAYLOR PLANO			1	100%	1
PEDIATRIC ASSOCIATES - MIAMI LAKES		1			1
MEDEXPRESS URGENT CARE - CABOT			1	100%	1
GINKGO BIOWORKS INC (CONCENTRIC)		1			1
GARNET HEALTH URGENT CARE		1			1
Avera Sr. James Care Center		1			1
BRADEN CLINIC		1			1
WVU MEDICINE AT SUNCREST TOWNE CENTRE			1	100%	1
BRIGHT HEALTH CLINIC CORP			1	100%	1
APS-SUMMIT CARE PHARMACY, LLC DBA OMNICARE		1			1
ORANGETOWN PEDIATRICS ASSOCIATES		1			1
SUMMIT COUNTY PUBLIC HEALTH DEPARTMENT			1	100%	1
CVS IN6536POCT KOKOMO		1			1
DIRECT PRIMARY CARE OF BURLESON			1	100%	1
WATERS EDGE ELEMENTARY SCHOOL			1	100%	1
MEDICAL CENTER AFFILIATES PALM SPRINGS			1	100%	1
Sage Bluff Health & Rehabilitation Center		1			1
MARQUETTE GENERAL HOSPITAL			1	100%	1
CHIPLEY DIALYSIS			1	100%	1
CVS AZ7855POCT TUCSON		1			1

COVID-19: testing by laboratory

Data through Apr 22, 2021 verified as of Apr 23, 2021 at 09:25 AM

Data in this report are provisional and subject to change.

The numbers in the table below represent the number of Florida and non-Florida residents for whom test results were received by the Department of Health. A person can be tested by more than one laboratory and can have both positive and negative results. **Therefore, the sum of the numbers in each column will be larger than the total number of people tested.**

Reporting lab	Inconclusive	Negative	Positive	Percent positive	Total
VCU HEALTH SYSTEM AUTHORITY - MCV HOSPITALS			1	100%	1
HEART HOSPITAL OF LAFAYETTE: EMERGENCY ROOM			1	100%	1
SWIFTCARE URGENT CARE, PLLC			1	100%	1
Maplewood of Cheshire County		1			1
EAST TENNESSEE STATE UNIVERSITY		1			1
JOSEPH REINA PHARMACY INC DBA JRX PHAR		1			1
COLER REHABILITATION AND NURSING CARE		1			1
MARTIN MEM FAMILY CARE AT ST LUCIE W			1	100%	1
WMC HEALTH GROUP OF KISSIMMEE LLC			1	100%	1
BETHESDA ON TURKEY CREEK			1	100%	1
BRITTNEY WHELIHAN IRWIN ARNP LLC			1	100%	1
MEDEXPRESS URGENT CARE - UNIONTOWN		1			1
CVS AZ3749POCT GOODYEAR		1			1
TRITENN LLC		1			1
Baypoint Healthcare Center			1	100%	1
BRANKO D PEJIC MD FAMILY PRACTICE			1	100%	1
Total	103,448	19,306,901	2,837,202	13%	22,247,551