

COVID-19: summary of cases and monitoring

Data through Apr 25, 2021 verified as of Apr 26, 2021 at 09:25 AM

Data in this report are provisional and subject to change.

Cases: people with positive PCR or antigen test result		Cases: people with positive PCR or antigen test result	
Total cases		Risk factors for Florida residents	
Florida residents	2,212,097	Traveled	17,322
Non-Florida residents	2,170,655	Contact with a known case	863,325
	41,442	Traveled and contact with a known case	23,687
Type of testing		Neither	1,266,321
Florida residents	2,170,655	No travel and no contact	260,176
Positive by BPHL/CDC	79,081	Travel is unknown	718,480
Positive by commercial/hospital lab	2,091,574	Contact is unknown	480,113
PCR positive	1,735,699	Contact is pending	457,646
Antigen positive	434,956		
Non-Florida residents	41,442	Travel can be unknown and contact can be unknown or pending for the same case, these numbers will sum to more than the "neither" total.	
Positive by BPHL/CDC	979		
Positive by commercial/hospital lab	40,463		
PCR positive	28,166		
Antigen positive	13,276		
Characteristics			
Florida residents hospitalized	89,534		
Florida resident deaths	34,912		
Non-Florida resident deaths	688		
Hospitalized counts include anyone who was hospitalized at some point during their illness. It does not reflect the number of people currently hospitalized.			
More information on deaths identified through death certificate data is available on the National Center for Health Statistics website at www.cdc.gov/nchs/nvss/vsrr/COVID19/index.htm .			

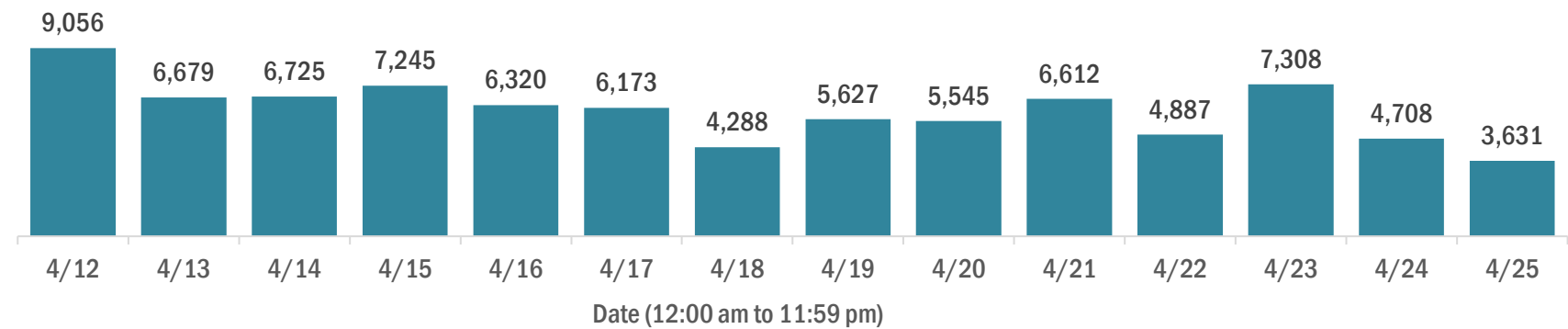
COVID-19: summary of laboratory testing

Data through Apr 25, 2021 verified as of Apr 26, 2021 at 09:25 AM

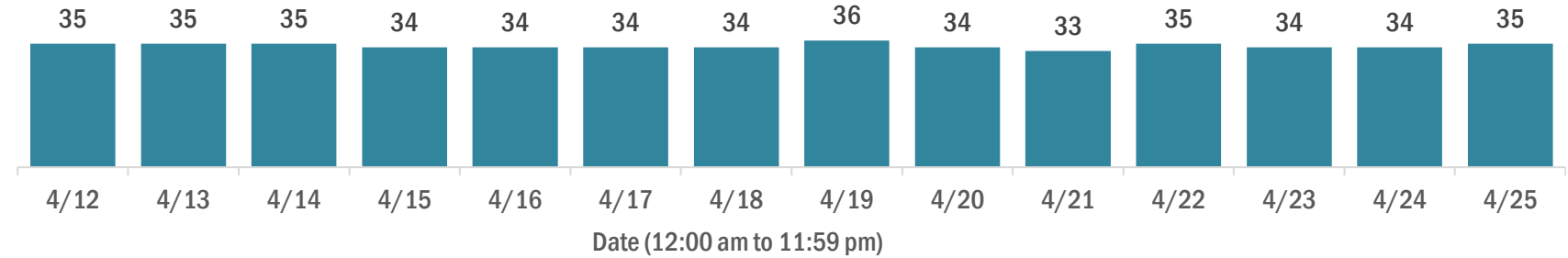
Data in this report are provisional and subject to change.

Cases in Florida residents per day for the past 2 weeks

Number of cases per day



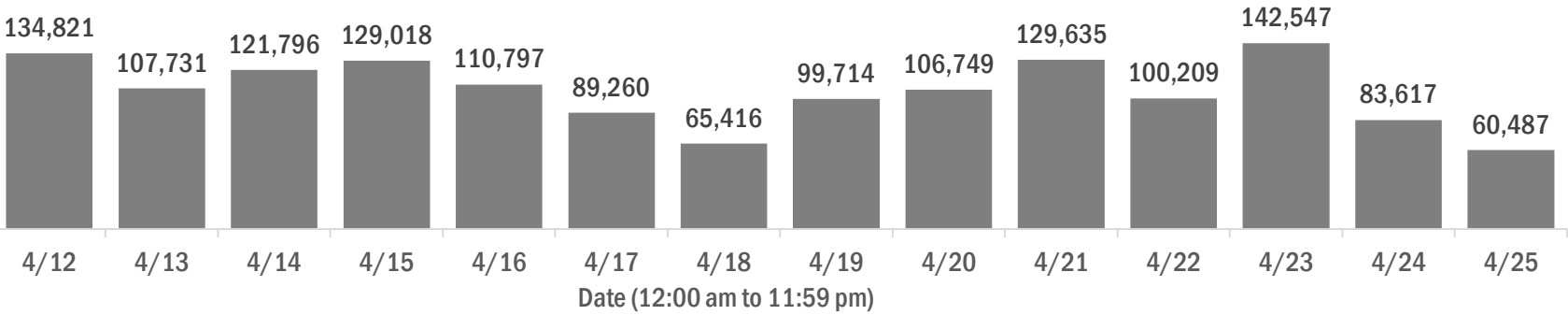
Median age of cases by day



Laboratory testing for Florida residents over the past 2 weeks

Number of Florida residents tested per day

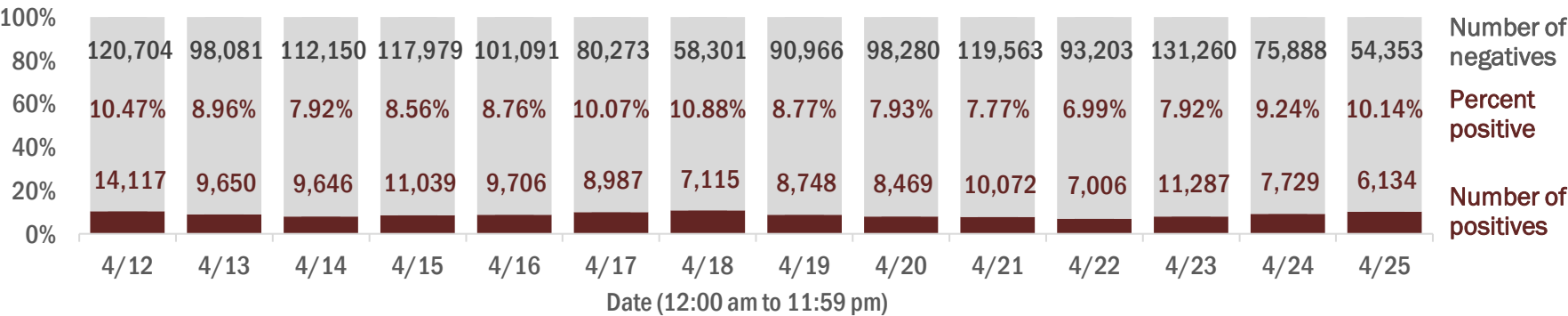
These counts include the number of people for whom the Department received PCR or antigen laboratory results by day. People tested on multiple days will be included for each day a new result was received. A person is only counted once for each day they are tested, regardless of whether multiple specimens are tested or multiple results are received.



Number and percent of Florida residents with positive test results

The percent of positive results ranged from 6.99% to 10.88% over the past 2 weeks and was 10.14% yesterday.

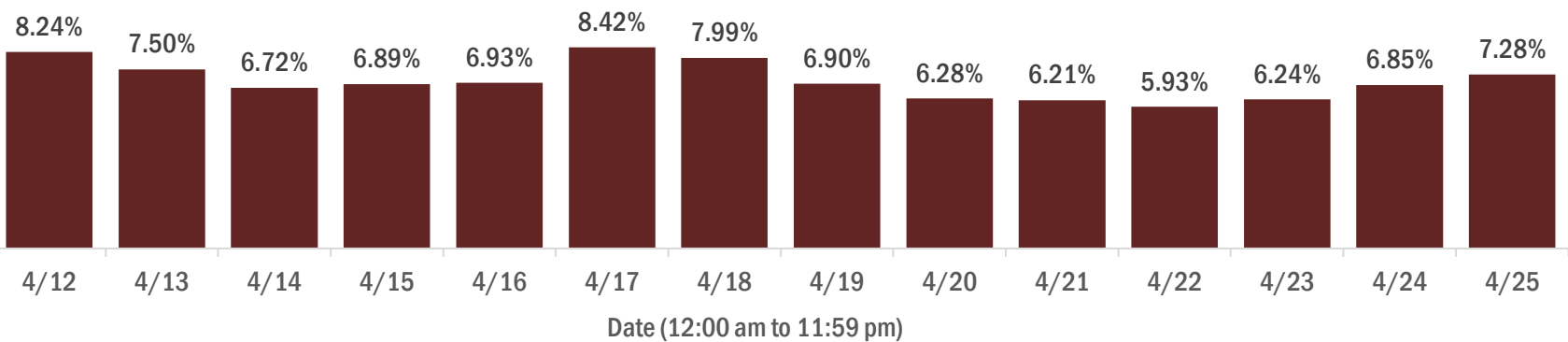
These counts include the number of people for whom the Department received PCR or antigen laboratory results by day. People tested on multiple days will be included for each day a new result was received. A person is only counted once for each day they are tested, regardless of whether multiple specimens are tested or multiple results are received. If a person has a positive specimen and a negative specimen in the same day, only the positive result is counted.



Percent positivity for new cases in Florida residents

The percent of positive results ranged from 5.93% to 8.42% over the past 2 weeks and was 7.28% yesterday.

This percent is the number of people who test PCR- or antigen-positive for the first time divided by all the people tested that day, excluding people who have previously tested positive.



COVID-19: characteristics of 2,170,655 Florida resident cases

Data through Apr 25, 2021 verified as of Apr 26, 2021 at 09:25 AM

Data in this report are provisional and subject to change.

Age group	Cases		Hospitalizations		Deaths	
0-4 years	45,696	2%	607	1%	1	0%
5-14 years	142,719	7%	598	1%	5	0%
15-24 years	338,528	16%	2,262	3%	46	0%
25-34 years	380,892	18%	4,407	5%	199	1%
35-44 years	338,562	16%	6,591	7%	545	2%
45-54 years	329,899	15%	10,221	11%	1,373	4%
55-64 years	282,918	13%	15,375	17%	3,853	11%
65-74 years	171,740	8%	18,604	21%	7,451	21%
75-84 years	94,303	4%	18,527	21%	10,556	30%
85+ years	43,883	2%	12,333	14%	10,883	31%
Unknown	1,515	0%	9	0%	0	0%
Total	2,170,655		89,534		34,912	

Gender	Cases	
Female	1,134,840	52%
Male	1,017,302	47%
Unknown	18,513	1%
Total	2,170,655	

Ethnicity	Cases		Hospitalizations		Deaths	
Hispanic	704,576	32%	22,834	26%	8,205	24%
Non-Hispanic	1,059,529	49%	62,583	70%	24,494	70%
Unknown	406,550	19%	4,117	5%	2,213	6%
Total	2,170,655		89,534		34,912	

Race and ethnicity	Cases		Hospitalizations		Deaths	
White	1,236,136	57%	58,804	66%	25,591	73%
Hispanic	469,311	22%	16,369	18%	6,575	19%
Non-Hispanic	677,297	31%	40,701	45%	17,903	51%
Unknown	89,528	4%	1,734	2%	1,113	3%
Black	285,988	13%	18,600	21%	5,617	16%
Hispanic	17,101	1%	798	1%	238	1%
Non-Hispanic	246,843	11%	17,435	19%	5,199	15%
Unknown	22,044	1%	367	0%	180	1%
Other race	336,954	16%	9,806	11%	2,732	8%
Hispanic	169,134	8%	5,184	6%	1,218	3%
Non-Hispanic	115,663	5%	4,172	5%	1,285	4%
Unknown	52,157	2%	450	1%	229	1%
Unknown race	311,577	14%	2,324	3%	972	3%
Hispanic	49,030	2%	483	1%	174	0%
Non-Hispanic	19,726	1%	275	0%	107	0%
Unknown	242,821	11%	1,566	2%	691	2%
Total	2,170,655		89,534		34,912	

Hospitalization counts include anyone who was hospitalized at some point during their illness. It does not reflect the number of people currently hospitalized. **Other race** includes any person with a race of American Indian/Alaskan native, Asian, native Hawaiian/Pacific Islander, or other.

COVID-19: deaths in Florida residents and staff of long-term care facilities

Data through Apr 25, 2021 verified as of Apr 26, 2021 at 09:25 AM

Data in this report are provisional and subject to change.

For current cases in residents or staff of long-term care facilities, please visit: <https://floridahealthcovid19.gov/>

CountyDeaths				CountyDeaths				CountyDeaths			
Palm Beach	1067		9%	Okaloosa	165		1%	Madison	20		0%
Dade	1014		9%	Hernando	162		1%	Flagler	19		0%
Pinellas	896		8%	Osceola	143		1%	Calhoun	18		0%
Broward	685		6%	Charlotte	136		1%	Gulf	17		0%
Hillsborough	579		5%	Indian River	122		1%	Wakulla	16		0%
Duval	440		4%	Clay	121		1%	Bradford	14		0%
Polk	432		4%	Leon	100		1%	Washington	13		0%
Brevard	407		4%	Highlands	92		1%	Baker	12		0%
Orange	404		4%	Bay	91		1%	Holmes	12		0%
Sarasota	399		4%	Jackson	87		1%	Jefferson	12		0%
Lee	345		3%	St. Johns	86		1%	Gadsden	10		0%
Marion	330		3%	Santa Rosa	82		1%	Franklin	9		0%
Volusia	298		3%	Alachua	80		1%	Lafayette	8		0%
Escambia	281		2%	Suwannee	60		1%	Levy	7		0%
St. Lucie	246		2%	Columbia	51		0%	Desoto	6		0%
Seminole	232		2%	Putnam	44		0%	Dixie	5		0%
Lake	227		2%	Sumter	44		0%	Monroe	5		0%
Pasco	225		2%	Nassau	34		0%	Taylor	3		0%
Manatee	193		2%	Walton	30		0%	Hardee	2		0%
Collier	192		2%	Hendry	29		0%	Hamilton	1		0%
Citrus	177		2%	Okeechobee	24		0%	Liberty	1		0%
Martin	171		2%	Gilchrist	21		0%	Total	11,254		

Note: cases are summarized by the county of usual residence. Residents and staff may be cases associated with facilities that are not in their county of usual residence, resulting in cases being included below for counties that do not have facilities with known cases.

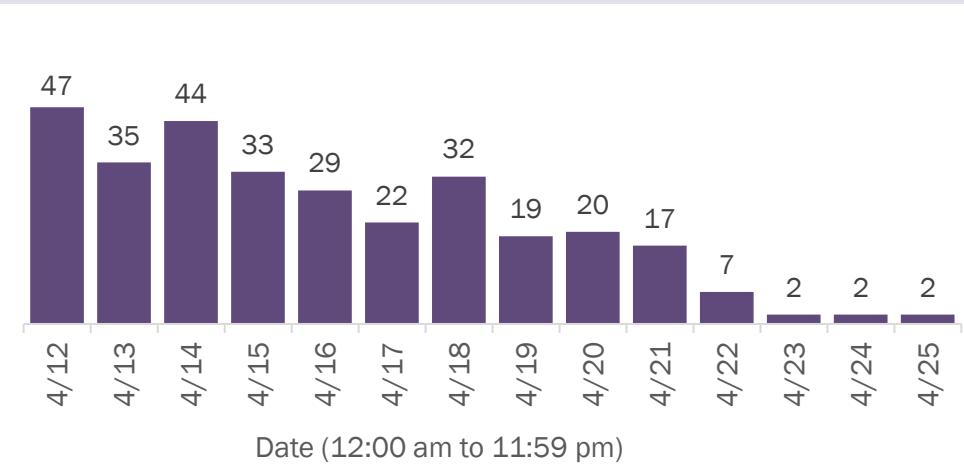
COVID-19: cases in Florida residents who have died

Data through Apr 25, 2021 verified as of Apr 26, 2021 at 09:25 AM

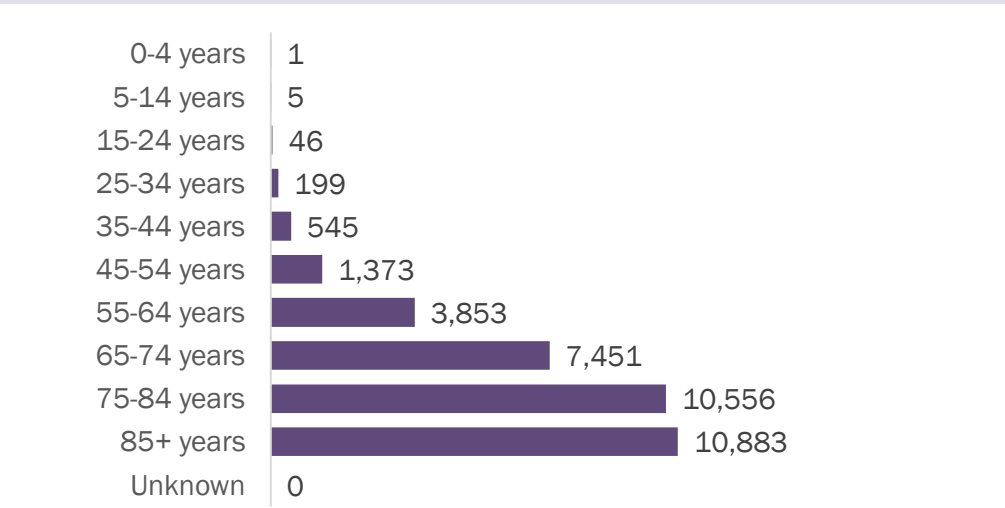
Data in this report are provisional and subject to change.

Demographics for all identified COVID-19 deaths: 34,912

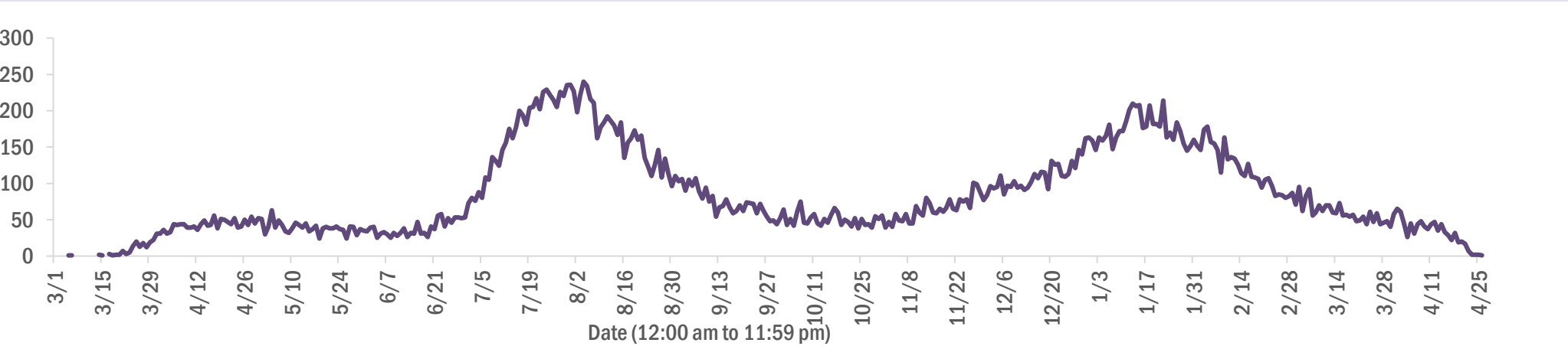
Deaths by date of death for the past 2 weeks



Deaths by age group



Deaths by date of death since March 2020



Age group	Deaths	Cases	Case fatality rate	Mortality rate per 100,000 population
0-4 years	1	45,696	0.0%	0.1
5-14 years	5	142,719	0.0%	0.2
15-24 years	46	338,528	0.0%	1.8
25-34 years	199	380,892	0.1%	7.0
35-44 years	545	338,562	0.2%	20.9
45-54 years	1,373	329,899	0.4%	49.3
55-64 years	3,853	282,918	1.4%	133.2
65-74 years	7,451	171,740	4.3%	307.0
75-84 years	10,556	94,303	11.2%	751.7
85+ years	10,883	43,883	24.8%	1884.4
Unknown	0	1,515	0.0%	
Total	34,912	2,170,655	1.6%	161.6

Race	Deaths	Cases	Case fatality rate	Mortality rate per 100,000 population
White	25,591	1,236,136	2.1%	153.3
Black	5,617	285,988	2.0%	153.6
Other	2,732	336,954	0.8%	219.6
Unknown	972	311,577	0.3%	
Total	34,912	2,170,655	1.6%	161.6

Gender	Deaths	Cases	Case fatality rate	Mortality rate per 100,000 population
Female	15,324	1,134,840	1.4%	138.8
Male	19,588	1,017,302	1.9%	185.5
Unknown	0	18,513	0.0%	
Total	34,912	2,170,655	1.6%	161.6

Ethnicity	Deaths	Cases	Case fatality rate	Mortality rate per 100,000 population
Hispanic	8,205	704,576	1.2%	144.5
Non-Hispanic	24,494	1,059,529	2.3%	153.8
Unknown	2,213	406,550	0.5%	
Total	34,912	2,170,655	1.6%	161.6

COVID-19: characteristics of 2,170,655 cases

Data through Apr 25, 2021 verified as of Apr 26, 2021 at 09:25 AM

Data in this report are provisional and subject to change.

Tables below include cases in Florida residents and non-Florida residents.

All 67 Florida counties have cases:

County	FL resident cases		Non-FL resident cases	Total cases	FL resident deaths	FL death rate
Dade	473,171	<div></div> 22%	6,255	479,426	6,125	1.3%
Broward	230,827	<div></div> 11%	2,797	233,624	2,868	1.2%
Palm Beach	139,203	<div></div> 6%	2,544	141,747	2,751	2.0%
Orange	132,689	<div></div> 6%	2,088	134,777	1,238	0.9%
Hillsborough	132,290	<div></div> 6%	1,139	133,429	1,682	1.3%
Duval	95,005	<div></div> 4%	1,582	96,587	1,372	1.4%
Pinellas	76,177	<div></div> 4%	1,907	78,084	1,596	2.1%
Lee	66,089	<div></div> 3%	2,271	68,360	955	1.4%
Polk	66,218	<div></div> 3%	474	66,692	1,297	2.0%
Osceola	42,712	<div></div> 2%	771	43,483	499	1.2%
Volusia	41,541	<div></div> 2%	751	42,292	780	1.9%
Brevard	39,722	<div></div> 2%	710	40,432	853	2.1%
Pasco	39,826	<div></div> 2%	342	40,168	735	1.8%
Manatee	36,830	<div></div> 2%	869	37,699	660	1.8%
Escambia	32,085	<div></div> 1%	3,670	35,755	675	2.1%
Collier	33,620	<div></div> 2%	1,328	34,948	517	1.5%
Seminole	33,006	<div></div> 2%	249	33,255	486	1.5%
Sarasota	30,563	<div></div> 1%	1,552	32,115	807	2.6%
Leon	30,345	<div></div> 1%	911	31,256	312	1.0%
Marion	30,321	<div></div> 1%	158	30,479	948	3.1%
Lake	28,448	<div></div> 1%	501	28,949	623	2.2%
St. Lucie	25,551	<div></div> 1%	190	25,741	621	2.4%
Alachua	24,186	<div></div> 1%	296	24,482	273	1.1%
St. Johns	21,946	<div></div> 1%	308	22,254	208	0.9%
Okaloosa	20,080	<div></div> 1%	225	20,305	360	1.8%
Bay	19,133	<div></div> 1%	784	19,917	382	2.0%
Clay	18,229	<div></div> 1%	52	18,281	336	1.8%
Santa Rosa	17,840	<div></div> 1%	247	18,087	284	1.6%
Hernando	13,443	<div></div> 1%	104	13,547	462	3.4%
Charlotte	12,375	<div></div> 1%	212	12,587	411	3.3%
Indian River	12,230	<div></div> 1%	110	12,340	293	2.4%
Martin	11,870	<div></div> 1%	231	12,101	313	2.6%
Citrus	10,789	<div></div> 0%	97	10,886	438	4.1%
Sumter	9,102	<div></div> 0%	106	9,208	273	3.0%
Highlands	8,260	<div></div> 0%	92	8,352	342	4.1%

County	FL resident cases		Non-FL resident cases	Total cases	FL resident deaths	FL death rate
Nassau	7,802	<div></div> 0%	440	8,242	124	1.6%
Columbia	8,013	<div></div> 0%	44	8,057	167	2.1%
Walton	6,850	<div></div> 0%	857	7,707	87	1.3%
Flagler	7,051	<div></div> 0%	97	7,148	113	1.6%
Monroe	6,447	<div></div> 0%	395	6,842	49	0.8%
Putnam	6,362	<div></div> 0%	22	6,384	143	2.2%
Jackson	6,077	<div></div> 0%	67	6,144	156	2.6%
Gadsden	5,604	<div></div> 0%	17	5,621	93	1.7%
Suwannee	5,283	<div></div> 0%	29	5,312	137	2.6%
Hendry	4,640	<div></div> 0%	17	4,657	81	1.7%
Desoto	4,237	<div></div> 0%	27	4,264	92	2.2%
Okeechobee	3,889	<div></div> 0%	53	3,942	88	2.3%
Unknown	308	<div></div> 0%	3,186	3,494	0	0.0%
Baker	3,450	<div></div> 0%	18	3,468	60	1.7%
Wakulla	3,371	<div></div> 0%	14	3,385	54	1.6%
Levy	3,364	<div></div> 0%	8	3,372	51	1.5%
Hardee	3,065	<div></div> 0%	15	3,080	42	1.4%
Bradford	2,966	<div></div> 0%	13	2,979	56	1.9%
Washington	2,690	<div></div> 0%	21	2,711	51	1.9%
Taylor	2,705	<div></div> 0%	5	2,710	45	1.7%
Holmes	2,201	<div></div> 0%	33	2,234	49	2.2%
Madison	2,022	<div></div> 0%	26	2,048	45	2.2%
Gulf	1,924	<div></div> 0%	23	1,947	43	2.2%
Union	1,807	<div></div> 0%	1	1,808	71	3.9%
Calhoun	1,683	<div></div> 0%	3	1,686	43	2.6%
Hamilton	1,601	<div></div> 0%	20	1,621	25	1.6%
Lafayette	1,613	<div></div> 0%	0	1,613	26	1.6%
Dixie	1,588	<div></div> 0%	3	1,591	24	1.5%
Gilchrist	1,584	<div></div> 0%	5	1,589	43	2.7%
Jefferson	1,452	<div></div> 0%	22	1,474	27	1.9%
Franklin	1,276	<div></div> 0%	33	1,309	17	1.3%
Liberty	1,064	<div></div> 0%	1	1,065	16	1.5%
Glades	944	<div></div> 0%	4	948	19	2.0%
Total	2,170,655		41,442	2,212,097	34,912	1.6%

COVID-19: characteristics of 2,170,655 Florida resident cases

Data through Apr 25, 2021 verified as of Apr 26, 2021 at 09:25 AM

Data in this report are provisional and subject to change.

The table below includes the cities and counties of residence for cases in Florida residents based on the patient's ZIP Code. Note that city is not always received as part of the initial notification and may be missing while the case is being investigated.

City and county	Cases
Miami, Dade	274,459
Orlando, Orange	98,423
Jacksonville, Duval	89,314
Tampa, Hillsborough	76,962
Hialeah, Dade	66,174
Fort Lauderdale, Broward	49,026
Hollywood, Broward	43,795
West Palm Beach, Palm Beach	33,946
Kissimmee, Osceola	32,866
Tallahassee, Leon	29,313
Homestead, Dade	28,961
Naples, Collier	28,424
Saint Petersburg, Pinellas	27,806
Pensacola, Escambia	26,750
Fort Myers, Lee	25,537
Bradenton, Manatee	23,975
Boca Raton, Palm Beach	23,861
Lakeland, Polk	22,904
Ocala, Marion	22,277
Pompano Beach, Broward	21,750
Gainesville, Alachua	19,239
Sarasota, Sarasota	18,887
Port Saint Lucie, St. Lucie	17,012
Cape Coral, Lee	16,999
Lake Worth, Palm Beach	16,706
Miami Beach, Dade	15,656
Miramar, Broward	15,006
Clearwater, Pinellas	14,952
Coral Springs, Broward	13,679
Boynton Beach, Palm Beach	13,524
Doral, Dade	13,434
Miami Gardens, Dade	12,724
Panama City, Bay	12,128
Saint Augustine, St. Johns	11,763
Melbourne, Brevard	11,362
Winter Haven, Polk	11,131
Lehigh Acres, Lee	10,808
Delray Beach, Palm Beach	10,391
Davie, Broward	10,321
Riverview, Hillsborough	10,214
Vero Beach, Indian River	9,414
Palm Bay, Brevard	9,292
New Port Richey, Pasco	9,210
Sunrise, Broward	9,047
Milton, Santa Rosa	8,631
Saint Cloud, Osceola	8,549
Fort Pierce, St. Lucie	8,366
Coral Gables, Dade	8,313
Largo, Pinellas	8,299
Daytona Beach, Volusia	8,275
Apopka, Orange	8,133
Plantation, Broward	8,127
Spring Hill, Hernando	8,080
North Miami Beach, Dade	7,930
Davenport, Polk	7,828
Clermont, Lake	7,744
Brandon, Hillsborough	7,669
Sanford, Seminole	7,422
Orange Park, Clay	7,395

COVID-19: characteristics of 2,170,655 Florida resident cases

Data through Apr 25, 2021 verified as of Apr 26, 2021 at 09:25 AM

Data in this report are provisional and subject to change.

The table below includes the cities and counties of residence for cases in Florida residents based on the patient's ZIP Code. Note that city is not always received as part of the initial notification and may be missing while the case is being investigated.

City and county	Cases
Deltona, Volusia	7,306
Lake City, Columbia	7,285
Weston, Broward	7,231
Jupiter, Palm Beach	7,190
Plant City, Hillsborough	7,112
Deerfield Beach, Broward	6,750
Winter Garden, Orange	6,505
Tamarac, Broward	6,216
Port Charlotte, Charlotte	6,049
Palm Coast, Flagler	5,938
Wesley Chapel, Pasco	5,903
Coconut Creek, Broward	5,837
Margate, Broward	5,686
Stuart, Martin	5,635
Land O Lakes, Pasco	5,571
Palm Beach Gardens, Palm Beach	5,564
Fort Walton Beach, Okaloosa	5,545
Deland, Volusia	5,485
Oviedo, Seminole	5,374
Wellington, Palm Beach	5,363
Palm Harbor, Pinellas	5,357
Crestview, Okaloosa	5,350
Winter Park, Orange	5,349
Palmetto, Manatee	5,270
Altamonte Springs, Seminole	4,994
Lutz, Hillsborough	4,969
Port Orange, Volusia	4,899
Opa Locka, Dade	4,772
Valrico, Hillsborough	4,717
Haines City, Polk	4,680
Miami Lakes, Dade	4,679
North Port, Sarasota	4,631
Brooksville, Hernando	4,601
Venice, Sarasota	4,591
Pembroke Pines, Broward	4,538
Middleburg, Clay	4,536
Hallandale, Broward	4,531
Sebring, Highlands	4,471
Punta Gorda, Charlotte	4,443
Leesburg, Lake	4,344
Ocoee, Orange	4,334
The Villages, Sumter	4,233
Seminole, Pinellas	4,175
Zephyrhills, Pasco	4,163
Saint Johns, St. Johns	4,154
Ormond Beach, Volusia	4,147
Arcadia, Desoto	4,126
Live Oak, Suwannee	4,093
Bonita Springs, Lee	4,080
Pinellas Park, Pinellas	3,966
Okeechobee, Okeechobee	3,875
Longwood, Seminole	3,834
North Lauderdale, Broward	3,814
Windermere, Orange	3,784
North Miami, Dade	3,778
Navarre, Santa Rosa	3,731
Ruskin, Hillsborough	3,720
Immokalee, Collier	3,699
Cocoa, Brevard	3,689

COVID-19: characteristics of 2,170,655 Florida resident cases

Data through Apr 25, 2021 verified as of Apr 26, 2021 at 09:25 AM

Data in this report are provisional and subject to change.

The table below includes the cities and counties of residence for cases in Florida residents based on the patient's ZIP Code. Note that city is not always received as part of the initial notification and may be missing while the case is being investigated.

City and county	Cases
Casselberry, Seminole	3,465
Niceville, Okaloosa	3,346
Gulf Breeze, Santa Rosa	3,336
Port Richey, Pasco	3,298
Titusville, Brevard	3,273
Hudson, Pasco	3,264
Lake Worth Beach, Palm Beach	3,251
Cantonment, Escambia	3,207
Key West, Monroe	3,200
Panama City Beach, Bay	3,170
Dade City, Pasco	3,138
Winter Springs, Seminole	3,116
Jacksonville Beach, Duval	3,103
North Fort Myers, Lee	3,097
Oakland Park, Broward	3,074
Bartow, Polk	3,059
Aventura, Dade	3,050
Crawfordville, Wakulla	3,028
Lake Mary, Seminole	3,019
New Smyrna Beach, Volusia	2,988
Quincy, Gadsden	2,975
Kissimmee, Polk	2,951
Palatka, Putnam	2,931
Auburndale, Polk	2,925
Lake Wales, Polk	2,855
Green Cove Springs, Clay	2,844
Merritt Island, Brevard	2,821
Fernandina Beach, Nassau	2,793
Tarpon Springs, Pinellas	2,778
Cutler Ridge, Dade	2,758
Ponte Vedra Beach, St. Johns	2,733
Parkland, Broward	2,702
Inverness, Citrus	2,590
Perry, Taylor	2,536
Loxahatchee, Palm Beach	2,531
Eustis, Lake	2,529
Belle Glade, Palm Beach	2,528
Cooper City, Broward	2,519
Wimauma, Hillsborough	2,518
Lynn Haven, Bay	2,513
Holiday, Pasco	2,484
Royal Palm Beach, Palm Beach	2,450
Dunedin, Pinellas	2,443
Estero, Lee	2,440
Marianna, Jackson	2,424
Clewiston, Hendry	2,406
Santa Rosa Beach, Walton	2,403
Fleming Island, Clay	2,390
Sarasota, Manatee	2,349
Key Biscayne, Dade	2,340
Parrish, Manatee	2,283
Rockledge, Brevard	2,267
Odessa, Hillsborough	2,234
Riviera Beach, Palm Beach	2,205
Defuniak Springs, Walton	2,153
Seffner, Hillsborough	2,145
Palm City, Martin	2,132
Mount Dora, Lake	2,123
Mulberry, Polk	2,105

COVID-19: characteristics of 2,170,655 Florida resident cases

Data through Apr 25, 2021 verified as of Apr 26, 2021 at 09:25 AM

Data in this report are provisional and subject to change.

The table below includes the cities and counties of residence for cases in Florida residents based on the patient's ZIP Code. Note that city is not always received as part of the initial notification and may be missing while the case is being investigated.

City and county	Cases
Avon Park, Highlands	2,101
Chipley, Washington	2,090
Labelle, Hendry	2,082
Destin, Okaloosa	2,063
Tavares, Lake	2,011
Starke, Bradford	2,006
Groveland, Lake	1,990
Lithia, Hillsborough	1,959
Pinecrest, Dade	1,923
Orange City, Volusia	1,920
Summerfield, Marion	1,899
Maitland, Orange	1,889
Yulee, Nassau	1,859
Wauchula, Hardee	1,821
Palmetto Bay, Dade	1,780
Sebastian, Indian River	1,759
Dania, Broward	1,695
Macclenny, Baker	1,692
Lady Lake, Lake	1,689
Homosassa, Citrus	1,679
Callahan, Nassau	1,675
Ponte Vedra, St. Johns	1,644
Missing, Dade	1,631
Carol City, Dade	1,627
Edgewater, Volusia	1,614
Crystal River, Citrus	1,610
Mayo, Lafayette	1,582
Coconut Grove, Dade	1,575
Bonifay, Holmes	1,572
Oldsmar, Pinellas	1,569
Gibsonton, Hillsborough	1,568
Lake Placid, Highlands	1,547
Dover, Hillsborough	1,525
Apollo Beach, Hillsborough	1,518
Hobe Sound, Martin	1,513
Florida City, Dade	1,494
Crossings, Dade	1,490
Debary, Volusia	1,484
Pace, Santa Rosa	1,464
Palm Springs, Palm Beach	1,457
Sun City Center, Hillsborough	1,443
Atlantic Beach, Duval	1,411
Dunnellon, Marion	1,405
Lake Butler, Union	1,398
Bellevue, Marion	1,350
Madison, Madison	1,343
Biscayne Park, Dade	1,332
Monticello, Jefferson	1,330
Lantana, Palm Beach	1,329
North Palm Beach, Palm Beach	1,328
Alachua, Alachua	1,313
Indiantown, Martin	1,270
Safety Harbor, Pinellas	1,253
South Miami, Dade	1,247
Graceville, Jackson	1,240
Williston, Levy	1,229
Ellenton, Manatee	1,215
Jensen Beach, Martin	1,192
Lecanto, Citrus	1,184

COVID-19: characteristics of 2,170,655 Florida resident cases

Data through Apr 25, 2021 verified as of Apr 26, 2021 at 09:25 AM

Data in this report are provisional and subject to change.

The table below includes the cities and counties of residence for cases in Florida residents based on the patient's ZIP Code. Note that city is not always received as part of the initial notification and may be missing while the case is being investigated.

City and county	Cases
Newberry, Alachua	1,179
Lauderhill, Broward	1,178
Century, Escambia	1,175
Satellite Beach, Brevard	1,171
Beverly Hills, Citrus	1,133
Englewood, Charlotte	1,123
Havana, Gadsden	1,117
El Portal, Dade	1,111
Hilliard, Nassau	1,104
Freeport, Walton	1,096
Trenton, Gilchrist	1,087
Wilton Manors, Broward	1,074
Wildwood, Sumter	1,073
Nokomis, Sarasota	1,059
Blountstown, Calhoun	1,048
Jasper, Hamilton	1,039
Key Largo, Monroe	1,034
Bushnell, Sumter	1,015
Frostproof, Polk	1,007
Keystone Heights, Clay	1,007
Wewahitchka, Gulf	993
Hernando, Citrus	992
Medley, Dade	983
Lauderdale Lakes, Broward	981
Polk City, Polk	971
Sanderson, Baker	957
Mary Esther, Okaloosa	952
Dunnellon, Citrus	945
Fellsmere, Indian River	943
Fisher Island, Dade	923
Shalimar, Okaloosa	922
Everglades National Park, Dade	909
Port Saint Joe, Gulf	900
Minneola, Lake	884
Moore Haven, Glades	882
Marco Island, Collier	882
Spring Hill, Pasco	874
Cocoa Beach, Brevard	869
Chiefland, Levy	869
Coleman, Sumter	851
Pahokee, Palm Beach	843
Trinity, Pasco	840
High Springs, Alachua	840
Thonotosassa, Hillsborough	832
South Bay, Palm Beach	830
Sorrento, Lake	828
Bristol, Liberty	823
Cross City, Dixie	822
Fort Meade, Polk	822
Fruitland Park, Lake	821
Englewood, Sarasota	819
Indialantic, Brevard	803
Glen Saint Mary, Baker	795
Southwest Ranches, Broward	779
Marathon, Monroe	776
Crescent City, Putnam	764
Interlachen, Putnam	753
Miramar Beach, Walton	749
Umatilla, Lake	744

COVID-19: characteristics of 2,170,655 Florida resident cases

Data through Apr 25, 2021 verified as of Apr 26, 2021 at 09:25 AM

Data in this report are provisional and subject to change.

The table below includes the cities and counties of residence for cases in Florida residents based on the patient's ZIP Code. Note that city is not always received as part of the initial notification and may be missing while the case is being investigated.

City and county	Cases
West Melbourne, Brevard	734
Fort Myers Beach, Lee	730
Chattahoochee, Gadsden	728
Lake Alfred, Polk	716
Old Town, Dixie	707
Olympia Heights, Dade	704
Uleta, Dade	701
Bowling Green, Hardee	697
Weeki Wachee, Hernando	689
Jacksonville, St. Johns	688
Lawtey, Bradford	680
Coral, Dade	678
South Daytona, Volusia	672
Silver Springs, Marion	669
Neptune Beach, Duval	664
Fort White, Columbia	663
Surfside, Dade	643
Palm Beach, Palm Beach	637
Belle Isle, Orange	627
Baker, Okaloosa	614
Bronson, Levy	611
Gulfport, Pinellas	610
Clearwater Beach, Pinellas	602
Bunnell, Flagler	594
Mascotte, Lake	584
Rotunda West, Charlotte	567
Sneads, Jackson	563
Jay, Santa Rosa	550
Hawthorne, Alachua	541
Mims, Brevard	540
Myakka City, Manatee	536
Oxford, Sumter	534
Carrabelle, Franklin	525
Cape Canaveral, Brevard	523
Oakland, Orange	521
Tavernier, Monroe	518
Melbourne Beach, Brevard	507
Ocklawaha, Marion	502
Alva, Lee	501
Citra, Marion	501
Sweetwater, Dade	501
Dundee, Polk	501
Cottondale, Jackson	501
Indian Harbour Beach, Brevard	499
Missing, Volusia	497
Molino, Escambia	490
Zolfo Springs, Hardee	489
Flagler Beach, Flagler	488
Bal Harbour, Dade	488
Florida State University, Leon	484
Midway, Gadsden	484
Celebration, Osceola	476
East Palatka, Putnam	469
Youngstown, Bay	469
Webster, Sumter	463
Bell, Gilchrist	456
Altha, Calhoun	448
Branford, Suwannee	437
De Leon Springs, Volusia	424

COVID-19: characteristics of 2,170,655 Florida resident cases

Data through Apr 25, 2021 verified as of Apr 26, 2021 at 09:25 AM

Data in this report are provisional and subject to change.

The table below includes the cities and counties of residence for cases in Florida residents based on the patient's ZIP Code. Note that city is not always received as part of the initial notification and may be missing while the case is being investigated.

City and county	Cases
Apalachicola, Franklin	424
Haverhill, Palm Beach	420
Archer, Alachua	413
West Miami, Dade	411
Eagle Lake, Polk	409
Osprey, Sarasota	408
Missing, Orange	405
Floral City, Citrus	401
Chuluota, Seminole	401
Centerville, Leon	395
Tequesta, Palm Beach	395
Holly Hill, Volusia	384
Lake Park, Palm Beach	382
Hastings, St. Johns	381
Ave Maria, Collier	381
Raiford, Union	374
Grand Ridge, Jackson	371
Pierson, Volusia	366
Grand Island, Lake	363
Montverde, Lake	351
Indian Rocks Beach, Pinellas	339
Gotha, Orange	337
Malabar, Brevard	333
Greenville, Madison	333
Satsuma, Putnam	332
Alafaya, Orange	330
Vernon, Washington	328
Bryceville, Nassau	326
Kenneth City, Pinellas	326
Jennings, Hamilton	318
Malone, Jackson	318
Elkton, St. Johns	317
Sebastian, Brevard	316
Lake Panasoffkee, Sumter	314
Fort Mccoy, Marion	313
Hallandale Beach, Broward	312
Eastpoint, Franklin	308
Reddick, Marion	307
Melrose, Putnam	307
Laurel Hill, Okaloosa	306
Belleair, Pinellas	301
Westville, Holmes	297
San Antonio, Pasco	295
Valparaiso, Okaloosa	294
Anthony, Marion	293
Winter Park, Seminole	293
Lehigh, Lee	292
Geneva, Seminole	292
Greenacres, Palm Beach	291
Morriston, Levy	289
O Brien, Suwannee	287
Greenwood, Jackson	282
Ponce De Leon, Holmes	275
Fern Park, Seminole	268
South Pasadena, Pinellas	266
Kindred, Osceola	261
Inlet Beach, Walton	259
Eglin Air Force Base, Okaloosa	252
Sanibel, Lee	249

COVID-19: characteristics of 2,170,655 Florida resident cases

Data through Apr 25, 2021 verified as of Apr 26, 2021 at 09:25 AM

Data in this report are provisional and subject to change.

The table below includes the cities and counties of residence for cases in Florida residents based on the patient's ZIP Code. Note that city is not always received as part of the initial notification and may be missing while the case is being investigated.

City and county	Cases
Weirsdale, Marion	248
Fountain, Bay	245
University Of Central Fl, Orange	245
Edgewood, Orange	244
White Springs, Hamilton	242
Longboat Key, Manatee	242
Islamorada, Monroe	240
Lee, Madison	237
Southport, Bay	235
Saint James City, Lee	235
Gretna, Gadsden	231
Poinciana, Polk	230
Hosford, Liberty	226
Cutler Bay, Dade	224
Wellborn, Suwannee	222
Astatula, Lake	222
Madeira Beach, Pinellas	221
Lakewood Ranch, Manatee	221
Juno Beach, Palm Beach	217
Holt, Okaloosa	217
Mcdavid, Escambia	212
Howey-In-The-Hills, Lake	211
Babson Park, Polk	206
Holmes Beach, Manatee	206
Micanopy, Alachua	205
Atlantis, Palm Beach	205
Lauderdale By The Sea, Broward	204
Lake Helen, Volusia	204
Bay Harbor Islands, Dade	204
Altoona, Lake	202
Zellwood, Orange	195
Sopchoppy, Wakulla	194
Center Hill, Sumter	193
Mcalpin, Suwannee	192
Azalea Park, Orange	192
Osteen, Volusia	192
Alford, Jackson	188
The Villages, Marion	183
The Villages, Lake	183
Viera, Brevard	182
Odessa, Pasco	180
Hypoluxo, Palm Beach	178
Mangonia Park, Palm Beach	172
Golden Beach, Dade	172
Bokeelia, Lee	170
Summerland Key, Monroe	169
Pomona Park, Putnam	169
Ponce Inlet, Volusia	166
University Of Miami, Dade	166
Missing, Lee	165
Oak Hill, Volusia	164
Grant-Valkaria, Brevard	163
Paisley, Lake	161
Lutz, Pasco	161
Caryville, Washington	161
Sumterville, Sumter	158
Rocky Point, Hillsborough	158
Bay Lake, Orange	157
University Of Fl, Alachua	156

COVID-19: characteristics of 2,170,655 Florida resident cases

Data through Apr 25, 2021 verified as of Apr 26, 2021 at 09:25 AM

Data in this report are provisional and subject to change.

The table below includes the cities and counties of residence for cases in Florida residents based on the patient's ZIP Code. Note that city is not always received as part of the initial notification and may be missing while the case is being investigated.

City and county	Cases
Lockhart, Orange	156
Citrus Springs, Citrus	150
Big Pine Key, Monroe	149
Hiawassee, Orange	147
Hollister, Putnam	147
San Mateo, Putnam	146
Carrollwood, Hillsborough	145
Lady Lake, Sumter	144
Inglis, Levy	144
Christmas, Orange	142
Clair-Mel City, Hillsborough	139
Cloud Lake, Palm Beach	134
West Park, Broward	134
Lake Hamilton, Polk	133
Clarksville, Calhoun	132
Baldwin, Duval	132
Apopka, Seminole	130
Kendall, Dade	129
Missing, St. Johns	129
Hampton, Bradford	128
Buena Ventura Lakes, Osceola	127
Steinhatchee, Taylor	126
Placida, Charlotte	124
Matlacha, Lee	123
Belleair Beach, Pinellas	123
Missing, Pinellas	122
University Of Central Florida, Orange	122
Harmony, Osceola	120
Tierra Verde, Pinellas	119
Lighthouse Point, Broward	118
Seville, Volusia	117
Temple Terrace, Hillsborough	117
Missing, Sumter	116
City Of Sunrise, Broward	114
Dania Beach, Broward	112
Callaway, Bay	112
Cedar Key, Levy	111
Barry University, Dade	111
Saint Leo, Pasco	111
Dinsmore, Duval	111
Astor, Lake	109
Sunny Isles Beach, Dade	108
Bradenton Beach, Manatee	108
Hurlburt Field, Okaloosa	108
Panacea, Wakulla	107
Princeton, Dade	104
Canal Point, Palm Beach	103
Brooker, Bradford	103
Lamont, Jefferson	103
Fruit Cove, St. Johns	101
Florahome, Putnam	101
Barefoot Bay, Brevard	101
Florida Gulf Coast Univ, Lee	99
South Fort Myers, Lee	98
Tyndall Air Force Base, Bay	98
Waldo, Alachua	98
Kathleen, Polk	97
University Of South Florida, Hillsborough	96
Bascom, Jackson	96

COVID-19: characteristics of 2,170,655 Florida resident cases

Data through Apr 25, 2021 verified as of Apr 26, 2021 at 09:25 AM

Data in this report are provisional and subject to change.

The table below includes the cities and counties of residence for cases in Florida residents based on the patient's ZIP Code. Note that city is not always received as part of the initial notification and may be missing while the case is being investigated.

City and county	Cases
Lorida, Highlands	93
Crystal Beach, Pinellas	92
Ocean Ridge, Palm Beach	91
Maitland, Seminole	91
Pinetta, Madison	90
Missing, Lake	90
Fort Denaud, Hendry	88
F M, Lee	87
Saint Pete Beach, Pinellas	87
Missing, St. Lucie	86
Missing, Marion	84
Yalaha, Lake	81
Boca Grande, Lee	81
Welaka, Putnam	78
Patrick Air Force Base, Brevard	78
Eatonville, Orange	78
Palma Ceia, Hillsborough	76
North Venice, Sarasota	74
Avon Park, Polk	73
Campbellton, Jackson	72
Cudjoe Key, Monroe	71
Ochopee, Collier	70
Air Mail Facility, Dade	69
Anna Maria, Manatee	69
Missing, Duval	69
Miami Springs, Dade	66
Reunion, Osceola	66
Greensboro, Gadsden	66
Missing, Palm Beach	65
Northdale, Hillsborough	65
Destin, Walton	65
Stock Island, Monroe	64
Missing, Pasco	64
Georgetown, Putnam	63
Treasure Island, Pinellas	62
North Redington Beach, Pinellas	62
Felda, Hendry	61
Mexico Beach, Bay	60
Wekiwa Springs, Seminole	59
Bonita Beach, Lee	59
Micco, Brevard	58
Orlando, Seminole	58
Bellview, Escambia	58
Duette, Manatee	58
Okahumpka, Lake	57
Ona, Hardee	55
Lake Suzy, Desoto	55
Miromar Lakes, Lee	55
Heathrow, Seminole	54
University Of Tampa, Hillsborough	54
Walnut Hill, Escambia	54
Missing, Santa Rosa	54
Singer Island, Palm Beach	54
Enterprise, Volusia	53
Orlando, Dade	52
Highland City, Polk	51
Terra Ceia, Manatee	50
Salt Springs, Marion	50
Aloma, Orange	50

COVID-19: characteristics of 2,170,655 Florida resident cases

Data through Apr 25, 2021 verified as of Apr 26, 2021 at 09:25 AM

Data in this report are provisional and subject to change.

The table below includes the cities and counties of residence for cases in Florida residents based on the patient's ZIP Code. Note that city is not always received as part of the initial notification and may be missing while the case is being investigated.

City and county	Cases
Green Acres, Palm Beach	50
Town N Country, Hillsborough	50
Palm Beach Shores, Palm Beach	50
Intercession City, Osceola	50
Stetson University, Volusia	48
Bayonet Point, Pasco	47
Cinco Bayou, Okaloosa	47
Eaton Park, Polk	46
Miami, Broward	46
Naranja, Dade	46
Miami, Unknown	46
Missing, Broward	46
Waverly, Polk	46
Ebro, Washington	45
Florida International Univ, Dade	45
Florence Villa, Polk	45
Village Wellington, Palm Beach	45
Kenansville, Osceola	45
Orlando, Osceola	45
Key Colony Beach, Monroe	45
Sewalls Point, Martin	44
Manalapan, Palm Beach	43
Missing, Hillsborough	43
Lacoochee, Pasco	43
Gulf Breeze, Escambia	43
Village Of Wellington, Palm Beach	42
Missing, Seminole	42
North Bay Village, Dade	41
Cortez, Manatee	40
Miami Shores, Dade	40
Saint Johns, Duval	40
Lakeshore, Polk	40
Ridge Manor, Pasco	39
Ponte Vedra, Duval	38
Jupiter, Martin	38
Florida A And M University, Leon	38
Pine Hills, Orange	38
Hialeah Gardens, Dade	38
Pasadena, Pinellas	38
Univ Of FI Student Dorms, Alachua	37
Orlando, Broward	37
Orlando, Volusia	37
Eloise, Polk	37
Bay Pines, Pinellas	37
Bayshore Gardens, Manatee	37
Davenport, Osceola	37
Westlake, Palm Beach	37
Lealman, Pinellas	36
Tice, Lee	36
Highland Beach, Palm Beach	36
Lulu, Columbia	36
Bonaventure, Broward	36
Orlando, Polk	35
Homeland, Polk	35
Siesta Key, Sarasota	34
Palm Shores, Brevard	34
Flemington, Marion	34
Hallandle Beach, Broward	34
Bradley, Polk	34

COVID-19: characteristics of 2,170,655 Florida resident cases

Data through Apr 25, 2021 verified as of Apr 26, 2021 at 09:25 AM

Data in this report are provisional and subject to change.

The table below includes the cities and counties of residence for cases in Florida residents based on the patient's ZIP Code. Note that city is not always received as part of the initial notification and may be missing while the case is being investigated.

City and county	Cases
Sugarloaf Key, Monroe	34
Poinciana, Osceola	34
Venus, Highlands	33
Dowling Park, Suwannee	33
City Of Westlake, Palm Beach	33
Sydney, Hillsborough	32
Wekiva Springs, Seminole	32
Kinard, Calhoun	32
Bagdad, Santa Rosa	32
Alturas, Polk	31
South Palm Beach, Palm Beach	31
Mcintosh, Marion	31
Indian Lake Estates, Polk	31
Nocatee, Desoto	30
Saint Marks, Wakulla	30
Homosassa Springs, Citrus	30
Westchase, Hillsborough	30
Missing, Manatee	29
Chokoloskee, Collier	29
Penney Farms, Clay	29
Bonita Springs, Collier	29
Horseshoe Beach, Dixie	28
Archer, Levy	28
Little Torch Key, Monroe	28
Pembroke Park, Broward	28
Orlando, Hillsborough	28
Balm, Hillsborough	27
New Smyrna, Volusia	27
Pine Castle, Orange	27
Tangerine, Orange	27
Pensacola Beach, Santa Rosa	27
Palmdale, Glades	27
Florida State, Leon	27
Caryville, Holmes	27
Labelle, Glades	26
Long Key, Monroe	26
Redington Shores, Pinellas	26
Missing, Indian River	26
Fort Lauderdale, Dade	26
Missing, Monroe	25
Tioga, Alachua	25
Earleton, Alachua	25
Orange Lake, Marion	25
Hawthorne, Putnam	25
South Miami Heights, Dade	25
Sparr, Marion	25
Paxton, Walton	25
Yankeetown, Levy	25
Missing, Brevard	24
Loughman, Polk	24
Missing, Citrus	24
Wabasso, Indian River	24
Boca Raton, Broward	24
Santa Fe, Alachua	24
Union Park, Orange	24
Missing, Escambia	24
Goulds, Dade	24
Bostwick, Putnam	23
Crystal Springs, Pasco	23

COVID-19: characteristics of 2,170,655 Florida resident cases

Data through Apr 25, 2021 verified as of Apr 26, 2021 at 09:25 AM

Data in this report are provisional and subject to change.

The table below includes the cities and counties of residence for cases in Florida residents based on the patient's ZIP Code. Note that city is not always received as part of the initial notification and may be missing while the case is being investigated.

City and county	Cases
Citrus Ridge, Indian River	22
Champions Gate, Polk	22
Florida Dept Of Corrections, Union	22
Wausau, Washington	22
Plymouth, Orange	22
Laud-By-The-Sea, Broward	22
Missing, Okaloosa	22
Kissimmee, Orange	22
La Crosse, Alachua	22
Mango, Hillsborough	22
Florida International University, Dade	22
Branford, Lafayette	22
Sun City, Hillsborough	21
Perdido Key, Escambia	21
Buckingham, Lee	21
Fort Ogden, Desoto	21
Bonifay, Washington	21
Everglades City, Collier	21
Candler, Marion	20
Hollywood, Dade	20
Golden Oak, Orange	20
Parker, Bay	20
Ramrod Key, Monroe	20
Trenton, Levy	20
Jensen Beach, St. Lucie	20
Indian River Shores, Indian River	20
Mexico Beach, Gulf	20
Goodland, Collier	20
Babcock Ranch, Lee	19
High Springs, Gilchrist	19
Maxville, Duval	19
Nalcrest, Polk	19
Lowell, Marion	19
Brooksville, Pasco	19
Missing, Collier	19
Lake Buena Vista, Orange	19
Orlando, Palm Beach	19
Wildlight, Nassau	19
Forest City, Orange	18
Johns Pass Village, Pinellas	18
Belleair Bluffs, Pinellas	18
Lake Como, Putnam	18
Florida State Univ Admin, Leon	18
Lakewood Ranch, Sarasota	18
Tallevast, Manatee	18
Gulf Stream, Palm Beach	18
Nichols, Polk	18
Missing, Martin	17
Braden River, Manatee	17
Mount Dora, Orange	17
Webster, Hernando	17
Shady Hills, Pasco	17
Hutchinson Island, St. Lucie	17
Graceville, Holmes	17
West Panama City Beach, Bay	17
Daytona Beach Shores, Volusia	17
Trilby, Pasco	17
Wewahitchka, Calhoun	16
Deer Island, Lake	16

COVID-19: characteristics of 2,170,655 Florida resident cases

Data through Apr 25, 2021 verified as of Apr 26, 2021 at 09:25 AM

Data in this report are provisional and subject to change.

The table below includes the cities and counties of residence for cases in Florida residents based on the patient's ZIP Code. Note that city is not always received as part of the initial notification and may be missing while the case is being investigated.

City and county	Cases
Lake City, Suwannee	16
Woodville, Leon	16
Otter Creek, Levy	16
Lake Monroe, Seminole	16
Hernando Beach, Hernando	16
Gulf Hammock, Levy	16
Graham, Bradford	16
Suwannee, Dixie	16
Hillsboro Beach, Broward	15
Village Of Palmetto Bay, Dade	15
Missing, Bay	15
White Springs, Columbia	15
Indian Creek Village, Dade	15
Eau Gallie, Brevard	15
Orlando, Lake	15
Saint Lucie West, St. Lucie	15
Watersound, Walton	15
Orlando, Pinellas	15
Winter Garden, Lake	15
Murdock, Charlotte	14
Miami Gardens, Broward	14
Copeland, Collier	14
Los Angeles, Dade	14
Wahneta, Polk	14
Laurel Hill, Walton	14
Virginia Gardens, Dade	14
Mount Plymouth, Lake	13
Elfers, Pasco	13
Dade City, Hernando	13
Roseland, Indian River	13
Gonzalez, Escambia	13
Kingsley Lake, Bradford	13
Babcock Ranch, Charlotte	13
Steinhatchee, Dixie	13
Choctaw Beach, Okaloosa	13
Jacksonville, Unknown	13
Long Boat Key, Manatee	13
Orlando, Brevard	13
Saint George Island, Franklin	13
Unknown, Dade	13
Fort Charlotte, Charlotte	13
Hialeah, Unknown	13
Hialeah, Broward	12
East Lake, Marion	12
Alys Beach, Bay	12
Redington Beach, Pinellas	12
Captiva, Lee	12
Umatilla, Marion	12
Pensacola Beach, Escambia	12
Rosemary Beach, Walton	12
Citrus Hills, Citrus	12
Durant, Hillsborough	12
Leisure City, Dade	12
Holder, Citrus	12
Missing, Putnam	12
Greenville, Taylor	11
Cypress, Jackson	11
Naples, Lee	11
Deerfield Beach, Palm Beach	11

COVID-19: characteristics of 2,170,655 Florida resident cases

Data through Apr 25, 2021 verified as of Apr 26, 2021 at 09:25 AM

Data in this report are provisional and subject to change.

The table below includes the cities and counties of residence for cases in Florida residents based on the patient's ZIP Code. Note that city is not always received as part of the initial notification and may be missing while the case is being investigated.

City and county	Cases
Sea Ranch Lakes, Broward	11
Goldenrod, Seminole	11
Missing, Taylor	10
Telogia, Liberty	10
Gibsonia, Polk	10
University Park, Manatee	10
Missing, Polk	10
Grandin, Putnam	10
Worthington Springs, Union	10
Rubonia, Manatee	10
Haines Creek, Lake	10
Forest City, Seminole	10
Ozona, Pinellas	10
Missing, Nassau	10
Fanning Springs, Gilchrist	10
Seacrest, Walton	10
Briny Breezes, Palm Beach	10
Basinger, Okeechobee	10
Orlando, Duval	10
Orlando, Leon	10
Perrine, Dade	10
Saint Augustine, Duval	9
West Delray Beach, Palm Beach	9
Grant Valkaria, Brevard	9
Nobleton, Hernando	9
Passport, Unknown	9
Day, Lafayette	9
Ybor City, Hillsborough	9
Lloyd, Jefferson	9
Lamont, Madison	9
Beverly Beach, Flagler	9
Orlando, Unknown	9
Putnam Hall, Putnam	9
Saint Augustine Beach, St. Johns	9
Ferndale, Lake	9
Innovation, Pasco	9
Barberville, Volusia	9
Cottondale, Washington	9
Scottsmoor, Brevard	9
Palma Sola, Manatee	9
Missing, Sarasota	9
Missing, Clay	8
Jerome, Collier	8
Ponce De Leon, Walton	8
Fairfield, Marion	8
Cross Creek, Alachua	8
Indian Shores, Pinellas	8
Fort Walton Beach, Unknown	8
Seybold, Dade	8
Quail Heights, Dade	8
Palm City, St. Lucie	8
White City, Gulf	8
Pine Ridge, Citrus	8
Keystone Heights, Bradford	8
Evinston, Alachua	8
Oneco, Manatee	8
Salem, Taylor	8
Missing, Unknown	8
Orange Springs, Marion	8

COVID-19: characteristics of 2,170,655 Florida resident cases

Data through Apr 25, 2021 verified as of Apr 26, 2021 at 09:25 AM

Data in this report are provisional and subject to change.

The table below includes the cities and counties of residence for cases in Florida residents based on the patient's ZIP Code. Note that city is not always received as part of the initial notification and may be missing while the case is being investigated.

City and county	Cases
Weirsdale, Lake	7
Inglis, Citrus	7
Fernandina, Nassau	7
Missing, Flagler	7
East Rockland Key, Monroe	7
Anastasia Island, St. Johns	7
Port Saint John, Brevard	7
Orange Park, Duval	7
Orlando, Pasco	7
Longboat Key, Sarasota	7
Switzerland, St. Johns	7
Aripeka, Pasco	7
Maitland, Volusia	7
Orlando, Alachua	7
Niceville, Walton	7
Okeechobee, Glades	7
River Ranch, Polk	7
Valkaria, Brevard	7
Punta Gorda, Lee	6
Holt, Santa Rosa	6
Inlet Beach, Bay	6
Deland, Lake	6
Sunny Hills, Washington	6
Shady Grove, Taylor	6
Orlando, Flagler	6
Orlando, Marion	6
Oklawaha, Marion	6
Port Salerno, Martin	6
Ridge Manor Estates, Sumter	6
Maitland, Hillsborough	6
Winter Park, Polk	6
Winderemere, Orange	6
Lake Worth, Broward	6
Grove City, Charlotte	6
Eglin, Okaloosa	6
Coco River, Collier	6
Bruce, Holmes	6
Missing, Walton	6
Labelle, Lee	6
Duck Key, Monroe	6
Morriston, Marion	6
Newberry, Gilchrist	6
San Carlos Park, Lee	6
Miccosukee, Leon	6
Glenwood, Volusia	6
Orchid, Indian River	6
Pensacola, Unknown	6
Mayport Naval Station, Duval	6
Lake Butler, Bradford	6
Maitland, Osceola	6
Bradenton, Sarasota	6
Cypress Gardens, Polk	5
Island Grove, Alachua	5
Wakulla Springs, Wakulla	5
Ocoee, Lake	5
Okeechobee, Martin	5
Orlando, Manatee	5
Pompano Beach, Palm Beach	5
Missing, Alachua	5

COVID-19: characteristics of 2,170,655 Florida resident cases

Data through Apr 25, 2021 verified as of Apr 26, 2021 at 09:25 AM

Data in this report are provisional and subject to change.

The table below includes the cities and counties of residence for cases in Florida residents based on the patient's ZIP Code. Note that city is not always received as part of the initial notification and may be missing while the case is being investigated.

City and county	Cases
Alys Beach, Walton	5
Delray Beach, Broward	5
Point Washington, Walton	5
Seacrest, Bay	5
Williston, Marion	5
Clarcona, Orange	5
Psl, Unknown	5
Okeechobee, Osceola	5
University Of Central Fl, Hillsborough	5
Cape Haze, Charlotte	5
Bayou George, Bay	5
Boynton Beach, Broward	5
Kissimmee, Unknown	5
Miramar, Dade	5
Missing, Osceola	5
Miami Gardens, Unknown	5
Fort Lauderdale, Palm Beach	5
Jacksonville Naval Air Station, Duval	5
Missing, Columbia	5
Missing, Highlands	5
Ebro, Bay	5
Highland Park, Polk	5
Westchester, Dade	5
Mid Florida, Seminole	5
Ocean Breeze, Martin	5
Missing, Leon	5
Milton, Escambia	5
Missing, Hernando	5
Mayport, Duval	5
Jacksonville, Clay	5
Greenville, Jefferson	5
Pass, Unknown	5
Stuart, St. Lucie	5
Lake Geneva, Clay	5
Miami, Palm Beach	5
Live Oak, Madison	4
Loxahatchee Groves, Palm Beach	4
Fort Lauderdale, Unknown	4
West Bradenton, Manatee	4
Clermont, Polk	4
Marina Del Rey, Dade	4
Los Angeles, Broward	4
Margate, Unknown	4
Melrose, Bradford	4
Jacksonville, Dade	4
Arcadia, Hillsborough	4
Lake Harbor, Palm Beach	4
Glen Ridge, Palm Beach	4
Coconut Creek, Palm Beach	4
Orem, Palm Beach	4
Branford, Gilchrist	4
Clewiston, Palm Beach	4
Conch Key, Monroe	4
Sharpes, Brevard	4
Lazy Lake, Broward	4
Lamont, Taylor	4
Wacissa, Jefferson	4
Sugarloaf, Monroe	4
Sandestin, Walton	4

COVID-19: characteristics of 2,170,655 Florida resident cases

Data through Apr 25, 2021 verified as of Apr 26, 2021 at 09:25 AM

Data in this report are provisional and subject to change.

The table below includes the cities and counties of residence for cases in Florida residents based on the patient's ZIP Code. Note that city is not always received as part of the initial notification and may be missing while the case is being investigated.

City and county	Cases
Pompano Beach, Dade	4
El Jobean, Charlotte	4
Bella Collina, Lake	4
Bonnie, Dade	4
Miami Beach, Unknown	4
Marathon Shores, Monroe	4
High Springs, Columbia	4
Hinsdale, Manatee	4
Jonesville, Alachua	4
Plantation Key, Monroe	4
N/A, Unknown	4
International Service Center, Dade	4
Indian Rock Beach, Pinellas	4
Hollywood, Unknown	4
Bowling Green, Polk	4
Crestview, Walton	3
Cross Key, Monroe	3
Fernandina Beach, Duval	3
Cape San Blas, Gulf	3
Apopka, Lake	3
Fpo, Duval	3
Green Cove Springs, Duval	3
Mayport Naval Housing, Duval	3
North Miami Beach, Broward	3
Monticello, Madison	3
Samoset, Manatee	3
San Fernando, Unknown	3
Vernon, Bay	3
Julington Creek, St. Johns	3
Jupiter Island, Martin	3
Kathleen, Pasco	3
Marco Island, Lee	3
Mims, Volusia	3
Miramar, Unknown	3
Missing, Washington	3
Naples, Unknown	3
Alford, Washington	3
Pass-A-Grille, Pinellas	3
Orlando, Escambia	3
Ocean Reef Club, Monroe	3
Vero Beach, St. Lucie	3
Winter Park, Volusia	3
Westville, Walton	3
Pembroke Lakes, Broward	3
Orlo Vista, Orange	3
Milligan, Okaloosa	3
Land O Lakes, Hillsborough	3
Lady Lake, Marion	3
Homeless, Hillsborough	3
Jacksonville , Duval	3
Brooklyn, Broward	3
Ft Pierce, St. Lucie	3
Sorrento, Orange	3
Stuart, Palm Beach	3
North Fort Myers, Charlotte	3
Pompano Beach, Unknown	3
Chicago, Lee	3
Coraopolis, Citrus	3
Champions Gate, Osceola	3

COVID-19: characteristics of 2,170,655 Florida resident cases

Data through Apr 25, 2021 verified as of Apr 26, 2021 at 09:25 AM

Data in this report are provisional and subject to change.

The table below includes the cities and counties of residence for cases in Florida residents based on the patient's ZIP Code. Note that city is not always received as part of the initial notification and may be missing while the case is being investigated.

City and county	Cases
Bristol, Calhoun	3
Aventura, Broward	3
Jacksonville, Alachua	3
Marina Del Rey, Broward	3
Pp, Dade	3
Woodside, Broward	3
Wimauma, Manatee	3
Brewton, Escambia	3
Apopka, Broward	3
Lanark Village, Franklin	3
Maitland, Polk	3
Inverness, Polk	3
Pass, Dade	3
Vero Beach, Brevard	3
Miami Shores, Broward	3
Pineland, Lee	3
Tampa, Pinellas	3
Tampa Palms, Hillsborough	3
Tarpon Springs, Pasco	3
Winter Garden, Seminole	3
Laurel, Sarasota	3
Ludlam, Dade	3
Clermont, Orange	3
West Palm Beach, Broward	3
Village Of Golf, Palm Beach	3
Wildwood, Marion	3
Saint Petersburg, Hillsborough	3
Saint Augusaintine Beach, St. Johns	3
Port Saint Lucie, Martin	3
Palm Coast, Volusia	3
Missing, Jackson	3
Fort Myers, Unknown	3
Bradington, Manatee	3
Blountstown, Liberty	3
Loxahatchee, Broward	3
Lakeland, Hillsborough	3
Miami, Orange	3
Lynbrook, Broward	3
Lake City, Duval	3
Immokalee, Lee	3
Hallandale Beach, Unknown	3
Hallandale Beach, Dade	2
Lutz, Pinellas	2
Miami, Hillsborough	2
Lawtey, Union	2
Los Angeles, Okaloosa	2
Louisville, Manatee	2
Blountstown, Jackson	2
Alligator Point, Franklin	2
Eatonville, Lake	2
Coconut Creek, Unknown	2
Crawfordville, Leon	2
Mount Pleasant, Gadsden	2
None, Dade	2
Navarre, Okaloosa	2
Opa Locka, Broward	2
Phoenix, Lake	2
Port Charlotte, Unknown	2
Seven Springs, Pasco	2

COVID-19: characteristics of 2,170,655 Florida resident cases

Data through Apr 25, 2021 verified as of Apr 26, 2021 at 09:25 AM

Data in this report are provisional and subject to change.

The table below includes the cities and counties of residence for cases in Florida residents based on the patient's ZIP Code. Note that city is not always received as part of the initial notification and may be missing while the case is being investigated.

City and county	Cases
Zellwood, Lake	2
West Villages, Sarasota	2
Upper Key Largo, Monroe	2
University Of Central Florida, Brevard	2
Bronx, Seminole	2
Doctors Inlet, Clay	2
Bonifay, Jackson	2
Bonnie, Duval	2
Bonnie, Sarasota	2
Lecanto, Marion	2
Maitland, Leon	2
Lake Helen, Orange	2
Fort Myers, Collier	2
Fort Pierce, Martin	2
Winter Park, Leon	2
St John, Broward	2
Weston, Dade	2
West Palm Beach, Dade	2
Orlando, Santa Rosa	2
Palm Springs North, Dade	2
Redland, Dade	2
Melrose, Alachua	2
Olustee, Baker	2
Orlando, Charlotte	2
University Of Central Florida, Broward	2
Saint Teresa, Wakulla	2
West Point, Lee	2
Orlando, Okaloosa	2
Miamt, Dade	2
Madison, Unknown	2
Maitland, Pasco	2
North Miami, Broward	2
Homeless, Dade	2
Florida Power & Light Co, Dade	2
Amelia City, Nassau	2
Apopka, Unknown	2
Alligator Point, Wakulla	2
Chipley, Jackson	2
Maitland, Lake	2
Moore Haven, Hendry	2
Naples, Broward	2
Jan Phyl Village, Polk	2
Hialeah Lakes, Dade	2
Hialeah, Orange	2
Cassadaga, Volusia	2
Fort Walton Beach, Walton	2
Duke Field Air Force Station, Okaloosa	2
Dunnellon, Levy	2
Yalhala, Lake	2
Sumatra, Liberty	2
University Of Central Florida, Palm Beach	2
University Of Central Florida, Pinellas	2
Pp, Unknown	2
Provo, Broward	2
Portland, Unknown	2
Pensacola, Santa Rosa	2
Melrose, Clay	2
Mesa, Unknown	2
Longview, Dade	2

COVID-19: characteristics of 2,170,655 Florida resident cases

Data through Apr 25, 2021 verified as of Apr 26, 2021 at 09:25 AM

Data in this report are provisional and subject to change.

The table below includes the cities and counties of residence for cases in Florida residents based on the patient's ZIP Code. Note that city is not always received as part of the initial notification and may be missing while the case is being investigated.

City and county	Cases
Jacksonville Naval Hospital, Duval	2
Hosford, Calhoun	2
000000, Unknown	2
Dfafs, Okaloosa	2
Tampa, Hernando	2
Vero Beach, Unknown	2
Wauchula, Desoto	2
Yeehaw, Okeechobee	2
Noma, Holmes	2
Ormond Beach, Flagler	2
Panama City, Unknown	2
Pembroke Pines, Dade	2
Sebring, Desoto	2
Saint Lucie Village, St. Lucie	2
Fort Lauderdale, Alachua	2
Doral, Unknown	2
Bay Harbor Islands, Unknown	2
Alachua, Duval	2
Cross City, Taylor	2
Carl Fisher, Dade	2
Jupiter, Dade	2
Lakeland, Unknown	2
Micanopy, Marion	2
Port Saint Lucie, Palm Beach	2
Red Bay, Holmes	2
Saint Marys, Nassau	2
West Lafayette, Broward	2
Windermere, Lake	2
Sutton, Pasco	2
Tequesta, Martin	2
Woodstock, Lee	2
Winter Springs, Orange	2
Windermere, Hillsborough	2
Venice, Dade	2
Okeechobee, Highlands	2
Pompano Beach, Osceola	2
Port Charlotte, Lee	2
Port St. Lucie, St. Lucie	2
Sand Lake, Orange	2
Union, Manatee	2
University Of Central Fl, Seminole	2
Swansea, Lee	2
Altamonte Springs, Orange	2
At Large, Broward	2
Boys Ranch, Suwannee	2
Fort Pierce, Brevard	2
Graceville, Unknown	2
Eatonville, Polk	2
New Port Richey, Hillsborough	2
Miami, Martin	2
Jena, Taylor	2
Labelle, Collier	2
Long Beach, Orange	2
Port Canaveral, Brevard	2
Sarasota, Unknown	2
South Miami, Broward	2
Seguin, Unknown	2
Tampa, Broward	2
Tarpon Springs, Hillsborough	2

COVID-19: characteristics of 2,170,655 Florida resident cases

Data through Apr 25, 2021 verified as of Apr 26, 2021 at 09:25 AM

Data in this report are provisional and subject to change.

The table below includes the cities and counties of residence for cases in Florida residents based on the patient's ZIP Code. Note that city is not always received as part of the initial notification and may be missing while the case is being investigated.

City and county	Cases
Sunrise, Unknown	2
Orlando, St. Lucie	2
Monument, Broward	2
Oakland Park, Unknown	2
Marysville, Dade	2
Lake Clarke Shores, Palm Beach	2
FI State Univ Student, Leon	2
Callahan, Duval	2
Crescent Beach, Sarasota	2
Cibolo, Orange	2
Claysville, Hernando	2
Dade City, Unknown	2
Defuniak Springs, Okaloosa	2
Defuniak Springs, Unknown	1
Dona Vista, Lake	1
Dalecity, Okaloosa	1
Daytona Beach, Orange	1
Deerfield Beach, Polk	1
Clearwater, Leon	1
Crestview, Broward	1
Crystal River, Marion	1
Fayetteville, Broward	1
Fellsmere, Brevard	1
Florida City, Unknown	1
Fort Lauderdale, Collier	1
Fort Myers, Alachua	1
El Dorado, Palm Beach	1
East Setauket, Palm Beach	1
Canton, Duval	1
Charlotte, Alachua	1
Brunswick, Polk	1
Bryceville, Duval	1
Bradentom, Manatee	1
Bradenton, Lee	1
Boca Raton, Dade	1
Boca Raton, Madison	1
Bogota, Unknown	1
Bal Harbour, Broward	1
Atlanta, Walton	1
Attalla, Broward	1
Auburn, Palm Beach	1
Autaugaville, Broward	1
Apopka, Volusia	1
Alachua, Suwannee	1
Alafaya, Broward	1
Alafaya, Pinellas	1
Fleming Island, Duval	1
Glen Cove, Unknown	1
Glen Saint Mary, Duval	1
Golf, Palm Beach	1
Great Neck, Dade	1
Gainesville, Levy	1
Immokalee, Walton	1
Irmo, Unknown	1
Greensboro, Leon	1
Lake Forest, Collier	1
Key West, Palm Beach	1
Kilgore, Dade	1
Jacksonville, Baker	1

COVID-19: characteristics of 2,170,655 Florida resident cases

Data through Apr 25, 2021 verified as of Apr 26, 2021 at 09:25 AM

Data in this report are provisional and subject to change.

The table below includes the cities and counties of residence for cases in Florida residents based on the patient's ZIP Code. Note that city is not always received as part of the initial notification and may be missing while the case is being investigated.

City and county	Cases
Jacksonville, Marion	1
Jupiter Inlet, Palm Beach	1
Land O Lakes, Unknown	1
Lawton, Okaloosa	1
Levittown, Palm Beach	1
Lima, Manatee	1
Lima, Volusia	1
Macclenny, Dixie	1
Madison, Jefferson	1
Maitland, Collier	1
Merrick, Palm Beach	1
Metter, Manatee	1
Miami, Osceola	1
Miamiardens, Unknown	1
Miamksaohes, Dade	1
Ocala, Duval	1
North Porte, Unknown	1
Notrealville, Polk	1
Okeechobi, Unknown	1
Orem, Dade	1
Orlando, Citrus	1
Orlando, Collier	1
Orlando, Hernando	1
Morrisville, Palm Beach	1
Mokena, Lee	1
Myrtle Beach, Broward	1
Nashville, Palm Beach	1
North Brunswick, St. Lucie	1
North Grafton, Dade	1
North Lauderdale, Unknown	1
Orlando, Walton	1
Oviedo, Lake	1
Orlando, St. Johns	1
Plantation, Leon	1
Pooler, Broward	1
Pensacola, Dade	1
Panomo City, Bay	1
Parrish, Sarasota	1
San Marcos, Unknown	1
Rye, Palm Beach	1
Saint Petersburg, Bay	1
Ridgewood, Lee	1
Roayl Palm Beach, Palm Beach	1
Roseville, Broward	1
Punta Gorda, Sarasota	1
Putnam, Putnam	1
Surprise, Unknown	1
St Cloud, Orange	1
St Helena Is, Dade	1
Syracuse, Unknown	1
Vernon, Walton	1
Waukesha, Volusia	1
Unknown, Manatee	1
Venezuela, Unknown	1
Tinley Park, Manatee	1
Twentynine Palms, Broward	1
Whippany, Volusia	1
Wilmington, Charlotte	1
Windermere, Alachua	1

COVID-19: characteristics of 2,170,655 Florida resident cases

Data through Apr 25, 2021 verified as of Apr 26, 2021 at 09:25 AM

Data in this report are provisional and subject to change.

The table below includes the cities and counties of residence for cases in Florida residents based on the patient's ZIP Code. Note that city is not always received as part of the initial notification and may be missing while the case is being investigated.

City and county	Cases
Winfield, Hillsborough	1
Winter Garden, Unknown	1
Winter Park, Brevard	1
Winter Park, Unknown	1
Xifamk, Dade	1
Litchfield Park, Monroe	1
Littleton, St. Johns	1
Lake In The Hills, Broward	1
Lake Worth, Unknown	1
Lauderhill, Unknown	1
Indianapolis, Lee	1
Jupiter, Pinellas	1
Kansas City, Palm Beach	1
Gwynn Oak, Polk	1
Milford, Bay	1
Milford, Unknown	1
Melbourne, Volusia	1
Mattoon, Lee	1
Marianna, Leon	1
Marianna, Washington	1
Mary Esther, Hillsborough	1
Los Angeles, Orange	1
Maitland, Palm Beach	1
Longwood, Unknown	1
Newaygo, Charlotte	1
North Port, Charlotte	1
New Canaan, Dade	1
Na, Dade	1
Missing, Franklin	1
Eureka, Flagler	1
Evansville, Citrus	1
Crescent City, Marion	1
Crestview, Unknown	1
Denton, Broward	1
Destin, Bay	1
Clearwater, Hillsborough	1
Coal City, Pasco	1
Commerce Township, Manatee	1
Crawfordville, Alachua	1
Fort Lauderdale, Lee	1
Fort Worth, Broward	1
Franklin, Orange	1
Frostproof, Highlands	1
Gainesville, Palm Beach	1
Gainesville, Santa Rosa	1
Brewster, Palm Beach	1
Brownsville, Escambia	1
Bryant, Palm Beach	1
Bonnie, St. Johns	1
Belleair Bluffs, Unknown	1
Celebration, Orange	1
Chicago, Broward	1
Choctaw Beach, Unknown	1
Austin, Dade	1
Apo, Collier	1
Big Torch Key, Monroe	1
Black, Holmes	1
Boca Raton, Lee	1
Bonifay, Unknown	1

COVID-19: characteristics of 2,170,655 Florida resident cases

Data through Apr 25, 2021 verified as of Apr 26, 2021 at 09:25 AM

Data in this report are provisional and subject to change.

The table below includes the cities and counties of residence for cases in Florida residents based on the patient's ZIP Code. Note that city is not always received as part of the initial notification and may be missing while the case is being investigated.

City and county	Cases
8852 Teacher Ln, Pasco	1
Addison, Pasco	1
Apopka, Citrus	1
Apopka, Hillsborough	1
Arabi, Orange	1
Tampa, Citrus	1
Tampa, Duval	1
Summerdale, Escambia	1
Sun City Center, Lee	1
Surfside Beach, Orange	1
Tavares, Unknown	1
Temple, Palm Beach	1
Saint Charles, Orange	1
St Peterburg, Orange	1
Stiamk, Dade	1
Scottsdale, Brevard	1
Scottsdale, Palm Beach	1
Roswell, Bay	1
Royal Palm, Palm Beach	1
Ruskin, Dade	1
Ruskin, Manatee	1
Saint Petersburg, Duval	1
Saint Petersburg, Manatee	1
Port Saint Lucie, Marion	1
Port St Luice, Unknown	1
Pembroke Pines, Unknown	1
Pensacola Naval Hospital, Escambia	1
Pittsburgh, Alachua	1
Playa Del Rey, Palm Beach	1
Plymouth, Pasco	1
Okeechobee, Unknown	1
Oviedo, Orange	1
Pace, Escambia	1
Painted Post, Pasco	1
Palatka, Marion	1
Unknown, Duval	1
Upland, Manatee	1
Valrico, Polk	1
West Hollywood, Broward	1
Wakefield, Broward	1
Waverly, Duval	1
Wabasha, Clay	1
Winnetka, Dade	1
Winter Garden, Osceola	1
Winter Haven, Leon	1
Winter Haven, Osceola	1
Winter Park, Duval	1
Winter Park, Palm Beach	1
Winter Springs, Polk	1
Youngstown, Washington	1
Weston, Unknown	1
Wildwood, Lee	1
Willington, Lee	1
West Palm Beach, Unknown	1
Yulee, St. Johns	1
Zephyrhills, Hillsborough	1
Topsham, Manatee	1
Town Of Nocatee, St. Johns	1
Troy, Manatee	1

COVID-19: characteristics of 2,170,655 Florida resident cases

Data through Apr 25, 2021 verified as of Apr 26, 2021 at 09:25 AM

Data in this report are provisional and subject to change.

The table below includes the cities and counties of residence for cases in Florida residents based on the patient's ZIP Code. Note that city is not always received as part of the initial notification and may be missing while the case is being investigated.

City and county	Cases
Unkn, Duval	1
Sweetwater, Manatee	1
Syracuse, Polk	1
Tallahassee, Dade	1
Tamarac, Dade	1
Tavares, Orange	1
Suitland, Volusia	1
Sunbright, Palm Beach	1
Winter Garden, Duval	1
Woodbine, Nassau	1
West Yarmouth, St. Lucie	1
Waipahu, Santa Rosa	1
Ward, Polk	1
Wellborn, Columbia	1
West Aplm Beach, Palm Beach	1
Venetian Islands, Dade	1
Rileyville, Flagler	1
Saint Joseph, Volusia	1
Russellville, Bay	1
Sagamore Beach, Charlotte	1
Saint Augustine, Broward	1
Saint Cloud, Palm Beach	1
San Antonio, Orange	1
Seminole, Leon	1
Shalimar, Unknown	1
Shirley, Flagler	1
Prattville, Hillsborough	1
Prestonsburg, Bay	1
Quincy, Jackson	1
Rapid City, Broward	1
Petersburg, Manatee	1
Piasa, Putnam	1
Palmetto, Pasco	1
Parma, Manatee	1
Pass-A-Grille Beach, Pinellas	1
Oldsmar, Hillsborough	1
Olean, Alachua	1
Other, Dade	1
Palm Beach Gardens, Unknown	1
Palmetto Bay, Palm Beach	1
Missing, Okeechobee	1
Monroe Township, Palm Beach	1
Monroe, Lee	1
Moore Haven, Okeechobee	1
Morrisville, Unknown	1
Missing, Levy	1
Myakka City, Sarasota	1
North Palm Beach, Orange	1
Northport, Sarasota	1
Oakland, Lee	1
New Middletown, Hillsborough	1
New Port Richey, Pinellas	1
Newberry, Marion	1
Newtown, Lake	1
Milford, Lee	1
Mckinney, Broward	1
Miamc, Dade	1
Matawan, Palm Beach	1
Ldhl, Broward	1

COVID-19: characteristics of 2,170,655 Florida resident cases

Data through Apr 25, 2021 verified as of Apr 26, 2021 at 09:25 AM

Data in this report are provisional and subject to change.

The table below includes the cities and counties of residence for cases in Florida residents based on the patient's ZIP Code. Note that city is not always received as part of the initial notification and may be missing while the case is being investigated.

City and county	Cases
Longwood, Volusia	1
Lake Butler, Alachua	1
Knoxville, Bay	1
Kingsland, Nassau	1
Las Vegas, Palm Beach	1
Leesburg, Seminole	1
Lincoln, St. Lucie	1
Little Neck, Lee	1
Jupiter, St. Lucie	1
Kenilworth, Leon	1
Key West, Duval	1
Keys West, Unknown	1
Jacksonville, Orange	1
Jefferson, Dade	1
Jonesboro, Leon	1
Intrcsion Cty, Osceola	1
Inverness, Marion	1
Inwood, Broward	1
Irvine, Marion	1
Istachatta, Hernando	1
Homeless, Monroe	1
Homeless, Pinellas	1
Howell, Dade	1
Hudson, Hernando	1
Indian Rocks Beach, Duval	1
Indiantown, Palm Beach	1
Inglewood, Sarasota	1
Hernando, Marion	1
Hialeah, Collier	1
Helen, Bay	1
Hoclywsod, Dade	1
Holiday, Pinellas	1
Carmel, Orange	1
Cedar Springs, Hernando	1
Chicago, Unknown	1
Caracas, Dade	1
Bryceville, Baker	1
Coconut Ck, Unknown	1
Dallas, Hernando	1
Dayton, Lake	1
Daytona Beach, Pinellas	1
Alpharetta, Broward	1
O, Manatee	1
Acworth, Okaloosa	1
Apopka, Clay	1
Asheville, Highlands	1
Astoria, Broward	1
Atmore, Escambia	1
Bartow, Hardee	1
Bel Air, Collier	1
Berryton, Palm Beach	1
Brooklyn, Dade	1
Brooklyn, Lee	1
Bonnie, Broward	1
Boston, Broward	1
Downingtown, Broward	1
Downingtown, Hillsborough	1
Dpo, Santa Rosa	1
Dunedin, Unknown	1

COVID-19: characteristics of 2,170,655 Florida resident cases

Data through Apr 25, 2021 verified as of Apr 26, 2021 at 09:25 AM

Data in this report are provisional and subject to change.

The table below includes the cities and counties of residence for cases in Florida residents based on the patient's ZIP Code. Note that city is not always received as part of the initial notification and may be missing while the case is being investigated.

City and county	Cases
Dearborn, Broward	1
Deer Park, Dade	1
Deerfield Beach, Unknown	1
Deerfield, Dade	1
Deland, Seminole	1
Deltona, Seminole	1
Erie, Monroe	1
Fisher Island, Unknown	1
East Palatka, Hillsborough	1
Eastpoint, Leon	1
Fort Lauderdale, Leon	1
Fort Myers, Sarasota	1
Fort Pierce, Palm Beach	1
Fort White, Clay	1
Garden City, Alachua	1
Gaylord, Orange	1
Goodrich, Charlotte	1
Gotcha, Orange	1
Greensburg, Palm Beach	1
Hallandale, Unknown	1
Harpers Ferry, Palm Beach	1
Haines City, Osceola	1
Saint Augustine, Flagler	1
Sanford, Orange	1
Saint Petersburg, Charlotte	1
Puerto Rico, Unknown	1
Punta Gorda, Unknown	1
Randolph, Orange	1
Rivera Beach, Palm Beach	1
Powell, Lee	1
Seffenner, Hillsborough	1
Seminole, Lee	1
Summerfield, Unknown	1
Stratford, Broward	1
Sunrtise, Dade	1
Tallahassee, Madison	1
Tallahassee, Pinellas	1
Pembroke Pines, Orange	1
Pensacola, Sumter	1
Perth Amboy, Hillsborough	1
Port Orange, Brevard	1
Paducah, Manatee	1
Orlando, Jackson	1
Orlando, Lee	1
Newberry, Levy	1
Nantucket, Palm Beach	1
New Vernon, Palm Beach	1
North Laud, Unknown	1
Ocala, Citrus	1
Ocoee, Unknown	1
Odessa, Dade	1
Oldsrav, Manatee	1
Windermere, Volusia	1
Wtixrat, Dade	1
Westlake Village, Unknown	1
White Plains, Broward	1
Whites Creek, Leon	1
Watersound, Bay	1
Tampa, Pasco	1

COVID-19: characteristics of 2,170,655 Florida resident cases

Data through Apr 25, 2021 verified as of Apr 26, 2021 at 09:25 AM

Data in this report are provisional and subject to change.

The table below includes the cities and counties of residence for cases in Florida residents based on the patient's ZIP Code. Note that city is not always received as part of the initial notification and may be missing while the case is being investigated.

City and county	Cases
Trenton, Dixie	1
Uknown, Unknown	1
Toms River, Lee	1
Tourist, Dade	1
University Of Central Florida, Lee	1
Unk, Duval	1
Ventura, Orange	1
Crossings, Unknown	1
Davenport, Lake	1
Davie, Unknown	1
Dayton, Citrus	1
Dayton, Orange	1
Dearborn Heights, Hillsborough	1
Edgewood, Broward	1
Elkton, Putnam	1
Dover, Lee	1
Chesterfield, Broward	1
Carteret, Polk	1
Cincinnati, Dade	1
Connellsville, Highlands	1
Armstrong, St. Johns	1
Atl, Brevard	1
Alva, Escambia	1
Andalusia, Escambia	1
Arcadia, Highlands	1
Baker, Santa Rosa	1
Belleville, Palm Beach	1
Belmont, Santa Rosa	1
Blountstown, Broward	1
Bronson, Alachua	1
Brooker, Alachua	1
Bradenton, Clay	1
Brandon, Pinellas	1
Bonita, Lee	1
Bocaraten, Palm Beach	1
Hudson, Pinellas	1
Indian Rock Beach, Palm Beach	1
Hoosick Falls, Broward	1
Hialeahgardens, Dade	1
Hiram, Leon	1
Interlachen, Duval	1
Jacksonville, Nassau	1
Fort Myers, Broward	1
Gainesville, Okaloosa	1
Floral, Okaloosa	1
Forestville, Volusia	1
Greenbrier, Bay	1
Greenville, Palm Beach	1
Groveland, Orange	1
Longwood, Broward	1
Lucedale, St. Lucie	1
Macclenny, Duval	1
Mantua, Broward	1
Kure Beach, Monroe	1
Lakeland, Palm Beach	1
Kaclsonville, Duval	1
Kechi, Orange	1
Mexico, Orange	1
Mayaguez, Dade	1

COVID-19: characteristics of 2,170,655 Florida resident cases

Data through Apr 25, 2021 verified as of Apr 26, 2021 at 09:25 AM

Data in this report are provisional and subject to change.

The table below includes the cities and counties of residence for cases in Florida residents based on the patient's ZIP Code. Note that city is not always received as part of the initial notification and may be missing while the case is being investigated.

City and county	Cases
Middletown, Osceola	1
Monroe, Hillsborough	1
Missing, Gilchrist	1
Plant City, Hendry	1
Plant City, Pinellas	1
Plantation, Unknown	1
Parlin, Broward	1
Orlando, Highlands	1
Opa Locka, Unknown	1
Orem, Nassau	1
Olando, Orange	1
Ocoee, Polk	1
Newport Beach, Palm Beach	1
North Adams, Manatee	1
North Little Rock, Palm Beach	1
Northville, Broward	1
Ocala, Indian River	1
Ocoee, Broward	1
Pound Ridge, Leon	1
Ponce, Orange	1
Port Charlotte FI, Unknown	1
Port Saint Lucie, Duval	1
Saint Petersburg, Dade	1
San Juan, Osceola	1
San Pedro Sula, Dade	1
Sandy, Duval	1
Richmond Heights, Dade	1
Ridge Manor, Hernando	1
Riverview, Pinellas	1
Rochester, Lee	1
Rosemary Beach, Bay	1
Saint Cloud, Orange	1
South Otselic, Dade	1
Sevierville, Dade	1
Stockbridge, Leon	1
Sullivans Island, Dade	1
Southampton, Palm Beach	1
Springhill, Unknown	1
Wayne, Dade	1
West Lafayette, Desoto	1
West Simsbury, Collier	1
Tallahassee, Escambia	1
Tampa, Lee	1
Tinley Park, Lee	1
University Of Central FI, Dade	1
Telluride, Lee	1
Windermere, Polk	1
Winter Park, Lake	1
Winter, Pinellas	1
Downers Grove, St. Lucie	1
Delrey Beach, Palm Beach	1
Export, Palm Beach	1
Fdsf, Unknown	1
Felda, Palm Beach	1
Flagler Beach, Volusia	1
Flora, Lee	1
Fort Myers, Lake	1
Fresno, Pasco	1
Fruitland Park, Sumter	1

COVID-19: characteristics of 2,170,655 Florida resident cases

Data through Apr 25, 2021 verified as of Apr 26, 2021 at 09:25 AM

Data in this report are provisional and subject to change.

The table below includes the cities and counties of residence for cases in Florida residents based on the patient's ZIP Code. Note that city is not always received as part of the initial notification and may be missing while the case is being investigated.

City and county	Cases
Fwb, Unknown	1
Gainesville, Marion	1
Gastonia, Polk	1
Clearwater, Highlands	1
Clermont, Unknown	1
Columbia, Orange	1
Coral Gables, Unknown	1
Coral Springs, Unknown	1
Crestview, Dade	1
Dade City, Polk	1
Dania, Unknown	1
Darien, Pasco	1
Arcadia, Charlotte	1
Aspen, Palm Beach	1
Atl, Broward	1
Atlanta, Broward	1
Aurburndale, Polk	1
Aventura, Unknown	1
Azalea Park, Sarasota	1
Bartow, Unknown	1
Biscayne Park, Broward	1
Boca Rotan, Unknown	1
Alpharetta, Alachua	1
Apalachicola, Leon	1
Brooksville, Columbia	1
Bryn Mawr, Collier	1
Canfield, Duval	1
Hilliard, Dade	1
Hollywood, Leon	1
Holt, Unknown	1
Homestead, Monroe	1
Homestead, Unknown	1
Humble, Broward	1
Green, Clay	1
Greensburg, Orange	1
Greenville, Monroe	1
Gulf Shores, Escambia	1
Havanna, Gadsden	1
Jacksonville, Flagler	1
Jacksonville, Palm Beach	1
Johns Island, Wakulla	1
Killarney, Orange	1
Knoxville, Duval	1
Lake City, Volusia	1
Los Angeles, Polk	1
Lakeland, Pasco	1
Lakewood, Unknown	1
Naugatuck, Lee	1
New Vernon, Sarasota	1
New York, Broward	1
Myakka, Duval	1
Maitland, Unknown	1
Matlacha Island, Lee	1
Melbourne, Dade	1
Melbourne, Orange	1
Miami Beach, Palm Beach	1
Miami Granders, Dade	1
Missing, Baker	1
Milford, Palm Beach	1

COVID-19: characteristics of 2,170,655 Florida resident cases

Data through Apr 25, 2021 verified as of Apr 26, 2021 at 09:25 AM

Data in this report are provisional and subject to change.

The table below includes the cities and counties of residence for cases in Florida residents based on the patient's ZIP Code. Note that city is not always received as part of the initial notification and may be missing while the case is being investigated.

City and county	Cases
Milford, Polk	1
Minneapolis, Broward	1
Chipley, Holmes	1
Clarksboro, Lee	1
Colorado Springs, Unknown	1
Conifer, Lee	1
Cutler Bay, Broward	1
El Paso, Unknown	1
Elbow Lake, Palm Beach	1
Dunellen, Dade	1
Daniel Island, Bay	1
Destin, Unknown	1
Diamond, Highlands	1
Doral, Broward	1
Altamonte, Orange	1
Alva, Collier	1
333, Unknown	1
Allentown, Putnam	1
Apple Creek, Citrus	1
Amelia Village, Nassau	1
Barefoot Beach, Lee	1
Battle Creek, Manatee	1
Avon, Manatee	1
Aventura, Osceola	1
Boca Raton,, Palm Beach	1
Bear Grass, Palm Beach	1
Azalea Park, Osceola	1
Bryn Mawr, Palm Beach	1
Burkeville, Brevard	1
Camden Wyoming, Duval	1
Celebration, Palm Beach	1
Chattanooga, Dade	1
Boston, Dade	1
Brewster, Volusia	1
Fort Denaud, Glades	1
Fort Meyers, Lee	1
Fortlauderdale, Unknown	1
Fortwalton Beach, Okaloosa	1
Ft Pierce, Unknown	1
Garland, Orange	1
Fairless Hills, Broward	1
FI State Lot, Leon	1
Eatonville, Seminole	1
Everett, Dade	1
Hickory, Lee	1
Hilliard, Unknown	1
Hallandate Ben, Unknown	1
Havana, Leon	1
Homer, Escambia	1
Jeffersonville, Broward	1
Knoxville, Escambia	1
Longwood, Orange	1
Lehigh Cares, Lee	1
Live Oak, Columbia	1
Loganville, Orange	1
Lake Mary, Lake	1
Lansdale, Lake	1
Lapeer, Manatee	1
Lauderdale Hill, Unknown	1

COVID-19: characteristics of 2,170,655 Florida resident cases

Data through Apr 25, 2021 verified as of Apr 26, 2021 at 09:25 AM

Data in this report are provisional and subject to change.

The table below includes the cities and counties of residence for cases in Florida residents based on the patient's ZIP Code. Note that city is not always received as part of the initial notification and may be missing while the case is being investigated.

City and county	Cases
Ocala, Unknown	1
Middleburg, Duval	1
Midland, Osceola	1
Missing, Hamilton	1
Missing, Wakulla	1
Monterey, Broward	1
Mumford, Manatee	1
N/A, Duval	1
Naples, Alachua	1
Miami, Charlotte	1
Miamii, Dade	1
Miami Garden, Unknown	1
Palm City, Unknown	1
Oviedo, Leon	1
Ocean City, Broward	1
Old Town, Gilchrist	1
Opa Locka, Polk	1
Orem, Sarasota	1
Orem, Unknown	1
Ridgewood, Broward	1
Riverview, Manatee	1
Rochester, Broward	1
Roseland, Palm Beach	1
Republic, Monroe	1
Richmond, Palm Beach	1
Pompano Beach, Alachua	1
Porter Ranch, Dade	1
Raiford, Bradford	1
Ponte Vedra Beach, Orange	1
Port Orange , Volusia	1
Port Saint Lucie, Indian River	1
Wilbur By The Sea, Volusia	1
Willowbrook, Lee	1
Wilmington, Pasco	1
Westerville, Hillsborough	1
Wilton Manors, Dade	1
Winston Salem, Unknown	1
Winter Garden, Hillsborough	1
Woodland Hills, Brevard	1
Youngstown, Calhoun	1
Yulee, Duval	1
San Antonio, Dade	1
San Diego, Unknown	1
Sandyport, Dade	1
Sanford, Palm Beach	1
Russellville, Hillsborough	1
Saint Augustine, Okaloosa	1
Steinhatchee, Alachua	1
Tallahassee, Wakulla	1
Tampa, Escambia	1
Tampa, Manatee	1
Tangerine, Lake	1
University Of Central Florida, Hillsborough	1
University Of Central FI, Pasco	1
Village Of Palm Springs, Palm Beach	1
Virginia Beach, Alachua	1
Webster, Pasco	1
Wekiva Springs, Orange	1
Union City, Bradford	1

COVID-19: characteristics of 2,170,655 Florida resident cases

Data through Apr 25, 2021 verified as of Apr 26, 2021 at 09:25 AM

Data in this report are provisional and subject to change.

The table below includes the cities and counties of residence for cases in Florida residents based on the patient's ZIP Code. Note that city is not always received as part of the initial notification and may be missing while the case is being investigated.

City and county	Cases
Tower Lakes, Lee	1
Sebastian, Lake	1
Opalocka, Dade	1
Orlando, Union	1
Ovido, Seminole	1
Oxford, Palm Beach	1
North Canton, Palm Beach	1
Oakland, Leon	1
Ocala, Alachua	1
Okeechobee, St. Lucie	1
Miamf, Dade	1
Miami G, Dade	1
Miami, Collier	1
Miami, St. Lucie	1
Marshall, Palm Beach	1
New Richmond, Volusia	1
Rio Dell, Volusia	1
Rochelle, Volusia	1
Port Saint Lucie, Orange	1
Princeton, Alachua	1
Provincetown, Collier	1
Panama City, Walton	1
Perry, Leon	1
Perth Amboy, Monroe	1
Palm Coast, Duval	1
Sarasota, Hillsborough	1
Saint Cloud, Lee	1
Saint Johns, Orange	1
San Antonio, Sarasota	1
San Antonio, Unknown	1
Sanford, Volusia	1
Shannon, Collier	1
Soddy Daisy, Broward	1
Soldotna, Broward	1
South Burlington, Orange	1
Spring Park, Alachua	1
Wheaton, Lee	1
Wilmington, Broward	1
Wesley Chapel, Alachua	1
Umatilla, Alachua	1
University Of Central Florida, Monroe	1
Virginia Beach, Hernando	1
Waco, Broward	1
Washington, Broward	1
Steinhatchee, Madison	1
Tampa, Volusia	1
Tamarac, Seminole	1
Tangerine, Seminole	1
Tewksbury, Orange	1
Toms River, Dade	1
Winter Park, Osceola	1
Wood River, Polk	1
Worcester, Palm Beach	1
Winter Park, Alachua	1
Fort Myers, Dade	1
Grassy Key, Monroe	1
Floral, Escambia	1
Jersey City, Polk	1
Jamaica, Broward	1

COVID-19: characteristics of 2,170,655 Florida resident cases

Data through Apr 25, 2021 verified as of Apr 26, 2021 at 09:25 AM

Data in this report are provisional and subject to change.

The table below includes the cities and counties of residence for cases in Florida residents based on the patient's ZIP Code. Note that city is not always received as part of the initial notification and may be missing while the case is being investigated.

City and county	Cases
Haverford, Hillsborough	1
Herrin, Orange	1
Jacksonville, Manatee	1
Gainesville, Baker	1
Gilmer, Dade	1
Haledon, Dade	1
Jupiter, Unknown	1
Kingsland, Duval	1
Kissimmee, Brevard	1
Lake In The Hills, Columbia	1
Lake Placid, Alachua	1
Lake Worth Beach, Broward	1
Lander, Citrus	1
Las Vegas, Orange	1
Los Angeles, Palm Beach	1
Marianna, Calhoun	1
Lemoynes, Manatee	1
Lawrence Township, Palm Beach	1
Lyndhurst, Broward	1
Magnolia Square, Osceola	1
Maitland, Alachua	1
Bronx, Broward	1
Carol Stream, Orange	1
Castleberry, Escambia	1
Buffalo, Palm Beach	1
Bryant, Alachua	1
Apo, Pasco	1
Apopka, Flagler	1
99, Unknown	1
Alanson, Bay	1
Aollywoss, Dade	1
Boca Raton, Unknown	1
Bohealia, Lee	1
Blowing Rock, Polk	1
Belleair, Hillsborough	1
Dorchester, Orange	1
Estero, Collier	1
Fanning Springs, Levy	1
Felton, Manatee	1
Deland, Polk	1
Cumberland, Palm Beach	1
Dade City, Hillsborough	1
Dallas, Lee	1
De Leon Springs, Putnam	1
Dearborn, Lee	1
Clear Brook, Lee	1
Charlotte, Pasco	1
Crestview, Holmes	1
College Station, Lake	1
Columbus, Brevard	1
Cookeville, Seminole	1
Venice, Unknown	1
Westbrook, Dade	1
Wichita, Volusia	1
Washington, Unknown	1
Wells, Polk	1
Zolfo Springs, Polk	1
Yukon, Broward	1
Winder Garden, Orange	1

COVID-19: characteristics of 2,170,655 Florida resident cases

Data through Apr 25, 2021 verified as of Apr 26, 2021 at 09:25 AM

Data in this report are provisional and subject to change.

The table below includes the cities and counties of residence for cases in Florida residents based on the patient's ZIP Code. Note that city is not always received as part of the initial notification and may be missing while the case is being investigated.

City and county	Cases
Windermere, Leon	1
Windermere, Osceola	1
Windermere, Seminole	1
Winter Garden, Broward	1
Winter Garden, Pinellas	1
Winter Park, Broward	1
Shelton, Manatee	1
Sarasota, Flagler	1
Saxis, Lee	1
Schenectady, Polk	1
Sebring, Lee	1
Saint Petersburg, St. Lucie	1
Sandford, Seminole	1
Rye, Duval	1
Saint Cloud, Unknown	1
Saint Johns, Unknown	1
Sun City Center, Hardee	1
Sodus, Charlotte	1
Spring Hill , Hernando	1
Spring Hill, Dade	1
Starke, Clay	1
Stone Mountain, Palm Beach	1
Tulsa, Orange	1
Tiffin, Highlands	1
Tallahassee, Duval	1
Tallahassee, Unknown	1
Tampa, Palm Beach	1
Tavares, Marion	1
Temple Terrace, Pasco	1
Port Everglades, Broward	1
Plantation, Orange	1
Pompano Beach, Martin	1
Peoria, Unknown	1
Potomac, Palm Beach	1
Rex, Duval	1
Orange City, Seminole	1
Orange Park , Duval	1
Orem, Broward	1
Orlando, Columbia	1
Orlando, Indian River	1
Orlando, Sarasota	1
Parker, Dade	1
Parker, Leon	1
Palm Coast, Polk	1
Oviedo, Brevard	1
Pacifica, Dade	1
New Orleans, Palm Beach	1
Newark, Broward	1
Newburgh, Bay	1
Old Town, Alachua	1
Omaha, Palm Beach	1
Ona, Manatee	1
Oooooo, Unknown	1
Ocoee, Osceola	1
Okeechobee, Broward	1
North Pole, Seminole	1
North Port, Lee	1
Navarre, Dade	1
Middlesburg, Duval	1

COVID-19: characteristics of 2,170,655 Florida resident cases

Data through Apr 25, 2021 verified as of Apr 26, 2021 at 09:25 AM

Data in this report are provisional and subject to change.

The table below includes the cities and counties of residence for cases in Florida residents based on the patient's ZIP Code. Note that city is not always received as part of the initial notification and may be missing while the case is being investigated.

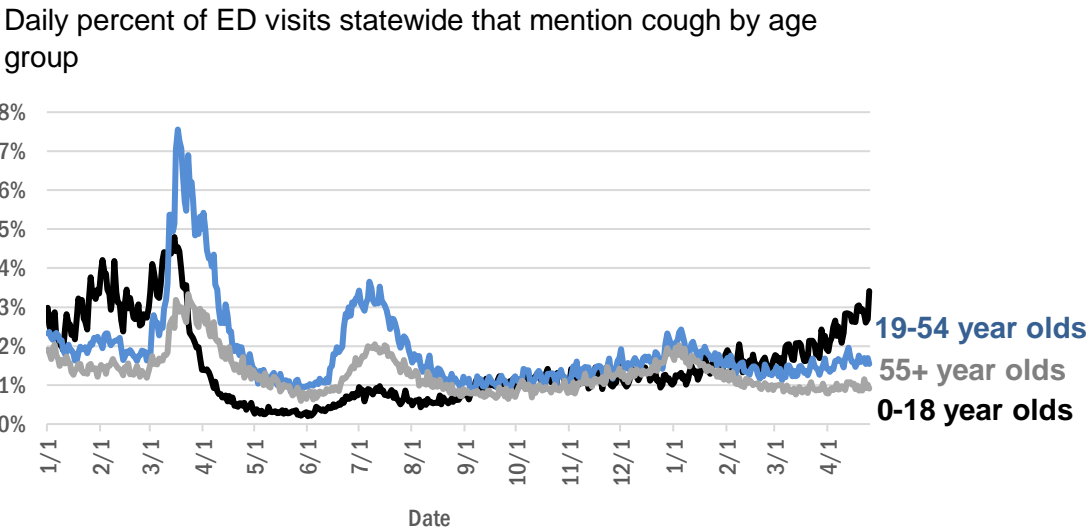
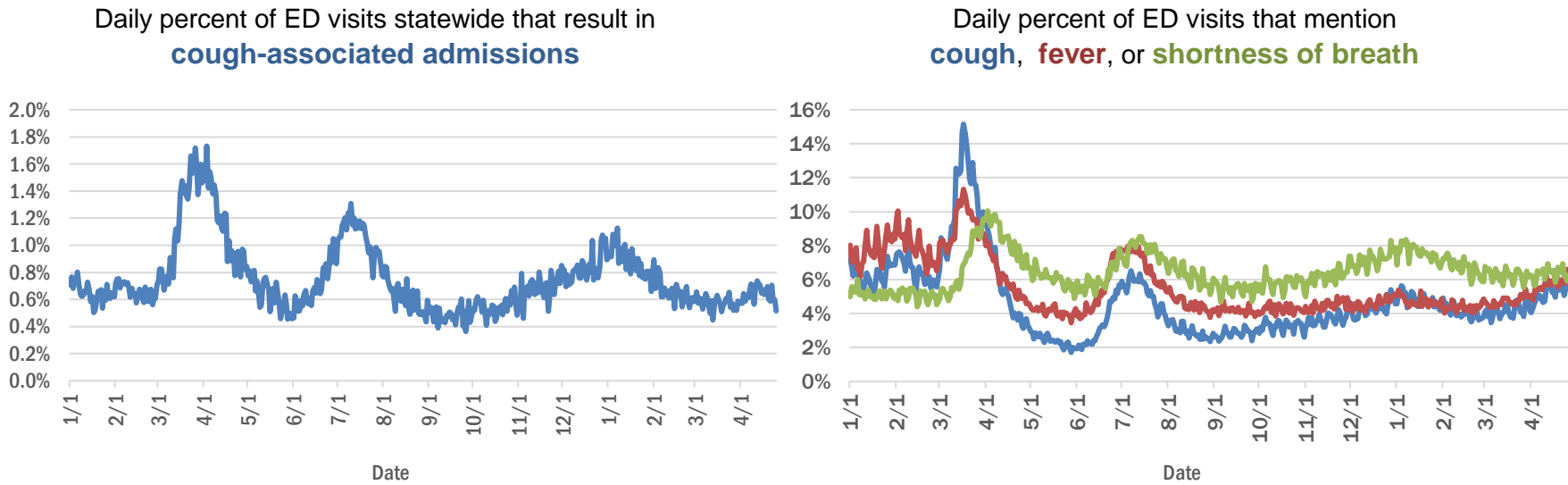
City and county	Cases
Davenport, Orange	1
Daytona Beach, Unknown	1
Deland, St. Lucie	1
Deltona, Orange	1
Columbus, Dade	1
Conway, Leon	1
Coventry, Broward	1
Cuttler Bay, Dade	1
Cypress, Leon	1
East Hampton, Palm Beach	1
Fort Myers-, Lee	1
Fort Pierce, Unknown	1
Fort Myers, Manatee	1
Foley, Escambia	1
Altoona, Marion	1
Anaheim, Unknown	1
Argyle, Walton	1
Athens, Duval	1
Bal Harbor, Dade	1
Bogota, Orange	1
Bradenton, Dade	1
Bradenton, Osceola	1
Bridgeport, Dade	1
Bronx, Palm Beach	1
Cambridge, Broward	1
Clermont, Seminole	1
Clermont, Volusia	1
Clewiston, Glades	1
Cartersville, Unknown	1
Coconut Creek, Dade	1
Littleton, Dade	1
Los Angeles Ca, Unknown	1
Los Angeles, Hardee	1
Leesburg, Marion	1
Lehigh Acres, Dade	1
Lewisburg, Pasco	1
Largo, Unknown	1
Miami, Manatee	1
Miami Beach, Broward	1
Macdill Air Force Base, Hillsborough	1
Manchester, Okaloosa	1
Margate, Dade	1
Marshall, Dade	1
Mary Esther, Unknown	1
Medford, Palm Beach	1
Gainesville, Duval	1
Granada Hills, Broward	1
Guilford, Dade	1
Hailandale, Unknown	1
Harrison, Pinellas	1
Holly Ridge, Orange	1
Homeless, Polk	1
Homosassa, Hernando	1
Homossassa, Citrus	1
Jerusalem, St. Johns	1
Lake City, Hamilton	1
La Grange, Dade	1
Total	2,170,655

COVID-19: additional surveillance information

Data through Apr 25, 2021 verified as of Apr 26, 2021 at 09:25 AM

Data in this report are provisional and subject to change.

Statewide emergency department (ED) chief complaint and admission data



The Electronic Surveillance System for the Early Notification of Community-Based Epidemics (ESSENCE-FL) includes chief complaint data from 211 of 211 Florida EDs. Data are transmitted electronically to ESSENCE-FL daily or hourly.

COVID-19: testing by laboratory

Data through Apr 25, 2021 verified as of Apr 26, 2021 at 09:25 AM

Data in this report are provisional and subject to change.

The numbers in the table below represent the number of Florida and non-Florida residents for whom test results were received by the Department of Health. A person can be tested by more than one laboratory and can have both positive and negative results. **Therefore, the sum of the numbers in each column will be larger than the total number of people tested.**

Reporting lab	Inconclusive	Negative	Positive	Percent positive	Total
CURATIVE LABS	16,101	1,757,332	275,512	13%	2,048,945
LABORATORY CORPORATION OF AMERICA	2,642	1,691,738	230,130	12%	1,924,510
QUEST DIAGNOSTICS	12,247	1,419,435	208,729	13%	1,640,411
BIO REFERENCE LABORATORIES, INC	7,569	974,778	188,414	16%	1,170,761
HELIX	10,230	740,393	130,203	15%	880,826
REALTOX LABS LLC	6,911	623,799	102,678	14%	733,388
NOMI_HEALTH	3,420	564,729	78,417	12%	646,566
RCA LABORATORY SERVICES, LLC/GENETWORX		484,340	54,373	10%	538,713
GENETWORX	661	390,598	32,996	8%	424,255
PALM BEACH BALLPARK		367,979	41,907	10%	409,886
CDR MAGUIRE - HEALTH CARE CENTER		338,621	51,562	13%	390,183
PWNHEALTH	2,099	304,401	42,475	12%	348,975
IMPACT HEALTH BIOMETRIC TESTING, INC	1,047	233,899	28,275	11%	263,221
EAST FLORIDA STATE COLLEGE - BREVARD ☐		212,886	26,986	11%	239,872
BPHL-JACKSONVILLE	18	202,109	34,749	15%	236,876
ADVENTHEALTH LAB	99	186,690	24,021	11%	210,810
FULGENT DIAGNOSTICS LABORATORY	4,074	180,474	20,720	10%	205,268
BPHL-MIAMI	225	165,739	27,792	14%	193,756
NOMI HEALTH LAB SERVICES		172,679	19,998	10%	192,677
MAKO GENOMICS	8,262	146,866	27,099	15%	182,227
CB SMITH PARK		150,114	18,792	11%	168,906
MAYO CLINIC LABORATORIES	342	144,759	17,870	11%	162,971
BAYCARE LABORATORIES LLC	662	147,351	12,459	8%	160,472
AEGIS SCIENCES CORPORATION	1,331	131,533	21,346	14%	154,210
ELABNETWORK	1,059	139,485	11,988	8%	152,532
MEMORIAL REGIONAL HOSPITAL SOUTH	31	125,644	25,340	17%	151,015
ORLANDO HEALTH SYSTEM	687	132,264	13,416	9%	146,367
ASCENSION SACRED HEART HOSPITAL - PENSACOLA	2	118,608	18,132	13%	136,742
BIOCOLLECTIONS WORLDWIDE, INC	766	116,813	13,853	11%	131,432
NORTHWEST LABORATORY	247	121,119	6,478	5%	127,844
AKESOGEN		102,487	19,908	16%	122,395
TESTING MATTERS INC	1,244	101,205	18,831	16%	121,280
ADVENT HEALTH LAB	112	101,258	13,955	12%	115,325
MEDICAL DIAGNOSTIC LABORATORIES	977	98,611	14,221	12%	113,809
BPHL-TAMPA (SPECTRUM BLVD)	46	95,185	17,655	16%	112,886
UF HEALTH MEDICAL LAB	33	102,526	9,703	9%	112,262
TAMPA GENERAL HOSPITAL	4	100,820	9,665	9%	110,489
DIATHERIX LABORATORIES (VRL EUROFINs)	1	89,393	13,245	13%	102,639
BAPTIST HEALTH SOUTH FLORIDA	395	87,783	13,165	13%	101,343
KORVALABS, INC	1,285	92,253	4,728	5%	98,266
SUNPATH MEDICAL DIAGNOSTICS LABORATORY	843	80,194	12,365	13%	93,402
ASCENSION ST VINCENT'S - RIVERSIDE	2	75,800	10,498	12%	86,300
LAKELAND REGIONAL MEDICAL CENTER	260	73,722	9,542	11%	83,524
SOUTH MIAMI HOSPITAL LAB	468	72,573	10,158	12%	83,199
JACKSON MEMORIAL HOSPITAL CLINICAL LAB	79	69,411	12,135	15%	81,625
INGENIOUS PERSONALIZED MEDICINE	242	61,344	12,406	17%	73,992
UF HEALTH SHANDS HOSPITAL	528	66,848	4,779	7%	72,155

COVID-19: testing by laboratory

Data through Apr 25, 2021 verified as of Apr 26, 2021 at 09:25 AM

Data in this report are provisional and subject to change.

The numbers in the table below represent the number of Florida and non-Florida residents for whom test results were received by the Department of Health. A person can be tested by more than one laboratory and can have both positive and negative results. **Therefore, the sum of the numbers in each column will be larger than the total number of people tested.**

Reporting lab	Inconclusive	Negative	Positive	Percent positive	Total
MINUTECLINIC LLC		59,665	10,153	15%	69,818
AMERICAN HEALTH ASSOCIATES	9	64,349	5,342	8%	69,700
APPLIED INGENUITY DIAGNOSTICS LLC		62,271	3,178	5%	65,449
AIT LABORATORIES		55,404	6,822	11%	62,226
BAPTIST HEALTH - JACKSONVILLE	4	54,843	4,167	7%	59,014
GENESIS REFERENCE LABORATORIES		52,104	5,465	9%	57,569
ADVENTIST HEALTH SYSTEMS SUNBELT INC DBA		48,942	6,332	11%	55,274
SARASOTA MEMORIAL HOSPITAL MAIN LAB	12	49,165	4,128	8%	53,305
ARUP LABORATORIES	16	50,110	2,927	6%	53,053
TALLAHASSEE MEMORIAL HOSPITAL	241	47,076	5,610	11%	52,927
BROWARD GENERAL MEDICAL CENTER-CLINICAL LAB	2	46,451	5,097	10%	51,550
NICKLAUS CHILDREN'S HOSPITAL	74	45,372	5,747	11%	51,193
FLORIDA HOSPITAL - TAMPA	37	45,218	3,596	7%	48,851
AMELIA EARHART		40,422	6,669	14%	47,091
DWIC OF TAMPA BAY INC		41,150	5,543	12%	46,693
VIRACOR EUROFINS		35,985	9,846	21%	45,831
MEDFAST URGENT CARE CENTERS, LLC	20	39,470	6,087	13%	45,577
MILLENNIUM PHYSICIAN GROUP	17	37,266	7,314	16%	44,597
UNIVERSITY OF MIAMI HOSPITAL	153	39,575	3,945	9%	43,673
LEE HEALTH - CAPE CORAL HOSPITAL	3	37,491	5,992	14%	43,486
UF HEALTH JACKSONVILLE	60	37,798	4,256	10%	42,114
INTEGRATED REGIONAL LABORATORIES LLP	14	36,839	5,178	12%	42,031
ECCO LAB GROUP CO	542	35,145	4,761	12%	40,448
ORANGE COUNTY CONVENTION CENTER		33,330	3,718	10%	37,048
MOUNT SINAI MEDICAL CENTER	13	33,444	3,551	10%	37,008
NORTH FLORIDA REGIONAL MEDICAL CENTER		33,120	3,674	10%	36,794
WALGREENS	38	30,225	5,581	16%	35,844
MIAMI DADE COUNTY☐		32,091	3,527	10%	35,618
BRANDON REGIONAL HOSPITAL		31,486	4,085	11%	35,571
ST JOSEPHS HOSPITAL LABORATORY	23	31,599	3,929	11%	35,551
NIGHT LITE PEDIATRIC CENTER LLC		31,836	3,352	10%	35,188
STS LAB 2 LLC	6	32,624	1,793	5%	34,423
GENESIS MEDICAL LABORATORY	467	28,666	5,064	15%	34,197
JUPITER MEDICAL CENTER LAB	87	30,503	2,950	9%	33,540
JFK MEDICAL CENTER LAB	1	28,407	3,576	11%	31,984
PALMETTO GENERAL HOSPITAL LAB	3	26,364	5,055	16%	31,422
HOLY CROSS HOSPITAL CLINICAL LAB	1	28,534	2,685	9%	31,220
WATSON CLINIC LLP		24,885	5,813	19%	30,698
AVENTUS BIO LABS	16	25,893	3,592	12%	29,501
MIAMI BEACH CONVENTION CENTER		26,105	2,110	7%	28,215
INFINITY BIOLOGIX LLC (GINKO BIOWORKS)	112	26,215	1,227	4%	27,554
MALABAR MEDICAL WALK IN CLINIC	1	23,039	4,505	16%	27,545
HEALTHLINK DIAGNOSTIC LABORATORIES	298	24,646	2,457	9%	27,401
CLEVELAND CLINIC TRADITION HOSPITAL		24,850	1,975	7%	26,825

COVID-19: testing by laboratory

Data through Apr 25, 2021 verified as of Apr 26, 2021 at 09:25 AM

Data in this report are provisional and subject to change.

The numbers in the table below represent the number of Florida and non-Florida residents for whom test results were received by the Department of Health. A person can be tested by more than one laboratory and can have both positive and negative results. **Therefore, the sum of the numbers in each column will be larger than the total number of people tested.**

Reporting lab	Inconclusive	Negative	Positive	Percent positive	Total
CLEVELAND CLINIC HOSPITAL LAB	4	23,707	2,598	10%	26,309
ACCESS DX LABORATORY	229	23,454	2,138	8%	25,821
MORTON PLANT HOSPITAL-ADLER INSTITUTE	26	22,682	2,796	11%	25,504
SAINT MARY'S MEDICAL CENTER	27	21,924	2,436	10%	24,387
LAB DIAGNOSTICS LLC	397	18,500	5,371	22%	24,268
DRS CLACK SPENCER WHITE & MCCORMACK PA D/B/A		21,895	2,151	9%	24,046
UNITED CLINICAL LABORATORY LLC	3	21,086	2,745	12%	23,834
PANCARE OF FLORIDA INC		21,043	2,541	11%	23,584
BAYFRONT HEALTH - ST PETERSBURG	17	20,263	2,640	12%	22,920
STATLAB_MOBILE	1	20,518	2,062	9%	22,581
NAPLES COMMUNITY HOSPITAL	74	19,962	2,068	9%	22,104
PATIENTS FIRST LAKE ELLA MEDICAL CENTER PA		18,336	3,308	15%	21,644
ADVENT HEALTH - DAYTONA BEACH	32	18,890	1,758	9%	20,680
LEESBURG REGIONAL MEDICAL CENTER		18,094	2,466	12%	20,560
EXACT SCIENCES LABORATORIES	1	18,177	2,308	11%	20,486
HOMESTEAD HOSPITAL CLINICAL LABORATORY	27	16,867	3,547	17%	20,441
CLARITY LAB SOLUTIONS	110	18,199	2,127	10%	20,436
OSCEOLA REGIONAL MEDICAL CENTER	1	17,909	2,476	12%	20,386
LAWNWOOD REGIONAL MEDICAL CENTER	1	17,709	2,418	12%	20,128
SYNERGY DIAGNOSTIC LABORATORY	98	17,499	2,411	12%	20,008
NORTHWEST MEDICAL CENTER	1	17,360	2,386	12%	19,747
MEMORIAL HOSPITAL JACKSONVILLE	8	16,781	2,875	15%	19,664
VISTA CLINICAL DIAGNOSTICS	491	16,595	2,084	11%	19,170
ORANGE PARK MEDICAL CENTER	9	16,068	2,821	15%	18,898
BETHESDA HOSPITAL EAST		17,059	1,653	9%	18,712
INDIAN RIVER PATHOLOGY LLC		17,143	1,324	7%	18,467
OAK HILL HOSPITAL		16,457	1,987	11%	18,444
DELRAY MEDICAL CENTER LAB	3	16,470	1,792	10%	18,265
MEMORIAL REGIONAL HOSPITAL CLINICAL LABORATORY	10	16,704	1,098	6%	17,812
WEST KENDALL BAPTIST HOSPITAL	14	14,327	3,226	18%	17,567
ADVENTHEALTH CENTRA CARE LAKE BUENA VISTA		15,361	2,104	12%	17,465
HEALTH CENTER AT SINAI RESIDENCES		16,926	506	3%	17,432
BAPTIST HEALTH - SOUTH		16,100	1,310	8%	17,410
LABS ASAP LLC		15,826	1,578	9%	17,404
BIOCERNA LABS	461	14,582	2,112	12%	17,155
ACCESS MEDICAL LABORATORIES	4	8,756	8,334	49%	17,094
NEMOURS CHILDRENS HOSPITAL	1	15,951	998	6%	16,950
LARGO MEDICAL CENTER		15,058	1,798	11%	16,856
MEDRITE MEDICAL CARE, PC	6,840	9,090	887	5%	16,817
WINTER HAVEN HOSPITAL CLINICAL LABORATORY	4	14,274	2,524	15%	16,802
THE HEALTHCARE DISTRICT OF PALM BEACH COUNTY	51	14,633	2,063	12%	16,747
MOLECULAR INFECTIOUS DISEASES	643	15,210	715	4%	16,568
FULGENT DIAGNOSTICS	171	15,266	999	6%	16,436
MEDICAL CENTER OF TRINITY CLINICAL LABORATORY	2	14,675	1,665	10%	16,342
WELLINGTON REGIONAL MED CTR LAB	6	14,468	1,798	11%	16,272

COVID-19: testing by laboratory

Data through Apr 25, 2021 verified as of Apr 26, 2021 at 09:25 AM

Data in this report are provisional and subject to change.

The numbers in the table below represent the number of Florida and non-Florida residents for whom test results were received by the Department of Health. A person can be tested by more than one laboratory and can have both positive and negative results. **Therefore, the sum of the numbers in each column will be larger than the total number of people tested.**

Reporting lab	Inconclusive	Negative	Positive	Percent positive	Total
PALMS WEST HOSPITAL LAB	2	14,057	2,126	13%	16,185
BAPTIST HEALTHCARE - BAPTIST HOSPITAL	6	12,768	3,293	20%	16,067
UHEALTH CORAL GABLES/LENNAR MED CTR	54	14,916	1,089	7%	16,059
LEE HEALTH - LEE MEMORIAL HOSPITAL		12,171	3,742	24%	15,913
PRIVA PATH LABS	82	14,787	1,013	6%	15,882
NATIONWIDE LABORATORY SERVICES INC	546	13,392	1,830	12%	15,768
WEST FLORIDA HOSPITAL LAB	1	12,415	3,137	20%	15,553
MERCY HOSPITAL A CAMPUS OF PLANTATION GEN HOSP LAB	1	13,086	2,293	15%	15,380
WESTSIDE REGIONAL MED CTR	2	13,107	2,222	14%	15,331
GOOD SAMARITAN MEDICAL CENTER LAB	2	13,377	1,910	12%	15,289
REGIONAL MEDCIAL CENTER BAYONET POINT	2	13,895	1,207	8%	15,104
CARDIOPATH	84	12,980	1,907	13%	14,971
THE VILLAGES REGIONAL HOSPITAL		13,388	1,428	10%	14,816
NONA SCIENTIFIC	5	11,536	3,169	22%	14,710
GULF COAST MEDICAL CENTER MICROLAB		11,478	3,046	21%	14,524
INDIAN RIVER MEDICAL CENTER LAB		13,669	852	6%	14,521
AVENTURA HOSPITAL LAB		11,630	2,631	18%	14,261
CORAL GABLES HOSPITAL CLINICAL LABORATORY		12,074	2,090	15%	14,164
BAPTIST HEALTH SOUTH FLORIDA - WEST KENDALL URGENT CARE		11,629	2,279	16%	13,908
CAPITAL REGIONAL MEDICAL CTR		11,316	2,487	18%	13,803
PRECISION HEALTH RESOURCES LLC		12,848	895	7%	13,743
WEST BOCA MEDICAL CENTER LAB		12,734	992	7%	13,726
BLAKE MEDICAL CENTER		12,110	1,610	12%	13,720
HALIFAX MEDICAL CENTER LAB	39	11,582	2,017	15%	13,638
MANATEE MEMORIAL HOSPITAL		12,326	1,111	8%	13,437
LEE HEALTH - HEALTH PARK MEDICAL CENTER		11,316	2,078	16%	13,394
ST ANTHONY'S HOSPITAL LAB	30	11,547	1,630	12%	13,207
PALM BEACH GARDENS MEDICAL CTR LAB		11,838	1,272	10%	13,110
PHYSICIANS REGIONAL MEDICAL CENTER - PINE RIDGE RD	1	11,429	1,257	10%	12,687
PLANTATION GENERAL HOSPITAL		10,705	1,929	15%	12,634
FLORIDA LABORATORY ANALYSIS		11,038	1,538	12%	12,576
GENOVA DIAGNOSTICS LABORATORY	70	11,379	1,125	9%	12,574
ST JOSEPHS HOSPITAL	18	10,738	1,817	14%	12,573
LAKE CITY MEDICAL CENTER		10,244	2,320	18%	12,564
CernerELR_Advent		11,004	1,531	12%	12,535
FLORIDA HOSPITAL HEARTLAND MED CTR CLINICAL LAB	33	10,905	1,536	12%	12,474
LEE DAVIS COMMUNITY RESOURCE CENTER		10,621	1,841	15%	12,462
PATHNOSTICS	45	9,943	2,456	20%	12,444
LARKIN COMMUNITY HOSPITAL	10	10,735	1,566	13%	12,311
LAKE CITY HM		11,147	988	8%	12,135
BINAXNOW	9	9,184	2,910	24%	12,103
FLORIDA MEDICAL CENTER - A CAMPUS OF NORTH SHORE	2	10,633	1,455	12%	12,090
PWN HEALTH	17	9,955	2,080	17%	12,052
ADVENTHEALTH CENTRA CARE WATERFORD LAKES		10,050	1,973	16%	12,023
FAU		10,984	1,002	8%	11,986
FLORIDA HOSPITAL WATERMAN LABORATORY	70	10,997	863	7%	11,930
CENTRAL FLORIDA REGIONAL HOSPITAL		10,642	1,251	11%	11,893

COVID-19: testing by laboratory

Data through Apr 25, 2021 verified as of Apr 26, 2021 at 09:25 AM

Data in this report are provisional and subject to change.

The numbers in the table below represent the number of Florida and non-Florida residents for whom test results were received by the Department of Health. A person can be tested by more than one laboratory and can have both positive and negative results. **Therefore, the sum of the numbers in each column will be larger than the total number of people tested.**

Reporting lab	Inconclusive	Negative	Positive	Percent positive	Total
COAST DIAGNOSTICS LLC	49	10,556	1,267	11%	11,872
EXPRESS GENE MOLECULAR DIAGNOSTICS LABORATORY	1	10,240	1,550	13%	11,791
VIKOR SCIENTIFIC	49	9,851	1,868	16%	11,768
ST MARKS HOSPITAL LABORATORY B	78	10,627	1,002	9%	11,707
ADVENT HEALTH - WESLEY CHAPEL	14	10,576	1,108	9%	11,698
NORTHSIDE HOSPITAL AND HEART INSTITUTE		10,514	1,137	10%	11,651
DOCTORS HOSPITAL	7	9,816	1,821	16%	11,644
MEASE COUNTRYSIDE LAB	14	10,279	1,304	11%	11,597
JOHNS HOPKINS ALL CHILDREN'S HOSPITAL		10,810	714	6%	11,524
CORAL SPRINGS MED CTR		10,295	1,120	10%	11,415
SARKIS CLINICAL TRIALS	25	9,938	1,359	12%	11,322
FLORIDA HOSPITAL DELAND	10	9,940	1,339	12%	11,289
HEALTHQUEST ESOTERICS		9,657	1,620	14%	11,277
AMERICAN FAMILY CARE	1	6,742	4,533	40%	11,276
BAPTIST HEALTH SOUTH FLORIDA - COUNTRY WALK URGENT CARE		9,254	1,960	17%	11,214
LEON MEDICAL CENTERS LLC		8,855	2,219	20%	11,074
ADVENTHEALTH CENTRA CARE ST CLOUD	1	9,493	1,575	14%	11,069
WEST PALM HOSPITAL LAB		10,075	832	8%	10,907
NCF DIAGNOSTICS & DNA TECHNOLOGIES LAB	167	10,164	548	5%	10,879
GENE BY GENE, GENOMICS RESEARCH CENTER LAB	44	9,987	671	6%	10,702
SYNERGY LABORATORIES	34	9,460	1,196	11%	10,690
LARKIN COMMUNITY HOSPITAL INC DBA CARDIOTROPIC		6,819	3,620	35%	10,439
H LEE MOFFITT CANCER CENTER LABORATORY	4	10,151	272	3%	10,427
LABSTAT LLC	23	9,880	479	5%	10,382
FLORIDA HOSPITAL FLAGLER	29	9,344	949	9%	10,322
OCALA REGIONAL MEDICAL CENTER		9,052	1,267	12%	10,319
MEDARBOR DIAGNOSTICS	1	9,161	1,155	11%	10,317
BROWARD HEALTH NORTH CLINICAL LABORATORY		9,081	1,129	11%	10,210
AVECINA MEDICAL	4	6,205	3,947	39%	10,156
NORTH SHORE MEDICAL CENTER		8,332	1,634	16%	9,966
P4 CLINICAL, LLC	205	8,768	992	10%	9,965
FLORIDA HOSPITAL OF CARROLLWOOD	23	8,477	1,392	14%	9,892
FIRST CHOICE LABORATORY LLC	109	9,160	597	6%	9,866
SRQ DRIVE THROUGH		8,944	905	9%	9,849
LEE HEALTH - GULF COAST MEDICAL CENTER	2	8,017	1,792	18%	9,811
FLORIDA HOSPITAL ZEPHYRHILLS	10	8,707	1,092	11%	9,809
AVECINA	20	9,008	705	7%	9,733
NCH DOWNTOWN NAPLES HOSPITAL	17	8,869	772	8%	9,658
ADVENTHEALTH CENTRA CARE CLERMONT		8,317	1,334	14%	9,651
PALM BEACH BALL PARK		8,607	1,032	11%	9,639
BOSTON HEART DIAGNOSTICS CORP		8,426	1,210	13%	9,636
INDIAN RIVER MEDICAL CENTER		8,504	1,100	11%	9,604
ADVENTHEALTH CENTRA CARE UNIVERSITY	1	8,462	1,116	12%	9,579
SANTA ROSA MEDICAL CENTER	2	8,009	1,526	16%	9,537
FLORIDA HOSPITAL Ocala		8,453	1,073	11%	9,526
BAPTIST HEALTH - BEACHES		8,793	680	7%	9,473
ANNE BATES LEACH EYE HOSPITAL/ ABLEH MICROBIOLOGY LABORATORY	9	9,250	129	1%	9,388

COVID-19: testing by laboratory

Data through Apr 25, 2021 verified as of Apr 26, 2021 at 09:25 AM

Data in this report are provisional and subject to change.

The numbers in the table below represent the number of Florida and non-Florida residents for whom test results were received by the Department of Health. A person can be tested by more than one laboratory and can have both positive and negative results. **Therefore, the sum of the numbers in each column will be larger than the total number of people tested.**

Reporting lab	Inconclusive	Negative	Positive	Percent positive	Total
ADVENTHEALTH CENTRA CARE WINTER PARK		8,395	980	10%	9,375
ADVENTHEALTH CENTRA CARE WINTER GARDEN	1	8,257	1,074	12%	9,332
CLEVELAND CLINIC MARTIN NORTH HOSPITAL		8,191	983	11%	9,174
CLEVELAND CLINIC MARTIN SOUTH HOSPITAL	1	8,186	975	11%	9,162
BAPTIST HEALTH SOUTH FLORIDA - MIAMI LAKES URGENT CARE		7,209	1,952	21%	9,161
INFORM DIAGNOSTICS, INC		8,607	517	6%	9,124
MEMORIAL HOSPITAL WEST LABORATORY SERVICES	14	8,270	807	9%	9,091
BAYCARE COMMUNITY HEALTH		8,817	199	2%	9,016
MEMORIAL HOSPITAL MICRO		8,407	588	7%	8,995
NCH NORTH NAPLES HOSPITAL	9	8,150	830	9%	8,989
CERNERELR_BAYCARE	43	8,320	616	7%	8,979
SOUTH BAY HOSPITAL CLINICAL LAB	1	8,022	951	11%	8,974
ST LUCIE MEDICAL CENTER		7,253	1,622	18%	8,875
PARAMOUNT URGENT CARE	4	5,426	3,445	39%	8,875
ADVENTHEALTH CENTRA CARE LAKE LAND	1	7,644	1,208	14%	8,853
UNIVERSITY HOSPITAL AND MEDICAL CENTER		7,440	1,374	16%	8,814
KD MEDICAL CHOICE LLC	5	8,001	772	9%	8,778
POINCIANA MEDICAL CENTER		6,834	1,840	21%	8,674
QDX PATHOLOGY SERVICES	2	8,223	422	5%	8,647
WEST MARION COMMUNITY HOSPITAL LAB		7,201	1,379	16%	8,580
ADVENTHEALTH CENTRA CARE LEE ROAD		7,631	925	11%	8,556
LEE HEALTH CONVENIENT CARE - PAGE FIELD		7,489	925	11%	8,414
LAKEWOOD RANCH MEDICAL CENTER		7,740	657	8%	8,397
ADVENTHEALTH CENTRA CARE HUNTERS CREEK	3	7,258	1,119	13%	8,380
FLORIDA HOSPITAL FISH MEMORIAL	19	7,128	1,233	15%	8,380
ISPM LABS, LLC DBA CAPSTONE DIAGNOSTICS, LLC		7,941	401	5%	8,342
AVECINA MEDICAL OAKLEAF	3	6,977	1,330	16%	8,310
ADVENTHEALTH CENTRA CARE SANFORD		7,245	1,010	12%	8,255
ATLANTIS URGENT CARE	12	6,440	1,760	21%	8,212
CERNERELR_BAPTISTMIAMI	31	7,313	862	11%	8,206
BAYFRONT HEALTH - PORT CHARLOTTE		7,518	629	8%	8,147
MORTON PLANT-MEASE	5	7,315	797	10%	8,117
ADVENTHEALTH CENTRA CARE DR PHILLIPS		7,284	816	10%	8,100
ARCPOINT LABS OF FORT MYERS	5	7,032	940	12%	7,977
BAPTIST HEALTH SOUTH FLORIDA - WESTCHESTER URGENT CARE		6,570	1,400	18%	7,970
ADVENTHEALTH CENTRA CARE LAKE MARY	2	6,876	1,032	13%	7,910
HIALEAH HOSPITAL	4	6,151	1,726	22%	7,881
ADVENTHEALTH CENTRA CARE APOPKA	1	6,751	1,120	14%	7,872
EMERALD COAST URGENT CARE		6,179	1,680	21%	7,859
ADVENTHEALTH CENTRA CARE MOUNT DORA		6,608	1,177	15%	7,785
MINUTECLINIC LLC		6,643	1,136	15%	7,779
ADVENTIST HEALTH SYSTEMS, SUNBELT INC		6,712	1,057	14%	7,769
ADVENTHEALTH CENTRA CARE KISSIMMEE		6,918	786	10%	7,704
BAPTIST HEALTH SOUTH FLORIDA - DORAL URGENT CARE		6,183	1,497	19%	7,680
SPORTS DRUG TESTING LABORATORY	136	7,306	210	3%	7,652
NCH NORTH NAPLES HOSPITAL LAB	15	6,733	830	11%	7,578
OVIEDO MEDICAL CENTER		6,777	763	10%	7,540

COVID-19: testing by laboratory

Data through Apr 25, 2021 verified as of Apr 26, 2021 at 09:25 AM

Data in this report are provisional and subject to change.

The numbers in the table below represent the number of Florida and non-Florida residents for whom test results were received by the Department of Health. A person can be tested by more than one laboratory and can have both positive and negative results. **Therefore, the sum of the numbers in each column will be larger than the total number of people tested.**

Reporting lab	Inconclusive	Negative	Positive	Percent positive	Total
ADVENTHEALTH EXPRESS CARE		6,195	1,294	17%	7,489
BAPTIST HEALTH - NASSAU		7,077	366	5%	7,443
EGLIN AIR FORCE BASE	14	5,713	1,706	23%	7,433
COMMUNITY HEALTH CENTERS OF PINELLAS INC	2	5,957	1,379	19%	7,338
MEDEXPRESS URGENT CARE OF BOYNTON BEACH LLC		6,728	597	8%	7,325
ADVENTHEALTH CENTRA CARE ALTAMONTE		6,357	920	13%	7,277
HOLIDAY CVS LLC		6,833	398	6%	7,231
EMPIRE CITY LABORATORIES INC	92	6,092	1,012	14%	7,196
IMPERIAL POINT MEDICAL CENTER		6,559	636	9%	7,195
MEDEXPRESS URGENT CARE	2	4,995	2,194	31%	7,191
DYNIX DIAGNOSTIX		6,482	698	10%	7,180
ST PETERSBURG GENERAL HOSPITAL		6,104	1,041	15%	7,145
SUNCOAST PATHOLOGY ASSOCIATES		6,520	602	8%	7,122
AVERO DIAGNOSTICS - IRVING	11	6,587	477	7%	7,075
MEDEXPRESS URGENT CARE HUDSON		6,050	979	14%	7,029
UNKNOWN	5	3,532	3,367	49%	6,904
ADVENTHEALTH CENTRA CARE AZALEA PARK		5,862	984	14%	6,846
LUMINUS DIAGNOSTICS		6,284	558	8%	6,842
CLINICAL REFERENCE LABORATORY	2	6,459	358	5%	6,819
ACUTIS DIAGNOSTICS	171	5,502	1,136	17%	6,809
ST JOSEPHS NORTH HOSPITAL LAB	7	5,774	999	15%	6,780
MINUTECLINIC LLC #1067		5,832	943	14%	6,775
WELLINGTON REGIONAL MEDICAL CENTER		6,218	548	8%	6,766
HOLMES REG MED CENTER CLINICAL LAB		6,021	724	11%	6,745
AHCC WESLEY CHAPEL		5,956	786	12%	6,742
ADVENT HEALTH - HEART OF FLORIDA ER	1	5,809	914	14%	6,724
FORT WALTON BEACH MEDICAL CENTER		5,779	932	14%	6,711
ADVENTHEALTH CENTRA CARE OVIEDO		5,746	937	14%	6,683
VISTA CLINICAL	8	3,893	2,717	41%	6,618
SOLARIS DIAGNOSTICS	11	6,008	591	9%	6,610
MINUTECLINIC LLC #8396		5,598	982	15%	6,580
FLORIDA HOSPITAL NORTH PINELLAS	11	6,021	528	8%	6,560
MINUTECLINIC		5,524	949	15%	6,473
RAULERSON HOSPITAL		5,561	860	13%	6,421
MICROGEN DX	4	5,639	728	11%	6,371
ANGEL KIDS PEDIATRICS		6,028	343	5%	6,371
MINUTECLINIC LLC #3703		5,176	1,179	19%	6,355
FLORIDA COMMUNITY HEALTH CENTER		5,085	1,233	20%	6,318
BAPTIST HEALTH SOUTH FLORIDA - PEMBROKE PINES URGENT CARE		5,199	1,082	17%	6,281
NORTHWEST FLORIDA COMMUNITY HOSPITAL	47	4,757	1,462	23%	6,266
FLORIDA FAMILY LABORATORY, INC DBA	50	5,697	477	8%	6,224
DOCTORS URGENT CARE LLC	1	5,063	1,137	18%	6,201
ADVENTHEALTH CENTRA CARE LONGWOOD		5,400	793	13%	6,193
PARAMOUNT URGENT CARE INC	1	3,867	2,322	38%	6,190
ADVENTHEALTH CENTRA CARE SOUTH ORANGE		5,288	863	14%	6,151
PUTNAM COMMUNITY MEDICAL CENTER		5,378	768	12%	6,146
LABORATORY OF FLORIDA LLC	41	5,498	524	9%	6,063

COVID-19: testing by laboratory

Data through Apr 25, 2021 verified as of Apr 26, 2021 at 09:25 AM

Data in this report are provisional and subject to change.

The numbers in the table below represent the number of Florida and non-Florida residents for whom test results were received by the Department of Health. A person can be tested by more than one laboratory and can have both positive and negative results. **Therefore, the sum of the numbers in each column will be larger than the total number of people tested.**

Reporting lab	Inconclusive	Negative	Positive	Percent positive	Total
ADVENTHEALTH CENTRA CARE ORANGE LAKE		5,298	751	12%	6,049
DOCTORS URGENT CARE OF LUTZ LLC	1	4,879	1,146	19%	6,026
PRO CLINIC		4,936	1,087	18%	6,023
ADVENTHEALTH CENTRA CARE PORT ORANGE		5,047	942	16%	5,989
PHARMCO RX	2	5,663	320	5%	5,985
SOUTH FLORIDA BAPTIST HOSPITAL MICRO	4	4,963	1,003	17%	5,970
ALTRU DIAGNOSTICS INC	5	5,693	249	4%	5,947
URGENT CARE OF THE PALM BEACHES		4,935	1,009	17%	5,944
COASTAL MED URGENT CARE		4,366	1,565	26%	5,931
BAYFRONT HEALTH - VENICE REGIONAL MEDICAL	1	5,374	537	9%	5,912
ADVENTHEALTH CENTRA CARE SAND LAKE		5,210	647	11%	5,857
HEALTH FIRST ADVENTHEALTH CENTRA CARE - TITUSVILLE		4,957	891	15%	5,848
GENOSUR LLC	18	5,723	82	1%	5,823
MINUTE CLINIC LLC		5,039	777	13%	5,816
MEDEXPRESS URGENT CARE - GOLDEN GATE		5,064	695	12%	5,759
MEDEXPRESS URGENT CARE - ROYAL PALM BEACH		5,107	634	11%	5,741
PEDIATRIC HEALTH CARE ALLIANCE PA		5,255	486	8%	5,741
ADVENTHEALTH CENTRA CARE LEESBURG		4,658	1,031	18%	5,689
MEDEXPRESS URGENT CARE - ESTERO		5,083	603	11%	5,686
MEDCOMP SCIENCES LLC	128	3,485	2,049	36%	5,662
BAPTIST HEALTH - NORTH		4,530	1,131	20%	5,661
SUNRISE MEDICAL LABORATORIES	2	5,220	406	7%	5,628
MEDICAL DNA LABS LLC	3	5,116	490	9%	5,609
PALMS OF PASADENA HOSPITAL		5,025	579	10%	5,604
URGENT CARE CURE	2	4,782	769	14%	5,553
BAPTIST HEALTH SOUTH FLORIDA - KENDALE LAKES URGENT CARE		4,486	1,059	19%	5,545
MEDEXPRESS URGENT CARE PALM BEACH GARDENS		4,963	501	9%	5,464
ESCAMBIA COMMUNITY CLINICS INC	8	4,147	1,305	24%	5,460
DOCTORS HOSPITAL OF SARASOTA CLINICAL LABORATORY		4,768	686	13%	5,454
BAPTIST HEALTH SOUTH FLORIDA - CORAL SPRINGS URGENT CARE		4,672	778	14%	5,450
TROPICANA FIELD - LOT 2□	19	4,935	494	9%	5,448
WESTCHESTER HOSPITAL	23	4,428	985	18%	5,436
THE CENTER FOR URGENT CARE	3	4,542	881	16%	5,426
HEALTH FIRST ADVENTHEALTH CENTRA CARE GATEWAY	1	4,862	545	10%	5,408
BAPTIST HEALTH SOUTH FLORIDA - TAMIAMI TRAIL URGENT CARE		4,335	1,050	19%	5,385
TALLAHASSEE PRIMARY CARE ASSOCIATES		4,737	614	11%	5,351
PARAMOUNT URGENT CARE - WINDERMERE	2	3,511	1,789	34%	5,302
HIGHLANDS REGIONAL MEDICAL CENTER		4,441	857	16%	5,298
MINUTECLINIC LLC # 0709		4,436	824	16%	5,260
MARTIN HOSPITAL SOUTH LAB		4,966	293	6%	5,259
MEDEXPRESS URGENT CARE - LAKELAND		4,552	640	12%	5,192
TRINITY SPRINGS		4,436	729	14%	5,165
BAYFRONT HEALTH - SEVEN RIVERS		4,692	448	9%	5,140
BAPTIST HEALTH SOUTH FLORIDA - PINECREST URGENT CARE		4,398	737	14%	5,135
BAPTIST HEALTH SOUTH FLORIDA - CORAL GABLES URGENT CARE		4,230	861	17%	5,091
BAPTIST HEALTH SOUTH FLORIDA - CORAL GABLES (UNIVERSITY) URGENT CARE		4,368	714	14%	5,082
BETHESDA HOSPITAL WEST		4,473	505	10%	4,978

COVID-19: testing by laboratory

Data through Apr 25, 2021 verified as of Apr 26, 2021 at 09:25 AM

Data in this report are provisional and subject to change.

The numbers in the table below represent the number of Florida and non-Florida residents for whom test results were received by the Department of Health. A person can be tested by more than one laboratory and can have both positive and negative results. **Therefore, the sum of the numbers in each column will be larger than the total number of people tested.**

Reporting lab	Inconclusive	Negative	Positive	Percent positive	Total
BAPTIST HEALTH SOUTH FLORIDA - PALMETTO BAY URGENT CARE		4,176	802	16%	4,978
ADVENTHEALTH PROMPT CARE	2	3,643	1,302	26%	4,947
BAYFRONT HEALTH - BROOKSVILLE		4,407	535	11%	4,942
MEDIPATH LLC		4,421	521	11%	4,942
QUICK CARE MED PL	2	4,111	747	15%	4,860
ASCENSION SACRED HEART - EMERALD COAST		4,015	778	16%	4,793
MEASE DUNEDIN HOSPITAL	5	4,227	517	11%	4,749
FLAGLER HOSPITAL LABORATORY	8	3,654	1,078	23%	4,740
ADVENTHEALTH CENTRA CARE COLONIAL TOWN	2	4,213	517	11%	4,732
BAYFRONT HEALTH - SPRING HILL		4,320	391	8%	4,711
SPECTOR SCIENTIFIC LAB	16	3,689	1,000	21%	4,705
ADVENTHEALTH CENTRA CARE WINTER HAVEN	1	3,565	1,137	24%	4,703
BAYFRONT HEALTH - PUNTA GORDA		4,332	353	8%	4,685
PREMIER URGENT CARE OF BREVARD LLC	4	4,097	582	12%	4,683
VENTURE MEDICAL OF FLORIDA LLC		4,299	353	8%	4,652
MOFFITT CANCER CENTER	6	4,507	102	2%	4,615
NIGHT LITE PEDIATRICS	4	3,346	1,260	27%	4,610
MINUTECLINIC LLC #3463		3,832	770	17%	4,602
DESOTO MEMORIAL HOSPITAL	3	3,797	791	17%	4,591
PREMIER MEDICAL	2	4,492	94	2%	4,588
ENGLEWOOD COMMUNITY HOSPITAL		4,116	398	9%	4,514
MEMORIAL HOSPITAL- MIRAMAR	12	4,173	323	7%	4,508
ADVENTIST HEALTH SYSTEMS SUNBELT IN DBA		3,988	516	11%	4,504
TWIN CITIES HOSPITAL	1	3,972	523	12%	4,496
HOLIDAY CVS LLC DBA CVS PHARMACY #5154		4,362	118	3%	4,480
US BIOTEK LABORATORIES	15	4,088	369	8%	4,472
MEDEXPRESS URGENT CARE CAPE CORAL		3,815	635	14%	4,450
MINUTECLINIC LLC #3631		3,782	654	15%	4,436
ACCU REFERENCE MEDICAL LAB	9	3,611	802	18%	4,422
MINUTECLINIC LLC 5852		3,794	624	14%	4,418
GENESIS DIAGNOSTICS		4,140	252	6%	4,392
MINUTECLINIC LLC #5253		3,633	749	17%	4,382
PALMS MEDICAL GROUP	5	2,981	1,386	32%	4,372
LAKESIDE MEDICAL CENTER		3,493	853	20%	4,346
DOCTORS TEST CENTERS		3,838	489	11%	4,327
BAYFRONTVENICEREGIONAL		4,177	149	3%	4,326
BAYA PHARMACY & URGENT CARE		3,205	1,119	26%	4,324
ST. LUCIE MEDICAL CTR.		4,254	57	1%	4,311
AMELIA URGENT CARE		2,655	1,635	38%	4,290
MINUTECLINIC LLC #5249		3,511	777	18%	4,288
ADVENTHEALTH CENTRA CARE		3,739	465	11%	4,204
MINUTECLINIC LLC #3662		3,553	641	15%	4,194
MEDEXPRESS URGENT CARE LEHIGH ACRES		3,575	570	14%	4,145
MINUTECLINIC LLC #5190		3,388	734	18%	4,122
MINUTECLINIC LLC # 3930		3,528	591	14%	4,119
MINUTECLINIC LLC #5854		3,397	700	17%	4,097
NIGHT LITE PEDIATRICS URGENT CARE	1	3,417	649	16%	4,067

COVID-19: testing by laboratory

Data through Apr 25, 2021 verified as of Apr 26, 2021 at 09:25 AM

Data in this report are provisional and subject to change.

The numbers in the table below represent the number of Florida and non-Florida residents for whom test results were received by the Department of Health. A person can be tested by more than one laboratory and can have both positive and negative results. **Therefore, the sum of the numbers in each column will be larger than the total number of people tested.**

Reporting lab	Inconclusive	Negative	Positive	Percent positive	Total
MINUTECLINIC LLC #1771		3,404	646	16%	4,050
BAPTIST HEALTH SOUTH FLORIDA - DAVIE URGENT CARE		3,272	714	18%	3,986
PHYSICIANS REGIONAL MEDICAL CENTER - COLLIER BLVD	1	3,059	872	22%	3,932
ADVENT HEALTH - NEW SMYRNA		3,253	658	17%	3,911
MINUTECLINIC LLC # 0514		3,416	491	13%	3,907
EXACT SCIENCES LABORATORIES, LLC		3,574	317	8%	3,891
LOWER KEYS MEDICAL CENTER		3,561	318	8%	3,879
BAPTIST HEALTH SOUTH FLORIDA - WESTON URGENT CARE		3,346	515	13%	3,861
MC DIAGNOSTIC OF CONNECTICUT, PC #2220		3,326	533	14%	3,859
MINUTECLINIC LLC #7225		3,218	606	16%	3,824
MINUTECLINIC LLC #4458		3,206	600	16%	3,806
SIPARADIGM LLC	59	3,485	262	7%	3,806
MINUTECLINIC LLC #7887		3,327	470	12%	3,797
CARENOW URGENT CARE	1	2,335	1,458	38%	3,794
MINUTECLINIC LLC #5214		3,258	535	14%	3,793
MINUTECLINIC LLC #7886		3,282	508	13%	3,790
SCION LAB SERVICES LLC	26	3,467	291	8%	3,784
HEALTH FIRST ADVENTHEALTH CENTRA CARE COCOA		3,404	374	10%	3,778
PARAMOUNT URGENT CARE - ORLANDO		2,681	1,077	29%	3,758
STEWART ROCKLEDGE HOSPITAL	4	3,360	393	10%	3,757
MINUTECLINIC LLC #3814		3,189	557	15%	3,746
BARTOW REGIONAL MEDICAL CENTER	1	3,139	577	16%	3,717
MINUTECLINIC LLC #4415		3,160	552	15%	3,712
ADVENTHEALTH CENTRA CARE KIDS LAKE MARY		3,430	280	8%	3,710
BRASHEAR'S VITAL CARE CORP		2,926	762	21%	3,688
AFC PHYSICIANS OF FLORIDA		2,846	838	23%	3,684
PRECISION HEALTH SOLUTIONS		3,486	186	5%	3,672
ADVENT HEALTH CENTRA CARE -WINTER PARK KIDS URGENT CARE	4	3,350	291	8%	3,645
PROHEALTH	3	2,053	1,589	44%	3,645
BAPTIST HEALTH SOUTH FLORIDA - BRICKELL URGENT CARE		3,000	627	17%	3,627
MINUTECLINIC LLC # 3686		3,084	539	15%	3,623
MINUTECLINIC LLC #3257		3,015	600	17%	3,615
HEALTH FIRST ADVENTHEALTH CENTRA CARE MALABAR		3,259	356	10%	3,615
CLARITY LAB SOLUTIONS LLC		3,608	4	0%	3,612
MINUTECLINIC, LLC #4015		2,895	709	20%	3,604
MINUTECLINIC, LLC #3204		2,990	604	17%	3,594
MEDEXPRESS URGENT CARE - DELAND		3,199	391	11%	3,590
VERILY LIFE SCIENCES	3	3,511	64	2%	3,578
BAPTIST HEALTH URGENT CARE AT SAWGRASS		2,949	599	17%	3,548
MINUTECLINIC LLC #3291		2,997	543	15%	3,540
MEDEXPRESS URGENT CARE - VERO BEACH		3,059	454	13%	3,513
MINUTECLINIC LLC #1055		2,869	619	18%	3,488
MEDONE PLLC		2,646	814	24%	3,460
MINUTECLINIC LLC # 3579		2,845	604	18%	3,449
WALGREEN CO	2	3,051	394	11%	3,447
MINUTECLINIC LLC #7973		2,971	468	14%	3,439
MIDWAY SPECIALTY CARE CENTER DIAGNOSTICS	38	3,157	240	7%	3,435

COVID-19: testing by laboratory

Data through Apr 25, 2021 verified as of Apr 26, 2021 at 09:25 AM

Data in this report are provisional and subject to change.

The numbers in the table below represent the number of Florida and non-Florida residents for whom test results were received by the Department of Health. A person can be tested by more than one laboratory and can have both positive and negative results. **Therefore, the sum of the numbers in each column will be larger than the total number of people tested.**

Reporting lab	Inconclusive	Negative	Positive	Percent positive	Total
MINUTECLINIC, LLC #5817		2,821	580	17%	3,401
MINUTECLINIC LLC #3003		2,777	615	18%	3,392
PARAMOUNT URGENT CARE - OVIEDO		2,464	928	27%	3,392
MARION E FETHER MEDICAL CENTER, THE		3,099	290	9%	3,389
IMMOKALEE CHD		3,155	234	7%	3,389
BAPTIST HEALTH EMERGENCY CENTER COUNTRY WALK	1	2,869	514	15%	3,384
PRIMEHEALTH URGENT CARE INC		2,872	488	15%	3,360
MINUTECLINIC LLC # 7933		2,958	399	12%	3,357
BMCT Molecular Diagnostics Subsection		2,824	531	16%	3,355
MINUTECLINIC LLC #3748		2,747	605	18%	3,352
MINUTECLINIC LLC #1807		2,796	551	16%	3,347
BAPTIST HEALTH - CLAY		2,915	430	13%	3,345
MINUTECLINIC LLC #3255		2,944	388	12%	3,332
MINUTECLINIC LLC #3705		2,940	387	12%	3,327
MINUTECLINIC LLC #7173		2,855	448	14%	3,303
VA PAIN CLINIC	5	3,177	120	4%	3,302
MINUTECLINIC LLC #5924		2,843	457	14%	3,300
MINUTECLINIC, LLC (CLINIC 10699)		2,867	407	12%	3,274
ADVENTHEALTH CENTRA CARE CONWAY		2,773	501	15%	3,274
MARINERS HOSPITAL	1	2,940	305	9%	3,246
SELECT LABORATORIES - MARION COUNTY, FL LLC	5	2,917	308	10%	3,230
GESSLER CLINIC	2	2,238	988	31%	3,228
MINUTECLINIC LLC #3654		2,678	531	17%	3,209
MEMORIAL HOSPITAL PEMBROKE	3	2,840	364	11%	3,207
MINUTECLINIC LLC #5216		2,751	441	14%	3,192
ACCESS POINT HEALTHCARE URGENT & PRIMARY CARE	2	2,460	702	22%	3,164
MINUTECLINIC LLC #4612		2,571	564	18%	3,135
LAKELAND REGIONAL HEALTH PABLO		2,740	372	12%	3,112
MINUTECLINIC LLC #4201		2,688	421	14%	3,109
MINUTECLINIC LLC #6007		2,662	439	14%	3,101
MEDEXPRESS URGENT CARE CORAL SPRINGS		2,759	340	11%	3,099
MEDEXPRESS FORT MYERS		2,706	388	13%	3,094
MINUTECLINIC LLC #3285		2,698	391	13%	3,089
VITRO MOLECULAR LABORATORIES	50	2,795	241	8%	3,086
HEALTH CARE DISTRICT OF PALM BEACH COUNTY	2	2,829	246	8%	3,077
MINUTECLINIC LLC #4024		2,683	379	12%	3,062
PHYSICIANS PRIMARY CARE	2	2,752	298	10%	3,052
MINUTECLINIC LLC #3648		2,496	545	18%	3,041
MEDIQUICK URGENT CARE CENTERS INC		2,324	714	24%	3,038
MINUTECLINIC LLC #1350		2,644	366	12%	3,010
KEYS AHEC SCHOOL MEDICAL CLINIC	15	2,848	143	5%	3,006
MINUTECLINIC LLC #476		2,601	401	13%	3,002
VETERANS AFFAIRS MEDICAL CENTER - ORLANDO	1	1,343	1,652	55%	2,996
BAPTIST HEALTH - OAKLEAF		2,516	470	16%	2,986
NXGEN MDX LLC	6	2,643	328	11%	2,977
MINUTECLINIC LLC #8381		2,581	391	13%	2,972
MINUTECLINIC LLC #1821		2,619	327	11%	2,946

COVID-19: testing by laboratory

Data through Apr 25, 2021 verified as of Apr 26, 2021 at 09:25 AM

Data in this report are provisional and subject to change.

The numbers in the table below represent the number of Florida and non-Florida residents for whom test results were received by the Department of Health. A person can be tested by more than one laboratory and can have both positive and negative results. **Therefore, the sum of the numbers in each column will be larger than the total number of people tested.**

Reporting lab	Inconclusive	Negative	Positive	Percent positive	Total
AFC PHYSICIANS OF FLORIDA PA		2,376	542	19%	2,918
MINUTECLINIC LLC #3635		2,518	397	14%	2,915
BAY MEDICAL CENTER SACRED HEART HEALTH SYSTEM		2,294	620	21%	2,914
ADVENT HEALTH - DADE CITY		2,553	350	12%	2,903
MEDEXPRESS URGENT CARE - CLEWISTON		2,423	475	16%	2,898
MINUTECLINIC LLC #5157		2,535	358	12%	2,893
STONE CLINICAL LABORATORIES		2,790	96	3%	2,886
CAREFAST+	1	2,100	783	27%	2,884
WALGREENS ORLANDO	3	2,540	340	12%	2,883
MINUTECLINIC, LLC # 4469		2,546	323	11%	2,869
BLUE MED CONSULTANTS		2,754	110	4%	2,864
CHARLES AIESI CONSULTING INC	13	2,550	300	10%	2,863
BAPTIST HEALTHCARE - GULF BREEZE HOSPITAL	3	2,379	477	17%	2,859
EMERGENCY PHYSICIANS MEDICAL CENTER		1,663	1,153	41%	2,816
DR G'S URGENT CARE		2,429	370	13%	2,799
CELESTA MEDICAL SERVICES LLC DBA - AMERICAN RESEARCH LABS		2,544	236	8%	2,780
JUPITER MEDICAL CENTER URGENT CARE		2,177	602	22%	2,779
MINUTECLINIC LLC #5069		2,329	443	16%	2,772
MEDEXPRESS URGENT CARE BOCA RATON		2,515	249	9%	2,764
CITRUS MEMORIAL HOSPITAL LABORATORY		2,253	511	18%	2,764
SACRED HEART HEALTH SYSTEM, INC	1	1,871	872	32%	2,744
BAPTIST HEALTH SOUTH FLORIDA - MIAMI BEACH URGENT CARE		2,321	408	15%	2,729
MINUTECLINIC LLC #214		2,275	439	16%	2,714
PARRISH MEDICAL CENTER	2	2,356	340	13%	2,698
DONALD W ROBERTSON DO PA		2,096	585	22%	2,681
JACKSON HOSPITAL CLINICAL LABORATORY		2,339	326	12%	2,665
AMELIA EXPRESS CARE LLC	10	2,316	334	13%	2,660
LAKE WALES MEDICAL CENTER INC		2,344	311	12%	2,655
EMERALD COAST URGENT CARE, LLC	1	1,972	660	25%	2,633
FLORIDA MEDICAL CLINIC	3	1,212	1,415	54%	2,630
PATIENTS FIRST - THOMASVILLE ROAD		2,346	284	11%	2,630
BOND URGENT CARE LLC		1,968	650	25%	2,618
MINUTECLINIC LLC #1815		2,330	281	11%	2,611
GENOME LLC	2	2,391	191	7%	2,584
ADVENT HEALTH - OCALA		2,124	447	17%	2,571
TAMPA COMMUNITY HOSPITAL		2,190	363	14%	2,553
MEDEXPRESS PORT CHARLOTTE		2,234	276	11%	2,510
MINUTECLINIC LLC #3236		2,151	351	14%	2,502
NCHMD INC		2,095	390	16%	2,485
EMERALD COAST URGENT CARE LLC		1,825	657	26%	2,482
MINI ER WATERFORD LAKES, THE		2,140	340	14%	2,480
WHOLE FAMILY HEALTH CENTER INC		1,987	483	20%	2,470
INTELEX LABS, LLC		2,377	80	3%	2,457
ASCENSION SACRED HEART - GULF		1,886	546	22%	2,432
PHYSICIANS STAT LAB	3	1,078	1,346	55%	2,427
COMMUNITY HEALTH NORTHWEST FLORIDA	4	1,857	554	23%	2,415
CORE DIAGNOSTIC LABORATORIES LLC	17	2,021	332	14%	2,370

COVID-19: testing by laboratory

Data through Apr 25, 2021 verified as of Apr 26, 2021 at 09:25 AM

Data in this report are provisional and subject to change.

The numbers in the table below represent the number of Florida and non-Florida residents for whom test results were received by the Department of Health. A person can be tested by more than one laboratory and can have both positive and negative results. **Therefore, the sum of the numbers in each column will be larger than the total number of people tested.**

Reporting lab	Inconclusive	Negative	Positive	Percent positive	Total
OPTUM LABS LLC	1	2,146	205	9%	2,352
MINUTECLINIC LLC #3637		1,891	455	19%	2,346
ASSOCIATED PATHOLOGISTS, LLC	3	1,914	398	17%	2,315
PHYSICIAN ASSOCIATES		2,070	241	10%	2,311
LEE HEALTH - COCONUT POINT CLINICAL LAB	2	1,872	433	19%	2,307
BAPTIST HEALTH EMERGENCY CENTER AT WEST CORAL WAY		1,869	421	18%	2,290
PENSACOLA PEDIATRICS PA	1	2,083	179	8%	2,263
UNIVERSITY OF NORTH FLORIDA STUDENT HEALTH		2,178	79	4%	2,257
GRAVITY DIAGNOSTICS, LLC	6	2,039	191	9%	2,236
MINUTECLNIC LLC		1,953	279	13%	2,232
NCH NORTHEAST	7	1,753	467	21%	2,227
PRIMEHEALTH URGENT CARE	1	1,865	361	16%	2,227
MINUTECLINIC LLC #8927		1,859	350	16%	2,209
FLOWERS HOSPITAL		2,010	192	9%	2,202
MEDICAL CONSULTANTS OF FLORIDA, LLC	2	1,849	327	15%	2,178
MARTIN HEALTH SYSTEM - ST LUCIE WEST		1,962	195	9%	2,157
MINUTECLINIC LLC #5187		1,877	280	13%	2,157
APALACHEE CORRECTIONAL INSTITUTION EAST UNIT		2,118	31	1%	2,149
FIU-HEALTH AUXILIARY LABORATORY	6	2,006	132	6%	2,144
BARDMOOR LABORATORY	9	1,753	317	15%	2,079
LITTLE PINE PEDIATRICS	1	1,800	276	13%	2,077
DOC SMILEYS URGENT CARE LLC		1,685	375	18%	2,060
WHITE WILSON MEDICAL CENTER		674	1,381	67%	2,055
ADVANCED MEDICAL OF NAPLES LLC		1,822	224	11%	2,046
BIO-TECH CLINICAL LABORATORIES INC		1,754	290	14%	2,044
BAYFRONT HEALTH - CITRUS HILLS		1,808	233	11%	2,041
GENUS3		1,965	74	4%	2,039
STATMED OCALA	7	1,833	195	10%	2,035
HEALTH CENTRAL CLINICAL LABORATORY		1,773	247	12%	2,020
WILLIAM OWEN PASS PARK		1,738	257	13%	1,995
ARCPPOINT LABS		1,389	598	30%	1,987
DOC SMILEY'S URGENT CARE		1,706	247	13%	1,953
MINUTECLINIC, LLC #3245		1,588	363	19%	1,951
MEDFAST URGENT CARE CENTERS LLC	2	608	1,331	69%	1,941
MIAMI JEWISH HEALTH SYSTEMS		1,830	80	4%	1,910
LABORATORY SPECIALISTS OF MICHIGAN		1,572	330	17%	1,902
READY RESPONDERS FLORIDA, PLLC		1,628	256	14%	1,884
GENESIS LABORATORY MANAGEMENT	14	1,617	249	13%	1,880
BROWNWOOD CARE CENTER		1,645	229	12%	1,874
TOM LEE COMMUNITY HEALTH CENTER	1	1,260	562	31%	1,823
ED FRASER MEMORIAL HOSPITAL		1,562	255	14%	1,817
KETAMINE HEALTH CENTERS LLC	1	1,661	152	8%	1,814
NEIGHBORHOOD MEDICAL CENTER INC	17	1,597	185	10%	1,799
OPTUMCARE FLORIDA LLC		1,492	303	17%	1,795
IGENOMIX USA LLC	52	1,559	163	9%	1,774
PROJECT HEALTH, INC SUMTERVILLE	5	1,454	313	18%	1,772
SUNRISE URGENT CARE ASSOCIATES LLC D/B/A	9	1,233	522	30%	1,764

COVID-19: testing by laboratory

Data through Apr 25, 2021 verified as of Apr 26, 2021 at 09:25 AM

Data in this report are provisional and subject to change.

The numbers in the table below represent the number of Florida and non-Florida residents for whom test results were received by the Department of Health. A person can be tested by more than one laboratory and can have both positive and negative results. **Therefore, the sum of the numbers in each column will be larger than the total number of people tested.**

Reporting lab	Inconclusive	Negative	Positive	Percent positive	Total
RIVER TOWN DIAGNOSTIC LLC		1,470	286	16%	1,756
PATIENTS FIRST LAKE ELLA MEDICAL CENTER		1,585	168	10%	1,753
SPARROW HEALTHCARE	2	1,495	254	15%	1,751
NORTH SHORE LONG ISLAND JEWISH HEALTH	1	1,648	94	5%	1,743
Community_Health		1,533	199	11%	1,732
ABSOLUTE GENOMICS	2	1,474	237	14%	1,713
ER QUICKCARE PL		1,476	235	14%	1,711
LABTECH DIAGNOSTIC		1,409	293	17%	1,702
SHELL POINT NURSING PAVILION	1	1,620	77	5%	1,698
PROHEALTH MEDICAL CLINIC		1,055	640	38%	1,695
JW PLASTIC SURGERY		1,449	244	14%	1,693
MEDEXPRESS URGENT CARE - JAX ATLANTIC BLVD		1,422	225	14%	1,647
PEDIATRIC HEALTH CARE ALLIANCE - NORTHDAL		1,490	149	9%	1,639
FLORIDA DEPARTMENT OF HEALTH IN POLK COUNTY	2	1,243	393	24%	1,638
BAPTIST HEALTH SOUTH FLORIDA - KEY BISCANE URGENT CARE EXPRESS		1,438	194	12%	1,632
ELLENTON URGENT CARE		1,381	237	15%	1,618
VRL EUROFINS		1,573	40	2%	1,613
BROAD INSTITUTE CLINICAL SEQUENCING RESEARCH PLATFORM	14	1,537	59	4%	1,610
OPTEO LABORATORY		1,572	36	2%	1,608
ADVENTHEALTH CENTRA CARE TRINITY		1,390	216	13%	1,606
QUICK CARE MED		1,268	323	20%	1,591
FIRST QUALITY LABORATORY		1,491	99	6%	1,590
BAPTIST HEALTH SOUTH FLORIDA - COUNTRY WALK URGENT CARE EXPRESS		1,339	245	15%	1,584
ASSURANCE SCIENTIFIC LABORATORIES	1	1,297	283	18%	1,581
UNIVERSITY OF ALABAMA AT BIRMINGHAM		1,525	48	3%	1,573
MELBOURNE MEDICAL LABORATORY	2	1,367	204	13%	1,573
PARAMOUNT URGENT CARE - CLERMONT		875	692	44%	1,567
MATRIX CLINICAL LABS (FORMERLY BIOCERNA LLC)	9	1,372	169	11%	1,550
ST ANNES NURSING CENTER		1,514	33	2%	1,547
CAREMED CLINIC LLC	1	1,239	306	20%	1,546
MYTEST DIAGNOSTICS		1,462	70	5%	1,532
INNOVATIVE TRANSFUSION MEDICINE, INC	11	1,336	179	12%	1,526
PARAMOUNT URGENT CARE VILLAGES		953	563	37%	1,516
BAPTIST HEALTHCARE - JAY HOSPITAL	3	1,128	373	25%	1,504
PALM BAY HOSPITAL CLINICAL LABORATORY		1,093	400	27%	1,493
UHEALTH CLINIC AT WALGREENS		1,209	284	19%	1,493
AMERICAN SCIENTIFIC LABORATORIES LLC		1,465	27	2%	1,492
CAREFAST MURABELLA		981	507	34%	1,488
SMA LAB	12	1,303	161	11%	1,476
NYU HOSPITALS CENTER CLINICAL LABORATORIES		1,420	48	3%	1,468
NORTH VISTA HOSPITAL LABORATORY		1,240	227	15%	1,467
TREASURE COAST MEDICAL ASSOCIATES INC		747	710	49%	1,457
EUROFINS NTD, LLC		1,409	45	3%	1,454
ADVANCE MEDICAL OF NAPLES		327	1,124	77%	1,451
PRIMARY CARE SOUTH INC		959	483	33%	1,442
UHEALTH DEERFIELD BEACH/UMSYLVESTER DEERFIELD BEACH LABORATORY	3	1,380	55	4%	1,438
TEMPUS CLINICAL LABORATORY	10	1,268	155	11%	1,433

COVID-19: testing by laboratory

Data through Apr 25, 2021 verified as of Apr 26, 2021 at 09:25 AM

Data in this report are provisional and subject to change.

The numbers in the table below represent the number of Florida and non-Florida residents for whom test results were received by the Department of Health. A person can be tested by more than one laboratory and can have both positive and negative results. **Therefore, the sum of the numbers in each column will be larger than the total number of people tested.**

Reporting lab	Inconclusive	Negative	Positive	Percent positive	Total
PATIENTS CHOICE LABORATORIES		831	592	42%	1,423
CREEKSIDE CARE CENTER	1	1,229	180	13%	1,410
COASTAL LABORATORIES	1	1,120	287	20%	1,408
ADDICTION LABS OF AMERICA	3	1,321	83	6%	1,407
COLLIER URGENT CARE CENTERS CREEKSIDE		1,240	159	11%	1,399
AMELIA EXPRESS CARE	1	772	622	45%	1,395
LPG COCONUT POINT		1,168	226	16%	1,394
ASCENSION ST VINCENT'S - SOUTHSIDE		1,308	49	4%	1,357
VAVA PARTNERS LLC		528	822	61%	1,350
PROJECT HEALTH INC	4	1,141	191	14%	1,336
GROWING TOGETHER PEDIATRICS LLC		1,256	70	5%	1,326
NORTH FLORIDA PEDIATRICS - LAKE CITY		1,101	221	17%	1,322
LAB24 INC	3	643	676	51%	1,322
ACCESS MEDICAL LABS		749	571	43%	1,320
XPRESS URGENT CARE	4	1,109	202	15%	1,315
PEDIATRICS OF CENTRAL FLORIDA PA	20	1,221	65	5%	1,306
HOLIDAY CVS LLC DBA CVSPHARMACY #5155		1,234	71	5%	1,305
NAPLES URGENT CARE	1	848	445	34%	1,294
PALM HARBOR PHARMACY		1,124	170	13%	1,294
PALM BEACH ATLANTIC UNIVERSITY		1,242	42	3%	1,284
ADVANCED DIAGNOSTIC LABORATORY		1,237	47	4%	1,284
ST PETERSBURG PEDIATRICS	1	1,153	124	10%	1,278
CARENOW URGENT CARE – FORT PIERCE		898	368	29%	1,266
SOLARIS HEALTHCARE PALATKA		1,159	106	8%	1,265
NORTH FLORIDA PEDIATRICS-TALLAHASSEE	1	1,156	103	8%	1,260
FG RAPID RESULTS	6	894	360	29%	1,260
STAGEZERO LIFE SCIENCES INC	4	1,143	105	8%	1,252
PROFESSIONAL HEALTH EXAMINERS DBA PROHEALTH	1	1,014	228	18%	1,243
USF MORSANI CENTER FOR ADVANCED HEALTH CARE		1,084	148	12%	1,232
COASTAL PEDIATRIC GROUP		1,070	160	13%	1,230
MINUTE CLINIC INCORPORATE		1,179	44	4%	1,223
CLINICORE		1,124	91	7%	1,215
MEDLAB DIAGNOSTICS, LLC		1,126	88	7%	1,214
ARCPPOINT LABS OF CORAL SPRINGS FL		992	218	18%	1,210
EPN URGENT CARE NAPLES	2	792	410	34%	1,204
SPEARHEAD MEDICAL		1,076	111	9%	1,187
CATALYST WALK IN CLINIC		946	237	20%	1,183
INTERLACHEN PEDIATRICS PA		1,120	63	5%	1,183
PENSACOLA PEDIATRICS PA - TIGER POINT	24	1,038	120	10%	1,182
EAST LAKE PEDIATRICS		1,039	131	11%	1,170
CAPE CANAVERAL HOSPITAL		868	300	26%	1,168
HALIFAX MEDICAL CENTER-PORT ORANGE LAB		991	155	14%	1,146
STEWART REFERENCE LABORATORY	1	611	533	47%	1,145
INTERLACHEN PEDIATRICS		1,099	43	4%	1,142
CYPRESS VILLAGE	1	1,111	28	2%	1,140
FISHERMENS HOSPITAL CLINICAL LAB		1,040	95	8%	1,135
CAPSTONE HEALTHCARE		802	330	29%	1,132

COVID-19: testing by laboratory

Data through Apr 25, 2021 verified as of Apr 26, 2021 at 09:25 AM

Data in this report are provisional and subject to change.

The numbers in the table below represent the number of Florida and non-Florida residents for whom test results were received by the Department of Health. A person can be tested by more than one laboratory and can have both positive and negative results. **Therefore, the sum of the numbers in each column will be larger than the total number of people tested.**

Reporting lab	Inconclusive	Negative	Positive	Percent positive	Total
BETHESDA HEALTH URGENT CARE		959	172	15%	1,131
CLARITY LABS		1,020	108	10%	1,128
VERITAS GENETICS	61	945	119	11%	1,125
ALTAMONTE MD		900	224	20%	1,124
TYNDALL AIR FORCE BASE		914	210	19%	1,124
EMERALD COAST PEDIATRICS		1,058	57	5%	1,115
GENEIQ		1,048	64	6%	1,112
PRIMARY CARE OF THE TREASURE COAST		970	135	12%	1,105
XYZ LABORATORY	8	942	146	13%	1,096
PROFESSIONAL HEALTH EXAMINERS		948	148	14%	1,096
6TH MEDICAL GROUP - MCDILL AFB	2	1,026	62	6%	1,090
CARE ONE OF FLORIDA LLC		771	309	29%	1,080
BREVARD HEALTH ALLIANCE INC, THE		1,014	63	6%	1,077
MINUTECLINIC, LLC DBA MINUTECLINIC #4717		1,027	42	4%	1,069
LENCO MEDICAL LABORATORY		1,010	57	5%	1,067
HENDRY REGIONAL MEDICAL CENTER CLINICAL LABORATORY		809	258	24%	1,067
AMERICAN FAMILY CARE PENSACOLA WEST		533	533	50%	1,066
RAINBOW RIVER MEDICAL LABORATORY		978	83	8%	1,061
NORTH OKALOOSA MEDICAL CENTER		702	348	33%	1,050
VRL EUROFINS - DALLAS		1,024	13	1%	1,037
WOODLANDS MEDICAL SPECIALISTS		768	263	26%	1,031
ADVENTHEALTH EXPRESS CARE AT WALGREENS		891	136	13%	1,027
LOOP PEDIATRICS PA	3	863	154	15%	1,020
LAB DOCTOR		889	131	13%	1,020
BREVARD HEALTH ALLIANCE		726	293	29%	1,019
THE HEALTH CENTER OF PLANT CITY		941	77	8%	1,018
BAPTIST HEALTH - MD ANDERSON CANCER CENTER		1,005	5	0%	1,010
VERITOR		850	160	16%	1,010
PHAROS HEALTH		756	252	25%	1,008
CHILDRENS MEDICAL ASSOCIATION		916	88	9%	1,004
SPRING HILL HEALTH AND REHABILITATION CENTER		977	26	3%	1,003
NORTH FLORIDA MEDICAL GROUP		851	152	15%	1,003
C.W. BILL YOUNG VA MEDICAL CENTER	1	22	975	98%	998
NORTH FLORIDA PEDIATRICS PA - SUWANNEE	3	866	129	13%	998
VIERA HOSPITAL, INC		805	192	19%	997
LAKELAND REGIONAL HEALTH - PWC/OB		36	954	96%	990
DAIRY ROAD URGENT CARE	2	836	145	15%	983
COVANCE CLINICAL RESEARCH UNIT INC		954	26	3%	980
NORTH SHORE LIJ URGENT CARE PC		916	56	6%	972
UNIVERSITY OF WEST FLORIDA STUDENT HEALTH SERVICES	1	843	128	13%	972
CVS HEALTH		762	204	21%	966
HISTOPATHOLOGY SERVICES, LLC		857	107	11%	964
FAMILY HEALTH CENTERS OF SOUTHWEST FLORIDA INC		859	103	11%	962
JACKSONVILLE BEACH PEDIATRIC CARE CENTER		888	71	7%	959
FAST TRACK URGENT CARE CENTER		4	954	100%	958
MOLECULAR TESTING LABS		862	90	9%	952
NORTH FLORIDA PEDIATRICS PA	2	832	117	12%	951

COVID-19: testing by laboratory

Data through Apr 25, 2021 verified as of Apr 26, 2021 at 09:25 AM

Data in this report are provisional and subject to change.

The numbers in the table below represent the number of Florida and non-Florida residents for whom test results were received by the Department of Health. A person can be tested by more than one laboratory and can have both positive and negative results. **Therefore, the sum of the numbers in each column will be larger than the total number of people tested.**

Reporting lab	Inconclusive	Negative	Positive	Percent positive	Total
DEPARTMENT OF CLINICAL LABS	1	920	21	2%	942
E-LAB OF FLORIDA		860	78	8%	938
ENCOMPASS HEALTH		915	22	2%	937
CONSULATE HEALTH CARE OF NEW PORT RICHEY	2	807	126	13%	935
ABBOTT LABORATORIES		814	120	13%	934
INTEGRITY LABORATORIES, LLC	4	764	165	18%	933
BERNHARDT LABORATORIES	2	843	86	9%	931
TACACHALE CLINICAL LABORATORY	1	877	49	5%	927
24 HOUR PEDIATIC CARE CENTER	4	858	64	7%	926
Point of Care Testing	1	125	800	86%	926
GENE TOX WORLDWIDE	60	736	125	14%	921
LEE COUNTY EMERGENCY MEDICAL SERVICE	1	795	123	13%	919
EAST LAKE PEDIATRICS PA		838	80	9%	918
DOCTOR'S MEMORIAL HOSPITAL		751	166	18%	917
PENSACOLA PEDIATRICS	2	821	93	10%	916
REDI MED LLC		743	170	19%	913
PALM GARDEN OF PORT SAINT LUCIE		888	12	1%	900
NCHMD, INC SOUTHEAST IMMEDIATE CARE		697	196	22%	893
CALHOUN LIBERTY HOSPITAL		721	168	19%	889
SOLARIS HEALTHCARE CHARLOTTE HARBOR		832	55	6%	887
MIDWAY SPECIATLY CARE CENTER	3	660	222	25%	885
Fernandina Beach Rehabilitation and Nursing Center	1	854	19	2%	874
COASTAL PHYSICIANS, LLC		706	166	19%	872
MINUTECLINIC LLC, #10357		863	6	1%	869
Tampa Lakes Health and Rehabilitation Center	2	792	73	8%	867
FAMILY HEALTH CENTERS OF SWF LABS	2	751	114	13%	867
CRUCIAL CARE EMERGENCY MEDICINE DOCTORS		691	171	20%	862
SOUTHEAST ALABAMA MEDICAL CENT		804	57	7%	861
PEDIATRIC HEALTHCARE ALLIANCE		809	50	6%	859
ANY LAB TEST NOW	1	583	270	32%	854
Victoria Nursing and Rehabilitation Center		798	55	6%	853
MILLER BIOCONNECT		778	74	9%	852
PALACE NURSING HOME & REHAB CENTER		809	42	5%	851
PRIMARY CARE SERVICES AT ST ANDREWS ESTATES		848	2	0%	850
AMERICAN MEDICAL RESPONSE		840	9	1%	849
CENTRAL FLORIDA HEALTH CARE INC		727	121	14%	848
AUGUSTUS LABS LLC		696	148	18%	844
RESTORE HEALTH URGENT CARE		676	165	20%	841
NORTH FL SOUTH GA HCS-LAKE CITY		812	23	3%	835
CLINICAL PATHOLOGY LABS INC		748	87	10%	835
FLORIDA GULF COAST UNIVERSITY		638	196	24%	834
EXPRESS PHARMACY		769	62	7%	831
PRIMARY CARE SERVICES AT INDIAN RIVER ESTATES		803	25	3%	828
WHITE-WILSON MEDICAL CENTER - FORT WALTON BEACH		804	23	3%	827
MEDONE URGENT CARE CENTER		601	224	27%	825
PEBBLEBROOK PHARMACY	1	689	132	16%	822
LIFE CARE CENTER OF NEW PORT RICHEY		784	37	5%	821

COVID-19: testing by laboratory

Data through Apr 25, 2021 verified as of Apr 26, 2021 at 09:25 AM

Data in this report are provisional and subject to change.

The numbers in the table below represent the number of Florida and non-Florida residents for whom test results were received by the Department of Health. A person can be tested by more than one laboratory and can have both positive and negative results. **Therefore, the sum of the numbers in each column will be larger than the total number of people tested.**

Reporting lab	Inconclusive	Negative	Positive	Percent positive	Total
FLORIDA HOSPITAL ORLANDO		743	74	9%	817
POINT WASHINGTON MEDICAL CLINIC	1	605	209	26%	815
ASAP LABS LLC	7	655	151	19%	813
ASCENSION ST VINCENT'S - CLAY		775	35	4%	810
ADVENTHEALTH MEDICAL GROUP PROMPT CARE		584	225	28%	809
DYNIX DIAGNOSTICS	2	528	279	34%	809
FLAGLER COUNTY HEALTH DEPARTMENT	3	626	177	22%	806
GOLDEN GATE FAMILY CLINIC		332	473	59%	805
AFC URGENT CARE CLEARWATER	1	172	627	78%	800
NITE LITE PEDIATRICS		234	564	71%	798
MEDICAL CENTER OF DELTONA, INC		679	118	15%	797
Southern Oaks Care Center	1	758	38	5%	797
NONE		308	488	61%	796
TELESCOPE HEALTH LLC	4	671	121	15%	796
VITAS HEALTHCARE CORPORATION OF FLA	1	789	5	1%	795
GULF COAST VILLAGE		752	41	5%	793
BOND CLINIC PA PEDIATRICS DEPT		734	57	7%	791
CITY MEDICAL OF NEW JERSEY, PC		717	74	9%	791
PALM GARDEN OF VERO BEACH		739	50	6%	789
BHA CENTRAL COUNTY CLINIC		711	77	10%	788
MOORINGS PARK INSTITUTE, INC, THE		751	31	4%	782
CLINICAL ENTERPRISE, INC		757	24	3%	781
ETHOS WELLNESS PHARMACY		723	49	6%	772
VENICE REGIONAL BAYFRONT HEALTH (PULMONARY)		637	134	17%	771
BOND AND STEELE CLINIC PA		556	209	27%	765
CARITHERS PEDIATRIC GROUP		706	59	8%	765
WILLOWBROOKE COURT AT EDGEWATER POINTE ESTATES		755	9	1%	764
KENDALL HEALTHCARE PROPERTIES DBA	2	731	30	4%	763
BRISTOL AT TAMPA, THE	4	736	22	3%	762
TOTAL RENAL LABORATORIES INC DBA DAVITA LABS	1	643	114	15%	758
J AND G MEDICAL GROUP LLC		624	133	18%	757
ORLANDO HEALTH AND REHAB CENTER		710	45	6%	755
NORTHEAST FLORIDA NEUROLOGY CLINICS, INC		637	113	15%	750
WHITE WILSON MEDICAL CENTER PA - NAVARRE		621	124	17%	745
CHURCH OF SCIENTOLOGY FLAG SERVICE ORGANIZATION		729	15	2%	744
ORANGE BLOSSOM FAMILY HEALTH		704	39	5%	743
ADVENT HEALTH LAB - ORLANDO		434	308	42%	742
BOCA GRANDE HEALTH CLINIC		702	40	5%	742
SANTA ROSA MEDICAL GROUP		575	166	22%	741
BUFFALO CROSSING HEALTHCARE & REHABILITATION CTR		724	17	2%	741
MAIN STREET MEDICAL CENTER		211	529	71%	740
PHYSICIANS STAT LAB INC		647	91	12%	738
MOUNT SINAI LABORATORY		700	37	5%	737
LIFE CARE CENTER OF PENSACOLA		683	49	7%	732
PEDIATRIC HEALTHCARE ALLIANCE PA		666	58	8%	724
Crestview Rehabilitation Center	5	590	129	18%	724
DISNEY COVID TEST SITE		703	17	2%	720

COVID-19: testing by laboratory

Data through Apr 25, 2021 verified as of Apr 26, 2021 at 09:25 AM

Data in this report are provisional and subject to change.

The numbers in the table below represent the number of Florida and non-Florida residents for whom test results were received by the Department of Health. A person can be tested by more than one laboratory and can have both positive and negative results. **Therefore, the sum of the numbers in each column will be larger than the total number of people tested.**

Reporting lab	Inconclusive	Negative	Positive	Percent positive	Total
GRAND COURT TAMPA		702	4	1%	706
ARTHREX MEDICAL CENTER	1	561	140	20%	702
MANOR PINES CONVALESCENT CENTER LLC	1	678	23	3%	702
APLS SERVICES LLC D/B/A CLEAR DIAGNOSTICS	13	677	12	2%	702
GULF COAST MOLECULAR LABORATORIES	13	577	107	15%	697
BALDWIN PEDIATRICS	1	664	31	4%	696
RAINBOW PEDIATRIC CENTER PA		653	43	6%	696
PREMIER MEDICAL LABORATORY SERVICES	2	468	225	32%	695
THE PRESERVE		685	10	1%	695
SUWANNEE HEALTH AND REHABILITATION CENTER		689	5	1%	694
NCH HEALTHCARE SYSTEM MICROBIOLOGY LAB		2	691	100%	693
LIFE CARE CENTER OF ORANGE PARK		659	32	5%	691
FORT MYERS INTERNAL MEDICINE, LLC		623	68	10%	691
VETERANS AFFAIRS MEDICAL CENTER	1	45	643	93%	689
JOHN KNOX VILLAGE HEALTH CENTER		661	28	4%	689
EDEN SPRINGS NURSING AND REHAB CENTER		573	111	16%	684
NATURE COAST MEDICAL GROUP		563	120	18%	683
PALM GARDEN OF CLEARWATER		662	18	3%	680
LIFEBRITE	2	459	218	32%	679
DIAMOND RIDGE HEALTH AND REHABILITATION		644	35	5%	679
MANOR CARE HEALTH SERVICES - FT MYERS		653	26	4%	679
DXTERITY DIAGNOSTICS	2	636	40	6%	678
NCH HEALTHCARE BONITA		535	142	21%	677
MEDICAL FP – WHOLE FAMILY HEALTH CENTER		557	120	18%	677
TREE HOUSE PEDIATRICS PLLC		606	68	10%	674
HOLMES REGIONAL MEDICAL CENTER		11	663	98%	674
MINI ER ADULT AND PEDIATRIC URGENT CARE		574	98	15%	672
CHILDRENS CLINIC WEST FLORIDA PEDIATRICS		616	54	8%	670
WATSON THERAPEUTICS INC	1	631	35	5%	667
WELL HEALTH WORKS	3	610	53	8%	666
MEDONE URGENT CARE AT ST. AUGUSTINE		225	440	66%	665
CLEWISTON NURSING AND REHABILITATION CENTER		647	14	2%	661
ST JOHN'S NURSING CENTER		637	24	4%	661
VITAS HEALTHCARE CORP OF CENTRAL FL		635	25	4%	660
GOLDEN GLADES NURSING & REHABILITATION CTR		638	20	3%	658
MAYFLOWER ASSISTED LIVING		651	7	1%	658
CLIFFORD CHESTER SIMS STATE VETERANS		645	12	2%	657
POINT OF CARE TESTING SITE		630	26	4%	656
RUSKIN HEALTH CENTER	1	411	241	37%	653
Signature HealthCare Center of Waterford		617	35	5%	652
MAVERICK LABS		461	190	29%	651
LIFE CARE CENTER OF HILLIARD		626	22	3%	648
ADVENT HEALTH - DELTONA ER		541	106	16%	647
WILLOW BROOKE COURT AT INDIAN RIVER ESTATES		601	45	7%	646
MID-FLORIDA PATHOLOGY		481	164	25%	645
BAPTIST PRIMARY CARE	2	523	119	18%	644
EMERALD SHORES HEALTH AND REHABILITATION		545	97	15%	642

COVID-19: testing by laboratory

Data through Apr 25, 2021 verified as of Apr 26, 2021 at 09:25 AM

Data in this report are provisional and subject to change.

The numbers in the table below represent the number of Florida and non-Florida residents for whom test results were received by the Department of Health. A person can be tested by more than one laboratory and can have both positive and negative results. **Therefore, the sum of the numbers in each column will be larger than the total number of people tested.**

Reporting lab	Inconclusive	Negative	Positive	Percent positive	Total
HMA SANTA ROSA MEDICAL CENTER LLC DBA		518	123	19%	641
SEMINOLE NURSING PAVILION		632	8	1%	640
SHORE ACRES CARE CENTER		599	40	6%	639
NSPIRE HEALTHCARE MIAMI LAKES	8	614	15	2%	637
PALM GARDEN OF TAMPA		605	30	5%	635
SAINTS 120 LLC	1	599	34	5%	634
CARE ONE OF FLORIDA	1	454	176	28%	631
SIGNATURE HEALTHCARE OF BROOKWOOD GARDENS		620	11	2%	631
PHYSICIANS PRIMARY CARE LAB	1	552	77	12%	630
HEARTLAND PEDIATRICS OF LAKE WALES		567	62	10%	629
SOUTHERN LABORATORY SERVICES OF NWF		591	38	6%	629
VETERANS AFFAIRS MEDICAL CENTER - JAMES A HALEY			628	100%	628
VALENCIA HILLS HEALTH AND REHABILITATION CENTER		613	15	2%	628
QUOTIENT SCIENCES		603	22	4%	625
AMERICA'S PHARMACY LLC		551	74	12%	625
SABAL PALMS HEALTH AND REHAB		571	54	9%	625
CONSULATE HEALTHCARE OF VERO BEACH	14	525	83	13%	622
BALDOMERO LOPEZ STATE VETERANS NURSING HOME	2	614	6	1%	622
SEBASTIAN RIVER MEDICAL CENTER	3	441	176	28%	620
OCALA FAMILY MEDICAL CENTER INC	2	540	77	12%	619
MANOR CARE NURSING CENTER OF SARASOTA FL LLC		529	87	14%	616
NAPLES CHILDREN'S URGENT CARE		538	75	12%	613
CHILDRENS MEDICAL ASSOCIATION PA		543	68	11%	611
Plantation Bay Rehabilitation Center		587	24	4%	611
HOLY CROSS HOSPITAL		12	598	98%	610
CONTINENTAL CLINICAL RESEARCH, LLC		538	70	12%	608
MICHAEL A MIDDLETON MD PA		575	32	5%	607
AFC URGENT CARE FAMILY CARE			607	100%	607
EXPRESS URGENT CARE LLC		1	602	100%	603
THERADOC		152	450	75%	602
VILLA MARIA NURSING & REHAB CENTER INC	1	584	17	3%	602
FHMG FLORIDA HOSPITAL MEDICAL GROUP		557	44	7%	601
DASCENA, INC	3	537	60	10%	600
FLORIDA HOSPITAL WAUCHULA		452	148	25%	600
PATIENTS FIRST - MAHAN DRIVE		164	436	73%	600
PALM GARDEN OF ORLANDO		565	34	6%	599
HARBOUR HEALTH CENTER		581	17	3%	598
SOLARIS HEALTHCARE LAKE CITY		491	101	17%	592
BROOKDALE FORT MYERS CYPRESS LAKE		590	2	0%	592
WELL-BEING MEDICAL CENTER PLLC		533	57	10%	590
PALMETTO FAMILY HEALTHCARE	1	384	204	35%	589
UNIVERSITY OF TAMPA INC, THE		568	21	4%	589
AFC URGENT CARE SEMINOLE	1		586	100%	587
SHORELINE PHYSICIAN GROUP		364	222	38%	586
PIONEER CLINICAL LAB LLC		475	108	19%	583
QUALITOX LABORATORIES		399	184	32%	583
URGENT CARE EXPRESS LLC		234	347	60%	581

COVID-19: testing by laboratory

Data through Apr 25, 2021 verified as of Apr 26, 2021 at 09:25 AM

Data in this report are provisional and subject to change.

The numbers in the table below represent the number of Florida and non-Florida residents for whom test results were received by the Department of Health. A person can be tested by more than one laboratory and can have both positive and negative results. **Therefore, the sum of the numbers in each column will be larger than the total number of people tested.**

Reporting lab	Inconclusive	Negative	Positive	Percent positive	Total
AFC URGENT CARE		167	413	71%	580
FLORIDA DEPARTMENT OF HEALTH IN CALHOUN COUNTY		442	138	24%	580
PALM GARDEN OF OCALA		478	99	17%	577
FOUNTAIN MANOR HEALTH AND REHAB CENTER	1	556	20	3%	577
PRINCIPLE LABORATORY	8	552	16	3%	576
FLORIDA HOSPITAL MEDICAL GROUP		339	237	41%	576
HOPE HOSPICE AND COMMUNITY SERVICES INC	14	540	21	4%	575
TENNESSEE DOH - NASHVILLE	2	504	66	12%	572
MEDICAL VB		451	121	21%	572
PEDIATRICS IN BREVARD PA		510	61	11%	571
ECCOLAB GROUP	1	148	418	74%	567
MANOR OAKS NURSING & REHAB CENTER	5	559	2	0%	566
ADVENTHEALTH MEDICAL GROUP PROMPT CAR	1	419	146	26%	566
INTERNAL MEDICINE & PEDIATRICS OF TAMPA BAY PA		489	76	13%	565
HEALTH CENTER AT BRENTWOOD	1	518	46	8%	565
AFC URGENT CARE TYRONE		4	560	99%	564
PREMIER MEDICAL CENTER LLC	11	524	28	5%	563
ADVENT HEALTH - WESTCHASE ER		487	76	13%	563
NEW YORK HOSPITAL LABORATORIES	1	546	16	3%	563
The Manor at Blue Water Bay		500	62	11%	562
NEMOURS CHILDERN'S HOSPITAL		453	108	19%	561
PALM GARDEN OF JACKSONVILLE☐	2	474	80	14%	556
DOH – INDIAN RIVER		466	90	16%	556
RICARDO NAVARRO DO PA		470	84	15%	554
VETERANS AFFAIRS MEDICAL CENTER - GAINESVILLE		3	550	99%	553
The Sands at South Beach		549	4	1%	553
ARCPPOINTS LABS		484	68	12%	552
WEST GABLES HEALTH CARE CENTER		537	11	2%	548
VETERANS AFFAIRS MEDICAL CENTER - BAY PINES		18	530	97%	548
VITAE DIAGNOSTICS		534	13	2%	547
NCF DIAGNOSTICS & DNA TECHNOLOGIES	15	213	318	58%	546
LAUDERDALE NURSING CENTER LLC	1	526	19	3%	546
THE PALACE AT HOMESTEAD	1	523	21	4%	545
COASTAL URGENT CARE		428	116	21%	544
ADVENT HEALTH - TIMBERRIDGE ER		462	82	15%	544
DOCTORS CENTER,THE		432	111	20%	543
FIRST CHOICE PEDIATRICS		434	109	20%	543
MEMORIAL PEMBROKE 24/7 CARE CENTER		417	126	23%	543
SUNSHINE URGENT CARE LLC		387	154	28%	541
NORTH FLORIDA REHABILITATION & SPECIALTY CARE☐		529	9	2%	538
EXPERTUS LABORATORIES INC		447	91	17%	538
CITRUS NURSING CENTER LLC		491	47	9%	538
BENTON PEDIATRICS INC		480	57	11%	537
NURSING PLUS OF BROWARD LLC	1	514	22	4%	537
RIVER GARDEN HEBREW HOME FOR THE AGED		481	56	10%	537
FLOMEDILAB		301	235	44%	536
PALM BEACH COUNTY FIREFIGHTERS HEALTH CLINIC, LLC		458	78	15%	536

COVID-19: testing by laboratory

Data through Apr 25, 2021 verified as of Apr 26, 2021 at 09:25 AM

Data in this report are provisional and subject to change.

The numbers in the table below represent the number of Florida and non-Florida residents for whom test results were received by the Department of Health. A person can be tested by more than one laboratory and can have both positive and negative results. **Therefore, the sum of the numbers in each column will be larger than the total number of people tested.**

Reporting lab	Inconclusive	Negative	Positive	Percent positive	Total
ANCIENT CITY PEDIATRICS	1	512	22	4%	535
SANDBAY URGENT CARE		433	100	19%	533
CHAUTAUQUA REHABILITATION AND NURSING CENTER		521	11	2%	532
HOSPICE OF THE FLORIDA SUNCOAST,THE		524	5	1%	529
MEDICAL CENTER CLINIC-IMMEDIATE CARE	1	423	104	20%	528
JACKSON MEMORIAL LONG TERM CARE CENTER		496	32	6%	528
MED FAST URGENT CARE CENTER		260	268	51%	528
JACKSON MEMORIAL PERDUE MEDICAL CENTER		500	28	5%	528
FLORIDA HOSPITAL HEARTLAND MED CTR LAKE PLACID		408	115	22%	523
PALM GARDEN OF WINTER HAVEN	3	504	16	3%	523
LIFE CARE CENTER OF WINTER HAVEN		502	20	4%	522
HERON POINTE HEALTH AND REHABILITATION	1	518	3	1%	522
LIFE CARE CENTER OF PALM BAY□		493	28	5%	521
STEWART SEBASTIAN RIVER MEDICAL CENTER		462	57	11%	519
Solaris Healthcare Daytona	2	468	48	9%	518
FLORIDA DEPARTMENT OF HEALTH CLAY COUNTY	1	418	99	19%	518
DBI HEALTH INC		502	15	3%	517
ENZO CLINICAL LABS INC	3	487	26	5%	516
ORLANDO HEALTH CENTER FOR REHABILITATION		502	14	3%	516
SUSANNA WESLEY HEALTH CENTER		479	37	7%	516
HILLCREST HEALTH CARE & REHABILITATION CENTER	3	498	15	3%	516
Good Samaritan Society Kissimmee Village		451	65	13%	516
ST CLOUD REGIONAL MEDICAL CENTER CLINICAL LAB		394	121	23%	515
CARENOW	2	285	227	44%	514
BROWARD PARTNERSHIP	6	500	8	2%	514
MEDFAST URGENT CARE CENTERS		231	283	55%	514
Palm Garden of Largo		510	4	1%	514
LITTLE PINE PEDIATRICS PLLC	3	448	61	12%	512
MEMPHIS PATHOLOGY LABORATORY	5	481	24	5%	510
SOLARIS HEALTHCARE OSCEOLA		484	25	5%	509
PW WINDERMERE SUBTENANT LLC		504	3	1%	507
PARKLANDS FACILITY INC	4	460	42	8%	506
NEW PLANT CITY FAMILY CARE	1	281	223	44%	505
ADDINGTON PLACE AT WELLINGTON GREEN		493	11	2%	504
FLO-MEDILAB SERVICES LLC		194	309	61%	503
PEDIATRIC ASSOCIATES OF OCALA PA		463	40	8%	503
PEDIATRICS BY THE SEA		477	26	5%	503
PORT SAINT LUCIE HOSPITAL		493	9	2%	502
ORLANDO VA MEDICAL CENTER		2	500	100%	502
ASCEND CLINICAL	7	415	80	16%	502
ORLANDO ORTHOPAEDIC OUTPATIENT SURGERY CENTER LLC		497	4	1%	501
GANDY CROSSING CARE CENTER	1	484	16	3%	501
MANOR AT CARPENTERS		469	32	6%	501
MAGNOLIA FAMILY URGENT CARE		452	47	9%	499
Ocala Health and Rehabilitation Center		476	23	5%	499
PLANT CITY PEDIATRICS	1	394	104	21%	499
CLINICAL PATHOLOGY LABS		388	111	22%	499

COVID-19: testing by laboratory

Data through Apr 25, 2021 verified as of Apr 26, 2021 at 09:25 AM

Data in this report are provisional and subject to change.

The numbers in the table below represent the number of Florida and non-Florida residents for whom test results were received by the Department of Health. A person can be tested by more than one laboratory and can have both positive and negative results. **Therefore, the sum of the numbers in each column will be larger than the total number of people tested.**

Reporting lab	Inconclusive	Negative	Positive	Percent positive	Total
NORTH FLORIDA RETIREMENT VILLAGE		494	4	1%	498
BROOKSVILLE HEALTHCARE CENTER LLC		484	13	3%	497
GOOD SAMARITAN CENTER		491	3	1%	494
TRINITY REGIONAL REHAB CENTER		471	23	5%	494
DIGNITY HEALING, LLC		477	17	3%	494
STARKE FAMILY MEDICAL CENTER		400	93	19%	493
BAPTIST PRIMARY CARE, INC		461	31	6%	492
Quest Diag Unspecifd	1	326	163	33%	490
EMED LABS, LLC	3	472	15	3%	490
Cypress Cove Care Center		387	100	21%	487
THE VILLAGES REGIONAL HOSPITAL FREESTANDING		439	46	9%	485
FAIRWAY OAKS CENTER LLC	6	473	6	1%	485
ATLANTIC SHORES NURSING AND REHAB CENTER	1	472	11	2%	484
ASSOCIATESMD MEDICAL GROUP INC		413	71	15%	484
MEDIPATH		57	427	88%	484
NEW YORK PRESBYTERIAN - CUMC CLINICAL		464	19	4%	483
BONIFAY NURSING AND REHAB CENTER		452	31	6%	483
Life Care Center of Punta Gorda	1	467	15	3%	483
UNIVERSITY OF CENTRAL FLORIDA HEALTH SERVICES		463	20	4%	483
VITAS LUTHERAN TOWERS INPATIENT PROGRAM		418	65	13%	483
CONSULATE HEALTH CARE OF BAYONET POINT	4	471	7	1%	482
FLORIDA STATE HOSPITAL CLINICAL LABORATORY		479	3	1%	482
KINDRED HOSPITAL	10	450	22	5%	482
HARTS HARBOR HEALTH CARE CENTER		457	24	5%	481
MOOSEHAVEN HEALTH CENTER		437	43	9%	480
ENCOMPASS HEALTH REHABILITATION HOSPITAL OF SUNRISE	8	464	7	1%	479
Solaris HealthCare Windermere		446	33	7%	479
Colonial Lakes Health Care		434	45	9%	479
TIDEWELL HOSPICE INC	2	470	7	1%	479
WHITE-WILSON MEDICAL CENTER - NICEVILLE		428	50	10%	478
MOBILE MEDICAL ASSOCIATES PL	17	408	52	11%	477
NAVAL HOSPITAL - JACKSONVILLE		137	340	71%	477
Williston Care Center		413	63	13%	476
Consulate Health Care of North Fort Myers		463	13	3%	476
ADVENTHEALTH EXPRESS CARE AT WALGREENS 49TH STREET		405	71	15%	476
EPN URGENT CARE		83	392	83%	475
JAMES A HALEY VETERANS HOSPITAL			475	100%	475
MEDSCAN LABORATORY INC	1	256	217	46%	474
VITAS HEALTHCARE CORPORATION		468	5	1%	473
EMERALD COAST PEDIATRICS & ADOL		408	64	14%	472
Q ANSWER LAB	1	410	59	13%	470
Darcy Hall Of Life Care		456	13	3%	469
Parkview Rehabilitation Center at Winter Park		459	10	2%	469
NTD_EUROFINS_AIMS		429	40	9%	469
PINES OF SARASOTA		459	9	2%	468
MIDWAY SPECIALTY CARE CENTER	3	351	114	24%	468
ABBAY DELRAY		461	6	1%	467

COVID-19: testing by laboratory

Data through Apr 25, 2021 verified as of Apr 26, 2021 at 09:25 AM

Data in this report are provisional and subject to change.

The numbers in the table below represent the number of Florida and non-Florida residents for whom test results were received by the Department of Health. A person can be tested by more than one laboratory and can have both positive and negative results. **Therefore, the sum of the numbers in each column will be larger than the total number of people tested.**

Reporting lab	Inconclusive	Negative	Positive	Percent positive	Total
CLERMONT HEALTH AND REHABILITATION CENTER		434	32	7%	466
LA MER NH LLC		458	8	2%	466
HEALTHY STEPS PEDIATRICS		416	49	11%	465
BROOKDALE PALMER RANCH	1	407	57	12%	465
SOLARIS HEALTHCARE MERRITT ISLAND		412	52	11%	464
ELLENTON PEDIATRICS		445	19	4%	464
Santa Rosa Center for Rehabilitation and Healing		392	71	15%	463
AMEERAH LABS, LLC	2	376	84	18%	462
INNOVATIVE GENOMICS, LLC	3	422	37	8%	462
UNIVERSITY OF TAMPA STUDENT HEALTH AND SHC CLINICAL LABORATORY		293	168	36%	461
THE PALACE MANAGEMENT - THE PALACE AT CORAL GABLES		458	3	1%	461
THE SPRINGS AT BOCA CIEGA BAY		449	11	2%	460
AMBULATORY SURGERY CENTER OF BOCA RATON LTD		453	4	1%	457
CLARIDGE HOUSE NURSING CENTER		437	18	4%	455
OKEECHOBEE COUNTY HEALTH DEPT	1	333	121	27%	455
AZALEA TRACE PHYSICIAN SERVICES		447	7	2%	454
Manatee Springs Rehabilitation and Nursing Center		434	20	4%	454
University Crossing		451	2	0%	453
PENSACOLA PEDIATRICS MILTON		394	58	13%	452
FAMILY EXPRESS URGENT CARE		5	446	99%	451
SOLARIS HEALTHCARE BAYONET POINT		431	19	4%	450
PRO HEALTH		202	248	55%	450
SMA SPECIALTY MEDICAL LAB		120	327	73%	447
MANOR CARE OF BOYNTON BEACH LLC		423	24	5%	447
DIAMOND RIDGE HEALTH AND REHABILITATION CENTER		424	22	5%	446
ST ANDREWS BAY SKILLED NURSING &		382	61	14%	443
FAMILY CARE PARTNERS OF NORTHEAST FLORIDA LLC		365	78	18%	443
TUSKAWILLA NURSING AND REHAB CENTER	2	434	7	2%	443
ROLLINS COLLEGE WELLNESS CENTER		130	313	71%	443
EMERITUS AT NAPLES	2	439	1	0%	442
ORCHARD PARK HEALTH & REHABILITATION		434	6	1%	440
HEALTHWORKS MED GROUP OF FLORIDA PA	3	427	9	2%	439
TREASURE COAST COMMUNITY HEALTH	3	362	74	17%	439
INDIAN RIVER CTR, LLC		386	52	12%	438
PALM GARDEN OF WEST PALM BEACH	4	419	15	3%	438
BROOKDALE LAKE TAVARES		431	7	2%	438
ST PETERSBURG PEDIATRICS-PARK BLVD		395	42	10%	437
Bardmoor Oaks Healthcare and Rehabilitation Center		422	14	3%	436
ST PETERSBURG PEDIATRICS-SEMINOLE BLVD		362	73	17%	435
ABBOTT DIAGNOSTICS		409	26	6%	435
WATERMARK LAKE POINTE WOODS LLC		417	18	4%	435
AYERS HEALTH & REHABILITATION CENTER		427	7	2%	434
BODYK		424	10	2%	434
APP-UNIPATH, LLC	2	416	15	3%	433
BHA TITUSVILLE CLINIC		401	30	7%	431
MANORCARE HEALTH SERVICES - VENICE		375	56	13%	431
FLORIDA DEPT OF HEALTH IN BREVARD COUNTY	3	364	63	15%	430

COVID-19: testing by laboratory

Data through Apr 25, 2021 verified as of Apr 26, 2021 at 09:25 AM

Data in this report are provisional and subject to change.

The numbers in the table below represent the number of Florida and non-Florida residents for whom test results were received by the Department of Health. A person can be tested by more than one laboratory and can have both positive and negative results. **Therefore, the sum of the numbers in each column will be larger than the total number of people tested.**

Reporting lab	Inconclusive	Negative	Positive	Percent positive	Total
AVECINA MEDICAL JULINGTON	1	240	189	44%	430
VILLAGE DOCTORS OF KEYSTONE		342	88	20%	430
SAMANTHA WILSON CARE CENTER	4	414	11	3%	429
Bayside Care Center	1	408	20	5%	429
SEASIDE HEALTH AND REHABILITATION CENTER		369	59	14%	428
Heartland Healthcare of Ft. Myers	1	424	3	1%	428
BLOUNTSTOWN REHABILITATION CENTER LLC		321	107	25%	428
LORI MCAULIFFE MD PA		382	45	11%	427
HOLISTIX TREATMENT CENTERS		417	10	2%	427
DIAGNOSTIC & CLINICAL CARE SERVICES INC DBA		341	85	20%	426
Destin Healthcare and Rehabilitation Center	1	385	40	9%	426
FLORIDA DEPARTMENT OF HEALTH IN LIBERTY COUNTY	3	324	97	23%	424
LEHIGH REGIONAL MEDICAL CENTER LAB	2	372	47	11%	421
GARCIA CLINICAL LABORATORY		28	392	93%	420
AVANTE AT OCALA INC	2	387	31	7%	420
ONESTOP MEDICAL AND URGENT CARE LLC		367	52	12%	419
MARION AND BERNARD L SAMSON NURSING CENTER		414	4	1%	418
PALMS OF SEBRING		379	37	9%	416
PARTICLE THEORY LABS		393	23	6%	416
PruittHealth Panama City	1	350	64	15%	415
FLORIDA DEPARTMENT OF HEALTH		361	52	13%	413
Timberidge Center for Rehabilitation and Healing		378	35	8%	413
Life Care Center of Ocala		342	70	17%	412
ORCHARD RIDGE CARE AND REHABILITATION CENTER		393	19	5%	412
MINUTECLINIC LLC #3671		366	45	11%	411
HEALTH PARK CARE CENTER		404	7	2%	411
SABAL DIRECT PRIMARY CARE, PA		332	78	19%	410
LIFE CARE PONTE VEDRA INC		398	12	3%	410
HARDEE COUNTY HEALTH DEPARTMENT		330	79	19%	409
LIFE HOPE LABS, LLC		398	11	3%	409
HEALTH CENTRAL PARK		342	67	16%	409
FLORIDA HEART & VASCULAR MULTISPECIALTY GROUP PA		306	102	25%	408
NATIONS BEST FAMILY HEALTH CARE		227	181	44%	408
WALGREENS 3173		371	37	9%	408
PEDIATRIC HEALTH CARE ALLIANCE, PA		365	42	10%	407
SUNLAND MARIANNA COX MEDICAL CENTER		364	43	11%	407
TIDE LABORATORIES		362	45	11%	407
BRIDGEWATER PARK HEALTH AND REHAB		374	32	8%	406
TRI-COUNTY NURSING AND REHABILITATION CENTER INC		389	15	4%	404
MINUTECLINIC LLC #3281		341	63	16%	404
BOULEVARD REHABILITATION CENTER		388	16	4%	404
Solaris Healthcare Lake Bennet		366	38	9%	404
TAMARAC REHABILITATION & HEALTH CENTER		397	6	1%	403
METROPOLITAN HOSPITAL CENTER		395	7	2%	402
ELMCROFT PINECREST	1	373	27	7%	401
UR MEDICINE LABS- CENTRAL LABORATORY		375	26	6%	401
Bay Breeze Senior Living and Rehabilitation Center		347	53	13%	400

COVID-19: testing by laboratory

Data through Apr 25, 2021 verified as of Apr 26, 2021 at 09:25 AM

Data in this report are provisional and subject to change.

The numbers in the table below represent the number of Florida and non-Florida residents for whom test results were received by the Department of Health. A person can be tested by more than one laboratory and can have both positive and negative results. **Therefore, the sum of the numbers in each column will be larger than the total number of people tested.**

Reporting lab	Inconclusive	Negative	Positive	Percent positive	Total
SUN COUNTRY PEDIATRICS PLLC	9	353	37	9%	399
HCSO OCCUPATIONAL HEALTH AND WELLNESS CENTER		321	78	20%	399
FLETCHER HEALTH AND REHABILITATION CENTER		395	3	1%	398
PALM BEACH PEDIATRICS PA	2	344	52	13%	398
ADVENTHEALTH EXPRESS CARE AT		326	72	18%	398
MEDFAST URGENT CARE CENTER		167	231	58%	398
HARDEE MANOR HEALTH CARE CENTER	1	390	4	1%	395
MINI ER AND URGENT CARE		289	105	27%	394
PENSACOLA PEDIATRICS, PA		378	16	4%	394
BAPTIST PRIMARY CARE INC	1	364	27	7%	392
GEORGIA PUBLIC HEALTH LABORATORY		364	28	7%	392
Coastal Health and Rehabilitation Center		380	11	3%	391
BAY VILLAGE OF SARASOTA INC		388	3	1%	391
EXCEL PEDIATRICS		332	58	15%	390
BARBER		13	376	97%	389
WIMAUMA COMMUNITY HEALTH CENTER		322	65	17%	387
ROSEWOOD HEALTH AND REHABILITATION CENTER		362	25	6%	387
SPECIALTY HEALTH AND REHABILITATION CENTER		362	25	6%	387
CHEEK AND SCOTT DRUGS INC		317	68	18%	385
OCEAN VIEW NURSING AND REHAB CENTER		363	22	6%	385
Stacey Health Care Centers Inc. dba Riverside Care Center		355	30	8%	385
AVANTE AT MT DORA		375	8	2%	383
HENDRY REGIONAL MEDICAL CENTER		108	275	72%	383
BROOKDALE PADDOCK HILLS	2	378	2	1%	382
BARTON HEALTH ALLIANCE	3	334	45	12%	382
SERENADES IN THE VILLAGES		329	53	14%	382
BOCA BIOLISTICS REFERENCE LABORATORY	3	253	126	33%	382
SEA BREEZE REHAB AND NURSING CENTER		372	9	2%	381
RITECARE MEDICAL CENTER		291	90	24%	381
SIGNATURE HEALTHCARE OF NORTH FLORIDA		376	4	1%	380
MADISON FACILITY INC		372	7	2%	379
ACCESS MEDICAL CENTER	1	344	33	9%	378
CORAL TRACE HEALTH CARE	2	371	5	1%	378
24/7 PEDIATRIC CARE CENTERS INC		356	21	6%	377
BAYA PHARMACY WEST		8	368	98%	376
FAIR HAVENS CENTER, OPCO		368	7	2%	375
solaris Healthcare Parkway	2	355	18	5%	375
VILLAGE DOCTORS FAMILY MEDICAL CENTER OF		309	66	18%	375
Vi at Lakeside Village Skilled Nursing		359	15	4%	374
BAYSHORE DIAGNOSTICS		328	44	12%	372
Life Care Center at Inverrary		362	10	3%	372
SPRINGTREE REHAB & HEALTH CARE CENTER		348	24	6%	372
MACDILL AIR FORCE BASE		330	41	11%	371
URGENT CARE BETHESDA	1	318	52	14%	371
VETERANS AFFAIRS MEDICAL CENTER - LAKE CITY		52	318	86%	370
JACKSONVILLE KIDS PEDIATRICS, PLLC		335	35	9%	370
INFORM DIAGNOSTICS		361	9	2%	370

COVID-19: testing by laboratory

Data through Apr 25, 2021 verified as of Apr 26, 2021 at 09:25 AM

Data in this report are provisional and subject to change.

The numbers in the table below represent the number of Florida and non-Florida residents for whom test results were received by the Department of Health. A person can be tested by more than one laboratory and can have both positive and negative results. **Therefore, the sum of the numbers in each column will be larger than the total number of people tested.**

Reporting lab	Inconclusive	Negative	Positive	Percent positive	Total
ST CATHERINE'S WEST REHABILITATION HOSPITAL		357	13	4%	370
ADVENT HEALTH - TAMPA		148	221	60%	369
KISSIMMEE FACILITY OPERATIONS LLC		345	24	7%	369
COLOR GENOMICS, INC.	4	359	6	2%	369
MY HEALTHY BLUEPRINT BY BAPTIST HEALTH CARE		309	60	16%	369
ARCPPOINT LABS OF SARASOTA MANATEE		285	83	23%	368
Solaris HealthCare Imperial		360	8	2%	368
EPWORTH VILLAGE RETIREMENT COMMUNITY		361	6	2%	367
TRENTON MEDICAL CENTER INC DBA PALMS MEDICAL GROUP	4	270	93	25%	367
BEAR CREEK NURSING CENTER		362	5	1%	367
BAPTIST HEALTH URGENT CARE AT PLANTATION		305	62	17%	367
SANFORD LABORATORIES		333	32	9%	365
NAIA		363	1	0%	364
FL HUD DESTIN, LLC D/B/A GRAND BOULEVARD HEALTH		324	39	11%	363
Solaris Healthcare Coconut Creek		356	6	2%	362
HAINES CITY REHABILITATION AND NURSING CENTER		338	24	7%	362
LAKE EUSTIS HEALTH AND REHABILITATION CENTER		354	8	2%	362
Palmetto Subacute Care Center		350	11	3%	361
LASER & SURGERY CENTER OF THE PALM BEACHES□		359	2	1%	361
ELMHURST HOSPITAL CENTER	1	329	30	8%	360
HOLIDAY CVS LLC DBA CVS/PHARMACY #0440		343	16	4%	359
MANOR CARE OF NAPLES FL LLC		353	4	1%	357
AVANTE AT LEESBURG INC		350	5	1%	355
ESTERO ISLAND MEDICAL CENTER		281	73	21%	354
Marshall Health and Rehabilitation Center		304	49	14%	353
COMMUNITY HEALTH AND REHABILITATION CENTER		290	63	18%	353
LUIS A GHIGLINO MD PA		342	11	3%	353
PEACHTREE IMMEDIATE CARE		290	63	18%	353
BAPTIST HEALTH SOUTH FLORIDA - WEST BOCA URGENT CARE		289	63	18%	352
MY CLINICAL LAB		223	129	37%	352
ADVANCED AMBULATORY SURGERY CENTER		339	13	4%	352
VILLAGE AT VIENNA SQUARE,THE□	6	329	17	5%	352
TAVARES PEDIATRICS		298	53	15%	351
The Care Center at Pinellas Park	1	339	11	3%	351
CORAL BAY HEALTHCARE AND REHABILITATION	1	338	12	3%	351
FOUNTAIN INN NURSING & REHABILITATION CTR, INC		344	6	2%	350
RIVERS FAMILY MEDICINE PA		264	84	24%	348
FAMILY CARE PARTNERS OF NE FLORIDA LLC		273	74	21%	347
SELECT REFERENCE LABORATORIES, LLC	1	333	12	3%	346
HEALTH DESIGNS		332	14	4%	346
USAFSAM/PHE		175	170	49%	345
FLORIDA HEALTH CARE PLANS			344	100%	344
ARGO SENIOR LIVING AT HAVERHILL		323	21	6%	344
SOUTHWEST ORLANDO FAMILY MEDICINE, PL		285	59	17%	344
RENAISSANCE AT THE TERRACES		340	3	1%	343
The Grove Health and Rehabilitation		318	24	7%	342
ADVENT HEALTH CENTRA CARE - PALM COAST		80	262	77%	342

COVID-19: testing by laboratory

Data through Apr 25, 2021 verified as of Apr 26, 2021 at 09:25 AM

Data in this report are provisional and subject to change.

The numbers in the table below represent the number of Florida and non-Florida residents for whom test results were received by the Department of Health. A person can be tested by more than one laboratory and can have both positive and negative results. **Therefore, the sum of the numbers in each column will be larger than the total number of people tested.**

Reporting lab	Inconclusive	Negative	Positive	Percent positive	Total
HOLLEY NAVARRE MEDICAL CLINIC		263	79	23%	342
AVON PARK PEDIATRICS INC	3	302	37	11%	342
CRONOS CLINICAL LABORATORY	22	227	91	27%	340
PALMS REHABILITATION AND HEALTHCARE CENTER		302	38	11%	340
KEY WEST HEALTH AND REHAB	1	329	8	2%	338
MEDICAL CENTER AT OCEAN REEF,THE		321	17	5%	338
FRICKS PHARMACY		275	63	19%	338
AVENTURA REHAB AND NURSING CENTER		321	16	5%	337
DEPARTMENT OF HEALTH BUREAU OF FAMILY		329	8	2%	337
JACKSON PLAZA NURSING & REHAB CENTER	6	322	9	3%	337
BAYFRONT MEDICAL		300	35	10%	335
KENNEDY PAIN CLINIC GROUP LLC		301	34	10%	335
MIAMI CEREBRAL PALSY RESIDENTIAL		334	1	0%	335
REGENTS PARK OF BOCA RATON□		331	4	1%	335
LIFE BRITE	1	316	17	5%	334
NORTH PINELLAS STATMED QUICK QUALITY CLINICS		236	97	29%	333
Avante at St Cloud, Inc.		323	10	3%	333
VILLAGE PLACE NH LLC□		302	31	9%	333
GOOD SAMARITAN SOCIETY-DAYTONA		311	21	6%	332
RULEME CENTER	2	300	30	9%	332
LabCorp (Non-Interfaced)	2	129	201	61%	332
HOSPICE OF LAKE & SUMTER INC	1	323	8	2%	332
CITY OF PORT SAINT LUCIE		307	24	7%	331
DELTONA HEALTH CARE		307	24	7%	331
JACKSONVILLE VA UNIVERSITY OPC	4	317	9	3%	330
Life Care Center at Wells Crossing		309	21	6%	330
PHYSICIANS REGIONAL WALK-IN		196	134	41%	330
Concordia Village of Tampa AL		325	5	2%	330
MACCLENNY NURSING AND REHAB		311	18	5%	329
FLORIDA KEYS PEDIATRICS & ADOLESCENT CENTER		311	18	5%	329
POMPANO REHABILITATION AND NURSING CTR		324	4	1%	328
Avante at Inverness		324	3	1%	327
AMERICAN FINNISH NURSING HOME	2	317	8	2%	327
ROSEN MEDICAL CENTER		285	42	13%	327
ST LUCIE EMPLOYEE HEALTH & WELLNESS CENTER		316	10	3%	326
Surrey Place Healthcare and Rehabilitation		324	2	1%	326
SILVER CREEK SENIOR LIVING COMMUNITY		321	5	2%	326
MANORCARE AT LELY PALMS		321	5	2%	326
ST JOSEPH'S HOSPITAL LABORATORY		1	325	100%	326
PIONEER CLINICAL LAB, LLC		212	113	35%	325
LODGE HEALTH AND REHABILITATION CENTER, THE		292	33	10%	325
SIGNATURE HEALTHCARE AT THE COURTYARD		277	47	15%	324
ST JUDE CHILDREN'S RESEARCH HOSPITAL		309	15	5%	324
ST JAMES HEALTH AND REHABILITATION CENTER		237	87	27%	324
EAST RIDGE RETIREMENT VILLAGE		320	3	1%	323
WESTCHESTER GARDENS LIMITED PARTNERSHIP		314	9	3%	323
REHABILITATION CENTER OF LAKE CITY, THE		294	28	9%	322

COVID-19: testing by laboratory

Data through Apr 25, 2021 verified as of Apr 26, 2021 at 09:25 AM

Data in this report are provisional and subject to change.

The numbers in the table below represent the number of Florida and non-Florida residents for whom test results were received by the Department of Health. A person can be tested by more than one laboratory and can have both positive and negative results. **Therefore, the sum of the numbers in each column will be larger than the total number of people tested.**

Reporting lab	Inconclusive	Negative	Positive	Percent positive	Total
SUNCOAST URGENT CARE		242	80	25%	322
DAYTONA BEACH HEALTH AND REHAB CENTER		320	2	1%	322
Life Care Center of Sarasota		307	13	4%	320
LUTHERAN HAVEN		311	9	3%	320
COLLIER COUNTY JAIL		318	2	1%	320
PruittHealth Santa Rosa		225	94	29%	319
BIOCEPT		297	22	7%	319
EDGEWATER AT WATERMAN VILLAGE,THE		303	16	5%	319
AVELLINO LAB USA, INC	1	304	13	4%	318
CRYSTAL RIVER HEALTH & REHAB		315	3	1%	318
HEATHER HILL HEALTHCARE CENTER		270	47	15%	317
ACCURATE DIAGNOSTIC LABS, INC		299	18	6%	317
TALLAHASSEE NHHI LLC	1	288	27	9%	316
Avante at Orlando	1	309	6	2%	316
MEDEXPRESS LUTZ		3	312	99%	315
BAY COUNTY SHERIFFS OFFICE JAIL FACILITY		262	53	17%	315
HUNT CLUB PEDIATRIC ASSOCIATES, P.A.		269	45	14%	314
CROSS POINTE CARE CENTER	2	305	6	2%	313
GENESIS MEDICAL LABORATORY MIAMI FL.		83	230	73%	313
STATMED QUICK QUALITY CLINIC AT NORTH PINELLAS		66	246	79%	312
NAPHCARE, INC AT MANATEE COUNTY JAIL		286	26	8%	312
GENETIC TECHNOLOGICAL INNOVATIONS, LLC		299	13	4%	312
CENTERSTONE OF FLORIDA☐		285	26	8%	311
HOMESTEAD MANOR	2	268	41	13%	311
TIERRA PINES CENTER		297	13	4%	310
OSPREY LODGE		248	59	19%	307
ENCOMPASS HEALTH REHABILITATION OF SEA PINES		306	1	0%	307
LAKELAND REGIONAL HEALTH SYSTEMS INC		39	266	87%	305
CLARE BRIDGE ORMOND BEACH	1	303			304
SILVERCREST HEALTH AND REHABILITATION CENTER	3	292	8	3%	303
AFTER HOURS PEDIATRICS INC	1	1	301	99%	303
PERSONALIZED GENETIC TESTING	3	199	100	33%	302
ARDEN COURTS OF TAMPA☐	2	294	6	2%	302
LAKE PARK OF MADISON		291	11	4%	302
CONSULATE HEALTH CARE OF SAFETY HARBOR		293	7	2%	300
ARCPPOINT LABS OF ST PETERSBURG		209	91	30%	300
SARAPATH DIAGNOSTICS		172	127	42%	299
RAPID RELIABLE TESTING NY LLC		286	12	4%	298
ELLENTON PEDIATRICS PA		280	18	6%	298
PONTE VEDRA GARDENS		297	1	0%	298
BUENA VISTA URGENT CARE		264	34	11%	298
APOLLO HEALTH & REHABILITATION		290	7	2%	297
Chatsworth at PGA National, LLC		283	13	4%	296
220 GOLDEN, LLC	1	279	16	5%	296
BROOKDALE DESTIN		284	12	4%	296
CONCIMED LLC		264	31	11%	295
ALLIANCE PEDIATRICS PA		288	7	2%	295

COVID-19: testing by laboratory

Data through Apr 25, 2021 verified as of Apr 26, 2021 at 09:25 AM

Data in this report are provisional and subject to change.

The numbers in the table below represent the number of Florida and non-Florida residents for whom test results were received by the Department of Health. A person can be tested by more than one laboratory and can have both positive and negative results. **Therefore, the sum of the numbers in each column will be larger than the total number of people tested.**

Reporting lab	Inconclusive	Negative	Positive	Percent positive	Total
Sunset Point Center		291	4	1%	295
WILLISTON PEDIATRICS PA	1	255	39	13%	295
BAYA POINTE NURSING AND REHABILITATION		212	83	28%	295
LONGWOOD FAMILY PRACTICE		226	69	23%	295
CYPRESS COVE		289	6	2%	295
HAVEN OF OUR LADY OF PEACE INC		286	8	3%	294
RIVERWOOD HEALTH NH LLC		254	39	13%	293
NORTHWEST MEDICAL CENTER CLINICAL LABORATORY		175	118	40%	293
GULF COAST MEDICAL CENTER		287	6	2%	293
WHITE WILSON MEDICAL IMMEDIATE CARE NICEVILLE		67	226	77%	293
FLORIDA ATLANTIC UNIVERSITY STUDENT HEALTH		242	51	17%	293
renaissance health and rehabilitation center		266	26	9%	292
BIOIQ		243	48	16%	291
HOLISTIC PEDIATRICS GROUP LLC		268	23	8%	291
CONEY ISLAND HOSPITAL	1	278	11	4%	290
West Melbourne Health and Rehabilitation Center		288	1	0%	289
HIGHLANDS URGENT CARE			289	100%	289
PALM GARDEN OF GAINESVILLE	2	285	2	1%	289
USA HEALTH UNIVERSITY HOSPITAL CLINICAL LABORATORY	1	278	10	3%	289
AMERICAN HEALTH ASSOCIATES INC	1	270	18	6%	289
DE LUNA HEALTH AND REHABILITATION CENTER		266	23	8%	289
AUBURN UNIVERSITY MEDICAL CLINIC		227	62	21%	289
STERLING HOUSE OF DELAND		288	1	0%	289
DOCTORS MEMORIAL HOSPITAL		158	131	45%	289
LAKESIDE NEUROLOGIC		274	13	5%	287
PEDIATRICS IN BREVARD PA- ROCKLEDGE		242	45	16%	287
WESTWOOD HEALTHCARE SNF		241	46	16%	287
W FRANK WELLS NURSING HOME		258	29	10%	287
Terrace Health and Rehab		283	4	1%	287
ARBOR FACILITY INC		283	3	1%	286
Solaris Senior Living North Naples ALF		277	9	3%	286
AMERICAN RESEARCH LABS		249	36	13%	285
CHIPOLA HEALTH AND REHAB		266	18	6%	284
AURORA DIAGNOSTICS BERNHARDT LABORATORIES PATHOLOGY SERVICE		190	93	33%	283
DAVID SCOTT MADWAR MD PA□		254	29	10%	283
JACKSONVILLE UNIVERSITY	1	266	15	5%	282
MIDWAY PRIMARY CARE, LLC	11	180	91	32%	282
PROTEUS MOLECULAR AND CLINICAL LAB	1	169	112	40%	282
CHIPOLA MEDICAL ASSOCIATES, LLC		205	76	27%	281
PAVILION FOR HEALTHCARE, THE		278	3	1%	281
PALMS FACILITY INC		264	16	6%	280
HARBOURWOOD	1	272	7	3%	280
VETERANS AFFAIRS MEDICAL CENTER - MIAMI		2	277	99%	279
FARAH MEDICAL		263	15	5%	278
BRENTWOOD RETIREMENT COMMUNITY	5	239	34	12%	278
BROWARD NURSING & REHABILITATION CTR	8	256	14	5%	278
SIGNATURE HEALTHCARE OF ORANGE PARK		274	4	1%	278

COVID-19: testing by laboratory

Data through Apr 25, 2021 verified as of Apr 26, 2021 at 09:25 AM

Data in this report are provisional and subject to change.

The numbers in the table below represent the number of Florida and non-Florida residents for whom test results were received by the Department of Health. A person can be tested by more than one laboratory and can have both positive and negative results. **Therefore, the sum of the numbers in each column will be larger than the total number of people tested.**

Reporting lab	Inconclusive	Negative	Positive	Percent positive	Total
MEDICATION ROOMS-CSU/CI NURSE STATION	1	264	13	5%	278
Crossbreeze care center	1	274	2	1%	277
PRUITT HEALTH-SANTA ROSA		275	2	1%	277
Rehabilitation Center for Park Place LLC		266	11	4%	277
LAKE VIEW CARE CENTER AT DELRAY		270	6	2%	276
JUPITER MEDICAL CENTER URGENT CARE - STUART		210	66	24%	276
FIRST CHOICE PEDIATRICS INC		242	34	12%	276
VILLAGES REGIONAL HOSPITAL SURGERY CENTER LLC, THE		218	58	21%	276
Chatham Glen Healthcare and Rehabilitation Center		266	9	3%	275
ST VINCENT'S AMBULATORY CARE INC DBA	2	238	35	13%	275
PROFESSIONAL URGENT CARE SERVICES		224	51	19%	275
Glades West Rehabilitation and Nursing Center		266	8	3%	274
AMELIA MEDICAL CARE		118	156	57%	274
NASSAU COUNTY JAIL		229	45	16%	274
WALGREENS 10670		237	36	13%	273
WASHINGTON REHAB AND NURSING		262	10	4%	272
FIRST CHOICE PRIMARY CARE		216	56	21%	272
SANDY PINES	2	226	43	16%	271
HEARTLAND PEDIATRICS OF LAKE PLACID PA	1	238	32	12%	271
BOND CLINIC, PA		201	70	26%	271
Premier Place at The Glenview		261	9	3%	270
PBC FIREFIGHTER BENEFIT FUND WELLNESS CENTER		225	45	17%	270
FAMILY MEDICAL CARE OF PALM BEACH		190	79	29%	269
ADVENT HEALTH CARE CENTER	9	246	14	5%	269
DOS OF NORTH SHORES NURSING & REHAB CENTER		269			269
PORT CHARLOTTE HMA		237	32	12%	269
ATLANTIC URGENT CARE		186	82	31%	268
ADVENT HEALTH CENTRA CARE - ORMOND BEACH		113	155	58%	268
AMERICAN ESOTERIC LAB-BIRMINGHAM		263	4	1%	267
ST MARK VILLAGE	1	261	5	2%	267
JUPITER MEDICAL CENTER URGENT CENTER		220	47	18%	267
SURREY PLACE CARE CENTER		259	7	3%	266
D PEDIATRICS		243	22	8%	265
THE PLAYERS CHAMPIONSHIP		265			265
SERANADES BY SONATA WEST ORANGE		236	29	11%	265
SUNRISE DIAGNOSTIC LABORATORY		212	53	20%	265
Cross Gardens Care Center		263	1	0%	264
SHC College Park		262	2	1%	264
FORT MYERS REHABILITATION AND NURSING CENTER		237	26	10%	263
MILLENNIUM PHYSICIAN GROUP LLC		228	34	13%	262
NADAL PEDIATRICS		217	44	17%	261
CLIFFORD CHESTER SIMS VA NURSING HOME		251	9	3%	260
NORTH FLORIDA PEDIATRICS - MARIANNA		220	40	15%	260
BRADEN RIVER REHABILITATION CENTER LLC		258	2	1%	260
COLLIER PHARMACY		208	51	20%	259
CONSULATE HEALTHCARE OF KISSIMMEE		247	12	5%	259
Jacaranda Manor		256	2	1%	258

COVID-19: testing by laboratory

Data through Apr 25, 2021 verified as of Apr 26, 2021 at 09:25 AM

Data in this report are provisional and subject to change.

The numbers in the table below represent the number of Florida and non-Florida residents for whom test results were received by the Department of Health. A person can be tested by more than one laboratory and can have both positive and negative results. **Therefore, the sum of the numbers in each column will be larger than the total number of people tested.**

Reporting lab	Inconclusive	Negative	Positive	Percent positive	Total
FLORIDA WOMAN CARE LABORATORY LLC		232	26	10%	258
LEESBURG PEDIATRICS		222	36	14%	258
AZALEA TRACE		245	13	5%	258
ADVENT HEALTH - ORLANDO		195	63	24%	258
HOSPICE OF ST FRANCIS INC		251	7	3%	258
LAKEVIEW INTERNAL MEDICINE		195	62	24%	257
TERRACES OF LAKE WORTH CARE CENTER		245	12	5%	257
MIAMI JEWISH HEALTH SYSTEMS, INC	4	243	10	4%	257
MARTIN MEMORIAL MEDICAL CENTER LAB		128	129	50%	257
BAYVIEW CENTER		250	5	2%	255
AVANTE AT ORMOND BEACH INC		247	8	3%	255
VI AT BENTLEY VILLAGE HOME CARE		254	1	0%	255
PHYSICIANS PRIMARY CARE OF SOUTHWEST FLORIDA	1	236	17	7%	254
SHELL POINT VILLAGE MEDICAL CENTER		246	7	3%	253
STAR CARE		212	41	16%	253
KR at Hillsborough Lakes/Lutz Healthcare		242	10	4%	252
SEAVIEW NURSING AND REHABILITATION CENTER		242	10	4%	252
STUART - FAIRGROUNDS		219	32	13%	251
FELLOWSHIP HOME AT THE FAIRWAY LLC		244	7	3%	251
FLORIDA CLINICAL LABORATORY-BIOREFERENCE LABORATORIES		99	152	61%	251
BUREAU OF CLINICAL LABORATORIES		209	42	17%	251
VETERANS AFFAIRS ORLANDO VA MEDICAL CENTER			251	100%	251
MARTIN ACQUISITION 1 LLC DBA		236	14	6%	250
EVENT MED SERVICES LABORATORY		244	5	2%	249
HOMESTEAD VILLAGE		237	11	4%	248
CARRINGTON PLACE OF ST PETE LLC		242	6	2%	248
HCTB INC		202	46	19%	248
UCC - WELLINGTON		3	245	99%	248
Consulate Health Care of St. Petersburg		240	7	3%	247
ADVENTHEALTH EXPRESS CARE AT WESLEY CH		218	29	12%	247
Heritage Healthcare at Tallahassee		239	7	3%	246
AVECINA MOBILE		121	125	51%	246
ROSEWOOD HEALTHCARE & REHABILITATION CENTER		239	6	2%	245
ST AUGUSTINE HEALTH & REHAB CENTER		244	1	0%	245
IMA MEDICAL GROUP		169	75	31%	244
Sunnyside Nursing Home		241	3	1%	244
REGENTS PARK AT AVENTURA		229	15	6%	244
MALABAR/ADVENT CENTRA CARE		48	196	80%	244
ST ANTHONYS REHABILITATION HOSPITAL	9	232	2	1%	243
Orchid Cove at Sarasota		242	1	0%	243
TRUE NORTH HEALTH NAVIGATION LLC DBA DISPATCHHEALTH	1	203	39	16%	243
WHITE WILSON MEDICAL CENTER IMMEDIATE CARE		135	108	44%	243
EDGEWOOD NURSING CENTER		232	10	4%	242
QUICK CARE MED LLC	1	185	56	23%	242
ARCHER HEALTH VENTURES, LLC		217	25	10%	242
TGH		1	241	100%	242
BARTRAM CROSSING		242			242

COVID-19: testing by laboratory

Data through Apr 25, 2021 verified as of Apr 26, 2021 at 09:25 AM

Data in this report are provisional and subject to change.

The numbers in the table below represent the number of Florida and non-Florida residents for whom test results were received by the Department of Health. A person can be tested by more than one laboratory and can have both positive and negative results. **Therefore, the sum of the numbers in each column will be larger than the total number of people tested.**

Reporting lab	Inconclusive	Negative	Positive	Percent positive	Total
CCS - JOSEPH V CONTE		239	2	1%	241
GOOD SAMARITAN CARES		236	5	2%	241
STERLING HOUSE OF WINTER HAVEN		237	3	1%	240
OAKBROOK HEALTH AND REHABILITATION CENTER	1	225	14	6%	240
SOUTHLAND SUITES OF ORMOND BEACH	4	236			240
CLARE BRIDGE OF SARASOTA		238	2	1%	240
AMERICAN HOUSE SENIOR LIVING		189	51	21%	240
PALM GARDEN OF AVENTURA		236	4	2%	240
LAKE SIDE HEALTH CENTER		240			240
ORANGE COUNTY HEALTH DEPT		228	11	5%	239
PATHWAY PHARMACY		201	38	16%	239
SPRINGS AT LAKE POINTE WOODS		237	2	1%	239
PADDOCK RIDGE		235	3	1%	238
Flagler Health and Rehabilitation		235	3	1%	238
Lake Port Square Health Center		219	17	7%	236
Avante at Lake Worth, Inc.		232	4	2%	236
WALGREENS 4915	1	211	24	10%	236
OAK HAMMOCK AT THE UNIVERSITY OF FLORIDA		229	6	3%	235
CAREATC, INC.	1	226	8	3%	235
SAMIR EBEID MD		212	23	10%	235
FLORIDA HEALTH CARE PLAN INC		2	233	99%	235
BAY TREE CARE AND REHABILITATION CENTER		197	38	16%	235
GUEST HOUSE OCALA, THE		225	9	4%	234
LCS SANDHILL COVE LLC DBA	6	218	9	4%	233
MANDARIN PEDIATRICS		210	23	10%	233
SOLARIS SENIOR LIVING VERO BEACH		224	8	3%	232
life Care Center of Melbourne		215	17	7%	232
ADVANCED MEDICAL GROUP		1	231	100%	232
THE RESIDENCE AT TIMBER PINES	4	202	25	11%	231
ManorCare Health Services-Palm Harbor	1	229	1	0%	231
CARENOW LAKE MARY		45	186	81%	231
ADVENT HEALTH - PALM HARBOR ER		184	47	20%	231
ARDEN COURTS OF FORT MYERS		224	7	3%	231
Signature healthcare of Jacksonville		226	5	2%	231
CAREATC CITY OF TAMPA	8	188	35	15%	231
NORTH FLORIDA PEDIATRICS PA - DUVAL		201	29	13%	230
PINELLAS CARE CENTER		195	35	15%	230
LYNN HAVEN SPORTS COMPLEX-WALKON CLINIC		21	209	91%	230
FORT PIERCE HEALTH CARE		222	7	3%	229
Lakewood Nursing Center		198	31	14%	229
KINDRED HOSPITAL THE PALM BEACHES		224	5	2%	229
CHILDREN MED CARE INC		195	33	14%	228
A PLUS PEDIATRICS		200	28	12%	228
ASCENSION MEDICAL GROUP		5	223	98%	228
MORSELIFE MEMORY CARE RESIDENCE		219	9	4%	228
ST PETERSBURG PEDIATRICS-EAST BAY	1	190	35	15%	226
WIREGRASS DIRECT PRIMARY CARE PLLC		190	36	16%	226

COVID-19: testing by laboratory

Data through Apr 25, 2021 verified as of Apr 26, 2021 at 09:25 AM

Data in this report are provisional and subject to change.

The numbers in the table below represent the number of Florida and non-Florida residents for whom test results were received by the Department of Health. A person can be tested by more than one laboratory and can have both positive and negative results. **Therefore, the sum of the numbers in each column will be larger than the total number of people tested.**

Reporting lab	Inconclusive	Negative	Positive	Percent positive	Total
PARKS HEALTHCARE & REHABILITATION CTR	4	211	11	5%	226
ALLSOUTH URGENT CARE		52	173	77%	225
PARK MEADOWS HEALTH AND REHABILITATION CENTER		224	1	0%	225
NSPIRE HEALTHCARE LAUDERHILL		219	6	3%	225
SUNLIFE PHARMACY		197	28	12%	225
ADVENT HEALTH - LAKE NONA		193	32	14%	225
ESCAMBIA COUNTY JAIL	2	168	54	24%	224
BARBARA O'REILLY MD PA		220	4	2%	224
RIVERSIDE RECOVERY OF TAMPA		223	1	0%	224
DISCOVERY VILLAGE AT MELBOURNE		197	27	12%	224
CONSULATE HEALTH CARE OF MELBOURNE		218	5	2%	223
INN AT ASTON GARDENS, THE		215	8	4%	223
LEHIGH VALLEY GENOMICS			223	100%	223
CORAL GABLES NURSING & REHABILITATION CENTER		213	10	4%	223
GEORGE SAFRAN MD PC		209	14	6%	223
CORAL REEF NURSING & REHABILITATION CENTER		215	8	4%	223
BORLAND GROOVER CLINIC	1	184	37	17%	222
The Ponce Therapy Care Center		218	4	2%	222
COLONY CLUB ALF,THE	1	208	13	6%	222
CCS - PAUL REIN DETENTION FACILITY		156	66	30%	222
PINNACLES PEDS CARE PA		222			222
ARDEN COURTS OF SEMINOLE		181	41	18%	222
VITAS HEALTHCARE CORPORATION OF FL		207	15	7%	222
BAY VUE NURSING AND REHABILITATION CENTER		210	11	5%	221
DOCTORS MEMORIAL FAMILY MEDICINE	2	153	66	30%	221
VIERA DEL MAR HEALTH AND REHABILITATION CENTER		209	12	5%	221
FLAGLER COUNTY DETENTION CENTER		208	13	6%	221
SUPERIOR RESIDENCES OF PANAMA CITY BEACH		213	7	3%	220
CONCORD LIFE SCIENCES LLC	2	201	17	8%	220
Boynton Beach Rehabilitation Center	2	213	5	2%	220
LAKE REGIONAL URGENT CARE		12	207	95%	219
WOOD LAKE HEALTH AND REHABILITATION CENTER		219			219
Avante at Melbourne		214	5	2%	219
ANGELS DIAGNOSTIC GROUP		174	45	21%	219
ADVENT HEALTH CENTRA CARE - DAYTONA BEACH		94	124	57%	218
ST. CLOUD REGIONAL MEDICAL CENTER		199	18	8%	217
MACTOWN, INC		215	2	1%	217
LAKE PORT SQUARE		200	17	8%	217
KENILWORTH CARE & REHABILITATION CENTER		200	17	8%	217
Kindred Hospital South Florida Hollywood SNU		209	8	4%	217
THE MANOR AT CARPENTERS		185	32	15%	217
HUNT CLUB PEDIATRIC ASSOCIATES PA		150	66	31%	216
BROOKDALE ATRIM WAY		210	6	3%	216
YOUR FAMILY WALK-IN CLINIC		16	200	93%	216
SACRED HEART HEALTH SYSTEM INC		179	37	17%	216
MEDICAL CONSULTANTS OF FLORIDA LLC	1	181	33	15%	215
Taylor Care Center		210	5	2%	215

COVID-19: testing by laboratory

Data through Apr 25, 2021 verified as of Apr 26, 2021 at 09:25 AM

Data in this report are provisional and subject to change.

The numbers in the table below represent the number of Florida and non-Florida residents for whom test results were received by the Department of Health. A person can be tested by more than one laboratory and can have both positive and negative results. **Therefore, the sum of the numbers in each column will be larger than the total number of people tested.**

Reporting lab	Inconclusive	Negative	Positive	Percent positive	Total
BENDERSON FAMILY SKILLED NURSING AND		198	17	8%	215
ABSOLUTE HEALTH INTERNAL MEDICINE AND PEDIATRICS		191	24	11%	215
GATEWAY/ADVENT CENTRA CARE	1	24	190	88%	215
The Waterford		212	3	1%	215
FREEDOM SQUARE NURSING CENTER		202	12	6%	214
KEY LARGO - LARGO CARGO		193	21	10%	214
BLOCK, NATION, CHASE, AND SMOLEN FAMILY MEDICINE		157	57	27%	214
CONSULATE HEALTH CARE OF WINTER HAVEN		209	4	2%	213
GATTOLINE ENTERPRISES, INC. DBA FAMILY CARE PHARMACY		174	39	18%	213
San Jose Health & Rehabilitation		207	6	3%	213
Consulate Healthcare of West Palm Beach		197	16	8%	213
POCONO MEDICAL CENTER		212	1	0%	213
LIFE CARE CENTER OF PORT ST. LUCIE		201	12	6%	213
BOCA RATON REHABILITATION CENTER	4	204	4	2%	212
CLINICAL LABS OF HAWAII		212			212
Bayside Health and Rehabilitation		181	31	15%	212
VILLA MARIA WEST SKILLED NURSING FACILITY		204	8	4%	212
BONITA PHARMACY		192	20	9%	212
FULGENT GENETICS	3	166	43	20%	212
SOUTH BALDWIN REGIONAL MEDICAL CENTER		197	14	7%	211
UNIVERSITY OF MIAMI		77	134	64%	211
LABCORP BURLINGTON	1	157	53	25%	211
JUNO DERMATOLOGY LLC		193	18	9%	211
PEDIATRIC SPECIALISTS MEDICAL GROUP	1	188	22	10%	211
HEALTH FIRST - HOLMES REGIONAL MEDICAL CENTER		32	178	85%	210
GLENRIDGE ON PALMER RANCH,THE		202	8	4%	210
GOOD SAMARITAN SOCIETY OF DELAND		199	11	5%	210
Royal Oaks Nursing and Rehab		209	1	0%	210
MCW MENTAL HEALTH LLC		206	4	2%	210
PALMS MEDICAL GROUP HIGH SPRINGS		174	35	17%	209
Whispering Oaks	11	175	23	11%	209
THE PALACE NURSING AND REHABILITATION CENTER		209			209
MATHISON RETIREMENT COMMUNITY, INC	1	200	8	4%	209
Nspire Health Care Kendall		199	10	5%	209
Hampton Court Nursing and Rehabilitation Center		206	2	1%	208
ESCAMBIA COUNTY JAIL DETENTION DIVISION		203	5	2%	208
Sunrise Health and Rehabilitation Center		200	8	4%	208
TUSCAN GARDENS OF PALM COAST		201	6	3%	207
HIALEAH SHORES NURSING AND REHAB CENTER		199	8	4%	207
ARDEN COURTS OF DELRAY BEACH FL LLC	3	194	10	5%	207
RITE MEDICAL CARE PC		204	3	1%	207
LAB CORP	1	120	86	42%	207
NEW YORK CITY DEPARTMENT OF HEALTH & MENTAL		171	35	17%	206
TARPON POINT NURSING AND REHABILITATION CENTER		203	3	1%	206
MIRACLE HILL NURSING & REHABILITATION CENTER INC		200	6	3%	206
ALL SEASONS NAPLES LLC		198	8	4%	206
Signature Healthcare of Ormond		204	1	0%	205

COVID-19: testing by laboratory

Data through Apr 25, 2021 verified as of Apr 26, 2021 at 09:25 AM

Data in this report are provisional and subject to change.

The numbers in the table below represent the number of Florida and non-Florida residents for whom test results were received by the Department of Health. A person can be tested by more than one laboratory and can have both positive and negative results. **Therefore, the sum of the numbers in each column will be larger than the total number of people tested.**

Reporting lab	Inconclusive	Negative	Positive	Percent positive	Total
HOSPITAL FOR SPECIAL SURGERY		202	3	1%	205
Cross Terrace REhabilitation		203	2	1%	205
MEASE COUNTRYSIDE HOSPITAL		2	203	99%	205
PCB CLINIC		159	45	22%	204
FLORIDA DEPARTMENT OF HEALTH IN TAYLOR COUNTY	1	160	43	21%	204
REGENCY PARK		186	18	9%	204
DISCOVERY VILLAGE AT NAPLES		187	17	8%	204
PALM HARBOR FAMILY PRACTICE & WALK-IN		157	47	23%	204
MIAMI VA HEALTHCARE SYSTEM			204	100%	204
PATHGROUP LABS LLC		97	106	52%	203
PATRIOT MEDICAL LABORATORIES		195	8	4%	203
HEALTHPOINT MED GRP OF THE EMERALD COAST LLC		166	37	18%	203
BROOKDALE OF SPRING HILL	9	192	2	1%	203
SENIOR LIVING VII TAMPA LLC	1	193	9	4%	203
WORKPLACE SCREENING INTELLIGENCE			203	100%	203
ADVENT HEALTH CENTRA CARE - APOPKA NORTH		172	30	15%	202
POLK COUNTY HEALTH DEPARTMENT		178	24	12%	202
VAMC WEST PALM LAB		5	196	98%	201
EDWARD J HEALEY REHAB & NURSING CENTER		201			201
AMA MEDICAL GROUP LLC		169	32	16%	201
Governors Creek Health and Rehabilitation	1	198	2	1%	201
HERITAGE HEALTHCARE AND REHABILITATION CENTER		195	5	3%	200
BVM THE BRIDGES LLC		199	1	1%	200
FIRSTCARE CLINIC		114	86	43%	200
BARKLEY PLACE	1	194	5	3%	200
GRACE PEDIATRICS		168	31	16%	199
JACKSON COUNTY HEALTH DEPARTMENT		150	49	25%	199
ADVENT HEALTH - CARROLLWOOD	4	169	26	13%	199
AVANTE OF BOCA RATON		198	1	1%	199
CLERMONT URGENT CARE			198	100%	198
VILLAGE PEDIATRICS LLC		168	30	15%	198
DEPARTMENT OF HEALTH & HUMAN SERVICES		198			198
DOLPHIN POINTE HEALTH CARE LLC		175	23	12%	198
LAUREL POINT CARE ACQUISITION LLC DBA SANDGATE GARDENS REHAB AND NURSI		171	27	14%	198
JACKSONVILLE NURSING AND REHAB CENTER		189	8	4%	197
NO FLORIDA PEDIATRICS, PA		169	27	14%	196
XPRESS URGENT CARE- PORT ST. LUCIE		68	128	65%	196
RIVERWOOD CENTER,THE		186	10	5%	196
ABBIEJEAN RUSSELL CARE CENTER		195	1	1%	196
FLORIDA MEDICAL CLINIC LLC		122	74	38%	196
NADAL PEDIATRICS - VICTORIA STREET (3385)		167	29	15%	196
BRUCE S WEST MD	1	193	1	1%	195
Heritage Park Rehabilitation & Healthcare		177	18	9%	195
BEACON AT GULF BREEZE, THE	2	181	11	6%	194
SARNO EXTENDED HOURS		124	69	36%	193
FINLAY CLINICAL LABORATORY INC	1	39	153	79%	193
FIRST CHOICE PEDIATRICS SEMORAN		98	94	49%	192

COVID-19: testing by laboratory

Data through Apr 25, 2021 verified as of Apr 26, 2021 at 09:25 AM

Data in this report are provisional and subject to change.

The numbers in the table below represent the number of Florida and non-Florida residents for whom test results were received by the Department of Health. A person can be tested by more than one laboratory and can have both positive and negative results. **Therefore, the sum of the numbers in each column will be larger than the total number of people tested.**

Reporting lab	Inconclusive	Negative	Positive	Percent positive	Total
CYPRESS POINT LIVING, LLC		177	15	8%	192
GEORGIA DEPARTMENT OF PUBLIC HEALTH	1	5	186	97%	192
FEDERATION CCRC OPERATIONS CORP		190	1	1%	191
HEALTH LINK DIAGNOSTIC LABORATORIES		182	9	5%	191
CARE CENTERS OF NASSAU		188	3	2%	191
MAGNOLIA DIAGNOSTICS, LLC	4	158	28	15%	190
NEO GENOMICS - FORT MYERS	1	183	6	3%	190
SUMMERFIELD EMERGENCY ROOM		143	47	25%	190
LAKE WALES OPERATING GROUP LLC		184	5	3%	189
VIPEDIATRICS PLLC		174	15	8%	189
CHARTER SENIOR LIVING OF PANAMA CITY BEACH		168	21	11%	189
VIERA MANOR ASSISTED LIVING RESIDENCE		182	7	4%	189
PHYSICIANS REGIONAL MEDICAL CENTER - PINE RIDGE		20	169	89%	189
WOMEN'S CARE FLORIDA LABORATORY		183	5	3%	188
NIGHT LITE PEDIATRICS WINTER GARDEN		144	44	23%	188
ZON BEACHSIDE LLC		151	37	20%	188
HAWKINS FAMILY MEDICINE LLC	1	136	51	27%	188
TUSCAN GARDENS OF VENETIA MANAGEMENT COMPANY		174	14	7%	188
GLADES HEALTH CARE CENTER		185	3	2%	188
BENTON HOUSE AT OAKLEAF		158	30	16%	188
OCEAN REEF MEDICAL CENTER		150	38	20%	188
SUNY UPSTATE MEDICAL UNIVERSITY		173	15	8%	188
LIFE CARE CENTER OF ALTAMONTE SPRINGS		157	31	16%	188
US MEDICAL CARE, INC		164	23	12%	187
PLANTATION NURSING & REHAB CENTER		187			187
ANTHEM LAKES LLC		151	35	19%	186
CSL PLASMA		31	155	83%	186
CANTERFIELD OF OCALA, LLC		175	11	6%	186
BAPTIST HEALTH PRIMARY CARE	1	134	50	27%	185
EMBRY RIDDLE AERONAUTICAL UNIVERSITY HEALTH SERVICES		1	184	99%	185
KINDRED HOSPITAL MELBOURNE	1	178	6	3%	185
PPC-LAB EDI ORCHARD BI		176	9	5%	185
PEDIATRICS OF GREATER ORLANDO		157	28	15%	185
FLORIDA HEALTH CARE PLANS INC		2	183	99%	185
CANTERFIELD OF CLAY COUNTY		147	38	21%	185
ADVENT		172	13	7%	185
WALGREENS #06012		162	23	12%	185
ST. JAMES BAY HEALTH AND REHABILITATION CENTER		183	1	1%	184
NSPIRE HEALTHCARE TAMARAC		144	40	22%	184
BROOKDALE ORANGE PARK		182	2	1%	184
Belleair Healthcare Center		178	6	3%	184
PRIMECARE OF DOTHAN		130	54	29%	184
ARDEN COURTS OF LARGO FL, LLC		162	22	12%	184
NORTH BEACH REHABILITATION CENTER		182	2	1%	184
JEFFERSON COUNTY HEALTH DEPARTMENT-MONTICELLO		142	41	22%	183
EXOSOME DIAGNOSTICS	1	163	19	10%	183
Lehigh Acres Health and Rehabilitation		171	12	7%	183

COVID-19: testing by laboratory

Data through Apr 25, 2021 verified as of Apr 26, 2021 at 09:25 AM

Data in this report are provisional and subject to change.

The numbers in the table below represent the number of Florida and non-Florida residents for whom test results were received by the Department of Health. A person can be tested by more than one laboratory and can have both positive and negative results. **Therefore, the sum of the numbers in each column will be larger than the total number of people tested.**

Reporting lab	Inconclusive	Negative	Positive	Percent positive	Total
ROSECASTLE OF ZEPHRHILLS		180	3	2%	183
ADVENT HEALTH CENTRA CARE - WESLEY CHAPEL		13	170	93%	183
Emory L Bennett State Veterans Nursing Home		178	3	2%	181
The Inn at Sarasota Bay Club		179	2	1%	181
RDV SPORTSPLEX PEDIATRICS		152	28	16%	180
STERLING HOUSE OF PUNTA GORDA		179	1	1%	180
BAY EDUCATORS WELLNESS CENTER		123	57	32%	180
BRIGHTON EGGERT PHARMACY INC		173	7	4%	180
AMERICAN FAMILY MEDICAL LLC		136	43	24%	179
WEST COAST FAMILY MEDICAL CARE		144	35	20%	179
EAST NEW YORK DIAGNOSTIC AND TREATMENT		169	9	5%	178
MID FLORIDA PATHOLOGY LLC MOBILE UNIT #4		125	53	30%	178
SEMINOLE TRIBE OF FLORIDA		147	31	17%	178
MOBILE INFIRMARY MED CENTER PATH LAB		163	15	8%	178
NORTH FLORIDA INTERNAL MEDICINE PA		144	34	19%	178
CAYUGA MEDICAL CENTER AT ITHACA		173	5	3%	178
ROSECASTLE OF CITRUS		147	30	17%	177
ADVENT HEALTH CENTRA CARE - CARROLLWOOD		5	172	97%	177
CVS		46	130	74%	176
ASTON GARDENS AT PELICAN MARSH		169	7	4%	176
GENE BY GENE		61	115	65%	176
FLORIDA DEPARTMENT OF HEALTH IN ALACHUA COUNTY -		162	14	8%	176
ORLANDO HEALTH EMERGENCY DEPARTMENT		163	12	7%	175
Madison Health and Rehabilitation Center		139	36	21%	175
LAKEVIEW TERRACE RETIREMENT COMMUNITY		156	19	11%	175
QUEENS HOSPITAL CENTER	1	164	10	6%	175
ANCHOR CARE AND REHABILITATION CENTER		173	1	1%	174
GULFCOAST PEDIATRICS		163	11	6%	174
Signature Healthcare of Palm Beach		172	2	1%	174
FHMG-FLORIDA HOSPITAL MEDICAL GROUP		147	26	15%	173
TRADITION MEDICAL CENTER LABORATORY		55	118	68%	173
CENTRAL FLORIDA HEALTHCARE GROUP LLC		151	22	13%	173
KINDRED HOSPITAL - SOUTH FLORIDA		169	4	2%	173
QUALITY URGENT CARE AND WELLNESS PL	3	124	45	26%	172
FORT WALTON REHABILITATION CENTER		133	39	23%	172
MINUTECLINIC DIAGNOSTIC OF TEXAS, LLC		155	17	10%	172
COASTAL INTERNAL MEDICINE		133	39	23%	172
SUWANNEE VALLEY NURSING CENTER		158	14	8%	172
URGENT CARE OF THE PALM BEACHES, NORTH PALM BEACH			172	100%	172
BROOKDALE FORT MYERS THE COLONY		167	4	2%	171
BAYA URGENT CARE LLC		143	28	16%	171
WOODBIDGE FACILITY INC		165	6	4%	171
HIGHLANDS LAKE CENTER		165	5	3%	170
PEDIATRIC ASSOCIATES AT ARGYLE PA		163	7	4%	170
Life Care Center of Orlando		164	5	3%	169
NO FLORIDA PEDIATRICS, PA - BRADFORD		140	29	17%	169
BAYCARE HEALTH SYSTEMS	1	6	162	96%	169

COVID-19: testing by laboratory

Data through Apr 25, 2021 verified as of Apr 26, 2021 at 09:25 AM

Data in this report are provisional and subject to change.

The numbers in the table below represent the number of Florida and non-Florida residents for whom test results were received by the Department of Health. A person can be tested by more than one laboratory and can have both positive and negative results. **Therefore, the sum of the numbers in each column will be larger than the total number of people tested.**

Reporting lab	Inconclusive	Negative	Positive	Percent positive	Total
WILTON MANORS HEALTH & REHABILITATION CENTER		159	9	5%	168
PANAMA CITY DEVELOPMENTAL CENTER☐		168			168
ADVENT HEALTH CENTRA CARE - TEMPLE TERRACE	1	104	63	38%	168
WESLEY HAVEN VILLA	1	132	35	21%	168
HEARTLAND HEALTHCARE AND REHAB CENTER		146	22	13%	168
TERRACE AT HOBE SOUND, THE	1	154	12	7%	167
OSPREY VILLAGE AT AMELIA ISLAND LTD		157	10	6%	167
WEST		148	19	11%	167
MEADOWCREST FAMILY PHYSICIANS		98	69	41%	167
KINDRED HOSPITAL SOUTH FLORIDA		132	35	21%	167
FINNISH AMERICAN REST HOME-ALF		165	2	1%	167
Peninsula Care and Rehab		154	12	7%	166
HAZELDEN FLORIDA	1	158	7	4%	166
BROOKDALE BONITA SPRINGS		162	3	2%	165
CITRUS HEALTH AND REHAB		132	33	20%	165
MERCY MEDICAL URGENT CARE CENTER INC		110	55	33%	165
THE ARLINGTON OF NAPLES INC.		162	3	2%	165
MINUTECLINIC DIAGNOSTIC		156	9	5%	165
KRYSTAL BAY NURSING AND REHABILITATION		158	6	4%	164
NORTH PORT REHABILITATION AND NURSING CENTER☐		163	1	1%	164
PRECISION GENETICS, INC		157	6	4%	163
PROMPT CARE OF CENTRAL FLORIDA			163	100%	163
TRI COUNTY NURSING HOME		162	1	1%	163
BRADENTON HEALTH CARE		163			163
HEARTLAND SOUTH JACKSONVILLE OF JACKSONVILLE FL ,		163			163
WRIGHTS HEALTH CARE AND REHABILITATION CENTER		133	30	18%	163
ADVENTHEALTH MEDICAL GROUP FAMILY MEDICINE AT		122	40	25%	162
MAINSTREAM DIAGNOSTIC LABORATORY LLC		136	25	16%	161
DESOTO PALMS ALF		155	6	4%	161
JPR URGENT MEDICAL CARE		157	4	2%	161
SOMERBY LAKE NONA		154	7	4%	161
MD NOW MEDICAL CENTERS INC		123	37	23%	160
TUSCAN ISLE CHAMPIONSGATE OP CO LLC		158	2	1%	160
ISLAND HEALTH AND REHABILITATION CENTER		159	1	1%	160
F&T MEDICAL RESEARCH, INC		160			160
GREENBRIAR REHABILITATION AND NURSING CENTER	1	159			160
KEYSTONE REHAB		160			160
ARCADIA HEALTH AND REHABILITATION CENTER		100	60	38%	160
NEMOURS CHILDREN'S URGENT CARE		80	79	50%	159
ANYLABTEST NOW		151	8	5%	159
ARDEN COURTS OF PALM HARBOR		139	20	13%	159
BROOKDALE PENSACOLA		158	1	1%	159
WALTON PLACE		159			159
HOSPICE OF THE TREASURE COAST		153	5	3%	158
ATMORE COMMUNITY HOSPITAL LABORATORY		130	28	18%	158
WUESTHOFF REF LABORATORY			158	100%	158
DOCTORS MEMORIAL FAMILY PRACTICE	2	119	36	23%	157

COVID-19: testing by laboratory

Data through Apr 25, 2021 verified as of Apr 26, 2021 at 09:25 AM

Data in this report are provisional and subject to change.

The numbers in the table below represent the number of Florida and non-Florida residents for whom test results were received by the Department of Health. A person can be tested by more than one laboratory and can have both positive and negative results. **Therefore, the sum of the numbers in each column will be larger than the total number of people tested.**

Reporting lab	Inconclusive	Negative	Positive	Percent positive	Total
ALLCARE MEDICAL CENTERS PC		133	24	15%	157
TIMBERRIDGE NURSING HOME & REHAB		123	34	22%	157
ALL FLORIDA FAMILY AND SPORTS MEDICINE		134	23	15%	157
POINTE, THE		129	28	18%	157
GRAND AVE PHARMACY		112	45	29%	157
GRAVITY DIAGNOSTICS		56	100	64%	156
Englewood Healthcare and Rehab		141	15	10%	156
CENTRAL FLORIDA HEALTH SERVICES		126	30	19%	156
SOUTH GEORGIA MEDICAL CENTER		105	51	33%	156
WALGREENS 6221		138	18	12%	156
WALGREENS #04809	1	137	18	12%	156
FAMILY EXTENDED CARE OF CENTRAL TAMPA		137	18	12%	155
PROVIDENCE HOSPITAL LABORATORY		147	8	5%	155
COCOA BEACH/ADVENT CENTRA		41	114	74%	155
DIAMOND RIDGE		147	8	5%	155
AMERICAN HOUSE COCONUT POINT		133	21	14%	154
FAWCETT MEMORIAL HOSPITAL-LAB		39	115	75%	154
PALMETTTO FACILITY INC	1	153			154
BIGGERS FAMILY MEDICINE PA	1	139	14	9%	154
CARE RESOURCE COMMUNITY HEALTH CENTERS INC		147	7	5%	154
PRUITT HEALTH		152	2	1%	154
CORE BIO LABS		76	78	51%	154
CHERRY OAK PALM BEACH COUNTY		146	8	5%	154
SUNNY HILLS ALF OF SEBRING INC		140	13	8%	153
PHYSICIAN PARTNERS PERRY		89	64	42%	153
BRANDON COMMUNITY HEALTH CENTER		127	25	16%	152
CRANE CENTER		121	31	20%	152
CLEARWATER STATMED QUICK QUALITY CLINICS		43	109	72%	152
MINUTECLINIC DIAGNOSTIC OF SOUTH CARO		127	24	16%	151
NAVARRE GARDENS LLC		126	25	17%	151
FAWCETT MEMORIAL HOSPITAL LABORATORY			151	100%	151
REFUAH HEALTH CENTER LABORATORY		143	8	5%	151
ORANGE COUNTY CORRECTIONS HEALTH SERVICES		121	30	20%	151
ADVENTHEALTH HOSPICE CARE CENTRAL FLORIDA		147	4	3%	151
TGH URGENT CARE – SEMINOLE			151	100%	151
HARBOR BEACH NURSING AND REHABILITATION CENTER		136	14	9%	150
CITRUS MEMORIAL HOSPITAL			150	100%	150
CROSSWINDS HEALTH AND REHABILITATION CENTER	1	147	2	1%	150
LABORATORY OF FLORIDA		97	53	35%	150
PALM BEACH COUNTY HEALTH DEPT LAB	4	139	7	5%	150
GOLD CHOICE SENIOR COMMUNITIES		109	41	27%	150
The Crossroads		149	1	1%	150
MACKOUL PEDIATRICS FORT MYERS		130	19	13%	149
PRECISION HEALTH RESOURCES, LLC	1	133	15	10%	149
AEGIS MEDICAL GROUP		124	24	16%	148
LIFE CARE CENTER OF JACKSONVILLE		127	21	14%	148
MILLENNIUM LAB SERVICES			148	100%	148

COVID-19: testing by laboratory

Data through Apr 25, 2021 verified as of Apr 26, 2021 at 09:25 AM

Data in this report are provisional and subject to change.

The numbers in the table below represent the number of Florida and non-Florida residents for whom test results were received by the Department of Health. A person can be tested by more than one laboratory and can have both positive and negative results. **Therefore, the sum of the numbers in each column will be larger than the total number of people tested.**

Reporting lab	Inconclusive	Negative	Positive	Percent positive	Total
SEAGRASS VILLAGE FLEMING ISLAND		111	37	25%	148
East Bay Rehabilitation Center		113	34	23%	147
DAYSPRING VILLAGE		125	22	15%	147
CLINICA HISPANA		1	146	99%	147
PROVISTA DIAGNOSTICS, INC		144	3	2%	147
ALLIANCE PEDIATRICS		116	31	21%	147
MEMORY CARE OF NAPLES		146	1	1%	147
SONATA COCONUT CREEK	2	122	23	16%	147
WEDGEWOOD HEALTHCARE CENTER		94	52	36%	146
BOSTON RED SOX CLUB LP		144	2	1%	146
Quail Run Health Care Center		146			146
REGENCY OAKS HEALTH CENTER		144	2	1%	146
REGENCY CARE OF BLOUNTSTOWN LLC		135	10	7%	145
BROOKDALE CAPE CORAL		145			145
ADVENTHEALTH CENTRA CARE PONCIANA	1	81	63	43%	145
DAYSPRING SENIOR LIVING LLC		143	2	1%	145
OPPENHEIMER PLASTIC SURGERY LLC		139	5	3%	144
WINDSOR OF LAKEWOOD RANCH,THE		142	2	1%	144
WILLOWBROOKE COURT AT ST ANDREWS ESTATES		139	5	3%	144
NCRNC INC		140	4	3%	144
Gabisa Medical LLC		143	1	1%	144
MINUTECLINIC LLC #4987		126	17	12%	143
SMILEY MEDICAL GROUP		108	35	24%	143
JEFFERY WEINZWEIG		2	141	99%	143
MV MEDICAL PRACTICE DBA PRIMARY URGENT CARE		136	7	5%	143
PALM GARDEN OF PINELLAS		143			143
MAGNOLIA MEDICAL CLINIC		34	109	76%	143
DB MD		126	16	11%	142
OAKS OF KISSIMMEE HEALTH AND REHABILITATION CENTER		139	3	2%	142
OAKHURST CENTER		135	7	5%	142
MD NOW MEDICAL CENTERS, INC.		111	31	22%	142
UNITED CLINICAL LABORATORIES		132	9	6%	141
OCALA CBOC		134	7	5%	141
LEE MEMORIAL HEALTH SYSTEM HEALTH FAIR		136	5	4%	141
GATEWAY CARE CENTER		139	2	1%	141
WILLOW BROOKE COURT AT AZALEA TRACE		138	3	2%	141
RESEARCH CENTERS OF AMERICA, LLC		117	24	17%	141
LabCorp L#09258090 M#09258105		74	67	48%	141
NOVARI CARE LLC		97	44	31%	141
PORT ST LUCIE REHABILITATION AND HEALTHCARE		98	43	30%	141
SUMMIT MEDICAL GROUP		128	12	9%	140
Gulf Coast Healthcare (Longwood Health and Rehab		118	21	15%	139
GARDENS HEALTH NH LLC		136	3	2%	139
GRAND OAKS HEALTH & REHABILITATION		138	1	1%	139
CARENOW URGENT CARE - LAKE MARY			139	100%	139
ARDEN COURTS OF LELY PALMS		137	2	1%	139
JOHN KNOX VILLAGE OF CENTRAL FLORIDA		134	5	4%	139

COVID-19: testing by laboratory

Data through Apr 25, 2021 verified as of Apr 26, 2021 at 09:25 AM

Data in this report are provisional and subject to change.

The numbers in the table below represent the number of Florida and non-Florida residents for whom test results were received by the Department of Health. A person can be tested by more than one laboratory and can have both positive and negative results. **Therefore, the sum of the numbers in each column will be larger than the total number of people tested.**

Reporting lab	Inconclusive	Negative	Positive	Percent positive	Total
CORNERSTONE MEDICAL CARE OF BRANDON PL		115	24	17%	139
AMERICAN PATHOLOGY PARTNERS		136	2	1%	138
KINDRED HOSPITAL NORTH FLORIDA	3	127	8	6%	138
ADVENT HEALTH CENTRA CARE - CITRUS PARK		9	129	93%	138
GRAND VILLA OF ORMOND BEACH		132	6	4%	138
AHEC CLINIC		8	130	94%	138
Lakeside Nursing and Rehabilitation Center	1	112	25	18%	138
MANOR AT BLUEWATER BAY		131	7	5%	138
MANOR CARE OF PALM HARBOR		135	3	2%	138
NORTHEAST FLORIDA STATE HOSP-NURSING		137	1	1%	138
Centre Pointe Health and Rehabilitation Center		127	11	8%	138
ADVENT HEALTH CENTRA CARE - DELAND		28	110	80%	138
A2Z DIAGNOSTICS		136	1	1%	137
SPRING HAVEN RETIREMENT	1	133	3	2%	137
LONGWOOD CARDIOLOGY			137	100%	137
HARBORCHASE OF VERO BEACH	1	117	19	14%	137
HIGHLANDS MEDICAL CENTER		134	3	2%	137
DIAGNOSTIC LABORATORY OF OKLAHOMA		111	26	19%	137
DOCTOR'S IN HOUSE LABORATORY		18	119	87%	137
WELLNOW URGENT CARE PC		135	2	1%	137
MED COMP SCIENCES		3	134	98%	137
ARIZONA DEPARTMENT OF HEALTH SERVICES		5	131	96%	136
ADVENT HEALTH CENTRA CARE - ORANGE CITY	1	53	82	60%	136
CLARE BRIDGE OF CAPE CORAL	1	135			136
LONGWOOD HEALTH AND REHABILITATION CENTER		124	12	9%	136
SONATA DELRAY BEACH		125	11	8%	136
SONATA WEST		133	2	1%	135
IRL MARKET LAB ALACHUA		104	31	23%	135
PEDIATRIC CARE CENTER		135			135
OAKS OF CLEARWATER, THE		132	3	2%	135
STEWART MEDICAL GROUP		34	100	75%	134
GRAND VILLA OF LAKE LAND		128	6	4%	134
SUNY UPSTATE OVERFLOW LABORATORY		134			134
SANDALWOOD NURSING CENTER		127	7	5%	134
SANIBEL INTERNAL MEDICINE, LLC		129	5	4%	134
SOUTH CAMPUS FACILITY INC		122	12	9%	134
ADVANCED MEDICAL CENTER		86	48	36%	134
BIODESIX, INC.		101	32	24%	133
FLORIDA DEPARTMENT OF HEALTH IN WALTON COUNTY		119	14	11%	133
The Crossings		131	2	2%	133
LABCORP RTP		54	79	59%	133
VITAS HEALTHCARE		122	11	8%	133
VITAS HEALTHCARE CORPORATION OF FLORIDA		128	4	3%	132
COASTAL DETOX		129	3	2%	132
TURNING POINT OF TAMPA		125	7	5%	132
SONNIS PEDIATRICS PA		118	14	11%	132
AMERICAN HOUSE-BONITA SPRINGS		131	1	1%	132

COVID-19: testing by laboratory

Data through Apr 25, 2021 verified as of Apr 26, 2021 at 09:25 AM

Data in this report are provisional and subject to change.

The numbers in the table below represent the number of Florida and non-Florida residents for whom test results were received by the Department of Health. A person can be tested by more than one laboratory and can have both positive and negative results. **Therefore, the sum of the numbers in each column will be larger than the total number of people tested.**

Reporting lab	Inconclusive	Negative	Positive	Percent positive	Total
ALTERNATIVE LIVING, INC DBA TWIN CITIES PAVILION		129	3	2%	132
CENTRACARE		18	114	86%	132
THE REHABILITATION CENTER OF LAKE CITY		127	5	4%	132
SEVEN HILLS HEALTH AND REHABILITATION CENTER		115	16	12%	131
LAKELAND REGIONAL HEALTH LAKE MIRIAM	2	87	42	32%	131
FOUNTAINS OF HOPE LLC, THE		130	1	1%	131
INTEGRATED REGIONAL LABORATORIES		119	12	9%	131
THE WELLNESS CENTER AT LAKEWOOD RANCH		43	88	67%	131
MINUTECLINIC DIAGNOSTIC OF NORTH CAROL		105	25	19%	130
CHARLES CROFT MD	1	127	2	2%	130
ST PETERSBURG PEDIATRICS-MLK JUNIOR BLVD		120	10	8%	130
COQUINA CENTER		125	5	4%	130
LANDMARK HOSPITAL SOUTHWEST FLORIDA LLC		125	5	4%	130
MICRO PATH LABORATORIES INC		127	3	2%	130
MOOSEHAVEN LIFE CARE CENTER		130			130
BMHSI-AEL MICROBIOLOGY LABORATORY	2	102	25	19%	129
ARBOR TERRACE SAN JOSE LLC	3	124	2	2%	129
ST JOHNS COUNTY DETENTION CENTER		129			129
QUICK CARE MED PL CR		80	49	38%	129
TRI-COUNTY NURSING HOME		117	12	9%	129
SUNRISE SENIOR LIVING OF JACKSONVILLE		120	9	7%	129
ROHR HOME		125	4	3%	129
IQBAL A FARUQUI MD		93	34	27%	127
DIATHERIX LABORATORIES		73	54	43%	127
MEYER PEDIATRICS		111	16	13%	127
THE CLUB AND REHABILITATION CENTER		126	1	1%	127
L&S SENIOR CARE DBA ARCADIA OAKS	4	122	1	1%	127
GESSLER CLINIC PA		98	29	23%	127
HILLSBOROUGH COUNTY DEVELOPMENTAL CTR	1	117	9	7%	127
BAY REGIONAL URGENT CARE	1	86	40	31%	127
SURFSIDE URGENT CARE		104	23	18%	127
SHOAL CREEK REHABILITATION CENTER		85	42	33%	127
PANAMA PHARMACY	3	106	18	14%	127
KINDRED HOSPITAL-BAY AREA-ST PETERSBURG LAB	1	120	6	5%	127
SOLARIS SENIOR LIVING OF MERRITT ISLAND		121	5	4%	126
MORTON PLANT HOSPITAL NURSING		2	124	98%	126
SEMINOLE SPORTS AND FAMILY MEDICINE		110	16	13%	126
BROOKDALE PALM COAST		125			125
FLORIDA DEPARTMENT OF HEALTH IN LAKE COUNTY	1	79	45	36%	125
HEARTLAND PHARMACY LAKE PLACID, INC		94	31	25%	125
ISLAND URGENT CARE PLLC DBA AFC URGENT CARE		123	1	1%	124
Mt Sinai Aventura			124	100%	124
NORTH FL SOUTH GA HCS-MALCOM RANDALL VAMC			124	100%	124
PALMS EDGE	1	115	8	6%	124
ARBOR GLEN AT ARBOR TRACE	2	113	9	7%	124
WINDERMERE MEDICAL CENTER		119	5	4%	124
OHI WEST INC		111	13	10%	124

COVID-19: testing by laboratory

Data through Apr 25, 2021 verified as of Apr 26, 2021 at 09:25 AM

Data in this report are provisional and subject to change.

The numbers in the table below represent the number of Florida and non-Florida residents for whom test results were received by the Department of Health. A person can be tested by more than one laboratory and can have both positive and negative results. **Therefore, the sum of the numbers in each column will be larger than the total number of people tested.**

Reporting lab	Inconclusive	Negative	Positive	Percent positive	Total
KEYSTYLE LIVING LLC	1	122	1	1%	124
ADVENT HEALTH CENTRA CARE - BRANDON		31	93	75%	124
ARDEN COURTS OF WEST PALM BEACH		122	1	1%	123
SUMMIT MEDICAL GROUP PA		112	11	9%	123
FLORIDA ATLANTIC UNIVERSITY		116	7	6%	123
CITRUS MEMORIAL HEALTH SYSTEM LAB		2	121	98%	123
GENEDX		48	75	61%	123
PSL NAPLES BH OPERATIONS, LLC		123			123
MONTEFIORE MEDICAL CENTER LABORATORIES - MOSES		113	10	8%	123
VILLAGE ON THE ISLE		117	6	5%	123
PEDIATRIC SERVICES AND BREATHING CENTER PA		94	29	24%	123
TIFFANY HALL NURSING AND REHAB CENTER		114	9	7%	123
PHYSICIANS REGIONAL CLINIC		92	30	25%	122
TGH URGENT CARE - TYRONE		3	119	98%	122
WESTCHESTER MEDICAL CENTER	1	116	5	4%	122
PARKVIEW HEALTH		121	1	1%	122
PANCARE HEALTH GULF COUNTY		94	28	23%	122
MINUTECLINIC DIAGNOSTIC OF RHODE ISLAND, LLC #729		118	4	3%	122
THREE OAKS PHARMACY INC		109	13	11%	122
PRIME HEALTH OF NORTH PORT LLC		102	20	16%	122
ADVENTHEALTH MEDICAL GROUP PRIMARY CARE		112	9	7%	121
THE COURTYARD ASSISTED LIVING		117	4	3%	121
BROOKDALE JENSEN BEACH		118	3	2%	121
Crystal Health & Rehab Center		115	6	5%	121
URGENT CARE TCMA			121	100%	121
SIGNATURE HEALTHCARE OF PORT CHARLOTTE		114	7	6%	121
FHMG LAKE MARY PEDS		105	16	13%	121
Sandy Ridge Center for Rehabilitation and Healing		100	21	17%	121
HOSPICE OF MARTIN & ST LUCIE, INC		118	3	2%	121
EC OPCO CARROLLWOOD LLC		114	7	6%	121
PINELLAS COUNTY JAIL			121	100%	121
LAKE BALDWIN		114	6	5%	120
ARBOR TERRACE ORTEGA LLC	2	116	2	2%	120
MINUTECLINIC DIAGNOSTIC OF NORTH CARO		105	15	13%	120
HOBDAIR FAMILY HEALTH LLC		83	37	31%	120
LATE HOURS URGENT CARE		63	57	48%	120
FLAGLER COLLEGE HEALTH SERVICES		86	34	28%	120
MATHISON RETIREMENT COMMUNITY		114	5	4%	119
COASTAL HEALTH AND REHAB		110	9	8%	119
MED ONE AT SAINT AUGUSTINE		87	32	27%	119
GRAND VILLA OF DELAND		111	8	7%	119
RDX BIOSCIENCE		60	59	50%	119
PICH KTM CORP DBA MEDTOWN PHARMACY		102	17	14%	119
MY CLINICAL LAB INC		17	102	86%	119
Hialeah Nursing And Rehabilitation Center		113	6	5%	119
ORANGE PARK PEDIATRICS		108	11	9%	119
SH HERON EAST LLC		103	15	13%	118

COVID-19: testing by laboratory

Data through Apr 25, 2021 verified as of Apr 26, 2021 at 09:25 AM

Data in this report are provisional and subject to change.

The numbers in the table below represent the number of Florida and non-Florida residents for whom test results were received by the Department of Health. A person can be tested by more than one laboratory and can have both positive and negative results. **Therefore, the sum of the numbers in each column will be larger than the total number of people tested.**

Reporting lab	Inconclusive	Negative	Positive	Percent positive	Total
VILLAS OF HOLLY BROOK - BRADENTON 14TH		116	2	2%	118
BROWARD HEALTH CORAL SPRINGS EPIDEMIOLOGY DEPT		1	117	99%	118
ISLAND DOCTORS		23	95	81%	118
BLOCK NATION CHASE		96	22	19%	118
FHMG- FLORIDA HOSPITAL MEDICAL GROUP		104	14	12%	118
HOSPICE OF THE EMERALD COAST INC - PANAMA CITY	2	108	7	6%	117
AVOW HOSPICE INC		117			117
Alhambra Health and Rehabilitation		117			117
BROOKDALE COLONIAL PARK	2	114	1	1%	117
UNIVERSITY HEALTH SYSTEM INC		106	11	9%	117
NEIGHBORHOOD MEDICAL CENTER		112	5	4%	117
Golfview Healthcare Center		111	6	5%	117
LEE COUNTY SCHOOL DISTRICT	1	108	7	6%	116
BELVEDERE COMMONS OF FORT WALTON BEACH		106	10	9%	116
ADVANCED EMURGENT CARE		28	88	76%	116
DELAND WELLNESS CENTER			116	100%	116
MD 365 MEDICAL CARE		115	1	1%	116
Fouraker Hills Rehab and Nursing		106	9	8%	115
SACRED HEART MEDICAL GROUP URGENT CARE		93	22	19%	115
SUNFLOWER SPRINGS ASSISTED LIVING		105	10	9%	115
CABANA AT JENSEN DUNES, THE		111	4	3%	115
WESTWOOD NURSING & REHAB		81	34	30%	115
TREASURE COAST MEDICAL ASSOCIATES		4	111	97%	115
BAY PINES MEDICAL ASSOCIATES		1	114	99%	115
J FRANK AVEY MD		89	26	23%	115
TREASURE COAST FORENSIC TREATMENT CTR		94	21	18%	115
ARDEN COURTS OF SARASOTA		97	17	15%	114
GIBBENS FAMILY MEDICAL, LLC		95	19	17%	114
Courtyards of Orlando Care Center		102	12	11%	114
PATRICK AIR FORCE BASE		7	107	94%	114
ELAN BUENA VISTA		97	17	15%	114
TUSCAN ISLE OPERATING COMPANY LLC DBA		110	4	4%	114
UNIVERSITY MEDICAL CENTER SUITES		100	14	12%	114
QUALITY URGENT CARE AND WELLNESS		72	42	37%	114
PUTNAM COUNTY SHERIFFS OFFICE		104	10	9%	114
SOUTH BALDWIN MEDICAL CENTER GULF SHORES		91	23	20%	114
AESTHETIC SURGERY CENTER OF WINTER PARK, THE	3	105	5	4%	113
VIERA HOSPITAL			113	100%	113
VITAS HEALTHCARE CORP OF FLORIDA		112	1	1%	113
CARE CENTERS OF NASSAU, LLC - HENDRICKS RD		112	1	1%	113
CLEVELAND CLINIC FOUNDATION		12	100	89%	112
ALLIED HEALTH FORT PIERCE		112			112
VRL EUROFINs - HAWAII		112			112
TREASURE COAST PRIMARY CARE		91	21	19%	112
MG PORT CHARLOTTE II SUBTENANT LLC		99	12	11%	111
OMNI HEALTHCARE, INC		106	5	5%	111
UNIVERSTIY CENTER MEDICAL LLC DBA	1	105	5	5%	111

COVID-19: testing by laboratory

Data through Apr 25, 2021 verified as of Apr 26, 2021 at 09:25 AM

Data in this report are provisional and subject to change.

The numbers in the table below represent the number of Florida and non-Florida residents for whom test results were received by the Department of Health. A person can be tested by more than one laboratory and can have both positive and negative results. **Therefore, the sum of the numbers in each column will be larger than the total number of people tested.**

Reporting lab	Inconclusive	Negative	Positive	Percent positive	Total
NAPHCARE, INC.		101	10	9%	111
G & R HEALTH MART PHARMACY		91	20	18%	111
CSL PLASMA INC		8	103	93%	111
ALL MY KIDS PEDIATRICS INC		78	33	30%	111
MINUTECLINIC DIAGNOSTIC OF OHIO LLC		88	22	20%	110
LENOX HILL HOSPITAL		101	9	8%	110
LAKE HOUSE ASSISTED LIVING		93	17	15%	110
AU HEALTH		93	16	15%	109
CONSULATE HEALTH CARE OF SARASOTA	1	108			109
Riviera Health Resort		108	1	1%	109
NORTH SHORE MEDICAL LABS	1	101	7	6%	109
CAREMOUNT MEDICAL - PATHOLOGY		105	4	4%	109
EMERALD COAST BEHAVIORAL HOSPITAL		102	6	6%	108
HARBORCHASE OF NAPLES		93	15	14%	108
North Lake Care Center		107	1	1%	108
ASHRAF MEDICAL GROUP PLLC DBA PULSE MD		105	3	3%	108
EVANS HEALTH CARE		106	2	2%	108
CAN COMMUNITY HEALTH		106	2	2%	108
BAY VIEW HEALTHCARE		85	22	21%	107
NAVY HOSPITAL			107	100%	107
TROPICANA MANUFACTURING COMPANY INC		101	6	6%	107
MENORAH HOUSE		106	1	1%	107
MINUTECLINIC DIAGNOSTIC OF SOUTH CAROLINA, LLC		87	20	19%	107
Ocala Oaks Rehabilitation Center		101	6	6%	107
HEART OF FLORIDA REGIONAL MED CTR		35	71	67%	106
WHITE PLAINS HOSPITAL CENTER LAB		102	4	4%	106
325TH MEDICAL GROUP		87	19	18%	106
NORTH FLORIDA EVALUATION AND TREATMENT CENTER	2	99	5	5%	106
BROOKDALE CANOPY OAKS		74	32	30%	106
ELMCROFT OF BELLA VITA		98	8	8%	106
ST PETERSBURG PEDIATRICS-SEMINOLE		92	13	12%	105
BLISS HEALTHCARE SERVICES	1	79	25	24%	105
MAJESTIC OAKS		102	3	3%	105
BAPTIST MEDICAL CENTER SOUTH		83	22	21%	105
TOTAL CARE PLUS LLC			105	100%	105
MEDICAL CONSULTANTS OF FLORIDA DBA	1	90	14	13%	105
EXPRESS DOCS LLC		11	94	90%	105
ADVENT HEALTH - FOUR CORNERS ER		72	33	31%	105
LECONTE MEDICAL CENTER LAB		85	19	18%	104
PREDICTIVE LABORATORIES, INC	1	90	13	13%	104
TALLAHASSEE VA OPC		99	5	5%	104
GRANDE, THE	2	98	4	4%	104
VISTA MANOR		92	12	12%	104
EAST RIDGE RETIREMENT VILLAGE INC		104			104
PEDIATRIC CARE CENTER- JACKSONVILLE BEACH		75	29	28%	104
SOUTH LAKE PEDIATRICS		90	14	13%	104
ST MARK ASSISTED LIVING CENTER	1	90	12	12%	103

COVID-19: testing by laboratory

Data through Apr 25, 2021 verified as of Apr 26, 2021 at 09:25 AM

Data in this report are provisional and subject to change.

The numbers in the table below represent the number of Florida and non-Florida residents for whom test results were received by the Department of Health. A person can be tested by more than one laboratory and can have both positive and negative results. **Therefore, the sum of the numbers in each column will be larger than the total number of people tested.**

Reporting lab	Inconclusive	Negative	Positive	Percent positive	Total
LIFESTREAM BEHAVIORIAL CENTER		82	21	20%	103
MIAMI BEACH COMMUNITY HEALTH CENTER		2	101	98%	103
PALM BAY HOSPITAL			102	100%	102
KALEIDA HEALTH CENTER FOR LABORATORY		96	6	6%	102
PORT CHARLOTTE REHABILITATION CENTER		88	14	14%	102
PruittHealth Fleming Island		87	15	15%	102
HENNEPIN HEALTHCARE LABORATORY		102			102
SUNSHINE GARDENS		101	1	1%	102
TREASURE COAST PEDIATRICS PA		96	6	6%	102
BROOKDALE VERO BEACH SOUTH AL		101			101
CCS - BROWARD COUNTY JAIL		94	7	7%	101
ORLANDO LUTHERAN TOWERS ASSISTED LIVING		101			101
AFTER HOURS PEDIATRICS			101	100%	101
NORTH CENTRAL BRONX HOSPITAL		96	5	5%	101
MACADAMS HOME HEALTH AGENCY		100	1	1%	101
Consulate Health Care of Port Charlotte		98	2	2%	100
GLOBAL CENTRAL LABS AT PPD	2	88	10	10%	100
HAWTHORN HOUSE☐		86	14	14%	100
DOUGLAS T JACOBSON STATE VETERANS HOME		100			100
EMERALD COAST CENTER		96	4	4%	100
RARITAN BAY PERTH AMBOY		91	9	9%	100
Cross Landings Health and Rehabilitation		97	2	2%	99
Consulate Health Care of Jacksonville		85	14	14%	99
DEVANSH LAB WERKS INC		79	20	20%	99
CENTRAL FLORIDA HEALTH CARE		47	52	53%	99
PENNSYLVANIA DEPT OF HEALTH		21	77	79%	98
URINEGOODHANDS LLC		96	2	2%	98
KINGS BAY PEDIATRICS LLC		92	6	6%	98
SEMINOLE COUNTY HEALTH DEPARTMENT		79	19	19%	98
KORGENE LAB	1	28	69	70%	98
LANDMARK, THE		48	50	51%	98
VALLEY MEDICAL CENTER		91	7	7%	98
PUBLIC SQUARE PHARMACY LLC		78	20	20%	98
PLAZA OF HALLANDALE BEACH		98			98
FLORIDA COMMUNITY HEALTH CENTERS INC			98	100%	98
RIDGEWOOD DIAGNOSTIC LABORATORY		92	5	5%	97
MINNESOTA TWINS		92	5	5%	97
HUNTSVILLE HOSPITAL LABORATORY		71	26	27%	97
HURLBURT FIELD CLINIC		39	58	60%	97
LAFAYETTE NURSING AND REHABILITATION CENTER		95	2	2%	97
SUPERIOR RESIDENCES OF LECANTO		82	15	15%	97
ARBOR TRAIL		77	20	21%	97
HEALTH CENTERS AT BRENTWOOD		96	1	1%	97
PRIMECARE AT TWIN LAKES		2	94	98%	96
VILLAGES VA CBOC	2	88	6	6%	96
BAYSHORE MEMORY CARE☐		96			96
WINDSOR OAKS		95	1	1%	96

COVID-19: testing by laboratory

Data through Apr 25, 2021 verified as of Apr 26, 2021 at 09:25 AM

Data in this report are provisional and subject to change.

The numbers in the table below represent the number of Florida and non-Florida residents for whom test results were received by the Department of Health. A person can be tested by more than one laboratory and can have both positive and negative results. **Therefore, the sum of the numbers in each column will be larger than the total number of people tested.**

Reporting lab	Inconclusive	Negative	Positive	Percent positive	Total
PEDIATRIC ASSOCIATES ORLANDO		82	14	15%	96
MARKET STREET VIERA		95	1	1%	96
QPS, LLC		93	3	3%	96
GRACE MEDICAL HOME		79	17	18%	96
LABFIRST - DEPARTMENT OF PATHOLOGY		92	4	4%	96
COLONY CARE CENTER		79	16	17%	95
CROSS CITY REHABILITATION AND HEALTH CARE CENTER		72	23	24%	95
THE TERRACE OF KISSIMMEE		80	15	16%	95
ADVENT HEALTH CENTRA CARE - EAST ORLANDO		65	30	32%	95
ERIE COUNTY MEDICAL CTR CLINICAL LABS		90	4	4%	94
Conway Lakes Health and Rehabilitation Center		93	1	1%	94
STONY BROOK UNIVERSITY MEDICAL CENTER		80	14	15%	94
JOHN KNOX VILLAGE OF FLORIDA ALF	1	89	4	4%	94
EAST ALABAMA MEDICAL CENTER LABORATORY		82	12	13%	94
A COUNTRY PLACE ASSISTED LIVING FACILITY		92	2	2%	94
ADVENT HEALTH CENTRA CARE - WATERMAN		79	15	16%	94
DIAGNOSTIC SOLUTIONS		3	91	97%	94
BRIDGEVIEW CENTER LLC		81	13	14%	94
SIGNATURE HEALTHCARE OF MIDDLEBURG		91	2	2%	93
WE SCREEN LLC		89	4	4%	93
KINDRED AT HOME		84	9	10%	93
NEW SMYRNA BEACH URGENT CARE			93	100%	93
GOLFCREST HEALTHCARE CENTER		93			93
PRESERVE AT PALM AIRE	3	90			93
BARRY UNIVERSITY STUDENT HEALTH SERVICES		52	40	43%	92
CATHOLIC HEALTH SERVICES REGIONAL LAB		84	8	9%	92
CATHOLIC HEALTH SYSTEM DEPT LABORATORY		88	4	4%	92
DAVITA LABORATORY		69	23	25%	92
Baldwin Pediatrix		81	11	12%	92
DOCTORS CENTER PA,THE		77	15	16%	92
GRAND OAKS OF JENSEN BEACH LLC		90	2	2%	92
CALADIUM PEDIATRICS		79	13	14%	92
MAGNOLIA DIAGNOSTIC		2	89	98%	91
LAKE GIBSON VILLAGE, LLC		88	3	3%	91
LPG PRIMARY CARE AT SURFSIDE		79	12	13%	91
DEBARY HEALTH AND REHABILITATION CENTER		88	3	3%	91
ROSECASTLE AT DELANEY CREEK		90	1	1%	91
HERON CLUB AT PRESTANCIA		89	2	2%	91
CENTURY CENTER FOR REHABILITATION & HEALING		73	18	20%	91
BAHIA OAKS LODGE		85	6	7%	91
AVERO DIAGNOSTICS		67	24	26%	91
SONORAN DESERT PATHOLOGY ASSOCIATES		3	88	97%	91
SUN CLINICAL LABORATORIES		90	1	1%	91
COOPER FAMILY MEDICAL PLLC		71	20	22%	91
PROMEDICA SENIOR LIVING		86	4	4%	90
MANATEE COUNTY JAIL		89	1	1%	90
CRESTVIEW URGENT CARE		16	74	82%	90

COVID-19: testing by laboratory

Data through Apr 25, 2021 verified as of Apr 26, 2021 at 09:25 AM

Data in this report are provisional and subject to change.

The numbers in the table below represent the number of Florida and non-Florida residents for whom test results were received by the Department of Health. A person can be tested by more than one laboratory and can have both positive and negative results. **Therefore, the sum of the numbers in each column will be larger than the total number of people tested.**

Reporting lab	Inconclusive	Negative	Positive	Percent positive	Total
Winter Garden Rehab and Nursing Facility		79	11	12%	90
CHILDRENS CLINIC		39	51	57%	90
MD 365 MEDICAL CARE PLLC		90			90
PARK OF THE PALMS INC		89	1	1%	90
KEYS MEDICAL GROUP			90	100%	90
PANIRA HEALTHCARE CLINIC		2	88	98%	90
Lanier Rehab		64	26	29%	90
GUIDEWELL EMERGENCY MEDICINE DOCTORS LLC		54	35	39%	89
NORTH FLORIDA SPINE AND WELLNESS		69	20	22%	89
MIAMI SHORES NURSING & REHAB		89			89
ATRIUM AT LIBERTY PARK		85	4	4%	89
PERSONAL PEDIATRICS		78	11	12%	89
ARLINGTON OF NAPLES INC, THE		89			89
STUART LODGE LIVING LLC		66	23	26%	89
MEDRITE URGENT CARE		75	14	16%	89
Winter Park Care and Rehab		88	1	1%	89
FREEDOM INN AT TARPON SPRINGS		82	7	8%	89
EVENTEST, LLC		87	2	2%	89
JENNIFER J CHIAVETTA-GRLSANTI DC		71	17	19%	88
ACE BIOMEDICAL LABS LLC		74	14	16%	88
ENCOMPASS HEALTH REHABILITATION HOSPITAL OF LARGO		85	3	3%	88
BISHOP GRADY VILLAS		86	2	2%	88
FLORIDA PEDIATRIC GROUP		31	57	65%	88
JERICO URGENT CARE		84	4	5%	88
BAYLOR GENETICS		75	13	15%	88
GOVERNOR'S CREEK HEALTH & REHABILITATION		87	1	1%	88
ST VINCENT'S BIRMINGHAM		81	7	8%	88
BRANDON HEALTH AND REHABILITATION CENTER	1	85	1	1%	87
VANDERBILT UNIVERSITY MEDICAL CENTER		78	9	10%	87
EISENHOWER ARMY MEDICAL CENTER		80	7	8%	87
UNIVERSITY OF NEW MEXICO HOSPITAL		87			87
PACIFIC ANALYTICS			87	100%	87
Summit Medical Group, Pa DbA Citymd		80	7	8%	87
ENCOMPASS HEALTH REHABILITATION HOSPITAL		87			87
CLYDE E LASSEN STATE VETERANS NURSING HOME		62	25	29%	87
BRILLIANCE ASSISTED LIVING		69	17	20%	86
PENSACOLA DEVELOPMENTAL CENTER		67	19	22%	86
WALGREENS #12673		82	4	5%	86
SUNCOAST TECHNICAL COLLEGE SCHOOL OF HEALTH		86			86
BEACHES PEDIATRICS PA		81	5	6%	86
INFINITY BIOLOGIX LLC OAKDALE		81	5	6%	86
CHAMBREL AT ISLAND LAKE		82	4	5%	86
CAREATC		3	83	97%	86
MISIR DRUGS LLC		70	16	19%	86
DISCOVERY VILLAGE AT THE FORUM		86			86
SHERMAN-ABRAMS LABORATORY INC		78	7	8%	85
SMS DO PA		72	13	15%	85

COVID-19: testing by laboratory

Data through Apr 25, 2021 verified as of Apr 26, 2021 at 09:25 AM

Data in this report are provisional and subject to change.

The numbers in the table below represent the number of Florida and non-Florida residents for whom test results were received by the Department of Health. A person can be tested by more than one laboratory and can have both positive and negative results. **Therefore, the sum of the numbers in each column will be larger than the total number of people tested.**

Reporting lab	Inconclusive	Negative	Positive	Percent positive	Total
INSTITUTE OF PATHOLOGY KINGS COUNTY		82	3	4%	85
W. FRANK WELLS NURSING HOME		84	1	1%	85
PRMG - EAST NAPLES	1	73	11	13%	85
LEVY COUNTY DEPARTMENT OF HEALTH		61	24	28%	85
HUNTINGTON HOSPITAL LABORATORY		82	3	4%	85
MEDEXPRESS - BLOOMIN BRANDS		65	20	24%	85
ARBOR OAKS AT TYRONE	9	74	2	2%	85
SUWANNEE COUNTY SHERIFF OFFICE		82	3	4%	85
PM PEDIATRICS		72	13	15%	85
PEDIATRIC SERVICES OF AMERICA INC		79	5	6%	84
CONCENTRA - FT LAUDERDALE - COMMERCIAL BLVD		83	1	1%	84
LONG TERM CARE OF JAY, LLC		63	21	25%	84
PINES OF SARASOTA GARDEN		84			84
NITE LITE PEDIATRICS - JACKSONVILLE		76	8	10%	84
MIRIMUS CLINICAL LABS	2	36	46	55%	84
JESSIE TRICE COMMUNITY HEALTH SYSTEM, INC		68	16	19%	84
CVS MINUTE CLINIC		3	80	96%	83
LABCORP EMPLOYER SERVICES		82	1	1%	83
CANOPY ON BERRYHILL, THE		51	32	39%	83
MEADOWCREST FAMILY PHYSICIANS PA	1	58	24	29%	83
DELCARE PA		66	17	20%	83
LAKE HOWELL FAMILY MEDICINE ASSOCIATES		69	14	17%	83
PLYMOUTH HOME FOR ADULTS, INC.	8	74	1	1%	83
MID FLORIDA PRIMARY CARE PA		69	14	17%	83
ROYAL CARE OF AVON PARK		80	3	4%	83
WALGREENS 2941		79	4	5%	83
THE PAVILION FOR HEALTH CARE		72	10	12%	82
LAB		29	53	65%	82
CAMPBELL URGENT CARE		15	67	82%	82
Lexington Health and Rehabilitation Center		82			82
AR ANESTHESIA LLC		80	2	2%	82
COASTAL LABORATORIES OF FLORIDA		71	11	13%	82
WALGREENS CO		72	10	12%	82
CVS NY4098030POCT NEW YORK		81	1	1%	82
ALTAMONTE PEDIATRIC ASSOCIATES		31	51	62%	82
BROWARD HEALTH MEDICAL CENTER CLINICAL LAB			82	100%	82
Gulfport Rehabilitation Center		79	3	4%	82
ECOLAB GROUP		45	36	44%	81
HOLMES COUNTY HEALTH DEPARTMENT	1	67	13	16%	81
MEDICAL PAVILION CLINIC		63	18	22%	81
LAB PLUS, LLC AT SAINT THOMAS WEST HOSPITAL		67	14	17%	81
BIO-TECH CLINICAL LABORATORIES		41	40	49%	81
BALMORAL TENANT SERVICES INC	1	43	36	45%	80
EMERGENCY PHYSICIANS MEDICAL CENTER LLC		57	23	29%	80
CBS LABS OF TAMPA LLC		3	76	96%	79
NORTH SHORE UNIVERSITY HOSPITAL LABORATORY		72	7	9%	79
VETERANS AFFAIRS MEDICAL CENTER - PALO ALTO		28	51	65%	79

COVID-19: testing by laboratory

Data through Apr 25, 2021 verified as of Apr 26, 2021 at 09:25 AM

Data in this report are provisional and subject to change.

The numbers in the table below represent the number of Florida and non-Florida residents for whom test results were received by the Department of Health. A person can be tested by more than one laboratory and can have both positive and negative results. **Therefore, the sum of the numbers in each column will be larger than the total number of people tested.**

Reporting lab	Inconclusive	Negative	Positive	Percent positive	Total
LABCORP		20	59	75%	79
EDGEWATER AT WATERMAN VILLAGE		78	1	1%	79
1ST PRIORITY LAB SERVICES		65	14	18%	79
CENTRAL BALDWIN IMMEDIATE CARE & FAMILY PRACTICE		61	18	23%	79
SIMED LABORATORY		63	16	20%	79
AESTHETIC ENHANCEMENTS		78			78
BAYCARE MEDICAL GROUP		71	7	9%	78
ST VINCENTS PRIMARY CARE		70	8	10%	78
LAKE MORTON PLAZA☐		75	3	4%	78
PANCARE HEALTH - FREEPORT CLINIC SUITE B		69	9	12%	78
NEW MEXICO STATE PUBLIC HEALTH DIVISION		78			78
DOH-WEST PALM BEACH BRANCH LABORATORY		3	74	96%	77
HEALTH FIRST - PALM BAY HOSPITAL		2	75	97%	77
WALGREENS 9627		71	6	8%	77
ORANGE CITY NURSING AND REHAB		75	2	3%	77
SANTA BARBARA CARE CENTER		55	22	29%	77
THE GOOD SHEPARDS OF DELAND-WEST		76	1	1%	77
ENCOMPASS HEALTH REHABILITATION HOSPITAL OF SARASOTA		77			77
PALM RIVER COMMUNITY HEALTH CENTER		68	9	12%	77
BOND CLINIC PA		45	32	42%	77
WEST VOLUSIA FAMILY AND SPORTS MEDICINE		75	2	3%	77
GRAND ST PAUL CVS		76	1	1%	77
STONY BROOK SOUTHAMPTON		74	2	3%	76
S-H THIRTY-FIVE OPCO- PORT ST LUCIE, LLC	1	75			76
CENTRAL FLORIDA PEDIATRICS		38	38	50%	76
WINDSOR REFLECTIONS		75	1	1%	76
CLINICAL PATHOLOGY ASSOCIATES-SONIC REFERENCE LAB		76			76
JACOBI MEDICAL CENTER		71	5	7%	76
BENTLEY VILLAGE II		67	9	12%	76
ASSOCIATED CLINICAL LABORATORIES		68	8	11%	76
PROMEDICA LABORATORIES		21	55	72%	76
MOBILE PHYSICIAN SERVICES INC		68	8	11%	76
DYNAMIC MEDICAL USA			76	100%	76
THE TRADITION OF THE PALM BEACHES		74	2	3%	76
BREVARD HEALTH ALLIANCE INC		72	3	4%	75
ADVENTHEALTH EXPRESSCARE		45	30	40%	75
TAMPA BAY CONCIERGE DOCTOR, LLC		72	3	4%	75
MICHAEL AKPEKE MD		66	9	12%	75
BROWARD HEALTH MEDICAL CENTER		3	72	96%	75
WATERCREST ST LUCIE WEST	1	69	5	7%	75
ELLKAY HEALTHCARE DATA PLUMBERS	52	19	4	5%	75
NOMI HEALTH LAB SERVICES LLC		7	68	91%	75
NAPHCARE INC		70	5	7%	75
LAKE CITY VA MEDICAL CENTER			74	100%	74
NORTH FLORIDA PEDIATRICS		57	17	23%	74
BENTLEY CARE CENTER		74			74
EC OPCO PENSACOLA, LLC		73	1	1%	74

COVID-19: testing by laboratory

Data through Apr 25, 2021 verified as of Apr 26, 2021 at 09:25 AM

Data in this report are provisional and subject to change.

The numbers in the table below represent the number of Florida and non-Florida residents for whom test results were received by the Department of Health. A person can be tested by more than one laboratory and can have both positive and negative results. **Therefore, the sum of the numbers in each column will be larger than the total number of people tested.**

Reporting lab	Inconclusive	Negative	Positive	Percent positive	Total
NOAH CLINICAL LABORATORY		63	11	15%	74
BROOKDALE OVIEDO		72	2	3%	74
SCOTT LAKE HEALTH AND REHABILITATION CENTER		71	3	4%	74
PANCARE HEALTH - MALONE CLINIC		67	7	9%	74
OAK MANOR NURSING HOME		70	4	5%	74
BioReference Laboratories, Inc		8	65	89%	73
EVIVIA		70	3	4%	73
SUNCOAST OPTIMAL WELLNESS		23	50	68%	73
MD LABS		46	27	37%	73
SIMEDHEALTH LLC		62	11	15%	73
DISCOVERY VILLAGE AT PALM BEACH GARDENS		71	2	3%	73
SOS MOBILE MEDICAL CARE LLC		61	12	16%	73
HARMONY CLINIC		1	72	99%	73
BOND CLINIC DR ELDEEB		36	37	51%	73
BARNETT PARK☐		2	71	97%	73
CONSULATE HEALTH CARE – LAKE MARY		72	1	1%	73
TITUSVILLE FAMILY PRACTICE		17	56	77%	73
ARTHREX MEDICAL CENTER		43	30	41%	73
PACIFICA SUNRISE☐		65	8	11%	73
GOOD HEARTS COVID TESTING		30	43	59%	73
FLORIDA MEDICAL CLINIC PA		50	23	32%	73
MAIN STREET MEDICAL CENTER OF CRESTVIEW PA		51	22	30%	73
MICHAEL A VENAZIO MD		68	4	6%	72
HAVEN OF OUR LADY OF PEACE		72			72
MULBERRY CARE CENTER		62	10	14%	72
CRAIG BERGER MD PL D/B/A BAY AREA EYE INSTITUTE		72			72
THOMAS INTERNAL MEDICINE		60	12	17%	72
GV NAPLES OPCO, LLC		71	1	1%	72
Lakeside Oaks Care Center		67	4	6%	71
LUTHERAN HAVEN ASSISTED LIVING		71			71
MED EXPRESS		6	65	92%	71
ADVANCED LAB		67	4	6%	71
INDIGO MANOR☐		22	49	69%	71
CL BRUMBACK PRIMARY CARE CLINICS		17	54	76%	71
REHAB AND HEALTHCARE CENTER OF CAPE CORAL		71			71
AMMON LABS		61	10	14%	71
ADVENT HEALTH - LAKE MARY		61	10	14%	71
INN AT ASTON GARDENS AT PELICAN POINTE,THE		67	4	6%	71
PRODUCTION HEALTH SAFETY MANAGEMENT		69	2	3%	71
Salerno Bay Health & Rehabilitation Center		61	10	14%	71
STERLING HOUSE OF TALLAHASSEE	3	62	6	8%	71
ISLAND COAST PEDIATRICS		62	8	11%	70
Highlands Regional Hospital		63	7	10%	70
SUMMIT AT VENICE	2	63	5	7%	70
WORLD OF PEDIATRICS LLC		62	8	11%	70
SUNCOAST COMMUNITY HEALTH CENTERS PEDIATRICS		21	49	70%	70
CP/AIG PENSACOLA DEVELOPMENT LLC		67	3	4%	70

COVID-19: testing by laboratory

Data through Apr 25, 2021 verified as of Apr 26, 2021 at 09:25 AM

Data in this report are provisional and subject to change.

The numbers in the table below represent the number of Florida and non-Florida residents for whom test results were received by the Department of Health. A person can be tested by more than one laboratory and can have both positive and negative results. **Therefore, the sum of the numbers in each column will be larger than the total number of people tested.**

Reporting lab	Inconclusive	Negative	Positive	Percent positive	Total
USF HEALTH MORSANI CENTER		5	65	93%	70
ROCKLEDGE REGIONAL MEDICAL CENTER		30	40	57%	70
TOWERS HOME CARE☐		66	4	6%	70
DEVELOPMENTAL DISABILITIES DEFENDANT PROGRAM		68	2	3%	70
FAST PACE MEDICAL CLINIC, PLLC		58	11	16%	69
SAN JOSE SENIOR CARE LLC	1	43	25	36%	69
HERITAGE HEALTHCARE AND REHABILITATION CENTER		69			69
LINCOLN MEDICAL AND MENTAL HEALTH CENTER		66	3	4%	69
PARKSIDE INN	3	64	2	3%	69
GEORGE E WEEMS MEMORIAL HOSPITAL LAB		59	10	14%	69
MEMORIAL MANOR		69			69
MINUTECLINIC DIAGNOSTIC OF NEW JERSEY		61	8	12%	69
PLANTATION GENERAL HOSPITAL CLINICAL LAB		26	43	62%	69
ST JOSEPHS HOSPITAL SOUTH HOSPITAL			68	100%	68
GENPATH			68	100%	68
NORTHWESTERN UNIVERSITY CORP		67	1	1%	68
ORTHOPAEDIC SURGERY CENTER		68			68
SUMTER PEDIATRICS		63	5	7%	68
NORTH FLORIDA PEDIATRICS - JACKSONVILLE		62	6	9%	68
BIG BOCA SMILES LLC☐		66	2	3%	68
Stratford Court of Palm Harbor		58	10	15%	68
CAMP BOGGY CREEK		67	1	1%	68
AEL- MEMPHIS		17	51	75%	68
CLEARWATER PAIN MANAGEMENT ASSOCIATES		66	2	3%	68
MINUTECLINIC DIAGNOSTIC OF KANSAS, PA		58	9	13%	67
PANCARE HEALTH - JACKSON COUNTY		56	11	16%	67
WILSON MEMORIAL REGIONAL MEDICAL CENTER		63	4	6%	67
BOND AND STEELE CLINIC, PA		53	14	21%	67
MEASE MANOR INC		63	4	6%	67
SAMFORD UNIVERSITY HEALTH SERVICES		66	1	1%	67
SOMERBY OF SANTA ROSA BEACH		58	9	13%	67
FLORIDA HEALTH CARE		8	59	88%	67
VETERANS AFFAIRS MEDICAL CENTER - GULF COAST		27	39	59%	66
KESHAV RX LLC		54	12	18%	66
ADVENT HEALTH - PALM COAST		2	64	97%	66
OKEECHOBEE URGENT CARE		17	49	74%	66
NORTH FLORIDA PHARMACY		59	7	11%	66
MEDEX MEDICAL EXPRESS OF PALATKA			66	100%	66
JOHN D ARCHBOLD MEMORIAL HOSPITAL		64	2	3%	66
AMERICAN FAMILY MEDICAL		53	13	20%	66
ATLAN		58	8	12%	66
LEE COMMUNITY HEALTHCARE - LEHIGH		56	10	15%	66
INTERNAL MEDICINE ASSOCIATES PA		62	4	6%	66
ADVENT HEALTH CENTRA CARE - WINTER GARDEN		19	46	71%	65
BROOKDALE CENTRE POINTE	1	64			65
LAKE SHERIFF		48	17	26%	65
NXGEN MDX		20	45	69%	65

COVID-19: testing by laboratory

Data through Apr 25, 2021 verified as of Apr 26, 2021 at 09:25 AM

Data in this report are provisional and subject to change.

The numbers in the table below represent the number of Florida and non-Florida residents for whom test results were received by the Department of Health. A person can be tested by more than one laboratory and can have both positive and negative results. **Therefore, the sum of the numbers in each column will be larger than the total number of people tested.**

Reporting lab	Inconclusive	Negative	Positive	Percent positive	Total
ST FRANCIS HOSPITAL		57	8	12%	65
DAVENPORT PEDIATRICS CLERMONT PA		57	8	12%	65
LEE MEMORIAL HEALTH SYSTEM D/B/A LEE COMMUNITY		60	5	8%	65
CORAL GABLES HOSPITAL			65	100%	65
HERNANDO COUNTY FIRE RESCUE DISTRICT		31	34	52%	65
ROSECASTLE OF JACKSONVILLE LLC		64	1	2%	65
TROY REGIONAL MEDICAL CENTER		54	11	17%	65
SAFARI PEDIATRICS PA		63	2	3%	65
HORIZON ALF		64	1	2%	65
OUT OF STATE		40	25	38%	65
SUMMER VISTA ASSISTED LIVING		38	27	42%	65
OCOE PEDIATRICS		57	8	12%	65
WADSWORTH HEALTH CENTER		62	3	5%	65
ADVENTHEALTH MEDICAL GROUP MULTISPECIALTY			65	100%	65
EAST HILL PHARMACY		46	19	29%	65
TRINITY AL SENIOR HOUSING LLC		45	19	30%	64
VIERA HEALTH AND REHABILITATION CENTER		62	2	3%	64
GOLDEN POND COMMUNITIES		64			64
BRADFORD COUNTY HEALTH DEPARTMENT		63	1	2%	64
JOSEPH L MORSE GERIATRIC CENTER	2	59	3	5%	64
NORTH FLORIDA MEDICAL CENTER		58	6	9%	64
LPG CONVENIENT CARE AT PINE ISLAND ROAD		58	6	9%	64
MINUTECLINIC DIAGNOSTIC OF HAWAII LLC		57	7	11%	64
SILVER LAKE PEDIATRICS PA		57	7	11%	64
APC PEDIATRICS AT RYE ROAD MEDICAL PARK		63	1	2%	64
GREENLEAF ALF		63	1	2%	64
LPG PRIMARY CARE AT PINE ISLAND		52	12	19%	64
NEMOURS CHILDRENS PRIMARY CARE OVIEDO		51	13	20%	64
FLORIDA HEALTH CARE DELAND			63	100%	63
BEEHIVE HOMES OF GULF BREEZE		47	16	25%	63
NICEVILLE URGENT CARE		17	46	73%	63
DAVID POSNACK JEWISH DAY SCHOOL		63			63
MEDI CLINIC SARASOTA INC		62	1	2%	63
CINNAMON COVE ALF		62	1	2%	63
BIOREFERENCE LABORATORIES INC		11	52	83%	63
PALM BAY URGENT CARE		28	35	56%	63
BURRY'S PHARMACY INC		38	25	40%	63
ERDOX		58	5	8%	63
Palms at Ponte Vedra Assisted Living and Memory Care		60	3	5%	63
Grand Villa of Clearwater		57	5	8%	62
MEDLOGIC LABORATORIES		3	59	95%	62
LAKELAND REGIONAL HEALTH		38	24	39%	62
DEPT OF VA MED CENTE-WEST PALM BEACH			62	100%	62
MENTAL HEALTH CARE INC		53	9	15%	62
ST CLOUD PHYSICIAN MANAGEMENT LLC DBA ST CLOUD		28	34	55%	62
FLORIDA MEDICAL CLINIC - MULTI SPECIALTY CAMPUS		28	34	55%	62
Bon Secours Maria Manor		56	6	10%	62

COVID-19: testing by laboratory

Data through Apr 25, 2021 verified as of Apr 26, 2021 at 09:25 AM

Data in this report are provisional and subject to change.

The numbers in the table below represent the number of Florida and non-Florida residents for whom test results were received by the Department of Health. A person can be tested by more than one laboratory and can have both positive and negative results. **Therefore, the sum of the numbers in each column will be larger than the total number of people tested.**

Reporting lab	Inconclusive	Negative	Positive	Percent positive	Total
OVERLOOK HOSPITAL LABORATORY		57	5	8%	62
EMERALD COAST HOSPICE		61	1	2%	62
TBI RESIDENTIAL SERVICES, INC.		51	11	18%	62
MINUTECLINIC DIAGNOSTIC OF SOUTH CAROL		57	5	8%	62
EVAN R SHAPIRO MD PA		62			62
WASHINGTON REHABILITATION AND NURSING CENTER		51	10	16%	61
ERIC C MRSHAL, MD, PC #1842		58	3	5%	61
MICHIGAN DEPARTMENT OF HEALTH AND HUMAN SERVICES	1		60	98%	61
LAKE CO EMPLOYEE HEALTH AND WELLNESS CENTER		54	7	11%	61
URGENT CARE USA LLC		2	59	97%	61
DEPT OF VA MEDICAL CENTER - MIAMI	1	57	3	5%	61
FAMILY HEALTH CENTER		43	18	30%	61
CDR MAGUIRE INC	1	7	53	87%	61
CARE CENTERS OF NASSAU LLC MINER ROAD SOUTH		61			61
AHMG SURGICAL SPECIALIST		61			61
DOT DOC SARASOTA		56	5	8%	61
RITECARE MED CTR H			61	100%	61
CALHOUN COUNTY HEALTH DEPT		31	29	48%	60
GRAND AVENUE RX			60	100%	60
INTERNAL LAB		50	10	17%	60
WAVE CREST HEALTH AND REHABILITATION CENTER		57	3	5%	60
CHILDREN'S HOSPITAL OF ALABAMA		59	1	2%	60
81ST MEDICAL GROUP		28	32	53%	60
TWIN CREEKS ASSISTED LIVING & MEMORY CARE		57	3	5%	60
PREMISE HEALTH MIA		22	38	63%	60
THE PRESERVE AT CLEARWATER		58	2	3%	60
PREMIUM HEALTH SERVICES OF TAMPA BAY LLC		36	24	40%	60
MARQUIS LABS, LLC		57	2	3%	59
UHEALTH AT FISHER ISLAND			59	100%	59
MILLENIUM PHYSICIANS GROUP		1	58	98%	59
BIG BEND CARES, INC		51	8	14%	59
STEINHATCHEE FAMILY MEDICAL CENTER	1	50	8	14%	59
TUKA PEDIATRICS		7	52	88%	59
BOCA BIOLISTICS LLC		46	13	22%	59
FERN PARK DEVELOPMENTAL CENTER		5	54	92%	59
BIOTECH		52	7	12%	59
ADVENT HEALTH - MOUNT DORA		10	49	83%	59
SOUTHSIDE HOSPITAL NORTHWELL HEALTH LABORATORY		50	9	15%	59
CARDIOLOGY AND MEDICINE ASSOCIATES		43	16	27%	59
TREASURE COAST URGENT & FAMILY CARE		34	25	42%	59
VALENCIA HOUSE ALF		57	2	3%	59
BUECHELE DENTAL PA DBA CLERMONT FAMILY DENTISTRY		48	10	17%	58
Margate Health and Rehabilitation Center		56	2	3%	58
KINDRED HOSPITAL CENTRAL TAMPA BLOOD GAS	1	52	5	9%	58
COOPER FAMILY MEDICAL, PLLC		48	10	17%	58
S-H THIRTY FIVE OPCO - ORANGE CITY, LLC		48	10	17%	58
HEALTHPARK MEDICAL CTR NURSING SVC		58			58

COVID-19: testing by laboratory

Data through Apr 25, 2021 verified as of Apr 26, 2021 at 09:25 AM

Data in this report are provisional and subject to change.

The numbers in the table below represent the number of Florida and non-Florida residents for whom test results were received by the Department of Health. A person can be tested by more than one laboratory and can have both positive and negative results. **Therefore, the sum of the numbers in each column will be larger than the total number of people tested.**

Reporting lab	Inconclusive	Negative	Positive	Percent positive	Total
CORNERSTONE PEDIATRICS		46	12	21%	58
KEY WEST MEDICAL CENTER	1	50	7	12%	58
ALEXANDER NININGER STATE VETERANS		58			58
LINCOLN DIAGNOSTIC LAB		56	2	3%	58
SARATOGA HOSPITAL LABORATORY		52	6	10%	58
SONATA BOCA RATON		54	4	7%	58
PALM BAY PEDIATRICS		38	20	34%	58
THE CANOPY AT BERRYHILL		57			57
KAPG FLEMING ISLAND SENIOR HOUSING OPCO LLC	1	56			57
BAYOU GARDENS DUNEDIN LLC		57			57
MINUTECLINIC, LLC		50	7	12%	57
FINLAY CLINICAL LABORATORY		20	37	65%	57
LPG PULMONOLOGY-COCONUT POINT		49	8	14%	57
TANVIR H SHAGAR NP		50	7	12%	57
ASCENSION SACRED HEART BAY LABORATORY		54	3	5%	57
ALZHEIMERS CARE CENTER OF VIERA LTD		37	20	35%	57
MALCOM RANDALL DEPT OF VAMC			57	100%	57
TGH URGENT CARE POWERED BY FAST TRACK			57	100%	57
VIP WALK IN CLINIC		34	23	40%	57
LONG ISLAND JEWISH MED CTR		52	5	9%	57
TRADITIONAL HOME HEALTH OF PALM BEACH INC		55	2	4%	57
ALL AMERICAN URGENT CARE			57	100%	57
ADVENTHEALTH MEDICAL GROUP FAMILY MEDICINE		52	5	9%	57
GENESIS DERMATOLOGY		53	4	7%	57
PATHOLOGY CONSULTANTS OF NEW MEXICO		56			56
ST JOSEPHS CHILDRENS OUTREACH			56	100%	56
Heritage Park Care and Rehabilitation		55	1	2%	56
MAUREEN OROURKE-FUTEY			56	100%	56
HIALEAH HOSPITAL RESPIRATORY DEPT			56	100%	56
ATRIA PARK OF LAKE FOREST (WG HERITAGE LF LLC)		54	2	4%	56
CITYMD OF MANAHAWKIN		54	2	4%	56
TIFFANY HALL NURSING AND REHAB		44	12	21%	56
CENTRA CARE – LAKE NONA		6	50	89%	56
EAGLES WATCH CLUSTER		47	9	16%	56
SPRING MANOR ASSISTED LIVING		56			56
SONATA HUNTERS CREEK		47	8	15%	55
TRINITY URGENT CARE		41	14	25%	55
WEST ISLIP URGENT CARE		50	5	9%	55
CAPE REGIONAL MEDICAL CENTER		52	3	5%	55
Rehabilitation Center of the Palm Beaches		55			55
PREMIER MEDICAL ASSOCIATES ALL FLORIDA LLC		54	1	2%	55
GRAND VILLA OF DEL RAY WEST		51	4	7%	55
NITE LITE PEDIATRICS - PORT ST. LUCIE		46	9	16%	55
KENDALL REGIONAL MEDICAL CENTER LAB	3		52	95%	55
GENTIVA HEALTH SERVICES CERTIFIED INC		52	3	5%	55
VPA PC LAB		48	7	13%	55
DAVITA LABS		55			55

COVID-19: testing by laboratory

Data through Apr 25, 2021 verified as of Apr 26, 2021 at 09:25 AM

Data in this report are provisional and subject to change.

The numbers in the table below represent the number of Florida and non-Florida residents for whom test results were received by the Department of Health. A person can be tested by more than one laboratory and can have both positive and negative results. **Therefore, the sum of the numbers in each column will be larger than the total number of people tested.**

Reporting lab	Inconclusive	Negative	Positive	Percent positive	Total
HOLY NAME HOSPITAL LABORATORY		53	2	4%	55
LONG ISLAND UNIVERSITY - POST CAMPUS		50	5	9%	55
EAST CENTRAL FLORIDA OUTPATIENT IMAGING		43	12	22%	55
ORLANDO CLINICAL RESEARCH CENTER		51	3	6%	54
ST. CLOUD MEDICAL GROUP		54			54
Jupiter Medical Center Pavilion		53	1	2%	54
SARASOTA CO. HEALTH DEPT # 58		40	14	26%	54
PERSONAL PEDIATRICS PA		51	3	6%	54
NEW YORK PRESBYTERIAN - QUEENS DIAGNOSTIC		50	4	7%	54
LAKE INTERNAL MEDICINE ASSOCIATES PA		47	7	13%	54
FUTURE PEDIATRICS		51	3	6%	54
CLERMONT HEALTH AND REHAB		40	14	26%	54
CERTUS MTD OPCP LLC		52	2	4%	54
PENNSYLVANIA DEPARTMENT OF HEALTH BUREAU OF LABORATORIES			54	100%	54
CAMBRIDGE SECURITY SERVICES		51	3	6%	54
JUNIPER VILLAGE AT NAPLES		53	1	2%	54
UNITED LABORATORY SERVICES CORPORATION		38	16	30%	54
FAMILY EXTENDED CARE OF PUNTA GORDA		54			54
FG RAPID		49	5	9%	54
APOLLOMDX LABS		32	22	41%	54
CAREATC INC BRANDON	12	38	3	6%	53
LITTLE NECK URGENT CARE		51	2	4%	53
ALLIANCE COMMUNITY FOR RETIREMENT LIVING		53			53
CITY OF OCALA EMPLOYEE HEALTH AND WELLNESS CENTER		46	7	13%	53
BARNES HEALTHCARE OF FLORIDA LLC		49	4	8%	53
QUOTIENT SCIENCES LABS LLC			53	100%	53
ORCHID COVE AT DAYTONA		45	8	15%	53
SOMERSET			53	100%	53
Osprey Point Nursing Center		51	2	4%	53
ST ANTHONYS PRIMARY CARE LLC/JACKSON STREET			53	100%	53
UNIVERSITY OF WEST FLORIDA, THE		52	1	2%	53
ROCHESTER GENERAL HOSPITAL LABORATORY		49	4	8%	53
MISSION OAKS ASSISTED LIVING		51	2	4%	53
ADVANCE URGENT CARE CENTER, LLC		11	42	79%	53
ADVENT HEALTH EXPRESS CARE		5	48	91%	53
HOME CARE PHARMACY		53			53
THE MEDICAL GROUP OF SOUTH FLORIDA INC		46	6	12%	52
OPTUMCARE SOUTH FLORIDA, LLC		44	8	15%	52
ADVENT HEALTH		49	3	6%	52
SUNSHINE PEDIATRICS		51	1	2%	52
PHILLIPPE RIDGE		40	12	23%	52
SNH BRFL TENANT LLC	2	50			52
WALGREENS #05625		47	5	10%	52
INTERNAL MEDICINE SPECIALIST		46	6	12%	52
SIDDH INC DBA SAN CARLOS PHARMACY		48	4	8%	52
MINUTECLINIC DIAGNOSTIC OF NORTH CAROLINA		50	2	4%	52
WALGREENS #10373		49	2	4%	51

COVID-19: testing by laboratory

Data through Apr 25, 2021 verified as of Apr 26, 2021 at 09:25 AM

Data in this report are provisional and subject to change.

The numbers in the table below represent the number of Florida and non-Florida residents for whom test results were received by the Department of Health. A person can be tested by more than one laboratory and can have both positive and negative results. **Therefore, the sum of the numbers in each column will be larger than the total number of people tested.**

Reporting lab	Inconclusive	Negative	Positive	Percent positive	Total
INN AT THE FOUNTAINS, THE		34	17	33%	51
PROFESSIONAL PEDIATRICS		49	2	4%	51
TGH URGENT CARE - RIVERVIEW			51	100%	51
GRAND VILLA OF ALTAMONTE SPRINGS		44	7	14%	51
AVANTE ST CLOUD		48	3	6%	51
QHC UPSTATE MEDICAL PC		42	9	18%	51
MIAMI CLINICAL RESEARCH CORP		12	39	76%	51
SOUTH CAROLINA DEPT OF HEALTH AND ENVIRONMENT CONTROL		11	40	78%	51
IMA MEDICAL CENTER		34	17	33%	51
LAKELAND REGIONAL HEALTH GATEWAY CENTER		28	23	45%	51
SOUTHEAST ALABAMA MEDICAL CENTER			51	100%	51
NORTH CAROLINA DEPARTMENT OF HEALTH & HUMAN SERVICES	1		50	98%	51
FELICIDAD MEDICAL CENTER		5	46	90%	51
AMELIA ASSISTED LIVING FACILITY		51			51
LPG PEDIATRICS AT PAGE FIELD		50	1	2%	51
GULFVIEW MEDICAL INSTITUTE		51			51
PORT ST. LUCIE - ZAXBY'S		50			50
HILA BECKERMAN MD LLC	1	45	4	8%	50
Citymd Of Toms River		43	7	14%	50
MARIANNA HEALTH AND REHABILITATION CENTER		49	1	2%	50
RAINBOW PEDIATRICS PC LLC / BREAKFAST POINT		39	11	22%	50
POPLAR HEALTHCARE PLLC	1	11	38	76%	50
LIGHTHOUSE PEDIATRICS OF NAPLES		44	6	12%	50
CARE ATC - ANDES			50	100%	50
SUNSHINE PEDIATRICS OF CENTRAL FLORIDA PL		47	3	6%	50
MILLENIA ADVANCED SCIENTIFIC LLC			50	100%	50
ADVENT HEALTH - LAKE WALES		38	12	24%	50
BENTON HOUSE OF PORT ORANGE		44	6	12%	50
NIGHT LITE PEDIATRICS CENTER LLC		10	40	80%	50
IMMEDIATE CARE PA		46	4	8%	50
PRACTICE MANAGEMENT OF AMERICA, INC.		7	43	86%	50
HIGHLANDS COUNTY FIRE RESCUE		50			50
SUNSHINE ASSISTED LIVING		50			50
BETHUNE-COOKMAN UNIVERSITY		32	18	36%	50
ORLANDO COVID TEST , LLC		43	7	14%	50
MADISON COUNTY MEMORIAL HOSPITAL LABORATORY		15	34	69%	49
FHMG_CTR FOR SENIOR HEALTH		44	5	10%	49
S-H THIRTY FIVE OPCO - LUTZ, LLC		48	1	2%	49
SOFT CELL LABORATORIES		45	4	8%	49
MINUTECLINIC DIAGNOSTIC MEDICAL GROUP		45	4	8%	49
ALLEGRO		47	2	4%	49
DOH		23	26	53%	49
WALGREEN		37	12	24%	49
CDR MAGUIRE - MIAMI BEACH CC MISSION 17388		2	47	96%	49
Guardian Care Nursing and Rehabilitation Center		49			49
USF		1	48	98%	49
HEALTH FIRST - CAPE CANAVERAL HOSPITAL		1	48	98%	49

COVID-19: testing by laboratory

Data through Apr 25, 2021 verified as of Apr 26, 2021 at 09:25 AM

Data in this report are provisional and subject to change.

The numbers in the table below represent the number of Florida and non-Florida residents for whom test results were received by the Department of Health. A person can be tested by more than one laboratory and can have both positive and negative results. **Therefore, the sum of the numbers in each column will be larger than the total number of people tested.**

Reporting lab	Inconclusive	Negative	Positive	Percent positive	Total
ADVENTIST HEALTH SYSTEM FLORIDA		34	15	31%	49
SOLARIS SENIOR LIVING NORTH NAPLES		48	1	2%	49
GRAMERCY PARK URGENT CARE		47	2	4%	49
ARCPOINT LABS OF WEST PALM BEACH		9	40	82%	49
NORTHBROOK CENTER FOR		47	2	4%	49
ISLAND URGENT CARE PLLC		44	4	8%	48
LYSTER ACH FT RUCKER AL		45	3	6%	48
PINES NURSING HOME		46	2	4%	48
MORTON PLANT			48	100%	48
THE TERRACE OF JACKSONVILLE		3	45	94%	48
BAPTIST URGENT CARE		44	4	8%	48
NAPLES PEDIATRICS INC		43	5	10%	48
BITTINGS APOTHECARY INC		42	6	13%	48
SEWANEE MOLECULAR DIAGNOSTICS LABORATO		48			48
JFK MEDICAL CENTER NORTH LAB		1	47	98%	48
ALWAYS BEST CARE SENIOR SERVICES		43	5	10%	48
PREMIER MEDICAL ASSOCIATES		46	2	4%	48
CARE 4 U MANAGEMENT, INC			48	100%	48
COURTYARD GARDENS OF JUPITER		48			48
HERNANDO ENDOSCOPY AND SURGERY CENTER		37	11	23%	48
CAREMED INTERNAL MEDICINE		30	18	38%	48
BAY CENTER HURRICANE SHELTER		48			48
GRAND OAKS OF PALM CITY LLC	1	41	6	13%	48
INTERCOASTAL MEDICAL GROUP		2	46	96%	48
PREMIER COMMUNITY HEALTHCARE GROUP INC		46	2	4%	48
SOMA MEDICAL CENTER PA #3		10	38	79%	48
BASSETTI MEDICAL RESEARCH INC		34	14	29%	48
COURTYARD GARDENS OF BOYNTON BEACH, LLC		45	3	6%	48
ROYAL PALM SENIOR RESIDENCE		47			47
WINTER GARDEN REHAB AND NURSING CENTER		43	4	9%	47
CITY OF CAPE CORAL		36	11	23%	47
ADVENT HEALTH - CENTRAL PASCO ER		42	5	11%	47
MOBILE DOC FL, LLC		29	18	38%	47
INTERLAB		1	46	98%	47
ROADS PEDIATRICS,LLC		44	3	6%	47
URGENT CARE & WELLNESS CENTER		15	32	68%	47
POINTE AT NEW PORT PLACE,THE		47			47
COMPLETE HOME CARE OF THE PALM BEACHES LLC		43	4	9%	47
GROWING TOGETHER PEDIATRICS, LLC		41	6	13%	47
BLUE SPRINGS SURGERY CENTER		47			47
FAMILY EXTENDED CARE OF WINTER HAVEN		45	2	4%	47
NAVARRE GARDENS		41	6	13%	47
PANCARE HEALTH - BAY COUNTY - YOUNGSTOWN		42	5	11%	47
CONCENTRA URGENT CARE		43	4	9%	47
Casa Mora Rehabilitation & Extended Care		45	2	4%	47
THORNBURG PEDIATRICS		42	4	9%	46
H LEE MOFFITT CANCER CENTER MICRO		46			46

COVID-19: testing by laboratory

Data through Apr 25, 2021 verified as of Apr 26, 2021 at 09:25 AM

Data in this report are provisional and subject to change.

The numbers in the table below represent the number of Florida and non-Florida residents for whom test results were received by the Department of Health. A person can be tested by more than one laboratory and can have both positive and negative results. **Therefore, the sum of the numbers in each column will be larger than the total number of people tested.**

Reporting lab	Inconclusive	Negative	Positive	Percent positive	Total
ENCOMPASS HEALTH REHABILITATION OF ALTAMONTE		41	5	11%	46
NORTH FLORIDA / SOUTH GEORGIA VETERANS HEALTH SYSTEM		1	45	98%	46
ADVENT HEALTH MEDICAL GROUP OB GYN AT		40	6	13%	46
MINUTECLINIC DIAGNOSTIC OF LOUISIANA		43	3	7%	46
PREMIER PLACE HEALTHCARE AT THE GLENVIEW		46			46
EAST MANATEE FAMILY	1	1	44	96%	46
HARTFORD HEALTH SERVICES LLC		46			46
SAN CARLOS PHARMACY		39	7	15%	46
ALLIANCE OF PHYSICIANS AGAINST COVID-19			46	100%	46
TRICORE REF LABS - UNIV OF NM		46			46
BAY STREET PHARMACY☐		41	5	11%	46
WALGREENS 3145		43	3	7%	46
ALL CARE URGENT CARE			46	100%	46
PATRICK MANOR INCORPORATED		46			46
COLLIER BLVD HMA PHYSICIAN MANAGEMENT LLC		46			46
LUTHERAN HAVEN EXTENDED CONGREGATE CAR		46			46
WG EVERGREEN WOODS SH LLC		46			46
KAPG ST AUGUSTINE SENIOR HOUSING OPCO LLC		37	9	20%	46
ADVENTHEALTH MEDICAL GROUP FAMILY & INTERNAL		20	26	57%	46
COLLIER URGENT CARE CENTERS		44	1	2%	45
AVALON PARK RETIREMENT RESIDENCE		43	2	4%	45
MID-FLORIDA PATHOLOGY, LLC		35	10	22%	45
BRP SH OPCO LLC		45			45
SOUTHPORT SQUARE HARBOUR HEALTH		45			45
PLAINVIEW URGENT CARE		42	3	7%	45
GREENSBORO PATHOLOGY LLC		34	11	24%	45
LARA HEALTH AND WELLNESS CENTER LLC		45			45
LEE PHYSICIAN GROUP COLLEGE POINT		45			45
VOLUSIA COUNTY BRANCH JAIL		1	44	98%	45
IMA MEDICAL GROUP POINCIANA		18	27	60%	45
NEOGENOMICS LABORATORIES INC		45			45
ST JUDE LABORATORIES		40	5	11%	45
ADULT MEDICINE OF LAKE COUNTY INC			45	100%	45
NEXT MOLECULAR ANALYTICS		14	31	69%	45
BENTON HOUSE OF ST. JOHNS		43	2	4%	45
LEE MEMORIAL HEALTH SYSTEM		40	5	11%	45
REDI-MED WALK-IN FAMILY CARE			45	100%	45
CVS MINUTE CLINIC DIAGNOSTIC OF NORTH CAROL		39	6	13%	45
BD MEDICAL SYSTEMS		43	2	4%	45
STUART URGENT CARE			45	100%	45
LOURDES HOSPITAL INC		42	2	5%	44
RADIOLOGY ASSOCIATES OF VENICE AND ENGLEWOOD		42	2	5%	44
INNOVATIVE GX LABORATORIES		37	7	16%	44
PIERCE INSTRUMENTS INC		43	1	2%	44
TRIPLE O MEDICAL SERVICES INC		41	3	7%	44
FLORIDA HOSPITAL		28	16	36%	44
Gulf Shore Care Center		39	5	11%	44

COVID-19: testing by laboratory

Data through Apr 25, 2021 verified as of Apr 26, 2021 at 09:25 AM

Data in this report are provisional and subject to change.

The numbers in the table below represent the number of Florida and non-Florida residents for whom test results were received by the Department of Health. A person can be tested by more than one laboratory and can have both positive and negative results. **Therefore, the sum of the numbers in each column will be larger than the total number of people tested.**

Reporting lab	Inconclusive	Negative	Positive	Percent positive	Total
PEDIATRICS OF CENTRAL FLORIDA – SAINT CLOUD	2	40	2	5%	44
PRINCETON VILLAGE☐		40	4	9%	44
LAKE COUNTY SCHOOLS EMPLOYEE HEALTH CENTER		32	12	27%	44
BENTON HOUSE OF CLERMONT		44			44
MULBERRY'S MOBILE PROVIDER SERVICES LLC☐		29	15	34%	44
SOUTH FLORIDA BAPTIST HOSPITAL			44	100%	44
NEUPATH DIAGNOSTICS		36	8	18%	44
THE MERIDIAN AT BOCA RATON	1	43			44
UNION MEDICAL CARE PLLC		43	1	2%	44
ASHTON PLACE	3	37	4	9%	44
WOLFF CTR FOR CHILD & ADOLESCENT HEALTH PLLC,THE		26	17	40%	43
BRONX LEBANON HOSPITAL-MEDICAL CENTER		39	4	9%	43
University Hills health and Rehabilitation		33	10	23%	43
CAREHERE LAKE SCHOOLS EMPLOYEE HEALTH CENTER		29	14	33%	43
THE PALMS PHARMACY, INC		40	3	7%	43
AU MEDICAL CENTER, INC	1	37	5	12%	43
FLAGLER HOSPITAL INC	2		41	95%	43
EC OPCO TIMBERLIN PARC LLC		43			43
BIOFIRE		11	32	74%	43
EMORY CLINIC, THE		41	2	5%	43
RESIDENTIAL PLAZA AT BLUE LAGOON INC		39	4	9%	43
FIRST CHOICE URGENT CARE		12	31	72%	43
DUVAL PHARMACY		32	11	26%	43
PINELLAS INTERNAL MEDICINE ASSOCIATES	1	39	3	7%	43
UNIVERSITY BEHAVIORAL CENTER		43			43
BRANCH MEDICAL CLINIC			43	100%	43
ST LUCIE COUNTY JAIL		28	15	35%	43
LAKE MARY KIDS CENTRA CARE		33	10	23%	43
MAIMONIDES-SHALOM ACADEMY, INC		41	1	2%	42
Atlantic Shore Nursing and Rehab		42			42
BAYCARE MEDICAL GROUP INC		3	39	93%	42
WALK IN MEDICAL URGENT CARE		42			42
MAKO MEDICAL		21	21	50%	42
SEWALLS POINT PHARMACY INC		34	8	19%	42
UNIVERSITY HOSPITAL		35	7	17%	42
NORTHWELL HEALTH PLAINVIEW HOSPITAL LABORATORY		33	9	21%	42
ORLANDO HEALTH PRIMARY CARE PEDIATRICS		39	3	7%	42
WINDSOR WOODS REHAB & HEALTHCARE CTR		40	2	5%	42
CLINICAL LABORATORY		42			42
REOPEN DIAGNOSTICS			42	100%	42
D W MCMILLAN MEMORIAL HOSPITAL		31	11	26%	42
PACIFICA SENIOR LIVING OCALA		37	5	12%	42
WEISS PEDIATRIC CARE LLC		28	14	33%	42
STAT ONE URGENT CARE CENTER		2	40	95%	42
ENCOMPASS HEALTH REHABILITATION HOSPITAL OF PANAMA CITY		37	5	12%	42
STETSON UNIVERSITY STUDENT HEALTH CENTER		3	39	93%	42
ATRIA WILLOW WOOD		40	2	5%	42

COVID-19: testing by laboratory

Data through Apr 25, 2021 verified as of Apr 26, 2021 at 09:25 AM

Data in this report are provisional and subject to change.

The numbers in the table below represent the number of Florida and non-Florida residents for whom test results were received by the Department of Health. A person can be tested by more than one laboratory and can have both positive and negative results. **Therefore, the sum of the numbers in each column will be larger than the total number of people tested.**

Reporting lab	Inconclusive	Negative	Positive	Percent positive	Total
KIVA AT CANTERBURY		25	17	40%	42
WHITE-WILSON MEDICAL CENTER		31	11	26%	42
LONGLEAF DIAGNOSTIC LABORATORIES		13	29	69%	42
DHMD		42			42
SOUTHCOR LABORATORY		7	34	83%	41
A & R RESEARCH GROUP		35	6	15%	41
UNIVERSITY OF ALABAMA		38	3	7%	41
BULLS HEAD URGENT CARE		39	2	5%	41
BOND CLINIC, PA		11	30	73%	41
CROSSROADS URGENT CARE		26	15	37%	41
SMH PHYSICIAN SERVICES INC		40	1	2%	41
NIGHT LITE PEDIATRIC CENTER		10	31	76%	41
FLORIDA HOSPITAL NEW SMYRNA		4	37	90%	41
UNION MEDICAL CARE		41			41
UNIVERSITY COMMUNITY HOSPITAL		35	6	15%	41
GRAND VILLA OF NEW PORT RICHEY		34	7	17%	41
RIVERHEAD URGENT CARE		40	1	2%	41
CITRUS COUNTY HEALTH DEPARTMENT		35	6	15%	41
EASTERN SHORE URGENT CARE		30	11	27%	41
PEDIATRICS OF CENTRAL FLORIDA KISSI		33	8	20%	41
EP MEDICAL EQUIPMENT PHARMACY		34	6	15%	40
THE LODGE AND REHABILITATION CENTER		24	16	40%	40
ORLANDO ORTHOPAEDIC OUTPATIENT SURGERY CENTER		34	6	15%	40
M&V SAN JOSE MEDICAL CENTER			40	100%	40
GRAND VILLA OF ENGLEWOOD		35	5	13%	40
CRESTVIEW IMMEDIATE CARE LL		16	24	60%	40
WELLSTAR KENNESTONE HOSPITAL		37	3	8%	40
MINUTE CLINIC DIAGNOSTIC OF VIRGINIA, LLC		38	2	5%	40
CAPITAL REGIONAL MEDICAL CENTER		2	38	95%	40
LPG CONVENIENT CARE AT METRO		36	4	10%	40
ADVENT HEALTH CENTRA CARE - LAKELAND		30	10	25%	40
FAMILY AND INTERNAL MEDICINE AT AVALON PARK		36	4	10%	40
UNIVERSITY MEDICAL CTR OF PRINCETON AT		38	2	5%	40
BELVEDERE COMMONS OF SUN CITY CENTER		40			40
PRIDE DIAGNOSTICS		24	16	40%	40
CITRUS CARE CLINIC			40	100%	40
CLINICAL PATHOLOGY LABORATORIES, INC		40			40
WELLMED AT NEW TAMPA		29	11	28%	40
LABORATORY MEDICINE CONSULTANTS-LMC PA		36	3	8%	39
CARILLON SPORTS AND FAMILY MEDICINE		29	10	26%	39
VETERANS AFFAIRS MEDICAL CENTER - NEW YORK HARBOR		37	2	5%	39
BAY COUNTY JAIL ANNEX		34	5	13%	39
ISLAMORADA VILLAGE OF ISLANDS FIRE RESCUE		36	3	8%	39
ADVENTHEALTH MEDICAL GROUP PULMONOLOGY		34	5	13%	39
MEDEX MEDICAL EXPRESS OF PALATKA LLC			39	100%	39
HOUSE CALLS PROFESSIONAL LLC		35	4	10%	39
CEDAR CREEK AT KINGS BAY INC		39			39

COVID-19: testing by laboratory

Data through Apr 25, 2021 verified as of Apr 26, 2021 at 09:25 AM

Data in this report are provisional and subject to change.

The numbers in the table below represent the number of Florida and non-Florida residents for whom test results were received by the Department of Health. A person can be tested by more than one laboratory and can have both positive and negative results. **Therefore, the sum of the numbers in each column will be larger than the total number of people tested.**

Reporting lab	Inconclusive	Negative	Positive	Percent positive	Total
BAYSHORE PATHOLOGY CONSULTANTS PA		37	2	5%	39
GUYAN VALLEY WELLNESS CENTER		32	7	18%	39
NORTHSIDE HOSPITAL EMERGENCY DEPT		35	4	10%	39
BROOKDALE BRANDON	1	38			39
GENEXPERT			39	100%	39
WG BAYPOINT VILLAGE SH LLC		38	1	3%	39
CORRECTIONAL MEDICAL GROUP		27	12	31%	39
ANDALUSIA HEALTH		22	17	44%	39
JUNIPER VILLAGE AT CAPE CORAL		34	5	13%	39
PINELLAS PARK FIRE DEPARTMENT		39			39
CLINICAL RESEARCH SEQUENCING PLATFORM		8	31	79%	39
FLORIDA DEPARMENT OF HEALTH CLAY COUNTY		26	13	33%	39
FLORIDA HOSPITAL PHYSICIAN GROUP		26	13	33%	39
HOMEWOOD RESIDENCE AT FREEDOM PLAZA		37	1	3%	38
LMH SKILLED NURSING UNIT		38			38
ROCKLAND URGENT CARE FAMILY HEALTH NP		36	2	5%	38
TNC WALK IN CLINIC		26	12	32%	38
AUTUMN OF SARASOTA		12	26	68%	38
PALM POINT BEHAVIORAL HEALTH		38			38
CCRC @ SUNFLOWER LLC		35	3	8%	38
Life Care Center of Citrus County		37	1	3%	38
PORT SAINT JOHN FAMILY PRACTICE		23	15	39%	38
DCH REGIONAL MEDICAL CENTER LABORATORY		37	1	3%	38
STEWART MEDICAL GROUP, INC		21	17	45%	38
LAKE BUTLER HOSPITAL		37	1	3%	38
MOLECULAR DIAGNOSTICS		5	33	87%	38
ATRIA SAN PABLO		36	2	5%	38
MINUTECLINIC, LLC, DBA MINUTECLINIC #5		34	4	11%	38
TAYLORVILLE FAMILY MEDICINE		31	7	18%	38
INNOVATION CLINICAL TRIALS, INC			38	100%	38
ST AUGUSTINE PEDIATRIC ASSOC		33	5	13%	38
HR SARASOTA OPERATOR LLC		25	12	32%	37
HOLLISMED LLC		35	2	5%	37
ALAN A SMITH MD LLC		34	3	8%	37
DOCTOR TODAY TLC LLC			37	100%	37
PECONIC BAY MEDICAL CENTER LABORATORY		28	9	24%	37
HARMONY HEALTH OPCO, LLC		16	21	57%	37
WASHINGTON COUNTY HEALTH DEPARTMENT		25	12	32%	37
PONCE THERAPY CARE CENTER		34	3	8%	37
ONE MILO		37			37
GRAND VILLA OF PINELLAS PARK		35	2	5%	37
FAMILY EXTENDED CARE OF SEBRING INC		35	2	5%	37
WEINBERG VILLAGE		36	1	3%	37
ACCURATE DIAGNOSTIC LAB		35	2	5%	37
GRAND VILLA OF LARGO		32	5	14%	37
GRAND VILLA OF ST. PETERSBURG		35	2	5%	37
CENTRAL FLORIDA HEALTH CARE INC WAUCHULA SITE 2		29	8	22%	37

COVID-19: testing by laboratory

Data through Apr 25, 2021 verified as of Apr 26, 2021 at 09:25 AM

Data in this report are provisional and subject to change.

The numbers in the table below represent the number of Florida and non-Florida residents for whom test results were received by the Department of Health. A person can be tested by more than one laboratory and can have both positive and negative results. **Therefore, the sum of the numbers in each column will be larger than the total number of people tested.**

Reporting lab	Inconclusive	Negative	Positive	Percent positive	Total
ARTHREX MEDICAL CENTER EAST		25	12	32%	37
TGH URGENT CARE – WESLEY CHAPEL			37	100%	37
MINUTECLINIC DIAGNOSTIC OF MICHIGAN		34	3	8%	37
CARE HERE		12	25	68%	37
A AND R RESEARCH GROUP LLC		33	4	11%	37
COLLIER HMA PHYSICIAN MANAGEMENT LLC		27	10	27%	37
EMPLOYEE WELLNESS PA		21	16	43%	37
MINUTE CLINIC LLC #2216		34	3	8%	37
MINUTECLINIC DIAGNOSTIC OF RHODE ISLAND, LLC #1544		36	1	3%	37
CONNECTICUT DEPARTMENT OF HEALTH		22	15	41%	37
EMORY UNIVERSITY HOSPITAL		29	8	22%	37
THE COLLIER AT NAPLES		36	1	3%	37
METROPOLITAN CHARITIES INC		34	3	8%	37
HOLZER HEALTH CENTER		5	32	86%	37
HUNT CLUB MEDICAL		15	22	59%	37
PATHOGENIUS LABORATORIES		30	7	19%	37
ASSISTED LIVING OF BROWARD		37			37
ST. MARYS MEDICAL CENTER		1	35	97%	36
CENTERPLACE HEALTH		15	21	58%	36
BVL/LITTLE ANGEL PEDIATRICS		36			36
WARDE MEDICAL LABORATORY		28	8	22%	36
MAINSTREET FAMILY URGENT CARE		1	35	97%	36
AIR, LAND & SEA PHYSICALS & CONSULTATIONS, LLC		35	1	3%	36
OCCUPATIONAL HEALTH CENTERS OF THE SOUTHWEST PA		31	5	14%	36
PHYSICIAN ASSOCIATES LLC		26	10	28%	36
EASYCARE WALK-IN CLINIC	1	14	21	58%	36
PATHGROUP		9	27	75%	36
EXPRESS CARE OF TAMPA BAY LLC		5	31	86%	36
FLORIDA MEDICAL CLINIC IM MLK		24	12	33%	36
WALGREENS COVID-19		27	9	25%	36
GULFSIDE HOSPICE INC		33	3	8%	36
FLORIDA PEDIATRIC GROUP PA		28	8	22%	36
MEDCOMP SCIENCES			36	100%	36
HARBORCHASE OF WELLINGTON CROSSING		34	2	6%	36
Kensington Gardens		36			36
COMMUNITY MEDICAL CARE CENTER INC			36	100%	36
ENCOMPASS HEALTH REHABILITATION HOSPITAL OF OCALA		34	1	3%	35
PARKSIDE HEALTH AND REHABILITATION CENTER			35	100%	35
POARCH BANC CREEK INDIANS TRIBAL HEALTH DEPARTMENT			35	100%	35
BAYCARE HEALTH SYSTEMS, LLC			35	100%	35
SOUTHEASTERN OUTPATIENT SURGERY CENTER		32	3	9%	35
NCHD		21	14	40%	35
MARYLAND DEPARTMENT OF HEALTH			35	100%	35
FORT CAROLINE GARDENS, INC		33	2	6%	35
BOCA TOXICOLOGY LLC		33	2	6%	35
REDI-MED WALK IN FAMILY CLINIC			35	100%	35
KINDRED HOSPITAL OCALA		32	3	9%	35

COVID-19: testing by laboratory

Data through Apr 25, 2021 verified as of Apr 26, 2021 at 09:25 AM

Data in this report are provisional and subject to change.

The numbers in the table below represent the number of Florida and non-Florida residents for whom test results were received by the Department of Health. A person can be tested by more than one laboratory and can have both positive and negative results. **Therefore, the sum of the numbers in each column will be larger than the total number of people tested.**

Reporting lab	Inconclusive	Negative	Positive	Percent positive	Total
ISLAND LAKE CENTER		14	21	60%	35
MINUTECLINIC DIAGNOSTIC OF LOUISIANA,		32	3	9%	35
ALABAMA CLINICS		19	16	46%	35
NEUROINTERNATIONAL SARASOTA		32	3	9%	35
FHMG-FLORIDA HOSPITAL MEDICAL GROUP		25	10	29%	35
STATCARE URGENT AND WALK-IN MEDICAL CA		32	3	9%	35
MEDEXPRESS URGENT CARE WEST TAMPA			35	100%	35
ADVENT HEALTH - FISH MEMORIAL		2	33	94%	35
MINUTE CLINIC DIAGNOSTIC OF NEW JERSEY		34	1	3%	35
CLEARWATER EMPLOYEE HEALTH CLINIC		17	18	51%	35
MIDDLETOWN MEDICAL P C		25	10	29%	35
METRO KNOXVILLE HMA		25	10	29%	35
P23 LABS		35			35
IRL		4	31	89%	35
LEE PHYSICIAN GROUP		31	4	11%	35
FAST PACE MEDICAL CLINIC		30	5	14%	35
WUESTHOFF MEMORIAL HOSPITAL			35	100%	35
JAMAICA HOSPITAL MEDICAL CENTER		31	4	11%	35
VIKOR SCIENTITIC		5	30	86%	35
FLORIDA PRESBYTERIAN HOMES INC		33	2	6%	35
MINUTE CLINIC DIAGNOSTIC OF VIRGINIA		28	7	20%	35
VILLA COURT LLC		34			34
THE SPRINGS OF PARC HILL		33	1	3%	34
AYERS NURSING AND REHABILITATION CENTER		34			34
TRADITIONAL HOME CARE INC		33	1	3%	34
JACKSON HEALTH SYSTEM		2	32	94%	34
CIGNA PBSO WEST PALM		3	31	91%	34
PARAMOUNT WALK-IN CLINIC		1	33	97%	34
PHOSPHORUS DIAGNOSTICS		27	7	21%	34
VENICE URGENT CARE - GULF COAST		1	33	97%	34
FLORIDA DEPARTMENT OF HEALTH IN MONROE COUNTY		27	7	21%	34
TUSCAN GARDENS OF DELRAY BEACH MANAGEMENT COMPANY,		34			34
SOUTHWEST LABS		34			34
MINUTE CLINIC, LLC DBA MINUTECLINIC #4505		31	3	9%	34
JUPITER MEDICAL CENTER PHYSICIANS GROUP, INC		30	4	12%	34
LONG TERM CARE OF GULF BREEZE LLC		30	4	12%	34
RASHDA ALBIBI M.D. P.A.		31	3	9%	34
LABORATORY ALLIANCE OF CENTRAL NEW YORK		32	2	6%	34
CHIPOLA QUICK CARE		28	6	18%	34
GREENRIDGE GROUP HOME	3	11	19	58%	33
NURSES HELPING HANDS INC ALF		33			33
STATEN ISLAND UNIVERSITY HOSPITAL-POUCH		32	1	3%	33
AMBRY GENETICS CORPORATION	23	10			33
WALGREENS_COCONUT CREEK		26	7	21%	33
ENCOMPASS HEALTH REHABILITATION HOSPITAL OF MIAMI		32	1	3%	33
KISSIMMEE VA OUTPATIENT CLINIC		30	3	9%	33
AMMON ANALYTICAL LABORATORIES		29	4	12%	33

COVID-19: testing by laboratory

Data through Apr 25, 2021 verified as of Apr 26, 2021 at 09:25 AM

Data in this report are provisional and subject to change.

The numbers in the table below represent the number of Florida and non-Florida residents for whom test results were received by the Department of Health. A person can be tested by more than one laboratory and can have both positive and negative results. **Therefore, the sum of the numbers in each column will be larger than the total number of people tested.**

Reporting lab	Inconclusive	Negative	Positive	Percent positive	Total
MINUTE CLINIC DIAGNOSTIC OF SC, LLC #75		31	2	6%	33
CORAL HOUSE ASSISTED LIVING COMMUNITY LLC		33			33
NIGHT LITE PEDIATRICS URGENT CARE CENTER			33	100%	33
LONG BEACH URGENT CARE		33			33
AHSE ROP		32	1	3%	33
PULSE & REMEDY LLC		18	15	45%	33
Grand Villa of Deerfield Beach		29	4	12%	33
LPG PRIMARY CARE AT CAPE CORAL PARKWAY		27	6	18%	33
SANFORD MOBILE LAB PGA TOUR		32	1	3%	33
JACK BANDEL MD PA		33			33
ALPHA PHARMACY		30	3	9%	33
BOND CLINIC		3	30	91%	33
SOUTHEAST GEORGIA HEALTH SYSTEM, INC		28	5	15%	33
RESIDENCE AT BAY VUE		31	2	6%	33
HARBOUR ISLAND PEDIATRICS		23	10	30%	33
HUNTINGTON STATION URGENT CARE		32	1	3%	33
VETERANS HOME		1	32	97%	33
Consulate Health Care of Orange Park		27	6	18%	33
WESTWOOD NURSING AND REHABILITATION		28	5	15%	33
EVERLYWELL		19	14	42%	33
VETERAN AFFAIRS MEDICAL CENTER - JAMES J PETERS		30	3	9%	33
SYNIVERSE WELLNESS CENTER		27	5	16%	32
HEARTLAND PEDIATRIC ASSOCIATES		25	7	22%	32
COLORADO DEPARTMENT OF HEALTH LABORATORY SERVICES DIVISION			32	100%	32
FLORIDA ENDOSCOPY & SURGERY CTR LLC		32			32
MEDEMERGE		30	2	6%	32
ADVANCED URGENT CARE		12	20	63%	32
CERON PEDIATRICS & INTEGRATIVE MEDICIN		32			32
MADISON POINTE CARE CENTER		32			32
COLORADO DEPARTMENT OF PUBLIC HEALTH AND ENVIRONMENT			32	100%	32
CARE CENTERS OF NASSAU LLC MINER ROAD NORTH		32			32
UNION CHD		29	3	9%	32
OPIS COQUINA CENTER		32			32
LAKE MARY - STIRLING CENTER SUITE 202			32	100%	32
Heartland Health Care Center North Sarasota		18	14	44%	32
PASSPORT HEALTH ORLANDO		32			32
ENCOMPASS HEALTH REHABILITATION		30	2	6%	32
CARDIOLOGY AND MEDICINE ASSOCIATES INC		31	1	3%	32
WOMENS CARE FLORIDA LABORATORY		25	7	22%	32
IPSUM DIAGNOSTICS		3	29	91%	32
TREASURE ISLE LLC		32			32
MEDPEDS ASSOCIATES OF SARASOTA PA		29	3	9%	32
BAYSIDE LABORATORIES INC		32			32
ACCESS 365 URGENT CARE		10	22	69%	32
WESTMINSTER ST AUGUSTINE		32			32
STEINHATCHEE DRUGS		26	6	19%	32
ENT AND ALLERGY ASSOCIATES OF FLORIDA LLC		30	1	3%	31

COVID-19: testing by laboratory

Data through Apr 25, 2021 verified as of Apr 26, 2021 at 09:25 AM

Data in this report are provisional and subject to change.

The numbers in the table below represent the number of Florida and non-Florida residents for whom test results were received by the Department of Health. A person can be tested by more than one laboratory and can have both positive and negative results. **Therefore, the sum of the numbers in each column will be larger than the total number of people tested.**

Reporting lab	Inconclusive	Negative	Positive	Percent positive	Total
VENICE REGIONAL BAYFRONT HEALTH			31	100%	31
LPG PRIMARY CARE AT BONITA BAY LIFESTYLE CENTER		28	3	10%	31
MINUTECLINIC DIAGNOSTIC OF RHODE ISLAND, LLC #212		31			31
FAMILY CARE PARTNERS URGENT CARE LLC		25	6	19%	31
CHIPOLA MEDICAL ASSOCIATES		11	20	65%	31
MARTHA'S HOUSE & ASSISTED LIVING FACILITY		31			31
CANCER RESEARCH LAB, BOB JONES UNIVERSITY		29	2	6%	31
PREMIER URGENT CARE CENTER LLC			31	100%	31
UR CARE FAMILY AND SPORTS MEDICINE			31	100%	31
HEALTH FIRST - VIERA HOSPITAL		1	30	97%	31
MIGUEL E TREVINO MD PA		27	4	13%	31
FLORIDA MEDICAL CL ODOM TPA		17	14	45%	31
SANFORD PEDIATRIC ASSOCIATES, PA		28	3	10%	31
COLLIER ANESTHESIA PAIN LLC		31			31
STUART REHABILITATION AND HEALTHCARE		15	16	52%	31
Wiregrass Rehabilitation Center and Nursing Home		28	3	10%	31
OAKMONTE VILLAGE		30	1	3%	31
COUNTY OF LOS ANGELES			31	100%	31
MIDNIGHT MEDICINE			31	100%	31
ADVENTHEALTH MEDICAL GROUP FAMILY MEDICINE AT RDV		31			31
UNIPATH		24	7	23%	31
MICHAEL J D'AMBROSE MD PA		29	2	6%	31
PERDIDO URGENT CARE		1	30	97%	31
NORTH PINELLAS CHILDRENS MEDICAL CENTER			31	100%	31
LabCorp L#09258130 M#09258125		12	19	61%	31
TAMPA URGENT CARE			31	100%	31
REGENCY PARK ASSISTED LIVING FACILITY		29	2	6%	31
BUREAU OF PUBLIC HEALTH	1	10	20	65%	31
DISCOVERY COMMONS AT BRADENTON		31			31
LEE COMMUNITY HEALTHCARE INC CAPE CORAL		30	1	3%	31
CARLOS F FUSTER MD PA		29	2	6%	31
ORLANDO FAMILY MEDICINE		14	17	55%	31
CITY OF NAPLES FIRE RESCUE		27	4	13%	31
STATCARE URGENT & WALK IN MEDICAL CARE		27	4	13%	31
AMERICAN ESOTERIC LABORATORIES		15	16	52%	31
MINUTECLINIC, LLC #4230		26	4	13%	30
COOPER HEALTHCARE		27	3	10%	30
ST PETER'S BENDER LABORATORY		29	1	3%	30
HOLIDAY MEDICAL ASSOCIATES		4	26	87%	30
LAKELAND NURSING AND REHABILITATION CENTER			30	100%	30
CVS NC3516POCT WINSTON SALEM		26	4	13%	30
WILLAMETTE VALLEY TOXICOLOGY LLC		28	2	7%	30
JOSEPH SCHENKER MD PC DBA CENTERS URGENT		26	4	13%	30
SPRINGWOOD COURT		25	5	17%	30
BOCA BIOLISTIC REFERENCE LAB			30	100%	30
Grand Villa of Dunedin		24	6	20%	30
FORT VALLEY STATE UNIVERSITY		29	1	3%	30

COVID-19: testing by laboratory

Data through Apr 25, 2021 verified as of Apr 26, 2021 at 09:25 AM

Data in this report are provisional and subject to change.

The numbers in the table below represent the number of Florida and non-Florida residents for whom test results were received by the Department of Health. A person can be tested by more than one laboratory and can have both positive and negative results. **Therefore, the sum of the numbers in each column will be larger than the total number of people tested.**

Reporting lab	Inconclusive	Negative	Positive	Percent positive	Total
JACKSONVILLE PEDIATRICS		19	11	37%	30
AMEERAH LABS			30	100%	30
ORLANDO ORTHOPAEDIC CENTER		28	2	7%	30
CLINCLOUD, LLC			30	100%	30
MINUTECLINIC, LLC #08366		25	5	17%	30
ENGLEWOOD HOSPITAL AND MEDICAL CENTER		25	5	17%	30
JOSEF SCHENKER MD PC DBA CENTERS URGENT		28	2	7%	30
A LILIKO'I PHARMACY LLC		27	3	10%	30
ADVENT HEALTH PRIMARY CARE PLUS, WINTER GARDEN		26	4	13%	30
SANITAS		4	26	87%	30
THE TERRACE AT IVY ACRES ALF		11	19	63%	30
JOSEF SCHENKER MD PC		30			30
DAVID LAWRENCE CENTER		26	4	13%	30
HERITAGE WATERSIDE		27	3	10%	30
WIREGRASS CLINIC LLC		24	6	20%	30
BOCA SIMON LAB		1	29	97%	30
OAK HARBOR ASSISTED LIVING FACILITY		27	3	10%	30
BAPTIST PRIMARY BLACK CREEK SOUTH			30	100%	30
TALLAHASSEE DEVELOPMENTAL CENTER☐		28	2	7%	30
Okeechobee Health Care Facility		16	14	47%	30
RAINBOW PEDIATRICS		1	29	97%	30
GRAND LIVING AT LAKEWOOD RANCH		29	1	3%	30
P4CLINICAL	3	2	25	83%	30
CENTER ONE SURGERY CENTER		24	6	20%	30
RENAISSANCE SENIOR LIVING	1	28			29
PBSO WEST PALM FAMILY PRACTICE		1	28	97%	29
BROOKWOOD BAPTIST MEDICAL CENTER		28	1	3%	29
ROBERT H JENKINS JR VETERANS' DOMICILIARY HOME OF		26	3	10%	29
COMPREHENSIVE CHILDCARE		23	6	21%	29
INTERIM HEALTHCARE OF NORTHWEST FLORIDA INC		27	2	7%	29
PANCARE HEALTH - BONIFAY K-8			29	100%	29
UCLA HEALTHCARE CLINICAL LABS		23	6	21%	29
PRO HEALTH HARMONY		29			29
VIRTUA		25	4	14%	29
CVS NC7047POCT DURHAM		29			29
NEMOURS CHILDRENS CLINIC		22	7	24%	29
SUNTREE INTERNAL MEDICINE		29			29
PINELLAS 1 HOME HEALTH CARE CORP		28	1	3%	29
TOTTENVILLE CIRCLE URGENT CARE		29			29
GOOD SAMARITAN HOSPITAL LABORATORY		26	3	10%	29
CDC		17	12	41%	29
GERALD J KIVETT MD		26	3	10%	29
PALMS, THE		29			29
CHILDREN'S MEDICAL CENTER			29	100%	29
ENCORE AT BOCA RATON, THE			29	100%	29
MAYO CLINIC JACKSONVILLE		4	25	86%	29
GEORGIA HEART CENTER (MSC 53), NAVICEN		27	2	7%	29

COVID-19: testing by laboratory

Data through Apr 25, 2021 verified as of Apr 26, 2021 at 09:25 AM

Data in this report are provisional and subject to change.

The numbers in the table below represent the number of Florida and non-Florida residents for whom test results were received by the Department of Health. A person can be tested by more than one laboratory and can have both positive and negative results. **Therefore, the sum of the numbers in each column will be larger than the total number of people tested.**

Reporting lab	Inconclusive	Negative	Positive	Percent positive	Total
STEWARD MELBOURNE HOSPITAL			29	100%	29
TIFFANY LAKE CARE CENTERS INC		28	1	3%	29
UNIV OF ROCHESTER-STRONG MEMORIAL HOSP		28	1	3%	29
CAPE CORAL HOSPITAL ABG LABORATORY		16	13	45%	29
DUVAL COUNTY HEALTH DEPARTMENT		29			29
PALM GARDEN OF JACKSONVILLE		27	2	7%	29
UNIVERSITY OF ILLINOIS VETERINARY DIAG	1	27	1	3%	29
ST VINCENTS AMBULATORY CARE INC DBA		26	3	10%	29
PARK WEST MEDICAL CENTER		27	1	4%	28
NATIONAL MENTOR HEALTHCARE LLC			28	100%	28
WALGREENS_PEMBROKE PINES		21	7	25%	28
EDEN AT CRESTVIEW		12	16	57%	28
BROOKDALE UNIVERSITY HOSPITAL		26	2	7%	28
KEY PRIMARY CARE			28	100%	28
FIRST CHOICE PEDIATRICS LOOP		25	3	11%	28
GADSDEN COUNTY HEALTH DEPARTMENT		22	6	21%	28
ACTIVE SENIOR LIVING		26	2	7%	28
BROWARD HEALTH IMPERIAL POINT NURSING			28	100%	28
LEE COMMUNITY HEALTHCARE INC NORTH FORT MYERS		28			28
MINUTECLINIC DIAGNOSTIC OF TN PC #6435		25	3	11%	28
MONTEFIORE NEW ROCHELLE HOSPITAL		25	3	11%	28
Cleveland Clinic Laboratories		4	24	86%	28
ROSLYN URGENT CARE		27	1	4%	28
HENDRY REGIONAL CORPORATE HEALTH			28	100%	28
SOMA MEDICAL CENTER # 4		5	23	82%	28
PORT ST LUCIE HOSPITAL		25	3	11%	28
BROOKDALE PHILLIPPI CREEK			28	100%	28
ECC PEDIATRICS		28			28
BIG BEND HOSPICE INC		28			28
URGENT CARE CENTER			28	100%	28
KIVA AT CANTERBURY, LLC		28			28
ORANGE PEDIATRICS			28	100%	28
CHILDRENS MEDICAL CENTER			28	100%	28
ASTORIA HEALTH AND REHABILITATION CENTER		27	1	4%	28
GILBERT MEDICAL GROUP		26	2	7%	28
DSI MANAGEMENT LLC		28			28
ADVENT HEALTH MEDICAL GROUP- FAMILY MEDICINE AT DR. PHILIPS		23	5	18%	28
GRAND VILLA OF BOYNTON BEACH		27	1	4%	28
MARION PEDIATRICS PA		21	7	25%	28
MED LABS DIAGNOSTICS		11	17	61%	28
WEST BROWARD CARE CENTER		24	4	14%	28
FAMILY CARE PARTNERS		18	10	36%	28
LAKE PLACID HEALTH AND REHABILITATION		1	27	96%	28
LPG PRIMARY CARE AT COLONIAL CENTER DRIVE		24	4	14%	28
EXPRESS CARE OF BELLEVIEW		27			27
Clearwater Center		13	14	52%	27
VICK STREET MANOR		27			27

COVID-19: testing by laboratory

Data through Apr 25, 2021 verified as of Apr 26, 2021 at 09:25 AM

Data in this report are provisional and subject to change.

The numbers in the table below represent the number of Florida and non-Florida residents for whom test results were received by the Department of Health. A person can be tested by more than one laboratory and can have both positive and negative results. **Therefore, the sum of the numbers in each column will be larger than the total number of people tested.**

Reporting lab	Inconclusive	Negative	Positive	Percent positive	Total
RAYMOND BASRI MD		25	2	7%	27
MINUTECLINIC DIAGNOSTIC OF TEXAS		23	4	15%	27
EMORY BENNETT VETERANS NURSING HOME	1	26			27
PHYSICIANS CARE		23	4	15%	27
CARENOW - DOWNTOWN NORTH GULCH		25	2	7%	27
GASTROENTEROLOGY ASSOCIATES OF PENSACOLA PA		23	4	15%	27
Summit Medical Group Westfield Lab		24	3	11%	27
HUNT CLUB PEDIATRIC ASSOCIATES LLC		22	5	19%	27
1 TOUCH TOTALCARE SOLUTIONS		24	3	11%	27
MEDEXPRESS URGENT CARE - BLOOMINGTON		23	4	15%	27
SHORE MEMORIAL HOSPITAL		24	3	11%	27
MINUTECLINIC DIAGNOSTIC OF ILLINOIS L		21	6	22%	27
MINUTECLINIC, LLC, DBA MINUTECLINIC #2544		26	1	4%	27
MINIMALLY INVASIVE VASCULAR INC		25	2	7%	27
SUMMIT MEDICAL GROUP - 75 E NORTHFIELD		22	5	19%	27
BROOKDALE SOUTHPOINT			27	100%	27
VASSAR BROTHERS MEDICAL CENTER LABORATORY		25	2	7%	27
THE COMMONWEALTH OF MASSACHUSETTS		1	26	96%	27
PEDIATRICS IN BREVARD-COCOA BEACH		22	5	19%	27
CANTON-POTSDAM HOSPITAL LABORATORY		26	1	4%	27
MINUTECLINIC DIAGNOSTIC OF TN, PC 374		23	4	15%	27
HEALTHPARK MEDICAL CENTER ABG LAB		26	1	4%	27
UTAH DEPARTMENT OF HEALTH			27	100%	27
SUNCOAST LABS			27	100%	27
ACCESS HEALTH CARE PHYSICIANS LLC		10	17	63%	27
NTD EUROFINS ATLANTA		26	1	4%	27
EPIC REFERENCE LABS INC			27	100%	27
DIXIE COUNTY HEALTH DEPARTMENT		18	9	33%	27
HOWARD BEACH URGENT CARE		25	2	7%	27
LOOP PEDIATRICS		22	5	19%	27
URGENT FAMILY CARE INC		24	3	11%	27
LEXINGTON PLACE SENIOR LIVING COMMUNITY		27			27
ADVENT HEALTH MEDICAL GROUP FAMILY AND INTERNAL MEDICINE AT AVALON PAR		24	3	11%	27
MINUTECLINIC DIAGNOSTIC OF PENNSYLVANI		25	2	7%	27
SPANISH RIVER HIGH SCHOOL ESE		23	4	15%	27
ATRIA LADY LAKE		27			27
MINUTECLINIC DIAGNOSTIC OF TN PC #378		23	3	12%	26
GUIDEWELL EMERGENCY MEDICINE DOCTORS LLC #33		17	9	35%	26
PALMETTO PEDIATRICS			26	100%	26
CVA MINUTE CLINIC DIAGNOSTIC OF VIRGINIA, LLC		25	1	4%	26
DARDEN WELLNESS CENTER		23	3	12%	26
PALM BEACH COUNTY FIRE RESCUE		24	2	8%	26
EXPRESS FAMILY CARE LLC		11	15	58%	26
PIEDMONT HOSPITAL CLINICAL LABORATORY		24	2	8%	26
LAKES DIALYSIS CENTER INC			26	100%	26
COASTAL SKIN SURGERY AND DERMATOLOGY		18	8	31%	26
FORT SANDERS REGIONAL LABORATORY		26			26

COVID-19: testing by laboratory

Data through Apr 25, 2021 verified as of Apr 26, 2021 at 09:25 AM

Data in this report are provisional and subject to change.

The numbers in the table below represent the number of Florida and non-Florida residents for whom test results were received by the Department of Health. A person can be tested by more than one laboratory and can have both positive and negative results. **Therefore, the sum of the numbers in each column will be larger than the total number of people tested.**

Reporting lab	Inconclusive	Negative	Positive	Percent positive	Total
OAKTREE HEALTHCARE			26	100%	26
ADVENT HEALTH PARTIN SETTLEMENT HEALTH PARK		18	8	31%	26
WESTPAC LABS INC	1	14	11	42%	26
THE MINIER URGENT CARE		20	6	23%	26
COMMUNITY HEALTH OF SOUTH FLORIDA			26	100%	26
COASTAL COMPLETE CARE		12	14	54%	26
ABL MEDICAL CARE LLC			26	100%	26
PULMONARY SPECIALISTS OF THE PALM BEACHES		16	10	38%	26
MINUTE CLINIC DIAGNOSTIC OF TEXAS, LLC		23	3	12%	26
NEWYORK-PRESBYTERIAN/ LAWRENCE HOSPITAL LABORATORY		23	3	12%	26
TREEHOUSE PEDIATRICS & FAMILY CARE		26			26
WAKULLA COUNTY HEALTH DEPARTMENT		12	14	54%	26
EAST HILL MEDICAL GROUP		17	9	35%	26
GRAND VILLA OF DELRAY EAST		26			26
MAGNOLIA PEDIATRICS		4	22	85%	26
WELLMED AT PLANT CITY		12	14	54%	26
DELRAY BEACH FACIAL PLASTIC SURGERY		26			26
LOT HEALTH SERVICES☐	1	25			26
ADIRONDACK MEDICAL CENTER		26			26
RJ LEE GROUP	1	23	2	8%	26
SUMMERGATE PHARMACY		24	2	8%	26
MD BEAUTY LABS, PA		24	2	8%	26
OPTIMAL CARE PEDIATRICS		7	19	73%	26
NEW YORK METHODIST HOSPITAL		22	4	15%	26
MONCRIEF ARMY HEALTH CLINIC			26	100%	26
MINUTECLINIC DIAGNOSTIC OF TN PC #6363		21	5	19%	26
GRAND VILLA OF MELBOURNE		24	2	8%	26
THE CLUB AT BOYNTON BEACH, LLC		24	2	8%	26
ARCPOINT LABS OF FORT LAUDERDALE		25	1	4%	26
JUPITER MEDICAL CENTER		1	24	96%	25
ADEPT INPATIENT MEDICAL SERVICES PC		25			25
MINUTECLINIC DIAGNOSTIC OF NORTH		22	3	12%	25
TOTAL ACCESS URGENT CARE		1	24	96%	25
GRACE COMMUNITY PHARMACY		3	22	88%	25
MADWAR		19	6	24%	25
West Gate Village, LLC		25			25
TREASURE COAST URGENT CARE			25	100%	25
MINUTECLINIC DIAGNOSTIC OF TN PC #320		17	8	32%	25
ST. CLOUD HOSPITAL		20	5	20%	25
GREEN GABLES ASSISTED LIVING FACILITY		25			25
UNIV OF NORTH ALABAMA HEALTH CENTER		22	3	12%	25
ADVENT HEALTH EXPRESS		9	16	64%	25
SOUTH FLORIDA DIALYSIS CENTER		8	17	68%	25
ADVENT HEALTH - LAKE MARY PEDIATRICS		16	9	36%	25
SUNQUEST		3	22	88%	25
WESTPAC LABS		1	24	96%	25
THE WATERMARK AT VISTAWILLA		25			25

COVID-19: testing by laboratory

Data through Apr 25, 2021 verified as of Apr 26, 2021 at 09:25 AM

Data in this report are provisional and subject to change.

The numbers in the table below represent the number of Florida and non-Florida residents for whom test results were received by the Department of Health. A person can be tested by more than one laboratory and can have both positive and negative results. **Therefore, the sum of the numbers in each column will be larger than the total number of people tested.**

Reporting lab	Inconclusive	Negative	Positive	Percent positive	Total
CVS NC7588POCT ASHEVILLE		22	3	12%	25
UNDERGROUND FREE CLINIC		24	1	4%	25
LPG PRIMARY CARE AT MATTHEW DRIVE		22	3	12%	25
PHYSICIANS STAT		3	22	88%	25
FEDERAL PRISON CAMP PENSACOLA			25	100%	25
CENTRAL FLORIDA PEDIATRIC URGENT CARE LLC		21	4	16%	25
ASURANCE SCIENTIFIC LABORATORIES		24	1	4%	25
ENCOMPASS HOME HEALTH OF THE SOUTHEAST LLC		23	2	8%	25
HALIFAX HEALTH URGENT CARE		4	21	84%	25
EDWARD S BENNETT MD PLLC		24			24
SARASOTA MEMORIAL NURSING & REHABILITATION CTR		24			24
UAH STUDENT HEALTH CENTER		17	7	29%	24
WESTMINSTER WOODS ON JULINGTON CREEK		22	2	8%	24
HEALTH MED CENTERS		24			24
FLORIDA MEDICAL CLINIC - NEW TAMPA		19	5	21%	24
LABORATORY DYNAMICS		20	4	17%	24
STATE LAB		2	22	92%	24
PALMS MEDICAL GROUP - LAKE CITY WEST		3	21	88%	24
INNOVATIVE RESEARCH OF WEST FLORIDA		21	3	13%	24
MORTON PLANT NORTH BAY HOSPITAL			24	100%	24
LAKE NONA MEDICAL SERVICES		16	8	33%	24
MADISON COUNTY MEMORIAL HOSP		12	12	50%	24
SENIOR HEALTH OF WINTER PARK DUNDEE		24			24
HERITAGE OAKS ASSISTED LIVING & MEMORY CARE		20	4	17%	24
ST ELIZABETH MEDICAL CENTER LABORATORY		21	3	13%	24
ROWLETT MIDDLE ACADEMY		22	2	8%	24
SOUTH NASSAU COMMUNITIES HOSPITAL		20	4	17%	24
ATRIA AT ST JOSEPHS		24			24
MED PLUS FLORENCE		20	4	17%	24
South Heritage Health and Rehab		24			24
ALAN SERURE MD		24			24
WELLNOW URGENT CARE		23	1	4%	24
PRIME CARE ONE LLC/HARBORCHASE OF VENICE			24	100%	24
JUST FOR KIDS PEDIATRICS		5	19	79%	24
PACIFICA SENIOR LIVING FORT MYERS		15	9	38%	24
VA MEDICAL CENTER			24	100%	24
TARPON BAYOU CENTER			24	100%	24
BETHESDA HEALTH PHYSICIAN GROUP INC			24	100%	24
RAINBOW PEDIATRIC CENTER		2	22	92%	24
FINLAY C. LABORATORY		4	20	83%	24
PHYSICIANS PRIMARY CARE OF SW FLORIDA PL		24			24
A PLUS FAMILY URGENT CARE			24	100%	24
LIFELINK TISSUE BANK D/B/A LIFELINK TISSUE BANK		20	4	17%	24
PASSPORT HEALTH OF TAMPA BAY		21	3	13%	24
BOZEMAN HEALTH DEACONESS HOSPITAL		18	6	25%	24
ST VINCENT'S EAST		22	2	8%	24
CVS NV3210POCT LAS VEGAS		21	3	13%	24

COVID-19: testing by laboratory

Data through Apr 25, 2021 verified as of Apr 26, 2021 at 09:25 AM

Data in this report are provisional and subject to change.

The numbers in the table below represent the number of Florida and non-Florida residents for whom test results were received by the Department of Health. A person can be tested by more than one laboratory and can have both positive and negative results. **Therefore, the sum of the numbers in each column will be larger than the total number of people tested.**

Reporting lab	Inconclusive	Negative	Positive	Percent positive	Total
DALE MEDICAL CENTER		19	5	21%	24
TIMBERLANE LODGE ALF	1	16	7	29%	24
MINUTECLINIC, LLC, #4160		20	4	17%	24
AVENTIS BIO-SERVICES CTL		24			24
URGENT CARE USA			24	100%	24
COURTYARDS OF ORLANDO		24			24
CL BRUMBACK PRIMARY CARE CLINIC LANTANA		2	22	92%	24
VILLAGES REHABILITATION AND NURSING CENTER		24			24
SENIOR LIVING IV SUN CITY LLC		17	7	29%	24
HENNEPIN COUNTY MEDICAL CENTER (HCMC)		13	11	46%	24
MINUTECLINIC DIAGNOSTIC OF NORTH CAROLINA PC		21	3	13%	24
DOCTORS MEDICAL CENTER OF WALTON COUNTY CLINIC			24	100%	24
MID FLORIDA PATHOLOGY LLC		23	1	4%	24
THE CHAPPEL GROUP RESEARCH		24			24
NOVANT HEALTH		18	6	25%	24
CSH LAKE ORIENTA LP		24			24
BAYFRONT HMA CONVENIENT CARE, LLC		2	22	92%	24
GRADY HEALTH SYSTEM		23			23
ADVANCED URGENT CARE CENTER		7	16	70%	23
PALM BAY FAMILY PRACTICE		6	17	74%	23
OMEGA LABORATORIES		19	4	17%	23
NEW JERSEY		22	1	4%	23
CORE LABORATORY		1	22	96%	23
MARQUES PEDIATRICS			23	100%	23
MAITLAND PRIMARY CARE		9	14	61%	23
ESOTERIX GENETIC LABORATORIES		17	6	26%	23
WUESTHOFF MEDICAL CENTER-MELBOURNE			23	100%	23
GILCHRIST COUNTY JAIL		21	2	9%	23
WOODHOUSE INC		17	6	26%	23
EGL GENETIC DIAGNOSTICS		1	22	96%	23
NORTHWEST FLORIDA COMMUNITY HOSPITAL 3RD FLOOR		21	2	9%	23
CARESPOT		2	21	91%	23
FLUSHING HOSPITAL MEDICAL CENTER		19	4	17%	23
FAST PACE MEDICAL CLINIC PLLC		21	2	9%	23
COMMONWEALTH OF MASSACHUSETTS			23	100%	23
TREEHOUSE PEDIATRICS		19	4	17%	23
ISLAND COAST PEDIATRICS PA		22	1	4%	23
BAYFRONT FAMILY HEALTH CENTER		3	20	87%	23
REGENEXX TAMPA BAY		20	3	13%	23
SELECT PHYSICIANS ALLIANCE PL		23			23
UF HEALTH NORTH JACKSONVILLE			23	100%	23
PRIMECARE AT PORT ORANGE		4	19	83%	23
WELLMED AT LAKE COPELAND		17	6	26%	23
NOBLE SENIOR LIVING		3	20	87%	23
FLORENCE J HUNT STUDENT WELLNESS CENTER - HEALTH SERVICES (ABBOTT)		23			23
LAKEVIEW HEALTH CARE SYSTEMS		9	14	61%	23
COASTAL FAMILY PRACTICE		15	8	35%	23

COVID-19: testing by laboratory

Data through Apr 25, 2021 verified as of Apr 26, 2021 at 09:25 AM

Data in this report are provisional and subject to change.

The numbers in the table below represent the number of Florida and non-Florida residents for whom test results were received by the Department of Health. A person can be tested by more than one laboratory and can have both positive and negative results. **Therefore, the sum of the numbers in each column will be larger than the total number of people tested.**

Reporting lab	Inconclusive	Negative	Positive	Percent positive	Total
CHARLOTTE CHD PORT CHARLOTTE		19	4	17%	23
SONATA BOYNTON BEACH		21	2	9%	23
GLEN COVE HOSPITAL		23			23
UNIVERSITY HILLS HEALTH AND REHABILITATION CENTER		18	5	22%	23
EMORY CRAWFORD LONG HOSPITAL LABORATOR		20	3	13%	23
STEWARD MEDICAL GROUP INC			23	100%	23
ROSS MEDICAL GROUP			23	100%	23
CVS NC4165POCT BREVARD		14	8	36%	22
Wesley Place on Honeysuckle		20	2	9%	22
SEBRING PEDIATRICS LLC			22	100%	22
SOLE HEALTH LLC		22			22
ERIC C MARSHAL MD, PC DBA MINUTECLINIC		21	1	5%	22
ROCKLEDEGE REGIONAL MEDICAL CENTER		17	5	23%	22
FORT PIERCE FAMILY CARE INC		16	6	27%	22
FLORIDA PEDIATRICS		6	16	73%	22
TEN HEALTHCARE		6	16	73%	22
SOUTH CAROLINA DEPARTMENT OF HEALTH			22	100%	22
APOLLO SURGERY CENTER		20	2	9%	22
TEXAS DEPARTMENT OF STATE HEALTH SERVICES		3	19	86%	22
ST VINCENT'S URGENT CARE		19	3	14%	22
MORRIS PARK URGENT CARE		19	3	14%	22
MEDI STATION			22	100%	22
49D2045214PHYSICIAN OFFICE WAIVER MEDEXPRESS URGENT CARE - HARRISONBU		13	9	41%	22
TRINITY MEDICAL ASSOCIATES LLC			22	100%	22
MINUTECLINIC MINUTECLINIC #8746		21	1	5%	22
NEW YORK PRESBYTERIAN - ALLEN HOSPITAL		22			22
OLIVE BRANCH HEALTH AND REHABILITATION CENTER			22	100%	22
FLORIDA HOSPITAL LABS		12	10	45%	22
SEAGRASS VILLAGE			22	100%	22
YUSRA MEDICAL ASSOCIATES PA		16	6	27%	22
MORNINGSIDE MANOR & VILLA ADULT CARE C		22			22
VISTACARE PHARMACY I		19	3	14%	22
PRIMARY CARE SPECIALISTS OF ORLANDO LLC		17	5	23%	22
OCEANSIDE URGENT CARE		22			22
MINUTECLINIC DIAGNOSTIC PA		19	3	14%	22
EBEIDS MD PEDIATRICS		19	3	14%	22
ORANGE REGIONAL MEDICAL CENTER LABORATORY		17	5	23%	22
KELLY'S ASSISTED LIVING FACILITY		22			22
BASSETTI & ASSOCIATES, MD, PA			22	100%	22
PALM BEACH GARDENS MEDICAL CENTER			22	100%	22
FAMILY AND AFTER HOURS CARE		22			22
ELAN SPANISH SPRINGS		4	18	82%	22
DIACARTA INC.		22			22
PULSE MEDICAL GROUP INC			22	100%	22
ADVANCED HEALTHCARE ASSOCIATES		20	2	9%	22
BROOKDALE WEST BOYNTON BEACH		22			22
MOBILE DIVISION LABORATORY		7	15	68%	22

COVID-19: testing by laboratory

Data through Apr 25, 2021 verified as of Apr 26, 2021 at 09:25 AM

Data in this report are provisional and subject to change.

The numbers in the table below represent the number of Florida and non-Florida residents for whom test results were received by the Department of Health. A person can be tested by more than one laboratory and can have both positive and negative results. **Therefore, the sum of the numbers in each column will be larger than the total number of people tested.**

Reporting lab	Inconclusive	Negative	Positive	Percent positive	Total
OHIO CVS STORES, LLC DBA		19	3	14%	22
BAYCARE MEDICAL GROUP INC			22	100%	22
GLEN OAKS URGENT CARE		20	2	9%	22
MARATHON HEALTH FOR LIFE		19	3	14%	22
BAPTIST PEDIATRICS		18	4	18%	22
HOPE HEALTHCARE		22			22
LAKEWOOD RANCH MEDICAL CENTER CLINICAL LAB			22	100%	22
Sovereign Laboratory Services, LLC		19	3	14%	22
PEDIATRIC ASSOCIATES PA		17	4	19%	21
WACO HHSSURGEWACO	1	17	3	14%	21
ORANGE PARK PEDIATRIC ASSOCIATES		10	11	52%	21
ESTATES MEDICAL CENTER		12	9	43%	21
HARLEM HOSPITAL CENTER		20	1	5%	21
PRIMECARE OF DOTHAN-DALEVILLE CLINIC		16	5	24%	21
AEGIS MEDICAL GROUP, LLC		21			21
MEDEXPRESS URGENT CARE - SEMINOLE SQUA		19	2	10%	21
MARQUESA MEDICAL		18	3	14%	21
INTERNATIONAL MEDICAL LABORATORY INC		21			21
CONNECTDX		6	15	71%	21
ST JUDE CHILDRENS RESEARCH HOSPITAL		21			21
POINT OF CARE CLINICS PRIMARY CARE		20	1	5%	21
Z UROLOGY		21			21
GRACE WELLNESS CENTER		8	13	62%	21
USCG AIR STATION CLEARWATER CLINIC		20	1	5%	21
THE VILLAGES HEALTH		12	9	43%	21
ARDEN COURTS OF WINTER SPRINGS		18	3	14%	21
Citymd Of Lacey		18	3	14%	21
MIAMI BEACH MEDICAL GROUP			21	100%	21
NAVAL MEDICAL CENTER SAN DIEGO			21	100%	21
MINUTECLINIC LLC #4449		19	2	10%	21
MINUTE-CLINIC DIAGNOSTIC OF VIRGINIA		17	4	19%	21
CVS MINUTE CLINIC DIAGNOSTIC OF TEXAS LLC		17	4	19%	21
MINUTECLINIC DIAGNOSTICS MEDICAL GROUP		20	1	5%	21
CARENOW URGENT CARE-BRENTWOOD		15	6	29%	21
UPMC CHAUTAUQUA AT WCA LABORATORY		20	1	5%	21
GRAND VILLA OF SARASOTA		20	1	5%	21
TENNESSEE DEPARTMENT OF HEALTH		15	6	29%	21
JEFFERSON K-12, A SOMERSET SCHOOL- CLINIC		17	4	19%	21
OHSU MOLECULAR MICROBIOLOGY LAB		20	1	5%	21
CLINICAL PATHOLOGY LABORATORIES SOUTHEAST			21	100%	21
GUARDANT HEALTH		15	6	29%	21
WALGREENS #04618		18	3	14%	21
DOC PAM PA		20	1	5%	21
CITY OF CLEARWATER EMPLOYEE HEALTH CENTER		10	11	52%	21
ROCKLEDGE FAMILY HEALTH			21	100%	21
LAKE HOWARD HEIGHTS	1	18	2	10%	21
RHODE ISLAND DEPARTMENT OF HEALTH			21	100%	21

COVID-19: testing by laboratory

Data through Apr 25, 2021 verified as of Apr 26, 2021 at 09:25 AM

Data in this report are provisional and subject to change.

The numbers in the table below represent the number of Florida and non-Florida residents for whom test results were received by the Department of Health. A person can be tested by more than one laboratory and can have both positive and negative results. **Therefore, the sum of the numbers in each column will be larger than the total number of people tested.**

Reporting lab	Inconclusive	Negative	Positive	Percent positive	Total
COLUMBIA MEMORIAL HOSPITAL		21			21
PRIMARY CARE MEDICINE	1	13	6	30%	20
BAPTIST MEDICAL GRP URGENT CARE & OCC HEALTH AIRPO		20			20
CVS HEALTH, #3396		18	2	10%	20
ODYSSEY HEALTHCARE OF MARION COUNTY, LLC		19	1	5%	20
Floral Health and Rehabilitation, LLC		19	1	5%	20
STATEN ISLAND UNIVERSITY HOSPITAL		19	1	5%	20
PONCE PLAZA NURSING & REHAB CENTER		4	16	80%	20
CLEVELAND CLINIC FLORIDA		1	19	95%	20
MINUTECLINIC, LLC #4507		18	2	10%	20
WINSHIPS PHARMACY INC		20			20
VIERA FAMILY MEDICINE AND WELLNESS		16	4	20%	20
ADVENT HEALTH - KISSIMMEE		6	14	70%	20
TGH MEDICAL GROUP LABORATORY CARROLLWOOD			20	100%	20
GOOD SAMARITAN SOCIETY OF DAYTONA		16	4	20%	20
AUBURN COMMUNITY HOSPITAL		18	2	10%	20
MCWHORTER SCHOOL OF PHARMACY		20			20
URGENT TEAM		17	3	15%	20
WINTER PARK FAMILY PRACTICE LLC		17	3	15%	20
BEST MEDICAL CENTER		11	9	45%	20
CONSOLIDATED LAB SERVICES		10	10	50%	20
MINUTECLINIC DIAGNOSTIC OF MICHIGAN PC		19	1	5%	20
BAY PEDIATRICS PA		18	2	10%	20
HEALTHY MINORS, LLC.		20			20
MINUTECLINIC DIAGNOSTIC OF TN PC #566		16	4	20%	20
SARNO FAMILY PRACTICE		7	13	65%	20
CARESPOT OF NOCATEE		1	19	95%	20
MINUTECLINIC DIAGNOSTIC OF RHODE ISLAND, LLC #590		19	1	5%	20
FIRST CHOICE PEDIATRICS WINTER SPRINGS		15	5	25%	20
ANYTIME LAB, LLC		18	2	10%	20
THRIF-T DRUGS INC		18	2	10%	20
DEPT OF VA MEDICAL CENTER - BAY PINES			20	100%	20
GENTIVA HEALTH SERVICES		18	2	10%	20
KIDSWOOD PEDIATRICS CORP		6	14	70%	20
BROWNE MEDICAL		18	2	10%	20
ORLANDO FAMILY PHYSICIANS INC		14	6	30%	20
SHELBY BAPTIST MEDICAL CENTER		15	5	25%	20
JOINT AMBULATORY CARE CENTER		20			20
THE CANOPY AT HARPER LAKE	1		19	95%	20
NORTHEAST GEORGIA MEDICAL CENTER		20			20
CITY OF SANFORD EMPLOYEE HEALTH AND		19	1	5%	20
BROOKDALE MANDARIN CENTRAL		7	13	65%	20
LAKE WORTH MANOR		19	1	5%	20
MEDICAL EXPRESS CORP		18	2	10%	20
WALGREENS #04569		19	1	5%	20
PROFESSIONAL PARK PEDIATRICS PA			20	100%	20
HELIX DIAGNOSTICS			20	100%	20

COVID-19: testing by laboratory

Data through Apr 25, 2021 verified as of Apr 26, 2021 at 09:25 AM

Data in this report are provisional and subject to change.

The numbers in the table below represent the number of Florida and non-Florida residents for whom test results were received by the Department of Health. A person can be tested by more than one laboratory and can have both positive and negative results. **Therefore, the sum of the numbers in each column will be larger than the total number of people tested.**

Reporting lab	Inconclusive	Negative	Positive	Percent positive	Total
REDITUS LABORATORIES			20	100%	20
CORNER OAK ESTATE LLC		19			19
INTEGRATED FAMILY MEDICAL CENTER			19	100%	19
MINUTE CLINIC		1	18	95%	19
ANYLABTESTNOW		6	13	68%	19
NANO HEALTH ASSOCIATES LLC		19			19
BAYVIEW MEDICAL		19			19
FOX FAMILY PRACTICE		19			19
VALLEY IMMEDIATE CARE		16	3	16%	19
ALL PEDIATRIC CARE			19	100%	19
EMERALD COAST HOSPICE - CRESTVIEW		19			19
MINUTECLINIC INCORPORATE, LLC		16	3	16%	19
BIOREFERENCE LABORATORIES		7	12	63%	19
CARE POINT HEALTH & WELLNESS CENTER		19			19
PATIENTS CHOICE LAB OF IND, LLC		16	3	16%	19
GOOD SAMARITAN MEDICAL CENTER			19	100%	19
CARESPOT EXPRESS HEALTHCARE			19	100%	19
STONE WASH CLINICAL LABORATORIES		2	17	89%	19
ST. JUDES LABORATORIES		13	6	32%	19
LOVING CARE OF THE TREASURE COAST LLC	1	13	5	26%	19
ST ANTHONY'S HOSP PATIENT CARE SERVICE			19	100%	19
MAIMONIDES MEDICAL CENTER		16	3	16%	19
ROYAL PALM MEDICAL GROUP, INC		19			19
MED HEALTH SERVICES		18	1	5%	19
BAPTIST MEMORIAL HEALTH CARE		17	2	11%	19
AURORA UNIVERSITY WELLNESS CENTER		19			19
OCEAN REEF MEDICAL CENTER, LLC			19	100%	19
ADVENTIST HEALTH SYSTEM		16	3	16%	19
FLORIDA HOSPITAL WINTER GARDEN		15	4	21%	19
NO NAME		8	11	58%	19
FORT WALTON BEACH DEVELOPMENTAL CENTER		18	1	5%	19
FLORIDA COMMUNITY HEALTH CENTER OF ST. LUCIE		1	18	95%	19
J AND J VISTAKON EMPLOYEE HEALTH CENTER		18	1	5%	19
MINUTECLINIC, LLC #1586		14	5	26%	19
COMMUNITY HOME HEALTH CARE		19			19
MD PLUS URGENT CARE, LLC			19	100%	19
INTEGRATED REGIONAL LABORATORIES - LARGO			19	100%	19
STAT MEDICAL CLINIC III INC		13	6	32%	19
PEPIN ACADEMIES-PASCO		19			19
CAREHERE- LCS LEESBURG			19	100%	19
BARTON FAMILY PRACTICE		8	11	58%	19
SEVEN RIVERS REGIONAL MEDICAL CENTER		5	14	74%	19
FAMILY CARE CYPRESS CREEK		1	18	95%	19
CLINIC OF PEDIATRICS & GI MEDICINE INC		1	18	95%	19
CLERMONT ADVENTHEALTH CENTRA CARE		1	18	95%	19
MINUTECLINIC DIAGNOSTIC OF TEXAS LLC		17	2	11%	19
ASHRAF MEDICAL GROUP PLLC DBA PULSE M		18	1	5%	19

COVID-19: testing by laboratory

Data through Apr 25, 2021 verified as of Apr 26, 2021 at 09:25 AM

Data in this report are provisional and subject to change.

The numbers in the table below represent the number of Florida and non-Florida residents for whom test results were received by the Department of Health. A person can be tested by more than one laboratory and can have both positive and negative results. **Therefore, the sum of the numbers in each column will be larger than the total number of people tested.**

Reporting lab	Inconclusive	Negative	Positive	Percent positive	Total
BRIDGEWAY HEALTH CLINICS INC			19	100%	19
ELTINGVILLE CIRCLE URGENT CARE		18	1	5%	19
MICHELLE S PAGE MD PA		18	1	5%	19
JACKSON NORTH MEDICAL CENTER		2	17	89%	19
REGENCY SQUARE MALL - SEARS		3	16	84%	19
LAB INTERMARKET FACILITY LAB		1	18	95%	19
ST CATHERINE OF SIENA HOSPITAL		17	2	11%	19
GAMMA DIAGNOSTIC LAB LLC			19	100%	19
MINUTE CLINIC DIAGNOSTIC OF TN PC #64		18	1	5%	19
MONROE COUNTY DETENTION CENTER			19	100%	19
FORT HAMILTON URGENT CARE		18			18
CLEVELAND CLINIC			18	100%	18
ADVENTHEALTH MEDICAL GROUP PEDIATRICS AT		4	14	78%	18
PREMIUM HEALTH CARE			18	100%	18
107TH PLACE GROUP HOME		18			18
BRONSON FIRE DEPARTMENT		18			18
ADVENTHEALTH MEDICAL GROUP PEDIATRIC & ADOLESCENT		17	1	6%	18
CABOT RESERVE ON THE GREEN		18			18
COLLEGE POINT URGENT CARE		15	3	17%	18
CRANES VIEW LODGE			18	100%	18
TENDER CARE ALF		18			18
OSCEOLA ALF OPERATOR, LLC DBA□		18			18
XPRESS WELLNESS URGENT CARE			18	100%	18
MC DIAGNOSTIC OF CONNECTICUT, PC #775		17	1	6%	18
SANTA ROSA COUNTY JAIL - WELLPATH			18	100%	18
MARION COUNTY HEALTH DEPARTMENT		17	1	6%	18
MADISON CORE LABORATORIES		17	1	6%	18
MEDLAB INC		18			18
MEDEXPRESS URGENT CARE - TIMBERLAKE		16	2	11%	18
AURORA DIAGNOSTICS		6	12	67%	18
CVS MINUTE CLINIC DIAGNOSTIC OF WISCONSIN		18			18
TPCA CLINICAL LABORATORIES		15	3	17%	18
ABC PEDIATRICS OF PORT ST LUCIE		16	2	11%	18
URGENT CARE & FAMILY PRACTICE CENTER			18	100%	18
ADVENT HEALTH - WINTER HAVEN		8	10	56%	18
DAVID LAWRENCE CENTER INC		16	2	11%	18
HARTFORD HOSPITAL ANCILLARY LAB		17	1	6%	18
URGENT CARE AT LONGWOOD			18	100%	18
CITY OF LAKE MARY EMPLOYEE HEALTH CENTER		16	2	11%	18
ADVENTHEALTH MEDICAL GROUP		12	6	33%	18
DR PHILLIPS MEDICAL WELLNESS CENTER		13	5	28%	18
BERGEN NEW BRIDGE M		16	2	11%	18
BROOKDALE ST AUGUSTINE		1	17	94%	18
UM MILLER SCHOOL OF MEDICINE			18	100%	18
BAY COUNTY HEALTH DEPARTMENT		14	4	22%	18
MEDEXPRESS URGENT CARE, MOON TOWNSHIP		17	1	6%	18
CVS MINUTE CLINIC DIAGNOSTIC OF TN #6044		16	2	11%	18

COVID-19: testing by laboratory

Data through Apr 25, 2021 verified as of Apr 26, 2021 at 09:25 AM

Data in this report are provisional and subject to change.

The numbers in the table below represent the number of Florida and non-Florida residents for whom test results were received by the Department of Health. A person can be tested by more than one laboratory and can have both positive and negative results. **Therefore, the sum of the numbers in each column will be larger than the total number of people tested.**

Reporting lab	Inconclusive	Negative	Positive	Percent positive	Total
ASCENSION ST VINCENT'S PRIMARY CARE		1	17	94%	18
IONA COLLEGE HEALTH & WELLNESS CENTER		18			18
MI CASA DORADA ASSISTED LIVING FACILIT		18			18
GENERAL INTERNAL MEDICINE MEDICAL CTR CLINIC		13	5	28%	18
MC DIAGNOSTIC OF CONNECTICUT, PC #1960		18			18
ROBERT WOOD JOHNSON UNIVERSITY HOSP		16	2	11%	18
PRATTVILLE BAPTIST HOSPITAL		14	4	22%	18
INTERMOUNTAIN CENTRAL LAB		1	17	94%	18
MOORINGS PARK OAKSTONE AT GREY OAKS		17	1	6%	18
GMR EVENT SERVICES LLC DBA CROWDRX		18			18
WALGREEN EASTERN CO, INC		18			18
AVALON FAMILY RESORT ASSISTED LIVING LLC		18			18
PPD - IXLAYER		17	1	6%	18
MINUTECLINIC #8699		14	4	22%	18
MASSACHUSETTS GENERAL HOSPITAL		1	16	94%	17
PARRISH HEALTH CENTER		14	3	18%	17
LAKELAND HILLS CENTER		10	7	41%	17
DIEGO FALLON MD PA		6	11	65%	17
KIDS CARE PEDIATRICS PA			17	100%	17
COAST MED URGENT CARE		16	1	6%	17
UVMC MICROBIOLOGY		16	1	6%	17
FRUITVILLE URGENT CARE			17	100%	17
LYNN KEEFE, MD PEDIATRICS		14	3	18%	17
URGENT CARE WEST CLINIC		14	3	18%	17
SOMA MEDICAL CENTER PA			17	100%	17
BLOUNT MEMORIAL HOSPITAL		14	3	18%	17
COMPREHENSIVE CHILDCARE ASSOCIATES		9	8	47%	17
URGENT CARE OF NEW YORK		16	1	6%	17
JOHNS HOPKINS MEDICAL LABORATORIES		1	16	94%	17
CVS MINUTE CLINIC DIAGNOSTIC OF TEXAS, LLC		13	4	24%	17
MEDEXPRESS URGENT CARE - ROBINSON TWP, STEUBENVILLE PIKE		15	2	12%	17
YORKVILLE PEDIATRIC URGENT CARE		17			17
GENETIC TECHNOLOGICAL INNOVATIONS			17	100%	17
WELLINGTON FAMILY PRACTICE		13	4	24%	17
ST JOSEPH HOSPITAL		16	1	6%	17
HEALTHCARE NOW			17	100%	17
GENOTOX LABORATORIES		14	3	18%	17
MINUTECLINIC DIAGNOSTIC OF SC, LLC #2		13	4	24%	17
MEDEXPRESS URGENT CARE- MARYLAND		14	3	18%	17
UNIVERSITY OF ALABAMA - FUNGAL REFERENCE LABORATORY		12	5	29%	17
CALLAWAY CLINIC		12	5	29%	17
ALBIBI		1	16	94%	17
EAR NOSE & THROAT ASSOCIATES OF MANATEE PA		17			17
INN AT LAKE SEMINOLE SQUARE, THE		17			17
RESOLVE MOLECULAR DIAGNOSTICS		13	4	24%	17
PRIMARY CARE WALK IN CLINIC PLLC			17	100%	17
BAY BREEZE HEALTH AND REHABILITATION CENTER		9	8	47%	17

COVID-19: testing by laboratory

Data through Apr 25, 2021 verified as of Apr 26, 2021 at 09:25 AM

Data in this report are provisional and subject to change.

The numbers in the table below represent the number of Florida and non-Florida residents for whom test results were received by the Department of Health. A person can be tested by more than one laboratory and can have both positive and negative results. **Therefore, the sum of the numbers in each column will be larger than the total number of people tested.**

Reporting lab	Inconclusive	Negative	Positive	Percent positive	Total
UNIVERSITY LAB			17	100%	17
MIRIMUS INC		1	16	94%	17
SOMA MEDICAL CENTER, PA #4 FLORIDA MANGO		1	16	94%	17
WELLMED AT BRANDON REGIONAL		10	7	41%	17
MINUTECLINIC, LLC, DBA MINUTECLINIC #6		15	2	12%	17
MINUTECLINIC DIAGNOSTIC OF TN PC #6415		13	4	24%	17
UC HEALTH UNIVERSITY HOSPITAL		14	3	18%	17
MONTEFIORE ST LUKE'S CORNWALL HOSPITAL		13	4	24%	17
NONA PEDIATRIC CENTER		11	6	35%	17
MARCO DRUGS AND COMPOUNDING		13	4	24%	17
ESTATES MEDICAL CENTER INC		4	13	76%	17
CARE NOW, INC		13	4	24%	17
KIMBERLY J HENDERSON MD PC		16	1	6%	17
STARLING AT NOCATEE			17	100%	17
RIVERSIDE MEDICAL GROUP		16	1	6%	17
BROOKDALE CROWN POINT			17	100%	17
MINUTE CLINIC DIAGNOSTIC OF SOUTH CAROLINA		12	4	25%	16
INTERNAL MEDICINE LIPID AND WELNNESS PRACTICE		6	10	63%	16
NOVANT HEALTH GOHEALTH URGENT CARE-HARRISBURG		8	8	50%	16
NORTHSIDE HOSPITAL DULUTH		13	3	19%	16
SONORA QUEST LABORATORIES			16	100%	16
MORTON PLANT MEASE			16	100%	16
JS HEALTHCARE INC		16			16
PRESBYTERIAN MEDICAL SERVICES		16			16
CRUCIAL CARE		10	6	38%	16
GOOD SAMARITAN SOCIETY		16			16
FAST TRACK URGENT CARE CENTER - TYRONE			16	100%	16
GRAND VILLA OF PALM COAST		16			16
MILLENNIUM PHYSICIAN GRP LLC NAPLES PINE RIDGE			16	100%	16
KETAMINE HEALTH CENTERS AT BONITA SPRINGS, LLC		16			16
DAVITA DIALYSIS		4	12	75%	16
HAWTHORNE INN OF LAKELAND		16			16
WELLSTAR NORTH FULTON HOSPITAL LABORAT		15	1	6%	16
PANAMA CITY VITAS HOSPICE		16			16
PRO HEALTH FAMILY PHYSICIANS, NYSTROM		16			16
SRMC AVALON		9	7	44%	16
TINA'S ASSISTED LIVING FACILITY CORP		16			16
HODGES CLUSTER		2	14	88%	16
OKEECHOBEE HEALTHCARE FACILITY			16	100%	16
HUNTINGTON URGENT CARE		15	1	6%	16
UNIVERSITY OF MIAMI MILLER SCHOOL			16	100%	16
FLORIDA MEDICAL ASSOCIATES LLC		9	7	44%	16
PROMEDICA LABORATORIES		11	5	31%	16
XERA MED RESEARCH			16	100%	16
MINNEOLA PLACE A HOMEBRIDGE COMMUNITY		16			16
INTERNAL MEDICINE ASSOCIATES & SPECIALTIES INC		15	1	6%	16
TMH FSU RAPID LABORATORY		2	14	88%	16

COVID-19: testing by laboratory

Data through Apr 25, 2021 verified as of Apr 26, 2021 at 09:25 AM

Data in this report are provisional and subject to change.

The numbers in the table below represent the number of Florida and non-Florida residents for whom test results were received by the Department of Health. A person can be tested by more than one laboratory and can have both positive and negative results. **Therefore, the sum of the numbers in each column will be larger than the total number of people tested.**

Reporting lab	Inconclusive	Negative	Positive	Percent positive	Total
JOSEPH MIGNOGNA		13	3	19%	16
NORTHWEST FLORIDA SLEEP		1	15	94%	16
NORTHERN WESTCHESTER HOSPITAL LABORATORY		14	2	13%	16
URGENT CARE CLINIC OF LINCOLN		14	2	13%	16
SUFFRIDGE DRIVE GROUP HOME		16			16
HUDSON VALLEY HOSPITAL CENTER LABORATORY		15	1	6%	16
BVL PEDIATRICS		14	2	13%	16
MEDEXPRESS URGENT CARE LEWISBURG		15	1	6%	16
ST AUGUSTINE PLANTATION		1	15	94%	16
CVS PHARMACY		1	15	94%	16
UNAVAILABLE/UNKNOWN/NO INFORMATION FOUND			16	100%	16
CENTRAL JERSEY URGENT CARE OF EATONTOW		15	1	6%	16
BONIFAY NURSING AND REHABILITATION CENTER			16	100%	16
CVS NC2357POCT HUNTERSVILLE		14	2	13%	16
NORTHWEST FLORIDA ENT, PA		5	11	69%	16
COMMUNITY HEALTH OF SOUTH FLORIDA INC			16	100%	16
ALL FLORIDA FAMILY & SPORTS MEDICINE		15	1	6%	16
INDIANA STATE DEPARTMENT OF HEALTH		1	15	94%	16
RICH STREET GROUP HOME		9	7	44%	16
SARASOTA MEDICAL CENTER		6	10	63%	16
LAKEVIEW HEALTH SYSTEMS			16	100%	16
MEDICINE AT LONGWOOD		16			16
SELECT PHYSICIANS ALLIANCE		16			16
ADVENT HEALTH - ZEPHYRHILLS			16	100%	16
Lab MSMC Hialeah			16	100%	16
SKIN WELLNESS PHYSICIANS LLC		15			15
CVS MINUTE CLINIC DIAGNOSTIC OF VIRGINIA		15			15
DIATHERIX		13	2	13%	15
CVS TX8321POCT MCKINNEY		15			15
VERO DIAGNOSTICS		14	1	7%	15
HAVEN HOSPICE IN CHIEFLAND		9	6	40%	15
PREMIER LABORATORY SERVICES, LLC		5	10	67%	15
DELIVER MY MEDS CORP		15			15
MILTON 4707		15			15
MIAMI BEACH MEDICAL GROUP LLC			15	100%	15
FLORIDA DEPARTMENT OF HEALTH IN HILLSBOROUGH COUNTY		1	14	93%	15
Grace Rehabilitation of Vero Beach		15			15
ST MARYS MEDICAL CENTER			15	100%	15
LILY'S PROMISE AL#12775		15			15
MINUTE CLINIC DIAGNOSTIC MED GRP		14	1	7%	15
FAMILY CARE CENTER OF ARLINGTON		10	5	33%	15
MEADOWCREST MOLECULAR DIAGNOSTICS, LLC			15	100%	15
CVS MINUTE CLINIC DIAGNOSTIC PA		11	4	27%	15
CVS MINUTE CLINIC DIAGNOSTIC MED GRP OF CA		15			15
STATEN ISLAND UNIVERSITY HOSPITAL SEGUINE AVE		12	3	20%	15
Terrace of Jacksonville			15	100%	15
CVS NY491POCT JACKSON HEIGHTS		15			15

COVID-19: testing by laboratory

Data through Apr 25, 2021 verified as of Apr 26, 2021 at 09:25 AM

Data in this report are provisional and subject to change.

The numbers in the table below represent the number of Florida and non-Florida residents for whom test results were received by the Department of Health. A person can be tested by more than one laboratory and can have both positive and negative results. **Therefore, the sum of the numbers in each column will be larger than the total number of people tested.**

Reporting lab	Inconclusive	Negative	Positive	Percent positive	Total
BESSENT ROAD GROUP HOME		15			15
CUSTEAD CARE CENTER HAVEN HOSPICE		12	3	20%	15
BROOKLYN HOSPITAL CENTER DOWNTOWN CAMPUS		15			15
TELEVISIT MALABAR PEDIATRICS		5	10	67%	15
LAKE NONA MEDICAL SERVICE LLC		13	2	13%	15
SINAI HOSPITAL OF BALTIMORE		15			15
OPTIONS FOR SENIORS INC DBA PALM KREST MANOR		12	3	20%	15
CARENOW URGENT CARE-DONELSON		12	3	20%	15
MEDLAB ASSOCIATES LLC		15			15
SURGERY CENTER OF CORAL GABLES LLC,THE		11	4	27%	15
MINUTECLINIC DIAGNOSTIC OF VIRGINIA, LLC #1416		14	1	7%	15
MC DIAGNOSTIC OF CONNECTICUT PC #459		15			15
PATHLINE			15	100%	15
MINUTE CLINIC LLC #5733		15			15
PROHEALTH CARE ASSOCIATES MOBILE		12	3	20%	15
INFEXIONSHIELD INC.		15			15
WALK IN URGENT CARE			15	100%	15
BRYAN WHITFIELD MEMORIAL HOSPITAL		10	5	33%	15
BAPTIST MEDICAL CENTER EAST		11	4	27%	15
AJU GEORGE MD PA			15	100%	15
HEALTH MED HOME CARE, LLC		15			15
MEDEXPRESS URGENT CARE - LAFAYETTE		14	1	7%	15
ORLANDO HEALTH		2	13	87%	15
CARDIOTHORACIC SURGERY OF HYDE PARK			15	100%	15
HOLLEY-NAVARRE MEDICAL CLINIC		5	10	67%	15
CVS MINUTE CLINIC, LLC		13	2	13%	15
GNT ASSOCIATES		14	1	7%	15
WALGREENS #07936		14	1	7%	15
OAKMONTE VILLAGE OF DAVIE			15	100%	15
UNIVERSITY HOSPITAL UC HEALTH		11	4	27%	15
Astoria Health and Rehab		15			15
GADSDEN REGIONAL MEDICAL CENTER		15			15
EASTLAKE PEDIATRICS - TRINITY		15			15
FAMILY CARE			15	100%	15
MINUTECLINIC DIAGNOSTIC OF OKLAHOMA		12	3	20%	15
OPIS ISLAND LAKE CENTER		13	2	13%	15
MC DIAGNOSTIC OF CONNECTICUT, PC #1966		15			15
CVS CA9715POCT THOUSAND OAKS		15			15
LONG ISLAND JEWISH VALLEY STREAM		14	1	7%	15
NOVALIFE MEDSPA			15	100%	15
TGH URGENT CARE - WESTCHASE			14	100%	14
RIVERSIDE COTTAGES AT THE SHORES, LLC			14	100%	14
NORTHSIDE HOSPITAL FORSYTH		12	2	14%	14
BAPTIST PRIMARY CARE PONTE VEDRA		8	6	43%	14
KAILOS GENETICS INC		11	3	21%	14
EPIPHANY HEALTH		8	6	43%	14
ACCESS HOME HEALTH OF FLORIDA LLC		14			14

COVID-19: testing by laboratory

Data through Apr 25, 2021 verified as of Apr 26, 2021 at 09:25 AM

Data in this report are provisional and subject to change.

The numbers in the table below represent the number of Florida and non-Florida residents for whom test results were received by the Department of Health. A person can be tested by more than one laboratory and can have both positive and negative results. **Therefore, the sum of the numbers in each column will be larger than the total number of people tested.**

Reporting lab	Inconclusive	Negative	Positive	Percent positive	Total
WELLMED AT PORT ST LUCIE WEST		10	4	29%	14
PT&J REHAB - VILLAGE OF ROYAL PALM BEACH		12	2	14%	14
MINUTE CLINIC OF KANSAS PA		8	6	43%	14
ALAN L MELOTEK MD		14			14
LAKE CO SCHOOLS EMPLOYEE HEALTH & WELLNESS CENTER	1	10	3	21%	14
FAMILY PRACTICE ON THE GO		6	8	57%	14
ST JOSEPHS HOSP OF ATLANTA/CLINIC LAB		12	2	14%	14
TALLAHASSEE PRIMARY CARE ASSOCIATES PA		12	2	14%	14
NORTH COUNTRY FAMILY HEALTH CENTER INC		14			14
STEWART MELBOURNE HOSPITAL, INC	1		13	93%	14
METHODIST MEDICAL CENTER		11	3	21%	14
MEDI-DRUG INC		12	2	14%	14
MINUTECLINIC DIAGNOSTIC OF TN, PC 6438		12	2	14%	14
DESOTO HEALTH AND REHAB LLC		9	5	36%	14
NEMOURS CHILDREN'S URGENT			14	100%	14
FG RAPID RESULTS LLC		8	6	43%	14
MADISON COUNTY HEALTH DEPARTMENT		7	7	50%	14
CVS TN5639POCT FARRAGUT		11	3	21%	14
IGENEX INC		14			14
ARNOT OGDEN MEDICAL CENTER LABORATORY		14			14
FAMILY MEDICINE OF WESTON LLC		6	8	57%	14
QUEENS UNIVERSITY OF CHARLOTTE		14			14
SIGMUND LABS LLC		14			14
MINUTECLINIC DIAGNOSTIC OF TN, PC 4992		14			14
The Evangelical Lutheran Good Samaritan Society		14			14
MINUTECLINIC DIAGNOSTIC OF TN PC #643		11	3	21%	14
BELLEVUE HOSPITAL CENTER DEPARTMENT		14			14
MONTEFIORE MEDICAL CENTER LABORATORIES - WEILER		10	4	29%	14
NEW YORK PRESBYTERIAN - LOWER MANHATTAN		14			14
SOMA MEDICAL CENTER, P.A.			14	100%	14
TLC FAMILY CARE HOME INC		14			14
CARENOW URGENT CARE-WEST END		9	5	36%	14
ALASKA PUBLIC HEALTH LAB		1	13	93%	14
BOCA SIMON		2	12	86%	14
SOUTHEASTERN LABORATORY			14	100%	14
DYNAMIC DNA LAB		1	13	93%	14
POLK CHD BARTOW		13	1	7%	14
WESTERN NEW YORK IMMEDIATE MEDICAL CAR		13	1	7%	14
VIGILINT HEALTHCARE		12	2	14%	14
ST CLOUD MEDICAL GROUP		12	2	14%	14
WELLSTAR COBB HOSPITAL		12	2	14%	14
NORTHWESTERN MEMORIAL HOSPITAL			14	100%	14
ST JOSEPH WOMENS HOSPITAL			14	100%	14
LUCID DIAGNOSTICS LABS			14	100%	14
MORTON PLANT HOSPITAL - ADLER INSTITUTE OF LAB MEDICINE		1	13	93%	14
SOUTHEASTERN UNIVERSITY INC		14			14
MIRACLE ALF INC		14			14

COVID-19: testing by laboratory

Data through Apr 25, 2021 verified as of Apr 26, 2021 at 09:25 AM

Data in this report are provisional and subject to change.

The numbers in the table below represent the number of Florida and non-Florida residents for whom test results were received by the Department of Health. A person can be tested by more than one laboratory and can have both positive and negative results. **Therefore, the sum of the numbers in each column will be larger than the total number of people tested.**

Reporting lab	Inconclusive	Negative	Positive	Percent positive	Total
MELBOURNE FAMILY PRACTICE		12	2	14%	14
SARASOTA - ROBERT L TAYLOR COMMUNITY CENTER		1	13	93%	14
PROMUS DIAGNOSTICS, LLC			14	100%	14
INHEALTH LIFE SCIENCES		6	8	57%	14
Solaris Healthcare Pensacola			14	100%	14
Hackensack Umc Mountainside		13	1	7%	14
SUMMIT ATLANTIC SURGERY CENTER		14			14
PARROTT MEDICAL CLINIC			14	100%	14
LEHIGH VALLEY HOSPITAL		3	11	79%	14
CVS NC187POCT CHARLOTTE		13	1	7%	14
CVS HEALTH MINUTE CLINIC		1	13	93%	14
NIGHT OWL PEDIATRICS URGENT CARE			14	100%	14
HORIZON MEDICAL GROUP		12	2	14%	14
FLORIDA KEYS CONCIERGE MEDICINE, LLC		12	2	14%	14
MC DIAGNOSTIC OF CONNECTICUT, PC # 257		13	1	7%	14
MED TECH SERVICES OF PALM BEACH INC		14			14
LIFE'S SPECIAL MOMENTS INC		14			14
HEALTHFIRST ADVENT HEALTH CENTRA CARE COCOA BEACH			14	100%	14
CAN COMMUNITY HEALTH, INC		11	2	15%	13
AVALON MEDICAL WALK IN CLINIC			13	100%	13
COMPASS URGENT CARE		8	5	38%	13
RED MOUNTAIN DIAGNOSTICS		13			13
SOUTHEAST FAMILY HEALTHCARE CENTER			13	100%	13
EAR NOSE AND THROAT ASSOCIATES OF MANATEE, P.A.		10	3	23%	13
ORMOND MEDICAL ARTS		3	10	77%	13
LANE PEDIATRICS PA		1	12	92%	13
TAPESTRY TALLAHASSEE WALDEN		13			13
URGENT MEDICAL CENTER INC		5	8	62%	13
MINUTE-CLINIC DIAGNOSTIC OF VIRGINIA, LLC #2003		10	3	23%	13
MINUTECLINIC DIAGNOSTIC OF GEORGIA, LL		11	2	15%	13
MEDEXPRESS URGENT CARE - CHRISTIANBURG		9	4	31%	13
MEDEXPRESS URGENT CARE - PANTOPS		12	1	8%	13
IN-OFFICE LAB		12	1	8%	13
LEE MEMORIAL HEALTH SYSTEM D/B/A		11	2	15%	13
CVS HEALTH, #2043		13			13
MINUTECLINIC LLC (1435)		12	1	8%	13
GLENBROOKE AT PALM BAY			13	100%	13
BENNETT PEDIATRICS		13			13
MISSOURI DEPARTMENT OF HEALTH AND SENIOR SERVICES			13	100%	13
CONSULATE HEALTH CARE OF PENSACOLA			13	100%	13
BARRANCO CLINIC,THE	3	9	1	8%	13
Signature Healthcare of Savannah		13			13
UNIVERSITY HOSPITALS OF CLEVELAND		8	5	38%	13
MONTEFIORE NYACK HOSPITAL AFFILIATED LABORATORY		12	1	8%	13
LAKELAND REGIONAL HEALTH GRASSLANDS		12	1	8%	13
GULF COAST MEDICAL GROUP		5	8	62%	13
MHHS All Lab Subsection		13			13

COVID-19: testing by laboratory

Data through Apr 25, 2021 verified as of Apr 26, 2021 at 09:25 AM

Data in this report are provisional and subject to change.

The numbers in the table below represent the number of Florida and non-Florida residents for whom test results were received by the Department of Health. A person can be tested by more than one laboratory and can have both positive and negative results. **Therefore, the sum of the numbers in each column will be larger than the total number of people tested.**

Reporting lab	Inconclusive	Negative	Positive	Percent positive	Total
VALDOSTA FAMILY MEDICINE		1	12	92%	13
Sunnyside Care Center		13			13
TIFT REGIONAL HEALTH SYSTEM, INC		13			13
CULINARY INSTITUTE OF AMERICA STUDENT	3	10			13
CLINICAL LABORATORY SERVICES			13	100%	13
MINUTECLINIC DIAGNOSTIC OF NORTH CAROLINA, PC		12	1	8%	13
AFC URGENT CARE - CEDAR GROVE		11	2	15%	13
EFFINGER HEALTH, PA		13			13
MINUTECLINIC, LLC, DBA MINUTECLINIC #6106		11	2	15%	13
ORCHID COVE		3	10	77%	13
SANDGATE GARDENS REHAB & NURSING CENTER		3	10	77%	13
MINUTE CLINIC LLC #5706		11	2	15%	13
VILLA OF KINGS AND QUEENS OF DELRAY		13			13
ATMORE NURSING CENTER		12	1	8%	13
AVENTURA HOSPITAL AND MEDICAL CENTER			13	100%	13
MINUTECLINIC, LLC, MINUTECLINIC #7637		11	2	15%	13
ESCAMBIA COMMUNITY CLINIC		2	11	85%	13
CORAL LANDING ASSISTED LIVING		11	2	15%	13
COVANCE CENTRAL LABORATORY			13	100%	13
CVS MINUTE CLINIC DIAGNOSTIC OF TN #3293		12	1	8%	13
ROCKLEDGE		3	10	77%	13
NATIONAL GENETICS INST LABCORP		4	9	69%	13
MOODY MANOR		13			13
CVS MINUTE CLINIC DIAGNOSTIC PA #3060		11	2	15%	13
BROOKDALE DELAND			13	100%	13
TOXUSALABS DBA CONNECTDX LABS		11	2	15%	13
MINUTECLINIC DIAGNOSTIC OF RHODE ISLAND		10	3	23%	13
PHELPS HOSPITAL LABORATORY		11	2	15%	13
MEDLABS DIAGNOSTICS		11	2	15%	13
MINUTE-CLINIC DIAGNOSTIC OF VIRGINIA, LLC		13			13
RDX BIOSCIENCE INC		10	3	23%	13
SHELBY COUNTY HEALTH CARE CORPORATION		10	3	23%	13
WORLD WRESTLING ENTERTAINMENT			13	100%	13
THE PLAZA AT PARKSQUARE		13			13
ST CLOUD COMPOUNDING PHARMACY & WELLNESS CENTER		12	1	8%	13
CROSS CARE CENTER			13	100%	13
MERCY MEDICAL CENTER		6	7	54%	13
HARBOR CHASE OF JACKSONVILLE			13	100%	13
FLORIDA STATE HOSPITAL			13	100%	13
MEYER PEDIATRICS CHTD		11	2	15%	13
MEDEXPRESS URGENT CARE - SALEM		9	4	31%	13
MAINSTREET FAMILY SELECT		1	12	92%	13
BAPTIST HEALTH			13	100%	13
MINUTE CLINIC LLC #2775		12	1	8%	13
HAVEN HOSPICE			13	100%	13
SAMARITAN MEDICAL CENTER		13			13
DEVEREUX FLORIDA CHILDRENS CENTER			13	100%	13

COVID-19: testing by laboratory

Data through Apr 25, 2021 verified as of Apr 26, 2021 at 09:25 AM

Data in this report are provisional and subject to change.

The numbers in the table below represent the number of Florida and non-Florida residents for whom test results were received by the Department of Health. A person can be tested by more than one laboratory and can have both positive and negative results. **Therefore, the sum of the numbers in each column will be larger than the total number of people tested.**

Reporting lab	Inconclusive	Negative	Positive	Percent positive	Total
MINUTECLINIC, LLC #1492		13			13
PARKWEST MEDICAL CENTER		11	2	15%	13
MINUTE CLINIC DIAGNOSTIC OF SC, LLC #42		12	1	8%	13
MINUTECLINIC, LLC, DBA MINUTECLINIC #2		11	2	15%	13
MEDEXPRESS URGENT CARE - BENTON HARBOR		13			13
WALGREEN #6538		12			12
Lady Lake Specialty Care			12	100%	12
PANCARE HEALTH - WEWA ELEMENTARY			12	100%	12
JOHN W NORRIS III MD PA	1		11	92%	12
ACCENTCARE		12			12
SENIOR HOME CARE INC		12			12
VA Primary Care Clinic at Meharry		11	1	8%	12
VIBRANT AMERICA		10	2	17%	12
RICHMOND UNIVERSITY MEDICAL CENTER		10	2	17%	12
ADVENTHEALTH MEDICAL GROUP CARE CLINIC AT		8	4	33%	12
GENESIS		8	4	33%	12
TMH PHYSICIAN PARTNERS - MONTICELLO		10	2	17%	12
SUNCOAST COMMUNITY HEALTH CENTERS INC		2	10	83%	12
LAB UNKNOWN		1	11	92%	12
MINUTECLINIC DIAGNOSTIC OF VIRGINIA		12			12
CARE FAST MURABELLA		7	5	42%	12
CVS MINUTE CLINIC, LLC #22		11	1	8%	12
FHCP-PORT ORANGE		3	9	75%	12
CVS MINUTE CLINIC DIAG OF IND, LLC #6549		11	1	8%	12
MINUTE CLINIC LLC #6765		12			12
CVS TN5601POCT LENOIR CITY		10	2	17%	12
FAMILY MEDICINE AT HUNTERS CREEK		12			12
MERIDIAN AT WATERWAYS, THE		10	2	17%	12
SUWANNEE COUNTY JAIL		11	1	8%	12
ADVENTIST HEALTH SYSTEM FLORIDA DEPT OF HEALTH		7	5	42%	12
Heartland Healthcare Center Boca Raton		2	10	83%	12
RUSSELL MEDICAL CENTER		11	1	8%	12
MEDEXPRESS URGENT CARE - MONROE		12			12
CVS GA2108POCT NORCROSS		9	3	25%	12
Atlanta VAMC		7	5	42%	12
CARLOS PORTU MD, PLLC			12	100%	12
WANTAGH URGENT CARE		9	3	25%	12
LIFE CARE OF PORT SAINT LUCIE		3	9	75%	12
BRITO MEDICAL CENTER		10	2	17%	12
MI2297090CV HOLLAND-23D2189684		12			12
ST LUKES ROOSEVELT LABORATORY		9	3	25%	12
FAMILY PRACTICE OF DAVIE INC			12	100%	12
OHIO STATE UNIVERSITY MEDICAL CENTER			12	100%	12
DEPARTMENT OF PUBLIC HEALTH		12			12
ST PETER'S UNIVERSITY HOSPITAL		9	3	25%	12
St Joseph's Hospital & Medical Center		11	1	8%	12
MINUTECLINIC DIAGNOSTIC OF PA, LLC (1036)		10	2	17%	12

COVID-19: testing by laboratory

Data through Apr 25, 2021 verified as of Apr 26, 2021 at 09:25 AM

Data in this report are provisional and subject to change.

The numbers in the table below represent the number of Florida and non-Florida residents for whom test results were received by the Department of Health. A person can be tested by more than one laboratory and can have both positive and negative results. **Therefore, the sum of the numbers in each column will be larger than the total number of people tested.**

Reporting lab	Inconclusive	Negative	Positive	Percent positive	Total
FAMILY MEDICINE AT LONGWOOD			12	100%	12
MINUTECLINIC DIAGNOSTIC OF NEW MEXICO		12			12
COLLIER COUNTY HEALTH DEPT.		7	5	42%	12
SAVANNAH STATE UNIVERSITY, COUNSELING		12			12
Rosewood Healthcare and Rehabilitation Center		5	7	58%	12
FLORIDA DEPARTMENT OF HEALTH WASHINGTON COUNTY		7	5	42%	12
BAYONET POINT HOSPITAL			12	100%	12
MINUTECLINIC DIAGNOSTIC OF TN PC #240		10	2	17%	12
CAPE CORAL URGENT CARE		9	3	25%	12
MINUTECLINIC, LLC #244		11	1	8%	12
Maury Regional Hospital		6	6	50%	12
CITY OF WEST PALM BEACH EMPLOYEE & FAMILY HEALTH		12			12
SAMARITAN HOSPITAL LABORATORY		11	1	8%	12
VILLA HEALTH NH LLC		10	2	17%	12
NAPLES GREEN VILLAGE		12			12
BROOKDALE CITRUS			12	100%	12
GLEN OAKS HEALTH AND REHABILITATION CENTER			12	100%	12
MEDEXPRESS URGENT CARE-LATROBE		11	1	8%	12
NORTHEAST PEDIATRICS			12	100%	12
MC DIAGNOSTIC OF CONNECTICUT , PC # 3		10	2	17%	12
ORLANDO FAMILY MEDICAL INC		12			12
URGENT TEAM MANAGEMENT OF TENNESSEE		10	2	17%	12
LEON CHD		12			12
ACADIAN DIAGNOSTIC LABORATORIES		8	4	33%	12
MINUTECLINIC DIAGNOSTIC OF TN PC #386		11	1	8%	12
HIRAM COLLEGE HEALTH CENTER (ABBOTT)		12			12
IREPERTOIRE_MOL_LAB		12			12
MINUTE CLINIC DIAGNOSTIC OF NORTH CAROLINA		12			12
GEORGE W FERGUSON MD-CONCIERGE MEDICAL SERVICES PL		11	1	8%	12
CARROLL GARDENS URGENT CARE		12			12
LONGWOOD PEDIATRICS LLC			12	100%	12
WOODLAND TOWERS		6	6	50%	12
MINUTECLINIC DIAGNOSTIC OF ILLINOIS LL		10	2	17%	12
MINUTECLINIC DIAG OF IND, LLC #6697		12			12
PALATKA VA CBOC		11	1	8%	12
DYNAMIC HEALTH CENTERS INC		8	4	33%	12
VERITAS RESEARCH CORP			12	100%	12
MEDEXPRESS URGENT CARE-ALTOONA		10	2	17%	12
ST. PETERSBURG PEDIATRICS			12	100%	12
APPLE DIAGNOSTICS LAB		5	7	58%	12
FLORIDA DEPT OF HEALTH		4	8	67%	12
MEDEXPRESS URGENT CARE CHARLESTON		8	4	33%	12
CVS MINUTE CLINIC DIAGNOSTIC		11	1	8%	12
BROWARD DIALYSIS			12	100%	12
THE POTTER'S HOUSE AT CANNON POINT		12			12
SEMORAN FAMILY HEALTH LLC		10	1	9%	11
AIM LABORATORIES			11	100%	11

COVID-19: testing by laboratory

Data through Apr 25, 2021 verified as of Apr 26, 2021 at 09:25 AM

Data in this report are provisional and subject to change.

The numbers in the table below represent the number of Florida and non-Florida residents for whom test results were received by the Department of Health. A person can be tested by more than one laboratory and can have both positive and negative results. **Therefore, the sum of the numbers in each column will be larger than the total number of people tested.**

Reporting lab	Inconclusive	Negative	Positive	Percent positive	Total
CREATIVE TESTING SOLUTIONS		4	7	64%	11
NORTH OKALOOSA PHYSICIAN GROUP		10	1	9%	11
MINUTECLINIC #8760		11			11
CARENOW URGENT CARE-HERMITAGE		7	4	36%	11
RELIANCE MEDICAL CENTER		6	5	45%	11
UMHC/SYLVESTER AT KENDALL		1	10	91%	11
REDMED CLINIC OF ARLINGTON		10	1	9%	11
ASSOCIATES MD CYPRESS CREEK			11	100%	11
PINELLAS COUNTY HEALTH DEPARTMENT		2	9	82%	11
MEDEXPRESS URGENT CARE - WINCHESTER GATEWAY		9	2	18%	11
MOUNT DORA PEDIATRICS		9	2	18%	11
CVS MO8590POCT KANSAS CITY		7	4	36%	11
UNIVERSITY OF MIAMI MILLER SCHOOL OF MEDICINE			11	100%	11
CVS PA1671POCT LANCASTER		11			11
MINUTECLINIC, DIAGNOSTIC OF TEXAS, LL		10	1	9%	11
TROPICANA		5	6	55%	11
PRIMECARE ACQUISITION FAMILY PRACTICE INC		11			11
MINUTECLINIC DIAGNOSTIC OF TN, PC 6304		9	2	18%	11
ATHENS VETERINARY DIAGNOSTIC LABORATOR		11			11
TRIDENT BIOMETRICS		10	1	9%	11
MINUTECLINIC DIAGNOSTIC OF NEW JERSEY,		10	1	9%	11
KIDSVILLE PEDIATRICS			11	100%	11
MINUTECLINIC DIAGNOSTIC OF NEW JERSEY, LLC # 7069		11			11
Westchester General Hospital			11	100%	11
MEDICAL CENTER AFFILIATES WEST PALM			11	100%	11
CLEVELAND TENNESSEE HOSPITAL COMPANY		10	1	9%	11
ST VINCENT'S ST CLAIR		8	3	27%	11
CVS MINUTE CLINIC DIAGNOSTIC OF TEXAS,LLC		9	2	18%	11
MINUTECLINIC DIAGNOSTIC OF MINNESOTA		11			11
MICHIGAN DEPARTMENT OF COMMUNITY HEALTH		1	10	91%	11
THE TERRACE OF SAINT CLOUD		9	2	18%	11
AZALEA HEALTH		2	9	82%	11
MERCY HEALTH—MUSKEGON		7	4	36%	11
NIGHT LITE PEDIATRICS CENTER, LLC		1	10	91%	11
CURATIVE		1	10	91%	11
CLAYMED OF NORTH FLORIDA			11	100%	11
MINUTECLINIC, LLC #1470		10	1	9%	11
CVS MINUTE CLINIC DIAGNOSTIC MED GRP OF SAN		9	2	18%	11
MINUTECLINIC DIAGNOSTIC OF MAINE, LLC		9	2	18%	11
MONROE COUNTY FIRE RESCUE		10	1	9%	11
HEALTH NETWORK LABORATORIES		7	4	36%	11
CENTRAL JERSEY URGENT CARE		10	1	9%	11
SEMINOLE COUNTY CORRECTIONAL FACILITY		1	10	91%	11
WINTER PARK CARE AND REHABILITATION			11	100%	11
CVS CA9165POCT SAN DIEGO		11			11
MEDEXPRESS URGENT CARE - MAPLE DRIVE		10	1	9%	11
MEDEXPRESS URGENT CARE - FORT WORTH S		9	2	18%	11

COVID-19: testing by laboratory

Data through Apr 25, 2021 verified as of Apr 26, 2021 at 09:25 AM

Data in this report are provisional and subject to change.

The numbers in the table below represent the number of Florida and non-Florida residents for whom test results were received by the Department of Health. A person can be tested by more than one laboratory and can have both positive and negative results. **Therefore, the sum of the numbers in each column will be larger than the total number of people tested.**

Reporting lab	Inconclusive	Negative	Positive	Percent positive	Total
COMMUNITY CARE CENTER☐		11			11
ALBION COLLEGE (ABBOTT)		11			11
MINUTECLINIC DIAGNOSTIC OF VIRGINIA, LLC #255		11			11
COLLIER HMA PHYSICIAN MANAGEMENT, LLC		2	9	82%	11
PHASE2 LABS	2	7	2	18%	11
45TH 1		11			11
WINKLER COURT☐		9	2	18%	11
NHC HealthCare Anniston		11			11
PRIME MEDICAL CARE, LLC		11			11
MEDEXPRESS URGENT CARE MONACA		11			11
CVS SC4286POCT EASLEY		5	6	55%	11
ALACHUA			11	100%	11
APPALACHIAN REGIONAL HEALTHCARE SYSTEM		10	1	9%	11
ASSOCIATES IN MEDICINE		7	4	36%	11
MINUTECLINIC DIANOSTIC OF VIRGINA, LL		10	1	9%	11
CROSSROADS URGENT CARE, PLLC		11			11
CARINGTON MANOR		11			11
ORLANDO HEALTH PHYSICIAN ASSOCIATES		4	7	64%	11
PHYSICIANS REGIONAL MEDICAL CTR - COLLIER BLVD			11	100%	11
GUIDANCE / CARE CENTER, INC		11			11
DMH STEINHATCHEE FAMILY MEDICINE		8	3	27%	11
Crestwood Nursing Center		7	4	36%	11
VITAS HEALTH INC		5	6	55%	11
BRIDGE DIAGNOSTICS			11	100%	11
MINUTE-CLINIC DIAGNOSTIC OF VIRGINIA,		10	1	9%	11
VIRTUA WEST JERSEY HOSPITAL VOORHEES		9	2	18%	11
METHODIST HOSPITAL			11	100%	11
Manor Care of Dunedin		7	4	36%	11
St. Annes Nursing Center, St. Annes Residence, Inc.		11			11
FAMILY HEALTH CENTER AT PORT ST JOHN		4	7	64%	11
MEDEXPRESS URGENT CARE - BEECH GROVE		10	1	9%	11
NEW HAMPSHIRE DEPARTMENT OF HEALTH AND HUMAN SERVICES		3	8	73%	11
UF HEALTH		1	10	91%	11
HNL LAB MEDICINE		8	3	27%	11
UNIVERSITY CENTRA CARE		10	1	9%	11
ILLINOIS DEPT OF PUBLIC HEALTH LAB - SPRINGFIELD			11	100%	11
MINUTECLINIC DIAGNOSTICS OF IND, LLC		11			11
MINUTE CLINIC LLC # 2033		10	1	9%	11
ALCOVE ASSISTED LIVING FACILITY		11			11
NIGHT LITE PEDIATRICS CENTER		1	10	91%	11
MONROE COUNTY HOSPITAL		8	3	27%	11
BOCA RATON REGIONAL HOSPITAL LAB			11	100%	11
TELEVISIT PALM BAY FAMILY PRACTICE		9	2	18%	11
WATSON HEALTHCARE		8	3	27%	11
JBSA-SAM HOUSTON			11	100%	11
CVS TN2179POCT MURFREESBORO		10	1	9%	11
ALL 4 KIDZ PEDIATRICS		8	3	27%	11

COVID-19: testing by laboratory

Data through Apr 25, 2021 verified as of Apr 26, 2021 at 09:25 AM

Data in this report are provisional and subject to change.

The numbers in the table below represent the number of Florida and non-Florida residents for whom test results were received by the Department of Health. A person can be tested by more than one laboratory and can have both positive and negative results. **Therefore, the sum of the numbers in each column will be larger than the total number of people tested.**

Reporting lab	Inconclusive	Negative	Positive	Percent positive	Total
ELITE HOME HEALTH SERVICES		11			11
DOCTORS EXPRESS OF ST PETERSBURG		1	10	91%	11
CARENOW URGENT CARE-GREEN HILLS		10	1	9%	11
PASSPORT HEALTH			11	100%	11
WALK IN MEDICAL URGENT CARE PC		11			11
SUMTER COUNTY HEALTH DEPARTMENT		6	5	45%	11
STUYVESANT URGENT CARE		11			11
OPTUM PRIMARY CARE		1	10	91%	11
PALM BEACH PATHOLOGY		9	2	18%	11
CVS CA9113POCT CHULA VISTA		11			11
WALGREENS #04176		8	3	27%	11
BIOTECH CLINICAL LABORATORIES, INC.		1	10	91%	11
WELLMED AT SOUTH PARSONS		9	2	18%	11
GENOPTIX MEDICAL LABORATORY		10	1	9%	11
CVS TX8351POCT BEAUMONT		9	1	10%	10
VASCONCELLO COHEN MD PA		9	1	10%	10
ELLIS HOSPITAL LABORATORY		9	1	10%	10
SOUTH FLORIDA ENT ASSOCIATES, INC			10	100%	10
PBC PREMIER FAMILY HEALTH			10	100%	10
CHEMISYS LABORATORIES		2	8	80%	10
KEY TRAINING CENTER			10	100%	10
CITY OF TALLAHASSEE		10			10
NASCAR EVENT MANAGEMENT, LLC		10			10
THOMAS JEFFERSON UNIVERSITY HOSPITAL		4	6	60%	10
CARESOUTH HHA HOLDINGS OF THE BAY AREA LLC		10			10
ANY LAB TEST NOW INC			10	100%	10
PLYMOUTH HARBOR INCORPORATED		9	1	10%	10
ST JOSEPH'S HOSPITAL NORTH LABORATORY			10	100%	10
KR AT COLLEGE HARBOR		10			10
FRESENIUS KIDNEY CARE DUNEDIN			10	100%	10
GOLDMAN SACHS HEALTH CENTER	1	9			10
BLOOMINGDALE PEDIATRIC ASSOCIATES PA			10	100%	10
VITALANT		1	9	90%	10
CVS CT1123POCT SOUTHBURY		10			10
FLEMING ISLAND CENTER FOR CLINICAL RESEARCH		10			10
ELEMENT PRIMARY CARE LLC		9	1	10%	10
CVS PA6902POCT BRYN MAWR		8	2	20%	10
NOT INDICATED		1	9	90%	10
FLORIDA CLINICAL LAB		1	9	90%	10
CORONA PATHOLOGY		10			10
WHEELER LABORATORY		9	1	10%	10
PALM BEACH CDH - DELRAY BEACH			10	100%	10
ILLINOIS DEPARTMENT OF PUBLIC HEALTH		2	8	80%	10
QHG OF ENTERPRISE INC (DBA MEDICAL CTR		10			10
MAINSTREET FAMILY CARE			10	100%	10
THE MARY IMOGENE BASSETT HOSPITAL		10			10
ACM MEDICAL LABORATORY ALLIANCE		7	3	30%	10

COVID-19: testing by laboratory

Data through Apr 25, 2021 verified as of Apr 26, 2021 at 09:25 AM

Data in this report are provisional and subject to change.

The numbers in the table below represent the number of Florida and non-Florida residents for whom test results were received by the Department of Health. A person can be tested by more than one laboratory and can have both positive and negative results. **Therefore, the sum of the numbers in each column will be larger than the total number of people tested.**

Reporting lab	Inconclusive	Negative	Positive	Percent positive	Total
MINUTECLINIC DIAGNOSTIC OF TN PC #5671		6	4	40%	10
GLADES COUNTY DETENTION CENTER		1	9	90%	10
SHIELDT3 LLC		10			10
ARBORS OF GULF BREEZE, THE		8	2	20%	10
SOMA MEDICAL CENTER PA #4			10	100%	10
CUMBERLAND HEIGHTS		10			10
BEAUMONT LABORATORY			10	100%	10
BELLE GLADES HEALTH CLINIC			10	100%	10
OKLAHOMA STATE DEPARTMENT OF HEALTH-PUBLIC HEALTH LABORATORY			10	100%	10
ALABAMA DEPARTMENT OF PUBLIC HEALTH		1	9	90%	10
BROOKDALE PANAMA CITY		9	1	10%	10
JOHNS HOPKINS ALL CHILDRENS			10	100%	10
CULVER-STOCKTON COLLEGE		8	2	20%	10
CVS OH3301POCT WOODMERE		10			10
MEDEXPRESS URGENT CARE - WASHINGTON		8	2	20%	10
MINUTECLINIC MINUTECLINIC #8505		8	2	20%	10
SUPERIOR RESIDENCES OF CLERMONT		2	8	80%	10
CARENOW URGENT CARE - EAST NASHVILLE		8	2	20%	10
KEY WEST URGENT CARE, INC		3	7	70%	10
PALMS WEST HOSPITAL			10	100%	10
ACCESS PHARMACY		10			10
MEDEXPRESS URGENT CARE - FAYETTEVILLE		8	2	20%	10
CVS TX7162POCT HOUSTON		10			10
WALGREENS #06416		10			10
CVS GA2147POCT KENNESAW		7	3	30%	10
MEDEXPRESS URGENT CARE-KATY		7	3	30%	10
WILLIAMSBURGH CHAI CARE		9	1	10%	10
WALGREENS #10972	1	9			10
MINUTE CLINIC DIAG OF IND LLC #8674		10			10
EMERGENCY MEDICAL CENTER		4	6	60%	10
CVS SC7334POCT LEXINGTON		9	1	10%	10
COMMUNITY HEALTH CENTER		2	8	80%	10
LUXOR SCIENTIFIC LLC		1	9	90%	10
BROWARD HEALTH CARE			10	100%	10
DOMINICAN COLLEGE STUDENT HEALTH CENTE		8	2	20%	10
MOLECULAR PATHOLOGY LABORATORY			10	100%	10
AMERICAN HOUSE FORT MYERS		10			10
TENNESSEE DEPARTMENT OF HEALTH (TDH) - CENTRAL LABORATORY		2	8	80%	10
MEDEX REGIONAL LABORATORIES LLC		1	9	90%	10
MINUTECLINIC DIAGNOSTIC OF OHIO #3407		9	1	10%	10
MINUTE CLINIC LLC #4017		10			10
BLOOMIN BRANDS WELLNESS CENTER		9	1	10%	10
Avalon Healthcare and Rehabilitation Center			10	100%	10
ARCHBOLD MEMORIAL HOSPITAL/LAB		3	7	70%	10
MOSOLF PEDIATRICS			10	100%	10
MEDICAL LABORATORY DIAGNOSTICS			10	100%	10
CHRISTUS ST VINCENT LABORATORY - ZIA		10			10

COVID-19: testing by laboratory

Data through Apr 25, 2021 verified as of Apr 26, 2021 at 09:25 AM

Data in this report are provisional and subject to change.

The numbers in the table below represent the number of Florida and non-Florida residents for whom test results were received by the Department of Health. A person can be tested by more than one laboratory and can have both positive and negative results. **Therefore, the sum of the numbers in each column will be larger than the total number of people tested.**

Reporting lab	Inconclusive	Negative	Positive	Percent positive	Total
URGENT CARE CENTER AT PINNACLE		4	6	60%	10
VENICE GREEN VILLAGE		3	7	70%	10
MINUTE CLINIC, LLC #4650		9	1	10%	10
UNIVERSITY MEDICAL CENTER		8	2	20%	10
LAWRENCE TECHNOLOGICAL UNIVERSITY		10			10
STPET		8	2	20%	10
CBC LAB		3	7	70%	10
PIEDMONT ATHENS REGIONAL MEDICAL		8	2	20%	10
MINUTECLINIC LLC #5176		7	3	30%	10
LAKE BALDWIN CBOC		9	1	10%	10
IMMUNOGENOMICS LLC		6	4	40%	10
HIGH TOWER ALF LLC		9	1	10%	10
SAVANNAH MANOR ASSISTED LIVING COMMUNITY			10	100%	10
CVS SC7556POCT WEST COLUMBIA		9	1	10%	10
RPC@HODGES		2	8	80%	10
ORLANDO MEDICAL CENTER PL		1	9	90%	10
CVS NC7051POCT WAKE FOREST		10			10
MC DIAGNOSTIC OF CONNECTICUT, PC #1043		10			10
PANCARE HEALTH - VERNON ELEMENTARY			10	100%	10
MINUTECLINIC, LLC, DBA MINUTECLINIC #4		9	1	10%	10
CHILDREN'S HEALTHCARE OF ATLANTA/EGLESTON		10			10
BETH ISRAEL MEDICAL CENTER LABS		9	1	10%	10
MINUTECLINIC, LLC #4682		5	5	50%	10
PRORENATA LABS		2	8	80%	10
ISLAND COAST PEDIATRICS IN-HOUSE LAB		10			10
ONEIDA HEALTHCARE CENTER		8	2	20%	10
NEW JERSEY DEPARTMENT OF HEALTH COMMUNICABLE DISEASE SERVICE		3	7	70%	10
NORTHSIDE HOSPITAL ATLANTA		4	6	60%	10
DES PLAINES CLINICAL LAB		3	7	70%	10
BERRYHILL MANOR		10			10
NATURE COAST REGIONAL MEDICAL CENTER		1	9	90%	10
LEE COMMUNITY HEALTHCARE INC DUNBAR		8	2	20%	10
BETTER AT HOME		10			10
HCR MANORCARE		10			10
MEDEXPRESS URGENT CARE PARKERSBURG		8	2	20%	10
VETERNANS ADMINISTRATION			10	100%	10
NORTON HEALTHCARE			10	100%	10
GILCHRIST COUNTY FIRE DEPARTMENT		4	6	60%	10
WALK-IN MEDICAL CARE			10	100%	10
CVS TX7827POCT ROUND ROCK		10			10
BENSONHURST URGENT CARE		9	1	10%	10
MINUTECLINIC DIAG OF IND, LLC #2387		8	2	20%	10
MINUTECLINIC DIAGNOSTIC OF NORTH CAROLINA PC #5341		7	3	30%	10
CARENOW URGENT CARE-MT JULIET		8	2	20%	10
MINUTECLINIC DIAGNOSTIC OF ILLINOIS		8	2	20%	10
CVS GA3766POCT DACULA		7	2	22%	9
MINUTECLINIC MINUTECLINIC #4977		5	4	44%	9

COVID-19: testing by laboratory

Data through Apr 25, 2021 verified as of Apr 26, 2021 at 09:25 AM

Data in this report are provisional and subject to change.

The numbers in the table below represent the number of Florida and non-Florida residents for whom test results were received by the Department of Health. A person can be tested by more than one laboratory and can have both positive and negative results. **Therefore, the sum of the numbers in each column will be larger than the total number of people tested.**

Reporting lab	Inconclusive	Negative	Positive	Percent positive	Total
MEDEXPRESS URGENT CARE - RICHMOND, NINE MILE RD		8	1	11%	9
BUENA VIDA ESTATES			9	100%	9
SYNEXUS CLINICAL RESEARCH US INC		2	7	78%	9
ORLANDO HEALTH PHYSICIAN GROUP INC		6	3	33%	9
HARMONIOUS HOME HEALTH, LLC		9			9
MINUTE CLINIC DIAGNOSTIC OF VIRGINIA, LLC #7543		7	2	22%	9
WINDSOR OF SAN PABLO, THE		6	3	33%	9
CVS MA594POCT FALMOUTH		8	1	11%	9
CVS NJ617POCT CEDAR GROVE		8	1	11%	9
CVS PA233POCT NEWTOWN SQUARE		9			9
PENSACOLA CLUSTER			9	100%	9
RANDOLPH DIABETES AND WELLNESS		8	1	11%	9
WATERFORD AT CREEKSIDE, THE			9	100%	9
LOREY ALF		9			9
ALBANY MEDICAL CENTER		8	1	11%	9
CVS MINUTE CLINIC DIAGNOSTIC OF KANSAS, PA		9			9
PATEL MEDICAL VENTURES		8	1	11%	9
MAGNOLIA MANOR			9	100%	9
MINUTECLINIC DIAGNOSTIC MED GRP OF CA		8	1	11%	9
MARINA ISLE ASSISTED LIVING		9			9
NITIN BAWA PROFESSIONAL ASSOCIATES			9	100%	9
ETHOS LABORATORIES		7	2	22%	9
MEDEXPRESS URGENT CARE - BATTLE CREEK		6	3	33%	9
MINUTE CLINIC INCORPORTE		9			9
CORE OCCUPATIONAL RESOURCES, LLC		5	4	44%	9
MIDMICHIGAN MEDICAL CENTER			9	100%	9
FYZAMEDICAL, LLC		6	3	33%	9
ALLIANCE HEALTH AND REHABILITATION CENTER		9			9
INSPIRED LIVING AT PALM BAY		7	2	22%	9
CHAPTERS HEALTH HOSPICE		9			9
CVS NY549POCT RIDGEWOOD		6	3	33%	9
NORTHSIDE HOSPITAL		2	7	78%	9
WADSWORTH CENTER - DAVID AXELROD INSTITUTE		8	1	11%	9
WINDSOR OF GAINESVILLE		9			9
FLORIDA MENTOR		7	2	22%	9
ST VINCENT'S CHILTON		7	2	22%	9
JOHN T MATHER MEMORIAL HOSPITAL LABORATORY		8	1	11%	9
MINUTE CLINIC DIAGNOSTIC OF VIRGINIA, LLC #1905		9			9
UHEALTH UNIVERSITY OF MIAMI			9	100%	9
URGENT CARE OF LONGWOOD		1	8	89%	9
MANATEE COUNTY CENTRAL JAIL		9			9
KINDRED_AIMS		9			9
MINUTE CLINIC LLC #1448		8	1	11%	9
MINUTECLINIC DIAGNOSTIC OF SC, LLC #7		7	2	22%	9
DIXITKUMAR N MODI MD PA			9	100%	9
MEDERI CARETENDERS VS OF SE FL LLC DBA		8	1	11%	9
ROSEMONT GARDENS INC		9			9

COVID-19: testing by laboratory

Data through Apr 25, 2021 verified as of Apr 26, 2021 at 09:25 AM

Data in this report are provisional and subject to change.

The numbers in the table below represent the number of Florida and non-Florida residents for whom test results were received by the Department of Health. A person can be tested by more than one laboratory and can have both positive and negative results. **Therefore, the sum of the numbers in each column will be larger than the total number of people tested.**

Reporting lab	Inconclusive	Negative	Positive	Percent positive	Total
CVS PHARMACY NO 274		9			9
CIAN DIAGNOSTICS			9	100%	9
URGENT TEAM - HUNTSVILLE		7	2	22%	9
FLORIDA CENTER FOR DERMATOLOGY LABORATORY			9	100%	9
REMISE OCCUPATIONAL HEALTH SOLUTIONS INC			9	100%	9
MEDEXPRESS URGENT CARE, JOHNSTOWN		8	1	11%	9
MINUTE CLINIC LLC #0169		7	2	22%	9
Consulate Health Care of Brandon		7	2	22%	9
ROSECASTLE			9	100%	9
MINUTECLINIC #788		7	2	22%	9
MEDEXPRESS ELKINS		9			9
COLLIER BLVD HMA PHYSICIAN MANAGEMENT,, LLC			9	100%	9
PEDIATRIC HEALTH CARE ALLIANCE			9	100%	9
MINUTECLINIC, LLC #09202		7	2	22%	9
CVS RI1717POCT 1 CVS DR			9	100%	9
OMNI			9	100%	9
GCPM MANUAL MICROBIOLOGY		1	8	89%	9
FLORIDA HOSPITAL WINTER PARK		7	2	22%	9
DOH-TAMPA BRANCH LABORATORY (MLK BLVD)		4	5	56%	9
CITYMD		1	8	89%	9
COMMUNITY MEDICAL AND DENTAL CARE INC		9			9
BAYFRONT HEALTH ST PETERSBURG		8	1	11%	9
ADVENTHEALTH MEDICAL GROUP INTERNAL MEDICINE		7	2	22%	9
MOBILE RESPONSE DIAGNOSTICS LLC		8	1	11%	9
CIMA MEDICAL CENTER		8	1	11%	9
OUR HOME AT BEACON HILL			9	100%	9
VILLAGE PLACE HEALTH AND REHAB		9			9
NORTHSHORE UNIVERSITY HEALTHSYSTEM EVANSTON HOSPITAL LAB			9	100%	9
CVS DC1340POCT WASHINGTON		9			9
MINUTECLINIC DIAGNOSTIC OF TN PC #242		6	3	33%	9
IU HEALTH PATHOLOGY		1	8	89%	9
WESTCHESTER GENERAL HOSPITAL BLOOD GAS LAB			9	100%	9
Highland Pines Health and Rehab		8	1	11%	9
MEDEXPRESS URGENT CARE - SWANSEA, N ILLINOIS ST		8	1	11%	9
MINUTECLINIC LLC # 3401		9			9
VETERANS AFFAIRS MEDICAL CENTER - OUTPATIENT			9	100%	9
MIAMI COMPREHENSIVE MEDICINE GROUP PA		4	5	56%	9
CVS CT1109POCT BETHEL		9			9
PALM BAY URGENT CARE PL		1	8	89%	9
RIVERVIEW REGIONAL MEDICAL CENTER		7	2	22%	9
CHILDREN'S HEALTH CENTER INC.		7	2	22%	9
ENCOMPASS HOME HEALTH OF THE SOUTHEAST LLC□		9			9
MEDICANA NURSING AND REHAB CENTER			9	100%	9
CAYUGA COUNTY HEALTH DEPARTMENT		8	1	11%	9
SUNCREST OMNI		9			9
LONG ISLAND JEWISH FOREST HILLS HOSPITAL		9			9
WINTER PARK INTERNAL MEDICINE MD PA		7	2	22%	9

COVID-19: testing by laboratory

Data through Apr 25, 2021 verified as of Apr 26, 2021 at 09:25 AM

Data in this report are provisional and subject to change.

The numbers in the table below represent the number of Florida and non-Florida residents for whom test results were received by the Department of Health. A person can be tested by more than one laboratory and can have both positive and negative results. **Therefore, the sum of the numbers in each column will be larger than the total number of people tested.**

Reporting lab	Inconclusive	Negative	Positive	Percent positive	Total
NORTHWEST FLORIDA COMMUNITY HOSPITAL LABORATORY		8	1	11%	9
DIAMOND SPEEDWAY DIALYSIS		1	8	89%	9
BRENNITY AT VERO BEACH, THE			9	100%	9
MINUTE CLINIC LLC #10203		7	2	22%	9
CVS GA2841POCT LAWRENCEVILLE		9			9
EXPRESS TEST			9	100%	9
UCARE			9	100%	9
MINUTECLINIC DIAGNOSTIC OF VIRGINIA, LLC #1656		9			9
CVS MD2956POCT NEW MARKET		8	1	11%	9
Sunset Lake Health and Rehabilitation Center		8	1	11%	9
MINUTECLINIC #2860		6	3	33%	9
HEALTH AND WELLNESS CENTER		1	8	89%	9
SOMA MEDICAL CENTER MD PA #7 PEDIATRICS			9	100%	9
COMPASS PROVIDENCE URGENT CARE LLLP			9	100%	9
PRECISION GENETICS			9	100%	9
BEAUMONT EMERGENCY CENTER			9	100%	9
PUTNAM FAMILY CARE INC		3	6	67%	9
NEMOURS CHILDREN'S PRIMARY CARE VERO BEACH			9	100%	9
CVS TX10016POCT PRINCETON		9			9
ST. CLOUD PHARMACY AND WELLNESS CENTER		5	4	44%	9
GO PATH LABORATORIES			9	100%	9
TRANSPLANT GENOMICS INC (EUROFINS)		9			9
ACCESS CARE MEDICAL GROUP LLC		2	7	78%	9
NORTHDALREHABILITATION CENTER			8	100%	8
MINUTE CLINIC #8979		7	1	13%	8
BEECHTREE MOLECULAR LAB LLC			8	100%	8
NORTHEAST ALABAMA REGIONAL MEDICAL CENTER		5	3	38%	8
EXECUTIVE MEDICAL SERVICES		8			8
LEMOYNE COLLEGE WELLNESS CENTER FOR		8			8
APEX HOME HEALTH CARE		7	1	13%	8
ALL CHILDREN'S HOSPITAL		1	7	88%	8
GENEUS DIAGNOSTICS			8	100%	8
HUNTINGTON VILLAGE URGENT CARE		8			8
DR. PHILLIPS MEDICAL WELLNESS CENTER		4	4	50%	8
MINUTE CLINIC DIAGNOSTIC OF MICHIGAN PC		8			8
NORTH PINELLAS CHILDRENS MEDICAL CENTER INC			8	100%	8
ORMOND BEACH CENTRA CARE			8	100%	8
FHPG_EXP CARE W HILLSBOROUGH			8	100%	8
MEDEXPRESS URGENT CARE - YORK		5	3	38%	8
CVS NJ836POCT RUNNEMEDE		8			8
JUPITER CLINIC			8	100%	8
PUTNAM COUNTY EMERGENCY RESCUE SERVICE		5	3	38%	8
NOVADX		2	6	75%	8
CARE ATC - CITY OF BOYNTON BEACH	1	2	5	63%	8
MINUTECLINIC DIAGNOSTIC OF NORTH CAROLINA PC #7054		5	3	38%	8
COMPASSION PEDIATRIC URGENT CARE LLC		2	6	75%	8
CVS PA2582POCT SPRINGFIELD		6	2	25%	8

COVID-19: testing by laboratory

Data through Apr 25, 2021 verified as of Apr 26, 2021 at 09:25 AM

Data in this report are provisional and subject to change.

The numbers in the table below represent the number of Florida and non-Florida residents for whom test results were received by the Department of Health. A person can be tested by more than one laboratory and can have both positive and negative results. **Therefore, the sum of the numbers in each column will be larger than the total number of people tested.**

Reporting lab	Inconclusive	Negative	Positive	Percent positive	Total
WELLSTAR WEST GEORGIA MEDICAL CENTER		7	1	13%	8
HERNANDO PASCO HOSPICE INC		7	1	13%	8
CVS NC3319POCT CHARLOTTE		6	2	25%	8
INTERNAL MEDICINE AND AESTHETICS OF NAPLES LLC		8			8
MED & CO INVESTMENT LLC		7	1	13%	8
ALL CHILDREN'S HOSPITAL DEPT OF GENERAL PEDIATRICS			8	100%	8
MEDEXPRESS URGENT CARE MORGANTOWN		8			8
CVS NC7057POCT SHELBY		6	2	25%	8
HEALTHY MINORS PEDIATRIC URGENT CARE		7	1	13%	8
NASSAU UNIVERSITY MEDICAL CENTER DEPT		7	1	13%	8
FHMG_FM AND IM AVALON PARK		2	6	75%	8
DOCTOR'S IN-HOUSE LAB/COMMUNITY HEALTH CENTERS OF PINELLAS – CLEARWATE			8	100%	8
ROBERT WOOD JOHNSON HOSPITAL		7	1	13%	8
ST CHARLES HOSPITAL LABORATORY		8			8
CVS SC2736POCT MURRELLS INLET		6	2	25%	8
SARAH LAWRENCE COLLEGE HEALTH SERVICES		8			8
VENICE REGIONAL MEDICAL CENTER			8	100%	8
CVS TX7288POCT DALLAS		7	1	13%	8
CVS PA1074POCT KENNETT SQUARE		7	1	13%	8
MINUTE-CLINIC DIAGNOSTIC OF VIRGINIA, LLC #794		7	1	13%	8
Florida Clinical Laboratory		1	7	88%	8
COLISEUM MED CTR LLC/COLISEUM MED CTRS		5	3	38%	8
WHITE SANDS OUTPATIENT SERVICES (WSOP SERVICES LLC		8			8
MEDEXPRESS - WILMINGTON CONCORD PIKE		7	1	13%	8
MEDEXPRESS URGENT CARE - MIDLOTHIAN		7	1	13%	8
ATLANTIC CONSOLIDATED LABORATORY		8			8
The Grand at Rome Nursing and Rehabilitation		8			8
PBC FOUND CARE INC			8	100%	8
OHIO DEPARTMENT OF HEALTH			8	100%	8
CVS NC7213POCT MATTHEWS		6	2	25%	8
Baptist Village Retirement Communities		8			8
CLAY PRIMARY & FAMILY CARE LLC			8	100%	8
NORTHSIDE GWINNETT HOSPITAL		7	1	13%	8
BIOTECH PHARMACEUTICAL GROUP LLC			8	100%	8
MEDEXPRESS URGENT CARE - MT LEBANON		5	3	38%	8
MEDEXPRESS URGENT CARE-PETERS TWP		7	1	13%	8
MAGNOLIA PEDIATRICS GROUP LLC			8	100%	8
BAYSIDE URGENT CARE CENTER INC			8	100%	8
SLOPESIDE LABS AND TESTING, LLC - THE HIDEOUT AT BUTTERMILK MOUNTAIN		8			8
MEDEXPRESS URGENT CARE - CULPEPER		8			8
MEDEXPRESS URGENT CARE - TARENTUM		6	2	25%	8
DIAGNOSTIC CLINIC		7	1	13%	8
LEWIS COUNTY MANOR		8			8
WELLIGENT		1	7	88%	8
DOCTOR'S IN HOUSE LAB			8	100%	8
PRIMARY CARE SPECIALISTS OF ORLANDO		8			8
PAUL GRECO MD CONCIERGE MEDICAL SERVICES PL		8			8

COVID-19: testing by laboratory

Data through Apr 25, 2021 verified as of Apr 26, 2021 at 09:25 AM

Data in this report are provisional and subject to change.

The numbers in the table below represent the number of Florida and non-Florida residents for whom test results were received by the Department of Health. A person can be tested by more than one laboratory and can have both positive and negative results. **Therefore, the sum of the numbers in each column will be larger than the total number of people tested.**

Reporting lab	Inconclusive	Negative	Positive	Percent positive	Total
JX REF LAB			8	100%	8
LAKE PEDIATRICS			8	100%	8
PALM BEACH COUNTY HEALTH DEPARTMENT LABORATORY			8	100%	8
MEDEXPRESS URGENT CARE-PASADENA		8			8
ALLEGRO - TAMPA	1	4	3	38%	8
MINUTECLINIC, LLC #03268		7	1	13%	8
SEACOAST PATHOLOGY PROFESSIONAL ASSOC		8			8
FHPG_EXP CARE PALM HARBOR			8	100%	8
HEALTHMARK REGIONAL HOSPITAL LAB		4	4	50%	8
LAB UNKNOW		6	2	25%	8
ST CLOUD PHYSICIAN MANAGMENT LLC		7	1	13%	8
BARTON PARKER OD PC		8			8
CONSULATE HEALTH CARE		7	1	13%	8
CAPRONA GROUP HOME		2	6	75%	8
CVS NC5591POCT STATESVILLE		7	1	13%	8
DEPT OF VA MEDICAL CENTER - RICHMOND		7	1	13%	8
CLEARWATER PEDIATRIC CARE		1	7	88%	8
DOH JACKSONVILLE CENTRAL LABORATORY		3	5	63%	8
MID-HUDSON VALLEY DIVISION OF WESTCHESTER MEDICAL		8			8
CHIEFLAND MEDICAL CENTER LLC			8	100%	8
JACKSON CLINIC PA,THE		4	4	50%	8
Nashville Central Laboratory		8			8
CVS SC2250POCT COLUMBIA		8			8
ADVANCED RESEARCH FOR HEALTH IMPROVEMENT		6	2	25%	8
BREVARD FAMILY WALK IN CLINIC			8	100%	8
ALACHUA COUNTY HEALTH DEPARTMENT		1	7	88%	8
INTERNAL MEDICINE ASSOCIATES OF JACKSON HOSPITAL			8	100%	8
CVS OH3476POCT TIPP CITY		7	1	13%	8
SYLVESTER AT PLANTATION LABORATORY		7	1	13%	8
INTERVENTIONAL REHABILITATION OF SOUTH FLORIDA			8	100%	8
COMPREHENSIVE CLINICAL RESEARCH, LLC			8	100%	8
ORLANDO FAMILY PHYSICIANS			8	100%	8
WEST DADE PEDIATRICS			8	100%	8
GOLISANO CHILDREN'S HOSPITAL OF SOUTHWEST FLORIDA		6	2	25%	8
X-GENE MOLECULAR LABS		1	7	88%	8
FHCP-ORANGE CITY			8	100%	8
MEDEXPRESS URGENT CARE - CLARKSBURG		7	1	13%	8
SUPREME LABORATORY			8	100%	8
BAPTIST OUTPATIENT			8	100%	8
CHIEFLAND MEDICAL CENTER		1	7	88%	8
SV DIAGNOSTIC LAB			8	100%	8
OSWEGO HOSPITAL LABORATORY		7	1	13%	8
HOLY NAME MEDICAL CENTER	1	6	1	13%	8
CVS HEALTH, #1994		6	2	25%	8
TRUE HEALTH		5	3	38%	8
FLORIDA HEART AND VASCULAR MULTISPECIALTY GROUP		8			8
CVS MO8556POCT KANSAS CITY		7	1	13%	8

COVID-19: testing by laboratory

Data through Apr 25, 2021 verified as of Apr 26, 2021 at 09:25 AM

Data in this report are provisional and subject to change.

The numbers in the table below represent the number of Florida and non-Florida residents for whom test results were received by the Department of Health. A person can be tested by more than one laboratory and can have both positive and negative results. **Therefore, the sum of the numbers in each column will be larger than the total number of people tested.**

Reporting lab	Inconclusive	Negative	Positive	Percent positive	Total
AFC/DOCTORS EXPRESS NORTH BERGEN		6	2	25%	8
BENEVA LAKES HEALTHCARE & REHAB CENTER			8	100%	8
BIRMINGHAM VAMC		4	4	50%	8
SURGOINSVILLE PHARMACY		8			8
LIFE CARE CITRUS COUNTY			8	100%	8
VAIL VALLEY MEDICAL CENTER			8	100%	8
MONROE URGENT CARE		7	1	13%	8
CVS IN3975POCT JEFFERSONVILLE		5	3	38%	8
DEPARTMENT OF HEALTH- CITRUS COUNTY		1	7	88%	8
CIGNA ONSITE HEALTH LLC		2	6	75%	8
CVS MINUTE CLINIC DIAGNOSTIC OF NEW JERSEY		8			8
CVS MD4371POCT OCEAN CITY		8			8
MINUTECLINIC DIAGNOSTIC OF NEVADA #87		4	4	50%	8
CVS PA4077POCT BELLE VERNON		8			8
MEDEXPRESS URGENT CARE - WILLIAMSPORT		7	1	13%	8
FOUNTAINVIEW BY FIVE STAR QUALITY CARE		7	1	13%	8
MINUTECLINIC, LLC #05038		8			8
EMORY JOHNS CREEK HOSPITAL		8			8
GLEN FALLS HOSPITAL DEPARTMENT OF PATHOLOGY		7	1	13%	8
EP LTC PHARMACY		6	2	25%	8
GENE STREET LABORATORIES, LLC		6	2	25%	8
MINUTECLINIC DIAGNOSTIC OF OHIO #4401		8			8
CVS NC3803POCT MOORESVILLE		7	1	13%	8
PARTNERS PHARMACY OF FLORIDA LLC		8			8
THE WOLFF CENTER FOR CHILD & ADOLESCENT HEALTH			8	100%	8
DORAL URGENT CARE			8	100%	8
HARBORCHASE OF DR PHILLIPS		7	1	13%	8
SEA LEVEL LABS			8	100%	8
MINUTE CLINIC, LLC #1434		7	1	13%	8
PHYSICIANS FOR CHILDREN			8	100%	8
SOUTHEASTERN PEDIATRIC ASSOCIATES			8	100%	8
MODMD LABORATORY		8			8
DOTHAN PEDIATRIC CLINIC			8	100%	8
CVS OH2543POCT CANFIELD		5	3	38%	8
ALLINA HEALTH - ABBOTT NORTHWESTERN HOSPITAL		5	3	38%	8
MEDEXPRESS URGENT CARE, BUTLER		5	3	38%	8
OWL NOW URGENT CARE			8	100%	8
CORONA NYC LAB		8			8
CVS TN7289POCT SIGNAL MOUNTAIN		8			8
MOULTRIE CREEK NURSING AND REHAB			8	100%	8
MONTEFIORE MEDICAL CENTER LABORATORIES - NORTH		8			8
MC DIAGNOSTIC OF CONNECTICUT, PC #114		8			8
LOVELACE MEDICAL CENTER		8			8
LAKE CONWAY URGENT CARE LLC		2	6	75%	8
VERMONT DEPARTMENT OF HEALTH		1	7	88%	8
TERRACINA LLC		2	6	75%	8
HEWLETT URGENT CARE, PLLC		8			8

COVID-19: testing by laboratory

Data through Apr 25, 2021 verified as of Apr 26, 2021 at 09:25 AM

Data in this report are provisional and subject to change.

The numbers in the table below represent the number of Florida and non-Florida residents for whom test results were received by the Department of Health. A person can be tested by more than one laboratory and can have both positive and negative results. **Therefore, the sum of the numbers in each column will be larger than the total number of people tested.**

Reporting lab	Inconclusive	Negative	Positive	Percent positive	Total
VALHALLA MEDICS		8			8
UNIVERSITY OF WASHINGTON MEDICAL CENTER			8	100%	8
CAREPOINT CLINIC		5	3	38%	8
CVS MD1881POCT DUNKIRK		8			8
ST. JOSEPH HOSPITAL AND HEALTH CARE INC.			8	100%	8
NEOGENOMICS LABORATORIES, INC		8			8
BLOOMING GARDENS OF CARE INC		8			8
MINUTECLINIC DIAGNOSTIC OF OHIO #7790		6	2	25%	8
SCOTTS PHARMACY		7	1	13%	8
OCALA FAMILY MEDICAL CENTER		7			7
EXPICARE NURSING AGENCY, INC		5	2	29%	7
LEVY COUNTY SHERRIF'S DEPT			7	100%	7
MINUTECLINIC DIAGNOSTIC OF SC, LLC #4		7			7
SKR MEDICAL ADVISORS		7			7
Parkside Villa		7			7
ADVENTHEALTH MEDICAL GROUP INTERNAL MEDICINE AT		2	5	71%	7
MEDEXPRESS URGENT CARE - HOLLINS		7			7
DANIEL M LIBBY MD PLLC		7			7
TRUE HEALTH DIAGNOSTICS		1	6	86%	7
LYNMOORE,THE		7			7
CVS MA6505POCT NEWTON		7			7
PHOEBE PUTNEY MEMORIAL HOSPITAL		7			7
COMPASSION PEDIATRICS		3	4	57%	7
WEXFORD HEALTH SOURCES INC		7			7
SOUTH COM HEALTH CLINIC, DEPT. OF THE ARMY		7			7
MINUTECLINIC DIAG OF IND LLC #1138		6	1	14%	7
Thermopolis Rehabilitation Wellness		7			7
ADVENT HEALTH APOPKA		3	4	57%	7
CVS GA2236POCT WOODSTOCK		7			7
MINUTECLINIC DIAGNOSTIC OF KANSAS PA		7			7
CVS IN6713POCT BLOOMINGTON		7			7
Robert Wood Johnson University Hospital		5	2	29%	7
DOCTORS CLINICAL LABORATORY, INC		5	2	29%	7
MEDEXPRESS URGENT CARE PORT HURON		6	1	14%	7
NORTH FLORIDA MEDICAL CENTERS INC		1	6	86%	7
MINUTECLINIC DIAG OF IND LLC #6998		6	1	14%	7
ROBINSON FAMILY CLINIC PA			7	100%	7
PURECARE PHARMACY		6	1	14%	7
MARCO ISLAND MEDICAL CENTER			7	100%	7
ST. LUCIE COUNTY HEALTH DEPARTMENT		5	2	29%	7
GEISINGER MEDICAL CENTER		2	5	71%	7
MINUTECLINIC DIAGNOSTIC OF RHODE ISLAN		7			7
MINUTECLINIC, LLC #03965		7			7
MIAMI BEACH COMMUNITY HEALTH CENTER INC			7	100%	7
PALM GARDEN OF SUN CITY			7	100%	7
EMBRY-RIDDLE AERONAUTICAL UNIVERSITY HEALTH			7	100%	7
NYU WINTHROP HOSPITAL PATHOLOGY		7			7

COVID-19: testing by laboratory

Data through Apr 25, 2021 verified as of Apr 26, 2021 at 09:25 AM

Data in this report are provisional and subject to change.

The numbers in the table below represent the number of Florida and non-Florida residents for whom test results were received by the Department of Health. A person can be tested by more than one laboratory and can have both positive and negative results. **Therefore, the sum of the numbers in each column will be larger than the total number of people tested.**

Reporting lab	Inconclusive	Negative	Positive	Percent positive	Total
QUE		4	3	43%	7
CVS CT718POCT ANSONIA		7			7
NORTHERN DUTCHESS HOSPITAL LABORATORY		5	2	29%	7
DIAGNOSTIC & MEDICAL SPECIALISTS OF GREENWICH		5	2	29%	7
VIERA VA OPC		6	1	14%	7
MINUTECLINIC DIAG OF IND LLC #8651		6	1	14%	7
PERSONAL PHYSICIAN CARE PA			7	100%	7
FLORIDA DIGESTIVE AND LIVER SPECIALIST		7			7
MINUTE CLINIC LLC #1909		7			7
MINUTECLINIC, LLC #1796		6	1	14%	7
KANSAS DEPARTMENT OF HEALTH		2	5	71%	7
DALLAS COUNTY HEALTH AND HUMAN SERVICES			7	100%	7
SUNSHINE STATE DIALYSIS			7	100%	7
FLORIDA CANCER SPECIALISTS & RESEARCH INSTITUTE		6	1	14%	7
KENDALL REGIONAL MEDICAL CNTR			7	100%	7
MINUTECLINIC DIAGNOSTIC OF OHIO #6147		6	1	14%	7
TRINITY PEDIATRICS			7	100%	7
CENTREX CLINICAL LABS INC		7			7
PANCARE HEALTH - KATE SMITH ELEMENTARY		1	6	86%	7
MEDEXPRESS URGENT CARE-SCOTT TOWNSHIP		6	1	14%	7
BALTIMORE CITY HEALTH DEPT COMMUNICABLE DISEASES AND EPIDEMIOLOGY			7	100%	7
EL PARAISO HOME INC		7			7
PENN MEDICINE PRINCETON MEDICAL CENTER		6	1	14%	7
NELSON BIOLOGICAL			7	100%	7
HOLY GARDEN ALF, INC.		7			7
CARENOW URGENT CARE-MADISON		7			7
LPG PRIMARY CARE AT LABELLE		6	1	14%	7
FLORIDA SCHOOL FOR THE DEAF AND THE BLIND			7	100%	7
EAST GEORGIA REGIONAL MEDICAL CENTER		6	1	14%	7
WYOMING COUNTY COMMUNITY HOSPITAL LABORATORY		7			7
MANATEE PEDIATRICS			7	100%	7
CVS MA1022POCT CAMBRIDGE		7			7
PEDIATRICS OF CENTRAL FLORIDA		5	2	29%	7
CVS OH6123POCT CINCINNATI		5	2	29%	7
FRESENIUS KIDNEY CARE FORT WALTON BEACH			7	100%	7
CARENOW URGENT CARE-SOUTHLAKE			7	100%	7
STATEN ISLAND CHAI CARE		6	1	14%	7
CVS PHARMACY #8800		5	2	29%	7
MY WELLNESS EXPRESS			7	100%	7
WOMENS CARE FLORIDA LLC		5	2	29%	7
SOUTHEAST GEORGIA HEALTH SYSTEM, INC D		7			7
PM PEDIATRICS OF BAYSIDE PLLC		7			7
IRL MARKET LAB			7	100%	7
DASCENA LABORATORY			7	100%	7
MINUTE CLINIC DIAGNOSTIC OF PENNSYLVANIA		7			7
NU WAVE MEDICAL CENTER			7	100%	7
EASTERN FLORIDA STATE COLLEGE - PALM BAY CAMPUS□			7	100%	7

COVID-19: testing by laboratory

Data through Apr 25, 2021 verified as of Apr 26, 2021 at 09:25 AM

Data in this report are provisional and subject to change.

The numbers in the table below represent the number of Florida and non-Florida residents for whom test results were received by the Department of Health. A person can be tested by more than one laboratory and can have both positive and negative results. **Therefore, the sum of the numbers in each column will be larger than the total number of people tested.**

Reporting lab	Inconclusive	Negative	Positive	Percent positive	Total
IAN C BOYKIN MD		4	3	43%	7
BOONE DRUG & HEALTHCARE AT DEERFIELD			7	100%	7
CVS IL8747POCT CHICAGO		7			7
SARASOTA PERSONAL MEDICINE		5	2	29%	7
MINUTECLINIC, LLC #1452		7			7
SUPERIOR RESIDENCES AT CALA HILLS		7			7
OPTUM PRIMARY CARE - FOUNTAIN OAKS		3	4	57%	7
LEPE'S HOUSE			7	100%	7
GRACE REHABILITATION CENTER OF VERO BEACH		4	3	43%	7
Ocoee Health Care Center		7			7
TESTD			7	100%	7
CVS NM8918POCT ALBUQUERQUE		7			7
HENDRY/GLADES COUNTY HEALTH DEPARTMENT		6	1	14%	7
ECLRS		2	5	71%	7
PEDIATRICS URGENT CARE, LLC			7	100%	7
CVS TX4397POCT CYPRESS		7			7
FLORIDA PREMIER MEDICAL CARE PA			7	100%	7
HEARTLAND PEDIATRICS OF LAKE PLACID			7	100%	7
COMPLETE FAMILY CARE, LLC/UNIVERSITY OF SAINT MARY		7			7
MEDEXPRESS URGENT CARE - GLENDALE		7			7
VICTORIAN MANOR		2	5	71%	7
MAINE DEPARTMENT OF HEALTH AND HUMAN SERVICES			7	100%	7
LISTENING DOCTOR PLLC, THE		1	6	86%	7
CVS TN4624POCT KNOXVILLE		6	1	14%	7
OCALA REGIONAL KIDNEY CENTER EAST		2	5	71%	7
DELAWARE DEPARTMENT OF HEATH		6	1	14%	7
Rutgers Health Rwj University Hospital - Laboratory		4	3	43%	7
LEE COUNTY HEALTH DEPARTMENT		4	3	43%	7
FAMILY MEDICINE MEDICAL DRIVE		7			7
CVS NC2313POCT RALEIGH		6	1	14%	7
LAWTON CHILES HEALTH CENTER		1	6	86%	7
MEDEXPRESS URGENT CARE-NESHANNOCK TWP		6	1	14%	7
LONGWOOD FAMILY MEDICINE		1	6	86%	7
ST CHARLES BEND LABORATORY		6	1	14%	7
GULF COAST PEDIATRICS OF SARASOTA PA		1	6	86%	7
NON-US			7	100%	7
CVS PA813POCT RICHBORO		7			7
GENTRY PARK ORLANDO ASSISTED LIVING		6	1	14%	7
MEDEXPRESS URGENT CARE - IRVING		7			7
CVS OH3458POCT BEAVERCREEK		7			7
IXI WELLNESS DALLAS, LLC		7			7
Centrastate Medical Center		6	1	14%	7
GRACE WELLNESS CENTER LLC		6	1	14%	7
MINUTECLINIC DIAG OF IND, LLC #6648		5	2	29%	7
GREENVILLE MEMORIAL HOSPITAL LAB			7	100%	7
LIZS ADULT CARE		7			7
MINUTECLINIC DIAGNOSTIC OF OHIO #2964		7			7

COVID-19: testing by laboratory

Data through Apr 25, 2021 verified as of Apr 26, 2021 at 09:25 AM

Data in this report are provisional and subject to change.

The numbers in the table below represent the number of Florida and non-Florida residents for whom test results were received by the Department of Health. A person can be tested by more than one laboratory and can have both positive and negative results. **Therefore, the sum of the numbers in each column will be larger than the total number of people tested.**

Reporting lab	Inconclusive	Negative	Positive	Percent positive	Total
FLORIDA HOSPITAL KISSIMMEE		4	3	43%	7
DOCTOR'S IN-HOUSE LAB/COMMUNITY HEALTH CENTERS OF PINELLAS –PINELLAS P			7	100%	7
HELIX MEDICAL CENTERS		1	6	86%	7
EXCEL URGENT CARE OF PARAMUS LLC		7			7
GAINESVILLE PEDIATRIC ASSOCIATES		1	6	86%	7
PROVIDENCE LABORATORY SERVICES		7			7
KEYSTONE PLACE AT NAPLES PRESERVE		4	3	43%	7
NEMOURS CHILDREN'S HOSPITAL			7	100%	7
MEDEXPRESS URGENT CARE - HOT SPRINGS		7			7
New York Harbor Harbor HCS - Brooklyn Campus		7			7
CRESTWOOD MEDICAL CENTER		5	2	29%	7
Lenox on the Lake			7	100%	7
WATAUGA MEDICAL CENTER		4	3	43%	7
BRADENTON PHYSICIANS MEDICAL CENTER			7	100%	7
AVON PARK PEDIATRICS			7	100%	7
MEDEXPRESS URGENT CARE - BLUEFIELD		6	1	14%	7
CVS NV9841POCT RENO		4	3	43%	7
WILDLIGHT LAB			7	100%	7
DOTHAN WEST FAMILY MEDICINE		5	2	29%	7
FLORIDA HOSPITAL APOPKA		6	1	14%	7
BROWNE MEDICAL LLC		5	2	29%	7
HEALTH CARE LABORATORY SERVICES		1	6	86%	7
AHMG LAKE NONA PRIMARY CARE		7			7
MEDEXPRESS URGENT CARE-DUBOIS		7			7
MEDEXPRESS URGENT CARE-MUNCIE		7			7
RIVER OAKS TREATMENT CENTER			7	100%	7
URGENT TEAM - NASHVILLE		6	1	14%	7
MALABAR FAMILY PRACTICE		4	3	43%	7
EAST SIDE CLINICAL LABORATORY		5	2	29%	7
MEDEXPRESS URGENT CARE - STAUNTON		3	4	57%	7
MEDEXPRESS URGENT CARE - STATE COLLEGE		5	2	29%	7
PANCARE HEALTH - HOSFORD SCHOOL			7	100%	7
NOVANT HEALTH INPATIENT CARE		2	5	71%	7
FIRST PHYSICIANS GROUP - LORRAINE CORNERS		7			7
CVS MINUTE CLINIC DIAG OF IND LLC #5206		6	1	14%	7
PENINSULA CARE AND REHABILITATION CENTER			7	100%	7
ENTRUST IMMEDIATE CARE			7	100%	7
JUPITER ISLAND PUBLIC SAFETY		5	2	29%	7
CVS GA7064POCT STOCKBRIDGE		7			7
CVS CA9721POCT ARCADIA		7			7
TERENCE B MITCHELL MD, INC		3	4	57%	7
LAKE CITY CORRECTIONAL FACILITY			7	100%	7
CVS OH3080POCT HUBER HEIGHTS		6	1	14%	7
GALLUP INDIAN MEDICAL CENTER		7			7
MAXHEALTH		5	2	29%	7
BROOKDALE LAKE ORIENTA			7	100%	7
YAZJI PEDIATRIC CARE LLC DBA TUKA PEDIATRICS			7	100%	7

COVID-19: testing by laboratory

Data through Apr 25, 2021 verified as of Apr 26, 2021 at 09:25 AM

Data in this report are provisional and subject to change.

The numbers in the table below represent the number of Florida and non-Florida residents for whom test results were received by the Department of Health. A person can be tested by more than one laboratory and can have both positive and negative results. **Therefore, the sum of the numbers in each column will be larger than the total number of people tested.**

Reporting lab	Inconclusive	Negative	Positive	Percent positive	Total
LOUISIANA DEPT OF HEALTH			7	100%	7
CARESOUTH HHA HOLDINGS OF TALLAHASSEE LLC		7			7
TREASURE COAST INFECTIOUS DISEASE CONSULTANTS		4	3	43%	7
SCHOOL OF PHARMACY AND PHARMACEUTICAL		7			7
ABBNEY MANOR RETIREMENT RESIDENCE INC		7			7
MINUTECLINIC DIAG OF IND, LLC #10190		6	1	14%	7
MOUNT SINAI BROOKLYN LABORATORY		5	1	17%	6
WAKEMED		1	5	83%	6
FLORIDA HEALTHCARE OF ORLANDO		1	5	83%	6
CALIFORNIA DEPARTMENT OF PUBLIC HEALTH		1	5	83%	6
Northwell Lab		2	4	67%	6
TEXAS MEDCLINIC			6	100%	6
CENTRAL JERSEY URGENT CARE OF BROWN MI		6			6
PATHGROUP LABS, LLC		4	2	33%	6
PARADIGM LABORATORIES			6	100%	6
FLORIDA DEPARTMENT OF HEALTH SEMINOLE COUNTY		1	5	83%	6
HEARTLAND HOME HEALTH CARE		6			6
HENDRY REGIONAL CONVENIENT CARE CENTER			6	100%	6
MEDEXPRESS URGENT CARE MURRYSVILLE		4	2	33%	6
ADVANCED URGENT CARE OF MARATHON		1	5	83%	6
NORTH FLORIDA PEDIATRICS JASPER			6	100%	6
CVS NV2928POCT LAS VEGAS		6			6
CVS MINUTE CLINIC DIAGNOSTIC OF TEXAS		5	1	17%	6
HEART OF FLORIDA HEALTH CENTER INC		1	5	83%	6
BROOKDALE CLERMONT			6	100%	6
Kroger 673 - The Little Clinic Dallas		5	1	17%	6
MINUTECLINIC MINUTECLINIC #3665		6			6
CVS NC6402POCT DAVIDSON		4	2	33%	6
PALMETTO HEALTH ALLIANCE		3	3	50%	6
HOLLY HILL HOME INFUSION SERVICE		5	1	17%	6
COVID RAPID LABS		1	5	83%	6
DIXIE COUNTY EMERGENCY SERVICES			6	100%	6
ADVENT HEALTH - TUSKAWILLA		4	2	33%	6
ALL4KIDZ PEDIATRICS LLC		3	3	50%	6
CVS SC5479POCT INDIAN LAND		6			6
THE PALMS REHABILITATION AND HEALTHCARE CENTER		5	1	17%	6
CELAL GUROL ERBAY, MD			6	100%	6
MEDEXPRESS URGENT CARE-HERSHEY		5	1	17%	6
CVS TX7821POCT LEAGUE CITY		6			6
DISCOVERY VILLAGE AT DEERWOOD			6	100%	6
CVS MA1095POCT AMHERST		5	1	17%	6
SOUTHERN OCEAN MEDICAL CENTER		6			6
LUMADOC HEALTH		4	2	33%	6
AMERICAN EAGLE LEESBURG AL LLC DBA VISTA LAKE			6	100%	6
MERCY COLLEGE HEALTH OFFICE		6			6
MEDEXPRESS URGENT CARE - WAXAHACHIE, N HIGHWAY 77		4	2	33%	6
MEDEXPRESS URGENT CARE - PRINCETON		5	1	17%	6

COVID-19: testing by laboratory

Data through Apr 25, 2021 verified as of Apr 26, 2021 at 09:25 AM

Data in this report are provisional and subject to change.

The numbers in the table below represent the number of Florida and non-Florida residents for whom test results were received by the Department of Health. A person can be tested by more than one laboratory and can have both positive and negative results. **Therefore, the sum of the numbers in each column will be larger than the total number of people tested.**

Reporting lab	Inconclusive	Negative	Positive	Percent positive	Total
UF HEALTH PATHOLOGY LABORATORIES			6	100%	6
MARTHA A PRICE MD PA		3	3	50%	6
BETHESDA COMMUNITY HEALTH CENTER			6	100%	6
MILLER COUNTY HOSPITAL		6			6
CVS PA1296POCT DREXEL HILL		4	2	33%	6
MIAMI RESCUE MISSION CLINIC INC			6	100%	6
MINUTECLINIC DIAGNOSTIC OF TN PC #442		4	2	33%	6
WG WINDSOR WOODS SH LLC		6			6
PROGRESS PHARMACY INC		1	5	83%	6
LRHS Southeastern University		4	2	33%	6
GUTHRIE MEDICAL GROUP LABORATORIES		6			6
TALLAHASSEE MEMORIAL HEALTHCARE			6	100%	6
UPMC HEALTH SYSTEM		4	2	33%	6
MEDEXPRESS URGENT CARE - LOGAN		6			6
MEDEXPRESS URGENT CARE SHADYSIDE		5	1	17%	6
FAMILY CARE MEDICAL CENTER			6	100%	6
UW MEDICINE VIROLOGY LAB			6	100%	6
VALSPAR CHAMPIONSHIP		6			6
CAMELLIA AT DEERWOOD		2	4	67%	6
ASCENSION ST VINCENT'S CLAY COUNTY			6	100%	6
CURATIVE CARE CENTER INC		1	5	83%	6
PROHEALTH MED		1	5	83%	6
MEDEXPRESS URGENT CARE - ELM GROVE		5	1	17%	6
ARLINGTON OF NAPLES		6			6
MEDI PARTNERS OF S FLORIDA LLC		6			6
THE CLINIC PREMISE HEALTH			6	100%	6
MINUTECLINIC #2797		6			6
URGENT CARE HOUSECALLS PA		5	1	17%	6
IMMACULATE HOUSE AT COUNTRYSIDE		6			6
CDRX INFUSION			6	100%	6
PIEDMONT HENRY HOSPITAL, INC		6			6
UNILAB OF DADE INC			6	100%	6
THE WINDSOR OF OCALA		2	4	67%	6
Bon Secours Place		5	1	17%	6
MEDEXPRESS - NEWARK		6			6
PENN NURSING CENTER		6			6
LAKELAND VOLUNTEERS IN MEDICINE INC		4	2	33%	6
HACKENSACK UNIV MED CTR-PATHOLOGY DEPT		6			6
BROWARD COUNTY HEALTH DEPT.			6	100%	6
CLINICAL CARE ASSOCIATES			6	100%	6
TAMIAMI LAB MILLENIUM			6	100%	6
DEPARTMENT OF HEALTH AND HUMAN SERVICES DIVISION OF BEHAVIORAL HEALTH		1	5	83%	6
MEDEXPRESS URGENT CARE - LEDGEWOOD		5	1	17%	6
RIVER CITY PRIMARY AND URGENT CARE			6	100%	6
FLORIDA WOMAN CARE LABORATORY			6	100%	6
MINUTECLINIC, LLC (CLINIC 10928)		6			6
CVS TX8322POCT AUSTIN		6			6

COVID-19: testing by laboratory

Data through Apr 25, 2021 verified as of Apr 26, 2021 at 09:25 AM

Data in this report are provisional and subject to change.

The numbers in the table below represent the number of Florida and non-Florida residents for whom test results were received by the Department of Health. A person can be tested by more than one laboratory and can have both positive and negative results. **Therefore, the sum of the numbers in each column will be larger than the total number of people tested.**

Reporting lab	Inconclusive	Negative	Positive	Percent positive	Total
ELITE MD GROUP INC		2	4	67%	6
BAYSHORE POINTE NURSING AND REHAB CENTER			6	100%	6
CVS IN6654POCT INDIANAPOLIS		5	1	17%	6
LOS ALAMOS NATIONAL LABORATORY		6			6
CVS IN6572POCT INDIANAPOLIS		6			6
AARK LABORATORY		6			6
NEUROSCIENCE AND SPINE ASSOCIATES, PL		5	1	17%	6
WILLOWS AT WILDWOOD, THE		2	4	67%	6
MEDEXPRESS URGENT CARE - WEIRTON		6			6
CVS TX2263POCT SAN ANTONIO		6			6
PRINCETON BMC LABORATORY		6			6
LAKEVIEW TERRACE HOME HEALTH SERVICES LLC			6	100%	6
ENIGMA DIAGNOSTIC, INC.			6	100%	6
OURMED		5	1	17%	6
CVS PA5241POCT CHALFONT		6			6
CVS TX10140POCT THE WOODLANDS		5	1	17%	6
CAPITAL HEALTH PLAN LABORATORIES			6	100%	6
CVS NC5532POCT SUMMERFIELD		6			6
FLORIDA MEDICAL SPECIALISTS		2	4	67%	6
PUBLIC HEALTH LAB		6			6
DOCTORS HOSPITAL OF AUGUSTA		6			6
BNR PHARMACY INC		6			6
JERSEY SHORE MEDICAL CENTER		6			6
ADVENTHEALTH CAR CENTER APOPKA			6	100%	6
URGENT TEAM - MUSCLE SHOALS		6			6
REVA INC		2	4	67%	6
UT SOUTHWESTERN MEDICAL CENTER			6	100%	6
CVS MI8049POCT WATERFORD		5	1	17%	6
FLORIDA DEPARTMENT OF HEALTH IN MIAMI DADE COUNTY		5	1	17%	6
RAPID MEDLAB (004MO)		5	1	17%	6
TRUSTBRIDGE			6	100%	6
CONCENTRA			6	100%	6
CVS TX1104POCT ALLEN		6			6
REDMED OF CROSSTOWN		3	3	50%	6
FAMILY TREE PRIMARY CARE		5	1	17%	6
MERCY URGENT CARE			6	100%	6
MAXCARE CLINIC			6	100%	6
PANCARE HEALTH - ALTHA PUBLIC			6	100%	6
CVS MA957POCT WEST SPRINGFIELD		6			6
XPRESS URGENT CARE LLC		6			6
VILLAGES HEALTH, THE		4	2	33%	6
CVS MA1852POCT MEDWAY		6			6
GENESIS FAMILY PRACTICE		3	3	50%	6
CVS NJ2815POCT E BRUNSWICK		4	2	33%	6
MINUTECLINIC, LLC #07852		5	1	17%	6
SANTOS REHABILITATION CENTER INC			6	100%	6
ADVENTHEALTH MEDICALGROUP PEDIATRICS AT ORLANDO		6			6

COVID-19: testing by laboratory

Data through Apr 25, 2021 verified as of Apr 26, 2021 at 09:25 AM

Data in this report are provisional and subject to change.

The numbers in the table below represent the number of Florida and non-Florida residents for whom test results were received by the Department of Health. A person can be tested by more than one laboratory and can have both positive and negative results. **Therefore, the sum of the numbers in each column will be larger than the total number of people tested.**

Reporting lab	Inconclusive	Negative	Positive	Percent positive	Total
CHILDREN'S HOSPITAL OF PHILADELPHIA		5	1	17%	6
MCR HEALTH LAWTON CHILES ADMINISTRATION STE A		1	5	83%	6
Kennedy University Hospital		5	1	17%	6
DOCTORS OFFICE OF NEW JERSEY		6			6
COVID TESTING LLC			6	100%	6
SHEEPSHEAD BAY URGENT CARE		6			6
PHYSICIANS URGENT CARE BERRY FARMS		4	2	33%	6
AMERICAN MEDICAL RESPONSE - DENVER		3	3	50%	6
FLORIDA DEPARTMENT OF HEALTH IN SARASOTA COUNTY		5	1	17%	6
IVY ROSEN MD PLLC		6			6
CVS PA1379POCT LANSDALE		5	1	17%	6
PREMIER FAMILY HEALTH PA			6	100%	6
Hiawatha Care Center		6			6
CVS OH2518POCT COLUMBUS		5	1	17%	6
GENTLE MEDICINE ASSOCIATES / DR. REGINE BATAILLE		6			6
CVS SC5550POCT CLOVER		5	1	17%	6
HUNTERS CREEK PEDIATRICS		6			6
UNIVERISTY OF MIAMI			6	100%	6
Madison Health & Rehabilitation		6			6
PALM HARBOR DERMATOLOGY		4	2	33%	6
QUATRACOR PLLC		6			6
MINUTECLINIC LLC #5041		2	4	67%	6
Enterprise Health and Rehabilitation Center		6			6
CVS NATIONAL HARBOR MD2297714CV		6			6
ORLANDO HEALTH PHYSICIAN GROUP			6	100%	6
LEHIGH REGIONAL MEDICAL CENTER LABORATORY		3	3	50%	6
SANITAS LAUDERDALE LAKES			6	100%	6
Oakwood - North Baldwins Center for Living		6			6
BETH ISRAEL DEACONESS MEDICAL CENTER			6	100%	6
BAYCARE ALLIANT HOSPITAL			6	100%	6
ADVENTHEALTH CELEBRATION EMPLOYEE CLINIC		6			6
AMERICAN HEALTH ASSOC. LABORATORY SOUTH		4	2	33%	6
BOCA VIPEDIATRICS			6	100%	6
FLEET LANDING			6	100%	6
CITIZENS BAPTIST MEDICAL CENTERS LAB		5	1	17%	6
JOSEF SCHENKER, MD, PC		6			6
CVS MA2401POCT MARSHFIELD		5	1	17%	6
DEPARTMENT OF HEALTH AND HUMAN SERVICES STATE OF NEW HAMPSHIRE			6	100%	6
INDIANA STATE DEPARTMENT OF HEALTH LABORATORIES			6	100%	6
CVS MINUTE CLINIC DIAGNOSTIC MED GRP OF CAL		5	1	17%	6
BROWARD TRANSITIONAL CENTER			6	100%	6
MEDEXPRESS URGENT CARE - HUNTINGTON WE		6			6
CVS KY4779POCT LOUISVILLE		4	2	33%	6
SOUTHEASTERN DERMATOLOGY GROUP PA		5	1	17%	6
ATLANTIC COMMUNITY HIGH SCHOOL		5	1	17%	6
COMPUNET CLINICAL LAB			6	100%	6
WIREGRASS MEDICAL CENTER			6	100%	6

COVID-19: testing by laboratory

Data through Apr 25, 2021 verified as of Apr 26, 2021 at 09:25 AM

Data in this report are provisional and subject to change.

The numbers in the table below represent the number of Florida and non-Florida residents for whom test results were received by the Department of Health. A person can be tested by more than one laboratory and can have both positive and negative results. **Therefore, the sum of the numbers in each column will be larger than the total number of people tested.**

Reporting lab	Inconclusive	Negative	Positive	Percent positive	Total
MINUTECLINIC MINUTECLINIC #921		6			6
VIERA PEDIATRICS		1	5	83%	6
MINUTECLINIC DIAGNOSTIC OF KENTUCKY		6			6
MEDEXPRESS URGENT CARE-PITTSFIELD		6			6
ALLEGRO FLEMING ISLAND		1	5	83%	6
OVIEDO CHILDRENS HEALTH CENTER LLC		1	5	83%	6
MEDEXPRESS - COLLINSVILLE BELT LINE		4	2	33%	6
Englewood Health Care Center		6			6
PLEASANTVILLE OF SEBASTIAN LLC			6	100%	6
CENTRAL FLORIDA PRIMARY CARE			6	100%	6
UNILAB		2	4	67%	6
TULLAHOMA HMA, LLC		5	1	17%	6
MINUTECLINIC DIAGNOSTICS OF IND LLC		3	3	50%	6
RURAL HEALTH CARE INC			6	100%	6
FIRST COAST CARDIOVASCULAR INSTITUTE PA			6	100%	6
MD NOW MEDICAL CENTER			6	100%	6
WELLSTAR ATLANTA MEDICAL CENTER LABORA		5	1	17%	6
SAINT PETER'S UNIVERSITY HOSPITAL		6			6
MEDICAL CENTER AT OCEAN REEF		1	5	83%	6
MEDEXPRESS URGENT CARE - MBURG COMMONS		5	1	17%	6
UT MEMPHIS UNIVERSITY HEALTH SERVICES			6	100%	6
MEDEXPRESS URGENT CARE, CHAMBERSBURG		5	1	17%	6
QUICK CARE MED WALK IN AND URGENT CARE			6	100%	6
HELIX KH UC		1	5	83%	6
MINUTECLINIC 7196		5	1	17%	6
TIMBER CREEK PEDIATRICS		6			6
ELITE MEDICAL CENTER		1	5	83%	6
MANATEE MEMORIAL HOSPITAL CLINICAL LABORATORY			6	100%	6
LPG COCONUT POINT - FAMILY/ INTERNAL MEDICINE		6			6
PELICAN LANDING		1	5	83%	6
CVS NH6596POCT HAMPTON		6			6
MCKENZIE-WILLAMETTE MEDICAL CENTER LAB		6			6
CVS IN8669POCT INDIANAPOLIS		5	1	17%	6
CELEBRATION PEDIATRICS PA			6	100%	6
PR HEALTH		1	5	83%	6
PRESBYTERIAN HOME		6			6
DAVISON HEALTH CENTER WESLEYAN UNIVERS		6			6
MARSHALL MEDICAL CENTER SOUTH LAB		5	1	17%	6
ANTHONY-BROWN PHARMACY		6			6
CVS MD1515POCT LEONARDTOWN		4	2	33%	6
CAREWELL 301 - WARWICK			6	100%	6
Advanced Care Center			6	100%	6
MINUTECLINIC DIAGNOSTIC OF VIRGINIA, LLC		6			6
CVS NJ862POCT MARLBORO		5	1	17%	6
INNOVATIVE COVID-DIVERSEY			5	100%	5
CVS NC3853POCT BURLINGTON		4	1	20%	5
LAKEVIEW HEALTHCARE SYSTEM LLC			5	100%	5

COVID-19: testing by laboratory

Data through Apr 25, 2021 verified as of Apr 26, 2021 at 09:25 AM

Data in this report are provisional and subject to change.

The numbers in the table below represent the number of Florida and non-Florida residents for whom test results were received by the Department of Health. A person can be tested by more than one laboratory and can have both positive and negative results. **Therefore, the sum of the numbers in each column will be larger than the total number of people tested.**

Reporting lab	Inconclusive	Negative	Positive	Percent positive	Total
EGL GENETICS DIAGNOSTICS			5	100%	5
CVS AZ10150POCT PHOENIX		4	1	20%	5
ADVENT HEALTH MEDICAL GROUP		4	1	20%	5
CVS MA2172POCT NORTH GRAFTON		5			5
SJH			5	100%	5
Edward Hines, Jr. VA Hospital		4	1	20%	5
MEDICAL UNIVERSITY SC HOSPITAL			5	100%	5
JOE DIMAGGIO CHILDREN'S HOSPITAL		1	4	80%	5
BAYSHORE LABORATORY		4	1	20%	5
MEDICAL CENTER, THE		5			5
Life Care Center of Estero			5	100%	5
AMAVIDA		5			5
APOLLO GARDENS RETIREMENT RESIDENCE CARE		5			5
MINUTECLINIC DIAG OF IND LLC #6840		5			5
CVS OH3393POCT AURORA		4	1	20%	5
BIOTECH CLINICAL LABORATORY			5	100%	5
FOUNDCARE, INC			5	100%	5
FRESENIUS KIDNEY CARE SOUTH ORLANDO			5	100%	5
ST JOSEPHS HOSPITAL PATHOLOGY LAB		4	1	20%	5
LIVING WATERS MEDICAL CENTER			5	100%	5
SOUTH BEND MEDICAL FOUNDATION			5	100%	5
ADVANCED HEART CARE OF SOUTH FLORIDA		5			5
MEDEXPRESS URGENT CARE - WILKES BARRE		4	1	20%	5
ST JOHNS BIOMEDICAL LAB		5			5
AEL KNOXVILLE			5	100%	5
EASTCHESTER PEDIATRIC MEDICAL GROUP		5			5
URGENT CARE COASTAL GA			5	100%	5
THE DOCTORS CENTER HEALTHCARE-SOUTHSIDE		1	4	80%	5
ATLANTIC SURGERY CENTER OF JACKSONVILLE BEACH		5			5
CVS NC2771POCT CLAYTON		4	1	20%	5
NORTHSIDE HOSPITAL- CHEROKEE		4	1	20%	5
NEW YORK PHYSICIANS LLP		5			5
INFECTION CONTROL/ EMPHEALTH		3	2	40%	5
WESTMINSTER SHORES			5	100%	5
CFP PHYSICIANS GROUP			5	100%	5
MINUTECLINIC OF NEVADA-2955 S FT APACH		5			5
CARL R DARNALL ARMY MEDICAL CENTER			5	100%	5
MINUTECLINIC DIAG OF IND, LLC #6910		5			5
RIO PINAR HEALTH CARE			5	100%	5
NORTHPORT MEDICAL CENTER LAB		5			5
MINIUTECLINIC DIAG OF IND, LLC #6553		5			5
ADVENTHEALTH ORLANDO INTERNATIONAL AIRPORT			5	100%	5
MEDEXPRESS URGENT CARE MARTINSBURG		3	2	40%	5
ST VINCENTS AMBULATORY CARE INC		3	2	40%	5
THE LITTLE CLINIC			5	100%	5
EAST CENTRAL FLORIDA OUT PATIENT IMAGING			5	100%	5
ALLIANCE FOR MULTISPECIALTY RESEARCH		5			5

COVID-19: testing by laboratory

Data through Apr 25, 2021 verified as of Apr 26, 2021 at 09:25 AM

Data in this report are provisional and subject to change.

The numbers in the table below represent the number of Florida and non-Florida residents for whom test results were received by the Department of Health. A person can be tested by more than one laboratory and can have both positive and negative results. **Therefore, the sum of the numbers in each column will be larger than the total number of people tested.**

Reporting lab	Inconclusive	Negative	Positive	Percent positive	Total
HEALTHCARE NETWORK OF SOUTHWEST FLORIDA			5	100%	5
FHPG FAMILY MEDICAL CENTER OF TAMPA BAY		1	4	80%	5
ENT AND ALLERGY ASSOCIATES OF FLORIDA, LLC			5	100%	5
CVS CT750POCT ENFIELD		5			5
CVS IL5797POCT CAROL STREAM		5			5
INSTANT MEDICAL CARE CENTER		4	1	20%	5
CHELSEA NYC LAB		5			5
Charles George VAMC		5			5
BAPTIST HOSPITAL EMPLOYEE HEALTH OFF			5	100%	5
COPELAND MEDICAL CLINIC		3	2	40%	5
MEDEXPRESS URGENT CARE LAVALE		5			5
CVS TX7825POCT FRISCO		4	1	20%	5
XRL SXF REF LAB		5			5
GULF COAST VETERANS HCS PANAMA CITY OPC		5			5
MEDEXPRESS URGENT CARE - MOUNTAIN HOME		4	1	20%	5
NIBHA MEDIRATTA MD PL			5	100%	5
GRADY MEMORIAL HOSPITAL/MICRO			5	100%	5
HAWTHORNE HEALTH AND REHABILITATION			5	100%	5
WILLOW CREEK RETIREMENT CENTER		5			5
NORTHWOOD UNIVERSITY-BENNETT SPORTS CENTER		5			5
RIVERVIEW ALF OPERATOR LLC			5	100%	5
URGENT CARE OF ERWIN		5			5
GENEVA GENERAL HOSPITAL LABORATORY		3	2	40%	5
CVS AZ9290POCT PHOENIX		4	1	20%	5
NORTHERN MICHIGAN UNIVERSITY ATHLETICS		5			5
DISCOVERY VILLAGE AT STUART		2	3	60%	5
INVERNESS FAMILY CARE HIGH RISK PLLC			5	100%	5
ARC POINT LABS OF AUSTIN NORTH			5	100%	5
SARASOTA IMMEDIATE CARE			5	100%	5
BROOKDALE NEW PORT RICHEY			5	100%	5
CITRUS HEALTH NETWORK INC		2	3	60%	5
DIAGNOSTECHS		4	1	20%	5
AHC Decatur County		5			5
STARMED FAMILY & URGENT CARE			5	100%	5
CVS IL8751POCT CHICAGO		5			5
LAFAYETTE NURSING AND REHAB			5	100%	5
MD NOW MEDICAL CENTER INC			5	100%	5
NORTH SHORE HEMATOLOGY-ONCOLOGY ASSOCIATES, PC		5			5
PATIENT FIRST - LEESBURG			5	100%	5
FLORIDA PRIMARY & SPECIALTY CARE		5			5
PEDIATRICS OF ALTAMONTE		5			5
NORTHSIDE MEDICAL CENTER		5			5
LABCORP UNSPECIFIED		5			5
PRL NYC PANDEMIC RESPONSE LAB			5	100%	5
CLINICAL PATHOLOGY LABORATORIES			5	100%	5
RHEA MEDICAL CENTER		5			5
MID - FLORIDA PATHOLOGY LLC		1	4	80%	5

COVID-19: testing by laboratory

Data through Apr 25, 2021 verified as of Apr 26, 2021 at 09:25 AM

Data in this report are provisional and subject to change.

The numbers in the table below represent the number of Florida and non-Florida residents for whom test results were received by the Department of Health. A person can be tested by more than one laboratory and can have both positive and negative results. **Therefore, the sum of the numbers in each column will be larger than the total number of people tested.**

Reporting lab	Inconclusive	Negative	Positive	Percent positive	Total
MINUTECLINIC, LLC #1431		4	1	20%	5
FRANCES WARDE MEDICAL LABORATORY		2	3	60%	5
MEDEXPRESS URGENT CARE - WALDORF, CRAIN HWY		5			5
ARKANSAS DEPARTMENT OF HEALTH			5	100%	5
WATERTOWN URGENT CARE PLLC		5			5
LEVY COUNTY DEPT. OF PUBLIC SAFETY		2	3	60%	5
CLINICAL CARE INC			5	100%	5
WILSON PEDIATRICS			5	100%	5
MED EXPRESS URGENT CARE PC - MARYLAND		4	1	20%	5
WASHINGTON COLLEGE HEALTH SERVICES		5			5
CVS ME329POCT PORTLAND		5			5
INVESCLINIC US, LLC		5			5
MARION COUNTY FIRE RESCUE		3	2	40%	5
CVS IN5696POCT FORT WAYNE		5			5
FORSYTH HOUSE			5	100%	5
DELAWARE PUBLIC HEALTH LABORATORY		2	3	60%	5
LPG PEDIATRICS AT CAPE CORAL		5			5
CVS OH10893POCT PARMA		2	3	60%	5
PARADISE VILLA ALF INCORPORATED		5			5
MORGAN STANLEY HEALTH CENTER		5			5
UNC HOSPITAL/MCLENDON CLINICAL LABORATORIES			5	100%	5
FIFTH AVENUE PEDIATRICS		3	2	40%	5
MD ANDERSON CANCER CENTER DI BAY AREA			5	100%	5
MIZELL MEMORIAL HOSPITAL			5	100%	5
MINUTECLINIC # 21110		3	2	40%	5
PINECREST PEDIATRICS GROUP LLC			5	100%	5
MENORAH MANOR			5	100%	5
MEDEXPRESS URGENT CARE FOX CHAPEL		5			5
ALPHADERA LABS, LLC			5	100%	5
MEDEXPRESS URGENT CARE PLEASANT HILLS		4	1	20%	5
MEDEXPRESS URGENT CARE - BECKLEY CROSS		4	1	20%	5
ABSOLUTE HEALTH		5			5
DOCTORS HOSPITAL LAB MEDICAL OFFICE BUILDING			5	100%	5
CVS IN6551POCT MOORESVILLE		4	1	20%	5
CVS MA447POCT NORTHAMPTON		3	2	40%	5
METHODIST HEALTHCARE UNIVERSITY HOSPIT		5			5
UNIVERISTY OF MEMPHIS ATHLETIC TRAINI		5			5
CVS PA2688POCT COLLEGEVILLE		5			5
IMMERSION RESIDENTIAL LLC			5	100%	5
PEDIATRICS OF CENTRAL FLORIDA - POINCIANA		3	2	40%	5
MEDEXPRESS URGENT CARE - BRIDGEVILLE		5			5
COVENANT COLLEGE HEALTH SERVICES		5			5
MEDEXPRESS - NEW CASTLE, DUPONT HWY		4	1	20%	5
MINUTECLINIC DIAG OF IND, LLC #8645		5			5
HILLSBOROUGH COUNTY HEALTH DEPARTMENT			5	100%	5
NOVANT HEALTH UVA		2	3	60%	5
DOCS URGENT CARE		1	4	80%	5

COVID-19: testing by laboratory

Data through Apr 25, 2021 verified as of Apr 26, 2021 at 09:25 AM

Data in this report are provisional and subject to change.

The numbers in the table below represent the number of Florida and non-Florida residents for whom test results were received by the Department of Health. A person can be tested by more than one laboratory and can have both positive and negative results. **Therefore, the sum of the numbers in each column will be larger than the total number of people tested.**

Reporting lab	Inconclusive	Negative	Positive	Percent positive	Total
INDIAN RIVER PRIMARY CARE PA		5			5
JOHN T MACKAY MD			5	100%	5
OCHSNER MEDICAL CENTER			5	100%	5
FLAGLER HEALTH SERVICES INC			5	100%	5
WALGREENS# 00323		5			5
THE RETREAT AT PORT ORANGE			5	100%	5
WHITE WILSON MEDICAL CENTER - FWB		1	4	80%	5
TIFT REGIONAL HLTH SYSTEM, INC DBA SOU		5			5
PREMIER MEDICAL LABORATORY	1	2	2	40%	5
REHABILITATION CENTER AT JUPITER GARDENS		5			5
ST BARNABAS HOSPITAL		5			5
THONOTOSASSA COMMUNITY HEALTH CENTER		1	4	80%	5
Samuel S. Stratton VAMC		5			5
PREMIER PEDIATRICS		1	4	80%	5
ELITE CARE			5	100%	5
MEDEXPRESS URGENT CARE - DANVILLE		5			5
SPRINGHILL SENIOR RESIDENCE		5			5
QUALITY MEDICAL CARE			5	100%	5
CARENOW URGENT CARE - WINTER SPRINGS		4	1	20%	5
CVS MA1845POCT WILMINGTON		4	1	20%	5
REELFOOT FAMILY WALK IN CLINIC		4	1	20%	5
MINUTECLINIC DIAGNOSTIC OF PENNSYLVANIA, LLD #1545		5			5
MINUTECLINIC DIAGNOSTIC OF OHIO #6139		5			5
JUPITER ISLAND MEDICAL CLINIC INC		5			5
BEACH HOUSE		5			5
RUSH UNIVERSITY MEDICAL CENTER LABORATORY			5	100%	5
CAPE COD HOSPITAL			5	100%	5
MEASE CONTINUING CARE		3	2	40%	5
CHAMPLAIN VALLEY PHYSICIANS HOSPITAL		3	2	40%	5
MINUTE CLINIC LLC #1831		5			5
SAFETY HARBOR SENIOR LIVING			5	100%	5
MEDEXPRESS URGENT CARE - FREDERICK		5			5
CVS GA2279POCT SUWANEE		5			5
ELDER ALTERNATIVES INC		3	2	40%	5
INTERNAL MEDICINE & PRIMARY CARE ASSOCIATES, PLC			5	100%	5
UCF STUDENT HEALTH SERVICES LABORATORY		2	3	60%	5
Kroger 449 - The Little Clinic Mountain Park		4	1	20%	5
ADVANCED PEDIATRICS OF BOCA LLC			5	100%	5
CVS NV408817POCT LAS VEGAS		1	4	80%	5
FLORIDA CLINICAL LABORATORY - BIOREFERENCE LABORATORIES		2	3	60%	5
PUTNAM HOSPITAL CENTER LABORATORY		5			5
CVS IN6757POCT COLUMBUS		5			5
THE UNIVERSITY OF VERMONT MEDICAL CENTER		4	1	20%	5
CVS TN7698POCT KNOXVILLE		5			5
RURAL/METRO MIDSOUTH,		5			5
CVS GA5622POCT DALLAS		3	2	40%	5
EAST BANK HOSPITAL - UNIVERSITY OF MINNESOTA MEDICAL CENTER			5	100%	5

COVID-19: testing by laboratory

Data through Apr 25, 2021 verified as of Apr 26, 2021 at 09:25 AM

Data in this report are provisional and subject to change.

The numbers in the table below represent the number of Florida and non-Florida residents for whom test results were received by the Department of Health. A person can be tested by more than one laboratory and can have both positive and negative results. **Therefore, the sum of the numbers in each column will be larger than the total number of people tested.**

Reporting lab	Inconclusive	Negative	Positive	Percent positive	Total
PEDIATRIC URGENT HEALTH CARE			5	100%	5
CYPRESS CREEK MEDICAL CENTER			5	100%	5
OMNICARE PHARMACY OFTEXAS 1, LP DBA OMNICARE		5			5
CARENOW URGENT CARE - CENTRAL AUSTIN		1	4	80%	5
BOROPARK URGENT CARE		4	1	20%	5
CFS WELLNESS AND MED SPA LLC			5	100%	5
CVS SC4122POCT TAYLORS		5			5
DEPARTMENT OF HEALTH AND HUMAN SERVICES LANSING			5	100%	5
MASSASHUSETTS STATE LAB INSTITUTE		2	3	60%	5
RUSSELL SAGE COLLEGE WELLNESS CENTER		5			5
Kroger 099 - The Little Clinic Fort Collins		5			5
NATURE COAST PRIMARY CARE LAB LLC		1	4	80%	5
FAMILY TREE DNA			5	100%	5
FLORIDA PRIMARY CARE AND SPORTS MEDICINE INC		2	3	60%	5
PRECISION DIAGNOSTICS INC - NJ		5			5
FLORIDA DEPARTMENT OF HEALTH - INVERNESS		3	2	40%	5
BLUETAIL MEDICAL GROUP, LLC		4	1	20%	5
COOPER HOSPITAL/UNIVERSITY MEDICAL		5			5
UNIVERSITY OF MIAMI / SCCC RESEARCH LABORATORY			5	100%	5
VEIL VALLEY MEDICAL CENTER			5	100%	5
LAKE NONA PEDIATRICS IN ASSOCIATION WITH NEMOURS		5			5
CVS TX5877POCT PEARLAND		5			5
MIAMI CANCER INSTITUTE			5	100%	5
BROWARD MEDICAL AND URGENT CARE		5			5
SOUTH FLORIDA FAMILY HEALTH & RESEARCH CTR			5	100%	5
LAKE COUNTY DETENTION CENTER		3	2	40%	5
PM PEDIATRICS OF SELDEN		3	2	40%	5
Army Residence Community		5			5
PHYSICIANS IMMEDIATE CARE ELGIN			5	100%	5
CELERION			5	100%	5
OCCMED SOLUTIONS		2	3	60%	5
CVS MO10053POCT SAINT PETERS		5			5
DAVENPORT PEDIATRICS PA		1	4	80%	5
CLINICAL LABORATORIES OF THE BUFFALO		4	1	20%	5
WEST PACIFIC MEDICAL LABORATORY			5	100%	5
REGIONAL MEDICAL CENTER BAYONET POINT			5	100%	5
SOUTHEAST GEORGIA PHYSICIAN ASSOCIATES		4	1	20%	5
USCG SECTOR ST PETE		1	4	80%	5
MINUTECLINIC DIAGNOSTIC OF PENNSYLVAN		4	1	20%	5
SCIENCE CARE			5	100%	5
POWERS PEDIATRICS			5	100%	5
HUNT CLUB MEDICAL CARE			5	100%	5
THE CLINIC OF PEDIATRICS & GI MEDICINE, INC			5	100%	5
FALLSBURG CHAI		5			5
PRECISION LABS LLC		2	3	60%	5
BRIGHAM AND WOMEN'S HOSPITAL		1	4	80%	5
MINUTECLINIC DIAGNOSTIC OF VIRGINIA, LLC #1980		3	2	40%	5

COVID-19: testing by laboratory

Data through Apr 25, 2021 verified as of Apr 26, 2021 at 09:25 AM

Data in this report are provisional and subject to change.

The numbers in the table below represent the number of Florida and non-Florida residents for whom test results were received by the Department of Health. A person can be tested by more than one laboratory and can have both positive and negative results. **Therefore, the sum of the numbers in each column will be larger than the total number of people tested.**

Reporting lab	Inconclusive	Negative	Positive	Percent positive	Total
JACKSON SOUTH COMMUNITY HOSPITAL LAB			5	100%	5
MINNESOTA DEPARTMENT OF HEALTH PUBLIC HEALTH LABORATORY DIVISION	1		4	80%	5
BAYCARE MEDICAL GROUP, INC		5			5
CVS MA507POCT LEOMINSTER		4	1	20%	5
MINUTECLINIC, LLC #7139		5			5
COMMONS AT ORLANDO LUTHERAN TOWERS SNF			5	100%	5
RELIANT IMMUNE DIAGNOSTICS			5	100%	5
LIFEPLUS HEALTHCARE GROUP INC		5			5
CVS TN6414POCT SMYRNA		3	2	40%	5
CVS PA258POCT MCKEES ROCKS		5			5
BUEN PASTOR MEDICAL CENTER, INC			5	100%	5
Walker BaptistMedCtr		4	1	20%	5
CVS PA10034POCT PITTSBURGH		5			5
CAREHERE LCS- EUSTIS			5	100%	5
CVS CA9606POCT TEMECULA		5			5
BAPTIST HEALTH - TOWN CENTER			5	100%	5
MEDEXPRESS URGENT CARE- COLUMBIA HEIGH		5			5
PICHARDO CLINIC, THE		3	2	40%	5
MEDEXPRESS URGENT CARE - SOUTH PARKERSBURG		5			5
KETTERING HEALTH			5	100%	5
MEDICAL CENTER OF BLOUNTSTOWN			5	100%	5
ADVICE FOR OPTIMAL WELLNESS		2	3	60%	5
SUTTER TRACY COMMUNITY HOSPITAL			5	100%	5
AUGUSTA HEALTH			5	100%	5
Hillspring of Springboro		5			5
PRINCIPLE HOSPICE SERVICE, LLC			5	100%	5
KEYSTONE REHABILITATION AND HEALTH CENTER		1	4	80%	5
SONATA VERO BEACH		5			5
MIAMI MEDICAL CONSULTANT PA			5	100%	5
HELIX DIAGNOSTIX		2	3	60%	5
PIEDMONT NEWNAN HOSPITAL		4	1	20%	5
COLUMBIA MEMORIAL HOSPITAL LABORATORY		5			5
FLORIDA HOSPITAL LAKE MARY		5			5
GARDENS PEDIATRICS			5	100%	5
GENTLE HANDS MOBILE PHLEBOTOMY			5	100%	5
STEBEN COUNTY PUBLIC HEALTH		5			5
WINCHESTER MEDICAL CENTER			5	100%	5
UNIVERSITY OF CHICAGO MEDICAL CENTER LAB			5	100%	5
QUINTON MEMORIAL HEALTH CARE CENTER		5			5
LABS PLUS LLC		5			5
ATLANTA PLUS URGENT CARE			5	100%	5
CLEVELAND CLINIC MARTIN HEALTH NURSING & RESTORATIVE		5			5
CVS MA394POCT SEEKONK		5			5
MINUTECLINIC, DIAGNOSTIC OF TEXAS, LLC		5			5
NORTH DADE NURSING AND REHABILITATION CENTER			5	100%	5
JOSEPH SCHENKER MD PC		5			5
TANNER MEDICAL CENTER EAST AL		5			5

COVID-19: testing by laboratory

Data through Apr 25, 2021 verified as of Apr 26, 2021 at 09:25 AM

Data in this report are provisional and subject to change.

The numbers in the table below represent the number of Florida and non-Florida residents for whom test results were received by the Department of Health. A person can be tested by more than one laboratory and can have both positive and negative results. **Therefore, the sum of the numbers in each column will be larger than the total number of people tested.**

Reporting lab	Inconclusive	Negative	Positive	Percent positive	Total
DICKSON MEDICAL ASSOCIATES PC PATH LAB		4	1	20%	5
OPTUMCARE FLORIDA, LLC		3	2	40%	5
CVS IL8750POCT CHICAGO		3	2	40%	5
LAKE MARY HEALTH AND REHABILITATION CENTER		1	4	80%	5
MEDEXPRESS URGENT CARE HUNTINGTON		5			5
QUEST DIAGNOSTICS PSC		1	4	80%	5
FINLAY		1	4	80%	5
PIEDMONT HOSPITAL LAB			5	100%	5
SIGNATURE URGENT CARE			5	100%	5
CVS AZ9210POCT SCOTTSDALE		5			5
SEASIDE MANOR			5	100%	5
AHF PUBLIC HEALTH LABORATORY			5	100%	5
URGENT MED INC		3	2	40%	5
WELLMED AT FORT PIERCE		3	2	40%	5
WOODHULL MEDICAL AND MENTAL HEALTH CTR		5			5
ADVENTHEALTH MEDICAL GROUP FAMILY AND INTERNAL		4	1	20%	5
FRESENIUS MEDICAL CARE			5	100%	5
Birchaven		5			5
CVS SC1540POCT MYRTLE BEACH		4	1	20%	5
COLONIAL MEDICAL CENTER-EAST ORLANDO			4	100%	4
MINUTECLINIC DIAGNOSTIC OF MICHIGAN, P		4			4
FCHC (OB)-DARWIN SQUARE CTR.			4	100%	4
CVS IL1170POCT JOLIET		4			4
ENGLE CENTER FOR HEALTH SERVICES		4			4
MEDEXPRESS URGENT CARE, FAIRMONT		4			4
MD NOW URGENT CARE - DELRAY WEST			4	100%	4
CVS TX5807POCT PEARLAND		4			4
LOUISIANA DEPT. OF HEALTH AND HOSPITALS-INFECTIOUS DISEASE EPI SECTION			4	100%	4
CREATIVE PHARMACY SOLUTIONS EAST		4			4
MINUTECLINIC DIAG OF IND, LLC #6483		2	2	50%	4
AFC URGENT CARE GUNBARREL			4	100%	4
NORTH OKALOOSA CLINIC CORP		1	3	75%	4
INTERMOUNTAIN HEALTHCARE CENTRAL LABORATORY			4	100%	4
PANCARE HEALTH - PONCE DE LEON			4	100%	4
NOVANT HEALTH PRESBYTERIAN		2	2	50%	4
COVENIENT CARE MEDICAL CLINIC			4	100%	4
CAREMOUNT MEDICAL PC - BEDFORD URGENT		4			4
URGENT CARE - OCONEE		2	2	50%	4
APOPKA FAMILY HEALTH CENTER		3	1	25%	4
CVS MO4850POCT SPRINGFIELD		4			4
SIENA COLLEGE SPORTS MEDICINE CENTER		4			4
CAPITAL HEALTH LABORATORY INC			4	100%	4
TMH PHYSICIAN PARTNERS SOUTHWOOD		1	3	75%	4
BIOTEST PLASMA CENTER		4			4
GILCHRIST COUNTY HEALTH DEPT			4	100%	4
CORTLAND REGIONAL MEDICAL CENTER		4			4
UF HEALTH PATHOLOGY LABORATORIES			4	100%	4

COVID-19: testing by laboratory

Data through Apr 25, 2021 verified as of Apr 26, 2021 at 09:25 AM

Data in this report are provisional and subject to change.

The numbers in the table below represent the number of Florida and non-Florida residents for whom test results were received by the Department of Health. A person can be tested by more than one laboratory and can have both positive and negative results. **Therefore, the sum of the numbers in each column will be larger than the total number of people tested.**

Reporting lab	Inconclusive	Negative	Positive	Percent positive	Total
HEARTLAND - CHARLESTON OF HANAHAN SC,		4			4
MINUTECLINIC DIAGNOSTIC MED GRP OF SAN		3	1	25%	4
MINUTECLINIC DIAGNOSTIC OF WISCONSIN, LLC		4			4
MEDEXPRESS URGENT CARE CHICOPEE		3	1	25%	4
GIEBEIG FAMILY MEDICINE PA			4	100%	4
AIREVAC INTERNATIONAL		4			4
JOHNNIE RUTH CLARKE LAB			4	100%	4
BLACK STALLION WALK IN AND EXERCISE CLINICS LLC		1	3	75%	4
WINDER NURSING INC DBA WINDER HEALTH CARE		4			4
PHYSICIANS QUALITY CARE			4	100%	4
DYNACARE LABORATORIES			4	100%	4
Crowne Health Care of Montgomery		4			4
MEDEXPRESS URGENT CARE - EWING		4			4
RELIANT ACUTE CARE			4	100%	4
CVS SC2269POCT COLUMBIA		3	1	25%	4
MEDEXPRESS URGENT CARE- ALLISON PARK		2	2	50%	4
SACRED HEART HEALTH SYSTEMS INC			4	100%	4
CVS NH2257POCT MANCHESTER		4			4
NDX-CORE LAB			4	100%	4
CHILDREN'S HEALTHCARE OF ATLANTA		4			4
BELL-MINOR HOME		4			4
WELLMED AT APOLLO BEACH BLVD		2	2	50%	4
Mill Valley Care Center		4			4
WHITE EARTH IHS MAIN LAB		4			4
ORLANDO REGIONAL HEALTH SERVICES		2	2	50%	4
INTERMARKET FACILITY			4	100%	4
BETHESDA HOSPITAL WEST BLOOD GAS LAB			4	100%	4
MEDEXPRESS URGENT CARE - SUMMERSVILLE, WEBSTER RD		4			4
FLORIDA MEDICAL CLINIC -INTERNAL MED DADE CITY			4	100%	4
Chestnut Park Rehabilitation and Nursing Center		4			4
ADVANCED URGENT CARE LLC		1	3	75%	4
OMNICARE PHARMACY OF TEXAS 1		4			4
DEPARTMENT OF PATHOLOGY ROME MEMORIAL		3	1	25%	4
University Plaza Rehabilitation and Nursing			4	100%	4
DR. G'S URGENT CARE			4	100%	4
CVS MA2297677CV BOSTON		4			4
CVS MO5655POCT LIBERTY		1	3	75%	4
LAKESIDE HOSPITAL BELLE GLADE			4	100%	4
BRENTWOOD SENIOR LIVING AT ST PETE			4	100%	4
MAILBOX DIAGNOSTICS		2	2	50%	4
URGENT TEAM MANAGEMENT OF TENNESSEE, L		3	1	25%	4
RIVER CITY MEDICAL ASSOCIATES INC			4	100%	4
SINAI PLAZA NURSING AND REHAB CENTER			4	100%	4
MEDEXPRESS URGENT CARE - FORT SMITH		4			4
REMEDY URGENT CLINIC		2	2	50%	4
MEDEXPRESS URGENT CARE - TEAYS VALLEY		3	1	25%	4
MEDEXPRESS URGENT CARE - WICHITA, S SENECA ST		2	2	50%	4

COVID-19: testing by laboratory

Data through Apr 25, 2021 verified as of Apr 26, 2021 at 09:25 AM

Data in this report are provisional and subject to change.

The numbers in the table below represent the number of Florida and non-Florida residents for whom test results were received by the Department of Health. A person can be tested by more than one laboratory and can have both positive and negative results. **Therefore, the sum of the numbers in each column will be larger than the total number of people tested.**

Reporting lab	Inconclusive	Negative	Positive	Percent positive	Total
NEMOURS CHILDREN'S CLINIC			4	100%	4
UNIVERSITY OF MICHIGAN		2	2	50%	4
ASCENSION ST VINCENT'S MEDICAL CENTER		3	1	25%	4
ST JOSEPHS BEHAVIORAL HEALTH CENTER			4	100%	4
TARPON SPRINGS PEDIATRICS, LLC			4	100%	4
MEDEXPRESS URGENT CARE - KOKOMO		4			4
BAPTIST HOSPITAL NURSING/PATIENT CARE			4	100%	4
PORT ORANGE NURSING & REHAB			4	100%	4
Kroger 752 - The Little Clinic Central Station		3	1	25%	4
MIDDLETON PEDIATRICS			4	100%	4
ST LUCIE COUNTY HEALTH DEPARTMENT		3	1	25%	4
CAREWELL URGENT CARE			4	100%	4
MONROE COUNTY DEPT OF PUBLIC HEALTH ST		4			4
RML PHARMACY PC		4			4
FLORIDA HEART AND VASCULAR			4	100%	4
OPTUM FLORIDA		3	1	25%	4
MEADOWS AT CYPRESS GARDENS, THE		3	1	25%	4
LAKE FOREST PARK OP CO LLC		4			4
REGIONAL MEDICAL LAB			4	100%	4
BAYSTATE MEDICAL CENTER		2	2	50%	4
SUMNER REGIONAL MEDICAL CENTER		3	1	25%	4
L3HARRIS FAMILY MEDICAL CENTER			4	100%	4
BAPTIST HEALTH MEDICAL CENTER			4	100%	4
CVS SC4382POCT SPARTANBURG		4			4
MEDNOW URGENT CARE		3	1	25%	4
BARTON MEMORIAL HOSPITAL		3	1	25%	4
MINUTECLINIC LLC (2335)		3	1	25%	4
DEPARTMENT OF HEALTH AND HUMAN SERVICES		2	2	50%	4
WASHINGTON STATE DEPARTMENT OF HEALTH PUBLIC HEALTH LABORATORIES			4	100%	4
CVS PA4000POCT INDIANA		4			4
LUVERNE HEALTH AND REHABILITATION		4			4
CARE ONE PRIMARY CARE			4	100%	4
COVANCE CLS			4	100%	4
EXCEL URGENT CARE OF NJ, LLC		2	2	50%	4
ELIZABETH CITY HEALTH & REHABILITATION		4			4
CENTERPLACE HEALTH, INC			4	100%	4
PATIENT FIRST - ALLENTOWN			4	100%	4
SOUTHEAST GEORGIA HEALTH SERVICES, LLC		4			4
MINUTECLINIC DIAGNOSTIC MED GRP OF ORA		3	1	25%	4
Oak Creek Terrace		4			4
SOUTH FLORIDA PEDIATRIC PARTNERS			4	100%	4
SOFTCELL L-FORM LABORATORIES, LLC		1	3	75%	4
MOUNT SINAI AVENTURA DIAGNOSTIC CENTER			4	100%	4
LIFEHOPE LABS			4	100%	4
MINUTECLINIC DIAG OF IND LLC #1367		4			4
EXTENDICARE HEALTH & REHAB CENTER		4			4
CARNEGIE HILL PEDIATRICS LLP		3	1	25%	4

COVID-19: testing by laboratory

Data through Apr 25, 2021 verified as of Apr 26, 2021 at 09:25 AM

Data in this report are provisional and subject to change.

The numbers in the table below represent the number of Florida and non-Florida residents for whom test results were received by the Department of Health. A person can be tested by more than one laboratory and can have both positive and negative results. **Therefore, the sum of the numbers in each column will be larger than the total number of people tested.**

Reporting lab	Inconclusive	Negative	Positive	Percent positive	Total
HARBORCHASE OF VILLAGES CROSSING			4	100%	4
AURORA BAYCARE UROLOGY			4	100%	4
CVS PA1657POCT YORK		3	1	25%	4
UNIVERSITY OF MIAMI HOSPITALS & CLINIC			4	100%	4
REHABILITATION CENTER OF WINTER PARK,THE			4	100%	4
AMI ST FRANCIS HOSPITAL LABORATORY		3	1	25%	4
ALVARO J DANGOND MD PA		4			4
MORRIS HALL/ST JOSEPH NURSING CENTER		4			4
FISHERMEN'S HOSPITAL			4	100%	4
CVS NE5714POCT OMAHA		3	1	25%	4
CULLMAN REGIONAL URGENT CARE		3	1	25%	4
OHIO CVS STORES		3	1	25%	4
VIDANT MEDICAL CENTER			4	100%	4
SOMA MEDICAL CENTER PA #3 PALOMINO			4	100%	4
LB Broen Home		4			4
ST LUKES HOSPITAL LABORATORY		2	2	50%	4
ST JOHN'S RIVERSIDE HOSPITAL		3	1	25%	4
URGENT CARE OF THE SMOKIES			4	100%	4
ELITE PRIMARY CARE OF WAYCROSS		1	3	75%	4
CHILDREN'S MEDICAL GROUP		4			4
CENTRAL FLORIDA INTERNAL OCCUPATIONAL AND		4			4
MEDEXPRESS URGENT CARE - WEXFORD		4			4
VA OUTPATIENT PHARMACY			4	100%	4
FAMILY MEDICAL CLINIC HOMESTEAD, LLC			4	100%	4
MONTANA DEPARTMENT OF PUBLIC HEALTH & HUMAN SERVICES			4	100%	4
SMOKY MOUNTAIN URGENT CARE AND FAMILY MEDICINE CENTER			4	100%	4
AIRPORT CLINIC			4	100%	4
BOND & STEELE CLINIC PA D/B/A BOND CLINIC PA		4			4
CVS AZ5026POCT MESA		4			4
BRANDON REGIONAL EMERGENCY CTR			4	100%	4
ACCESS RECOVERY SOLUTIONS LLC			4	100%	4
SANFORD MOBILE LAB		1	3	75%	4
DEPARTMENT OF HEALTH AND ENVIRONMENTAL CONTROL			4	100%	4
ST. MARY'S HOSPITAL			4	100%	4
CVS IN7653POCT EVANSVILLE		3	1	25%	4
BARRANCO CLINIC PA, THE	1	3			4
ANY LAB TEST FAST CORP		3	1	25%	4
STONE CLINICAL LABORATORIES OF FL LLC		4			4
ELEVATION DIAGNOSTICS		4			4
COVID PROCESSING SITE			4	100%	4
BETTERMED URGENT CARE			4	100%	4
MEDAC AT PORTERS NECK			4	100%	4
FLORIDA MEDICAL CENTER		1	3	75%	4
RAS MEDICAL SOLUTIONS, LLC		3	1	25%	4
MINNESOTA DEPARTMENT OF HEALTH LABORATORY	1		3	75%	4
Metro West Nursing and Rehab			4	100%	4
IMIC INC RESEARCH			4	100%	4

COVID-19: testing by laboratory

Data through Apr 25, 2021 verified as of Apr 26, 2021 at 09:25 AM

Data in this report are provisional and subject to change.

The numbers in the table below represent the number of Florida and non-Florida residents for whom test results were received by the Department of Health. A person can be tested by more than one laboratory and can have both positive and negative results. **Therefore, the sum of the numbers in each column will be larger than the total number of people tested.**

Reporting lab	Inconclusive	Negative	Positive	Percent positive	Total
MOBIL LAB FOR ALL INC		4			4
CVS IL7017POCT BLOOMINGTON		4			4
LABQ CLINICAL DIAGNOSTICS		4			4
KINGSTON RESIDENCE OF MARION		4			4
STEAMBOAT EMERGENCY CENTER			4	100%	4
CVS OH6164POCT DELAWARE		4			4
WE CARE - CARNIVAL CRUISELINE		4			4
CONSULATE HEATH CARE AT WEST ALTAMONTE			4	100%	4
NYC PUBLIC HEALTH LABS			4	100%	4
ASCENDI HOME HEALTH AGENCY INC			4	100%	4
NAVAL HOSPITAL CAMP PENDLETON			4	100%	4
LEESBURG REGIONAL MEDICAL CENTER URGENT CARE			4	100%	4
Kennedy University Hospital -Wash Twp L		4			4
MARK HOANG MD PA			4	100%	4
Kroger 959 - The Little Clinic Carmel		4			4
Eldorado Rehab & Healthcare		4			4
MD ANDERSON			4	100%	4
MEMORIAL HEALTH CARE SYSTEMS			4	100%	4
FLORIDA DEPARTMENT OF HEALTH (FDOH)		2	2	50%	4
ELEVATION HEALTH LABORATORY		4			4
LAKE MARY PEDIATRICS			4	100%	4
MEMORIAL HEALTHCARE SYSTEM		1	3	75%	4
PINELLAS POINT NURSING AND REHAB			4	100%	4
NEULIFE NEUROLOGICAL SERVICES LLC			4	100%	4
MARSHFIELD LABORATORIES			4	100%	4
NOT GIVEN		1	3	75%	4
MINUTECLINIC DIAGNOSTIC OF NORTH CARO		4			4
OPTUM OF RED ROAD		4			4
Millennium Nursing & Rehab Center		4			4
MINUTECLINIC, LLC #5707		4			4
THE DOCTOR'S OFFICE OF WEST CALDWELL		4			4
Sears Coastal Nursing and Rehab		4			4
HAMPTON ALF AT 24TH ROAD LLC			4	100%	4
UNIVERSITY OF WASHINGTON MEDICAL CENTER (UWMC) EMERGENCY DEPT.			4	100%	4
KENTUCKY CABINET FOR HEALTH AND FAMILY SERVICES			4	100%	4
CAREWELL 202			4	100%	4
Kroger 186 - The Little Clinic Holiday Manor		3	1	25%	4
CROSSROADS URGENT CARE PLLC		4			4
MINUTE CLINIC DIAGNOSTIC OF VIRGINIA, LLC #6292		3	1	25%	4
OKLAHOMA STATE UNIVERSITY DIAGNOSTIC LAB			4	100%	4
TMH REHABILITATION CENTER		4			4
APC PEDIATRICS			4	100%	4
Kroger 125 - The Little Clinic Castle Rock		3	1	25%	4
CONSOLIDATED LABORATORY SERVICES			4	100%	4
BAYLOR ESOTERIC AND MOLECULAR LAB			4	100%	4
THE OASIS ALF		4			4
ManorCare Rehabilitation Center- Decatur		4			4

COVID-19: testing by laboratory

Data through Apr 25, 2021 verified as of Apr 26, 2021 at 09:25 AM

Data in this report are provisional and subject to change.

The numbers in the table below represent the number of Florida and non-Florida residents for whom test results were received by the Department of Health. A person can be tested by more than one laboratory and can have both positive and negative results. **Therefore, the sum of the numbers in each column will be larger than the total number of people tested.**

Reporting lab	Inconclusive	Negative	Positive	Percent positive	Total
GUTHRIE CORNING HOSPITAL LABORATORY		4			4
CVS TX8387POCT AUSTIN		4			4
MEDEXPRESS URGENT CARE - MARKHAM STREE		3	1	25%	4
NEXT BIO RESEARCH SERVICES, LLC		1	3	75%	4
POINTE MEDICAL SERVICES INC		2	2	50%	4
MEDEXPRESS URGENT CARE - WEST ST PAUL, ROBERT ST S		3	1	25%	4
MEDEXPRESS URGENT CARE-ARLINGTON		3	1	25%	4
CVS CA9963POCT SAN DIEGO		4			4
FAMILY MEDICINE AT WATERMAN		4			4
LEON MEDICAL CENTERS, LLC			4	100%	4
WALGREENS #03287		4			4
PILGRIM PHARMACY INC		4			4
CVS MN6811POCT PLYMOUTH		4			4
BUCKINGHAM PLACE ALF		4			4
DERMATOLOGY SPECIALISTS OF FL - DR. JON WARD			4	100%	4
MEDEXPRESS URGENT CARE - BECKLEY		2	2	50%	4
HACKENSACK MERIDIAN URGENT CARE, PC		4			4
TRUE HEALTH- HOFFNER		3	1	25%	4
MEDEXPRESS URGENT CARE - SOMERSET TOWNSHIP		4			4
MINUTE-CLINIC DIAGNOSTIC OF VIRGINIA, LLC #3949		4			4
ManorCare Health Services Camp Hill		4			4
ADVENTHEALTH GORDON		4			4
MEDICAL CENTER ENTERPRISE			4	100%	4
MONTEFIORE MEDICAL CENTER LABS MONTEFIORE		3	1	25%	4
COMMUNITY PHYSICIANS OF NORTH PORT PA			4	100%	4
Lakeview Village		4			4
Kroger 124 - The Little Clinic University		3	1	25%	4
Calusa Harbour			4	100%	4
MOBILE URGENT CARE			4	100%	4
LIFE CARE HOME HEALTH SERVICES LLC		1	3	75%	4
STANFORD HEALTH CARE ANATOMIC PATHOLOGY & CLINICAL LAB			4	100%	4
SIGNATURE CARE MONTROSE		2	2	50%	4
VITAL CARE URGENT CARE			4	100%	4
CRESTAR LABS		2	2	50%	4
REFUGE A HEALING PLACE, THE			4	100%	4
INDUSTRY LAB DIAGNOSTIC PARTNERS			4	100%	4
ROAN DRUG COMPANY LLC		4			4
MPG JACKSONVILLE ATLANTIC BLVD		1	3	75%	4
AHC of Mckenzie		4			4
DEACONESS HOSPITAL			4	100%	4
15 TO KNOW			4	100%	4
Loretto Health and Rehabilitation Center		4			4
UVA HEALTH SYSTEM MEDICAL LABORATORIES			4	100%	4
MINUTECLINIC LLC #5010		3	1	25%	4
CVS PA10825POCT PLYMOUTH MEETING		4			4
Marian Manor, Inc		4			4
MOBILE HEALTH MEDICAL SERVICES PC		4			4

COVID-19: testing by laboratory

Data through Apr 25, 2021 verified as of Apr 26, 2021 at 09:25 AM

Data in this report are provisional and subject to change.

The numbers in the table below represent the number of Florida and non-Florida residents for whom test results were received by the Department of Health. A person can be tested by more than one laboratory and can have both positive and negative results. **Therefore, the sum of the numbers in each column will be larger than the total number of people tested.**

Reporting lab	Inconclusive	Negative	Positive	Percent positive	Total
ACHN CLINIC			4	100%	4
TANNER MEDICAL CENTER LABORATORY		3	1	25%	4
COMMUNITY HEALTH CENTERS INC			4	100%	4
FLORIDA HEALTHCARE PLAN			4	100%	4
CVS OH2342POCT WEST CHESTER		3	1	25%	4
SunTerrace Health Care Center		3	1	25%	4
PIEDMONT FAYETTE HOSPITAL		2	2	50%	4
FHCP – ORMOND BEACH			4	100%	4
ACCENT PHYSICIAN SPECIALISTS PA		4			4
MICHIGAN HEALTH CLINIC LABORATORIES		3	1	25%	4
MERCY HOSPITAL			4	100%	4
ORANGE COUNTY HEALTH DEPARTMENT		2	2	50%	4
CLINICAL CARE CENTER, INC			4	100%	4
Hunterdon Medical Center Laboratory		4			4
MEDFIRST URGENT CARE			4	100%	4
NHC HealthCare, Cookeville		4			4
ARCPPOINT LABS OF ALTAMONTE SPRINGS		2	2	50%	4
ADVENTHEALTH NEW SMYRNA BEACH COMMUNITY HEALTH			4	100%	4
CVS OH4300POCT STRONGSVILLE		4			4
GENUS DIAGNOSTICS			4	100%	4
SOUTH FLORIDA RESEARCH ORGANIZATION			4	100%	4
WALGREENS #3811		1	3	75%	4
PREMIER PEDIATRICS LLC			4	100%	4
SOUTH BAY CORRECTIONAL FACILITY			4	100%	4
LATCHER LABORATORY OF A O FOX MEMORIAL		2	2	50%	4
PM PEDIATRICS OF SELDEN PLLC		4			4
JERSEY IRISH MEDICAL (DBA AFC URGENT C		3	1	25%	4
CULLMAN REGIONAL MEDICAL CENTER		3	1	25%	4
WALGREENS #04311		4			4
Park Ridge Nursing Center		3	1	25%	4
CVS TX1057POCT SAN ANTONIO		3	1	25%	4
GERALD CHAMPION REGIONAL MEDICAL CENTE		4			4
UAB URGENT CARE CLINIC			4	100%	4
CANDLER HOSPITAL PATHOLOGY LABORATORY		2	2	50%	4
CVS OH4499POCT LYNDHURST		2	2	50%	4
ENCOMPASS HOME HEALTH		4			4
CVS TX3292POCT WYLIE		4			4
SIGNATURE CARE EMERGENCY CENTER		2	2	50%	4
HOME DOCS		2	2	50%	4
BELLIN HEALTH LAB		1	3	75%	4
FHPG TAMPA PRIMARY CARE			4	100%	4
Arbors at Marietta		4			4
SHARP MEMORIAL HOSPITAL MICROBIOLOGY DEPT			4	100%	4
WYOMING PUBLIC HEALTH LAB			4	100%	4
NHC HealthCare, Pulaski		4			4
Westminster Manor		3	1	25%	4
SOUTHWESTERN REGIONAL MEDICAL CENTER - TULSA		4			4

COVID-19: testing by laboratory

Data through Apr 25, 2021 verified as of Apr 26, 2021 at 09:25 AM

Data in this report are provisional and subject to change.

The numbers in the table below represent the number of Florida and non-Florida residents for whom test results were received by the Department of Health. A person can be tested by more than one laboratory and can have both positive and negative results. **Therefore, the sum of the numbers in each column will be larger than the total number of people tested.**

Reporting lab	Inconclusive	Negative	Positive	Percent positive	Total
CARENOW-LEBANON		2	2	50%	4
CLINICAL ASSOCIATES OF ORLANDO LLC		4			4
MINUTECLINIC, LLC #07876		3	1	25%	4
AFTER HOURS PEDS			4	100%	4
INTRACOASTAL LABS INC		4			4
TOTAL RENAL LAB		3	1	25%	4
FLORIDA HOSPITAL ALTAMONTE		2	2	50%	4
CVS OH6149POCT UPPER ARLINGTON		2	2	50%	4
MAURY REGIONAL MEDICAL CENTER		4			4
GOOD SAMARITAN HOSPITAL		2	2	50%	4
State Lab Unspecifd			4	100%	4
FLORIDA HOSPITAL PHYSICIANS GROUP		1	3	75%	4
MEDEXPRESS URGENT CARE NORWIN		4			4
PHYSICIANS IMMEDIATE CARE AURORA			4	100%	4
FLORIDA HEALTH CARE PLANS STIRLING CENTER			4	100%	4
MINUTECLINIC DIAGNOSTIC OF OHIO #5060		4			4
GASTROENTEROLOGY ASSOC OF PENSACOLA, PA		2	2	50%	4
SKYLINE UROLOGY		4			4
MINUTECLINIC DIAGNOSTIC OF NEVADA-9586		3	1	25%	4
BETHPAGE EXTENDED HOURS CENTER		4			4
CVS PA1193POCT JENKINTOWN		4			4
MEDEXPRESS URGEN CARE - EAST BRUNSWICK		4			4
SOMA MEDICAL CENTER PA #3 GREENACRES			4	100%	4
HCR ManorCare Greentree		4			4
MINUTECLINIC DIAG OF IND, LLC #6908		4			4
HARBOUR ISLAND PEDIATRICS LLC			4	100%	4
CVS AZ33POCT TEMPE		4			4
EPI			4	100%	4
MEDEXPRESS URGENT CARE- FORT WORTH N T		4			4
MEDEXPRESS URGENT CARE - WESTFIELD, E MAIN ST		3	1	25%	4
PLAINVIEW PRIMARY CARE		4			4
CELEBRATION PEDIATRICS			4	100%	4
ST PETE DIRECT PRIMARY CARE		2	2	50%	4
PARKWAY DRUGS OF ONEIDA COUNTY NORTH I		3	1	25%	4
ADVENTHEALTH MEDICAL GROUP COMMUNITY MEDICINE		3	1	25%	4
HAVEN CUSTEAD CARE CENTER		1	3	75%	4
CAPTAIN JAMES A. LOVELL FEDERAL HEALTHCARE CENTER			4	100%	4
Crowne Health Care of Greenville		4			4
MEDEXPRESS URGENT CARE, LANCASTER WEST		2	2	50%	4
SOUTH MIAMI HOSPITAL		1	3	75%	4
CVS CA9497POCT IRVINE		4			4
Heartland of Boynton Beach			4	100%	4
HEALTHQUEST, INC		3	1	25%	4
ADMERA HEALTH			4	100%	4
FASTMED URGENT CARE			4	100%	4
COMMUNITY HEALTH CENTER OF WEST PALM BEACH			4	100%	4
WILLIAM A HINTON STATE LABORATORY INSTITUTE		1	3	75%	4

COVID-19: testing by laboratory

Data through Apr 25, 2021 verified as of Apr 26, 2021 at 09:25 AM

Data in this report are provisional and subject to change.

The numbers in the table below represent the number of Florida and non-Florida residents for whom test results were received by the Department of Health. A person can be tested by more than one laboratory and can have both positive and negative results. **Therefore, the sum of the numbers in each column will be larger than the total number of people tested.**

Reporting lab	Inconclusive	Negative	Positive	Percent positive	Total
SOUTHEASTERN REGIONAL MEDICAL CENTER			4	100%	4
Bethany Health and Rehab		4			4
SANFORD SOUTH UNIVERSITY		4			4
GUTHRIE MEDICAL GROUP - CORNING		3	1	25%	4
FLORENCE - HUNTSVILLE HOSPITAL URGENT CARE		3	1	25%	4
PDL PHARMACY CORP			4	100%	4
DTR LABS		3	1	25%	4
UNION CITY MANOR NURSING CENTER		4			4
WOMEN'S CARE FLORIDA, LLC		4			4
CVS OH2486POCT NILES		2	2	50%	4
COOK HOSPITAL AND CARE CENTER		3	1	25%	4
EAST TENNESSEE CHILDREN'S HOSPITAL		3	1	25%	4
MINUTECLINIC DIAG OF IND, LLC #6472		4			4
IVY CREEK URGENT CARE OF ENTERPRISE			4	100%	4
WALGREENS #07034		4			4
HEALTH EXPRESS URGENT CARE		2	2	50%	4
MEDEXPRESS URGENT CARE-SELINSGROVE		3	1	25%	4
MEDEXPRESS URGENT CARE - TULSA, S YALE AVE		4			4
MEDICINE SHOPPE #1306 THE		3	1	25%	4
CVS MINUTE CLINIC DIAGNOSTIC MED GRP		4			4
FLORIDA CANCER SPECIALISTS AND RESEARCH		2	2	50%	4
CVS CA8850POCT HUNTINGTON BEACH		3	1	25%	4
MID FLORIDA HEALTH INC			4	100%	4
EXPRESS TESTING-ONE			4	100%	4
PRESBYTERIAN FAMILY HEALTHCARE-KASEMAN		4			4
DEVANSH LAB WERKS		1	3	75%	4
PANCARE HEALTH YOUNGSTOWN			4	100%	4
H/L of WEst Ashley Rhabilitation and Nursing Center		4			4
Brookcrest Nursing Home		4			4
NYU WINTHROP LABORATORY		4			4
PALM BEACH CANCER INSTITUTE			4	100%	4
JUPITER INTERNAL MEDICINE AND ASSOCIATES			4	100%	4
Kroger 895 - The Little Clinic Green Hills		4			4
MEDEXPRESS URGENT CARE - CINNAMINSON		3	1	25%	4
CVS NJ837POCT MARLTON		4			4
AFFINITY URGENT CARE			4	100%	4
VA SALT LAKE CITY HCS		4			4
Willowbrooke Court at Country House		4			4
CORIZON HEALTH INC			4	100%	4
DEPARTMENT OF HEALTH/ NEW YORK			4	100%	4
MEDEXPRESS URGENT CARE - LITTLE ROCK		3	1	25%	4
SOUTHLAND SUITES OF LAKELAND			4	100%	4
ARCPPOINT LABS OF FORT LAUDERDALE, FL CENTRAL		1	3	75%	4
PEACEHEALTH LABORATORIES		3	1	25%	4
JFK INTERNAL MEDICINE FACULTY PRACTICE		2	2	50%	4
UNIVERSITY OF MIAMI STUDENT HEALTH SERVICE			4	100%	4
SONIC REFERENCE LABORATORY			4	100%	4

COVID-19: testing by laboratory

Data through Apr 25, 2021 verified as of Apr 26, 2021 at 09:25 AM

Data in this report are provisional and subject to change.

The numbers in the table below represent the number of Florida and non-Florida residents for whom test results were received by the Department of Health. A person can be tested by more than one laboratory and can have both positive and negative results. **Therefore, the sum of the numbers in each column will be larger than the total number of people tested.**

Reporting lab	Inconclusive	Negative	Positive	Percent positive	Total
BETHPAGE MEDICAL PLLC		4			4
MIAMI COMMUNITY HEALTH CENTER INC		1	3	75%	4
FAMILY MEDICINE AT WINTER PARK			4	100%	4
INFINITI LABS INC			4	100%	4
Georgiana Health and Rehabilitation, LLC		4			4
ADVENTHEALTH MEDICAL GROUP PEDIATRICS		1	3	75%	4
YORK HOSPITAL: MICROBIOLOGY			4	100%	4
DACH MAIN LAB			4	100%	4
HOME CARE PHARMACY OF PALM COAST INC		4			4
Health Care Center of Jacksonville			4	100%	4
WOMACK ARMY MEDICAL CENTER			4	100%	4
Kroger 339 - The Little Clinic Highlands - Bardstown Road		4			4
IMA MEDICAL CENTER OF OVIEDO			4	100%	4
AIRCARE INTERNATIONAL		4			4
PRIMECARE		2	2	50%	4
CVS NJ715POCT WAYNE		4			4
CVS MA217POCT TEWKSBURY		3	1	25%	4
WESLEY CHAPEL INTERNAL MEDICINE AND PEDIATRICS			4	100%	4
CVS CA9823POCT SACRAMENTO		4			4
PM PEDIATRICS OF BAYSIDE, PLLC - MANHASSET		4			4
WEST TN HEALTH MED NORTH		3			3
MINUTECLINIC DIAGNOSTIC PA #3344		3			3
BROOKDALE SENIOR LIVING			3	100%	3
MARRA'S PHARMACY		3			3
ASANTE THREE RIVERS MEDICAL CENTER LAB		3			3
HILLVIEW LABORATORY			3	100%	3
Westside Terrace		3			3
PEACE OF MIND REHAB CENTER		3			3
CVS MA915POCT BEVERLY		1	2	67%	3
NASSAU COUNTY HEALTH DEPARTMENT-FERNANDINA BEACH C		3			3
NEW GEN LABS			3	100%	3
LUCID LABORATORY SERVICES		3			3
TRUE HEALTH - LAKE UNDERHILL		3			3
SAN JUAN REGIONAL MEDICAL CENTER		3			3
OPP HEALTH AND REHABILITATION		3			3
CALLE OCHO DIALYSIS			3	100%	3
PLANT CITY FAMILY CARE		3			3
MEDEXPRESS URGENT CARE-SALINA, S 9TH ST		3			3
UK HEALTHCARE			3	100%	3
COOPER UNIVERSITY HOSPITAL LABORATORY		2	1	33%	3
MEDEXPRESS URGENT CARE - RUNNEMEDE		1	2	67%	3
WAL-MART STORES EAST LP		2	1	33%	3
CVS NV2989POCT NORTH LAS VEGAS		2	1	33%	3
HARBORCHASE OF STUART			3	100%	3
CVS RI326POCT NORTH SMITHFIELD		3			3
HOPE HEALTH CARE, LLC		3			3
OLYMPUS HEALTH AND PERFORMANCE			3	100%	3

COVID-19: testing by laboratory

Data through Apr 25, 2021 verified as of Apr 26, 2021 at 09:25 AM

Data in this report are provisional and subject to change.

The numbers in the table below represent the number of Florida and non-Florida residents for whom test results were received by the Department of Health. A person can be tested by more than one laboratory and can have both positive and negative results. **Therefore, the sum of the numbers in each column will be larger than the total number of people tested.**

Reporting lab	Inconclusive	Negative	Positive	Percent positive	Total
CVS NC7548POCT FUQUAY VARINA		2	1	33%	3
CENTURY LINK SPORTS COMPLEX			3	100%	3
CVS CA9485POCT MISSION VIEJO		3			3
HOUSTON MEDICAL CENTER			3	100%	3
HUMC		1	2	67%	3
JACKSONVILLE VA OPC			3	100%	3
OPTUM PRIMARY CARE - SILVER LAKES			3	100%	3
CVS OH4359POCT HUDSON		3			3
CVS MI8091POCT FRASER		2	1	33%	3
NASSAU COUNTY HEALTH DEPARTMENT		3			3
CVS PHARMACY INC DBA CVS/PHARMACY #10908		3			3
TAYLOR MANOR		1	2	67%	3
ALLIED PHYSICIANS GROUP PLLC		3			3
MEDFUSION		2	1	33%	3
WILLIAM S MIDDLETON MEMORIAL VET HOSP		3			3
VICAR'S LANDING NURSING HOME		2	1	33%	3
EVENING PEDIATRICS INC		1	2	67%	3
Kroger 758 - The Little Clinic Providence		3			3
EASTERN NEW MEXICO MEDICAL CENTER		3			3
PUBLIC HEALTH TRUST OF MIAMI DADE COUNTY			3	100%	3
SCRIPPS CLINIC MEDICAL			3	100%	3
ADVANCED MEDICAL RESEARCH CENTER LLC			3	100%	3
BROOKDALE ALTAMONTE SPRINGS			3	100%	3
SHANDS AT LAKE SHORE LAB		1	2	67%	3
HALIFAX HEALTH CARE FOR WOMEN		3			3
MAYO CLINIC BEACHES PRIMARY CARE CTR		3			3
CVS KY2332POCT GEORGETOWN		2	1	33%	3
PARKLAND HEALTH & HOSPITAL			3	100%	3
LAURELLWOOD NURSING CENTER		1	2	67%	3
EAST NAPLES PEDIATRICS			3	100%	3
FAST PACE URGENT CARE			3	100%	3
MUNSON MEDICAL CENTER			3	100%	3
CVS OH3329POCT LAKEWOOD		3			3
NORTHERN LIGHT LABORATORY		1	2	67%	3
PENSACOLA MEDICAL CLINIC LLC			3	100%	3
MIDWAY SPECIALTY CARE RX LLC		1	2	67%	3
MEDEXPRESS URGENT CARE - RICHMOND, W BROAD ST		3			3
PHOEBE SUMTER MEDICAL CENTER LABORATORY		2	1	33%	3
NORTHSIDE HOSPITAL D/B/A ARTHRITIS		3			3
MINUTECLINIC #1773		3			3
MARION OAKS ASSISTED LIVING		3			3
F W HUSTON MEDICAL CENTER SENIOR LIVIN		3			3
VIRGINIA DIVISION OF CONSOLIDATED LABORATORIES			3	100%	3
MEDEXPRESS URGENT CARE - HACKETTSTOWN		2	1	33%	3
IOWA DEPARTMENT OF PUBLIC HEALTH			3	100%	3
AKRON GENERAL MEDICAL CENTER MAIN		3			3
MINUTECLINIC DIAG OF IND, LLC #5369		2	1	33%	3

COVID-19: testing by laboratory

Data through Apr 25, 2021 verified as of Apr 26, 2021 at 09:25 AM

Data in this report are provisional and subject to change.

The numbers in the table below represent the number of Florida and non-Florida residents for whom test results were received by the Department of Health. A person can be tested by more than one laboratory and can have both positive and negative results. **Therefore, the sum of the numbers in each column will be larger than the total number of people tested.**

Reporting lab	Inconclusive	Negative	Positive	Percent positive	Total
WEST COCOA PHARMACY			3	100%	3
CVS NJ1927POCT GREEN BROOK		3			3
PATHOLOGY REFERENCE LAB LLC			3	100%	3
Kroger 387 - The Little Clinic Hubbards Lane		3			3
NORTH BROWARD HOSPITAL DISTRICT HEALTHCARE FOR THE HOMELESS			3	100%	3
RCA LABORATORY SERVICES LLC			3	100%	3
ALLIANCE LABS @LRMC			3	100%	3
GYN PATH SERVICES			3	100%	3
Kroger 571 - The Little Clinic Hendersonville		1	2	67%	3
SUPER HEALTH PHARMACY LLC		3			3
MED FUSION			3	100%	3
NEWCARE PRIMARY MEDICINE			3	100%	3
MEDICAL SERVICES OF AMERICA HOME HEALTH		3			3
TEMPUS_LABS			3	100%	3
CVS PA2687POCT EXTON		3			3
PIEDMONT MOUNTAINSIDE HOSPITAL LAB - E		3			3
CVS NE8616POCT LINCOLN		1	2	67%	3
FAMILY CARE SPECIALISTS OF ORLANDO			3	100%	3
NEWSTAR MEDICAL LABORATORIES		3			3
PEDIATRICS BY THE SEA JOG RD OFFICE			3	100%	3
CVS AZ7263POCT PHOENIX		3			3
UHEALTH JACKSON URGENT CARE - CUTLER BAY		1	2	67%	3
UHEALTH CORAL SPRINGS			3	100%	3
ORCHID COVE DAYTONA			3	100%	3
MEDICAL CITY DALLAS HOSPITAL			3	100%	3
Orchid Cove at Naples			3	100%	3
ACL LABORATORIES INDUSTRIAL TOXICOLOGY			3	100%	3
WELLMED AT SOUTH STUART		2	1	33%	3
MONTANA PUBLIC HEALTH LAB			3	100%	3
SPARROW CENTRAL LAB			3	100%	3
Florida Baptist Retirement Center		1	2	67%	3
CHEROKEE COUNTY HEALTH AND REHAB CENTER		3			3
CVS AZ7841POCT TUCSON		3			3
THE DOCTORS OFFICE OF BRICK, LLC		3			3
AUSTIN PUBLIC HEALTH			3	100%	3
ACCESS 365 URGENT CARE LLC		1	2	67%	3
CONCENTRA - PLANTATION		3			3
BRADENTON PHYSICIAN MEDICAL CENTER			3	100%	3
MEDEXPRESS URGENT CARE - CEDAR KNOLLS		3			3
ADVENTHEALTH MEDICAL GROUP PEDIATRICS AT APOPKA		3			3
OMNI HEALTHCARE INC		1	2	67%	3
CVS TX7156POCT RICHARDSON		3			3
IP BOISE 1		2	1	33%	3
WALGREENS #07502		3			3
QUEST DIAGNOSTICS CLINICAL LABORATORIES INC		2	1	33%	3
MEDEXPRESS URGENT CARE - TOPEKA, SW WANAMAKER RD		3			3
SCHIFF CENTER FOR LIVER DISEASES		1	2	67%	3

COVID-19: testing by laboratory

Data through Apr 25, 2021 verified as of Apr 26, 2021 at 09:25 AM

Data in this report are provisional and subject to change.

The numbers in the table below represent the number of Florida and non-Florida residents for whom test results were received by the Department of Health. A person can be tested by more than one laboratory and can have both positive and negative results. **Therefore, the sum of the numbers in each column will be larger than the total number of people tested.**

Reporting lab	Inconclusive	Negative	Positive	Percent positive	Total
Wynfield Park Health and Rehabilitation		3			3
C19 LABS			3	100%	3
CVS TN7144POCT BARTLETT		3			3
EASTMAN HEALTHCARE & REHAB		3			3
LITTLE SPURS PEDIATRIC URGENT CARE		1	2	67%	3
Kroger 522 - The Little Clinic Gahanna		2	1	33%	3
THE CENTER FOR DISCOVERY		3			3
THOMAS LANGLEY			3	100%	3
DEBORAH HEART AND LUNG CENTER		3			3
SOUTHEASTERN IMMEDIATE CARE- MILLEDGEVILLE GA			3	100%	3
CARE ATC ARLINGTON CENTRAL PARK		3			3
SUN TERRACE HEALTH CARE CENTER			3	100%	3
CVS NE8615POCT LINCOLN		2	1	33%	3
COMMUNITY MEDICAL CENTER			3	100%	3
Mitchell Hollingsworth Nursing and Rehab		3			3
HARBORCHASE OF GAINESVILLE			3	100%	3
MEDEXPRESS URGENT CARE - TOTOWA		3			3
Walgreens #5984		3			3
SURETOX LABORATORY LLC		2	1	33%	3
ADVENTHEALTH WATERMAN COMMUNITY CLINIC			3	100%	3
COMMUNITY HEALTH CENTERS OF PINELLAS, INC		1	2	67%	3
CVS OK6225POCT EDMOND		3			3
CVS TX19POCT SPRING		3			3
ASPEN VALLEY HOSPITAL			3	100%	3
CANOPY PEDIATRICS		3			3
WOODMARK AT UPTOWN ASSISTED LIVING		3			3
NORTHWELL HEALTH			3	100%	3
CVS OH6167POCT ASHLAND		3			3
CVS PA371POCT PHILADELPHIA		3			3
USCG ABBOTT BINAXNOW		2	1	33%	3
EMORY CRAWFORD LONG HOSPITAL			3	100%	3
CVS MA654POCT ACTON		3			3
CVS MA299POCT WORCESTER		3			3
RICHMOND CITY DEPARTMENT OF PUBLIC HEALTH			3	100%	3
MINUTECLINIC DIAGNOSTIC MEDICAL		3			3
AFC URGENT CARE CLEVELAND			3	100%	3
CVS TX2876POCT PROSPER		3			3
CARECENTER PHARMACY, LLC		3			3
CARENOW-ATASCOCITA			3	100%	3
MCGUFFEY HEALTH CARE CENTER INC		3			3
RENE F CEDENO DMD PA		3			3
CENTRAL DUPAGE HOSPITAL			3	100%	3
ASPIRUS WAUSAU HOSPITAL			3	100%	3
GONZALEZ MD AND ASWAD MD HEALTH SERVICES			3	100%	3
ESCO DRUG CO INC		3			3
CVS IL2788POCT BUFFALO GROVE		3			3
MEDEXPRESS URGENT CARE - ROCKAWAY		3			3

COVID-19: testing by laboratory

Data through Apr 25, 2021 verified as of Apr 26, 2021 at 09:25 AM

Data in this report are provisional and subject to change.

The numbers in the table below represent the number of Florida and non-Florida residents for whom test results were received by the Department of Health. A person can be tested by more than one laboratory and can have both positive and negative results. **Therefore, the sum of the numbers in each column will be larger than the total number of people tested.**

Reporting lab	Inconclusive	Negative	Positive	Percent positive	Total
WEILL CORNELL MEDICAL ASSOCIATES - EAST SIDE		3			3
HEALTH EXPRESS		3			3
LEGACY ER AND URGENT CARE			3	100%	3
HARRINGTON PARK HEALTH AND REHAB		3			3
ORLANDO AIRPORT DIALYSIS		3			3
MEMORIAL HERMANN			3	100%	3
GRASSY SPRAIN PHARMACY INC		3			3
MEDEXPRESS URGENT CARE-BLOOMFIELD AVEN		2	1	33%	3
MEDEXPRESS URGENT CARE - VINELAND S MA		3			3
Maryfield Inc. dba Pennybyrn		3			3
INTERNAL MEDICINE & PEDIATRICS WELLNESS CENTER			3	100%	3
SOUTHEAST GEORGIA HEALTH SYSTEM BRUNS		3			3
BROOKDALE OAKBRIDGE		1	2	67%	3
Hackensack Univ Medical Center At Pasc		2	1	33%	3
CVS IL2798POCT CHICAGO		1	2	67%	3
URGENT DOC - URGENT CARE CLINIC			3	100%	3
EAST CORE LAB			3	100%	3
WALGREENS NO 19542		3			3
FLORIDA HOSPITAL LABORATORIES		3			3
CVS OH2381POCT LEWIS CENTER		3			3
CVS MO10151POCT SPRINGFIELD		2	1	33%	3
NEMOURS CHILDREN'S URGENT CARE LAKE NONA			3	100%	3
GENDERXPRESS/PICTURE ME PERFECT IMAGING			3	100%	3
Kroger 635 - The Little Clinic Dacula		3			3
CAPTIAL REGIONAL MEDICAL CENTER			3	100%	3
HAMILTON COUNTY HEALTH DEPARTMENT		3			3
BOLING, STEPHANIE		3			3
ATLANTIS OUTPATIENT CENTER		3			3
CVS NJ2508POCT MANALAPAN		3			3
ST. LUKE'S HOSPITAL - BETHLEHEM CAMPUS		1	2	67%	3
LEGACY ER & URGENT CARE - FRISCO WEST			3	100%	3
ADVANCED PEDIATRICS			3	100%	3
Kroger 627 - The Little Clinic Castleberry		2	1	33%	3
2412 LEBANON PIKE		2	1	33%	3
WINDERMERE PEDIATRICS			3	100%	3
SINAI POST ACUTE NURSING AND REHAB CE		3			3
LRHS Florida Poly Tech		3			3
CVS AZ1720POCT QUEEN CREEK		3			3
LEE CONVENIENT CARE AT SUMMERLIN			3	100%	3
HEALTH FIRST MEDICAL GROUP			3	100%	3
COASTAL SKIN SURGERY AND DERMATOLOGY PL		3			3
MARTIN MEDICAL CENTER INC		1	2	67%	3
INTERCOASTAL FAMILY PRATICE		1	2	67%	3
CVS MA1006POCT BROCKTON		3			3
Greystone Health Care Center		3			3
BROADWAY HEALTH FLORIDA MEDICAL CLINIC URGENT CARE			3	100%	3
MARLBORO URGENT CARE		3			3

COVID-19: testing by laboratory

Data through Apr 25, 2021 verified as of Apr 26, 2021 at 09:25 AM

Data in this report are provisional and subject to change.

The numbers in the table below represent the number of Florida and non-Florida residents for whom test results were received by the Department of Health. A person can be tested by more than one laboratory and can have both positive and negative results. **Therefore, the sum of the numbers in each column will be larger than the total number of people tested.**

Reporting lab	Inconclusive	Negative	Positive	Percent positive	Total
CANOPY AT HARPER LAKE, THE			3	100%	3
LIFE CARE CENTER OF SKAGIT VALLEY		3			3
CVS IL3163POCT OAK PARK		3			3
MINUTECLINIC DIAGNOSTIC, PA		3			3
CAMPAZZI CONCIERGE MEDICAL SERVICES		2	1	33%	3
NORTH CAROLINA DEPT OF HEALTH & HUMAN SRVCS STATE LAB OF PUBLIC HEALTH			3	100%	3
MEDEXPRESS URGENT CARE, HERMITAGE		1	2	67%	3
DOCTOR 4 U CLINIC		1	2	67%	3
NORTHWEST FLORIDA CLINICAL LAB		1	2	67%	3
FLORIDA MEDICAL ASSOCIATES		3			3
HOMELAND CENTER		3			3
ADVENTHEALTH MEDICAL GROUP ADULT AND SENIOR HEALTH			3	100%	3
Kings County Hospital Center			3	100%	3
SUNDALE NURSING HOME		3			3
SERENADES BY SONATA		1	2	67%	3
MEDEXPRESS-HOUSTON EAST FWY		1	2	67%	3
CONCENTRA - ORLANDO SOUTH II		3			3
HELGEMO & LIOU PEDIATRICS			3	100%	3
LEXINGTON MEDICAL CENTER		1	2	67%	3
MEMORIAL HERMANN CONSOLIDATED LABORATORY SERVICES			3	100%	3
CVS SC2497POCT LEXINGTON		3			3
BROOME COUNTY HEALTH DEPARTMENT		2	1	33%	3
MEDEXPRESS URGENT CARE - WHEELING		2	1	33%	3
NEMOURS CHILDRENS PRIMARY CARE HORIZON WEST			3	100%	3
CVS TX7151POCT HUMBLE		2	1	33%	3
MYKIDZMD PEDIATRICS PLLC		3			3
CVS NC4169POCT FAYETTEVILLE		3			3
PHYSICIANS MEDICAL CENTER		3			3
MINUTECLINIC, LLC #05891		2	1	33%	3
CENTRAL FL INTERNAL MEDICINE ASSOCIATES LLC		3			3
ADVENTHEALTH IMAGING LAKE NONA		1	2	67%	3
GREATER MOBILE URGENT CARE – SPRINGHILL			3	100%	3
TIEHH BIOTERRORISM RESPONSE LAB			3	100%	3
TRISTAR WELLNESS, LLC		3			3
SUMMIT MEDICAL GROUP – WEST ORANGE		3			3
SOLERA SPECIALTY PHARMACY LLC		2	1	33%	3
CROWNE HEALTH CARE OF FORT PAYNE		2	1	33%	3
BAPTIST OUTPATIENT SERVICES			3	100%	3
CVS CA9803POCT RIVERSIDE		3			3
US SPECIALTY LABS			3	100%	3
CVS MN663POCT APPLE VALLEY		2	1	33%	3
Kroger 388 - The Little Clinic Braelinn Village		3			3
COL CROSSROAD		1	2	67%	3
CATSKILL REGIONAL MEDICAL CENTER		3			3
INTERNAL MEDICINE AND WOUND CARE SPECIALIST LLC		3			3
ADVANCED URGENT CARE CENTER OF THE UPPER KEYS		1	2	67%	3
PINELLAS PARK HEALTH CENTER - PINELLAS CHD		1	2	67%	3

COVID-19: testing by laboratory

Data through Apr 25, 2021 verified as of Apr 26, 2021 at 09:25 AM

Data in this report are provisional and subject to change.

The numbers in the table below represent the number of Florida and non-Florida residents for whom test results were received by the Department of Health. A person can be tested by more than one laboratory and can have both positive and negative results. **Therefore, the sum of the numbers in each column will be larger than the total number of people tested.**

Reporting lab	Inconclusive	Negative	Positive	Percent positive	Total
ESTERO FIRE RESCUE		3			3
EMERALD TRACE		3			3
Concordia Village of Tampa			3	100%	3
PEDIATRICS IN NORTH FLORIDA PA			3	100%	3
HEALTH AND WELLNESS URGENT CARE LLC			3	100%	3
SOUTHCARE PHARMACY INC		1	2	67%	3
VIRGINIA DEPARTMENT OF HEALTH DIVISION OF			3	100%	3
HELIX LW UC		1	2	67%	3
ADRIANA M CASTRO MD PA		3			3
MID-FLORIDA PATHOLOGY LLC - MOBILE UNIT # 3		1	2	67%	3
SEMINOLE FAMILY HEALTH CENTER		3			3
PRISMA HEALTH MIDLANDS			3	100%	3
GULF COAST IMMEDIATE CARE CENTER		1	2	67%	3
ACCESS LABORATORIES LLC			3	100%	3
CVS MA1945POCT HANOVER		3			3
CLARA MAASS TRANSITIONAL CARE UNIT		3			3
CORTLAND COUNTY HEALTH DEPARTMENT		3			3
LEE MEMORIAL HOSPITAL BLOOD GAS LAB			3	100%	3
MEDEXPRESS URGENT CARE-CLOQUET		3			3
EFFINGHAM HOSP, INC, DBA EFFINGHAM HEALTH		3			3
MINUTECLINIC DIAGNOSTIC OF WISCONSIN,		3			3
NORTHCREST MEDICAL CENTER		1	2	67%	3
MARIANNA CBOC		3			3
CVS NC3514POCT STANLEY		3			3
ROYAL PALM RETIREMENT CENTRE		3			3
FAMILY TREE MEDICAL GROUP PA		2	1	33%	3
CVS IN6608POCT NEW PALESTINE		1	2	67%	3
SPRING LAKE REHABILITATION CENTER			3	100%	3
FLORIDA MENTOR-POINT WEST CLUSTER		3			3
MEMORIAL HEALTH UNIVERSITY MEDICAL CENTER			3	100%	3
FAMILY FIRST PEDIATRICS			3	100%	3
Rosedale Green		3			3
BAPTIST PRIMARY CARE, INC.		2	1	33%	3
CVS MA969POCT PALMER		3			3
YATES COUNTY PUBLIC HEALTH		3			3
ADVENT HEALTH MEDICAL GROUP FAMILY MEDICINE			3	100%	3
CHILDREN'S HEALTHCARE OF ATLANTA AT EG		3			3
Manor Care-Kingston Court of York PA, LLC		3			3
Glenis Dr VA Outpatient Clinic		2	1	33%	3
Gracemore Nursing and Rehab		3			3
ALLEGHENY GENERAL HOSPITAL			3	100%	3
HAMILTON MEDICAL CENTER LABORATORY		1	2	67%	3
YORK HOSPITAL - LABORATORY			3	100%	3
ADVENTHEALTH SEBRING- INFECTION CONTROL DEPARTMENT			3	100%	3
SIGNATURE CARE PFLUGERVILLE			3	100%	3
Lebanon VAMC		2	1	33%	3
Overton Brooks VAMC		3			3

COVID-19: testing by laboratory

Data through Apr 25, 2021 verified as of Apr 26, 2021 at 09:25 AM

Data in this report are provisional and subject to change.

The numbers in the table below represent the number of Florida and non-Florida residents for whom test results were received by the Department of Health. A person can be tested by more than one laboratory and can have both positive and negative results. **Therefore, the sum of the numbers in each column will be larger than the total number of people tested.**

Reporting lab	Inconclusive	Negative	Positive	Percent positive	Total
ERIE COUNTY PUBLIC HEALTH CLINICAL		3			3
COVENANT PEDIATRICS		1	2	67%	3
Englewood Health and Rehab			3	100%	3
GREENTREE MEDICAL CENTER			3	100%	3
CVS GA5637POCT VILLA RICA		3			3
Kroger 592 - The Little Clinic Alexander Plaza		2	1	33%	3
ALOHA HOME CARE LLC DBA ACCENTCARE HOME HEALTH OF		3			3
EVERGREEN WOODS HEALTH & REHAB CENTER		2	1	33%	3
The Good Shepherd		3			3
PROHEALTH PRIMARY CARE - GLEN OAKS		3			3
UNIVERSITY OF MARYLAND MEDICAL CENTER			3	100%	3
WALGREENS #11329		3			3
MINUTECLINIC, LLC #05814		3			3
DOCTORS HOSPITAL RENAISSANCE			3	100%	3
ANN STORCK CENTER INC		3			3
NEXTCARE WYOMING LLC			3	100%	3
SSM HEALTH ST LOUIS MICROBIOLOGY LABORATORY		1	2	67%	3
MAYO		1	2	67%	3
HOCHBERG LOWER SCHOOL		3			3
JOJAN PHARMA INC		3			3
CLINICA HISPANIA			3	100%	3
CELEBRATION PRIMARY CARE ASSOCIATES LLC		3			3
CVS CT288POCT BRISTOL		2	1	33%	3
WALGREENS #05477		3			3
BETHESDA HOSPITAL EAST BLOOD GAS LAB			3	100%	3
PREMIER CLINICAL RESEARCH INSTITUTE INC			3	100%	3
MEDIC INFUSION PA		3			3
HEALTH SENTRY			3	100%	3
APEX CLINICAL LABORATORIES INC		3			3
MEDEXPRESS URGENT CARE - ANDERSON		3			3
FULGENT GENETICS HOUSTON		3			3
BOSTON MEDICAL CENTER			3	100%	3
LEESBURG COMMUNITY HEALTH CENTERS			3	100%	3
Broadview Multi-Care Center		3			3
GROVES CENTER			3	100%	3
Kroger 448 - The Little Clinic Mason		3			3
PIEDMONT ROCKDALE HOSPITAL		2	1	33%	3
PENINSULA REGIONAL MED CTR LAB			3	100%	3
AFFORDABLE PRIMARY CARE LLC		3			3
CVS PA7132POCT THORNDALE		3			3
CVS NM7242POCT ALBUQUERQUE		3			3
CVS AZ7075POCT CHANDLER		3			3
Medilodge of Alpena		3			3
PREMIER MOBILE HEALTH SERVICES, LLC		1	2	67%	3
VIRTUA MEMORIAL HOSPITAL BURLINGTON COUNTY		1	2	67%	3
ACCESS HEALTH CARE		2	1	33%	3
SANIBEL MEDICAL CLINIC		1	2	67%	3

COVID-19: testing by laboratory

Data through Apr 25, 2021 verified as of Apr 26, 2021 at 09:25 AM

Data in this report are provisional and subject to change.

The numbers in the table below represent the number of Florida and non-Florida residents for whom test results were received by the Department of Health. A person can be tested by more than one laboratory and can have both positive and negative results. **Therefore, the sum of the numbers in each column will be larger than the total number of people tested.**

Reporting lab	Inconclusive	Negative	Positive	Percent positive	Total
CGH MEDICAL CENTER			3	100%	3
OPENTRONS PRL		2	1	33%	3
PANCARE HEALTH - FRANKLIN CO			3	100%	3
DASCENA LAB			3	100%	3
CVS CA9145POCT SANTEE		2	1	33%	3
MEDEXPRESS URGENT CARE - CHERRY HILL		3			3
Medilodge of Montrose		3			3
ROANE MEDICAL CENTER		2	1	33%	3
NEMOURS CHILDRENS PRIMARY CARE MAITLAND			3	100%	3
MEDEXPRESS URGENT CARE - LAWRENCE		3			3
MEDEXPRESS URGENT CARE-CHIPPEWA		2	1	33%	3
THE READING HOSPITAL & MEDICAL CENTER			3	100%	3
UNITY HEALTH AND REHABILITATION CENTER			3	100%	3
CAREHERE LLC			3	100%	3
BAPTIST PRIMARY CARE FERNANDINA BEACH			3	100%	3
NATIONAL JEWISH HEALTH			3	100%	3
ISLAND NURSING HOME		2	1	33%	3
NEW YORK STATE DEPARTMENT OF HEALTH		1	2	67%	3
MINUTECLINIC DIAGNOSTIC OF NEW MEXICO LLC #7552		3			3
MINUTECLINIC DIAGNOSTIC OF PA LLC		3			3
RIVERSIDE METHODIST HOSPITAL LAB			3	100%	3
ORMOND BEACH URGENT CARE			3	100%	3
WINDSOR AT OCALA		2	1	33%	3
BLACKWATER RIVER			3	100%	3
AVALON MEDICAL GROUP		1	2	67%	3
Bainbridge Health and Rehab		3			3
MARYWOOD NURSING CARE CENTER		3			3
PHYSICIANS CARE INC		1	2	67%	3
TARRANT COUNTY PUBLIC HEALTH		3			3
WALGREENS # 09788		3			3
EASTSIDE MEDICAL CENTER		3			3
CVS IL2297144CV CHICAGO		3			3
FOUR WINDS BEHAVIORAL HEALTH		3			3
CVS NV8784POCT LAS VEGAS		2	1	33%	3
FREDERICK MEMORIAL HOSPITAL			3	100%	3
MANORCARE NURSING & REHABILITATION CENTER-NAPLES		3			3
IPSUM DIAGNOSTICS LLC		3			3
BASCOM PALMER EYE INSTITUTE			3	100%	3
HOUSTON METHODIST HOSPITAL			3	100%	3
LPG PEDIATRICS AT LEHIGH ACRES		2	1	33%	3
TIFTON CARECONNECT URGENT CARE			3	100%	3
VELOCITY CARE			3	100%	3
WHOLE CHILD PEDIATRICS			3	100%	3
KISSIMMEE URGENT CARE		3			3
CVS MA920POCT CLINTON		3			3
TAMPA		1	2	67%	3
CERTIVIA LABORATORIES			3	100%	3

COVID-19: testing by laboratory

Data through Apr 25, 2021 verified as of Apr 26, 2021 at 09:25 AM

Data in this report are provisional and subject to change.

The numbers in the table below represent the number of Florida and non-Florida residents for whom test results were received by the Department of Health. A person can be tested by more than one laboratory and can have both positive and negative results. **Therefore, the sum of the numbers in each column will be larger than the total number of people tested.**

Reporting lab	Inconclusive	Negative	Positive	Percent positive	Total
Kroger 753 - The Little Clinic Goss Avenue		3			3
SENTARA NORFOLK GENERAL HOSPITAL CENTRAL LAB			3	100%	3
SISD EMPLOYEE HEALTH CLINIC			3	100%	3
STARLING AT SAN JOSE			3	100%	3
SOUTH COUNTY MENTAL HEALTH CENTER INC			3	100%	3
MEDEXPRESS URGENT CARE - HADLEY		3			3
NEBRASKA DEPARTMENT OF HEALTH AND HUMAN SERVICES			3	100%	3
FIRST CARE - MIDDLESBORO			3	100%	3
Louis Stokes Cleveland VA - Midtown Dialysis Center		3			3
OLEAN GENERAL HOSPITAL		3			3
320 S TRANSIT ST		3			3
ONSLow MEMORIAL HOSPITAL LABORATORY		3			3
MANATEE URGENT CARE LLC			3	100%	3
TAMPA INTERNATIONAL AIRPORT			3	100%	3
TERRACE OF ST CLOUD, THE		2	1	33%	3
PARRISH MEDICAL CENTER-WAIVED TESTING		3			3
CVS NH1004POCT SALEM		2	1	33%	3
CROSSVILLE MEDICAL GROUP		1	2	67%	3
MID FLORIDA CLINICAL LABORATORY		2	1	33%	3
OHIO DEPARTMENT OF HEALTH LABORATORY		2	1	33%	3
INSPIRA MEDICAL CENTER VINELAND LAB		2	1	33%	3
MERCY HEALTH			3	100%	3
CLEARWATER		2	1	33%	3
Grandview Health Care Center		3			3
NHC DICKSON		3			3
QUEST DIAGNOSTICS INCORPORATED	1		2	67%	3
LIVINGSTON COUNTY DEPT OF HEALTH REPRO			3	100%	3
MC DIAGNOSTIC OF CONNECTICUT, PC #252		2	1	33%	3
NORTH SHORE HOSP. INFECTION CONTROL			3	100%	3
FLORIDA LABORATORY ANALYSIS, LLC			3	100%	3
Cleveland Clinic Weston			3	100%	3
BEEBE MEDICAL CENTER LABORATORY		3			3
NC STATE LABORATORY OF PUBLIC HEALTH		3			3
RAPID CITY RUGENT CARE			3	100%	3
MEDEXPRESS URGENT CARE-WILKINS TOWNSHIP, WILLIAM PENN HIGHWAY		3			3
EXPRESSCARE URGENT CARE CENTER			3	100%	3
ADVICE FOR OPTIMAL WELLNESS, INC			3	100%	3
COMMUNICABLE DISEASE CONTROL/PUBLIC HEALTH EMERGENCY PREPAREDNESS			3	100%	3
CCRx OF NORTH CAROLINA, LLC		2	1	33%	3
BNC Medical Investors, LLC Berrien Nursing & Rehabilitation Center		3			3
RANDOLPH COUNTY HEALTH & REHABILITATIO		3			3
BROOKDALE LAKE MARY			3	100%	3
LAHEY CLINIC MEDICAL CENTER			3	100%	3
BICKERTON, DAWN		3			3
NOVA SOUTHEASTERN UNIVERSITY		2	1	33%	3
WYOMING DEPT OF HEALTH			3	100%	3
MARYLAND STATE DEPT OF HEALTH	2		1	33%	3

COVID-19: testing by laboratory

Data through Apr 25, 2021 verified as of Apr 26, 2021 at 09:25 AM

Data in this report are provisional and subject to change.

The numbers in the table below represent the number of Florida and non-Florida residents for whom test results were received by the Department of Health. A person can be tested by more than one laboratory and can have both positive and negative results. **Therefore, the sum of the numbers in each column will be larger than the total number of people tested.**

Reporting lab	Inconclusive	Negative	Positive	Percent positive	Total
THE OASIS BEACHSIDE		3			3
CARESPOT-WELLINGTON			3	100%	3
RAJ K PAI MD PA			3	100%	3
VA PRIMARY CARE ANNEX			3	100%	3
PROPATH			3	100%	3
SCIENTIFIC LABORATORY DIVISION			3	100%	3
AFC URGENT CARE/FARRAGUT			3	100%	3
MEDEXPRESS URGENT CARE GREENSBURG		2	1	33%	3
Michael J Crescenz VA Outpatient Dialysis Center		3			3
CVS CA9492POCT YORBA LINDA		3			3
CARTERSVILLE MEDICAL CENTER		1	2	67%	3
STVHCS - Dental Outpatient Clinic		3			3
MISSISSIPPI CARE CENTER OF DEKALB LLC		3			3
HEALGEN SCIENTIFIC			3	100%	3
WALGREENS #10264		3			3
HARBOUR'S EDGE		2	1	33%	3
GEISINGER COMMUNITY MEDICAL CENTER			3	100%	3
PROMPT CARE OF CENTRAL FLORIDA LLC			3	100%	3
Kroger 768 - The Little Clinic Leestown Rd		2	1	33%	3
LAB PLUS, LLC AT ASCENSION SAINT THOMA		3			3
Wilkes-Barre VAMC		3			3
SOFTLAB			3	100%	3
CLINICAL CARE ASSOCIATES, INC			3	100%	3
FRESENIUS KIDNEY CARE			3	100%	3
Glenview Terrace Nursing Center		3			3
CVS SC5471POCT LEXINGTON		2	1	33%	3
SOUTH LAKE FAMILY HEALTH CENTER			3	100%	3
St. Josephs Hospital		1	2	67%	3
LIFEGUARD AMBULANCE SERVICE LLC - BAY COUNTY			3	100%	3
ST. PETERSBURG PEDIATRICS- 38TH AVENUE			3	100%	3
CVS HEALTH, #5962		3			3
Huntington Health Care and Rehabilitation Center		3			3
CVS MO5727POCT PLATTE CITY		3			3
LEGACY LABORATORY SERVICES			3	100%	3
MEDICAL CENTER OF CENTRAL GEORGIA			3	100%	3
MEDEXPRESS - WILMINGTON KIRKWOOD HIGHWAY		2	1	33%	3
UNIVERSITY URGENT CARE			3	100%	3
UNIVERSITY HEALTH SERVICES RIVER CAMPUS		2	1	33%	3
CVS IL8753POCT CHICAGO		3			3
PRIMARY CARE CENTER OF LAKE CITY, THE			3	100%	3
RIGHT AT HOME			3	100%	3
HOLY CITY MED URGENT CARE			3	100%	3
VA OUTPATIENT CLINIC-NEW PORT RICHEY			3	100%	3
CVS KS676POCT LAWRENCE		2	1	33%	3
THE PATHOLOGY LABORATORY		1	2	67%	3
OCEAN MEDICAL CENTER		2	1	33%	3
MEDEXPRESS URGENT CARE - JEANNETTE		3			3

COVID-19: testing by laboratory

Data through Apr 25, 2021 verified as of Apr 26, 2021 at 09:25 AM

Data in this report are provisional and subject to change.

The numbers in the table below represent the number of Florida and non-Florida residents for whom test results were received by the Department of Health. A person can be tested by more than one laboratory and can have both positive and negative results. **Therefore, the sum of the numbers in each column will be larger than the total number of people tested.**

Reporting lab	Inconclusive	Negative	Positive	Percent positive	Total
BOONES CREEK URGENT CARE		1	2	67%	3
MINUTECLINIC DIAGNOSTIC OF TEXAS, LLC #7435		2	1	33%	3
CVS NC2749POCT CONCORD		3			3
ADVANCE FAMILY PRACTICE LLC□			3	100%	3
FLAGLER FAMILY MEDICINE PA			3	100%	3
MEDEXPRESS URGENT CARE - NORTH LITTLE		2	1	33%	3
Fort Gaines Health and Rehab		3			3
MEDEXPRESS URGENT CARE-VINLAND SOUTH		2	1	33%	3
MINUTECLINIC DIAGNOSTIC OF OHIO #6192		3			3
MT CARMEL PHARMACY INC		3			3
MEDICAL CENTER OF THE ROCKIES			3	100%	3
EDITH NOURSE ROGERS MEMORIAL VAMC		3			3
OHIO HEALTH DOCTORS HOSPITAL			3	100%	3
NORTH DAKOTA DEPT OF HEALTH MICROBIOLOGY		1	2	67%	3
CORMEUM LAB SERVICES, LLC			3	100%	3
TUFTS MEDICAL CENTER			3	100%	3
WELLSTAR PAULDING HOSPITAL		3			3
CVS CA9103POCT ESCONDIDO		3			3
EXETER HOSPITAL		3			3
TMH PHYSICIAN PARTNERS BLOUNTSTOWN			3	100%	3
STRINGFELLOW MEMORIAL HOSPITAL		3			3
CVS MINUTE CLINIC		1	2	67%	3
BAPTIST HEALTH SURGERY CENTER AT NORTHPOINT			3	100%	3
GINKGO-IXLAYER		3			3
CVS CA9858POCT SANTA CLARITA		3			3
CABELL HUNTINGTON HOSPITAL CLINICAL LAB			3	100%	3
John Knox Manor Inc II		2	1	33%	3
NORTH NAPLES HOSPITAL RESPIRATORY THERAPY DEPARTMENT			3	100%	3
NASON HOSPITAL			3	100%	3
Good Samaritan Society - Fairfield Glade		3			3
MEDEXPRESS URGENT CARE, HANOVER		2	1	33%	3
HEPATOLOGY DIAGNOSTIC LAB			3	100%	3
CVS IL4778POCT EVANSTON		3			3
BAYSHORE MEDICAL CENTER LABORATORY		3			3
NORTHEAST FLORIDA INTERNAL MEDICINE PA		3			3
LOCH HAVEN PEDIATRICS			3	100%	3
ALABAMA DEPT PUBLIC HEALTH			3	100%	3
HELIX URGENT CARE			3	100%	3
MINUTECLINIC DIAGNOSTIC OF VIRGINIA, LLC #392		3			3
MURFREESBORO MEDICAL CLINIC		3			3
EXPEDIAN URGENT CARE			3	100%	3
Granville Center	1	2			3
SKIPPACK MEDICAL LAB			3	100%	3
UNIVERSITY OF KANSAS MEDICAL CENTER			3	100%	3
PINELLAS CHD - CLEARWATER		2	1	33%	3
LINCOLN MEDICAL CENTER		3			3
CUMBERLAND MEDICAL CENTER INC		3			3

COVID-19: testing by laboratory

Data through Apr 25, 2021 verified as of Apr 26, 2021 at 09:25 AM

Data in this report are provisional and subject to change.

The numbers in the table below represent the number of Florida and non-Florida residents for whom test results were received by the Department of Health. A person can be tested by more than one laboratory and can have both positive and negative results. **Therefore, the sum of the numbers in each column will be larger than the total number of people tested.**

Reporting lab	Inconclusive	Negative	Positive	Percent positive	Total
CTRS			3	100%	3
Kroger 093 - The Little Clinic Stapleton		2	1	33%	3
CVS TX7675POCT RED OAK		1	2	67%	3
AZALEALAND NURSING HOME		3			3
CORNERSTONE DRUG AND GIFT INC		3			3
SAVANNAH COVE		3			3
GARCIA MORALES NELSON			3	100%	3
AUGUSTA UNIVERISTY MEDICAL CENTER			3	100%	3
DOUGLASVILLE NURSING AND REHABILITATIO		3			3
PEDIATRICS AND ADOLESCENT MEDICINE		2	1	33%	3
WELLSTAR URGENT CARE SHALLOWFORD		1	2	67%	3
QUALITY LABORATORY SERVICE		2	1	33%	3
JS HEALTHCARE		2	1	33%	3
LOYOLA UNIVERSITY MEDICAL CENTER LABORATORY			3	100%	3
24TH WEAPONS OF MASS DESTRUCTION - CIVIL SUPPORT		3			3
HELIX BIOMEDICS LLC			3	100%	3
NEBRASKA MEDICAL CENTER			3	100%	3
PREMIER FAMILY AND SPORTS MEDICINE		2	1	33%	3
CVS PA7611POCT ALLISON PARK		3			3
BARONESS ERLANGER HOSPITAL		3			3
KIDSVILLE PEDIATRICS IV PA		1	2	67%	3
CRISP REGIONAL HOSPITAL		3			3
Village on the Green			3	100%	3
FLORIDA GASTROENTEROLOGY ASSOCIATES PA		3			3
PRECIDENT FLORIDA		3			3
AVANTE INVERNESS		1	2	67%	3
FELICIDAD MEDICAL CENTER INC			3	100%	3
CVS MO8555POCT KANSAS CITY		3			3
Magnolia Health and Rehab Center			3	100%	3
Domiciliary Rehab & Residential Treatment Program		3			3
UC CORAL GABLES		1	2	67%	3
CVS IN6605POCT INDIANAPOLIS		2	1	33%	3
LabCorp of America			3	100%	3
HIALEAH SHORES NURSING AND		2	1	33%	3
MEDEXPRESS URGENT CARE, BELLE VERNON		3			3
DEER'S HEAD CENTER		2			2
CITY OF NEW YORK DEPARTMENT OF HEALTH			2	100%	2
RABI SINHA, MD		2			2
BLANCHARD VALLEY HOSPITAL LABORATORY			2	100%	2
New Jersey Aim At Smg		2			2
SHANDS JACKSONVILLE CLINICAL CENTER		1	1	50%	2
PEACE RIVER MEDICAL CENTER		2			2
BROOKS -TLC HOSPITAL SYSTEM			2	100%	2
FRASER MEMORIAL HOSPITAL		1	1	50%	2
A PATTERN MEDICAL CLINIC		2			2
MEDRITE MEDICAL CARE PC		2			2
ROBERTS WESLEYAN COLLEGE HEALTH CENTE		2			2

COVID-19: testing by laboratory

Data through Apr 25, 2021 verified as of Apr 26, 2021 at 09:25 AM

Data in this report are provisional and subject to change.

The numbers in the table below represent the number of Florida and non-Florida residents for whom test results were received by the Department of Health. A person can be tested by more than one laboratory and can have both positive and negative results. **Therefore, the sum of the numbers in each column will be larger than the total number of people tested.**

Reporting lab	Inconclusive	Negative	Positive	Percent positive	Total
ADERHOLT MEDICAL, LLC		2			2
MONICE DR.			2	100%	2
CVS NC6633POCT FAYETTEVILLE		2			2
VILLAGES HEALTH SYSTEM, LLC, THE			2	100%	2
HOPE HEALTH & WELLNESS		2			2
NATHAN LITTAUER HOSPITAL LAB		2			2
POMERENE HOSPITAL			2	100%	2
MEDEXPRESS URGENT CARE - MARTINSVILLE		2			2
HEARTLAND REGIONAL MEDICAL CENTER		1	1	50%	2
CVS IN6611POCT INDIANAPOLIS		1	1	50%	2
Pinnacle Assisted Living			2	100%	2
EAST CENTRAL REGIONAL HOSPITAL GRACEWO		2			2
UW HOSPITAL AND CLINICS		1	1	50%	2
MINUTECLINIC DIAG OF IND, LLC #4368		2			2
Piney Grove Nursing and Rehabilitation Center		2			2
MEDEXPRESS URGENT CARE-MT PLEASANT		1	1	50%	2
BOCA RATON REGIONAL HOSPITAL INC			2	100%	2
MED-LAKE LABORATORY, LLC			2	100%	2
FLORIDA MEDICAL CLINIC, LLC			2	100%	2
SOUTHEASTERN INSTITUTE OF RESTORATIVE MEDICINE		1	1	50%	2
SCHEURER HOSPITAL		2			2
GOLDSTEIN			2	100%	2
CVS - MINUTECLINIC			2	100%	2
LOWELL GENERAL HOSPITAL			2	100%	2
Wetumpka Health and Rehab, LLC		2			2
NORTH OKALOOSA PHYSICIAN GRP - WALK IN CLINIC			2	100%	2
CVS MA41POCT TAUNTON		2			2
Van Wert Manor		2			2
GREEN BAY BLIZZARD OFFICE		2			2
Kroger 777 - The Little Clinic Shelbyville		1	1	50%	2
CVS NV5286POCT HENDERSON		2			2
UT PATH			2	100%	2
LONG, SARAH		1	1	50%	2
UPS			2	100%	2
SUNCOAST BLOOD BANK			2	100%	2
Church Creek SNF			2	100%	2
MEMORIAL HOSPITAL OF CARBONDALE			2	100%	2
CVS AZ5892POCT LAVEEN		2			2
AMEDISYS HOME HEALTH OF GREENVILLE			2	100%	2
Macon Valley Nursing and Rehabilitation Center		2			2
RADEAS			2	100%	2
DAVENPORT PEDIATRICS CLERMONT			2	100%	2
AUGUSTA HEALTH SKILLED CARE			2	100%	2
Holiday Retirement Home			2	100%	2
METHODIST HEALTHCARE - MEMPHIS HOSP		2			2
EASTERN NIAGARA HOSPITAL		2			2
ACCESS MEDICAL GROUP OF FLORIDA CITY			2	100%	2

COVID-19: testing by laboratory

Data through Apr 25, 2021 verified as of Apr 26, 2021 at 09:25 AM

Data in this report are provisional and subject to change.

The numbers in the table below represent the number of Florida and non-Florida residents for whom test results were received by the Department of Health. A person can be tested by more than one laboratory and can have both positive and negative results. **Therefore, the sum of the numbers in each column will be larger than the total number of people tested.**

Reporting lab	Inconclusive	Negative	Positive	Percent positive	Total
HOLSTON MEDICAL GROUP		2			2
PM PEDIATRICS OF BAYSIDE PLLC - HOPEWELL JUNCTION		2			2
THE RIM URGENT CARE			2	100%	2
CVS OH5457POCT POWELL		2			2
URGENTMED PLANTATION			2	100%	2
CVS MA2600POCT WEYMOUTH		1	1	50%	2
WALGREENS #15495		1	1	50%	2
PATIENT FIRST-BATTLEFIELD			2	100%	2
LAWRENCE GENERAL HOSPITAL			2	100%	2
CHRISTIAN REST HOME ASSOC		2			2
Bedford Care Center of Hattiesburg		2			2
RAPID MEDLAB (002MO)		2			2
ST LUKES HOSPITAL			2	100%	2
CHRISTUS SPOHN HOSPITAL			2	100%	2
FLAGLER HOME CARE			2	100%	2
CITRUS DERMATOLOGY			2	100%	2
PROFESSIONAL DIALYSIS CENTER			2	100%	2
THE MEDICAL CENTER			2	100%	2
MEMORIAL HEALTH SYSTEM		1	1	50%	2
DALLAS MEDICAL CENTER			2	100%	2
VA Boston HCS-West Roxbury Division		1	1	50%	2
SUMMIT CLINICAL LABORATORIES LLC			2	100%	2
PEDIATRIC HEALTH CARE		1	1	50%	2
Green Mountain Nursing and Rehabilitation		2			2
MEDEXPRESS URGENT CARE - ST CLAIR, CLOVER DR.		1	1	50%	2
Kroger 400 - The Little Clinic Hartley Bridge Rd		1	1	50%	2
DNA DIAGNOSTICS CENTER		2			2
HEALTH & REHAB CTR AT DOLPHINS VIEW, THE			2	100%	2
AHC PARIS		2			2
Timber Ridge Health Care Center			2	100%	2
FLORIDA SCHOOL FOR THE DEAF & BLIND			2	100%	2
CPL LABS			2	100%	2
NEVADA DEPARTMENT OF HEALTH AND HUMAN SERVICES			2	100%	2
CVS AZ5477POCT SURPRISE		2			2
HCR MANOR CARE SERVICES OF FLORIDA III INC		2			2
CVS TX4794POCT ARLINGTON		2			2
A+ URGENT/PRIMARY CARE			2	100%	2
PRIMARY CARE SERVICES AT EDGEWATER		2			2
SUNSHINE PHARMACY		2			2
WALGREENS AGUADILLA (ST 177)		2			2
BAYLOR COLLEGE OF MEDICINE			2	100%	2
PHOEBE BERKS HEALTH CARE CENTER		2			2
St. Luke's Care Center		2			2
GALEN BAYLOR EXTENSION		2			2
Bethel Lutheran Home		2			2
CONWAY MEDICAL CENTER			2	100%	2
BLOSSOMS ASSISTED LIVING 1 LLC			2	100%	2

COVID-19: testing by laboratory

Data through Apr 25, 2021 verified as of Apr 26, 2021 at 09:25 AM

Data in this report are provisional and subject to change.

The numbers in the table below represent the number of Florida and non-Florida residents for whom test results were received by the Department of Health. A person can be tested by more than one laboratory and can have both positive and negative results. **Therefore, the sum of the numbers in each column will be larger than the total number of people tested.**

Reporting lab	Inconclusive	Negative	Positive	Percent positive	Total
NORTHWEST MEDICAL CENTER LABORATORY		2			2
CORNELIA REDDY URGENT CARE		2			2
MINERS COLFAX MEDICAL CENTER		2			2
GASTROENTEROLOGY ASSOCIATES			2	100%	2
EXCEPTIONAL EMERGENCY CENTER - AMARILLO			2	100%	2
AMERICAN FAMILY CARE URGENT CARE		1	1	50%	2
MINUTECLINIC MINUTECLINIC #4978		1	1	50%	2
Elba Nursing and Rehabilitation Center, LLC		2			2
TEQUESTA FAMILY MEDICAL CENTER LLC			2	100%	2
BAPTIST HEALTH LEXINGTON			2	100%	2
MEDEXPRESS URGENT CARE - LINCOLN N 26T		2			2
WE CARE HOME HEALTH SOLUTIONS LLC			2	100%	2
QUALITY URGENT CARE CENTER		1	1	50%	2
CVS NC2559POCT CHARLOTTE		2			2
RIVER CITY MEDICAL ASSOCIATES, INC			2	100%	2
MIDWAY PRIMARY CARE LLC		2			2
ROCKEFELLER UNIVERSITY CLINICAL GENOMICS LABORATOR		2			2
Mount Olivet Careview Home		2			2
VAULT HEALTH			2	100%	2
HEALTH PARTNERS REGIONAL HOSPITAL			2	100%	2
WATERS PEDIATRIC CENTER			2	100%	2
PRESTIGE EMERGENCY ROOM LLC			2	100%	2
BELLIN HOSPITAL			2	100%	2
MONTCLAIR STATE UNIV/HLTH & WELLNESS		2			2
NEW YORK CITY DEPARTMENT OF HEALTH			2	100%	2
CVS MO8581POCT BLUE SPRINGS		1	1	50%	2
JFK MEDICAL CENTER LABORATORY DEPT		2			2
INTERNAL MEDICINE SPECIALISTS MEDICAL GROUP, PA		2			2
RICHICHI FAMILY HEALTH			2	100%	2
INTERNAL MEDICINE ASSOCIATES-DUNELLON			2	100%	2
MEDEXPRESS URGENT CARE - O'FALLON		2			2
BLUEWATER TOXICOLOGY			2	100%	2
ATLAS GENOMICS			2	100%	2
Manorcare Health Services - Williamsport South		2			2
CVS TN5694POCT SODDY DAISY		2			2
NORTHSIDE FAMILY MEDICINE AND URGENT CARE (EAST COBB)		2			2
GULF COAST REGIONAL MEDICAL CARE		2			2
CVS SC7567POCT BOILING SPRINGS		1	1	50%	2
ADVENTHEALTH MEDICAL GROUP OBSTETRICS			2	100%	2
THE WINDSOR ORTEGA		2			2
CAROLINAS HEALTHCARE SYSTEM LAB			2	100%	2
BROOKSVILLE DIALYSIS			2	100%	2
EXPRESS CARE WALK-IN CLINIC			2	100%	2
Cottage of the Shoals		2			2
ALL PEDIATRIC CARE PA			2	100%	2
METHODIST MANSFIELD MEDICAL CENTER			2	100%	2
TENNESSEE DEPARTMENT OF HEALTH (TDH) - REGIONAL LABORATORY			2	100%	2

COVID-19: testing by laboratory

Data through Apr 25, 2021 verified as of Apr 26, 2021 at 09:25 AM

Data in this report are provisional and subject to change.

The numbers in the table below represent the number of Florida and non-Florida residents for whom test results were received by the Department of Health. A person can be tested by more than one laboratory and can have both positive and negative results. **Therefore, the sum of the numbers in each column will be larger than the total number of people tested.**

Reporting lab	Inconclusive	Negative	Positive	Percent positive	Total
BERNHARDT LABORATORIES INC			2	100%	2
FALCON HEALTH CENTER			2	100%	2
Medilodge of Monroe		2			2
MATHER HOSPITAL			2	100%	2
MAGNOLIA ADULT, LLC			2	100%	2
REGIONS HOSPITAL LABORATORY			2	100%	2
BAYLOR SCOTT & WHITE COMPREHENSIVE WOUND			2	100%	2
PRECISION DIAGNOSTIC INC		2			2
SHEPHERD CENTER CLINICAL LABORATORY		2			2
WISCONSIN STATE LABORATORY OF HYGIENE		1	1	50%	2
EASTSIDE SPORTS COMPLEX			2	100%	2
PRECISION CLINICAL RESEARCH			2	100%	2
FIRSTCHOICE FAMILY CARE, PLLC		2			2
EASTLAKE MEDICAL CENTER		2			2
DMC UNIVERSITY LABORATORIES		1	1	50%	2
SPARTANBURG REGIONAL MEDICAL CENTER			2	100%	2
ROPER HOSPITAL			2	100%	2
ENCOMPASS HEALTH REHABILITATION HOSPI		2			2
FLORIDA MENTOR FAULKNER GROUP HOME			2	100%	2
COASTAL PEDIATRIC CARE			2	100%	2
PUBLIX PHARMACY #1092		2			2
MEDEXPRESS URGENT CARE, MOSSIDE		2			2
EXPRESS PHARMACY INC		1	1	50%	2
SYLVAN NURSING			2	100%	2
SIMMONS			2	100%	2
SENDER RETREAT ADULT DAY CARE CENTERS			2	100%	2
NEIGHBORCARE PHARMACY SERVICES		2			2
SIGNATURE CARE LEWISVILLE-EMERGENCY CENTER		1	1	50%	2
ADVENT HEALTH CENTRAL TEXAS		1	1	50%	2
CVS MD1490POCT GAITHERSBURG		2			2
Avanti Wellness and Rehab			2	100%	2
HCA HOUSTON ER 24/7			2	100%	2
CONEMAUGH MEMORIAL MEDICAL CENTER		2			2
INNOVATIVE CARE II LLC			2	100%	2
FRESENIUS KIDNEY CARE SOUTH ST PETERSBURG			2	100%	2
GOSHEN MEDICAL CENTER			2	100%	2
Kroger 409 - The Little Clinic Hebron Marketplace		1	1	50%	2
MINUTECLINIC DIAGNOSTICS OF OKLAHOMA		2			2
CVS OH4327POCT PAINESVILLE		2			2
Guilford Health Care Center		2			2
SUNNYSIDE MANOR		2			2
PHYSICIANS PREMIER			2	100%	2
TAMPA FAMILY HEALTH CENTER		1	1	50%	2
Mary Anna Nursing Home		2			2
NORTH MANATEE HEALTH CARE CENTER			2	100%	2
PIEDMONT ATHENS REGIONAL HOSPITAL LAB			2	100%	2
ROYAL OAK MEDICAL CENTER LLC DBA CHARACTER FAMILY			2	100%	2

COVID-19: testing by laboratory

Data through Apr 25, 2021 verified as of Apr 26, 2021 at 09:25 AM

Data in this report are provisional and subject to change.

The numbers in the table below represent the number of Florida and non-Florida residents for whom test results were received by the Department of Health. A person can be tested by more than one laboratory and can have both positive and negative results. **Therefore, the sum of the numbers in each column will be larger than the total number of people tested.**

Reporting lab	Inconclusive	Negative	Positive	Percent positive	Total
HOLY FAMILY MEDICAL CENTER		1	1	50%	2
SPRING HILL REGIONAL HOSPITAL			2	100%	2
ARLINGTON DIALYSIS CENTER LLC		2			2
AMERICAN RESEARCH CENTERS OF FLORIDA			2	100%	2
PATIENT FIRST MEDICAL CENTER-CARYTOWN			2	100%	2
Virginia Gay Nursing and Rehab		2			2
CVS IN8639POCT TERRE HAUTE		2			2
CITRUS PARK			2	100%	2
APPLING NURSING & REHABILITATION PAVIL		2			2
BAYFRONT CARDIOVASCULAR ASSOCIATES		1	1	50%	2
BIONIC TECHNOLOGIES CORPORATION			2	100%	2
ADVANTA ANALYTICAL LABORATORIES			2	100%	2
CHNJ		2			2
TULANE MEDICAL CENTER			2	100%	2
Edinboro Manor		2			2
HOUSTON HEALTH DEPARTMENT - BUREAU OF LABORATORY SERVICES			2	100%	2
MIAMI DADE MEDICAL RESEARCH INSTITUTE			2	100%	2
DAYTON CHILDRENS HOSPITAL LAB			2	100%	2
SCIENTIFIC LABORATORY COMPANY		2			2
MINUTECLINIC DIAGNOSTIC, PA #10252		2			2
CALIFORNIA DIVISION OF COMMUNICABLE DISEASE CONTROL			2	100%	2
TMH EC NORTHEAST LABORATORY			2	100%	2
STATCARE URGENT AND WALK-IN			2	100%	2
INTEGRITY CLINICAL RESEARCH CENTER INC		1	1	50%	2
FLORIDA DEPARTMENT OF HEALTH IN ESCAMBIA COUNTY		1	1	50%	2
NLC LABS			2	100%	2
WillowBrooke Court at Westminster Village		2			2
VA Ann Arbor HCS		1	1	50%	2
STUDENT HEALTH SERVICES			2	100%	2
POPLAR HEALTHCARE			2	100%	2
MEMORIAL SLOAN KETTERING CANCER CENTER		1	1	50%	2
BOSTON PUBLIC HEALTH COMMISSION			2	100%	2
NORTH DAKOTA VETERANS HOME		2			2
NORTON IMMEDIATE CARE CENTER - PRESTON			2	100%	2
SYNEOS HEALTH			2	100%	2
KAP MEDICAL GROUP, LLC			2	100%	2
NYUMC CLINICAL LABORATORIES			2	100%	2
ORLANDO LUTHERAN TOWERS		1	1	50%	2
LILY PHARMACY		2			2
WURLAND NURSING AND REHABILITATION, L		2			2
ADVANCED FOOT AND ANKLE OF INDIAN RIVER		2			2
TGH Brandon Healthplex Laboratory			2	100%	2
ROYAL CARE MEDICAL CENTER			2	100%	2
PALM BEACH DIGESTIVE ASSOCIATES			2	100%	2
BAYCARE LABORATORIES			2	100%	2
PUBLIC HEALTH LABORATORY	1		1	50%	2
FLORIDA MEDICAL CENTER OF CLEARWATER		2			2

COVID-19: testing by laboratory

Data through Apr 25, 2021 verified as of Apr 26, 2021 at 09:25 AM

Data in this report are provisional and subject to change.

The numbers in the table below represent the number of Florida and non-Florida residents for whom test results were received by the Department of Health. A person can be tested by more than one laboratory and can have both positive and negative results. **Therefore, the sum of the numbers in each column will be larger than the total number of people tested.**

Reporting lab	Inconclusive	Negative	Positive	Percent positive	Total
SMITH NORTHVIEW HOSPITAL LAB			2	100%	2
MAINE CENTER FOR DISEASE CONTROL AND PREVENTION			2	100%	2
AdventHealth Care Center Orlando North			2	100%	2
FASTCARE LLC			2	100%	2
CPL INC/BSSC PATHOLOGY		2			2
BIRMINGHAM INTERNAL MEDICINE ASSOCIATE		1	1	50%	2
SHORE MEDICAL CENTER		2			2
FLORIDA MEDICAL CLINIC CARDIOLOGY-ZH			2	100%	2
MEDEXPRESS URGENT CARE - BENTON		2			2
ATHENA CARE RESOURCES LLC		2			2
HERITAGE CARE AND REHABILITATION CENTE		2			2
CHARLOTTE COUNTY HEALTH DEPARTMENT			2	100%	2
CVS NE5863POCT OMAHA		1	1	50%	2
MOBILE COUNTY HEALTH DEPARTMENT		1	1	50%	2
MINUTECLINIC DIAGNOSTIC PA #7110		2			2
BAYCARE OUTREACH LAB			2	100%	2
INA		1	1	50%	2
WOMENS CARE FLORIDA LLC-LABORATORY		2			2
MERCY HEALTH LAB		1	1	50%	2
Northport VAMC		2			2
MEMORIAL HOSPITAL OF TAMPA			2	100%	2
MEDEXPRESS URGENT CARE - RUSSELLVILLE, W MAIN ST		2			2
NAVAL BRANCH MEDICAL CLINIC			2	100%	2
LIFT HEALTH		2			2
ST JOSEPH'S HOSPITAL INC			2	100%	2
Village Green Health & Rehabilitation		2			2
BETHESDA HOSPITAL			2	100%	2
AYASS BIOSCIENCE LLC			2	100%	2
PHYSICIANS LABORATORY SERVICES			2	100%	2
DALLAS BAPTIST UNIVERSITY - HEALTH SERVICES			2	100%	2
ENCOMPASS HEALTH HOME HEALTH		1	1	50%	2
ST CLOUD PHARMACY AND WELLNESS CENTER		2			2
SOUTHERN SPRINGS HEALTH CARE		2			2
SAMARITAN PACIFIC COMMUNITIES HOSPITAL		2			2
Crowne Health Care of Mobile		2			2
ABRAKIDABRA PEDIATRIC CLINIC LLC			2	100%	2
MEDEXPRESS URGENT CARE - CONWAY		2			2
HIGHLAND PARK LAKEWOOD PRESTON HOLLOW			2	100%	2
MCCALLIE SCHOOL-STUDENT HEALTH CENTER		2			2
UMHC HOLLYWOOD LABORATORY			2	100%	2
LINIL VISITING NURSES, INC		2			2
CLEVELAND CLINIC FLORIDA LABORATORY			2	100%	2
VELOCITY URGENT CARE			2	100%	2
Kroger 127 - The Little Clinic Lakewood-Alameda		2			2
URGENT CARE AND SURGERY CENTER			2	100%	2
UPSON REGIONAL MEDICAL CENTER		1	1	50%	2
Providence VAMC		2			2

COVID-19: testing by laboratory

Data through Apr 25, 2021 verified as of Apr 26, 2021 at 09:25 AM

Data in this report are provisional and subject to change.

The numbers in the table below represent the number of Florida and non-Florida residents for whom test results were received by the Department of Health. A person can be tested by more than one laboratory and can have both positive and negative results. **Therefore, the sum of the numbers in each column will be larger than the total number of people tested.**

Reporting lab	Inconclusive	Negative	Positive	Percent positive	Total
ManorCare Health Services Peters Township		2			2
Cedar Valley Nursing & Rehab Center		2			2
UTMB PATHOLOGY CLINICAL SERVICES LABORATORY			2	100%	2
LIFESPRING COMMUNITY HEALTH		2			2
MY PHARMACY			2	100%	2
WyndRidge Health & Rehabilitation		2			2
AMICUS MEDICAL CENTER LLC			2	100%	2
LABTOX LABORATORIES			2	100%	2
Home Health Care Clinic		2			2
SACRED HEART HOSPITAL ON THE EMERALD			2	100%	2
MCLAREN REGIONAL MEDICAL CENTER			2	100%	2
CVS OH3980POCT KENT		2			2
BAPTIST HEALTH PRIMARY CARE AT DORAL			2	100%	2
Alden Terrace of McHenry			2	100%	2
BAPTIST HOSPITAL PRIMARY CARE GULF BREEZE			2	100%	2
PALOS COMMUNITY HOSPITAL LABORATORY			2	100%	2
TRICORE REFERENCE LABORATORY		1	1	50%	2
Kroger 477 - The Little Clinic Fort Mitchell		2			2
AGILE URGENT CARE			2	100%	2
Lenawee Medical Care Facility		2			2
IN & OUT URGENT CARE METAIRIE			2	100%	2
ASANTE ROGUE REGIONAL MEDICAL CENTER L		2			2
HEAD 2 TOE PEDIATRICS, PLLC		1	1	50%	2
ABSOLUTE CAREGIVERS HOME HEALTH AGENCY INC			2	100%	2
WELLSTAR DOUGLAS HOSPITAL LABORATORY		2			2
MEDEXPRESS URGENT CARE - OMAHA N 72 ST		2			2
MERCY CONVENIENT CARE			2	100%	2
MEDICAL ASSOCIATES OF BREVARD DR S VYAS			2	100%	2
Eagle Health and Rehabilitation		2			2
RAPID URGENT CARE - ALBANY			2	100%	2
COASTAL MEDICAL LAB			2	100%	2
PUTNAM COUNTY PUBLIC HEALTH UNIT		2			2
HAPPY KIDZ PEDIATRICS PL		1	1	50%	2
RIDGEFIELD PEDIATRIC ASSOCIATES		2			2
WEST HOUSTON MEDICAL CENTER			2	100%	2
Fox Subacute at Warrington		2			2
Kroger 096 - The Little Clinic Orchard and Holly		2			2
JOHNSON CITY MEDICAL CENTER		1	1	50%	2
OAKMONT EAST- GREENVILLE SC, LLC		2			2
ANNE ARUNDEL MEDICAL CENTER			2	100%	2
CVS TX7603POCT SAGINAW		2			2
ELITE MEDICAL LABORATORY SOLUTIONS LLC			2	100%	2
Kroger 519 - The Little Clinic Georgesville Square		2			2
VA Greater LA HCS-Santa Maria OPC			2	100%	2
EXPRESS CARE OF THE SHOALS		1	1	50%	2
BAPTIST HOSPITAL OF MIAMI MCI BROWARD LABORATORY			2	100%	2
WALGREENS #09304		1	1	50%	2

COVID-19: testing by laboratory

Data through Apr 25, 2021 verified as of Apr 26, 2021 at 09:25 AM

Data in this report are provisional and subject to change.

The numbers in the table below represent the number of Florida and non-Florida residents for whom test results were received by the Department of Health. A person can be tested by more than one laboratory and can have both positive and negative results. **Therefore, the sum of the numbers in each column will be larger than the total number of people tested.**

Reporting lab	Inconclusive	Negative	Positive	Percent positive	Total
MEDEXPRESS URGENT CARE - WOODBURY			2	100%	2
STARR CITY OF ROMA COMMUNITY CENTER			2	100%	2
UNIVERSITY HOSPITAL OF BROOKLYN		2			2
MEDICAL ASSOCIATES OF BREVARD LLC		1	1	50%	2
INN AT LAPOSADA,THE			2	100%	2
BAYCARE OUTREACH LAB WH SOUTH			2	100%	2
CDK LIBERTY ENTERPRISES, LLC		2			2
ORLANDO HEALTH MEDICAL GROUP		1	1	50%	2
Kroger 687 - The Little Clinic Sugar Hill		1	1	50%	2
KJ MEDICAL PRACTICE PC		2			2
Greystone Nursing and Rehab, LLC			2	100%	2
CVS CA8882POCT SAN CLEMENTE		2			2
HARTFORD HEALTH CARE & REHABILITATION			2	100%	2
Kroger 407 - The Little Clinic Lexington		1	1	50%	2
STATE OF FLORIDA			2	100%	2
OSF ST JOSEPH MEDICAL CENTER			2	100%	2
CAREWELL JW - WORCESTER LNC			2	100%	2
SELECT MEDICAL CLINIC			2	100%	2
GIGI WOOD DAVIS DO-FAMILY MEDICINE		2			2
CVS CA8861POCT BUENA PARK		2			2
WOODHILLS LABS			2	100%	2
LEHIGH MEDICAL AND RESEARCH CENTER, INC			2	100%	2
Parkridge Specialty Care		2			2
VITAL CARE CLINIC, LLC			2	100%	2
MERCY MEDICAL CENTER INC		1	1	50%	2
THOMASVILLE REGIONAL MEDICAL CENTER		2			2
BRANDYWYNE HEALTH CARE CENTER			2	100%	2
PM PEDIATRICS OF SELDEN, PLLC		2			2
STARR COUNTY MEMORIAL HOSPITAL			2	100%	2
HAILE MEDICAL GROUP PA		2			2
Harbor House		2			2
WARE EXPRESS CARE			2	100%	2
BLACKBAG DIGITAL HEALTH LLC		2			2
MEDEXPRESS URGENT CARE - WICHITA, N MAIZE RD		1	1	50%	2
ALABAMA REFERENCE LAB			2	100%	2
DOCTOR'S IN-HOUSE LAB/COMMUNITY HEALTH CENTERS OF PINELLAS - JOHNNIE R			2	100%	2
HEALTH NETWORK			2	100%	2
MIDWAY SPECIALTY CARE CENTER INC		2			2
MEDSTAR HARBOR HOSPITAL			2	100%	2
MEASE COUNTRYSIDE HOSPITAL CARDIAC REH			2	100%	2
MEDEXPRESS URGENT CARE - LINCOLN		2			2
FIRST PREVENTION AND DIALYSIS CENTER LLC			2	100%	2
PEACEHEALTH CENTRAL		2			2
MELBOURNE URGENT CARE			2	100%	2
MILFORD REGIONAL HOSPITAL			2	100%	2
WEST FLORIDA MEDICAL ASSOCIATES, PA			2	100%	2
COBLESKILL REGIONAL HOSPITAL		2			2

COVID-19: testing by laboratory

Data through Apr 25, 2021 verified as of Apr 26, 2021 at 09:25 AM

Data in this report are provisional and subject to change.

The numbers in the table below represent the number of Florida and non-Florida residents for whom test results were received by the Department of Health. A person can be tested by more than one laboratory and can have both positive and negative results. **Therefore, the sum of the numbers in each column will be larger than the total number of people tested.**

Reporting lab	Inconclusive	Negative	Positive	Percent positive	Total
NSUH AT SYOSSET		2			2
CENTRAL ARKANSAS VETERANS HEALTHCARE SYSTEM - VETERANS AFFAIRS			2	100%	2
WILSON MEMORIAL HOSPITAL			2	100%	2
MEMORIAL HOSPITAL OF SOUTH BEND			2	100%	2
ADVANCED MEDICAL CARE			2	100%	2
MEDICAL CENTER LABORATORY			2	100%	2
MEDEXPRESS URGENT CARE - LODI		2			2
FLORIDA DEPARTMENT OF HEALTH PINELLAS COUNTY-			2	100%	2
INSPIRE HEALTHCARE CENTER			2	100%	2
TEXAS REGIONAL ASTHMA & ALLERGY CENTER			2	100%	2
ST ANTHONY COMMUNITY HOSPITAL LAB		1	1	50%	2
RENFREW CENTERS INC		2			2
LAB CORP OF AMER SAN DIEGO			2	100%	2
Warren Center for Rehabilitation and Nursing		2			2
Life Care Center of Elyria		2			2
DRR JMC URGENT CARE DONALD ROSS			2	100%	2
Good Samaritan Society Waukon		2			2
PRONTO URGENT CARE			2	100%	2
PruittHealth Lakehaven		2			2
OUR LADY OF THE LAKE REGIONAL MEDICAL CENTER			2	100%	2
EASTERN NEW MEXICO UNIVERSITY STUDENT		2			2
APALACHEE CENTER INC		2			2
Walgreens #12427		1	1	50%	2
ACN PHYSICIANS GROUP CORP			2	100%	2
GENETIC ASSAYS INC			2	100%	2
Walgreens #9278		2			2
HERNANDO CHILDREN'S			2	100%	2
PPD CLINICAL RESEARCH UNIT			2	100%	2
ALVERNO CLINICAL LABORATORIES			2	100%	2
OSF SAINT FRANCIS MEDICAL CENTER			2	100%	2
Eugene J. Towbin Healthcare Center		2			2
CVS MINUTE CLINIC #5836		2			2
DEVLAB, LLC			2	100%	2
VA WNYHCS - Buffalo Division		1	1	50%	2
Waycross Health and Rehabilitation		2			2
BENEVA LAKES ASSISTED LIVING CENTER			2	100%	2
Tidelands Health Rehabilitation Hospital			2	100%	2
UNIVERSITY OF MIAMI SCCC RESEARCH LABORATORY			2	100%	2
MID AMERICA CLINICAL LABS			2	100%	2
CREATIVE HEALTH CENTER			2	100%	2
John L. McClellan Memorial Veterans Hospital		2			2
DIAGNOSTIC AFFILIATES			2	100%	2
Highland Ave. Eye Clinic		2			2
Durham VAMC		2			2
Kroger 745 - The Little Clinic Somerset		2			2
GRACE HEALTHCARE OF LAKE WALES		1	1	50%	2
COLONIAL VILLA GOOD SAMARITAN CENTER		2			2

COVID-19: testing by laboratory

Data through Apr 25, 2021 verified as of Apr 26, 2021 at 09:25 AM

Data in this report are provisional and subject to change.

The numbers in the table below represent the number of Florida and non-Florida residents for whom test results were received by the Department of Health. A person can be tested by more than one laboratory and can have both positive and negative results. **Therefore, the sum of the numbers in each column will be larger than the total number of people tested.**

Reporting lab	Inconclusive	Negative	Positive	Percent positive	Total
ManorCare Rehab Center of Marietta		2			2
MAGNOLIA MANOR OF COLUMBUS		2			2
PTC LABORATORIES			2	100%	2
Manorcare Health Services West Reading North		2			2
ADVENTHEALTH CENTRA CARE POINCIANA			2	100%	2
Robert Cranfield			2	100%	2
Kroger 328 - The Little Clinic Henderson Road		2			2
ALCALA PHARMACEUTICALS			2	100%	2
CQUENTIA NGS, LLC			2	100%	2
KINGSWAY MEDICAL CENTER INC			2	100%	2
BFT LAB			2	100%	2
ON-SITE MEDICAL SOLUTIONS		2			2
MASSACHUSETTS DEPARTMENT OF HEALTH			2	100%	2
MINUTECLINIC DIAGNOSTIC OF KANSAS, PC		2			2
CVS MO5724POCT KANSAS CITY		2			2
POMONA VALLEY COMMUNITY HOSPITAL			2	100%	2
MIRAMAR KIDNEY CENTER		1	1	50%	2
Fairlane Gardens Nursing and Rehab at Reading		2			2
WEAKLEY COUNTY REHAB AND NURSING CENTER		2			2
SKY LAKES MEDICAL CENTER		2			2
HAMILTON CHD		2			2
SHERIDAN AT HOBE SOUND, THE			2	100%	2
Kroger 550 - The Little Clinic Bellevue		2			2
COLD SPRING HILLS CENTER FOR NURSING A		2			2
VIRGINIA DEPT OF HEALTH OFFICE OF EPIDEMIOLOGY			2	100%	2
Jackson Health Care Facility			2	100%	2
Kroger 647 - The Little Clinic Newnan Crossings		1	1	50%	2
ADVENTIST HINSDALE HOSPITAL LABORATORY			2	100%	2
VANAYER HEALTHCARE AND REHAB CENTER		2			2
SENECA HEALTH CARE CENTER		2			2
TEMPLE UNIVERSITY HOSPITAL			2	100%	2
AHC Forest cove		2			2
LIFEGUARD AMBULANCE SERVICES LLC, TEXAS- SAN			2	100%	2
HEALTHCARE NETWORK			2	100%	2
CARTER BLOOD CARE			2	100%	2
CVS OH4301POCT NORTHFIELD		2			2
OAKMONT WEST- GREENVILLE SC		2			2
AEGIS MEDICAL GROUP LLC			2	100%	2
REHOBOTH MCKINLEY CHRISTIAN HOSPITAL		2			2
PALM MEDICAL CENTER - PLANT CITY		2			2
MID-FLORIDA HEMATOLOGY AND ONCOLOGY CENTERS		2			2
UNIVERSITY COMMUNITY HEALTH SERVICES		1	1	50%	2
CIRRUS DX			2	100%	2
TRINITY DIALYSIS			2	100%	2
CLEAR LAKE REGIONAL MEDICAL CENTER			2	100%	2
SOUTH DAKOTA DEPARTMENT OF HEALTH		2			2
WALGREENS NO 10512		1	1	50%	2

COVID-19: testing by laboratory

Data through Apr 25, 2021 verified as of Apr 26, 2021 at 09:25 AM

Data in this report are provisional and subject to change.

The numbers in the table below represent the number of Florida and non-Florida residents for whom test results were received by the Department of Health. A person can be tested by more than one laboratory and can have both positive and negative results. **Therefore, the sum of the numbers in each column will be larger than the total number of people tested.**

Reporting lab	Inconclusive	Negative	Positive	Percent positive	Total
ROYAL PALM PEDIATRICS			2	100%	2
GUARDIAN HOME CARE OF CENTRAL GEORGIA		2			2
Jacob's Creek Nursing and Rehabilitation Center		2			2
ADVOCATE SHERMAN HOSPITAL			2	100%	2
MISSION HOSPITAL REGIONAL MEDICAL CENTER			2	100%	2
Kroger 686 - The Little Clinic Farragut		2			2
COLUMBIA COTTAGE		2			2
SPECIALTY LABORATORIES			2	100%	2
MC MEDICAL			2	100%	2
PALMS OF FT MYERS,THE			2	100%	2
Advanced Rehabilitation and Healthcare of Wichita Falls		2			2
GREEN RIVER MEDICAL CENTER			2	100%	2
BOND & STEELE CLINIC, PA			2	100%	2
PT&J REHAB LLC		1	1	50%	2
HOLY TRINITY PHARMACY LLC		2			2
SOUTH HILLSBOROUGH CBOC			2	100%	2
Hartwell Health and Rehabilitation		2			2
NYU LANGONE HUNTINGTON MEDICAL GROUP		2			2
CVS MI8287POCT MACOMB		2			2
HANOVER ENDOSCOPY CENTER		2			2
WISE HEALTH SYSTEM		1	1	50%	2
UNIVERSITY OF TEXAS AT EL PASO, THE			2	100%	2
DUKE HEALTH REGIONAL HOSPITAL			2	100%	2
CVS OH2540POCT HILLIARD		2			2
A G RHODES HOME AT WESLEY WOODS		2			2
WELLNESS MEDICAL CLINIC			2	100%	2
LABRADOR PRIMARY CARE CENTER			2	100%	2
THE EDGEWATER AND WATERMAN VILLAGE			2	100%	2
ANDERSON COUNTY HOSPITAL			2	100%	2
REELFOOT FAMILY WALK IN CLINIC - TIPT		2			2
Jersey City Medical Center		2			2
MEDCARE		2			2
WESTMINSTER SUNCOAST			2	100%	2
HMH HOSPITALS CORPORATION		2			2
EMERALD PARK OF HOLLYWOOD			2	100%	2
PREMIER FAMILY CARE I, INC			2	100%	2
BAYSHORE MEDICAL CENTER			2	100%	2
NEMOURS CHILDREN'S PRIMARY CARE THE VILLAGES		2			2
Chatham Nursing and Rehab Center		2			2
SOUTHERN BREEZE HEALTHCARE		1	1	50%	2
The Palms Nursing and Rehabilitation		1	1	50%	2
BAPTIST HEALTH MEDICAL PLAZA			2	100%	2
CVS MA2125POCT NATICK		1	1	50%	2
LABCORP OF AMERICA HOLDINGS		1	1	50%	2
UNIVERSTIY OF ILLINOIS HOSPITAL			2	100%	2
MIDDLE TENN MENTAL HEALTH INSTITUTE		2			2
TMH PHYSICIAN PARTNERS MONTICELLO		1	1	50%	2

COVID-19: testing by laboratory

Data through Apr 25, 2021 verified as of Apr 26, 2021 at 09:25 AM

Data in this report are provisional and subject to change.

The numbers in the table below represent the number of Florida and non-Florida residents for whom test results were received by the Department of Health. A person can be tested by more than one laboratory and can have both positive and negative results. **Therefore, the sum of the numbers in each column will be larger than the total number of people tested.**

Reporting lab	Inconclusive	Negative	Positive	Percent positive	Total
MOSAIC MEDICAL CENTER MARYVILLE			2	100%	2
OMEGA RESEARCH CONSULTANTS			2	100%	2
WELL HEALTH LABS			2	100%	2
SPECTRUM HEALTH			2	100%	2
MINUTECLINIC DIAG OF IND, LLC #6250		2			2
SIMPLY HEALTHCARE AND WELLNESS CLINIC, PC			2	100%	2
BAPTIST HEALTHCARE - LAKEVIEW CENTER INC		2			2
SIGNAL DIAGNOSTICS DBA FLOWHEALTH LABS			2	100%	2
NEW DISCOVERY BIOLOGICS, LLC		1	1	50%	2
BE WELL PHARMACY		2			2
CLEVELAND CLINIC IMAGING			2	100%	2
DALLAS VA MEDICAL CENTER - VA NORTH TEXAS HEALTH CARE SYSTEM			2	100%	2
MY INSTADOC - HOWELL URGENT CARE		2			2
WEST BOCA MEDICAL CENTER			2	100%	2
Parkwood in the Pines		2			2
ONSLOW COUNTY HEALTH DEPARTMENT			2	100%	2
CVS MA38POCT CHARLTON		2			2
DIGESTIVE DISEASE CARE PC		2			2
BIOMAT USA			2	100%	2
Kroger 441 - The Little Clinic Middletown		2			2
RRMC CREEKSIDE LAB		2			2
WARD MEMORIAL HOSPITAL		2			2
MEDEXPRESS URGENT CARE - ROSS TOWNSHIP		2			2
Walgreens #5065		2			2
MOBILE HEALTH LABS LLC			2	100%	2
KAISER SUNNYSIDE MEDICAL CTR LAB		2			2
EVERYBODY'S FAMILY CLINIC		2			2
FHCP ASC - ORANGE CITY			2	100%	2
NEWTON MEMORIAL HOSPITAL		2			2
IN AND OUT URGENT CARE			2	100%	2
CVS NJ2369POCT JACKSON		2			2
ASSOCIATES IN UROGYNECOLOGY MD LLC		2			2
Sanford Health & Rehabilitation			2	100%	2
CENTRAL FLORIDA FAMILY HEALTH CENTER		2			2
GULFCOAST JEWISH FAMILY			2	100%	2
UNITED MEMORIAL MEDICAL CENTER			2	100%	2
CARTERSVILLE URGENT CARE		1	1	50%	2
MEDERI CARETENDERS		1	1	50%	2
NORTH MCALLEN PEDIATRIC CENTER			2	100%	2
GREEN POINT RX INC DBA ALTRU CHEMISTS		2			2
OCALA REGIONAL KIDNEY CENTER-WEST			2	100%	2
Walgreens #9890		2			2
HAWAII DEPARTMENT OF HEALTH			2	100%	2
FLORIDA COMMUNITY HEALTH CENTERS, INC.			2	100%	2
SANFORD REGIONAL HOSPITAL WORTHINGTON		2			2
AUSTIN REGIONAL CLINIC MICROBIOLOGY LAB			2	100%	2
SOUTHEAST GEORGIA HEALTH SYSTEM			2	100%	2

COVID-19: testing by laboratory

Data through Apr 25, 2021 verified as of Apr 26, 2021 at 09:25 AM

Data in this report are provisional and subject to change.

The numbers in the table below represent the number of Florida and non-Florida residents for whom test results were received by the Department of Health. A person can be tested by more than one laboratory and can have both positive and negative results. **Therefore, the sum of the numbers in each column will be larger than the total number of people tested.**

Reporting lab	Inconclusive	Negative	Positive	Percent positive	Total
RIVERVIEW MEDICAL CLINIC		2			2
TSALI CARE CENTER		2			2
TWIN LAKES REHAB & HEALTHCARE		2			2
VALUE DRUGS GREENLAWN INC		2			2
LIBERTY HEALTH CENTER			2	100%	2
ASPIRUS RIVERVIEW HOSPITAL & CLINICS INC		1	1	50%	2
CVS IN6555POCT BROWNSBURG		2			2
AMERICAN MEDICAL LABORATORIES			2	100%	2
Buena Vista Care Center		2			2
MI Nursing Restorative Center		2			2
CVS MA1179POCT HUDSON		1	1	50%	2
EXCUSED ABSENCE PLLC		2			2
ATLANTIC DIAGNOSTICS			2	100%	2
CVS IL8744POCT BROOKFIELD		2			2
DIVERSE MEDICAL CARE LLC			2	100%	2
UNITY LONGPOND		2			2
PALM CITY NURSING AND REHAB CENTER			2	100%	2
TEXAS HEALTH CARE			2	100%	2
VOLUNTEERS OF AMERICA OF FLORIDA			2	100%	2
ULTIMATE KIDNEY CARE			2	100%	2
VALLEY MEDICAL LABORATORY			2	100%	2
Kroger 667 - The Little Clinic Litchfield Park		2			2
441 URGENT CARE-MULBERRY			2	100%	2
PALMETTO FAMILY HEALTH CENTER			2	100%	2
Colonial Manor Nursing and Rehabilitation Center		2			2
DOCTORS MEDICAL CTR OF WALTON COUNTY			2	100%	2
Kroger 853 - The Little Clinic East Broad Street		2			2
MAIN STREET MEDICAL CENTERS		2			2
Providence of Sparta Health and Rehabilitation		2			2
JUST BELIEVE RECOVERY CENTER			2	100%	2
Imboden Creek Living Center		2			2
MANASOTA PEDIATRICS			2	100%	2
NORTH SHORE HEMATOLOGY-ONCOLOGY ASSOCIATES		2			2
PALM BAY COMMUNITY OUTPATIENT CLINIC		2			2
PBSO HEALTH AND WELLNESS CENTER			2	100%	2
CHI MEMORIAL PRIMARY CARE ASSOCIATES-A		2			2
PALM COAST DIALYSIS		2			2
VAULT MEDICAL SERVICES		1	1	50%	2
NORTHEAST FLORIDA HEALTH SERVICES, INC DBA FAMILY HEALTH SOURCE			2	100%	2
ASSOCIATES IN INTERNAL MEDICINE PA			2	100%	2
The Friendly Home		2			2
VALUE DRUGS BRONXVILLE INC		2			2
WEST COAST PEDIATRICS			2	100%	2
LIFEGUARD AMBULANCE SERVICE LLC, TEXAS			2	100%	2
Luther Acres Manor		2			2
UNM SANDOVAL REGIONAL MEDICAL CENTER		2			2
GOLISANO PEDIATRICS PORT CHARLOTTE HARBOR		2			2

COVID-19: testing by laboratory

Data through Apr 25, 2021 verified as of Apr 26, 2021 at 09:25 AM

Data in this report are provisional and subject to change.

The numbers in the table below represent the number of Florida and non-Florida residents for whom test results were received by the Department of Health. A person can be tested by more than one laboratory and can have both positive and negative results. **Therefore, the sum of the numbers in each column will be larger than the total number of people tested.**

Reporting lab	Inconclusive	Negative	Positive	Percent positive	Total
ST ANTHONY'S PINELLAS CARE CLINIC			2	100%	2
PRIMARY HEALTH CARE ASSOCIATES INC			2	100%	2
WALGREENS #06583		2			2
MANSFIELD MEDICAL LODGE			2	100%	2
MEDCOR CORPORATE CLINIC		1	1	50%	2
PARKRIDGE MEDICAL CENTER			2	100%	2
ST. ELIZABETH HEALTHCARE			2	100%	2
Camellia Gardens		2			2
MEASE MANOR MEMORY CARE		2			2
ESCANDON DIAGNOSTIC CLINIC			2	100%	2
OAKBRIDGE TERRACE AT SAE			2	100%	2
SPRINGS MEDICAL LAB		1	1	50%	2
Cooperstown Center for Nursing and Rehabilitation		2			2
CIGNA GATEWAY			2	100%	2
Stillwater Healthcare		2			2
MANISTEE COUNTY MEDICAL CARE FACILITY		2			2
BEREA URGENT CARE			2	100%	2
JORDAN VALLEY MEDICAL CENTER			2	100%	2
JMC TALLAHASSEE, LLC			2	100%	2
ST. MARY'S MEDICAL CENTER EVANSVILLE, INC			2	100%	2
DEKALB MEDICAL CENTER LABORATORY			2	100%	2
FHPG SURGICAL ASSOCIATES OF EAST PASCO			2	100%	2
DUKE UNIVERSITY POINT OF CARE TESTING PROGRAM			2	100%	2
CVS MA929POCT FRANKLIN		2			2
KEATING SPORTS CENTER		2			2
SYMPHONY OF BUFFALO GROVE		2			2
MORRISTOWN MEMORIAL HOSPITAL		2			2
Great Lakes Health Center			2	100%	2
IM&P WELLNES CENTER			2	100%	2
MADISON HOSPITAL LABORATORY			2	100%	2
Walgreens #7156			2	100%	2
RHODE ISLAND DEPARTMENT OF HEALTH LABORATORIES			2	100%	2
MIDDLEBURG VA CBOC		2			2
WILCOX MEDICAL CENTER-ALMA COLLEGE		2			2
RAINY LAKE MEDICAL CENTER			2	100%	2
Garden Care Center		2			2
PM PEDIATRICS OF BAYSIDE PLLC - BELLER		2			2
VENETIAN GARDENS		2			2
WALGREENS #13605		2			2
PLAINS REGIONAL MEDICAL CENTER		2			2
Kroger 619 - The Little Clinic Hendersonville Indian Lake		2			2
CVS MA137POCT QUINCY		2			2
MINUTECLINIC LLC #3351			2	100%	2
ENVOY OF FORK UNION, LLC DBA ENVOY AT THE VILLAGE		2			2
SCDHEC BUREAU OF LABORATORIES			2	100%	2
Henry County Health and Rehabilitation		2			2
METROHEALTH SYSTEM			2	100%	2

COVID-19: testing by laboratory

Data through Apr 25, 2021 verified as of Apr 26, 2021 at 09:25 AM

Data in this report are provisional and subject to change.

The numbers in the table below represent the number of Florida and non-Florida residents for whom test results were received by the Department of Health. A person can be tested by more than one laboratory and can have both positive and negative results. **Therefore, the sum of the numbers in each column will be larger than the total number of people tested.**

Reporting lab	Inconclusive	Negative	Positive	Percent positive	Total
Southern Pines Healthcare Center		1	1	50%	2
DELAWARE DIAGNOSTICS LABS			2	100%	2
SWEETWATER NURSING CENTER		2			2
VALLEY BAPTIST MEDICAL CENTER: BROWNSVILLE			2	100%	2
RAPID RESULT CORP LLC		1	1	50%	2
MEDEXPRESS URGENT CARE - NUTLEY		2			2
MAYO CLINIC COUMADIN CLINIC LABORATORY		1	1	50%	2
ATVIVO LLC		2			2
CROSSTOWN PHARMACY		2			2
EXPRESS CARE OF LEESBURG			2	100%	2
CSS- TWELVE OAKS			2	100%	2
MEMORIAL HOSPITAL WEST			2	100%	2
MAJESTIC GUARDIANS			2	100%	2
PORTAGE MEDICAL CENTER			2	100%	2
MEDAILLE COLLEGE WELLNESS CENTER		2			2
CVS NC2297335CV GREENSBORO		2			2
Delaware Court Healthcare Center		2			2
STOP URGENT CARE			2	100%	2
Q ALL CARE MEDICAL PC		2			2
Iowa Veterans Home		2			2
FKC AMELIA ISLAND DIALYSIS			2	100%	2
ST. VINCENT HOSPITAL			2	100%	2
FLORIDA MEDICAL CLINIC IM LUTz			2	100%	2
SOMA MEDICAL CENTER P.A. #4			2	100%	2
ARCPPOINTLABS OF VIRGINIA BEACH		1	1	50%	2
PIEDMONT MOUNTAINSIDE HOSPITAL LABORAT		2			2
MOUNT SINAI MEDICAL CENTER OF FLORIDA, INC			2	100%	2
VISITING PHYSICIANS OF THE TREASURE COAST LLC			2	100%	2
JERSEY IRISH MEDICAL		2			2
ST VINCENT'S AMBULATORY CARE INC			2	100%	2
BAY CORRECTIONAL AND REHABILITATION FACILITY			2	100%	2
FLAGLER PROFESSIONAL HEALTH CAE SERVICES INC		2			2
MD NOW URGENT CARE CENTER INC.			2	100%	2
Oakmont of Katy Nursing and Rehabilitation		2			2
FALMOUTH HOSPITAL		1	1	50%	2
ST. JOSEPH REGIONAL MEDICAL CENTER			2	100%	2
FORT MYERS NORTH DIALYSIS		1	1	50%	2
Kroger 412 - The Little Clinic Oxford		2			2
STEWART ST ELIZABETH MEDICAL CENTER			2	100%	2
CATHOLIC HEALTH LABORATORY SERVICES		2			2
MEDSTAR URGENT CARE, LLC			2	100%	2
WillowBrooke Court at Southampton Estates		2			2
MAYO CLINIC GROUP PRACTICE LABORATORY			2	100%	2
Lake Charles Healthcare LLC dba Landmark Lake Charles			2	100%	2
W.G. (Bill) Hefner VAMC		2			2
NEW YORK UNIVERSITY MEDICAL CENTER			2	100%	2
SALEM VAMC		2			2

COVID-19: testing by laboratory

Data through Apr 25, 2021 verified as of Apr 26, 2021 at 09:25 AM

Data in this report are provisional and subject to change.

The numbers in the table below represent the number of Florida and non-Florida residents for whom test results were received by the Department of Health. A person can be tested by more than one laboratory and can have both positive and negative results. **Therefore, the sum of the numbers in each column will be larger than the total number of people tested.**

Reporting lab	Inconclusive	Negative	Positive	Percent positive	Total
UHEALTH CARDIOLOGY			2	100%	2
PRIMACARE MEDICAL LAKEWOOD			2	100%	2
MAWD PATHOLOGY GROUP			2	100%	2
ASHLEY PEDIATRICS			2	100%	2
CVS NV5942POCT LAS VEGAS		2			2
PUBLIX PHARMACY #1048		2			2
JUPITER PEDIATRIC ASSOCIATES, PA		1	1	50%	2
UNIVERSITY OF VERMONT MEDICAL CENTER			2	100%	2
MOORE CLINICAL RESEARCH INC			2	100%	2
DOCTORS CARE OF PALM COAST			2	100%	2
DOCTORS CARE - AIKEN MALL			2	100%	2
CHAPPEL GROUP RESEARCH, THE		2			2
SUNBRIDGE CARE & REHAB FOR DECATUR		2			2
Kroger 549 - The Little Clinic Clinton Highway		2			2
Cypress Cove Center		2			2
CRAWFORD COUNTY CARE CENTER		2			2
NORTHSIDE FAMILY MEDICINE AND URGENT CARE (CUMMING)		2			2
CVS MA1877POCT NORTON		2			2
JULIE STAATS DO		2			2
UWMC MONTLAKE DEPT OF LAB MED			2	100%	2
U OF MIAMI MILLER SCHOOL OF MEDICINE			2	100%	2
MEDEXPRESS URGENT CARE - BROOKHAVEN		2			2
Walgreens #10207		2			2
Kroger 130 - The Little Clinic Colorado Springs		2			2
MEDEXPRESS URGENT CARE - MYLAN			2	100%	2
COVANCE			2	100%	2
APPLECARE VALDOSTA			2	100%	2
VIBRA HEALTH LABORATORY			2	100%	2
SENTARA NORFOLK GENERAL HOSPITAL			2	100%	2
FLORIDA CLINICAL LABORATORY INC			2	100%	2
ASCENSION ST MICHAEL'S HOSPITAL LAB		1	1	50%	2
Essex Center for Rehabilitation and Healthcare		2			2
MEDEXPRESS URGENT CARE PENNSVILLE		2			2
MASSENA HOSPITAL LABORATORY		2			2
CVS PHARMACY INC DBA CVS/PHARMACY # 10600		2			2
CARESPOT URGENT CARE		1	1	50%	2
ILLINOIS DEPT OF PUBLIC HEALTH LABS			2	100%	2
CROSSROADS			2	100%	2
ALLSTATE HEALTH SERVICES, INC		2			2
PROSPECT URGENT CARE			2	100%	2
SAWGRASS PEDIATRIC PARTNERS LLC			2	100%	2
FLORIDA MEDICAL CLINIC RADIOLOGY DALE MABRY		2			2
Good Samaritan Society-Blackduck		1	1	50%	2
Workmens Circle Multicare Center		2			2
ROUTE 16 PHARMACY LLC DBA HOLLAND PHAR		2			2
LIFETIME FAMILY URGENT CARE			2	100%	2
PINARD HOME HEALTH SERVICES INC			2	100%	2

COVID-19: testing by laboratory

Data through Apr 25, 2021 verified as of Apr 26, 2021 at 09:25 AM

Data in this report are provisional and subject to change.

The numbers in the table below represent the number of Florida and non-Florida residents for whom test results were received by the Department of Health. A person can be tested by more than one laboratory and can have both positive and negative results. **Therefore, the sum of the numbers in each column will be larger than the total number of people tested.**

Reporting lab	Inconclusive	Negative	Positive	Percent positive	Total
AZALEA HEALTH AND REHABILITATION		2			2
BUCKINGHAM PAVILION INC		2			2
RM PHARMACY SERVICES INC		1	1	50%	2
TENNESSEE VALLEY HCS			2	100%	2
First Care Living Center/Essentia Health			2	100%	2
ONTARIO COUNTY PUBLIC HEALTH		2			2
ALBUQUERQUE - AMG SPECIALTY HOSPITAL		2			2
Kroger 739 - The Little Clinic La Grange Road		2			2
CVS OH6185POCT PICKERINGTON		2			2
BRENTWOOD AT FORE RANCH			2	100%	2
UNIVERSITY OF MISSOURI HEALTH CARE			2	100%	2
GOUVERNEUR HOSPITAL LABORATORY		2			2
The Laurels of Hendersonville		2			2
WELL-KEY URGENT CARE SEVIERVILLE			2	100%	2
CHILDREN'S MEDICAL CENTER-EAST ORLANDO			2	100%	2
UT AUSTIN UNIVERSITY HEALTH SERVICES			2	100%	2
JACKSON LABORATORY OF GENOMIC MEDICINE		2			2
ASCENSION ST VINCENT'S RIVERSIDE			2	100%	2
MEDEXPRESS URGENT CARE - SPRINGDALE, S 40TH STREET		2			2
PM PEDIATRICS OF BAYSIDE, PLLC - RIVE		2			2
BUFFALO CROSSINGS HEALTHCARE AND REHABILITATION CENTER			2	100%	2
FEDERAL CORRECTIONAL INSTITUTION MARIANNA			2	100%	2
NATIONWIDE LABORATORY SERVICES		1	1	50%	2
LEXINGTON PLACE			2	100%	2
HPH HOME CARE		1	1	50%	2
The Suites at Western Home Communities		2			2
DURAND SENIOR CARE & REHAB CENTER		2			2
Harbert Hills Academy Nursing Home		2			2
PALMETTO BAY MEDICAL CENTER		1	1	50%	2
CARBON HEALTH			2	100%	2
Absolut Care at Three Rivers		2			2
ERGENT MED SAINT SIMONS			2	100%	2
MEDPOST - NORTH DALLAS			2	100%	2
WHITESANDS OUTPATIENT TREATMENT		2			2
MILLERSVILLE UNIVERSITY HEALTH SERVICE		2			2
Garden Isle Healthcare and Rehabilitation Center		2			2
PUBLIX PHARMACY #1387		2			2
MEDEXPRESS URGENT CARE, MILLCREEK		2			2
DUBOIS CONTINUUM OF CARE COMMUNITY INC		2			2
JOHN D. ARCHBOLD MEM. HOSPITAL			2	100%	2
WAKULLA URGENT CARE & DIAGNOSTIC			2	100%	2
CRUC CMCH-COVID-19		2			2
INSPIRIT SENIOR LIVING			2	100%	2
SAFE PMC		2			2
PALM WEST INTERNIST PA			2	100%	2
RUST MEDICAL CENTER		2			2
GILA REGIONAL MEDICAL CENTER		2			2

COVID-19: testing by laboratory

Data through Apr 25, 2021 verified as of Apr 26, 2021 at 09:25 AM

Data in this report are provisional and subject to change.

The numbers in the table below represent the number of Florida and non-Florida residents for whom test results were received by the Department of Health. A person can be tested by more than one laboratory and can have both positive and negative results. **Therefore, the sum of the numbers in each column will be larger than the total number of people tested.**

Reporting lab	Inconclusive	Negative	Positive	Percent positive	Total
OHSU LABORATORY SERVICES		2			2
CVS IN6559POCT AVON		2			2
BIOHEALTH MEDICAL LAB INC			2	100%	2
BERGEN COUNTY SURGICAL AND ENDOSCOPY CENTER		2			2
EDGEWATER RETIREMENT MANOR			2	100%	2
Tuscola County Medical Care Community		2			2
MIDDLEBURG PEDIATRICS			2	100%	2
Iron County Medical Care Facility		2			2
VA West Los Angeles Medical Center		2			2
TRIDENT ANTI AGING LLC			2	100%	2
Lynwood		2			2
SPECTRA EAST INC		1	1	50%	2
University Center East			2	100%	2
Fairhaven Retirement Community		2			2
RIVIERA BEACH INTEGRATED CARE INC			2	100%	2
OELWEIN HEALTH CARE CENTER		2			2
CORTLAND PARK REHABILITATION AND NURSING CENTER		1	1	50%	2
JRS LABORATORY			2	100%	2
NOVA SOUTHEASTERN UNIVERSITY - STUDENT MEDICAL CTR			2	100%	2
SUMMERFIELD RETIREMENT LIVING, INC			2	100%	2
TRINITAS REGIONAL MEDICAL CENTER		1	1	50%	2
AHC Humboldt		2			2
DEPT OF HEALTH			2	100%	2
SPRINGFIELD HOSPITAL LABORATORY			2	100%	2
UNIVERSITY OF MN MEDICAL CENTER EAST CAMPUS			2	100%	2
BAPTIST HOSPITAL LABORATORY			2	100%	2
Beth Sholom Home of Eastern Virginia		1	1	50%	2
NEMOURS CHILDREN'S PRIMARY CARE OF VERO BEACH			2	100%	2
PREVENTIVE HEALTH PARTNERS I L S C		2			2
Kroger 672 - The Little Clinic Bill Kennedy & Glenwood		2			2
Kroger 426 - The Little Clinic Suwanee		2			2
HEALTH GROUP CENTER INC			2	100%	2
UF KANAPAHA LAB BEAKER		2			2
ACCESS MEDICAL GROUP OF TAMPA II, INC		2			2
SHELBYVILLE HOSPITAL COMPANY		2			2
EXCELTOX LABORATORIES LLC		2			2
YOUTH AND YOU, INC		2			2
Sevierville Health and Rehabilitation		2			2
MEDEXPRESS URGENT CARE - SOUTH CHARLESTON		2			2
FL DEPT OF HEALTH MARION COUNTY MOBILE HEALTH UNIT			2	100%	2
ELMHURST MEMORIAL HOSPITAL			2	100%	2
LAKEVIEW HEALTH CARE SYSTEM LLC			2	100%	2
SOUTHERN SURGICAL ARTS		2			2
Beecher Manor Nursing and Rehabilitation Center		2			2
FLORIDA PRIMARY CARE CENTER PA		2			2
CVS NE2741POCT LA VISTA		2			2
THE HOSPITAL OF PROVIDENCE EMERGENCY ROOM			2	100%	2

COVID-19: testing by laboratory

Data through Apr 25, 2021 verified as of Apr 26, 2021 at 09:25 AM

Data in this report are provisional and subject to change.

The numbers in the table below represent the number of Florida and non-Florida residents for whom test results were received by the Department of Health. A person can be tested by more than one laboratory and can have both positive and negative results. **Therefore, the sum of the numbers in each column will be larger than the total number of people tested.**

Reporting lab	Inconclusive	Negative	Positive	Percent positive	Total
ADVENT HEALTH - OWASA			2	100%	2
DESERT HOSPITAL/CPHU CLINICAL LABORATORY			2	100%	2
BEAUFORT MEMORIAL			2	100%	2
CHOTA COMMUNITY HEALTH SERVICES		1	1	50%	2
LAB PLUS, LLC			2	100%	2
NEW YORK CITY CENTRAL COVID			2	100%	2
COOPER CLINIC			2	100%	2
JASPER MEMORIAL HOSPITAL		1	1	50%	2
FIRST CHOICE MEDICAL PC			2	100%	2
INTEAM HEALTH, INC.			2	100%	2
GET WELL EXPRESS URGENT CARE & WALK-IN CLINIC			2	100%	2
GULF COAST MEDICAL CENTER RESPIRATORY CARE			2	100%	2
COMPLETE HEALTH MEDICAL CENTER			2	100%	2
AFC PHYSICIANS OF FLORIDA, PA			2	100%	2
LAKE SUCCESS EXTENDED CARE		2			2
TLC MEDICAL			2	100%	2
Manor At Perrysburg		2			2
HELEN HAYES HOSPITAL LABORATORY		2			2
CARELINE PHARMACY AND HEALTHCARE SERVICES		1	1	50%	2
DELRAY BEACH HEALTH CENTER			2	100%	2
DIAGNOSTIC CLINIC MEDICAL GROUP INC		2			2
CARINGPLUS HOMECARE LLC		1	1	50%	2
CVS AZ9277POCT TUCSON		2			2
KANSAS CITY VA MEDICAL CENTER			2	100%	2
VETERANS AFFAIRS MEDICAL CENTER - GREATER LOS ANGELES			2	100%	2
COLONIAL HEALTH CARE		1	1	50%	2
MOBILE PHLEBOTOMY SERVICES			2	100%	2
CLINICAL REFERENCE LABORATORY, INC		2			2
NAVAL MEDICAL CENTER			2	100%	2
STUART SURGERY CENTER, LLC			2	100%	2
Covington Care Nursing and Rehabilitation		2			2
JEFFERSON WASHINGTON TOWNSHIP HOSPITAL		2			2
ACKERMAN CANCER CENTER		2			2
COUNTRY COTTAGE		2			2
Alden Des Plaines			2	100%	2
FAMILY URGENT CARE		2			2
MD NOW URGENT CARE MEDICAL CENTERS INC			2	100%	2
KIVA AT MOUNT DORA			2	100%	2
CARENOW LENEXA			2	100%	2
Kroger 101 - The Little Clinic Hill Top		2			2
RAPID MD			2	100%	2
Kroger 020 - The Little Clinic Wheat Ridge		2			2
BAYMEADOWS PRIMARY CARE		2			2
CARE NOW DENTON			2	100%	2
TALLAHASSEE MEMORIAL HEALTHCARE FAMILY MED RESIDENCY			2	100%	2
WALKONCLINIC			2	100%	2
Kroger 596 - The Little Clinic Brentwood		2			2

COVID-19: testing by laboratory

Data through Apr 25, 2021 verified as of Apr 26, 2021 at 09:25 AM

Data in this report are provisional and subject to change.

The numbers in the table below represent the number of Florida and non-Florida residents for whom test results were received by the Department of Health. A person can be tested by more than one laboratory and can have both positive and negative results. **Therefore, the sum of the numbers in each column will be larger than the total number of people tested.**

Reporting lab	Inconclusive	Negative	Positive	Percent positive	Total
CARE ATC SUN HYDRAULICS TALLAVAST			2	100%	2
CLEMENT J ZABLOCKI VAMC		2			2
CORNERSTONE MEDICAL CARE OF BRANDON		2			2
ADVENTHEALTH EAST ORLANDO EMPLOYEE CLINIC		2			2
NORTHSIDE FAMILY MEDICINE AND URGENT CARE (HOLLY SPRINGS)		2			2
Cortland Acres Association		2			2
CVS PA2296POCT MACUNGIE		2			2
PLASMA MED RESEARCH DBA		2			2
CHESTERFIELD HEALTHCARE GROUP, INC		2			2
INTEGRATED REGIONAL LABS			2	100%	2
MIDLAND MEMORIAL HOSPITAL			2	100%	2
Walgreens #19019		2			2
BOND COMMUNITY HEALTH CENTER			2	100%	2
TRUE HEALTH INC			2	100%	2
ADVENTHEALTH IMAGING PARTIN SETTLEMENT			2	100%	2
ORCHARD LABORATORIES			2	100%	2
METHODIST SPECIALTY CARE CENTER		2			2
HOME ACCESS HEALTH			2	100%	2
NEMOURS CHILDRENS PRIMARY CARE			2	100%	2
MARTINSBURG VAMC		2			2
SOUTHSIDE FAMILY MEDICAL		2			2
ROCKWALL URGENT CARE			2	100%	2
SARASOTA MEMORIAL MEDICAL URGENT CARE CENTER			2	100%	2
MEDLOGIC, LLC		2			2
RMC BROOKHOLLOW MED AESTHETICS INC		2			2
HUMILITY OF MARY HEALTH PARTNERS			2	100%	2
BROOKDALE PALM BEACH GARDENS			2	100%	2
ADVANCED MEDICAL OF FLORIDA			2	100%	2
MEDEXPRESS URGENT CARE - LINCOLN VILLA		2			2
MEDEXPRESS URGENT CARE - SPRINGFIELD, COOLEY ST		2			2
FLORIDA KEYS PED & ADOLES CTR			2	100%	2
UMASS MEMORIAL MEDICAL CENTER, INC		1	1	50%	2
LARKIN COMMUNITY HOSPITAL PALM SPRINGS CAMPUS		1	1	50%	2
LAREDO EMERGENCY ROOM			2	100%	2
87TH MEDICAL GROUP – MCGUIRE AMBULATORY CARE FACILITY		2			2
SUMMIT URGENT CARE PS			2	100%	2
THE FOUNTAIN AT BOCA CIEGA BAY		2			2
The Grand Rehabilitation & Nursing Utica		2			2
TWELVE OAKS RECOVERY CENTER			2	100%	2
MARCO ISLAND HOSPITAL INC D/B/A		1	1	50%	2
GRANDVIEW COLLEGE STUDENT HEALTH CENTE		2			2
CARE 365			2	100%	2
SOWAL HEALTH & DRUG			2	100%	2
NEW BRIDGE MEDICAL CENTER		2			2
SOUTH TAMPA AFTER HOURS CLINIC			2	100%	2
FLORIDA DEPARTMENT OF HEALTH IN LEE COUNTY		1	1	50%	2
HENRY FORD WEST BLOOMFIELD HOSPITAL			2	100%	2

COVID-19: testing by laboratory

Data through Apr 25, 2021 verified as of Apr 26, 2021 at 09:25 AM

Data in this report are provisional and subject to change.

The numbers in the table below represent the number of Florida and non-Florida residents for whom test results were received by the Department of Health. A person can be tested by more than one laboratory and can have both positive and negative results. **Therefore, the sum of the numbers in each column will be larger than the total number of people tested.**

Reporting lab	Inconclusive	Negative	Positive	Percent positive	Total
PANCARE HEALTH - SNEADS ELEMENTARY			2	100%	2
CONCENTRA - PLANT CITY		2			2
SANTA ROSA COUNTY HEALTH DEPARTMENT			2	100%	2
POINT OF CARE PRIVATE HEALTH MANAGEMENT			2	100%	2
AVERA MEDICAL GROUP			2	100%	2
PIEDMONT WALTON HOSPITAL		2			2
US LABS		2			2
OAKMONT OF UNION SC, LLC		2			2
NIAGARA APOTHECARY INC		2			2
CROSSROADS URGENT CARE DBA URGENT TEA		2			2
SWEDISH COVENANT HOSPITAL			2	100%	2
SOUTHERN TENNESSEE MEDICAL CENTER			2	100%	2
COX HEALTH SOUTH LAB		1	1	50%	2
VA CBOC			2	100%	2
GERM BUSTERS 911 LLC			2	100%	2
NEW YORK PSYCHIATRIC INSTITUTE		2			2
MEDEXPRESS URGENT CARE - DERBY N ROCK		2			2
BMC/JACSONVILLE		1	1	50%	2
SHELL POINT HOME HEALTH			2	100%	2
MINUTE CLINIC DIAGNOSTIC OF KANSAS PA		2			2
CEDARS-SINAI MEDICAL CENTER			2	100%	2
BAPTIST HOSPITAL INTERNAL MEDICINE GULF BREEZE			2	100%	2
DOWN HOME MEDICAL			2	100%	2
LACORP		1	1	50%	2
MEMORIAL HERMANN HOSPITAL			2	100%	2
PALM BEACH DIABETES & ENDOCRINE SPECIALISTS PA			2	100%	2
ONE MEDICAL GROUP		1	1	50%	2
AL MANI HEALTH INSTUTUTE		2			2
INTERMOUNTAIN MEDICAL CENTER			2	100%	2
Northpoint Lexington Healthcare		1	1	50%	2
STAGES OF LIFE MEDICAL INSTITUTE			2	100%	2
DELRAY BEACH HEALTH DEPT LAB			2	100%	2
KEY WEST HMA PHYSICIAN MANAGEMENT, LLC			2	100%	2
ORANGETOWN PEDIATRICS ASSOCIATES		1			1
C V S / PHARMACY #833		1			1
SIGNATURE CARE MIDLAND			1	100%	1
SC-GA2018 SIMPSONVILLE REHABILITATION		1			1
CARSON NURSING AND REHABILITATION CENTER		1			1
Carington Park			1	100%	1
PINECREST MANOR		1			1
BAPTIST HEALTH PRIMARY CARE AT CUTLER BAY			1	100%	1
POUDRE VALLEY HOSPITAL			1	100%	1
TRADITIONAL MEDICINE CENTER			1	100%	1
FAST TEST NOW		1			1
TREASURE COAST MEDICAL CONCIERGE LLC			1	100%	1
WINDSOR MANOR			1	100%	1
CLEVELAND HEARTLAB			1	100%	1

COVID-19: testing by laboratory

Data through Apr 25, 2021 verified as of Apr 26, 2021 at 09:25 AM

Data in this report are provisional and subject to change.

The numbers in the table below represent the number of Florida and non-Florida residents for whom test results were received by the Department of Health. A person can be tested by more than one laboratory and can have both positive and negative results. **Therefore, the sum of the numbers in each column will be larger than the total number of people tested.**

Reporting lab	Inconclusive	Negative	Positive	Percent positive	Total
CARENOW-MONTGOMERY			1	100%	1
Williamstown Commons			1	100%	1
ASHLEY CLINICAL DIAGNOSTIC LABORATORY			1	100%	1
MEDEXPRESS URGENT CARE-HAVERHILL		1			1
TMH URGENT CARE CENTER			1	100%	1
PALM BEACH COUNTY SHERIFF OFFICE			1	100%	1
FAITH FAMILY PRACTICE			1	100%	1
KENNEDY BOULEVARD DIALYSIS			1	100%	1
CENTRAL FLORIDA ADULT MEDICINE		1			1
ISSAM ALBANNA MD PA			1	100%	1
HIGHLAND LABORATORY			1	100%	1
HUNTERS CREEK MEDICAL ASSOCIATES PA		1			1
MID-FLORIDA PATHOLOGY LLC		1			1
Avantara Lake Norden		1			1
Melbourne Terrace Rehabilitation Center			1	100%	1
MORGAN STANELY HEALTH CENTER		1			1
CLAYTON NURSING AND REHABILITATION		1			1
PALMETTO PRIMARY CARE PHYSICIANS			1	100%	1
CULVER CITY URGENT CARE			1	100%	1
WESTOX LABS		1			1
NSPIRE HEALTHCARE PLANTATION			1	100%	1
NABI		1			1
SPEARE MEMORIAL HOSPITAL			1	100%	1
GAMMA HEALTHCARE, INC		1			1
ST JUDE CARE CENTER		1			1
PRACTITIONERS IN MOTION			1	100%	1
GOOD SHEPHERD HOSPICE INC			1	100%	1
Nemours Children's Clinic-Orla			1	100%	1
NORTH FLORIDA REGIONAL MEDICAL CENTER EMERGENCY			1	100%	1
Walgreens #9620		1			1
WALGREENS #04786		1			1
LITTLE COMPANY OF MARY HOSPITAL			1	100%	1
Victoria Manor		1			1
ST. MICHAEL'S ELITE HOSPITAL			1	100%	1
UNIVERSITY PLACE NURSING CENTER		1			1
NORTHEAST GEORGIA HEALTH SYSTEM			1	100%	1
PRIMARY CARE GROUP LLC		1			1
BOLLES SCHOOL, THE			1	100%	1
ADVANCED RESEARCH AND DIAGNOSTIC LABORATORY UNIVERSITY OF MINNESOTA			1	100%	1
NOSE AND SINUS INSTITUTE OF BOCA RATON		1			1
NEVADA RURAL HOUSING AUTHORITY			1	100%	1
MD NOW MEDICAL CENTERS, INC			1	100%	1
GADSDEN FAMILY PRACTICE		1			1
MORGAN MEDICAL CENTER		1			1
Princeton Place			1	100%	1
Garden View Care Center at Dougherty Ferry		1			1
FLORIDA HEART AND VASCULAR MULTISPECIALTY GROUP PA			1	100%	1

COVID-19: testing by laboratory

Data through Apr 25, 2021 verified as of Apr 26, 2021 at 09:25 AM

Data in this report are provisional and subject to change.

The numbers in the table below represent the number of Florida and non-Florida residents for whom test results were received by the Department of Health. A person can be tested by more than one laboratory and can have both positive and negative results. **Therefore, the sum of the numbers in each column will be larger than the total number of people tested.**

Reporting lab	Inconclusive	Negative	Positive	Percent positive	Total
ALBUQUERQUE INDIAN HEALTH CENTER		1			1
WAKE FOREST MEDICAL CENTER LABORATORY			1	100%	1
CERMAK HEALTH SERVICES			1	100%	1
FLAGLER COUNTY BOARD OF COUNTY COMMISSIONERS			1	100%	1
Greene Meadows Nursing and Rehabilitation Center		1			1
SANCHEZ CAZAU MEDICAL GROUP			1	100%	1
DOMINION DIAGNOSTICS			1	100%	1
BOYKIN		1			1
Maplewood of Cheshire County		1			1
PHOEBE PRIMARY CARE CAMILLA			1	100%	1
HIGH DESERT COURT GROUP HOME			1	100%	1
STONECREST MEDICAL CENTER		1			1
PANCARE HEALTH - BRUCE			1	100%	1
RIVERSIDE MEDICAL CENTER		1			1
STITCHES ACUTE CARE CENTER OF CHEYENNE			1	100%	1
VA Healthcare Center- Newburg		1			1
MEDICAL CITY NORTH HILLS			1	100%	1
WALGREENS #5130			1	100%	1
BAYCARE OUTREACH LAB AT NEW TAMPA			1	100%	1
SOLARIS HEALTHCARE PLANT CITY		1			1
ST JOSEPHS CHILDRENS HOSPITAL PEDI TRANSPORT			1	100%	1
MARTIN MEM FAMILY CARE AT ST LUCIE W			1	100%	1
park avenue extended care		1			1
LUTHERAN HOSPITAL OF INDIANA			1	100%	1
FLAGLER PROFESSIONAL HEALTH CARE SERVICES INC		1			1
UNIVERSITY OF MARYLAND PATHOLOGY ASSOCIATES			1	100%	1
ACCESS FAMILY CARE LLC			1	100%	1
GARNET HEALTH DOCTORS		1			1
THEDACARE FAMILY MEDICINE GATEWAY			1	100%	1
ADVANCED CARDIOVASCULAR DIAGNOSTICS PL		1			1
STEWART FLORIDA ALF, INC			1	100%	1
WEST PALM BEACH PHARMACEUTICALS LLC			1	100%	1
Caldwell Care		1			1
PRISMA HEALTH TUOMEY LABORATORY			1	100%	1
TRITENN LLC		1			1
BRANKO D PEJIC MD FAMILY PRACTICE			1	100%	1
ADVANCE HEALTH AND WELLNESS SOLUTIONS			1	100%	1
CUSTOM SCRIPTS PHARMACY		1			1
CARESOUTH HHA HOLDINGS OF THE TREASURE COAST LLC			1	100%	1
HEALTHPARTNERS HUDSON CLINIC			1	100%	1
HEALTH AND HOPE CLINIC INC			1	100%	1
SUN LABORATORY SERVICES,INC			1	100%	1
PALM COTTAGE OPERATOR LLC			1	100%	1
INTERNAL MEDICINE GROUP OF CENTRAL FLORIDA			1	100%	1
CARESTAT HOSPICE SERVICES			1	100%	1
441 URGENT CARE CENTER - BROWNWOOD			1	100%	1
BROOKSHIRE, THE			1	100%	1

COVID-19: testing by laboratory

Data through Apr 25, 2021 verified as of Apr 26, 2021 at 09:25 AM

Data in this report are provisional and subject to change.

The numbers in the table below represent the number of Florida and non-Florida residents for whom test results were received by the Department of Health. A person can be tested by more than one laboratory and can have both positive and negative results. **Therefore, the sum of the numbers in each column will be larger than the total number of people tested.**

Reporting lab	Inconclusive	Negative	Positive	Percent positive	Total
Avon Health Center		1			1
URGENT CARE NORTHWEST		1			1
BRADENTON CONVENTION CENTER□			1	100%	1
MOUNT SINAI HOSPITAL OF QUEENS			1	100%	1
ERIE COUNTY EMERGENCY SERVICES DIV OF		1			1
Community Compassion Center of Batesville			1	100%	1
Falmouth By The Sea			1	100%	1
MEDEXPRESS URGENT CARE-MEADVILLE			1	100%	1
PATIENT FIRST - FAIRFAX			1	100%	1
The Pines at Poughkeepsie Center for Nursing and Rehabilitation		1			1
SHARP GROSSMONT HOSPITAL LABORATORY			1	100%	1
GULF COUNTY HEALTH DEPARTMENT			1	100%	1
Washington County Nursing H0me			1	100%	1
TANNER MEDICAL CENTER VILLA RICA		1			1
BLAKE AT PENSACOLA OPERATION CO, LLC, THE			1	100%	1
Fairhope		1			1
EXCEL URGENT CARE OF NJ			1	100%	1
Acts Manor House		1			1
GWINNETT MEDICAL CENTER			1	100%	1
SANFORD LABORATORIES WATERTOWN			1	100%	1
Heartland of Perrysburg		1			1
UABC			1	100%	1
BOULDER COMMUNITY HOSPITAL			1	100%	1
MDS PHARMA SERVICES		1			1
RAYMOND F CARON MD			1	100%	1
HEARTLAND OF ZEPHYRHILLS FL, LLC□			1	100%	1
CEPERO PEDIATRICS PA			1	100%	1
Oceanside Health & Rehabilitation Center		1			1
COASTAL PEDIATRICS LLC			1	100%	1
INNOVATIVE CARE PARTNERS PLLC			1	100%	1
JOHN MANCHIN SR HEALTH CARE CENTER		1			1
EMERY MEDICAL CENTER			1	100%	1
SANTA CLARA VALLEY MEDICAL CENTER			1	100%	1
NORTH PALM CHIDRENS PHYSICIANS			1	100%	1
WINCHESTER URGENT CARE, PC		1			1
NEMOURS CHILDREN'S PRIMARY CARE			1	100%	1
ENT AND ALLERGY ASSOCIATES, LLP		1			1
MEDEXPRESS URGENT CARE - PINE BLUFF S		1			1
HEALTH CARPENTER PLLC		1			1
PHI LIFE SCIENCES			1	100%	1
ADVANCED MEDICAL LABORATORIES (AML)			1	100%	1
EAST LANSING OPCO		1			1
NORTH SHORE HEMATOLOGY-ONCOLOGY ASSOCIATES PC		1			1
CVS AZ9273POCT TUCSON			1	100%	1
FLORIDA SOUTHERN COLLEGE			1	100%	1
KODIAK AREA NATIVE ASSOCIATION-KANA			1	100%	1
LEESBURG DIALYSIS CENTER		1			1

COVID-19: testing by laboratory

Data through Apr 25, 2021 verified as of Apr 26, 2021 at 09:25 AM

Data in this report are provisional and subject to change.

The numbers in the table below represent the number of Florida and non-Florida residents for whom test results were received by the Department of Health. A person can be tested by more than one laboratory and can have both positive and negative results. **Therefore, the sum of the numbers in each column will be larger than the total number of people tested.**

Reporting lab	Inconclusive	Negative	Positive	Percent positive	Total
Baypoint Healthcare Center			1	100%	1
UNIVERISTY HOSPITAL			1	100%	1
QUALITY LAB			1	100%	1
BMRHC HARRISON		1			1
CAREFIRST URGENT CARE - BEECHMONT			1	100%	1
Kroger 359 - The Little Clinic Bellevue		1			1
EMPATH HOME HEALTH LLC			1	100%	1
USF PHYSICIANS GROUP			1	100%	1
ADVENTHEALTH MEDICAL GROUP SENIOR HEALTH AT			1	100%	1
WMG URGENT CARE WOODSTOCK			1	100%	1
ALLEGHENY COUNTY HEALTH DEPARTMENT - PUBLIC HEALTH LABORATORY			1	100%	1
UF HEALTH EMERGENCY CENTER LABORATORY		1			1
HATLEY HEALTH CARE, INC		1			1
Walgreens #11724		1			1
ST JOHN HOSPITAL & MEDICAL CENTER MICRO			1	100%	1
DOCTORS HOSPITAL OF LAREDO			1	100%	1
SOUTH TEXAS HEALTH SYSTEM ER - WARE ROAD			1	100%	1
CLINICAL CARE, INC			1	100%	1
MCR HEALTH MEDICAL EXPRESS			1	100%	1
REGIONAL MEDICAL LABORATORY			1	100%	1
WALGREEN#12147		1			1
CHAMBREL AT PINECASTLE			1	100%	1
Whispering Pines Nursing & Rehabilitation Center		1			1
INFANTS & CHILDREN PA			1	100%	1
DIAGNOSTIC GROUP INTEGRATED HEALTHCARE			1	100%	1
WESLEY MEDICAL CENTER			1	100%	1
THE HOSPITALS OF PROVIDENCE EMERGENCY ROOM			1	100%	1
MEDEXPRESS-DOVER		1			1
EASTGENE LABORATORIES		1			1
HILLSBORO MEDICAL CENTER MAIN LABORATO		1			1
HUGH CHATHAM FAMILY MEDICINE INDEPENDENCE		1			1
MT VIEW			1	100%	1
CAROLINAS PHYSICIAN NETWORK			1	100%	1
MINUTE CLINIC DIAGNOSTIC MED GRP OF CA		1			1
White Oak Manor - Rock Hill		1			1
SMA BEHAVIORAL HEALTH SERVICES INC		1			1
GENEVA FAMILY HEALTH			1	100%	1
PEDIATRIC ASSOC OF JACKSONVILLE PA			1	100%	1
BOCA RATON REGIONAL HOSPITAL		1			1
BANNER UNIVERSITY MEDICAL CENTER			1	100%	1
SCHUYLER HOSPITAL		1			1
ELKTON TRANSITIONAL CARE CENTER		1			1
BROWARD MEDICAL LAB			1	100%	1
ENCOMPASS HEALTH REHABILITATION HOSPITAL OF UTAH		1			1
USC VERDUGO HILLS HOSPITAL			1	100%	1
ORMOND MEDICAL ARTS FAMILY PRACTICE PL			1	100%	1
WESTON COUNTY HEALTH SERVICES			1	100%	1

COVID-19: testing by laboratory

Data through Apr 25, 2021 verified as of Apr 26, 2021 at 09:25 AM

Data in this report are provisional and subject to change.

The numbers in the table below represent the number of Florida and non-Florida residents for whom test results were received by the Department of Health. A person can be tested by more than one laboratory and can have both positive and negative results. **Therefore, the sum of the numbers in each column will be larger than the total number of people tested.**

Reporting lab	Inconclusive	Negative	Positive	Percent positive	Total
PENSACOLA PATHOLOGY		1			1
CHILDRENS SPECIALIST PEDIATRIC PULMMOLOGY &			1	100%	1
PATIENT FIRST - GARRISONVILLE			1	100%	1
SOUTHWESTERN VERMONT MEDICAL CENTER			1	100%	1
CRESTVIEW MED CLIN LAB			1	100%	1
HIBISCUS COURT			1	100%	1
HALE KUPUNA HERITAGE HOME		1			1
SACRED HEART MEDICAL CENTER			1	100%	1
ALLIED PHYSICIANS GROUP		1			1
Allen Health and Rehabilitation		1			1
Kroger 368 - The Little Clinic Frankfort West		1			1
Victory Health and Rehabilitation			1	100%	1
Southwest Louisiana Veterans Home			1	100%	1
DORAL KIDNEY CENTER			1	100%	1
CONSOLIDATED			1	100%	1
STUDENT HEALTH CENTER			1	100%	1
IRA FIALKO DO			1	100%	1
BRIDGEWAY CENTER INC			1	100%	1
Brio of Johnston		1			1
ST LUKES SURGICAL AT THE VILLAGES INC			1	100%	1
GATEWAY LABORATORIES		1			1
HAWKEYE CARE CENTER DUBUQUE		1			1
WAYNE COUNTY PUBLIC HEALTH		1			1
BELMONT VILLAGE AT JOHNS CREEK		1			1
MEDICAL CITY DENTON			1	100%	1
URGENT 202 COX CREEK PKWY		1			1
GATEWAY FAMILY HEALTH CLINIC			1	100%	1
Troy Center for Rehabilitation & Nursing		1			1
LACKAWANNA HEALTH AND REHAB CENTER		1			1
MYCLINIC, INC			1	100%	1
2504-HOMEWOOD		1			1
Salem Hills Rehabilitation and Nursing Center		1			1
WESTCOAST FAMILY PRACTICE		1			1
FLORIDA CLINICAL LABORATORY INC DBA			1	100%	1
NAVICENT HEALTH OCONEE, LLC		1			1
EXPRESS CARE OF OCALA			1	100%	1
CENTRAL CAROLINA HOSPITAL			1	100%	1
CVS TX3702POCT KATY		1			1
MINUTE CLINIC DIAGNOSTIC PA			1	100%	1
CARENOW MIDTOWN			1	100%	1
HALIFAX HEALTH PRIMARY CARE			1	100%	1
NULEASE MEDICAL SOLUTIONS			1	100%	1
SUNRISE/QUAY COUNTY HEALTH CLINIC		1			1
MEA PRIMARY CARE PLUS BYRAM			1	100%	1
SEGAL INSTITUTE FOR CLINICAL RESEARCH INC			1	100%	1
Pinnacle Health and Rehab at South Portland		1			1
Walgreens #10988		1			1

COVID-19: testing by laboratory

Data through Apr 25, 2021 verified as of Apr 26, 2021 at 09:25 AM

Data in this report are provisional and subject to change.

The numbers in the table below represent the number of Florida and non-Florida residents for whom test results were received by the Department of Health. A person can be tested by more than one laboratory and can have both positive and negative results. **Therefore, the sum of the numbers in each column will be larger than the total number of people tested.**

Reporting lab	Inconclusive	Negative	Positive	Percent positive	Total
SANTA MONICA CA-UCLA MC			1	100%	1
Accordius Health at Harrisonburg		1			1
WASHINGTON SOLDIERS HOME AND COLONY		1			1
FLAGLER MEDICAL ASSOCIATES PA			1	100%	1
NEMOURS CHILDREN'S PRIMARY CARE			1	100%	1
PATIENT FIRST - SICKLERVILLE		1			1
PEDIATRIC ASSOCIATES OF JULINGTON CREEK			1	100%	1
NEW HORIZON PRIMARY CARE LLC			1	100%	1
EXPRESS LAB LIVINGSTON			1	100%	1
GENESIS HOME HEALTH CARE SERVICES OF			1	100%	1
CONVENIENT MD			1	100%	1
PAMC MICRO LAB			1	100%	1
ELATION HEALTH		1			1
WARREN GENERAL HOSPITAL			1	100%	1
EAGLE COUNTY HEALTH AND HUMAN SERVICES			1	100%	1
CHATEAU MADELEINE - SENIOR LIVING & MEMORY CARE			1	100%	1
PINELLAS POINT NURSING AND REHAB CENTER			1	100%	1
TMH PHYSICIAN PARTNERS			1	100%	1
GARNET HEALTH URGENT CARE		1			1
AHC Dyersburg		1			1
Davie Nursing & Rehabilitation Center		1			1
HIGHLANDS CLINICAL LABORATORY			1	100%	1
TITUSVILLE CENTER FOR SURGICAL EXCELLENCE LLC		1			1
PINEBROOK CARE AND REHABILITATION CENTER			1	100%	1
NORTHEAST TEXAS DIALYSIS		1			1
DECATUR MORGAN HOSPITAL - DECATUR GENE		1			1
ADVANTA LABS, LLC		1			1
CTMD MEDICAL CENTER, PA			1	100%	1
VA OPTOMETRY CLINIC			1	100%	1
PowerBack Piscataway Center		1			1
SOUTHWESTERN STATE HOSPITAL LABORATORY			1	100%	1
THE HEART HOSPITAL BAYLOR PLANO			1	100%	1
Kroger 923 - The Little Clinic Centerville		1			1
LANTANA HC LAB			1	100%	1
MEDEXPRESS URGENT CARE - CABOT			1	100%	1
COLER REHABILITATION AND NURSING CARE		1			1
CARE CENTER OF LAKE PLACID			1	100%	1
CROWNPOINT HEALTHCARE FACILITY		1			1
AURORA MEDICAL CENTER-KENOSHA			1	100%	1
Piqua Manor		1			1
BIOMERIEUX			1	100%	1
HEBER VALLEY HOSPITAL			1	100%	1
JMJ FAMILY PRACTICE			1	100%	1
CLINICAL RESEARCH OF WEST FLORIDA		1			1
WASHINGTONVILLE PHARMACY INC		1			1
BRIGHT HEALTH CLINIC CORP			1	100%	1
BRADEN CLINIC		1			1

COVID-19: testing by laboratory

Data through Apr 25, 2021 verified as of Apr 26, 2021 at 09:25 AM

Data in this report are provisional and subject to change.

The numbers in the table below represent the number of Florida and non-Florida residents for whom test results were received by the Department of Health. A person can be tested by more than one laboratory and can have both positive and negative results. **Therefore, the sum of the numbers in each column will be larger than the total number of people tested.**

Reporting lab	Inconclusive	Negative	Positive	Percent positive	Total
Kroger 63 - The Little Clinic Glassford Hill Rd		1			1
Florence Nursing and Rehabilitation Center		1			1
Hempfield Manor		1			1
MED BAR LLC		1			1
SWIFTCARE URGENT CARE, PLLC			1	100%	1
ASHLEY PEDICATRICS DAY AND NIGHT CLINIC			1	100%	1
AVERA ST. MARY'S HOSPITAL			1	100%	1
WILLOW DALE WELLNESS VILLAGE APARTMENT		1			1
Monument Health Custer Care Center		1			1
ANMED HEALTH MEDICAL CENTER			1	100%	1
COLLINS NURSING HOME		1			1
Vista Park			1	100%	1
HAMILTON CI MAIN UNIT ANNEX/ WORK CAMP			1	100%	1
BETHESDA ON TURKEY CREEK			1	100%	1
DIXIE REGIONAL MEDICAL CENTER			1	100%	1
North Ottawa Care Center at Heartwood Lodge		1			1
FIRSTCARE MEDICAL CENTER			1	100%	1
PRIORITY CARE LLC			1	100%	1
TRUCARE LIVING CENTERS - SELMA			1	100%	1
MONONGAHELA VALLEY HOSPITAL			1	100%	1
WILLOWBROOKE COURT AT MATTHEWS GLEN		1			1
Ramsey Village		1			1
ST JOHN'S MEDICAL CENTER, TETON VILLAGE			1	100%	1
Kroger 894 - The Little Clinic NEC		1			1
RELIANCE HOME HEALTH CARE INC		1			1
CARENOW LAKE WORTH			1	100%	1
PHYSICIANS URGENT CARE			1	100%	1
DIXIE COUNTY JAIL			1	100%	1
NOORANI MEDICAL CENTER LLC			1	100%	1
SOUTHERN HILLS MEDICAL CENTER			1	100%	1
FLORIDA KEYS PED AND ADOLES CTR			1	100%	1
WOODSTOCK HEALTH DEPARTMENT			1	100%	1
AMERICAN DRUG TESTING LAB LLC			1	100%	1
Brakeley Park Center		1			1
LSU MEDICAL CENTER			1	100%	1
UUHC - REDSTONE HEALTH CENTER LABORATORY			1	100%	1
STATE OF CALIFORNIA DOH SERVICES			1	100%	1
RIO GRANDE REGIONAL HOSPITAL FAMILY PRACTICE CLINC			1	100%	1
PRIME CARE FAMILY MEDICINE			1	100%	1
BMC MAYPORT			1	100%	1
HONEY BROOK MED INVESTORS LTD/DBA		1			1
BRONSON METHODIST HOSPITAL			1	100%	1
PHYSICIAN ASSOCIATES, LLC			1	100%	1
BRIGHAM YOUNG UNIV STUDENT HEALTH CTR			1	100%	1
SKYRIDGE CLINICAL ASSOCIATES		1			1
Kroger 356 - The Little Clinic Middletown		1			1
DILELLA			1	100%	1

COVID-19: testing by laboratory

Data through Apr 25, 2021 verified as of Apr 26, 2021 at 09:25 AM

Data in this report are provisional and subject to change.

The numbers in the table below represent the number of Florida and non-Florida residents for whom test results were received by the Department of Health. A person can be tested by more than one laboratory and can have both positive and negative results. **Therefore, the sum of the numbers in each column will be larger than the total number of people tested.**

Reporting lab	Inconclusive	Negative	Positive	Percent positive	Total
SOUTH FLORIDA URGENT CARE CENTERS, LLC			1	100%	1
MAGGY PHARMACY INC		1			1
PATIENT FIRST - NEWTOWN ROAD			1	100%	1
NEMOUR'S CHILDREN'S CLINIC			1	100%	1
CENTRAL FLORIDA MEDICAL CARE			1	100%	1
PARK AVENUE MEDICAL PROFESSIONALS		1			1
Crisp Regional Nursing and Rehab Center		1			1
SPACE COAST COMMUNITY PHARMACY			1	100%	1
VA ST LOUIS HEALTH CARE SYSTEM			1	100%	1
FAMILY PRACTICE OF CENTRAL FLORIDA PA			1	100%	1
PALOMAR MEDICAL CENTER			1	100%	1
WALMART PHARMACY 10-4554		1			1
MBMG OF WINTER HAVEN			1	100%	1
URGENT DOC -NACOGODOCHES CLINIC			1	100%	1
Terrace Glen Village		1			1
CAREHERE HUDSON BAY			1	100%	1
PATIENT FIRST - CHERRY HILL		1			1
CAROMONT HEALTH			1	100%	1
Sunnybrook Rehabilitation Center			1	100%	1
CARE ADVANTAGE			1	100%	1
GENESIS MEDICAL CENTER OF CORAL SPRINGS INC			1	100%	1
MEDICAL UNIVERSITY OF SOUTH CAROLINA			1	100%	1
APPLECARE URGENT CARE			1	100%	1
HABANA HEALTH CARE CENTER			1	100%	1
CHRISTIANA HOSPITAL		1			1
ARIZA WELLNESS CARE LLC			1	100%	1
CHATEAU TERREBONNE HEALTH CARE		1			1
WHEATON FRANCISCAN LABORATORY			1	100%	1
MEMORIAL HOSPITAL LOS BANOS			1	100%	1
Elderwood at Williamsville		1			1
FLORIDA MEDICAL CLINIC PA GI			1	100%	1
SEATTLE-KING COUNTY			1	100%	1
CHC			1	100%	1
HAWAII DEPARTMENT OF HEALTH LAB			1	100%	1
SUMMIT COUNTY PUBLIC HEALTH DEPARTMENT			1	100%	1
SEABROOK EMS			1	100%	1
REDMOND REGIONAL MEDICAL CENTER			1	100%	1
Pontotoc Health and Rehab		1			1
SUPERKIDS PEDIATRICS			1	100%	1
CVS LA1116POCT BATON ROUGE		1			1
OKLAHOMA BLOOD INSTITUTE			1	100%	1
WVU MEDICINE AT SUNCREST TOWNE CENTRE			1	100%	1
Lemont Nursing and Rehab Center			1	100%	1
ROSE HAVEN NURSING CENTER		1			1
Livingston County Center for Nursing and Rehabilitation		1			1
Erwin Health Care Center		1			1
BEACH CARE PLLC			1	100%	1

COVID-19: testing by laboratory

Data through Apr 25, 2021 verified as of Apr 26, 2021 at 09:25 AM

Data in this report are provisional and subject to change.

The numbers in the table below represent the number of Florida and non-Florida residents for whom test results were received by the Department of Health. A person can be tested by more than one laboratory and can have both positive and negative results. **Therefore, the sum of the numbers in each column will be larger than the total number of people tested.**

Reporting lab	Inconclusive	Negative	Positive	Percent positive	Total
DOYLESTOWN HOSPITAL			1	100%	1
LAMARQUE DIALYSIS			1	100%	1
BRIAN C GRINER MD LLC			1	100%	1
CONNECTICUT CVS PHARMACY, LLC		1			1
Kroger 682 - The Little Clinic Combs and Gantzel		1			1
ST CATHERINE HOSPITAL LABORATORY			1	100%	1
THE NEW JEWISH HOME		1			1
HARDVARD VANGUARD MEDICAL ASSOCIATES - NEEDHAM			1	100%	1
Bay View Nursing and Rehabilitation Center			1	100%	1
LIFE CARE CENTER OF HILTON HEAD		1			1
EVANS FAMILY CARE PA			1	100%	1
SIPERSTEIN DERMATOLOGY LLC			1	100%	1
Lenbrook		1			1
SUNCOAST RESEARCH GROUP LLC			1	100%	1
KIDS HEALTH ALLIANCE PA			1	100%	1
THE INTERNAL MEDICAL GROUP		1			1
ECHCS - Jewell Clinic		1			1
Cornerstone at the Ranch		1			1
MIAMI-DADE COUNTY HEALTH DEPT.		1			1
REEVES COUNTY HOSPITAL DISTRICT			1	100%	1
CVS IN6536POCT KOKOMO		1			1
DIRECT PRIMARY CARE OF BURLESON			1	100%	1
SUMMERFORD NURSING HOME, INC.		1			1
FREDERICK AVENUE GROUP HOME		1			1
San Antonio Residence and Rehabilitation Center		1			1
FAU MEMORY & WELLNESS CENTER			1	100%	1
ARLINGTON ADULT RESIDENTIAL FACILITY, INC			1	100%	1
WALGREENS # 11165		1			1
MEMORIAL HERMANN SOUTHWEST HOSPITAL			1	100%	1
FORT MYERS DIALYSIS		1			1
PROGRESSIVE MEDICAL LAB LLC			1	100%	1
APPLECARE URGENT CARE KINGSLAND			1	100%	1
ROSE MEDICAL CENTER LAB			1	100%	1
COMMUNITY MEDICAL CENTER-ORANGE CITY		1			1
HALEYVILLE HEALTH CARE CENTER		1			1
INFINITY HOME CARE OF PORT CHARLOTTE, LLC			1	100%	1
ADVENTHEALTH MEDICAL GROUP UROLOGY AT EAST ORLANDO		1			1
ARCADIA DIALYSIS CENTER			1	100%	1
SAINT JOSEPHS HOSPITAL OF ATLANTA			1	100%	1
FLORIDA FAMILY LABORATORY		1			1
STAT EMERGENCY CENTER			1	100%	1
OUCH URGENT CARE			1	100%	1
CAREMOUNT MEDICAL PC-CARMEL		1			1
OXLEY PARK HEALTH & REHAB		1			1
Walgreens #3049		1			1
SALUDA NURSING CENTER		1			1
BAYLOR SCOTT & WHITE ALL SAINTS MEDICAL CENTER FT			1	100%	1

COVID-19: testing by laboratory

Data through Apr 25, 2021 verified as of Apr 26, 2021 at 09:25 AM

Data in this report are provisional and subject to change.

The numbers in the table below represent the number of Florida and non-Florida residents for whom test results were received by the Department of Health. A person can be tested by more than one laboratory and can have both positive and negative results. **Therefore, the sum of the numbers in each column will be larger than the total number of people tested.**

Reporting lab	Inconclusive	Negative	Positive	Percent positive	Total
Crowne Health Care of Eufaula		1			1
BIODORON LABORATORIES			1	100%	1
CVS AZ9374POCT TUCSON		1			1
SARHA DOCTORS CENTER			1	100%	1
MISSION REGIONAL MEDICAL CENTER			1	100%	1
Chesapeake Shores - Signature HealthCare LLC		1			1
TITUSVILLE REHABILITATION AND NURSING CENTER		1			1
FOCUSED CARE AT ALLENBROOK		1			1
CVS KS8601POCT OVERLAND PARK			1	100%	1
STORMONT VAIL HOSPITAL			1	100%	1
Kroger 767 - The Little Clinic Beaumont		1			1
NORTH BREVARD CHILDRENS MEDICAL CENTER			1	100%	1
ATLANTIS VISION CENTER			1	100%	1
PULSE MEDICAL DOCTOTS LLC			1	100%	1
Kroger 683 - The Little Clinic Foothills Plaza		1			1
VIRTUA HEALTH AND REHABILITATION		1			1
KENT		1			1
AVERA HEART HOSPITAL OF SD			1	100%	1
Bayou Vista Community Care Center			1	100%	1
JPS HEALTH CENTER AT TRUE WORTH PLACE			1	100%	1
Birmingham Nursing and Rehabilitation East LLC		1			1
Medilodge of Kalamazoo		1			1
CVS IL2297651CV JOLIET		1			1
CVS NY2297002CV NEW YORK			1	100%	1
ATLANTA PLUS URGENT CARE, LLC			1	100%	1
Sherwood Oaks Health Center			1	100%	1
HENRICO DOCTOR'S LABORATORY			1	100%	1
MERRILL GARDENS AT CHAMPIONSGATE			1	100%	1
HEALTHCARE AND REHAB OF SANFORD			1	100%	1
Manor Care of Dallastown d/b/a ManorCare Health Services - Dallastown		1			1
TITUS REGIONAL MEDICAL CENTER			1	100%	1
BRIDGEWATER AT WATERMAN VILLAGE			1	100%	1
VELOCITY URGENT CARE - LITTLE CREEK			1	100%	1
ALLIED PEDIATRICS & FAMILY MEDICINE			1	100%	1
GENESIS MICROBIOLOGY LAB		1			1
HEALTH & WELLNESS PROFESSIONALS INC			1	100%	1
ATHENS LIMESTONE HOSPITAL		1			1
KANA MEDICAL			1	100%	1
TEVAPHARM			1	100%	1
STEPHEN G NELSON MD PA			1	100%	1
Jenkins Living Center		1			1
JUP Serology SubSection			1	100%	1
CARROLL UNIVERSITY STUDENT HEALTH CENTER		1			1
1ST MED DOTHAN			1	100%	1
DOCTORS MEMORIAL HOSP HOME HEALTH CARE		1			1
HOSPITAL METROPOLITANO SAN GERMAN			1	100%	1
VELOCITY URGENT CARE - CHIMNEY HILL			1	100%	1

COVID-19: testing by laboratory

Data through Apr 25, 2021 verified as of Apr 26, 2021 at 09:25 AM

Data in this report are provisional and subject to change.

The numbers in the table below represent the number of Florida and non-Florida residents for whom test results were received by the Department of Health. A person can be tested by more than one laboratory and can have both positive and negative results. **Therefore, the sum of the numbers in each column will be larger than the total number of people tested.**

Reporting lab	Inconclusive	Negative	Positive	Percent positive	Total
RENOWN REGIONAL MEDICAL CENTER			1	100%	1
SUNCOAST PRIMARY CARE LLC			1	100%	1
PROGRESSIVE MEDICAL RESEARCH			1	100%	1
LABTECH DIAGNOSTICS			1	100%	1
DAYTONA BEACH OPC		1			1
VIVIAN SIMMONS FAMILY PRACTICE			1	100%	1
CROZER-CHESTER MEDICAL CENTER			1	100%	1
MOUNT ST MARYS HOSPITAL OF NIAGARA FALLS			1	100%	1
DOCTORS AFTER HOURS URGENT CARE CENTER			1	100%	1
AVANTARA REDFIELD		1			1
RADIANCE HEALTH RX		1			1
BAPTIST HOSPITAL FAMILY MEDICINE TIGER POINT			1	100%	1
MEDEXPRESS URGENT CARE - JACKSON		1			1
FRESENIUS SOUTH FORT MYERS		1			1
BIOMAT ORLANDO		1			1
HOLMES FAMILY PRACTICE PA			1	100%	1
HEALTH PARTNERS LLC		1			1
CHI ST VINCENT LITTLE ROCK DIAGNOSTIC CLINIC			1	100%	1
WESTMORELAND REGIONAL HOSPITAL			1	100%	1
MED CHOICE CENTER OF NORTH MIAMI			1	100%	1
CAPSTONE REHABILITATION AND HEALTHCARE		1			1
AUTUMN HOUSE			1	100%	1
SPECTRUM LUDINGTON			1	100%	1
WILSON FAMILY MEDICINE LLC		1			1
INTERIM HEALTHCARE OF PALM COAST			1	100%	1
SHARP CHULA VISTA MEDICAL CENTER			1	100%	1
STEPHENS COUNTY HOSPITAL			1	100%	1
COVENANT HEALTH		1			1
NAVARRO MEDICAL CENTERS LLC			1	100%	1
Gulf Coast health and Rehabilitation, LLC		1			1
Fulton County Medical Center Long Term Care			1	100%	1
MINUTECLINIC DIAGNOSTIC OF VIRGINIA, LLC #10088		1			1
HEALTHALLIANCE HOSPITAL LABORATORY		1			1
NONA MEDICAL ARTS		1			1
SPRINGFIELD HOSPITAL			1	100%	1
Hinesville VA Clinic		1			1
BAPTIST HOSPITAL FAMILY MEDICINE &			1	100%	1
ACCESS MEDICAL GROUP OF TAMPA INC			1	100%	1
UNC HOSPITALS			1	100%	1
ST. LUKES HOSPITAL			1	100%	1
DR JAMES D FORBES FAMILY CARE CENTER			1	100%	1
MEDICAL CLINIC OF HOUSTON			1	100%	1
NORTH WEST FLORIDA DIAGNOSTIC ENOCRINOLOGY CLINIC			1	100%	1
PIEDMONT QUICKCARE		1			1
CONCENTRA - TAMPA EAST		1			1
BLOOD SYSTEMS LABORATORIES			1	100%	1
INTERNAL MEDICINE ASSOCIATES		1			1

COVID-19: testing by laboratory

Data through Apr 25, 2021 verified as of Apr 26, 2021 at 09:25 AM

Data in this report are provisional and subject to change.

The numbers in the table below represent the number of Florida and non-Florida residents for whom test results were received by the Department of Health. A person can be tested by more than one laboratory and can have both positive and negative results. **Therefore, the sum of the numbers in each column will be larger than the total number of people tested.**

Reporting lab	Inconclusive	Negative	Positive	Percent positive	Total
THE CHRIST HOSPITAL			1	100%	1
Maple Lane Nursing Home		1			1
RIVERTON CBOC			1	100%	1
PSL JAX BEACH OPERATIONS LLC			1	100%	1
CVS IL2297652CV CHICAGO		1			1
SACRED HEART HOSPITAL			1	100%	1
Oakview Manor Health and Rehab		1			1
IDAHO HEALTH DEPARTMENT			1	100%	1
HANCOCK REGIONAL HOSPITAL		1			1
GOOD SAMARITAN SOCIETY-FOREST CITY		1			1
ODYSSEY HEALTH CARE OF MARION COUNTY LLC		1			1
WALGREENS #05432		1			1
APPLECARE URGENT CARE JESUP			1	100%	1
OAKWOOD HOSPITAL - DEARBORN LAB			1	100%	1
FREEPORT ER DOX URGENT CARE		1			1
NEXTCARE NIFONG			1	100%	1
LEELANAU OPCO, LLC		1			1
REGIONAL MEDICAL CENTER			1	100%	1
D'YOUVILLE SCHOOL OF PHARMACY		1			1
MYLAN-SOUTH POINT PA		1			1
CENTRAL FLORIDA HEALTH CARE, INC			1	100%	1
CELEBRATION FAMILY PHYSICIANS LLC			1	100%	1
AFFILIATED LABORATORIES INC			1	100%	1
UNLIMITED MEDICAL SERVICES OF FL PL DBA		1			1
ST VINCENTS OUTPATIENT IMAGING		1			1
KIDS CARE PEDIATRICS			1	100%	1
Isle Health and Rehabilitation Center			1	100%	1
Eagle Point Health Care Center		1			1
ORDRS, INC.			1	100%	1
CLINIC OF PLANT CITY, THE		1			1
INNOVATIVE HEALTH DIAGNOSTIC OF CALIFORNIA			1	100%	1
INTERIM HEALTHCARE			1	100%	1
RIVERSIDE PEDIATRIC GROUP, INC		1			1
SINAI URGENT CARE FORT WORTH, LLC			1	100%	1
CASA DE ORO CARE AND REHABILITATION CE		1			1
Kroger - KRO01100688			1	100%	1
JOHN HOPKINS WELLNESS CENTER PEPSICO			1	100%	1
Altenheim Senior Living		1			1
FIT4LIFE MEDICAL CENTER			1	100%	1
Parkwood Healthcare Facility		1			1
AMBULATORY CARE CLINIC, LLC			1	100%	1
DAYTONA BEACH CENTRA CARE			1	100%	1
GREATER TAMPA AT HOME			1	100%	1
CALIFORNIA PUBLIC HEALTH LABORATORY			1	100%	1
SILVER SPRINGS SHORES DIALYSIS			1	100%	1
AUGUSTA HEALTH CLINICAL LABORATORY			1	100%	1
Raleigh Center (WV)			1	100%	1

COVID-19: testing by laboratory

Data through Apr 25, 2021 verified as of Apr 26, 2021 at 09:25 AM

Data in this report are provisional and subject to change.

The numbers in the table below represent the number of Florida and non-Florida residents for whom test results were received by the Department of Health. A person can be tested by more than one laboratory and can have both positive and negative results. **Therefore, the sum of the numbers in each column will be larger than the total number of people tested.**

Reporting lab	Inconclusive	Negative	Positive	Percent positive	Total
LAKE VIEW COURT		1			1
WEST COAST CLINICAL LABS INC			1	100%	1
Medilodge of Midland		1			1
SOUTHWEST FLORIDA DIVISION LAB			1	100%	1
GSM OCED Subsection			1	100%	1
Wildwood Healthcare		1			1
Kroger 569 - The Little Clinic Gallatin		1			1
LAKEWOOD RANCH URGENT CARE PA			1	100%	1
OMNICARE PHARMACY OF TEXAS 1, LP		1			1
Avera Sr. James Care Center		1			1
ROCKLEDGE HEALTH & REHABILITATION CENTER			1	100%	1
Shoreline Care Center			1	100%	1
CARENOW URGENT CARE-HENDERSONVILLE		1			1
WALGREENS #01456		1			1
JOHNSON & JOHNSON VISION CARE-VISTAKON			1	100%	1
HOUSTON DEPARTMENT OF HEALTH AND HUMAN SERVICES			1	100%	1
MID-SOUTH URGENT CARE, PLLC			1	100%	1
SOPHIA MEDICAL ASSOCIATES, PC			1	100%	1
WESTMINSTER COLLEGE		1			1
EMERALD HEALTH CARE		1			1
MEMORIAL URGENT CARE CENTER -			1	100%	1
SACRED HEART HEALTH SYSTEM- MIDWIFE PROGRAM			1	100%	1
SUMMIT HEALTHCARE REGIONAL MEDICAL		1			1
FLORIDA CLINICAL RESEARCH CENTER, LLC			1	100%	1
ORMOND PEDIATRICS PA			1	100%	1
MEDEXPRESS URGENT CARE - LEOMINSTER		1			1
MRMC LAB MICRO			1	100%	1
HUDSON REGIONAL HOSPITAL			1	100%	1
NORTHCREST PHYSICIAN SERVICES INC		1			1
SEVEN HILLS HEALTHCARE GROUP LLC DBA		1			1
Kroger 618 - The Little Clinic Trail Creek Village		1			1
SHERIDAN VAMC		1			1
CARENOW MURFREESBORO MEDICAL CENTER PK		1			1
LAKE LURE HEALTH CENTER			1	100%	1
SV MOBILE HEALTH			1	100%	1
Carrollton Manor Inc		1			1
CVS MA937POCT CARVER		1			1
PORTSMOUTH REG. HOSPITAL			1	100%	1
Cerenity Senior Care-White Bear Lake		1			1
EPIC CARE PHARMACY		1			1
ANDERSON NURSING CENTER			1	100%	1
Westminster Canterbury Richmond		1			1
Traymore Nursing Center		1			1
Illiana HCS -Danville VAMC		1			1
MEMORIAL SATILLA HEALTH			1	100%	1
HEALTH GUAGE			1	100%	1
PUBLIC HEALTH LABORATORIES			1	100%	1

COVID-19: testing by laboratory

Data through Apr 25, 2021 verified as of Apr 26, 2021 at 09:25 AM

Data in this report are provisional and subject to change.

The numbers in the table below represent the number of Florida and non-Florida residents for whom test results were received by the Department of Health. A person can be tested by more than one laboratory and can have both positive and negative results. **Therefore, the sum of the numbers in each column will be larger than the total number of people tested.**

Reporting lab	Inconclusive	Negative	Positive	Percent positive	Total
JOHN PETER SMITH HOSPITAL- OB TRIAGE			1	100%	1
Walgreens #3661		1			1
BRISTOL REGINAL MEDICAL CENTER			1	100%	1
US LABORATORIES			1	100%	1
Kroger 83 - The Little Clinic Rock Road		1			1
ALTAMONTE SPRINGS WALK IN MED CENTER			1	100%	1
KEY WEST BRANCH MEDICAL CLINIC			1	100%	1
BARTLE'S PHARMACY INC			1	100%	1
STERLING HOUSE OF PORT ORANGE		1			1
ASHLEY PEDIATRICS DAY & NIGHT CLINIC			1	100%	1
LABORATORY COPRORATION OF AMERICA			1	100%	1
BIOLOGICAL AND CHEMICAL EMERGENCIES LABORATORY			1	100%	1
SMYTH COUNTY COMMUNITY HOSPITAL LABORATORY			1	100%	1
HHCS PHARMACY INC			1	100%	1
AMBRY GENETICS CORP	1				1
PHOEBE HOME INC		1			1
PEDIATRICS AND FAMILY CARE, LLC			1	100%	1
CENTER AT WATERFRONT		1			1
HENRY FORD HOSPITAL			1	100%	1
FIRST CARE WALK IN CLINIC LLC			1	100%	1
CORVALLIS CLINIC PC LAB		1			1
YOUR KIDS URGENT CARE			1	100%	1
ST MICHAEL'S ELITE MEDICAL HOSPITAL			1	100%	1
HIDALGO FAMILY CLINIC			1	100%	1
WOOD COUNTY HEALTH DEPARTMENT			1	100%	1
ORLANDO DIALYSIS		1			1
WALGREENS #05150		1			1
MOUNT SINAI MEDICAL CENTER HIALEAH			1	100%	1
CVS TX7824POCT GARLAND		1			1
VA North May Outpatient Clinic		1			1
Kempsville Health and Rehab Center		1			1
FOUNDATION LABORATORY			1	100%	1
PALMS WEST SURGICENTER		1			1
KELLY			1	100%	1
NORTH CAROLINA STATE LABORATORY OF PUBLIC HEALTH, SPECTRUM LAB NETWORK			1	100%	1
NHC HEALTH CARE CENTER		1			1
PREVENTIVE CARDIOLOGY AND INTERNAL MEDICINE ASSOCI			1	100%	1
THYROID SPECIALTY LABORATORY			1	100%	1
HEALTH FIRST MEDICAL GROUP LLC			1	100%	1
METHODISM MIDLOTHIAN MEDICAL CENTER			1	100%	1
Ravenwood Speciality Care		1			1
SUPREME MEDICAL GROUP PLLC			1	100%	1
NEW ULM MEDICAL CENTER			1	100%	1
CAMAI COMMUNITY HEALTH CENTER, INC			1	100%	1
CLARKSVILLE MANOR INC		1			1
BAYMEADOWS PEDIATRIC CARE		1			1
SUMMERFIELD PAIN MANAGEMENT			1	100%	1

COVID-19: testing by laboratory

Data through Apr 25, 2021 verified as of Apr 26, 2021 at 09:25 AM

Data in this report are provisional and subject to change.

The numbers in the table below represent the number of Florida and non-Florida residents for whom test results were received by the Department of Health. A person can be tested by more than one laboratory and can have both positive and negative results. **Therefore, the sum of the numbers in each column will be larger than the total number of people tested.**

Reporting lab	Inconclusive	Negative	Positive	Percent positive	Total
Indianspring of Oakley		1			1
RENEGADEXBIO, PBC	1				1
PHYSICIANS ASSOCIATES PA			1	100%	1
BACON COUNTY HOSPITAL		1			1
PENNY PEDIATRICS		1			1
TRIPLE O RESEARCH INSTITUTE PA			1	100%	1
PROGENESIS INC			1	100%	1
ADAPTIVE BIOTECHNOLOGIES			1	100%	1
LIBERTY COMMONS NURSING AND REHABILITA		1			1
ANY LAB TEST NOW JACKSONVILLE		1			1
SMITH KLINE			1	100%	1
PRESTIGE ER			1	100%	1
NHSN_AIMS		1			1
HARMONY HEALTHCARE ORLANDO INC		1			1
Diversicare of Smyrna		1			1
MEDCOR, INC			1	100%	1
Kroger 500 - The Little Clinic Speedway		1			1
MOUNT SINAI CORAL GABLES			1	100%	1
BROOKDALE WEST PALM BEACH			1	100%	1
DR PHILLIPS CENTER FOR WELLNESS		1			1
CARESPOT - OVIEDO			1	100%	1
FLORIDA HOSPITAL TRANSPLANT CENTER		1			1
IC LABS			1	100%	1
Walgreens #9121		1			1
URGENT CARE CENTER OF PORT ORANGE LLC			1	100%	1
DAVITA DIALYSIS-NORTH			1	100%	1
SIERRA HEALTH CARE CENTER		1			1
BL DIAGNOSTICS LLC			1	100%	1
CVS PA2867POCT FOLSOM		1			1
PRIMARY CARE SERVICES AT WESTMINSTER V		1			1
VIP STARNETWORK		1			1
BRIDGES AT LIFE CARE CENTER OF OCALA, THE			1	100%	1
MIAMI CHILDRENS HOSPITAL MIDTOWN OUTPATIENT CENTER			1	100%	1
Good Samaritan Society-Atkinson		1			1
BETTER U BETTER LIFE WELLNESS LLC			1	100%	1
Signature Healthcare of Georgetown		1			1
URGENT CARE OF COASTAL GEORGIA			1	100%	1
Masonic Medical Research Institute			1	100%	1
CFHC - FROSTPROOF			1	100%	1
PATIENT FIRST			1	100%	1
PEDIATRIC PARTNERS			1	100%	1
SUNCOAST FAMILY MEDICAL ASSOCIATES			1	100%	1
PARK AVENUE PEDIATRICS PC		1			1
GIBSON AREA PRIMARY CARE			1	100%	1
CRESTVIEW CLINICAL LABORATORY			1	100%	1
INDIGO PALMS			1	100%	1
PALM SPRINGS GENERAL HOSPITAL			1	100%	1

COVID-19: testing by laboratory

Data through Apr 25, 2021 verified as of Apr 26, 2021 at 09:25 AM

Data in this report are provisional and subject to change.

The numbers in the table below represent the number of Florida and non-Florida residents for whom test results were received by the Department of Health. A person can be tested by more than one laboratory and can have both positive and negative results. **Therefore, the sum of the numbers in each column will be larger than the total number of people tested.**

Reporting lab	Inconclusive	Negative	Positive	Percent positive	Total
Kroger 527 - The Little Clinic Hwy 70 S.		1			1
HOLYOKE MEDICAL CENTER			1	100%	1
LIFE CARE CENTER OF GWINNETT		1			1
CURELOGICS WOUND CARE & HYPERBARIC CENTER		1			1
Diversicare of Eupora		1			1
OPTI MED PHARMACY		1			1
UCSD MICROBIOLOGY LABORATORY			1	100%	1
Accordius Health at Gastonia			1	100%	1
ASSOCIATES MD MEDICAL GROUP INC			1	100%	1
INTERNAL MEDICINE GROUP OF WINTER HAVEN PA		1			1
PREMISEHEALTH		1			1
JP MORGAN CHASE HEALTH SERVICES			1	100%	1
El Paso Health Care Center			1	100%	1
PUTNAM CO HOSPITAL-D/B/A ASBURY TOWERS		1			1
LAB. CORP. OF AMERICA			1	100%	1
MEDEXPRESS URGENT CARE -HOWELL US HWY		1			1
CARESPOT - WELLINGTON			1	100%	1
ANDREWS			1	100%	1
CLINTON DRUG STORE		1			1
POETS WALK SARASOTA			1	100%	1
MOUNT SINAI MEDICAL CENTER AVENTURA ER			1	100%	1
Central Alabama Veterans HCS - East Campus		1			1
CLINICAL LABORATORY DEPARTMENT			1	100%	1
JET MEDICAL CENTER			1	100%	1
CVS MO8595POCT RAYMORE		1			1
Kroger 539 - The Little Clinic Memorial Blvd.		1			1
Pathways Nursing and Rehabilitation Center		1			1
SANTA BARABARA ALF LLC (THE WINDSOR)			1	100%	1
SHANNON CLARK OD, PA			1	100%	1
CAN COMMUNITY HEALTH NORTH MIAMI, FL		1			1
Big River Nursing and Rehab		1			1
NORTHWEST TEXAS HEALTHCARE SYSTEM,INC			1	100%	1
Moab Regional Hospital			1	100%	1
Kroger 968 - The Little Clinic Colerain Township		1			1
BAPTIST MINOR MEDICAL CENTER			1	100%	1
MARYWOOD HEIGHTS		1			1
UNIVERSITY OF SOUTH FLORIDA			1	100%	1
TALLAHASSEE DIALYSIS		1			1
GULF BREEZE TREATMENT CENTER, LLC			1	100%	1
SOUTH COUNTY MEDICAL CENTER			1	100%	1
CLINICAL MICROBIOLOGY LAB FAIRVIEW UNIVERSITY HOSPITAL			1	100%	1
MED LAB SERVICES, LLC			1	100%	1
J F K PEDIATRICS			1	100%	1
DAVIS, CASEY		1			1
Oak Hill Health & Rehabilitation Center			1	100%	1
MT SINA1 HOSPICE			1	100%	1
BRETON REHABILITATION & LIVING CENTRE		1			1

COVID-19: testing by laboratory

Data through Apr 25, 2021 verified as of Apr 26, 2021 at 09:25 AM

Data in this report are provisional and subject to change.

The numbers in the table below represent the number of Florida and non-Florida residents for whom test results were received by the Department of Health. A person can be tested by more than one laboratory and can have both positive and negative results. **Therefore, the sum of the numbers in each column will be larger than the total number of people tested.**

Reporting lab	Inconclusive	Negative	Positive	Percent positive	Total
FAMILY MEDICAL CENTERS			1	100%	1
CORE OCCUPATIONAL MEDICINE			1	100%	1
Manassas Health & Rehab			1	100%	1
TMH PHYSICIAN PARTNERS WAKULLA			1	100%	1
Stonespring Transitional Care		1			1
BEAUMONT REFERENCE LABORATORY			1	100%	1
Chateau Girardeau			1	100%	1
PALM BEACH PEDIATRIC UROLOGY			1	100%	1
SWIFT CREEK HEALTH CENTER AT THE TEMPL		1			1
ADVANCE MD CARE			1	100%	1
PENROSE HOSPITAL			1	100%	1
SUNY AT STONY BROOK			1	100%	1
SOUTHEASTERN PATHOLOGY ASSOCIATES			1	100%	1
Bivins Pointe			1	100%	1
Urgent Care 24/7 Orlando LLC			1	100%	1
FLORIDA HOSPITAL LAB			1	100%	1
PARKWAY REGIONAL MEDICAL CENTER LAB			1	100%	1
NEMOURS CHILDRENS URGENT CARE			1	100%	1
Niles Nursing and Rehab. Center		1			1
Walgreens #19992		1			1
ADVANCE GASTROENTEROLOGY			1	100%	1
CHILDRENS HEALTHCARE CTE OF NORTHERN		1			1
Chestnut Ridge Nursing & Rehab		1			1
PREMIER HEALTH CARE INC			1	100%	1
Riverside Nursing & Rehabilitation Center		1			1
MCG HOSPITALS AND CLINICS			1	100%	1
PROVIDENCE HOSPITAL			1	100%	1
Kroger - KR003500568			1	100%	1
JEFFREY A HIRSCHFIELD, MD PA			1	100%	1
BATESVILLE - SHERWOOD URGENT CARE			1	100%	1
OPTIMAL MEDICINE INC		1			1
SC-GA2018 MCCORMICK REHAB & HEALTHCARE		1			1
Woodstock Nursing and Rehabilitation Center		1			1
SONORAN DESERT PATHOLOGY			1	100%	1
ABRAKIDABRA KIDS CLINIC			1	100%	1
Heartland of Pittsburgh PA, LLC		1			1
SPRINGBROOK HOSPITAL			1	100%	1
CVS OH3481POCT MARYSVILLE		1			1
ADVANCED CARDIOVASCULAR DIAGNOSTICS OF FL			1	100%	1
MEMORIAL HERMANN OCCUPATIONAL HEALTH			1	100%	1
NORWOOD HEALTH CENTER		1			1
UNIVERSITY OF MIAMI - LENNAR CENTER			1	100%	1
PASTEUR MEDICAL HIALEAH GARDEN LLC			1	100%	1
LONESTAR 24HRER MANAGEMENT LLC DBA LONESTAR 24HRER			1	100%	1
Franciscan Convalescent Hospital		1			1
EH FARGO HOSPITAL LABORATORY			1	100%	1
NF Escambia, LLC DBA Olive BranchHealth and Rehabilitaion Center			1	100%	1

COVID-19: testing by laboratory

Data through Apr 25, 2021 verified as of Apr 26, 2021 at 09:25 AM

Data in this report are provisional and subject to change.

The numbers in the table below represent the number of Florida and non-Florida residents for whom test results were received by the Department of Health. A person can be tested by more than one laboratory and can have both positive and negative results. **Therefore, the sum of the numbers in each column will be larger than the total number of people tested.**

Reporting lab	Inconclusive	Negative	Positive	Percent positive	Total
Courtenay Springs Village			1	100%	1
SAINT JOSEPH'S HOSPITAL AND MEDICAL CENTER		1			1
American Fork Care Center dba Heritage Care Center		1			1
NORTHSIDE PEDIATRICS & ADOLESCENT MEDI		1			1
UNIVERSITY OF FLORIDA			1	100%	1
ULTIMATE ANALYSIS LABORATORY			1	100%	1
WESTCHESTER MEDICAL CENTER ADVANCED		1			1
CLEVELAND CLINIC OUTPATIENT LABORATORY			1	100%	1
KIOSK MEDICINE KENTUCKY LLC		1			1
HERITAGE HEALTHCARE CENTER AT TALLAHASSEE			1	100%	1
Seal Rock Healthcare		1			1
BROOKSVILLE REGIONAL HOSPITAL			1	100%	1
ADVENTHEALTH HOME CARE WATERMAN			1	100%	1
Mountain City Care and Rehabilitation Center		1			1
CVS TN6394POCT BRENTWOOD		1			1
MEDEXPRESS URGENT CARE - MT EPHRAIM		1			1
ADVANCE CARDIOVASCULAR IMAGING, INC			1	100%	1
Parkside Manor		1			1
AML DIAGNOSTICS- ADV TESTING IN METABOLIC MEDICINE			1	100%	1
HUNTSVILLE HOSPITAL			1	100%	1
CORPORATION OF AMERICA		1			1
PREMIER MEDICAL CLINIC		1			1
HALIFAX FAMILY HEALTH CENTER			1	100%	1
AVON PARK CLUSTER		1			1
RUBY MEMORIAL HOSP. LAB			1	100%	1
NHC PLACE AT COOL SPRINGS		1			1
MEMORIAL HOSPITAL AT GULFPORT			1	100%	1
LOVELACE WOMEN'S HOSPITAL		1			1
LABORATORIO BUENA SALUD			1	100%	1
HEALTH CHOICES, PLLC		1			1
LAKE VISTA DIALYSIS			1	100%	1
FHPG INTERNAL MEDICINE OF BRANDON			1	100%	1
Kroger 779 - The Little Clinic Georgetown		1			1
BUFFALO VAMC			1	100%	1
ST LUKE LUTHERAN HOME		1			1
PROVIDENCE PORTLAND MEDICAL CENTER		1			1
SOUTH DADE NURSING & REHABILITATION CENTER□			1	100%	1
View Ridge Care Center		1			1
AMERICA'S ER SITE 002 LLC			1	100%	1
FAMILY MEDICAL CENTER OF HOLLYWOOD PA			1	100%	1
CONCIERGE INTERNAL MEDICINE ASSOCIATES			1	100%	1
MADISON AT OVIEDO			1	100%	1
YUMA REGIONAL MEDICAL CENTER			1	100%	1
LADY LAKE FAMILY MEDICINE			1	100%	1
SPARTA HEALTH & REHAB		1			1
Good Shepherd Fairview Home, Inc.		1			1
FORT LOUDOUN PRIMARY CARE		1			1

COVID-19: testing by laboratory

Data through Apr 25, 2021 verified as of Apr 26, 2021 at 09:25 AM

Data in this report are provisional and subject to change.

The numbers in the table below represent the number of Florida and non-Florida residents for whom test results were received by the Department of Health. A person can be tested by more than one laboratory and can have both positive and negative results. **Therefore, the sum of the numbers in each column will be larger than the total number of people tested.**

Reporting lab	Inconclusive	Negative	Positive	Percent positive	Total
VISTA DEL SOL MED ASSOC		1			1
RAMBAM URGENT CARE			1	100%	1
DESERT ROSE FL LLC		1			1
ROBERT TAYLOR COMMUNITY COMPLEX			1	100%	1
NHC HealthCare St. Charles		1			1
Consulate Health Care of Tallahassee			1	100%	1
WYTHE CNTY COMMUNITY HOSP LABORATORY			1	100%	1
CARDIAC AND VASCULAR CONSULTANTS MD PA		1			1
CVS MA634POCT KINGSTON			1	100%	1
ST JOHN'S HOME CARE			1	100%	1
Kroger - KR003400316			1	100%	1
Encompass Health Rehab Hosp Tinton Falls		1			1
CORDOVA FAMILY PRACTICE			1	100%	1
FASTMED - LAKEWAY			1	100%	1
ORMC-ARDEN/EOI			1	100%	1
Kroger 541 - The Little Clinic Long Hollow Pike		1			1
SUNSHINE URGENT CARE			1	100%	1
Kroger 629 - The Little Clinic Cartersville, GA Hwy 41		1			1
Brattleboro Crossings LLC dba Pine Heights at Brattleboro		1			1
ELLICOTT CENTER FOR REHABILITATION AND		1			1
SUN CITY DIAGNOSTIC CENTER			1	100%	1
Waycross VA CBOC		1			1
ALL PEDIATRIC CARE PA			1	100%	1
SALEM HOSPITAL REGIONAL LABORATORY		1			1
MAIN STREET PHARMACY OF MARCELLUS, INC		1			1
Dulles Health and Rehab Center		1			1
PHYSICIANS PRIMARY CARE LEHIGH PEDS			1	100%	1
WELLINGTON WEST 100176			1	100%	1
CARDIOLOGY AND FITNESS MEDICINE		1			1
THE READING HOSPITAL AND MEDICAL CENTER			1	100%	1
DESTIN SURGERY CENTER LTD		1			1
ASUNCION HOME HEALTH CARE CORP			1	100%	1
PEDIATRIC ASSOCIATES OF ORLANDO			1	100%	1
Piedmont Crossing		1			1
EDGAR PRICE FAMILY & CHILDREN HEALTHCARE CENTER			1	100%	1
HAMPTON VAMC		1			1
MED FIRST IMMEDIATE CARE AND FAMILY PRACTICE			1	100%	1
GATEWAY COMMUNITY SERVICES INC			1	100%	1
CHATSWORTH ASSISTED LIVING COMMUNITY AT PGA NATIONAL			1	100%	1
DOCTORS MEDICAL CENTER			1	100%	1
HSRE-ASL CASSELBERRY TRS, LLC			1	100%	1
MEDHEALTH CLINICAL INC			1	100%	1
PASTEUR MEDICAL CENTER LLC		1			1
HARDIN MEMORIAL HOSPITAL - HEARTLAND PATHOLOGY CONSULTANTS			1	100%	1
Ashland Place Health and Rehabilitation, LLC		1			1
WILMINGTON NURSING AND REHAB			1	100%	1
EASTSIDE MEDICAL CLINIC		1			1

COVID-19: testing by laboratory

Data through Apr 25, 2021 verified as of Apr 26, 2021 at 09:25 AM

Data in this report are provisional and subject to change.

The numbers in the table below represent the number of Florida and non-Florida residents for whom test results were received by the Department of Health. A person can be tested by more than one laboratory and can have both positive and negative results. **Therefore, the sum of the numbers in each column will be larger than the total number of people tested.**

Reporting lab	Inconclusive	Negative	Positive	Percent positive	Total
OAKVIEW INC		1			1
SAINT PETE MRI			1	100%	1
HEALTH CARE SERVICES LC			1	100%	1
FAIRHAVEN		1			1
CURA LABORATORY SERVICES			1	100%	1
DSL TENANT II LLC			1	100%	1
ARISTACARE AT MANCHESTER		1			1
WELLOW URGENT CARE-OSWEGO			1	100%	1
Diversicare of Ripley		1			1
SHAW MEDICAL GROUP LLC			1	100%	1
PATHOLOGY ASSOCIATES			1	100%	1
BROOKDALE FORT WALTON BEACH			1	100%	1
MAYO MEDICAL LABORATORIES			1	100%	1
MEDICAL EXAMINERS OFFICE, LEESBURG			1	100%	1
SOMA MEDICAL CENTER PA #4			1	100%	1
IMMY LABS			1	100%	1
St. Catherine's manor of Findlay		1			1
Kroger 086 - The Little Clinic Broomfield-Sheridan		1			1
CARRINGTON, LLC D/B/A THE CARRINGTON		1			1
MINUTECLINIC DIAGNOSTIC OF NH, LLC (CL		1			1
ATHENS MEDICAL CENTER			1	100%	1
DEERFIELD BEACH REHABILITATION AND NURSING			1	100%	1
EXCEPTIONAL EMERGENCY CENTER			1	100%	1
ICARE		1			1
CVS AZ3264POCT PHOENIX			1	100%	1
LRGHEALTHCARE		1			1
BLOOMINGDALE MEDICAL ASSOC			1	100%	1
DEVITA		1			1
NIHCC			1	100%	1
ALL PRO ORTHOPEDICS & SPORTS MEDICINE, PA			1	100%	1
GOOD SAMARITAN SOCIETY - DE SMET		1			1
SLIDELL MEMORIAL HOSPITAL			1	100%	1
Kroger 588 - The Little Clinic Thompsons Station		1			1
NEW MILFORD HOSPITAL			1	100%	1
5 STAR HOME HEALTH SERVICES INC		1			1
LIFESTREAM BEHAVIORAL CENTER INC			1	100%	1
SYNAPSE ANALYTICAL LABS		1			1
EXACCARE KINGSTON, LLC			1	100%	1
Manor Care Health Services- Wilmington			1	100%	1
CYPRESS CREEK DIALYSIS CTR			1	100%	1
LAKESIDE MEDICAL CENTER		1			1
LEHIGH PULMONARY ASSOCIATES			1	100%	1
REHABILITATION CENTER OF SOUTH GEORGIA		1			1
LAKEWOOD RANCH MEDICAL GROUP LLC			1	100%	1
ST. LUKE'S HOSPITAL			1	100%	1
Springdale Village		1			1
SANTA MONICA FERTILITY			1	100%	1

COVID-19: testing by laboratory

Data through Apr 25, 2021 verified as of Apr 26, 2021 at 09:25 AM

Data in this report are provisional and subject to change.

The numbers in the table below represent the number of Florida and non-Florida residents for whom test results were received by the Department of Health. A person can be tested by more than one laboratory and can have both positive and negative results. **Therefore, the sum of the numbers in each column will be larger than the total number of people tested.**

Reporting lab	Inconclusive	Negative	Positive	Percent positive	Total
SELECT SPECIALTY HOSPITAL - ORLANDO SOUTH			1	100%	1
CARENOW URGENT CARE - ANTIOCH		1			1
Scepter Rehab and Health care		1			1
CVS CA9751POCT AGOURA		1			1
WALGREENS_CHICAGO		1			1
St. Anthony's Nursing and Rehab			1	100%	1
PARKVIEW MANOR NURSING HOME		1			1
CHRISTUS GOOD SHEPHERD MEDICAL CENTER			1	100%	1
Freedom Pointe at The Villages			1	100%	1
Wedgewood Manor		1			1
Integrity Healthcare of Carbondale			1	100%	1
TAMPA HEALTH CARE PROVIDERS PA		1			1
WALGREENS #4086		1			1
MANCHESTER COMMONS		1			1
SJMC PHYSICIAN SERVICES			1	100%	1
COLOMBO'S PHARMACY		1			1
GALVESTON COUNTY HEALTH DISTRICT			1	100%	1
DERMDX, DIV OF AURORA DIAGNOSTICS/BERNHARDT LAB		1			1
CAN COMMUNITY HEALTH LLC		1			1
TEXAS HEALTH HARRIS METHODIST HOSPITAL			1	100%	1
Glenburn Home		1			1
BRUNSWICK HEALTH AND REHABILITATION CE		1			1
Robinson Terrace Rehabilitation and Nursing Center		1			1
Strasburg Care Center		1			1
KEY BISCAYNE PEDIATRIC ASSOCIATES INC			1	100%	1
Hillside Rehab and Care Center			1	100%	1
Monument Health Strugis Care Center		1			1
NEMOURS CHILDREN'S			1	100%	1
VITAL CARE			1	100%	1
FLORIDA ADVANCED MEDICAL AND DERM AESTHETICS LLC			1	100%	1
BOND COUNTY HEALTH DEPARTMENT			1	100%	1
Eden Meadows		1			1
CLEVELAND CLINIC OHIO LABORATORIES			1	100%	1
DIMMIT REGIONAL HOSPITAL			1	100%	1
AMERICAN MEDICAL RESPONSE - FARMER BRA		1			1
WALGREENS # 12338		1			1
BAYSHORE DIALYSIS			1	100%	1
Elm Crest Senior Living Community		1			1
BREVARD COUNTY JAIL			1	100%	1
MAINE HEALTH AND ENVIRONMENTAL TESTING LABORATORY			1	100%	1
BRISTOL CHILDRENS CLINIC			1	100%	1
WELL KEY URGENT CARE MARYVILLE		1			1
MD NOW URGENT CARE			1	100%	1
Ladera Center		1			1
OXY-GENLAB			1	100%	1
CENTRAL ALABAMA HEALTH CARE SYSTEM			1	100%	1
ARKANSAS PUBLIC HEALTH LABORATORY		1			1

COVID-19: testing by laboratory

Data through Apr 25, 2021 verified as of Apr 26, 2021 at 09:25 AM

Data in this report are provisional and subject to change.

The numbers in the table below represent the number of Florida and non-Florida residents for whom test results were received by the Department of Health. A person can be tested by more than one laboratory and can have both positive and negative results. **Therefore, the sum of the numbers in each column will be larger than the total number of people tested.**

Reporting lab	Inconclusive	Negative	Positive	Percent positive	Total
CAPE FEAR VALLEY MEDICAL CENTER			1	100%	1
ISLANDS ASSISTED LIVING FACILITY,THE			1	100%	1
RIVERVIEW HOSPITAL D/B/A UNIVERSITY		1			1
Sage Bluff Health & Rehabilitation Center		1			1
FAMILY MEDICAL CENTER		1			1
HEARTLAND NURSING & REHABILITATION		1			1
EAST END PEDIATRICS		1			1
CLEVELAND CLINIC FLORIDA WAIVED			1	100%	1
NEW YORK STATE DEPTARTMENT OF HEALTH			1	100%	1
NEMOURS CHILDREN'S PRIMARY CARE, ST CLOUD			1	100%	1
MIAMI JEWISH DIALYSIS			1	100%	1
CHILDRENS AT NORTH POINT URGENT CARE L		1			1
ST. MARY MEDICAL CENTER		1			1
SUNSHINE FAMILY & WELLNESS CENTER			1	100%	1
Kroger 465 - The Little Clinic Oakley		1			1
Kroger 444 - The Little Clinic Dent		1			1
Ohman Family Living at Holly Assisted Living		1			1
SUREPOINT URGENT CARE PADRE ISLAND			1	100%	1
Kroger 350 - The Little Clinic New Cut Road		1			1
CACERES SPECIALIZED GYNECOLOGY		1			1
CARESPOT EXPRESS HEALTHCARE BOYNTON BEACH			1	100%	1
OPTUM OF HIALEAH		1			1
BAYLOR SCOTT & WHITE MEDICAL SURGICAL CLINIC			1	100%	1
WESTEX URGENT CARE, PLLC			1	100%	1
MULTICARE PHYSICIANS			1	100%	1
MEDEXPRESS URGENT CARE - BENTONVILLE		1			1
ADVENTHEALTH SENIOR CARE AT ORMOND			1	100%	1
NLAC SUMMERBIO			1	100%	1
AMD			1	100%	1
ENZO LABS INC			1	100%	1
NATICK URGENT CARE			1	100%	1
MEDEXPRESS URGENT CARE-BRENTWOOD		1			1
SARASOTA MEMORIAL HOSPITAL		1			1
TRANSCEND PERFORMANCE AND LIFESTYLE INSTITUTE			1	100%	1
INDIAN RIDGE		1			1
FAIRVIEW SOUTHDALE			1	100%	1
ST MARYS HEALTH CARE SYSTEM		1			1
EAST COAST INSTITUTE FOR RESEARCH LLC			1	100%	1
LEE MEMORIAL HEALTH SYSTEMS HOME HEALTH		1			1
LABORATORIO MEDICO CENTRAL CONDOMINO MD			1	100%	1
HEALTH PLUS SUNRISE MEDICAL OFFICE			1	100%	1
WATERTOWN URGENT CARE		1			1
Kroger 907 - The Little Clinic Holland		1			1
St Mary's d'Youville Pavilion		1			1
SAN JOSE CLINIC		1			1
BLACKBERRY CENTER, THE		1			1
ATHENA PLASTIC SURGERY		1			1

COVID-19: testing by laboratory

Data through Apr 25, 2021 verified as of Apr 26, 2021 at 09:25 AM

Data in this report are provisional and subject to change.

The numbers in the table below represent the number of Florida and non-Florida residents for whom test results were received by the Department of Health. A person can be tested by more than one laboratory and can have both positive and negative results. **Therefore, the sum of the numbers in each column will be larger than the total number of people tested.**

Reporting lab	Inconclusive	Negative	Positive	Percent positive	Total
WILLOWBROOKE CT AT LIMA ESTATES		1			1
CONEY ISLAND HOSP			1	100%	1
IVY CREEK HEALTHCARE & WELLNESS CENTRE			1	100%	1
FAMILY & INTERNAL MEDICINE CENTER		1			1
NEW HANOVER REGIONAL MEDICAL CENTER			1	100%	1
KETTERING MEDICAL CENTER			1	100%	1
AVERA SACRED HEART HOSPITAL			1	100%	1
Arlington Care Center			1	100%	1
Miller Health Care Center			1	100%	1
VA Texas Valley Coastal Bend Harlingen HCC		1			1
PEDIATRIC ASSOCIATES - JACKSONVILLE			1	100%	1
ST FRANCIS MEDICAL CENTER			1	100%	1
The Jordan Center		1			1
Oklahoma Methodist Manor			1	100%	1
FRIO REGIONAL PRIMARY CARE AND URGENT CARE CLINIC			1	100%	1
LANGLADE			1	100%	1
Smg At Bridgewater Family Medicine		1			1
INLET CONCIERGE MEDICINE			1	100%	1
FINLAY MEDICAL RESEARCH CORP			1	100%	1
Signature HealthCare of Bowling Green		1			1
BOCA GENERAL AND FAMILY MEDICINE		1			1
PEDIATRIC PARTNERS ZEPHYRHILLS			1	100%	1
MID FLORIDA DERMATOLOGY ASSOCIATES PA			1	100%	1
LIFE CARE CENTER OF CLEVELAND		1			1
HARRIS URGENT CARE CENTER			1	100%	1
Spring Gate Rehab and Healthcare Center		1			1
PROGRESSIVE URGENT CARE, PC			1	100%	1
PCG MOLECULAR			1	100%	1
CMC MERCY LABORATORY			1	100%	1
MIAMI VASCULAR SURGERY			1	100%	1
ADVENTHEALTH IMAGING WINTERGARDEN		1			1
ST FRANCIS COLLEGE WELLNESS CENTER		1			1
Kroger 670 - The Little Clinic Powell		1			1
THE LITTLE CLINIC, LLC			1	100%	1
SPORTS MEDICINE CLINIC - U OF WYOMING			1	100%	1
GENVIEW DIAGNOSIS INC			1	100%	1
Mason Health and Rehab		1			1
BGB SUMMIT MEDICAL GROUP		1			1
MEDICAL ASSOCIATES OF CARTER		1			1
Heritage of Red Cloud		1			1
CLERMONT PEDIATRICS, PA			1	100%	1
COOSA VALLEY HEALTHCARE CENTER LLC		1			1
LAB TEST KENDALL LLC		1			1
SOUTH SEMINOLE HOSPITAL POCT			1	100%	1
CRESTHAVEN			1	100%	1
BAPTIST ASI			1	100%	1
ROSLYN INTERNAL MEDICINE		1			1

COVID-19: testing by laboratory

Data through Apr 25, 2021 verified as of Apr 26, 2021 at 09:25 AM

Data in this report are provisional and subject to change.

The numbers in the table below represent the number of Florida and non-Florida residents for whom test results were received by the Department of Health. A person can be tested by more than one laboratory and can have both positive and negative results. **Therefore, the sum of the numbers in each column will be larger than the total number of people tested.**

Reporting lab	Inconclusive	Negative	Positive	Percent positive	Total
COASTAL ER IX, PHYSICIANS PREMIER			1	100%	1
Life Care Center of Paradise Valley		1			1
AristaCare at Meadow Springs		1			1
MAYO CLINIC OUTPATIENT DIALYSIS CENTER			1	100%	1
OAK HAVEN REHAB AND NURSING CENTER			1	100%	1
WEST FLORIDA HOSPITAL LABORATORY			1	100%	1
MCLEOD MEMORIAL HOSPITAL CLARENDON			1	100%	1
CAREWELL URGENT CARE FITCHBURG			1	100%	1
NEW SMYRNA BEACH AMBULATORY CARE CTR			1	100%	1
DEVLIN MANOR NURSING AND REHABILITATION		1			1
NORDX			1	100%	1
ST JOHNS EPISCOPAL HOSPITAL SOUTH SHORE		1			1
WRIGHT PATTERSON AFB MEDICAL CENTER			1	100%	1
UNIVERSITY OF NORTH CAROLINA HOSPITALS			1	100%	1
WYOMING OPCO, LLC DBA MEDILODGE OF WYO		1			1
PACIFICA CARE PLLC			1	100%	1
Crowne Place Assisted Living		1			1
WELLSTAR STUDENT SERVICES-MARIETTA CLI		1			1
PHOENIX PROGRAMS OF FLORIDA INC		1			1
THOMAS HOSPITAL			1	100%	1
Regency Square			1	100%	1
Autumn Care of Suffolk		1			1
RICHMOND MEDICAL CENTER FOR WOMEN		1			1
THE MEDICAL CENTER AT BOWLING GREEN			1	100%	1
TFH HOME HEALTH INC			1	100%	1
LIBERTY URGENT CARE			1	100%	1
CARESPOT - OCOEE			1	100%	1
WEST FLORIDA MEDICAL CENTER CLINIC			1	100%	1
PULMONARY, CRITICAL CARE AND SLEEP DISORDERS INSTITUTE OF SOUTH FLORID			1	100%	1
NEMOURS CHILDRENS PRIMARY CARE CLERMONT			1	100%	1
BAPTIST HEALTH ASI			1	100%	1
GRANITE FALLS LTC, LLC		1			1
MARY WASHINGTON HOSPITAL HOME HEALTH AGENCY	1				1
Willowbrooke Court at Normandy Farms Estates		1			1
ESOTERIC LAB			1	100%	1
OCALA REGIONAL DIALYSIS- NORTH			1	100%	1
Kingston of Miamisburg		1			1
CVS / PHARMACY #10794			1	100%	1
BEACHSIDE DETOX		1			1
MARTIN LUTHER KING RENAL INSTITUTE			1	100%	1
QUALITY CLINICAL LAB LLC			1	100%	1
BAPTIST HEALTH SURGERY CENTER			1	100%	1
LAKE WALES DIALYSIS CENTER			1	100%	1
WW Chem Auto SS			1	100%	1
Kroger 929 - The Little Clinic Corryville		1			1
FIRST CARE OF GAINESVILLE			1	100%	1
DOCTORS CARE - GREER		1			1

COVID-19: testing by laboratory

Data through Apr 25, 2021 verified as of Apr 26, 2021 at 09:25 AM

Data in this report are provisional and subject to change.

The numbers in the table below represent the number of Florida and non-Florida residents for whom test results were received by the Department of Health. A person can be tested by more than one laboratory and can have both positive and negative results. **Therefore, the sum of the numbers in each column will be larger than the total number of people tested.**

Reporting lab	Inconclusive	Negative	Positive	Percent positive	Total
EMORY DECATUR HOSPITAL - EMORY MEDICAL		1			1
Perham Living			1	100%	1
PRIMARY & URGENT CARE CENTERS			1	100%	1
NORTHEAST REGIONAL MEDICAL CENTER			1	100%	1
IZ MEDICAL		1			1
PERFECT HEALTH URGENT CARE AND MEDICAL		1			1
PHOENIX MEDICAL CLINIC			1	100%	1
TANNER CLINIC			1	100%	1
PEDIATRIC SPECIALTY CLINIC COLLIER			1	100%	1
LONG ISLAND MINIMALLY INVASIVE SURGERY		1			1
Alaska Domiciliary Care for Homeless Veterans		1			1
LabCorp L#09258295 M#09258285			1	100%	1
MEDICAL CENTER OF TRINITY - MOB		1			1
RIVERSIDE REGIONAL MED CENTER			1	100%	1
OASIS FAMILY RESORT IN THE SPRINGS LLC		1			1
MERCY HOME		1			1
Erie VAMC		1			1
Harris Hill Nursing Facility		1			1
EVERLYWELL DIAGNOSTICS			1	100%	1
MARTINSVILLE HEALTH AND REHAB			1	100%	1
PATIENT FIRST - WOODBURY		1			1
INTERMOUNTAIN HEALTHCARE LABORATORY SERVICES			1	100%	1
FLORIDA DEPARTMENT OF HEALTH IN CITRUS COUNTY		1			1
West Bay of Tampa Center			1	100%	1
ST LUKE'S CORNWALL HOSPITAL N			1	100%	1
Medicalodges Neosho			1	100%	1
APOLLOMDX LLC			1	100%	1
WEST VIRGINIA LABORATORIES			1	100%	1
SETON HILL UNIVERSITY		1			1
PRIME HEALTHCARE SERVICES		1			1
BOTTINEAU GOOD SAMARITAN CENTER		1			1
BAM INC		1			1
YOUR HEALTH PEDIATRICS			1	100%	1
STAYING HEALTHY MEDICAL SERVICES			1	100%	1
THE CHILDREN'S HOSPITAL OF PHILADELPHIA		1			1
ROAN MOUNTAIN MEDICAL CENTER			1	100%	1
ADVANCED BIOMEDICAL INC			1	100%	1
Kroger 126 - The Little Clinic Cottonwood		1			1
INTEGRITY SPINE AND ORTHOPEDICS LLC			1	100%	1
SANITAS RESEARCH LLC			1	100%	1
SHARON REGIONAL MEDICAL CENTER			1	100%	1
TERRELL URGENT CARE			1	100%	1
ABRAZO WEST CAMPUS			1	100%	1
ARTESIAN HOME		1			1
ANDERSON REGIONAL MEDICAL CENTER			1	100%	1
GPI MEDICAL CENTER, INC			1	100%	1
APEX HOME HEALTHCARE			1	100%	1

COVID-19: testing by laboratory

Data through Apr 25, 2021 verified as of Apr 26, 2021 at 09:25 AM

Data in this report are provisional and subject to change.

The numbers in the table below represent the number of Florida and non-Florida residents for whom test results were received by the Department of Health. A person can be tested by more than one laboratory and can have both positive and negative results. **Therefore, the sum of the numbers in each column will be larger than the total number of people tested.**

Reporting lab	Inconclusive	Negative	Positive	Percent positive	Total
Memorial Health Care Center			1	100%	1
HOLLAND COMMUNITY HOSPITAL		1			1
NORTH SHORE HEMATOLOGY-ONCOLOGY ASSOCI		1			1
Dugan Memorial Home		1			1
MEDICAL CENTER			1	100%	1
MID FLORIDA COMMUNITY SERVICES			1	100%	1
MONMOUTH MEDICALC ENTER		1			1
CORPUS CHRISTI MEDICAL CENTER			1	100%	1
MERITER LABORATORIES			1	100%	1
Kroger 49 - The Little Clinic Wichita - 21st St.			1	100%	1
WEST PENSACOLA DIALYSIS CENTER			1	100%	1
DOCTORS CHOICE HOME CARE INC			1	100%	1
DR Q PEDIATRICS			1	100%	1
Dupage Care Center			1	100%	1
GOSHEN HOSPITAL			1	100%	1
MISSION HOSPITAL			1	100%	1
UW MEDICINE CHU LAB			1	100%	1
DIGNITY HEALING LLC			1	100%	1
PINNACLE DIALYSIS		1			1
ASSISTED LIVING AT TREZEVANT		1			1
NORTHWEST FLORIDA SPECIALTY PHYSICIANS LLC		1			1
LOUIS STOKES CLEVELAND VA MEDICAL CENTER			1	100%	1
DIVERSICARE OF BIG SPRINGS		1			1
MISSISSIPPI VALLEY REGIONAL BLOOD CENTER			1	100%	1
ST GERARD'S COMMUNITY OF CARE		1			1
LAURELS OF ATHENS, THE		1			1
LIMA MEMORIAL HOSPITAL			1	100%	1
LADY OF THE SEA HOSPITAL LAB			1	100%	1
WALGREENS #01398			1	100%	1
REFERENCE LABORATORY			1	100%	1
COLLIER BLVD HMA PHYSICIANS MANAGEMENT LLC			1	100%	1
FLORIDA DEPARTMENT OF HEALTH IN BROWARD COUNTY		1			1
OHIOHEALTH URGENT CARE			1	100%	1
UNIVERSITY OF IOWA HOSPITALS & CLINICS			1	100%	1
FRESENIUS MEDICAL CARE TRADTION			1	100%	1
FAYETTE MEDICAL CENTER LAB		1			1
MAYO CLINICAL LABORATORIES		1			1
NEW YORK PRESBYTERIAN HOSPITAL			1	100%	1
CONTINENTAL HOME HEALTH CARE INC			1	100%	1
Tremont Health & Rehabilitation Center		1			1
CONCENTRA - OCALA		1			1
Grangeville Health and Rehab		1			1
Kingston of Ashland		1			1
LAURELS OF NORWORTH		1			1
Medilodge of Mt. Pleasant		1			1
WALGREENS #12624		1			1
PREMIUM HOME HEALTH CARE INC			1	100%	1

COVID-19: testing by laboratory

Data through Apr 25, 2021 verified as of Apr 26, 2021 at 09:25 AM

Data in this report are provisional and subject to change.

The numbers in the table below represent the number of Florida and non-Florida residents for whom test results were received by the Department of Health. A person can be tested by more than one laboratory and can have both positive and negative results. **Therefore, the sum of the numbers in each column will be larger than the total number of people tested.**

Reporting lab	Inconclusive	Negative	Positive	Percent positive	Total
Kroger 397 - The Little Clinic Frankfort East		1			1
TITAN GENOMICS, LLC			1	100%	1
NFRC CLINICAL LAB			1	100%	1
CARILION CLINIC LAB TESTING SITE-POSTAL		1			1
JACKSBORO URGENT CARE			1	100%	1
MARYLAND DEPARTMENT OF HEALTH AND MENTAL HYGIENE			1	100%	1
SENTARA AMBULATORY CARE CLINIC			1	100%	1
Kroger 419 - The Little Clinic Farmington/Exeter		1			1
MEDEX CLINIC LLC			1	100%	1
Bethel Lutheran Nursing & Rehabilitation Center		1			1
Sharon Care Center			1	100%	1
PREMIER FAMILY AND SPORTS MEDICINE LLC			1	100%	1
Advanced Health Care of St. George		1			1
ADVENTHEALTH DURAND			1	100%	1
CARENOW URGENT CARE – SPRING			1	100%	1
WELLSTAR KENNESAW MEDICAL CENTER		1			1
LP ELIZABETHTON		1			1
FLORIDA EPIDEMIOLOGY PROGRAM			1	100%	1
ST JOHNS PEDIATRICS PA		1			1
URGENT CARE OF KANSAS CITY			1	100%	1
ADVENT HEALTH MEDICAL GROUP MULTISPECIALTY			1	100%	1
Redwood Springs Healthcare			1	100%	1
Kroger 410 - The Little Clinic Trinity		1			1
FELD ENTERTAINMENT			1	100%	1
COMMONWEALTH OF VIRGINIA DIVISION OF CONSOLIDATED LABORATORY SERVICES			1	100%	1
OCCUPATIONAL HEALTH CENTER		1			1
BAYOU URGENT CARE			1	100%	1
FAIRFIELD MEDICAL CENTER			1	100%	1
THE LITTLE CLINIC LLC			1	100%	1
MIDWEST COVENANT HOME, INC		1			1
DW MCMILLAN MEMORIAL HOSPITAL LABORATORY			1	100%	1
BAYLOR SCOTT AND WHITE MEDICAL CENTER -CENTENTENNIAL			1	100%	1
PALM BEACH DIABETES AND ENDOCRINE SPECIALISTS, PA			1	100%	1
Lantern Park Specialty Care		1			1
TRIHEALTH			1	100%	1
SHANDSCAIR FLIGHT PROGRAM			1	100%	1
PM PEDIATRICS OF VIRGINIA			1	100%	1
ADVENTHEALTH MEDICAL GROUP PEDIATRICS DIABETES &			1	100%	1
Valley View Health and Rehabilitation, LLC		1			1
RESIDENCES AT MIAMI / REIGN GARDENS LLC, THE			1	100%	1
Grays Harbor Health and Rehabilitation		1			1
Kroger - KR070300083			1	100%	1
CLUB HEALTH AND REHABILITATION CENTER, THE		1			1
FRESENIUS KIDNEY CARE OCALA			1	100%	1
ADVANCED URGENT CARE PLLC		1			1
WATERBURY HOSPITAL REFERENCE LAB			1	100%	1
SEPULVEDA OUTPATIENT AND NURSING HOME CARE			1	100%	1

COVID-19: testing by laboratory

Data through Apr 25, 2021 verified as of Apr 26, 2021 at 09:25 AM

Data in this report are provisional and subject to change.

The numbers in the table below represent the number of Florida and non-Florida residents for whom test results were received by the Department of Health. A person can be tested by more than one laboratory and can have both positive and negative results. **Therefore, the sum of the numbers in each column will be larger than the total number of people tested.**

Reporting lab	Inconclusive	Negative	Positive	Percent positive	Total
ST JOHNS MEDICAL CENTER		1			1
WMC HEALTH GROUP INC			1	100%	1
NICKLAUS CHILDREN'S DORAL OUTPATIENT CENTER			1	100%	1
BEAUMONT HOSPITAL, GROSSE POINTE			1	100%	1
NHC Chattanooga			1	100%	1
ADVANCED LABORATORY SERVICES			1	100%	1
UT MD ANDERSON CANCER CENTER-TUMOR MARKER LAB			1	100%	1
St. Ann Rehabilitation and Nursing Center		1			1
Brown Nursing Home		1			1
AdventHealth Care Center Zephyrhills North			1	100%	1
CVS MO8564POCT INDEPENDENCE		1			1
WESLEY CHAPEL INTERNAL MEDICINE AND PEDIATRICS PA			1	100%	1
CENTRAL FLORIDA HOSPITALIST			1	100%	1
ASCARATE DIALYSIS			1	100%	1
AFTER HOURS CLINIC			1	100%	1
C V S / PHARMACY #4396		1			1
KROGER 785 - THE LITTLE CLINIC DIXIE HWY		1			1
KINGWOOD EMERGENCY CENTER			1	100%	1
ORANGE PEDIATRICS PA			1	100%	1
SYCAMORE MEDICAL CENTER-KETTERING HEALTH NETWORK			1	100%	1
GREATER MIAMI DIALYSIS			1	100%	1
HEALTHCARE PARTNERS FAMILY MEDICINE LLC			1	100%	1
SALTZER URGENT CARE			1	100%	1
DESERT SPRINGS HOSPITAL			1	100%	1
HEALTHFORCE PARTNERS INC			1	100%	1
SUNSHINE PEDIATRICS OF LUTz			1	100%	1
MEDICAL ARTS LABORATORY			1	100%	1
MEMORIAL HOSPITAL MIRAMAR WAIVED TESTING			1	100%	1
PEDRO L ORTEGA MD PA			1	100%	1
NORTH FLORIDA FAMILY MEDICINE			1	100%	1
ManorCare Health Services/ York South		1			1
UC TAMiami			1	100%	1
TRAFALGAR DIALYSIS			1	100%	1
RANDOLPH-MACON COLLEGE			1	100%	1
AUBURNDALE DOCTOR TODAY			1	100%	1
SPELMAN COLLEGE DEPT OF HEALTH SERVICE		1			1
COMMUNITY URGENT CARE PC			1	100%	1
ABBOTT LABORATORIES ROSS PRODUCTS			1	100%	1
UF HEALTH THE VILLAGES			1	100%	1
Kroger 97 - The Little Clinic Hutchinson		1			1
SOLDIERS' HOME OF HOLYOKE		1			1
ALBANNA PEDIATRICS CENTER			1	100%	1
HEALTH DIV OAK RIDGE NATL LABORATORY		1			1
SELF REGIONAL HEALTHCARE			1	100%	1
XSTREMEMD			1	100%	1
GUILFORD IMMEDIATE CARE, SYAH, LLC		1			1
SOUTHERN REGIONAL MEDICAL CENTER		1			1

COVID-19: testing by laboratory

Data through Apr 25, 2021 verified as of Apr 26, 2021 at 09:25 AM

Data in this report are provisional and subject to change.

The numbers in the table below represent the number of Florida and non-Florida residents for whom test results were received by the Department of Health. A person can be tested by more than one laboratory and can have both positive and negative results. **Therefore, the sum of the numbers in each column will be larger than the total number of people tested.**

Reporting lab	Inconclusive	Negative	Positive	Percent positive	Total
Kroger 379 - The Little Clinic Stony Brook		1			1
MERITUS MEDICAL CENTER			1	100%	1
CAREMOUNT MEDICAL PC		1			1
PACE UNIVERSITY HEALTH CARE		1			1
VIRGINIA UROLOGY		1			1
SHP WESTCHESTER LLC		1			1
SPECIALTY DRUG TESTING			1	100%	1
OPCO LLC LEGACY NURSING AND REHABILITA		1			1
INTERNAL MEDICINE EMILIA MURRAY MD PA		1			1
SCRIPTS PLUS INC DBA THE MEDICINE SHOP		1			1
MARTIN HEALTH PHYSICIAN GROUP			1	100%	1
Kroger 524 - The Little Clinic Iron Bridge Road		1			1
1ST CHOICE URGENT CARE CENTER LLC			1	100%	1
RESTORE MEDICAL PARTNERS PLLC			1	100%	1
HAVASU REGIONAL MEDICAL CENTER			1	100%	1
STEELFUSION CLINICAL TOXICOLOGY LABS			1	100%	1
LEE MEMORIAL HOSPITAL OUTPATIENT SURGERY CENTER			1	100%	1
Kroger 532 - The Little Clinic Murfreesboro		1			1
MEMORIAL MEDICAL CENTER			1	100%	1
Rockcastle Health and Rehab		1			1
ORAL & FACIAL SURGERY			1	100%	1
UNITED HEALTHCARE			1	100%	1
SOUTHEASTERN INTEGRATED MEDICAL PL			1	100%	1
ABSOLUTE QUICK CARE			1	100%	1
Alden North Shore			1	100%	1
JACK M MATHENY II MD			1	100%	1
RIVERSIDE COUNTY PUBLIC HEALTH LABORATORY			1	100%	1
BRUSHY CREEK FAMILY HOSPITAL			1	100%	1
DIGNITY HEALTH GOHEALTH		1			1
BEST CARE COMMUNITY AND FAMILY HEALTH CENTER INC			1	100%	1
CVS IL5822POCT MOKENA		1			1
CARE CONNECTIONS AT HOME LLC			1	100%	1
MISSOURI DEPARTMENT OF HEALTH AND SENIOR SERVICES - STATE PH LAB		1			1
MID-FLORIDA CANCER CENTERS		1			1
THE BRENNITY AT TRADITION			1	100%	1
ST. PETERSBURG PEDIATRICS-SEMINOLE			1	100%	1
ARNOLD PALMER HOSPITAL LAB POCT		1			1
NULL			1	100%	1
PALACE CARE AND REHAB		1			1
CVS AZ4795POCT MESA		1			1
BASCOM PALMER-MICRO LAB			1	100%	1
ST PETERSBURG GENERAL HOSPITAL LABORATORY			1	100%	1
WALGREENS #15291		1			1
TOMAH VAMC			1	100%	1
CARLTON SHORES HEALTH AND REHABILITATION CENTER			1	100%	1
WELLMED AT LINEBAUGH AVE			1	100%	1
SAINT FRANCIS HOSPITAL			1	100%	1

COVID-19: testing by laboratory

Data through Apr 25, 2021 verified as of Apr 26, 2021 at 09:25 AM

Data in this report are provisional and subject to change.

The numbers in the table below represent the number of Florida and non-Florida residents for whom test results were received by the Department of Health. A person can be tested by more than one laboratory and can have both positive and negative results. **Therefore, the sum of the numbers in each column will be larger than the total number of people tested.**

Reporting lab	Inconclusive	Negative	Positive	Percent positive	Total
FAMILY PHYSICIANS OF WINTER PARK, INC			1	100%	1
EDWARD HOSPITAL			1	100%	1
Churchman Village LLC		1			1
GULF COAST VILLAGE HOME HEALTH INC			1	100%	1
Glen Oaks Health and REhabilitation		1			1
CVS MA1121POCT WESTFORD		1			1
ADDINGTON PLACE EAST LAKE		1			1
BROOKDALE AVONDALE (BU 04360)			1	100%	1
TWIN			1	100%	1
WALK IN FAMILY MEDICINE CENTER			1	100%	1
WELLSTAR SPALDING REGIONAL MEDICAL CENTER		1			1
ARIZONA STATE LABORATORY			1	100%	1
CAPE CORAL HOSPITAL NURSING			1	100%	1
JACKSONVILLE HEALTH & REHAB		1			1
TARRYTOWN PHARMACY			1	100%	1
DONALSONVILLE HOSPITAL			1	100%	1
DOCTOR TODAY URGENT CARE			1	100%	1
Absolut Care of Gasport		1			1
MEDEXPRESS URGENT CARE - PATRICK STREE			1	100%	1
Lexington Medical Center Extended Care		1			1
GREYSTONE HOME HEALTH OF GREATER ORLANDO LLC		1			1
Metairie Healthcare Center			1	100%	1
CARESPOT - MIAMI GARDENS			1	100%	1
Broomall Manor		1			1
Chateau Dville Rehab & Retirement		1			1
CAREATC - WISCONSIN PIPE-FITTERS			1	100%	1
MIL LAKE HEALTHCARE CENTER INC PEDIATRICS			1	100%	1
SOUTHEASTERN HEALTH FACILITES, INC		1			1
TENNOVA HEALTHCARE - CLEVELAND			1	100%	1
MEDHELP			1	100%	1
CHI MEMORIAL HOSPITAL CHATTANOOGA			1	100%	1
Villa Maria			1	100%	1
SAINT LEO UNIVERSITY INCORPORATED			1	100%	1
LABORATORY SERVICES SGHS - CAMDEN		1			1
US PUBLIC HEALTH SERVICE HOSPITAL			1	100%	1
Kroger 519 - The Little Clinic Staples Mill Road		1			1
PATIENT FIRST-GENERAL BOOTH			1	100%	1
ADVANCED INDIVIDUALIZED MEDICINE OF NAPLES			1	100%	1
Towne Manor West		1			1
IMMEDIATE CARE MEDICAL CENTER			1	100%	1
COASTAL MANOR		1			1
St. Anne Home		1			1
WAYNE MEMORIAL HOSPITAL		1			1
SOUTHWEST ORLANDO FAMILY MEDICINE, PL			1	100%	1
FRONT PORCH PEDIATRICS PLLC			1	100%	1
MOBILE MEDICAL UNIT- SAINT JOSEPH REG		1			1
JOSEPH REINA PHARMACY INC DBA JRX PHAR		1			1

COVID-19: testing by laboratory

Data through Apr 25, 2021 verified as of Apr 26, 2021 at 09:25 AM

Data in this report are provisional and subject to change.

The numbers in the table below represent the number of Florida and non-Florida residents for whom test results were received by the Department of Health. A person can be tested by more than one laboratory and can have both positive and negative results. **Therefore, the sum of the numbers in each column will be larger than the total number of people tested.**

Reporting lab	Inconclusive	Negative	Positive	Percent positive	Total
MEMORIAL HOSPITAL - BELLEVILLE			1	100%	1
Wexner Heritage House			1	100%	1
HEART HOSPITAL OF LAFAYETTE: EMERGENCY ROOM			1	100%	1
CVS AZ3749POCT GOODYEAR		1			1
BIOMAT USA INC			1	100%	1
CHIPLEY DIALYSIS			1	100%	1
MARQUETTE GENERAL HOSPITAL			1	100%	1
CVS AZ7855POCT TUCSON		1			1
CLINICAL TRIALS OF TAMPA LLC		1			1
TCPA CLINICAL LABORATORIES			1	100%	1
Casa Real Center		1			1
Portsmouth Health and Rehab			1	100%	1
MEMPHIS URGENT CARE #2, LLC			1	100%	1
FOUNDCARE HEALTH			1	100%	1
MEDEXPRESS URGENT CARE - LINDEN		1			1
PASCO COUNTY HEALTH DEPARTMENT			1	100%	1
TAMPA GENERAL MEDICAL GROUP LABORATORY HEALTHPARK			1	100%	1
Chateau Living Center			1	100%	1
DAVENPORT DIALYSIS CENTER		1			1
NORTH COUNTY MEDICAL LAB			1	100%	1
Walgreens #5421		1			1
SOUTHWEST VIRGINIA COMMUNITY HEALTH SYSTEMS			1	100%	1
GATEWAY HEALTHCARE, PC			1	100%	1
MORNINGSIDE NURSING AND REHABILITATION		1			1
HAYS CLINICAL LAB			1	100%	1
KROGER 915 - THE LITTLE CLINIC ANDERSON			1	100%	1
CENTRAL FLA PEDIATIC URGENT CARE LLC		1			1
HEARTLAND PHARMACY SEBRING			1	100%	1
UNIVERSAL DIAGNOSTICS LABORATORIES			1	100%	1
KNAPP MEDICAL GROUP			1	100%	1
MEDEXPRESS URGENT CARE - LINKHORNE		1			1
MORELL			1	100%	1
CHI ST ALEXIUS TRANSITIONAL CARE UNIT		1			1
Port Orange Nursing And Rehab Center			1	100%	1
CLIFTON-FINE HOSPITAL LABORATORY		1			1
Belvoir Woods Health Care Center at The Fairfax		1			1
Douglas County Health Center		1			1
WINTER GARDEN CHILDREN'S HEALTH CENTERS			1	100%	1
DAUGHTERS OF SARAH NURSING CENTER		1			1
PM PEDIATRICS OF BAYSIDE, PLLC		1			1
MEMORIAL HERMANN MEDICAL GROUP-ATASCOCITA PEDS			1	100%	1
NORTHERN KENTUCKY HEALTH DEPARTMENT			1	100%	1
ABE'S GARDEN/PARK MANOR APARTMENTS		1			1
EXAC CARE CROSSVILLE		1			1
Peninsula Nursing and Rehabilitation Center		1			1
CARESOUTH HHA HOLDINGS OF VIRGINIA, LLC			1	100%	1
DR DAN C TRIGG MEMORIAL HOSPITAL		1			1

COVID-19: testing by laboratory

Data through Apr 25, 2021 verified as of Apr 26, 2021 at 09:25 AM

Data in this report are provisional and subject to change.

The numbers in the table below represent the number of Florida and non-Florida residents for whom test results were received by the Department of Health. A person can be tested by more than one laboratory and can have both positive and negative results. **Therefore, the sum of the numbers in each column will be larger than the total number of people tested.**

Reporting lab	Inconclusive	Negative	Positive	Percent positive	Total
HARBOR OAKS GOLDEN YEARS			1	100%	1
CONVENIENT MEDICAL AND HEALTH SERVICES			1	100%	1
WATERVIEW HILLS REHABILITATION AND NUR		1			1
Dexter Health Care		1			1
BARRINGTON TERRACE NAPLES			1	100%	1
FAMILY MEDICINE AT CELEBRATION		1			1
TILLAMOOK COUNTY GENERAL HOSPITAL LAB		1			1
PALMETTO LANDING			1	100%	1
ABSOLUTE HEALTHCARE			1	100%	1
Chatsworth Health Care		1			1
SHAH			1	100%	1
APOLLO ADVANCED HOME HEALTH CORP			1	100%	1
Mission Arch Center		1			1
VIVEX/UMTB BIOMEDICAL			1	100%	1
TRAVIS LEE THOMPSON MD			1	100%	1
SPECTRUM LABORATORY			1	100%	1
HEALTHCARE ASSOCIATES OF IRVING, LLP			1	100%	1
OPTUM MEDICAL CLINIC IN ROCKRIMMON			1	100%	1
TENNOVA ER - SANGO			1	100%	1
LEE HEALTH KIDS URGENT CARE		1			1
CONWAY - SHERWOOD URGENT CARE			1	100%	1
WINTER PARK MEMORIAL HOSPITAL LABORATORY		1			1
HOWELL BRANCH COURT			1	100%	1
BAXTER REGIONAL MEDICAL CENTER			1	100%	1
PARK AVENUE DERMATOLOGY NORTH			1	100%	1
ALTA BATES SUMMIT MEDICAL CENTER CLINICAL LAB			1	100%	1
LEXINGTON HOSPITAL CORPORATION			1	100%	1
NORTHSIDE HOSPITAL GWINNETT		1			1
KIDS CORNER PEDIATRICS PLLC		1			1
CHILDREN'S MEMORIAL HOSPITAL			1	100%	1
HOSPITAL SISTERS HEALTH SYSTEM (HSBS)			1	100%	1
PARKVIEW REGIONAL MEDICAL CENTER			1	100%	1
AUSTIN URGENT CARE			1	100%	1
PARTNERS IN PRIMARY CARE		1			1
AIRPORT MEDICAL SOLUTIONS ORLANDO			1	100%	1
SSC NASHVILLE OPERATING CO LLC D/B/A		1			1
GEORGE WASHINGTON UNIVERSITY HOSPITAL			1	100%	1
WAYCROSS INTRTNAL MEDICINE			1	100%	1
MEMORIAL HEALTH UNIVERSITY MEDICAL		1			1
DR. K PEDIATRICS			1	100%	1
Imperial Healthcare Centre			1	100%	1
THE TOLEDO HOSPITAL			1	100%	1
Kroger 682 - The Little Clinic New Holland Market			1	100%	1
WELLPATH			1	100%	1
QUEST INC			1	100%	1
WEST BOYNTON DIALYSIS			1	100%	1
Vibralfife of El Paso Rehabilitation Center			1	100%	1

COVID-19: testing by laboratory

Data through Apr 25, 2021 verified as of Apr 26, 2021 at 09:25 AM

Data in this report are provisional and subject to change.

The numbers in the table below represent the number of Florida and non-Florida residents for whom test results were received by the Department of Health. A person can be tested by more than one laboratory and can have both positive and negative results. **Therefore, the sum of the numbers in each column will be larger than the total number of people tested.**

Reporting lab	Inconclusive	Negative	Positive	Percent positive	Total
AFTER HOURS CARE OF AMERICUS INCORPORA			1	100%	1
GINKGO BIOWORKS INC (CONCENTRIC)		1			1
HARBOR HOSPITAL			1	100%	1
STATE OF ALASKA			1	100%	1
Wayne County Nursing Home		1			1
Long Beach Care Center			1	100%	1
PEDIATRIC ASSOCIATES - MIAMI LAKES		1			1
PUBLIX PHARMACY # 1236			1	100%	1
SANDPIPER CLUSTER		1			1
CLERMONT HEALTH DEPARTMENT			1	100%	1
NAVAL BRANCH HEALTH CLINIC			1	100%	1
Schoolcraft Medical Care Facility		1			1
Royal Palm Beach Health and Rehab Center			1	100%	1
STEWART MEDICAL GROUP INC			1	100%	1
MEDEXPRESS URGENT CARE - LAWTON		1			1
PALMA CEIA MED GROUP-SWANN		1			1
WMC HEALTH GROUP OF KISSIMMEE LLC			1	100%	1
BOCA MEDICAL CARE			1	100%	1
BRITTNEY WHELIHAN IRWIN ARNP LLC			1	100%	1
Towne Manor East		1			1
Bridgeway Care and Rehabilitation Center		1			1
PARK AVENUE MEDICAL PROFESSIONALS PC		1			1
ARGENTINE CARE CENTER		1			1
NEMOURS CHILDREN HOSPITAL			1	100%	1
COMMUNITY MEDICAL CARE			1	100%	1
FLAGLER CARE CENTER			1	100%	1
SAINT BARNABAS MEDICAL CENTER		1			1
CASS LAKE PHS INDIAN HOSPITAL		1			1
APS-SUMMIT CARE PHARMACY, LLC DBA OMNICARE		1			1
RESOURCE PATH LLC			1	100%	1
WEST FLORIDA MEDICAL ASSOCIATES			1	100%	1
WATERS EDGE ELEMENTARY SCHOOL			1	100%	1
SOMA MEDICAL CENTER PA #2			1	100%	1
JOSHUA E CHESIR MD		1			1
NEW ERA HEALTH CENTER INC		1			1
NORTH RIVER FAMILY HEALTH CENTER			1	100%	1
Glen Haven Health and Rehabilitation LLC		1			1
ADAMS COUNTY HEALTH DEPARTMENT			1	100%	1
CVS AZ10529POCT SCOTTSDALE		1			1
CVS TX7431POCT ROWLETT		1			1
RIVERVIEW HOSPITAL	1				1
WALGREENS #12322		1			1
TREASURE COAST COMMUNITY HEALTH INC			1	100%	1
TANGLEWOOD MANOR		1			1
AUGUSTA HEALTH SD			1	100%	1
Rehab Select of Talladega		1			1
CENTRAL TX MEDICAL CENTER - LAB			1	100%	1

COVID-19: testing by laboratory

Data through Apr 25, 2021 verified as of Apr 26, 2021 at 09:25 AM

Data in this report are provisional and subject to change.

The numbers in the table below represent the number of Florida and non-Florida residents for whom test results were received by the Department of Health. A person can be tested by more than one laboratory and can have both positive and negative results. **Therefore, the sum of the numbers in each column will be larger than the total number of people tested.**

Reporting lab	Inconclusive	Negative	Positive	Percent positive	Total
Schoenbrunn Healthcare		1			1
URGENT CARE OF FORT LAUDERDALE INC			1	100%	1
Encompass Health Rehab Hosp Alexandria		1			1
ABBOTT LABORATORIES - OCCUPATIONAL HEALTH SERVICES			1	100%	1
CHESAPEAKE REGIONAL MEDICAL CENTER			1	100%	1
APPLECARE BRUNSWICK			1	100%	1
SOUTHERN FAMILY HEALTH			1	100%	1
IMA MEDICAL CENTER OF SOUTH WEST ORLANDO			1	100%	1
Crowne Health Care of Thomasville		1			1
CFCH - FROSTPROOF			1	100%	1
MACKINAC STRAITS LONG TERM CARE UNIT		1			1
JAMES A HENRY MD LLC			1	100%	1
CAROLINA BAY HEALTHCARE CTR OF WILMING		1			1
HEALTHPLUS			1	100%	1
MEDPOST URGENT CARE - CIBOLO			1	100%	1
ATRIA TAMARAC			1	100%	1
FAMILY PRACTICE ASSOCIATES		1			1
ROSEN MEDICAL CENTER AT ROSEN COLLEGE CAMPUS			1	100%	1
BERKSHIRE MEDICAL CENTER			1	100%	1
MORSELIFE HOME CARE INC			1	100%	1
PRINCIPLE DIAGNOSTICS LLC			1	100%	1
BRIDGEWATER PARK ASSISTED LIVING LLC			1	100%	1
LINCOLN COUNTY MEDICAL CENTER		1			1
Arlington Health and Rehabilitation		1			1
LOUNDY		1			1
WELLINGTON PHYSICIANS URGENT CARE AT PALOMINO			1	100%	1
Lakeview Care Center			1	100%	1
Brynwood Health & Rehabilitation Center			1	100%	1
DEPARTMENT OF HEALTH SERVICES			1	100%	1
CYPRESS CREEK OUTPATIENT SURGICAL CTR, LLC			1	100%	1
ALPHA 1 ANTITRYPSIN RESEARCH PROGRAM			1	100%	1
SONNI'S PEDIATRICS			1	100%	1
WALGREENS # 04440		1			1
BLESSINGS MEDICAL CLINIC, THE			1	100%	1
Central Park Healthcare & Rehabilitation Center		1			1
MOREHOUSE COLLEGE STUDENT HEALTH CENTE		1			1
Brookdale Richmond Place		1			1
NORTH PALM BEACH DIALYSIS CENTER			1	100%	1
CELEBRATION HOSPITAL			1	100%	1
COUNTRYSIDE PEDIATRIC CARE PA			1	100%	1
SOUTHERN WINDS			1	100%	1
MOUNTAINVIEW URGENT CARE VALLEY		1			1
bishop rehabilitation and nursing center		1			1
LABTEST LLC LABTEST DIAGNOSTICS			1	100%	1
Manor Care Health Care Services - Williamsport North		1			1
SUMMIT LABORATORY			1	100%	1
MONROE COUNTY PUBLIC HEALTH DEPARTMENT			1	100%	1

COVID-19: testing by laboratory

Data through Apr 25, 2021 verified as of Apr 26, 2021 at 09:25 AM

Data in this report are provisional and subject to change.

The numbers in the table below represent the number of Florida and non-Florida residents for whom test results were received by the Department of Health. A person can be tested by more than one laboratory and can have both positive and negative results. **Therefore, the sum of the numbers in each column will be larger than the total number of people tested.**

Reporting lab	Inconclusive	Negative	Positive	Percent positive	Total
AUTUMN CARE OF STATESVILLE, LLC		1			1
CVS MA335POCT RAYNHAM		1			1
Encompass Health Littleton		1			1
ORLANDO PHYSICIAN NETWORK		1			1
BAPTIST HEALTH EXPRESS CARE			1	100%	1
CVS KS8573POCT OVERLAND PARK		1			1
VERITAS GENETICS, INC.			1	100%	1
FLORIDA HEALTH CARE MEDICAL GROUP		1			1
HCL LABORATORIES			1	100%	1
ELAN MANATEE			1	100%	1
REGIONAL MED CTR BAYONET POINT			1	100%	1
SOMA MEDICAL CENTER PA #2 OAKLAND			1	100%	1
Community Care Center of Heritage House, LLC			1	100%	1
MEDEXPRESS URGENT CARE, LEBANON		1			1
CLEVELAND CLINIC FLORIDA LAB			1	100%	1
ASCENSION ST VINCENT'S - WESTSIDE			1	100%	1
HORIZON MEDICAL CENTER			1	100%	1
Village Crest Center for Health & Rehabilitation		1			1
INTEGRIS SEMINOLE EMERGENCY DEPT			1	100%	1
DEACONESS URGENT CARE CENTER			1	100%	1
FAMILY MEDICINE AT KISSIMMEE		1			1
SUSAN F. WILLIAMS M.D., P.A.			1	100%	1
KIDZ FAMILY CARE			1	100%	1
FRITZINGERTOWN SENIOR LIVING		1			1
PINNACLE PAIN CENTER PS DBA LYNX HEALTHCARE		1			1
PRIMARY CARE & PEDIATRICS - SHEPHERSTOWN		1			1
Valley Center (WV)			1	100%	1
MCH PHYSICIANS GROUP			1	100%	1
PHYSICIANS LAB INC			1	100%	1
GRAND VIEW HOSPITAL			1	100%	1
OHIO VALLEY MANOR NURSING &		1			1
CONSULATE HEALTH CARE OF VERO BEACH			1	100%	1
VALLEY VISTA CARE CENTER		1			1
UMASS MEMORIAL/MARLBORO HOSPITAL			1	100%	1
Aspire Physical Recovery Center at Cahaba River		1			1
LEGACY SPECIALTY PHARMACY CORP			1	100%	1
CARENOW URGENT CARE-MURFREESBORO			1	100%	1
DE TAR HOSPITAL			1	100%	1
Grand Junction VAMC		1			1
OMNI HEALTHCARE URGENT CARE			1	100%	1
Bolingreen Health and Rehabilitation		1			1
HEALTHCARE FOR THE HOMELESS			1	100%	1
PRIMARY AND URGENT CARE			1	100%	1
ALL CHILDRENS PEDIATRIC CLINIC			1	100%	1
MEMORIAL HERMANN KATY HOSPITAL			1	100%	1
Oakland Nursing and Rehabilitation Center		1			1
NORTH BROWARD MEDICAL CENTER			1	100%	1

COVID-19: testing by laboratory

Data through Apr 25, 2021 verified as of Apr 26, 2021 at 09:25 AM

Data in this report are provisional and subject to change.

The numbers in the table below represent the number of Florida and non-Florida residents for whom test results were received by the Department of Health. A person can be tested by more than one laboratory and can have both positive and negative results. **Therefore, the sum of the numbers in each column will be larger than the total number of people tested.**

Reporting lab	Inconclusive	Negative	Positive	Percent positive	Total
BROOKS REHAB			1	100%	1
INFECTION CONTROL DEPT			1	100%	1
CSL PLASMA LAB			1	100%	1
Kroger - KR070600172		1			1
DORA HOME CARE			1	100%	1
OCEAN PEDIATRIC CARE			1	100%	1
MANHATTAN EYE EAR AND THROAT HOSPITAL		1			1
VA COMMUNITY BASED CLINIC - LAKE CITY			1	100%	1
SUSAN F WILLIAMS MD PA			1	100%	1
CLEMENT MANOR HEALTH CENTER		1			1
777 URGENT CARE			1	100%	1
ASSOCIATESMD			1	100%	1
ATMORE COMMUNITY HOSPITAL			1	100%	1
Ash Flat Healthcare and Rehabilitation Center			1	100%	1
TOMAH HEALTH			1	100%	1
Heartland Health Care Center Jacksonville			1	100%	1
BAYFRONT HEAL WOUND CARE AND HYPERBARIC CENTER			1	100%	1
FLORIDA DIGESTIVE AND LIVER SPECIALISTS			1	100%	1
ALAFAYA WOODS FAMILY MEDICAL CENTER		1			1
INTEGRATED GENETICS SEQUENOM		1			1
WALGREENS # 03608			1	100%	1
PALM BREEZE DIALYSIS			1	100%	1
SOUTH FLORIDA EVALUATION AND TREATMENT		1			1
PUBLIX PHARMACY #1114			1	100%	1
ST MARY'S OF SAGINAW		1			1
PINEVILLE PHARMACY			1	100%	1
PEACE RIVER CENTER CRISIS STABLILIZATION UNIT			1	100%	1
RAAZI CLINICAL LABORATORY LLC			1	100%	1
JUPITER MEDICAL CENTER INC			1	100%	1
Cloverdale Rehabilitation and Nursing Center		1			1
Abernethy Laurels		1			1
PAUL C SCHWARTZ & MELVIN L WEIDMAN		1			1
HACKENSACK UNIVERSITY MEDICAL CENTER		1			1
MERCY - NORTH IOWA			1	100%	1
KINGWOOD EMERGENCY HOSPITAL			1	100%	1
ST.ELIZABETH HEALTH CENTER	1				1
WEST VIRGINIA UNIVERSITY HOSPITALS			1	100%	1
MOBILE INFIRMARY MEDICAL CENTER			1	100%	1
RCP OF MEMORIAL WEST			1	100%	1
MT CARMEL NURSING HOME		1			1
BEVERLY ADVANCED PRACTICE NURSING		1			1
Encompass Health Rehab Hosp Harmarville		1			1
EVEXIA DIAGNOSTICS			1	100%	1
PEACHEALTH LABORATORIES		1			1
SARASOTA MEMORIAL HEALTHCARE			1	100%	1
Jewish Home of Rochester		1			1
UMMC MIDTOWN CAMPUS			1	100%	1

COVID-19: testing by laboratory

Data through Apr 25, 2021 verified as of Apr 26, 2021 at 09:25 AM

Data in this report are provisional and subject to change.

The numbers in the table below represent the number of Florida and non-Florida residents for whom test results were received by the Department of Health. A person can be tested by more than one laboratory and can have both positive and negative results. **Therefore, the sum of the numbers in each column will be larger than the total number of people tested.**

Reporting lab	Inconclusive	Negative	Positive	Percent positive	Total
Excel Care Center			1	100%	1
MEDIPLUS CLINIC, INC			1	100%	1
WALGREENS #07589		1			1
BORINQUEN HEALTH CENTER			1	100%	1
AHUJA MEDICAL CENTER			1	100%	1
MEDCARE-GARNERS FERRY			1	100%	1
Rio Grande City Nursing and Rehab Center			1	100%	1
PUBLIX PHARMACY #1122		1			1
MAHONEY PEDIATRICS PA			1	100%	1
CLINICAL PATHOLOGY LABORATORIES SOUTHEAST INC			1	100%	1
MARTIN ARMY COMMUNITY HOSPITAL			1	100%	1
ADVENTHEALTH PHYSICIAN GROUP - APPLEWOOD			1	100%	1
SAINT ALPHONSUS REGIONAL MEDICAL CENTER			1	100%	1
KATHY L ANDERSON DO PA			1	100%	1
DISCOVERY AT HOME, LLC			1	100%	1
REHABILITATION CENTER OF ALBUQUERQUE		1			1
WORKCARE, INC GLOBALFOUNDRIES			1	100%	1
LIFESPAN HEALTH - SELMER		1			1
Kroger 353 - The Little Clinic Harpers Point		1			1
Hearthstone Nursing and Rehabilitation Center		1			1
LOUISIANA STATE LAB			1	100%	1
ALLIANCE LABORATORY SERVICES			1	100%	1
PROVIDENCE ST PETER HOSPITAL		1			1
LIFECARE MEDICAL CENTER			1	100%	1
ALLEGANY COUNTY DEPARTMENT OF HEALTH		1			1
CITRONELLE HEALTH AND REHABILITATION CENTER		1			1
CVS SC7012POCT BALLENTINE			1	100%	1
Friendship Manor Inc.		1			1
PROVIDENCE ST. PATRICK HOSPITAL			1	100%	1
MARION GENERAL HOSPITAL			1	100%	1
PANCARE HEALTH - CARR ELEM & MIDDLE SCHOOL			1	100%	1
ELEMENTS PHARMACY			1	100%	1
CONCENTRA - LEESBURG		1			1
SUMMIT DETOX INC			1	100%	1
LABWORKS LLC			1	100%	1
ACCESS TOTAL CARE			1	100%	1
SPECIALTY MOLECULAR - DENVER			1	100%	1
SUMMERLIN MEDICAL CENTRE			1	100%	1
Quince Nursing and Rehabilitation Center		1			1
LP Marietta II, LLC		1			1
MCCORMICK AMBULANCE		1			1
VIP FAMILY PRACTICE			1	100%	1
PHYSICIANS OF CENTRAL FLORIDA			1	100%	1
PATEL MINESH		1			1
TILE PHARMACY		1			1
LUMICO LIFE INSURANCE COMPANY		1			1
NEXT LEVEL URGENT CARE (WOODLANDS)			1	100%	1

COVID-19: testing by laboratory

Data through Apr 25, 2021 verified as of Apr 26, 2021 at 09:25 AM

Data in this report are provisional and subject to change.

The numbers in the table below represent the number of Florida and non-Florida residents for whom test results were received by the Department of Health. A person can be tested by more than one laboratory and can have both positive and negative results. **Therefore, the sum of the numbers in each column will be larger than the total number of people tested.**

Reporting lab	Inconclusive	Negative	Positive	Percent positive	Total
YOUR GOOD HEALTH MEDICAL GROUP PA			1	100%	1
CHILDREN'S AT SATELLITE BOULEVARD URGE		1			1
Life Care Center of Auburn		1			1
WEST FLORIDA MEDICAL ASSOCIATES PA			1	100%	1
SENCARE MANAGEMENT		1			1
MEADOWS PARK HEALTH AND REHABILITATION		1			1
CARING PROFESSIONAL HEALTH CARE LLC		1			1
Orange City Nursing and Rehab Center			1	100%	1
MINUTECLINIC DIAGNOSTIC OF TN PC #6437		1			1
RIDGE OPTUM FLORIDA			1	100%	1
GENERATIONS CENTER OF SPENCER		1			1
SAINT AGNES HOSPITAL			1	100%	1
WALGREENS #10854		1			1
BAY AREA HOSPITAL LAB & HST		1			1
UNIVERSITY OF MIAMI PRIMARY CARE SITE UMHC 3039			1	100%	1
MANHATTAN COLLEGE HEALTH SERVICES		1			1
MERCY GENERAL HOSPITAL			1	100%	1
CVS MI22230CV WAYNE COUNTY COMMUNITY COLLEGE			1	100%	1
MARTIN MEMORIAL MEDICENTER			1	100%	1
CSI LABORATORIES FLORIDA			1	100%	1
PULMONARY MEDICINE		1			1
Greenhaven Health and Rehabilitation		1			1
REDMOND URGENT CARE			1	100%	1
Waters of Covington		1			1
THE CLINIC ON SIXTH			1	100%	1
CRYSTAL RIVER FIRE DEPARTMENT			1	100%	1
Citadel		1			1
PM PEDIATRICS PC			1	100%	1
LEHIGH REGIONAL WOUND CENTER			1	100%	1
MEDEXPRESS URGENT CARE - HAMILTON SQUA		1			1
NEW RIVER HEALTH DISTRICT			1	100%	1
CARESPOT - LEE VISTA			1	100%	1
CAREATC - PALM HARBOR			1	100%	1
Lutheran Community at Telford		1			1
Kroger 705 - The Little Clinic Richmond		1			1
VICTORIA PAIN AND REHABILITATION CENTER			1	100%	1
KID FIXERS		1			1
Kroger 699 - The Little Clinic Smyrna		1			1
LCMC LAB SUBSECTION		1			1
Waddell Nursing & Rehab Center		1			1
SOUTHERN OHIO MEDICAL CENTER			1	100%	1
SILVERMAN			1	100%	1
GENESEE COUNTY HEALTH DEPARTMENT		1			1
PERRY COUNTY NURSING HOME		1			1
REELFOOT FAMILY WALK-IN CLINIC		1			1
UPMC NORTHWEST HOSPITAL			1	100%	1
AURORA CONSOLIDATED LABORATORY			1	100%	1

COVID-19: testing by laboratory

Data through Apr 25, 2021 verified as of Apr 26, 2021 at 09:25 AM

Data in this report are provisional and subject to change.

The numbers in the table below represent the number of Florida and non-Florida residents for whom test results were received by the Department of Health. A person can be tested by more than one laboratory and can have both positive and negative results. **Therefore, the sum of the numbers in each column will be larger than the total number of people tested.**

Reporting lab	Inconclusive	Negative	Positive	Percent positive	Total
HERNANDO COUNTY HEALTH DEPT			1	100%	1
Kroger 523 - The Little Clinic Dickson			1	100%	1
SISTERS MISSION			1	100%	1
Biopharmaceutics Laboratory Section		1			1
HEALTH ALLIANCE			1	100%	1
VETERANS AFFAIRS MEDICAL CENTER - EAST ORANGE			1	100%	1
STAMFORD HOSPITAL			1	100%	1
FAIRVIEW HOSPITAL			1	100%	1
CEDAR CREST HEALTH CENTER		1			1
Walgreens #17445		1			1
Keller Landing Center		1			1
Longwood Community Living Center		1			1
CARE STATION MEDICAL GROUP		1			1
CHILTON MEDICAL CENTER		1			1
PUBLIX PHARMACY #0332		1			1
C A R E S		1			1
NORTH FLORIDA CHILD DEVELOPMENT, INC			1	100%	1
CATHEDRAL GERONTOLOGY CENTER DBA CATHEDRAL CARES			1	100%	1
MODERN URGENT CARE			1	100%	1
MEDICAL ASSOCIATES OF THE SHOALS		1			1
Kroger - KRO62000426			1	100%	1
SANFORD LABORATORY BISMARCK			1	100%	1
ALL AMERICAN FAMILY AND GERIATRIC CARE			1	100%	1
INDIANA STATE DEPARTMENT OF HEALTH CLINIC MICROBIOLOGY		1			1
White River Health Care Center		1			1
MINNESOTA HERITAGE HOUSE		1			1
RED HOOK FAMILY PRACTICE		1			1
Hillside Manor Rehabilitation and Extended Care Center		1			1
EUGENE T FINAN, MD			1	100%	1
PEDRO MENENDEZ HEALTH CENTER AT ST JOHNS			1	100%	1
SIGNATURE HEALTHCARE OF BUCKHEAD		1			1
OMAHA VA MEDICAL CENTER			1	100%	1
TITUSVILLE TOWERS ASSISTED LIVING		1			1
WVU MEDICINE - WESTON			1	100%	1
MADISON REHABILITATION HOSPITAL		1			1
Eddy Memorial Geriatric Center		1			1
Kroger 717 - The Little Clinic Dolphin Drive			1	100%	1
UHS BINGHAMTON GENERAL			1	100%	1
FALKVILLE HEALTHCARE		1			1
MEDCOR INC			1	100%	1
Kroger 395 - The Little Clinic Blanchester		1			1
BRADENTON DIALYSIS			1	100%	1
ADVENTHEALTH MEDICAL GROUP INTERNAL MEDICINE AT MILLS			1	100%	1
MEDSTAR HEALTH URGENT CARE			1	100%	1
HEALTH CLINIC,THE		1			1
Kroger 805 - The Little Clinic Lewis Center		1			1
HARDEN DIALYSIS		1			1

COVID-19: testing by laboratory

Data through Apr 25, 2021 verified as of Apr 26, 2021 at 09:25 AM

Data in this report are provisional and subject to change.

The numbers in the table below represent the number of Florida and non-Florida residents for whom test results were received by the Department of Health. A person can be tested by more than one laboratory and can have both positive and negative results. **Therefore, the sum of the numbers in each column will be larger than the total number of people tested.**

Reporting lab	Inconclusive	Negative	Positive	Percent positive	Total
DORNOCH PLACE DEL PRADO		1			1
GEORGETOWN URGENT CARE			1	100%	1
ADVOCATE GOOD SAMARITAN			1	100%	1
OMC PRIMARY CARE - HOSPITAL CAMPUS			1	100%	1
FAST AID URGENT CARE			1	100%	1
The Center at Centennial			1	100%	1
DUKE UNIVERSITY MEDICAL CENTER			1	100%	1
TMH PHYSICIAN PARTNERS QUINCY			1	100%	1
KISSIMMEE HOME TRAINING		1			1
TEXAS HEALTH ARLINGTON MEMORIAL HOSPITAL			1	100%	1
LOUIS A JOHNSON VAMC		1			1
Senatobia Healthcare & Rehab		1			1
SUMMER PLACE NURSING & REHABILITATION		1			1
TEXAS HEALTH ARLINGTON MEMORIAL		1			1
ACUTE AND COMMUNICABLE DISEASE PREVENTION			1	100%	1
CVS CT2210POCT RIVERSIDE		1			1
ABINGTON MEMORIAL HOSPITAL			1	100%	1
Kroger 838 - The Little Clinic Fairborn		1			1
NATION'S BEST CARE HOME HEALTH			1	100%	1
FAMILY MEDICAL CARE OF MOUNT DORA INC			1	100%	1
TRUMAN MEDICAL CENTER - HOSPITAL HILL			1	100%	1
HOSPITALS OF PROVIDENCE TRANSMOUNTAIN CAMPUS, THE			1	100%	1
PALMETTO CHARTER SCHOOL		1			1
WELLMED AT LONGWOOD			1	100%	1
ELDERWOOD AT WAVERLY		1			1
MEDCARE QUALITY MEDICAL CENTER LLC			1	100%	1
CLIFTON SPRINGS		1			1
MISSION HOSPITAL – MEMORIAL CAMPUS			1	100%	1
QUINCY DIALYSIS			1	100%	1
CONCORDIA MANOR			1	100%	1
AURORA HEALTH CARE METRO INC			1	100%	1
CareATC - Columbia College #58		1			1
HARDIN HEALTH INC		1			1
SIGNATURE CARE MEMORIAL CITY			1	100%	1
Signature Healthcare of Fort Wayne		1			1
VA Boston HCS-Brockton Division		1			1
Indian Oaks Living Center		1			1
CHI ST. LUKE'S HEALTH BCM MEDICAL CENTER			1	100%	1
VERMONT DEPT OF HEALTH LABORATORY			1	100%	1
ODESSA MEMORIAL HOSPITAL			1	100%	1
URGENT CARE 24/7 TAMPA			1	100%	1
WASHINGTON CENTER FOR REHABILITATION A		1			1
MEDEXPRESS URGENT CARE, EDWARDSVILLE		1			1
EASTSIDE URGENT CARE			1	100%	1
CVS CT692POCT NORTH HAVEN		1			1
SYNERGENE LABORATORY			1	100%	1
Walgreens #10851		1			1

COVID-19: testing by laboratory

Data through Apr 25, 2021 verified as of Apr 26, 2021 at 09:25 AM

Data in this report are provisional and subject to change.

The numbers in the table below represent the number of Florida and non-Florida residents for whom test results were received by the Department of Health. A person can be tested by more than one laboratory and can have both positive and negative results. **Therefore, the sum of the numbers in each column will be larger than the total number of people tested.**

Reporting lab	Inconclusive	Negative	Positive	Percent positive	Total
ALPHA CLINICAL LABORATORY CORP.			1	100%	1
CANDLER HOSPITAL			1	100%	1
SPRING VALLEY HOSPITAL MEDICAL CENTER			1	100%	1
VALLEY HOSPITAL MEDICAL CENTER		1			1
KAISER PERMANENTE REGIONAL REFERENCE LABORATORY		1			1
Shelbyville Manor		1			1
STANDIFER PLACE		1			1
SHANNON MEDICAL CENTER			1	100%	1
WALGREENS #11572		1			1
WINCHESTER HOSPITAL			1	100%	1
BOCA RATON PHYSICIANS PA			1	100%	1
IVAN, MAYA			1	100%	1
Advanced Rehabilitation of Vernon		1			1
FAMILY MEDICAL CENTRE			1	100%	1
MID FLORIDA BIOLOGICALS			1	100%	1
LAKE COMMUNITY ACTION AGENCY		1			1
SHRIVERS PHARMACY AND WELLNESS CENTER			1	100%	1
BISHOP KEARNEY		1			1
ELKHART GENERAL HOSPITAL			1	100%	1
URGENTMED			1	100%	1
CLARKSVILLE HEALTH SYSTEM			1	100%	1
HALIFAX HEALTH PRIMARY CARE ORMOND			1	100%	1
AMERICAN FAMILY CARE - SMYRNA			1	100%	1
MEMORIALCARE LONG BEACH MEDICAL CENTER			1	100%	1
NANCY M WORTHINGTON MD PA			1	100%	1
MED TECH CLINICAL LABORATORY		1			1
KENDALL PEDIATRICS PARTNERS LLC			1	100%	1
PALM BEACH COUNTY HEALTH DEPT.			1	100%	1
BAPTIST HEALTH FLOYD			1	100%	1
Mayfair Village Nursing Care Center		1			1
KIOSK MEDICINE OF KENTUCKY LLC		1			1
ENT & ALLERGY ASSOCIATES, LLP - SLEEPY HOLLOW (ABBOTT)		1			1
MISSOURI DEPT. OF HEALTH			1	100%	1
HILTON HEAD HOSPITAL/INPATIENT			1	100%	1
MANOR CARE OF DELRAY BEACH FL LLC		1			1
UT HEALTH RIO GRANDE VALLEY PRIMARY CARE AT			1	100%	1
SACRED HEART HOSPITAL NURSING			1	100%	1
MEDEXPRESS NORTHSIDE			1	100%	1
UNIVERSITY OF TOLEDO MEDICAL CENTER			1	100%	1
QLABS			1	100%	1
ADVENTHEALTH MEDICAL GROUP OBSTETRICS AND			1	100%	1
DAYTONA BEACH DIALYSIS			1	100%	1
ST. JOHN HOSPITAL & MEDICAL CENTER			1	100%	1
SPHERE DX			1	100%	1
ORMOND BEACH DIALYSIS			1	100%	1
EILEEN TURBESSI MD PA		1			1
WY RETIREMENT CENTER		1			1

COVID-19: testing by laboratory

Data through Apr 25, 2021 verified as of Apr 26, 2021 at 09:25 AM

Data in this report are provisional and subject to change.

The numbers in the table below represent the number of Florida and non-Florida residents for whom test results were received by the Department of Health. A person can be tested by more than one laboratory and can have both positive and negative results. **Therefore, the sum of the numbers in each column will be larger than the total number of people tested.**

Reporting lab	Inconclusive	Negative	Positive	Percent positive	Total
EAST TENNESSEE STATE UNIVERSITY		1			1
Birmingham Nursing & Rehab Center		1			1
NORTHSIDE FAMILY MEDICINE		1			1
DYNACARE NORTHWEST INC			1	100%	1
LAREDO CARE CLINIC NORTH		1			1
LOPEZ		1			1
CRUSADER COMMUNITY HEALTH			1	100%	1
VIRGINIA CVS PHARMACY, LLC DBA CVS/PHARMACY #1884		1			1
Kroger 433 - The Little Clinic Atoka		1			1
KNOX COMMUNITY HOSPITAL			1	100%	1
MOUNT SINAI MEDICAL CENTER OF FLORIDA INC			1	100%	1
INDIAN RIVER CLINICAL LABORATORY, INC.		1			1
GARDENS PEDIATRICS LAB			1	100%	1
UF HEALTH - WILDLIGHT			1	100%	1
FLORIDA ORTHOPAEDIC INSTITUTE SURGERY		1			1
PARK CITY HOSPITAL - RESPIRATORY CARE SERVICES			1	100%	1
VCU HEALTH SYSTEM AUTHORITY - MCV HOSPITALS			1	100%	1
ORCHARD PARK HEALTH CARE AND REHABILITATION CENTER		1			1
LINK PHARMACY LLC		1			1
LEGACY AT HIGHWOODS PRESERVE		1			1
Canandaigua VAMC		1			1
PHYSICIANS IMMEDIATE CARE			1	100%	1
MEDICAL ASSOCIATES OF PINELLAS - LAB			1	100%	1
Walgreens #19461		1			1
Encompass Health Rehab Hosp Salisbury		1			1
Kroger 367 - The Little Clinic Walton		1			1
Smg/North Jersey Hematology & Oncology		1			1
WELLMED AT BAY AREA		1			1
HEALTH FIRST HOME CARE		1			1
CONVENIENT URGENT CARE			1	100%	1
WESLEY LONG HOSPITAL			1	100%	1
FLORHAM PARK ENDOSCOPY CENTER		1			1
Northern Nevada State Veterans Home		1			1
GOLDING-GRANADO MEDICAL ASSOCIATES		1			1
LOURDES URGENT CARE			1	100%	1
MINUTE CLINIC DIAGNOSTICS OF IN, LLC #6252		1			1
PIEDMONT NEWTON HOSPITAL		1			1
CDR MAGUIRE - STUART MISSION			1	100%	1
Juniper Village at Bucks County		1			1
PHYSICIANS PREMIER ER- CENTRAL AUSTIN			1	100%	1
Oregon Veterans Home The Dalles		1			1
SCRIPPS MERCY HOSPITAL			1	100%	1
BHS PHYSICIAN NETWORK			1	100%	1
CAREWELL 203			1	100%	1
HEARTLAND OF MARIETTA OH LLC DBA		1			1
FAMILY AND INTERNAL MEDICINE ASSOCIATES		1			1
PATHOLOGY		1			1

COVID-19: testing by laboratory

Data through Apr 25, 2021 verified as of Apr 26, 2021 at 09:25 AM

Data in this report are provisional and subject to change.

The numbers in the table below represent the number of Florida and non-Florida residents for whom test results were received by the Department of Health. A person can be tested by more than one laboratory and can have both positive and negative results. **Therefore, the sum of the numbers in each column will be larger than the total number of people tested.**

Reporting lab	Inconclusive	Negative	Positive	Percent positive	Total
NATIONAL INSTITUTES OF HEALTH CLINICAL CENTER			1	100%	1
LRHS Pablo Urgent Care		1			1
GENESIS CARE USA OF FLORIDA, LLC			1	100%	1
NORTHEAST BAPTIST HOSPITAL			1	100%	1
CORONA CONCIERGE, LLC		1			1
NEW ERA COMMUNITY HEALTH CENTER LLC		1			1
OCALA RKC EAST HEMO #1			1	100%	1
Arch Plaza Nursing and Rehabilitation Center			1	100%	1
MARINA DEL REY HOSPITAL LAB			1	100%	1
PATIENT FIRST - HAMILTON		1			1
SKY RIDGE MEDICAL CENTER - MICRO			1	100%	1
SHAMRA MEDICAL LABORATORY			1	100%	1
Central Alabama Veterans HCS - West Campus		1			1
Newton Wellesley Center for Alzheimer's Care		1			1
MEDEXPRESS URGENT CARE - UNIONTOWN		1			1
THE MEDICAL CENTER AT SCOTTSVILLE			1	100%	1
CHILDREN'S AT CHAMBLEE BROOKHAVEN URGE		1			1
BALLAD HEALTH MEDICAL ASSOCIATES URGENT CARE			1	100%	1
UCH LAB			1	100%	1
CORNERSTONE OF RECOVERY INC		1			1
MARYLAND DEPARTMENT OF HEALTH AND MENTAL HYGIENE-LABORATORIES			1	100%	1
ER NEAR ME HULEN		1			1
MEDEXPRESS URGENT CARE - WAYNESBURG		1			1
MEDICAL CENTER AFFILIATES PALM SPRINGS			1	100%	1
Brown Memorial Home		1			1
FIU HEALTH CARE CENTER			1	100%	1
EVENTIDE LUTHERAN HOME		1			1
CVS MA1875POCT ASHLAND			1	100%	1
BNJ		1			1
WEST CARVER MEDICAL ASSOCIATES		1			1
ANSWERS RESOURCE FACILITY		1			1
EAST FL CORE LAB			1	100%	1
FRESENIUS KIDNEY CARE OF CLERMONT WEST			1	100%	1
CAH ACQUISITION COMPANY 11 LLC			1	100%	1
Sky View Rehabilitation and Health Care Center		1			1
VANAJA SUREDDI MD PA			1	100%	1
PATHLAB SERVICES			1	100%	1
PANCARE HEALTH - NORTHSIDE ELEMENTARY			1	100%	1
Arbor Springs Health and Rehab		1			1
WALGREENS #09456		1			1
PUBLIX PHARMACY #1488		1			1
Sarah A. Todd Memorial Home		1			1
SUNRISE CLINIC SANTA ROSA		1			1
TUNIS STREET GROUP HOME		1			1
SEASONS HOSPICE AND PALLIATIVE CARE OF			1	100%	1
TMH CANCER CENTER LABORATORY			1	100%	1
USA Healthcare LTC, LLC - Folsom Center for Rehabilitation & Healthca		1			1

COVID-19: testing by laboratory

Data through Apr 25, 2021 verified as of Apr 26, 2021 at 09:25 AM

Data in this report are provisional and subject to change.

The numbers in the table below represent the number of Florida and non-Florida residents for whom test results were received by the Department of Health. A person can be tested by more than one laboratory and can have both positive and negative results. **Therefore, the sum of the numbers in each column will be larger than the total number of people tested.**

Reporting lab	Inconclusive	Negative	Positive	Percent positive	Total
DR BAWA AND ASSOCIATES			1	100%	1
CONCIERGE IV NUTRITION			1	100%	1
LOWER KEYS COMMUNITY HEALTH CENTER			1	100%	1
METRO HEALTH HOSPITAL LABORATORY		1			1
Kroger 518 - The Little Clinic Hermitage		1			1
BROCK HUGHES MEDICAL CENTER			1	100%	1
PRIMEX CLINICAL LABORATORIES INC			1	100%	1
LAS PALOMAS SENIOR LIVING		1			1
Hawthorne House		1			1
LANCASHIRE HALL NURSING AND REHABILITATION CENTER		1			1
MOUNT SINAI COMPREHENSIVE CANCER CENTER			1	100%	1
COVE AT THE MARBELLA,THE			1	100%	1
BAPTIST EMERGENCY HOSPITAL - KELLY			1	100%	1
SC-GA2018 THE RIDGE REHABILITATION & H		1			1
BAYSTATE REFERENCE LABORATORY			1	100%	1
EMERGENCY CARE SERVICES LAB AT JFK MEDICAL CENTER			1	100%	1
VERIFY LABS			1	100%	1
WALGREENS #10308		1			1
ACCESS HEALTH CARE PHYSICIANS, LLC		1			1
BMC/NASSAU			1	100%	1
PHYSICIANS ASSOCIATES			1	100%	1
RIVIERA BEACH HEALTH CENTER LAB			1	100%	1
BLACK SHEEP MEDICAL			1	100%	1
Kroger 006 - The Little Clinic Uintah Gardens		1			1
DSI LABORATORIES-NAPLES-7TH			1	100%	1
CVS AZ69POCT PEORIA		1			1
FIVE STAR PREMIER RESIDENCES OF POMPANO BEACH			1	100%	1
Kroger 016 - The Little Clinic Centennial		1			1
RAPID CITY REGIONAL HOSPITAL -579 ATTN. LABORATORY		1			1
Mountain View Manor			1	100%	1
WALKIN MEDICAL URGENT CARE,NEW CITY			1	100%	1
JOHN D. ARCHBOLD MEMORIAL HOSPITAL			1	100%	1
PRIMBIO RESEARCH INSTITUTE LLC		1			1
SANTA ROSA PEDIATRICS			1	100%	1
Alexandria Place		1			1
DOCTORS HEARING			1	100%	1
COSTAMED GRUPO MEDICO			1	100%	1
DELTONA VA CBOC		1			1
PEDIATRIC PARTNERS OF ZEPHYRHILLS PA			1	100%	1
HOME AIDE SVC OF EASTERN NY INC D/B/A		1			1
KIDSVILLE PEDIATRICS III PA			1	100%	1
LABONE		1			1
TruCare Living Centers - Columbus		1			1
Lopatcong Center		1			1
MALUHIA		1			1
Avista Nursing and Rehab			1	100%	1
PLEASANT RIDGE MANOR WEST		1			1

COVID-19: testing by laboratory

Data through Apr 25, 2021 verified as of Apr 26, 2021 at 09:25 AM

Data in this report are provisional and subject to change.

The numbers in the table below represent the number of Florida and non-Florida residents for whom test results were received by the Department of Health. A person can be tested by more than one laboratory and can have both positive and negative results. **Therefore, the sum of the numbers in each column will be larger than the total number of people tested.**

Reporting lab	Inconclusive	Negative	Positive	Percent positive	Total
INHEALTH LIFE SCIENCES LLC			1	100%	1
LOGAN COUNTY HOSPITAL			1	100%	1
Parkview Care and Rehabilitation Center		1			1
PELICAN STATE OUTPATIENT CENTER			1	100%	1
Holly Hill Healthcare Center			1	100%	1
Villages of St.Peters		1			1
EUROFINS PHOENIX			1	100%	1
RYE BEACH PHARMACY INC		1			1
PALM COAST DRAW STATION/AMERICAN HEALTH ASSOCIATES		1			1
GARDENS AT MAPLEWOOD			1	100%	1
BSA PHYSICIANS GROUP, INC D/B/A BSA FAMILY MEDICAL			1	100%	1
CAPITAL HEALTH PLAN - GOVERNORS SQUARE			1	100%	1
Kingston Care Center of Fort Wayne		1			1
OAKWOOD HOSPITAL - SOUTHSORE			1	100%	1
DPH OP LAB			1	100%	1
MOSOLF PEDIATRICS PA			1	100%	1
SOUTHEAST MISSOURI HOSPITAL		1			1
Brownwood Nusing & Rehabilitation		1			1
BELLMORE PEDIATRICS		1			1
VISTA LAKE ASSISTED LIVING			1	100%	1
ANDERSON FAMILY MEDICINE			1	100%	1
HOLYCROSS URGENT CARE AND IMAGING CENTER		1			1
LAS PALMAS MEDICAL CENTER			1	100%	1
MEDICAL COLLEGE OF GEORGIA MEDICAL CENTER			1	100%	1
Kroger 970 - The Little Clinic Westfield			1	100%	1
The Evangelical Lutheran Good Samaritan Society Prescott Village		1			1
METROPOLITAN			1	100%	1
Greencroft Goshen		1			1
CVS OH3306POCT AKRON		1			1
EXPRESS WALK IN MEDICAL CENTER			1	100%	1
BETHESDA DIALYSIS			1	100%	1
GARDEN VIEW CARE CENTER		1			1
CENTRAL JERSEY URGENT CARE OF GREEN BR		1			1
REDSTONE REHABILITATION & NURSING CENT		1			1
ALDEN PHARMACY		1			1
Le Roy Village Green		1			1
LAKELAND MEDICAL CENTER			1	100%	1
BOCA CIEGA CENTER			1	100%	1
ASSURANCE HEALTHCARE AND COUNSELING CENTER		1			1
Kroger 390 - The Little Clinic North College Hill		1			1
LAKE REGIONAL HEALTH			1	100%	1
Coos County Nursing Home		1			1
ORCHID TERRACE		1			1
JUPITER MEDICAL GROUP			1	100%	1
ELMCROFT OF TIMBERLIN PARC			1	100%	1
The Carrington		1			1
UT HEALTH RGV CLINICAL LABORATORY			1	100%	1

COVID-19: testing by laboratory

Data through Apr 25, 2021 verified as of Apr 26, 2021 at 09:25 AM

Data in this report are provisional and subject to change.

The numbers in the table below represent the number of Florida and non-Florida residents for whom test results were received by the Department of Health. A person can be tested by more than one laboratory and can have both positive and negative results. **Therefore, the sum of the numbers in each column will be larger than the total number of people tested.**

Reporting lab	Inconclusive	Negative	Positive	Percent positive	Total
Alden Lincoln Park			1	100%	1
CVS NE8626POCT LINCOLN		1			1
Pelican Health Norfolk			1	100%	1
Kroger 670 - The Little Clinic Dawson Forest Rd & Hwy 19		1			1
Parkview Care Center			1	100%	1
HUNEYCUTT FAMILY PRACTICE			1	100%	1
ALIMETRIX INC		1			1
FLORIDA HOME HEALTH			1	100%	1
RED BUG LAKE ROAD OVIEDO COVID			1	100%	1
TIMPANOGOS REGIONAL HOSPITAL			1	100%	1
SIGNATURE CARE COLLEGE STATION			1	100%	1
AMALIA'S COMMUNITY CLINIC, CORP			1	100%	1
MEDTOWN PHARMACY			1	100%	1
UFHEALTH			1	100%	1
Mayaguez Outpatient Clinic		1			1
Ideal Senior Living Center		1			1
SURGERY CENTER, THE			1	100%	1
ManorCare Yeadon		1			1
LAKE MARY OPTUM FLORIDA			1	100%	1
Fairview			1	100%	1
LYSTER MAIN LAB, FT RUCKER		1			1
Heritage Health of Peru			1	100%	1
YOUTH HEALTH CENTER OF HUNTINGTON		1			1
Summit Medical Group Morristown Oncology		1			1
Kroger 531 - The Little Clinic Waterville		1			1
OCEANVIEW NURSING AND REHABILITAION CENTER			1	100%	1
B2 URGENT CARE			1	100%	1
Good Samaritan Society - Albion		1			1
JAX FAMILY CARE		1			1
EMERSON HOSPITAL LABORATORY			1	100%	1
ASHLEY PEDIATRICS DAY AND NIGHT CLINIC			1	100%	1
St. Mary's Care Center		1			1
SPINE & PAIN CONSULTANT PLLC		1			1
JACKSON MADISON CO. GEN. HOSPITAL			1	100%	1
BEAUMONT HOSPITAL			1	100%	1
PEDIATRIC URGENT CARE CENTR OF FORT WORTH-LA GRAN			1	100%	1
WYOMING COUNTY DEPARTMENT OF HEALTH		1			1
LITTLE FALLS HOSPITAL LABORATORY		1			1
BETHESDA HEALTH PHYSICIANS GROUP		1			1
BLUFFTON HEALTH CENTER			1	100%	1
Kroger 447 - The Little Clinic Lebanon		1			1
Kroger 825 - The Little Clinic Dorothy Lane		1			1
CVS IL7142POCT LOCKPORT		1			1
KINGMAN REGIONAL MEDICAL CENTER			1	100%	1
Vi at Aventura		1			1
UNITYPOINT HEALTH TRINITY			1	100%	1
Lakeland Nursing and Rehabilitation Center LLC		1			1

COVID-19: testing by laboratory

Data through Apr 25, 2021 verified as of Apr 26, 2021 at 09:25 AM

Data in this report are provisional and subject to change.

The numbers in the table below represent the number of Florida and non-Florida residents for whom test results were received by the Department of Health. A person can be tested by more than one laboratory and can have both positive and negative results. **Therefore, the sum of the numbers in each column will be larger than the total number of people tested.**

Reporting lab	Inconclusive	Negative	Positive	Percent positive	Total
COURTLAND TERRACE		1			1
CAMBRIDGE HEALTH ALLIANCE			1	100%	1
Country View of Sunbury			1	100%	1
A.G. Rhodes		1			1
Kroger 57 - The Little Clinic Jay C Charlestown		1			1
CYPRESS VILLAGE REHAB CENTER		1			1
ONPOINT URGENT CARE			1	100%	1
MERCYONE DES MOINES MEDICAL CENTER			1	100%	1
UNIVERSITY OF BALTIMORE WASHINGTON MEDICAL CENTER			1	100%	1
Kroger 698 - The Little Clinic 14th Street/Bell		1			1
YOUR HEALTH PEDIATRICS INC			1	100%	1
APC HEALTH LLC			1	100%	1
NORWALK HOSPITAL			1	100%	1
CHC SOUTHWEST FLORIDA LAB-LIVE			1	100%	1
ARBOR DIAGNOSTICS, INC		1			1
VA Central California HCS		1			1
Kroger 481 - The Little Clinic Houston Levee		1			1
COMMUNITY HOSPITALS INDIANAPOLIS			1	100%	1
CHILDREN'S NATIONAL MEDICAL CENTER			1	100%	1
REGENTS PARK OF JACKSONVILLE			1	100%	1
NORTH SHORE MEDICAL CENTER - SALEM HOSPITAL			1	100%	1
GIFFORD MEMORIAL HOSPITAL		1			1
BAPTIST HOSPITAL EAST			1	100%	1
Linley Park Rehabilitation & Healthcare Center		1			1
PARRISH MEDICAL GROUP			1	100%	1
Willow Ridge Center		1			1
COLUMBIA CREST CARE & RAHAB		1			1
Schenectady Center for Rehabilitation & Nursing		1			1
TAYLOR COUNTY HEALTH DEPARTMENT			1	100%	1
CLEVELAND CLINIC AKRON GENERAL			1	100%	1
NHC Sequatchie		1			1
CENTRAL TX URGENT CARE			1	100%	1
GOOD PEDIATRICS			1	100%	1
Walgreens #5914		1			1
GABRIELA GOLDSTEIN MD PA			1	100%	1
SUTTER GOULD MEDICAL FOUNDATION			1	100%	1
SMITH			1	100%	1
STANLY REGIONAL MEDICAL CENTER			1	100%	1
FLORIDA STATE UNIVERSITY HEALTH SERVICES			1	100%	1
WINDMOOR HEALTHCARE			1	100%	1
JOHNSON MEDICAL SERVICES			1	100%	1
COMMUNITY			1	100%	1
BROOKDALE FORT MYERS LAKES PARK			1	100%	1
BRANDON OUTREACH CLINIC			1	100%	1
Brookdale Southside			1	100%	1
QUICKCARE HEALTH, INC			1	100%	1
SOUTHWEST REGIONAL PCR LABORATORY			1	100%	1

COVID-19: testing by laboratory

Data through Apr 25, 2021 verified as of Apr 26, 2021 at 09:25 AM

Data in this report are provisional and subject to change.

The numbers in the table below represent the number of Florida and non-Florida residents for whom test results were received by the Department of Health. A person can be tested by more than one laboratory and can have both positive and negative results. **Therefore, the sum of the numbers in each column will be larger than the total number of people tested.**

Reporting lab	Inconclusive	Negative	Positive	Percent positive	Total
HARDEE COUNTY FIRE RESCUE		1			1
MEDLABS OF FLORIDA LLC D/B/A MEDLABS DIAGNOSTICS		1			1
WALGREENS #15369		1			1
Luling Living Center		1			1
FLORIDA MEDICAL CLINIC, PA		1			1
Walgreens #12695			1	100%	1
CATERPILLAR INC - MIAMI DISTRIBUTION CENTER			1	100%	1
			1	100%	1
HYDE PARK MEDICAL CENTER		1			1
UNIVERSITY OF WASHINGTON DEPT OF LAB MEDICINE			1	100%	1
POMPANO BEACH ARTIFICIAL KIDNEY CENTER			1	100%	1
Garden Villa Bedford		1			1
VALUE DRUG STORES INC		1			1
ANDREWS INSTITUTE AMBULATORY SURGERY CENTER		1			1
NCH HEALTHCARE CREEKSIDE ENDOSCOPY			1	100%	1
ELLIS HOSPITAL URGENT CARE CENTER LAB		1			1
WALGREENS #06025		1			1
Heritage Inn Health and Rehabilitation		1			1
CONNECTICUT PEDIATRICS @ CHC		1			1
COSTCO PHARMACY #1023			1	100%	1
WELLCARE URGENT CARE			1	100%	1
Wrightsville Manor Health and Rehab		1			1
CVS NV9586POCT RENO		1			1
THE EMORY CLINIC			1	100%	1
ACUPATH LABORATORIES INC			1	100%	1
LAKE MARY DIALYSIS			1	100%	1
INDIAN RIVER SHERIFF OFFICE		1			1
INTERFAITH MEDICAL CENTER		1			1
MICROBIOLOGY DEPARTMENT			1	100%	1
COUNTY OF HAMILTON			1	100%	1
PATHOLOGYT & LAB MEDICINE SERVICES			1	100%	1
Good Samaritan Society - Mountian Lake		1			1
ALLIANCE MD DIRECT PRIMARY CARE			1	100%	1
LAKEVIEW REGIONAL HOSPITAL			1	100%	1
METROWEST MEDICAL CENTER - FRAMINGHAM			1	100%	1
Court House Center		1			1
MEDICAL SPECIALISTS OF THE PALM BEACHES INC			1	100%	1
AESTHETIC PHYSICIANS PC			1	100%	1
PEACE HEALTH FAMILY MEDICINE AT 87TH AVE		1			1
ADVENTHEALTH WOUND CARE CENTER			1	100%	1
FAMILY MEDICAL CLINIC KENDALL LLC			1	100%	1
FLORIDA DEPARTMENT OF HEALTH PALM BEACH COUNTY			1	100%	1
CHP COVID-19 (TX)			1	100%	1
Bethany Manor		1			1
WORKFORCE HEALTH DEPARTMENT			1	100%	1
STONESPRINGS HOSPITAL CENTER			1	100%	1
MY URGENT CARE CLINIC			1	100%	1

COVID-19: testing by laboratory

Data through Apr 25, 2021 verified as of Apr 26, 2021 at 09:25 AM

Data in this report are provisional and subject to change.

The numbers in the table below represent the number of Florida and non-Florida residents for whom test results were received by the Department of Health. A person can be tested by more than one laboratory and can have both positive and negative results. **Therefore, the sum of the numbers in each column will be larger than the total number of people tested.**

Reporting lab	Inconclusive	Negative	Positive	Percent positive	Total
BAPTIST MEDICAL PLAZA AT WESTCHESTER			1	100%	1
ACCOMPLISHED HOME CARE		1			1
UF HEALTH FAMILY MEDICINE-GOODBYS CREEK			1	100%	1
BEAUMONT URGENT CARE		1			1
PIONEER CLINICAL RESEARCH LLC			1	100%	1
Kroger 909 - The Little Clinic Hamilton			1	100%	1
NYU LANGONE AMBULATORY CARE LAKE SUCCE		1			1
GENESIS HEALTH SYSTEM			1	100%	1
PCR DIAGNOSTICS			1	100%	1
Elderwood at Lancaster		1			1
NORTH MIAMI BEACH SURGICAL CENTER			1	100%	1
CROSS CREEK HEALTH CARE		1			1
THE GROVE HEALTH AND REHAB			1	100%	1
Florence Home		1			1
SOUTHWOOD HEALTHCARE CENTER		1			1
MEDOR/ACC SYNCHRONY			1	100%	1
EVERGREEN NURSING HOME		1			1
Ozark Health and Rehabilitation, LLC		1			1
WINTER HAVEN DIALYSIS		1			1
NOVANT HEALTH PRINCE WILLIAM WELLNESS CENTER			1	100%	1
PEDIATRIC ASSOCIATES - DORAL			1	100%	1
PARK LANE NURSING HOME		1			1
QC LABORATORY			1	100%	1
Mercy Manor Transition Center			1	100%	1
AAA MEDICAL TESTING			1	100%	1
AMERICAN LAB LLC		1			1
RINGLING HEALTH CENTER			1	100%	1
SYNERGY DIALYSIS INC			1	100%	1
FRANKLIN CBOC			1	100%	1
VA Tennessee Valley HCS-Nashville Campus			1	100%	1
Remarkable Healthcare Dallas			1	100%	1
ACCESS TOTAL CARE - PORTLAND			1	100%	1
WINNIFRED ASSISTED LIVING FACILITY INC		1			1
LANGLEY DIALYSIS			1	100%	1
Walgreens #12153		1			1
DEL PRADO MEDICAL CENTER, INC		1			1
SOUTHWOOD NURSING & RETIREMENT CENTER		1			1
MEDICAL LIFE-INC GUIDEWELL EMERGENCY MEDICINE			1	100%	1
MOBILE MEDICAL CLINIC			1	100%	1
ACCURATE HEALTH SERVICES CORP			1	100%	1
COVENANT HOSPITAL HOBBS D/B/A COVENANT		1			1
SUNCOAST BEHAVIORAL HEALTH CENTER			1	100%	1
FLORIDA HOSPITAL ORMOND BEACH			1	100%	1
HOSPICE OF MARION COUNTY INC			1	100%	1
MED-LAKE LABORATORY			1	100%	1
MEDCOR AT ROYAL CARIBBEAN			1	100%	1
MEDONE URGENT CARE			1	100%	1

COVID-19: testing by laboratory

Data through Apr 25, 2021 verified as of Apr 26, 2021 at 09:25 AM

Data in this report are provisional and subject to change.

The numbers in the table below represent the number of Florida and non-Florida residents for whom test results were received by the Department of Health. A person can be tested by more than one laboratory and can have both positive and negative results. **Therefore, the sum of the numbers in each column will be larger than the total number of people tested.**

Reporting lab	Inconclusive	Negative	Positive	Percent positive	Total
HCR-ManorCare			1	100%	1
TARRANT MEDICAL ASSOCIATES			1	100%	1
SANFORD HOME		1			1
VELOCITY URGENT CARE - REDMILL			1	100%	1
Total	104,146	19,471,917	2,859,155	13%	22,435,218