

# COVID-19: summary of cases and monitoring

Data through Apr 27, 2021 verified as of Apr 28, 2021 at 09:25 AM

Data in this report are provisional and subject to change.

Cases: people with positive PCR or antigen test result		Cases: people with positive PCR or antigen test result	
Total cases		Risk factors for Florida residents	
Florida residents	2,222,546	Traveled	17,462
Non-Florida residents	2,180,924	Contact with a known case	869,057
	41,622	Traveled and contact with a known case	23,796
Type of testing		Neither	1,270,609
Florida residents	2,180,924	No travel and no contact	262,186
Positive by BPHL/CDC	79,430	Travel is unknown	719,035
Positive by commercial/hospital lab	2,101,494	Contact is unknown	483,186
PCR positive	1,742,378	Contact is pending	456,600
Antigen positive	438,546		
Non-Florida residents	41,622	Travel can be unknown and contact can be unknown or pending for the same case, these numbers will sum to more than the "neither" total.	
Positive by BPHL/CDC	985		
Positive by commercial/hospital lab	40,637		
PCR positive	28,295		
Antigen positive	13,327		
Characteristics			
Florida residents hospitalized	90,059		
Florida resident deaths	35,030		
Non-Florida resident deaths	692		
Hospitalized counts include anyone who was hospitalized at some point during their illness. It does not reflect the number of people currently hospitalized.			
More information on deaths identified through death certificate data is available on the National Center for Health Statistics website at <a href="http://www.cdc.gov/nchs/nvss/vsrr/COVID19/index.htm">www.cdc.gov/nchs/nvss/vsrr/COVID19/index.htm</a> .			

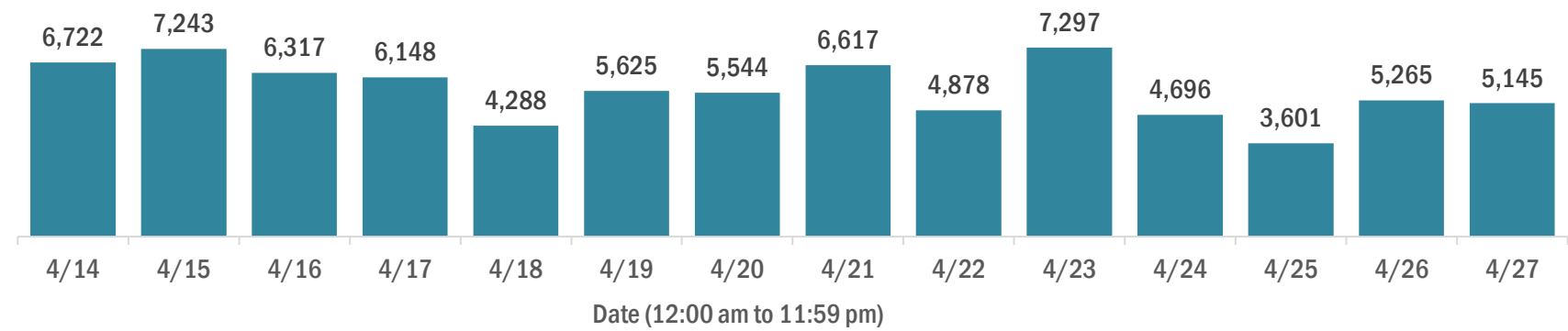
# COVID-19: summary of laboratory testing

Data through Apr 27, 2021 verified as of Apr 28, 2021 at 09:25 AM

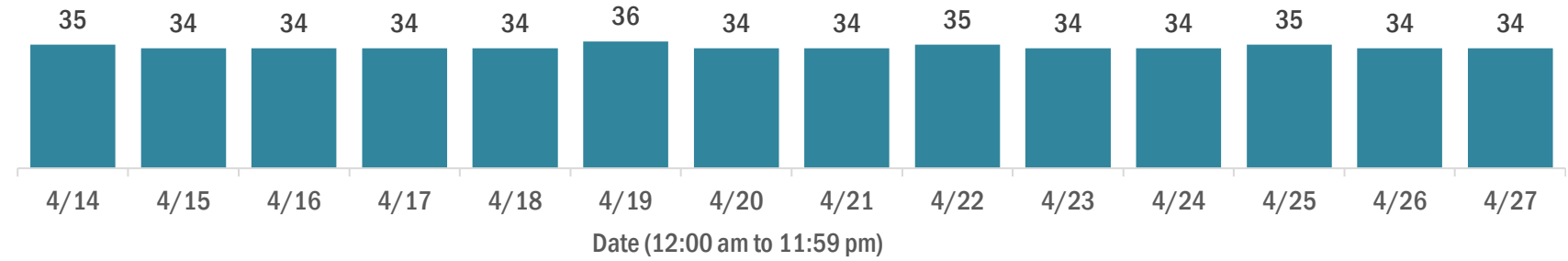
Data in this report are provisional and subject to change.

## Cases in Florida residents per day for the past 2 weeks

Number of cases per day



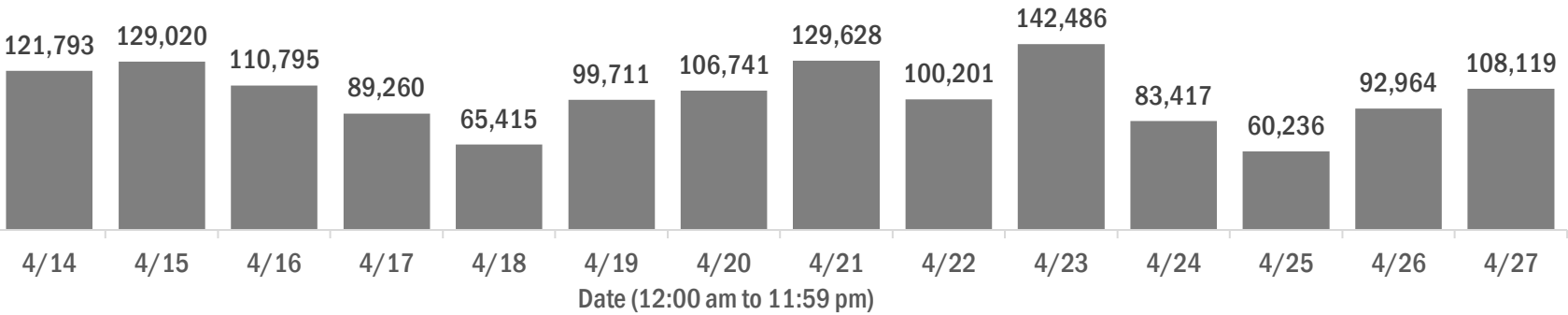
Median age of cases by day



## Laboratory testing for Florida residents over the past 2 weeks

Number of Florida residents tested per day

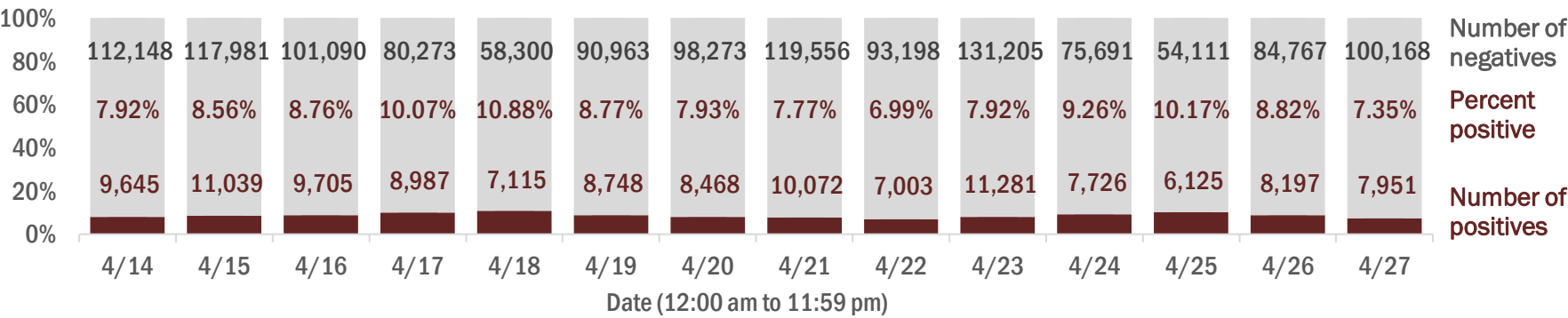
These counts include the number of people for whom the Department received PCR or antigen laboratory results by day. People tested on multiple days will be included for each day a new result was received. A person is only counted once for each day they are tested, regardless of whether multiple specimens are tested or multiple results are received.



Number and percent of Florida residents with positive test results

The percent of positive results ranged from 6.99% to 10.88% over the past 2 weeks and was 7.35% yesterday.

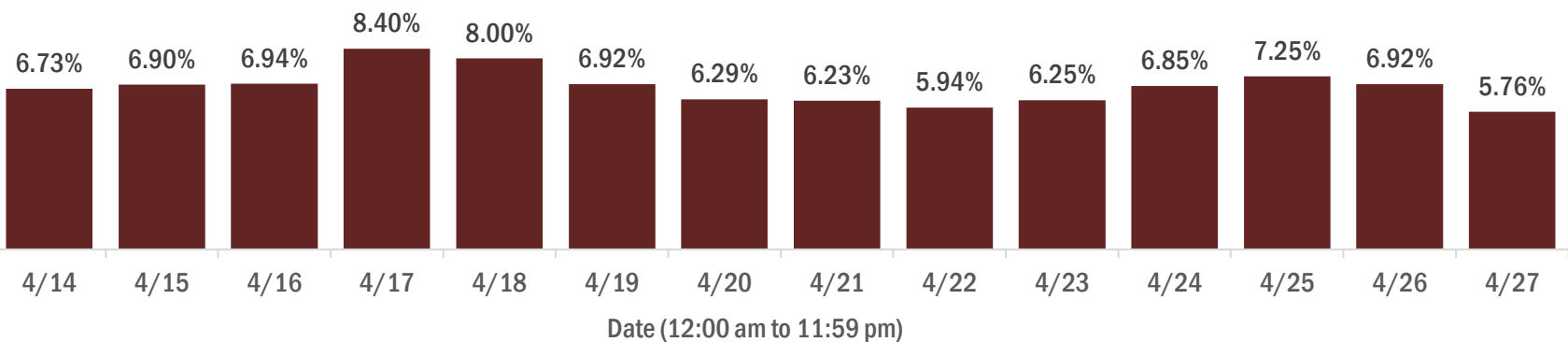
These counts include the number of people for whom the Department received PCR or antigen laboratory results by day. People tested on multiple days will be included for each day a new result was received. A person is only counted once for each day they are tested, regardless of whether multiple specimens are tested or multiple results are received. If a person has a positive specimen and a negative specimen in the same day, only the positive result is counted.



Percent positivity for new cases in Florida residents

The percent of positive results ranged from 5.76% to 8.40% over the past 2 weeks and was 5.76% yesterday.

This percent is the number of people who test PCR- or antigen-positive for the first time divided by all the people tested that day, excluding people who have previously tested positive.



# COVID-19: characteristics of 2,180,924 Florida resident cases

Data through Apr 27, 2021 verified as of Apr 28, 2021 at 09:25 AM

Data in this report are provisional and subject to change.

Age group	Cases		Hospitalizations		Deaths	
0-4 years	46,026	2%	609	1%	1	0%
5-14 years	143,817	7%	604	1%	5	0%
15-24 years	340,306	16%	2,284	3%	46	0%
25-34 years	382,810	18%	4,454	5%	198	1%
35-44 years	340,231	16%	6,650	7%	551	2%
45-54 years	331,386	15%	10,295	11%	1,381	4%
55-64 years	284,002	13%	15,496	17%	3,874	11%
65-74 years	172,240	8%	18,694	21%	7,477	21%
75-84 years	94,552	4%	18,591	21%	10,597	30%
85+ years	43,970	2%	12,373	14%	10,900	31%
Unknown	1,584	0%	9	0%	0	0%
Total	2,180,924		90,059		35,030	

Gender	Cases	
Female	1,139,928	52%
Male	1,021,697	47%
Unknown	19,299	1%
Total	2,180,924	

Ethnicity	Cases		Hospitalizations		Deaths	
Hispanic	708,297	32%	22,947	25%	8,234	24%
Non-Hispanic	1,065,622	49%	62,979	70%	24,580	70%
Unknown	407,005	19%	4,133	5%	2,216	6%
Total	2,180,924		90,059		35,030	

Race and ethnicity	Cases		Hospitalizations		Deaths	
White	1,242,668	57%	59,147	66%	25,674	73%
Hispanic	471,768	22%	16,443	18%	6,594	19%
Non-Hispanic	681,268	31%	40,967	45%	17,967	51%
Unknown	89,632	4%	1,737	2%	1,113	3%
Black	287,473	13%	18,704	21%	5,632	16%
Hispanic	17,197	1%	805	1%	239	1%
Non-Hispanic	248,221	11%	17,532	19%	5,213	15%
Unknown	22,055	1%	367	0%	180	1%
Other race	338,813	16%	9,868	11%	2,749	8%
Hispanic	170,101	8%	5,213	6%	1,227	4%
Non-Hispanic	116,377	5%	4,205	5%	1,293	4%
Unknown	52,335	2%	450	0%	229	1%
Unknown race	311,970	14%	2,340	3%	975	3%
Hispanic	49,231	2%	486	1%	174	0%
Non-Hispanic	19,756	1%	275	0%	107	0%
Unknown	242,983	11%	1,579	2%	694	2%
Total	2,180,924		90,059		35,030	

**Hospitalization** counts include anyone who was hospitalized at some point during their illness. It does not reflect the number of people currently hospitalized. **Other race** includes any person with a race of American Indian/Alaskan native, Asian, native Hawaiian/Pacific Islander, or other.

# COVID-19: deaths in Florida residents and staff of long-term care facilities

Data through Apr 27, 2021 verified as of Apr 28, 2021 at 09:25 AM

Data in this report are provisional and subject to change.

For current cases in residents or staff of long-term care facilities, please visit: <https://floridahealthcovid19.gov/>

CountyDeaths				CountyDeaths				CountyDeaths			
Palm Beach	1068	<div></div>	9%	Okaloosa	166	<div></div>	1%	Madison	20	<div></div>	0%
Dade	1016	<div></div>	9%	Hernando	160	<div></div>	1%	Calhoun	18	<div></div>	0%
Pinellas	896	<div></div>	8%	Osceola	142	<div></div>	1%	Gulf	17	<div></div>	0%
Broward	687	<div></div>	6%	Charlotte	136	<div></div>	1%	Flagler	16	<div></div>	0%
Hillsborough	582	<div></div>	5%	Indian River	122	<div></div>	1%	Wakulla	16	<div></div>	0%
Duval	440	<div></div>	4%	Clay	121	<div></div>	1%	Bradford	14	<div></div>	0%
Polk	433	<div></div>	4%	Leon	100	<div></div>	1%	Washington	13	<div></div>	0%
Brevard	409	<div></div>	4%	Highlands	93	<div></div>	1%	Baker	12	<div></div>	0%
Orange	404	<div></div>	4%	Bay	92	<div></div>	1%	Holmes	12	<div></div>	0%
Sarasota	399	<div></div>	4%	Jackson	87	<div></div>	1%	Jefferson	12	<div></div>	0%
Lee	346	<div></div>	3%	St. Johns	86	<div></div>	1%	Gadsden	10	<div></div>	0%
Marion	329	<div></div>	3%	Santa Rosa	82	<div></div>	1%	Lafayette	10	<div></div>	0%
Volusia	298	<div></div>	3%	Alachua	80	<div></div>	1%	Franklin	9	<div></div>	0%
Escambia	282	<div></div>	3%	Suwannee	60	<div></div>	1%	Levy	7	<div></div>	0%
St. Lucie	246	<div></div>	2%	Columbia	52	<div></div>	0%	Desoto	6	<div></div>	0%
Seminole	232	<div></div>	2%	Putnam	45	<div></div>	0%	Dixie	5	<div></div>	0%
Pasco	226	<div></div>	2%	Sumter	44	<div></div>	0%	Monroe	5	<div></div>	0%
Lake	225	<div></div>	2%	Nassau	34	<div></div>	0%	Taylor	3	<div></div>	0%
Manatee	193	<div></div>	2%	Walton	30	<div></div>	0%	Hardee	2	<div></div>	0%
Collier	192	<div></div>	2%	Hendry	29	<div></div>	0%	Hamilton	1	<div></div>	0%
Citrus	177	<div></div>	2%	Okeechobee	24	<div></div>	0%	Liberty	1	<div></div>	0%
Martin	171	<div></div>	2%	Gilchrist	21	<div></div>	0%	Total	11,266		

**Note:** cases are summarized by the county of usual residence. Residents and staff may be cases associated with facilities that are not in their county of usual residence, resulting in cases being included below for counties that do not have facilities with known cases.

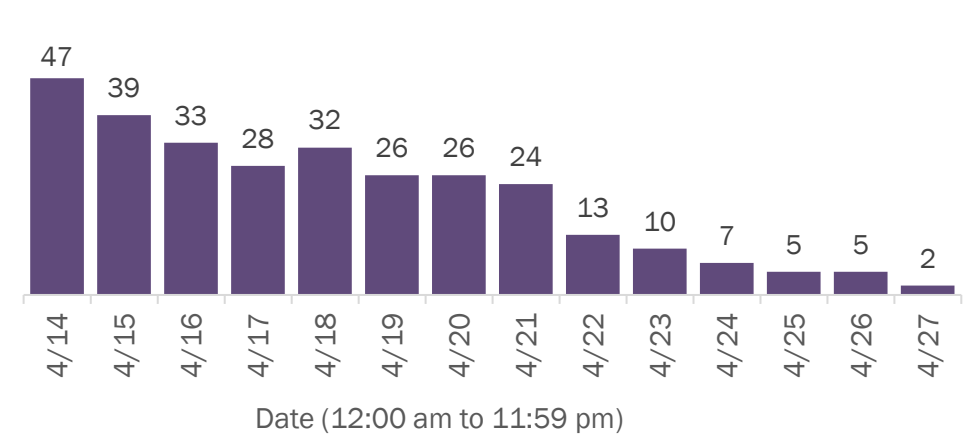
# COVID-19: cases in Florida residents who have died

Data through Apr 27, 2021 verified as of Apr 28, 2021 at 09:25 AM

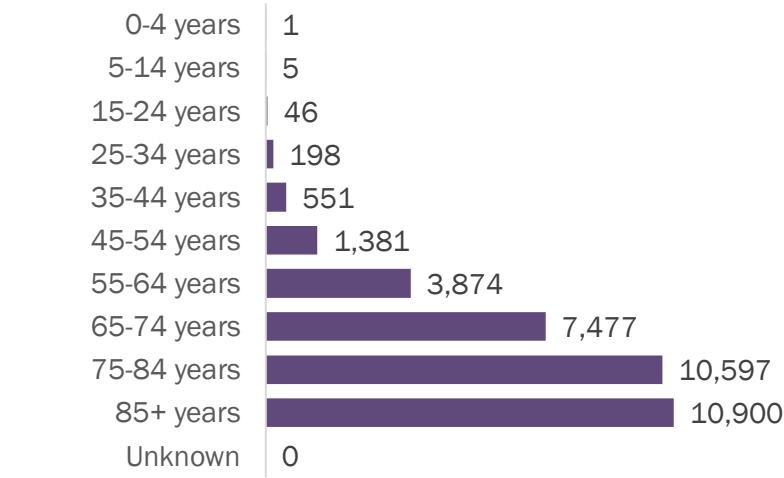
Data in this report are provisional and subject to change.

Demographics for all identified COVID-19 deaths: 35,030

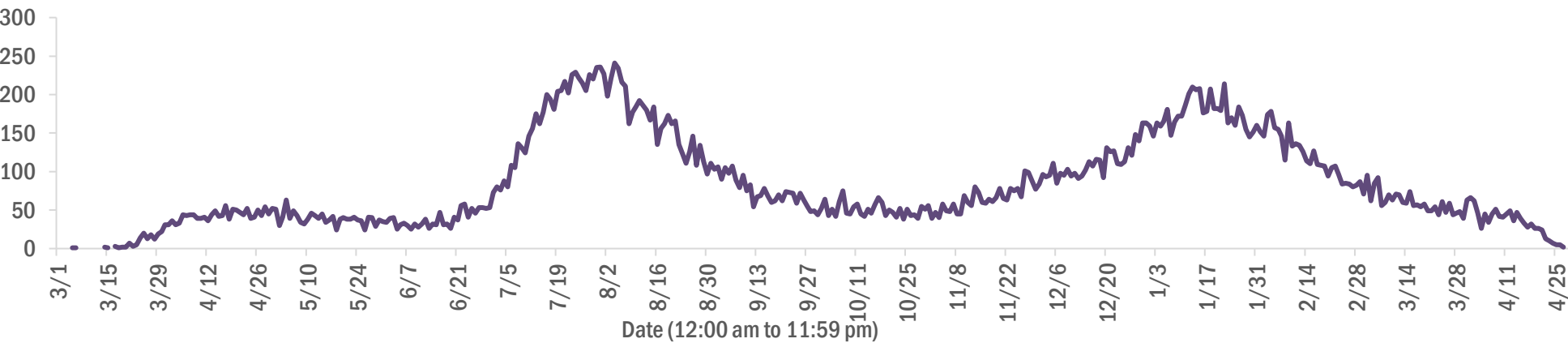
Deaths by date of death for the past 2 weeks



Deaths by age group



Deaths by date of death since March 2020



Age group	Deaths	Cases	Case fatality rate	Mortality rate per 100,000 population
0-4 years	1	46,026	0.0%	0.1
5-14 years	5	143,817	0.0%	0.2
15-24 years	46	340,306	0.0%	1.8
25-34 years	198	382,810	0.1%	7.0
35-44 years	551	340,231	0.2%	21.1
45-54 years	1,381	331,386	0.4%	49.6
55-64 years	3,874	284,002	1.4%	133.9
65-74 years	7,477	172,240	4.3%	308.1
75-84 years	10,597	94,552	11.2%	754.6
85+ years	10,900	43,970	24.8%	1887.3
Unknown	0	1,584	0.0%	
Total	35,030	2,180,924	1.6%	162.2

Gender	Deaths	Cases	Case fatality rate	Mortality rate per 100,000 population
Female	15,366	1,139,928	1.3%	139.2
Male	19,664	1,021,697	1.9%	186.2
Unknown	0	19,299	0.0%	
Total	35,030	2,180,924	1.6%	162.2

Race	Deaths	Cases	Case fatality rate	Mortality rate per 100,000 population
Other	2,749	338,813	0.8%	220.9
White	25,674	1,242,668	2.1%	153.8
Black	5,632	287,473	2.0%	154.0
Unknown	975	311,970	0.3%	
Total	35,030	2,180,924	1.6%	162.2

Ethnicity	Deaths	Cases	Case fatality rate	Mortality rate per 100,000 population
Non-Hispanic	24,580	1,065,622	2.3%	154.4
Hispanic	8,234	708,297	1.2%	145.0
Unknown	2,216	407,005	0.5%	
Total	35,030	2,180,924	1.6%	162.2

# COVID-19: characteristics of 2,180,924 cases

Data through Apr 27, 2021 verified as of Apr 28, 2021 at 09:25 AM

Data in this report are provisional and subject to change.

Tables below include cases in Florida residents and non-Florida residents.

All 67 Florida counties have cases:

County	FL resident cases		Non-FL resident cases	Total cases	FL resident deaths	FL death rate
Dade	475,089	<div></div> 22%	6,308	481,397	6,140	1.3%
Broward	231,896	<div></div> 11%	2,803	234,699	2,886	1.2%
Palm Beach	139,902	<div></div> 6%	2,554	142,456	2,760	2.0%
Orange	133,444	<div></div> 6%	2,100	135,544	1,239	0.9%
Hillsborough	133,143	<div></div> 6%	1,141	134,284	1,694	1.3%
Duval	95,343	<div></div> 4%	1,584	96,927	1,385	1.5%
Pinellas	76,503	<div></div> 4%	1,917	78,420	1,598	2.1%
Lee	66,605	<div></div> 3%	2,280	68,885	957	1.4%
Polk	66,631	<div></div> 3%	476	67,107	1,302	2.0%
Osceola	42,994	<div></div> 2%	778	43,772	498	1.2%
Volusia	41,746	<div></div> 2%	757	42,503	787	1.9%
Brevard	39,946	<div></div> 2%	714	40,660	858	2.1%
Pasco	40,090	<div></div> 2%	344	40,434	738	1.8%
Manatee	37,029	<div></div> 2%	871	37,900	660	1.8%
Escambia	32,163	<div></div> 1%	3,674	35,837	678	2.1%
Collier	33,795	<div></div> 2%	1,333	35,128	524	1.6%
Seminole	33,204	<div></div> 2%	253	33,457	487	1.5%
Sarasota	30,713	<div></div> 1%	1,560	32,273	811	2.6%
Leon	30,487	<div></div> 1%	917	31,404	315	1.0%
Marion	30,455	<div></div> 1%	160	30,615	947	3.1%
Lake	28,635	<div></div> 1%	505	29,140	624	2.2%
St. Lucie	25,694	<div></div> 1%	191	25,885	621	2.4%
Alachua	24,266	<div></div> 1%	298	24,564	274	1.1%
St. Johns	22,014	<div></div> 1%	309	22,323	207	0.9%
Okaloosa	20,130	<div></div> 1%	225	20,355	361	1.8%
Bay	19,169	<div></div> 1%	787	19,956	384	2.0%
Clay	18,295	<div></div> 1%	51	18,346	336	1.8%
Santa Rosa	17,862	<div></div> 1%	247	18,109	284	1.6%
Hernando	13,535	<div></div> 1%	105	13,640	458	3.4%
Charlotte	12,446	<div></div> 1%	212	12,658	414	3.3%
Indian River	12,264	<div></div> 1%	110	12,374	294	2.4%
Martin	11,904	<div></div> 1%	233	12,137	313	2.6%
Citrus	10,834	<div></div> 0%	97	10,931	438	4.0%
Sumter	9,128	<div></div> 0%	106	9,234	275	3.0%
Highlands	8,305	<div></div> 0%	93	8,398	345	4.2%

County	FL resident cases		Non-FL resident cases	Total cases	FL resident deaths	FL death rate
Nassau	7,848	<div></div> 0%	442	8,290	124	1.6%
Columbia	8,027	<div></div> 0%	44	8,071	168	2.1%
Walton	6,858	<div></div> 0%	859	7,717	87	1.3%
Flagler	7,074	<div></div> 0%	98	7,172	108	1.5%
Monroe	6,471	<div></div> 0%	396	6,867	49	0.8%
Putnam	6,391	<div></div> 0%	22	6,413	145	2.3%
Jackson	6,098	<div></div> 0%	67	6,165	156	2.6%
Gadsden	5,612	<div></div> 0%	17	5,629	93	1.7%
Suwannee	5,289	<div></div> 0%	29	5,318	138	2.6%
Hendry	4,656	<div></div> 0%	17	4,673	82	1.8%
Desoto	4,248	<div></div> 0%	27	4,275	92	2.2%
Okeechobee	3,896	<div></div> 0%	53	3,949	88	2.3%
Unknown	308	<div></div> 0%	3,189	3,497	0	0.0%
Baker	3,454	<div></div> 0%	18	3,472	60	1.7%
Wakulla	3,383	<div></div> 0%	14	3,397	54	1.6%
Levy	3,377	<div></div> 0%	9	3,386	52	1.5%
Hardee	3,082	<div></div> 0%	15	3,097	42	1.4%
Bradford	2,977	<div></div> 0%	13	2,990	56	1.9%
Taylor	2,712	<div></div> 0%	5	2,717	45	1.7%
Washington	2,695	<div></div> 0%	21	2,716	51	1.9%
Holmes	2,203	<div></div> 0%	33	2,236	49	2.2%
Madison	2,023	<div></div> 0%	26	2,049	45	2.2%
Gulf	1,927	<div></div> 0%	23	1,950	42	2.2%
Union	1,813	<div></div> 0%	1	1,814	72	4.0%
Calhoun	1,683	<div></div> 0%	3	1,686	43	2.6%
Hamilton	1,601	<div></div> 0%	20	1,621	25	1.6%
Lafayette	1,615	<div></div> 0%	0	1,615	26	1.6%
Dixie	1,599	<div></div> 0%	3	1,602	24	1.5%
Gilchrist	1,594	<div></div> 0%	5	1,599	43	2.7%
Jefferson	1,457	<div></div> 0%	22	1,479	27	1.9%
Franklin	1,281	<div></div> 0%	33	1,314	17	1.3%
Liberty	1,068	<div></div> 0%	1	1,069	16	1.5%
Glades	945	<div></div> 0%	4	949	19	2.0%
Total	2,180,924		41,622	2,222,546	35,030	1.6%



# COVID-19: characteristics of 2,180,924 Florida resident cases

Data through Apr 27, 2021 verified as of Apr 28, 2021 at 09:25 AM

Data in this report are provisional and subject to change.

The table below includes the cities and counties of residence for cases in Florida residents based on the patient's ZIP Code. Note that city is not always received as part of the initial notification and may be missing while the case is being investigated.

City and county	Cases
Miami, Dade	275,488
Orlando, Orange	99,007
Jacksonville, Duval	89,633
Tampa, Hillsborough	77,421
Hialeah, Dade	66,504
Fort Lauderdale, Broward	49,190
Hollywood, Broward	44,019
West Palm Beach, Palm Beach	34,123
Kissimmee, Osceola	33,071
Tallahassee, Leon	29,450
Homestead, Dade	29,115
Naples, Collier	28,578
Saint Petersburg, Pinellas	27,905
Pensacola, Escambia	26,821
Fort Myers, Lee	25,695
Bradenton, Manatee	24,120
Boca Raton, Palm Beach	23,970
Lakeland, Polk	23,035
Ocala, Marion	22,374
Pompano Beach, Broward	21,855
Gainesville, Alachua	19,297
Sarasota, Sarasota	18,970
Cape Coral, Lee	17,179
Port Saint Lucie, St. Lucie	17,112
Lake Worth, Palm Beach	16,793
Miami Beach, Dade	15,736
Miramar, Broward	15,082
Clearwater, Pinellas	15,028
Coral Springs, Broward	13,748
Boynton Beach, Palm Beach	13,590
Doral, Dade	13,498
Miami Gardens, Dade	12,768
Panama City, Bay	12,144
Saint Augustine, St. Johns	11,797
Melbourne, Brevard	11,413
Winter Haven, Polk	11,199
Lehigh Acres, Lee	10,911
Delray Beach, Palm Beach	10,437
Davie, Broward	10,369
Riverview, Hillsborough	10,291
Vero Beach, Indian River	9,441
Palm Bay, Brevard	9,368
New Port Richey, Pasco	9,260
Sunrise, Broward	9,090
Milton, Santa Rosa	8,644
Saint Cloud, Osceola	8,615
Fort Pierce, St. Lucie	8,409
Coral Gables, Dade	8,353
Largo, Pinellas	8,329
Daytona Beach, Volusia	8,299
Apopka, Orange	8,184
Plantation, Broward	8,164
Spring Hill, Hernando	8,138
North Miami Beach, Dade	7,973
Davenport, Polk	7,885
Clermont, Lake	7,801
Brandon, Hillsborough	7,723
Sanford, Seminole	7,472
Orange Park, Clay	7,425

# COVID-19: characteristics of 2,180,924 Florida resident cases

Data through Apr 27, 2021 verified as of Apr 28, 2021 at 09:25 AM

Data in this report are provisional and subject to change.

The table below includes the cities and counties of residence for cases in Florida residents based on the patient's ZIP Code. Note that city is not always received as part of the initial notification and may be missing while the case is being investigated.

City and county	Cases
Deltona, Volusia	7,352
Lake City, Columbia	7,295
Weston, Broward	7,254
Jupiter, Palm Beach	7,240
Plant City, Hillsborough	7,166
Deerfield Beach, Broward	6,785
Winter Garden, Orange	6,533
Tamarac, Broward	6,244
Port Charlotte, Charlotte	6,081
Palm Coast, Flagler	5,960
Wesley Chapel, Pasco	5,937
Coconut Creek, Broward	5,875
Margate, Broward	5,721
Stuart, Martin	5,665
Land O Lakes, Pasco	5,619
Palm Beach Gardens, Palm Beach	5,585
Fort Walton Beach, Okaloosa	5,560
Deland, Volusia	5,517
Oviedo, Seminole	5,404
Palm Harbor, Pinellas	5,389
Wellington, Palm Beach	5,389
Winter Park, Orange	5,377
Crestview, Okaloosa	5,364
Palmetto, Manatee	5,294
Altamonte Springs, Seminole	5,020
Lutz, Hillsborough	5,001
Port Orange, Volusia	4,915
Opa Locka, Dade	4,788
Valrico, Hillsborough	4,755
Haines City, Polk	4,701
Miami Lakes, Dade	4,693
North Port, Sarasota	4,656
Brooksville, Hernando	4,629
Venice, Sarasota	4,627
Pembroke Pines, Broward	4,579
Middleburg, Clay	4,548
Hallandale, Broward	4,546
Sebring, Highlands	4,495
Punta Gorda, Charlotte	4,469
Leesburg, Lake	4,370
Ocoee, Orange	4,354
The Villages, Sumter	4,240
Zephyrhills, Pasco	4,194
Seminole, Pinellas	4,189
Saint Johns, St. Johns	4,173
Ormond Beach, Volusia	4,166
Arcadia, Desoto	4,137
Bonita Springs, Lee	4,103
Live Oak, Suwannee	4,096
Pinellas Park, Pinellas	3,980
Okeechobee, Okeechobee	3,882
Longwood, Seminole	3,840
North Lauderdale, Broward	3,835
North Miami, Dade	3,798
Windermere, Orange	3,792
Ruskin, Hillsborough	3,759
Navarre, Santa Rosa	3,736
Immokalee, Collier	3,712
Cocoa, Brevard	3,705



# COVID-19: characteristics of 2,180,924 Florida resident cases

Data through Apr 27, 2021 verified as of Apr 28, 2021 at 09:25 AM

Data in this report are provisional and subject to change.

The table below includes the cities and counties of residence for cases in Florida residents based on the patient's ZIP Code. Note that city is not always received as part of the initial notification and may be missing while the case is being investigated.

City and county	Cases
Casselberry, Seminole	3,499
Niceville, Okaloosa	3,349
Gulf Breeze, Santa Rosa	3,339
Port Richey, Pasco	3,330
Titusville, Brevard	3,293
Hudson, Pasco	3,292
Lake Worth Beach, Palm Beach	3,267
Key West, Monroe	3,214
Cantonment, Escambia	3,213
Panama City Beach, Bay	3,182
Dade City, Pasco	3,155
Winter Springs, Seminole	3,131
North Fort Myers, Lee	3,120
Jacksonville Beach, Duval	3,115
Oakland Park, Broward	3,088
Bartow, Polk	3,072
Aventura, Dade	3,066
Lake Mary, Seminole	3,039
Crawfordville, Wakulla	3,038
New Smyrna Beach, Volusia	3,006
Quincy, Gadsden	2,979
Kissimmee, Polk	2,976
Palatka, Putnam	2,947
Auburndale, Polk	2,940
Lake Wales, Polk	2,878
Green Cove Springs, Clay	2,851
Merritt Island, Brevard	2,841
Fernandina Beach, Nassau	2,804
Tarpon Springs, Pinellas	2,799
Cutler Ridge, Dade	2,758
Ponte Vedra Beach, St. Johns	2,740
Parkland, Broward	2,714
Inverness, Citrus	2,603
Loxahatchee, Palm Beach	2,551
Eustis, Lake	2,547
Perry, Taylor	2,542
Wimauma, Hillsborough	2,529
Belle Glade, Palm Beach	2,528
Cooper City, Broward	2,528
Lynn Haven, Bay	2,515
Holiday, Pasco	2,492
Royal Palm Beach, Palm Beach	2,465
Estero, Lee	2,460
Dunedin, Pinellas	2,458
Marianna, Jackson	2,434
Clewiston, Hendry	2,411
Santa Rosa Beach, Walton	2,407
Fleming Island, Clay	2,397
Sarasota, Manatee	2,355
Key Biscayne, Dade	2,354
Parrish, Manatee	2,294
Rockledge, Brevard	2,277
Odessa, Hillsborough	2,247
Riviera Beach, Palm Beach	2,226
Seffner, Hillsborough	2,165
Defuniak Springs, Walton	2,154
Mount Dora, Lake	2,137
Palm City, Martin	2,133
Mulberry, Polk	2,121

# COVID-19: characteristics of 2,180,924 Florida resident cases

Data through Apr 27, 2021 verified as of Apr 28, 2021 at 09:25 AM

Data in this report are provisional and subject to change.

The table below includes the cities and counties of residence for cases in Florida residents based on the patient's ZIP Code. Note that city is not always received as part of the initial notification and may be missing while the case is being investigated.

City and county	Cases
Avon Park, Highlands	2,115
Chipley, Washington	2,093
Labelle, Hendry	2,092
Destin, Okaloosa	2,068
Tavares, Lake	2,017
Starke, Bradford	2,015
Groveland, Lake	2,006
Lithia, Hillsborough	1,970
Pinecrest, Dade	1,934
Orange City, Volusia	1,929
Summerfield, Marion	1,903
Maitland, Orange	1,898
Yulee, Nassau	1,863
Wauchula, Hardee	1,828
Palmetto Bay, Dade	1,782
Sebastian, Indian River	1,764
Dania, Broward	1,699
Lady Lake, Lake	1,697
Macclenny, Baker	1,695
Callahan, Nassau	1,694
Homosassa, Citrus	1,688
Ponte Vedra, St. Johns	1,646
Carol City, Dade	1,634
Missing, Dade	1,624
Edgewater, Volusia	1,620
Crystal River, Citrus	1,615
Mayo, Lafayette	1,584
Gibsonton, Hillsborough	1,579
Oldsmar, Pinellas	1,577
Coconut Grove, Dade	1,576
Bonifay, Holmes	1,572
Lake Placid, Highlands	1,554
Dover, Hillsborough	1,535
Apollo Beach, Hillsborough	1,522
Hobe Sound, Martin	1,514
Florida City, Dade	1,502
Debary, Volusia	1,496
Crossings, Dade	1,490
Palm Springs, Palm Beach	1,465
Pace, Santa Rosa	1,465
Sun City Center, Hillsborough	1,451
Atlantic Beach, Duval	1,415
Dunnellon, Marion	1,414
Lake Butler, Union	1,404
Belleview, Marion	1,357
Madison, Madison	1,344
Lantana, Palm Beach	1,339
Monticello, Jefferson	1,335
Biscayne Park, Dade	1,333
North Palm Beach, Palm Beach	1,332
Alachua, Alachua	1,318
Indiantown, Martin	1,269
Safety Harbor, Pinellas	1,259
South Miami, Dade	1,253
Graceville, Jackson	1,244
Williston, Levy	1,232
Ellenton, Manatee	1,224
Jensen Beach, Martin	1,195
Lecanto, Citrus	1,190

# COVID-19: characteristics of 2,180,924 Florida resident cases

Data through Apr 27, 2021 verified as of Apr 28, 2021 at 09:25 AM

Data in this report are provisional and subject to change.

The table below includes the cities and counties of residence for cases in Florida residents based on the patient's ZIP Code. Note that city is not always received as part of the initial notification and may be missing while the case is being investigated.

City and county	Cases
Lauderhill, Broward	1,186
Newberry, Alachua	1,184
Satellite Beach, Brevard	1,179
Century, Escambia	1,176
Beverly Hills, Citrus	1,138
Englewood, Charlotte	1,129
Havana, Gadsden	1,118
Hilliard, Nassau	1,112
El Portal, Dade	1,112
Freeport, Walton	1,096
Trenton, Gilchrist	1,094
Wildwood, Sumter	1,079
Wilton Manors, Broward	1,077
Nokomis, Sarasota	1,063
Blountstown, Calhoun	1,048
Jasper, Hamilton	1,039
Key Largo, Monroe	1,037
Bushnell, Sumter	1,017
Keystone Heights, Clay	1,017
Frostproof, Polk	1,014
Wewahitchka, Gulf	994
Hernando, Citrus	992
Lauderdale Lakes, Broward	987
Medley, Dade	984
Polk City, Polk	975
Sanderson, Baker	957
Mary Esther, Okaloosa	956
Dunnellon, Citrus	950
Fellsmere, Indian River	945
Shalimar, Okaloosa	924
Fisher Island, Dade	923
Everglades National Park, Dade	909
Port Saint Joe, Gulf	902
Minneola, Lake	890
Marco Island, Collier	885
Moore Haven, Glades	883
Spring Hill, Pasco	881
Chiefland, Levy	873
Cocoa Beach, Brevard	870
Coleman, Sumter	852
Pahokee, Palm Beach	846
Trinity, Pasco	845
High Springs, Alachua	841
Thonotosassa, Hillsborough	839
Sorrento, Lake	834
Fort Meade, Polk	831
South Bay, Palm Beach	831
Fruitland Park, Lake	830
Bristol, Liberty	827
Cross City, Dixie	826
Englewood, Sarasota	821
Indialantic, Brevard	803
Glen Saint Mary, Baker	796
Southwest Ranches, Broward	781
Marathon, Monroe	778
Crescent City, Putnam	766
Interlachen, Putnam	754
Miramar Beach, Walton	751
Umatilla, Lake	750

# COVID-19: characteristics of 2,180,924 Florida resident cases

Data through Apr 27, 2021 verified as of Apr 28, 2021 at 09:25 AM

Data in this report are provisional and subject to change.

The table below includes the cities and counties of residence for cases in Florida residents based on the patient's ZIP Code. Note that city is not always received as part of the initial notification and may be missing while the case is being investigated.

City and county	Cases
West Melbourne, Brevard	741
Fort Myers Beach, Lee	733
Chattahoochee, Gadsden	728
Lake Alfred, Polk	723
Old Town, Dixie	714
Bowling Green, Hardee	704
Olympia Heights, Dade	704
Uleta, Dade	701
Weeki Wachee, Hernando	694
Jacksonville, St. Johns	689
Lawtey, Bradford	680
Coral, Dade	678
South Daytona, Volusia	676
Silver Springs, Marion	672
Neptune Beach, Duval	665
Fort White, Columbia	664
Surfside, Dade	645
Palm Beach, Palm Beach	642
Belle Isle, Orange	629
Bronson, Levy	616
Baker, Okaloosa	614
Gulfport, Pinellas	614
Clearwater Beach, Pinellas	606
Bunnell, Flagler	595
Mascotte, Lake	592
Rotunda West, Charlotte	570
Sneads, Jackson	563
Jay, Santa Rosa	550
Mims, Brevard	543
Hawthorne, Alachua	543
Myakka City, Manatee	539
Oxford, Sumter	535
Cape Canaveral, Brevard	527
Carrabelle, Franklin	525
Oakland, Orange	522
Tavernier, Monroe	519
Missing, Volusia	507
Melbourne Beach, Brevard	507
Ocklawaha, Marion	506
Dundee, Polk	505
Cottondale, Jackson	504
Citra, Marion	504
Alva, Lee	503
Sweetwater, Dade	502
Indian Harbour Beach, Brevard	500
Bal Harbour, Dade	492
Zolfo Springs, Hardee	492
Molino, Escambia	490
Flagler Beach, Flagler	488
Florida State University, Leon	488
Midway, Gadsden	484
Celebration, Osceola	479
Youngstown, Bay	471
East Palatka, Putnam	470
Webster, Sumter	466
Bell, Gilchrist	457
Altha, Calhoun	448
Branford, Suwannee	439
Apalachicola, Franklin	429

# COVID-19: characteristics of 2,180,924 Florida resident cases

Data through Apr 27, 2021 verified as of Apr 28, 2021 at 09:25 AM

Data in this report are provisional and subject to change.

The table below includes the cities and counties of residence for cases in Florida residents based on the patient's ZIP Code. Note that city is not always received as part of the initial notification and may be missing while the case is being investigated.

City and county	Cases
De Leon Springs, Volusia	425
Haverhill, Palm Beach	423
Archer, Alachua	416
West Miami, Dade	415
Eagle Lake, Polk	414
Missing, Orange	412
Osprey, Sarasota	407
Chuluota, Seminole	403
Floral City, Citrus	402
Centerville, Leon	396
Tequesta, Palm Beach	396
Holly Hill, Volusia	386
Ave Maria, Collier	385
Lake Park, Palm Beach	383
Hastings, St. Johns	383
Raiford, Union	374
Grand Ridge, Jackson	373
Pierson, Volusia	370
Grand Island, Lake	364
Montverde, Lake	350
Indian Rocks Beach, Pinellas	339
Gotha, Orange	339
Malabar, Brevard	334
Greenville, Madison	333
Satsuma, Putnam	332
Alafaya, Orange	332
Vernon, Washington	330
Bryceville, Nassau	330
Kenneth City, Pinellas	326
Malone, Jackson	319
Hallandale Beach, Broward	318
Jennings, Hamilton	318
Elkton, St. Johns	317
Fort Mccoy, Marion	316
Sebastian, Brevard	316
Lake Panasoffkee, Sumter	314
Eastpoint, Franklin	308
Reddick, Marion	308
Melrose, Putnam	308
Laurel Hill, Okaloosa	306
Belleair, Pinellas	302
Westville, Holmes	299
San Antonio, Pasco	297
Anthony, Marion	296
Valparaiso, Okaloosa	295
Geneva, Seminole	295
Greenacres, Palm Beach	294
Winter Park, Seminole	294
Lehigh, Lee	293
Morriston, Levy	291
O Brien, Suwannee	288
Greenwood, Jackson	282
Ponce De Leon, Holmes	275
Fern Park, Seminole	271
South Pasadena, Pinellas	266
Kindred, Osceola	264
Inlet Beach, Walton	259
Eglin Air Force Base, Okaloosa	256
Sanibel, Lee	249

# COVID-19: characteristics of 2,180,924 Florida resident cases

Data through Apr 27, 2021 verified as of Apr 28, 2021 at 09:25 AM

Data in this report are provisional and subject to change.

The table below includes the cities and counties of residence for cases in Florida residents based on the patient's ZIP Code. Note that city is not always received as part of the initial notification and may be missing while the case is being investigated.

City and county	Cases
Weirsdale, Marion	248
Fountain, Bay	246
University Of Central Fl, Orange	246
Edgewood, Orange	245
Islamorada, Monroe	243
Longboat Key, Manatee	243
White Springs, Hamilton	242
Lee, Madison	237
Saint James City, Lee	236
Southport, Bay	235
Gretna, Gadsden	233
Poinciana, Polk	232
Cutler Bay, Dade	227
Hosford, Liberty	226
Astatula, Lake	223
Wellborn, Suwannee	222
Madeira Beach, Pinellas	221
Lakewood Ranch, Manatee	221
Juno Beach, Palm Beach	218
Holt, Okaloosa	217
Howey-In-The-Hills, Lake	213
Mcdavid, Escambia	212
Babson Park, Polk	208
Atlantis, Palm Beach	207
Micanopy, Alachua	206
Holmes Beach, Manatee	206
Bay Harbor Islands, Dade	205
Lauderdale By The Sea, Broward	205
Lake Helen, Volusia	205
Altoona, Lake	202
Sopchoppy, Wakulla	196
Zellwood, Orange	196
Center Hill, Sumter	194
Azalea Park, Orange	193
Osteen, Volusia	192
Mcalpin, Suwannee	192
Alford, Jackson	189
The Villages, Lake	184
Viera, Brevard	183
The Villages, Marion	183
Odessa, Pasco	180
Hypoluxo, Palm Beach	178
Mangonia Park, Palm Beach	173
Golden Beach, Dade	173
Pomona Park, Putnam	171
Bokeelia, Lee	170
Summerland Key, Monroe	169
Missing, Lee	167
University Of Miami, Dade	166
Ponce Inlet, Volusia	166
Oak Hill, Volusia	164
Grant-Valkaria, Brevard	164
Paisley, Lake	161
Lutz, Pasco	161
Caryville, Washington	161
University Of Fl, Alachua	159
Sumterville, Sumter	159
Rocky Point, Hillsborough	159
Bay Lake, Orange	158



# COVID-19: characteristics of 2,180,924 Florida resident cases

Data through Apr 27, 2021 verified as of Apr 28, 2021 at 09:25 AM

Data in this report are provisional and subject to change.

The table below includes the cities and counties of residence for cases in Florida residents based on the patient's ZIP Code. Note that city is not always received as part of the initial notification and may be missing while the case is being investigated.

City and county	Cases
Lockhart, Orange	156
Citrus Springs, Citrus	150
Big Pine Key, Monroe	149
Hollister, Putnam	148
Hiawassee, Orange	147
San Mateo, Putnam	146
Carrollwood, Hillsborough	146
Christmas, Orange	145
Lady Lake, Sumter	144
Inglis, Levy	144
Clair-Mel City, Hillsborough	139
Cloud Lake, Palm Beach	134
Lake Hamilton, Polk	134
West Park, Broward	134
Baldwin, Duval	132
Clarksville, Calhoun	132
Missing, St. Johns	131
Buena Ventura Lakes, Osceola	131
Apopka, Seminole	130
Kendall, Dade	129
Hampton, Bradford	128
Steinhatchee, Taylor	127
Placida, Charlotte	126
University Of Central Florida, Orange	124
Missing, Pinellas	124
Matlacha, Lee	123
Belleair Beach, Pinellas	123
Harmony, Osceola	121
Missing, Sumter	120
Tierra Verde, Pinellas	119
Lighthouse Point, Broward	118
Seville, Volusia	117
Temple Terrace, Hillsborough	117
Barry University, Dade	114
City Of Sunrise, Broward	114
Saint Leo, Pasco	113
Dania Beach, Broward	112
Callaway, Bay	112
Dinsmore, Duval	111
Hurlburt Field, Okaloosa	110
Cedar Key, Levy	110
Astor, Lake	109
Bradenton Beach, Manatee	108
Sunny Isles Beach, Dade	107
Panacea, Wakulla	107
Brooker, Bradford	105
Princeton, Dade	104
Florahome, Putnam	104
Lamont, Jefferson	103
Canal Point, Palm Beach	103
Barefoot Bay, Brevard	102
Fruit Cove, St. Johns	101
Waldo, Alachua	100
Florida Gulf Coast Univ, Lee	99
South Fort Myers, Lee	98
Tyndall Air Force Base, Bay	98
Kathleen, Polk	97
University Of South Florida, Hillsborough	97
Bascom, Jackson	96

# COVID-19: characteristics of 2,180,924 Florida resident cases

Data through Apr 27, 2021 verified as of Apr 28, 2021 at 09:25 AM

Data in this report are provisional and subject to change.

The table below includes the cities and counties of residence for cases in Florida residents based on the patient's ZIP Code. Note that city is not always received as part of the initial notification and may be missing while the case is being investigated.

City and county	Cases
Lorida, Highlands	93
Crystal Beach, Pinellas	92
Missing, Lake	92
Ocean Ridge, Palm Beach	91
Maitland, Seminole	91
Pinetta, Madison	90
Fort Denaud, Hendry	89
F M, Lee	87
Saint Pete Beach, Pinellas	87
Missing, St. Lucie	86
Missing, Marion	84
Yalaha, Lake	81
Boca Grande, Lee	81
Patrick Air Force Base, Brevard	80
Welaka, Putnam	79
Eatonville, Orange	78
Palma Ceia, Hillsborough	76
North Venice, Sarasota	75
Avon Park, Polk	73
Campbellton, Jackson	72
Cudjoe Key, Monroe	71
Missing, Duval	71
Ochopee, Collier	70
Air Mail Facility, Dade	69
Anna Maria, Manatee	69
Greensboro, Gadsden	67
Miami Springs, Dade	67
Wekiwa Springs, Seminole	67
Reunion, Osceola	66
Missing, Palm Beach	66
Northdale, Hillsborough	66
Destin, Walton	66
Stock Island, Monroe	64
Georgetown, Putnam	64
Missing, Pasco	64
Treasure Island, Pinellas	62
North Redington Beach, Pinellas	62
Felda, Hendry	61
Mexico Beach, Bay	60
Micco, Brevard	59
Bonita Beach, Lee	59
Orlando, Seminole	58
Bellview, Escambia	58
Duette, Manatee	58
Okahumpka, Lake	57
Ona, Hardee	55
Lake Suzy, Desoto	55
Miromar Lakes, Lee	55
Heathrow, Seminole	54
University Of Tampa, Hillsborough	54
Walnut Hill, Escambia	54
Missing, Santa Rosa	54
Singer Island, Palm Beach	54
Enterprise, Volusia	53
Orlando, Dade	52
Highland City, Polk	52
Aloma, Orange	51
Salt Springs, Marion	50
Terra Ceia, Manatee	50

# COVID-19: characteristics of 2,180,924 Florida resident cases

Data through Apr 27, 2021 verified as of Apr 28, 2021 at 09:25 AM

Data in this report are provisional and subject to change.

The table below includes the cities and counties of residence for cases in Florida residents based on the patient's ZIP Code. Note that city is not always received as part of the initial notification and may be missing while the case is being investigated.

City and county	Cases
Green Acres, Palm Beach	50
Town N Country, Hillsborough	50
Intercession City, Osceola	50
Palm Beach Shores, Palm Beach	50
Stetson University, Volusia	49
Miami, Broward	48
Cinco Bayou, Okaloosa	47
Naranja, Dade	47
Bayonet Point, Pasco	47
Eaton Park, Polk	46
Miami, Unknown	46
Missing, Broward	46
Florence Villa, Polk	46
Waverly, Polk	46
Ebro, Washington	45
Florida International Univ, Dade	45
Kenansville, Osceola	45
Village Wellington, Palm Beach	45
Orlando, Osceola	45
Key Colony Beach, Monroe	45
Sewalls Point, Martin	44
Manalapan, Palm Beach	43
Missing, Hillsborough	43
Lacoochee, Pasco	43
Gulf Breeze, Escambia	43
Village Of Wellington, Palm Beach	42
Missing, Seminole	42
Miami Shores, Dade	41
North Bay Village, Dade	41
Ridge Manor, Pasco	40
Cortez, Manatee	40
Saint Johns, Duval	40
Lakeshore, Polk	40
Pine Hills, Orange	39
Jupiter, Martin	38
Florida A And M University, Leon	38
Ponte Vedra, Duval	38
Bayshore Gardens, Manatee	38
Hialeah Gardens, Dade	38
Pasadena, Pinellas	38
Univ Of FI Student Dorms, Alachua	37
Orlando, Broward	37
Orlando, Volusia	37
Eloise, Polk	37
Bay Pines, Pinellas	37
Davenport, Osceola	37
Westlake, Palm Beach	37
Lealman, Pinellas	36
Tice, Lee	36
Highland Beach, Palm Beach	36
Lulu, Columbia	36
Bonaventure, Broward	36
Orlando, Polk	35
Sugarloaf Key, Monroe	35
Bradley, Polk	35
Homeland, Polk	35
Flemington, Marion	34
Hallandle Beach, Broward	34
Palm Shores, Brevard	34

# COVID-19: characteristics of 2,180,924 Florida resident cases

Data through Apr 27, 2021 verified as of Apr 28, 2021 at 09:25 AM

Data in this report are provisional and subject to change.

The table below includes the cities and counties of residence for cases in Florida residents based on the patient's ZIP Code. Note that city is not always received as part of the initial notification and may be missing while the case is being investigated.

City and county	Cases
Siesta Key, Sarasota	34
Poinciana, Osceola	34
Venus, Highlands	33
Dowling Park, Suwannee	33
City Of Westlake, Palm Beach	33
Sydney, Hillsborough	32
Wekiva Springs, Seminole	32
Kinard, Calhoun	32
Bagdad, Santa Rosa	32
Alturas, Polk	31
South Palm Beach, Palm Beach	31
Mcintosh, Marion	31
Indian Lake Estates, Polk	31
Homosassa Springs, Citrus	31
Saint Marks, Wakulla	30
Nocatee, Desoto	30
Westchase, Hillsborough	30
Missing, Manatee	29
Chokoloskee, Collier	29
Penney Farms, Clay	29
Bonita Springs, Collier	29
Horseshoe Beach, Dixie	28
Palmdale, Glades	28
Archer, Levy	28
Little Torch Key, Monroe	28
Pembroke Park, Broward	28
Orlando, Hillsborough	28
Balm, Hillsborough	27
New Smyrna, Volusia	27
Pine Castle, Orange	27
Tangerine, Orange	27
Pensacola Beach, Santa Rosa	27
Florida State, Leon	27
Caryville, Holmes	27
Redington Shores, Pinellas	26
Long Key, Monroe	26
Missing, Indian River	26
Fort Lauderdale, Dade	26
Missing, Monroe	25
Tioga, Alachua	25
Orange Lake, Marion	25
Earleton, Alachua	25
Hawthorne, Putnam	25
South Miami Heights, Dade	25
Sparr, Marion	25
Labelle, Glades	25
Paxton, Walton	25
Yankeetown, Levy	25
Missing, Brevard	24
Loughman, Polk	24
Missing, Citrus	24
Wabasso, Indian River	24
Boca Raton, Broward	24
Santa Fe, Alachua	24
Union Park, Orange	24
Missing, Escambia	24
Goulds, Dade	24
Bostwick, Putnam	23
Champions Gate, Polk	22

# COVID-19: characteristics of 2,180,924 Florida resident cases

Data through Apr 27, 2021 verified as of Apr 28, 2021 at 09:25 AM

Data in this report are provisional and subject to change.

The table below includes the cities and counties of residence for cases in Florida residents based on the patient's ZIP Code. Note that city is not always received as part of the initial notification and may be missing while the case is being investigated.

City and county	Cases
Florida Dept Of Corrections, Union	22
Wausau, Washington	22
Plymouth, Orange	22
Citrus Ridge, Indian River	22
Crystal Springs, Pasco	22
Laud-By-The-Sea, Broward	22
Missing, Okaloosa	22
Kissimmee, Orange	22
La Crosse, Alachua	22
Mango, Hillsborough	22
Florida International University, Dade	22
Branford, Lafayette	22
Sun City, Hillsborough	21
Perdido Key, Escambia	21
Buckingham, Lee	21
Everglades City, Collier	21
Fort Ogden, Desoto	21
Bonifay, Washington	21
Candler, Marion	20
Hollywood, Dade	20
Golden Oak, Orange	20
Parker, Bay	20
Missing, Collier	20
Ramrod Key, Monroe	20
Trenton, Levy	20
Jensen Beach, St. Lucie	20
Mexico Beach, Gulf	20
Indian River Shores, Indian River	20
Goodland, Collier	20
Babcock Ranch, Lee	19
High Springs, Gilchrist	19
Maxville, Duval	19
Nalcrest, Polk	19
Lowell, Marion	19
Brooksville, Pasco	19
Lake Buena Vista, Orange	19
Orlando, Palm Beach	19
Wildlight, Nassau	19
Forest City, Orange	18
Johns Pass Village, Pinellas	18
Belleair Bluffs, Pinellas	18
Lake Como, Putnam	18
Florida State Univ Admin, Leon	18
Lakewood Ranch, Sarasota	18
Tallevast, Manatee	18
Gulf Stream, Palm Beach	18
Nichols, Polk	18
Missing, Martin	17
Mount Dora, Orange	17
Missing, Bay	17
Webster, Hernando	17
Shady Hills, Pasco	17
Hutchinson Island, St. Lucie	17
Graceville, Holmes	17
West Panama City Beach, Bay	17
Daytona Beach Shores, Volusia	17
Trilby, Pasco	17
Wewahitchka, Calhoun	16
Deer Island, Lake	16

# COVID-19: characteristics of 2,180,924 Florida resident cases

Data through Apr 27, 2021 verified as of Apr 28, 2021 at 09:25 AM

Data in this report are provisional and subject to change.

The table below includes the cities and counties of residence for cases in Florida residents based on the patient's ZIP Code. Note that city is not always received as part of the initial notification and may be missing while the case is being investigated.

City and county	Cases
Lake City, Suwannee	16
Woodville, Leon	16
Otter Creek, Levy	16
Lake Monroe, Seminole	16
Hernando Beach, Hernando	16
Gulf Hammock, Levy	16
Graham, Bradford	16
Braden River, Manatee	16
Suwannee, Dixie	16
Hillsboro Beach, Broward	15
Village Of Palmetto Bay, Dade	15
White Springs, Columbia	15
Indian Creek Village, Dade	15
Babcock Ranch, Charlotte	15
Eau Gallie, Brevard	15
Saint Lucie West, St. Lucie	15
Orlando, Lake	15
Watersound, Walton	15
Orlando, Pinellas	15
Winter Garden, Lake	15
Murdock, Charlotte	14
Miami Gardens, Broward	14
Copeland, Collier	14
Los Angeles, Dade	14
Wahneta, Polk	14
Laurel Hill, Walton	14
Dade City, Hernando	14
Virginia Gardens, Dade	14
Mount Plymouth, Lake	13
Elfers, Pasco	13
Durant, Hillsborough	13
Roseland, Indian River	13
Gonzalez, Escambia	13
Kingsley Lake, Bradford	13
Steinhatchee, Dixie	13
Choctaw Beach, Okaloosa	13
Jacksonville, Unknown	13
Long Boat Key, Manatee	13
Orlando, Brevard	13
Saint George Island, Franklin	13
Unknown, Dade	13
Alys Beach, Bay	13
Fort Charlotte, Charlotte	13
Hialeah, Unknown	13
Hialeah, Broward	12
East Lake, Marion	12
Redington Beach, Pinellas	12
Captiva, Lee	12
Umatilla, Marion	12
Pensacola Beach, Escambia	12
Rosemary Beach, Walton	12
Citrus Hills, Citrus	12
Leisure City, Dade	12
Fanning Springs, Gilchrist	12
Holder, Citrus	12
Missing, Putnam	12
Greenville, Taylor	11
Cypress, Jackson	11
Naples, Lee	11



# COVID-19: characteristics of 2,180,924 Florida resident cases

Data through Apr 27, 2021 verified as of Apr 28, 2021 at 09:25 AM

Data in this report are provisional and subject to change.

The table below includes the cities and counties of residence for cases in Florida residents based on the patient's ZIP Code. Note that city is not always received as part of the initial notification and may be missing while the case is being investigated.

City and county	Cases
Deerfield Beach, Palm Beach	11
Sea Ranch Lakes, Broward	11
Goldenrod, Seminole	11
Missing, Taylor	10
Telogia, Liberty	10
Gibsonia, Polk	10
Missing, Polk	10
University Park, Manatee	10
Grandin, Putnam	10
Worthington Springs, Union	10
Rubonia, Manatee	10
Haines Creek, Lake	10
Forest City, Seminole	10
Ozona, Pinellas	10
Missing, Nassau	10
Seacrest, Walton	10
Briny Breezes, Palm Beach	10
Basinger, Okeechobee	10
Orlando, Duval	10
Orlando, Leon	10
Perrine, Dade	10
Saint Augustine, Duval	9
West Delray Beach, Palm Beach	9
Grant Valkaria, Brevard	9
Nobleton, Hernando	9
Passport, Unknown	9
Day, Lafayette	9
Ybor City, Hillsborough	9
Lloyd, Jefferson	9
Lamont, Madison	9
Beverly Beach, Flagler	9
Saint Augustine Beach, St. Johns	9
Orlando, Unknown	9
Putnam Hall, Putnam	9
Ferndale, Lake	9
Innovation, Pasco	9
Cottdale, Washington	9
Barberville, Volusia	9
Scottsmoor, Brevard	9
Palma Sola, Manatee	9
Missing, Sarasota	9
Missing, Clay	8
Jerome, Collier	8
Ponce De Leon, Walton	8
Fairfield, Marion	8
Cross Creek, Alachua	8
Indian Shores, Pinellas	8
Fort Walton Beach, Unknown	8
Quail Heights, Dade	8
Palm City, St. Lucie	8
Seybold, Dade	8
White City, Gulf	8
Pine Ridge, Citrus	8
Keystone Heights, Bradford	8
Evinston, Alachua	8
Oneco, Manatee	8
Salem, Taylor	8
Missing, Unknown	8
Orange Springs, Marion	8

# COVID-19: characteristics of 2,180,924 Florida resident cases

Data through Apr 27, 2021 verified as of Apr 28, 2021 at 09:25 AM

Data in this report are provisional and subject to change.

The table below includes the cities and counties of residence for cases in Florida residents based on the patient's ZIP Code. Note that city is not always received as part of the initial notification and may be missing while the case is being investigated.

City and county	Cases
Anastasia Island, St. Johns	8
East Rockland Key, Monroe	7
Missing, Flagler	7
High Springs, Columbia	7
Port Saint John, Brevard	7
Orange Park, Duval	7
Weirsdale, Lake	7
Fernandina, Nassau	7
Inglis, Citrus	7
Orlando, Pasco	7
Longboat Key, Sarasota	7
Switzerland, St. Johns	7
Aripeka, Pasco	7
Maitland, Volusia	7
River Ranch, Polk	7
Valkaria, Brevard	7
Orlando, Alachua	7
Niceville, Walton	7
Okeechobee, Glades	7
Punta Gorda, Lee	6
Holt, Santa Rosa	6
Inlet Beach, Bay	6
Deland, Lake	6
Sunny Hills, Washington	6
Shady Grove, Taylor	6
Orlando, Flagler	6
Orlando, Marion	6
Oklawaha, Marion	6
Port Salerno, Martin	6
Ridge Manor Estates, Sumter	6
Maitland, Hillsborough	6
Winter Park, Polk	6
Winderemere, Orange	6
Lake Worth, Broward	6
Grove City, Charlotte	6
Eglin, Okaloosa	6
Bruce, Holmes	6
Coco River, Collier	6
Missing, Walton	6
Labelle, Lee	6
Duck Key, Monroe	6
Morriston, Marion	6
Newberry, Gilchrist	6
San Carlos Park, Lee	6
Miccosukee, Leon	6
Glenwood, Volusia	6
Orchid, Indian River	6
Pensacola, Unknown	6
Maitland, Osceola	6
Bradenton, Sarasota	6
Ocoee, Lake	6
Lake Butler, Bradford	6
Mayport Naval Station, Duval	6
Missing, Alachua	5
Delray Beach, Broward	5
Alys Beach, Walton	5
Point Washington, Walton	5
Seacrest, Bay	5
Williston, Marion	5

# COVID-19: characteristics of 2,180,924 Florida resident cases

Data through Apr 27, 2021 verified as of Apr 28, 2021 at 09:25 AM

Data in this report are provisional and subject to change.

The table below includes the cities and counties of residence for cases in Florida residents based on the patient's ZIP Code. Note that city is not always received as part of the initial notification and may be missing while the case is being investigated.

City and county	Cases
Okeechobee, Martin	5
Orlando, Manatee	5
Pompano Beach, Palm Beach	5
Wakulla Springs, Wakulla	5
Cypress Gardens, Polk	5
Island Grove, Alachua	5
Clarcona, Orange	5
PSL, Unknown	5
Okeechobee, Osceola	5
University Of Central Fl, Hillsborough	5
Cape Haze, Charlotte	5
Bayou George, Bay	5
Boynton Beach, Broward	5
Kissimmee, Unknown	5
Miramar, Dade	5
Missing, Osceola	5
Miami Gardens, Unknown	5
Fort Lauderdale, Palm Beach	5
Jacksonville Naval Air Station, Duval	5
Missing, Columbia	5
Missing, Highlands	5
Ebro, Bay	5
Highland Park, Polk	5
Westchester, Dade	5
Mid Florida, Seminole	5
Ocean Breeze, Martin	5
Missing, Leon	5
Milton, Escambia	5
Missing, Hernando	5
Mayport, Duval	5
Jacksonville, Clay	5
Greenville, Jefferson	5
Pass, Unknown	5
Stuart, St. Lucie	5
Lake Geneva, Clay	5
Miami, Palm Beach	5
Live Oak, Madison	4
Loxahatchee Groves, Palm Beach	4
Fort Lauderdale, Unknown	4
West Bradenton, Manatee	4
Clermont, Polk	4
Marina Del Rey, Dade	4
Margate, Unknown	4
Melrose, Bradford	4
Los Angeles, Broward	4
Jacksonville, Dade	4
Arcadia, Hillsborough	4
Lake Harbor, Palm Beach	4
Glen Ridge, Palm Beach	4
Coconut Creek, Palm Beach	4
Orem, Palm Beach	4
Branford, Gilchrist	4
Clewiston, Palm Beach	4
Conch Key, Monroe	4
Sharpes, Brevard	4
Lazy Lake, Broward	4
Lamont, Taylor	4
Wacissa, Jefferson	4
Sugarloaf, Monroe	4

# COVID-19: characteristics of 2,180,924 Florida resident cases

Data through Apr 27, 2021 verified as of Apr 28, 2021 at 09:25 AM

Data in this report are provisional and subject to change.

The table below includes the cities and counties of residence for cases in Florida residents based on the patient's ZIP Code. Note that city is not always received as part of the initial notification and may be missing while the case is being investigated.

City and county	Cases
International Service Center, Dade	4
Hollywood, Unknown	4
Indian Rock Beach, Pinellas	4
Bowling Green, Polk	4
Plantation Key, Monroe	4
N/A, Unknown	4
Sandestin, Walton	4
Pompano Beach, Dade	4
Bella Collina, Lake	4
Bonnie, Dade	4
El Jobean, Charlotte	4
Miami Beach, Unknown	4
Marathon Shores, Monroe	4
Hinsdale, Manatee	4
Jonesville, Alachua	4
Julington Creek, St. Johns	3
Jupiter Island, Martin	3
Kathleen, Pasco	3
Marco Island, Lee	3
Mims, Volusia	3
Miramar, Unknown	3
Missing, Washington	3
Naples, Unknown	3
Alford, Washington	3
Pass-A-Grille, Pinellas	3
Orlando, Escambia	3
Ocean Reef Club, Monroe	3
Vero Beach, St. Lucie	3
Winter Park, Volusia	3
Monticello, Madison	3
North Miami Beach, Broward	3
Samoset, Manatee	3
San Fernando, Unknown	3
Vernon, Bay	3
Cape San Blas, Gulf	3
Apopka, Lake	3
Crestview, Walton	3
Cross Key, Monroe	3
Green Cove Springs, Duval	3
Fpo, Duval	3
Fernandina Beach, Duval	3
Mayport Naval Housing, Duval	3
Westville, Walton	3
Pembroke Lakes, Broward	3
Orlo Vista, Orange	3
Milligan, Okaloosa	3
Land O Lakes, Hillsborough	3
Lady Lake, Marion	3
Homeless, Hillsborough	3
Jacksonville , Duval	3
Brooklyn, Broward	3
Ft Pierce, St. Lucie	3
Sorrento, Orange	3
Stuart, Palm Beach	3
North Fort Myers, Charlotte	3
Pompano Beach, Unknown	3
Chicago, Lee	3
Coraopolis, Citrus	3
Champions Gate, Osceola	3

# COVID-19: characteristics of 2,180,924 Florida resident cases

Data through Apr 27, 2021 verified as of Apr 28, 2021 at 09:25 AM

Data in this report are provisional and subject to change.

The table below includes the cities and counties of residence for cases in Florida residents based on the patient's ZIP Code. Note that city is not always received as part of the initial notification and may be missing while the case is being investigated.

City and county	Cases
Bristol, Calhoun	3
Aventura, Broward	3
Jacksonville, Alachua	3
Marina Del Rey, Broward	3
Pp, Dade	3
Woodside, Broward	3
Wimauma, Manatee	3
Brewton, Escambia	3
Apopka, Broward	3
Lanark Village, Franklin	3
Maitland, Polk	3
Inverness, Polk	3
Pass, Dade	3
Vero Beach, Brevard	3
Miami Shores, Broward	3
Pineland, Lee	3
Tampa, Pinellas	3
Tampa Palms, Hillsborough	3
Tarpon Springs, Pasco	3
Winter Garden, Seminole	3
Laurel, Sarasota	3
Ludlam, Dade	3
Clermont, Orange	3
West Palm Beach, Broward	3
Village Of Golf, Palm Beach	3
Wildwood, Marion	3
Saint Petersburg, Hillsborough	3
Saint Augusaintine Beach, St. Johns	3
Port Saint Lucie, Martin	3
Palm Coast, Volusia	3
Missing, Jackson	3
Fort Myers, Unknown	3
Bradington, Manatee	3
Blountstown, Liberty	3
Loxahatchee, Broward	3
Lakeland, Hillsborough	3
Miami, Orange	3
Lynbrook, Broward	3
Lake City, Duval	3
Immokalee, Lee	3
Hallandale Beach, Unknown	3
Hallandale Beach, Dade	2
Lutz, Pinellas	2
Miami, Hillsborough	2
Lawtey, Union	2
Los Angeles, Okaloosa	2
Louisville, Manatee	2
Blountstown, Jackson	2
Alligator Point, Franklin	2
Eatonville, Lake	2
Coconut Creek, Unknown	2
Crawfordville, Leon	2
Mount Pleasant, Gadsden	2
None, Dade	2
Navarre, Okaloosa	2
Opa Locka, Broward	2
Phoenix, Lake	2
Port Charlotte, Unknown	2
Seven Springs, Pasco	2

# COVID-19: characteristics of 2,180,924 Florida resident cases

Data through Apr 27, 2021 verified as of Apr 28, 2021 at 09:25 AM

Data in this report are provisional and subject to change.

The table below includes the cities and counties of residence for cases in Florida residents based on the patient's ZIP Code. Note that city is not always received as part of the initial notification and may be missing while the case is being investigated.

City and county	Cases
Zellwood, Lake	2
West Villages, Sarasota	2
Upper Key Largo, Monroe	2
University Of Central Florida, Brevard	2
Bronx, Seminole	2
Doctors Inlet, Clay	2
Bonifay, Jackson	2
Bonnie, Duval	2
Bonnie, Sarasota	2
Lecanto, Marion	2
Maitland, Leon	2
Lake Helen, Orange	2
Fort Myers, Collier	2
Fort Pierce, Martin	2
Winter Park, Leon	2
St John, Broward	2
Weston, Dade	2
West Palm Beach, Dade	2
Orlando, Santa Rosa	2
Palm Springs North, Dade	2
Redland, Dade	2
Melrose, Alachua	2
Olustee, Baker	2
Orlando, Charlotte	2
Saint Teresa, Wakulla	2
West Point, Lee	2
University Of Central Florida, Broward	2
Orlando, Okaloosa	2
Madison, Unknown	2
Maitland, Pasco	2
Miamt, Dade	2
North Miami, Broward	2
Homeless, Dade	2
Florida Power & Light Co, Dade	2
Amelia City, Nassau	2
Apopka, Unknown	2
Alligator Point, Wakulla	2
Chipley, Jackson	2
Maitland, Lake	2
Moore Haven, Hendry	2
Naples, Broward	2
Jan Phyl Village, Polk	2
Hialeah Lakes, Dade	2
Hialeah, Orange	2
Cassadaga, Volusia	2
Fort Walton Beach, Walton	2
Duke Field Air Force Station, Okaloosa	2
Dunnellon, Levy	2
Yalhala, Lake	2
Sumatra, Liberty	2
University Of Central Florida, Palm Beach	2
University Of Central Florida, Pinellas	2
Pp, Unknown	2
Provo, Broward	2
Portland, Unknown	2
Pensacola, Santa Rosa	2
Melrose, Clay	2
Mesa, Unknown	2
Longview, Dade	2



# COVID-19: characteristics of 2,180,924 Florida resident cases

Data through Apr 27, 2021 verified as of Apr 28, 2021 at 09:25 AM

Data in this report are provisional and subject to change.

The table below includes the cities and counties of residence for cases in Florida residents based on the patient's ZIP Code. Note that city is not always received as part of the initial notification and may be missing while the case is being investigated.

City and county	Cases
Jacksonville Naval Hospital, Duval	2
Hosford, Calhoun	2
000000, Unknown	2
Dfafs, Okaloosa	2
Tampa, Hernando	2
Vero Beach, Unknown	2
Wauchula, Desoto	2
Yeehaw, Okeechobee	2
Noma, Holmes	2
Ormond Beach, Flagler	2
Panama City, Unknown	2
Pembroke Pines, Dade	2
Sebring, Desoto	2
Saint Lucie Village, St. Lucie	2
Fort Lauderdale, Alachua	2
Doral, Unknown	2
Bay Harbor Islands, Unknown	2
Alachua, Duval	2
Cross City, Taylor	2
Carl Fisher, Dade	2
Jupiter, Dade	2
Lakeland, Unknown	2
Micanopy, Marion	2
Port Saint Lucie, Palm Beach	2
Red Bay, Holmes	2
Saint Marys, Nassau	2
West Lafayette, Broward	2
Windermere, Lake	2
Sutton, Pasco	2
Tequesta, Martin	2
Woodstock, Lee	2
Marysville, Dade	2
Lake Clarke Shores, Palm Beach	2
FI State Univ Student, Leon	2
Dade City, Unknown	2
Defuniak Springs, Okaloosa	2
Cibolo, Orange	2
Claysville, Hernando	2
Crescent Beach, Sarasota	2
Callahan, Duval	2
Tampa, Broward	2
Tarpon Springs, Hillsborough	2
Seguin, Unknown	2
Sarasota, Unknown	2
Sunrise, Unknown	2
South Miami, Broward	2
Port Canaveral, Brevard	2
Orlando, St. Lucie	2
Monument, Broward	2
Oakland Park, Unknown	2
Winter Springs, Orange	2
Venice, Dade	2
Windermere, Hillsborough	2
Okeechobee, Highlands	2
Pompano Beach, Osceola	2
Port Charlotte, Lee	2
Port St. Lucie, St. Lucie	2
Sand Lake, Orange	2
Union, Manatee	2

# COVID-19: characteristics of 2,180,924 Florida resident cases

Data through Apr 27, 2021 verified as of Apr 28, 2021 at 09:25 AM

Data in this report are provisional and subject to change.

The table below includes the cities and counties of residence for cases in Florida residents based on the patient's ZIP Code. Note that city is not always received as part of the initial notification and may be missing while the case is being investigated.

City and county	Cases
University Of Central Fl, Seminole	2
Swansea, Lee	2
Altamonte Springs, Orange	2
At Large, Broward	2
Boys Ranch, Suwannee	2
Fort Pierce, Brevard	2
Graceville, Unknown	2
Eatonville, Polk	2
New Port Richey, Hillsborough	2
Miami, Martin	2
Jena, Taylor	2
Labelle, Collier	2
Long Beach, Orange	2
Litchfield Park, Monroe	1
Littleton, St. Johns	1
Lake In The Hills, Broward	1
Lake Worth, Unknown	1
Lauderhill, Unknown	1
Indianapolis, Lee	1
Jupiter, Pinellas	1
Kansas City, Palm Beach	1
Gwynn Oak, Polk	1
Milford, Bay	1
Milford, Unknown	1
Melbourne, Volusia	1
Mattoon, Lee	1
Marianna, Leon	1
Marianna, Washington	1
Mary Esther, Hillsborough	1
Los Angeles, Orange	1
Maitland, Palm Beach	1
Longwood, Unknown	1
Newaygo, Charlotte	1
North Port, Charlotte	1
New Canaan, Dade	1
Na, Dade	1
Missing, Franklin	1
Eureka, Flagler	1
Evansville, Citrus	1
Crescent City, Marion	1
Crestview, Unknown	1
Denton, Broward	1
Destin, Bay	1
Clearwater, Hillsborough	1
Coal City, Pasco	1
Commerce Township, Manatee	1
Crawfordville, Alachua	1
Fort Lauderdale, Lee	1
Fort Worth, Broward	1
Franklin, Orange	1
Frostproof, Highlands	1
Gainesville, Palm Beach	1
Gainesville, Santa Rosa	1
Brewster, Palm Beach	1
Brownsville, Escambia	1
Bryant, Palm Beach	1
Bonnie, St. Johns	1
Belleair Bluffs, Unknown	1
Celebration, Orange	1

# COVID-19: characteristics of 2,180,924 Florida resident cases

Data through Apr 27, 2021 verified as of Apr 28, 2021 at 09:25 AM

Data in this report are provisional and subject to change.

The table below includes the cities and counties of residence for cases in Florida residents based on the patient's ZIP Code. Note that city is not always received as part of the initial notification and may be missing while the case is being investigated.

City and county	Cases
Chicago, Broward	1
Choctaw Beach, Unknown	1
Austin, Dade	1
Apo, Collier	1
Big Torch Key, Monroe	1
Black, Holmes	1
Boca Raton, Lee	1
Bonifay, Unknown	1
8852 Teacher Ln, Pasco	1
Addison, Pasco	1
Apopka, Citrus	1
Apopka, Hillsborough	1
Arabi, Orange	1
Tampa, Citrus	1
Tampa, Duval	1
Summerdale, Escambia	1
Sun City Center, Lee	1
Surfside Beach, Orange	1
Tavares, Unknown	1
Temple, Palm Beach	1
Saint Charles, Orange	1
St Peterburg, Orange	1
Stiamk, Dade	1
Scottsdale, Brevard	1
Scottsdale, Palm Beach	1
Roswell, Bay	1
Royal Palm, Palm Beach	1
Ruskin, Dade	1
Ruskin, Manatee	1
Saint Petersburg, Duval	1
Saint Petersburg, Manatee	1
Port Saint Lucie, Marion	1
Port St Luice, Unknown	1
Pembroke Pines, Unknown	1
Pensacola Naval Hospital, Escambia	1
Pittsburgh, Alachua	1
Playa Del Rey, Palm Beach	1
Plymouth, Pasco	1
Okeechobee, Unknown	1
Oviedo, Orange	1
Pace, Escambia	1
Painted Post, Pasco	1
Palatka, Marion	1
Winnetka, Dade	1
Winter Garden, Osceola	1
Winter Haven, Leon	1
Winter Haven, Osceola	1
Winter Park, Duval	1
Winter Park, Palm Beach	1
West Hollywood, Broward	1
West Palm Beach, Unknown	1
Weston, Unknown	1
Wildwood, Lee	1
Willington, Lee	1
Unknown, Duval	1
Upland, Manatee	1
Valrico, Polk	1
Wakefield, Broward	1
Waverly, Duval	1

# COVID-19: characteristics of 2,180,924 Florida resident cases

Data through Apr 27, 2021 verified as of Apr 28, 2021 at 09:25 AM

Data in this report are provisional and subject to change.

The table below includes the cities and counties of residence for cases in Florida residents based on the patient's ZIP Code. Note that city is not always received as part of the initial notification and may be missing while the case is being investigated.

City and county	Cases
Wabasha, Clay	1
Wekiwa Springs, Orange	1
Winter Springs, Polk	1
Youngstown, Washington	1
Ocala, Duval	1
North Porte, Unknown	1
Notrealville, Polk	1
Nashville, Palm Beach	1
Okeechobi, Unknown	1
Orem, Dade	1
Orlando, Citrus	1
Orlando, Collier	1
Orlando, Hernando	1
Morrisville, Palm Beach	1
Mokena, Lee	1
Myrtle Beach, Broward	1
North Brunswick, St. Lucie	1
North Grafton, Dade	1
North Lauderdale, Unknown	1
Orlando, Walton	1
Oviedo, Lake	1
Orlando, St. Johns	1
Plantation, Leon	1
Pooler, Broward	1
Pensacola, Dade	1
Panomo City, Bay	1
Parrish, Sarasota	1
Rye, Palm Beach	1
San Marcos, Unknown	1
Ridgewood, Lee	1
Roayl Palm Beach, Palm Beach	1
Roseville, Broward	1
Punta Gorda, Sarasota	1
Putnam, Putnam	1
St Cloud, Orange	1
St Helena Is, Dade	1
Surprise, Unknown	1
Syracuse, Unknown	1
Saint Petersburg, Bay	1
Tinley Park, Manatee	1
Twentynine Palms, Broward	1
Unknown, Manatee	1
Venezuela, Unknown	1
Vernon, Walton	1
Waukesha, Volusia	1
Whippany, Volusia	1
Wilmington, Charlotte	1
Windermere, Alachua	1
Winfield, Hillsborough	1
Winter Garden, Unknown	1
Winter Park, Brevard	1
Winter Park, Unknown	1
Xifamk, Dade	1
Buffalo, Dade	1
Canton, Duval	1
Brunswick, Polk	1
Bryceville, Duval	1
Bradentom, Manatee	1
Bradenton, Lee	1

# COVID-19: characteristics of 2,180,924 Florida resident cases

Data through Apr 27, 2021 verified as of Apr 28, 2021 at 09:25 AM

Data in this report are provisional and subject to change.

The table below includes the cities and counties of residence for cases in Florida residents based on the patient's ZIP Code. Note that city is not always received as part of the initial notification and may be missing while the case is being investigated.

City and county	Cases
Boca Raton, Dade	1
Boca Raton, Madison	1
Bogota, Unknown	1
Bal Harbour, Broward	1
Atlanta, Walton	1
Attalla, Broward	1
Auburn, Palm Beach	1
Autaugaville, Broward	1
Apopka, Volusia	1
Alachua, Suwannee	1
Alafaya, Broward	1
Alafaya, Pinellas	1
Crestview, Broward	1
Clearwater, Leon	1
Charlotte, Alachua	1
Defuniak Springs, Unknown	1
Daytona Beach, Orange	1
Deerfield Beach, Polk	1
Dalecity, Okaloosa	1
Crystal River, Marion	1
Fayetteville, Broward	1
Fellsmere, Brevard	1
Florida City, Unknown	1
Fort Lauderdale, Collier	1
Fort Myers, Alachua	1
El Dorado, Palm Beach	1
East Setauket, Palm Beach	1
Dona Vista, Lake	1
Fleming Island, Duval	1
Gainesville, Levy	1
Great Neck, Dade	1
Glen Cove, Unknown	1
Glen Saint Mary, Duval	1
Golf, Palm Beach	1
Greensboro, Leon	1
Immokalee, Walton	1
Lake Forest, Collier	1
Merrick, Palm Beach	1
Metter, Manatee	1
Miami, Osceola	1
Miamiardens, Unknown	1
Miamksaohes, Dade	1
Irmo, Unknown	1
Jacksonville, Baker	1
Jacksonville, Marion	1
Key West, Palm Beach	1
Kilgore, Dade	1
Jupiter Inlet, Palm Beach	1
Land O Lakes, Unknown	1
Lawton, Okaloosa	1
Levittown, Palm Beach	1
Lima, Manatee	1
Lima, Volusia	1
Macclenny, Dixie	1
Madison, Jefferson	1
Maitland, Collier	1
Yulee, St. Johns	1
Zephyrhills, Hillsborough	1
Topsham, Manatee	1

# COVID-19: characteristics of 2,180,924 Florida resident cases

Data through Apr 27, 2021 verified as of Apr 28, 2021 at 09:25 AM

Data in this report are provisional and subject to change.

The table below includes the cities and counties of residence for cases in Florida residents based on the patient's ZIP Code. Note that city is not always received as part of the initial notification and may be missing while the case is being investigated.

City and county	Cases
Town Of Nocatee, St. Johns	1
Troy, Manatee	1
Unkn, Duval	1
Sweetwater, Manatee	1
Syracuse, Polk	1
Tallahassee, Dade	1
Tamarac, Dade	1
Tavares, Orange	1
Suitland, Volusia	1
Sunbright, Palm Beach	1
Winter Garden, Duval	1
Woodbine, Nassau	1
West Yarmouth, St. Lucie	1
Waipahu, Santa Rosa	1
Ward, Polk	1
Wellborn, Columbia	1
West Aplm Beach, Palm Beach	1
Venetian Islands, Dade	1
Rileyville, Flagler	1
Saint Joseph, Volusia	1
Russellville, Bay	1
Sagamore Beach, Charlotte	1
Saint Augustine, Broward	1
Saint Cloud, Palm Beach	1
San Antonio, Orange	1
Seminole, Leon	1
Shalimar, Unknown	1
Shirley, Flagler	1
Prattville, Hillsborough	1
Prestonsburg, Bay	1
Quincy, Jackson	1
Rapid City, Broward	1
Petersburg, Manatee	1
Piasa, Putnam	1
Palmetto, Pasco	1
Parma, Manatee	1
Pass-A-Grille Beach, Pinellas	1
Oldsmar, Hillsborough	1
Olean, Alachua	1
Other, Dade	1
Palm Beach Gardens, Unknown	1
Palmetto Bay, Palm Beach	1
Missing, Okeechobee	1
Monroe Township, Palm Beach	1
Monroe, Lee	1
Moore Haven, Okeechobee	1
Morrisville, Unknown	1
Missing, Levy	1
Myakka City, Sarasota	1
North Palm Beach, Orange	1
Northport, Sarasota	1
Oakland, Lee	1
New Middletown, Hillsborough	1
New Port Richey, Pinellas	1
Newberry, Marion	1
Newtown, Lake	1
Milford, Lee	1
Mckinney, Broward	1
Miamc, Dade	1



# COVID-19: characteristics of 2,180,924 Florida resident cases

Data through Apr 27, 2021 verified as of Apr 28, 2021 at 09:25 AM

Data in this report are provisional and subject to change.

The table below includes the cities and counties of residence for cases in Florida residents based on the patient's ZIP Code. Note that city is not always received as part of the initial notification and may be missing while the case is being investigated.

City and county	Cases
Matawan, Palm Beach	1
Ldhl, Broward	1
Longwood, Volusia	1
Lake Butler, Alachua	1
Knoxville, Bay	1
Kingsland, Nassau	1
Las Vegas, Palm Beach	1
Leesburg, Seminole	1
Lincoln, St. Lucie	1
Little Neck, Lee	1
Jupiter, St. Lucie	1
Kenilworth, Leon	1
Key West, Duval	1
Keys West, Unknown	1
Jacksonville, Orange	1
Jefferson, Dade	1
Jonesboro, Leon	1
Intrcsion Cty, Osceola	1
Inverness, Marion	1
Inwood, Broward	1
Irvine, Marion	1
Istachatta, Hernando	1
Homeless, Monroe	1
Homeless, Pinellas	1
Howell, Dade	1
Hudson, Hernando	1
Indian Rocks Beach, Duval	1
Indiantown, Palm Beach	1
Inglewood, Sarasota	1
Hernando, Marion	1
Hialeah, Collier	1
Helen, Bay	1
Hoclywsod, Dade	1
Holiday, Pinellas	1
Carmel, Orange	1
Cedar Springs, Hernando	1
Chicago, Unknown	1
Caracas, Dade	1
Bryceville, Baker	1
Coconut Ck, Unknown	1
Dallas, Hernando	1
Dayton, Lake	1
Daytona Beach, Pinellas	1
Alpharetta, Broward	1
O, Manatee	1
Acworth, Okaloosa	1
Apopka, Clay	1
Asheville, Highlands	1
Astoria, Broward	1
Atmore, Escambia	1
Bartow, Hardee	1
Bel Air, Collier	1
Berryton, Palm Beach	1
Brooklyn, Dade	1
Brooklyn, Lee	1
Bonnie, Broward	1
Boston, Broward	1
Downingtown, Broward	1
Downingtown, Hillsborough	1

# COVID-19: characteristics of 2,180,924 Florida resident cases

Data through Apr 27, 2021 verified as of Apr 28, 2021 at 09:25 AM

Data in this report are provisional and subject to change.

The table below includes the cities and counties of residence for cases in Florida residents based on the patient's ZIP Code. Note that city is not always received as part of the initial notification and may be missing while the case is being investigated.

City and county	Cases
Dpo, Santa Rosa	1
Dunedin, Unknown	1
Dearborn, Broward	1
Deer Park, Dade	1
Deerfield Beach, Unknown	1
Deerfield, Dade	1
Deland, Seminole	1
Deltona, Seminole	1
Erie, Monroe	1
Fisher Island, Unknown	1
East Palatka, Hillsborough	1
Eastpoint, Leon	1
Fort Lauderdale, Leon	1
Fort Myers, Sarasota	1
Fort Pierce, Palm Beach	1
Fort White, Clay	1
Garden City, Alachua	1
Gaylord, Orange	1
Goodrich, Charlotte	1
Gotcha, Orange	1
Greensburg, Palm Beach	1
Hallandale, Unknown	1
Harpers Ferry, Palm Beach	1
Haines City, Osceola	1
Saint Augustine, Flagler	1
Sanford, Orange	1
Saint Petersburg, Charlotte	1
Puerto Rico, Unknown	1
Punta Gorda, Unknown	1
Randolph, Orange	1
Rivera Beach, Palm Beach	1
Powell, Lee	1
Seffenner, Hillsborough	1
Seminole, Lee	1
Summerfield, Unknown	1
Stratford, Broward	1
Sunrtise, Dade	1
Tallahassee, Madison	1
Tallahassee, Pinellas	1
Pembroke Pines, Orange	1
Pensacola, Sumter	1
Perth Amboy, Hillsborough	1
Port Orange, Brevard	1
Paducah, Manatee	1
Orlando, Jackson	1
Orlando, Lee	1
Newberry, Levy	1
Nantucket, Palm Beach	1
New Vernon, Palm Beach	1
North Laud, Unknown	1
Ocala, Citrus	1
Ocoee, Unknown	1
Odessa, Dade	1
Oldsrav, Manatee	1
Windermere, Volusia	1
Wtixrat, Dade	1
Westlake Village, Unknown	1
White Plains, Broward	1
Whites Creek, Leon	1

# COVID-19: characteristics of 2,180,924 Florida resident cases

Data through Apr 27, 2021 verified as of Apr 28, 2021 at 09:25 AM

Data in this report are provisional and subject to change.

The table below includes the cities and counties of residence for cases in Florida residents based on the patient's ZIP Code. Note that city is not always received as part of the initial notification and may be missing while the case is being investigated.

City and county	Cases
Watersound, Bay	1
Tampa, Pasco	1
Trenton, Dixie	1
Unknown, Unknown	1
Toms River, Lee	1
Tourist, Dade	1
University Of Central Florida, Lee	1
Unk, Duval	1
Ventura, Orange	1
Crossings, Unknown	1
Davenport, Lake	1
Davie, Unknown	1
Dayton, Citrus	1
Dayton, Orange	1
Dearborn Heights, Hillsborough	1
Edgewood, Broward	1
Elkton, Putnam	1
Dover, Lee	1
Chesterfield, Broward	1
Carteret, Polk	1
Cincinnati, Dade	1
Connellsville, Highlands	1
Armstrong, St. Johns	1
Atl, Brevard	1
Alva, Escambia	1
Andalusia, Escambia	1
Arcadia, Highlands	1
Baker, Santa Rosa	1
Belleville, Palm Beach	1
Belmont, Santa Rosa	1
Blountstown, Broward	1
Bronson, Alachua	1
Brooker, Alachua	1
Bradenton, Clay	1
Brandon, Pinellas	1
Bonita, Lee	1
Bocaraten, Palm Beach	1
Hudson, Pinellas	1
Indian Rock Beach, Palm Beach	1
Hoosick Falls, Broward	1
Hialeahgardens, Dade	1
Hiram, Leon	1
Interlachen, Duval	1
Jacksonville, Nassau	1
Fort Myers, Broward	1
Gainesville, Okaloosa	1
Floral, Okaloosa	1
Forestville, Volusia	1
Greenbrier, Bay	1
Greenville, Palm Beach	1
Groveland, Orange	1
Longwood, Broward	1
Lucedale, St. Lucie	1
Macclenny, Duval	1
Mantua, Broward	1
Kure Beach, Monroe	1
Lakeland, Palm Beach	1
Kacksonville, Duval	1
Kechi, Orange	1

# COVID-19: characteristics of 2,180,924 Florida resident cases

Data through Apr 27, 2021 verified as of Apr 28, 2021 at 09:25 AM

Data in this report are provisional and subject to change.

The table below includes the cities and counties of residence for cases in Florida residents based on the patient's ZIP Code. Note that city is not always received as part of the initial notification and may be missing while the case is being investigated.

City and county	Cases
Mexico, Orange	1
Mayaguez, Dade	1
Middletown, Osceola	1
Monroe, Hillsborough	1
Missing, Gilchrist	1
Plant City, Hendry	1
Plant City, Pinellas	1
Plantation, Unknown	1
Parlin, Broward	1
Orlando, Highlands	1
Opa Locka, Unknown	1
Orem, Nassau	1
Olando, Orange	1
Ocoee, Polk	1
Newport Beach, Palm Beach	1
North Adams, Manatee	1
North Little Rock, Palm Beach	1
Northville, Broward	1
Ocala, Indian River	1
Ocoee, Broward	1
Pound Ridge, Leon	1
Ponce, Orange	1
Port Charlotte Fl, Unknown	1
Port Saint Lucie, Duval	1
Saint Petersburg, Dade	1
San Juan, Osceola	1
San Pedro Sula, Dade	1
Sandy, Duval	1
Richmond Heights, Dade	1
Ridge Manor, Hernando	1
Riverview, Pinellas	1
Rochester, Lee	1
Rosemary Beach, Bay	1
Saint Cloud, Orange	1
South Otselic, Dade	1
Sevierville, Dade	1
Stockbridge, Leon	1
Sullivans Island, Dade	1
Southampton, Palm Beach	1
Springhill, Unknown	1
Wayne, Dade	1
West Lafayette, Desoto	1
West Simsbury, Collier	1
Summerville, Dade	1
Tallahassee, Escambia	1
Tampa, Lee	1
Tinley Park, Lee	1
University Of Central Fl, Dade	1
Telluride, Lee	1
Windermere, Polk	1
Winter Park, Lake	1
Winter, Pinellas	1
Downers Grove, St. Lucie	1
Delrey Beach, Palm Beach	1
Export, Palm Beach	1
Fdsf, Unknown	1
Felda, Palm Beach	1
Flagler Beach, Volusia	1
Flora, Lee	1

# COVID-19: characteristics of 2,180,924 Florida resident cases

Data through Apr 27, 2021 verified as of Apr 28, 2021 at 09:25 AM

Data in this report are provisional and subject to change.

The table below includes the cities and counties of residence for cases in Florida residents based on the patient's ZIP Code. Note that city is not always received as part of the initial notification and may be missing while the case is being investigated.

City and county	Cases
Fort Myers, Lake	1
Fresno, Pasco	1
Fruitland Park, Sumter	1
Fwb, Unknown	1
Gainesville, Marion	1
Gastonia, Polk	1
Clearwater, Highlands	1
Clermont, Unknown	1
Columbia, Orange	1
Coral Gables, Unknown	1
Coral Springs, Unknown	1
Crestview, Dade	1
Dade City, Polk	1
Dania, Unknown	1
Darien, Pasco	1
Arcadia, Charlotte	1
Aspen, Palm Beach	1
Atl, Broward	1
Atlanta, Broward	1
Aurburndale, Polk	1
Aventura, Unknown	1
Azalea Park, Sarasota	1
Bartow, Unknown	1
Biscayne Park, Broward	1
Boca Rotan, Unknown	1
Alpharetta, Alachua	1
Apalachicola, Leon	1
Brooksville, Columbia	1
Bryn Mawr, Collier	1
Canfield, Duval	1
Hilliard, Dade	1
Hollywood, Leon	1
Holt, Unknown	1
Homestead, Monroe	1
Homestead, Unknown	1
Humble, Broward	1
Green, Clay	1
Greensburg, Orange	1
Greenville, Monroe	1
Gulf Shores, Escambia	1
Havanna, Gadsden	1
Jacksonville, Flagler	1
Jacksonville, Palm Beach	1
Johns Island, Wakulla	1
Killarney, Orange	1
Knoxville, Duval	1
Lake City, Volusia	1
Los Angeles, Polk	1
Lakeland, Pasco	1
Lakewood, Unknown	1
Naugatuck, Lee	1
New Vernon, Sarasota	1
New York, Broward	1
Myakka, Duval	1
Maitland, Unknown	1
Matlacha Island, Lee	1
Melbourne, Dade	1
Melbourne, Orange	1
Miami Beach, Palm Beach	1

# COVID-19: characteristics of 2,180,924 Florida resident cases

Data through Apr 27, 2021 verified as of Apr 28, 2021 at 09:25 AM

Data in this report are provisional and subject to change.

The table below includes the cities and counties of residence for cases in Florida residents based on the patient's ZIP Code. Note that city is not always received as part of the initial notification and may be missing while the case is being investigated.

City and county	Cases
Miami Granders, Dade	1
Missing, Baker	1
Milford, Palm Beach	1
Milford, Polk	1
Minneapolis, Broward	1
Colorado Springs, Unknown	1
Conifer, Lee	1
Clarksboro, Lee	1
Chipley, Holmes	1
Celebration, Palm Beach	1
Chattanooga, Dade	1
Eatonville, Seminole	1
Dunellen, Dade	1
Cutler Bay, Broward	1
Daniel Island, Bay	1
Destin, Unknown	1
Diamond, Highlands	1
Doral, Broward	1
Altamonte, Orange	1
Alva, Collier	1
333, Unknown	1
Allentown, Putnam	1
Apple Creek, Citrus	1
Amelia Village, Nassau	1
Barefoot Beach, Lee	1
Battle Creek, Manatee	1
Avon, Manatee	1
Aventura, Osceola	1
Azalea Park, Osceola	1
Bear Grass, Palm Beach	1
Boca Raton,, Palm Beach	1
Bryn Mawr, Palm Beach	1
Burkeville, Brevard	1
Camden Wyoming, Duval	1
Boston, Dade	1
Brewster, Volusia	1
Hallandate Ben, Unknown	1
Havana, Leon	1
Hickory, Lee	1
El Paso, Unknown	1
Elbow Lake, Palm Beach	1
Fairless Hills, Broward	1
Everett, Dade	1
Fort Denaud, Glades	1
Fort Meyers, Lee	1
FI State Lot, Leon	1
Fortlauderdale, Unknown	1
Fortwalton Beach, Okaloosa	1
Ft Pierce, Unknown	1
Garland, Orange	1
Homer, Escambia	1
Hilliard, Unknown	1
Jeffersonville, Broward	1
Lehigh Cares, Lee	1
Live Oak, Columbia	1
Loganville, Orange	1
Lansdale, Lake	1
Lapeer, Manatee	1
Lauderdale Hill, Unknown	1



# COVID-19: characteristics of 2,180,924 Florida resident cases

Data through Apr 27, 2021 verified as of Apr 28, 2021 at 09:25 AM

Data in this report are provisional and subject to change.

The table below includes the cities and counties of residence for cases in Florida residents based on the patient's ZIP Code. Note that city is not always received as part of the initial notification and may be missing while the case is being investigated.

City and county	Cases
Knoxville, Escambia	1
Lake Mary, Lake	1
Ocala, Unknown	1
Middleburg, Duval	1
Midland, Osceola	1
Missing, Hamilton	1
Missing, Wakulla	1
Monterey, Broward	1
Mumford, Manatee	1
N/A, Duval	1
Naples, Alachua	1
Longwood, Orange	1
Miami, Charlotte	1
Miamii, Dade	1
Miami Garden, Unknown	1
Oviedo, Leon	1
Palm City, Unknown	1
Ocean City, Broward	1
Old Town, Gilchrist	1
Opa Locka, Polk	1
Orem, Sarasota	1
Orem, Unknown	1
Ridgewood, Broward	1
Riverview, Manatee	1
Rochester, Broward	1
Roseland, Palm Beach	1
Pompano Beach, Alachua	1
Porter Ranch, Dade	1
Raiford, Bradford	1
Ponte Vedra Beach, Orange	1
Port Orange , Volusia	1
Port Saint Lucie, Indian River	1
University Of Central Florida, Hillsborough	1
Wilbur By The Sea, Volusia	1
Willowbrook, Lee	1
Wilmington, Pasco	1
Westerville, Hillsborough	1
Wilton Manors, Dade	1
Winston Salem, Unknown	1
Winter Garden, Hillsborough	1
Woodland Hills, Brevard	1
Youngstown, Calhoun	1
Yulee, Duval	1
San Antonio, Dade	1
San Diego, Unknown	1
Republic, Monroe	1
Richmond, Palm Beach	1
Russellville, Hillsborough	1
Saint Augustine, Okaloosa	1
Steinhatchee, Alachua	1
Sandyport, Dade	1
Sanford, Palm Beach	1
Sebastian, Lake	1
Village Of Palm Springs, Palm Beach	1
Virginia Beach, Alachua	1
Wayne, Palm Beach	1
Webster, Pasco	1
Wekiva Springs, Orange	1
Union City, Bradford	1

# COVID-19: characteristics of 2,180,924 Florida resident cases

Data through Apr 27, 2021 verified as of Apr 28, 2021 at 09:25 AM

Data in this report are provisional and subject to change.

The table below includes the cities and counties of residence for cases in Florida residents based on the patient's ZIP Code. Note that city is not always received as part of the initial notification and may be missing while the case is being investigated.

City and county	Cases
University Of Central Fl, Pasco	1
Tower Lakes, Lee	1
Tallahassee, Wakulla	1
Tampa, Escambia	1
Tampa, Manatee	1
Tangerine, Lake	1
Opalocka, Dade	1
Orlando, Union	1
Ovido, Seminole	1
Oxford, Palm Beach	1
North Canton, Palm Beach	1
Oakland, Leon	1
Ocala, Alachua	1
Okeechobee, St. Lucie	1
Miamf, Dade	1
Miami G, Dade	1
Miami, Collier	1
Miami, St. Lucie	1
Marshall, Palm Beach	1
New Richmond, Volusia	1
Rio Dell, Volusia	1
Rochelle, Volusia	1
Port Saint Lucie, Orange	1
Princeton, Alachua	1
Provincetown, Collier	1
Panama City, Walton	1
Perry, Leon	1
Perth Amboy, Monroe	1
Palm Coast, Duval	1
Sarasota, Hillsborough	1
Saint Cloud, Lee	1
Saint Johns, Orange	1
San Antonio, Sarasota	1
San Antonio, Unknown	1
Sanford, Volusia	1
Shannon, Collier	1
Soddy Daisy, Broward	1
Soldotna, Broward	1
South Burlington, Orange	1
Spring Park, Alachua	1
Wheaton, Lee	1
Wilmington, Broward	1
Wesley Chapel, Alachua	1
Umatilla, Alachua	1
University Of Central Florida, Monroe	1
Virginia Beach, Hernando	1
Waco, Broward	1
Washington, Broward	1
Steinhatchee, Madison	1
Tampa, Volusia	1
Tamarac, Seminole	1
Tangerine, Seminole	1
Tewksbury, Orange	1
Toms River, Dade	1
Winter Park, Osceola	1
Wood River, Polk	1
Worcester, Palm Beach	1
Winter Park, Alachua	1
Fort Myers, Dade	1

# COVID-19: characteristics of 2,180,924 Florida resident cases

Data through Apr 27, 2021 verified as of Apr 28, 2021 at 09:25 AM

Data in this report are provisional and subject to change.

The table below includes the cities and counties of residence for cases in Florida residents based on the patient's ZIP Code. Note that city is not always received as part of the initial notification and may be missing while the case is being investigated.

City and county	Cases
Grassy Key, Monroe	1
Floralá, Escambia	1
Jersey City, Polk	1
Jamaica, Broward	1
Haverford, Hillsborough	1
Herrin, Orange	1
Jacksonville, Manatee	1
Gainesville, Baker	1
Gilmer, Dade	1
Haledon, Dade	1
Jupiter, Unknown	1
Kingsland, Duval	1
Kissimmee, Brevard	1
Lake In The Hills, Columbia	1
Lake Placid, Alachua	1
Lake Worth Beach, Broward	1
Lander, Citrus	1
Las Vegas, Orange	1
Los Angeles, Palm Beach	1
Marianna, Calhoun	1
Lemoyne, Manatee	1
Lawrence Township, Palm Beach	1
Lyndhurst, Broward	1
Magnolia Square, Osceola	1
Maitland, Alachua	1
Bronx, Broward	1
Carol Stream, Orange	1
Castleberry, Escambia	1
Buffalo, Palm Beach	1
Bryant, Alachua	1
Apo, Pasco	1
Apopka, Flagler	1
99, Unknown	1
Alanson, Bay	1
Aollywoss, Dade	1
Boca Raton, Unknown	1
Bohealia, Lee	1
Blowing Rock, Polk	1
Belleair, Hillsborough	1
Dorchester, Orange	1
Estero, Collier	1
Fanning Springs, Levy	1
Felton, Manatee	1
Deland, Polk	1
Cumberland, Palm Beach	1
Dade City, Hillsborough	1
Dallas, Lee	1
De Leon Springs, Putnam	1
Dearborn, Lee	1
Clear Brook, Lee	1
Charlotte, Pasco	1
Crestview, Holmes	1
College Station, Lake	1
Columbus, Brevard	1
Cookeville, Seminole	1
Venice, Unknown	1
Westbrook, Dade	1
Wichita, Volusia	1
Washington, Unknown	1

# COVID-19: characteristics of 2,180,924 Florida resident cases

Data through Apr 27, 2021 verified as of Apr 28, 2021 at 09:25 AM

Data in this report are provisional and subject to change.

The table below includes the cities and counties of residence for cases in Florida residents based on the patient's ZIP Code. Note that city is not always received as part of the initial notification and may be missing while the case is being investigated.

City and county	Cases
Wells, Polk	1
Zolfo Springs, Polk	1
Yukon, Broward	1
Winder Garden, Orange	1
Windermere, Leon	1
Windermere, Osceola	1
Windermere, Seminole	1
Winter Garden, Broward	1
Winter Garden, Pinellas	1
Winter Park, Broward	1
Shelton, Manatee	1
Sarasota, Flagler	1
Saxis, Lee	1
Schenectady, Polk	1
Sebring, Lee	1
Saint Petersburg, St. Lucie	1
Sandford, Seminole	1
Rye, Duval	1
Saint Cloud, Unknown	1
Saint Johns, Unknown	1
Sun City Center, Hardee	1
Sodus, Charlotte	1
Spring Hill , Hernando	1
Spring Hill, Dade	1
Starke, Clay	1
Stone Mountain, Palm Beach	1
Tulsa, Orange	1
Tiffin, Highlands	1
Tallahassee, Duval	1
Tallahassee, Unknown	1
Tampa, Palm Beach	1
Tavares, Marion	1
Temple Terrace, Pasco	1
Port Everglades, Broward	1
Plantation, Orange	1
Pompano Beach, Martin	1
Peoria, Unknown	1
Potomac, Palm Beach	1
Rex, Duval	1
Orange City, Seminole	1
Orange Park , Duval	1
Orem, Broward	1
Orlando, Columbia	1
Orlando, Indian River	1
Orlando, Sarasota	1
Parker, Dade	1
Parker, Leon	1
Palm Coast, Polk	1
Oviedo, Brevard	1
Pacifica, Dade	1
New Orleans, Palm Beach	1
Newark, Broward	1
Newburgh, Bay	1
Old Town, Alachua	1
Omaha, Palm Beach	1
Ona, Manatee	1
Oooooo, Unknown	1
Ocoee, Osceola	1
Okeechobee, Broward	1

# COVID-19: characteristics of 2,180,924 Florida resident cases

Data through Apr 27, 2021 verified as of Apr 28, 2021 at 09:25 AM

Data in this report are provisional and subject to change.

The table below includes the cities and counties of residence for cases in Florida residents based on the patient's ZIP Code. Note that city is not always received as part of the initial notification and may be missing while the case is being investigated.

City and county	Cases
North Pole, Seminole	1
North Port, Lee	1
Navarre, Dade	1
Middlesburg, Duval	1
Davenport, Orange	1
Daytona Beach, Unknown	1
Deland, St. Lucie	1
Deltona, Orange	1
Columbus, Dade	1
Conway, Leon	1
Coventry, Broward	1
Cuttler Bay, Dade	1
Cypress, Leon	1
East Hampton, Palm Beach	1
Fort Myers-, Lee	1
Fort Pierce, Unknown	1
Fort Myers, Manatee	1
Foley, Escambia	1
Altoona, Marion	1
Anaheim, Unknown	1
Argyle, Walton	1
Athens, Duval	1
Bal Harbor, Dade	1
Bogota, Orange	1
Bradenton, Dade	1
Bradenton, Osceola	1
Bridgeport, Dade	1
Bronx, Palm Beach	1
Cambridge, Broward	1
Clermont, Seminole	1
Clermont, Volusia	1
Clewiston, Glades	1
Cartersville, Unknown	1
Coconut Creek, Dade	1
Littleton, Dade	1
Los Angeles Ca, Unknown	1
Los Angeles, Hardee	1
Leesburg, Marion	1
Lehigh Acres, Dade	1
Lewisburg, Pasco	1
Largo, Unknown	1
Miami, Manatee	1
Miami Beach, Broward	1
Macdill Air Force Base, Hillsborough	1
Manchester, Okaloosa	1
Margate, Dade	1
Marshall, Dade	1
Mary Esther, Unknown	1
Medford, Palm Beach	1
Gainesville, Duval	1
Granada Hills, Broward	1
Guilford, Dade	1
Hailandale, Unknown	1
Harrison, Pinellas	1
Holly Ridge, Orange	1
Homeless, Polk	1
Homosassa, Hernando	1
Homossassa, Citrus	1
Jerusalem, St. Johns	1

# COVID-19: characteristics of 2,180,924 Florida resident cases

Data through Apr 27, 2021 verified as of Apr 28, 2021 at 09:25 AM

Data in this report are provisional and subject to change.

The table below includes the cities and counties of residence for cases in Florida residents based on the patient's ZIP Code. Note that city is not always received as part of the initial notification and may be missing while the case is being investigated.

City and county	Cases
Lake City, Hamilton	1
La Grange, Dade	1
Total	2,180,924

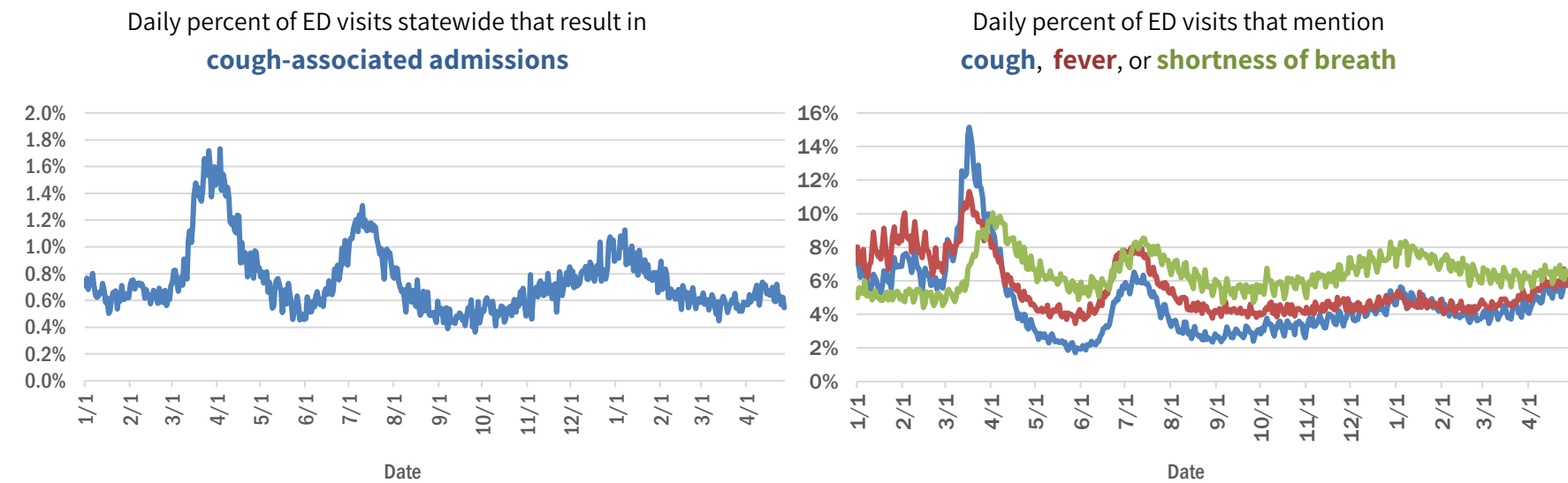


# COVID-19: additional surveillance information

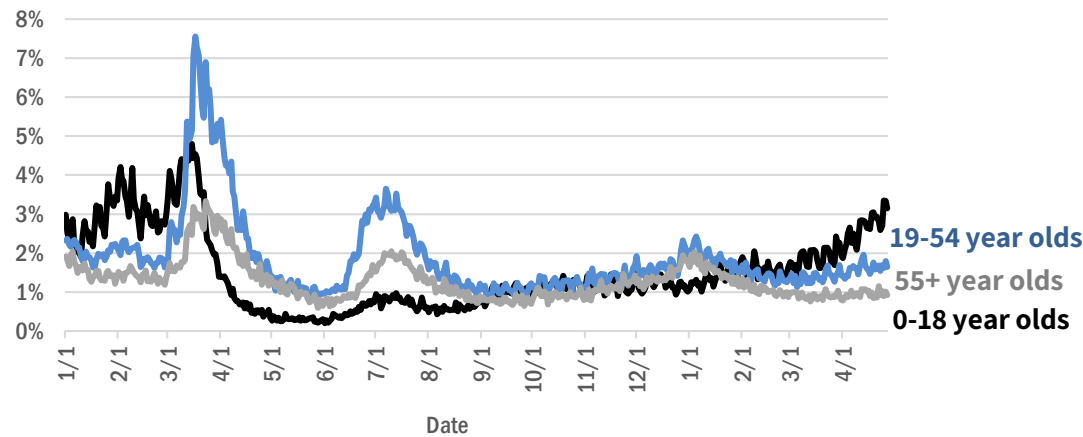
Data through Apr 27, 2021 verified as of Apr 28, 2021 at 09:25 AM

Data in this report are provisional and subject to change.

## Statewide emergency department (ED) chief complaint and admission data



## Daily percent of ED visits statewide that mention cough by age group



The Electronic Surveillance System for the Early Notification of Community-Based Epidemics (ESSENCE-FL) includes chief complaint data from 211 of 211 Florida EDs. Data are transmitted electronically to ESSENCE-FL daily or hourly.

# COVID-19: testing by laboratory

Data through Apr 27, 2021 verified as of Apr 28, 2021 at 09:25 AM

Data in this report are provisional and subject to change.

The numbers in the table below represent the number of Florida and non-Florida residents for whom test results were received by the Department of Health. A person can be tested by more than one laboratory and can have both positive and negative results. **Therefore, the sum of the numbers in each column will be larger than the total number of people tested.**

Reporting lab	Inconclusive	Negative	Positive	Percent positive	Total
CURATIVE LABS	16,163	1,766,323	277,123	13%	2,059,609
LABORATORY CORPORATION OF AMERICA	2,643	1,694,694	230,455	12%	1,927,792
QUEST DIAGNOSTICS	12,286	1,422,081	209,038	13%	1,643,405
BIO REFERENCE LABORATORIES, INC	7,569	976,894	188,810	16%	1,173,273
HELIX	10,296	744,833	130,998	15%	886,127
REALTOX LABS LLC	6,943	625,270	102,909	14%	735,122
NOMI_HEALTH	3,449	569,875	79,036	12%	652,360
RCA LABORATORY SERVICES, LLC/GENETWORX		487,231	54,720	10%	541,951
GENETWORX	661	390,597	32,997	8%	424,255
PALM BEACH BALLPARK		375,520	42,868	10%	418,388
CDR MAGUIRE - HEALTH CARE CENTER		338,621	51,562	13%	390,183
PWNHEALTH	2,124	309,214	43,357	12%	354,695
IMPACT HEALTH BIOMETRIC TESTING, INC	1,047	234,612	28,387	11%	264,046
EAST FLORIDA STATE COLLEGE - BREVARD		212,886	26,986	11%	239,872
BPHL-JACKSONVILLE	18	203,053	34,906	15%	237,977
ADVENTHEALTH LAB	99	187,811	24,207	11%	212,117
FULGENT DIAGNOSTICS LABORATORY	4,135	181,900	20,906	10%	206,941
BPHL-MIAMI	225	166,635	27,892	14%	194,752
NOMI HEALTH LAB SERVICES		172,679	19,999	10%	192,678
MAKO GENOMICS	8,266	146,951	27,106	15%	182,323
CB SMITH PARK		150,114	18,792	11%	168,906
MAYO CLINIC LABORATORIES	342	145,144	17,898	11%	163,384
BAYCARE LABORATORIES LLC	668	148,097	12,503	8%	161,268
AEGIS SCIENCES CORPORATION	1,342	133,420	21,587	14%	156,349
ELABNETWORK	1,059	139,485	11,988	8%	152,532
MEMORIAL REGIONAL HOSPITAL SOUTH	31	126,321	25,439	17%	151,791
ORLANDO HEALTH SYSTEM	687	132,997	13,492	9%	147,176
ASCENSION SACRED HEART HOSPITAL - PENSACOLA	2	118,681	18,143	13%	136,826
BIOCOLLECTIONS WORLDWIDE, INC	770	117,250	13,874	11%	131,894
NORTHWEST LABORATORY	247	121,126	6,479	5%	127,852
AKESOGEN		102,982	20,015	16%	122,997
TESTING MATTERS INC	1,251	101,408	18,894	16%	121,553
ADVENT HEALTH LAB	112	101,258	13,955	12%	115,325
MEDICAL DIAGNOSTIC LABORATORIES	977	98,611	14,221	12%	113,809
BPHL-TAMPA (SPECTRUM BLVD)	46	95,611	17,728	16%	113,385
UF HEALTH MEDICAL LAB	33	102,848	9,728	9%	112,609
TAMPA GENERAL HOSPITAL	4	101,364	9,695	9%	111,063
DIATHERIX LABORATORIES (VRL EUROFINs)	1	89,708	13,271	13%	102,980
BAPTIST HEALTH SOUTH FLORIDA	395	88,333	13,222	13%	101,950
KORVALABS, INC	1,285	92,259	4,728	5%	98,272
SUNPATH MEDICAL DIAGNOSTICS LABORATORY	844	80,202	12,366	13%	93,412
ASCENSION ST VINCENT'S - RIVERSIDE	2	75,975	10,529	12%	86,506
LAKELAND REGIONAL MEDICAL CENTER	263	74,306	9,593	11%	84,162
SOUTH MIAMI HOSPITAL LAB	471	72,987	10,187	12%	83,645
JACKSON MEMORIAL HOSPITAL CLINICAL LAB	79	70,040	12,192	15%	82,311
INGENIOUS PERSONALIZED MEDICINE	244	61,731	12,455	17%	74,430
UF HEALTH SHANDS HOSPITAL	530	67,144	4,797	7%	72,471

# COVID-19: testing by laboratory

Data through Apr 27, 2021 verified as of Apr 28, 2021 at 09:25 AM

Data in this report are provisional and subject to change.

The numbers in the table below represent the number of Florida and non-Florida residents for whom test results were received by the Department of Health. A person can be tested by more than one laboratory and can have both positive and negative results. **Therefore, the sum of the numbers in each column will be larger than the total number of people tested.**

Reporting lab	Inconclusive	Negative	Positive	Percent positive	Total
MINUTECLINIC LLC		60,732	10,334	15%	71,066
AMERICAN HEALTH ASSOCIATES	9	64,461	5,354	8%	69,824
APPLIED INGENUITY DIAGNOSTICS LLC		62,474	3,194	5%	65,668
AIT LABORATORIES		55,474	6,834	11%	62,308
BAPTIST HEALTH - JACKSONVILLE	4	55,212	4,183	7%	59,399
GENESIS REFERENCE LABORATORIES		52,462	5,478	9%	57,940
ADVENTIST HEALTH SYSTEMS SUNBELT INC DBA		49,283	6,381	11%	55,664
SARASOTA MEMORIAL HOSPITAL MAIN LAB	12	49,477	4,140	8%	53,629
TALLAHASSEE MEMORIAL HOSPITAL	242	47,300	5,620	11%	53,162
ARUP LABORATORIES	16	50,111	2,927	6%	53,054
BROWARD GENERAL MEDICAL CENTER-CLINICAL LAB	2	46,788	5,129	10%	51,919
NICKLAUS CHILDREN'S HOSPITAL	74	45,942	5,783	11%	51,799
FLORIDA HOSPITAL - TAMPA	37	45,461	3,606	7%	49,104
AMELIA EARHART		41,687	6,908	14%	48,595
DWIC OF TAMPA BAY INC		41,392	5,609	12%	47,001
MEDFAST URGENT CARE CENTERS, LLC	20	39,980	6,126	13%	46,126
VIRACOR EUROFINs		35,986	9,846	21%	45,832
MILLENNIUM PHYSICIAN GROUP	17	37,371	7,334	16%	44,722
UNIVERSITY OF MIAMI HOSPITAL	154	39,819	3,970	9%	43,943
LEE HEALTH - CAPE CORAL HOSPITAL	3	37,578	6,005	14%	43,586
INTEGRATED REGIONAL LABORATORIES LLP	14	37,251	5,218	12%	42,483
UF HEALTH JACKSONVILLE	60	38,066	4,276	10%	42,402
ECCO LAB GROUP CO	545	35,291	4,769	12%	40,605
MOUNT SINAI MEDICAL CENTER	13	33,742	3,572	10%	37,327
ORANGE COUNTY CONVENTION CENTER		33,330	3,719	10%	37,049
NORTH FLORIDA REGIONAL MEDICAL CENTER		33,300	3,693	10%	36,993
WALGREENS	38	30,255	5,587	16%	35,880
BRANDON REGIONAL HOSPITAL		31,737	4,118	11%	35,855
ST JOSEPHS HOSPITAL LABORATORY	23	31,847	3,967	11%	35,837
NIGHT LITE PEDIATRIC CENTER LLC		32,332	3,388	9%	35,720
MIAMI DADE COUNTY		32,091	3,527	10%	35,618
STS LAB 2 LLC	6	32,723	1,793	5%	34,522
GENESIS MEDICAL LABORATORY	467	28,771	5,073	15%	34,311
JUPITER MEDICAL CENTER LAB	87	30,639	2,954	9%	33,680
JFK MEDICAL CENTER LAB	1	28,620	3,594	11%	32,215
PALMETTO GENERAL HOSPITAL LAB	3	26,529	5,079	16%	31,611
HOLY CROSS HOSPITAL CLINICAL LAB	1	28,699	2,695	9%	31,395
WATSON CLINIC LLP		25,026	5,850	19%	30,876
AVENTUS BIO LABS	16	26,149	3,606	12%	29,771
MIAMI BEACH CONVENTION CENTER		26,105	2,110	7%	28,215
INFINITY BIOLOGIX LLC (GINKO BIOWORKS)	115	26,271	1,229	4%	27,615
MALABAR MEDICAL WALK IN CLINIC	1	23,101	4,509	16%	27,611
HEALTHLINK DIAGNOSTIC LABORATORIES	298	24,680	2,458	9%	27,436
CLEVELAND CLINIC TRADITION HOSPITAL		25,126	1,994	7%	27,120

# COVID-19: testing by laboratory

Data through Apr 27, 2021 verified as of Apr 28, 2021 at 09:25 AM

Data in this report are provisional and subject to change.

The numbers in the table below represent the number of Florida and non-Florida residents for whom test results were received by the Department of Health. A person can be tested by more than one laboratory and can have both positive and negative results. **Therefore, the sum of the numbers in each column will be larger than the total number of people tested.**

Reporting lab	Inconclusive	Negative	Positive	Percent positive	Total
CLEVELAND CLINIC HOSPITAL LAB	4	23,988	2,613	10%	26,605
ACCESS DX LABORATORY	230	23,529	2,139	8%	25,898
MORTON PLANT HOSPITAL-ADLER INSTITUTE	26	22,875	2,814	11%	25,715
SAINT MARY'S MEDICAL CENTER	27	22,080	2,445	10%	24,552
LAB DIAGNOSTICS LLC	397	18,603	5,374	22%	24,374
DRS CLACK SPENCER WHITE & MCCORMACK PA D/B/A		21,917	2,153	9%	24,070
UNITED CLINICAL LABORATORY LLC	3	21,132	2,764	12%	23,899
PANCARE OF FLORIDA INC		21,058	2,546	11%	23,604
BAYFRONT HEALTH - ST PETERSBURG	17	20,391	2,650	11%	23,058
STATLAB_MOBILE	1	20,541	2,064	9%	22,606
NAPLES COMMUNITY HOSPITAL	74	19,962	2,068	9%	22,104
PATIENTS FIRST LAKE ELLA MEDICAL CENTER PA		18,404	3,314	15%	21,718
LEESBURG REGIONAL MEDICAL CENTER		18,209	2,488	12%	20,697
ADVENT HEALTH - DAYTONA BEACH	32	18,890	1,758	9%	20,680
HOMESTEAD HOSPITAL CLINICAL LABORATORY	27	16,981	3,559	17%	20,567
CLARITY LAB SOLUTIONS	110	18,246	2,133	10%	20,489
EXACT SCIENCES LABORATORIES	1	18,177	2,308	11%	20,486
OSCEOLA REGIONAL MEDICAL CENTER	1	17,983	2,485	12%	20,469
LAWNWOOD REGIONAL MEDICAL CENTER	1	17,794	2,431	12%	20,226
SYNERGY DIAGNOSTIC LABORATORY	98	17,672	2,428	12%	20,198
NORTHWEST MEDICAL CENTER	1	17,490	2,394	12%	19,885
MEMORIAL HOSPITAL JACKSONVILLE	8	16,880	2,880	15%	19,768
VISTA CLINICAL DIAGNOSTICS	491	16,808	2,100	11%	19,399
ORANGE PARK MEDICAL CENTER	9	16,174	2,827	15%	19,010
BETHESDA HOSPITAL EAST		17,121	1,657	9%	18,778
OAK HILL HOSPITAL		16,563	1,999	11%	18,562
INDIAN RIVER PATHOLOGY LLC		17,192	1,331	7%	18,523
DELRAY MEDICAL CENTER LAB	3	16,594	1,799	10%	18,396
MEMORIAL REGIONAL HOSPITAL CLINICAL LABORATORY	10	16,821	1,110	6%	17,941
LABS ASAP LLC		16,131	1,588	9%	17,719
WEST KENDALL BAPTIST HOSPITAL	14	14,420	3,241	18%	17,675
ADVENTHEALTH CENTRA CARE LAKE BUENA VISTA		15,443	2,112	12%	17,555
BAPTIST HEALTH - SOUTH		16,228	1,315	7%	17,543
HEALTH CENTER AT SINAI RESIDENCES		16,926	506	3%	17,432
MEDRITE MEDICAL CARE, PC	6,840	9,431	937	5%	17,208
BIOCERNA LABS	461	14,582	2,112	12%	17,155
NEMOURS CHILDRENS HOSPITAL	1	16,125	1,011	6%	17,137
ACCESS MEDICAL LABORATORIES	4	8,756	8,333	49%	17,093
LARGO MEDICAL CENTER		15,153	1,814	11%	16,967
WINTER HAVEN HOSPITAL CLINICAL LABORATORY	4	14,371	2,545	15%	16,920
THE HEALTHCARE DISTRICT OF PALM BEACH COUNTY	51	14,633	2,063	12%	16,747
MOLECULAR INFECTIOUS DISEASES	649	15,327	727	4%	16,703
MEDICAL CENTER OF TRINITY CLINICAL LABORATORY	2	14,818	1,675	10%	16,495
FULGENT DIAGNOSTICS	172	15,318	1,002	6%	16,492
PALMS WEST HOSPITAL LAB	2	14,195	2,136	13%	16,333



# COVID-19: testing by laboratory

Data through Apr 27, 2021 verified as of Apr 28, 2021 at 09:25 AM

Data in this report are provisional and subject to change.

The numbers in the table below represent the number of Florida and non-Florida residents for whom test results were received by the Department of Health. A person can be tested by more than one laboratory and can have both positive and negative results. **Therefore, the sum of the numbers in each column will be larger than the total number of people tested.**

Reporting lab	Inconclusive	Negative	Positive	Percent positive	Total
WELLINGTON REGIONAL MED CTR LAB	6	14,468	1,798	11%	16,272
UHEALTH CORAL GABLES/LENNAR MED CTR	55	14,988	1,094	7%	16,137
BAPTIST HEALTHCARE - BAPTIST HOSPITAL	6	12,808	3,303	20%	16,117
LEE HEALTH - LEE MEMORIAL HOSPITAL		12,227	3,750	23%	15,977
PRIVA PATH LABS	82	14,803	1,014	6%	15,899
NATIONWIDE LABORATORY SERVICES INC	550	13,511	1,835	12%	15,896
WEST FLORIDA HOSPITAL LAB	1	12,496	3,147	20%	15,644
MERCY HOSPITAL A CAMPUS OF PLANTATION GEN HOSP LAB	1	13,176	2,296	15%	15,473
WESTSIDE REGIONAL MED CTR	2	13,204	2,233	14%	15,439
GOOD SAMARITAN MEDICAL CENTER LAB	2	13,459	1,919	12%	15,380
REGIONAL MEDCIAL CENTER BAYONET POINT	2	13,990	1,212	8%	15,204
CARDIOPATH	84	13,000	1,915	13%	14,999
THE VILLAGES REGIONAL HOSPITAL		13,466	1,432	10%	14,898
NONA SCIENTIFIC	5	11,536	3,170	22%	14,711
GULF COAST MEDICAL CENTER MICROLAB		11,535	3,059	21%	14,594
INDIAN RIVER MEDICAL CENTER LAB		13,669	852	6%	14,521
AVENTURA HOSPITAL LAB		11,710	2,649	18%	14,359
CORAL GABLES HOSPITAL CLINICAL LABORATORY		12,178	2,096	15%	14,274
BAPTIST HEALTH SOUTH FLORIDA - WEST KENDALL URGENT CARE		11,701	2,290	16%	13,991
CAPITAL REGIONAL MEDICAL CTR		11,393	2,493	18%	13,886
PRECISION HEALTH RESOURCES LLC		12,959	900	6%	13,859
BLAKE MEDICAL CENTER		12,195	1,619	12%	13,814
WEST BOCA MEDICAL CENTER LAB		12,782	994	7%	13,776
HALIFAX MEDICAL CENTER LAB	39	11,639	2,027	15%	13,705
LEE HEALTH - HEALTH PARK MEDICAL CENTER		11,403	2,086	15%	13,489
MANATEE MEMORIAL HOSPITAL		12,351	1,114	8%	13,465
ST ANTHONY'S HOSPITAL LAB	30	11,596	1,637	12%	13,263
LEE DAVIS COMMUNITY RESOURCE CENTER		11,287	1,964	15%	13,251
PALM BEACH GARDENS MEDICAL CTR LAB		11,908	1,285	10%	13,193
PHYSICIANS REGIONAL MEDICAL CENTER - PINE RIDGE RD	1	11,506	1,263	10%	12,770
PLANTATION GENERAL HOSPITAL		10,776	1,932	15%	12,708
CernerELR_Advent		11,133	1,543	12%	12,676
LAKE CITY MEDICAL CENTER		10,343	2,328	18%	12,671
FLORIDA LABORATORY ANALYSIS		11,102	1,543	12%	12,645
ST JOSEPHS HOSPITAL	18	10,756	1,829	15%	12,603
GENOVA DIAGNOSTICS LABORATORY	70	11,384	1,125	9%	12,579
FLORIDA HOSPITAL HEARTLAND MED CTR CLINICAL LAB	33	10,968	1,549	12%	12,550
PATHNOSTICS	45	9,994	2,462	20%	12,501
LARKIN COMMUNITY HOSPITAL	10	10,774	1,569	13%	12,353
FLORIDA MEDICAL CENTER - A CAMPUS OF NORTH SHORE	2	10,709	1,469	12%	12,180
FAU		11,120	1,018	8%	12,138
LAKE CITY HM		11,147	988	8%	12,135
BINAXNOW	9	9,184	2,914	24%	12,107
ADVENTHEALTH CENTRA CARE WATERFORD LAKES		10,114	1,986	16%	12,100
PWN HEALTH	17	9,955	2,080	17%	12,052
CENTRAL FLORIDA REGIONAL HOSPITAL		10,713	1,254	10%	11,967
FLORIDA HOSPITAL WATERMAN LABORATORY	70	10,997	863	7%	11,930

# COVID-19: testing by laboratory

Data through Apr 27, 2021 verified as of Apr 28, 2021 at 09:25 AM

Data in this report are provisional and subject to change.

The numbers in the table below represent the number of Florida and non-Florida residents for whom test results were received by the Department of Health. A person can be tested by more than one laboratory and can have both positive and negative results. **Therefore, the sum of the numbers in each column will be larger than the total number of people tested.**

Reporting lab	Inconclusive	Negative	Positive	Percent positive	Total
COAST DIAGNOSTICS LLC	51	10,557	1,267	11%	11,875
EXPRESS GENE MOLECULAR DIAGNOSTICS LABORATORY	1	10,303	1,552	13%	11,856
VIKOR SCIENTIFIC	49	9,862	1,870	16%	11,781
ADVENT HEALTH - WESLEY CHAPEL	14	10,628	1,113	9%	11,755
NORTHSIDE HOSPITAL AND HEART INSTITUTE		10,597	1,142	10%	11,739
DOCTORS HOSPITAL	7	9,889	1,832	16%	11,728
ST MARKS HOSPITAL LABORATORY B	78	10,627	1,002	9%	11,707
MEASE COUNTRYSIDE LAB	14	10,315	1,307	11%	11,636
JOHNS HOPKINS ALL CHILDREN'S HOSPITAL		10,919	714	6%	11,633
CORAL SPRINGS MED CTR		10,346	1,125	10%	11,471
SARKIS CLINICAL TRIALS	25	9,983	1,364	12%	11,372
FLORIDA HOSPITAL DELAND	10	10,001	1,346	12%	11,357
HEALTHQUEST ESOTERICS		9,721	1,622	14%	11,343
BAPTIST HEALTH SOUTH FLORIDA - COUNTRY WALK URGENT CARE		9,327	1,971	17%	11,298
AMERICAN FAMILY CARE	1	6,758	4,537	40%	11,296
ADVENTHEALTH CENTRA CARE ST CLOUD	1	9,571	1,592	14%	11,164
LEON MEDICAL CENTERS LLC		8,901	2,227	20%	11,128
WEST PALM HOSPITAL LAB		10,161	837	8%	10,998
NCF DIAGNOSTICS & DNA TECHNOLOGIES LAB	167	10,182	553	5%	10,902
SYNERGY LABORATORIES	34	9,533	1,199	11%	10,766
GENE BY GENE, GENOMICS RESEARCH CENTER LAB	44	10,038	680	6%	10,762
H LEE MOFFITT CANCER CENTER LABORATORY	4	10,227	275	3%	10,506
LARKIN COMMUNITY HOSPITAL INC DBA CARDIOTROPIC		6,819	3,620	35%	10,439
FLORIDA HOSPITAL FLAGLER	29	9,444	957	9%	10,430
OCALA REGIONAL MEDICAL CENTER		9,122	1,268	12%	10,390
LABSTAT LLC	23	9,880	479	5%	10,382
MEDARBOR DIAGNOSTICS	1	9,217	1,156	11%	10,374
BROWARD HEALTH NORTH CLINICAL LABORATORY		9,142	1,136	11%	10,278
AVECINA MEDICAL	4	6,205	3,988	39%	10,197
NORTH SHORE MEDICAL CENTER		8,385	1,646	16%	10,031
FLORIDA HOSPITAL OF CARROLLWOOD	23	8,546	1,406	14%	9,975
P4 CLINICAL, LLC	205	8,768	992	10%	9,965
FIRST CHOICE LABORATORY LLC	109	9,193	599	6%	9,901
LEE HEALTH - GULF COAST MEDICAL CENTER	2	8,087	1,793	18%	9,882
FLORIDA HOSPITAL ZEPHYRHILLS	10	8,747	1,103	11%	9,860
SRQ DRIVE THROUGH		8,944	905	9%	9,849
ADVENTHEALTH CENTRA CARE CLERMONT		8,391	1,346	14%	9,737
AVECINA	20	9,008	705	7%	9,733
NCH DOWNTOWN NAPLES HOSPITAL	17	8,929	779	8%	9,725
INDIAN RIVER MEDICAL CENTER		8,577	1,103	11%	9,680
FLORIDA HOSPITAL Ocala		8,574	1,088	11%	9,662
ADVENTHEALTH CENTRA CARE UNIVERSITY	1	8,512	1,130	12%	9,643
PALM BEACH BALL PARK		8,607	1,034	11%	9,641
BOSTON HEART DIAGNOSTICS CORP		8,429	1,210	13%	9,639
SANTA ROSA MEDICAL CENTER	2	8,070	1,529	16%	9,601
BAPTIST HEALTH - BEACHES		8,861	683	7%	9,544
ANNE BATES LEACH EYE HOSPITAL/ ABLEH MICROBIOLOGY LABORATORY	9	9,341	129	1%	9,479



# COVID-19: testing by laboratory

Data through Apr 27, 2021 verified as of Apr 28, 2021 at 09:25 AM

Data in this report are provisional and subject to change.

The numbers in the table below represent the number of Florida and non-Florida residents for whom test results were received by the Department of Health. A person can be tested by more than one laboratory and can have both positive and negative results. **Therefore, the sum of the numbers in each column will be larger than the total number of people tested.**

Reporting lab	Inconclusive	Negative	Positive	Percent positive	Total
ADVENTHEALTH CENTRA CARE WINTER PARK		8,451	999	11%	9,450
ADVENTHEALTH CENTRA CARE WINTER GARDEN	1	8,303	1,079	11%	9,383
CLEVELAND CLINIC MARTIN NORTH HOSPITAL		8,245	990	11%	9,235
BAPTIST HEALTH SOUTH FLORIDA - MIAMI LAKES URGENT CARE		7,252	1,963	21%	9,215
CLEVELAND CLINIC MARTIN SOUTH HOSPITAL	1	8,227	978	11%	9,206
MEMORIAL HOSPITAL WEST LABORATORY SERVICES	14	8,326	809	9%	9,149
INFORM DIAGNOSTICS, INC		8,611	517	6%	9,128
NCH NORTH NAPLES HOSPITAL	9	8,244	840	9%	9,093
MEMORIAL HOSPITAL MICRO		8,489	592	7%	9,081
BAYCARE COMMUNITY HEALTH		8,877	199	2%	9,076
PARAMOUNT URGENT CARE	4	5,588	3,479	38%	9,071
SOUTH BAY HOSPITAL CLINICAL LAB	1	8,063	956	11%	9,020
ST LUCIE MEDICAL CENTER		7,359	1,639	18%	8,998
CERNERELR_BAYCARE	43	8,320	616	7%	8,979
ADVENTHEALTH CENTRA CARE LAKE LAND	1	7,706	1,220	14%	8,927
UNIVERSITY HOSPITAL AND MEDICAL CENTER		7,496	1,384	16%	8,880
KD MEDICAL CHOICE LLC	5	8,021	772	9%	8,798
POINCIANA MEDICAL CENTER		6,870	1,850	21%	8,720
QDX PATHOLOGY SERVICES	2	8,262	423	5%	8,687
WEST MARION COMMUNITY HOSPITAL LAB		7,249	1,383	16%	8,632
ADVENTHEALTH CENTRA CARE LEE ROAD		7,697	934	11%	8,631
LEE HEALTH CONVENIENT CARE - PAGE FIELD		7,628	941	11%	8,569
ADVENTHEALTH CENTRA CARE HUNTERS CREEK	3	7,317	1,131	13%	8,451
FLORIDA HOSPITAL FISH MEMORIAL	19	7,173	1,236	15%	8,428
LAKEWOOD RANCH MEDICAL CENTER		7,761	658	8%	8,419
ISPM LABS, LLC DBA CAPSTONE DIAGNOSTICS, LLC		7,954	401	5%	8,355
ADVENTHEALTH EXPRESS CARE		6,904	1,417	17%	8,321
ADVENTHEALTH CENTRA CARE SANFORD		7,298	1,020	12%	8,318
AVECINA MEDICAL OAKLEAF	3	6,977	1,330	16%	8,310
ATLANTIS URGENT CARE	12	6,473	1,766	21%	8,251
CERNERELR_BAPTISTMIAMI	31	7,313	862	11%	8,206
BAYFRONT HEALTH - PORT CHARLOTTE		7,567	635	8%	8,202
ADVENTHEALTH CENTRA CARE DR PHILLIPS		7,328	824	10%	8,152
MORTON PLANT-MEASE	5	7,341	804	10%	8,150
BAPTIST HEALTH SOUTH FLORIDA - WESTCHESTER URGENT CARE		6,611	1,408	18%	8,019
ARCPOINT LABS OF FORT MYERS	5	7,032	940	12%	7,977
ADVENTHEALTH CENTRA CARE LAKE MARY	2	6,936	1,039	13%	7,977
MINUTECLINIC LLC		6,809	1,160	15%	7,969
ADVENTHEALTH CENTRA CARE APOPKA	1	6,816	1,132	14%	7,949
HIALEAH HOSPITAL	4	6,193	1,743	22%	7,940
EMERALD COAST URGENT CARE		6,244	1,693	21%	7,937
ADVENTHEALTH CENTRA CARE MOUNT DORA		6,670	1,184	15%	7,854
ADVENTIST HEALTH SYSTEMS, SUNBELT INC		6,749	1,070	14%	7,819
ADVENTHEALTH CENTRA CARE KISSIMMEE		6,966	798	10%	7,764
BAPTIST HEALTH SOUTH FLORIDA - DORAL URGENT CARE		6,228	1,508	19%	7,736
SPORTS DRUG TESTING LABORATORY	136	7,331	211	3%	7,678
EGLIN AIR FORCE BASE	14	5,903	1,722	23%	7,639

# COVID-19: testing by laboratory

Data through Apr 27, 2021 verified as of Apr 28, 2021 at 09:25 AM

Data in this report are provisional and subject to change.

The numbers in the table below represent the number of Florida and non-Florida residents for whom test results were received by the Department of Health. A person can be tested by more than one laboratory and can have both positive and negative results. **Therefore, the sum of the numbers in each column will be larger than the total number of people tested.**

Reporting lab	Inconclusive	Negative	Positive	Percent positive	Total
OVIEDO MEDICAL CENTER		6,830	770	10%	7,600
NCH NORTH NAPLES HOSPITAL LAB	15	6,733	830	11%	7,578
BAPTIST HEALTH - NASSAU		7,128	366	5%	7,494
MEDEXPRESS URGENT CARE OF BOYNTON BEACH LLC		6,753	605	8%	7,358
COMMUNITY HEALTH CENTERS OF PINELLAS INC	2	5,960	1,384	19%	7,346
ADVENTHEALTH CENTRA CARE ALTAMONTE		6,394	929	13%	7,323
HOLIDAY CVS LLC		6,845	399	6%	7,244
EMPIRE CITY LABORATORIES INC	92	6,130	1,022	14%	7,244
IMPERIAL POINT MEDICAL CENTER		6,606	637	9%	7,243
DYNIX DIAGNOSTIX		6,536	704	10%	7,240
MEDEXPRESS URGENT CARE	2	5,016	2,203	31%	7,221
SUNCOAST PATHOLOGY ASSOCIATES		6,599	608	8%	7,207
ST PETERSBURG GENERAL HOSPITAL		6,153	1,047	15%	7,200
MEDEXPRESS URGENT CARE HUDSON		6,103	988	14%	7,091
AVERO DIAGNOSTICS - IRVING	11	6,589	477	7%	7,077
UNKNOWN	5	3,540	3,383	49%	6,928
MINUTECLINIC LLC #1067		5,950	977	14%	6,927
WELLINGTON REGIONAL MEDICAL CENTER		6,346	572	8%	6,918
ADVENTHEALTH CENTRA CARE AZALEA PARK		5,910	994	14%	6,904
HOLMES REG MED CENTER CLINICAL LAB		6,111	742	11%	6,853
LUMINUS DIAGNOSTICS		6,284	558	8%	6,842
ST JOSEPHS NORTH HOSPITAL LAB	7	5,813	1,007	15%	6,827
CLINICAL REFERENCE LABORATORY	2	6,462	358	5%	6,822
ACUTIS DIAGNOSTICS	171	5,505	1,137	17%	6,813
ADVENT HEALTH - HEART OF FLORIDA ER	1	5,861	921	14%	6,783
AHCC WESLEY CHAPEL		5,996	787	12%	6,783
FORT WALTON BEACH MEDICAL CENTER		5,812	934	14%	6,746
ADVENTHEALTH CENTRA CARE OVIEDO		5,794	942	14%	6,736
MINUTECLINIC LLC #8396		5,678	999	15%	6,677
VISTA CLINICAL	8	3,893	2,718	41%	6,619
SOLARIS DIAGNOSTICS	11	6,008	591	9%	6,610
FLORIDA HOSPITAL NORTH PINELLAS	11	6,054	529	8%	6,594
MINUTECLINIC		5,567	958	15%	6,525
FLORIDA COMMUNITY HEALTH CENTER		5,237	1,256	19%	6,493
RAULERSON HOSPITAL		5,588	860	13%	6,448
ANGEL KIDS PEDIATRICS		6,098	343	5%	6,441
MINUTECLINIC LLC #3703		5,225	1,199	19%	6,424
PARAMOUNT URGENT CARE INC	1	4,018	2,366	37%	6,385
MICROGEN DX	4	5,648	729	11%	6,381
NORTHWEST FLORIDA COMMUNITY HOSPITAL	47	4,792	1,470	23%	6,309
BAPTIST HEALTH SOUTH FLORIDA - PEMBROKE PINES URGENT CARE		5,218	1,088	17%	6,306
FLORIDA FAMILY LABORATORY, INC DBA	50	5,762	480	8%	6,292
DOCTORS URGENT CARE LLC	1	5,115	1,149	18%	6,265
ADVENTHEALTH CENTRA CARE LONGWOOD		5,427	799	13%	6,226
ADVENTHEALTH CENTRA CARE SOUTH ORANGE		5,329	865	14%	6,194
PUTNAM COMMUNITY MEDICAL CENTER		5,417	768	12%	6,185
PHARMCO RX	2	5,828	322	5%	6,152

# COVID-19: testing by laboratory

Data through Apr 27, 2021 verified as of Apr 28, 2021 at 09:25 AM

Data in this report are provisional and subject to change.

The numbers in the table below represent the number of Florida and non-Florida residents for whom test results were received by the Department of Health. A person can be tested by more than one laboratory and can have both positive and negative results. **Therefore, the sum of the numbers in each column will be larger than the total number of people tested.**

Reporting lab	Inconclusive	Negative	Positive	Percent positive	Total
ADVENTHEALTH CENTRA CARE ORANGE LAKE		5,334	757	12%	6,091
DOCTORS URGENT CARE OF LUTZ LLC	1	4,931	1,152	19%	6,084
LABORATORY OF FLORIDA LLC	41	5,515	524	9%	6,080
PRO CLINIC		4,968	1,090	18%	6,058
ADVENTHEALTH CENTRA CARE PORT ORANGE		5,087	946	16%	6,033
ALTRU DIAGNOSTICS INC	5	5,769	256	4%	6,030
SOUTH FLORIDA BAPTIST HOSPITAL MICRO	4	4,988	1,009	17%	6,001
COASTAL MED URGENT CARE		4,423	1,573	26%	5,996
URGENT CARE OF THE PALM BEACHES		4,981	1,015	17%	5,996
GENOSUR LLC	18	5,836	82	1%	5,936
MINUTE CLINIC LLC		5,135	794	13%	5,929
BAYFRONT HEALTH - VENICE REGIONAL MEDICAL	1	5,374	537	9%	5,912
ADVENTHEALTH CENTRA CARE SAND LAKE		5,249	656	11%	5,905
HEALTH FIRST ADVENTHEALTH CENTRA CARE - TITUSVILLE		4,971	894	15%	5,865
MEDEXPRESS URGENT CARE - ROYAL PALM BEACH		5,155	645	11%	5,800
MEDEXPRESS URGENT CARE - GOLDEN GATE		5,096	703	12%	5,799
PEDIATRIC HEALTH CARE ALLIANCE PA		5,255	486	8%	5,741
MEDCOMP SCIENCES LLC	128	3,553	2,059	36%	5,740
ADVENTHEALTH CENTRA CARE LEESBURG		4,690	1,033	18%	5,723
MEDEXPRESS URGENT CARE - ESTERO		5,115	606	11%	5,721
BAPTIST HEALTH - NORTH		4,566	1,138	20%	5,704
PALMS OF PASADENA HOSPITAL		5,065	581	10%	5,646
SUNRISE MEDICAL LABORATORIES	2	5,224	406	7%	5,632
MEDICAL DNA LABS LLC	3	5,118	490	9%	5,611
BAPTIST HEALTH SOUTH FLORIDA - KENDALE LAKES URGENT CARE		4,526	1,061	19%	5,587
URGENT CARE CURE	2	4,803	770	14%	5,575
ESCAMBIA COMMUNITY CLINICS INC	8	4,194	1,315	24%	5,517
MEDEXPRESS URGENT CARE PALM BEACH GARDENS		4,978	508	9%	5,486
THE CENTER FOR URGENT CARE	3	4,593	887	16%	5,483
DOCTORS HOSPITAL OF SARASOTA CLINICAL LABORATORY		4,789	692	13%	5,481
BAPTIST HEALTH SOUTH FLORIDA - CORAL SPRINGS URGENT CARE		4,688	779	14%	5,467
WESTCHESTER HOSPITAL	23	4,447	990	18%	5,460
TROPICANA FIELD - LOT 2	19	4,935	494	9%	5,448
HEALTH FIRST ADVENTHEALTH CENTRA CARE GATEWAY	1	4,885	546	10%	5,432
PARAMOUNT URGENT CARE - WINDERMERE	2	3,633	1,797	33%	5,432
BAPTIST HEALTH SOUTH FLORIDA - TAMiami TRAIL URGENT CARE		4,362	1,057	20%	5,419
TALLAHASSEE PRIMARY CARE ASSOCIATES		4,767	615	11%	5,382
HIGHLANDS REGIONAL MEDICAL CENTER		4,474	860	16%	5,334
MINUTECLINIC LLC # 0709		4,486	832	16%	5,318
MARTIN HOSPITAL SOUTH LAB		4,966	293	6%	5,259
MEDEXPRESS URGENT CARE - LAKELAND		4,589	645	12%	5,234
SPECTOR SCIENTIFIC LAB	18	4,126	1,034	20%	5,178
BAYFRONT HEALTH - SEVEN RIVERS		4,720	452	9%	5,172
TRINITY SPRINGS		4,436	729	14%	5,165
BAPTIST HEALTH SOUTH FLORIDA - PINECREST URGENT CARE		4,412	740	14%	5,152
BAPTIST HEALTH SOUTH FLORIDA - CORAL GABLES URGENT CARE		4,246	867	17%	5,113
BAPTIST HEALTH SOUTH FLORIDA - CORAL GABLES (UNIVERSITY) URGENT CARE		4,374	716	14%	5,090

# COVID-19: testing by laboratory

Data through Apr 27, 2021 verified as of Apr 28, 2021 at 09:25 AM

Data in this report are provisional and subject to change.

The numbers in the table below represent the number of Florida and non-Florida residents for whom test results were received by the Department of Health. A person can be tested by more than one laboratory and can have both positive and negative results. **Therefore, the sum of the numbers in each column will be larger than the total number of people tested.**

Reporting lab	Inconclusive	Negative	Positive	Percent positive	Total
BAPTIST HEALTH SOUTH FLORIDA - PALMETTO BAY URGENT CARE		4,202	804	16%	5,006
BETHESDA HOSPITAL WEST		4,494	510	10%	5,004
ADVENTHEALTH PROMPT CARE	2	3,688	1,307	26%	4,997
BAYFRONT HEALTH - BROOKSVILLE		4,441	536	11%	4,977
QUICK CARE MED PL	2	4,195	761	15%	4,958
MEDIPATH LLC		4,421	521	11%	4,942
ADVENTHEALTH CENTRA CARE WINTER HAVEN	1	3,671	1,154	24%	4,826
ASCENSION SACRED HEART - EMERALD COAST		4,044	779	16%	4,823
ADVENTHEALTH CENTRA CARE COLONIAL TOWN	2	4,246	521	11%	4,769
BAYFRONT HEALTH - SPRING HILL		4,371	395	8%	4,766
MEASE DUNEDIN HOSPITAL	5	4,241	519	11%	4,765
FLAGLER HOSPITAL LABORATORY	8	3,654	1,094	23%	4,756
BAYFRONT HEALTH - PUNTA GORDA		4,373	356	8%	4,729
PREMIER URGENT CARE OF BREVARD LLC	4	4,129	583	12%	4,716
VENTURE MEDICAL OF FLORIDA LLC		4,337	363	8%	4,700
DESOTO MEMORIAL HOSPITAL	3	3,866	801	17%	4,670
MINUTECLINIC LLC #3463		3,882	777	17%	4,659
MOFFITT CANCER CENTER	6	4,514	103	2%	4,623
NIGHT LITE PEDIATRICS	4	3,346	1,260	27%	4,610
PREMIER MEDICAL	2	4,492	94	2%	4,588
ENGLEWOOD COMMUNITY HOSPITAL		4,150	401	9%	4,551
MEMORIAL HOSPITAL- MIRAMAR	12	4,202	324	7%	4,538
TWIN CITIES HOSPITAL	1	4,012	525	12%	4,538
ADVENTIST HEALTH SYSTEMS SUNBELT IN DBA		4,009	518	11%	4,527
MEDEXPRESS URGENT CARE CAPE CORAL		3,847	641	14%	4,488
HOLIDAY CVS LLC DBA CVS PHARMACY #5154		4,368	118	3%	4,486
MINUTECLINIC LLC #3631		3,821	660	15%	4,481
US BIOTEK LABORATORIES	15	4,095	369	8%	4,479
MINUTECLINIC LLC 5852		3,839	627	14%	4,466
MINUTECLINIC LLC #5253		3,682	763	17%	4,445
ACCU REFERENCE MEDICAL LAB	9	3,617	802	18%	4,428
GENESIS DIAGNOSTICS		4,163	253	6%	4,416
BAYFRONTVENICEREGIONAL		4,239	151	3%	4,390
LAKESIDE MEDICAL CENTER		3,526	855	20%	4,381
PALMS MEDICAL GROUP	5	2,981	1,394	32%	4,380
MINUTECLINIC LLC #5249		3,559	786	18%	4,345
BAYA PHARMACY & URGENT CARE		3,219	1,119	26%	4,338
DOCTORS TEST CENTERS		3,847	490	11%	4,337
AMELIA URGENT CARE		2,673	1,643	38%	4,316
ST. LUCIE MEDICAL CTR.		4,254	57	1%	4,311
MINUTECLINIC LLC #3662		3,645	658	15%	4,303
ADVENTHEALTH CENTRA CARE		3,748	467	11%	4,215
MINUTECLINIC LLC # 3930		3,603	605	14%	4,208
MEDEXPRESS URGENT CARE LEHIGH ACRES		3,601	581	14%	4,182
MINUTECLINIC LLC #1771		3,492	664	16%	4,156
MINUTECLINIC LLC #5854		3,438	705	17%	4,143
MINUTECLINIC LLC #5190		3,405	737	18%	4,142



# COVID-19: testing by laboratory

Data through Apr 27, 2021 verified as of Apr 28, 2021 at 09:25 AM

Data in this report are provisional and subject to change.

The numbers in the table below represent the number of Florida and non-Florida residents for whom test results were received by the Department of Health. A person can be tested by more than one laboratory and can have both positive and negative results. **Therefore, the sum of the numbers in each column will be larger than the total number of people tested.**

Reporting lab	Inconclusive	Negative	Positive	Percent positive	Total
NIGHT LITE PEDIATRICS URGENT CARE	1	3,417	649	16%	4,067
PHYSICIANS REGIONAL MEDICAL CENTER - COLLIER BLVD	1	3,137	877	22%	4,015
BAPTIST HEALTH SOUTH FLORIDA - DAVIE URGENT CARE		3,282	715	18%	3,997
ADVENT HEALTH - NEW SMYRNA		3,323	668	17%	3,991
MINUTECLINIC LLC # 0514		3,486	503	13%	3,989
MINUTECLINIC LLC #7225		3,318	623	16%	3,941
LOWER KEYS MEDICAL CENTER		3,616	318	8%	3,934
SCION LAB SERVICES LLC	26	3,566	304	8%	3,896
EXACT SCIENCES LABORATORIES, LLC		3,574	317	8%	3,891
BAPTIST HEALTH SOUTH FLORIDA - WESTON URGENT CARE		3,366	518	13%	3,884
MINUTECLINIC LLC #4458		3,251	610	16%	3,861
MC DIAGNOSTIC OF CONNECTICUT, PC #2220		3,326	533	14%	3,859
CARENOW URGENT CARE	1	2,378	1,476	38%	3,855
MINUTECLINIC LLC #5214		3,307	544	14%	3,851
MINUTECLINIC LLC #7887		3,376	473	12%	3,849
MINUTECLINIC LLC #3814		3,277	571	15%	3,848
MINUTECLINIC LLC #7886		3,322	516	13%	3,838
STEWART ROCKLEDGE HOSPITAL	4	3,422	398	10%	3,824
SIPARADIGM LLC	59	3,486	262	7%	3,807
HEALTH FIRST ADVENTHEALTH CENTRA CARE COCOA		3,417	375	10%	3,792
PARAMOUNT URGENT CARE - ORLANDO		2,696	1,089	29%	3,785
AFC PHYSICIANS OF FLORIDA		2,897	851	23%	3,748
MINUTECLINIC LLC #4415		3,186	556	15%	3,742
ADVENTHEALTH CENTRA CARE KIDS LAKE MARY		3,458	280	7%	3,738
BARTOW REGIONAL MEDICAL CENTER	1	3,148	586	16%	3,735
BRASHEAR'S VITAL CARE CORP		2,944	767	21%	3,711
ADVENT HEALTH CENTRA CARE -WINTER PARK KIDS URGENT CARE	4	3,387	292	8%	3,683
MINUTECLINIC LLC # 3686		3,129	550	15%	3,679
PROHEALTH	3	2,081	1,594	43%	3,678
PRECISION HEALTH SOLUTIONS		3,486	186	5%	3,672
MINUTECLINIC LLC #3257		3,063	608	17%	3,671
MINUTECLINIC LLC #3291		3,096	556	15%	3,652
MINUTECLINIC, LLC #4015		2,930	717	20%	3,647
BAPTIST HEALTH SOUTH FLORIDA - BRICKELL URGENT CARE		3,015	628	17%	3,643
HEALTH FIRST ADVENTHEALTH CENTRA CARE MALABAR		3,281	358	10%	3,639
MINUTECLINIC, LLC #3204		3,025	611	17%	3,636
CLARITY LAB SOLUTIONS LLC		3,608	4	0%	3,612
MEDEXPRESS URGENT CARE - DELAND		3,203	392	11%	3,595
VERILY LIFE SCIENCES	3	3,518	68	2%	3,589
BAPTIST HEALTH URGENT CARE AT SAWGRASS		2,963	601	17%	3,564
MEDEXPRESS URGENT CARE - VERO BEACH		3,082	457	13%	3,539
MINUTECLINIC LLC #1055		2,913	626	18%	3,539
MINUTECLINIC LLC # 3579		2,887	611	17%	3,498
MINUTECLINIC LLC #7973		3,010	484	14%	3,494
WALGREEN CO	2	3,067	394	11%	3,463
MEDONE PLLC		2,646	814	24%	3,460
PARAMOUNT URGENT CARE - OVIEDO		2,514	943	27%	3,457

# COVID-19: testing by laboratory

Data through Apr 27, 2021 verified as of Apr 28, 2021 at 09:25 AM

Data in this report are provisional and subject to change.

The numbers in the table below represent the number of Florida and non-Florida residents for whom test results were received by the Department of Health. A person can be tested by more than one laboratory and can have both positive and negative results. **Therefore, the sum of the numbers in each column will be larger than the total number of people tested.**

Reporting lab	Inconclusive	Negative	Positive	Percent positive	Total
MINUTECLINIC, LLC #5817		2,864	583	17%	3,447
MINUTECLINIC LLC #3003		2,826	620	18%	3,446
MIDWAY SPECIALTY CARE CENTER DIAGNOSTICS	38	3,164	240	7%	3,442
MINUTECLINIC LLC #1807		2,876	560	16%	3,436
MARION E FETHER MEDICAL CENTER, THE		3,134	291	8%	3,425
VA PAIN CLINIC	5	3,286	124	4%	3,415
MINUTECLINIC LLC #3748		2,792	618	18%	3,410
BAPTIST HEALTH EMERGENCY CENTER COUNTRY WALK	1	2,888	515	15%	3,404
MINUTECLINIC LLC # 7933		3,000	403	12%	3,403
PRIMEHEALTH URGENT CARE INC		2,899	498	15%	3,397
IMMOKALEE CHD		3,155	234	7%	3,389
MINUTECLINIC LLC #3255		2,990	392	12%	3,382
BMCT Molecular Diagnostics Subsection		2,840	532	16%	3,372
BAPTIST HEALTH - CLAY		2,940	431	13%	3,371
MINUTECLINIC LLC #3705		2,976	392	12%	3,368
MINUTECLINIC LLC #7173		2,904	452	13%	3,356
MINUTECLINIC LLC #5924		2,874	460	14%	3,334
MINUTECLINIC, LLC (CLINIC 10699)		2,907	416	13%	3,323
ADVENTHEALTH CENTRA CARE CONWAY		2,792	506	15%	3,298
MARINERS HOSPITAL	1	2,964	307	9%	3,272
MINUTECLINIC LLC #3654		2,718	534	16%	3,252
MINUTECLINIC LLC #5216		2,794	447	14%	3,241
GESSLER CLINIC	2	2,249	989	31%	3,240
SELECT LABORATORIES - MARION COUNTY, FL LLC	5	2,917	308	10%	3,230
MEMORIAL HOSPITAL PEMBROKE	3	2,857	366	11%	3,226
MINUTECLINIC LLC #4201		2,785	431	13%	3,216
VITRO MOLECULAR LABORATORIES	50	2,906	252	8%	3,208
LAKELAND REGIONAL HEALTH PABLO		2,801	379	12%	3,180
ACCESS POINT HEALTHCARE URGENT & PRIMARY CARE	2	2,471	703	22%	3,176
MINUTECLINIC LLC #4612		2,605	568	18%	3,173
PHYSICIANS PRIMARY CARE	2	2,860	300	9%	3,162
MINUTECLINIC LLC #6007		2,712	444	14%	3,156
HEALTH CARE DISTRICT OF PALM BEACH COUNTY	2	2,896	249	8%	3,147
MINUTECLINIC LLC #3285		2,732	399	13%	3,131
MEDEXPRESS FORT MYERS		2,729	389	12%	3,118
MEDEXPRESS URGENT CARE CORAL SPRINGS		2,767	346	11%	3,113
MINUTECLINIC LLC #4024		2,725	382	12%	3,107
MINUTECLINIC LLC #3648		2,542	556	18%	3,098
MEDIQUICK URGENT CARE CENTERS INC		2,356	717	23%	3,073
MINUTECLINIC LLC #476		2,646	410	13%	3,056
MINUTECLINIC LLC #1350		2,685	371	12%	3,056
MINUTECLINIC LLC #8381		2,630	398	13%	3,028
KEYS AHEC SCHOOL MEDICAL CLINIC	15	2,862	147	5%	3,024
BAPTIST HEALTH - OAKLEAF		2,538	472	16%	3,010
VETERANS AFFAIRS MEDICAL CENTER - ORLANDO	1	1,343	1,659	55%	3,003
MINUTECLINIC LLC #1821		2,658	333	11%	2,991
NXGEN MDX LLC	6	2,647	328	11%	2,981



# COVID-19: testing by laboratory

Data through Apr 27, 2021 verified as of Apr 28, 2021 at 09:25 AM

Data in this report are provisional and subject to change.

The numbers in the table below represent the number of Florida and non-Florida residents for whom test results were received by the Department of Health. A person can be tested by more than one laboratory and can have both positive and negative results. **Therefore, the sum of the numbers in each column will be larger than the total number of people tested.**

Reporting lab	Inconclusive	Negative	Positive	Percent positive	Total
MINUTECLINIC LLC #3635		2,565	403	14%	2,968
AFC PHYSICIANS OF FLORIDA PA		2,417	544	18%	2,961
MINUTECLINIC, LLC # 4469		2,626	332	11%	2,958
MINUTECLINIC LLC #5157		2,584	364	12%	2,948
ADVENT HEALTH - DADE CITY		2,591	354	12%	2,945
BAY MEDICAL CENTER SACRED HEART HEALTH SYSTEM		2,318	621	21%	2,939
CHARLES AIESI CONSULTING INC	13	2,620	303	10%	2,936
MEDEXPRESS URGENT CARE - CLEWISTON		2,430	475	16%	2,905
JUPITER MEDICAL CENTER URGENT CARE		2,274	624	22%	2,898
CAREFAST+	1	2,104	786	27%	2,891
STONE CLINICAL LABORATORIES		2,790	96	3%	2,886
WALGREENS ORLANDO	3	2,540	340	12%	2,883
BLUE MED CONSULTANTS		2,754	110	4%	2,864
BAPTIST HEALTHCARE - GULF BREEZE HOSPITAL	3	2,383	477	17%	2,863
EMERGENCY PHYSICIANS MEDICAL CENTER		1,669	1,155	41%	2,824
DR G'S URGENT CARE		2,449	371	13%	2,820
MINUTECLINIC LLC #5069		2,343	448	16%	2,791
MEDEXPRESS URGENT CARE BOCA RATON		2,535	253	9%	2,788
CELESTA MEDICAL SERVICES LLC DBA - AMERICAN RESEARCH LABS		2,544	236	8%	2,780
CITRUS MEMORIAL HOSPITAL LABORATORY		2,253	513	19%	2,766
MINUTECLINIC LLC #214		2,311	448	16%	2,759
BAPTIST HEALTH SOUTH FLORIDA - MIAMI BEACH URGENT CARE		2,339	412	15%	2,751
SACRED HEART HEALTH SYSTEM, INC	1	1,871	872	32%	2,744
PARRISH MEDICAL CENTER	2	2,380	345	13%	2,727
JACKSON HOSPITAL CLINICAL LABORATORY		2,386	328	12%	2,714
LAKE WALES MEDICAL CENTER INC		2,394	319	12%	2,713
DONALD W ROBERTSON DO PA		2,108	590	22%	2,698
FLORIDA MEDICAL CLINIC	3	1,256	1,437	53%	2,696
AMELIA EXPRESS CARE LLC	10	2,316	335	13%	2,661
PATIENTS FIRST - THOMASVILLE ROAD		2,375	284	11%	2,659
BOND URGENT CARE LLC		1,995	651	25%	2,646
MINUTECLINIC LLC #1815		2,352	283	11%	2,635
EMERALD COAST URGENT CARE, LLC	1	1,972	660	25%	2,633
GENOME LLC	2	2,419	191	7%	2,612
TAMPA COMMUNITY HOSPITAL		2,214	364	14%	2,578
ADVENT HEALTH - OCALA		2,124	447	17%	2,571
MINUTECLINIC LLC #3236		2,192	352	14%	2,544
MEDEXPRESS PORT CHARLOTTE		2,259	278	11%	2,537
MINI ER WATERFORD LAKES, THE		2,165	345	14%	2,510
NCHMD INC		2,113	391	16%	2,504
EMERALD COAST URGENT CARE LLC		1,825	657	26%	2,482
WHOLE FAMILY HEALTH CENTER INC		1,989	488	20%	2,477
INTELEX LABS, LLC		2,386	82	3%	2,468
ASCENSION SACRED HEART - GULF		1,897	550	22%	2,447
PHYSICIANS STAT LAB	3	1,078	1,346	55%	2,427
COMMUNITY HEALTH NORTHWEST FLORIDA	4	1,857	554	23%	2,415
OPTUM LABS LLC	1	2,192	206	9%	2,399

# COVID-19: testing by laboratory

Data through Apr 27, 2021 verified as of Apr 28, 2021 at 09:25 AM

Data in this report are provisional and subject to change.

The numbers in the table below represent the number of Florida and non-Florida residents for whom test results were received by the Department of Health. A person can be tested by more than one laboratory and can have both positive and negative results. **Therefore, the sum of the numbers in each column will be larger than the total number of people tested.**

Reporting lab	Inconclusive	Negative	Positive	Percent positive	Total
CORE DIAGNOSTIC LABORATORIES LLC	17	2,040	335	14%	2,392
MINUTECLINIC LLC #3637		1,920	471	20%	2,391
BAPTIST HEALTH EMERGENCY CENTER AT WEST CORAL WAY		1,899	424	18%	2,323
ASSOCIATED PATHOLOGISTS, LLC	3	1,920	398	17%	2,321
PHYSICIAN ASSOCIATES		2,070	241	10%	2,311
PENSACOLA PEDIATRICS PA	1	2,127	180	8%	2,308
LEE HEALTH - COCONUT POINT CLINICAL LAB	2	1,872	433	19%	2,307
MINUTECLNIC LLC		1,998	288	13%	2,286
UNIVERSITY OF NORTH FLORIDA STUDENT HEALTH		2,180	79	3%	2,259
MINUTECLINIC LLC #8927		1,893	356	16%	2,249
NCH NORTHEAST	7	1,768	473	21%	2,248
GRAVITY DIAGNOSTICS, LLC	6	2,040	191	9%	2,237
PRIMEHEALTH URGENT CARE	1	1,865	361	16%	2,227
MINUTECLINIC LLC #5187		1,926	283	13%	2,209
MEDICAL CONSULTANTS OF FLORIDA, LLC	2	1,872	328	15%	2,202
FLOWERS HOSPITAL		2,010	192	9%	2,202
MARTIN HEALTH SYSTEM - ST LUCIE WEST		1,970	196	9%	2,166
FIU-HEALTH AUXILIARY LABORATORY	6	2,013	133	6%	2,152
APALACHEE CORRECTIONAL INSTITUTION EAST UNIT		2,118	31	1%	2,149
BARDMOOR LABORATORY	9	1,781	318	15%	2,108
WHITE WILSON MEDICAL CENTER		714	1,381	66%	2,095
DOC SMILEYS URGENT CARE LLC		1,710	378	18%	2,088
LITTLE PINE PEDIATRICS	1	1,805	277	13%	2,083
BIO-TECH CLINICAL LABORATORIES INC		1,778	297	14%	2,075
HEALTH CENTRAL CLINICAL LABORATORY		1,809	263	13%	2,072
BAYFRONT HEALTH - CITRUS HILLS		1,827	234	11%	2,061
ADVANCED MEDICAL OF NAPLES LLC		1,830	227	11%	2,057
GENUS3		1,965	74	4%	2,039
STATMED OCALA	7	1,833	196	10%	2,036
WILLIAM OWEN PASS PARK		1,738	257	13%	1,995
ARCPPOINT LABS		1,390	599	30%	1,989
MINUTECLINIC, LLC #3245		1,608	366	19%	1,974
DOC SMILEY'S URGENT CARE		1,706	247	13%	1,953
MEDFAST URGENT CARE CENTERS LLC	2	608	1,333	69%	1,943
MIAMI JEWISH HEALTH SYSTEMS		1,836	81	4%	1,917
TOM LEE COMMUNITY HEALTH CENTER	1	1,331	573	30%	1,905
LABORATORY SPECIALISTS OF MICHIGAN		1,574	331	17%	1,905
READY RESPONDERS FLORIDA, PLLC		1,640	257	14%	1,897
BROWNWOOD CARE CENTER		1,655	230	12%	1,885
GENESIS LABORATORY MANAGEMENT	14	1,620	250	13%	1,884
ED FRASER MEMORIAL HOSPITAL		1,594	256	14%	1,850
NEIGHBORHOOD MEDICAL CENTER INC	17	1,615	185	10%	1,817
KETAMINE HEALTH CENTERS LLC	1	1,661	152	8%	1,814
OPTUMCARE FLORIDA LLC		1,505	308	17%	1,813
SUNRISE URGENT CARE ASSOCIATES LLC D/B/A	9	1,257	529	29%	1,795
PATIENTS FIRST LAKE ELLA MEDICAL CENTER		1,624	170	9%	1,794
PROJECT HEALTH, INC SUMTERVILLE	5	1,468	318	18%	1,791

# COVID-19: testing by laboratory

Data through Apr 27, 2021 verified as of Apr 28, 2021 at 09:25 AM

Data in this report are provisional and subject to change.

The numbers in the table below represent the number of Florida and non-Florida residents for whom test results were received by the Department of Health. A person can be tested by more than one laboratory and can have both positive and negative results. **Therefore, the sum of the numbers in each column will be larger than the total number of people tested.**

Reporting lab	Inconclusive	Negative	Positive	Percent positive	Total
IGENOMIX USA LLC	52	1,563	164	9%	1,779
RIVER TOWN DIAGNOSTIC LLC		1,470	286	16%	1,756
SPARROW HEALTHCARE	2	1,497	254	14%	1,753
NORTH SHORE LONG ISLAND JEWISH HEALTH	1	1,651	95	5%	1,747
Community_Health		1,533	199	11%	1,732
ER QUICKCARE PL		1,489	237	14%	1,726
ABSOLUTE GENOMICS	2	1,477	238	14%	1,717
LABTECH DIAGNOSTIC		1,409	293	17%	1,702
PROHEALTH MEDICAL CLINIC		1,059	641	38%	1,700
SHELL POINT NURSING PAVILION	1	1,621	77	5%	1,699
JW PLASTIC SURGERY		1,449	244	14%	1,693
MEDEXPRESS URGENT CARE - JAX ATLANTIC BLVD		1,435	225	14%	1,660
FLORIDA DEPARTMENT OF HEALTH IN POLK COUNTY	2	1,262	396	24%	1,660
PEDIATRIC HEALTH CARE ALLIANCE - NORTHDAL		1,491	149	9%	1,640
BAPTIST HEALTH SOUTH FLORIDA - KEY BISCANE URGENT CARE EXPRESS		1,445	194	12%	1,639
AMERICAN SCIENTIFIC LABORATORIES LLC		1,597	34	2%	1,631
BROAD INSTITUTE CLINICAL SEQUENCING RESEARCH PLATFORM	14	1,552	60	4%	1,626
ELLENTON URGENT CARE		1,385	238	15%	1,623
VRL EUROFINS		1,579	41	3%	1,620
ADVENTHEALTH CENTRA CARE TRINITY		1,401	219	14%	1,620
QUICK CARE MED		1,282	330	20%	1,612
OPTEO LABORATORY		1,572	36	2%	1,608
FIRST QUALITY LABORATORY		1,491	99	6%	1,590
PARAMOUNT URGENT CARE - CLERMONT		888	701	44%	1,589
BAPTIST HEALTH SOUTH FLORIDA - COUNTRY WALK URGENT CARE EXPRESS		1,342	245	15%	1,587
UNIVERSITY OF ALABAMA AT BIRMINGHAM		1,534	48	3%	1,582
ASSURANCE SCIENTIFIC LABORATORIES	1	1,297	283	18%	1,581
MELBOURNE MEDICAL LABORATORY	2	1,367	204	13%	1,573
ST ANNES NURSING CENTER		1,530	33	2%	1,563
CAREMED CLINIC LLC	1	1,252	308	20%	1,561
MATRIX CLINICAL LABS (FORMERLY BIOCERNA LLC)	9	1,376	169	11%	1,554
MYTEST DIAGNOSTICS		1,474	72	5%	1,546
PARAMOUNT URGENT CARE VILLAGES		969	567	37%	1,536
INNOVATIVE TRANSFUSION MEDICINE, INC	11	1,336	179	12%	1,526
BAPTIST HEALTHCARE - JAY HOSPITAL	3	1,134	373	25%	1,510
UHEALTH CLINIC AT WALGREENS		1,215	285	19%	1,500
NORTH VISTA HOSPITAL LABORATORY		1,263	233	16%	1,496
PALM BAY HOSPITAL CLINICAL LABORATORY		1,093	400	27%	1,493
CAREFAST MURABELLA		981	507	34%	1,488
SMA LAB	12	1,304	161	11%	1,477
NYU HOSPITALS CENTER CLINICAL LABORATORIES		1,428	48	3%	1,476
PRIMARY CARE SOUTH INC		984	486	33%	1,470
TREASURE COAST MEDICAL ASSOCIATES INC		747	714	49%	1,461
EUROFINS NTD, LLC		1,415	45	3%	1,460
COLLIER URGENT CARE CENTERS CREEKSIDE		1,285	171	12%	1,456
ADVANCE MEDICAL OF NAPLES		327	1,124	77%	1,451
UHEALTH DEERFIELD BEACH/UMSYLVESTER DEERFIELD BEACH LABORATORY	3	1,380	55	4%	1,438

# COVID-19: testing by laboratory

Data through Apr 27, 2021 verified as of Apr 28, 2021 at 09:25 AM

Data in this report are provisional and subject to change.

The numbers in the table below represent the number of Florida and non-Florida residents for whom test results were received by the Department of Health. A person can be tested by more than one laboratory and can have both positive and negative results. **Therefore, the sum of the numbers in each column will be larger than the total number of people tested.**

Reporting lab	Inconclusive	Negative	Positive	Percent positive	Total
TEMPUS CLINICAL LABORATORY	10	1,269	155	11%	1,434
CREEKSIDE CARE CENTER	1	1,247	180	13%	1,428
PATIENTS CHOICE LABORATORIES		831	592	42%	1,423
ADDICTION LABS OF AMERICA	3	1,327	83	6%	1,413
COASTAL LABORATORIES	1	1,120	287	20%	1,408
LPG COCONUT POINT		1,179	229	16%	1,408
AMELIA EXPRESS CARE	1	772	625	45%	1,398
FG RAPID RESULTS	6	985	367	27%	1,358
ACCESS MEDICAL LABS		749	608	45%	1,357
ASCENSION ST VINCENT'S - SOUTHSIDE		1,308	49	4%	1,357
VAVA PARTNERS LLC		529	823	61%	1,352
PROJECT HEALTH INC	4	1,150	194	14%	1,348
PEDIATRICS OF CENTRAL FLORIDA PA	20	1,254	66	5%	1,340
GROWING TOGETHER PEDIATRICS LLC		1,266	70	5%	1,336
NORTH FLORIDA PEDIATRICS - LAKE CITY		1,115	221	17%	1,336
LAB24 INC	3	643	676	51%	1,322
XPRESS URGENT CARE	4	1,109	202	15%	1,315
PALM HARBOR PHARMACY		1,133	172	13%	1,305
HOLIDAY CVS LLC DBA CVSPHARMACY #5155		1,234	71	5%	1,305
NAPLES URGENT CARE	1	849	446	34%	1,296
PALM BEACH ATLANTIC UNIVERSITY		1,243	44	3%	1,287
ST PETERSBURG PEDIATRICS	1	1,162	124	10%	1,287
CARENOW URGENT CARE - FORT PIERCE		908	377	29%	1,285
ADVANCED DIAGNOSTIC LABORATORY		1,237	47	4%	1,284
SOLARIS HEALTHCARE PALATKA		1,162	106	8%	1,268
NORTH FLORIDA PEDIATRICS-TALLAHASSEE	1	1,157	103	8%	1,261
STAGEZERO LIFE SCIENCES INC	4	1,145	105	8%	1,254
MEDLAB DIAGNOSTICS, LLC		1,160	93	7%	1,253
USF MORSANI CENTER FOR ADVANCED HEALTH CARE		1,099	152	12%	1,251
PROFESSIONAL HEALTH EXAMINERS DBA PROHEALTH	1	1,014	228	18%	1,243
MINUTE CLINIC INCORPORATE		1,197	45	4%	1,242
COASTAL PEDIATRIC GROUP		1,078	161	13%	1,239
6TH MEDICAL GROUP - MCDILL AFB	2	1,168	66	5%	1,236
INTERLACHEN PEDIATRICS PA		1,152	63	5%	1,215
CLINICORE		1,124	91	7%	1,215
ARCPPOINT LABS OF CORAL SPRINGS FL		992	222	18%	1,214
SPEARHEAD MEDICAL		1,102	111	9%	1,213
EPN URGENT CARE NAPLES	2	792	411	34%	1,205
EAST LAKE PEDIATRICS		1,071	133	11%	1,204
PENSACOLA PEDIATRICS PA - TIGER POINT	24	1,058	120	10%	1,202
CYPRESS VILLAGE	1	1,171	28	2%	1,200
STEWART REFERENCE LABORATORY	1	657	535	45%	1,193
CATALYST WALK IN CLINIC		949	238	20%	1,187
CLARITY LABS		1,069	109	9%	1,178
INTERLACHEN PEDIATRICS		1,126	44	4%	1,170
CAPE CANAVERAL HOSPITAL		868	301	26%	1,169
ALTAMONTE MD		942	226	19%	1,168



# COVID-19: testing by laboratory

Data through Apr 27, 2021 verified as of Apr 28, 2021 at 09:25 AM

Data in this report are provisional and subject to change.

The numbers in the table below represent the number of Florida and non-Florida residents for whom test results were received by the Department of Health. A person can be tested by more than one laboratory and can have both positive and negative results. **Therefore, the sum of the numbers in each column will be larger than the total number of people tested.**

Reporting lab	Inconclusive	Negative	Positive	Percent positive	Total
HALIFAX MEDICAL CENTER-PORT ORANGE LAB		1,003	156	13%	<b>1,159</b>
FISHERMENS HOSPITAL CLINICAL LAB		1,053	95	8%	<b>1,148</b>
TYNDALL AIR FORCE BASE		934	211	18%	<b>1,145</b>
BREVARD HEALTH ALLIANCE INC, THE		1,071	66	6%	<b>1,137</b>
CAPSTONE HEALTHCARE		802	330	29%	<b>1,132</b>
BETHESDA HEALTH URGENT CARE		959	172	15%	<b>1,131</b>
VERITAS GENETICS	61	945	119	11%	<b>1,125</b>
EMERALD COAST PEDIATRICS		1,058	57	5%	<b>1,115</b>
GENEIQ		1,049	64	6%	<b>1,113</b>
PRIMARY CARE OF THE TREASURE COAST		973	135	12%	<b>1,108</b>
CARE ONE OF FLORIDA LLC		791	316	29%	<b>1,107</b>
PROFESSIONAL HEALTH EXAMINERS		957	148	13%	<b>1,105</b>
XYZ LABORATORY	8	942	146	13%	<b>1,096</b>
NORTH OKALOOSA MEDICAL CENTER		745	348	32%	<b>1,093</b>
MINUTECLINIC, LLC DBA MINUTECLINIC #4717		1,030	42	4%	<b>1,072</b>
LENCO MEDICAL LABORATORY		1,011	57	5%	<b>1,068</b>
HENDRY REGIONAL MEDICAL CENTER CLINICAL LABORATORY		809	258	24%	<b>1,067</b>
AMERICAN FAMILY CARE PENSACOLA WEST		533	533	50%	<b>1,066</b>
LOOP PEDIATRICS PA	3	903	157	15%	<b>1,063</b>
RAINBOW RIVER MEDICAL LABORATORY		978	83	8%	<b>1,061</b>
BREVARD HEALTH ALLIANCE		746	298	29%	<b>1,044</b>
VRL EUROFINs - DALLAS		1,024	13	1%	<b>1,037</b>
WOODLANDS MEDICAL SPECIALISTS		770	265	26%	<b>1,035</b>
LAB DOCTOR		902	131	13%	<b>1,033</b>
ADVENTHEALTH EXPRESS CARE AT WALGREENS		891	136	13%	<b>1,027</b>
NORTH FLORIDA MEDICAL GROUP		873	153	15%	<b>1,026</b>
SPRING HILL HEALTH AND REHABILITATION CENTER		998	26	3%	<b>1,024</b>
THE HEALTH CENTER OF PLANT CITY		942	77	8%	<b>1,019</b>
BAPTIST HEALTH - MD ANDERSON CANCER CENTER		1,008	6	1%	<b>1,014</b>
E-LAB OF FLORIDA		923	90	9%	<b>1,013</b>
VERITOR		850	161	16%	<b>1,011</b>
CHILDRENS MEDICAL ASSOCIATION		922	88	9%	<b>1,010</b>
PHAROS HEALTH		756	254	25%	<b>1,010</b>
FAMILY HEALTH CENTERS OF SOUTHWEST FLORIDA INC		902	106	11%	<b>1,008</b>
C.W. BILL YOUNG VA MEDICAL CENTER	1	22	983	98%	<b>1,006</b>
NORTH FLORIDA PEDIATRICS PA - SUWANNEE	3	874	129	13%	<b>1,006</b>
VIERA HOSPITAL, INC		805	192	19%	<b>997</b>
LAKELAND REGIONAL HEALTH - PWC/OB		36	954	96%	<b>990</b>
DAIRY ROAD URGENT CARE	2	838	147	15%	<b>987</b>
COVANCE CLINICAL RESEARCH UNIT INC		957	26	3%	<b>983</b>
CVS HEALTH		770	207	21%	<b>977</b>
NORTH SHORE LIJ URGENT CARE PC		921	56	6%	<b>977</b>
BERNHARDT LABORATORIES	2	881	90	9%	<b>973</b>
UNIVERSITY OF WEST FLORIDA STUDENT HEALTH SERVICES	1	843	128	13%	<b>972</b>
HISTOPATHOLOGY SERVICES, LLC		861	108	11%	<b>969</b>
FAST TRACK URGENT CARE CENTER		4	957	100%	<b>961</b>
JACKSONVILLE BEACH PEDIATRIC CARE CENTER		889	72	7%	<b>961</b>

# COVID-19: testing by laboratory

Data through Apr 27, 2021 verified as of Apr 28, 2021 at 09:25 AM

Data in this report are provisional and subject to change.

The numbers in the table below represent the number of Florida and non-Florida residents for whom test results were received by the Department of Health. A person can be tested by more than one laboratory and can have both positive and negative results. **Therefore, the sum of the numbers in each column will be larger than the total number of people tested.**

Reporting lab	Inconclusive	Negative	Positive	Percent positive	Total
NORTH FLORIDA PEDIATRICS PA	2	838	117	12%	957
MILLER BIOCONNECT		865	89	9%	954
MOLECULAR TESTING LABS		862	90	9%	952
24 HOUR PEDIATIC CARE CENTER	4	875	65	7%	944
DEPARTMENT OF CLINICAL LABS	1	922	21	2%	944
CONSULATE HEALTH CARE OF NEW PORT RICHEY	2	815	126	13%	943
ENCOMPASS HEALTH		915	22	2%	937
ABBOTT LABORATORIES		814	120	13%	934
INTEGRITY LABORATORIES, LLC	4	764	165	18%	933
Point of Care Testing	1	125	805	86%	931
EAST LAKE PEDIATRICS PA		848	80	9%	928
TACACHALE CLINICAL LABORATORY	1	877	49	5%	927
LEE COUNTY EMERGENCY MEDICAL SERVICE	1	798	124	13%	923
SOLARIS HEALTHCARE CHARLOTTE HARBOR		867	55	6%	922
GENE TOX WORLDWIDE	60	736	125	14%	921
REDI MED LLC		747	173	19%	920
MIDWAY SPECIATLY CARE CENTER	3	692	222	24%	917
DOCTOR'S MEMORIAL HOSPITAL		751	166	18%	917
PENSACOLA PEDIATRICS	2	821	93	10%	916
PALM GARDEN OF PORT SAINT LUCIE		900	12	1%	912
CALHOUN LIBERTY HOSPITAL		736	168	19%	904
NCHMD, INC SOUTHEAST IMMEDIATE CARE		699	196	22%	895
Fernandina Beach Rehabilitation and Nursing Center	1	874	19	2%	894
Victoria Nursing and Rehabilitation Center		833	55	6%	888
Tampa Lakes Health and Rehabilitation Center	2	800	73	8%	875
FAMILY HEALTH CENTERS OF SWF LABS	2	755	118	13%	875
COASTAL PHYSICIANS, LLC		706	167	19%	873
SOUTHEAST ALABAMA MEDICAL CENT		815	57	7%	872
NORTH FL SOUTH GA HCS-LAKE CITY		844	27	3%	871
MINUTECLINIC LLC, #10357		863	6	1%	869
RESTORE HEALTH URGENT CARE		699	167	19%	866
PALACE NURSING HOME & REHAB CENTER		822	43	5%	865
AMERICAN MEDICAL RESPONSE		856	9	1%	865
CRUCIAL CARE EMERGENCY MEDICINE DOCTORS		692	172	20%	864
PEDIATRIC HEALTHCARE ALLIANCE		809	50	6%	859
ANY LAB TEST NOW	1	583	271	32%	855
PRIMARY CARE SERVICES AT ST ANDREWS ESTATES		850	3	0%	853
CENTRAL FLORIDA HEALTH CARE INC		727	121	14%	848
AUGUSTUS LABS LLC		696	148	18%	844
CLINICAL PATHOLOGY LABS INC		752	87	10%	839
EXPRESS PHARMACY		775	63	8%	838
FLORIDA GULF COAST UNIVERSITY		641	196	23%	837
BHA CENTRAL COUNTY CLINIC		749	83	10%	832
PRIMARY CARE SERVICES AT INDIAN RIVER ESTATES		806	25	3%	831
AFC URGENT CARE CLEARWATER	1	172	657	79%	830
POINT WASHINGTON MEDICAL CLINIC	1	616	211	25%	828
MEDONE URGENT CARE CENTER		604	224	27%	828

# COVID-19: testing by laboratory

Data through Apr 27, 2021 verified as of Apr 28, 2021 at 09:25 AM

Data in this report are provisional and subject to change.

The numbers in the table below represent the number of Florida and non-Florida residents for whom test results were received by the Department of Health. A person can be tested by more than one laboratory and can have both positive and negative results. **Therefore, the sum of the numbers in each column will be larger than the total number of people tested.**

Reporting lab	Inconclusive	Negative	Positive	Percent positive	Total
WHITE-WILSON MEDICAL CENTER - FORT WALTON BEACH		804	23	3%	827
PEBBLEBROOK PHARMACY	1	689	134	16%	824
LIFE CARE CENTER OF NEW PORT RICHEY		787	37	4%	824
FLORIDA HOSPITAL ORLANDO		743	74	9%	817
ADVENTHEALTH MEDICAL GROUP PROMPT CARE		590	225	28%	815
ASAP LABS LLC	7	655	151	19%	813
Southern Oaks Care Center	1	774	38	5%	813
MEDICAL CENTER OF DELTONA, INC		690	120	15%	810
ASCENSION ST VINCENT'S - CLAY		775	35	4%	810
DYNIX DIAGNOSTICS	2	528	279	34%	809
FLAGLER COUNTY HEALTH DEPARTMENT	3	627	177	22%	807
GOLDEN GATE FAMILY CLINIC		332	475	59%	807
BOND CLINIC PA PEDIATRICS DEPT		745	58	7%	803
CITY MEDICAL OF NEW JERSEY, PC		726	76	9%	802
VITAS HEALTHCARE CORPORATION OF FLA	1	793	5	1%	799
NITE LITE PEDIATRICS		234	564	71%	798
NONE		308	488	61%	796
TELESCOPE HEALTH LLC	4	671	121	15%	796
GULF COAST VILLAGE		752	41	5%	793
CLINICAL ENTERPRISE, INC		767	24	3%	791
PALM GARDEN OF VERO BEACH		740	50	6%	790
MOORINGS PARK INSTITUTE, INC, THE		754	32	4%	786
CARITHERS PEDIATRIC GROUP		722	60	8%	782
BRISTOL AT TAMPA, THE	4	748	22	3%	774
ETHOS WELLNESS PHARMACY		723	49	6%	772
VENICE REGIONAL BAYFRONT HEALTH (PULMONARY)		637	134	17%	771
BOND AND STEELE CLINIC PA		562	209	27%	771
WILLOWBROOKE COURT AT EDGEWATER POINTE ESTATES		755	9	1%	764
J AND G MEDICAL GROUP LLC		630	134	18%	764
KENDALL HEALTHCARE PROPERTIES DBA	2	731	30	4%	763
ORANGE BLOSSOM FAMILY HEALTH		721	40	5%	761
TOTAL RENAL LABORATORIES INC DBA DAVITA LABS	1	643	114	15%	758
ORLANDO HEALTH AND REHAB CENTER		710	45	6%	755
NORTHEAST FLORIDA NEUROLOGY CLINICS, INC		637	113	15%	750
WHITE WILSON MEDICAL CENTER PA - NAVARRE		625	124	17%	749
BUFFALO CROSSING HEALTHCARE & REHABILITATION CTR		727	17	2%	744
CHURCH OF SCIENTOLOGY FLAG SERVICE ORGANIZATION		729	15	2%	744
BOCA GRANDE HEALTH CLINIC		704	40	5%	744
ADVENT HEALTH LAB - ORLANDO		434	308	42%	742
SANTA ROSA MEDICAL GROUP		575	166	22%	741
MAIN STREET MEDICAL CENTER		211	529	71%	740
LIFE CARE CENTER OF PENSACOLA		690	49	7%	739
PHYSICIANS STAT LAB INC		647	91	12%	738
MOUNT SINAI LABORATORY		700	37	5%	737
WELL HEALTH WORKS	3	665	61	8%	729
Crestview Rehabilitation Center	5	591	129	18%	725
PEDIATRIC HEALTHCARE ALLIANCE PA		666	58	8%	724



# COVID-19: testing by laboratory

Data through Apr 27, 2021 verified as of Apr 28, 2021 at 09:25 AM

Data in this report are provisional and subject to change.

The numbers in the table below represent the number of Florida and non-Florida residents for whom test results were received by the Department of Health. A person can be tested by more than one laboratory and can have both positive and negative results. **Therefore, the sum of the numbers in each column will be larger than the total number of people tested.**

Reporting lab	Inconclusive	Negative	Positive	Percent positive	Total
DISNEY COVID TEST SITE		703	17	2%	720
RAINBOW PEDIATRIC CENTER PA		666	44	6%	710
THE PRESERVE		697	10	1%	707
ARTHREX MEDICAL CENTER	1	561	145	21%	707
GRAND COURT TAMPA		702	4	1%	706
APLS SERVICES LLC D/B/A CLEAR DIAGNOSTICS	13	679	14	2%	706
MANOR PINES CONVALESCENT CENTER LLC	1	681	23	3%	705
SUWANNEE HEALTH AND REHABILITATION CENTER		697	5	1%	702
BALDWIN PEDIATRICS	1	670	31	4%	702
PALM GARDEN OF CLEARWATER		680	18	3%	698
GULF COAST MOLECULAR LABORATORIES	13	577	107	15%	697
JOHN KNOX VILLAGE HEALTH CENTER		669	28	4%	697
WATSON THERAPEUTICS INC	1	659	36	5%	696
FORT MYERS INTERNAL MEDICINE, LLC		628	68	10%	696
PREMIER MEDICAL LABORATORY SERVICES	2	468	225	32%	695
VETERANS AFFAIRS MEDICAL CENTER	1	45	648	93%	694
NCH HEALTHCARE SYSTEM MICROBIOLOGY LAB		2	692	100%	694
LIFE CARE CENTER OF ORANGE PARK		659	32	5%	691
RUSKIN HEALTH CENTER	1	439	250	36%	690
CHILDRENS CLINIC WEST FLORIDA PEDIATRICS		635	54	8%	689
MANOR CARE HEALTH SERVICES - FT MYERS		662	26	4%	688
DIAMOND RIDGE HEALTH AND REHABILITATION		651	36	5%	687
EDEN SPRINGS NURSING AND REHAB CENTER		573	111	16%	684
NATURE COAST MEDICAL GROUP		563	121	18%	684
DXTERITY DIAGNOSTICS	2	640	40	6%	682
LIFEBRITE	2	461	219	32%	682
NCH HEALTHCARE BONITA		538	144	21%	682
MEDICAL FP – WHOLE FAMILY HEALTH CENTER		560	120	18%	680
HOLMES REGIONAL MEDICAL CENTER		11	665	98%	676
TREE HOUSE PEDIATRICS PLLC		606	68	10%	674
SEMINOLE NURSING PAVILION		664	8	1%	672
MINI ER ADULT AND PEDIATRIC URGENT CARE		574	98	15%	672
MEDONE URGENT CARE AT ST. AUGUSTINE		228	440	66%	668
CLIFFORD CHESTER SIMS STATE VETERANS		650	12	2%	662
MAYFLOWER ASSISTED LIVING		655	7	1%	662
VITAS HEALTHCARE CORP OF CENTRAL FL		637	25	4%	662
ST JOHN'S NURSING CENTER		637	24	4%	661
CLEWISTON NURSING AND REHABILITATION CENTER		647	14	2%	661
ADVENT HEALTH - DELTONA ER		552	109	16%	661
GOLDEN GLADES NURSING & REHABILITATION CTR		638	20	3%	658
POINT OF CARE TESTING SITE		630	26	4%	656
CARE ONE OF FLORIDA	1	477	177	27%	655
WILLOW BROOKE COURT AT INDIAN RIVER ESTATES		608	45	7%	653
Signature HealthCare Center of Waterford		617	35	5%	652
MAVERICK LABS		461	190	29%	651
BAPTIST PRIMARY CARE	2	528	119	18%	649
LIFE CARE CENTER OF HILLIARD		626	22	3%	648

# COVID-19: testing by laboratory

Data through Apr 27, 2021 verified as of Apr 28, 2021 at 09:25 AM

Data in this report are provisional and subject to change.

The numbers in the table below represent the number of Florida and non-Florida residents for whom test results were received by the Department of Health. A person can be tested by more than one laboratory and can have both positive and negative results. **Therefore, the sum of the numbers in each column will be larger than the total number of people tested.**

Reporting lab	Inconclusive	Negative	Positive	Percent positive	Total
MID-FLORIDA PATHOLOGY		481	164	25%	645
SHORE ACRES CARE CENTER		604	40	6%	644
SIGNATURE HEALTHCARE OF BROOKWOOD GARDENS		633	11	2%	644
EMERALD SHORES HEALTH AND REHABILITATION		546	97	15%	643
SOUTHERN LABORATORY SERVICES OF NWF		605	38	6%	643
HMA SANTA ROSA MEDICAL CENTER LLC DBA		520	123	19%	643
OCALA FAMILY MEDICAL CENTER INC	2	558	81	13%	641
NSPIRE HEALTHCARE MIAMI LAKES	8	617	15	2%	640
PALM GARDEN OF TAMPA		609	30	5%	639
VALENCIA HILLS HEALTH AND REHABILITATION CENTER		624	15	2%	639
HEARTLAND PEDIATRICS OF LAKE WALES		574	62	10%	636
AMERICA'S PHARMACY LLC		557	77	12%	634
SAINTS 120 LLC	1	599	34	5%	634
QUOTIENT SCIENCES		611	22	3%	633
VETERANS AFFAIRS MEDICAL CENTER - JAMES A HALEY			632	100%	632
SABAL PALMS HEALTH AND REHAB		576	54	9%	630
PHYSICIANS PRIMARY CARE LAB	1	552	77	12%	630
BALDOMERO LOPEZ STATE VETERANS NURSING HOME	2	618	6	1%	626
CONSULATE HEALTHCARE OF VERO BEACH	14	527	83	13%	624
MICHAEL A MIDDLETON MD PA□		591	32	5%	623
SEBASTIAN RIVER MEDICAL CENTER	3	441	176	28%	620
CHILDRENS MEDICAL ASSOCIATION PA		550	69	11%	619
QUALITOX LABORATORIES		429	188	30%	617
Plantation Bay Rehabilitation Center		593	24	4%	617
NAPLES CHILDREN'S URGENT CARE		540	76	12%	616
MANOR CARE NURSING CENTER OF SARASOTA FL LLC□		529	87	14%	616
AFC URGENT CARE FAMILY CARE			614	100%	614
FLORIDA HOSPITAL WAUCHULA		462	151	25%	613
FHMG FLORIDA HOSPITAL MEDICAL GROUP		569	44	7%	613
HOLY CROSS HOSPITAL		12	598	98%	610
EXPRESS URGENT CARE LLC		1	609	100%	610
CONTINENTAL CLINICAL RESEARCH, LLC		538	70	12%	608
PEDIATRICS IN BREVARD PA		543	62	10%	605
VILLA MARIA NURSING & REHAB CENTER INC	1	587	17	3%	605
PALM GARDEN OF ORLANDO		569	34	6%	603
THERADOC		152	451	75%	603
HARBOUR HEALTH CENTER		584	18	3%	602
DASCENA, INC	3	537	60	10%	600
PATIENTS FIRST - MAHAN DRIVE		164	436	73%	600
PALMETTO FAMILY HEALTHCARE	1	389	205	34%	595
WELL-BEING MEDICAL CENTER PLLC		538	57	10%	595
SOLARIS HEALTHCARE LAKE CITY		492	101	17%	593
PIONEER CLINICAL LAB LLC		484	108	18%	592
BROOKDALE FORT MYERS CYPRESS LAKE		590	2	0%	592
MANOR OAKS NURSING & REHAB CENTER	5	584	2	0%	591
AFC URGENT CARE SEMINOLE	1		589	100%	590
FLORIDA DEPARTMENT OF HEALTH IN CALHOUN COUNTY		452	138	23%	590

# COVID-19: testing by laboratory

Data through Apr 27, 2021 verified as of Apr 28, 2021 at 09:25 AM

Data in this report are provisional and subject to change.

The numbers in the table below represent the number of Florida and non-Florida residents for whom test results were received by the Department of Health. A person can be tested by more than one laboratory and can have both positive and negative results. **Therefore, the sum of the numbers in each column will be larger than the total number of people tested.**

Reporting lab	Inconclusive	Negative	Positive	Percent positive	Total
UNIVERSITY OF TAMPA INC, THE		568	21	4%	589
INTERNAL MEDICINE & PEDIATRICS OF TAMPA BAY PA		511	78	13%	589
URGENT CARE EXPRESS LLC		235	352	60%	587
AFC URGENT CARE		172	415	71%	587
FLORIDA HOSPITAL MEDICAL GROUP		346	240	41%	586
SHORELINE PHYSICIAN GROUP		364	222	38%	586
HEALTH CENTER AT BRENTWOOD	1	537	46	8%	584
ADVENT HEALTH - WESTCHASE ER		505	79	14%	584
ADVENTHEALTH MEDICAL GROUP PROMPT CAR	1	429	152	26%	582
HOPE HOSPICE AND COMMUNITY SERVICES INC	14	544	21	4%	579
FOUNTAIN MANOR HEALTH AND REHAB CENTER	1	556	20	3%	577
Palm Garden of Ocala		478	99	17%	577
PRINCIPLE LABORATORY	8	552	16	3%	576
MEDICAL VB		451	121	21%	572
TENNESSEE DOH - NASHVILLE	2	504	66	12%	572
PREMIER MEDICAL CENTER LLC	11	529	28	5%	568
The Manor at Blue Water Bay		505	62	11%	567
ECCOLAB GROUP	1	148	418	74%	567
AFC URGENT CARE TYRONE		4	562	99%	566
NEW YORK HOSPITAL LABORATORIES	1	549	16	3%	566
PALM BEACH COUNTY FIREFIGHTERS HEALTH CLINIC, LLC		478	84	15%	562
NEMOURS CHILDERN'S HOSPITAL		453	108	19%	561
PALM GARDEN OF JACKSONVILLE☐	2	475	80	14%	557
DOH – INDIAN RIVER		467	90	16%	557
ARCPOINTS LABS		487	69	12%	556
RICARDO NAVARRO DO PA		471	84	15%	555
ADVENT HEALTH - TIMBERRIDGE ER		473	82	15%	555
The Sands at South Beach		549	4	1%	553
VETERANS AFFAIRS MEDICAL CENTER - GAINESVILLE		3	550	99%	553
WEST GABLES HEALTH CARE CENTER		540	11	2%	551
ANCIENT CITY PEDIATRICS	1	526	23	4%	550
LAUDERDALE NURSING CENTER LLC	1	529	19	3%	549
VETERANS AFFAIRS MEDICAL CENTER - BAY PINES		18	531	97%	549
MEMORIAL PEMBROKE 24/7 CARE CENTER		421	126	23%	547
VITAE DIAGNOSTICS		534	13	2%	547
THE PALACE AT HOMESTEAD	1	524	21	4%	546
EMED LABS, LLC	3	528	15	3%	546
NCF DIAGNOSTICS & DNA TECHNOLOGIES	15	213	318	58%	546
ADDINGTON PLACE AT WELLINGTON GREEN		534	11	2%	545
FIRST CHOICE PEDIATRICS		435	109	20%	544
COASTAL URGENT CARE		428	116	21%	544
BENTON PEDIATRICS INC		486	57	10%	543
DBI HEALTH INC		527	16	3%	543
DOCTORS CENTER,THE		432	111	20%	543
EXPERTUS LABORATORIES INC		447	95	18%	542
CITRUS NURSING CENTER LLC		495	47	9%	542
SUNSHINE URGENT CARE LLC		387	154	28%	541

# COVID-19: testing by laboratory

Data through Apr 27, 2021 verified as of Apr 28, 2021 at 09:25 AM

Data in this report are provisional and subject to change.

The numbers in the table below represent the number of Florida and non-Florida residents for whom test results were received by the Department of Health. A person can be tested by more than one laboratory and can have both positive and negative results. **Therefore, the sum of the numbers in each column will be larger than the total number of people tested.**

Reporting lab	Inconclusive	Negative	Positive	Percent positive	Total
NORTH FLORIDA REHABILITATION & SPECIALTY CARE☐		529	9	2%	538
RIVER GARDEN HEBREW HOME FOR THE AGED		482	56	10%	538
HOSPICE OF THE FLORIDA SUNCOAST,THE		532	5	1%	537
NURSING PLUS OF BROWARD LLC	1	514	22	4%	537
FLOMEDILAB		301	235	44%	536
SANDBAY URGENT CARE		433	100	19%	533
CHAUTAUQUA REHABILITATION AND NURSING CENTER		521	11	2%	532
JACKSON MEMORIAL LONG TERM CARE CENTER		498	32	6%	530
HERON POINTE HEALTH AND REHABILITATION	1	526	3	1%	530
JACKSON MEMORIAL PERDUE MEDICAL CENTER		500	29	5%	529
FLORIDA HOSPITAL HEARTLAND MED CTR LAKE PLACID		414	115	22%	529
MEDICAL CENTER CLINIC-IMMEDIATE CARE	1	423	104	20%	528
MED FAST URGENT CARE CENTER		260	268	51%	528
LIFE CARE CENTER OF PALM BAY☐		499	28	5%	527
PALM GARDEN OF WINTER HAVEN	3	506	16	3%	525
Palm Garden of Largo		520	4	1%	524
Solaris Healthcare Daytona	2	474	48	9%	524
STEWARD SEBASTIAN RIVER MEDICAL CENTER		466	57	11%	523
LIFE CARE CENTER OF WINTER HAVEN		502	20	4%	522
ORLANDO HEALTH CENTER FOR REHABILITATION		507	15	3%	522
FLORIDA DEPARTMENT OF HEALTH CLAY COUNTY	1	420	99	19%	520
Good Samaritan Society Kissimmee Village		453	66	13%	519
HILLCREST HEALTH CARE & REHABILITATION CENTER	3	500	15	3%	518
ENZO CLINICAL LABS INC	3	488	26	5%	517
SUSANNA WESLEY HEALTH CENTER		479	37	7%	516
PORT SAINT LUCIE HOSPITAL		507	9	2%	516
ST CLOUD REGIONAL MEDICAL CENTER CLINICAL LAB		394	122	24%	516
CARENOW	2	285	228	44%	515
PEDIATRIC ASSOCIATES OF OCALA PA		475	40	8%	515
DIGNITY HEALING, LLC		495	19	4%	514
BROWARD PARTNERSHIP	6	500	8	2%	514
MEDFAST URGENT CARE CENTERS		231	283	55%	514
SOLARIS HEALTHCARE OSCEOLA		487	25	5%	512
PLANT CITY PEDIATRICS	1	406	105	21%	512
MEMPHIS PATHOLOGY LABORATORY	5	483	24	5%	512
LITTLE PINE PEDIATRICS PLLC	3	448	61	12%	512
PARKLANDS FACILITY INC	4	465	42	8%	511
PEDIATRICS BY THE SEA		481	30	6%	511
MAGNOLIA FAMILY URGENT CARE		461	48	9%	509
ORLANDO VA MEDICAL CENTER		2	507	100%	509
NEW PLANT CITY FAMILY CARE	1	282	224	44%	507
PW WINDERMERE SUBTENANT LLC		504	3	1%	507
Ocala Health and Rehabilitation Center		482	23	5%	505
MANOR AT CARPENTERS		473	32	6%	505
FLO-MEDILAB SERVICES LLC		194	310	62%	504
BAPTIST PRIMARY CARE, INC		473	31	6%	504
ASCEND CLINICAL	7	415	80	16%	502



# COVID-19: testing by laboratory

Data through Apr 27, 2021 verified as of Apr 28, 2021 at 09:25 AM

Data in this report are provisional and subject to change.

The numbers in the table below represent the number of Florida and non-Florida residents for whom test results were received by the Department of Health. A person can be tested by more than one laboratory and can have both positive and negative results. **Therefore, the sum of the numbers in each column will be larger than the total number of people tested.**

Reporting lab	Inconclusive	Negative	Positive	Percent positive	Total
ORLANDO ORTHOPAEDIC OUTPATIENT SURGERY CENTER LLC		497	4	1%	501
GANDY CROSSING CARE CENTER	1	484	16	3%	501
UNIVERSITY OF CENTRAL FLORIDA HEALTH SERVICES		479	21	4%	500
STARKE FAMILY MEDICAL CENTER		406	93	19%	499
CLINICAL PATHOLOGY LABS		388	111	22%	499
BROOKSVILLE HEALTHCARE CENTER LLC		485	13	3%	498
TRINITY REGIONAL REHAB CENTER		475	23	5%	498
NORTH FLORIDA RETIREMENT VILLAGE		494	4	1%	498
ATLANTIC SHORES NURSING AND REHAB CENTER	1	484	11	2%	496
MIDWAY SPECIALTY CARE CENTER	3	377	114	23%	494
THE VILLAGES REGIONAL HOSPITAL FREESTANDING		448	46	9%	494
GOOD SAMARITAN CENTER		491	3	1%	494
MOOSEHAVEN HEALTH CENTER		451	43	9%	494
BONIFAY NURSING AND REHAB CENTER		460	31	6%	491
Cypress Cove Care Center		391	100	20%	491
ASSOCIATESMD MEDICAL GROUP INC		418	72	15%	490
Quest Diag Unspecifd	1	326	163	33%	490
PINES OF SARASOTA		480	9	2%	489
KINDRED HOSPITAL	10	455	22	5%	487
FLORIDA STATE HOSPITAL CLINICAL LABORATORY		484	3	1%	487
CONSULATE HEALTH CARE OF BAYONET POINT	4	475	7	1%	486
JAMES A HALEY VETERANS HOSPITAL			486	100%	486
NEW YORK PRESBYTERIAN - CUMC CLINICAL		466	19	4%	485
FAIRWAY OAKS CENTER LLC	6	473	6	1%	485
MEDIPATH		57	427	88%	484
VITAS LUTHERAN TOWERS INPATIENT PROGRAM		419	65	13%	484
ENCOMPASS HEALTH REHABILITATION HOSPITAL OF SUNRISE	8	469	7	1%	484
TIDEWELL HOSPICE INC	2	475	7	1%	484
Life Care Center of Punta Gorda	1	467	15	3%	483
Williston Care Center		420	63	13%	483
HARTS HARBOR HEALTH CARE CENTER		457	24	5%	481
SOLARIS HEALTHCARE MERRITT ISLAND		424	57	12%	481
Solaris HealthCare Windermere		448	33	7%	481
Colonial Lakes Health Care		434	46	10%	480
EPN URGENT CARE		83	397	83%	480
VITAS HEALTHCARE CORPORATION		474	5	1%	479
Consulate Health Care of North Fort Myers		466	13	3%	479
WHITE-WILSON MEDICAL CENTER - NICEVILLE		428	50	10%	478
NAVAL HOSPITAL - JACKSONVILLE		137	340	71%	477
MOBILE MEDICAL ASSOCIATES PL	17	408	52	11%	477
ADVENTHEALTH EXPRESS CARE AT WALGREENS 49TH STREET		405	71	15%	476
MEDSCAN LABORATORY INC	1	256	217	46%	474
LA MER NH LLC		465	8	2%	473
EMERALD COAST PEDIATRICS & ADOL		408	64	14%	472
Parkview Rehabilitation Center at Winter Park		461	10	2%	471
Q ANSWER LAB	1	410	59	13%	470
NTD_EUROFINS_AIMS		429	40	9%	469

# COVID-19: testing by laboratory

Data through Apr 27, 2021 verified as of Apr 28, 2021 at 09:25 AM

Data in this report are provisional and subject to change.

The numbers in the table below represent the number of Florida and non-Florida residents for whom test results were received by the Department of Health. A person can be tested by more than one laboratory and can have both positive and negative results. **Therefore, the sum of the numbers in each column will be larger than the total number of people tested.**

Reporting lab	Inconclusive	Negative	Positive	Percent positive	Total
Darcy Hall Of Life Care		456	13	3%	469
HEALTHY STEPS PEDIATRICS		418	50	11%	468
THE SPRINGS AT BOCA CIEGA BAY		457	11	2%	468
CLERMONT HEALTH AND REHABILITATION CENTER		435	32	7%	467
AMBULATORY SURGERY CENTER OF BOCA RATON LTD		463	4	1%	467
ABBAY DELRAY		461	6	1%	467
BROOKDALE PALMER RANCH	1	407	57	12%	465
ELLENTON PEDIATRICS		445	19	4%	464
Santa Rosa Center for Rehabilitation and Healing		392	71	15%	463
AMEERAH LABS, LLC	2	377	84	18%	463
UNIVERSITY OF TAMPA STUDENT HEALTH AND SHC CLINICAL LABORATORY		294	168	36%	462
INNOVATIVE GENOMICS, LLC	3	422	37	8%	462
THE PALACE MANAGEMENT - THE PALACE AT CORAL GABLES		458	3	1%	461
AZALEA TRACE PHYSICIAN SERVICES		454	7	2%	461
SOLARIS HEALTHCARE BAYONET POINT		439	19	4%	458
TUSKAWILLA NURSING AND REHAB CENTER	2	448	7	2%	457
University Crossing		455	2	0%	457
Manatee Springs Rehabilitation and Nursing Center		436	20	4%	456
CLARIDGE HOUSE NURSING CENTER		437	18	4%	455
OKEECHOBEE COUNTY HEALTH DEPT	1	333	121	27%	455
FAMILY EXPRESS URGENT CARE		5	447	99%	452
PENSACOLA PEDIATRICS MILTON		394	58	13%	452
MINUTECLINIC LLC #3281		381	71	16%	452
FAMILY CARE PARTNERS OF NORTHEAST FLORIDA LLC		373	78	17%	451
PRO HEALTH		202	248	55%	450
LORI MCAULIFFE MD PA		403	45	10%	448
SMA SPECIALTY MEDICAL LAB		120	327	73%	447
Heartland Healthcare of Ft. Myers	1	443	3	1%	447
MANOR CARE OF BOYNTON BEACH LLC		423	24	5%	447
DIAMOND RIDGE HEALTH AND REHABILITATION CENTER		424	22	5%	446
BODYK		435	10	2%	445
ST ANDREWS BAY SKILLED NURSING &		382	61	14%	443
ROLLINS COLLEGE WELLNESS CENTER		130	313	71%	443
PARTICLE THEORY LABS		419	24	5%	443
ORCHARD PARK HEALTH & REHABILITATION		437	6	1%	443
EMERITUS AT NAPLES	2	439	1	0%	442
BHA TITUSVILLE CLINIC		409	33	7%	442
HEALTHWORKS MED GROUP OF FLORIDA PA	3	430	9	2%	442
VILLAGE DOCTORS OF KEYSTONE		349	93	21%	442
INDIAN RIVER CTR, LLC		389	52	12%	441
AYERS HEALTH & REHABILITATION CENTER		433	7	2%	440
ST PETERSBURG PEDIATRICS-PARK BLVD		397	42	10%	439
TREASURE COAST COMMUNITY HEALTH	3	362	74	17%	439
LAKE BALDWIN		417	22	5%	439
BROOKDALE LAKE TAVARES		431	7	2%	438
PALM GARDEN OF WEST PALM BEACH	4	419	15	3%	438
ST PETERSBURG PEDIATRICS-SEMINOLE BLVD		364	73	17%	437

# COVID-19: testing by laboratory

Data through Apr 27, 2021 verified as of Apr 28, 2021 at 09:25 AM

Data in this report are provisional and subject to change.

The numbers in the table below represent the number of Florida and non-Florida residents for whom test results were received by the Department of Health. A person can be tested by more than one laboratory and can have both positive and negative results. **Therefore, the sum of the numbers in each column will be larger than the total number of people tested.**

Reporting lab	Inconclusive	Negative	Positive	Percent positive	Total
HOLISTIX TREATMENT CENTERS		426	10	2%	436
ABBOTT DIAGNOSTICS		409	27	6%	436
Bardmoor Oaks Healthcare and Rehabilitation Center		422	14	3%	436
BLOUNTSTOWN REHABILITATION CENTER LLC		328	108	25%	436
SAMANTHA WILSON CARE CENTER	4	420	11	3%	435
WATERMARK LAKE POINTE WOODS LLC		417	18	4%	435
Bayside Care Center	1	414	20	5%	435
SEASIDE HEALTH AND REHABILITATION CENTER		375	59	14%	434
APP-UNIPATH, LLC	2	416	15	3%	433
MANORCARE HEALTH SERVICES - VENICE		376	56	13%	432
LIFE HOPE LABS, LLC		421	11	3%	432
FLORIDA DEPT OF HEALTH IN BREVARD COUNTY	3	364	63	15%	430
PHYSICIANS PRIMARY CARE OF SOUTHWEST FLORIDA	1	405	24	6%	430
AVECINA MEDICAL JULINGTON	1	240	189	44%	430
Destin Healthcare and Rehabiliation Center	1	387	40	9%	428
MARION AND BERNARD L SAMSON NURSING CENTER		422	4	1%	426
DIAGNOSTIC & CLINICAL CARE SERVICES INC DBA		341	85	20%	426
ONESTOP MEDICAL AND URGENT CARE LLC		373	52	12%	425
FLORIDA DEPARTMENT OF HEALTH IN LIBERTY COUNTY	3	324	97	23%	424
AVANTE AT OCALA INC	3	390	31	7%	424
LEHIGH REGIONAL MEDICAL CENTER LAB	2	372	47	11%	421
HARDEE COUNTY HEALTH DEPARTMENT		341	79	19%	420
GARCIA CLINICAL LABORATORY		28	392	93%	420
BOULEVARD REHABILITATION CENTER		404	16	4%	420
ORCHARD RIDGE CARE AND REHABILITATION CENTER		400	19	5%	419
PALMS OF SEBRING		381	37	9%	418
PruittHealth Panama City	1	353	64	15%	418
WALGREENS 3173		377	37	9%	414
RENAISSANCE AT THE TERRACES		408	6	1%	414
FLORIDA DEPARTMENT OF HEALTH		361	53	13%	414
GEORGIA PUBLIC HEALTH LABORATORY		384	29	7%	413
MINUTECLINIC LLC #3671		368	45	11%	413
Timberridge Center for Rehabilitation and Healing		378	35	8%	413
HEALTH PARK CARE CENTER		405	7	2%	412
Life Care Center of Ocala		342	70	17%	412
NATIONS BEST FAMILY HEALTH CARE		231	181	44%	412
LIFE CARE PONTE VEDRA INC		399	12	3%	411
FLORIDA HEART & VASCULAR MULTISPECIALTY GROUP PA		309	102	25%	411
SABAL DIRECT PRIMARY CARE, PA		333	78	19%	411
HEALTH CENTRAL PARK		343	67	16%	410
WIMAUMA COMMUNITY HEALTH CENTER		342	67	16%	409
SUNLAND MARIANNA COX MEDICAL CENTER		366	43	11%	409
HCSO OCCUPATIONAL HEALTH AND WELLNESS CENTER		329	79	19%	408
TAMARAC REHABILITATION & HEALTH CENTER		402	6	1%	408
PEDIATRIC HEALTH CARE ALLIANCE, PA		365	42	10%	407
TIDE LABORATORIES		362	45	11%	407
SUN COUNTRY PEDIATRICS PLLC	9	361	37	9%	407



# COVID-19: testing by laboratory

Data through Apr 27, 2021 verified as of Apr 28, 2021 at 09:25 AM

Data in this report are provisional and subject to change.

The numbers in the table below represent the number of Florida and non-Florida residents for whom test results were received by the Department of Health. A person can be tested by more than one laboratory and can have both positive and negative results. **Therefore, the sum of the numbers in each column will be larger than the total number of people tested.**

Reporting lab	Inconclusive	Negative	Positive	Percent positive	Total
METROPOLITAN HOSPITAL CENTER		399	7	2%	406
BRIDGEWATER PARK HEALTH AND REHAB		374	32	8%	406
Solaris Healthcare Lake Bennet		367	38	9%	405
FLETCHER HEALTH AND REHABILITATION CENTER		402	3	1%	405
TRI-COUNTY NURSING AND REHABILITATION CENTER INC		389	15	4%	404
ELMCROFT PINECREST	1	373	27	7%	401
UR MEDICINE LABS- CENTRAL LABORATORY		375	26	6%	401
BAY VILLAGE OF SARASOTA INC		398	3	1%	401
PENSACOLA PEDIATRICS, PA		385	16	4%	401
BAPTIST PRIMARY CARE INC	1	372	27	7%	400
Bay Breeze Senior Living and Rehabilitation Center		347	53	13%	400
MEDFAST URGENT CARE CENTER		167	231	58%	398
ADVENTHEALTH EXPRESS CARE AT		326	72	18%	398
HARDEE MANOR HEALTH CARE CENTER	1	393	4	1%	398
PALM BEACH PEDIATRICS PA	2	344	52	13%	398
MINI ER AND URGENT CARE		289	105	27%	394
Coastal Health and Rehabilitation Center		380	12	3%	392
CHEEK AND SCOTT DRUGS INC		324	68	17%	392
OCEAN VIEW NURSING AND REHAB CENTER		369	22	6%	391
EXCEL PEDIATRICS		332	58	15%	390
Vi at Lakeside Village Skilled Nursing		374	15	4%	389
ROSEWOOD HEALTH AND REHABILITATION CENTER		363	26	7%	389
BARBER		13	376	97%	389
SPECIALTY HEALTH AND REHABILITATION CENTER		363	25	6%	388
BAYSHORE DIAGNOSTICS		341	46	12%	387
Stacey Health Care Centers Inc. dba Riverside Care Center		356	30	8%	386
HENDRY REGIONAL MEDICAL CENTER		108	277	72%	385
AVANTE AT MT DORA		376	8	2%	384
BOCA BIOLISTICS REFERENCE LABORATORY	3	253	126	33%	382
SERENADES IN THE VILLAGES		329	53	14%	382
BARTON HEALTH ALLIANCE	3	334	45	12%	382
BROOKDALE PADDOCK HILLS	2	378	2	1%	382
MADISON FACILITY INC		375	7	2%	382
RITECARE MEDICAL CENTER		291	90	24%	381
SEA BREEZE REHAB AND NURSING CENTER		372	9	2%	381
SIGNATURE HEALTHCARE OF NORTH FLORIDA		376	4	1%	380
BAPTIST HEALTH URGENT CARE AT PLANTATION		315	65	17%	380
Life Care Center at Inverrary		369	10	3%	379
CORAL TRACE HEALTH CARE	2	372	5	1%	379
MY HEALTHY BLUEPRINT BY BAPTIST HEALTH CARE		316	63	17%	379
NAIA		377	1	0%	378
ACCESS MEDICAL CENTER	1	344	33	9%	378
VILLAGE DOCTORS FAMILY MEDICAL CENTER OF		311	67	18%	378
24/7 PEDIATRIC CARE CENTERS INC		356	21	6%	377
JACKSONVILLE KIDS PEDIATRICS, PLLC		341	35	9%	376
BAYA PHARMACY WEST		8	368	98%	376
solaris Healthcare Parkway	2	355	18	5%	375

# COVID-19: testing by laboratory

Data through Apr 27, 2021 verified as of Apr 28, 2021 at 09:25 AM

Data in this report are provisional and subject to change.

The numbers in the table below represent the number of Florida and non-Florida residents for whom test results were received by the Department of Health. A person can be tested by more than one laboratory and can have both positive and negative results. **Therefore, the sum of the numbers in each column will be larger than the total number of people tested.**

Reporting lab	Inconclusive	Negative	Positive	Percent positive	Total
FAIR HAVENS CENTER, OPCO		368	7	2%	375
VETERANS AFFAIRS MEDICAL CENTER - LAKE CITY		52	320	86%	372
SPRINGTREE REHAB & HEALTH CARE CENTER		348	24	6%	372
ST CATHERINE'S WEST REHABILITATION HOSPITAL		358	13	4%	371
COLOR GENOMICS, INC.	4	361	6	2%	371
URGENT CARE BETHESDA	1	318	52	14%	371
MACDILL AIR FORCE BASE		330	41	11%	371
BAPTIST HEALTH SOUTH FLORIDA - WEST BOCA URGENT CARE		306	64	17%	370
LASER & SURGERY CENTER OF THE PALM BEACHES		368	2	1%	370
INFORM DIAGNOSTICS		361	9	2%	370
ADVENT HEALTH - TAMPA		148	221	60%	369
BEAR CREEK NURSING CENTER		364	5	1%	369
KISSIMMEE FACILITY OPERATIONS LLC		345	24	7%	369
Solaris Healthcare Coconut Creek		361	7	2%	368
FL HUD DESTIN, LLC D/B/A GRAND BOULEVARD HEALTH		329	39	11%	368
EPWORTH VILLAGE RETIREMENT COMMUNITY		362	6	2%	368
ARCPPOINT LABS OF SARASOTA MANATEE		285	83	23%	368
Solaris HealthCare Imperial		360	8	2%	368
TRENTON MEDICAL CENTER INC DBA PALMS MEDICAL GROUP	4	270	93	25%	367
SANFORD LABORATORIES		333	32	9%	365
LUIS A GHIGLINO MD PA		354	11	3%	365
PALMETTO SUBACUTE CARE CENTER		353	11	3%	364
HAINES CITY REHABILITATION AND NURSING CENTER		338	24	7%	362
LAKE EUSTIS HEALTH AND REHABILITATION CENTER		354	8	2%	362
ADVANCED AMBULATORY SURGERY CENTER		349	13	4%	362
ELMHURST HOSPITAL CENTER	1	330	30	8%	361
HOLIDAY CVS LLC DBA CVS/PHARMACY #0440		345	16	4%	361
ESTERO ISLAND MEDICAL CENTER		287	74	20%	361
AVANTE AT LEESBURG INC		352	5	1%	357
MANOR CARE OF NAPLES FL LLC		353	4	1%	357
COMMUNITY HEALTH AND REHABILITATION CENTER		293	63	18%	356
PEACHTREE IMMEDIATE CARE		292	63	18%	355
RIVERS FAMILY MEDICINE PA		267	87	25%	354
The Care Center at Pinellas Park	1	341	12	3%	354
Marshall Health and Rehabilitation Center		304	49	14%	353
MY CLINICAL LAB		223	129	37%	352
VILLAGE AT VIENNA SQUARE,THE	6	329	17	5%	352
FOUNTAIN INN NURSING & REHABILITATION CTR, INC		345	6	2%	351
FAMILY CARE PARTNERS OF NE FLORIDA LLC		277	74	21%	351
CORAL BAY HEALTHCARE AND REHABILITATION	1	338	12	3%	351
TAVARES PEDIATRICS		298	53	15%	351
BAYFRONT MEDICAL		310	39	11%	349
AVON PARK PEDIATRICS INC	3	307	38	11%	348
ARGO SENIOR LIVING AT HAVERHILL		327	21	6%	348
VILLAGE PLACE NH LLC		314	32	9%	346
HEALTH DESIGNS		332	14	4%	346
HOLLEY NAVARRE MEDICAL CLINIC		267	79	23%	346

# COVID-19: testing by laboratory

Data through Apr 27, 2021 verified as of Apr 28, 2021 at 09:25 AM

Data in this report are provisional and subject to change.

The numbers in the table below represent the number of Florida and non-Florida residents for whom test results were received by the Department of Health. A person can be tested by more than one laboratory and can have both positive and negative results. **Therefore, the sum of the numbers in each column will be larger than the total number of people tested.**

Reporting lab	Inconclusive	Negative	Positive	Percent positive	Total
SELECT REFERENCE LABORATORIES, LLC	1	333	12	3%	346
The Grove Health and Rehabilitation		321	24	7%	345
USAFSAM/PHE		175	170	49%	345
SOUTHWEST ORLANDO FAMILY MEDICINE, PL		286	59	17%	345
FLORIDA HEALTH CARE PLANS			344	100%	344
ADVENT HEALTH CENTRA CARE - PALM COAST		80	262	77%	342
JACKSONVILLE VA UNIVERSITY OPC	4	328	9	3%	341
REGENTS PARK OF BOCA RATON		336	5	1%	341
CRONOS CLINICAL LABORATORY	22	227	91	27%	340
SUNCOAST URGENT CARE		256	84	25%	340
PALMS REHABILITATION AND HEALTHCARE CENTER		302	38	11%	340
FRICKS PHARMACY		276	63	19%	339
MEDICAL CENTER AT OCEAN REEF,THE		321	17	5%	338
KEY WEST HEALTH AND REHAB	1	329	8	2%	338
ST JOSEPH'S HOSPITAL LABORATORY		1	337	100%	338
Avante at St Cloud, Inc.		327	11	3%	338
JACKSON PLAZA NURSING & REHAB CENTER	6	323	9	3%	338
Concordia Village of Tampa AL		333	5	1%	338
DEPARTMENT OF HEALTH BUREAU OF FAMILY		330	8	2%	338
AVENTURA REHAB AND NURSING CENTER		321	16	5%	337
Surrey Place Healthcare and Rehabilitation		334	2	1%	336
MIAMI CEREBRAL PALSY RESIDENTIAL		334	1	0%	335
MACCLENNY NURSING AND REHAB		317	18	5%	335
KENNEDY PAIN CLINIC GROUP LLC		301	34	10%	335
DEPT OF VA MEDICAL CENTER - MIAMI	1	317	16	5%	334
PHYSICIANS REGIONAL WALK-IN		196	138	41%	334
LIFE BRITE	1	316	17	5%	334
NORTH PINELLAS STATMED QUICK QUALITY CLINICS		236	97	29%	333
COLLIER COUNTY JAIL		331	2	1%	333
POMPANO REHABILITATION AND NURSING CTR		328	5	2%	333
RULEME CENTER	2	301	30	9%	333
HOSPICE OF LAKE & SUMTER INC	1	323	8	2%	332
LabCorp (Non-Interfaced)	2	129	201	61%	332
GOOD SAMARITAN SOCIETY-DAYTONA		311	21	6%	332
CITY OF PORT SAINT LUCIE		307	24	7%	331
DELTONA HEALTH CARE		307	24	7%	331
LODGE HEALTH AND REHABILITATION CENTER, THE		298	33	10%	331
Life Care Center at Wells Crossing		309	21	6%	330
FLORIDA KEYS PEDIATRICS & ADOLESCENT CENTER		312	18	5%	330
ROSEN MEDICAL CENTER		286	43	13%	329
ST JUDE CHILDREN'S RESEARCH HOSPITAL		314	15	5%	329
WESTCHESTER GARDENS LIMITED PARTNERSHIP		319	9	3%	328
ST LUCIE EMPLOYEE HEALTH & WELLNESS CENTER		318	10	3%	328
Avante at Inverness		325	3	1%	328
MANORCARE AT LELY PALMS		321	6	2%	327
AMERICAN FINNISH NURSING HOME	2	317	8	2%	327
SILVER CREEK SENIOR LIVING COMMUNITY		321	5	2%	326

# COVID-19: testing by laboratory

Data through Apr 27, 2021 verified as of Apr 28, 2021 at 09:25 AM

Data in this report are provisional and subject to change.

The numbers in the table below represent the number of Florida and non-Florida residents for whom test results were received by the Department of Health. A person can be tested by more than one laboratory and can have both positive and negative results. **Therefore, the sum of the numbers in each column will be larger than the total number of people tested.**

Reporting lab	Inconclusive	Negative	Positive	Percent positive	Total
PIONEER CLINICAL LAB, LLC		212	113	35%	325
EAST RIDGE RETIREMENT VILLAGE		322	3	1%	325
SIGNATURE HEALTHCARE AT THE COURTYARD		277	47	15%	324
REHABILITATION CENTER OF LAKE CITY, THE		296	28	9%	324
ST JAMES HEALTH AND REHABILITATION CENTER		237	87	27%	324
DAYTONA BEACH HEALTH AND REHAB CENTER		320	2	1%	322
EDGEWATER AT WATERMAN VILLAGE,THE		306	16	5%	322
LUTHERAN HAVEN		313	9	3%	322
HEATHER HILL HEALTHCARE CENTER		273	47	15%	320
Life Care Center of Sarasota		307	13	4%	320
TALLAHASSEE NHHI LLC	1	292	27	8%	320
CRYSTAL RIVER HEALTH & REHAB		316	3	1%	319
BIOCEPT		297	22	7%	319
Avante at Orlando	1	312	6	2%	319
GENETIC TECHNOLOGICAL INNOVATIONS, LLC		306	13	4%	319
PruittHealth Santa Rosa		225	94	29%	319
AVELLINO LAB USA, INC	1	304	13	4%	318
ACCURATE DIAGNOSTIC LABS, INC		299	18	6%	317
ENCOMPASS HEALTH REHABILITATION OF SEA PINES		315	1	0%	316
MEDEXPRESS LUTZ		3	312	99%	315
BAY COUNTY SHERIFFS OFFICE JAIL FACILITY		262	53	17%	315
HUNT CLUB PEDIATRIC ASSOCIATES, P.A.		269	45	14%	314
AFTER HOURS PEDIATRICS INC	1	1	312	99%	314
CROSS POINTE CARE CENTER	2	306	6	2%	314
West Melbourne Health and Rehabilitation Center		312	1	0%	313
GENESIS MEDICAL LABORATORY MIAMI FL.		83	230	73%	313
HOMESTEAD MANOR	2	270	41	13%	313
NAPHCARE, INC AT MANATEE COUNTY JAIL		286	26	8%	312
TIERRA PINES CENTER		299	13	4%	312
STATMED QUICK QUALITY CLINIC AT NORTH PINELLAS		66	246	79%	312
HOLISTIC PEDIATRICS GROUP LLC		288	23	7%	311
CENTERSTONE OF FLORIDA☐		285	26	8%	311
APOLLO HEALTH & REHABILITATION		302	7	2%	309
WILLISTON PEDIATRICS PA	1	269	39	13%	309
OSPREY LODGE		249	59	19%	308
RAPID RELIABLE TESTING NY LLC		295	12	4%	307
PEDIATRICS IN BREVARD PA- ROCKLEDGE		261	45	15%	306
LAKELAND REGIONAL HEALTH SYSTEMS INC		39	266	87%	305
CLARE BRIDGE ORMOND BEACH	1	303			304
SILVERCREST HEALTH AND REHABILITATION CENTER	3	293	8	3%	304
PERSONALIZED GENETIC TESTING	3	200	100	33%	303
WHITE WILSON MEDICAL IMMEDIATE CARE NICEVILLE		77	226	75%	303
LAKE PARK OF MADISON		291	11	4%	302
CONCIMED LLC		271	31	10%	302
ARDEN COURTS OF TAMPA☐	2	294	6	2%	302
SARAPATH DIAGNOSTICS		172	129	43%	301
GULF COAST MEDICAL CENTER		294	6	2%	300



# COVID-19: testing by laboratory

Data through Apr 27, 2021 verified as of Apr 28, 2021 at 09:25 AM

Data in this report are provisional and subject to change.

The numbers in the table below represent the number of Florida and non-Florida residents for whom test results were received by the Department of Health. A person can be tested by more than one laboratory and can have both positive and negative results. **Therefore, the sum of the numbers in each column will be larger than the total number of people tested.**

Reporting lab	Inconclusive	Negative	Positive	Percent positive	Total
CONSULATE HEALTH CARE OF SAFETY HARBOR		293	7	2%	300
ARCPPOINT LABS OF ST PETERSBURG		209	91	30%	300
HAVEN OF OUR LADY OF PEACE INC		290	8	3%	298
ELLENTON PEDIATRICS PA		280	18	6%	298
PONTE VEDRA GARDENS		297	1	0%	298
BUENA VISTA URGENT CARE		264	34	11%	298
Chatsworth at PGA National, LLC		283	14	5%	297
220 GOLDEN, LLC	1	279	16	5%	296
CYPRESS COVE		290	6	2%	296
DE LUNA HEALTH AND REHABILITATION CENTER		273	23	8%	296
BROOKDALE DESTIN		284	12	4%	296
LONGWOOD FAMILY PRACTICE		226	69	23%	295
ALLIANCE PEDIATRICS PA		288	7	2%	295
Sunset Point Center		291	4	1%	295
BAYA POINTE NURSING AND REHABILITATION		212	83	28%	295
HIGHLANDS URGENT CARE			295	100%	295
FLORIDA ATLANTIC UNIVERSITY STUDENT HEALTH		243	51	17%	294
NORTHWEST MEDICAL CENTER CLINICAL LABORATORY		175	118	40%	293
RIVERWOOD HEALTH NH LLC		254	39	13%	293
USA HEALTH UNIVERSITY HOSPITAL CLINICAL LABORATORY	1	282	10	3%	293
renaissance health and rehabilitation center		266	26	9%	292
BIOIQ		243	48	16%	291
CONEY ISLAND HOSPITAL	1	279	11	4%	291
JUPITER MEDICAL CENTER URGENT CARE - STUART		223	68	23%	291
WESTWOOD HEALTHCARE SNF		243	46	16%	289
AMERICAN HEALTH ASSOCIATES INC	1	270	18	6%	289
AUBURN UNIVERSITY MEDICAL CLINIC		227	62	21%	289
DOCTORS MEMORIAL HOSPITAL		158	131	45%	289
Rehabilitation Center for Park Place LLC		278	11	4%	289
PALM GARDEN OF GAINESVILLE	2	285	2	1%	289
STERLING HOUSE OF DELAND		288	1	0%	289
LAKESIDE NEUROLOGIC		275	13	5%	288
Solaris Senior Living North Naples ALF		279	9	3%	288
ARBOR FACILITY INC		283	4	1%	287
Terrace Health and Rehab		283	4	1%	287
ST VINCENT'S AMBULATORY CARE INC DBA	2	248	37	13%	287
W FRANK WELLS NURSING HOME		258	29	10%	287
FIRST CHOICE PEDIATRICS INC		251	36	13%	287
AMERICAN RESEARCH LABS		249	37	13%	286
CHIPOLA HEALTH AND REHAB		267	18	6%	285
MIDWAY PRIMARY CARE, LLC	11	180	94	33%	285
PORT CHARLOTTE HMA		251	33	12%	284
JACKSONVILLE UNIVERSITY	1	268	15	5%	284
SUNRISE DIAGNOSTIC LABORATORY		231	53	19%	284
HEARTLAND PEDIATRICS OF LAKE PLACID PA	1	248	34	12%	283
CHIPOLA MEDICAL ASSOCIATES, LLC		207	76	27%	283
DAVID SCOTT MADWAR MD PA□		254	29	10%	283

# COVID-19: testing by laboratory

Data through Apr 27, 2021 verified as of Apr 28, 2021 at 09:25 AM

Data in this report are provisional and subject to change.

The numbers in the table below represent the number of Florida and non-Florida residents for whom test results were received by the Department of Health. A person can be tested by more than one laboratory and can have both positive and negative results. **Therefore, the sum of the numbers in each column will be larger than the total number of people tested.**

Reporting lab	Inconclusive	Negative	Positive	Percent positive	Total
PALMS FACILITY INC		267	16	6%	283
AURORA DIAGNOSTICS BERNHARDT LABORATORIES PATHOLOGY SERVICE		190	93	33%	283
SANDY PINES	2	237	43	15%	282
PROTEUS MOLECULAR AND CLINICAL LAB	1	169	112	40%	282
PAVILION FOR HEALTHCARE, THE		279	3	1%	282
PROFESSIONAL URGENT CARE SERVICES		230	51	18%	281
HARBOURWOOD	1	272	7	3%	280
VETERANS AFFAIRS MEDICAL CENTER - MIAMI		2	278	99%	280
SIGNATURE HEALTHCARE OF ORANGE PARK		275	4	1%	279
QUICK CARE MED LLC	1	220	58	21%	279
BRENTWOOD RETIREMENT COMMUNITY	5	240	34	12%	279
JUPITER MEDICAL CENTER URGENT CENTER		231	48	17%	279
BROWARD NURSING & REHABILITATION CTR	8	256	14	5%	278
FARAH MEDICAL		263	15	5%	278
AMELIA MEDICAL CARE		120	158	57%	278
MEDICATION ROOMS-CSU/CI NURSE STATION	1	264	13	5%	278
Crossbreeze care center	1	274	2	1%	277
PRUITT HEALTH-SANTA ROSA		275	2	1%	277
AMERICAN ESOTERIC LAB-BIRMINGHAM		273	4	1%	277
WASHINGTON REHAB AND NURSING		267	10	4%	277
LAKE VIEW CARE CENTER AT DELRAY		270	6	2%	276
VILLAGES REGIONAL HOSPITAL SURGERY CENTER LLC, THE		218	58	21%	276
Chatham Glen Healthcare and Rehabilitation Center		266	9	3%	275
COLLIER PHARMACY		221	54	20%	275
Glades West Rehabilitation and Nursing Center		266	8	3%	274
NASSAU COUNTY JAIL		229	45	16%	274
LEESBURG PEDIATRICS		238	36	13%	274
WALGREENS 10670		237	36	13%	273
BOND CLINIC, PA		202	71	26%	273
FIRST CHOICE PRIMARY CARE		216	56	21%	272
PBC FIREFIGHTER BENEFIT FUND WELLNESS CENTER		225	45	17%	270
Premier Place at The Glenview		261	9	3%	270
D PEDIATRICS		246	23	9%	269
DOS OF NORTH SHORES NURSING & REHAB CENTER		269			269
ADVENT HEALTH CARE CENTER	9	246	14	5%	269
FAMILY MEDICAL CARE OF PALM BEACH		190	79	29%	269
MILLENNIUM PHYSICIAN GROUP LLC		234	34	13%	268
ATLANTIC URGENT CARE		186	82	31%	268
ADVENT HEALTH CENTRA CARE - ORMOND BEACH		113	155	58%	268
SURREY PLACE CARE CENTER		260	7	3%	267
ST MARK VILLAGE	1	261	5	2%	267
FORT MYERS REHABILITATION AND NURSING CENTER		240	26	10%	266
LEHIGH VALLEY GENOMICS		41	225	85%	266
HOSPICE OF ST FRANCIS INC		258	7	3%	265
SERANADES BY SONATA WEST ORANGE		236	29	11%	265
THE PLAYERS CHAMPIONSHIP		265			265
SHC College Park		262	2	1%	264



# COVID-19: testing by laboratory

Data through Apr 27, 2021 verified as of Apr 28, 2021 at 09:25 AM

Data in this report are provisional and subject to change.

The numbers in the table below represent the number of Florida and non-Florida residents for whom test results were received by the Department of Health. A person can be tested by more than one laboratory and can have both positive and negative results. **Therefore, the sum of the numbers in each column will be larger than the total number of people tested.**

Reporting lab	Inconclusive	Negative	Positive	Percent positive	Total
Cross Gardens Care Center		263	1	0%	264
STAR CARE		218	45	17%	263
NADAL PEDIATRICS		217	45	17%	262
NORTH FLORIDA PEDIATRICS - MARIANNA		221	40	15%	261
BRADEN RIVER REHABILITATION CENTER LLC		258	2	1%	260
CLIFFORD CHESTER SIMS VA NURSING HOME		251	9	3%	260
Jacaranda Manor		257	2	1%	259
CONSULATE HEALTHCARE OF KISSIMMEE		247	12	5%	259
VI AT BENTLEY VILLAGE HOME CARE		258	1	0%	259
LAKEVIEW INTERNAL MEDICINE		197	62	24%	259
FLORIDA WOMAN CARE LABORATORY LLC		232	26	10%	258
ADVENT HEALTH - ORLANDO		195	63	24%	258
AZALEA TRACE		245	13	5%	258
MIAMI JEWISH HEALTH SYSTEMS, INC	4	244	10	4%	258
PATHWAY PHARMACY		214	44	17%	258
BAYVIEW CENTER		251	6	2%	257
MARTIN MEMORIAL MEDICAL CENTER LAB		128	129	50%	257
TERRACES OF LAKE WORTH CARE CENTER□		245	12	5%	257
AVANTE AT ORMOND BEACH INC		248	8	3%	256
Sunnyside Nursing Home		253	3	1%	256
SEAVIEW NURSING AND REHABILITATION CENTER		245	10	4%	255
MARTIN ACQUISITION 1 LLC DBA		240	14	6%	254
SHELL POINT VILLAGE MEDICAL CENTER		246	7	3%	253
VETERANS AFFAIRS ORLANDO VA MEDICAL CENTER			252	100%	252
IMA MEDICAL GROUP		177	75	30%	252
KR at Hillsborough Lakes/Lutz Healthcare		242	10	4%	252
HOMESTEAD VILLAGE		241	11	4%	252
STUART - FAIRGROUNDS		219	32	13%	251
FELLOWSHIP HOME AT THE FAIRWAY LLC		244	7	3%	251
FLORIDA CLINICAL LABORATORY-BIOREFERENCE LABORATORIES		99	152	61%	251
BUREAU OF CLINICAL LABORATORIES		209	42	17%	251
EVENT MED SERVICES LABORATORY		245	5	2%	250
Consulate Health Care of St. Petersburg		242	7	3%	249
CCS - JOSEPH V CONTE		247	2	1%	249
BARTRAM CROSSING		249			249
HCTB INC		202	46	19%	248
CARRINGTON PLACE OF ST PETE LLC		242	6	2%	248
UCC - WELLINGTON		3	245	99%	248
ADVENTHEALTH EXPRESS CARE AT WESLEY CH		218	29	12%	247
Heritage Healthcare at Tallahassee		239	7	3%	246
AVECINA MOBILE		121	125	51%	246
Orchid Cove at Sarasota		245	1	0%	246
CAREATC CITY OF TAMPA	11	199	35	14%	245
ROSEWOOD HEALTHCARE & REHABILITATION CENTER		239	6	2%	245
ST AUGUSTINE HEALTH & REHAB CENTER		244	1	0%	245
TRUE NORTH HEALTH NAVIGATION LLC DBA DISPATCHHEALTH	1	204	40	16%	245
MALABAR/ADVENT CENTRA CARE		48	196	80%	244

# COVID-19: testing by laboratory

Data through Apr 27, 2021 verified as of Apr 28, 2021 at 09:25 AM

Data in this report are provisional and subject to change.

The numbers in the table below represent the number of Florida and non-Florida residents for whom test results were received by the Department of Health. A person can be tested by more than one laboratory and can have both positive and negative results. **Therefore, the sum of the numbers in each column will be larger than the total number of people tested.**

Reporting lab	Inconclusive	Negative	Positive	Percent positive	Total
ST ANTHONYS REHABILITATION HOSPITAL	9	233	2	1%	244
OAKBROOK HEALTH AND REHABILITATION CENTER	1	229	14	6%	244
REGENTS PARK AT AVENTURA		229	15	6%	244
WHITE WILSON MEDICAL CENTER IMMEDIATE CARE		135	108	44%	243
SPRINGS AT LAKE POINTE WOODS		240	2	1%	242
EDGEWOOD NURSING CENTER		232	10	4%	242
LAKE SIDE HEALTH CENTER		240	2	1%	242
ARCHER HEALTH VENTURES, LLC		217	25	10%	242
TGH		1	241	100%	242
GOOD SAMARITAN CARES		236	5	2%	241
CARENOW LAKE MARY		45	196	81%	241
PALM GARDEN OF AVENTURA		236	4	2%	240
CLARE BRIDGE OF SARASOTA		238	2	1%	240
STERLING HOUSE OF WINTER HAVEN		237	3	1%	240
PADDOCK RIDGE		237	3	1%	240
AMERICAN HOUSE SENIOR LIVING		189	51	21%	240
SOUTHLAND SUITES OF ORMOND BEACH	4	236			240
WALGREENS 4915	1	214	24	10%	239
ORANGE COUNTY HEALTH DEPT		228	11	5%	239
Flagler Health and Rehabilitation		236	3	1%	239
A PLUS PEDIATRICS		207	31	13%	238
Avante at Lake Worth, Inc.		232	4	2%	236
FLORIDA HEALTH CARE PLAN INC		2	234	99%	236
KINDRED HOSPITAL THE PALM BEACHES		231	5	2%	236
SAMIR EBEID MD		213	23	10%	236
Lake Port Square Health Center		219	17	7%	236
FREEDOM SQUARE NURSING CENTER		223	12	5%	235
OAK HAMMOCK AT THE UNIVERSITY OF FLORIDA		229	6	3%	235
BAY TREE CARE AND REHABILITATION CENTER		197	38	16%	235
CAREATC, INC.	1	226	8	3%	235
GUEST HOUSE OCALA, THE		225	10	4%	235
ADVANCED MEDICAL GROUP		1	233	100%	234
ADVENT HEALTH - PALM HARBOR ER		187	47	20%	234
PINELLAS CARE CENTER		197	36	15%	233
ARDEN COURTS OF FORT MYERS		226	7	3%	233
MANDARIN PEDIATRICS		210	23	10%	233
LCS SANDHILL COVE LLC DBA	6	218	9	4%	233
life Care Center of Melbourne		215	17	7%	232
SOLARIS SENIOR LIVING VERO BEACH		224	8	3%	232
Signature healthcare of Jacksonville		226	5	2%	231
Lakewood Nursing Center		198	33	14%	231
ManorCare Health Services-Palm Harbor	1	229	1	0%	231
THE RESIDENCE AT TIMBER PINES	4	202	25	11%	231
NORTH FLORIDA PEDIATRICS PA - DUVAL		202	29	13%	231
FORT PIERCE HEALTH CARE		224	7	3%	231
LYNN HAVEN SPORTS COMPLEX-WALKON CLINIC		21	209	91%	230
BARBARA O'REILLY MD PA		225	4	2%	229

# COVID-19: testing by laboratory

Data through Apr 27, 2021 verified as of Apr 28, 2021 at 09:25 AM

Data in this report are provisional and subject to change.

The numbers in the table below represent the number of Florida and non-Florida residents for whom test results were received by the Department of Health. A person can be tested by more than one laboratory and can have both positive and negative results. **Therefore, the sum of the numbers in each column will be larger than the total number of people tested.**

Reporting lab	Inconclusive	Negative	Positive	Percent positive	Total
ST PETERSBURG PEDIATRICS-EAST BAY	1	193	35	15%	229
CHILDREN MED CARE INC		195	33	14%	228
ASCENSION MEDICAL GROUP		5	223	98%	228
MEDICAL CONSULTANTS OF FLORIDA LLC	1	193	34	15%	228
SUNLIFE PHARMACY		199	29	13%	228
GEORGE SAFRAN MD PC		214	14	6%	228
MORSELIFE MEMORY CARE RESIDENCE		219	9	4%	228
ARDEN COURTS OF SEMINOLE		186	41	18%	227
The Ponce Therapy Care Center		223	4	2%	227
BAY VUE NURSING AND REHABILITATION CENTER		215	11	5%	226
HUNT CLUB PEDIATRIC ASSOCIATES PA		158	68	30%	226
PARKS HEALTHCARE & REHABILITATION CTR	4	211	11	5%	226
WIREGRASS DIRECT PRIMARY CARE PLLC□		190	36	16%	226
ADVENT HEALTH - LAKE NONA		193	33	15%	226
RIVERSIDE RECOVERY OF TAMPA		225	1	0%	226
PARK MEADOWS HEALTH AND REHABILITATION CENTER		224	1	0%	225
ALLSOUTH URGENT CARE		52	173	77%	225
CLINICAL LABS OF HAWAII		225			225
NSPIRE HEALTHCARE LAUDERHILL		219	6	3%	225
BORLAND GROOVER CLINIC	1	187	37	16%	225
CORAL GABLES NURSING & REHABILITATION CENTER		214	11	5%	225
CORAL REEF NURSING & REHABILITATION CENTER		216	8	4%	224
DOCTORS MEMORIAL FAMILY MEDICINE	2	155	67	30%	224
INN AT ASTON GARDENS, THE		216	8	4%	224
DISCOVERY VILLAGE AT MELBOURNE		197	27	12%	224
ESCAMBIA COUNTY JAIL	2	168	54	24%	224
COLONY CLUB ALF,THE	1	209	13	6%	223
CONSULATE HEALTH CARE OF MELBOURNE		218	5	2%	223
CCS - PAUL REIN DETENTION FACILITY		156	66	30%	222
VITAS HEALTHCARE CORPORATION OF FL		207	15	7%	222
YOUR FAMILY WALK-IN CLINIC		16	206	93%	222
PINNACLES PEDS CARE PA		222			222
FLAGLER COUNTY DETENTION CENTER		208	13	6%	221
ABSOLUTE HEALTH INTERNAL MEDICINE AND PEDIATRICS		196	25	11%	221
LAKE REGIONAL URGENT CARE		12	209	95%	221
VIERA DEL MAR HEALTH AND REHABILITATION CENTER		209	12	5%	221
SUPERIOR RESIDENCES OF PANAMA CITY BEACH		213	7	3%	220
CONCORD LIFE SCIENCES LLC	2	201	17	8%	220
Boynton Beach Rehabilitation Center	2	213	5	2%	220
Kindred Hospital South Florida Hollywood SNU		211	8	4%	219
GATTOLINE ENTERPRISES, INC. DBA FAMILY CARE PHARMACY		179	40	18%	219
MATHISON RETIREMENT COMMUNITY, INC	1	208	10	5%	219
WOOD LAKE HEALTH AND REHABILITATION CENTER		219			219
ADVENT HEALTH CENTRA CARE - DAYTONA BEACH		94	125	57%	219
SACRED HEART HEALTH SYSTEM INC		182	37	17%	219
Avante at Melbourne		214	5	2%	219
ANGELS DIAGNOSTIC GROUP		174	45	21%	219

# COVID-19: testing by laboratory

Data through Apr 27, 2021 verified as of Apr 28, 2021 at 09:25 AM

Data in this report are provisional and subject to change.

The numbers in the table below represent the number of Florida and non-Florida residents for whom test results were received by the Department of Health. A person can be tested by more than one laboratory and can have both positive and negative results. **Therefore, the sum of the numbers in each column will be larger than the total number of people tested.**

Reporting lab	Inconclusive	Negative	Positive	Percent positive	Total
FIRSTCARE CLINIC		120	98	45%	218
KENILWORTH CARE & REHABILITATION CENTER		200	17	8%	217
THE MANOR AT CARPENTERS		185	32	15%	217
MACTOWN, INC		215	2	1%	217
ST. CLOUD REGIONAL MEDICAL CENTER		199	18	8%	217
LAKE PORT SQUARE		200	17	8%	217
BROOKDALE ATRIM WAY		210	6	3%	216
BENDERSON FAMILY SKILLED NURSING AND□		199	17	8%	216
VILLA MARIA WEST SKILLED NURSING FACILITY		207	8	4%	215
PEDIATRIC SPECIALISTS MEDICAL GROUP□	1	192	22	10%	215
GATEWAY/ADVENT CENTRA CARE	1	24	190	88%	215
Taylor Care Center		210	5	2%	215
The Waterford		212	3	1%	215
KEY LARGO - LARGO CARGO		193	21	10%	214
MEASE COUNTRYSIDE HOSPITAL		2	212	99%	214
BLOCK, NATION, CHASE, AND SMOLEN FAMILY MEDICINE		157	57	27%	214
MCW MENTAL HEALTH LLC		210	4	2%	214
BONITA PHARMACY		194	20	9%	214
CONSULATE HEALTH CARE OF WINTER HAVEN		209	4	2%	213
LIFE CARE CENTER OF PORT ST. LUCIE		201	12	6%	213
San Jose Health & Rehabilitation		207	6	3%	213
BOCA RATON REHABILITATION CENTER	4	205	4	2%	213
SOUTH BALDWIN REGIONAL MEDICAL CENTER		199	14	7%	213
POCONO MEDICAL CENTER		212	1	0%	213
UNIVERSITY OF MIAMI		78	135	63%	213
Consulate Healthcare of West Palm Beach		197	16	8%	213
JUNO DERMATOLOGY LLC		194	18	8%	212
Bayside Health and Rehabilitation		181	31	15%	212
FULGENT GENETICS	3	166	43	20%	212
LABCORP BURLINGTON	1	157	53	25%	211
GLENRIDGE ON PALMER RANCH,THE		202	8	4%	210
Royal Oaks Nursing and Rehab		209	1	0%	210
GOOD SAMARITAN SOCIETY OF DELAND		199	11	5%	210
HEALTH FIRST - HOLMES REGIONAL MEDICAL CENTER		32	178	85%	210
ARDEN COURTS OF DELRAY BEACH FL LLC	3	196	10	5%	209
Signature Healthcare of Ormond		207	2	1%	209
THE PALACE NURSING AND REHABILITATION CENTER		209			209
BVM THE BRIDGES LLC		207	2	1%	209
PALMS MEDICAL GROUP HIGH SPRINGS		174	35	17%	209
Whispering Oaks	11	175	23	11%	209
RITE MEDICAL CARE PC		206	3	1%	209
TUSCAN GARDENS OF PALM COAST		203	6	3%	209
Nspire Health Care Kendall		199	10	5%	209
ESCAMBIA COUNTY JAIL DETENTION DIVISION		203	5	2%	208
Sunrise Health and Rehabilitation Center		200	8	4%	208
Hampton Court Nursing and Rehabilitation Center		206	2	1%	208
LAB CORP	1	120	87	42%	208



# COVID-19: testing by laboratory

Data through Apr 27, 2021 verified as of Apr 28, 2021 at 09:25 AM

Data in this report are provisional and subject to change.

The numbers in the table below represent the number of Florida and non-Florida residents for whom test results were received by the Department of Health. A person can be tested by more than one laboratory and can have both positive and negative results. **Therefore, the sum of the numbers in each column will be larger than the total number of people tested.**

Reporting lab	Inconclusive	Negative	Positive	Percent positive	Total
MIAMI VA HEALTHCARE SYSTEM			208	100%	208
XPRESS URGENT CARE- PORT ST. LUCIE		76	131	63%	207
HIALEAH SHORES NURSING AND REHAB CENTER		199	8	4%	207
FLORIDA DEPARTMENT OF HEALTH IN TAYLOR COUNTY	1	163	43	21%	207
TARPON POINT NURSING AND REHABILITATION CENTER		203	3	1%	206
MIRACLE HILL NURSING & REHABILITATION CENTER INC		200	6	3%	206
HOSPITAL FOR SPECIAL SURGERY		203	3	1%	206
NEW YORK CITY DEPARTMENT OF HEALTH & MENTAL		171	35	17%	206
FLORIDA MEDICAL CLINIC LLC		132	74	36%	206
VILLAGE PEDIATRICS LLC		175	31	15%	206
ALL SEASONS NAPLES LLC		198	8	4%	206
HEALTHPOINT MED GRP OF THE EMERALD COAST LLC		168	37	18%	205
Cross Terrace REhabilitation		203	2	1%	205
PATHGROUP LABS LLC		97	107	52%	204
DISCOVERY VILLAGE AT NAPLES		187	17	8%	204
WORKPLACE SCREENING INTELLIGENCE			204	100%	204
PCB CLINIC		159	45	22%	204
REGENCY PARK		186	18	9%	204
PALM HARBOR FAMILY PRACTICE & WALK-IN		157	47	23%	204
DAVITA LABS	4	200			204
CLERMONT URGENT CARE			204	100%	204
SENIOR LIVING VII TAMPA LLC	1	193	9	4%	203
BROOKDALE OF SPRING HILL	9	192	2	1%	203
PATRIOT MEDICAL LABORATORIES		195	8	4%	203
ADVENT HEALTH CENTRA CARE - APOPKA NORTH		172	30	15%	202
POLK COUNTY HEALTH DEPARTMENT		178	24	12%	202
JACKSON COUNTY HEALTH DEPARTMENT		152	50	25%	202
EDWARD J HEALEY REHAB & NURSING CENTER		202			202
Governors Creek Health and Rehabilitation	1	198	2	1%	201
BARKLEY PLACE	1	195	5	2%	201
AMA MEDICAL GROUP LLC		169	32	16%	201
VAMC WEST PALM LAB		5	196	98%	201
FEDERATION CCRC OPERATIONS CORP		199	1	1%	200
HERITAGE HEALTHCARE AND REHABILITATION CENTER		195	5	3%	200
AVANTE OF BOCA RATON		198	1	1%	199
ADVENT HEALTH - CARROLLWOOD	4	169	26	13%	199
GRACE PEDIATRICS		168	31	16%	199
LAUREL POINT CARE ACQUISITION LLC DBA SANDGATE GARDENS REHAB AND NURSI		171	27	14%	198
NO FLORIDA PEDIATRICS, PA		171	27	14%	198
DEPARTMENT OF HEALTH & HUMAN SERVICES		198			198
DOLPHIN POINTE HEALTH CARE LLC		175	23	12%	198
PALM GARDEN OF PINELLAS		197			197
NADAL PEDIATRICS - VICTORIA STREET (3385)		167	30	15%	197
JACKSONVILLE NURSING AND REHAB CENTER		189	8	4%	197
RIVERWOOD CENTER,THE		186	10	5%	196
ABBIEJEAN RUSSELL CARE CENTER		195	1	1%	196
BRUCE S WEST MD	1	193	1	1%	195

# COVID-19: testing by laboratory

Data through Apr 27, 2021 verified as of Apr 28, 2021 at 09:25 AM

Data in this report are provisional and subject to change.

The numbers in the table below represent the number of Florida and non-Florida residents for whom test results were received by the Department of Health. A person can be tested by more than one laboratory and can have both positive and negative results. **Therefore, the sum of the numbers in each column will be larger than the total number of people tested.**

Reporting lab	Inconclusive	Negative	Positive	Percent positive	Total
Heritage Park Rehabilitation & Healthcare		177	18	9%	195
BEACON AT GULF BREEZE, THE	2	181	11	6%	194
FINLAY CLINICAL LABORATORY INC	1	39	153	79%	193
CARE CENTERS OF NASSAU		190	3	2%	193
HIGHLANDS LAKE CENTER		188	5	3%	193
SARNO EXTENDED HOURS		124	69	36%	193
JEFFERSON COUNTY HEALTH DEPARTMENT-MONTICELLO		151	41	21%	192
GEORGIA DEPARTMENT OF PUBLIC HEALTH	1	5	186	97%	192
CYPRESS POINT LIVING, LLC		177	15	8%	192
FIRST CHOICE PEDIATRICS SEMORAN		98	94	49%	192
SUMMERFIELD EMERGENCY ROOM		144	47	25%	191
HEALTH LINK DIAGNOSTIC LABORATORIES		182	9	5%	191
VIPEDIATRICS PLLC		176	15	8%	191
CHARTER SENIOR LIVING OF PANAMA CITY BEACH		170	21	11%	191
GLADES HEALTH CARE CENTER		187	3	2%	190
MAGNOLIA DIAGNOSTICS, LLC	4	158	28	15%	190
NEO GENOMICS - FORT MYERS	1	183	6	3%	190
TUSCAN GARDENS OF VENETIA MANAGEMENT COMPANY		175	14	7%	189
LAKE WALES OPERATING GROUP LLC		184	5	3%	189
PHYSICIANS REGIONAL MEDICAL CENTER - PINE RIDGE		20	169	89%	189
VIERA MANOR ASSISTED LIVING RESIDENCE		182	7	4%	189
FLORIDA HEALTH CARE PLANS INC		2	187	99%	189
KINDRED HOSPITAL MELBOURNE	1	182	6	3%	189
WALGREENS #06012		166	23	12%	189
BENTON HOUSE AT OAKLEAF		158	30	16%	188
WOMEN'S CARE FLORIDA LABORATORY		183	5	3%	188
OCEAN REEF MEDICAL CENTER		150	38	20%	188
NIGHT LITE PEDIATRICS WINTER GARDEN		144	44	23%	188
SUNY UPSTATE MEDICAL UNIVERSITY		173	15	8%	188
LIFE CARE CENTER OF ALTAMONTE SPRINGS		157	31	16%	188
ZON BEACHSIDE LLC□		151	37	20%	188
HAWKINS FAMILY MEDICINE LLC	1	136	51	27%	188
PLANTATION NURSING & REHAB CENTER		187			187
NORTH BEACH REHABILITATION CENTER		185	2	1%	187
US MEDICAL CARE, INC		164	23	12%	187
CVS		47	140	75%	187
ANTHEM LAKES LLC		151	35	19%	186
EMBRY RIDDLE AERONAUTICAL UNIVERSITY HEALTH SERVICES		1	185	99%	186
CSL PLASMA		31	155	83%	186
CANTERFIELD OF OCALA, LLC		175	11	6%	186
ADVENT		172	13	7%	185
CANTERFIELD OF CLAY COUNTY		147	38	21%	185
ROSECASTLE OF ZEPHRHILLS		182	3	2%	185
BAPTIST HEALTH PRIMARY CARE	1	134	50	27%	185
PPC-LAB EDI ORCHARD BI		176	9	5%	185
PEDIATRICS OF GREATER ORLANDO		157	28	15%	185
PRIMECARE OF DOTHAN		130	54	29%	184



# COVID-19: testing by laboratory

Data through Apr 27, 2021 verified as of Apr 28, 2021 at 09:25 AM

Data in this report are provisional and subject to change.

The numbers in the table below represent the number of Florida and non-Florida residents for whom test results were received by the Department of Health. A person can be tested by more than one laboratory and can have both positive and negative results. **Therefore, the sum of the numbers in each column will be larger than the total number of people tested.**

Reporting lab	Inconclusive	Negative	Positive	Percent positive	Total
BROOKDALE ORANGE PARK		182	2	1%	184
NSPIRE HEALTHCARE TAMARAC		144	40	22%	184
ARDEN COURTS OF LARGO FL, LLC		162	22	12%	184
Belleair Healthcare Center		178	6	3%	184
ST. JAMES BAY HEALTH AND REHABILITATION CENTER		183	1	1%	184
Lehigh Acres Health and Rehabilitation		171	12	7%	183
CENTRAL FLORIDA HEALTH SERVICES		147	36	20%	183
BAYA URGENT CARE LLC		154	29	16%	183
ADVENT HEALTH CENTRA CARE - WESLEY CHAPEL		13	170	93%	183
EXOSOME DIAGNOSTICS	1	163	19	10%	183
BAY EDUCATORS WELLNESS CENTER		126	57	31%	183
SEMINOLE TRIBE OF FLORIDA		152	31	17%	183
AMERICAN FAMILY MEDICAL LLC		139	43	24%	182
WEST COAST FAMILY MEDICAL CARE		147	35	19%	182
NO FLORIDA PEDIATRICS, PA - BRADFORD		151	30	17%	181
The Inn at Sarasota Bay Club		179	2	1%	181
Emory L Bennett State Veterans Nursing Home		178	3	2%	181
RDV SPORTSPLEX PEDIATRICS		153	28	15%	181
STERLING HOUSE OF PUNTA GORDA		179	1	1%	180
BRIGHTON EGGERT PHARMACY INC		173	7	4%	180
EAST NEW YORK DIAGNOSTIC AND TREATMENT		170	9	5%	179
MID FLORIDA PATHOLOGY LLC MOBILE UNIT #4		125	53	30%	178
NORTH FLORIDA INTERNAL MEDICINE PA		144	34	19%	178
CAYUGA MEDICAL CENTER AT ITHACA		173	5	3%	178
MOBILE INFIRMARY MED CENTER PATH LAB		163	15	8%	178
LAKEVIEW TERRACE RETIREMENT COMMUNITY		159	19	11%	178
ADVENT HEALTH CENTRA CARE - CARROLLWOOD		5	172	97%	177
GULFCOAST PEDIATRICS		166	11	6%	177
ROSECASTLE OF CITRUS		147	30	17%	177
QUEENS HOSPITAL CENTER	1	166	10	6%	177
FLORIDA DEPARTMENT OF HEALTH IN ALACHUA COUNTY -		162	14	8%	176
GENE BY GENE		61	115	65%	176
BRANDON COMMUNITY HEALTH CENTER		151	25	14%	176
FHMG-FLORIDA HOSPITAL MEDICAL GROUP		150	26	15%	176
ASTON GARDENS AT PELICAN MARSH		169	7	4%	176
ORLANDO HEALTH EMERGENCY DEPARTMENT		163	12	7%	175
KINDRED HOSPITAL - SOUTH FLORIDA		171	4	2%	175
TRADITION MEDICAL CENTER LABORATORY		55	120	69%	175
MINUTECLINIC DIAGNOSTIC OF TEXAS, LLC		158	17	10%	175
Madison Health and Rehabilitation Center		139	36	21%	175
COASTAL INTERNAL MEDICINE		134	40	23%	174
BAYCARE HEALTH SYSTEMS	1	6	167	96%	174
Signature Healthcare of Palm Beach		172	2	1%	174
WEST		154	20	11%	174
PEDIATRIC ASSOCIATES AT ARGYLE PA		167	7	4%	174
CENTRAL FLORIDA HEALTHCARE GROUP LLC		151	23	13%	174
ANCHOR CARE AND REHABILITATION CENTER		173	1	1%	174

# COVID-19: testing by laboratory

Data through Apr 27, 2021 verified as of Apr 28, 2021 at 09:25 AM

Data in this report are provisional and subject to change.

The numbers in the table below represent the number of Florida and non-Florida residents for whom test results were received by the Department of Health. A person can be tested by more than one laboratory and can have both positive and negative results. **Therefore, the sum of the numbers in each column will be larger than the total number of people tested.**

Reporting lab	Inconclusive	Negative	Positive	Percent positive	Total
QUALITY URGENT CARE AND WELLNESS PL	3	124	47	27%	174
FORT WALTON REHABILITATION CENTER		133	39	23%	172
SUWANNEE VALLEY NURSING CENTER		158	14	8%	172
URGENT CARE OF THE PALM BEACHES, NORTH PALM BEACH			172	100%	172
WOODBIDGE FACILITY INC		165	6	4%	171
BROOKDALE FORT MYERS THE COLONY		167	4	2%	171
TERRACE AT HOBE SOUND, THE	1	158	12	7%	171
HAZELDEN FLORIDA	1	162	7	4%	170
KINDRED HOSPITAL SOUTH FLORIDA		135	35	21%	170
MERCY MEDICAL URGENT CARE CENTER INC		114	55	33%	169
WILTON MANORS HEALTH & REHABILITATION CENTER		160	9	5%	169
HEARTLAND SOUTH JACKSONVILLE OF JACKSONVILLE FL ,		169			169
Life Care Center of Orlando		164	5	3%	169
SOMERBY LAKE NONA		162	7	4%	169
WALGREENS #04809	1	149	19	11%	169
PANAMA CITY DEVELOPMENTAL CENTER□		168			168
HEARTLAND HEALTHCARE AND REHAB CENTER		146	22	13%	168
MD NOW MEDICAL CENTERS INC		130	38	23%	168
WESLEY HAVEN VILLA	1	132	35	21%	168
ADVENT HEALTH CENTRA CARE - TEMPLE TERRACE	1	104	63	38%	168
FINNISH AMERICAN REST HOME-ALF		165	2	1%	167
OSPREY VILLAGE AT AMELIA ISLAND LTD		157	10	6%	167
MEADOWCREST FAMILY PHYSICIANS		98	69	41%	167
MINUTECLINIC DIAGNOSTIC		156	10	6%	166
ANYLABTEST NOW		158	8	5%	166
Peninsula Care and Rehab		154	12	7%	166
BROOKDALE BONITA SPRINGS		162	3	2%	165
CITRUS HEALTH AND REHAB		132	33	20%	165
THE ARLINGTON OF NAPLES INC.		162	3	2%	165
NORTH PORT REHABILITATION AND NURSING CENTER□		163	1	1%	164
KRYSTAL BAY NURSING AND REHABILITATION		158	6	4%	164
WRIGHTS HEALTH CARE AND REHABILITATION CENTER		134	30	18%	164
HARBOR BEACH NURSING AND REHABILITATION CENTER		137	26	16%	163
BRADENTON HEALTH CARE		163			163
ARDEN COURTS OF PALM HARBOR		143	20	12%	163
PROMPT CARE OF CENTRAL FLORIDA			163	100%	163
Nemours Children's Urgent Care		80	83	51%	163
ADVENTHEALTH MEDICAL GROUP FAMILY MEDICINE AT		123	40	25%	163
TRI COUNTY NURSING HOME		162	1	1%	163
PRECISION GENETICS, INC		157	6	4%	163
ISLAND HEALTH AND REHABILITATION CENTER		159	2	1%	161
DESOTO PALMS ALF		155	6	4%	161
SOUTH GEORGIA MEDICAL CENTER		109	52	32%	161
JPR URGENT MEDICAL CARE		157	4	2%	161
MAINSTREAM DIAGNOSTIC LABORATORY LLC		136	25	16%	161
F&T MEDICAL RESEARCH, INC		160			160
WALTON PLACE		160			160

# COVID-19: testing by laboratory

Data through Apr 27, 2021 verified as of Apr 28, 2021 at 09:25 AM

Data in this report are provisional and subject to change.

The numbers in the table below represent the number of Florida and non-Florida residents for whom test results were received by the Department of Health. A person can be tested by more than one laboratory and can have both positive and negative results. **Therefore, the sum of the numbers in each column will be larger than the total number of people tested.**

Reporting lab	Inconclusive	Negative	Positive	Percent positive	Total
KEYSTONE REHAB		160			160
ARCADIA HEALTH AND REHABILITATION CENTER		100	60	38%	160
TUSCAN ISLE CHAMPIONSGATE OP CO LLC		158	2	1%	160
ATMORE COMMUNITY HOSPITAL LABORATORY		131	29	18%	160
GREENBRIAR REHABILITATION AND NURSING CENTER	1	159			160
ALLCARE MEDICAL CENTERS PC		135	24	15%	159
POINTE, THE		131	28	18%	159
BROOKDALE PENSACOLA		158	1	1%	159
CITRUS MEMORIAL HOSPITAL			158	100%	158
HOSPICE OF THE TREASURE COAST		153	5	3%	158
WUESTHOFF REF LABORATORY			158	100%	158
DOCTORS MEMORIAL FAMILY PRACTICE	2	119	36	23%	157
BIGGERS FAMILY MEDICINE PA	1	142	14	9%	157
GRAND AVE PHARMACY		112	45	29%	157
TIMBERRIDGE NURSING HOME & REHAB		123	34	22%	157
ALL FLORIDA FAMILY AND SPORTS MEDICINE		134	23	15%	157
CHERRY OAK PALM BEACH COUNTY		149	8	5%	157
GARDENS HEALTH NH LLC		154	3	2%	157
WALGREENS 6221		138	18	12%	156
Englewood Healthcare and Rehab		141	15	10%	156
GRAVITY DIAGNOSTICS		56	100	64%	156
DIAMOND RIDGE		147	8	5%	155
PHYSICIAN PARTNERS PERRY		91	64	41%	155
AMERICAN HOUSE COCONUT POINT		134	21	14%	155
COCOA BEACH/ADVENT CENTRA		41	114	74%	155
PROVIDENCE HOSPITAL LABORATORY		147	8	5%	155
FAMILY EXTENDED CARE OF CENTRAL TAMPA		137	18	12%	155
CARE RESOURCE COMMUNITY HEALTH CENTERS INC		147	7	5%	154
PALMETTTO FACILITY INC	1	153			154
FAWCETT MEMORIAL HOSPITAL-LAB		39	115	75%	154
PRUITT HEALTH		152	2	1%	154
CORE BIO LABS		76	78	51%	154
SUNNY HILLS ALF OF SEBRING INC		140	13	8%	153
MINUTECLINIC DIAGNOSTIC OF SOUTH CARO		128	24	16%	152
CRANE CENTER		121	31	20%	152
NAPHCARE, INC.		142	10	7%	152
CLEARWATER STATMED QUICK QUALITY CLINICS		43	109	72%	152
FAWCETT MEMORIAL HOSPITAL LABORATORY			151	100%	151
TGH URGENT CARE – SEMINOLE			151	100%	151
NAVARRE GARDENS LLC		126	25	17%	151
REFUAH HEALTH CENTER LABORATORY		143	8	5%	151
ORANGE COUNTY CORRECTIONS HEALTH SERVICES		121	30	20%	151
ADVENTHEALTH HOSPICE CARE CENTRAL FLORIDA		147	4	3%	151
AEGIS MEDICAL GROUP		127	24	16%	151
GOLD CHOICE SENIOR COMMUNITIES		109	41	27%	150
FLORIDA DEPARTMENT OF HEALTH IN WALTON COUNTY		136	14	9%	150
MD NOW MEDICAL CENTERS, INC.		116	34	23%	150

# COVID-19: testing by laboratory

Data through Apr 27, 2021 verified as of Apr 28, 2021 at 09:25 AM

Data in this report are provisional and subject to change.

The numbers in the table below represent the number of Florida and non-Florida residents for whom test results were received by the Department of Health. A person can be tested by more than one laboratory and can have both positive and negative results. **Therefore, the sum of the numbers in each column will be larger than the total number of people tested.**

Reporting lab	Inconclusive	Negative	Positive	Percent positive	Total
CROSSWINDS HEALTH AND REHABILITATION CENTER	1	147	2	1%	150
LABORATORY OF FLORIDA		97	53	35%	150
PALM BEACH COUNTY HEALTH DEPT LAB	4	139	7	5%	150
SONATA COCONUT CREEK	2	125	23	15%	150
The Crossroads		149	1	1%	150
PRECISION HEALTH RESOURCES, LLC	1	133	15	10%	149
MACKOUL PEDIATRICS FORT MYERS		130	19	13%	149
LIFE CARE CENTER OF JACKSONVILLE□		127	21	14%	148
LEE MEMORIAL HEALTH SYSTEM HEALTH FAIR		142	6	4%	148
MILLENNIUM LAB SERVICES			148	100%	148
SEAGRASS VILLAGE FLEMING ISLAND		111	37	25%	148
ALLIANCE PEDIATRICS		116	31	21%	147
DAYSPRING VILLAGE		125	22	15%	147
SANIBEL INTERNAL MEDICINE, LLC		142	5	3%	147
MEMORY CARE OF NAPLES		146	1	1%	147
East Bay Rehabilitation Center		113	34	23%	147
PROVISTA DIAGNOSTICS, INC		144	3	2%	147
REGENCY OAKS HEALTH CENTER		145	2	1%	147
CLINICA HISPANA		1	146	99%	147
Quail Run Health Care Center		146			146
Gabisa Medical LLC		145	1	1%	146
OCALA CBOC		138	8	5%	146
BOSTON RED SOX CLUB LP		144	2	1%	146
OPPENHEIMER PLASTIC SURGERY LLC		141	5	3%	146
MED COMP SCIENCES		3	143	98%	146
WEDGEWOOD HEALTHCARE CENTER		94	52	36%	146
ADVENTHEALTH CENTRA CARE PONCIANA	1	81	63	43%	145
BROOKDALE CAPE CORAL		145			145
DAYSPRING SENIOR LIVING LLC		143	2	1%	145
REGENCY CARE OF BLOUNTSTOWN LLC		135	10	7%	145
MINUTECLINIC LLC #4987		128	17	12%	145
KINDRED HOSPITAL NORTH FLORIDA	3	133	8	6%	144
WINDSOR OF LAKEWOOD RANCH,THE		142	2	1%	144
MAGNOLIA MEDICAL CLINIC		34	110	76%	144
NCRNC INC		140	4	3%	144
WILLOWBROOKE COURT AT ST ANDREWS ESTATES		139	5	3%	144
OAKS OF KISSIMMEE HEALTH AND REHABILITATION CENTER		140	3	2%	143
CORNERSTONE MEDICAL CARE OF BRANDON PL		116	27	19%	143
JEFFERY WEINZWEIG		2	141	99%	143
MV MEDICAL PRACTICE DBA PRIMARY URGENT CARE		136	7	5%	143
SMILEY MEDICAL GROUP		108	35	24%	143
OAKHURST CENTER		135	7	5%	142
DB MD		126	16	11%	142
SUMMIT MEDICAL GROUP		130	12	8%	142
UNITED CLINICAL LABORATORIES		132	9	6%	141
LabCorp L#09258090 M#09258105		74	67	48%	141
GATEWAY CARE CENTER		139	2	1%	141

# COVID-19: testing by laboratory

Data through Apr 27, 2021 verified as of Apr 28, 2021 at 09:25 AM

Data in this report are provisional and subject to change.

The numbers in the table below represent the number of Florida and non-Florida residents for whom test results were received by the Department of Health. A person can be tested by more than one laboratory and can have both positive and negative results. **Therefore, the sum of the numbers in each column will be larger than the total number of people tested.**

Reporting lab	Inconclusive	Negative	Positive	Percent positive	Total
WILLOW BROOKE COURT AT AZALEA TRACE		138	3	2%	141
LONGWOOD CARDIOLOGY			141	100%	141
NOVARI CARE LLC		97	44	31%	141
RESEARCH CENTERS OF AMERICA, LLC		117	24	17%	141
PORT ST LUCIE REHABILITATION AND HEALTHCARE		98	43	30%	141
GRAND VILLA OF ORMOND BEACH		134	6	4%	140
CARENOW URGENT CARE - LAKE MARY			139	100%	139
ARDEN COURTS OF LELY PALMS		137	2	1%	139
JOHN KNOX VILLAGE OF CENTRAL FLORIDA		134	5	4%	139
GRAND OAKS HEALTH & REHABILITATION		138	1	1%	139
Gulf Coast Healthcare (Longwood Health and Rehab		118	21	15%	139
Centre Pointe Health and Rehabilitation Center		127	11	8%	138
ADVENT HEALTH CENTRA CARE - DELAND		28	110	80%	138
MANOR AT BLUEWATER BAY		131	7	5%	138
NORTHEAST FLORIDA STATE HOSP-NURSING		137	1	1%	138
Lakeside Nursing and Rehabilitation Center	1	112	25	18%	138
MANOR CARE OF PALM HARBOR		135	3	2%	138
ADVENT HEALTH CENTRA CARE - CITRUS PARK		9	129	93%	138
TURNING POINT OF TAMPA		131	7	5%	138
AMERICAN PATHOLOGY PARTNERS		136	2	1%	138
LANDMARK HOSPITAL SOUTHWEST FLORIDA LLC		133	5	4%	138
DIAGNOSTIC LABORATORY OF OKLAHOMA		112	26	19%	138
AHEC CLINIC		8	130	94%	138
HARBORCHASE OF VERO BEACH	1	117	19	14%	137
SPRING HAVEN RETIREMENT	1	133	3	2%	137
DOCTOR'S IN HOUSE LABORATORY		18	119	87%	137
HIGHLANDS MEDICAL CENTER		134	3	2%	137
A2Z DIAGNOSTICS		136	1	1%	137
WELLOW URGENT CARE PC		135	2	1%	137
SONATA DELRAY BEACH		125	11	8%	136
GRAND VILLA OF LAKE LAND		130	6	4%	136
LONGWOOD HEALTH AND REHABILITATION CENTER		124	12	9%	136
ARIZONA DEPARTMENT OF HEALTH SERVICES		5	131	96%	136
OHI WEST INC		123	13	10%	136
ADVENT HEALTH CENTRA CARE - ORANGE CITY	1	53	82	60%	136
CLARE BRIDGE OF CAPE CORAL	1	135			136
PEDIATRIC CARE CENTER		135			135
SONATA WEST		133	2	1%	135
OAKS OF CLEARWATER, THE		132	3	2%	135
IRL MARKET LAB ALACHUA		104	31	23%	135
ADVANCED MEDICAL CENTER		86	48	36%	134
SUNY UPSTATE OVERFLOW LABORATORY		134			134
BIODESIX, INC.		102	32	24%	134
SEVEN HILLS HEALTH AND REHABILITATION CENTER		118	16	12%	134
STEWART MEDICAL GROUP		34	100	75%	134
SOUTH CAMPUS FACILITY INC		122	12	9%	134
SANDALWOOD NURSING CENTER		127	7	5%	134



# COVID-19: testing by laboratory

Data through Apr 27, 2021 verified as of Apr 28, 2021 at 09:25 AM

Data in this report are provisional and subject to change.

The numbers in the table below represent the number of Florida and non-Florida residents for whom test results were received by the Department of Health. A person can be tested by more than one laboratory and can have both positive and negative results. **Therefore, the sum of the numbers in each column will be larger than the total number of people tested.**

Reporting lab	Inconclusive	Negative	Positive	Percent positive	Total
SONNIS PEDIATRICS PA		118	15	11%	133
The Crossings		131	2	2%	133
ST JOHNS COUNTY DETENTION CENTER		133			133
LABCORP RTP		54	79	59%	133
VITAS HEALTHCARE		122	11	8%	133
VITAS HEALTHCARE CORPORATION OF FLORIDA		128	4	3%	132
ST PETERSBURG PEDIATRICS-MLK JUNIOR BLVD		122	10	8%	132
ALTERNATIVE LIVING, INC DBA TWIN CITIES PAVILION		129	3	2%	132
LAKELAND REGIONAL HEALTH LAKE MIRIAM	3	87	42	32%	132
MINUTECLINIC DIAGNOSTIC OF NORTH CAROL		107	25	19%	132
CENTRACARE		18	114	86%	132
THE REHABILITATION CENTER OF LAKE CITY		127	5	4%	132
BAY REGIONAL URGENT CARE	1	88	43	33%	132
AMERICAN HOUSE-BONITA SPRINGS		131	1	1%	132
COASTAL DETOX		129	3	2%	132
THE WELLNESS CENTER AT LAKEWOOD RANCH		43	88	67%	131
INTEGRATED REGIONAL LABORATORIES		119	12	9%	131
FOUNTAINS OF HOPE LLC, THE		130	1	1%	131
MICRO PATH LABORATORIES INC		127	3	2%	130
MOOSEHAVEN LIFE CARE CENTER		130			130
CHARLES CROFT MD	1	127	2	2%	130
ROHR HOME		125	5	4%	130
COQUINA CENTER		125	5	4%	130
SUNRISE SENIOR LIVING OF JACKSONVILLE		120	9	7%	129
QUICK CARE MED PL CR		80	49	38%	129
TRI-COUNTY NURSING HOME		117	12	9%	129
ARBOR TERRACE SAN JOSE LLC	3	124	2	2%	129
BMHSI-AEL MICROBIOLOGY LABORATORY	2	102	25	19%	129
TGH URGENT CARE - TYRONE		3	125	98%	128
MORTON PLANT HOSPITAL NURSING		2	126	98%	128
SURFSIDE URGENT CARE		105	23	18%	128
SOLARIS SENIOR LIVING OF MERRITT ISLAND		123	5	4%	128
PANAMA PHARMACY	3	107	18	14%	128
MEYER PEDIATRICS		111	16	13%	127
SHOAL CREEK REHABILITATION CENTER		85	42	33%	127
KINDRED HOSPITAL-BAY AREA-ST PETERSBURG LAB	1	120	6	5%	127
GESSLER CLINIC PA		98	29	23%	127
HILLSBOROUGH COUNTY DEVELOPMENTAL CTR	1	117	9	7%	127
IQBAL A FARUQUI MD		93	34	27%	127
ORANGE PARK PEDIATRICS		116	11	9%	127
L&S SENIOR CARE DBA ARCADIA OAKS	4	122	1	1%	127
DIATHERIX LABORATORIES		73	54	43%	127
SACRED HEART MEDICAL GROUP URGENT CARE		104	23	18%	127
THE CLUB AND REHABILITATION CENTER		126	1	1%	127
MINUTECLINIC DIAGNOSTIC OF NORTH CARO		111	15	12%	126
SEMINOLE SPORTS AND FAMILY MEDICINE		110	16	13%	126
BROOKDALE PALM COAST		125			125

# COVID-19: testing by laboratory

Data through Apr 27, 2021 verified as of Apr 28, 2021 at 09:25 AM

Data in this report are provisional and subject to change.

The numbers in the table below represent the number of Florida and non-Florida residents for whom test results were received by the Department of Health. A person can be tested by more than one laboratory and can have both positive and negative results. **Therefore, the sum of the numbers in each column will be larger than the total number of people tested.**

Reporting lab	Inconclusive	Negative	Positive	Percent positive	Total
Fouraker Hills Rehab and Nursing		116	9	7%	125
FLORIDA DEPARTMENT OF HEALTH IN LAKE COUNTY	1	79	45	36%	125
HEARTLAND PHARMACY LAKE PLACID, INC		94	31	25%	125
PALMS EDGE	1	115	8	6%	124
BLOCK NATION CHASE		101	23	19%	124
ARBOR GLEN AT ARBOR TRACE	2	113	9	7%	124
PEDIATRIC SERVICES AND BREATHING CENTER PA		95	29	23%	124
KEYSTYLE LIVING LLC	1	122	1	1%	124
WINDERMERE MEDICAL CENTER		119	5	4%	124
TIFFANY HALL NURSING AND REHAB CENTER		115	9	7%	124
SUMMIT MEDICAL GROUP PA		113	11	9%	124
NORTH FL SOUTH GA HCS-MALCOM RANDALL VAMC			124	100%	124
ISLAND URGENT CARE PLLC DBA AFC URGENT CARE		123	1	1%	124
FLORIDA ATLANTIC UNIVERSITY		116	8	6%	124
ADVENT HEALTH CENTRA CARE - BRANDON		31	93	75%	124
LIFESTREAM BEHAVIORIAL CENTER		100	24	19%	124
VILLAGE ON THE ISLE☐		118	6	5%	124
LATE HOURS URGENT CARE		66	58	47%	124
Mt Sinai Aventura			124	100%	124
MONTEFIORE MEDICAL CENTER LABORATORIES - MOSES		113	10	8%	123
ARDEN COURTS OF WEST PALM BEACH		122	1	1%	123
KINGS BAY PEDIATRICS LLC		117	6	5%	123
PSL NAPLES BH OPERATIONS, LLC		123			123
GENEDX		48	75	61%	123
OMNI HEALTHCARE, INC		117	6	5%	123
AVOW HOSPICE INC		123			123
CITRUS MEMORIAL HEALTH SYSTEM LAB		2	121	98%	123
PANCARE HEALTH GULF COUNTY		95	28	23%	123
PICH KTM CORP DBA MEDITOWN PHARMACY		106	17	14%	123
WESTCHESTER MEDICAL CENTER	1	116	5	4%	122
FHMG LAKE MARY PEDS		106	16	13%	122
THREE OAKS PHARMACY INC		109	13	11%	122
MINUTECLINIC DIAGNOSTIC OF RHODE ISLAND, LLC #729		118	4	3%	122
PHYSICIANS REGIONAL CLINIC		92	30	25%	122
GRAND VILLA OF DELAND		114	8	7%	122
PRIME HEALTH OF NORTH PORT LLC		102	20	16%	122
PARKVIEW HEALTH		121	1	1%	122
SIGNATURE HEALTHCARE OF PORT CHARLOTTE		114	7	6%	121
Crystal Health & Rehab Center		115	6	5%	121
THE COURTYARD ASSISTED LIVING		117	4	3%	121
EC OPCO CARROLLWOOD LLC		114	7	6%	121
SANDY RIDGE CENTER FOR REHABILITATION AND HEALING		100	21	17%	121
HOSPICE OF MARTIN & ST LUCIE, INC		118	3	2%	121
ADVENTHEALTH MEDICAL GROUP PRIMARY CARE		112	9	7%	121
BROOKDALE JENSEN BEACH☐		118	3	2%	121
PINELLAS COUNTY JAIL			121	100%	121
URGENT CARE TCMA			121	100%	121

# COVID-19: testing by laboratory

Data through Apr 27, 2021 verified as of Apr 28, 2021 at 09:25 AM

Data in this report are provisional and subject to change.

The numbers in the table below represent the number of Florida and non-Florida residents for whom test results were received by the Department of Health. A person can be tested by more than one laboratory and can have both positive and negative results. **Therefore, the sum of the numbers in each column will be larger than the total number of people tested.**

Reporting lab	Inconclusive	Negative	Positive	Percent positive	Total
QUALITY URGENT CARE AND WELLNESS		77	43	36%	120
HOBDAIR FAMILY HEALTH LLC		83	37	31%	120
FHMG- FLORIDA HOSPITAL MEDICAL GROUP		106	14	12%	120
ARBOR TERRACE ORTEGA LLC	2	116	2	2%	120
FLAGLER COLLEGE HEALTH SERVICES		86	34	28%	120
J FRANK AVEY MD		93	27	23%	120
MATHISON RETIREMENT COMMUNITY		114	5	4%	119
MED ONE AT SAINT AUGUSTINE		87	32	27%	119
RDX BIOSCIENCE		60	59	50%	119
COASTAL HEALTH AND REHAB		110	9	8%	119
Hialeah Nursing And Rehabilitation Center		113	6	5%	119
MY CLINICAL LAB INC		17	102	86%	119
BROWARD HEALTH CORAL SPRINGS EPIDEMIOLOGY DEPT		1	117	99%	118
VILLAS OF HOLLY BROOK - BRADENTON 14TH		116	2	2%	118
ISLAND DOCTORS		23	95	81%	118
SH HERON EAST LLC		103	15	13%	118
VIERA VA OPC		112	5	4%	117
Golfview Healthcare Center		111	6	5%	117
HOSPICE OF THE EMERALD COAST INC - PANAMA CITY	2	108	7	6%	117
Alhambra Health and Rehabilitation		117			117
NEIGHBORHOOD MEDICAL CENTER		112	5	4%	117
UNIVERSITY HEALTH SYSTEM INC		106	11	9%	117
BROOKDALE COLONIAL PARK	2	114	1	1%	117
MD 365 MEDICAL CARE		115	1	1%	116
LEE COUNTY SCHOOL DISTRICT	1	108	7	6%	116
WESTWOOD NURSING & REHAB		82	34	29%	116
BELVEDERE COMMONS OF FORT WALTON BEACH		106	10	9%	116
DELAND WELLNESS CENTER			116	100%	116
ARDEN COURTS OF SARASOTA		99	17	15%	116
VITAS HEALTHCARE CORP OF FLORIDA		114	1	1%	115
ADVANCED EMURGENT CARE		28	87	76%	115
BAY PINES MEDICAL ASSOCIATES		1	114	99%	115
ADVENT HEALTH - FOUR CORNERS ER		80	35	30%	115
TROPICANA MANUFACTURING COMPANY INC		108	7	6%	115
SOUTH BALDWIN MEDICAL CENTER GULF SHORES		92	23	20%	115
TREASURE COAST FORENSIC TREATMENT CTR		94	21	18%	115
SUNFLOWER SPRINGS ASSISTED LIVING		105	10	9%	115
CABANA AT JENSEN DUNES, THE		111	4	3%	115
TREASURE COAST MEDICAL ASSOCIATES		4	111	97%	115
PUTNAM COUNTY SHERIFFS OFFICE		104	10	9%	114
TUSCAN ISLE OPERATING COMPANY LLC DBA		110	4	4%	114
PATRICK AIR FORCE BASE		7	107	94%	114
UNIVERSTIY CENTER MEDICAL LLC DBA	1	108	5	4%	114
GIBBENS FAMILY MEDICAL, LLC		95	19	17%	114
ELAN BUENA VISTA		97	17	15%	114
VIERA HOSPITAL			114	100%	114
Courtyards of Orlando Care Center		102	12	11%	114

# COVID-19: testing by laboratory

Data through Apr 27, 2021 verified as of Apr 28, 2021 at 09:25 AM

Data in this report are provisional and subject to change.

The numbers in the table below represent the number of Florida and non-Florida residents for whom test results were received by the Department of Health. A person can be tested by more than one laboratory and can have both positive and negative results. **Therefore, the sum of the numbers in each column will be larger than the total number of people tested.**

Reporting lab	Inconclusive	Negative	Positive	Percent positive	Total
UNIVERSITY MEDICAL CENTER SUITES		100	14	12%	114
CARE CENTERS OF NASSAU, LLC - HENDRICKS RD		112	1	1%	113
AESTHETIC SURGERY CENTER OF WINTER PARK, THE	3	105	5	4%	113
TREASURE COAST PRIMARY CARE		92	21	19%	113
VRL EUROFINs - HAWAII		112			112
TALLAHASSEE VA OPC		105	7	6%	112
G & R HEALTH MART PHARMACY		92	20	18%	112
ALLIED HEALTH FORT PIERCE		112			112
CLEVELAND CLINIC FOUNDATION		12	100	89%	112
CSL PLASMA INC		8	103	93%	111
MG PORT CHARLOTTE II SUBTENANT LLC		99	12	11%	111
LENOX HILL HOSPITAL		102	9	8%	111
ALL MY KIDS PEDIATRICS INC		78	33	30%	111
CAN COMMUNITY HEALTH		108	2	2%	110
MINUTECLINIC DIAGNOSTIC OF OHIO LLC		88	22	20%	110
LAKE HOUSE ASSISTED LIVING		93	17	15%	110
CAREMOUNT MEDICAL - PATHOLOGY		105	4	4%	109
EMERALD COAST BEHAVIORAL HOSPITAL		103	6	6%	109
NORTH SHORE MEDICAL LABS	1	101	7	6%	109
BLISS HEALTHCARE SERVICES	1	83	25	23%	109
Riviera Health Resort		108	1	1%	109
CONSULATE HEALTH CARE OF SARASOTA	1	108			109
AU HEALTH		93	16	15%	109
ASHRAF MEDICAL GROUP PLLC DBA PULSE MD		105	3	3%	108
North Lake Care Center		107	1	1%	108
PALM BAY HOSPITAL			108	100%	108
SOUTH LAKE PEDIATRICS		93	15	14%	108
EVANS HEALTH CARE		106	2	2%	108
MENORAH HOUSE		106	1	1%	107
HARBORCHASE OF NAPLES		93	14	13%	107
MINUTECLINIC DIAGNOSTIC OF SOUTH CAROLINA, LLC		87	20	19%	107
Ocala Oaks Rehabilitation Center		101	6	6%	107
BAY VIEW HEALTHCARE		85	22	21%	107
NAVY HOSPITAL			107	100%	107
BROOKDALE CANOPY OAKS		74	32	30%	106
WHITE PLAINS HOSPITAL CENTER LAB		102	4	4%	106
HEART OF FLORIDA REGIONAL MED CTR		35	71	67%	106
NORTH FLORIDA EVALUATION AND TREATMENT CENTER	2	99	5	5%	106
EXPRESS DOCS LLC		11	95	90%	106
325TH MEDICAL GROUP		87	19	18%	106
ELMCROFT OF BELLA VITA		98	8	8%	106
TOTAL CARE PLUS LLC			106	100%	106
MEDICAL CONSULTANTS OF FLORIDA DBA	1	90	14	13%	105
Cross Landings Health and Rehabilitation		101	4	4%	105
BAPTIST MEDICAL CENTER SOUTH		83	22	21%	105
MAJESTIC OAKS		102	3	3%	105
ST PETERSBURG PEDIATRICS-SEMINOLE		92	13	12%	105

# COVID-19: testing by laboratory

Data through Apr 27, 2021 verified as of Apr 28, 2021 at 09:25 AM

Data in this report are provisional and subject to change.

The numbers in the table below represent the number of Florida and non-Florida residents for whom test results were received by the Department of Health. A person can be tested by more than one laboratory and can have both positive and negative results. **Therefore, the sum of the numbers in each column will be larger than the total number of people tested.**

Reporting lab	Inconclusive	Negative	Positive	Percent positive	Total
LECONTE MEDICAL CENTER LAB		85	19	18%	104
EAST RIDGE RETIREMENT VILLAGE INC		104			104
VISTA MANOR		92	12	12%	104
PEDIATRIC CARE CENTER- JACKSONVILLE BEACH		75	29	28%	104
PREDICTIVE LABORATORIES, INC	1	90	13	13%	104
GRANDE, THE	2	98	4	4%	104
ORLANDO LUTHERAN TOWERS ASSISTED LIVING		103			103
AFTER HOURS PEDIATRICS			103	100%	103
COLONY CARE CENTER		87	16	16%	103
MIAMI BEACH COMMUNITY HEALTH CENTER		2	101	98%	103
ST MARK ASSISTED LIVING CENTER	1	90	12	12%	103
TREASURE COAST PEDIATRICS PA		97	6	6%	103
PORT CHARLOTTE REHABILITATION CENTER		89	14	14%	103
KALEIDA HEALTH CENTER FOR LABORATORY		96	6	6%	102
SUNSHINE GARDENS		101	1	1%	102
HENNEPIN HEALTHCARE LABORATORY		102			102
VILLAGES VA CBOC	2	94	6	6%	102
PruittHealth Fleming Island		87	15	15%	102
HAWTHORN HOUSE		87	14	14%	101
MACADAMS HOME HEALTH AGENCY		100	1	1%	101
CCS - BROWARD COUNTY JAIL		94	7	7%	101
BROOKDALE VERO BEACH SOUTH AL		101			101
NORTH CENTRAL BRONX HOSPITAL		96	5	5%	101
GLOBAL CENTRAL LABS AT PPD	2	88	10	10%	100
CENTRAL FLORIDA HEALTH CARE		47	53	53%	100
EMERALD COAST CENTER		96	4	4%	100
Consulate Health Care of Port Charlotte		98	2	2%	100
DOUGLAS T JACOBSON STATE VETERANS HOME		100			100
RARITAN BAY PERTH AMBOY		91	9	9%	100
PUBLIC SQUARE PHARMACY LLC		79	21	21%	100
Consulate Health Care of Jacksonville		85	14	14%	99
DEVANSH LAB WERKS INC		79	20	20%	99
KORGENE LAB	1	28	69	70%	98
PLAZA OF HALLANDALE BEACH		98			98
URINEGOODHANDS LLC		96	2	2%	98
SEMINOLE COUNTY HEALTH DEPARTMENT		79	19	19%	98
PENNSYLVANIA DEPT OF HEALTH		21	77	79%	98
PACIFICA SUNRISE		90	8	8%	98
LANDMARK, THE		48	50	51%	98
FLORIDA COMMUNITY HEALTH CENTERS INC			98	100%	98
VALLEY MEDICAL CENTER		91	7	7%	98
LAFAYETTE NURSING AND REHABILITATION CENTER		95	2	2%	97
PRIMECARE AT TWIN LAKES		2	95	98%	97
HUNTSVILLE HOSPITAL LABORATORY		71	26	27%	97
RIDGEWOOD DIAGNOSTIC LABORATORY		92	5	5%	97
HURLBURT FIELD CLINIC		39	58	60%	97
ARBOR TRAIL		77	20	21%	97



# COVID-19: testing by laboratory

Data through Apr 27, 2021 verified as of Apr 28, 2021 at 09:25 AM

Data in this report are provisional and subject to change.

The numbers in the table below represent the number of Florida and non-Florida residents for whom test results were received by the Department of Health. A person can be tested by more than one laboratory and can have both positive and negative results. **Therefore, the sum of the numbers in each column will be larger than the total number of people tested.**

Reporting lab	Inconclusive	Negative	Positive	Percent positive	Total
SUPERIOR RESIDENCES OF LECANTO		82	15	15%	97
WINDSOR OAKS		96	1	1%	97
HEALTH CENTERS AT BRENTWOOD		96	1	1%	97
MINNESOTA TWINS		92	5	5%	97
GRACE MEDICAL HOME		79	17	18%	96
BAYSHORE MEMORY CARE□		96			96
MARKET STREET VIERA		95	1	1%	96
DOCTORS CENTER PA,THE		81	15	16%	96
PEDIATRIC ASSOCIATES ORLANDO		82	14	15%	96
QPS, LLC		93	3	3%	96
LABFIRST - DEPARTMENT OF PATHOLOGY		92	4	4%	96
WE SCREEN LLC		92	4	4%	96
CROSS CITY REHABILITATION AND HEALTH CARE CENTER		72	23	24%	95
CHILDRENS CLINIC		44	51	54%	95
THE TERRACE OF KISSIMMEE		80	15	16%	95
JOHN KNOX VILLAGE OF FLORIDA ALF	1	90	4	4%	95
ADVENT HEALTH CENTRA CARE - EAST ORLANDO		65	30	32%	95
EAST ALABAMA MEDICAL CENTER LABORATORY		82	12	13%	94
DIAGNOSTIC SOLUTIONS		3	91	97%	94
SIGNATURE HEALTHCARE OF MIDDLEBURG		92	2	2%	94
ADVENT HEALTH CENTRA CARE - WATERMAN		79	15	16%	94
GOLFCREST HEALTHCARE CENTER		94			94
Conway Lakes Health and Rehabilitation Center		93	1	1%	94
A COUNTRY PLACE ASSISTED LIVING FACILITY		92	2	2%	94
BRIDGEVIEW CENTER LLC□		81	13	14%	94
ERIE COUNTY MEDICAL CTR CLINICAL LABS		90	4	4%	94
STONY BROOK UNIVERSITY MEDICAL CENTER		80	14	15%	94
ENCOMPASS HEALTH REHABILITATION HOSPITAL OF LARGO		90	3	3%	93
KINDRED AT HOME		84	9	10%	93
NEW SMYRNA BEACH URGENT CARE			93	100%	93
ROSECASTLE AT DELANEY CREEK		92	1	1%	93
CATHOLIC HEALTH SYSTEM DEPT LABORATORY		89	4	4%	93
PRESERVE AT PALM AIRE	3	90			93
BARRY UNIVERSITY STUDENT HEALTH SERVICES		52	40	43%	92
DAVITA LABORATORY		69	23	25%	92
GRAND OAKS OF JENSEN BEACH LLC□		90	2	2%	92
CALADIUM PEDIATRICS		79	13	14%	92
GUIDEWELL EMERGENCY MEDICINE DOCTORS LLC		57	35	38%	92
LPG PRIMARY CARE AT SURFSIDE		80	12	13%	92
Baldwin Pediatrix		81	11	12%	92
PM PEDIATRICS		79	13	14%	92
PANIRA HEALTHCARE CLINIC		2	90	98%	92
CATHOLIC HEALTH SERVICES REGIONAL LAB		84	8	9%	92
HERON CLUB AT PRESTANCIA		89	2	2%	91
WALGREENS CO		81	10	11%	91
COOPER FAMILY MEDICAL PLLC		71	20	22%	91
DEBARY HEALTH AND REHABILITATION CENTER		88	3	3%	91

# COVID-19: testing by laboratory

Data through Apr 27, 2021 verified as of Apr 28, 2021 at 09:25 AM

Data in this report are provisional and subject to change.

The numbers in the table below represent the number of Florida and non-Florida residents for whom test results were received by the Department of Health. A person can be tested by more than one laboratory and can have both positive and negative results. **Therefore, the sum of the numbers in each column will be larger than the total number of people tested.**

Reporting lab	Inconclusive	Negative	Positive	Percent positive	Total
CENTURY CENTER FOR REHABILITATION & HEALING		73	18	20%	91
PROMEDICA SENIOR LIVING		86	5	5%	91
LAKELAND REGIONAL HEALTH GATEWAY CENTER		65	26	29%	91
MAGNOLIA DIAGNOSTIC		2	89	98%	91
SUN CLINICAL LABORATORIES		90	1	1%	91
SONORAN DESERT PATHOLOGY ASSOCIATES		3	88	97%	91
AVERO DIAGNOSTICS		67	24	26%	91
BAHIA OAKS LODGE		85	6	7%	91
LAKE GIBSON VILLAGE, LLC		88	3	3%	91
Winter Garden Rehab and Nursing Facility		79	11	12%	90
MANATEE COUNTY JAIL		89	1	1%	90
MD 365 MEDICAL CARE PLLC		90			90
MEDRITE URGENT CARE		76	14	16%	90
KEYS MEDICAL GROUP			90	100%	90
ALTAMONTE PEDIATRIC ASSOCIATES		31	59	66%	90
CRESTVIEW URGENT CARE		16	74	82%	90
ENCOMPASS HEALTH REHABILITATION HOSPITAL		90			90
Lanier Rehab		64	26	29%	90
PARK OF THE PALMS INC		89	1	1%	90
STUART LODGE LIVING LLC		66	23	26%	89
ARLINGTON OF NAPLES INC, THE		89			89
NORTH FLORIDA SPINE AND WELLNESS		69	20	22%	89
ATRIUM AT LIBERTY PARK		85	4	4%	89
Winter Park Care and Rehab		88	1	1%	89
PERSONAL PEDIATRICS		78	11	12%	89
EVENTEST, LLC		87	2	2%	89
FREEDOM INN AT TARPON SPRINGS		82	7	8%	89
MIAMI SHORES NURSING & REHAB		89			89
FLORIDA PEDIATRIC GROUP		31	58	65%	89
JERICOHO URGENT CARE		84	4	5%	88
JENNIFER J CHIAVETTA-GRLSANTI DC		71	17	19%	88
BAYLOR GENETICS		75	13	15%	88
GOVERNOR'S CREEK HEALTH & REHABILITATION		87	1	1%	88
ACE BIOMEDICAL LABS LLC		74	14	16%	88
SHERMAN-ABRAMS LABORATORY INC		81	7	8%	88
ST VINCENT'S BIRMINGHAM		81	7	8%	88
SMS DO PA		74	14	16%	88
BISHOP GRADY VILLAS		86	2	2%	88
PACIFIC ANALYTICS			87	100%	87
VANDERBILT UNIVERSITY MEDICAL CENTER		78	9	10%	87
UNIVERSITY OF NEW MEXICO HOSPITAL		87			87
EISENHOWER ARMY MEDICAL CENTER		80	7	8%	87
BRANDON HEALTH AND REHABILITATION CENTER	1	85	1	1%	87
PLYMOUTH HOME FOR ADULTS, INC.	8	78	1	1%	87
FG RAPID		82	5	6%	87
CLYDE E LASSEN STATE VETERANS NURSING HOME		62	25	29%	87
NAPHCARE INC		81	6	7%	87

# COVID-19: testing by laboratory

Data through Apr 27, 2021 verified as of Apr 28, 2021 at 09:25 AM

Data in this report are provisional and subject to change.

The numbers in the table below represent the number of Florida and non-Florida residents for whom test results were received by the Department of Health. A person can be tested by more than one laboratory and can have both positive and negative results. **Therefore, the sum of the numbers in each column will be larger than the total number of people tested.**

Reporting lab	Inconclusive	Negative	Positive	Percent positive	Total
Summit Medical Group, Pa DbA Citymd		80	7	8%	87
SUWANNEE COUNTY SHERIFF OFFICE		84	3	3%	87
BRILLIANCE ASSISTED LIVING		69	17	20%	86
SUNCOAST TECHNICAL COLLEGE SCHOOL OF HEALTH		86			86
PENSACOLA DEVELOPMENTAL CENTER		67	19	22%	86
INFINITY BIOLOGIX LLC OAKDALE		81	5	6%	86
MISIR DRUGS LLC		70	16	19%	86
BEACHES PEDIATRICS PA		81	5	6%	86
INSTITUTE OF PATHOLOGY KINGS COUNTY		83	3	3%	86
CVS MINUTE CLINIC		3	83	97%	86
WALGREENS #12673		82	4	5%	86
DISCOVERY VILLAGE AT THE FORUM		86			86
CHAMBREL AT ISLAND LAKE		82	4	5%	86
CAREATC		3	83	97%	86
MEDEXPRESS - BLOOMIN BRANDS		65	20	24%	85
PRMG - EAST NAPLES	1	73	11	13%	85
W. FRANK WELLS NURSING HOME		84	1	1%	85
TREASURE COAST URGENT & FAMILY CARE		53	32	38%	85
MEADOWCREST FAMILY PHYSICIANS PA	1	60	24	28%	85
ARBOR OAKS AT TYRONE	9	74	2	2%	85
HUNTINGTON HOSPITAL LABORATORY		82	3	4%	85
MIRIMUS CLINICAL LABS	2	36	47	55%	85
LEVY COUNTY DEPARTMENT OF HEALTH		61	24	28%	85
PINES OF SARASOTA GARDEN		84			84
NITE LITE PEDIATRICS - JACKSONVILLE		76	8	10%	84
PEDIATRIC SERVICES OF AMERICA INC		79	5	6%	84
CONCENTRA - FT LAUDERDALE - COMMERCIAL BLVD		83	1	1%	84
LONG TERM CARE OF JAY, LLC		63	21	25%	84
JESSIE TRICE COMMUNITY HEALTH SYSTEM, INC		68	16	19%	84
ROYAL CARE OF AVON PARK		80	3	4%	83
DELCARE PA		66	17	20%	83
AR ANESTHESIA LLC		81	2	2%	83
WALGREENS 2941		79	4	5%	83
CVS NY409803OPOCT NEW YORK		82	1	1%	83
CANOPY ON BERRYHILL, THE		51	32	39%	83
LAKE HOWELL FAMILY MEDICINE ASSOCIATES		69	14	17%	83
MID FLORIDA PRIMARY CARE PA		69	14	17%	83
LABCORP EMPLOYER SERVICES		82	1	1%	83
Gulfport Rehabilitation Center		80	3	4%	83
LABCORP		20	62	76%	82
CAMPBELL URGENT CARE		15	67	82%	82
LAB		29	53	65%	82
COASTAL LABORATORIES OF FLORIDA		71	11	13%	82
Lexington Health and Rehabilitation Center		82			82
ENCOMPASS HEALTH REHABILITATION HOSPITAL OF SARASOTA		82			82
BROWARD HEALTH MEDICAL CENTER CLINICAL LAB			82	100%	82
THE PAVILION FOR HEALTH CARE		72	10	12%	82

# COVID-19: testing by laboratory

Data through Apr 27, 2021 verified as of Apr 28, 2021 at 09:25 AM

Data in this report are provisional and subject to change.

The numbers in the table below represent the number of Florida and non-Florida residents for whom test results were received by the Department of Health. A person can be tested by more than one laboratory and can have both positive and negative results. **Therefore, the sum of the numbers in each column will be larger than the total number of people tested.**

Reporting lab	Inconclusive	Negative	Positive	Percent positive	Total
AESTHETIC ENHANCEMENTS		81			81
HOLMES COUNTY HEALTH DEPARTMENT	1	67	13	16%	81
SANTA BARBARA CARE CENTER		59	22	27%	81
BIO-TECH CLINICAL LABORATORIES		41	40	49%	81
LAB PLUS, LLC AT SAINT THOMAS WEST HOSPITAL		67	14	17%	81
GOOD HEARTS COVID TESTING		38	43	53%	81
WEST VOLUSIA FAMILY AND SPORTS MEDICINE		75	6	7%	81
ECOLAB GROUP		45	36	44%	81
MEDICAL PAVILION CLINIC		63	18	22%	81
BALMORAL TENANT SERVICES INC	1	43	36	45%	80
1ST PRIORITY LAB SERVICES		66	14	18%	80
EMERGENCY PHYSICIANS MEDICAL CENTER LLC		57	23	29%	80
MAIN STREET MEDICAL CENTER OF CRESTVIEW PA		57	22	28%	79
MICHAEL AKPEKE MD		70	9	11%	79
ST VINCENTS PRIMARY CARE		71	8	10%	79
PANCARE HEALTH - FREEPORT CLINIC SUITE B		70	9	11%	79
NORTH SHORE UNIVERSITY HOSPITAL LABORATORY		72	7	9%	79
CENTRAL FLORIDA PEDIATRICS		38	41	52%	79
VETERANS AFFAIRS MEDICAL CENTER - PALO ALTO		28	51	65%	79
CBS LABS OF TAMPA LLC		3	76	96%	79
CENTRAL BALDWIN IMMEDIATE CARE & FAMILY PRACTICE		61	18	23%	79
TAMPA BAY CONCIERGE DOCTOR, LLC		76	3	4%	79
EDGEWATER AT WATERMAN VILLAGE		78	1	1%	79
SIMED LABORATORY		63	16	20%	79
NEW MEXICO STATE PUBLIC HEALTH DIVISION		78			78
BAYCARE MEDICAL GROUP		71	7	9%	78
LAKE MORTON PLAZA☐		75	3	4%	78
GRAND ST PAUL CVS		76	1	1%	77
BOND CLINIC PA		45	32	42%	77
HEALTH FIRST - PALM BAY HOSPITAL		2	75	97%	77
PALM RIVER COMMUNITY HEALTH CENTER		68	9	12%	77
WALGREENS 9627		71	6	8%	77
MULBERRY CARE CENTER		67	10	13%	77
THE GOOD SHEPARDS OF DELAND-WEST		76	1	1%	77
DOH-WEST PALM BEACH BRANCH LABORATORY		3	74	96%	77
DAVENPORT PEDIATARICS CLERMONT PA		69	8	10%	77
LAKE CITY VA MEDICAL CENTER			77	100%	77
ORANGE CITY NURSING AND REHAB		75	2	3%	77
STONY BROOK SOUTHAMPTON		74	2	3%	76
CLINICAL PATHOLOGY ASSOCIATES-SONIC REFERENCE LAB		76			76
THE TRADITION OF THE PALM BEACHES		74	2	3%	76
PROMEDICA LABORATORIES		21	55	72%	76
WINDSOR REFLECTIONS		75	1	1%	76
ASSOCIATED CLINICAL LABORATORIES		68	8	11%	76
DYNAMIC MEDICAL USA			76	100%	76
SUNCOAST OPTIMAL WELLNESS		23	53	70%	76
BENTLEY VILLAGE II		67	9	12%	76

# COVID-19: testing by laboratory

Data through Apr 27, 2021 verified as of Apr 28, 2021 at 09:25 AM

Data in this report are provisional and subject to change.

The numbers in the table below represent the number of Florida and non-Florida residents for whom test results were received by the Department of Health. A person can be tested by more than one laboratory and can have both positive and negative results. **Therefore, the sum of the numbers in each column will be larger than the total number of people tested.**

Reporting lab	Inconclusive	Negative	Positive	Percent positive	Total
JACOBI MEDICAL CENTER		71	5	7%	76
S-H THIRTY-FIVE OPCO- PORT ST LUCIE, LLC	1	75			76
ROCKLEDGE REGIONAL MEDICAL CENTER		36	40	53%	76
BREVARD HEALTH ALLIANCE INC		73	3	4%	76
MOBILE PHYSICIAN SERVICES INC		68	8	11%	76
NOMI HEALTH LAB SERVICES LLC		7	68	91%	75
PANCARE HEALTH - MALONE CLINIC		68	7	9%	75
BioReference Laboratories, Inc		9	66	88%	75
WATERCREST ST LUCIE WEST	1	69	5	7%	75
ST JOSEPHS HOSPITAL SOUTH HOSPITAL		1	74	99%	75
BROWARD HEALTH MEDICAL CENTER		3	72	96%	75
ELLKAY HEALTHCARE DATA PLUMBERS	52	19	4	5%	75
GEORGE E WEEMS MEMORIAL HOSPITAL LAB		62	13	17%	75
ADVENTHEALTH EXPRESSCARE		45	30	40%	75
FLORIDA MEDICAL CLINIC PA		51	24	32%	75
SOS MOBILE MEDICAL CARE LLC		62	12	16%	74
BARNETT PARK☐		2	72	97%	74
SCOTT LAKE HEALTH AND REHABILITATION CENTER		71	3	4%	74
BENTLEY CARE CENTER		74			74
OAK MANOR NURSING HOME		70	4	5%	74
ARTHREX MEDICAL CENTER		44	30	41%	74
NORTH FLORIDA PEDIATRICS		57	17	23%	74
LUTHERAN HAVEN ASSISTED LIVING		74			74
EC OPCO PENSACOLA, LLC		73	1	1%	74
BROOKDALE OVIEDO		72	2	3%	74
NOAH CLINICAL LABORATORY		63	11	15%	74
THOMAS INTERNAL MEDICINE		61	12	16%	73
GV NAPLES OPCO, LLC		72	1	1%	73
DISCOVERY VILLAGE AT PALM BEACH GARDENS		71	2	3%	73
CONSULATE HEALTH CARE – LAKE MARY		72	1	1%	73
BOND CLINIC DR ELDEEB		36	37	51%	73
MD LABS		46	27	37%	73
HARMONY CLINIC		1	72	99%	73
EVIVIA		70	3	4%	73
SIMEDHEALTH LLC		62	11	15%	73
TITUSVILLE FAMILY PRACTICE		17	56	77%	73
PRODUCTION HEALTH SAFETY MANAGEMENT		70	2	3%	72
LAKE SHERIFF		54	18	25%	72
MED EXPRESS		6	66	92%	72
TOWERS HOME CARE☐		68	4	6%	72
CRAIG BERGER MD PL D/B/A BAY AREA EYE INSTITUTE		72			72
OCOOE PEDIATRICS		64	8	11%	72
ORTHOPAEDIC SURGERY CENTER		72			72
REHAB AND HEALTHCARE CENTER OF CAPE CORAL		72			72
MICHAEL A VENAZIO MD		68	4	6%	72
HAVEN OF OUR LADY OF PEACE		72			72
ADVENT HEALTH - LAKE MARY		61	10	14%	71



# COVID-19: testing by laboratory

Data through Apr 27, 2021 verified as of Apr 28, 2021 at 09:25 AM

Data in this report are provisional and subject to change.

The numbers in the table below represent the number of Florida and non-Florida residents for whom test results were received by the Department of Health. A person can be tested by more than one laboratory and can have both positive and negative results. **Therefore, the sum of the numbers in each column will be larger than the total number of people tested.**

Reporting lab	Inconclusive	Negative	Positive	Percent positive	Total
AMMON LABS		61	10	14%	71
Lakeside Oaks Care Center		67	4	6%	71
ADVANCED LAB		67	4	6%	71
INN AT ASTON GARDENS AT PELICAN POINTE,THE		67	4	6%	71
Salerno Bay Health & Rehabilitation Center		61	10	14%	71
CL BRUMBACK PRIMARY CARE CLINICS		17	54	76%	71
INDIGO MANOR☐		22	49	69%	71
STERLING HOUSE OF TALLAHASSEE	3	62	6	8%	71
SUMMIT AT VENICE	2	63	5	7%	70
Highlands Regional Hospital		63	7	10%	70
FLORIDA MEDICAL CLINIC - MULTI SPECIALTY CAMPUS		33	37	53%	70
USF HEALTH MORSANI CENTER		5	65	93%	70
SUMTER PEDIATRICS		65	5	7%	70
SUNCOAST COMMUNITY HEALTH CENTERS PEDIATRICS		21	49	70%	70
WORLD OF PEDIATRICS LLC		62	8	11%	70
MINUTECLINIC DIAGNOSTIC OF NEW JERSEY		62	8	11%	70
CP/AIG PENSACOLA DEVELOPMENT LLC		67	3	4%	70
DEVELOPMENTAL DISABILITIES DEFENDANT PROGRAM		68	2	3%	70
ISLAND COAST PEDIATRICS		62	8	11%	70
SAN JOSE SENIOR CARE LLC	1	43	25	36%	69
MEMORIAL MANOR		69			69
FAST PACE MEDICAL CLINIC, PLLC		58	11	16%	69
PARKSIDE INN	3	64	2	3%	69
JOHN D ARCHBOLD MEMORIAL HOSPITAL		66	3	4%	69
PLANTATION GENERAL HOSPITAL CLINICAL LAB		26	43	62%	69
LINCOLN MEDICAL AND MENTAL HEALTH CENTER		66	3	4%	69
HERITAGE HEALTHCARE AND REHABILITATION CENTER		69			69
WILSON MEMORIAL REGIONAL MEDICAL CENTER		64	4	6%	68
NORTH FLORIDA PEDIATRICS - JACKSONVILLE		62	6	9%	68
ROSECASTLE OF JACKSONVILLE LLC		67	1	1%	68
CLEARWATER PAIN MANAGEMENT ASSOCIATES		66	2	3%	68
GENPATH			68	100%	68
Stratford Court of Palm Harbor		58	10	15%	68
BIG BOCA SMILES LLC☐		66	2	3%	68
AEL- MEMPHIS		17	51	75%	68
NORTHWESTERN UNIVERSITY CORP		67	1	1%	68
CAMP BOGGY CREEK		67	1	1%	68
MINUTECLINIC DIAGNOSTIC OF KANSAS, PA		59	9	13%	68
NORTH FLORIDA PHARMACY		61	7	10%	68
KESHAV RX LLC		55	13	19%	68
LEE MEMORIAL HEALTH SYSTEM D/B/A LEE COMMUNITY		61	6	9%	67
SOMERBY OF SANTA ROSA BEACH		58	9	13%	67
LPG PRIMARY CARE AT PINE ISLAND		54	13	19%	67
BOND AND STEELE CLINIC, PA		53	14	21%	67
MEASE MANOR INC		63	4	6%	67
PANCARE HEALTH - JACKSON COUNTY		56	11	16%	67
ATLAN		59	8	12%	67

# COVID-19: testing by laboratory

Data through Apr 27, 2021 verified as of Apr 28, 2021 at 09:25 AM

Data in this report are provisional and subject to change.

The numbers in the table below represent the number of Florida and non-Florida residents for whom test results were received by the Department of Health. A person can be tested by more than one laboratory and can have both positive and negative results. **Therefore, the sum of the numbers in each column will be larger than the total number of people tested.**

Reporting lab	Inconclusive	Negative	Positive	Percent positive	Total
SAFARI PEDIATRICS PA		65	2	3%	67
FLORIDA HEALTH CARE		8	59	88%	67
LEE COMMUNITY HEALTHCARE - LEHIGH		57	10	15%	67
SAMFORD UNIVERSITY HEALTH SERVICES		66	1	1%	67
INTERNAL MEDICINE ASSOCIATES PA		62	5	7%	67
OKEECHOBEE URGENT CARE		17	49	74%	66
MEDEX MEDICAL EXPRESS OF PALATKA			66	100%	66
NEMOURS CHILDRENS PRIMARY CARE OVIEDO		51	15	23%	66
ADVENT HEALTH CENTRA CARE - WINTER GARDEN		20	46	70%	66
AMERICAN FAMILY MEDICAL		53	13	20%	66
ADVENT HEALTH - PALM COAST		2	64	97%	66
VETERANS AFFAIRS MEDICAL CENTER - GULF COAST		27	39	59%	66
ST FRANCIS HOSPITAL		57	8	12%	65
HERNANDO COUNTY FIRE RESCUE DISTRICT		31	34	52%	65
BROOKDALE CENTRE POINTE	1	64			65
ADVENTHEALTH MEDICAL GROUP MULTISPECIALTY			65	100%	65
HORIZON ALF		64	1	2%	65
FAMILY HEALTH CENTER		45	20	31%	65
OUT OF STATE		40	25	38%	65
TROY REGIONAL MEDICAL CENTER		54	11	17%	65
EAST HILL PHARMACY		46	19	29%	65
NXGEN MDX		20	45	69%	65
CORAL GABLES HOSPITAL			65	100%	65
SUMMER VISTA ASSISTED LIVING		38	27	42%	65
WADSWORTH HEALTH CENTER		62	3	5%	65
NORTH FLORIDA MEDICAL CENTER		58	6	9%	64
VIERA HEALTH AND REHABILITATION CENTER		62	2	3%	64
PREMIUM HEALTH SERVICES OF TAMPA BAY LLC		40	24	38%	64
TRINITY AL SENIOR HOUSING LLC		45	19	30%	64
JOSEPH L MORSE GERIATRIC CENTER	2	59	3	5%	64
ORLANDO CLINICAL RESEARCH CENTER		61	3	5%	64
FLORIDA HEALTH CARE DELAND			64	100%	64
AHMG SURGICAL SPECIALIST		64			64
URGENT CARE USA LLC		2	62	97%	64
GOLDEN POND COMMUNITIES		64			64
MINUTECLINIC DIAGNOSTIC OF HAWAII LLC		57	7	11%	64
DOT DOC SARASOTA		58	6	9%	64
LPG CONVENIENT CARE AT PINE ISLAND ROAD		58	6	9%	64
SILVER LAKE PEDIATRICS PA		57	7	11%	64
BRADFORD COUNTY HEALTH DEPARTMENT		63	1	2%	64
APC PEDIATRICS AT RYE ROAD MEDICAL PARK		63	1	2%	64
ERDOX		59	5	8%	64
Grand Villa of Clearwater		58	6	9%	64
GREENLEAF ALF		63	1	2%	64
NICEVILLE URGENT CARE		17	46	73%	63
MINUTECLINIC DIAGNOSTIC OF SOUTH CAROL		58	5	8%	63
CINNAMON COVE ALF		62	1	2%	63

# COVID-19: testing by laboratory

Data through Apr 27, 2021 verified as of Apr 28, 2021 at 09:25 AM

Data in this report are provisional and subject to change.

The numbers in the table below represent the number of Florida and non-Florida residents for whom test results were received by the Department of Health. A person can be tested by more than one laboratory and can have both positive and negative results. **Therefore, the sum of the numbers in each column will be larger than the total number of people tested.**

Reporting lab	Inconclusive	Negative	Positive	Percent positive	Total
MEDI CLINIC SARASOTA INC		62	1	2%	63
BURRY'S PHARMACY INC		38	25	40%	63
DAVID POSNACK JEWISH DAY SCHOOL		63			63
PALM BAY URGENT CARE		28	35	56%	63
BIOREFERENCE LABORATORIES INC		11	52	83%	63
Palms at Ponte Vedra Assisted Living and Memory Care		60	3	5%	63
MEDLOGIC LABORATORIES		3	60	95%	63
BEEHIVE HOMES OF GULF BREEZE		47	16	25%	63
Bon Secours Maria Manor		56	6	10%	62
LAKELAND REGIONAL HEALTH		38	24	39%	62
MENTAL HEALTH CARE INC		53	9	15%	62
OVERLOOK HOSPITAL LABORATORY		57	5	8%	62
EVAN R SHAPIRO MD PA		62			62
EMERALD COAST HOSPICE		61	1	2%	62
DEPT OF VA MED CENTE-WEST PALM BEACH			62	100%	62
ST CLOUD PHYSICIAN MANAGEMENT LLC DBA ST CLOUD		28	34	55%	62
TBI RESIDENTIAL SERVICES, INC.		51	11	18%	62
RITECARE MED CTR H			61	100%	61
LAKE CO EMPLOYEE HEALTH AND WELLNESS CENTER		54	7	11%	61
ST JOSEPHS CHILDRENS OUTREACH			61	100%	61
INTERNAL MEDICINE SPECIALIST		55	6	10%	61
WASHINGTON REHABILITATION AND NURSING CENTER		51	10	16%	61
TRINITY URGENT CARE		47	14	23%	61
ERIC C MRSHAL, MD, PC #1842		58	3	5%	61
MICHIGAN DEPARTMENT OF HEALTH AND HUMAN SERVICES	1		60	98%	61
CDR MAGUIRE INC	1	7	53	87%	61
CARE CENTERS OF NASSAU LLC MINER ROAD SOUTH		61			61
MAUREEN OROURKE-FUTEY			60	100%	60
GRAND AVENUE RX			60	100%	60
THE PRESERVE AT CLEARWATER		58	2	3%	60
TWIN CREEKS ASSISTED LIVING & MEMORY CARE		57	3	5%	60
81ST MEDICAL GROUP		28	32	53%	60
CHILDREN'S HOSPITAL OF ALABAMA		59	1	2%	60
INTERNAL LAB		50	10	17%	60
CALHOUN COUNTY HEALTH DEPT		31	29	48%	60
PREMISE HEALTH MIA		22	38	63%	60
WAVE CREST HEALTH AND REHABILITATION CENTER		57	3	5%	60
STEINHATCHEE FAMILY MEDICAL CENTER	1	50	8	14%	59
FERN PARK DEVELOPMENTAL CENTER		5	54	92%	59
CORNERSTONE PEDIATRICS		47	12	20%	59
SOUTHSIDE HOSPITAL NORTHWELL HEALTH LABORATORY		50	9	15%	59
MILLENIUM PHYSICIANS GROUP		1	58	98%	59
BIOTECH		52	7	12%	59
BIG BEND CARES, INC		51	8	14%	59
UHEALTH AT FISHER ISLAND			59	100%	59
BOCA BIOLISTICS LLC		46	13	22%	59
ADVENT HEALTH - MOUNT DORA		10	49	83%	59

# COVID-19: testing by laboratory

Data through Apr 27, 2021 verified as of Apr 28, 2021 at 09:25 AM

Data in this report are provisional and subject to change.

The numbers in the table below represent the number of Florida and non-Florida residents for whom test results were received by the Department of Health. A person can be tested by more than one laboratory and can have both positive and negative results. **Therefore, the sum of the numbers in each column will be larger than the total number of people tested.**

Reporting lab	Inconclusive	Negative	Positive	Percent positive	Total
TUKA PEDIATRICS		7	52	88%	59
CITY OF OCALA EMPLOYEE HEALTH AND WELLNESS CENTER		52	7	12%	59
VALENCIA HOUSE ALF		57	2	3%	59
CARDIOLOGY AND MEDICINE ASSOCIATES		43	16	27%	59
MARQUIS LABS, LLC		57	2	3%	59
HEALTHPARK MEDICAL CTR NURSING SVC		58			58
KEY WEST MEDICAL CENTER	1	50	7	12%	58
ADVENTHEALTH MEDICAL GROUP FAMILY MEDICINE		53	5	9%	58
LINCOLN DIAGNOSTIC LAB		56	2	3%	58
BUECHELE DENTAL PA DBA CLERMONT FAMILY DENTISTRY		48	10	17%	58
LONG ISLAND JEWISH MED CTR		52	6	10%	58
KINDRED HOSPITAL CENTRAL TAMPA BLOOD GAS	1	52	5	9%	58
Margate Health and Rehabilitation Center		56	2	3%	58
S-H THIRTY FIVE OPCO - ORANGE CITY, LLC		48	10	17%	58
MINUTECLINIC, LLC		51	7	12%	58
TGH URGENT CARE POWERED BY FAST TRACK			58	100%	58
PALM BAY PEDIATRICS		38	20	34%	58
Rehabilitation Center of the Palm Beaches		58			58
COOPER FAMILY MEDICAL, PLLC		48	10	17%	58
ALEXANDER NININGER STATE VETERANS		58			58
SARATOGA HOSPITAL LABORATORY		52	6	10%	58
SONATA BOCA RATON		54	4	7%	58
Heritage Park Care and Rehabilitation		56	1	2%	57
VIP WALK IN CLINIC		34	23	40%	57
GENESIS DERMATOLOGY		53	4	7%	57
KAPG FLEMING ISLAND SENIOR HOUSING OPCO LLC	1	56			57
MALCOM RANDALL DEPT OF VAMC			57	100%	57
TRADITIONAL HOME HEALTH OF PALM BEACH INC		55	2	4%	57
BAYOU GARDENS DUNEDIN LLC		57			57
ASCENSION SACRED HEART BAY LABORATORY		54	3	5%	57
FINLAY CLINICAL LABORATORY		20	37	65%	57
THE CANOPY AT BERRYHILL		57			57
CITYMD OF MANAHAWKIN		55	2	4%	57
SUNSHINE PEDIATRICS		56	1	2%	57
ALL AMERICAN URGENT CARE			57	100%	57
TANVIR H SHAGAR NP		50	7	12%	57
PERSONAL PEDIATRICS PA		53	4	7%	57
ALZHEIMERS CARE CENTER OF VIERA LTD		37	20	35%	57
LPG PULMONOLOGY-COCONUT POINT		49	8	14%	57
VPA PC LAB		48	8	14%	56
EAST CENTRAL FLORIDA OUTPATIENT IMAGING		44	12	21%	56
SPRING MANOR ASSISTED LIVING		56			56
UNIVERSITY COMMUNITY HOSPITAL		48	8	14%	56
HIALEAH HOSPITAL RESPIRATORY DEPT			56	100%	56
TIFFANY HALL NURSING AND REHAB		44	12	21%	56
GRAND VILLA OF DEL RAY WEST		52	4	7%	56
ALL CARE URGENT CARE			56	100%	56

# COVID-19: testing by laboratory

Data through Apr 27, 2021 verified as of Apr 28, 2021 at 09:25 AM

Data in this report are provisional and subject to change.

The numbers in the table below represent the number of Florida and non-Florida residents for whom test results were received by the Department of Health. A person can be tested by more than one laboratory and can have both positive and negative results. **Therefore, the sum of the numbers in each column will be larger than the total number of people tested.**

Reporting lab	Inconclusive	Negative	Positive	Percent positive	Total
EAGLES WATCH CLUSTER		47	9	16%	56
ATRIA PARK OF LAKE FOREST (WG HERITAGE LF LLC)		54	2	4%	56
LAKE INTERNAL MEDICINE ASSOCIATES PA		49	7	13%	56
PIERCE INSTRUMENTS INC		54	2	4%	56
CENTRA CARE – LAKE NONA		6	50	89%	56
PATHOLOGY CONSULTANTS OF NEW MEXICO		56			56
CAREATC INC BRANDON	13	39	3	5%	55
NITE LITE PEDIATRICS - PORT ST. LUCIE		46	9	16%	55
Jupiter Medical Center Pavilion		54	1	2%	55
GENTIVA HEALTH SERVICES CERTIFIED INC		52	3	5%	55
PENNSYLVANIA DEPARTMENT OF HEALTH BUREAU OF LABORATORIES			55	100%	55
SONATA HUNTERS CREEK		47	8	15%	55
CAPE REGIONAL MEDICAL CENTER		52	3	5%	55
KENDALL REGIONAL MEDICAL CENTER LAB	3		52	95%	55
LONG ISLAND UNIVERSITY - POST CAMPUS		50	5	9%	55
WEST ISLIP URGENT CARE		50	5	9%	55
HOLY NAME HOSPITAL LABORATORY		53	2	4%	55
PREMIER MEDICAL ASSOCIATES ALL FLORIDA LLC		54	1	2%	55
SARASOTA CO. HEALTH DEPT # 58		40	14	26%	54
CLERMONT HEALTH AND REHAB		40	14	26%	54
APOLLOMDX LABS		32	22	41%	54
CAMBRIDGE SECURITY SERVICES		51	3	6%	54
HEARTLAND PEDIATRIC ASSOCIATES		44	10	19%	54
ADVENT HEALTH - CENTRAL PASCO ER		48	6	11%	54
FAMILY EXTENDED CARE OF PUNTA GORDA		54			54
ADVENT HEALTH EXPRESS CARE		6	48	89%	54
FUTURE PEDIATRICS		51	3	6%	54
JUNIPER VILLAGE AT NAPLES		53	1	2%	54
CERTUS MTD OPCP LLC		52	2	4%	54
GRAND VILLA OF ALTAMONTE SPRINGS		47	7	13%	54
MIAMI CLINICAL RESEARCH CORP		12	42	78%	54
UNITED LABORATORY SERVICES CORPORATION		38	16	30%	54
NEW YORK PRESBYTERIAN - QUEENS DIAGNOSTIC		50	4	7%	54
ST. CLOUD MEDICAL GROUP		54			54
HOME CARE PHARMACY		53			53
LITTLE NECK URGENT CARE		51	2	4%	53
ALLIANCE COMMUNITY FOR RETIREMENT LIVING		53			53
ORCHID COVE AT DAYTONA		45	8	15%	53
OPTUMCARE SOUTH FLORIDA, LLC		45	8	15%	53
QUOTIENT SCIENCES LABS LLC			53	100%	53
BARNES HEALTHCARE OF FLORIDA LLC		49	4	8%	53
ROCHESTER GENERAL HOSPITAL LABORATORY		49	4	8%	53
ADVANCE URGENT CARE CENTER, LLC		11	42	79%	53
UNIVERSITY OF WEST FLORIDA, THE		52	1	2%	53
TGH URGENT CARE - RIVERVIEW			53	100%	53
Osprey Point Nursing Center		51	2	4%	53
SOMERSET			53	100%	53



# COVID-19: testing by laboratory

Data through Apr 27, 2021 verified as of Apr 28, 2021 at 09:25 AM

Data in this report are provisional and subject to change.

The numbers in the table below represent the number of Florida and non-Florida residents for whom test results were received by the Department of Health. A person can be tested by more than one laboratory and can have both positive and negative results. **Therefore, the sum of the numbers in each column will be larger than the total number of people tested.**

Reporting lab	Inconclusive	Negative	Positive	Percent positive	Total
ST ANTHONYS PRIMARY CARE LLC/JACKSON STREET			53	100%	53
MISSION OAKS ASSISTED LIVING□		51	2	4%	53
THE MEDICAL GROUP OF SOUTH FLORIDA INC		46	6	12%	52
MINUTECLINIC DIAGNOSTIC OF NORTH CAROLINA		50	2	4%	52
SNH BRFL TENANT LLC	2	50			52
GROWING TOGETHER PEDIATRICS, LLC		46	6	12%	52
PHILLIPPE RIDGE		40	12	23%	52
SIDDH INC DBA SAN CARLOS PHARMACY		48	4	8%	52
CONCENTRA URGENT CARE		48	4	8%	52
ADVENT HEALTH		49	3	6%	52
WALGREENS #05625		47	5	10%	52
LIGHTHOUSE PEDIATRICS OF NAPLES		46	6	12%	52
AMELIA ASSISTED LIVING FACILITY		51			51
MARIANNA HEALTH AND REHABILITATION CENTER		50	1	2%	51
ADVENT HEALTH - LAKE WALES		39	12	24%	51
AVANTE ST CLOUD		48	3	6%	51
NORTH CAROLINA DEPARTMENT OF HEALTH & HUMAN SERVICES	1		50	98%	51
SOUTHEAST ALABAMA MEDICAL CENTER			51	100%	51
PROFESSIONAL PEDIATRICS		49	2	4%	51
SOUTH CAROLINA DEPT OF HEALTH AND ENVIRONMENT CONTROL		11	40	78%	51
INN AT THE FOUNTAINS, THE		34	17	33%	51
FELICIDAD MEDICAL CENTER		5	46	90%	51
IMA MEDICAL CENTER		34	17	33%	51
ORLANDO COVID TEST , LLC		44	7	14%	51
MINUTECLINIC DIAGNOSTIC MEDICAL GROUP		47	4	8%	51
WALGREENS #10373		49	2	4%	51
QHC UPSTATE MEDICAL PC		42	9	18%	51
GULFVIEW MEDICAL INSTITUTE		51			51
LPG PEDIATRICS AT PAGE FIELD		50	1	2%	51
NIGHT LITE PEDIATRICS CENTER LLC		10	40	80%	50
BASSETTI MEDICAL RESEARCH INC		35	15	30%	50
BLUE SPRINGS SURGERY CENTER		50			50
IMMEDIATE CARE PA		46	4	8%	50
PORT ST. LUCIE - ZAXBY'S		50			50
SUNSHINE ASSISTED LIVING		50			50
HIGHLANDS COUNTY FIRE RESCUE		50			50
RAINBOW PEDIATRICS PC LLC / BREAKFAST POINT		39	11	22%	50
CARE ATC - ANDES			50	100%	50
POPLAR HEALTHCARE PLLC	1	11	38	76%	50
BENTON HOUSE OF PORT ORANGE		44	6	12%	50
MILLENNIA ADVANCED SCIENTIFIC LLC			50	100%	50
REOPEN DIAGNOSTICS			50	100%	50
PRACTICE MANAGEMENT OF AMERICA, INC.		7	43	86%	50
SUNSHINE PEDIATRICS OF CENTRAL FLORIDA PL		47	3	6%	50
HILA BECKERMAN MD LLC	1	45	4	8%	50
COURTYARD GARDENS OF BOYNTON BEACH, LLC		47	3	6%	50
Citymd Of Toms River		43	7	14%	50

# COVID-19: testing by laboratory

Data through Apr 27, 2021 verified as of Apr 28, 2021 at 09:25 AM

Data in this report are provisional and subject to change.

The numbers in the table below represent the number of Florida and non-Florida residents for whom test results were received by the Department of Health. A person can be tested by more than one laboratory and can have both positive and negative results. **Therefore, the sum of the numbers in each column will be larger than the total number of people tested.**

Reporting lab	Inconclusive	Negative	Positive	Percent positive	Total
BETHUNE-COOKMAN UNIVERSITY		32	18	36%	50
SOLARIS SENIOR LIVING NORTH NAPLES		48	1	2%	49
JFK MEDICAL CENTER NORTH LAB		1	48	98%	49
NORTHBROOK CENTER FOR		47	2	4%	49
S-H THIRTY FIVE OPCO - LUTZ, LLC		48	1	2%	49
ADVENTIST HEALTH SYSTEM FLORIDA		34	15	31%	49
ARCPPOINT LABS OF WEST PALM BEACH		9	40	82%	49
WELLMED AT NEW TAMPA		37	12	24%	49
ALWAYS BEST CARE SENIOR SERVICES		44	5	10%	49
SOFT CELL LABORATORIES		45	4	8%	49
MADISON COUNTY MEMORIAL HOSPITAL LABORATORY		15	34	69%	49
FHMG_CTR FOR SENIOR HEALTH		44	5	10%	49
GRAMERCY PARK URGENT CARE		47	2	4%	49
CDR MAGUIRE - MIAMI BEACH CC MISSION 17388		2	47	96%	49
Guardian Care Nursing and Rehabilitation Center		49			49
CARE 4 U MANAGEMENT, INC			49	100%	49
USF		1	48	98%	49
DOH		23	26	53%	49
WALGREEN		37	12	24%	49
HEALTH FIRST - CAPE CANAVERAL HOSPITAL		1	48	98%	49
ALLEGRO		47	2	4%	49
THE TERRACE OF JACKSONVILLE		3	45	94%	48
NAPLES PEDIATRICS INC		43	5	10%	48
BAY CENTER HURRICANE SHELTER		48			48
LYSTER ACH FT RUCKER AL		45	3	6%	48
CAREMED INTERNAL MEDICINE		30	18	38%	48
CITY OF CAPE CORAL		37	11	23%	48
PREMIER MEDICAL ASSOCIATES		46	2	4%	48
COURTYARD GARDENS OF JUPITER		48			48
HERNANDO ENDOSCOPY AND SURGERY CENTER		37	11	23%	48
GRAND OAKS OF PALM CITY LLC	1	41	6	13%	48
ROADS PEDIATRICS,LLC		45	3	6%	48
PINES NURSING HOME		46	2	4%	48
INTERCOASTAL MEDICAL GROUP		2	46	96%	48
SOMA MEDICAL CENTER PA #3		10	38	79%	48
ISLAND URGENT CARE PLLC		44	4	8%	48
DHMD		48			48
PREMIER COMMUNITY HEALTHCARE GROUP INC		46	2	4%	48
SEWANEE MOLECULAR DIAGNOSTICS LABORATO		48			48
BAPTIST URGENT CARE		44	4	8%	48
MORTON PLANT			48	100%	48
EMPLOYEE WELLNESS PA		31	17	35%	48
BITTINGS APOTHECARY INC		42	6	13%	48
MOBILE DOC FL, LLC		29	18	38%	47
ROYAL PALM SENIOR RESIDENCE		47			47
NAVARRE GARDENS		41	6	13%	47
ALLIANCE OF PHYSICIANS AGAINST COVID-19		1	46	98%	47

# COVID-19: testing by laboratory

Data through Apr 27, 2021 verified as of Apr 28, 2021 at 09:25 AM

Data in this report are provisional and subject to change.

The numbers in the table below represent the number of Florida and non-Florida residents for whom test results were received by the Department of Health. A person can be tested by more than one laboratory and can have both positive and negative results. **Therefore, the sum of the numbers in each column will be larger than the total number of people tested.**

Reporting lab	Inconclusive	Negative	Positive	Percent positive	Total
URGENT CARE & WELLNESS CENTER		15	32	68%	47
PANCARE HEALTH - BAY COUNTY - YOUNGSTOWN		42	5	11%	47
FAMILY EXTENDED CARE OF WINTER HAVEN		45	2	4%	47
SOUTH FLORIDA BAPTIST HOSPITAL			47	100%	47
INTERLAB		1	46	98%	47
COMPLETE HOME CARE OF THE PALM BEACHES LLC		43	4	9%	47
WINTER GARDEN REHAB AND NURSING CENTER		43	4	9%	47
RESIDENTIAL PLAZA AT BLUE LAGOON INC		43	4	9%	47
LEE PHYSICIAN GROUP COLLEGE POINT		47			47
POINTE AT NEW PORT PLACE,THE		47			47
Casa Mora Rehabilitation & Extended Care		45	2	4%	47
MID-FLORIDA PATHOLOGY, LLC		35	11	24%	46
BAY STREET PHARMACY☐		41	5	11%	46
COLLIER BLVD HMA PHYSICIAN MANAGEMENT LLC		46			46
ENCOMPASS HEALTH REHABILITATION OF ALTAMONTE		41	5	11%	46
LUTHERAN HAVEN EXTENDED CONGREGATE CAR		46			46
TRICORE REF LABS - UNIV OF NM		46			46
LAKE BUTLER HOSPITAL		42	4	9%	46
HARTFORD HEALTH SERVICES LLC		46			46
H LEE MOFFITT CANCER CENTER MICRO		46			46
KAPG ST AUGUSTINE SENIOR HOUSING OPCO LLC		37	9	20%	46
MINUTECLINIC DIAGNOSTIC OF LOUISIANA		43	3	7%	46
PATRICK MANOR INCORPORATED		46			46
ADVENTHEALTH MEDICAL GROUP FAMILY & INTERNAL		20	26	57%	46
ADVENT HEALTH MEDICAL GROUP OB GYN AT		40	6	13%	46
WALGREENS 3145		43	3	7%	46
EAST MANATEE FAMILY	1	1	44	96%	46
SAN CARLOS PHARMACY		39	7	15%	46
THORNBURG PEDIATRICS		42	4	9%	46
LEE MEMORIAL HEALTH SYSTEM		41	5	11%	46
PREMIER PLACE HEALTHCARE AT THE GLENVIEW		46			46
MULBERRY'S MOBILE PROVIDER SERVICES LLC☐		29	17	37%	46
NORTH FLORIDA / SOUTH GEORGIA VETERANS HEALTH SYSTEM		1	45	98%	46
WG EVERGREEN WOODS SH LLC		46			46
LAKE COUNTY SCHOOLS EMPLOYEE HEALTH CENTER		32	13	29%	45
ST JUDE LABORATORIES		40	5	11%	45
IMA MEDICAL GROUP POINCIANA		18	27	60%	45
NEXT MOLECULAR ANALYTICS		14	31	69%	45
ADULT MEDICINE OF LAKE COUNTY INC			45	100%	45
GREENSBORO PATHOLOGY LLC		34	11	24%	45
STUART URGENT CARE			45	100%	45
BD MEDICAL SYSTEMS		43	2	4%	45
COLLIER URGENT CARE CENTERS		44	1	2%	45
SOUTHPORT SQUARE HARBOUR HEALTH		45			45
PLAINVIEW URGENT CARE		42	3	7%	45
LARA HEALTH AND WELLNESS CENTER LLC		45			45
BENTON HOUSE OF ST. JOHNS		43	2	4%	45

# COVID-19: testing by laboratory

Data through Apr 27, 2021 verified as of Apr 28, 2021 at 09:25 AM

Data in this report are provisional and subject to change.

The numbers in the table below represent the number of Florida and non-Florida residents for whom test results were received by the Department of Health. A person can be tested by more than one laboratory and can have both positive and negative results. **Therefore, the sum of the numbers in each column will be larger than the total number of people tested.**

Reporting lab	Inconclusive	Negative	Positive	Percent positive	Total
VOLUSIA COUNTY BRANCH JAIL		1	44	98%	45
CVS MINUTE CLINIC DIAGNOSTIC OF NORTH CAROL		39	6	13%	45
AVALON PARK RETIREMENT RESIDENCE		43	2	4%	45
NEOGENOMICS LABORATORIES INC		45			45
BRP SH OPCO LLC		45			45
REDI-MED WALK-IN FAMILY CARE			45	100%	45
PRINCETON VILLAGE☐		40	4	9%	44
Gulf Shore Care Center		39	5	11%	44
THE MERIDIAN AT BOCA RATON	1	43			44
TRIPLE O MEDICAL SERVCES INC		41	3	7%	44
ASHTON PLACE	3	37	4	9%	44
FLORIDA HOSPITAL		28	16	36%	44
PEDIATRICS OF CENTRAL FLORIDA – SAINT CLOUD	2	40	2	5%	44
INNOVATIVE GX LABORATORIES		37	7	16%	44
NEWPATH DIAGNOSTICS		36	8	18%	44
THE PALMS PHARMACY, INC		41	3	7%	44
RADIOLOGY ASSOCIATES OF VENICE AND ENGLEWOOD		42	2	5%	44
LOURDES HOSPITAL INC		42	2	5%	44
TGH URGENT CARE – WESLEY CHAPEL			44	100%	44
UNION MEDICAL CARE PLLC		43	1	2%	44
AU MEDICAL CENTER, INC	1	38	5	11%	44
BENTON HOUSE OF CLERMONT		44			44
UNIVERSITY BEHAVIORAL CENTER		44			44
LAKE MARY KIDS CENTRA CARE		33	10	23%	43
FIRST CHOICE URGENT CARE		12	31	72%	43
BRONX LEBANON HOSPITAL-MEDICAL CENTER		39	4	9%	43
WOLFF CTR FOR CHILD & ADOLESCENT HEALTH PLLC,THE		26	17	40%	43
NORTHSIDE HOSPITAL EMERGENCY DEPT		39	4	9%	43
BIOFIRE		11	32	74%	43
CAREHERE LAKE SCHOOLS EMPLOYEE HEALTH CENTER		29	14	33%	43
MAKO MEDICAL		21	22	51%	43
EMORY CLINIC, THE		41	2	5%	43
DUVAL PHARMACY		32	11	26%	43
GRAND VILLA OF NEW PORT RICHEY		36	7	16%	43
WELLSTAR KENNESTONE HOSPITAL		40	3	7%	43
BRANCH MEDICAL CLINIC			43	100%	43
ST LUCIE COUNTY JAIL		28	15	35%	43
FLAGLER HOSPITAL INC	2		41	95%	43
University Hills health and Rehabilitation		33	10	23%	43
WALK IN MEDICAL URGENT CARE		43			43
EC OPCO TIMBERLIN PARC LLC		43			43
PINELLAS INTERNAL MEDICINE ASSOCIATES	1	39	3	7%	43
BAYCARE MEDICAL GROUP INC		3	39	93%	42
WHITE-WILSON MEDICAL CENTER		31	11	26%	42
PACIFICA SENIOR LIVING OCALA		37	5	12%	42
STAT ONE URGENT CARE CENTER		2	40	95%	42
ORLANDO HEALTH PRIMARY CARE PEDIATRICS		39	3	7%	42

# COVID-19: testing by laboratory

Data through Apr 27, 2021 verified as of Apr 28, 2021 at 09:25 AM

Data in this report are provisional and subject to change.

The numbers in the table below represent the number of Florida and non-Florida residents for whom test results were received by the Department of Health. A person can be tested by more than one laboratory and can have both positive and negative results. **Therefore, the sum of the numbers in each column will be larger than the total number of people tested.**

Reporting lab	Inconclusive	Negative	Positive	Percent positive	Total
KIVA AT CANTERBURY		25	17	40%	42
Atlantic Shore Nursing and Rehab		42			42
ATRIA WILLOW WOOD		40	2	5%	42
SMH PHYSICIAN SERVICES INC		41	1	2%	42
EXPRESS CARE OF TAMPA BAY LLC		9	33	79%	42
STETSON UNIVERSITY STUDENT HEALTH CENTER		3	39	93%	42
University Hospital		35	7	17%	42
NORTHWELL HEALTH PLAINVIEW HOSPITAL LABORATORY		33	9	21%	42
ENCOMPASS HEALTH REHABILITATION HOSPITAL OF PANAMA CITY		37	5	12%	42
WINDSOR WOODS REHAB & HEALTHCARE CTR		40	2	5%	42
MAIMONIDES-SHALOM ACADEMY, INC		41	1	2%	42
EASTERN SHORE URGENT CARE		31	11	26%	42
CLINICAL LABORATORY		42			42
D W MCMILLAN MEMORIAL HOSPITAL		31	11	26%	42
LONGLEAF DIAGNOSTIC LABORATORIES		13	29	69%	42
SEWALLS POINT PHARMACY INC		34	8	19%	42
WEISS PEDIATRIC CARE LLC		28	14	33%	42
A & R RESEARCH GROUP		35	6	15%	41
CITRUS COUNTY HEALTH DEPARTMENT		35	6	15%	41
UNION MEDICAL CARE		41			41
CITRUS CARE CLINIC			41	100%	41
FLORIDA HOSPITAL NEW SMYRNA		4	37	90%	41
NIGHT LITE PEDIATRIC CENTER		10	31	76%	41
MINUTE CLINIC DIAGNOSTIC OF VIRGINIA, LLC		39	2	5%	41
CROSSROADS URGENT CARE		26	15	37%	41
TNC WALK IN CLINIC		29	12	29%	41
BULLS HEAD URGENT CARE		39	2	5%	41
PEDIATRICS OF CENTRAL FLORIDA KISSI		33	8	20%	41
RIVERHEAD URGENT CARE		40	1	2%	41
BOND CLINIC, PA		11	30	73%	41
SOUTHCOR LABORATORY		7	34	83%	41
GRAND VILLA OF ENGLEWOOD		36	5	12%	41
PINELLAS PARK FIRE DEPARTMENT		41			41
CAPITAL REGIONAL MEDICAL CENTER		2	39	95%	41
UNIVERSITY OF ALABAMA		38	3	7%	41
CRESTVIEW IMMEDIATE CARE LL		17	24	59%	41
UNIVERSITY MEDICAL CTR OF PRINCETON AT		38	2	5%	40
M&V SAN JOSE MEDICAL CENTER			40	100%	40
BELVEDERE COMMONS OF SUN CITY CENTER		40			40
PRIDE DIAGNOSTICS		24	16	40%	40
VETERANS AFFAIRS MEDICAL CENTER - NEW YORK HARBOR		38	2	5%	40
ORLANDO ORTHOPAEDIC OUTPATIENT SURGERY CENTER		34	6	15%	40
FAMILY AND INTERNAL MEDICINE AT AVALON PARK		36	4	10%	40
GRAND VILLA OF LARGO		35	5	13%	40
ADVENT HEALTH CENTRA CARE - LAKE LAND		30	10	25%	40
EP MEDICAL EQUIPMENT PHARMACY		34	6	15%	40
DOCTOR TODAY TLC LLC			40	100%	40



# COVID-19: testing by laboratory

Data through Apr 27, 2021 verified as of Apr 28, 2021 at 09:25 AM

Data in this report are provisional and subject to change.

The numbers in the table below represent the number of Florida and non-Florida residents for whom test results were received by the Department of Health. A person can be tested by more than one laboratory and can have both positive and negative results. **Therefore, the sum of the numbers in each column will be larger than the total number of people tested.**

Reporting lab	Inconclusive	Negative	Positive	Percent positive	Total
CLINICAL PATHOLOGY LABORATORIES, INC		40			40
LMH SKILLED NURSING UNIT		40			40
LPG CONVENIENT CARE AT METRO		36	4	10%	40
THE LODGE AND REHABILITATION CENTER		24	16	40%	40
GENEXPERT			40	100%	40
CARILLON SPORTS AND FAMILY MEDICINE		30	10	25%	40
BROOKDALE BRANDON	1	38			39
LABORATORY MEDICINE CONSULTANTS-LMC PA		36	3	8%	39
ANDALUSIA HEALTH		22	17	44%	39
FLORIDA HOSPITAL PHYSICIAN GROUP		26	13	33%	39
CORRECTIONAL MEDICAL GROUP		27	12	31%	39
ISLAMORADA VILLAGE OF ISLANDS FIRE RESCUE		36	3	8%	39
HOUSE CALLS PROFESSIONAL LLC		35	4	10%	39
PORT SAINT JOHN FAMILY PRACTICE		23	16	41%	39
BAY COUNTY JAIL ANNEX		34	5	13%	39
MEDEX MEDICAL EXPRESS OF PALATKA LLC			39	100%	39
JUNIPER VILLAGE AT CAPE CORAL		34	5	13%	39
WG BAYPOINT VILLAGE SH LLC		38	1	3%	39
CLINICAL RESEARCH SEQUENCING PLATFORM		8	31	79%	39
BAYSHORE PATHOLOGY CONSULTANTS PA		37	2	5%	39
PALM POINT BEHAVIORAL HEALTH		39			39
ADVENTHEALTH MEDICAL GROUP PULMONOLOGY		34	5	13%	39
GUYAN VALLEY WELLNESS CENTER		32	7	18%	39
FLORIDA MEDICAL CLINIC IM MLK		26	13	33%	39
DCH REGIONAL MEDICAL CENTER LABORATORY		38	1	3%	39
CEDAR CREEK AT KINGS BAY INC		39			39
VENICE URGENT CARE – GULF COAST		1	38	97%	39
FLORIDA DEPARMENT OF HEALTH CLAY COUNTY		26	13	33%	39
CHIPOLA QUICK CARE		33	6	15%	39
Life Care Center of Citrus County		37	1	3%	38
WASHINGTON COUNTY HEALTH DEPARTMENT		25	13	34%	38
AUTUMN OF SARASOTA		12	26	68%	38
STATCARE URGENT AND WALK-IN MEDICAL CA		35	3	8%	38
HARMONY HEALTH OPCO, LLC		17	21	55%	38
ARTHREX MEDICAL CENTER EAST		25	13	34%	38
A AND R RESEARCH GROUP LLC		34	4	11%	38
CLEARWATER EMPLOYEE HEALTH CLINIC		19	19	50%	38
ROCKLAND URGENT CARE FAMILY HEALTH NP		36	2	5%	38
INNOVATION CLINICAL TRIALS, INC			38	100%	38
GRAND VILLA OF PINELLAS PARK		36	2	5%	38
MOLECULAR DIAGNOSTICS		5	33	87%	38
MINUTE CLINIC LLC #2216		35	3	8%	38
CCRC @ SUNFLOWER LLC		35	3	8%	38
GRAND VILLA OF ST. PETERSBURG		36	2	5%	38
TAYLORVILLE FAMILY MEDICINE		31	7	18%	38
ATRIA SAN PABLO		36	2	5%	38
HOMEWOOD RESIDENCE AT FREEDOM PLAZA		37	1	3%	38

# COVID-19: testing by laboratory

Data through Apr 27, 2021 verified as of Apr 28, 2021 at 09:25 AM

Data in this report are provisional and subject to change.

The numbers in the table below represent the number of Florida and non-Florida residents for whom test results were received by the Department of Health. A person can be tested by more than one laboratory and can have both positive and negative results. **Therefore, the sum of the numbers in each column will be larger than the total number of people tested.**

Reporting lab	Inconclusive	Negative	Positive	Percent positive	Total
MINUTECLINIC, LLC, DBA MINUTECLINIC #5		34	4	11%	38
STEWART MEDICAL GROUP, INC		21	17	45%	38
ST AUGUSTINE PEDIATRIC ASSOC		33	5	13%	38
CONNECTICUT DEPARTMENT OF HEALTH		22	16	42%	38
EMORY UNIVERSITY HOSPITAL		30	8	21%	38
HUNT CLUB MEDICAL		15	22	59%	37
COLLIER HMA PHYSICIAN MANAGEMENT LLC		27	10	27%	37
FAMILY EXTENDED CARE OF SEBRING INC		35	2	5%	37
PONCE THERAPY CARE CENTER		34	3	8%	37
MINUTECLINIC DIAGNOSTIC OF MICHIGAN		34	3	8%	37
MINUTECLINIC DIAGNOSTIC OF LOUISIANA,		34	3	8%	37
MINUTECLINIC DIAGNOSTIC OF RHODE ISLAND, LLC #1544		36	1	3%	37
CENTRAL FLORIDA HEALTH CARE INC WAUCHULA SITE 2		29	8	22%	37
KISSIMMEE VA OUTPATIENT CLINIC		34	3	8%	37
CARE HERE		12	25	68%	37
ONE MILO		37			37
ACCURATE DIAGNOSTIC LAB		35	2	5%	37
ALAN A SMITH MD LLC		34	3	8%	37
METROPOLITAN CHARITIES INC		34	3	8%	37
WEINBERG VILLAGE		36	1	3%	37
GULFSIDE HOSPICE INC		34	3	8%	37
PECONIC BAY MEDICAL CENTER LABORATORY		28	9	24%	37
THE COLLIER AT NAPLES		36	1	3%	37
HOLZER HEALTH CENTER		5	32	86%	37
ASSISTED LIVING OF BROWARD		37			37
Grand Villa of Deerfield Beach		33	4	11%	37
PATHOGENIUS LABORATORIES		30	7	19%	37
HOLLISMED LLC		35	2	5%	37
HR SARASOTA OPERATOR LLC		25	12	32%	37
WALGREENS COVID-19		27	9	25%	36
WARDE MEDICAL LABORATORY		28	8	22%	36
ENCOMPASS HEALTH REHABILITATION HOSPITAL OF OCALA		35	1	3%	36
JUPITER MEDICAL CENTER PHYSICIANS GROUP, INC		32	4	11%	36
MEDCOMP SCIENCES			36	100%	36
AIR, LAND & SEA PHYSICALS & CONSULTATIONS, LLC		35	1	3%	36
JACK BANDEL MD PA		35	1	3%	36
ST. MARYS MEDICAL CENTER		1	35	97%	36
ACTIVE SENIOR LIVING		34	2	6%	36
PULSE & REMEDY LLC		21	15	42%	36
EASYCARE WALK-IN CLINIC	1	14	21	58%	36
Kensington Gardens		36			36
CENTERPLACE HEALTH		15	21	58%	36
FLORIDA PEDIATRIC GROUP PA		28	8	22%	36
BVL/LITTLE ANGEL PEDIATRICS		36			36
FORT CAROLINE GARDENS, INC		33	3	8%	36
PHYSICIAN ASSOCIATES LLC		26	10	28%	36
VILLA COURT LLC		36			36

# COVID-19: testing by laboratory

Data through Apr 27, 2021 verified as of Apr 28, 2021 at 09:25 AM

Data in this report are provisional and subject to change.

The numbers in the table below represent the number of Florida and non-Florida residents for whom test results were received by the Department of Health. A person can be tested by more than one laboratory and can have both positive and negative results. **Therefore, the sum of the numbers in each column will be larger than the total number of people tested.**

Reporting lab	Inconclusive	Negative	Positive	Percent positive	Total
MAINSTREET FAMILY URGENT CARE		1	35	97%	36
OCCUPATIONAL HEALTH CENTERS OF THE SOUTHWEST PA		31	5	14%	36
PATHGROUP		9	27	75%	36
HARBORCHASE OF WELLINGTON CROSSING		34	2	6%	36
COMMUNITY MEDICAL CARE CENTER INC			36	100%	36
FLORIDA PRESBYTERIAN HOMES INC		33	2	6%	35
METRO KNOXVILLE HMA		25	10	29%	35
LEE PHYSICIAN GROUP		31	4	11%	35
REDI-MED WALK IN FAMILY CLINIC			35	100%	35
VIKOR SCIENTITIC		5	30	86%	35
FAST PACE MEDICAL CLINIC		30	5	14%	35
MINUTE CLINIC DIAGNOSTIC OF NEW JERSEY		34	1	3%	35
POARCH BANC CREEK INDIANS TRIBAL HEALTH DEPARTMENT			35	100%	35
P23 LABS		35			35
MEDEMERGE		33	2	6%	35
KINDRED HOSPITAL OCALA		32	3	9%	35
MEDEXPRESS URGENT CARE WEST TAMPA			35	100%	35
ALABAMA CLINICS		19	16	46%	35
MARYLAND DEPARTMENT OF HEALTH			35	100%	35
LABORATORY ALLIANCE OF CENTRAL NEW YORK		33	2	6%	35
SOUTHEASTERN OUTPATIENT SURGERY CENTER		32	3	9%	35
MINUTE CLINIC, LLC DBA MINUTECLINIC #4505		32	3	9%	35
MINUTE CLINIC DIAGNOSTIC OF VIRGINIA		28	7	20%	35
NCHD		21	14	40%	35
BUREAU OF PUBLIC HEALTH	1	14	20	57%	35
JAMAICA HOSPITAL MEDICAL CENTER		31	4	11%	35
ADVENT HEALTH - FISH MEMORIAL		2	33	94%	35
BAYCARE HEALTH SYSTEMS, LLC			35	100%	35
MIDDLETOWN MEDICAL P C		25	10	29%	35
BOCA TOXICOLOGY LLC		33	2	6%	35
IRL		4	31	89%	35
WUESTHOFF MEMORIAL HOSPITAL			35	100%	35
ISLAND LAKE CENTER		14	21	60%	35
LPG PRIMARY CARE AT CAPE CORAL PARKWAY		29	6	17%	35
FHMG-FLORIDA HOSPITAL MEDICAL GROUP		25	10	29%	35
PARKSIDE HEALTH AND REHABILITATION CENTER			35	100%	35
NEUROINTERNATIONAL SARASOTA		32	3	9%	35
TRADITIONAL HOME CARE INC		33	1	3%	34
ACCESS 365 URGENT CARE		12	22	65%	34
RASHDA ALBIBI M.D. P.A.		31	3	9%	34
HARBOUR ISLAND PEDIATRICS		24	10	29%	34
JACKSON HEALTH SYSTEM		2	32	94%	34
MEDPEDS ASSOCIATES OF SARASOTA PA		31	3	9%	34
MINUTE CLINIC DIAGNOSTIC OF SC, LLC #75		32	2	6%	34
SOUTHEAST GEORGIA HEALTH SYSTEM, INC		29	5	15%	34
SOUTHWEST LABS		34			34
PHOSPHORUS DIAGNOSTICS		27	7	21%	34

# COVID-19: testing by laboratory

Data through Apr 27, 2021 verified as of Apr 28, 2021 at 09:25 AM

Data in this report are provisional and subject to change.

The numbers in the table below represent the number of Florida and non-Florida residents for whom test results were received by the Department of Health. A person can be tested by more than one laboratory and can have both positive and negative results. **Therefore, the sum of the numbers in each column will be larger than the total number of people tested.**

Reporting lab	Inconclusive	Negative	Positive	Percent positive	Total
AYERS NURSING AND REHABILITATION CENTER		34			34
FLORIDA DEPARTMENT OF HEALTH IN MONROE COUNTY		27	7	21%	34
THE SPRINGS OF PARC HILL		33	1	3%	34
LONG TERM CARE OF GULF BREEZE LLC		30	4	12%	34
TUSCAN GARDENS OF DELRAY BEACH MANAGEMENT COMPANY,		34			34
PARAMOUNT WALK-IN CLINIC		1	33	97%	34
ENCOMPASS HEALTH REHABILITATION		32	2	6%	34
CIGNA PBSO WEST PALM		3	31	91%	34
GEORGIA HEART CENTER (MSC 53), NAVICEN		32	2	6%	34
TAMPA URGENT CARE			34	100%	34
NIGHT LITE PEDIATRICS URGENT CARE CENTER			33	100%	33
ALPHA PHARMACY		30	3	9%	33
AHSE ROP		32	1	3%	33
CERON PEDIATRICS & INTEGRATIVE MEDICIN		33			33
GREENRIDGE GROUP HOME	3	11	19	58%	33
ENCOMPASS HEALTH REHABILITATION HOSPITAL OF MIAMI		32	1	3%	33
AMBRY GENETICS CORPORATION	23	10			33
AMMON ANALYTICAL LABORATORIES		29	4	12%	33
CORAL HOUSE ASSISTED LIVING COMMUNITY LLC		33			33
CANCER RESEARCH LAB, BOB JONES UNIVERSITY		29	4	12%	33
LONG BEACH URGENT CARE		33			33
STATEN ISLAND UNIVERSITY HOSPITAL-POUCH		32	1	3%	33
HUNTINGTON STATION URGENT CARE		32	1	3%	33
RESIDENCE AT BAY VUE		31	2	6%	33
WESTWOOD NURSING AND REHABILITATION		28	5	15%	33
VETERAN AFFAIRS MEDICAL CENTER - JAMES J PETERS		30	3	9%	33
VETERANS HOME		1	32	97%	33
OPIS COQUINA CENTER		32	1	3%	33
EVERLYWELL		19	14	42%	33
STATCARE URGENT & WALK IN MEDICAL CARE		29	4	12%	33
SANFORD MOBILE LAB PGA TOUR		32	1	3%	33
WALGREENS_COCONUT CREEK		26	7	21%	33
Consulate Health Care of Orange Park		27	6	18%	33
FAMILY CARE PARTNERS URGENT CARE LLC		27	6	18%	33
BOND CLINIC		3	30	91%	33
NURSES HELPING HANDS INC ALF		33			33
WOMENS CARE FLORIDA LABORATORY		25	7	22%	32
SYNIVERSE WELLNESS CENTER		27	5	16%	32
Grand Villa of Dunedin		26	6	19%	32
WESTMINSTER ST AUGUSTINE		32			32
PASSPORT HEALTH ORLANDO		32			32
COLORADO DEPARTMENT OF HEALTH LABORATORY SERVICES DIVISION			32	100%	32
LAKE MARY - STIRLING CENTER SUITE 202			32	100%	32
CARLOS F FUSTER MD PA		30	2	6%	32
CARDIOLOGY AND MEDICINE ASSOCIATES INC		31	1	3%	32
TREASURE ISLE LLC		32			32
COLORADO DEPARTMENT OF PUBLIC HEALTH AND ENVIRONMENT			32	100%	32

# COVID-19: testing by laboratory

Data through Apr 27, 2021 verified as of Apr 28, 2021 at 09:25 AM

Data in this report are provisional and subject to change.

The numbers in the table below represent the number of Florida and non-Florida residents for whom test results were received by the Department of Health. A person can be tested by more than one laboratory and can have both positive and negative results. **Therefore, the sum of the numbers in each column will be larger than the total number of people tested.**

Reporting lab	Inconclusive	Negative	Positive	Percent positive	Total
FLORIDA ENDOSCOPY & SURGERY CTR LLC		32			32
MARTHA'S HOUSE & ASSISTED LIVING FACILITY		32			32
LPG PRIMARY CARE AT BONITA BAY LIFESTYLE CENTER		29	3	9%	32
ADVANCED URGENT CARE		12	20	63%	32
BAYSIDE LABORATORIES INC		32			32
STEINHATCHEE DRUGS		26	6	19%	32
LEE COMMUNITY HEALTHCARE INC CAPE CORAL		30	2	6%	32
MINUTECLINIC, LLC #4230		28	4	13%	32
MADISON POINTE CARE CENTER		32			32
Heartland Health Care Center North Sarasota		18	14	44%	32
JOSEF SCHENKER MD PC DBA CENTERS URGENT		30	2	6%	32
CARE CENTERS OF NASSAU LLC MINER ROAD NORTH		32			32
A LILIKO'I PHARMACY LLC		29	3	9%	32
UNION CHD		29	3	9%	32
IPSUM DIAGNOSTICS		3	29	91%	32
JOSEF SCHENKER MD PC		31			31
AMERICAN ESOTERIC LABORATORIES		15	16	52%	31
Wiregrass Rehabilitation Center and Nursing Home		28	3	10%	31
DISCOVERY COMMONS AT BRADENTON		31			31
CHIPOLA MEDICAL ASSOCIATES		11	20	65%	31
VENICE REGIONAL BAYFRONT HEALTH			31	100%	31
RAYMOND BASRI MD		29	2	6%	31
PERDIDO URGENT CARE		1	30	97%	31
LabCorp L#09258130 M#09258125		12	19	61%	31
ADVENTHEALTH MEDICAL GROUP FAMILY MEDICINE AT RDV		31			31
COUNTY OF LOS ANGELES			31	100%	31
MINUTECLINIC DIAGNOSTIC OF RHODE ISLAND, LLC #212		31			31
REGENCY PARK ASSISTED LIVING FACILITY		29	2	6%	31
ENT AND ALLERGY ASSOCIATES OF FLORIDA LLC		30	1	3%	31
GILBERT MEDICAL GROUP		29	2	6%	31
MIGUEL E TREVINO MD PA		27	4	13%	31
PREMIER URGENT CARE CENTER LLC			31	100%	31
NORTH PINELLAS CHILDRENS MEDICAL CENTER			31	100%	31
MIDNIGHT MEDICINE			31	100%	31
HEALTH FIRST - VIERA HOSPITAL		1	30	97%	31
OAKMONTE VILLAGE		30	1	3%	31
MICHAEL J D'AMBROSE MD PA		29	2	6%	31
CITY OF NAPLES FIRE RESCUE		27	4	13%	31
SANFORD PEDIATRIC ASSOCIATES, PA		28	3	10%	31
UNIPATH		24	7	23%	31
FLORIDA MEDICAL CL ODOM TPA		17	14	45%	31
STUART REHABILITATION AND HEALTHCARE		15	16	52%	31
ORLANDO FAMILY MEDICINE		14	17	55%	31
LAKELAND NURSING AND REHABILITATION CENTER			31	100%	31
ENCORE AT BOCA RATON, THE			31	100%	31
COLLIER ANESTHESIA PAIN LLC		31			31
UR CARE FAMILY AND SPORTS MEDICINE			31	100%	31



# COVID-19: testing by laboratory

Data through Apr 27, 2021 verified as of Apr 28, 2021 at 09:25 AM

Data in this report are provisional and subject to change.

The numbers in the table below represent the number of Florida and non-Florida residents for whom test results were received by the Department of Health. A person can be tested by more than one laboratory and can have both positive and negative results. **Therefore, the sum of the numbers in each column will be larger than the total number of people tested.**

Reporting lab	Inconclusive	Negative	Positive	Percent positive	Total
Okeechobee Health Care Facility		16	14	47%	30
HOLIDAY MEDICAL ASSOCIATES		4	26	87%	30
ST PETER'S BENDER LABORATORY		29	1	3%	30
TALLAHASSEE DEVELOPMENTAL CENTER□		28	2	7%	30
GRAND VILLA OF BOYNTON BEACH		29	1	3%	30
COOPER HEALTHCARE		27	3	10%	30
CVS NC3516POCT WINSTON SALEM		26	4	13%	30
DAVID LAWRENCE CENTER		26	4	13%	30
SPRINGWOOD COURT		25	5	17%	30
WILLAMETTE VALLEY TOXICOLOGY LLC		28	2	7%	30
AMEERAH LABS			30	100%	30
P4CLINICAL	3	2	25	83%	30
BAPTIST PRIMARY BLACK CREEK SOUTH			30	100%	30
ORLANDO ORTHOPAEDIC CENTER		28	2	7%	30
RAINBOW PEDIATRICS		1	29	97%	30
MINUTECLINIC, LLC #08366		25	5	17%	30
BOCA BIOLISTIC REFERENCE LAB			30	100%	30
JOSEPH SCHENKER MD PC DBA CENTERS URGENT		26	4	13%	30
WIREGRASS CLINIC LLC		24	6	20%	30
THE TERRACE AT IVY ACRES ALF		11	19	63%	30
CENTER ONE SURGERY CENTER		24	6	20%	30
FORT VALLEY STATE UNIVERSITY		29	1	3%	30
JACKSONVILLE PEDIATRICS		19	11	37%	30
CLINCLOUD, LLC			30	100%	30
SANITAS		4	26	87%	30
ADVENT HEALTH PRIMARY CARE PLUS, WINTER GARDEN		26	4	13%	30
WALGREENS_PEMBROKE PINES		23	7	23%	30
CVS NC7047POCT DURHAM		30			30
BOCA SIMON LAB		1	29	97%	30
HERITAGE WATERSIDE		27	3	10%	30
OAK HARBOR ASSISTED LIVING FACILITY		27	3	10%	30
GRAND LIVING AT LAKEWOOD RANCH		29	1	3%	30
ENGLEWOOD HOSPITAL AND MEDICAL CENTER		25	5	17%	30
COMPREHENSIVE CHILDCARE		23	6	21%	29
PANCARE HEALTH - BONIFAY K-8			29	100%	29
LPG PRIMARY CARE AT MATTHEW DRIVE		26	3	10%	29
GERALD J KIVETT MD		26	3	10%	29
PALMS, THE		29			29
PRO HEALTH HARMONY		29			29
MED LABS DIAGNOSTICS		11	18	62%	29
CAPE CORAL HOSPITAL ABG LABORATORY		16	13	45%	29
MAYO CLINIC JACKSONVILLE		4	25	86%	29
PINELLAS 1 HOME HEALTH CARE CORP		28	1	3%	29
UCLA HEALTHCARE CLINICAL LABS		23	6	21%	29
VIRTUA		25	4	14%	29
SUNTREE INTERNAL MEDICINE		29			29
RENAISSANCE SENIOR LIVING	1	28			29

# COVID-19: testing by laboratory

Data through Apr 27, 2021 verified as of Apr 28, 2021 at 09:25 AM

Data in this report are provisional and subject to change.

The numbers in the table below represent the number of Florida and non-Florida residents for whom test results were received by the Department of Health. A person can be tested by more than one laboratory and can have both positive and negative results. **Therefore, the sum of the numbers in each column will be larger than the total number of people tested.**

Reporting lab	Inconclusive	Negative	Positive	Percent positive	Total
PALM GARDEN OF JACKSONVILLE		27	2	7%	29
DSI MANAGEMENT LLC		29			29
UNIVERSITY OF ILLINOIS VETERINARY DIAG	1	27	1	3%	29
CDC		17	12	41%	29
CHILDREN'S MEDICAL CENTER			29	100%	29
NEMOURS CHILDRENS CLINIC		22	7	24%	29
BROOKWOOD BAPTIST MEDICAL CENTER		28	1	3%	29
LEE COMMUNITY HEALTHCARE INC NORTH FORT MYERS		29			29
PBSO WEST PALM FAMILY PRACTICE		1	28	97%	29
ST VINCENTS AMBULATORY CARE INC DBA		26	3	10%	29
INTERIM HEALTHCARE OF NORTHWEST FLORIDA INC		27	2	7%	29
ROBERT H JENKINS JR VETERANS' DOMICILIARY HOME OF		26	3	10%	29
DUVAL COUNTY HEALTH DEPARTMENT		29			29
TOTTENVILLE CIRCLE URGENT CARE		29			29
GOOD SAMARITAN HOSPITAL LABORATORY		26	3	10%	29
STEWART MELBOURNE HOSPITAL			29	100%	29
UNIV OF ROCHESTER-STRONG MEMORIAL HOSP		28	1	3%	29
TIFFANY LAKE CARE CENTERS INC		28	1	3%	29
GADSDEN COUNTY HEALTH DEPARTMENT		22	6	21%	28
PORT ST LUCIE HOSPITAL		25	3	11%	28
ADVENT HEALTH MEDICAL GROUP FAMILY AND INTERNAL MEDICINE AT AVALON PAR		25	3	11%	28
MONTEFIORE NEW ROCHELLE HOSPITAL		25	3	11%	28
KEY PRIMARY CARE			28	100%	28
ORANGE PEDIATRICS			28	100%	28
Cleveland Clinic Laboratories		4	24	86%	28
MINUTECLINIC, LLC, DBA MINUTECLINIC #2544		26	2	7%	28
LAKE PLACID HEALTH AND REHABILITATION		1	27	96%	28
WEST BROWARD CARE CENTER		24	4	14%	28
ECC PEDIATRICS		28			28
WELLMED AT PLANT CITY		13	15	54%	28
NATIONAL MENTOR HEALTHCARE LLC			28	100%	28
BROOKDALE PHILLIPPI CREEK			28	100%	28
MEDEXPRESS URGENT CARE - BLOOMINGTON		23	5	18%	28
BROOKDALE UNIVERSITY HOSPITAL		26	2	7%	28
ADVENT HEALTH MEDICAL GROUP- FAMILY MEDICINE AT DR. PHILIPS		23	5	18%	28
ASTORIA HEALTH AND REHABILITATION CENTER		27	1	4%	28
GRAND VILLA OF MELBOURNE		26	2	7%	28
GASTROENTEROLOGY ASSOCIATES OF PENSACOLA PA		24	4	14%	28
HENDRY REGIONAL CORPORATE HEALTH			28	100%	28
CHILDRENS MEDICAL CENTER			28	100%	28
LPG PRIMARY CARE AT COLONIAL CENTER DRIVE		24	4	14%	28
BIG BEND HOSPICE INC		28			28
EDEN AT CRESTVIEW		12	16	57%	28
FIRST CHOICE PEDIATRICS LOOP		25	3	11%	28
MARION PEDIATRICS PA		21	7	25%	28
PEDIATRICS IN BREVARD-COCOA BEACH		23	5	18%	28
KIVA AT CANTERBURY, LLC		28			28

# COVID-19: testing by laboratory

Data through Apr 27, 2021 verified as of Apr 28, 2021 at 09:25 AM

Data in this report are provisional and subject to change.

The numbers in the table below represent the number of Florida and non-Florida residents for whom test results were received by the Department of Health. A person can be tested by more than one laboratory and can have both positive and negative results. **Therefore, the sum of the numbers in each column will be larger than the total number of people tested.**

Reporting lab	Inconclusive	Negative	Positive	Percent positive	Total
PARK WEST MEDICAL CENTER		27	1	4%	28
URGENT CARE CENTER			28	100%	28
FAMILY CARE PARTNERS		18	10	36%	28
MINUTECLINIC DIAGNOSTIC OF TN PC #6435		25	3	11%	28
ROSLYN URGENT CARE		27	1	4%	28
BROWARD HEALTH IMPERIAL POINT NURSING			28	100%	28
SOMA MEDICAL CENTER # 4		5	23	82%	28
GRACE COMMUNITY PHARMACY		3	25	89%	28
SUNCOAST LABS			27	100%	27
ADVANCED HEALTHCARE ASSOCIATES		23	4	15%	27
LEXINGTON PLACE SENIOR LIVING COMMUNITY		27			27
MINUTECLINIC DIAGNOSTIC OF TN, PC 374		23	4	15%	27
EPIC REFERENCE LABS INC			27	100%	27
BROOKDALE SOUTHPPOINT			27	100%	27
Summit Medical Group Westfield Lab		24	3	11%	27
EXPRESS CARE OF BELLEVIEW		27			27
SHORE MEMORIAL HOSPITAL		24	3	11%	27
NTD EUROFINS ATLANTA		26	1	4%	27
MINIMALLY INVASIVE VASCULAR INC		25	2	7%	27
HEALTHPARK MEDICAL CENTER ABG LAB		26	1	4%	27
CANTON-POTSDAM HOSPITAL LABORATORY		26	1	4%	27
Clearwater Center		13	14	52%	27
MINUTECLINIC DIAGNOSTIC OF ILLINOIS L		21	6	22%	27
UTAH DEPARTMENT OF HEALTH			27	100%	27
HUNT CLUB PEDIATRIC ASSOCIATES LLC		22	5	19%	27
MINUTECLINIC DIAGNOSTIC OF TEXAS		23	4	15%	27
VICK STREET MANOR		27			27
LOOP PEDIATRICS		22	5	19%	27
HALIFAX HEALTH URGENT CARE		6	21	78%	27
THE COMMONWEALTH OF MASSACHUSETTS		1	26	96%	27
EMORY BENNETT VETERANS NURSING HOME	1	26			27
COMMUNITY HEALTH OF SOUTH FLORIDA			27	100%	27
GRAND VILLA OF DELRAY EAST		27			27
OPTIMAL CARE PEDIATRICS		8	19	70%	27
PHYSICIANS CARE		23	4	15%	27
CARENOW - DOWNTOWN NORTH GULCH		25	2	7%	27
LAKELAND HILLS CENTER		19	8	30%	27
SUMMIT MEDICAL GROUP - 75 E NORTHFIELD		22	5	19%	27
URGENT FAMILY CARE INC		24	3	11%	27
1 TOUCH TOTALCARE SOLUTIONS		24	3	11%	27
MINUTECLINIC DIAGNOSTIC OF TN PC #6363		22	5	19%	27
DIXIE COUNTY HEALTH DEPARTMENT		18	9	33%	27
ATRIA LADY LAKE		27			27
SPANISH RIVER HIGH SCHOOL ESE		23	4	15%	27
VASSAR BROTHERS MEDICAL CENTER LABORATORY		25	2	7%	27
MINUTECLINIC DIAGNOSTIC OF PENNSYLVANI		25	2	7%	27
HOWARD BEACH URGENT CARE		25	2	7%	27

# COVID-19: testing by laboratory

Data through Apr 27, 2021 verified as of Apr 28, 2021 at 09:25 AM

Data in this report are provisional and subject to change.

The numbers in the table below represent the number of Florida and non-Florida residents for whom test results were received by the Department of Health. A person can be tested by more than one laboratory and can have both positive and negative results. **Therefore, the sum of the numbers in each column will be larger than the total number of people tested.**

Reporting lab	Inconclusive	Negative	Positive	Percent positive	Total
ACCESS HEALTH CARE PHYSICIANS LLC		10	17	63%	27
SUMMERGATE PHARMACY		24	2	8%	26
WESTPAC LABS INC	1	14	11	42%	26
MD BEAUTY LABS, PA		24	2	8%	26
WAKULLA COUNTY HEALTH DEPARTMENT		12	14	54%	26
PULMONARY SPECIALISTS OF THE PALM BEACHES		16	10	38%	26
PALMETTO PEDIATRICS			26	100%	26
EAST HILL MEDICAL GROUP		17	9	35%	26
TREEHOUSE PEDIATRICS & FAMILY CARE		26			26
GUIDEWELL EMERGENCY MEDICINE DOCTORS LLC #33		17	9	35%	26
FORT SANDERS REGIONAL LABORATORY		26			26
PIEDMONT HOSPITAL CLINICAL LABORATORY		24	2	8%	26
ABL MEDICAL CARE LLC			26	100%	26
MINUTECLINIC DIAGNOSTIC OF TN PC #378		23	3	12%	26
DELRAY BEACH FACIAL PLASTIC SURGERY		26			26
ADIRONDACK MEDICAL CENTER		26			26
DARDEN WELLNESS CENTER		23	3	12%	26
COASTAL COMPLETE CARE		12	14	54%	26
NEWYORK-PRESBYTERIAN/ LAWRENCE HOSPITAL LABORATORY		23	3	12%	26
COASTAL SKIN SURGERY AND DERMATOLOGY		18	8	31%	26
UNDERGROUND FREE CLINIC		25	1	4%	26
ARCPOINT LABS OF FORT LAUDERDALE		25	1	4%	26
NEW YORK METHODIST HOSPITAL		22	4	15%	26
MAGNOLIA PEDIATRICS		4	22	85%	26
EXPRESS FAMILY CARE LLC		11	15	58%	26
LAKES DIALYSIS CENTER INC			26	100%	26
THE CLUB AT BOYNTON BEACH, LLC		24	2	8%	26
PALM BEACH COUNTY FIRE RESCUE		24	2	8%	26
ADVENT HEALTH PARTIN SETTLEMENT HEALTH PARK		18	8	31%	26
LOT HEALTH SERVICES	1	25			26
RJ LEE GROUP	1	23	2	8%	26
THE MINIER URGENT CARE		20	6	23%	26
OAKTREE HEALTHCARE			26	100%	26
MINUTE CLINIC DIAGNOSTIC OF TEXAS, LLC		23	3	12%	26
MONCRIEF ARMY HEALTH CLINIC			26	100%	26
CVA MINUTE CLINIC DIAGNOSTIC OF VIRGINIA, LLC		25	1	4%	26
JUPITER MEDICAL CENTER		1	24	96%	25
SOUTH FLORIDA DIALYSIS CENTER		8	17	68%	25
MINUTECLINIC DIAGNOSTIC OF NORTH		22	3	12%	25
PHYSICIANS STAT		3	22	88%	25
MADWAR		19	6	24%	25
ENCOMPASS HOME HEALTH OF THE SOUTHEAST LLC		23	2	8%	25
ADVENT HEALTH - LAKE MARY PEDIATRICS		16	9	36%	25
OLIVE BRANCH HEALTH AND REHABILITATION CENTER			25	100%	25
ADVENTHEALTH MEDICAL GROUP PEDIATRIC & ADOLESCENT		24	1	4%	25
CVS NC7588POCT ASHEVILLE		22	3	12%	25
MINUTECLINIC DIAGNOSTIC OF TN PC #320		17	8	32%	25

# COVID-19: testing by laboratory

Data through Apr 27, 2021 verified as of Apr 28, 2021 at 09:25 AM

Data in this report are provisional and subject to change.

The numbers in the table below represent the number of Florida and non-Florida residents for whom test results were received by the Department of Health. A person can be tested by more than one laboratory and can have both positive and negative results. **Therefore, the sum of the numbers in each column will be larger than the total number of people tested.**

Reporting lab	Inconclusive	Negative	Positive	Percent positive	Total
STATE LAB		3	22	88%	25
ST. CLOUD HOSPITAL		20	5	20%	25
MINUTECLINIC DIAGNOSTIC OF NORTH CAROLINA PC		22	3	12%	25
TOTAL ACCESS URGENT CARE		1	24	96%	25
BOZEMAN HEALTH DEACONESS HOSPITAL		18	7	28%	25
EMORY CRAWFORD LONG HOSPITAL LABORATOR		22	3	12%	25
FEDERAL PRISON CAMP PENSACOLA			25	100%	25
WESTPAC LABS		1	24	96%	25
THE WATERMARK AT VISTAWILLA		25			25
UNIV OF NORTH ALABAMA HEALTH CENTER		22	3	12%	25
GREEN GABLES ASSISTED LIVING FACILITY		25			25
ADVENT HEALTH EXPRESS		9	16	64%	25
SUNQUEST		3	22	88%	25
West Gate Village, LLC		25			25
ASURANCE SCIENTIFIC LABORATORIES		24	1	4%	25
HOPE HEALTHCARE		24	1	4%	25
ADEPT INPATIENT MEDICAL SERVICES PC		25			25
TREASURE COAST URGENT CARE			25	100%	25
JUST FOR KIDS PEDIATRICS		5	20	80%	25
CENTRAL FLORIDA PEDIATRIC URGENT CARE LLC		21	4	16%	25
VILLAGES REHABILITATION AND NURSING CENTER		24	1	4%	25
PALMS MEDICAL GROUP - LAKE CITY WEST		3	21	88%	24
PRIME CARE ONE LLC/HARBORCHASE OF VENICE			24	100%	24
NOVANT HEALTH		18	6	25%	24
THE CHAPPEL GROUP RESEARCH		24			24
AVENTIS BIO-SERVICES CTL		24			24
EDWARD S BENNETT MD PLLC		24			24
VA MEDICAL CENTER			24	100%	24
PASSPORT HEALTH OF TAMPA BAY		21	3	13%	24
MADISON COUNTY MEMORIAL HOSP		12	12	50%	24
South Heritage Health and Rehab		24			24
ST ELIZABETH MEDICAL CENTER LABORATORY		21	3	13%	24
LAKE NONA MEDICAL SERVICES		16	8	33%	24
FLORIDA MEDICAL CLINIC - NEW TAMPA		19	5	21%	24
PACIFICA SENIOR LIVING FORT MYERS		15	9	38%	24
LABORATORY DYNAMICS		20	4	17%	24
SENIOR HEALTH OF WINTER PARK DUNDEE		24			24
HERITAGE OAKS ASSISTED LIVING & MEMORY CARE		20	4	17%	24
HEALTH MED CENTERS		24			24
WELLNOW URGENT CARE		23	1	4%	24
HENNEPIN COUNTY MEDICAL CENTER (HCMC)		13	11	46%	24
SARASOTA MEMORIAL NURSING & REHABILITATION CTR		24			24
INNOVATIVE RESEARCH OF WEST FLORIDA		21	3	13%	24
FORT PIERCE FAMILY CARE INC		18	6	25%	24
COURTYARDS OF ORLANDO		24			24
MINUTECLINIC, LLC, #4160		20	4	17%	24
TARPON BAYOU CENTER			24	100%	24



# COVID-19: testing by laboratory

Data through Apr 27, 2021 verified as of Apr 28, 2021 at 09:25 AM

Data in this report are provisional and subject to change.

The numbers in the table below represent the number of Florida and non-Florida residents for whom test results were received by the Department of Health. A person can be tested by more than one laboratory and can have both positive and negative results. **Therefore, the sum of the numbers in each column will be larger than the total number of people tested.**

Reporting lab	Inconclusive	Negative	Positive	Percent positive	Total
BAYFRONT HMA CONVENIENT CARE, LLC		2	22	92%	24
LIFELINK TISSUE BANK D/B/A LIFELINK TISSUE BANK		20	4	17%	24
TIMBERLANE LODGE ALF	1	16	7	29%	24
ATRIA AT ST JOSEPHS		24			24
ST VINCENT'S EAST		22	2	8%	24
VISTACARE PHARMACY I		20	4	17%	24
PHYSICIANS PRIMARY CARE OF SW FLORIDA PL		24			24
CSH LAKE ORIENTA LP		24			24
BETHESDA HEALTH PHYSICIAN GROUP INC			24	100%	24
FLORENCE J HUNT STUDENT WELLNESS CENTER - HEALTH SERVICES (ABBOTT)		24			24
DOCTORS MEDICAL CENTER OF WALTON COUNTY CLINIC			24	100%	24
WESTMINSTER WOODS ON JULINGTON CREEK		22	2	8%	24
MID FLORIDA PATHOLOGY LLC		23	1	4%	24
MED PLUS FLORENCE		20	4	17%	24
URGENT CARE USA			24	100%	24
RAINBOW PEDIATRIC CENTER		2	22	92%	24
SENIOR LIVING IV SUN CITY LLC		17	7	29%	24
MORTON PLANT NORTH BAY HOSPITAL			24	100%	24
CL BRUMBACK PRIMARY CARE CLINIC LANTANA		2	22	92%	24
UAH STUDENT HEALTH CENTER		17	7	29%	24
CVS NV3210POCT LAS VEGAS		21	3	13%	24
DALE MEDICAL CENTER		19	5	21%	24
ROWLETT MIDDLE ACADEMY		22	2	8%	24
A PLUS FAMILY URGENT CARE			24	100%	24
SOUTH NASSAU COMMUNITIES HOSPITAL		20	4	17%	24
FINLAY C. LABORATORY		4	20	83%	24
ALAN SERURE MD		24			24
PRIMECARE AT PORT ORANGE		4	19	83%	23
ESOTERIX GENETIC LABORATORIES		17	6	26%	23
FLUSHING HOSPITAL MEDICAL CENTER		19	4	17%	23
NORTHWEST FLORIDA COMMUNITY HOSPITAL 3RD FLOOR		21	2	9%	23
CHARLOTTE CHD PORT CHARLOTTE		19	4	17%	23
NORTHEAST GEORGIA MEDICAL CENTER		23			23
UF HEALTH NORTH JACKSONVILLE			23	100%	23
CARESPOT		2	21	91%	23
ROSS MEDICAL GROUP			23	100%	23
EGL GENETIC DIAGNOSTICS		1	22	96%	23
ISLAND COAST PEDIATRICS PA		22	1	4%	23
49D2045214PHYSICIAN OFFICE WAIVER MEDEXPRESS URGENT CARE - HARRISONBU		14	9	39%	23
MARQUES PEDIATRICS			23	100%	23
PALM BAY FAMILY PRACTICE		6	17	74%	23
NEW JERSEY		22	1	4%	23
MAITLAND PRIMARY CARE		9	14	61%	23
PULSE MEDICAL GROUP INC			23	100%	23
WOODHOUSE INC		17	6	26%	23
SEBRING PEDIATRICS LLC			23	100%	23
UNIVERSITY HILLS HEALTH AND REHABILITATION CENTER		18	5	22%	23

# COVID-19: testing by laboratory

Data through Apr 27, 2021 verified as of Apr 28, 2021 at 09:25 AM

Data in this report are provisional and subject to change.

The numbers in the table below represent the number of Florida and non-Florida residents for whom test results were received by the Department of Health. A person can be tested by more than one laboratory and can have both positive and negative results. **Therefore, the sum of the numbers in each column will be larger than the total number of people tested.**

Reporting lab	Inconclusive	Negative	Positive	Percent positive	Total
COMMONWEALTH OF MASSACHUSETTS			23	100%	23
OMEGA LABORATORIES		19	4	17%	23
CORE LABORATORY		1	22	96%	23
SONATA BOYNTON BEACH		21	2	9%	23
Z UROLOGY		22	1	4%	23
STEWARD MEDICAL GROUP INC			23	100%	23
FAST PACE MEDICAL CLINIC PLLC		21	2	9%	23
LAKEVIEW HEALTH CARE SYSTEMS		9	14	61%	23
PALM BEACH GARDENS MEDICAL CENTER			23	100%	23
WUESTHOFF MEDICAL CENTER-MELBOURNE			23	100%	23
TREEHOUSE PEDIATRICS		19	4	17%	23
ADVANCED URGENT CARE CENTER		7	16	70%	23
WELLMED AT LAKE COPELAND		17	6	26%	23
TRINITY MEDICAL ASSOCIATES LLC			23	100%	23
BAPTIST PEDIATRICS		19	4	17%	23
REGENEXX TAMPA BAY		20	3	13%	23
GILCHRIST COUNTY JAIL		21	2	9%	23
NOBLE SENIOR LIVING		3	20	87%	23
COASTAL FAMILY PRACTICE		15	8	35%	23
GLEN COVE HOSPITAL		23			23
BAYFRONT FAMILY HEALTH CENTER		3	20	87%	23
SELECT PHYSICIANS ALLIANCE PL		23			23
GRADY HEALTH SYSTEM		23			23
BAYCARE MEDICAL GROUP INC			22	100%	22
ELAN SPANISH SPRINGS		4	18	82%	22
MEDI STATION			22	100%	22
LAKEWOOD RANCH MEDICAL CENTER CLINICAL LAB			22	100%	22
BASSETTI & ASSOCIATES, MD, PA			22	100%	22
WALGREENS #04569		21	1	5%	22
MARATHON HEALTH FOR LIFE		19	3	14%	22
MORTON PLANT HOSPITAL - ADLER INSTITUTE OF LAB MEDICINE		1	21	95%	22
NEW YORK PRESBYTERIAN - ALLEN HOSPITAL		22			22
MOBILE DIVISION LABORATORY		7	15	68%	22
MORRIS PARK URGENT CARE		19	3	14%	22
OCEANSIDE URGENT CARE		22			22
TEN HEALTHCARE		6	16	73%	22
MORNINGSIDE MANOR & VILLA ADULT CARE C		22			22
AEGIS MEDICAL GROUP, LLC		22			22
EBEIDS MD PEDIATRICS		19	3	14%	22
APOLLO SURGERY CENTER		20	2	9%	22
DIACARTA INC.		22			22
KELLY'S ASSISTED LIVING FACILITY		22			22
FAMILY AND AFTER HOURS CARE		22			22
ERIC C MARSHAL MD, PC DBA MINUTECLINIC		21	1	5%	22
TEXAS DEPARTMENT OF STATE HEALTH SERVICES		3	19	86%	22
GLEN OAKS URGENT CARE		20	2	9%	22
MINUTECLINIC MINUTECLINIC #8746		21	1	5%	22

# COVID-19: testing by laboratory

Data through Apr 27, 2021 verified as of Apr 28, 2021 at 09:25 AM

Data in this report are provisional and subject to change.

The numbers in the table below represent the number of Florida and non-Florida residents for whom test results were received by the Department of Health. A person can be tested by more than one laboratory and can have both positive and negative results. **Therefore, the sum of the numbers in each column will be larger than the total number of people tested.**

Reporting lab	Inconclusive	Negative	Positive	Percent positive	Total
ST VINCENT'S URGENT CARE		19	3	14%	22
Sovereign Laboratory Services, LLC		19	3	14%	22
MIAMI BEACH MEDICAL GROUP			22	100%	22
OHIO CVS STORES, LLC DBA		19	3	14%	22
PRIMARY CARE SPECIALISTS OF ORLANDO LLC		17	5	23%	22
CVS NC4165POCT BREVARD		14	8	36%	22
Wesley Place on Honeysuckle		20	2	9%	22
SOLE HEALTH LLC		22			22
YUSRA MEDICAL ASSOCIATES PA		16	6	27%	22
MINUTECLINIC DIAGNOSTICS MEDICAL GROUP		21	1	5%	22
FLORIDA PEDIATRICS		6	16	73%	22
PATIENTS CHOICE LAB OF IND, LLC		16	6	27%	22
GRAND VILLA OF SARASOTA		21	1	5%	22
SEAGRASS VILLAGE			22	100%	22
ORANGE REGIONAL MEDICAL CENTER LABORATORY		17	5	23%	22
FLORIDA HOSPITAL LABS		12	10	45%	22
ROCKLEDEGE REGIONAL MEDICAL CENTER		17	5	23%	22
BROOKDALE WEST BOYNTON BEACH		22			22
MINUTECLINIC DIAGNOSTIC PA		19	3	14%	22
SOUTH CAROLINA DEPARTMENT OF HEALTH			22	100%	22
HARLEM HOSPITAL CENTER		20	1	5%	21
LAKE HOWARD HEIGHTS	1	18	2	10%	21
POINT OF CARE CLINICS PRIMARY CARE		20	1	5%	21
SOMA MEDICAL CENTER, PA #4 FLORIDA MANGO		1	20	95%	21
ROCKLEDGE FAMILY HEALTH			21	100%	21
CVS MINUTE CLINIC DIAGNOSTIC OF TEXAS LLC		17	4	19%	21
OHSU MOLECULAR MICROBIOLOGY LAB		20	1	5%	21
WALGREENS #04618		18	3	14%	21
COLUMBIA MEMORIAL HOSPITAL		21			21
PRIMECARE OF DOTHAN-DALEVILLE CLINIC		16	5	24%	21
ESTATES MEDICAL CENTER		12	9	43%	21
WACO HHSSURGEWACO	1	17	3	14%	21
MINUTECLINIC LLC #4449		19	2	10%	21
ST JUDE CHILDRENS RESEARCH HOSPITAL		21			21
USCG AIR STATION CLEARWATER CLINIC		20	1	5%	21
CITY OF SANFORD EMPLOYEE HEALTH AND		20	1	5%	21
PREMIUM HEALTH CARE			21	100%	21
Citymd Of Lacey		18	3	14%	21
CLINICAL PATHOLOGY LABORATORIES SOUTHEAST			21	100%	21
UPMC CHAUTAUQUA AT WCA LABORATORY		20	1	5%	21
ARDEN COURTS OF WINTER SPRINGS		18	3	14%	21
MINUTE-CLINIC DIAGNOSTIC OF VIRGINIA		17	4	19%	21
TENNESSEE DEPARTMENT OF HEALTH		15	6	29%	21
GUARDANT HEALTH		15	6	29%	21
ORANGE PARK PEDIATRIC ASSOCIATES		10	11	52%	21
GRACE WELLNESS CENTER		8	13	62%	21
PEDIATRIC ASSOCIATES PA		17	4	19%	21

# COVID-19: testing by laboratory

Data through Apr 27, 2021 verified as of Apr 28, 2021 at 09:25 AM

Data in this report are provisional and subject to change.

The numbers in the table below represent the number of Florida and non-Florida residents for whom test results were received by the Department of Health. A person can be tested by more than one laboratory and can have both positive and negative results. **Therefore, the sum of the numbers in each column will be larger than the total number of people tested.**

Reporting lab	Inconclusive	Negative	Positive	Percent positive	Total
DOC PAM PA		20	1	5%	21
CARENOW URGENT CARE-BRENTWOOD		15	6	29%	21
CLEVELAND CLINIC FLORIDA		1	20	95%	21
RHODE ISLAND DEPARTMENT OF HEALTH			21	100%	21
GOOD SAMARITAN MEDICAL CENTER			21	100%	21
MEDEXPRESS URGENT CARE - SEMINOLE SQUA		19	2	10%	21
CITY OF CLEARWATER EMPLOYEE HEALTH CENTER		10	11	52%	21
WINTER PARK FAMILY PRACTICE LLC		17	4	19%	21
CVS MINUTE CLINIC DIAGNOSTIC OF TN #6044		19	2	10%	21
JOINT AMBULATORY CARE CENTER		21			21
THE VILLAGES HEALTH		12	9	43%	21
NAVAL MEDICAL CENTER SAN DIEGO			21	100%	21
MARQUESA MEDICAL		18	3	14%	21
J AND J VISTAKON EMPLOYEE HEALTH CENTER		20	1	5%	21
INTERNATIONAL MEDICAL LABORATORY INC		21			21
JEFFERSON K-12, A SOMERSET SCHOOL- CLINIC		17	4	19%	21
CONNECTDX		6	15	71%	21
SARNO FAMILY PRACTICE		7	13	65%	20
COMMUNITY HOME HEALTH CARE		20			20
CVS HEALTH, #3396		18	2	10%	20
URGENT TEAM		17	3	15%	20
GENTIVA HEALTH SERVICES		18	2	10%	20
MCWHORTER SCHOOL OF PHARMACY		20			20
MINUTECLINIC DIAGNOSTIC OF RHODE ISLAND, LLC #590		19	1	5%	20
HELIX DIAGNOSTICS			20	100%	20
MEDICAL EXPRESS CORP		18	2	10%	20
ADVENTHEALTH MEDICAL GROUP	1	13	6	30%	20
THRIF-T DRUGS INC		18	2	10%	20
BROOKDALE MANDARIN CENTRAL		7	13	65%	20
WELLMED AT BRANDON REGIONAL		13	7	35%	20
MINUTECLINIC, LLC #4507		18	2	10%	20
HEALTHY MINORS, LLC.		20			20
CARESPOT OF NOCATEE		1	19	95%	20
PONCE PLAZA NURSING & REHAB CENTER		4	16	80%	20
FIRST CHOICE PEDIATRICS WINTER SPRINGS		15	5	25%	20
ANYTIME LAB, LLC		18	2	10%	20
SHELBY BAPTIST MEDICAL CENTER		15	5	25%	20
HARTFORD HOSPITAL ANCILLARY LAB		17	3	15%	20
VIERA FAMILY MEDICINE AND WELLNESS		16	4	20%	20
KIDSWOOD PEDIATRICS CORP		6	14	70%	20
BEST MEDICAL CENTER		11	9	45%	20
MINUTE CLINIC		2	18	90%	20
GOOD SAMARITAN SOCIETY OF DAYTONA		16	4	20%	20
TGH MEDICAL GROUP LABORATORY CARROLLWOOD			20	100%	20
AUBURN COMMUNITY HOSPITAL		18	2	10%	20
FORT WALTON BEACH DEVELOPMENTAL CENTER		19	1	5%	20
PRIMARY CARE MEDICINE	1	13	6	30%	20

# COVID-19: testing by laboratory

Data through Apr 27, 2021 verified as of Apr 28, 2021 at 09:25 AM

Data in this report are provisional and subject to change.

The numbers in the table below represent the number of Florida and non-Florida residents for whom test results were received by the Department of Health. A person can be tested by more than one laboratory and can have both positive and negative results. **Therefore, the sum of the numbers in each column will be larger than the total number of people tested.**

Reporting lab	Inconclusive	Negative	Positive	Percent positive	Total
LAKE WORTH MANOR		19	1	5%	20
BAPTIST MEDICAL GRP URGENT CARE & OCC HEALTH AIRPO		20			20
MINUTECLINIC DIAGNOSTIC OF TN PC #566		16	4	20%	20
ADVENT HEALTH - KISSIMMEE		6	14	70%	20
STATEN ISLAND UNIVERSITY HOSPITAL		19	1	5%	20
WINSHIPS PHARMACY INC		20			20
THE CANOPY AT HARPER LAKE	1		19	95%	20
BAY PEDIATRICS PA		18	2	10%	20
GAMMA DIAGNOSTIC LAB LLC			20	100%	20
DEPT OF VA MEDICAL CENTER - BAY PINES			20	100%	20
ODYSSEY HEALTHCARE OF MARION COUNTY, LLC		19	1	5%	20
PROFESSIONAL PARK PEDIATRICS PA			20	100%	20
CONSOLIDATED LAB SERVICES		10	10	50%	20
BROWNE MEDICAL		18	2	10%	20
REDITUS LABORATORIES			20	100%	20
Floral Health and Rehabilitation, LLC		19	1	5%	20
ORLANDO FAMILY PHYSICIANS INC		14	6	30%	20
ST ANTHONY'S HOSP PATIENT CARE SERVICE			20	100%	20
MINUTECLINIC DIAGNOSTIC OF MICHIGAN PC		19	1	5%	20
CLINIC OF PEDIATRICS & GI MEDICINE INC		1	18	95%	19
NO NAME		8	11	58%	19
MAIMONIDES MEDICAL CENTER		16	3	16%	19
MED HEALTH SERVICES		18	1	5%	19
REGENCY SQUARE MALL - SEARS		3	16	84%	19
INTEGRATED REGIONAL LABORATORIES - LARGO			19	100%	19
MD PLUS URGENT CARE, LLC			19	100%	19
ST. JUDES LABORATORIES		13	6	32%	19
STAT MEDICAL CLINIC III INC		13	6	32%	19
OCEAN REEF MEDICAL CENTER, LLC			19	100%	19
ST MARYS MEDICAL CENTER			19	100%	19
MINUTECLINIC INCORPORATE, LLC		16	3	16%	19
ROYAL PALM MEDICAL GROUP, INC		19			19
FLORIDA COMMUNITY HEALTH CENTER OF ST. LUCIE		1	18	95%	19
STONE WASH CLINICAL LABORATORIES		2	17	89%	19
BAYVIEW MEDICAL		19			19
COLLEGE POINT URGENT CARE		16	3	16%	19
NANO HEALTH ASSOCIATES LLC		19			19
MINUTE CLINIC DIAGNOSTIC OF TN PC #64		18	1	5%	19
ASHRAF MEDICAL GROUP PLLC DBA PULSE M		18	1	5%	19
MICHELLE S PAGE MD PA		18	1	5%	19
ANYLABTESTNOW		6	13	68%	19
MINUTECLINIC, LLC #1586		14	5	26%	19
CAREHERE- LCS LEESBURG			19	100%	19
FOX FAMILY PRACTICE		19			19
FAMILY CARE CYPRESS CREEK		1	18	95%	19
BAPTIST MEMORIAL HEALTH CARE		17	2	11%	19
ROBERT WOOD JOHNSON UNIVERSITY HOSP		17	2	11%	19



# COVID-19: testing by laboratory

Data through Apr 27, 2021 verified as of Apr 28, 2021 at 09:25 AM

Data in this report are provisional and subject to change.

The numbers in the table below represent the number of Florida and non-Florida residents for whom test results were received by the Department of Health. A person can be tested by more than one laboratory and can have both positive and negative results. **Therefore, the sum of the numbers in each column will be larger than the total number of people tested.**

Reporting lab	Inconclusive	Negative	Positive	Percent positive	Total
CARESPOT EXPRESS HEALTHCARE			19	100%	19
AURORA UNIVERSITY WELLNESS CENTER		19			19
ELTINGVILLE CIRCLE URGENT CARE		18	1	5%	19
LOVING CARE OF THE TREASURE COAST LLC	1	13	5	26%	19
BARTON FAMILY PRACTICE		8	11	58%	19
CORNER OAK ESTATE LLC		19			19
ALL PEDIATRIC CARE			19	100%	19
SEVEN RIVERS REGIONAL MEDICAL CENTER		5	14	74%	19
JACKSON NORTH MEDICAL CENTER		2	17	89%	19
CARE POINT HEALTH & WELLNESS CENTER		19			19
ST CATHERINE OF SIENA HOSPITAL		17	2	11%	19
VALLEY IMMEDIATE CARE		16	3	16%	19
EMERALD COAST HOSPICE - CRESTVIEW		19			19
PEPIN ACADEMIES-PASCO		19			19
BRIDGEWAY HEALTH CLINICS INC			19	100%	19
MINUTECLINIC DIAGNOSTIC OF TEXAS LLC		17	2	11%	19
URGENT CARE & FAMILY PRACTICE CENTER			19	100%	19
FLORIDA HOSPITAL WINTER GARDEN		15	4	21%	19
INTEGRATED FAMILY MEDICAL CENTER			19	100%	19
BIOREFERENCE LABORATORIES		7	12	63%	19
ADVENTIST HEALTH SYSTEM		16	3	16%	19
LAB INTERMARKET FACILITY LAB		1	18	95%	19
MONROE COUNTY DETENTION CENTER			19	100%	19
CLERMONT ADVENTHEALTH CENTRA CARE		1	18	95%	19
GRAND VILLA OF PALM COAST		19			19
Grace Rehabilitation of Vero Beach		18			18
URGENT CARE AT LONGWOOD			18	100%	18
AURORA DIAGNOSTICS		6	12	67%	18
WILLOWS AT WILDWOOD, THE		14	4	22%	18
MADISON CORE LABORATORIES		17	1	6%	18
OSCEOLA ALF OPERATOR, LLC DBA□		18			18
ADVENTHEALTH MEDICAL GROUP PEDIATRICS AT		4	14	78%	18
REVA INC		14	4	22%	18
CITY OF LAKE MARY EMPLOYEE HEALTH CENTER		16	2	11%	18
CRANES VIEW LODGE			18	100%	18
MC DIAGNOSTIC OF CONNECTICUT, PC #1960		18			18
CLEVELAND CLINIC			18	100%	18
RELIANCE MEDICAL CENTER		10	8	44%	18
UM MILLER SCHOOL OF MEDICINE			18	100%	18
GMR EVENT SERVICES LLC DBA CROWDRX		18			18
Terrace of Jacksonville		3	15	83%	18
MEDEXPRESS URGENT CARE - TIMBERLAKE		16	2	11%	18
INTERMOUNTAIN CENTRAL LAB		1	17	94%	18
CABOT RESERVE ON THE GREEN		18			18
GENERAL INTERNAL MEDICINE MEDICAL CTR CLINIC		13	5	28%	18
IONA COLLEGE HEALTH & WELLNESS CENTER		18			18
MEDEXPRESS URGENT CARE, MOON TOWNSHIP		17	1	6%	18

# COVID-19: testing by laboratory

Data through Apr 27, 2021 verified as of Apr 28, 2021 at 09:25 AM

Data in this report are provisional and subject to change.

The numbers in the table below represent the number of Florida and non-Florida residents for whom test results were received by the Department of Health. A person can be tested by more than one laboratory and can have both positive and negative results. **Therefore, the sum of the numbers in each column will be larger than the total number of people tested.**

Reporting lab	Inconclusive	Negative	Positive	Percent positive	Total
FORT HAMILTON URGENT CARE		18			18
CVS MINUTE CLINIC DIAGNOSTIC OF WISCONSIN		18			18
SANTA ROSA COUNTY JAIL - WELLPATH			18	100%	18
ADVENT HEALTH - WINTER HAVEN		8	10	56%	18
DAVID LAWRENCE CENTER INC		16	2	11%	18
MINUTECLINIC #8699		14	4	22%	18
ABC PEDIATRICS OF PORT ST LUCIE		16	2	11%	18
MOORINGS PARK OAKSTONE AT GREY OAKS		17	1	6%	18
TPCA CLINICAL LABORATORIES		15	3	17%	18
TENDER CARE ALF		18			18
BRONSON FIRE DEPARTMENT		18			18
MEDLAB INC		18			18
MC DIAGNOSTIC OF CONNECTICUT, PC #775		17	1	6%	18
BERGEN NEW BRIDGE M		16	2	11%	18
XPRESS WELLNESS URGENT CARE			18	100%	18
ASCENSION ST VINCENT'S PRIMARY CARE		1	17	94%	18
MARION COUNTY HEALTH DEPARTMENT		17	1	6%	18
AVALON FAMILY RESORT ASSISTED LIVING LLC		18			18
WALGREEN EASTERN CO, INC		18			18
BAY COUNTY HEALTH DEPARTMENT		14	4	22%	18
PPD - IXLAYER		17	1	6%	18
PRATTVILLE BAPTIST HOSPITAL		14	4	22%	18
DR PHILLIPS MEDICAL WELLNESS CENTER		13	5	28%	18
107TH PLACE GROUP HOME		18			18
BROOKDALE ST AUGUSTINE		1	17	94%	18
MI CASA DORADA ASSISTED LIVING FACILIT		18			18
MORTON PLANT MEASE			17	100%	17
NONA PEDIATRIC CENTER		11	6	35%	17
GENETIC TECHNOLOGICAL INNOVATIONS			17	100%	17
MEDEXPRESS URGENT CARE- MARYLAND		14	3	18%	17
EAR NOSE & THROAT ASSOCIATES OF MANATEE PA		17			17
COAST MED URGENT CARE		16	1	6%	17
KIDS CARE PEDIATRICS PA			17	100%	17
KIMBERLY J HENDERSON MD PC		16	1	6%	17
DIEGO FALLON MD PA		6	11	65%	17
CVS MINUTE CLINIC DIAGNOSTIC OF TEXAS, LLC		13	4	24%	17
RESOLVE MOLECULAR DIAGNOSTICS		13	4	24%	17
FRUITVILLE URGENT CARE			17	100%	17
LYNN KEEFE, MD PEDIATRICS		14	3	18%	17
NORTHSIDE HOSPITAL DULUTH		14	3	18%	17
RIVERSIDE MEDICAL GROUP		16	1	6%	17
INTERNAL MEDICINE LIPID AND WELNNESS PRACTICE		6	11	65%	17
HEALTHCARE NOW			17	100%	17
STARLING AT NOCATEE			17	100%	17
UNIVERSITY LAB			17	100%	17
CALLAWAY CLINIC		12	5	29%	17
ST JOSEPH HOSPITAL		16	1	6%	17

# COVID-19: testing by laboratory

Data through Apr 27, 2021 verified as of Apr 28, 2021 at 09:25 AM

Data in this report are provisional and subject to change.

The numbers in the table below represent the number of Florida and non-Florida residents for whom test results were received by the Department of Health. A person can be tested by more than one laboratory and can have both positive and negative results. **Therefore, the sum of the numbers in each column will be larger than the total number of people tested.**

Reporting lab	Inconclusive	Negative	Positive	Percent positive	Total
URGENT CARE WEST CLINIC		14	3	18%	17
BROOKDALE CROWN POINT			17	100%	17
UC HEALTH UNIVERSITY HOSPITAL		14	3	18%	17
PRIMARY CARE WALK IN CLINIC PLLC			17	100%	17
MINUTECLINIC, LLC, DBA MINUTECLINIC #6		15	2	12%	17
MEDEXPRESS URGENT CARE - ROBINSON TWP, STEUBENVILLE PIKE		15	2	12%	17
MINUTECLINIC DIAGNOSTIC OF TN PC #6415		13	4	24%	17
MARCO DRUGS AND COMPOUNDING		13	4	24%	17
MIRIMUS INC		1	16	94%	17
MONTEFIORE ST LUKE'S CORNWALL HOSPITAL		13	4	24%	17
BAY BREEZE HEALTH AND REHABILITATION CENTER		9	8	47%	17
UNIVERSITY OF ALABAMA - FUNGAL REFERENCE LABORATORY		12	5	29%	17
BLOUNT MEMORIAL HOSPITAL		14	3	18%	17
ESTATES MEDICAL CENTER INC		4	13	76%	17
ALBIBI		1	16	94%	17
JOHNS HOPKINS MEDICAL LABORATORIES		1	16	94%	17
YORKVILLE PEDIATRIC URGENT CARE		17			17
PARRISH HEALTH CENTER		14	3	18%	17
SOMA MEDICAL CENTER PA			17	100%	17
WELLINGTON FAMILY PRACTICE		13	4	24%	17
COMPREHENSIVE CHILDCARE ASSOCIATES		9	8	47%	17
URGENT CARE OF NEW YORK		16	1	6%	17
GENOTOX LABORATORIES		14	3	18%	17
UVMC MICROBIOLOGY		16	1	6%	17
MINUTECLINIC DIAGNOSTIC OF SC, LLC #2		13	4	24%	17
CARE NOW, INC		13	4	24%	17
INN AT LAKE SEMINOLE SQUARE, THE		17			17
MASSACHUSETTS GENERAL HOSPITAL		1	16	94%	17
CVS MINUTE CLINIC DIAGNOSTIC MED GRP OF CA		16			16
GOOD SAMARITAN SOCIETY		16			16
CVS PHARMACY		1	15	94%	16
UNIVERSITY OF MIAMI MILLER SCHOOL			16	100%	16
ALL FLORIDA FAMILY & SPORTS MEDICINE		15	1	6%	16
JOSEPH MIGNOGNA		13	3	19%	16
NORTHWEST FLORIDA ENT, PA		5	11	69%	16
PROMEDICA LABORATORIES		11	5	31%	16
MILLENNIUM PHYSICIAN GRP LLC NAPLES PINE RIDGE			16	100%	16
CVS MINUTE CLINIC DIAGNOSTIC PA		12	4	25%	16
NOVANT HEALTH GOHEALTH URGENT CARE-HARRISBURG		8	8	50%	16
MEDICINE AT LONGWOOD		16			16
JS HEALTHCARE INC		16			16
DAVITA DIALYSIS		4	12	75%	16
HUNTINGTON URGENT CARE		15	1	6%	16
KETAMINE HEALTH CENTERS AT BONITA SPRINGS, LLC		16			16
TINA'S ASSISTED LIVING FACILITY CORP		16			16
TMH FSU RAPID LABORATORY		2	14	88%	16
ADVENT HEALTH - ZEPHYRHILLS			16	100%	16

# COVID-19: testing by laboratory

Data through Apr 27, 2021 verified as of Apr 28, 2021 at 09:25 AM

Data in this report are provisional and subject to change.

The numbers in the table below represent the number of Florida and non-Florida residents for whom test results were received by the Department of Health. A person can be tested by more than one laboratory and can have both positive and negative results. **Therefore, the sum of the numbers in each column will be larger than the total number of people tested.**

Reporting lab	Inconclusive	Negative	Positive	Percent positive	Total
UNAVAILABLE/UNKNOWN/NO INFORMATION FOUND			16	100%	16
MEDEXPRESS URGENT CARE - LAFAYETTE		15	1	6%	16
HODGES CLUSTER		2	14	88%	16
PRO HEALTH FAMILY PHYSICIANS, NYSTROM		16			16
COMMUNITY HEALTH OF SOUTH FLORIDA INC			16	100%	16
HAWTHORNE INN OF LAKE LAND		16			16
SARASOTA MEDICAL CENTER		6	10	63%	16
CVS NC2357POCT HUNTERSVILLE		14	2	13%	16
SONORA QUEST LABORATORIES			16	100%	16
MINUTECLINIC DIAGNOSTIC OF OKLAHOMA		13	3	19%	16
MEDEXPRESS URGENT CARE LEWISBURG		15	1	6%	16
WELLSTAR NORTH FULTON HOSPITAL LABORAT		15	1	6%	16
LEHIGH VALLEY HOSPITAL		3	13	81%	16
OKEECHOBEE HEALTHCARE FACILITY			16	100%	16
BRYAN WHITFIELD MEMORIAL HOSPITAL		11	5	31%	16
SUFFRIDGE DRIVE GROUP HOME		16			16
CENTRAL JERSEY URGENT CARE OF EATONTOW		15	1	6%	16
NORTHERN WESTCHESTER HOSPITAL LABORATORY		14	2	13%	16
SELECT PHYSICIANS ALLIANCE		16			16
SURGERY CENTER OF CORAL GABLES LLC,THE		12	4	25%	16
BVL PEDIATRICS		14	2	13%	16
INTERNAL MEDICINE ASSOCIATES & SPECIALTIES INC		15	1	6%	16
TGH URGENT CARE - WESTCHASE			16	100%	16
NORTHWEST FLORIDA SLEEP		1	15	94%	16
MINUTE CLINIC DIAGNOSTIC OF SOUTH CAROLINA		12	4	25%	16
INDIANA STATE DEPARTMENT OF HEALTH		1	15	94%	16
MINUTECLINIC DIAGNOSTIC OF TN PC #643		12	4	25%	16
ST AUGUSTINE PLANTATION		1	15	94%	16
CRUCIAL CARE		10	6	38%	16
RICH STREET GROUP HOME		9	7	44%	16
HUDSON VALLEY HOSPITAL CENTER LABORATORY		15	1	6%	16
SRMC AVALON		9	7	44%	16
FLORIDA MEDICAL ASSOCIATES LLC		9	7	44%	16
PANAMA CITY VITAS HOSPICE		16			16
PRESBYTERIAN MEDICAL SERVICES		16			16
BONIFAY NURSING AND REHABILITATION CENTER			16	100%	16
XERA MED RESEARCH			16	100%	16
Lab MSMC Hialeah			16	100%	16
FAST TRACK URGENT CARE CENTER - TYRONE			16	100%	16
URGENT CARE CLINIC OF LINCOLN		14	2	13%	16
LAKEVIEW HEALTH SYSTEMS			16	100%	16
MINNEOLA PLACE A HOMEBRIDGE COMMUNITY		16			16
INFEXIONSHIELD INC.		15			15
PATHLINE			15	100%	15
MILTON 4707		15			15
AJU GEORGE MD PA			15	100%	15
BROOKLYN HOSPITAL CENTER DOWNTOWN CAMPUS		15			15

# COVID-19: testing by laboratory

Data through Apr 27, 2021 verified as of Apr 28, 2021 at 09:25 AM

Data in this report are provisional and subject to change.

The numbers in the table below represent the number of Florida and non-Florida residents for whom test results were received by the Department of Health. A person can be tested by more than one laboratory and can have both positive and negative results. **Therefore, the sum of the numbers in each column will be larger than the total number of people tested.**

Reporting lab	Inconclusive	Negative	Positive	Percent positive	Total
CVS CA9715POCT THOUSAND OAKS		15			15
HAVEN HOSPICE IN CHIEFLAND		9	6	40%	15
GNT ASSOCIATES		14	1	7%	15
BAPTIST PRIMARY CARE PONTE VEDRA		9	6	40%	15
CVS MINUTE CLINIC, LLC		13	2	13%	15
LILY'S PROMISE AL#12775		15			15
LONG ISLAND JEWISH VALLEY STREAM		14	1	7%	15
MINUTE CLINIC LLC #5733		15			15
SINAI HOSPITAL OF BALTIMORE		15			15
HEALTH MED HOME CARE, LLC		15			15
FAMILY CARE			15	100%	15
MEADOWCREST MOLECULAR DIAGNOSTICS, LLC			15	100%	15
NOVALIFE MEDSPA			15	100%	15
HOLLEY-NAVARRE MEDICAL CLINIC		5	10	67%	15
PROHEALTH CARE ASSOCIATES MOBILE		12	3	20%	15
CVS NY491POCT JACKSON HEIGHTS		15			15
EASTLAKE PEDIATRICS - TRINITY		15			15
MINUTECLINIC DIAGNOSTIC OF VIRGINIA, LLC #1416		14	1	7%	15
VERO DIAGNOSTICS		14	1	7%	15
MIAMI BEACH MEDICAL GROUP LLC			15	100%	15
ORLANDO HEALTH		2	13	87%	15
MEDLAB ASSOCIATES LLC		15			15
WELLMED AT PORT ST LUCIE WEST		10	5	33%	15
CARDIOTHORACIC SURGERY OF HYDE PARK			15	100%	15
MINUTE CLINIC DIAGNOSTIC MED GRP		14	1	7%	15
MC DIAGNOSTIC OF CONNECTICUT, PC #1966		15			15
STATEN ISLAND UNIVERSITY HOSPITAL SEGUINE AVE		12	3	20%	15
OPIS ISLAND LAKE CENTER		13	2	13%	15
DELIVER MY MEDS CORP		15			15
TIFT REGIONAL HEALTH SYSTEM, INC		15			15
OAKMONTE VILLAGE OF DAVIE			15	100%	15
PREMIER LABORATORY SERVICES, LLC		5	10	67%	15
Astoria Health and Rehab		15			15
FAMILY CARE CENTER OF ARLINGTON		10	5	33%	15
WALK IN URGENT CARE			15	100%	15
CVS TX8321POCT MCKINNEY		15			15
DIATHERIX		13	2	13%	15
SKIN WELLNESS PHYSICIANS LLC		15			15
MC DIAGNOSTIC OF CONNECTICUT PC #459		15			15
CARENOW URGENT CARE-DONELSON		12	3	20%	15
BAPTIST MEDICAL CENTER EAST		11	4	27%	15
OPTIONS FOR SENIORS INC DBA PALM KREST MANOR		12	3	20%	15
UNIVERSITY HOSPITAL UC HEALTH		11	4	27%	15
ST JOSEPHS HOSP OF ATLANTA/CLINIC LAB		13	2	13%	15
FLORIDA DEPARTMENT OF HEALTH IN HILLSBOROUGH COUNTY		1	14	93%	15
TELEVISIT MALABAR PEDIATRICS		5	10	67%	15
CUSTEAD CARE CENTER HAVEN HOSPICE		12	3	20%	15



# COVID-19: testing by laboratory

Data through Apr 27, 2021 verified as of Apr 28, 2021 at 09:25 AM

Data in this report are provisional and subject to change.

The numbers in the table below represent the number of Florida and non-Florida residents for whom test results were received by the Department of Health. A person can be tested by more than one laboratory and can have both positive and negative results. **Therefore, the sum of the numbers in each column will be larger than the total number of people tested.**

Reporting lab	Inconclusive	Negative	Positive	Percent positive	Total
CVS MINUTE CLINIC DIAGNOSTIC OF VIRGINIA		15			15
WALGREENS #07936		14	1	7%	15
LAKE NONA MEDICAL SERVICE LLC		13	2	13%	15
LAKE CO SCHOOLS EMPLOYEE HEALTH & WELLNESS CENTER	1	11	3	20%	15
GADSDEN REGIONAL MEDICAL CENTER		15			15
BESSENT ROAD GROUP HOME		15			15
ALAN L MELOTEK MD		14			14
MONTEFIORE MEDICAL CENTER LABORATORIES - WEILER		10	4	29%	14
LEE MEMORIAL HEALTH SYSTEM D/B/A		12	2	14%	14
METHODIST MEDICAL CENTER		11	3	21%	14
VIGILINT HEALTHCARE		12	2	14%	14
NIGHT OWL PEDIATRICS URGENT CARE			14	100%	14
FLORIDA KEYS CONCIERGE MEDICINE, LLC		12	2	14%	14
IGENEX INC		14			14
LUCID DIAGNOSTICS LABS			14	100%	14
CVS HEALTH MINUTE CLINIC		1	13	93%	14
SIGMUND LABS LLC		14			14
ATMORE NURSING CENTER		13	1	7%	14
LIFE'S SPECIAL MOMENTS INC		14			14
TALLAHASSEE PRIMARY CARE ASSOCIATES PA		12	2	14%	14
PARROTT MEDICAL CLINIC			14	100%	14
EPIPHANY HEALTH		8	6	43%	14
STEWART MELBOURNE HOSPITAL, INC	1		13	93%	14
BOCA SIMON		2	12	86%	14
ARNOT OGDEN MEDICAL CENTER LABORATORY		14			14
The Evangelical Lutheran Good Samaritan Society		14			14
TLC FAMILY CARE HOME INC		14			14
CVS NC187POCT CHARLOTTE		13	1	7%	14
MEDI-DRUG INC		12	2	14%	14
Heartland Healthcare Center Boca Raton		2	12	86%	14
FAMILY MEDICINE OF WESTON LLC		6	8	57%	14
SAVANNAH STATE UNIVERSITY, COUNSELING		14			14
Solaris Healthcare Pensacola			14	100%	14
MIRACLE ALF INC		14			14
CARENOW URGENT CARE-WEST END		9	5	36%	14
ST CLOUD MEDICAL GROUP		12	2	14%	14
INHEALTH LIFE SCIENCES		6	8	57%	14
BELLEVUE HOSPITAL CENTER DEPARTMENT		14			14
POLK CHD BARTOW		13	1	7%	14
MINUTE CLINIC OF KANSAS PA		8	6	43%	14
SUMMIT ATLANTIC SURGERY CENTER		14			14
NEW YORK PRESBYTERIAN - LOWER MANHATTAN		14			14
DYNAMIC DNA LAB		1	13	93%	14
MINUTECLINIC DIAGNOSTIC OF TN, PC 6438		12	2	14%	14
FAMILY PRACTICE ON THE GO		6	8	57%	14
ACCESS HOME HEALTH OF FLORIDA LLC		14			14
NORTHSIDE HOSPITAL FORSYTH		12	2	14%	14

# COVID-19: testing by laboratory

Data through Apr 27, 2021 verified as of Apr 28, 2021 at 09:25 AM

Data in this report are provisional and subject to change.

The numbers in the table below represent the number of Florida and non-Florida residents for whom test results were received by the Department of Health. A person can be tested by more than one laboratory and can have both positive and negative results. **Therefore, the sum of the numbers in each column will be larger than the total number of people tested.**

Reporting lab	Inconclusive	Negative	Positive	Percent positive	Total
SOMA MEDICAL CENTER, P.A.			14	100%	14
HAVEN HOSPICE			14	100%	14
HEALTHFIRST ADVENT HEALTH CENTRA CARE COCOA BEACH			14	100%	14
MINUTECLINIC DIAGNOSTIC OF TN, PC 4992		14			14
DESOTO HEALTH AND REHAB LLC		9	5	36%	14
MED TECH SERVICES OF PALM BEACH INC		14			14
NORTHWESTERN MEMORIAL HOSPITAL			14	100%	14
CITY OF WEST PALM BEACH EMPLOYEE & FAMILY HEALTH		14			14
FG RAPID RESULTS LLC		8	6	43%	14
SOUTHEASTERN UNIVERSITY INC		14			14
CVS TN5639POCT FARRAGUT		11	3	21%	14
NEMOURS CHILDREN'S URGENT			14	100%	14
HORIZON MEDICAL GROUP		12	2	14%	14
RIVERSIDE COTTAGES AT THE SHORES, LLC			14	100%	14
MADISON COUNTY HEALTH DEPARTMENT		7	7	50%	14
NORTH COUNTRY FAMILY HEALTH CENTER INC		14			14
PT&J REHAB - VILLAGE OF ROYAL PALM BEACH		12	2	14%	14
SOUTHEASTERN LABORATORY			14	100%	14
ALASKA PUBLIC HEALTH LAB		1	13	93%	14
ADVICE FOR OPTIMAL WELLNESS		11	3	21%	14
MELBOURNE FAMILY PRACTICE		12	2	14%	14
PALATKA VA CBOC		13	1	7%	14
UNIVERSITY HOSPITALS OF CLEVELAND		8	6	43%	14
MC DIAGNOSTIC OF CONNECTICUT, PC # 257		13	1	7%	14
SARASOTA - ROBERT L TAYLOR COMMUNITY CENTER		1	13	93%	14
CVS GA2108POCT NORCROSS		11	3	21%	14
KAILOS GENETICS INC		11	3	21%	14
WELLSTAR COBB HOSPITAL		12	2	14%	14
QUEENS UNIVERSITY OF CHARLOTTE		14			14
Hackensack Umc Mountainside		13	1	7%	14
PROMUS DIAGNOSTICS, LLC			14	100%	14
ST JOSEPH WOMENS HOSPITAL			14	100%	14
SHIELDT3 LLC		14			14
WESTERN NEW YORK IMMEDIATE MEDICAL CAR		13	1	7%	14
SAMARITAN MEDICAL CENTER		13			13
MINUTECLINIC LLC (1435)		12	1	8%	13
MINUTECLINIC DIAGNOSTIC OF RHODE ISLAND		10	3	23%	13
ORCHID COVE		3	10	77%	13
COMPASS URGENT CARE		8	5	38%	13
MEYER PEDIATRICS CHTD		11	2	15%	13
MEDLABS DIAGNOSTICS		11	2	15%	13
SHELBY COUNTY HEALTH CARE CORPORATION		10	3	23%	13
SOUTHEAST FAMILY HEALTHCARE CENTER			13	100%	13
OWL NOW URGENT CARE		5	8	62%	13
ROBINSON FAMILY CLINIC PA		5	8	62%	13
St Joseph's Hospital & Medical Center		12	1	8%	13
MINUTECLINIC, LLC, DBA MINUTECLINIC #6106		11	2	15%	13

# COVID-19: testing by laboratory

Data through Apr 27, 2021 verified as of Apr 28, 2021 at 09:25 AM

Data in this report are provisional and subject to change.

The numbers in the table below represent the number of Florida and non-Florida residents for whom test results were received by the Department of Health. A person can be tested by more than one laboratory and can have both positive and negative results. **Therefore, the sum of the numbers in each column will be larger than the total number of people tested.**

Reporting lab	Inconclusive	Negative	Positive	Percent positive	Total
MEDEXPRESS URGENT CARE - CHRISTIANBURG		9	4	31%	13
MEDEXPRESS URGENT CARE - PANTOPS		12	1	8%	13
ROCKLEDGE		3	10	77%	13
AVALON MEDICAL WALK IN CLINIC			13	100%	13
CAN COMMUNITY HEALTH, INC		11	2	15%	13
GULF COAST MEDICAL GROUP		5	8	62%	13
NATIONAL GENETICS INST LABCORP		4	9	69%	13
BENNETT PEDIATRICS		13			13
BAPTIST HEALTH			13	100%	13
ESCAMBIA COMMUNITY CLINIC		2	11	85%	13
FLORIDA STATE HOSPITAL			13	100%	13
MERCY MEDICAL CENTER		6	7	54%	13
MHHS All Lab Subsection		13			13
VILLA OF KINGS AND QUEENS OF DELRAY		13			13
MINUTECLINIC DIAGNOSTIC OF NORTH CAROLINA, PC		12	1	8%	13
MINUTECLINIC, LLC, MINUTECLINIC #7637		11	2	15%	13
PHELPS HOSPITAL LABORATORY		11	2	15%	13
VALDOSTA FAMILY MEDICINE		1	12	92%	13
CVS MINUTE CLINIC DIAGNOSTIC OF TN #3293		12	1	8%	13
TOXUSALABS DBA CONNECTDX LABS		11	2	15%	13
LANE PEDIATRICS PA		1	12	92%	13
THE POINTE AT CEDAR PARK		13			13
COVANCE CENTRAL LABORATORY			13	100%	13
MINUTECLINIC DIAGNOSTIC OF GEORGIA, LL		11	2	15%	13
BARRANCO CLINIC,THE	3	9	1	8%	13
MINUTECLINIC, LLC, DBA MINUTECLINIC #2		11	2	15%	13
MINUTECLINIC, LLC #1492		13			13
ST CLOUD COMPOUNDING PHARMACY & WELLNESS CENTER		12	1	8%	13
PARKWEST MEDICAL CENTER		11	2	15%	13
Signature Healthcare of Savannah		13			13
TAPESTRY TALLAHASSEE WALDEN		13			13
Sunnyside Care Center		13			13
MEDEXPRESS URGENT CARE - BENTON HARBOR		13			13
HARBOR CHASE OF JACKSONVILLE			13	100%	13
MOODY MANOR		13			13
MINUTE-CLINIC DIAGNOSTIC OF VIRGINIA, LLC		13			13
URGENT MEDICAL CENTER INC		5	8	62%	13
CVS HEALTH, #2043		13			13
RED MOUNTAIN DIAGNOSTICS		13			13
MINUTE CLINIC DIAGNOSTIC OF SC, LLC #42		12	1	8%	13
CVS MINUTE CLINIC DIAGNOSTIC PA #3060		11	2	15%	13
IN-OFFICE LAB		12	1	8%	13
AVENTURA HOSPITAL AND MEDICAL CENTER			13	100%	13
EAR NOSE AND THROAT ASSOCIATES OF MANATEE, P.A.		10	3	23%	13
Crestwood Nursing Center		7	6	46%	13
CULINARY INSTITUTE OF AMERICA STUDENT	3	10			13
ORMOND MEDICAL ARTS		3	10	77%	13

# COVID-19: testing by laboratory

Data through Apr 27, 2021 verified as of Apr 28, 2021 at 09:25 AM

Data in this report are provisional and subject to change.

The numbers in the table below represent the number of Florida and non-Florida residents for whom test results were received by the Department of Health. A person can be tested by more than one laboratory and can have both positive and negative results. **Therefore, the sum of the numbers in each column will be larger than the total number of people tested.**

Reporting lab	Inconclusive	Negative	Positive	Percent positive	Total
NORTHEAST PEDIATRICS			13	100%	13
WORLD WRESTLING ENTERTAINMENT			13	100%	13
CROSS CARE CENTER			13	100%	13
CORAL LANDING ASSISTED LIVING		11	2	15%	13
MINUTE-CLINIC DIAGNOSTIC OF VIRGINIA, LLC #2003		10	3	23%	13
ALL 4 KIDZ PEDIATRICS		9	4	31%	13
DEVEREUX FLORIDA CHILDRENS CENTER			13	100%	13
MEDEXPRESS URGENT CARE - SALEM		9	4	31%	13
MAINSTREET FAMILY SELECT		1	12	92%	13
MINUTE CLINIC LLC #2775		12	1	8%	13
AFC URGENT CARE - CEDAR GROVE		11	2	15%	13
CONSULATE HEALTH CARE OF PENSACOLA			13	100%	13
BROOKDALE DELAND			13	100%	13
SANDGATE GARDENS REHAB & NURSING CENTER		3	10	77%	13
MONTEFIORE NYACK HOSPITAL AFFILIATED LABORATORY		12	1	8%	13
EFFINGER HEALTH, PA		13			13
RDX BIOSCIENCE INC		10	3	23%	13
LAKELAND REGIONAL HEALTH GRASSLANDS		12	1	8%	13
THE PLAZA AT PARKSQUARE		13			13
GLENBROOKE AT PALM BAY			13	100%	13
MISSOURI DEPARTMENT OF HEALTH AND SENIOR SERVICES			13	100%	13
CLINICAL LABORATORY SERVICES			13	100%	13
MINUTE CLINIC LLC #5706		11	2	15%	13
RUSSELL MEDICAL CENTER		11	1	8%	12
DEPARTMENT OF PUBLIC HEALTH		12			12
FLORIDA DEPARTMENT OF HEALTH WASHINGTON COUNTY		7	5	42%	12
CVS MINUTE CLINIC, LLC #22		11	1	8%	12
TMH PHYSICIAN PARTNERS - MONTICELLO		10	2	17%	12
CLEVELAND TENNESSEE HOSPITAL COMPANY		11	1	8%	12
THE POTTER'S HOUSE AT CANNON POINT		12			12
MEDEXPRESS URGENT CARE - MONROE		12			12
SUMTER COUNTY HEALTH DEPARTMENT		7	5	42%	12
Rosewood Healthcare and Rehabilitation Center		5	7	58%	12
DYNAMIC HEALTH CENTERS INC		8	4	33%	12
NAPLES GREEN VILLAGE		12			12
WANTAGH URGENT CARE		9	3	25%	12
FAMILY MEDICINE AT LONGWOOD			12	100%	12
CAPE CORAL URGENT CARE		9	3	25%	12
MEDEXPRESS URGENT CARE CHARLESTON		8	4	33%	12
ST. PETERSBURG PEDIATRICS			12	100%	12
PANCARE HEALTH - WEWA ELEMENTARY			12	100%	12
MINUTECLINIC DIAGNOSTIC OF VIRGINIA		12			12
CARLOS PORTU MD, PLLC			12	100%	12
Atlanta VAMC		7	5	42%	12
IREPERTOIRE_MOL_LAB		12			12
Lady Lake Specialty Care			12	100%	12
FAMILY MEDICINE AT HUNTERS CREEK		12			12

# COVID-19: testing by laboratory

Data through Apr 27, 2021 verified as of Apr 28, 2021 at 09:25 AM

Data in this report are provisional and subject to change.

The numbers in the table below represent the number of Florida and non-Florida residents for whom test results were received by the Department of Health. A person can be tested by more than one laboratory and can have both positive and negative results. **Therefore, the sum of the numbers in each column will be larger than the total number of people tested.**

Reporting lab	Inconclusive	Negative	Positive	Percent positive	Total
QHG OF ENTERPRISE INC (DBA MEDICAL CTR		12			12
CVS TX7162POCT HOUSTON		12			12
ADVENTIST HEALTH SYSTEM FLORIDA DEPT OF HEALTH		7	5	42%	12
MINUTECLINIC DIAGNOSTIC OF NEW MEXICO		12			12
CVS MINUTE CLINIC DIAG OF IND, LLC #6549		11	1	8%	12
VA Primary Care Clinic at Meharry		11	1	8%	12
RICHMOND UNIVERSITY MEDICAL CENTER		10	2	17%	12
MEDEXPRESS URGENT CARE-ALTOONA		10	2	17%	12
PHASE2 LABS	2	8	2	17%	12
FLORIDA DEPT OF HEALTH		4	8	67%	12
APPLE DIAGNOSTICS LAB		5	7	58%	12
ORLANDO FAMILY MEDICAL INC		12			12
GEORGE W FERGUSON MD-CONCIERGE MEDICAL SERVICES PL		11	1	8%	12
FAMILY PRACTICE OF DAVIE INC			12	100%	12
VIBRANT AMERICA		10	2	17%	12
ADVENTHEALTH MEDICAL GROUP CARE CLINIC AT		8	4	33%	12
VERITAS RESEARCH CORP			12	100%	12
MINUTE CLINIC DIAGNOSTIC OF NORTH CAROLINA		12			12
CVS MINUTE CLINIC DIAGNOSTIC MED GRP OF SAN		10	2	17%	12
MINUTECLINIC DIAGNOSTIC OF ILLINOIS LL		10	2	17%	12
BROWARD DIALYSIS			12	100%	12
URGENT TEAM MANAGEMENT OF TENNESSEE		10	2	17%	12
HIRAM COLLEGE HEALTH CENTER (ABBOTT)		12			12
CARENOW URGENT CARE-HERMITAGE		8	4	33%	12
CARE FAST MURABELLA		7	5	42%	12
CVS MINUTE CLINIC DIAGNOSTIC		11	1	8%	12
MEDEXPRESS URGENT CARE-LATROBE		11	1	8%	12
WALGREEN #6538		12			12
CVS TN5601POCT LENOIR CITY		10	2	17%	12
MC DIAGNOSTIC OF CONNECTICUT , PC # 3		10	2	17%	12
Maury Regional Hospital		6	6	50%	12
MINUTECLINIC DIAGNOSTIC OF TN PC #240		10	2	17%	12
CARROLL GARDENS URGENT CARE		12			12
MI2297090CV HOLLAND-23D2189684		12			12
MINUTECLINIC DIAG OF IND, LLC #6697		12			12
ACCENTCARE		12			12
JOHN W NORRIS III MD PA	1		11	92%	12
MEDEXPRESS URGENT CARE MONACA		12			12
WOODLAND TOWERS		6	6	50%	12
MERIDIAN AT WATERWAYS, THE		10	2	17%	12
BROOKDALE CITRUS			12	100%	12
LEON CHD		12			12
ST LUKES ROOSEVELT LABORATORY		9	3	25%	12
COLLIER COUNTY HEALTH DEPT.		7	5	42%	12
LIFE CARE OF PORT SAINT LUCIE		3	9	75%	12
GENESIS		8	4	33%	12
MINUTECLINIC DIAGNOSTIC OF TN PC #386		11	1	8%	12



# COVID-19: testing by laboratory

Data through Apr 27, 2021 verified as of Apr 28, 2021 at 09:25 AM

Data in this report are provisional and subject to change.

The numbers in the table below represent the number of Florida and non-Florida residents for whom test results were received by the Department of Health. A person can be tested by more than one laboratory and can have both positive and negative results. **Therefore, the sum of the numbers in each column will be larger than the total number of people tested.**

Reporting lab	Inconclusive	Negative	Positive	Percent positive	Total
SENIOR HOME CARE INC		12			12
BAYONET POINT HOSPITAL			12	100%	12
MINUTECLINIC DIAGNOSTIC OF PA, LLC (1036)		10	2	17%	12
MINUTECLINIC, LLC #244		11	1	8%	12
SUNCOAST COMMUNITY HEALTH CENTERS INC		2	10	83%	12
FHCP-PORT ORANGE		3	9	75%	12
VILLA HEALTH NH LLC		10	2	17%	12
OHIO STATE UNIVERSITY MEDICAL CENTER			12	100%	12
ACADIAN DIAGNOSTIC LABORATORIES		8	4	33%	12
LONGWOOD PEDIATRICS LLC			12	100%	12
MINUTECLINIC DIAGNOSTIC OF TN, PC 6304		10	2	17%	12
MINUTE CLINIC LLC #6765		12			12
GLEN OAKS HEALTH AND REHABILITATION CENTER			12	100%	12
BRITO MEDICAL CENTER		10	2	17%	12
ST PETER'S UNIVERSITY HOSPITAL		9	3	25%	12
SUWANNEE COUNTY JAIL		11	1	8%	12
LAB UNKNOWN		1	11	92%	12
SAMARITAN HOSPITAL LABORATORY		11	1	8%	12
PALM BEACH PATHOLOGY		9	2	18%	11
ELITE HOME HEALTH SERVICES		11			11
CVS CA9165POCT SAN DIEGO		11			11
MINUTECLINIC DIAGNOSTIC OF ILLINOIS		9	2	18%	11
TELEVISIT PALM BAY FAMILY PRACTICE		9	2	18%	11
NIGHT LITE PEDIATRICS CENTER, LLC		1	10	91%	11
ORLANDO HEALTH PHYSICIAN ASSOCIATES		4	7	64%	11
VITALANT		1	10	91%	11
ASSOCIATES IN MEDICINE		7	4	36%	11
PASSPORT HEALTH			11	100%	11
MINUTECLINIC, DIAGNOSTIC OF TEXAS, LL		10	1	9%	11
PRIMECARE ACQUISITION FAMILY PRACTICE INC		11			11
MONROE COUNTY HOSPITAL		8	3	27%	11
MINUTECLINIC DIAGNOSTICS OF IND, LLC		11			11
WELLMED AT SOUTH PARSONS		9	2	18%	11
MINUTECLINIC DIANOSTIC OF VIRGINA, LL		10	1	9%	11
GENOPTIX MEDICAL LABORATORY		10	1	9%	11
CVS GA2147POCT KENNESAW		7	4	36%	11
CARENOW URGENT CARE-GREEN HILLS		10	1	9%	11
PUTNAM COUNTY HEALTH DEPARTMENT		11			11
FAMILY HEALTH CENTER AT PORT ST JOHN		4	7	64%	11
PHYSICIANS REGIONAL MEDICAL CTR - COLLIER BLVD			11	100%	11
VITAS HEALTH INC		5	6	55%	11
NEW HAMPSHIRE DEPARTMENT OF HEALTH AND HUMAN SERVICES		3	8	73%	11
VIRTUA WEST JERSEY HOSPITAL VOORHEES		9	2	18%	11
PINELLAS COUNTY HEALTH DEPARTMENT		2	9	82%	11
St. Annes Nursing Center, St. Annes Residence, Inc.		11			11
ILLINOIS DEPT OF PUBLIC HEALTH LAB - SPRINGFIELD			11	100%	11
MICHIGAN DEPARTMENT OF COMMUNITY HEALTH		1	10	91%	11

# COVID-19: testing by laboratory

Data through Apr 27, 2021 verified as of Apr 28, 2021 at 09:25 AM

Data in this report are provisional and subject to change.

The numbers in the table below represent the number of Florida and non-Florida residents for whom test results were received by the Department of Health. A person can be tested by more than one laboratory and can have both positive and negative results. **Therefore, the sum of the numbers in each column will be larger than the total number of people tested.**

Reporting lab	Inconclusive	Negative	Positive	Percent positive	Total
MONROE COUNTY FIRE RESCUE		10	1	9%	11
TRIDENT BIOMETRICS		10	1	9%	11
THE TERRACE OF SAINT CLOUD		9	2	18%	11
UNIVERSITY CENTRA CARE		10	1	9%	11
MINUTECLINIC DIAGNOSTIC OF MINNESOTA		11			11
MEDEXPRESS URGENT CARE - WINCHESTER GATEWAY		9	2	18%	11
THOMAS JEFFERSON UNIVERSITY HOSPITAL		4	7	64%	11
AZALEA HEALTH		2	9	82%	11
CLAYMED OF NORTH FLORIDA			11	100%	11
MEDEXPRESS URGENT CARE - MAPLE DRIVE		10	1	9%	11
ALACHUA			11	100%	11
WATSON HEALTHCARE		8	3	27%	11
UMHC/SYLVESTER AT KENDALL		1	10	91%	11
CURATIVE		1	10	91%	11
MOUNT DORA PEDIATRICS		9	2	18%	11
BRIDGE DIAGNOSTICS			11	100%	11
DOCTORS EXPRESS OF ST PETERSBURG		1	10	91%	11
UNIVERSITY OF MIAMI MILLER SCHOOL OF MEDICINE			11	100%	11
NORTH OKALOOSA PHYSICIAN GROUP		10	1	9%	11
PRIME MEDICAL CARE, LLC		11			11
CVS TN2179POCT MURFREESBORO		10	1	9%	11
CENTRAL JERSEY URGENT CARE		10	1	9%	11
MINUTECLINIC DIAGNOSTIC OF MAINE, LLC		9	2	18%	11
MINUTECLINIC #8760		11			11
OPTUM PRIMARY CARE		1	10	91%	11
WINKLER COURT□		9	2	18%	11
BOCA RATON REGIONAL HOSPITAL LAB			11	100%	11
KIDSVILLE PEDIATRICS			11	100%	11
JBSA-SAM HOUSTON			11	100%	11
BENSONHURST URGENT CARE		10	1	9%	11
SEMINOLE COUNTY CORRECTIONAL FACILITY		1	10	91%	11
METHODIST HOSPITAL			11	100%	11
HEALTH NETWORK LABORATORIES		7	4	36%	11
Manor Care of Dunedin		7	4	36%	11
NHC HealthCare Anniston		11			11
COMMUNITY CARE CENTER□		11			11
FYZAMEDICAL, LLC		8	3	27%	11
CVS MINUTE CLINIC DIAGNOSTIC OF TEXAS,LLC		9	2	18%	11
MERCY HEALTH—MUSKEGON		7	4	36%	11
ASSOCIATES MD CYPRESS CREEK			11	100%	11
DMH STEINHATCHEE FAMILY MEDICINE		8	3	27%	11
TROPICANA		5	6	55%	11
MINUTECLINIC DIAGNOSTIC OF NEW JERSEY, LLC # 7069		11			11
WALGREENS #06416		11			11
MINUTECLINIC DIAGNOSTIC OF VIRGINIA, LLC #255		11			11
CVS M08590POCT KANSAS CITY		7	4	36%	11
CVS CA9113POCT CHULA VISTA		11			11

# COVID-19: testing by laboratory

Data through Apr 27, 2021 verified as of Apr 28, 2021 at 09:25 AM

Data in this report are provisional and subject to change.

The numbers in the table below represent the number of Florida and non-Florida residents for whom test results were received by the Department of Health. A person can be tested by more than one laboratory and can have both positive and negative results. **Therefore, the sum of the numbers in each column will be larger than the total number of people tested.**

Reporting lab	Inconclusive	Negative	Positive	Percent positive	Total
CROSSROADS URGENT CARE, PLLC		11			11
PICHARDO CLINIC, THE		9	2	18%	11
WALK IN MEDICAL URGENT CARE PC		11			11
COLLIER HMA PHYSICIAN MANAGEMENT, LLC		2	9	82%	11
ALBION COLLEGE (ABBOTT)		11			11
MINUTECLINIC, LLC #1470		10	1	9%	11
CULVER-STOCKTON COLLEGE		9	2	18%	11
APPALACHIAN REGIONAL HEALTHCARE SYSTEM		10	1	9%	11
HNL LAB MEDICINE		8	3	27%	11
CVS PA1671POCT LANCASTER		11			11
AIM LABORATORIES			11	100%	11
CVS SC4286POCT EASLEY		5	6	55%	11
WINTER PARK CARE AND REHABILITATION			11	100%	11
REDMED CLINIC OF ARLINGTON		10	1	9%	11
STUYVESANT URGENT CARE		11			11
BIOTECH CLINICAL LABORATORIES, INC.		1	10	91%	11
MEDICAL CENTER AFFILIATES WEST PALM			11	100%	11
CREATIVE TESTING SOLUTIONS		4	7	64%	11
UF HEALTH		1	10	91%	11
ALCOVE ASSISTED LIVING FACILITY		11			11
ATHENS VETERINARY DIAGNOSTIC LABORATOR		11			11
WALGREENS #04176		8	3	27%	11
MEDEXPRESS URGENT CARE - BEECH GROVE		10	1	9%	11
45TH 1		11			11
ST VINCENT'S ST CLAIR		8	3	27%	11
MEDEXPRESS URGENT CARE - FORT WORTH S		9	2	18%	11
CARINGTON MANOR		11			11
GUIDANCE / CARE CENTER, INC		11			11
SEMORAN FAMILY HEALTH LLC		10	1	9%	11
MINUTE-CLINIC DIAGNOSTIC OF VIRGINIA,		10	1	9%	11
MINUTE CLINIC LLC # 2033		10	1	9%	11
MINUTECLINIC DIAGNOSTIC OF NEW JERSEY,		10	1	9%	11
Westchester General Hospital			11	100%	11
NIGHT LITE PEDIATRICS CENTER		1	10	91%	11
MINUTECLINIC MINUTECLINIC #8505		8	2	20%	10
BLOOMIN BRANDS WELLNESS CENTER		9	1	10%	10
ONEIDA HEALTHCARE CENTER		8	2	20%	10
WALK-IN MEDICAL CARE			10	100%	10
PLYMOUTH HARBOR INCORPORATED		9	1	10%	10
BLOOMINGDALE PEDIATRIC ASSOCIATES PA			10	100%	10
MEDEXPRESS URGENT CARE-KATY		7	3	30%	10
MINUTECLINIC DIAG OF IND, LLC #2387		8	2	20%	10
CHILDREN'S HEALTHCARE OF ATLANTA/EGLESTON		10			10
MEDEX REGIONAL LABORATORIES LLC		1	9	90%	10
FRESENIUS KIDNEY CARE DUNEDIN			10	100%	10
LEE COMMUNITY HEALTHCARE INC DUNBAR		8	2	20%	10
ACM MEDICAL LABORATORY ALLIANCE		7	3	30%	10

# COVID-19: testing by laboratory

Data through Apr 27, 2021 verified as of Apr 28, 2021 at 09:25 AM

Data in this report are provisional and subject to change.

The numbers in the table below represent the number of Florida and non-Florida residents for whom test results were received by the Department of Health. A person can be tested by more than one laboratory and can have both positive and negative results. **Therefore, the sum of the numbers in each column will be larger than the total number of people tested.**

Reporting lab	Inconclusive	Negative	Positive	Percent positive	Total
UNIVERSITY MEDICAL CENTER		8	2	20%	10
SUPERIOR RESIDENCES OF CLERMONT		2	8	80%	10
STPET		8	2	20%	10
MINUTECLINIC #788		8	2	20%	10
CVS SC7556POCT WEST COLUMBIA		9	1	10%	10
MEDEXPRESS URGENT CARE, JOHNSTOWN		9	1	10%	10
MAINSTREET FAMILY CARE			10	100%	10
CVS NC7051POCT WAKE FOREST		10			10
LUXOR SCIENTIFIC LLC		1	9	90%	10
BELLE GLADES HEALTH CLINIC			10	100%	10
MINUTECLINIC DIAGNOSTIC OF NORTH CAROLINA PC #5341		7	3	30%	10
PRORENATA LABS		2	8	80%	10
VENICE GREEN VILLAGE		3	7	70%	10
BERRYHILL MANOR		10			10
ARBORS OF GULF BREEZE, THE		8	2	20%	10
LAKE BALDWIN CBOC		9	1	10%	10
JOHNS HOPKINS ALL CHILDRENS			10	100%	10
MEDEXPRESS URGENT CARE - FAYETTEVILLE		8	2	20%	10
OKLAHOMA STATE DEPARTMENT OF HEALTH-PUBLIC HEALTH LABORATORY			10	100%	10
CVS PA6902POCT BRYN MAWR		8	2	20%	10
KEY TRAINING CENTER			10	100%	10
MINUTECLINIC, LLC #4682		5	5	50%	10
URGENT CARE CENTER AT PINNACLE		4	6	60%	10
ARCHBOLD MEMORIAL HOSPITAL/LAB		3	7	70%	10
CARESOUTH HHA HOLDINGS OF THE BAY AREA LLC		10			10
MINUTECLINIC, LLC, DBA MINUTECLINIC #4		9	1	10%	10
KR AT COLLEGE HARBOR		10			10
CARENOW URGENT CARE-MT JULIET		8	2	20%	10
PIEDMONT ATHENS REGIONAL MEDICAL		8	2	20%	10
MINUTECLINIC DIAGNOSTIC OF TN PC #5671		6	4	40%	10
CORONA PATHOLOGY		10			10
ADVENTHEALTH MEDICAL GROUP INTERNAL MEDICINE		8	2	20%	10
EXPRESS TEST			10	100%	10
MINUTECLINIC LLC #5176		7	3	30%	10
VETERNANS ADMINISTRATION			10	100%	10
Avalon Healthcare and Rehabilitation Center			10	100%	10
MINUTECLINIC LLC # 3401		10			10
CBC LAB		3	7	70%	10
CVS SC7334POCT LEXINGTON		9	1	10%	10
MOLECULAR PATHOLOGY LABORATORY			10	100%	10
PBC PREMIER FAMILY HEALTH			10	100%	10
HCR MANORCARE		10			10
MINUTECLINIC DIAGNOSTIC OF OHIO #3407		9	1	10%	10
CVS TX8351POCT BEAUMONT		9	1	10%	10
ELLIS HOSPITAL LABORATORY		9	1	10%	10
BROOKDALE PANAMA CITY		9	1	10%	10
LAWRENCE TECHNOLOGICAL UNIVERSITY		10			10

# COVID-19: testing by laboratory

Data through Apr 27, 2021 verified as of Apr 28, 2021 at 09:25 AM

Data in this report are provisional and subject to change.

The numbers in the table below represent the number of Florida and non-Florida residents for whom test results were received by the Department of Health. A person can be tested by more than one laboratory and can have both positive and negative results. **Therefore, the sum of the numbers in each column will be larger than the total number of people tested.**

Reporting lab	Inconclusive	Negative	Positive	Percent positive	Total
TENNESSEE DEPARTMENT OF HEALTH (TDH) - CENTRAL LABORATORY		2	8	80%	10
MINUTE CLINIC LLC #4017		10			10
ANY LAB TEST NOW INC			10	100%	10
BROWARD MEDICAL AND URGENT CARE		10			10
BEAUMONT LABORATORY			10	100%	10
SOUTH FLORIDA ENT ASSOCIATES, INC			10	100%	10
CVS CT1123POCT SOUTHBURY		10			10
MEDEXPRESS URGENT CARE - WASHINGTON		8	2	20%	10
SAVANNAH MANOR ASSISTED LIVING COMMUNITY			10	100%	10
ST JOSEPH'S HOSPITAL NORTH LABORATORY			10	100%	10
THE MARY IMOGENE BASSETT HOSPITAL		10			10
ISLAND COAST PEDIATRICS IN-HOUSE LAB		10			10
WHEELER LABORATORY		9	1	10%	10
BROWARD HEALTH CARE			10	100%	10
RPC@HODGES		2	8	80%	10
NATURE COAST REGIONAL MEDICAL CENTER		1	9	90%	10
CVS OH3301POCT WOODMERE		10			10
WILLIAMSBURGH CHAI CARE		9	1	10%	10
ACCESS PHARMACY		10			10
ROSEMONT GARDENS INC		9	1	10%	10
GOLDMAN SACHS HEALTH CENTER	1	9			10
MINUTE CLINIC, LLC #4650		9	1	10%	10
HIGH TOWER ALF LLC		9	1	10%	10
COMMUNITY HEALTH CENTER		2	8	80%	10
MEDEXPRESS URGENT CARE PARKERSBURG		8	2	20%	10
KEY WEST URGENT CARE, INC		3	7	70%	10
CHRISTUS ST VINCENT LABORATORY - ZIA		10			10
EMERGENCY MEDICAL CENTER		4	6	60%	10
CUMBERLAND HEIGHTS		10			10
GLADES COUNTY DETENTION CENTER		1	9	90%	10
MEDICAL LABORATORY DIAGNOSTICS			10	100%	10
PALM BEACH CDH - DELRAY BEACH			10	100%	10
ILLINOIS DEPARTMENT OF PUBLIC HEALTH		2	8	80%	10
GILCHRIST COUNTY FIRE DEPARTMENT		4	6	60%	10
MC DIAGNOSTIC OF CONNECTICUT, PC #1043		10			10
MINUTE CLINIC DIAG OF IND LLC #8674		10			10
AMERICAN HOUSE FORT MYERS		10			10
ELEMENT PRIMARY CARE LLC		9	1	10%	10
DES PLAINES CLINICAL LAB		3	7	70%	10
IMMUNOGENOMICS LLC		6	4	40%	10
FLORIDA CLINICAL LAB		1	9	90%	10
PALMS WEST HOSPITAL			10	100%	10
FLEMING ISLAND CENTER FOR CLINICAL RESEARCH		10			10
CHEMISYS LABORATORIES		2	8	80%	10
NOT INDICATED		1	9	90%	10
NORTON HEALTHCARE			10	100%	10
DOH-TAMPA BRANCH LABORATORY (MLK BLVD)		4	6	60%	10



# COVID-19: testing by laboratory

Data through Apr 27, 2021 verified as of Apr 28, 2021 at 09:25 AM

Data in this report are provisional and subject to change.

The numbers in the table below represent the number of Florida and non-Florida residents for whom test results were received by the Department of Health. A person can be tested by more than one laboratory and can have both positive and negative results. **Therefore, the sum of the numbers in each column will be larger than the total number of people tested.**

Reporting lab	Inconclusive	Negative	Positive	Percent positive	Total
MOSOLF PEDIATRICS			10	100%	10
ORLANDO MEDICAL CENTER PL		1	9	90%	10
NORTHSIDE HOSPITAL ATLANTA		4	6	60%	10
BETTER AT HOME		10			10
WALGREENS #10972	1	9			10
NASCAR EVENT MANAGEMENT, LLC		10			10
CITY OF TALLAHASSEE		10			10
VASCONCELLO COHEN MD PA		9	1	10%	10
CVS TX7827POCT ROUND ROCK		10			10
SOMA MEDICAL CENTER PA #4			10	100%	10
PANCARE HEALTH - VERNON ELEMENTARY			10	100%	10
DOMINICAN COLLEGE STUDENT HEALTH CENTE		8	2	20%	10
NEW JERSEY DEPARTMENT OF HEALTH COMMUNICABLE DISEASE SERVICE		3	7	70%	10
BETH ISRAEL MEDICAL CENTER LABS		9	1	10%	10
ALABAMA DEPARTMENT OF PUBLIC HEALTH		1	9	90%	10
CARENOW URGENT CARE - EAST NASHVILLE		8	2	20%	10
TRANSPLANT GENOMICS INC (EUROFINS)		9			9
MEDEXPRESS URGENT CARE - SWANSEA, N ILLINOIS ST		8	1	11%	9
CVS TX10016POCT PRINCETON		9			9
WADSWORTH CENTER - DAVID AXELROD INSTITUTE		8	1	11%	9
CORONA NYC LAB		9			9
CHIEFLAND MEDICAL CENTER LLC			9	100%	9
Highland Pines Health and Rehab		8	1	11%	9
REMISE OCCUPATIONAL HEALTH SOLUTIONS INC			9	100%	9
CVS NY549POCT RIDGEWOOD		6	3	33%	9
WATERFORD AT CREEKSIDE, THE			9	100%	9
CVS PHARMACY NO 274		9			9
COMPASS PROVIDENCE URGENT CARE LLLP			9	100%	9
URGENT CARE OF LONGWOOD		1	8	89%	9
ST VINCENT'S CHILTON		7	2	22%	9
OMNI			9	100%	9
CVS PA233POCT NEWTOWN SQUARE		9			9
CVS MINUTE CLINIC DIAGNOSTIC OF KANSAS, PA		9			9
BRENNITY AT VERO BEACH, THE			9	100%	9
ST. CLOUD PHARMACY AND WELLNESS CENTER		5	4	44%	9
HARMONIOUS HOME HEALTH, LLC		9			9
CVS MD2956POCT NEW MARKET		8	1	11%	9
WINDSOR OF GAINESVILLE		9			9
CITYMD		1	8	89%	9
BAYSIDE URGENT CARE CENTER INC		1	8	89%	9
CVS RI1717POCT 1 CVS DR			9	100%	9
MONTEFIORE MEDICAL CENTER LABORATORIES - NORTH		9			9
MINUTECLINIC DIAGNOSTIC OF SC, LLC #7		7	2	22%	9
MINUTECLINIC MINUTECLINIC #4977		5	4	44%	9
UHEALTH UNIVERSITY OF MIAMI			9	100%	9
NORTHWEST FLORIDA COMMUNITY HOSPITAL LABORATORY		8	1	11%	9
PRECISION GENETICS			9	100%	9

# COVID-19: testing by laboratory

Data through Apr 27, 2021 verified as of Apr 28, 2021 at 09:25 AM

Data in this report are provisional and subject to change.

The numbers in the table below represent the number of Florida and non-Florida residents for whom test results were received by the Department of Health. A person can be tested by more than one laboratory and can have both positive and negative results. **Therefore, the sum of the numbers in each column will be larger than the total number of people tested.**

Reporting lab	Inconclusive	Negative	Positive	Percent positive	Total
Consulate Health Care of Brandon		7	2	22%	9
MIAMI COMPREHENSIVE MEDICINE GROUP PA		4	5	56%	9
PUTNAM FAMILY CARE INC		3	6	67%	9
MEDEXPRESS URGENT CARE - RICHMOND, NINE MILE RD		8	1	11%	9
IU HEALTH PATHOLOGY		1	8	89%	9
MINUTECLINIC DIAGNOSTIC MED GRP OF CA		8	1	11%	9
SUNCREST OMNI		9			9
MINUTE CLINIC LLC #1448		8	1	11%	9
VILLAGE PLACE HEALTH AND REHAB		9			9
MINUTE CLINIC DIAGNOSTIC OF VIRGINIA, LLC #7543		7	2	22%	9
ETHOS LABORATORIES		7	2	22%	9
INSPIRED LIVING AT PALM BAY		7	2	22%	9
SEACOAST PATHOLOGY PROFESSIONAL ASSOC		9			9
MINUTE CLINIC #8979		8	1	11%	9
VETERANS AFFAIRS MEDICAL CENTER - OUTPATIENT			9	100%	9
ENCOMPASS HOME HEALTH OF THE SOUTHEAST LLC		9			9
GCPM MANUAL MICROBIOLOGY		1	8	89%	9
MANATEE COUNTY CENTRAL JAIL		9			9
MEDEXPRESS URGENT CARE - BATTLE CREEK		6	3	33%	9
MEDERI CARETENDERS VS OF SE FL LLC DBA		8	1	11%	9
MARINA ISLE ASSISTED LIVING		9			9
HEALTH AND WELLNESS CENTER		1	8	89%	9
URGENT TEAM - HUNTSVILLE		7	2	22%	9
CAYUGA COUNTY HEALTH DEPARTMENT		8	1	11%	9
ACCESS CARE MEDICAL GROUP LLC		2	7	78%	9
DEPT OF VA MEDICAL CENTER - RICHMOND		8	1	11%	9
COLISEUM MED CTR LLC/COLISEUM MED CTRS		6	3	33%	9
LOREY ALF		9			9
MEDICANA NURSING AND REHAB CENTER			9	100%	9
MINUTE CLINIC INCORPORATE		9			9
ALBANY MEDICAL CENTER		8	1	11%	9
BAYFRONT HEALTH ST PETERSBURG		8	1	11%	9
CORE OCCUPATIONAL RESOURCES, LLC		5	4	44%	9
KINDRED_AIMS		9			9
ROSECASTLE			9	100%	9
SOMA MEDICAL CENTER MD PA #7 PEDIATRICS			9	100%	9
NORTHSHORE UNIVERSITY HEALTHSYSTEM EVANSTON HOSPITAL LAB			9	100%	9
VALHALLA MEDICS		9			9
CIAN DIAGNOSTICS			9	100%	9
PEDIATRIC HEALTH CARE ALLIANCE			9	100%	9
MINUTECLINIC #2860		6	3	33%	9
CHAPTERS HEALTH HOSPICE		9			9
PALM BAY URGENT CARE PL		1	8	89%	9
WINDSOR OF SAN PABLO, THE		6	3	33%	9
PATEL MEDICAL VENTURES		8	1	11%	9
CIMA MEDICAL CENTER		8	1	11%	9
RANDOLPH DIABETES AND WELLNESS		8	1	11%	9

# COVID-19: testing by laboratory

Data through Apr 27, 2021 verified as of Apr 28, 2021 at 09:25 AM

Data in this report are provisional and subject to change.

The numbers in the table below represent the number of Florida and non-Florida residents for whom test results were received by the Department of Health. A person can be tested by more than one laboratory and can have both positive and negative results. **Therefore, the sum of the numbers in each column will be larger than the total number of people tested.**

Reporting lab	Inconclusive	Negative	Positive	Percent positive	Total
NEMOURS CHILDREN'S PRIMARY CARE VERO BEACH			9	100%	9
CVS GA3766POCT DACULA		7	2	22%	9
DIXITKUMAR N MODI MD PA			9	100%	9
CVS CT1109POCT BETHEL		9			9
MAGNOLIA MANOR			9	100%	9
MINUTE CLINIC DIAGNOSTIC OF VIRGINIA, LLC #1905		9			9
COMMUNITY MEDICAL AND DENTAL CARE INC		9			9
OUR HOME AT BEACON HILL			9	100%	9
CVS SC2736POCT MURRELLS INLET		7	2	22%	9
MIDMICHIGAN MEDICAL CENTER			9	100%	9
MEDEXPRESS ELKINS		9			9
HENDRY/GLADES COUNTY HEALTH DEPARTMENT		8	1	11%	9
GO PATH LABORATORIES			9	100%	9
CVS GA2841POCT LAWRENCEVILLE		9			9
JOHN T MATHER MEMORIAL HOSPITAL LABORATORY		8	1	11%	9
MINUTE CLINIC LLC #10203		7	2	22%	9
BEAUMONT EMERGENCY CENTER			9	100%	9
PENSACOLA CLUSTER			9	100%	9
DIAMOND SPEEDWAY DIALYSIS		1	8	89%	9
UCARE			9	100%	9
FLORIDA MENTOR		7	2	22%	9
FLORIDA HOSPITAL WINTER PARK		7	2	22%	9
Sunset Lake Health and Rehabilitation Center		8	1	11%	9
PRIMARY CARE SPECIALISTS OF ORLANDO		8	1	11%	9
CVS NJ617POCT CEDAR GROVE		8	1	11%	9
CVS DC1340POCT WASHINGTON		9			9
LONG ISLAND JEWISH FOREST HILLS HOSPITAL		9			9
MINUTE CLINIC LLC #0169		7	2	22%	9
FLORIDA CENTER FOR DERMATOLOGY LABORATORY			9	100%	9
WESTCHESTER GENERAL HOSPITAL BLOOD GAS LAB			9	100%	9
MINUTECLINIC DIAGNOSTIC OF VIRGINIA, LLC #1656		9			9
BUENA VIDA ESTATES			9	100%	9
CHILDREN'S HEALTH CENTER INC.		7	2	22%	9
MEDEXPRESS URGENT CARE - STAUNTON		5	4	44%	9
COLLIER BLVD HMA PHYSICIAN MANAGEMENT,, LLC			9	100%	9
FHPG_EXP CARE W HILLSBOROUGH		1	8	89%	9
ALLIANCE HEALTH AND REHABILITATION CENTER		9			9
RIVERVIEW REGIONAL MEDICAL CENTER		7	2	22%	9
WINTER PARK INTERNAL MEDICINE MD PA		7	2	22%	9
SYNEXUS CLINICAL RESEARCH US INC		2	7	78%	9
MINUTECLINIC, LLC #09202		7	2	22%	9
AHMG LAKE NONA PRIMARY CARE		9			9
MINUTECLINIC DIAGNOSTIC OF TN PC #242		6	3	33%	9
MOBILE RESPONSE DIAGNOSTICS LLC		8	1	11%	9
ORLANDO HEALTH PHYSICIAN GROUP INC		6	3	33%	9
NITIN BAWA PROFESSIONAL ASSOCIATES			9	100%	9
NORTHSIDE HOSPITAL		2	7	78%	9

# COVID-19: testing by laboratory

Data through Apr 27, 2021 verified as of Apr 28, 2021 at 09:25 AM

Data in this report are provisional and subject to change.

The numbers in the table below represent the number of Florida and non-Florida residents for whom test results were received by the Department of Health. A person can be tested by more than one laboratory and can have both positive and negative results. **Therefore, the sum of the numbers in each column will be larger than the total number of people tested.**

Reporting lab	Inconclusive	Negative	Positive	Percent positive	Total
CVS MA594POCT FALMOUTH		8	1	11%	9
CARE ATC - CITY OF BOYNTON BEACH	1	2	5	63%	8
SCOTTS PHARMACY		7	1	13%	8
MEDEXPRESS URGENT CARE - WILLIAMSPORT		7	1	13%	8
JUPITER CLINIC			8	100%	8
THE WOLFF CENTER FOR CHILD & ADOLESCENT HEALTH			8	100%	8
HOLY NAME MEDICAL CENTER	1	6	1	13%	8
MEDEXPRESS URGENT CARE - MIDLOTHIAN		7	1	13%	8
ORLANDO FAMILY PHYSICIANS			8	100%	8
FOUNTAINVIEW BY FIVE STAR QUALITY CARE		7	1	13%	8
MODMD LABORATORY		8			8
MED & CO INVESTMENT LLC		7	1	13%	8
DOCTOR'S IN HOUSE LAB			8	100%	8
ALL CHILDREN'S HOSPITAL DEPT OF GENERAL PEDIATRICS			8	100%	8
CVS NC7057POCT SHELBY		6	2	25%	8
Nashville Central Laboratory		8			8
MINUTECLINIC DIAGNOSTIC OF NEVADA #87		4	4	50%	8
TRINITY PEDIATRICS			8	100%	8
PHYSICIANS FOR CHILDREN			8	100%	8
FHMG_FM AND IM AVALON PARK		2	6	75%	8
FLORIDA HEART AND VASCULAR MULTISPECIALTY GROUP		8			8
CHIEFLAND MEDICAL CENTER		1	7	88%	8
GULF COAST PEDIATRICS OF SARASOTA PA		1	7	88%	8
NORTHDALREHABILITATION CENTER			8	100%	8
JACKSON CLINIC PA,THE		4	4	50%	8
VENICE REGIONAL MEDICAL CENTER			8	100%	8
HEWLETT URGENT CARE, PLLC		8			8
MINUTECLINIC, LLC #05038		8			8
DIAGNOSTIC CLINIC		7	1	13%	8
DAYTONA BEACH OPC		6	2	25%	8
Baptist Village Retirement Communities		8			8
EMORY JOHNS CREEK HOSPITAL		8			8
GENE STREET LABORATORIES, LLC		6	2	25%	8
LEMOYNE COLLEGE WELLNESS CENTER FOR		8			8
CIGNA ONSITE HEALTH LLC		2	6	75%	8
SEA LEVEL LABS			8	100%	8
KIS URGENT CARE			8	100%	8
BARTON PARKER OD PC		8			8
BIRMINGHAM VAMC		4	4	50%	8
NORTH PINELLAS CHILDRENS MEDICAL CENTER INC			8	100%	8
NEOGENOMICS LABORATORIES, INC		8			8
CVS MD1881POCT DUNKIRK		8			8
UNIVERSITY OF WASHINGTON MEDICAL CENTER			8	100%	8
BIOTECH PHARMACEUTICAL GROUP LLC			8	100%	8
EXECUTIVE MEDICAL SERVICES		8			8
BENEVA LAKES HEALTHCARE & REHAB CENTER			8	100%	8
FHCP-ORANGE CITY			8	100%	8

# COVID-19: testing by laboratory

Data through Apr 27, 2021 verified as of Apr 28, 2021 at 09:25 AM

Data in this report are provisional and subject to change.

The numbers in the table below represent the number of Florida and non-Florida residents for whom test results were received by the Department of Health. A person can be tested by more than one laboratory and can have both positive and negative results. **Therefore, the sum of the numbers in each column will be larger than the total number of people tested.**

Reporting lab	Inconclusive	Negative	Positive	Percent positive	Total
X-GENE MOLECULAR LABS		1	7	88%	8
MEDEXPRESS URGENT CARE, BUTLER		5	3	38%	8
APEX HOME HEALTH CARE		7	1	13%	8
MEDEXPRESS URGENT CARE - TARENTUM		6	2	25%	8
GLEN FALLS HOSPITAL DEPARTMENT OF PATHOLOGY		7	1	13%	8
HARBORCHASE OF DR PHILLIPS		7	1	13%	8
EXCEL URGENT CARE OF PARAMUS LLC		8			8
ATLANTIC CONSOLIDATED LABORATORY		8			8
PBC FOUND CARE INC			8	100%	8
COMPREHENSIVE CLINICAL RESEARCH, LLC			8	100%	8
The Grand at Rome Nursing and Rehabilitation		8			8
INTERVENTIONAL REHABILITATION OF SOUTH FLORIDA			8	100%	8
Florida Clinical Laboratory		1	7	88%	8
NORTHSIDE GWINNETT HOSPITAL		7	1	13%	8
PM PEDIATRICS OF BAYSIDE PLLC		8			8
MINUTE-CLINIC DIAGNOSTIC OF VIRGINIA, LLC #794		7	1	13%	8
BREVARD FAMILY WALK IN CLINIC			8	100%	8
MINUTECLINIC, LLC #03268		7	1	13%	8
LEWIS COUNTY MANOR		8			8
CVS TX7288POCT DALLAS		7	1	13%	8
DEPARTMENT OF HEALTH- CITRUS COUNTY		1	7	88%	8
GENEUS DIAGNOSTICS			8	100%	8
INTERNAL MEDICINE AND AESTHETICS OF NAPLES LLC		8			8
CLEARWATER PEDIATRIC CARE		1	7	88%	8
VAIL VALLEY MEDICAL CENTER			8	100%	8
ST CLOUD PHYSICIAN MANAGMENT LLC		7	1	13%	8
PAUL GRECO MD CONCIERGE MEDICAL SERVICES PL		8			8
ALLINA HEALTH - ABBOTT NORTHWESTERN HOSPITAL		5	3	38%	8
ALLEGRO - TAMPA	1	4	3	38%	8
WEST DADE PEDIATRICS			8	100%	8
MOULTRIE CREEK NURSING AND REHAB			8	100%	8
CVS PA4077POCT BELLE VERNON		8			8
ST. JOSEPH HOSPITAL AND HEALTH CARE INC.			8	100%	8
CVS PA2582POCT SPRINGFIELD		6	2	25%	8
CVS MD4371POCT OCEAN CITY		8			8
OHIO DEPARTMENT OF HEALTH			8	100%	8
SURGOINSVILLE PHARMACY		8			8
MEDEXPRESS - WILMINGTON CONCORD PIKE		7	1	13%	8
CVS MINUTE CLINIC DIAGNOSTIC OF NEW JERSEY		8			8
DOTHAN PEDIATRIC CLINIC			8	100%	8
TRUE HEALTH		5	3	38%	8
MEDEXPRESS URGENT CARE MORGANTOWN		8			8
CAPRONA GROUP HOME		2	6	75%	8
MID-HUDSON VALLEY DIVISION OF WESTCHESTER MEDICAL		8			8
MEDEXPRESS URGENT CARE - MT LEBANON		5	3	38%	8
WHITE SANDS OUTPATIENT SERVICES (WSOP SERVICES LLC		8			8
CVS TN7289POCT SIGNAL MOUNTAIN		8			8



# COVID-19: testing by laboratory

Data through Apr 27, 2021 verified as of Apr 28, 2021 at 09:25 AM

Data in this report are provisional and subject to change.

The numbers in the table below represent the number of Florida and non-Florida residents for whom test results were received by the Department of Health. A person can be tested by more than one laboratory and can have both positive and negative results. **Therefore, the sum of the numbers in each column will be larger than the total number of people tested.**

Reporting lab	Inconclusive	Negative	Positive	Percent positive	Total
BEECHTREE MOLECULAR LAB LLC			8	100%	8
CVS OH3476POCT TIPP CITY		7	1	13%	8
MEDEXPRESS URGENT CARE-PETERS TWP		7	1	13%	8
SLOPESIDE LABS AND TESTING, LLC - THE HIDEOUT AT BUTTERMILK MOUNTAIN		8			8
DOCTOR'S IN-HOUSE LAB/COMMUNITY HEALTH CENTERS OF PINELLAS - CLEARWATE			8	100%	8
WELLIGENT		1	7	88%	8
DR. PHILLIPS MEDICAL WELLNESS CENTER		4	4	50%	8
CVS NC3803POCT MOORESVILLE		7	1	13%	8
URGENT TEAM - NASHVILLE		7	1	13%	8
MEDEXPRESS URGENT CARE-PASADENA		8			8
CAREPOINT CLINIC		5	3	38%	8
MINUTECLINIC DIAGNOSTIC OF NORTH CAROLINA PC #7054		5	3	38%	8
CONSULATE HEALTH CARE		7	1	13%	8
PARTNERS PHARMACY OF FLORIDA LLC		8			8
BAPTIST OUTPATIENT			8	100%	8
PALM BEACH COUNTY HEALTH DEPARTMENT LABORATORY			8	100%	8
LIFE CARE CITRUS COUNTY			8	100%	8
HERNANDO PASCO HOSPICE INC		7	1	13%	8
AFC/DOCTORS EXPRESS NORTH BERGEN		6	2	25%	8
ROBERT WOOD JOHNSON HOSPITAL		7	1	13%	8
CVS NC3319POCT CHARLOTTE		6	2	25%	8
SV DIAGNOSTIC LAB			8	100%	8
BLOOMING GARDENS OF CARE INC		8			8
MINUTE CLINIC, LLC #1434		7	1	13%	8
LAKE CONWAY URGENT CARE LLC		2	6	75%	8
MINUTECLINIC, LLC #1796		7	1	13%	8
ALL CHILDREN'S HOSPITAL		1	7	88%	8
CLAY PRIMARY & FAMILY CARE LLC			8	100%	8
ALACHUA COUNTY HEALTH DEPARTMENT		1	7	88%	8
MONROE URGENT CARE		7	1	13%	8
NORTHEAST ALABAMA REGIONAL MEDICAL CENTER		5	3	38%	8
CVS NJ836POCT RUNNEMEDE		8			8
FHPG_EXP CARE PALM HARBOR			8	100%	8
COMPASSION PEDIATRIC URGENT CARE LLC		2	6	75%	8
LAKE PEDIATRICS			8	100%	8
DORAL URGENT CARE			8	100%	8
PUTNAM COUNTY EMERGENCY RESCUE SERVICE		5	3	38%	8
LOVELACE MEDICAL CENTER		8			8
TERENCE B MITCHELL MD, INC		4	4	50%	8
MINUTECLINIC DIAGNOSTIC OF OHIO #7790		6	2	25%	8
CVS SC2250POCT COLUMBIA		8			8
CVS NC7213POCT MATTHEWS		6	2	25%	8
LAB UNKNOWN		6	2	25%	8
TERRACINA LLC		2	6	75%	8
HEALTHMARK REGIONAL HOSPITAL LAB		4	4	50%	8
CVS NC5591POCT STATESVILLE		7	1	13%	8
ORMOND BEACH CENTRA CARE			8	100%	8

# COVID-19: testing by laboratory

Data through Apr 27, 2021 verified as of Apr 28, 2021 at 09:25 AM

Data in this report are provisional and subject to change.

The numbers in the table below represent the number of Florida and non-Florida residents for whom test results were received by the Department of Health. A person can be tested by more than one laboratory and can have both positive and negative results. **Therefore, the sum of the numbers in each column will be larger than the total number of people tested.**

Reporting lab	Inconclusive	Negative	Positive	Percent positive	Total
ADVANCED RESEARCH FOR HEALTH IMPROVEMENT		6	2	25%	8
MINUTECLINIC DIAGNOSTIC OF OHIO #4401		8			8
HUNTINGTON VILLAGE URGENT CARE		8			8
SARAH LAWRENCE COLLEGE HEALTH SERVICES		8			8
NASSAU UNIVERSITY MEDICAL CENTER DEPT		7	1	13%	8
HEALTHY MINORS PEDIATRIC URGENT CARE		7	1	13%	8
OSWEGO HOSPITAL LABORATORY		7	1	13%	8
CVS PA1074POCT KENNETT SQUARE		7	1	13%	8
MY WELLNESS EXPRESS			8	100%	8
CVS OH2543POCT CANFIELD		5	3	38%	8
JX REF LAB			8	100%	8
CELEBRATION PEDIATRICS PA			8	100%	8
CVS IN3975POCT JEFFERSONVILLE		5	3	38%	8
VERMONT DEPARTMENT OF HEALTH		1	7	88%	8
INTERNAL MEDICINE ASSOCIATES OF JACKSON HOSPITAL			8	100%	8
NOVADX		2	6	75%	8
MINUTE CLINIC DIAGNOSTIC OF MICHIGAN PC		8			8
DOH JACKSONVILLE CENTRAL LABORATORY		3	5	63%	8
GOLISANO CHILDREN'S HOSPITAL OF SOUTHWEST FLORIDA		6	2	25%	8
WELLSTAR WEST GEORGIA MEDICAL CENTER		7	1	13%	8
EP LTC PHARMACY		6	2	25%	8
SOUTHEASTERN PEDIATRIC ASSOCIATES			8	100%	8
MEDEXPRESS URGENT CARE - YORK		5	3	38%	8
CVS M08556POCT KANSAS CITY		7	1	13%	8
SYLVESTER AT PLANTATION LABORATORY		7	1	13%	8
SUPREME LABORATORY			8	100%	8
CVS HEALTH, #1994		6	2	25%	8
MEDEXPRESS URGENT CARE - CLARKSBURG		7	1	13%	8
MAGNOLIA PEDIATRICS GROUP LLC			8	100%	8
ST CHARLES HOSPITAL LABORATORY		8			8
MC DIAGNOSTIC OF CONNECTICUT, PC #114		8			8
SARASOTA PERSONAL MEDICINE		5	3	38%	8
MEDEXPRESS URGENT CARE - CULPEPER		8			8
RIVER OAKS TREATMENT CENTER			7	100%	7
FLORIDA HOSPITAL APOPKA		6	1	14%	7
LIZS ADULT CARE		7			7
TESTD			7	100%	7
PHOEBE PUTNEY MEMORIAL HOSPITAL		7			7
IMMACULATE HOUSE AT COUNTRYSIDE		7			7
Centrastate Medical Center		6	1	14%	7
EAST GEORGIA REGIONAL MEDICAL CENTER		6	1	14%	7
CARENOW URGENT CARE-SOUTHLAKE			7	100%	7
EMBRY-RIDDLE AERONAUTICAL UNIVERSITY HEALTH			7	100%	7
LAWTON CHILES HEALTH CENTER		1	6	86%	7
MINUTECLINIC DIAG OF IND, LLC #10190		6	1	14%	7
Lenox on the Lake			7	100%	7
GEISINGER MEDICAL CENTER		2	5	71%	7

# COVID-19: testing by laboratory

Data through Apr 27, 2021 verified as of Apr 28, 2021 at 09:25 AM

Data in this report are provisional and subject to change.

The numbers in the table below represent the number of Florida and non-Florida residents for whom test results were received by the Department of Health. A person can be tested by more than one laboratory and can have both positive and negative results. **Therefore, the sum of the numbers in each column will be larger than the total number of people tested.**

Reporting lab	Inconclusive	Negative	Positive	Percent positive	Total
HOLY GARDEN ALF, INC.		7			7
NOVANT HEALTH INPATIENT CARE		2	5	71%	7
COMPASSION PEDIATRICS		3	4	57%	7
CVS TX4397POCT CYPRESS		7			7
CVS CA9721POCT ARCADIA		7			7
MINUTECLINIC DIAGNOSTIC OF OHIO #2964		7			7
ST. LUCIE COUNTY HEALTH DEPARTMENT		5	2	29%	7
MEDCOR CORPORATE CLINIC		6	1	14%	7
FLORIDA HOSPITAL KISSIMMEE		4	3	43%	7
MARCO ISLAND MEDICAL CENTER			7	100%	7
BALTIMORE CITY HEALTH DEPT COMMUNICABLE DISEASES AND EPIDEMIOLOGY			7	100%	7
MEDEXPRESS URGENT CARE - HOT SPRINGS		7			7
TRUE HEALTH DIAGNOSTICS		1	6	86%	7
OPTUM PRIMARY CARE - FOUNTAIN OAKS		3	4	57%	7
SCHOOL OF PHARMACY AND PHARMACEUTICAL		7			7
CVS PA1296POCT DREXEL HILL		5	2	29%	7
HELIX MEDICAL CENTERS		1	6	86%	7
MEDEXPRESS URGENT CARE - BLUEFIELD		6	1	14%	7
CVS OH6123POCT CINCINNATI		5	2	29%	7
DOTHAN WEST FAMILY MEDICINE		5	2	29%	7
MANATEE PEDIATRICS			7	100%	7
WYOMING COUNTY COMMUNITY HOSPITAL LABORATORY		7			7
CVS PHARMACY #8800		5	2	29%	7
MEDEXPRESS URGENT CARE - HOLLINS		7			7
MINUTECLINIC DIAG OF IND, LLC #6648		5	2	29%	7
New York Harbor Harbor HCS - Brooklyn Campus		7			7
NEMOURS CHILDREN'S HOSPITAL			7	100%	7
LEE COUNTY HEALTH DEPARTMENT		4	3	43%	7
GREENVILLE MEMORIAL HOSPITAL LAB			7	100%	7
NU WAVE MEDICAL CENTER			7	100%	7
LYNMOORE,THE		7			7
ABBAY MANOR RETIREMENT RESIDENCE INC		7			7
YAZJI PEDIATRIC CARE LLC DBA TUKA PEDIATRICS			7	100%	7
SOUTHEAST GEORGIA HEALTH SYSTEM, INC D		7			7
IRL MARKET LAB			7	100%	7
NON-US			7	100%	7
FLORIDA CANCER SPECIALISTS & RESEARCH INSTITUTE		6	1	14%	7
CRESTWOOD MEDICAL CENTER		5	2	29%	7
MINUTECLINIC DIAGNOSTIC OF RHODE ISLAN		7			7
EL PARAISO HOME INC		7			7
ST CHARLES BEND LABORATORY		6	1	14%	7
MINUTECLINIC, LLC #1452		7			7
AVON PARK PEDIATRICS			7	100%	7
CVS NC2313POCT RALEIGH		6	1	14%	7
LONGWOOD FAMILY MEDICINE		1	6	86%	7
NORTH FLORIDA MEDICAL CENTERS INC		1	6	86%	7
CVS KY4779POCT LOUISVILLE		5	2	29%	7

# COVID-19: testing by laboratory

Data through Apr 27, 2021 verified as of Apr 28, 2021 at 09:25 AM

Data in this report are provisional and subject to change.

The numbers in the table below represent the number of Florida and non-Florida residents for whom test results were received by the Department of Health. A person can be tested by more than one laboratory and can have both positive and negative results. **Therefore, the sum of the numbers in each column will be larger than the total number of people tested.**

Reporting lab	Inconclusive	Negative	Positive	Percent positive	Total
MARTHA A PRICE MD PA		3	4	57%	7
LAKE NONA PEDIATRICS IN ASSOCIATION WITH NEMOURS		5	2	29%	7
FIRST PHYSICIANS GROUP - LORRAINE CORNERS		7			7
Enterprise Health and Rehabilitation Center		7			7
WOMENS CARE FLORIDA LLC		5	2	29%	7
NORTHERN DUTCHESS HOSPITAL LABORATORY		5	2	29%	7
LOUISIANA DEPT OF HEALTH			7	100%	7
STATEN ISLAND CHAI CARE		6	1	14%	7
MINUTECLINIC DIAGNOSTIC OF SC, LLC #4		7			7
WATAUGA MEDICAL CENTER		4	3	43%	7
CVS TN4624POCT KNOXVILLE		6	1	14%	7
LISTENING DOCTOR PLLC, THE		1	6	86%	7
MINUTE CLINIC LLC #1909		7			7
QUE		4	3	43%	7
CARENOW URGENT CARE-MADISON		7			7
VICTORIAN MANOR		2	5	71%	7
MINUTE CLINIC DIAGNOSTIC OF PENNSYLVANIA		7			7
MEDEXPRESS URGENT CARE - STATE COLLEGE		5	2	29%	7
DIAGNOSTIC & MEDICAL SPECIALISTS OF GREENWICH		5	2	29%	7
MEDEXPRESS URGENT CARE-DUBOIS		7			7
DELAWARE DEPARTMENT OF HEATH		6	1	14%	7
PENN MEDICINE PRINCETON MEDICAL CENTER		6	1	14%	7
MEDEXPRESS URGENT CARE-NESHANNOCK TWP		6	1	14%	7
MINUTECLINIC DIAG OF IND LLC #8651		6	1	14%	7
MINUTECLINIC DIAG OF IND LLC #1138		6	1	14%	7
PEDIATRICS URGENT CARE, LLC			7	100%	7
CVS GA7064POCT STOCKBRIDGE		7			7
BOONE DRUG & HEALTHCARE AT DEERFIELD			7	100%	7
PROVIDENCE LABORATORY SERVICES		7			7
CVS OH3458POCT BEAVERCREEK		7			7
NEMOURS CHILDRENS, LAKE NONA			7	100%	7
CVS MA1022POCT CAMBRIDGE		7			7
CVS NV9841POCT RENO		4	3	43%	7
DOCTORS CLINICAL LABORATORY, INC		5	2	29%	7
PEDIATRICS OF CENTRAL FLORIDA		5	2	29%	7
Ocoee Health Care Center		7			7
KEYSTONE PLACE AT NAPLES PRESERVE		4	3	43%	7
CENTREX CLINICAL LABS INC		7			7
Robert Wood Johnson University Hospital		5	2	29%	7
NELSON BIOLOGICAL			7	100%	7
BROOKDALE LAKE ORIENTA			7	100%	7
MIAMI BEACH COMMUNITY HEALTH CENTER INC			7	100%	7
CVS IN8669POCT INDIANAPOLIS		6	1	14%	7
FLORIDA PREMIER MEDICAL CARE PA			7	100%	7
MINUTECLINIC DIAGNOSTIC OF OHIO #6147		6	1	14%	7
PENINSULA CARE AND REHABILITATION CENTER			7	100%	7
DALLAS COUNTY HEALTH AND HUMAN SERVICES			7	100%	7

# COVID-19: testing by laboratory

Data through Apr 27, 2021 verified as of Apr 28, 2021 at 09:25 AM

Data in this report are provisional and subject to change.

The numbers in the table below represent the number of Florida and non-Florida residents for whom test results were received by the Department of Health. A person can be tested by more than one laboratory and can have both positive and negative results. **Therefore, the sum of the numbers in each column will be larger than the total number of people tested.**

Reporting lab	Inconclusive	Negative	Positive	Percent positive	Total
TREASURE COAST INFECTIOUS DISEASE CONSULTANTS		4	3	43%	7
CVS NM8918POCT ALBUQUERQUE		7			7
CVS MINUTE CLINIC DIAG OF IND LLC #5206		6	1	14%	7
GRACE REHABILITATION CENTER OF VERO BEACH		4	3	43%	7
WILDLIGHT LAB			7	100%	7
IAN C BOYKIN MD		4	3	43%	7
EASTERN FLORIDA STATE COLLEGE - PALM BAY CAMPUS□			7	100%	7
FAMILY MEDICINE MEDICAL DRIVE		7			7
GRACE WELLNESS CENTER LLC		6	1	14%	7
MEDEXPRESS URGENT CARE PORT HURON		6	1	14%	7
Thermopolis Rehabilitation Wellness		7			7
LAKE CITY CORRECTIONAL FACILITY			7	100%	7
OCALA REGIONAL KIDNEY CENTER EAST		2	5	71%	7
MEDEXPRESS URGENT CARE MURRYSVILLE		5	2	29%	7
HEARTLAND PEDIATRICS OF LAKE PLACID			7	100%	7
LPG PRIMARY CARE AT LABELLE		6	1	14%	7
BRADENTON PHYSICIANS MEDICAL CENTER			7	100%	7
BROWNE MEDICAL LLC		5	2	29%	7
CVS OH3080POCT HUBER HEIGHTS		6	1	14%	7
CVS MA6505POCT NEWTON		7			7
DOCTOR'S IN-HOUSE LAB/COMMUNITY HEALTH CENTERS OF PINELLAS -PINELLAS P			7	100%	7
ADVENTHEALTH MEDICAL GROUP INTERNAL MEDICINE AT		2	5	71%	7
ECLRS		2	5	71%	7
ADVENT HEALTH APOPKA		3	4	57%	7
SUNSHINE STATE DIALYSIS			7	100%	7
MEDEXPRESS URGENT CARE-SCOTT TOWNSHIP		6	1	14%	7
LEPE'S HOUSE			7	100%	7
CARESOUTH HHA HOLDINGS OF TALLAHASSEE LLC		7			7
HEALTH CARE LABORATORY SERVICES		1	6	86%	7
EXPICARE NURSING AGENCY, INC		5	2	29%	7
Rutgers Health Rwj University Hospital - Laboratory		4	3	43%	7
SKR MEDICAL ADVISORS		7			7
PALM GARDEN OF SUN CITY			7	100%	7
SOMA MEDICAL CENTER PA #3 GREENACRES			7	100%	7
SOUTH COM HEALTH CLINIC, DEPT. OF THE ARMY		7			7
DANIEL M LIBBY MD PLLC		7			7
FLORIDA DIGESTIVE AND LIVER SPECIALIST		7			7
IXI WELLNESS DALLAS, LLC		7			7
CVS IL8747POCT CHICAGO		7			7
NYU WINTHROP HOSPITAL PATHOLOGY		7			7
MINUTECLINIC DIAG OF IND LLC #6998		6	1	14%	7
EAST SIDE CLINICAL LABORATORY		5	2	29%	7
GAINESVILLE PEDIATRIC ASSOCIATES		1	6	86%	7
SANFORD MOBILE LAB		1	6	86%	7
PANCARE HEALTH - HOSFORD SCHOOL			7	100%	7
OCALA FAMILY MEDICAL CENTER		7			7
MAINE DEPARTMENT OF HEALTH AND HUMAN SERVICES			7	100%	7



# COVID-19: testing by laboratory

Data through Apr 27, 2021 verified as of Apr 28, 2021 at 09:25 AM

Data in this report are provisional and subject to change.

The numbers in the table below represent the number of Florida and non-Florida residents for whom test results were received by the Department of Health. A person can be tested by more than one laboratory and can have both positive and negative results. **Therefore, the sum of the numbers in each column will be larger than the total number of people tested.**

Reporting lab	Inconclusive	Negative	Positive	Percent positive	Total
CVS PA813POCT RICHBORO		7			7
GENTRY PARK ORLANDO ASSISTED LIVING		6	1	14%	7
MINUTECLINIC, LLC #03965		7			7
MEDEXPRESS URGENT CARE - GLENDALE		7			7
PURECARE PHARMACY		6	1	14%	7
GALLUP INDIAN MEDICAL CENTER		7			7
CVS IN6713POCT BLOOMINGTON		7			7
CVS GA2236POCT WOODSTOCK		7			7
PANCARE HEALTH - KATE SMITH ELEMENTARY		1	6	86%	7
CVS CT718POCT ANSONIA		7			7
FRESENIUS KIDNEY CARE FORT WALTON BEACH			7	100%	7
PERSONAL PHYSICIAN CARE PA			7	100%	7
FLORIDA SCHOOL FOR THE DEAF AND THE BLIND			7	100%	7
LEVY COUNTY SHERRIF'S DEPT			7	100%	7
MAXHEALTH		5	2	29%	7
DASCENA LABORATORY			7	100%	7
KENDALL REGIONAL MEDICAL CNTR			7	100%	7
ENTRUST IMMEDIATE CARE			7	100%	7
MEDEXPRESS URGENT CARE-MUNCIE		7			7
KANSAS DEPARTMENT OF HEALTH		2	5	71%	7
MINUTECLINIC DIAGNOSTIC OF KANSAS PA		7			7
COMPLETE FAMILY CARE, LLC/UNIVERSITY OF SAINT MARY		7			7
MEDEXPRESS URGENT CARE - IRVING		7			7
SUPERIOR RESIDENCES AT CALA HILLS		7			7
Parkside Villa		7			7
WEXFORD HEALTH SOURCES INC		7			7
MALABAR FAMILY PRACTICE		4	3	43%	7
JUPITER ISLAND PUBLIC SAFETY		5	2	29%	7
UT MEMPHIS UNIVERSITY HEALTH SERVICES			6	100%	6
MEDEXPRESS URGENT CARE-HERSHEY		5	1	17%	6
QUATRACOR PLLC		6			6
THE PALMS REHABILITATION AND HEALTHCARE CENTER		5	1	17%	6
CENTRAL JERSEY URGENT CARE OF BROWN MI		6			6
MINUTECLINIC MINUTECLINIC #921		6			6
HEARTLAND HOME HEALTH CARE		6			6
FLORIDA DEPARTMENT OF HEALTH IN SARASOTA COUNTY		5	1	17%	6
CHILDREN'S HOSPITAL OF PHILADELPHIA		5	1	17%	6
CELAL GUROL ERBAY, MD			6	100%	6
CVS NJ862POCT MARLBORO		5	1	17%	6
MINUTECLINIC DIAGNOSTICS OF IND LLC		3	3	50%	6
MEDEXPRESS URGENT CARE - WAXAHACHIE, N HIGHWAY 77		4	2	33%	6
BOCA VIPEDIATRICS			6	100%	6
CVS IN6572POCT INDIANAPOLIS		6			6
WIREGRASS MEDICAL CENTER			6	100%	6
CVS NATIONAL HARBOR MD2297714CV		6			6
Madison Health & Rehabilitation		6			6
HOLLY HILL HOME INFUSION SERVICE		5	1	17%	6

# COVID-19: testing by laboratory

Data through Apr 27, 2021 verified as of Apr 28, 2021 at 09:25 AM

Data in this report are provisional and subject to change.

The numbers in the table below represent the number of Florida and non-Florida residents for whom test results were received by the Department of Health. A person can be tested by more than one laboratory and can have both positive and negative results. **Therefore, the sum of the numbers in each column will be larger than the total number of people tested.**

Reporting lab	Inconclusive	Negative	Positive	Percent positive	Total
CVS PA1379POCT LANSDALE		5	1	17%	6
PROGRESS PHARMACY INC		1	5	83%	6
CVS MINUTE CLINIC DIAGNOSTIC OF TEXAS		5	1	17%	6
FLORIDA MEDICAL SPECIALISTS		2	4	67%	6
TAMIAMI LAB MILLENIUM			6	100%	6
SOUTHERN OCEAN MEDICAL CENTER		6			6
CVS MA1095POCT AMHERST		5	1	17%	6
PUBLIC HEALTH LAB		6			6
Kroger 673 - The Little Clinic Dallas		5	1	17%	6
CVS MD1515POCT LEONARDTOWN		4	2	33%	6
HEART OF FLORIDA HEALTH CENTER INC		1	5	83%	6
VALSPAR CHAMPIONSHIP		6			6
ABSOLUTE HEALTH		5	1	17%	6
Oakwood - North Baldwins Center for Living		6			6
CVS SC5479POCT INDIAN LAND		6			6
CDRX INFUSION			6	100%	6
MERCY COLLEGE HEALTH OFFICE		6			6
Northwell Lab		2	4	67%	6
FLEET LANDING			6	100%	6
TIMBER CREEK PEDIATRICS		6			6
XPRESS URGENT CARE LLC		6			6
MEDEXPRESS URGENT CARE, CHAMBERSBURG		5	1	17%	6
UW MEDICINE VIROLOGY LAB			6	100%	6
DAVISON HEALTH CENTER WESLEYAN UNIVERS		6			6
FLORIDA DEPARTMENT OF HEALTH SEMINOLE COUNTY		1	5	83%	6
ADVENTHEALTH MEDICALGROUP PEDIATRICS AT ORLANDO		6			6
BROWARD COUNTY HEALTH DEPT.			6	100%	6
MINUTECLINIC, LLC (CLINIC 10928)		6			6
CURATIVE CARE CENTER INC		1	5	83%	6
HUNTERS CREEK PEDIATRICS		6			6
CAMELLIA AT DEERWOOD		2	4	67%	6
ORLANDO HEALTH PHYSICIAN GROUP			6	100%	6
BNR PHARMACY INC		6			6
LAKEVIEW TERRACE HOME HEALTH SERVICES LLC			6	100%	6
MEDEXPRESS URGENT CARE - LEDGEWOOD		5	1	17%	6
LRHS Southeastern University		4	2	33%	6
WG WINDSOR WOODS SH LLC		6			6
CAPITAL HEALTH PLAN LABORATORIES			6	100%	6
PARADIGM LABORATORIES			6	100%	6
CVS MINUTE CLINIC DIAGNOSTIC MED GRP OF CAL		5	1	17%	6
DISCOVERY VILLAGE AT DEERWOOD			6	100%	6
PREMIER FAMILY HEALTH PA			6	100%	6
ANTHONY-BROWN PHARMACY		6			6
MEDEXPRESS URGENT CARE - PRINCETON		5	1	17%	6
CVS TX2263POCT SAN ANTONIO		6			6
BAYSHORE POINTE NURSING AND REHAB CENTER			6	100%	6
MAXCARE CLINIC			6	100%	6

# COVID-19: testing by laboratory

Data through Apr 27, 2021 verified as of Apr 28, 2021 at 09:25 AM

Data in this report are provisional and subject to change.

The numbers in the table below represent the number of Florida and non-Florida residents for whom test results were received by the Department of Health. A person can be tested by more than one laboratory and can have both positive and negative results. **Therefore, the sum of the numbers in each column will be larger than the total number of people tested.**

Reporting lab	Inconclusive	Negative	Positive	Percent positive	Total
OVIEDO CHILDRENS HEALTH CENTER LLC		1	5	83%	6
RIVER CITY PRIMARY AND URGENT CARE			6	100%	6
TALLAHASSEE MEMORIAL HEALTHCARE			6	100%	6
PRESBYTERIAN HOME		6			6
LUMADOC HEALTH		4	2	33%	6
ADVENTHEALTH CELEBRATION EMPLOYEE CLINIC		6			6
MINUTECLINIC DIAGNOSTIC OF KENTUCKY		6			6
MEDEXPRESS URGENT CARE-PITTSFIELD		6			6
GENTLE MEDICINE ASSOCIATES / DR. REGINE BATAILLE		6			6
SOUTHEASTERN DERMATOLOGY GROUP PA		5	1	17%	6
QUICK CARE MED WALK IN AND URGENT CARE			6	100%	6
PLEASANTVILLE OF SEBASTIAN LLC			6	100%	6
MEDICAL CENTER AT OCEAN REEF		1	5	83%	6
UT SOUTHWESTERN MEDICAL CENTER			6	100%	6
CVS NC5532POCT SUMMERFIELD		6			6
MD NOW MEDICAL CENTER			6	100%	6
MEDEXPRESS - NEWARK		6			6
Advanced Care Center			6	100%	6
CVS OH2518POCT COLUMBUS		5	1	17%	6
DEPARTMENT OF HEALTH AND HUMAN SERVICES STATE OF NEW HAMPSHIRE			6	100%	6
CVS NJ2815POCT E BRUNSWICK		4	2	33%	6
PHYSICIANS URGENT CARE BERRY FARMS		4	2	33%	6
NEUROSCIENCE AND SPINE ASSOCIATES, PL		5	1	17%	6
ASCENSION ST VINCENT'S CLAY COUNTY			6	100%	6
PR HEALTH		1	5	83%	6
UNILAB OF DADE INC			6	100%	6
MEDEXPRESS URGENT CARE - MBURG COMMONS		5	1	17%	6
CVS MA507POCT LEOMINSTER		5	1	17%	6
ELITE MD GROUP INC		2	4	67%	6
CENTRAL FLORIDA PRIMARY CARE			6	100%	6
PATHGROUP LABS, LLC		4	2	33%	6
CVS MI8049POCT WATERFORD		5	1	17%	6
UPMC HEALTH SYSTEM		4	2	33%	6
Charles George VAMC		6			6
BAYCARE ALLIANT HOSPITAL			6	100%	6
CAREWELL 301 - WARWICK			6	100%	6
MIAMI RESCUE MISSION CLINIC INC			6	100%	6
INDIANA STATE DEPARTMENT OF HEALTH LABORATORIES			6	100%	6
CVS TX8322POCT AUSTIN		6			6
MOUNT SINAI BROOKLYN LABORATORY		5	1	17%	6
Englewood Health Care Center		6			6
CLINICAL CARE ASSOCIATES			6	100%	6
CITIZENS BAPTIST MEDICAL CENTERS LAB		5	1	17%	6
BETHESDA COMMUNITY HEALTH CENTER			6	100%	6
CVS TX7821POCT LEAGUE CITY		6			6
BETH ISRAEL DEACONESS MEDICAL CENTER			6	100%	6
CVS NV2928POCT LAS VEGAS		6			6

# COVID-19: testing by laboratory

Data through Apr 27, 2021 verified as of Apr 28, 2021 at 09:25 AM

Data in this report are provisional and subject to change.

The numbers in the table below represent the number of Florida and non-Florida residents for whom test results were received by the Department of Health. A person can be tested by more than one laboratory and can have both positive and negative results. **Therefore, the sum of the numbers in each column will be larger than the total number of people tested.**

Reporting lab	Inconclusive	Negative	Positive	Percent positive	Total
ADVENT HEALTH - TUSKAWILLA		4	2	33%	6
MCR HEALTH LAWTON CHILES ADMINISTRATION STE A		1	5	83%	6
MEDICAL CENTER, THE		5	1	17%	6
ADVENTHEALTH CAR CENTER APOPKA			6	100%	6
Bon Secours Place		5	1	17%	6
COVID RAPID LABS		1	5	83%	6
PALMETTO HEALTH ALLIANCE		3	3	50%	6
LPG COCONUT POINT - FAMILY/ INTERNAL MEDICINE		6			6
PENN NURSING CENTER		6			6
SANTOS REHABILITATION CENTER INC			6	100%	6
DOCTORS HOSPITAL OF AUGUSTA		6			6
VIERA PEDIATRICS		1	5	83%	6
ALL4KIDZ PEDIATRICS LLC		3	3	50%	6
ARC POINT LABS OF AUSTIN NORTH			6	100%	6
AMERICAN HEALTH ASSOC. LABORATORY SOUTH		4	2	33%	6
CVS NC6402POCT DAVIDSON		4	2	33%	6
CVS MA2401POCT MARSHFIELD		5	1	17%	6
FAMILY TREE PRIMARY CARE		5	1	17%	6
CVS TX1104POCT ALLEN		6			6
IVY ROSEN MD PLLC		6			6
REDMED OF CROSSTOWN		3	3	50%	6
FLORIDA DEPARTMENT OF HEALTH IN MIAMI DADE COUNTY		5	1	17%	6
NORTH FLORIDA PEDIATRICS JASPER			6	100%	6
CVS MA1852POCT MEDWAY		6			6
MINUTECLINIC 7196		5	1	17%	6
CALIFORNIA DEPARTMENT OF PUBLIC HEALTH		1	5	83%	6
PALM HARBOR DERMATOLOGY		4	2	33%	6
AARK LABORATORY		6			6
SAINT PETER'S UNIVERSITY HOSPITAL		6			6
RAPID MEDLAB (004MO)		5	1	17%	6
CVS NH6596POCT HAMPTON		6			6
JOSEF SCHENKER, MD, PC		6			6
PROHEALTH MED		1	5	83%	6
THE WINDSOR OF OCALA		2	4	67%	6
URGENT CARE HOUSECALLS PA		5	1	17%	6
MINUTECLINIC DIAGNOSTIC OF VIRGINIA, LLC		6			6
FIRST COAST CARDIOVASCULAR INSTITUTE PA			6	100%	6
LOS ALAMOS NATIONAL LABORATORY		6			6
MANATEE MEMORIAL HOSPITAL CLINICAL LABORATORY			6	100%	6
Hiawatha Care Center		6			6
MEDEXPRESS URGENT CARE - HUNTINGTON WE		6			6
MEDI PARTNERS OF S FLORIDA LLC		6			6
GENESIS FAMILY PRACTICE		3	3	50%	6
HENDRY REGIONAL CONVENIENT CARE CENTER			6	100%	6
PANCARE HEALTH - ALTHA PUBLIC			6	100%	6
AMERICAN EAGLE LEESBURG AL LLC DBA VISTA LAKE			6	100%	6
ELITE MEDICAL CENTER		1	5	83%	6

# COVID-19: testing by laboratory

Data through Apr 27, 2021 verified as of Apr 28, 2021 at 09:25 AM

Data in this report are provisional and subject to change.

The numbers in the table below represent the number of Florida and non-Florida residents for whom test results were received by the Department of Health. A person can be tested by more than one laboratory and can have both positive and negative results. **Therefore, the sum of the numbers in each column will be larger than the total number of people tested.**

Reporting lab	Inconclusive	Negative	Positive	Percent positive	Total
MILLER COUNTY HOSPITAL		6			6
UNIVERISTY OF MIAMI			6	100%	6
ARLINGTON OF NAPLES		6			6
MINUTECLINIC, LLC #07852		5	1	17%	6
TRUSTBRIDGE			6	100%	6
VILLAGES HEALTH, THE		4	2	33%	6
MERCY URGENT CARE			6	100%	6
DEPARTMENT OF HEALTH AND HUMAN SERVICES DIVISION OF BEHAVIORAL HEALTH		1	5	83%	6
COMPUNET CLINICAL LAB			6	100%	6
ADVANCED URGENT CARE OF MARATHON		1	5	83%	6
ENIGMA DIAGNOSTIC, INC.			6	100%	6
MEDEXPRESS URGENT CARE - WEIRTON		6			6
CVS IN6654POCT INDIANAPOLIS		5	1	17%	6
JERSEY SHORE MEDICAL CENTER		6			6
MEDEXPRESS - COLLINSVILLE BELT LINE		4	2	33%	6
Kennedy University Hospital		5	1	17%	6
MINUTECLINIC MINUTECLINIC #3665		6			6
LEHIGH REGIONAL MEDICAL CENTER LABORATORY		3	3	50%	6
URGENT TEAM - MUSCLE SHOALS		6			6
TEXAS MEDCLINIC			6	100%	6
CVS PA5241POCT CHALFONT		6			6
LAKELAND VOLUNTEERS IN MEDICINE INC		4	2	33%	6
RURAL HEALTH CARE INC			6	100%	6
PELICAN LANDING		1	5	83%	6
GUTHRIE MEDICAL GROUP LABORATORIES		6			6
BROWARD TRANSITIONAL CENTER			6	100%	6
PIEDMONT HENRY HOSPITAL, INC		6			6
FAMILY CARE MEDICAL CENTER			6	100%	6
MEDEXPRESS URGENT CARE - ELM GROVE		5	1	17%	6
CVS MA957POCT WEST SPRINGFIELD		6			6
DOCTORS OFFICE OF NEW JERSEY		6			6
COVID TESTING LLC			6	100%	6
HELIX KH UC		1	5	83%	6
TULLAHOMA HMA, LLC		5	1	17%	6
SHEEPSHEAD BAY URGENT CARE		6			6
ALLEGRO FLEMING ISLAND		1	5	83%	6
SANITAS LAUDERDALE LAKES			6	100%	6
MINUTECLINIC DIAGNOSTIC OF TN PC #442		4	2	33%	6
DIXIE COUNTY EMERGENCY SERVICES			6	100%	6
FLORIDA HEALTHCARE OF ORLANDO		1	5	83%	6
WELLSTAR ATLANTA MEDICAL CENTER LABORA		5	1	17%	6
THE CLINIC PREMISE HEALTH			6	100%	6
HACKENSACK UNIV MED CTR-PATHOLOGY DEPT		6			6
MARSHALL MEDICAL CENTER SOUTH LAB		5	1	17%	6
MEDEXPRESS URGENT CARE SHADYSIDE		5	1	17%	6
OURMED		5	1	17%	6
ATLANTIC COMMUNITY HIGH SCHOOL		5	1	17%	6



# COVID-19: testing by laboratory

Data through Apr 27, 2021 verified as of Apr 28, 2021 at 09:25 AM

Data in this report are provisional and subject to change.

The numbers in the table below represent the number of Florida and non-Florida residents for whom test results were received by the Department of Health. A person can be tested by more than one laboratory and can have both positive and negative results. **Therefore, the sum of the numbers in each column will be larger than the total number of people tested.**

Reporting lab	Inconclusive	Negative	Positive	Percent positive	Total
MEDEXPRESS URGENT CARE - LOGAN		6			6
MINUTECLINIC LLC #5041		2	4	67%	6
BROOKDALE CLERMONT			6	100%	6
UNILAB		2	4	67%	6
MCKENZIE-WILLAMETTE MEDICAL CENTER LAB		6			6
PRINCETON BMC LABORATORY		6			6
FLORIDA WOMAN CARE LABORATORY			6	100%	6
WAKEMED		1	5	83%	6
AMERICAN MEDICAL RESPONSE - DENVER		3	3	50%	6
CONCENTRA			6	100%	6
CVS TX10140POCT THE WOODLANDS		5	1	17%	6
CVS SC5550POCT CLOVER		5	1	17%	6
MINUTECLINIC #2797		6			6
UF HEALTH PATHOLOGY LABORATORIES			6	100%	6
INFECTION CONTROL/ EMPHEALTH		3	2	40%	5
XRL SXF REF LAB		5			5
NORTH DADE NURSING AND REHABILITATION CENTER			5	100%	5
DOCS URGENT CARE		1	4	80%	5
CHELSEA NYC LAB		5			5
MINUTECLINIC, LLC #7139		5			5
CVS CT750POCT ENFIELD		5			5
VA PRIMARY CARE ANNEX			5	100%	5
Life Care Center of Estero			5	100%	5
COVENANT COLLEGE HEALTH SERVICES		5			5
JACKSON SOUTH COMMUNITY HOSPITAL LAB			5	100%	5
QUINTON MEMORIAL HEALTH CARE CENTER		5			5
THE UNIVERSITY OF VERMONT MEDICAL CENTER		4	1	20%	5
MARION COUNTY FIRE RESCUE		3	2	40%	5
PRECISION LABS LLC		2	3	60%	5
WASHINGTON COLLEGE HEALTH SERVICES		5			5
WALGREENS #03287		5			5
RIO PINAR HEALTH CARE			5	100%	5
WHITE WILSON MEDICAL CENTER - FWB		1	4	80%	5
CVS CA9823POCT SACRAMENTO		5			5
FLORIDA PRIMARY & SPECIALTY CARE		5			5
BRIGHAM AND WOMEN'S HOSPITAL		1	4	80%	5
GENEVA GENERAL HOSPITAL LABORATORY		3	2	40%	5
CVS PA258POCT MCKEES ROCKS		5			5
METHODIST HEALTHCARE UNIVERSITY HOSPIT		5			5
Army Residence Community		5			5
MINUTECLINIC DIAG OF IND, LLC #8645		5			5
LAKE MARY HEALTH AND REHABILITATION CENTER		1	4	80%	5
MINUTECLINIC DIAG OF IND, LLC #6910		5			5
CFS WELLNESS AND MED SPA LLC			5	100%	5
BAYCARE MEDICAL GROUP, INC		5			5
CVS MO10053POCT SAINT PETERS		5			5
UCF STUDENT HEALTH SERVICES LABORATORY		2	3	60%	5

# COVID-19: testing by laboratory

Data through Apr 27, 2021 verified as of Apr 28, 2021 at 09:25 AM

Data in this report are provisional and subject to change.

The numbers in the table below represent the number of Florida and non-Florida residents for whom test results were received by the Department of Health. A person can be tested by more than one laboratory and can have both positive and negative results. **Therefore, the sum of the numbers in each column will be larger than the total number of people tested.**

Reporting lab	Inconclusive	Negative	Positive	Percent positive	Total
ST BARNABAS HOSPITAL		5			5
ARKANSAS DEPARTMENT OF HEALTH			5	100%	5
PREMIER PEDIATRICS		1	4	80%	5
STVHCS - Dental Outpatient Clinic		5			5
HELIX DIAGNOSTIX		2	3	60%	5
CARENOW URGENT CARE - WINTER SPRINGS		4	1	20%	5
CVS IN6757POCT COLUMBUS		5			5
CVS MA1845POCT WILMINGTON		4	1	20%	5
MEDEXPRESS URGENT CARE - BECKLEY CROSS		4	1	20%	5
RHEA MEDICAL CENTER		5			5
CHAMPLAIN VALLEY PHYSICIANS HOSPITAL		3	2	40%	5
INSTANT MEDICAL CARE CENTER		4	1	20%	5
GENTLE HANDS MOBILE PHLEBOTOMY			5	100%	5
SOUTHEAST GEORGIA PHYSICIAN ASSOCIATES		4	1	20%	5
MINUTECLINIC DIAGNOSTIC OF NEVADA-9586		4	1	20%	5
INNOVATIVE COVID-DIVERSEY			5	100%	5
UNIVERSITY OF CHICAGO MEDICAL CENTER LAB			5	100%	5
PEDIATRIC URGENT HEALTH CARE			5	100%	5
MEDICAL UNIVERSITY SC HOSPITAL			5	100%	5
WALGREENS #10264		5			5
CVS NC2771POCT CLAYTON		4	1	20%	5
ALLIANCE FOR MULTISPECIALTY RESEARCH		5			5
MEDEXPRESS URGENT CARE- COLUMBIA HEIGH		5			5
KEYSTONE REHABILITATION AND HEALTH CENTER		1	4	80%	5
IMMERSION RESIDENTIAL LLC			5	100%	5
CANDLER HOSPITAL PATHOLOGY LABORATORY		3	2	40%	5
AHC Decatur County		5			5
TMH PHYSICIAN PARTNERS SOUTHWOOD		1	4	80%	5
CVS SC4122POCT TAYLORS		5			5
FINLAY		1	4	80%	5
PEDIATRICS OF ALTAMONTE		5			5
BOROPARK URGENT CARE		4	1	20%	5
CLINICAL PATHOLOGY LABORATORIES			5	100%	5
MASSASHUSETTS STATE LAB INSTITUTE		2	3	60%	5
CARENOW URGENT CARE - CENTRAL AUSTIN		1	4	80%	5
THE LITTLE CLINIC			5	100%	5
FLAGLER HEALTH SERVICES INC			5	100%	5
NORTHSIDE MEDICAL CENTER		5			5
EASTCHESTER PEDIATRIC MEDICAL GROUP		5			5
CLEVELAND CLINIC MARTIN HEALTH NURSING & RESTORATIVE		5			5
PEDIATRICS OF CENTRAL FLORIDA – POINCIANA		3	2	40%	5
ATLANTA PLUS URGENT CARE			5	100%	5
RIVERVIEW ALF OPERATOR LLC			5	100%	5
MD NOW MEDICAL CENTER INC			5	100%	5
SIGNATURE URGENT CARE			5	100%	5
STARMED FAMILY & URGENT CARE			5	100%	5
WILSON PEDIATRICS			5	100%	5

# COVID-19: testing by laboratory

Data through Apr 27, 2021 verified as of Apr 28, 2021 at 09:25 AM

Data in this report are provisional and subject to change.

The numbers in the table below represent the number of Florida and non-Florida residents for whom test results were received by the Department of Health. A person can be tested by more than one laboratory and can have both positive and negative results. **Therefore, the sum of the numbers in each column will be larger than the total number of people tested.**

Reporting lab	Inconclusive	Negative	Positive	Percent positive	Total
RELIANT IMMUNE DIAGNOSTICS			5	100%	5
ALPHADERA LABS, LLC			5	100%	5
ADVENT HEALTH MEDICAL GROUP		4	1	20%	5
EGL GENETICS DIAGNOSTICS			5	100%	5
MINUTECLINIC DIAGNOSTIC OF PENNSYLVANIA, LLD #1545		5			5
CVS PA10034POCT PITTSBURGH		5			5
CVS IN6551POCT MOORESVILLE		4	1	20%	5
SOUTH FLORIDA FAMILY HEALTH & RESEARCH CTR			5	100%	5
PARADISE VILLA ALF INCORPORATED		5			5
NEW YORK PHYSICIANS LLP		5			5
USCG SECTOR ST PETE		1	4	80%	5
OMNICARE PHARMACY OFTEXAS 1, LP DBA OMNICARE		5			5
TANNER MEDICAL CENTER EAST AL		5			5
ATLANTIC SURGERY CENTER OF JACKSONVILLE BEACH		5			5
PREMIER MEDICAL LABORATORY	1	2	2	40%	5
BIOTECH CLINICAL LABORATORY			5	100%	5
INTERNAL MEDICINE & PRIMARY CARE ASSOCIATES, PLC			5	100%	5
MEDEXPRESS URGENT CARE - WILKES BARRE		4	1	20%	5
CREATIVE PHARMACY SOLUTIONS EAST		5			5
BAPTIST HEALTH - TOWN CENTER			5	100%	5
MEDEXPRESS URGENT CARE - FREDERICK		5			5
ST LUKES HOSPITAL LABORATORY		2	3	60%	5
MEDEXPRESS URGENT CARE - BRIDGEVILLE		5			5
MEDICAL CENTER OF BLOUNTSTOWN			5	100%	5
FLORIDA HOSPITAL LAKE MARY		5			5
CVS MA2172POCT NORTH GRAFTON		5			5
ST LUCIE COUNTY HEALTH DEPARTMENT		4	1	20%	5
Hillspring of Springboro		5			5
PRL NYC PANDEMIC RESPONSE LAB			5	100%	5
MD ANDERSON CANCER CENTER DI BAY AREA			5	100%	5
INDIAN RIVER PRIMARY CARE PA		5			5
WEST PACIFIC MEDICAL LABORATORY			5	100%	5
MEDEXPRESS URGENT CARE MARTINSBURG		3	2	40%	5
AUGUSTA HEALTH			5	100%	5
CVS NJ715POCT WAYNE		5			5
DISCOVERY VILLAGE AT STUART		2	3	60%	5
FAMILY TREE DNA			5	100%	5
FRESENIUS MEDICAL CARE			5	100%	5
CVS NC3853POCT BURLINGTON		4	1	20%	5
CVS IL8750POCT CHICAGO		3	2	40%	5
EAST CENTRAL FLORIDA OUT PATIENT IMAGING			5	100%	5
HAWTHORNE HEALTH AND REHABILITATION			5	100%	5
ADVANCED HEART CARE OF SOUTH FLORIDA		5			5
NORTHERN MICHIGAN UNIVERSITY ATHLETICS		5			5
MEDEXPRESS URGENT CARE - MOUNTAIN HOME		4	1	20%	5
CVS TX7825POCT FRISCO		4	1	20%	5
BAYSHORE LABORATORY		4	1	20%	5

# COVID-19: testing by laboratory

Data through Apr 27, 2021 verified as of Apr 28, 2021 at 09:25 AM

Data in this report are provisional and subject to change.

The numbers in the table below represent the number of Florida and non-Florida residents for whom test results were received by the Department of Health. A person can be tested by more than one laboratory and can have both positive and negative results. **Therefore, the sum of the numbers in each column will be larger than the total number of people tested.**

Reporting lab	Inconclusive	Negative	Positive	Percent positive	Total
FLORIDA CLINICAL LABORATORY - BIOREFERENCE LABORATORIES		2	3	60%	5
PUTNAM HOSPITAL CENTER LABORATORY		5			5
CVS NV408817POCT LAS VEGAS		1	4	80%	5
CVS CA9606POCT TEMECULA		5			5
JOSEPH SCHENKER MD PC		5			5
AHF PUBLIC HEALTH LABORATORY			5	100%	5
LPG PEDIATRICS AT CAPE CORAL		5			5
FLORIDA PRIMARY CARE AND SPORTS MEDICINE INC		2	3	60%	5
BLUETAIL MEDICAL GROUP, LLC		4	1	20%	5
NORTHPORT MEDICAL CENTER LAB		5			5
FLORIDA DEPARTMENT OF HEALTH - INVERNESS		3	2	40%	5
WATERTOWN URGENT CARE PLLC		5			5
WOODHULL MEDICAL AND MENTAL HEALTH CTR		5			5
INVERNESS FAMILY CARE HIGH RISK PLLC			5	100%	5
MEDEXPRESS URGENT CARE FOX CHAPEL		5			5
FRANCES WARDE MEDICAL LABORATORY		2	3	60%	5
ST JOHNS BIOMEDICAL LAB		5			5
DICKSON MEDICAL ASSOCIATES PC PATH LAB		4	1	20%	5
CVS GA5622POCT DALLAS		3	2	40%	5
PATIENT FIRST - ALLENTOWN			5	100%	5
STEBEN COUNTY PUBLIC HEALTH		5			5
MINUTECLINIC, DIAGNOSTIC OF TEXAS, LLC		5			5
COOPER HOSPITAL/UNIVERSITY MEDICAL		5			5
Edward Hines, Jr. VA Hospital		4	1	20%	5
CVS AZ10150POCT PHOENIX		4	1	20%	5
REHABILITATION CENTER AT JUPITER GARDENS		5			5
DIAGNOSTECHS		4	1	20%	5
SAFETY HARBOR SENIOR LIVING			5	100%	5
GOOD SAMARITAN HOSPITAL		3	2	40%	5
NYU WINTHROP LABORATORY		5			5
ST VINCENTS AMBULATORY CARE INC		3	2	40%	5
EAST BANK HOSPITAL - UNIVERSITY OF MINNESOTA MEDICAL CENTER			5	100%	5
BUEN PASTOR MEDICAL CENTER, INC			5	100%	5
JOE DIMAGGIO CHILDREN'S HOSPITAL		1	4	80%	5
VEIL VALLEY MEDICAL CENTER			5	100%	5
PIEDMONT HOSPITAL LAB			5	100%	5
CLINICAL LABORATORIES OF THE BUFFALO		4	1	20%	5
CLINICAL CARE INC			5	100%	5
MINUTECLINIC DIAG OF IND, LLC #6553		5			5
FOUNDCARE, INC			5	100%	5
CFP PHYSICIANS GROUP			5	100%	5
LAKEVIEW HEALTHCARE SYSTEM LLC			5	100%	5
RANDOLPH COUNTY HEALTH & REHABILITATIO		5			5
AMAVIDA		5			5
PINECREST PEDIATRICS GROUP LLC			5	100%	5
URGENT CARE COASTAL GA			5	100%	5
OPTUMCARE FLORIDA, LLC		3	2	40%	5

# COVID-19: testing by laboratory

Data through Apr 27, 2021 verified as of Apr 28, 2021 at 09:25 AM

Data in this report are provisional and subject to change.

The numbers in the table below represent the number of Florida and non-Florida residents for whom test results were received by the Department of Health. A person can be tested by more than one laboratory and can have both positive and negative results. **Therefore, the sum of the numbers in each column will be larger than the total number of people tested.**

Reporting lab	Inconclusive	Negative	Positive	Percent positive	Total
PRINCIPLE HOSPICE SERVICE, LLC			5	100%	5
DEPARTMENT OF HEALTH AND HUMAN SERVICES LANSING			5	100%	5
OCCMED SOLUTIONS		2	3	60%	5
UNIVERSITY OF MIAMI / SCCC RESEARCH LABORATORY			5	100%	5
MINUTECLINIC # 21110		3	2	40%	5
PM PEDIATRICS OF SELDEN		3	2	40%	5
HEALTHCARE NETWORK OF SOUTHWEST FLORIDA			5	100%	5
SCIENCE CARE			5	100%	5
WESTMINSTER SHORES			5	100%	5
COMMONS AT ORLANDO LUTHERAN TOWERS SNF			5	100%	5
NORTHWOOD UNIVERSITY-BENNETT SPORTS CENTER		5			5
CVS IL8751POCT CHICAGO		5			5
WILLOW CREEK RETIREMENT CENTER		5			5
NOVANT HEALTH UVA		2	3	60%	5
CVS IL5797POCT CAROL STREAM		5			5
CVS AZ9290POCT PHOENIX		4	1	20%	5
ST JOSEPHS HOSPITAL PATHOLOGY LAB		4	1	20%	5
ELDER ALTERNATIVES INC		3	2	40%	5
NORTH SHORE HEMATOLOGY-ONCOLOGY ASSOCIATES, PC		5			5
UNC HOSPITAL/MCLENDON CLINICAL LABORATORIES			5	100%	5
BAPTIST HOSPITAL EMPLOYEE HEALTH OFF			5	100%	5
MEDEXPRESS URGENT CARE - DANVILLE		5			5
BROOKDALE NEW PORT RICHEY			5	100%	5
CVS ME329POCT PORTLAND		5			5
ADVENTHEALTH ORLANDO INTERNATIONAL AIRPORT			5	100%	5
Kroger 449 - The Little Clinic Mountain Park		4	1	20%	5
QUALITY MEDICAL CARE			5	100%	5
CVS GA2279POCT SUWANEE		5			5
INVECLINIC US, LLC		5			5
LABCORP UNSPECIFIED		5			5
CARL R DARNALL ARMY MEDICAL CENTER			5	100%	5
ADVANCED PEDIATRICS OF BOCA LLC			5	100%	5
CVS IN5696POCT FORT WAYNE		5			5
RURAL/METRO MIDSOUTH,		5			5
CVS TN7698POCT KNOXVILLE		5			5
MINUTECLINIC DIAGNOSTIC OF PENNSYLVAN		4	1	20%	5
ADVENTHEALTH MEDICAL GROUP PEDIATRICS		2	3	60%	5
LAKE COUNTY DETENTION CENTER		3	2	40%	5
MINUTECLINIC DIAG OF IND LLC #6840		5			5
URGENT MED INC		3	2	40%	5
Birchaven		5			5
CVS OH10893POCT PARMA		2	3	60%	5
NAVAL MEDICAL CENTER			5	100%	5
HILLSBOROUGH COUNTY HEALTH DEPARTMENT			5	100%	5
CVS TX5877POCT PEARLAND		5			5
OCHSNER MEDICAL CENTER			5	100%	5
GRADY MEMORIAL HOSPITAL/MICRO			5	100%	5



# COVID-19: testing by laboratory

Data through Apr 27, 2021 verified as of Apr 28, 2021 at 09:25 AM

Data in this report are provisional and subject to change.

The numbers in the table below represent the number of Florida and non-Florida residents for whom test results were received by the Department of Health. A person can be tested by more than one laboratory and can have both positive and negative results. **Therefore, the sum of the numbers in each column will be larger than the total number of people tested.**

Reporting lab	Inconclusive	Negative	Positive	Percent positive	Total
SJH			5	100%	5
MENORAH MANOR			5	100%	5
THE READING HOSPITAL & MEDICAL CENTER			5	100%	5
THE CLINIC OF PEDIATRICS & GI MEDICINE, INC			5	100%	5
FORSYTH HOUSE			5	100%	5
LIFEPLUS HEALTHCARE GROUP INC		5			5
MEDEXPRESS URGENT CARE PLEASANT HILLS		4	1	20%	5
MIAMI CANCER INSTITUTE			5	100%	5
MIAMI MEDICAL CONSULTANT PA			5	100%	5
PHYSICIANS IMMEDIATE CARE ELGIN			5	100%	5
NIBHA MEDIRATTA MD PL			5	100%	5
ENT AND ALLERGY ASSOCIATES OF FLORIDA, LLC			5	100%	5
NORTHSIDE HOSPITAL- CHEROKEE		4	1	20%	5
MEDEXPRESS URGENT CARE HUNTINGTON		5			5
MINUTECLINIC OF NEVADA-2955 S FT APACH		5			5
GARDENS PEDIATRICS			5	100%	5
SARASOTA IMMEDIATE CARE			5	100%	5
Walker BaptistMedCtr		4	1	20%	5
CYPRESS CREEK MEDICAL CENTER			5	100%	5
MINNESOTA DEPARTMENT OF HEALTH PUBLIC HEALTH LABORATORY DIVISION	1		4	80%	5
SUTTER TRACY COMMUNITY HOSPITAL			5	100%	5
SPRINGHILL SENIOR RESIDENCE		5			5
JOHN T MACKAY MD			5	100%	5
PRECISION DIAGNOSTICS INC - NJ		5			5
TIFT REGIONAL HLTH SYSTEM, INC DBA SOU		5			5
WELLMED AT FORT PIERCE		3	2	40%	5
FRESENIUS KIDNEY CARE SOUTH ORLANDO			5	100%	5
CITRUS HEALTH NETWORK INC		2	3	60%	5
DOCTORS HOSPITAL LAB MEDICAL OFFICE BUILDING			5	100%	5
CVS PA2688POCT COLLEGEVILLE		5			5
GULF COAST VETERANS HCS PANAMA CITY OPC		5			5
Wynfield Park Health and Rehabilitation		5			5
LIVING WATERS MEDICAL CENTER			5	100%	5
MINUTECLINIC LLC #5010		4	1	20%	5
PHYSICIANS QUALITY CARE			5	100%	5
THE RETREAT AT PORT ORANGE			5	100%	5
FIFTH AVENUE PEDIATRICS		3	2	40%	5
MIZELL MEMORIAL HOSPITAL			5	100%	5
APOLLO GARDENS RETIREMENT RESIDENCE CARE		5			5
LAFAYETTE NURSING AND REHAB			5	100%	5
CVS TN6414POCT SMYRNA		3	2	40%	5
POWERS PEDIATRICS			5	100%	5
CAPE COD HOSPITAL			5	100%	5
JUPITER ISLAND MEDICAL CLINIC INC		5			5
NATURE COAST PRIMARY CARE LAB LLC		1	4	80%	5
CVS MA394POCT SEEKONK		5			5
MEASE CONTINUING CARE		3	2	40%	5

# COVID-19: testing by laboratory

Data through Apr 27, 2021 verified as of Apr 28, 2021 at 09:25 AM

Data in this report are provisional and subject to change.

The numbers in the table below represent the number of Florida and non-Florida residents for whom test results were received by the Department of Health. A person can be tested by more than one laboratory and can have both positive and negative results. **Therefore, the sum of the numbers in each column will be larger than the total number of people tested.**

Reporting lab	Inconclusive	Negative	Positive	Percent positive	Total
MED EXPRESS URGENT CARE PC - MARYLAND		4	1	20%	5
REELFOOT FAMILY WALK IN CLINIC		4	1	20%	5
MINUTE CLINIC LLC #1831		5			5
MEDEXPRESS URGENT CARE - WALDORF, CRAIN HWY		5			5
MORGAN STANLEY HEALTH CENTER		5			5
THE DOCTORS CENTER HEALTHCARE-SOUTHSIDE		1	4	80%	5
AEL KNOXVILLE			5	100%	5
URGENT CARE OF ERWIN		5			5
RUSH UNIVERSITY MEDICAL CENTER LABORATORY			5	100%	5
DELAWARE PUBLIC HEALTH LABORATORY		2	3	60%	5
Kroger 099 - The Little Clinic Fort Collins		5			5
DAVENPORT PEDIATRICS PA		1	4	80%	5
CELERION			5	100%	5
PATIENT FIRST - LEESBURG			5	100%	5
MEDEXPRESS - NEW CASTLE, DUPONT HWY		4	1	20%	5
CVS OH3393POCT AURORA		4	1	20%	5
BEACH HOUSE		5			5
MID - FLORIDA PATHOLOGY LLC		1	4	80%	5
AMI ST FRANCIS HOSPITAL LABORATORY		4	1	20%	5
FALLSBURG CHAI		5			5
MINUTECLINIC DIAGNOSTIC OF OHIO #6139		5			5
CVS AZ9210POCT SCOTTSDALE		5			5
RUSSELL SAGE COLLEGE WELLNESS CENTER		5			5
COPELAND MEDICAL CLINIC		3	2	40%	5
MINUTECLINIC DIAGNOSTIC OF VIRGINIA, LLC #1980		3	2	40%	5
SOUTH BEND MEDICAL FOUNDATION			5	100%	5
COLUMBIA MEMORIAL HOSPITAL LABORATORY		5			5
ELITE CARE			5	100%	5
QUEST DIAGNOSTICS PSC		1	4	80%	5
HUNT CLUB MEDICAL CARE			5	100%	5
APC PEDIATRICS			5	100%	5
THONOTOSASSA COMMUNITY HEALTH CENTER		1	4	80%	5
SEASIDE MANOR			5	100%	5
CVS MA447POCT NORTHAMPTON		3	2	40%	5
MINUTECLINIC, LLC #1431		4	1	20%	5
LABS PLUS LLC		5			5
MORRIS HALL/ST JOSEPH NURSING CENTER		5			5
PIEDMONT NEWNAN HOSPITAL		4	1	20%	5
SONATA VERO BEACH		5			5
KETTERING HEALTH			5	100%	5
REGIONAL MEDICAL CENTER BAYONET POINT			5	100%	5
MINUTECLINIC DIAGNOSTIC MED GRP OF SAN		4	1	20%	5
FHPG FAMILY MEDICAL CENTER OF TAMPA BAY		1	4	80%	5
MEDEXPRESS URGENT CARE LAVALE		5			5
WALGREENS# 00323		5			5
LEVY COUNTY DEPT. OF PUBLIC SAFETY		2	3	60%	5
ADVENTHEALTH MEDICAL GROUP FAMILY AND INTERNAL		4	1	20%	5

# COVID-19: testing by laboratory

Data through Apr 27, 2021 verified as of Apr 28, 2021 at 09:25 AM

Data in this report are provisional and subject to change.

The numbers in the table below represent the number of Florida and non-Florida residents for whom test results were received by the Department of Health. A person can be tested by more than one laboratory and can have both positive and negative results. **Therefore, the sum of the numbers in each column will be larger than the total number of people tested.**

Reporting lab	Inconclusive	Negative	Positive	Percent positive	Total
CVS SC1540POCT MYRTLE BEACH		4	1	20%	5
CAREHERE LCS- EUSTIS			5	100%	5
WINCHESTER MEDICAL CENTER			5	100%	5
MEDEXPRESS URGENT CARE - SOUTH PARKERSBURG		5			5
Samuel S. Stratton VAMC		5			5
UNIVERISTY OF MEMPHIS ATHLETIC TRAINI		5			5
Kroger 959 - The Little Clinic Carmel		4			4
Kroger 186 - The Little Clinic Holiday Manor		3	1	25%	4
WILLIAM A HINTON STATE LABORATORY INSTITUTE		1	3	75%	4
H/L of WEst AShley Rhabilitation and Nursing Center		4			4
SOUTH FLORIDA PEDIATRIC PARTNERS			4	100%	4
NYC PUBLIC HEALTH LABS			4	100%	4
MEDEXPRESS URGENT CARE - KOKOMO		4			4
MEDEXPRESS URGENT CARE, FAIRMONT		4			4
CAPITAL HEALTH LABORATORY INC			4	100%	4
Calusa Harbour			4	100%	4
Kroger 752 - The Little Clinic Central Station		3	1	25%	4
CULLMAN REGIONAL URGENT CARE		3	1	25%	4
BOND & STEELE CLINIC PA D/B/A BOND CLINIC PA		4			4
MINUTECLINIC DIAG OF IND LLC #1367		4			4
CVS MI8091POCT FRASER		3	1	25%	4
MEDEXPRESS URGENT CARE - FORT SMITH		4			4
NEXT BIO RESEARCH SERVICES, LLC		1	3	75%	4
HOME DOCS		2	2	50%	4
ROAN DRUG COMPANY LLC		4			4
MEDEXPRESS URGENT CARE-ARLINGTON		3	1	25%	4
CVS CA9492POCT YORBA LINDA		4			4
CVS AZ5026POCT MESA		4			4
FLORIDA HEART AND VASCULAR			4	100%	4
SUMMERFORD NURSING HOME, INC.		4			4
FAMILY MEDICINE AT WATERMAN		4			4
INDUSTRY LAB DIAGNOSTIC PARTNERS			4	100%	4
ManorCare Rehabilitation Center- Decatur		4			4
MONTEFIORE MEDICAL CENTER LABS MONTEFIORE		3	1	25%	4
CVS CA9497POCT IRVINE		4			4
MEDEXPRESS URGENT CARE - EWING		4			4
LAKE MARY PEDIATRICS			4	100%	4
HEARTLAND - CHARLESTON OF HANAHAN SC,		4			4
MINUTECLINIC DIAG OF IND, LLC #6483		2	2	50%	4
ACCENT PHYSICIAN SPECIALISTS PA		4			4
WHITE EARTH IHS MAIN LAB		4			4
DEPARTMENT OF HEALTH AND ENVIRONMENTAL CONTROL			4	100%	4
BETHESDA HOSPITAL WEST BLOOD GAS LAB			4	100%	4
WINDER NURSING INC DBA WINDER HEALTH CARE		4			4
FAMILY MEDICINE AT WINTER PARK			4	100%	4
STEAMBOAT EMERGENCY CENTER			4	100%	4
Crowne Health Care of Montgomery		4			4

# COVID-19: testing by laboratory

Data through Apr 27, 2021 verified as of Apr 28, 2021 at 09:25 AM

Data in this report are provisional and subject to change.

The numbers in the table below represent the number of Florida and non-Florida residents for whom test results were received by the Department of Health. A person can be tested by more than one laboratory and can have both positive and negative results. **Therefore, the sum of the numbers in each column will be larger than the total number of people tested.**

Reporting lab	Inconclusive	Negative	Positive	Percent positive	Total
NEULIFE NEUROLOGICAL SERVICES LLC			4	100%	4
MEDEXPRESS URGENT CARE CHICOPEE		3	1	25%	4
MEMORIAL HEALTH CARE SYSTEMS			4	100%	4
ORLANDO REGIONAL HEALTH SERVICES		2	2	50%	4
MD ANDERSON			4	100%	4
BETHPAGE MEDICAL PLLC		4			4
MEDEXPRESS URGENT CARE - CINNAMINSON		3	1	25%	4
CVS MO4850POCT SPRINGFIELD		4			4
WESLEY CHAPEL INTERNAL MEDICINE AND PEDIATRICS			4	100%	4
UNIVERSITY OF MICHIGAN		2	2	50%	4
SIGNATURE CARE MONTROSE		2	2	50%	4
BRANDON REGIONAL EMERGENCY CTR			4	100%	4
NAVAL HOSPITAL CAMP PENDLETON			4	100%	4
STANFORD HEALTH CARE ANATOMIC PATHOLOGY & CLINICAL LAB			4	100%	4
WE CARE - CARNIVAL CRUISELINE		4			4
Kennedy University Hospital -Wash Twp L		4			4
LABQ CLINICAL DIAGNOSTICS		4			4
REHABILITATION CENTER OF WINTER PARK,THE			4	100%	4
LEON MEDICAL CENTERS, LLC			4	100%	4
MEDEXPRESS URGENT CARE - WEST ST PAUL, ROBERT ST S		3	1	25%	4
MEDEXPRESS URGENT CARE- FORT WORTH N T		4			4
BLACK STALLION WALK IN AND EXERCISE CLINICS LLC		1	3	75%	4
ENGLE CENTER FOR HEALTH SERVICES		4			4
CORIZON HEALTH INC			4	100%	4
PIEDMONT FAYETTE HOSPITAL		2	2	50%	4
BETHPAGE EXTENDED HOURS CENTER		4			4
SHARP MEMORIAL HOSPITAL MICROBIOLOGY DEPT			4	100%	4
FHCP – ORMOND BEACH			4	100%	4
TOTAL RENAL LAB		3	1	25%	4
Lakeview Village		4			4
HAMILTON MEDICAL CENTER LABORATORY		2	2	50%	4
SOUTH BAY CORRECTIONAL FACILITY			4	100%	4
Medilodge of Alpena		4			4
RIVER CITY MEDICAL ASSOCIATES INC			4	100%	4
FISHERMEN'S HOSPITAL			4	100%	4
FLORIDA HEALTHCARE PLAN			4	100%	4
Chestnut Park Rehabilitation and Nursing Center		4			4
EPI			4	100%	4
CVS SC2269POCT COLUMBIA		3	1	25%	4
WALGREENS #04311		4			4
APOPKA FAMILY HEALTH CENTER		3	1	25%	4
BETTERMED URGENT CARE			4	100%	4
OPTUM FLORIDA		3	1	25%	4
Park Ridge Nursing Center		3	1	25%	4
SKYLINE UROLOGY		4			4
HARBORCHASE OF VILLAGES CROSSING			4	100%	4
CARNEGIE HILL PEDIATRICS LLP		3	1	25%	4

# COVID-19: testing by laboratory

Data through Apr 27, 2021 verified as of Apr 28, 2021 at 09:25 AM

Data in this report are provisional and subject to change.

The numbers in the table below represent the number of Florida and non-Florida residents for whom test results were received by the Department of Health. A person can be tested by more than one laboratory and can have both positive and negative results. **Therefore, the sum of the numbers in each column will be larger than the total number of people tested.**

Reporting lab	Inconclusive	Negative	Positive	Percent positive	Total
MINNESOTA DEPARTMENT OF HEALTH LABORATORY	1		3	75%	4
PANCARE HEALTH - PONCE DE LEON			4	100%	4
DEPARTMENT OF HEALTH AND HUMAN SERVICES		2	2	50%	4
MEDEXPRESS URGENT CARE - BECKLEY		2	2	50%	4
RAS MEDICAL SOLUTIONS, LLC		3	1	25%	4
RML PHARMACY PC		4			4
LATCHER LABORATORY OF A O FOX MEMORIAL		2	2	50%	4
Oceanside Health & Rehabilitation Center		4			4
CVS NE5714POCT OMAHA		3	1	25%	4
BARTON MEMORIAL HOSPITAL		3	1	25%	4
YORK HOSPITAL: MICROBIOLOGY			4	100%	4
PORT ORANGE NURSING & REHAB			4	100%	4
PM PEDIATRICS OF SELDEN PLLC		4			4
DERMATOLOGY SPECIALISTS OF FL - DR. JON WARD			4	100%	4
CVS MA2297677CV BOSTON		4			4
MINUTECLINIC DIAG OF IND, LLC #6472		4			4
CVS M05655POCT LIBERTY		1	3	75%	4
IMIC INC RESEARCH			4	100%	4
BAPTIST HEALTH MEDICAL CENTER			4	100%	4
COMMUNITY HEALTH CENTERS INC			4	100%	4
EXPRESS TESTING-ONE			4	100%	4
ACCESS RECOVERY SOLUTIONS LLC			4	100%	4
LUVERNE HEALTH AND REHABILITATION		4			4
SOUTH MIAMI HOSPITAL		1	3	75%	4
CVS MN6811POCT PLYMOUTH		4			4
PREMIER PEDIATRICS LLC			4	100%	4
SMOKY MOUNTAIN URGENT CARE AND FAMILY MEDICINE CENTER			4	100%	4
CVS PA4000POCT INDIANA		4			4
COVANCE CLS			4	100%	4
EXTENDICARE HEALTH & REHAB CENTER		4			4
AIRCARE INTERNATIONAL		4			4
TRUE HEALTH- HOFFNER		3	1	25%	4
INTRACOASTAL LABS INC		4			4
AIRPORT CLINIC			4	100%	4
MEDEXPRESS URGENT CARE - TEAYS VALLEY		3	1	25%	4
MIDDLEBURG VA CBOC		3	1	25%	4
CVS IL1170POCT JOLIET		4			4
MONTCLAIR STATE UNIV/HLTH & WELLNESS		4			4
CRESTAR LABS		2	2	50%	4
URGENT CARE OF THE SMOKIES			4	100%	4
MINUTECLINIC DIAGNOSTIC OF VIRGINIA, LLC #392		4			4
PEACEHEALTH LABORATORIES		3	1	25%	4
CVS SC4382POCT SPARTANBURG		4			4
URGENT TEAM MANAGEMENT OF TENNESSEE, L		3	1	25%	4
ADMERA HEALTH			4	100%	4
MAURY REGIONAL MEDICAL CENTER		4			4
WOMEN'S CARE FLORIDA, LLC		4			4



# COVID-19: testing by laboratory

Data through Apr 27, 2021 verified as of Apr 28, 2021 at 09:25 AM

Data in this report are provisional and subject to change.

The numbers in the table below represent the number of Florida and non-Florida residents for whom test results were received by the Department of Health. A person can be tested by more than one laboratory and can have both positive and negative results. **Therefore, the sum of the numbers in each column will be larger than the total number of people tested.**

Reporting lab	Inconclusive	Negative	Positive	Percent positive	Total
MIDDLETON PEDIATRICS			4	100%	4
SOUTHWESTERN REGIONAL MEDICAL CENTER - TULSA		4			4
CELEBRATION PEDIATRICS			4	100%	4
CVS NH2257POCT MANCHESTER		4			4
University Plaza Rehabilitation and Nursing			4	100%	4
LAKESIDE HOSPITAL BELLE GLADE			4	100%	4
GERALD CHAMPION REGIONAL MEDICAL CENTE		4			4
UNIVERSITY OF WASHINGTON MEDICAL CENTER (UWMC) EMERGENCY DEPT.			4	100%	4
OKLAHOMA STATE UNIVERSITY DIAGNOSTIC LAB			4	100%	4
MEDEXPRESS URGENT CARE - WEXFORD		4			4
MINUTE-CLINIC DIAGNOSTIC OF VIRGINIA, LLC #3949		4			4
MONROE COUNTY DEPT OF PUBLIC HEALTH ST		4			4
GASTROENTEROLOGY ASSOC OF PENSACOLA, PA		2	2	50%	4
HAMPTON ALF AT 24TH ROAD LLC			4	100%	4
CVS OH6164POCT DELAWARE		4			4
NHC HealthCare, Cookeville		4			4
GENUS DIAGNOSTICS			4	100%	4
MEDEXPRESS URGENT CARE - LITTLE ROCK		3	1	25%	4
BRENTWOOD SENIOR LIVING AT ST PETE			4	100%	4
CHILDREN'S MEDICAL GROUP		4			4
FAMILY MEDICAL CLINIC HOMESTEAD, LLC			4	100%	4
Mill Valley Care Center		4			4
KENTUCKY CABINET FOR HEALTH AND FAMILY SERVICES			4	100%	4
MONTANA DEPARTMENT OF PUBLIC HEALTH & HUMAN SERVICES			4	100%	4
WASHINGTON STATE DEPARTMENT OF HEALTH PUBLIC HEALTH LABORATORIES			4	100%	4
SIGNATURE CARE EMERGENCY CENTER		2	2	50%	4
CVS OH2486POCT NILES		2	2	50%	4
NHC HealthCare, Pulaski		4			4
PARKWAY DRUGS OF ONEIDA COUNTY NORTH I		3	1	25%	4
CENTERPLACE HEALTH, INC			4	100%	4
NORTH OKALOOSA CLINIC CORP		1	3	75%	4
ARCPOINT LABS OF ALTAMONTE SPRINGS		2	2	50%	4
UNIVERSITY OF MIAMI HOSPITALS & CLINIC			4	100%	4
CAREWELL URGENT CARE			4	100%	4
REMEDY URGENT CLINIC		2	2	50%	4
CLINICAL CARE CENTER, INC			4	100%	4
OPTUM OF RED ROAD		4			4
WALGREENS #07034		4			4
JUPITER INTERNAL MEDICINE AND ASSOCIATES			4	100%	4
UAB URGENT CARE CLINIC			4	100%	4
ELIZABETH CITY HEALTH & REHABILITATION		4			4
CVS TX1057POCT SAN ANTONIO		3	1	25%	4
AIREVAC INTERNATIONAL		4			4
GUTHRIE MEDICAL GROUP - CORNING		3	1	25%	4
ANY LAB TEST FAST CORP		3	1	25%	4
SUMNER REGIONAL MEDICAL CENTER		3	1	25%	4
CONSULATE HEATH CARE AT WEST ALTAMONTE			4	100%	4

# COVID-19: testing by laboratory

Data through Apr 27, 2021 verified as of Apr 28, 2021 at 09:25 AM

Data in this report are provisional and subject to change.

The numbers in the table below represent the number of Florida and non-Florida residents for whom test results were received by the Department of Health. A person can be tested by more than one laboratory and can have both positive and negative results. **Therefore, the sum of the numbers in each column will be larger than the total number of people tested.**

Reporting lab	Inconclusive	Negative	Positive	Percent positive	Total
CARENOW-LEBANON		2	2	50%	4
BELL-MINOR HOME		4			4
MAILBOX DIAGNOSTICS		2	2	50%	4
CVS MA969POCT PALMER		4			4
PLAINVIEW PRIMARY CARE		4			4
CVS TX5807POCT PEARLAND		4			4
DACH MAIN LAB			4	100%	4
WALGREENS #3811		1	3	75%	4
Kroger 125 - The Little Clinic Castle Rock		3	1	25%	4
PRIMECARE		2	2	50%	4
MEADOWS AT CYPRESS GARDENS, THE		3	1	25%	4
MERCY HOSPITAL			4	100%	4
Millennium Nursing & Rehab Center		4			4
BAYSTATE MEDICAL CENTER		2	2	50%	4
NEMOURS CHILDREN'S CLINIC			4	100%	4
LEESBURG REGIONAL MEDICAL CENTER URGENT CARE			4	100%	4
EAST TENNESSEE CHILDREN'S HOSPITAL		3	1	25%	4
SOUTHEAST GEORGIA HEALTH SERVICES, LLC		4			4
HOME CARE PHARMACY OF PALM COAST INC		4			4
UNIVERSITY OF MIAMI STUDENT HEALTH SERVICE			4	100%	4
Glenis Dr VA Outpatient Clinic		3	1	25%	4
SOFTCELL L-FORM LABORATORIES, LLC		1	3	75%	4
State Lab Unspecifd			4	100%	4
MEDEXPRESS URGENT CARE - TULSA, S YALE AVE		4			4
SOUTHEASTERN REGIONAL MEDICAL CENTER			4	100%	4
REGIONAL MEDICAL LAB			4	100%	4
Loretto Health and Rehabilitation Center		4			4
FASTMED URGENT CARE			4	100%	4
Hunterdon Medical Center Laboratory		4			4
CROSSROADS URGENT CARE PLLC		4			4
AFC URGENT CARE GUNBARREL			4	100%	4
SOMA MEDICAL CENTER PA #3 PALOMINO			4	100%	4
ELITE PRIMARY CARE OF WAYCROSS		1	3	75%	4
AURORA BAYCARE UROLOGY			4	100%	4
WILLIAM S MIDDLETON MEMORIAL VET HOSP		4			4
MEDEXPRESS URGENT CARE- ALLISON PARK		2	2	50%	4
MEDFIRST URGENT CARE			4	100%	4
BAPTIST HOSPITAL NURSING/PATIENT CARE			4	100%	4
SOUTH FLORIDA RESEARCH ORGANIZATION			4	100%	4
MEDICAL CENTER ENTERPRISE			4	100%	4
BAYLOR ESOTERIC AND MOLECULAR LAB			4	100%	4
MIAMI COMMUNITY HEALTH CENTER INC		1	3	75%	4
MINUTECLINIC DIAGNOSTIC OF NORTH CARO		4			4
COMMUNITY PHYSICIANS OF NORTH PORT PA			4	100%	4
SIMEDHEALTH, LLC		2	2	50%	4
THE OASIS ALF		4			4
Bethany Health and Rehab		4			4

# COVID-19: testing by laboratory

Data through Apr 27, 2021 verified as of Apr 28, 2021 at 09:25 AM

Data in this report are provisional and subject to change.

The numbers in the table below represent the number of Florida and non-Florida residents for whom test results were received by the Department of Health. A person can be tested by more than one laboratory and can have both positive and negative results. **Therefore, the sum of the numbers in each column will be larger than the total number of people tested.**

Reporting lab	Inconclusive	Negative	Positive	Percent positive	Total
WYOMING PUBLIC HEALTH LAB			4	100%	4
CAREMOUNT MEDICAL PC - BEDFORD URGENT		4			4
TMH REHABILITATION CENTER		4			4
COOK HOSPITAL AND CARE CENTER		3	1	25%	4
ST JOSEPHS BEHAVIORAL HEALTH CENTER			4	100%	4
ELEVATION HEALTH LABORATORY		4			4
MEDEXPRESS URGENT CARE - SOMERSET TOWNSHIP		4			4
NOT GIVEN		1	3	75%	4
ST. MARY'S HOSPITAL			4	100%	4
FLORIDA MEDICAL CENTER		1	3	75%	4
ELEVATION DIAGNOSTICS		4			4
CVS NJ837POCT MARLTON		4			4
CVS OH6149POCT UPPER ARLINGTON		2	2	50%	4
LOUISIANA DEPT. OF HEALTH AND HOSPITALS-INFECTIOUS DISEASE EPI SECTION			4	100%	4
FLORIDA MEDICAL CLINIC -INTERNAL MED DADE CITY			4	100%	4
COMMUNITY HEALTH CENTER OF WEST PALM BEACH			4	100%	4
FCHC (OB)-DARWIN SQUARE CTR.			4	100%	4
MINUTECLINIC DIAG OF IND, LLC #6908		4			4
PRESBYTERIAN FAMILY HEALTHCARE-KASEMAN		4			4
HCR ManorCare Greentree		4			4
LB Broen Home		4			4
CVS CA9963POCT SAN DIEGO		4			4
DR. G'S URGENT CARE			4	100%	4
CVS MINUTE CLINIC DIAGNOSTIC MED GRP		4			4
CVS MA217POCT TEWKSBURY		3	1	25%	4
CONSOLIDATED LABORATORY SERVICES			4	100%	4
THE DOCTOR'S OFFICE OF WEST CALDWELL		4			4
INTERMOUNTAIN HEALTHCARE CENTRAL LABORATORY			4	100%	4
CVS TX3292POCT WYLIE		4			4
SANFORD SOUTH UNIVERSITY		4			4
CVS IN7653POCT EVANSVILLE		3	1	25%	4
SINAI PLAZA NURSING AND REHAB CENTER			4	100%	4
LIFEHOPE LABS			4	100%	4
TARPON SPRINGS PEDIATRICS, LLC			4	100%	4
Oak Creek Terrace		4			4
AFTER HOURS PEDS			4	100%	4
ST JOHN'S RIVERSIDE HOSPITAL		3	1	25%	4
URGENT CARE - OCONEE		2	2	50%	4
WELLMED AT APOLLO BEACH BLVD		2	2	50%	4
Metro West Nursing and Rehab			4	100%	4
CVS PA1193POCT JENKINTOWN		4			4
ASCENDI HOME HEALTH AGENCY INC			4	100%	4
MINUTE CLINIC DIAGNOSTIC OF VIRGINIA, LLC #6292		3	1	25%	4
FLORIDA DEPARTMENT OF HEALTH (FDOH)		2	2	50%	4
SONIC REFERENCE LABORATORY			4	100%	4
ADVENTHEALTH GORDON		4			4
INTERMARKET FACILITY			4	100%	4

# COVID-19: testing by laboratory

Data through Apr 27, 2021 verified as of Apr 28, 2021 at 09:25 AM

Data in this report are provisional and subject to change.

The numbers in the table below represent the number of Florida and non-Florida residents for whom test results were received by the Department of Health. A person can be tested by more than one laboratory and can have both positive and negative results. **Therefore, the sum of the numbers in each column will be larger than the total number of people tested.**

Reporting lab	Inconclusive	Negative	Positive	Percent positive	Total
DEPARTMENT OF PATHOLOGY ROME MEMORIAL		3	1	25%	4
MEDEXPRESS URGENT CARE - MARKHAM STREE		3	1	25%	4
MARK HOANG MD PA			4	100%	4
TANNER MEDICAL CENTER LABORATORY		3	1	25%	4
POINTE MEDICAL SERVICES INC		2	2	50%	4
COLONIAL MEDICAL CENTER-EAST ORLANDO			4	100%	4
MINUTECLINIC DIAGNOSTIC OF WISCONSIN, LLC		4			4
WOMACK ARMY MEDICAL CENTER			4	100%	4
CLINICAL ASSOCIATES OF ORLANDO LLC		4			4
Georgiana Health and Rehabilitation, LLC		4			4
MEDEXPRESS URGENT CARE-SELINGSGROVE		3	1	25%	4
GUTHRIE CORNING HOSPITAL LABORATORY		4			4
PHOEBE SUMTER MEDICAL CENTER LABORATORY		3	1	25%	4
15 TO KNOW			4	100%	4
SACRED HEART HEALTH SYSTEMS INC			4	100%	4
PALM BEACH CANCER INSTITUTE			4	100%	4
CVS PA10825POCT PLYMOUTH MEETING		4			4
MEDEXPRESS URGEN CARE - EAST BRUNSWICK		4			4
MINUTECLINIC LLC (2335)		3	1	25%	4
HEALTHQUEST, INC		3	1	25%	4
NDX-CORE LAB			4	100%	4
CVS OH2342POCT WEST CHESTER		3	1	25%	4
JERSEY IRISH MEDICAL (DBA AFC URGENT C		3	1	25%	4
MOUNT SINAI AVENTURA DIAGNOSTIC CENTER			4	100%	4
CORTLAND REGIONAL MEDICAL CENTER		4			4
REFUGE A HEALING PLACE, THE			4	100%	4
CVS OH4499POCT LYNDBURST		2	2	50%	4
ENCOMPASS HOME HEALTH		4			4
MOBILE HEALTH MEDICAL SERVICES PC		4			4
Kroger 124 - The Little Clinic University		3	1	25%	4
Willowbrooke Court at Country House		4			4
Eldorado Rehab & Healthcare		4			4
CHILDREN'S HEALTHCARE OF ATLANTA		4			4
EXCEL URGENT CARE OF NJ, LLC		2	2	50%	4
AFFINITY URGENT CARE			4	100%	4
KINGSWAY MEDICAL CENTER INC		1	3	75%	4
MEMORIAL HEALTHCARE SYSTEM		1	3	75%	4
Arbors at Marietta		4			4
VITAL CARE URGENT CARE			4	100%	4
MEDEXPRESS URGENT CARE - NORTH LITTLE		3	1	25%	4
BELLIN HEALTH LAB		1	3	75%	4
IVY CREEK URGENT CARE OF ENTERPRISE			4	100%	4
Kroger 339 - The Little Clinic Highlands - Bardstown Road		4			4
PINELLAS POINT NURSING AND REHAB			4	100%	4
Heartland of Boynton Beach			4	100%	4
VA SALT LAKE CITY HCS		4			4
MICHIGAN HEALTH CLINIC LABORATORIES		3	1	25%	4

# COVID-19: testing by laboratory

Data through Apr 27, 2021 verified as of Apr 28, 2021 at 09:25 AM

Data in this report are provisional and subject to change.

The numbers in the table below represent the number of Florida and non-Florida residents for whom test results were received by the Department of Health. A person can be tested by more than one laboratory and can have both positive and negative results. **Therefore, the sum of the numbers in each column will be larger than the total number of people tested.**

Reporting lab	Inconclusive	Negative	Positive	Percent positive	Total
UF HEALTH PATHOLOGY LABORATORIES			4	100%	4
DYNACARE LABORATORIES			4	100%	4
PM PEDIATRICS OF BAYSIDE, PLLC - MANHASSET		4			4
BIOTEST PLASMA CENTER		4			4
MEDNOW URGENT CARE		3	1	25%	4
IMA MEDICAL CENTER OF OVIEDO			4	100%	4
PILGRIM PHARMACY INC		4			4
JFK INTERNAL MEDICINE FACULTY PRACTICE		2	2	50%	4
DEPARTMENT OF HEALTH/ NEW YORK			4	100%	4
CAPTAIN JAMES A. LOVELL FEDERAL HEALTHCARE CENTER			4	100%	4
ARCPOINT LABS OF FORT LAUDERDALE, FL CENTRAL		1	3	75%	4
ADVENTHEALTH MEDICAL GROUP COMMUNITY MEDICINE		3	1	25%	4
MINUTECLINIC, LLC #5707		4			4
FHPG TAMPA PRIMARY CARE			4	100%	4
MINUTECLINIC DIAGNOSTIC OF MICHIGAN, P		4			4
ADVENTHEALTH NEW SMYRNA BEACH COMMUNITY HEALTH			4	100%	4
SIENA COLLEGE SPORTS MEDICINE CENTER		4			4
CVS TX8387POCT AUSTIN		4			4
CENTRAL FLORIDA INTERNAL OCCUPATIONAL AND		4			4
OMNICARE PHARMACY OF TEXAS 1		4			4
CVS IL4778POCT EVANSTON		4			4
VIDANT MEDICAL CENTER			4	100%	4
MOBIL LAB FOR ALL INC		4			4
MINUTECLINIC DIAGNOSTIC MED GRP OF ORA		3	1	25%	4
CARE ONE PRIMARY CARE			4	100%	4
NOVANT HEALTH PRESBYTERIAN		2	2	50%	4
SOUTHLAND SUITES OF LAKE LAND			4	100%	4
DEVANSH LAB WERKS		1	3	75%	4
STONE CLINICAL LABORATORIES OF FL LLC		4			4
MINUTECLINIC DIAGNOSTIC OF OHIO #5060		4			4
FLORENCE - HUNTSVILLE HOSPITAL URGENT CARE		3	1	25%	4
MEDAC AT PORTERS NECK			4	100%	4
APALACHEE CENTER INC		2	2	50%	4
COVENIENT CARE MEDICAL CLINIC			4	100%	4
HAVEN CUSTEAD CARE CENTER		1	3	75%	4
MEDEXPRESS URGENT CARE - SUMMERSVILLE, WEBSTER RD		4			4
MEDEXPRESS URGENT CARE, LANCASTER WEST		2	2	50%	4
HARBOUR ISLAND PEDIATRICS LLC			4	100%	4
VA OUTPATIENT PHARMACY			4	100%	4
SunTerrace Health Care Center		3	1	25%	4
MEDICINE SHOPPE #1306 THE		3	1	25%	4
FLORIDA HEALTH CARE PLANS STIRLING CENTER			4	100%	4
CVS MA299POCT WORCESTER		4			4
JOHNNIE RUTH CLARKE LAB			4	100%	4
BARRANCO CLINIC PA, THE	1	3			4
Marian Manor, Inc		4			4
UVA HEALTH SYSTEM MEDICAL LABORATORIES			4	100%	4



# COVID-19: testing by laboratory

Data through Apr 27, 2021 verified as of Apr 28, 2021 at 09:25 AM

Data in this report are provisional and subject to change.

The numbers in the table below represent the number of Florida and non-Florida residents for whom test results were received by the Department of Health. A person can be tested by more than one laboratory and can have both positive and negative results. **Therefore, the sum of the numbers in each column will be larger than the total number of people tested.**

Reporting lab	Inconclusive	Negative	Positive	Percent positive	Total
BUCKINGHAM PLACE ALF		4			4
FLORIDA HOSPITAL ALTAMONTE		2	2	50%	4
DEACONESS HOSPITAL			4	100%	4
PHYSICIANS IMMEDIATE CARE AURORA			4	100%	4
MEDEXPRESS URGENT CARE NORWIN		4			4
HEALTH EXPRESS URGENT CARE		2	2	50%	4
CVS OH4300POCT STRONGSVILLE		4			4
LIFE CARE HOME HEALTH SERVICES LLC		1	3	75%	4
CAREWELL 202			4	100%	4
Sears Coastal Nursing and Rehab		4			4
HACKENSACK MERIDIAN URGENT CARE, PC		4			4
COVID PROCESSING SITE			4	100%	4
TAVARES VA COMMUNITY OUTPATIENT CLINIC		4			4
MOBILE URGENT CARE			4	100%	4
ASCENSION ST VINCENT'S MEDICAL CENTER		3	1	25%	4
FLORIDA HOSPITAL PHYSICIANS GROUP		1	3	75%	4
WALGREENS # 09788		4			4
ALVARO J DANGOND MD PA		4			4
ST PETE DIRECT PRIMARY CARE		2	2	50%	4
MD NOW URGENT CARE - DELRAY WEST			4	100%	4
OLEAN GENERAL HOSPITAL		4			4
MINUTECLINIC, LLC #07876		3	1	25%	4
KINGSTON RESIDENCE OF MARION		4			4
MAYO CLINIC BEACHES PRIMARY CARE CTR		3	1	25%	4
ADVANCED URGENT CARE LLC		1	3	75%	4
CVS OH3329POCT LAKEWOOD		4			4
MARSHFIELD LABORATORIES			4	100%	4
CVS CA8850POCT HUNTINGTON BEACH		3	1	25%	4
CVS IL7017POCT BLOOMINGTON		4			4
Crowne Health Care of Greenville		4			4
Westminster Manor		3	1	25%	4
PANCARE HEALTH YOUNGSTOWN			4	100%	4
L3HARRIS FAMILY MEDICAL CENTER			4	100%	4
RAJ K PAI MD PA			4	100%	4
AHC of McKenzie		4			4
Kroger 895 - The Little Clinic Green Hills		4			4
GIEBEIG FAMILY MEDICINE PA			4	100%	4
CVS AZ33POCT TEMPE		4			4
MEDEXPRESS URGENT CARE - WESTFIELD, E MAIN ST		3	1	25%	4
CULLMAN REGIONAL MEDICAL CENTER		3	1	25%	4
MARIANNA CBOC		4			4
MEDEXPRESS URGENT CARE - WICHITA, S SENECA ST		2	2	50%	4
CVS PA1657POCT YORK		3	1	25%	4
OHIO CVS STORES		3	1	25%	4
RELIANT ACUTE CARE			4	100%	4
ASPEN VALLEY HOSPITAL			4	100%	4
Brookcrest Nursing Home		4			4

# COVID-19: testing by laboratory

Data through Apr 27, 2021 verified as of Apr 28, 2021 at 09:25 AM

Data in this report are provisional and subject to change.

The numbers in the table below represent the number of Florida and non-Florida residents for whom test results were received by the Department of Health. A person can be tested by more than one laboratory and can have both positive and negative results. **Therefore, the sum of the numbers in each column will be larger than the total number of people tested.**

Reporting lab	Inconclusive	Negative	Positive	Percent positive	Total
FLORIDA CANCER SPECIALISTS AND RESEARCH		2	2	50%	4
MPG JACKSONVILLE ATLANTIC BLVD		1	3	75%	4
MID FLORIDA HEALTH INC			4	100%	4
PDL PHARMACY CORP			4	100%	4
LAKE FOREST PARK OP CO LLC		4			4
ACHN CLINIC			4	100%	4
GILCHRIST COUNTY HEALTH DEPT			4	100%	4
UNION CITY MANOR NURSING CENTER		4			4
INFINITI LABS INC			4	100%	4
ManorCare Health Services Camp Hill		4			4
Health Care Center of Jacksonville			4	100%	4
ORANGE COUNTY HEALTH DEPARTMENT		2	2	50%	4
DTR LABS		3	1	25%	4
FAMILY FIRST PEDIATRICS			3	100%	3
URGENT DOC - URGENT CARE CLINIC			3	100%	3
NEW YORK STATE DEPARTMENT OF HEALTH		1	2	67%	3
WINDSOR AT OCALA		2	1	33%	3
CVS IL2798POCT CHICAGO		1	2	67%	3
MINUTECLINIC DIAGNOSTIC OF PA LLC		3			3
Florida Baptist Retirement Center		1	2	67%	3
ADRIANA M CASTRO MD PA		3			3
MURFREESBORO MEDICAL CLINIC		3			3
INSPIRED LIVING AT SARASOTA			3	100%	3
NORTHEAST FLORIDA INTERNAL MEDICINE PA		3			3
EMERALD PARK OF HOLLYWOOD			3	100%	3
MEDEXPRESS URGENT CARE - VINELAND S MA		3			3
HOUSTON MEDICAL CENTER			3	100%	3
HELIX LW UC		1	2	67%	3
HILLVIEW LABORATORY			3	100%	3
Home Health Care Clinic		2	1	33%	3
CAREHERE LLC			3	100%	3
GINKGO-IXLAYER		3			3
SIGNATURE CARE PFLUGERVILLE			3	100%	3
CRISP REGIONAL HOSPITAL		3			3
ACCESS LABORATORIES LLC			3	100%	3
ORLANDO AIRPORT DIALYSIS		3			3
CLINICAL CARE ASSOCIATES, INC			3	100%	3
CARENOW-ATASCOCITA			3	100%	3
EMERALD TRACE		3			3
Schoolcraft Medical Care Facility		3			3
SPARROW CENTRAL LAB			3	100%	3
FAMILY CARE SPECIALISTS OF ORLANDO			3	100%	3
EXPEDIAN URGENT CARE			3	100%	3
Kroger 387 - The Little Clinic Hubbards Lane		3			3
MARLBORO URGENT CARE		3			3
MEDEXPRESS URGENT CARE - TOTOWA		3			3
RIVERSIDE METHODIST HOSPITAL LAB			3	100%	3

# COVID-19: testing by laboratory

Data through Apr 27, 2021 verified as of Apr 28, 2021 at 09:25 AM

Data in this report are provisional and subject to change.

The numbers in the table below represent the number of Florida and non-Florida residents for whom test results were received by the Department of Health. A person can be tested by more than one laboratory and can have both positive and negative results. **Therefore, the sum of the numbers in each column will be larger than the total number of people tested.**

Reporting lab	Inconclusive	Negative	Positive	Percent positive	Total
ISLAND NURSING HOME		2	1	33%	3
MISSISSIPPI CARE CENTER OF DEKALB LLC		3			3
SPRING LAKE REHABILITATION CENTER			3	100%	3
MEMORIAL HERMANN			3	100%	3
BOSTON MEDICAL CENTER			3	100%	3
MEDEXPRESS URGENT CARE - TOPEKA, SW WANAMAKER RD		3			3
ASPIRUS WAUSAU HOSPITAL			3	100%	3
CVS OH4359POCT HUDSON		3			3
CVS HEALTH, #5962		3			3
MEDEXPRESS URGENT CARE-CHIPPEWA		2	1	33%	3
TARRANT COUNTY PUBLIC HEALTH		3			3
AVANTE INVERNESS		1	2	67%	3
JS HEALTHCARE		2	1	33%	3
ADVANCED PEDIATRICS			3	100%	3
Kroger 627 - The Little Clinic Castleberry		2	1	33%	3
WHOLE CHILD PEDIATRICS			3	100%	3
CAMPAZZI CONCIERGE MEDICAL SERVICES		2	1	33%	3
SSM HEALTH ST LOUIS MICROBIOLOGY LABORATORY		1	2	67%	3
CVS IN6608POCT NEW PALESTINE		1	2	67%	3
CVS AZ7075POCT CHANDLER		3			3
CVS MO5727POCT PLATTE CITY		3			3
MEDEXPRESS URGENT CARE, BELLE VERNON		3			3
DEBORAH HEART AND LUNG CENTER		3			3
CVS CA9103POCT ESCONDIDO		3			3
ORMOND BEACH URGENT CARE			3	100%	3
SOFTLAB			3	100%	3
LOYOLA UNIVERSITY MEDICAL CENTER LABORATORY			3	100%	3
MEMORIAL HEALTH UNIVERSITY MEDICAL CENTER			3	100%	3
TIFTON CARECONNECT URGENT CARE			3	100%	3
SKIPPACK MEDICAL LAB			3	100%	3
HEALTH EXPRESS		3			3
NATIONAL JEWISH HEALTH			3	100%	3
Glenview Terrace Nursing Center		3			3
WELLSTAR PAULDING HOSPITAL		3			3
CVS TX2876POCT PROSPER		3			3
PIEDMONT MOUNTAINSIDE HOSPITAL LAB - E		3			3
MINUTECLINIC DIAG OF IND, LLC #5369		2	1	33%	3
DASCENA LAB			3	100%	3
HELIX URGENT CARE			3	100%	3
CVS OH6167POCT ASHLAND		3			3
CARE ATC ARLINGTON CENTRAL PARK		3			3
BAPTIST HEALTH SURGERY CENTER AT NORTHPOINT			3	100%	3
MEDICAL CITY DALLAS HOSPITAL			3	100%	3
Fort Gaines Health and Rehab		3			3
MINUTECLINIC DIAGNOSTIC MEDICAL		3			3
MED FUSION			3	100%	3
CVS CA9858POCT SANTA CLARITA		3			3

# COVID-19: testing by laboratory

Data through Apr 27, 2021 verified as of Apr 28, 2021 at 09:25 AM

Data in this report are provisional and subject to change.

The numbers in the table below represent the number of Florida and non-Florida residents for whom test results were received by the Department of Health. A person can be tested by more than one laboratory and can have both positive and negative results. **Therefore, the sum of the numbers in each column will be larger than the total number of people tested.**

Reporting lab	Inconclusive	Negative	Positive	Percent positive	Total
BARONESS ERLANGER HOSPITAL		3			3
ORCHID COVE DAYTONA			3	100%	3
ADVENT HEALTH MEDICAL GROUP FAMILY MEDICINE			3	100%	3
UHEALTH JACKSON URGENT CARE - CUTLER BAY		1	2	67%	3
YATES COUNTY PUBLIC HEALTH		3			3
EAST CORE LAB			3	100%	3
SOUTHEASTERN IMMEDIATE CARE- MILLEDGEVILLE GA			3	100%	3
UNITY HEALTH AND REHABILITATION CENTER			3	100%	3
HOCHBERG LOWER SCHOOL		3			3
WOODMARK AT UPTOWN ASSISTED LIVING		3			3
CANOPY PEDIATRICS		3			3
CVS NM7242POCT ALBUQUERQUE		3			3
CVS NE8615POCT LINCOLN		2	1	33%	3
Granville Center	1	2			3
QUEST DIAGNOSTICS INCORPORATED	1		2	67%	3
RENE F CEDENO DMD PA		3			3
MINUTECLINIC DIAGNOSTIC, PA		3			3
GYN PATH SERVICES			3	100%	3
DOCTOR 4 U CLINIC		1	2	67%	3
Kroger 758 - The Little Clinic Providence		3			3
CROSSVILLE MEDICAL GROUP		1	2	67%	3
HOMELAND CENTER		3			3
CHEROKEE COUNTY HEALTH AND REHAB CENTER		3			3
MEDIC INFUSION PA		3			3
EFFINGHAM HOSP, INC, DBA EFFINGHAM HEALTH		3			3
CVS NC7548POCT FUQUAY VARINA		2	1	33%	3
MEDEXPRESS URGENT CARE-CLOQUET		3			3
HARBORCHASE OF GAINESVILLE			3	100%	3
CVS NC3514POCT STANLEY		3			3
BNC Medical Investors, LLC Berrien Nursing & Rehabilitation Center		3			3
CVS RI326POCT NORTH SMITHFIELD		3			3
FLORIDA MENTOR-POINT WEST CLUSTER		3			3
FLORIDA ADDICTION AND RECOVERY CENTER INC		3			3
MINUTECLINIC DIAGNOSTIC OF OHIO #6192		3			3
ALLEGHENY GENERAL HOSPITAL			3	100%	3
ADVENTHEALTH SEBRING- INFECTION CONTROL DEPARTMENT			3	100%	3
MEDEXPRESS URGENT CARE GREENSBURG		2	1	33%	3
GREATER MOBILE URGENT CARE – SPRINGHILL			3	100%	3
Kroger 768 - The Little Clinic Leestown Rd		2	1	33%	3
MEDEXPRESS URGENT CARE, HERMITAGE		1	2	67%	3
NEMOURS CHILDRENS PRIMARY CARE MAITLAND			3	100%	3
SINAI POST ACUTE NURSING AND REHAB CE		3			3
HEALTH AND WELLNESS URGENT CARE LLC			3	100%	3
HELIX BIOMEDICS LLC			3	100%	3
Cleveland Clinic Weston			3	100%	3
NORTHWELL HEALTH			3	100%	3
DOUGLASVILLE NURSING AND REHABILITATIO		3			3

# COVID-19: testing by laboratory

Data through Apr 27, 2021 verified as of Apr 28, 2021 at 09:25 AM

Data in this report are provisional and subject to change.

The numbers in the table below represent the number of Florida and non-Florida residents for whom test results were received by the Department of Health. A person can be tested by more than one laboratory and can have both positive and negative results. **Therefore, the sum of the numbers in each column will be larger than the total number of people tested.**

Reporting lab	Inconclusive	Negative	Positive	Percent positive	Total
WAL-MART STORES EAST LP		2	1	33%	3
OCEAN MEDICAL CENTER		2	1	33%	3
PRIMBIO RESEARCH INSTITUTE LLC		3			3
EDITH NOURSE ROGERS MEMORIAL VAMC		3			3
CVS PA371POCT PHILADELPHIA		3			3
WINDERMERE PEDIATRICS			3	100%	3
MINUTECLINIC DIAGNOSTIC OF TEXAS, LLC #7435		2	1	33%	3
Kingston Care Center of Sylvania		3			3
STARLING AT SAN JOSE			3	100%	3
MEDEXPRESS URGENT CARE - HADLEY		3			3
TAYLOR MANOR		1	2	67%	3
MARRA'S PHARMACY		3			3
SOUTHERN CORRECTIONAL MEDICINE LLC		3			3
MT CARMEL PHARMACY INC		3			3
NOVA SOUTHEASTERN UNIVERSITY		2	1	33%	3
EAST NAPLES PEDIATRICS			3	100%	3
NASSAU COUNTY HEALTH DEPARTMENT-FERNANDINA BEACH C		3			3
Crowne Health Care of Mobile		3			3
BROOKDALE SENIOR LIVING			3	100%	3
BLACKWATER RIVER			3	100%	3
PEDIATRICS IN NORTH FLORIDA PA			3	100%	3
TRISTAR WELLNESS, LLC		3			3
PLANT CITY FAMILY CARE		3			3
MINUTECLINIC DIAGNOSTIC OF NEW MEXICO LLC #7552		3			3
OLYMPUS HEALTH AND PERFORMANCE			3	100%	3
PEACE OF MIND REHAB CENTER		3			3
Westside Terrace		3			3
LPG PEDIATRICS AT LEHIGH ACRES		2	1	33%	3
ADVANCED MEDICAL RESEARCH CENTER LLC			3	100%	3
CVS MA915POCT BEVERLY		1	2	67%	3
CVS TX7156POCT RICHARDSON		3			3
ADVANCED URGENT CARE CENTER OF THE UPPER KEYS		1	2	67%	3
SHANDS AT LAKE SHORE LAB		1	2	67%	3
HEALGEN SCIENTIFIC			3	100%	3
Mitchell Hollingsworth Nursing and Rehab		3			3
CORNERSTONE MEDICAL CARE OF BRANDON		2	1	33%	3
SUN TERRACE HEALTH CARE CENTER			3	100%	3
CVS AZ1720POCT QUEEN CREEK		3			3
LITTLE SPURS PEDIATRIC URGENT CARE		1	2	67%	3
NEWCARE PRIMARY MEDICINE			3	100%	3
Kroger 388 - The Little Clinic Braelinn Village		3			3
Concordia Village of Tampa			3	100%	3
SOUTHCARE PHARMACY INC		1	2	67%	3
BROOKDALE ALTAMONTE SPRINGS			3	100%	3
LIFEGUARD AMBULANCE SERVICE LLC - BAY COUNTY			3	100%	3
EMORY CRAWFORD LONG HOSPITAL			3	100%	3
COMMUNITY MEDICAL CENTER			3	100%	3



# COVID-19: testing by laboratory

Data through Apr 27, 2021 verified as of Apr 28, 2021 at 09:25 AM

Data in this report are provisional and subject to change.

The numbers in the table below represent the number of Florida and non-Florida residents for whom test results were received by the Department of Health. A person can be tested by more than one laboratory and can have both positive and negative results. **Therefore, the sum of the numbers in each column will be larger than the total number of people tested.**

Reporting lab	Inconclusive	Negative	Positive	Percent positive	Total
UK HEALTHCARE			3	100%	3
CARECENTER PHARMACY, LLC		3			3
GENDERXPRESS/PICTURE ME PERFECT IMAGING			3	100%	3
BRADENTON PHYSICIAN MEDICAL CENTER			3	100%	3
CVS OH2381POCT LEWIS CENTER		3			3
ROYAL PALM RETIREMENT CENTRE		3			3
NORTHCREST MEDICAL CENTER		1	2	67%	3
INTERNAL MEDICINE & PEDIATRICS WELLNESS CENTER			3	100%	3
HOPE HEALTH CARE, LLC		3			3
MID-FLORIDA PATHOLOGY LLC - MOBILE UNIT # 3		1	2	67%	3
Maryfield Inc. dba Pennybyrn		3			3
ASANTE THREE RIVERS MEDICAL CENTER LAB		3			3
HARRINGTON PARK HEALTH AND REHAB		3			3
CVS TX19POCT SPRING		3			3
CVS MN663POCT APPLE VALLEY		2	1	33%	3
LEGACY ER AND URGENT CARE			3	100%	3
CVS MO10151POCT SPRINGFIELD		2	1	33%	3
BOLING, STEPHANIE		3			3
2412 LEBANON PIKE		2	1	33%	3
MARION OAKS ASSISTED LIVING		3			3
NORTHSIDE HOSPITAL D/B/A ARTHRITIS		3			3
PENSACOLA MEDICAL CLINIC LLC			3	100%	3
MEMORIAL HERMANN CONSOLIDATED LABORATORY SERVICES			3	100%	3
MEDEXPRESS URGENT CARE - WHEELING		2	1	33%	3
LAHEY CLINIC MEDICAL CENTER			3	100%	3
COOPER UNIVERSITY HOSPITAL LABORATORY		2	1	33%	3
CVS AZ7841POCT TUCSON		3			3
MARYLAND STATE DEPT OF HEALTH	2		1	33%	3
SCRIPPS CLINIC MEDICAL			3	100%	3
VELOCITY CARE			3	100%	3
MINUTECLINIC DIAGNOSTIC PA #3344		3			3
MINUTECLINIC, LLC #05891		2	1	33%	3
KIDSVILLE PEDIATRICS IV PA		1	2	67%	3
PINELLAS CHD - CLEARWATER		2	1	33%	3
OPTUM PRIMARY CARE - SILVER LAKES			3	100%	3
HUMC		1	2	67%	3
TIEHH BIOTERRORISM RESPONSE LAB			3	100%	3
FLAGLER FAMILY MEDICINE PA			3	100%	3
CONCENTRA - PLANTATION		3			3
OMNI HEALTHCARE INC		1	2	67%	3
UHEALTH CORAL SPRINGS			3	100%	3
DELRAY BEACH HEALTH DEPT LAB			3	100%	3
Huntington Health Care and Rehabilitation Center		3			3
GEISINGER COMMUNITY MEDICAL CENTER			3	100%	3
PROMPT CARE OF CENTRAL FLORIDA LLC			3	100%	3
IP BOISE 1		2	1	33%	3
FLORIDA LABORATORY ANALYSIS, LLC			3	100%	3

# COVID-19: testing by laboratory

Data through Apr 27, 2021 verified as of Apr 28, 2021 at 09:25 AM

Data in this report are provisional and subject to change.

The numbers in the table below represent the number of Florida and non-Florida residents for whom test results were received by the Department of Health. A person can be tested by more than one laboratory and can have both positive and negative results. **Therefore, the sum of the numbers in each column will be larger than the total number of people tested.**

Reporting lab	Inconclusive	Negative	Positive	Percent positive	Total
NC STATE LABORATORY OF PUBLIC HEALTH		3			3
C19 LABS			3	100%	3
BROADWAY HEALTH FLORIDA MEDICAL CLINIC URGENT CARE			3	100%	3
NEWSTAR MEDICAL LABORATORIES		3			3
MC DIAGNOSTIC OF CONNECTICUT, PC #252		2	1	33%	3
UNIVERSITY HEALTH SERVICES RIVER CAMPUS		2	1	33%	3
SERENADES BY SONATA		1	2	67%	3
EXETER HOSPITAL		3			3
HALIFAX HEALTH CARE FOR WOMEN		3			3
BROOKDALE OAKBRIDGE		1	2	67%	3
WEILL CORNELL MEDICAL ASSOCIATES - EAST SIDE		3			3
HELGEMO & LIOU PEDIATRICS			3	100%	3
Walgreens #5984		3			3
CVS NJ2508POCT MANALAPAN		3			3
MEDHELP 280		3			3
MEDEXPRESS URGENT CARE - JEANNETTE		3			3
SUNDALE NURSING HOME		3			3
UC CORAL GABLES		1	2	67%	3
Orchid Cove at Naples			3	100%	3
F W HUSTON MEDICAL CENTER SENIOR LIVIN		3			3
LRHS Florida Poly Tech		3			3
CVS MO8555POCT KANSAS CITY		3			3
WEST COCOA PHARMACY			3	100%	3
MYKIDZMD PEDIATRICS PLLC		3			3
BASCOM PALMER EYE INSTITUTE			3	100%	3
PREMIER FAMILY AND SPORTS MEDICINE		2	1	33%	3
VIRTUA MEMORIAL HOSPITAL BURLINGTON COUNTY		1	2	67%	3
ACCESS HEALTH CARE		2	1	33%	3
CATSKILL REGIONAL MEDICAL CENTER		3			3
MARYWOOD NURSING CARE CENTER		3			3
PHYSICIANS CARE INC		1	2	67%	3
US SPECIALTY LABS			3	100%	3
FAMILY TREE MEDICAL GROUP PA		2	1	33%	3
VA West Los Angeles Medical Center		3			3
IOWA DEPARTMENT OF PUBLIC HEALTH			3	100%	3
SEMINOLE FAMILY HEALTH CENTER		3			3
CVS PA7611POCT ALLISON PARK		3			3
OPENTRONS PRL		2	1	33%	3
MINUTECLINIC DIAGNOSTIC OF WISCONSIN,		3			3
CVS MINUTE CLINIC		1	2	67%	3
CVS PHARMACY INC DBA CVS/PHARMACY #10908		3			3
MEDEXPRESS URGENT CARE - CHERRY HILL		3			3
NASSAU COUNTY HEALTH DEPARTMENT		3			3
ADVENTHEALTH IMAGING LAKE NONA		1	2	67%	3
SAVANNAH COVE		3			3
Medilodge of Montrose		3			3
CVS CA9145POCT SANTEE		2	1	33%	3

# COVID-19: testing by laboratory

Data through Apr 27, 2021 verified as of Apr 28, 2021 at 09:25 AM

Data in this report are provisional and subject to change.

The numbers in the table below represent the number of Florida and non-Florida residents for whom test results were received by the Department of Health. A person can be tested by more than one laboratory and can have both positive and negative results. **Therefore, the sum of the numbers in each column will be larger than the total number of people tested.**

Reporting lab	Inconclusive	Negative	Positive	Percent positive	Total
QUEST DIAGNOSTICS CLINICAL LABORATORIES INC		2	1	33%	3
WELLSTAR URGENT CARE SHALLOWFORD		1	2	67%	3
AZALEALAND NURSING HOME		3			3
PEDIATRICS AND ADOLESCENT MEDICINE		2	1	33%	3
TRUE HEALTH – LAKE UNDERHILL		3			3
CENTRAL DUPAGE HOSPITAL			3	100%	3
MONTANA PUBLIC HEALTH LAB			3	100%	3
CORNERSTONE DRUG AND GIFT INC		3			3
FELICIDAD MEDICAL CENTER INC			3	100%	3
FLORIDA MEDICAL ASSOCIATES		3			3
CENTURY LINK SPORTS COMPLEX			3	100%	3
HOLY CITY MED URGENT CARE			3	100%	3
RIGHT AT HOME			3	100%	3
CVS IL8753POCT CHICAGO		3			3
AFC URGENT CARE CLEVELAND			3	100%	3
UNIVERSITY URGENT CARE			3	100%	3
NORTH NAPLES HOSPITAL RESPIRATORY THERAPY DEPARTMENT			3	100%	3
MEDEXPRESS - WILMINGTON KIRKWOOD HIGHWAY		2	1	33%	3
CABELL HUNTINGTON HOSPITAL CLINICAL LAB			3	100%	3
LINCOLN MEDICAL CENTER		3			3
ACL LABORATORIES INDUSTRIAL TOXICOLOGY			3	100%	3
CLARA MAASS TRANSITIONAL CARE UNIT		3			3
CVS MA1945POCT HANOVER		3			3
CUMBERLAND MEDICAL CENTER INC		3			3
HARBORCHASE OF STUART			3	100%	3
PRIMARY CARE CENTER OF LAKE CITY, THE			3	100%	3
INTERNAL MEDICINE AND WOUND CARE SPECIALIST LLC		3			3
GONZALEZ MD AND ASWAD MD HEALTH SERVICES			3	100%	3
CVS MA1179POCT HUDSON		2	1	33%	3
MCGUFFEY HEALTH CARE CENTER INC		3			3
SCIENTIFIC LABORATORY DIVISION			3	100%	3
THE OASIS BEACHSIDE		3			3
CARESPOT-WELLINGTON			3	100%	3
GRASSY SPRAIN PHARMACY INC		3			3
BETHESDA HOSPITAL EAST BLOOD GAS LAB			3	100%	3
CVS AZ7263POCT PHOENIX		3			3
MEDEXPRESS-HOUSTON EAST FWY		1	2	67%	3
Medilodge of Monroe		3			3
BOONES CREEK URGENT CARE		1	2	67%	3
SURETOX LABORATORY LLC		2	1	33%	3
LEE MEMORIAL HOSPITAL BLOOD GAS LAB			3	100%	3
PROPATH			3	100%	3
Greystone Health Care Center		3			3
GROVES CENTER			3	100%	3
CELEBRATION PRIMARY CARE ASSOCIATES LLC		3			3
MAYO		1	2	67%	3
PROHEALTH PRIMARY CARE - GLEN OAKS		3			3

# COVID-19: testing by laboratory

Data through Apr 27, 2021 verified as of Apr 28, 2021 at 09:25 AM

Data in this report are provisional and subject to change.

The numbers in the table below represent the number of Florida and non-Florida residents for whom test results were received by the Department of Health. A person can be tested by more than one laboratory and can have both positive and negative results. **Therefore, the sum of the numbers in each column will be larger than the total number of people tested.**

Reporting lab	Inconclusive	Negative	Positive	Percent positive	Total
SAN JUAN REGIONAL MEDICAL CENTER		3			3
BROOME COUNTY HEALTH DEPARTMENT		2	1	33%	3
CVS CA9485POCT MISSION VIEJO		3			3
CVS SC5471POCT LEXINGTON		2	1	33%	3
THE PATHOLOGY LABORATORY		1	2	67%	3
PEDIATRICS BY THE SEA JOG RD OFFICE			3	100%	3
The Good Shepherd		3			3
FULGENT GENETICS HOUSTON		3			3
Kroger 448 - The Little Clinic Mason		3			3
CLINICA HISPANIA			3	100%	3
THE DOCTORS OFFICE OF BRICK, LLC		3			3
LEGACY ER & URGENT CARE - FRISCO WEST			3	100%	3
JOJAN PHARMA INC		3			3
CTRS			3	100%	3
ONE MEDICAL GROUP		1	2	67%	3
NEBRASKA MEDICAL CENTER			3	100%	3
Good Samaritan Society - Fairfield Glade		3			3
NASON HOSPITAL			3	100%	3
PINELLAS PARK HEALTH CENTER - PINELLAS CHD		1	2	67%	3
LEE CONVENIENT CARE AT SUMMERLIN			3	100%	3
STRINGFELLOW MEMORIAL HOSPITAL		3			3
CVS GA5637POCT VILLA RICA		3			3
Kroger 592 - The Little Clinic Alexander Plaza		2	1	33%	3
Lebanon VAMC		2	1	33%	3
VIRGINIA DEPARTMENT OF HEALTH DIVISION OF			3	100%	3
CVS MA137POCT QUINCY		3			3
MEDEXPRESS URGENT CARE, HANOVER		2	1	33%	3
Rosedale Green		3			3
SOLERA SPECIALTY PHARMACY LLC		2	1	33%	3
LabCorp of America			3	100%	3
ALLIED PHYSICIANS GROUP PLLC		3			3
24TH WEAPONS OF MASS DESTRUCTION - CIVIL SUPPORT		3			3
GULF COAST IMMEDIATE CARE CENTER		1	2	67%	3
CVS IN6605POCT INDIANAPOLIS		2	1	33%	3
John Knox Manor Inc II		2	1	33%	3
CVS TX7675POCT RED OAK		1	2	67%	3
PRECIDENT FLORIDA		3			3
ST. LUKE'S HOSPITAL - BETHLEHEM CAMPUS		1	2	67%	3
ALABAMA DEPT PUBLIC HEALTH			3	100%	3
THE CENTER FOR DISCOVERY		3			3
TMH PHYSICIAN PARTNERS BLOUNTSTOWN			3	100%	3
LOCH HAVEN PEDIATRICS			3	100%	3
MEDEXPRESS URGENT CARE - RUNNEMEDE		1	2	67%	3
HIALEAH SHORES NURSING AND		2	1	33%	3
MEDEXPRESS URGENT CARE-SALINA, S 9TH ST		3			3
HEPATOLOGY DIAGNOSTIC LAB			3	100%	3
Wilkes-Barre VAMC		3			3

# COVID-19: testing by laboratory

Data through Apr 27, 2021 verified as of Apr 28, 2021 at 09:25 AM

Data in this report are provisional and subject to change.

The numbers in the table below represent the number of Florida and non-Florida residents for whom test results were received by the Department of Health. A person can be tested by more than one laboratory and can have both positive and negative results. **Therefore, the sum of the numbers in each column will be larger than the total number of people tested.**

Reporting lab	Inconclusive	Negative	Positive	Percent positive	Total
NORTHWEST FLORIDA CLINICAL LAB		1	2	67%	3
THOMAS LANGLEY			3	100%	3
CHILDREN'S HEALTHCARE OF ATLANTA AT EG		3			3
LIVINGSTON COUNTY DEPT OF HEALTH REPRO			3	100%	3
LEGACY LABORATORY SERVICES			3	100%	3
Kroger 522 - The Little Clinic Gahanna		2	1	33%	3
NEBRASKA DEPARTMENT OF HEALTH AND HUMAN SERVICES			3	100%	3
LAB PLUS, LLC AT ASCENSION SAINT THOMA		3			3
PARKLAND HEALTH & HOSPITAL			3	100%	3
PANCARE HEALTH - FRANKLIN CO			3	100%	3
WALGREENS NO 19542		3			3
EVENING PEDIATRICS INC		1	2	67%	3
EASTMAN HEALTHCARE & REHAB		3			3
NEW GEN LABS			3	100%	3
CVS KY2332POCT GEORGETOWN		2	1	33%	3
MARTIN MEDICAL CENTER INC		1	2	67%	3
ADVENTHEALTH WATERMAN COMMUNITY CLINIC			3	100%	3
Grandview Health Care Center		3			3
VICAR'S LANDING NURSING HOME		2	1	33%	3
WYOMING DEPT OF HEALTH			3	100%	3
CVS NH1004POCT SALEM		2	1	33%	3
BICKERTON, DAWN		3			3
CVS NE8616POCT LINCOLN		1	2	67%	3
CVS CA9803POCT RIVERSIDE		3			3
TERRACE OF ST CLOUD, THE		2	1	33%	3
CVS SC2497POCT LEXINGTON		3			3
PARRISH MEDICAL CENTER-WAIVED TESTING		3			3
INTERCOASTAL FAMILY PRATICE		1	2	67%	3
ALLIANCE LABS @LRMC			3	100%	3
MID FLORIDA CLINICAL LABORATORY		2	1	33%	3
CVS MA1006POCT BROCKTON		3			3
MEDICAL CENTER OF CENTRAL GEORGIA			3	100%	3
MEDFUSION		2	1	33%	3
HARBOUR'S EDGE		2	1	33%	3
Kroger 571 - The Little Clinic Hendersonville		1	2	67%	3
Hackensack Univ Medical Center At Pasc		2	1	33%	3
MIDWAY SPECIALTY CARE RX LLC		1	2	67%	3
CVS IL2788POCT BUFFALO GROVE		3			3
ST. PETERSBURG PEDIATRICS- 38TH AVENUE			3	100%	3
QUALITY LABORATORY SERVICE		2	1	33%	3
Kroger 635 - The Little Clinic Dacula		3			3
CROWNE HEALTH CARE OF FORT PAYNE		2	1	33%	3
CONCENTRA - ORLANDO SOUTH II		3			3
ADVENTHEALTH MEDICAL GROUP PEDIATRICS AT APOPKA		3			3
BAPTIST PRIMARY CARE FERNANDINA BEACH			3	100%	3
CVS NJ1927POCT GREEN BROOK		3			3
UNIVERSITY OF MARYLAND MEDICAL CENTER			3	100%	3



# COVID-19: testing by laboratory

Data through Apr 27, 2021 verified as of Apr 28, 2021 at 09:25 AM

Data in this report are provisional and subject to change.

The numbers in the table below represent the number of Florida and non-Florida residents for whom test results were received by the Department of Health. A person can be tested by more than one laboratory and can have both positive and negative results. **Therefore, the sum of the numbers in each column will be larger than the total number of people tested.**

Reporting lab	Inconclusive	Negative	Positive	Percent positive	Total
AFFORDABLE PRIMARY CARE LLC		3			3
NORTHERN LIGHT LABORATORY		1	2	67%	3
ADVENTHEALTH MEDICAL GROUP ADULT AND SENIOR HEALTH			3	100%	3
ESTERO FIRE RESCUE		3			3
SUMMIT MEDICAL GROUP – WEST ORANGE		3			3
USCG ABBOTT BINAXNOW		2	1	33%	3
SUPER HEALTH PHARMACY LLC		3			3
CVS TN7144POCT BARTLETT		3			3
Magnolia Health and Rehab Center			3	100%	3
CVS PA2687POCT EXTON		3			3
NORTH BROWARD HOSPITAL DISTRICT HEALTHCARE FOR THE HOMELESS			3	100%	3
COASTAL SKIN SURGERY AND DERMATOLOGY PL		3			3
TEMPUS_LABS			3	100%	3
UNIVERSITY OF KANSAS MEDICAL CENTER			3	100%	3
COMMUNITY HEALTH CENTERS OF PINELLAS, INC		1	2	67%	3
Village on the Green			3	100%	3
BAPTIST OUTPATIENT SERVICES			3	100%	3
CGH MEDICAL CENTER			3	100%	3
CARTERSVILLE MEDICAL CENTER		1	2	67%	3
LUCID LABORATORY SERVICES		3			3
Michael J Crescenz VA Outpatient Dialysis Center		3			3
CVS OK6225POCT EDMOND		3			3
MEDEXPRESS URGENT CARE - RICHMOND, W BROAD ST		3			3
MEDICAL SERVICES OF AMERICA HOME HEALTH		3			3
CVS PA7132POCT THORNDALE		3			3
ERIE COUNTY PUBLIC HEALTH CLINICAL		3			3
MEDICAL CENTER OF THE ROCKIES			3	100%	3
AUGUSTA UNIVERISTY MEDICAL CENTER			3	100%	3
CVS NC4169POCT FAYETTEVILLE		3			3
AFC URGENT CARE/FARRAGUT			3	100%	3
LIFE CARE CENTER OF SKAGIT VALLEY		3			3
Louis Stokes Cleveland VA - Midtown Dialysis Center		3			3
PATHOLOGY REFERENCE LAB LLC			3	100%	3
Kroger 093 - The Little Clinic Stapleton		2	1	33%	3
NEXTCARE WYOMING LLC			3	100%	3
BROOKDALE LAKE MARY			3	100%	3
MANATEE URGENT CARE LLC			3	100%	3
FOUR WINDS BEHAVIORAL HEALTH		3			3
Domiciliary Rehab & Residential Treatment Program		3			3
HEALTH FIRST MEDICAL GROUP			3	100%	3
CVS IL2297144CV CHICAGO		3			3
NORTH CAROLINA DEPT OF HEALTH & HUMAN SRVCS STATE LAB OF PUBLIC HEALTH			3	100%	3
WALGREENS #11329		3			3
CVS NC2749POCT CONCORD		3			3
ALOHA HOME CARE LLC DBA ACCENTCARE HOME HEALTH OF		3			3
CAPTIAL REGIONAL MEDICAL CENTER			3	100%	3
FLORIDA HOSPITAL LABORATORIES		3			3

# COVID-19: testing by laboratory

Data through Apr 27, 2021 verified as of Apr 28, 2021 at 09:25 AM

Data in this report are provisional and subject to change.

The numbers in the table below represent the number of Florida and non-Florida residents for whom test results were received by the Department of Health. A person can be tested by more than one laboratory and can have both positive and negative results. **Therefore, the sum of the numbers in each column will be larger than the total number of people tested.**

Reporting lab	Inconclusive	Negative	Positive	Percent positive	Total
ATLANTIS OUTPATIENT CENTER		3			3
NORTH SHORE HOSP. INFECTION CONTROL			3	100%	3
EVERGREEN WOODS HEALTH & REHAB CENTER		2	1	33%	3
BAYSHORE MEDICAL CENTER LABORATORY		3			3
FLORIDA GASTROENTEROLOGY ASSOCIATES PA		3			3
JACKSONVILLE VA OPC			3	100%	3
WOMENS CARE FLORIDA LLC-LABORATORY		3			3
NORTH DAKOTA DEPT OF HEALTH MICROBIOLOGY		1	2	67%	3
YORK HOSPITAL - LABORATORY			3	100%	3
SOMA MEDICAL CENTER P.A. #4			3	100%	3
MANORCARE NURSING & REHABILITATION CENTER-NAPLES		3			3
AKRON GENERAL MEDICAL CENTER MAIN		3			3
COVENANT PEDIATRICS		1	2	67%	3
Kroger 753 - The Little Clinic Goss Avenue		3			3
MUNSON MEDICAL CENTER			3	100%	3
MERCY HEALTH			3	100%	3
MEDEXPRESS URGENT CARE-VINLAND SOUTH		2	1	33%	3
SANIBEL MEDICAL CLINIC		1	2	67%	3
OHIO DEPARTMENT OF HEALTH LABORATORY		2	1	33%	3
CENTRAL FL INTERNAL MEDICINE ASSOCIATES LLC		3			3
INSPIRA MEDICAL CENTER VINELAND LAB		2	1	33%	3
PREMIER MOBILE HEALTH SERVICES, LLC		1	2	67%	3
CVS KS676POCT LAWRENCE		2	1	33%	3
COL CROSSROAD		1	2	67%	3
SENTARA NORFOLK GENERAL HOSPITAL CENTRAL LAB			3	100%	3
ACCESS 365 URGENT CARE LLC		1	2	67%	3
FAST PACE URGENT CARE			3	100%	3
SISD EMPLOYEE HEALTH CLINIC			3	100%	3
TAMPA		1	2	67%	3
NEMOURS CHILDREN'S PRIMARY CARE, LONGWOOD			3	100%	3
SOUTH COUNTY MENTAL HEALTH CENTER INC			3	100%	3
320 S TRANSIT ST		3			3
TAMPA INTERNATIONAL AIRPORT			3	100%	3
HAMILTON COUNTY HEALTH DEPARTMENT		3			3
IPSUM DIAGNOSTICS LLC		3			3
ONslow MEMORIAL HOSPITAL LABORATORY		3			3
MEDEXPRESS URGENT CARE - CEDAR KNOLLS		3			3
FREDERICK MEMORIAL HOSPITAL			3	100%	3
St. Josephs Hospital		1	2	67%	3
SOUTH LAKE FAMILY HEALTH CENTER			3	100%	3
WALGREENS #05477		3			3
APEX CLINICAL LABORATORIES INC		3			3
CVS CT288POCT BRISTOL		2	1	33%	3
CERTIVIA LABORATORIES			3	100%	3
HEALTH SENTRY			3	100%	3
FRESENIUS KIDNEY CARE			3	100%	3
NHC DICKSON		3			3

# COVID-19: testing by laboratory

Data through Apr 27, 2021 verified as of Apr 28, 2021 at 09:25 AM

Data in this report are provisional and subject to change.

The numbers in the table below represent the number of Florida and non-Florida residents for whom test results were received by the Department of Health. A person can be tested by more than one laboratory and can have both positive and negative results. **Therefore, the sum of the numbers in each column will be larger than the total number of people tested.**

Reporting lab	Inconclusive	Negative	Positive	Percent positive	Total
CLEARWATER		2	1	33%	3
FIRST CARE - MIDDLESBORO			3	100%	3
GARCIA MORALES NELSON			3	100%	3
COMMUNICABLE DISEASE CONTROL/PUBLIC HEALTH EMERGENCY PREPAREDNESS			3	100%	3
WEST TN HEALTH MED NORTH		3			3
MEDEXPRESS URGENT CARE - ROCKAWAY		3			3
LEESBURG COMMUNITY HEALTH CENTERS			3	100%	3
CVS MA920POCT CLINTON		3			3
Kings County Hospital Center			3	100%	3
Englewood Health and Rehab			3	100%	3
PHYSICIANS MEDICAL CENTER		3			3
Broadview Multi-Care Center		3			3
KISSIMMEE URGENT CARE		3			3
ADVANCE FAMILY PRACTICE LLC			3	100%	3
CCRX OF NORTH CAROLINA, LLC		2	1	33%	3
AUSTIN PUBLIC HEALTH			3	100%	3
PUBLIC HEALTH TRUST OF MIAMI DADE COUNTY			3	100%	3
ESCO DRUG CO INC		3			3
CORTLAND COUNTY HEALTH DEPARTMENT		3			3
EASTERN NEW MEXICO MEDICAL CENTER		3			3
GREENTREE MEDICAL CENTER			3	100%	3
CVS NV2989POCT NORTH LAS VEGAS		2	1	33%	3
ROANE MEDICAL CENTER		2	1	33%	3
MEDEXPRESS URGENT CARE - HACKETTSTOWN		2	1	33%	3
NEMOURS CHILDREN'S URGENT CARE LAKE NONA			3	100%	3
LAURELLWOOD NURSING CENTER		1	2	67%	3
MEDEXPRESS URGENT CARE-WILKINS TOWNSHIP, WILLIAM PENN HIGHWAY		3			3
VA OUTPATIENT CLINIC-NEW PORT RICHEY			3	100%	3
EASTSIDE MEDICAL CENTER		3			3
CALLE OCHO DIALYSIS			3	100%	3
RAPID CITY RUGENT CARE			3	100%	3
WALGREENS #07502		3			3
ADVICE FOR OPTIMAL WELLNESS, INC			3	100%	3
PREMIER CLINICAL RESEARCH INSTITUTE INC			3	100%	3
Overton Brooks VAMC		3			3
Gracemore Nursing and Rehab		3			3
PRISMA HEALTH MIDLANDS			3	100%	3
OPP HEALTH AND REHABILITATION		3			3
EXPRESSCARE URGENT CARE CENTER			3	100%	3
ANN STORCK CENTER INC		3			3
CANOPY AT HARPER LAKE, THE			3	100%	3
SOUTHEAST GEORGIA HEALTH SYSTEM BRUNS		3			3
WELLMED AT SOUTH STUART		2	1	33%	3
DOCTORS HOSPITAL RENAISSANCE			3	100%	3
MEDEXPRESS URGENT CARE-BLOOMFIELD AVEN		2	1	33%	3
MINUTECLINIC #1773		3			3
RICHMOND CITY DEPARTMENT OF PUBLIC HEALTH			3	100%	3

# COVID-19: testing by laboratory

Data through Apr 27, 2021 verified as of Apr 28, 2021 at 09:25 AM

Data in this report are provisional and subject to change.

The numbers in the table below represent the number of Florida and non-Florida residents for whom test results were received by the Department of Health. A person can be tested by more than one laboratory and can have both positive and negative results. **Therefore, the sum of the numbers in each column will be larger than the total number of people tested.**

Reporting lab	Inconclusive	Negative	Positive	Percent positive	Total
SCHIFF CENTER FOR LIVER DISEASES		1	2	67%	3
Manor Care-Kingston Court of York PA, LLC		3			3
PIEDMONT ROCKDALE HOSPITAL		2	1	33%	3
CVS TX7151POCT HUMBLE		2	1	33%	3
MEDEXPRESS URGENT CARE - LAWRENCE		3			3
LEXINGTON MEDICAL CENTER		1	2	67%	3
CVS NV8784POCT LAS VEGAS		2	1	33%	3
AVALON MEDICAL GROUP		1	2	67%	3
MEDEXPRESS URGENT CARE - ANDERSON		3			3
CVS IL3163POCT OAK PARK		3			3
NEMOURS CHILDRENS PRIMARY CARE HORIZON WEST			3	100%	3
RCA LABORATORY SERVICES LLC			3	100%	3
HOUSTON METHODIST HOSPITAL			3	100%	3
VIRGINIA DIVISION OF CONSOLIDATED LABORATORIES			3	100%	3
MINUTECLINIC, LLC #05814		3			3
TUFTS MEDICAL CENTER			3	100%	3
BAPTIST PRIMARY CARE, INC.		2	1	33%	3
Bainbridge Health and Rehab		3			3
BEEBE MEDICAL CENTER LABORATORY		3			3
OHIO HEALTH DOCTORS HOSPITAL			3	100%	3
PENINSULA REGIONAL MED CTR LAB			3	100%	3
CORMEUM LAB SERVICES, LLC			3	100%	3
CVS MA654POCT ACTON		3			3
PUTNAM COUNTY PUBLIC HEALTH UNIT		2			2
STOP URGENT CARE			2	100%	2
MERCY CONVENIENT CARE			2	100%	2
STARR COUNTY MEMORIAL HOSPITAL			2	100%	2
WyndRidge Health & Rehabilitation		2			2
Walgreens #9890		2			2
WURLAND NURSING AND REHABILITATION, L		2			2
Eugene J. Towbin Healthcare Center		2			2
EXPRESS CARE OF THE SHOALS		1	1	50%	2
MANSFIELD MEDICAL LODGE			2	100%	2
WALGREENS #13605		2			2
MEDEXPRESS URGENT CARE - O'FALLON		2			2
MAIN STREET MEDICAL CENTERS		2			2
TRICORE REFERENCE LABORATORY		1	1	50%	2
URGENT CARE AND SURGERY CENTER			2	100%	2
FLORIDA MENTOR FAULKNER GROUP HOME			2	100%	2
PALMETTO FAMILY HEALTH CENTER			2	100%	2
UNIVERSITY OF MISSOURI HEALTH CARE			2	100%	2
Kroger 739 - The Little Clinic La Grange Road		2			2
Church Creek SNF			2	100%	2
SAMARITAN PACIFIC COMMUNITIES HOSPITAL		2			2
NORTH MCALLEN PEDIATRIC CENTER			2	100%	2
MEMORIAL HOSPITAL OF CARBONDALE			2	100%	2
GREEN POINT RX INC DBA ALTRU CHEMISTS		2			2

# COVID-19: testing by laboratory

Data through Apr 27, 2021 verified as of Apr 28, 2021 at 09:25 AM

Data in this report are provisional and subject to change.

The numbers in the table below represent the number of Florida and non-Florida residents for whom test results were received by the Department of Health. A person can be tested by more than one laboratory and can have both positive and negative results. **Therefore, the sum of the numbers in each column will be larger than the total number of people tested.**

Reporting lab	Inconclusive	Negative	Positive	Percent positive	Total
HEAD 2 TOE PEDIATRICS, PLLC		1	1	50%	2
CVS TX7603POCT SAGINAW		2			2
STARR CITY OF ROMA COMMUNITY CENTER			2	100%	2
REGIONS HOSPITAL LABORATORY			2	100%	2
CQUENTIA NGS, LLC			2	100%	2
BLOSSOMS ASSISTED LIVING 1 LLC			2	100%	2
SHANDS JACKSONVILLE CLINICAL CENTER		1	1	50%	2
MOBILE PHLEBOTOMY SERVICES			2	100%	2
REHOBOTH MCKINLEY CHRISTIAN HOSPITAL		2			2
UNITED MEMORIAL MEDICAL CENTER			2	100%	2
MEMORIAL HOSPITAL OF TAMPA			2	100%	2
DOCTORS MEDICAL CTR OF WALTON COUNTY			2	100%	2
Waycross Health and Rehabilitation		2			2
Lake Charles Healthcare LLC dba Landmark Lake Charles			2	100%	2
441 URGENT CARE-MULBERRY			2	100%	2
Q ALL CARE MEDICAL PC		2			2
MEDEXPRESS URGENT CARE - WOODBURY			2	100%	2
CATHOLIC HEALTH LABORATORY SERVICES		2			2
CORNELIA REDDY URGENT CARE		2			2
ELITE MEDICAL LABORATORY SOLUTIONS LLC			2	100%	2
MEDEXPRESS URGENT CARE - OMAHA N 72 ST		2			2
MEDAILLE COLLEGE WELLNESS CENTER		2			2
ESCANDON DIAGNOSTIC CLINIC			2	100%	2
BAPTIST HEALTH PRIMARY CARE AT DORAL			2	100%	2
Advanced Rehabilitation and Healthcare of Wichita Falls		2			2
NORTHSIDE FAMILY MEDICINE AND URGENT CARE (EAST COBB)		2			2
ROYAL PALM PEDIATRICS			2	100%	2
BOCA RATON REGIONAL HOSPITAL INC			2	100%	2
INTERNAL MEDICINE SPECIALISTS MEDICAL GROUP, PA		2			2
ABRAKIDABRA PEDIATRIC CLINIC LLC			2	100%	2
ABSOLUTE QUICK CARE		1	1	50%	2
Henry County Health and Rehabilitation		2			2
HEALTH NETWORK			2	100%	2
MEDEXPRESS URGENT CARE - WICHITA, N MAIZE RD		1	1	50%	2
Camellia Gardens		2			2
RAPID URGENT CARE - ALBANY			2	100%	2
NOSE AND SINUS INSTITUTE OF BOCA RATON		1	1	50%	2
New Jersey Aim At Smg		2			2
VAULT MEDICAL SERVICES		1	1	50%	2
AdventHealth Care Center Orlando North			2	100%	2
RMC BROOKHOLLOW MED AESTHETICS INC		2			2
MEDEXPRESS URGENT CARE - LINCOLN VILLA		2			2
BIRMINGHAM INTERNAL MEDICINE ASSOCIATE		1	1	50%	2
LACORP		1	1	50%	2
DAVENPORT PEDIATRICS CLERMONT			2	100%	2
ELMHURST MEMORIAL HOSPITAL			2	100%	2
ERGENT MED SAINT SIMONS			2	100%	2



# COVID-19: testing by laboratory

Data through Apr 27, 2021 verified as of Apr 28, 2021 at 09:25 AM

Data in this report are provisional and subject to change.

The numbers in the table below represent the number of Florida and non-Florida residents for whom test results were received by the Department of Health. A person can be tested by more than one laboratory and can have both positive and negative results. **Therefore, the sum of the numbers in each column will be larger than the total number of people tested.**

Reporting lab	Inconclusive	Negative	Positive	Percent positive	Total
HIGHLAND PARK LAKEWOOD PRESTON HOLLOW			2	100%	2
CHI MEMORIAL PRIMARY CARE ASSOCIATES-A		2			2
ANNE ARUNDEL MEDICAL CENTER			2	100%	2
AGILE URGENT CARE			2	100%	2
MANASOTA PEDIATRICS			2	100%	2
MAINE CENTER FOR DISEASE CONTROL AND PREVENTION			2	100%	2
MEDEXPRESS URGENT CARE-MT PLEASANT		1	1	50%	2
Buena Vista Care Center		2			2
Garden Isle Healthcare and Rehabilitation Center		2			2
UPS			2	100%	2
Walgreens #12427		1	1	50%	2
FL DEPT OF HEALTH MARION COUNTY MOBILE HEALTH UNIT			2	100%	2
THOMASVILLE REGIONAL MEDICAL CENTER		2			2
MONICE DR.			2	100%	2
The Laurels of Hendersonville		2			2
CVS MINUTE CLINIC #5836		2			2
GOUVERNEUR HOSPITAL LABORATORY		2			2
HELEN HAYES HOSPITAL LABORATORY		2			2
PALM COAST DIALYSIS		2			2
BAYCARE LABORATORIES			2	100%	2
ALL PEDIATRIC CARE PA			2	100%	2
CAREWELL JW - WORCESTER LNC			2	100%	2
PREVENTIVE HEALTH PARTNERS I L S C		2			2
CVS OH5457POCT POWELL		2			2
ALBUQUERQUE - AMG SPECIALTY HOSPITAL		2			2
PALOS COMMUNITY HOSPITAL LABORATORY			2	100%	2
MEDRITE MEDICAL CARE PC		2			2
CHARLOTTE COUNTY HEALTH DEPARTMENT			2	100%	2
MERCY MEDICAL CENTER INC		1	1	50%	2
PARKRIDGE MEDICAL CENTER			2	100%	2
Kroger 777 - The Little Clinic Shelbyville		1	1	50%	2
Northport VAMC		2			2
COUNTRY COTTAGE		2			2
MEDEXPRESS URGENT CARE - LINCOLN		2			2
GIGI WOOD DAVIS DO-FAMILY MEDICINE		2			2
MOBILE HEALTH LABS LLC			2	100%	2
VALUE DRUGS GREENLAWN INC		2			2
COASTAL MEDICAL LAB			2	100%	2
COMPLETE HEALTH MEDICAL CENTER			2	100%	2
SYNEOS HEALTH			2	100%	2
WATERS PEDIATRIC CENTER			2	100%	2
ROCKEFELLER UNIVERSITY CLINICAL GENOMICS LABORATOR		2			2
NEW YORK CITY DEPARTMENT OF HEALTH			2	100%	2
ABSOLUTE CAREGIVERS HOME HEALTH AGENCY INC			2	100%	2
NEVADA DEPARTMENT OF HEALTH AND HUMAN SERVICES			2	100%	2
PRESTIGE EMERGENCY ROOM LLC			2	100%	2
EXPRESS CARE WALK-IN CLINIC			2	100%	2

# COVID-19: testing by laboratory

Data through Apr 27, 2021 verified as of Apr 28, 2021 at 09:25 AM

Data in this report are provisional and subject to change.

The numbers in the table below represent the number of Florida and non-Florida residents for whom test results were received by the Department of Health. A person can be tested by more than one laboratory and can have both positive and negative results. **Therefore, the sum of the numbers in each column will be larger than the total number of people tested.**

Reporting lab	Inconclusive	Negative	Positive	Percent positive	Total
ALLSTATE HEALTH SERVICES, INC		2			2
W.G. (Bill) Hefner VAMC		2			2
LAWRENCE GENERAL HOSPITAL			2	100%	2
TEXAS HEALTH CARE			2	100%	2
MASSENA HOSPITAL LABORATORY		2			2
Parkwood in the Pines		2			2
BAPTIST HOSPITAL INTERNAL MEDICINE GULF BREEZE			2	100%	2
CVS MA38POCT CHARLTON		2			2
EXPRESS CARE OF LEESBURG			2	100%	2
University Center East			2	100%	2
FLORIDA MEDICAL CLINIC IM LUTz			2	100%	2
LARKIN COMMUNITY HOSPITAL PALM SPRINGS CAMPUS		1	1	50%	2
Kroger 596 - The Little Clinic Brentwood		2			2
MIDWAY PRIMARY CARE LLC		2			2
First Care Living Center/Essentia Health			2	100%	2
TSALI CARE CENTER		2			2
WE CARE HOME HEALTH SOLUTIONS LLC			2	100%	2
PANCARE HEALTH - SNEADS ELEMENTARY			2	100%	2
Mount Olivet Careview Home		2			2
ONTARIO COUNTY PUBLIC HEALTH		2			2
JUPITER PEDIATRIC ASSOCIATES, PA		1	1	50%	2
FORT MYERS NORTH DIALYSIS		1	1	50%	2
THE MEDICAL CENTER			2	100%	2
SALEM VAMC		2			2
CVS AZ5477POCT SURPRISE		2			2
MEMORIAL SLOAN KETTERING CANCER CENTER		1	1	50%	2
WALGREENS AGUADILLA (ST 177)		2			2
GSM OCED Subsection			2	100%	2
PRIMACARE MEDICAL LAKEWOOD			2	100%	2
DOCTORS CARE - AIKEN MALL			2	100%	2
Life Care Center of Elyria		2			2
MED + URGENT MEDICAL CARE SERVICES		2			2
MEDICAL ASSOCIATES OF BREVARD LLC		1	1	50%	2
STUDENT HEALTH SERVICES			2	100%	2
Kroger 647 - The Little Clinic Newnan Crossings		1	1	50%	2
ATLANTIC DIAGNOSTICS			2	100%	2
INTEGRITY CLINICAL RESEARCH CENTER INC		1	1	50%	2
Elba Nursing and Rehabilitation Center, LLC		2			2
Walgreens #5065		2			2
ADVANTA ANALYTICAL LABORATORIES			2	100%	2
MEDEXPRESS URGENT CARE - SPRINGDALE, S 40TH STREET		2			2
VOLUNTEERS OF AMERICA OF FLORIDA			2	100%	2
ENCOMPASS HEALTH HOME HEALTH		1	1	50%	2
JUST BELIEVE RECOVERY CENTER			2	100%	2
SPRING HILL REGIONAL HOSPITAL			2	100%	2
Mary Anna Nursing Home		2			2
MEDEXPRESS URGENT CARE - LINCOLN N 26T		2			2

# COVID-19: testing by laboratory

Data through Apr 27, 2021 verified as of Apr 28, 2021 at 09:25 AM

Data in this report are provisional and subject to change.

The numbers in the table below represent the number of Florida and non-Florida residents for whom test results were received by the Department of Health. A person can be tested by more than one laboratory and can have both positive and negative results. **Therefore, the sum of the numbers in each column will be larger than the total number of people tested.**

Reporting lab	Inconclusive	Negative	Positive	Percent positive	Total
YOUTH AND YOU, INC		2			2
CVS NC2559POCT CHARLOTTE		2			2
CRUC CMCH-COVID-19		2			2
EXCEPTIONAL EMERGENCY CENTER - AMARILLO			2	100%	2
PATIENT FIRST			2	100%	2
LIBERTY HEALTH CENTER			2	100%	2
DEVLAB, LLC			2	100%	2
FLORIDA DEPARTMENT OF HEALTH IN ESCAMBIA COUNTY		1	1	50%	2
METHODIST MANSFIELD MEDICAL CENTER			2	100%	2
PLAINS REGIONAL MEDICAL CENTER		2			2
ASPIRUS RIVERVIEW HOSPITAL & CLINICS INC		1	1	50%	2
AMERICAN MEDICAL LABORATORIES			2	100%	2
RIVERVIEW MEDICAL CLINIC		2			2
SOUTHEAST GEORGIA HEALTH SYSTEM			2	100%	2
MINUTECLINIC MINUTECLINIC #4978		1	1	50%	2
POPLAR HEALTHCARE			2	100%	2
Kroger 667 - The Little Clinic Litchfield Park		2			2
NOVA SOUTHEASTERN UNIVERSITY - STUDENT MEDICAL CTR			2	100%	2
CITRUS DERMATOLOGY			2	100%	2
STATCARE URGENT AND WALK-IN			2	100%	2
John L. McClellan Memorial Veterans Hospital		2			2
The Palms Nursing and Rehabilitation		1	1	50%	2
GULFCOAST JEWISH FAMILY			2	100%	2
LIFEGUARD AMBULANCE SERVICE LLC, TEXAS			2	100%	2
BAYLOR COLLEGE OF MEDICINE			2	100%	2
OAKBRIDGE TERRACE AT SAE			2	100%	2
St. Luke's Care Center		2			2
Tuscola County Medical Care Community		2			2
MORRISTOWN MEMORIAL HOSPITAL		2			2
AUSTIN REGIONAL CLINIC MICROBIOLOGY LAB			2	100%	2
UNIVERSTIY OF ILLINOIS HOSPITAL			2	100%	2
THE HOSPITAL OF PROVIDENCE EMERGENCY ROOM			2	100%	2
MILLERSVILLE UNIVERSITY HEALTH SERVICE		2			2
BERNHARDT LABORATORIES INC			2	100%	2
MEDERI CARETENDERS		1	1	50%	2
PRIMARY CARE SERVICES AT EDGEWATER		2			2
ARCPOINTLABS OF VIRGINIA BEACH		1	1	50%	2
UTMB PATHOLOGY CLINICAL SERVICES LABORATORY			2	100%	2
UPSON REGIONAL MEDICAL CENTER		1	1	50%	2
ORCHARD LABORATORIES			2	100%	2
NEIGHBORCARE PHARMACY SERVICES		2			2
Bethel Lutheran Home		2			2
STUART SURGERY CENTER, LLC			2	100%	2
NEWTON MEMORIAL HOSPITAL		2			2
Sanford Health & Rehabilitation			2	100%	2
WEST HOUSTON MEDICAL CENTER			2	100%	2
Cedar Valley Nursing & Rehab Center		2			2

# COVID-19: testing by laboratory

Data through Apr 27, 2021 verified as of Apr 28, 2021 at 09:25 AM

Data in this report are provisional and subject to change.

The numbers in the table below represent the number of Florida and non-Florida residents for whom test results were received by the Department of Health. A person can be tested by more than one laboratory and can have both positive and negative results. **Therefore, the sum of the numbers in each column will be larger than the total number of people tested.**

Reporting lab	Inconclusive	Negative	Positive	Percent positive	Total
ST VINCENT'S AMBULATORY CARE INC			2	100%	2
MAGNOLIA ADULT, LLC			2	100%	2
EXPRESS PHARMACY INC		1	1	50%	2
MARTINSBURG VAMC		2			2
BENEVA LAKES ASSISTED LIVING CENTER			2	100%	2
TAMPA FAMILY HEALTH CENTER		1	1	50%	2
EVERYBODY'S FAMILY CLINIC		2			2
LINIL VISITING NURSES, INC		2			2
EASTSIDE SPORTS COMPLEX			2	100%	2
WillowBrooke Court at Westminster Village		2			2
MI Nursing Restorative Center		2			2
BAYLOR SCOTT & WHITE COMPREHENSIVE WOUND			2	100%	2
CVS MA2125POCT NATICK		1	1	50%	2
MINUTECLINIC DIAGNOSTICS OF OKLAHOMA		2			2
CHRISTUS SPOHN HOSPITAL			2	100%	2
SUNNYSIDE MANOR		2			2
FIRSTCHOICE FAMILY CARE, PLLC		2			2
TALLAHASSEE MEMORIAL HEALTHCARE FAMILY MED RESIDENCY			2	100%	2
GOSHEN MEDICAL CENTER			2	100%	2
FHCP ASC - ORANGE CITY			2	100%	2
KAISER SUNNYSIDE MEDICAL CTR LAB		2			2
DOCTOR'S IN-HOUSE LAB/COMMUNITY HEALTH CENTERS OF PINELLAS - JOHNNIE R			2	100%	2
Manorcare Health Services West Reading North		2			2
WILCOX MEDICAL CENTER-ALMA COLLEGE		2			2
CHILDREN'S MEDICAL CENTER-EAST ORLANDO			2	100%	2
HAMILTON CHD		2			2
Kroger 687 - The Little Clinic Sugar Hill		1	1	50%	2
CLEAR LAKE REGIONAL MEDICAL CENTER			2	100%	2
CONCENTRA - PLANT CITY		2			2
CVS OH4301POCT NORTHFIELD		2			2
Robert Cranfield			2	100%	2
OAKMONT WEST- GREENVILLE SC		2			2
VAULT HEALTH			2	100%	2
CVS IN6611POCT INDIANAPOLIS		1	1	50%	2
FALMOUTH HOSPITAL		1	1	50%	2
HOPE HEALTH & WELLNESS		2			2
FHPG SURGICAL ASSOCIATES OF EAST PASCO			2	100%	2
HEALTH PARTNERS REGIONAL HOSPITAL			2	100%	2
MEASE MANOR MEMORY CARE		2			2
ADVENTHEALTH IMAGING PARTIN SETTLEMENT			2	100%	2
IM&P WELLNES CENTER			2	100%	2
ADVENTHEALTH CENTRA CARE POINCIANA			2	100%	2
Kroger 412 - The Little Clinic Oxford		2			2
COVANCE			2	100%	2
Fairhaven Retirement Community		2			2
CVS PHARMACY INC DBA CVS/PHARMACY # 10600		2			2
Oakmont of Katy Nursing and Rehabilitation		2			2

# COVID-19: testing by laboratory

Data through Apr 27, 2021 verified as of Apr 28, 2021 at 09:25 AM

Data in this report are provisional and subject to change.

The numbers in the table below represent the number of Florida and non-Florida residents for whom test results were received by the Department of Health. A person can be tested by more than one laboratory and can have both positive and negative results. **Therefore, the sum of the numbers in each column will be larger than the total number of people tested.**

Reporting lab	Inconclusive	Negative	Positive	Percent positive	Total
SCHEURER HOSPITAL		2			2
FLORIDA KEYS PED & ADOLES CTR			2	100%	2
CITRUS PARK			2	100%	2
CVS IN8639POCT TERRE HAUTE		2			2
JRS LABORATORY			2	100%	2
CVS M08581POCT BLUE SPRINGS		1	1	50%	2
PRECISION DIAGNOSTIC INC		2			2
CVS NV5942POCT LAS VEGAS		2			2
TGH Brandon Healthplex Laboratory			2	100%	2
NYUMC CLINICAL LABORATORIES			2	100%	2
NORTH DAKOTA VETERANS HOME		2			2
CARESPOT URGENT CARE		1	1	50%	2
AMERICAN FAMILY CARE URGENT CARE		1	1	50%	2
ADVANCED FOOT AND ANKLE OF INDIAN RIVER		2			2
AEGIS MEDICAL GROUP LLC			2	100%	2
The Friendly Home		2			2
VALUE DRUGS BRONXVILLE INC		2			2
POMONA VALLEY COMMUNITY HOSPITAL			2	100%	2
LIFETIME FAMILY URGENT CARE			2	100%	2
MANISTEE COUNTY MEDICAL CARE FACILITY		2			2
COASTAL PEDIATRIC CARE			2	100%	2
Kroger 853 - The Little Clinic East Broad Street		2			2
PALMS OF FT MYERS,THE			2	100%	2
WISCONSIN STATE LABORATORY OF HYGIENE		1	1	50%	2
PRECISION CLINICAL RESEARCH			2	100%	2
SOUTH HILLSBOROUGH CBOC			2	100%	2
CLINICAL REFERENCE LABORATORY, INC		2			2
The Grand Rehabilitation & Nursing Utica		2			2
BEREA URGENT CARE			2	100%	2
Jacob's Creek Nursing and Rehabilitation Center		2			2
ASHLEY PEDIATRICS			2	100%	2
NORTH MANATEE HEALTH CARE CENTER			2	100%	2
VANAYER HEALTHCARE AND REHAB CENTER		2			2
UNIVERSITY OF TEXAS AT EL PASO, THE			2	100%	2
MID AMERICA CLINICAL LABS			2	100%	2
CIGNA GATEWAY			2	100%	2
FLORIDA MEDICAL CLINIC, LLC			2	100%	2
CLARKSVILLE HEALTH SYSTEM			2	100%	2
Kroger 550 - The Little Clinic Bellevue		2			2
DESERT HOSPITAL/CPHU CLINICAL LABORATORY			2	100%	2
POMERENE HOSPITAL			2	100%	2
VILLAGES HEALTH SYSTEM, LLC, THE			2	100%	2
CHESTERFIELD HEALTHCARE GROUP, INC		2			2
MED-LAKE LABORATORY, LLC			2	100%	2
LAKEVIEW HEALTH CARE SYSTEM LLC			2	100%	2
SAFE PMC		2			2
MADISON HOSPITAL LABORATORY			2	100%	2



# COVID-19: testing by laboratory

Data through Apr 27, 2021 verified as of Apr 28, 2021 at 09:25 AM

Data in this report are provisional and subject to change.

The numbers in the table below represent the number of Florida and non-Florida residents for whom test results were received by the Department of Health. A person can be tested by more than one laboratory and can have both positive and negative results. **Therefore, the sum of the numbers in each column will be larger than the total number of people tested.**

Reporting lab	Inconclusive	Negative	Positive	Percent positive	Total
SPARTANBURG REGIONAL MEDICAL CENTER			2	100%	2
MEDEXPRESS URGENT CARE, MOSSIDE		2			2
ENCOMPASS HEALTH REHABILITATION HOSPI		2			2
APPLING NURSING & REHABILITATION PAVIL		2			2
BOND COMMUNITY HEALTH CENTER			2	100%	2
Stillwater Healthcare		2			2
KAP MEDICAL GROUP, LLC			2	100%	2
BLANCHARD VALLEY HOSPITAL LABORATORY			2	100%	2
BAYFRONT CARDIOVASCULAR ASSOCIATES		1	1	50%	2
MIAMI DADE MEDICAL RESEARCH INSTITUTE			2	100%	2
PHYSICIANS LABORATORY SERVICES			2	100%	2
SOUTHERN BREEZE HEALTHCARE		1	1	50%	2
DAYTON CHILDRENS HOSPITAL LAB			2	100%	2
MEDEXPRESS URGENT CARE - LINKHORNE		2			2
BETHESDA HOSPITAL			2	100%	2
WAKULLA URGENT CARE & DIAGNOSTIC			2	100%	2
Douglas County Health Center		2			2
VA Ann Arbor HCS		1	1	50%	2
NLC LABS			2	100%	2
PEDIATRIC HEALTH CARE		1	1	50%	2
CALIFORNIA DIVISION OF COMMUNICABLE DISEASE CONTROL			2	100%	2
CIRRUS DX			2	100%	2
MINUTECLINIC DIAGNOSTIC, PA #10252		2			2
Chatham Nursing and Rehab Center		2			2
TMH PHYSICIAN PARTNERS MONTICELLO		1	1	50%	2
SIGNAL DIAGNOSTICS DBA FLOWHEALTH LABS			2	100%	2
BOSTON PUBLIC HEALTH COMMISSION			2	100%	2
NEW DISCOVERY BIOLOGICS, LLC		1	1	50%	2
WHITESANDS OUTPATIENT TREATMENT		2			2
Manorcare Health Services - Williamsport South		2			2
CARTERSVILLE URGENT CARE		1	1	50%	2
SUMMERFIELD RETIREMENT LIVING, INC			2	100%	2
FLORIDA DEPARTMENT OF HEALTH IN LEE COUNTY		1	1	50%	2
Good Samaritan Society-Blackduck		1	1	50%	2
FLORIDA COMMUNITY HEALTH CENTERS, INC.			2	100%	2
PINARD HOME HEALTH SERVICES INC			2	100%	2
SANFORD REGIONAL HOSPITAL WORTHINGTON		2			2
Jersey City Medical Center		2			2
CVS IN6555POCT BROWNSBURG		2			2
MAYO CLINIC GROUP PRACTICE LABORATORY			2	100%	2
Colonial Manor Nursing and Rehabilitation Center		2			2
NORTH SHORE HEMATOLOGY-ONCOLOGY ASSOCIATES		2			2
VISITING PHYSICIANS OF THE TREASURE COAST LLC			2	100%	2
Beth Sholom Home of Eastern Virginia		1	1	50%	2
Absolut Care at Three Rivers		2			2
OCALA REGIONAL KIDNEY CENTER-WEST			2	100%	2
ROPER HOSPITAL			2	100%	2

# COVID-19: testing by laboratory

Data through Apr 27, 2021 verified as of Apr 28, 2021 at 09:25 AM

Data in this report are provisional and subject to change.

The numbers in the table below represent the number of Florida and non-Florida residents for whom test results were received by the Department of Health. A person can be tested by more than one laboratory and can have both positive and negative results. **Therefore, the sum of the numbers in each column will be larger than the total number of people tested.**

Reporting lab	Inconclusive	Negative	Positive	Percent positive	Total
DMC UNIVERSITY LABORATORIES		1	1	50%	2
Green Mountain Nursing and Rehabilitation		2			2
POINT OF CARE PRIVATE HEALTH MANAGEMENT			2	100%	2
SOUTH TAMPA AFTER HOURS CLINIC			2	100%	2
Essex Center for Rehabilitation and Healthcare		2			2
TMH PHYSICIAN PARTNERS PERRY		2			2
ROCKWALL URGENT CARE			2	100%	2
MINUTE CLINIC DIAGNOSTIC OF KANSAS PA		2			2
QUALITY URGENT CARE CENTER		1	1	50%	2
BMC/JACSONVILLE		1	1	50%	2
RM PHARMACY SERVICES INC		1	1	50%	2
PROSPECT URGENT CARE			2	100%	2
ASCENSION ST MICHAEL'S HOSPITAL LAB		1	1	50%	2
BIOHEALTH MEDICAL LAB INC			2	100%	2
Alden Des Plaines			2	100%	2
WELL-KEY URGENT CARE SEVIERVILLE			2	100%	2
GOLDSTEIN			2	100%	2
87TH MEDICAL GROUP – MCGUIRE AMBULATORY CARE FACILITY		2			2
ILLINOIS DEPT OF PUBLIC HEALTH LABS			2	100%	2
Providence of Sparta Health and Rehabilitation		2			2
SOWAL HEALTH & DRUG			2	100%	2
HANOVER ENDOSCOPY CENTER		2			2
MOSAIC MEDICAL CENTER MARYVILLE			2	100%	2
CARINGPLUS HOMECARE LLC		1	1	50%	2
STEWARD ST ELIZABETH MEDICAL CENTER			2	100%	2
AMERICAN RESEARCH CENTERS OF FLORIDA			2	100%	2
HOLY FAMILY MEDICAL CENTER		1	1	50%	2
Edinboro Manor		2			2
SCIENTIFIC LABORATORY COMPANY		2			2
OMEGA RESEARCH CONSULTANTS			2	100%	2
CHNJ		2			2
COLONIAL HEALTH CARE		1	1	50%	2
SPECTRUM HEALTH			2	100%	2
VALLEY MEDICAL LABORATORY			2	100%	2
DIVERSE MEDICAL CARE LLC			2	100%	2
BAYMEADOWS PRIMARY CARE		2			2
TULANE MEDICAL CENTER			2	100%	2
TMH EC NORTHEAST LABORATORY			2	100%	2
NORTON IMMEDIATE CARE CENTER - PRESTON			2	100%	2
TWELVE OAKS RECOVERY CENTER			2	100%	2
ORLANDO LUTHERAN TOWERS		1	1	50%	2
INSPIRIT SENIOR LIVING			2	100%	2
Lenawee Medical Care Facility		2			2
Kroger 477 - The Little Clinic Fort Mitchell		2			2
CROSSROADS			2	100%	2
MEDEXPRESS URGENT CARE - MARTINSVILLE		2			2
Kroger 672 - The Little Clinic Bill Kennedy & Glenwood		2			2

# COVID-19: testing by laboratory

Data through Apr 27, 2021 verified as of Apr 28, 2021 at 09:25 AM

Data in this report are provisional and subject to change.

The numbers in the table below represent the number of Florida and non-Florida residents for whom test results were received by the Department of Health. A person can be tested by more than one laboratory and can have both positive and negative results. **Therefore, the sum of the numbers in each column will be larger than the total number of people tested.**

Reporting lab	Inconclusive	Negative	Positive	Percent positive	Total
HCR MANOR CARE SERVICES OF FLORIDA III INC		2			2
OHSU LABORATORY SERVICES		2			2
HENRY FORD WEST BLOOMFIELD HOSPITAL			2	100%	2
MEDEXPRESS URGENT CARE - BROOKHAVEN		2			2
PM PEDIATRICS OF SELDEN, PLLC		2			2
SPRINGFIELD HOSPITAL LABORATORY			2	100%	2
UT PATH			2	100%	2
MOORE CLINICAL RESEARCH INC			2	100%	2
HUMILITY OF MARY HEALTH PARTNERS			2	100%	2
WALGREENS - STORE #9479		2			2
FIRST CHOICE MEDICAL PC			2	100%	2
Harbert Hills Academy Nursing Home		2			2
ASANTE ROGUE REGIONAL MEDICAL CENTER L		2			2
Covington Care Nursing and Rehabilitation		2			2
DUBOIS CONTINUUM OF CARE COMMUNITY INC		2			2
HAPPY KIDZ PEDIATRICS PL		1	1	50%	2
Walgreens #7156			2	100%	2
RIDGEFIELD PEDIATRIC ASSOCIATES		2			2
ROUTE 16 PHARMACY LLC DBA HOLLAND PHAR		2			2
MIDLAND MEMORIAL HOSPITAL			2	100%	2
Sevierville Health and Rehabilitation		2			2
MEDPOST - NORTH DALLAS			2	100%	2
MEDICAL ASSOCIATES OF BREVARD DR S VYAS			2	100%	2
INTEAM HEALTH, INC.			2	100%	2
HAILE MEDICAL GROUP PA		2			2
DOCTORS CARE OF PALM COAST			2	100%	2
GILA REGIONAL MEDICAL CENTER		2			2
SAWGRASS PEDIATRIC PARTNERS LLC			2	100%	2
FLORIDA SCHOOL FOR THE DEAF & BLIND			2	100%	2
INTEGRATED REGIONAL LABS			2	100%	2
CVS OH6185POCT PICKERINGTON		2			2
SUNSHINE PHARMACY		2			2
Timber Ridge Health Care Center			2	100%	2
JOHN D. ARCHBOLD MEM. HOSPITAL			2	100%	2
NATIONWIDE LABORATORY SERVICES		1	1	50%	2
PM PEDIATRICS OF BAYSIDE PLLC - BELLER		2			2
DELRAY BEACH HEALTH CENTER			2	100%	2
RENFREW CENTERS INC		2			2
A PATTERN MEDICAL CLINIC		2			2
BIOMAT USA			2	100%	2
DURAND SENIOR CARE & REHAB CENTER		2			2
AUGUSTA HEALTH SKILLED CARE			2	100%	2
MEDEXPRESS URGENT CARE - NUTLEY		2			2
VALLEY BAPTIST MEDICAL CENTER: BROWNSVILLE			2	100%	2
NORTH OKALOOSA PHYSICIAN GRP - WALK IN CLINIC			2	100%	2
PEACEHEALTH CENTRAL		2			2
NAVAL BRANCH MEDICAL CLINIC			2	100%	2

# COVID-19: testing by laboratory

Data through Apr 27, 2021 verified as of Apr 28, 2021 at 09:25 AM

Data in this report are provisional and subject to change.

The numbers in the table below represent the number of Florida and non-Florida residents for whom test results were received by the Department of Health. A person can be tested by more than one laboratory and can have both positive and negative results. **Therefore, the sum of the numbers in each column will be larger than the total number of people tested.**

Reporting lab	Inconclusive	Negative	Positive	Percent positive	Total
CVS - MINUTECLINIC			2	100%	2
MELBOURNE URGENT CARE			2	100%	2
BRANDYWYNE HEALTH CARE CENTER			2	100%	2
ACCESS MEDICAL GROUP OF FLORIDA CITY			2	100%	2
RUST MEDICAL CENTER		2			2
MEDEXPRESS URGENT CARE - DERBY N ROCK		2			2
TWIN LAKES REHAB & HEALTHCARE		2			2
NEMOURS CHILDREN'S PRIMARY CARE OF VERO BEACH			2	100%	2
DIAGNOSTIC CLINIC MEDICAL GROUP INC		2			2
UW HOSPITAL AND CLINICS		1	1	50%	2
SUNBRIDGE CARE & REHAB FOR DECATUR		2			2
FLORIDA PRIMARY CARE CENTER PA		2			2
CVS TX4794POCT ARLINGTON		2			2
ULTIMATE KIDNEY CARE			2	100%	2
FASTCARE LLC			2	100%	2
MIDDLEBURG PEDIATRICS			2	100%	2
HOLSTON MEDICAL GROUP		2			2
RADEAS			2	100%	2
MEDEXPRESS URGENT CARE - ROSS TOWNSHIP		2			2
DIGESTIVE DISEASE CARE PC		2			2
URGENTMED PLANTATION			2	100%	2
GULF COAST REGIONAL MEDICAL CARE		2			2
CVS NC6633POCT FAYETTEVILLE		2			2
RABI SINHA, MD		2			2
ACCESS MEDICAL GROUP OF TAMPA II, INC		2			2
IN AND OUT URGENT CARE			2	100%	2
EAST CENTRAL REGIONAL HOSPITAL GRACEWO		2			2
EASTERN NIAGARA HOSPITAL		2			2
THE FOUNTAIN AT BOCA CIEGA BAY		2			2
SUMMIT URGENT CARE PS			2	100%	2
CARENOW LENEXA			2	100%	2
Kroger 101 - The Little Clinic Hill Top		2			2
DOWN HOME MEDICAL			2	100%	2
CVS AZ5892POCT LAVEEN		2			2
PALM BEACH DIABETES & ENDOCRINE SPECIALISTS PA			2	100%	2
ADVENTHEALTH EAST ORLANDO EMPLOYEE CLINIC		2			2
INTERMOUNTAIN MEDICAL CENTER			2	100%	2
SENTARA NORFOLK GENERAL HOSPITAL			2	100%	2
MINUTECLINIC DIAGNOSTIC PA #7110		2			2
ADVANCED MEDICAL CARE			2	100%	2
VIBRA HEALTH LABORATORY			2	100%	2
GERM BUSTERS 911 LLC			2	100%	2
CVS NE5863POCT OMAHA		1	1	50%	2
NIAGARA APOTHECARY INC		2			2
FLORIDA MEDICAL CLINIC CARDIOLOGY-ZH			2	100%	2
BUCKINGHAM PAVILION INC		2			2
Workmens Circle Multicare Center		2			2

# COVID-19: testing by laboratory

Data through Apr 27, 2021 verified as of Apr 28, 2021 at 09:25 AM

Data in this report are provisional and subject to change.

The numbers in the table below represent the number of Florida and non-Florida residents for whom test results were received by the Department of Health. A person can be tested by more than one laboratory and can have both positive and negative results. **Therefore, the sum of the numbers in each column will be larger than the total number of people tested.**

Reporting lab	Inconclusive	Negative	Positive	Percent positive	Total
WARD MEMORIAL HOSPITAL		2			2
CVS CT692POCT NORTH HAVEN		2			2
PBSO HEALTH AND WELLNESS CENTER			2	100%	2
CEDARS-SINAI MEDICAL CENTER			2	100%	2
CARELINE PHARMACY AND HEALTHCARE SERVICES		1	1	50%	2
ST. ELIZABETH HEALTHCARE			2	100%	2
NORTHEAST FLORIDA HEALTH SERVICES, INC DBA FAMILY HEALTH SOURCE			2	100%	2
BROOKDALE PALM BEACH GARDENS			2	100%	2
LEXINGTON PLACE			2	100%	2
METHODIST SPECIALTY CARE CENTER		2			2
AVERA MEDICAL GROUP			2	100%	2
MARCO ISLAND HOSPITAL INC D/B/A		1	1	50%	2
AMEDISYS HOME HEALTH OF GREENVILLE			2	100%	2
IN & OUT URGENT CARE METAIRIE			2	100%	2
KJ MEDICAL PRACTICE PC		2			2
CITY OF NEW YORK DEPARTMENT OF HEALTH			2	100%	2
CHOTA COMMUNITY HEALTH SERVICES		1	1	50%	2
CHAPPEL GROUP RESEARCH, THE		2			2
NEW YORK PSYCHIATRIC INSTITUTE		2			2
FRASER MEMORIAL HOSPITAL		1	1	50%	2
ROYAL OAK MEDICAL CENTER LLC DBA CHARACTER FAMILY			2	100%	2
LAREDO EMERGENCY ROOM			2	100%	2
LAKE SUCCESS EXTENDED CARE		2			2
CVS IN6559POCT AVON		2			2
VELOCITY URGENT CARE			2	100%	2
PREMIER FAMILY CARE I, INC			2	100%	2
CVS MA41POCT TAUNTON		2			2
NORTHSIDE FAMILY MEDICINE AND URGENT CARE (HOLLY SPRINGS)		2			2
GET WELL EXPRESS URGENT CARE & WALK-IN CLINIC			2	100%	2
CVS MA335POCT RAYNHAM		2			2
LAB PLUS, LLC			2	100%	2
ManorCare Health Services Peters Township		2			2
Eagle Health and Rehabilitation		2			2
PEACE RIVER MEDICAL CENTER		2			2
NEW YORK CITY CENTRAL COVID			2	100%	2
BRENTWOOD AT FORE RANCH			2	100%	2
ARLINGTON DIALYSIS CENTER LLC		2			2
BEAUFORT MEMORIAL			2	100%	2
ADVENT HEALTH - OWASA			2	100%	2
INSPIRE HEALTHCARE CENTER			2	100%	2
AFC PHYSICIANS OF FLORIDA, PA			2	100%	2
PUBLIC HEALTH LABORATORY	1		1	50%	2
OAKMONT EAST- GREENVILLE SC, LLC		2			2
MEDEXPRESS URGENT CARE PENNSVILLE		2			2
NEMOURS CHILDREN'S PRIMARY CARE THE VILLAGES		2			2
MEMORIAL HOSPITAL OF SOUTH BEND			2	100%	2
FLORIDA MEDICAL CENTER OF CLEARWATER		2			2



# COVID-19: testing by laboratory

Data through Apr 27, 2021 verified as of Apr 28, 2021 at 09:25 AM

Data in this report are provisional and subject to change.

The numbers in the table below represent the number of Florida and non-Florida residents for whom test results were received by the Department of Health. A person can be tested by more than one laboratory and can have both positive and negative results. **Therefore, the sum of the numbers in each column will be larger than the total number of people tested.**

Reporting lab	Inconclusive	Negative	Positive	Percent positive	Total
SMITH NORTHVIEW HOSPITAL LAB			2	100%	2
MISSION HOSPITAL REGIONAL MEDICAL CENTER			2	100%	2
Luther Acres Manor		2			2
Kroger 407 - The Little Clinic Lexington		1	1	50%	2
LOWELL GENERAL HOSPITAL			2	100%	2
UHEALTH CARDIOLOGY			2	100%	2
Providence VAMC		2			2
APPLECARE VALDOSTA			2	100%	2
LILY PHARMACY		2			2
OELWEIN HEALTH CARE CENTER		2			2
THE RIM URGENT CARE			2	100%	2
MEDEXPRESS URGENT CARE - LODI		2			2
LIFESPRING COMMUNITY HEALTH		2			2
HAWAII DEPARTMENT OF HEALTH			2	100%	2
SHEPHERD CENTER CLINICAL LABORATORY		2			2
TRIDENT ANTI AGING LLC			2	100%	2
UT AUSTIN UNIVERSITY HEALTH SERVICES			2	100%	2
Highland Ave. Eye Clinic		2			2
Iron County Medical Care Facility		2			2
ADVENTIST HINSDALE HOSPITAL LABORATORY			2	100%	2
ST LUKES HOSPITAL			2	100%	2
Kroger 409 - The Little Clinic Hebron Marketplace		1	1	50%	2
BE WELL PHARMACY		2			2
CROSSROADS URGENT CARE DBA URGENT TEA		2			2
PM PEDIATRICS OF BAYSIDE, PLLC - RIVE		2			2
LABTOX LABORATORIES			2	100%	2
CVS OH4327POCT PAINESVILLE		2			2
SIMPLY HEALTHCARE AND WELLNESS CLINIC, PC			2	100%	2
Cooperstown Center for Nursing and Rehabillitation		2			2
MIDDLE TENN MENTAL HEALTH INSTITUTE		2			2
DEPT OF HEALTH			2	100%	2
ST. MARY'S MEDICAL CENTER EVANSVILLE, INC			2	100%	2
WELL HEALTH LABS			2	100%	2
PALM BEACH DIGESTIVE ASSOCIATES			2	100%	2
STAGES OF LIFE MEDICAL INSTITUTE			2	100%	2
PALMETTO BAY MEDICAL CENTER		1	1	50%	2
LABRADOR PRIMARY CARE CENTER			2	100%	2
SENDER RETREAT ADULT DAY CARE CENTERS			2	100%	2
SIMMONS			2	100%	2
MINUTECLINIC DIAG OF IND, LLC #6250		2			2
CARTER BLOOD CARE			2	100%	2
CLEVELAND CLINIC IMAGING			2	100%	2
CVS PA2296POCT MACUNGIE		2			2
Walgreens #10207		2			2
NYU LANGONE HUNTINGTON MEDICAL GROUP		2			2
MEDEXPRESS URGENT CARE - MYLAN			2	100%	2
MASSACHUSETTS DEPARTMENT OF HEALTH			2	100%	2

# COVID-19: testing by laboratory

Data through Apr 27, 2021 verified as of Apr 28, 2021 at 09:25 AM

Data in this report are provisional and subject to change.

The numbers in the table below represent the number of Florida and non-Florida residents for whom test results were received by the Department of Health. A person can be tested by more than one laboratory and can have both positive and negative results. **Therefore, the sum of the numbers in each column will be larger than the total number of people tested.**

Reporting lab	Inconclusive	Negative	Positive	Percent positive	Total
PALM WEST INTERNIST PA			2	100%	2
ADERHOLT MEDICAL, LLC		2			2
MEASE COUNTRYSIDE HOSPITAL CARDIAC REH			2	100%	2
SPRINGS MEDICAL LAB		1	1	50%	2
STATE OF FLORIDA			2	100%	2
SYLVAN NURSING			2	100%	2
CVS OH2540POCT HILLIARD		2			2
U OF MIAMI MILLER SCHOOL OF MEDICINE			2	100%	2
MEMORIAL HERMANN HOSPITAL			2	100%	2
PHYSICIANS PREMIER			2	100%	2
GUARDIAN HOME CARE OF CENTRAL GEORGIA		2			2
MEDEXPRESS URGENT CARE, MILLCREEK		2			2
LABCORP OF AMERICA HOLDINGS		1	1	50%	2
Guilford Health Care Center		2			2
BAPTIST HEALTHCARE - LAKEVIEW CENTER INC		2			2
BERGEN COUNTY SURGICAL AND ENDOSCOPY CENTER		2			2
CONEMAUGH MEMORIAL MEDICAL CENTER		2			2
NSUH AT SYOSSET		2			2
BAYSHORE MEDICAL CENTER			2	100%	2
ST. JOSEPH REGIONAL MEDICAL CENTER			2	100%	2
Avanti Wellness and Rehab			2	100%	2
HCA HOUSTON ER 24/7			2	100%	2
LAB CORP OF AMER SAN DIEGO			2	100%	2
CARE 365			2	100%	2
PIEDMONT ATHENS REGIONAL HOSPITAL LAB			2	100%	2
Lynwood		2			2
NORTHSIDE FAMILY MEDICINE AND URGENT CARE (CUMMING)		2			2
OAKMONT OF UNION SC, LLC		2			2
US LABS		2			2
ROYAL CARE MEDICAL CENTER			2	100%	2
ACKERMAN CANCER CENTER		2			2
COOPER CLINIC			2	100%	2
DEKALB MEDICAL CENTER LABORATORY			2	100%	2
DNA DIAGNOSTICS CENTER		2			2
JORDAN VALLEY MEDICAL CENTER			2	100%	2
HOME ACCESS HEALTH			2	100%	2
DELAWARE DIAGNOSTICS LABS			2	100%	2
MAWD PATHOLOGY GROUP			2	100%	2
ADVENT HEALTH CENTRAL TEXAS		1	1	50%	2
RAPID MD			2	100%	2
ABILITY DIAGNOSTICS LLC			2	100%	2
BAYCARE OUTREACH LAB			2	100%	2
MY PHARMACY			2	100%	2
Kroger 686 - The Little Clinic Farragut		2			2
CVS MD1490POCT GAITHERSBURG		2			2
CVS OH3980POCT KENT		2			2
CLEVELAND CLINIC FLORIDA LABORATORY			2	100%	2

# COVID-19: testing by laboratory

Data through Apr 27, 2021 verified as of Apr 28, 2021 at 09:25 AM

Data in this report are provisional and subject to change.

The numbers in the table below represent the number of Florida and non-Florida residents for whom test results were received by the Department of Health. A person can be tested by more than one laboratory and can have both positive and negative results. **Therefore, the sum of the numbers in each column will be larger than the total number of people tested.**

Reporting lab	Inconclusive	Negative	Positive	Percent positive	Total
UWMC MONTLAKE DEPT OF LAB MED			2	100%	2
Fox Subacute at Warrington		2			2
PUBLIX PHARMACY #1048		2			2
AMICUS MEDICAL CENTER LLC			2	100%	2
PUBLIX PHARMACY #1387		2			2
AL MANI HEALTH INSTUTUTE		2			2
SIGNATURE CARE LEWISVILLE-EMERGENCY CENTER		1	1	50%	2
EASTERN NEW MEXICO UNIVERSITY STUDENT		2			2
CPL INC/BSSC PATHOLOGY		2			2
Alden Terrace of McHenry			2	100%	2
FLORIDA MEDICAL CLINIC RADIOLOGY DALE MABRY		2			2
HEALTHCARE NETWORK			2	100%	2
Kroger 441 - The Little Clinic Middletown		2			2
LIFEGUARD AMBULANCE SERVICES LLC, TEXAS- SAN			2	100%	2
PALM CITY NURSING AND REHAB CENTER			2	100%	2
LEHIGH MEDICAL AND RESEARCH CENTER, INC			2	100%	2
RIVIERA BEACH INTEGRATED CARE INC			2	100%	2
Kroger 328 - The Little Clinic Henderson Road		2			2
GULF COAST MEDICAL CENTER RESPIRATORY CARE			2	100%	2
CDK LIBERTY ENTERPRISES, LLC		2			2
BAPTIST HOSPITAL PRIMARY CARE GULF BREEZE			2	100%	2
OUR LADY OF THE LAKE REGIONAL MEDICAL CENTER			2	100%	2
BAYCARE OUTREACH LAB WH SOUTH			2	100%	2
ALVERNO CLINICAL LABORATORIES			2	100%	2
SOUTHERN SURGICAL ARTS		2			2
SHORE MEDICAL CENTER		2			2
FAMILY URGENT CARE		2			2
MEMORIAL HOSPITAL WEST			2	100%	2
Kroger 127 - The Little Clinic Lakewood-Alameda		2			2
Fairlane Gardens Nursing and Rehab at Reading		2			2
ADVANCED MEDICAL OF FLORIDA			2	100%	2
SPECTRA EAST INC		1	1	50%	2
Kroger 549 - The Little Clinic Clinton Highway		2			2
MIRAMAR KIDNEY CENTER		1	1	50%	2
ACN PHYSICIANS GROUP CORP			2	100%	2
HERNANDO CHILDREN'S			2	100%	2
CVS NC2297335CV GREENSBORO		2			2
HMH HOSPITALS CORPORATION		2			2
PATIENT FIRST-BATTLEFIELD			2	100%	2
SUMMIT CLINICAL LABORATORIES LLC			2	100%	2
CPL LABS			2	100%	2
CVS MA929POCT FRANKLIN		2			2
Kroger 426 - The Little Clinic Suwanee		2			2
KIDS CORNER PEDIATRICS PLLC		1	1	50%	2
BUFFALO CROSSINGS HEALTHCARE AND REHABILITATION CENTER			2	100%	2
GREEN BAY BLIZZARD OFFICE		2			2
HPH HOME CARE		1	1	50%	2

# COVID-19: testing by laboratory

Data through Apr 27, 2021 verified as of Apr 28, 2021 at 09:25 AM

Data in this report are provisional and subject to change.

The numbers in the table below represent the number of Florida and non-Florida residents for whom test results were received by the Department of Health. A person can be tested by more than one laboratory and can have both positive and negative results. **Therefore, the sum of the numbers in each column will be larger than the total number of people tested.**

Reporting lab	Inconclusive	Negative	Positive	Percent positive	Total
CSS- TWELVE OAKS			2	100%	2
BLACKBAG DIGITAL HEALTH LLC		2			2
OSF SAINT FRANCIS MEDICAL CENTER			2	100%	2
Iowa Veterans Home		2			2
SOUTHERN TENNESSEE MEDICAL CENTER			2	100%	2
A+ URGENT/PRIMARY CARE			2	100%	2
Kroger 020 - The Little Clinic Wheat Ridge		2			2
DALLAS MEDICAL CENTER			2	100%	2
JOHNSON CITY MEDICAL CENTER		1	1	50%	2
SOUTHEASTERN INSTITUTE OF RESTORATIVE MEDICINE		1	1	50%	2
GRANDVIEW COLLEGE STUDENT HEALTH CENTE		2			2
FLORIDA CLINICAL LABORATORY INC			2	100%	2
Cortland Acres Association		2			2
NATHAN LITTAUER HOSPITAL LAB		2			2
The Suites at Western Home Communities		2			2
MEDEXPRESS URGENT CARE - BENTON		2			2
Beecher Manor Nursing and Rehabilitation Center		2			2
MEDCARE		2			2
PLASMA MED RESEARCH DBA		2			2
JULIE STAATS DO		2			2
ALABAMA REFERENCE LAB			2	100%	2
Warren Center for Rehabilitation and Nursing		2			2
COBLESKILL REGIONAL HOSPITAL		2			2
Kroger 130 - The Little Clinic Colorado Springs		2			2
HOUSTON HEALTH DEPARTMENT - BUREAU OF LABORATORY SERVICES			2	100%	2
PruittHealth Lakehaven		2			2
AZALEA HEALTH AND REHABILITATION		2			2
TENNESSEE VALLEY HCS			2	100%	2
TLC MEDICAL			2	100%	2
FLORIDA SOUTHERN COLLEGE		1	1	50%	2
UNIVERSITY HOSPITAL OF BROOKLYN		2			2
WELLSTAR SPALDING REGIONAL MEDICAL CENTER		2			2
PRIMARY HEALTH CARE ASSOCIATES INC			2	100%	2
CVS MI8287POCT MACOMB		2			2
WALGREENS #06583		2			2
WillowBrooke Court at Southampton Estates		2			2
DEER'S HEAD CENTER		2			2
WEST FLORIDA MEDICAL ASSOCIATES, PA			2	100%	2
VA WNYHCS - Buffalo Division		1	1	50%	2
BIONIC TECHNOLOGIES CORPORATION			2	100%	2
KEY WEST HMA PHYSICIAN MANAGEMENT, LLC			2	100%	2
MD NOW URGENT CARE CENTER INC.			2	100%	2
MEDLOGIC, LLC		2			2
CARE NOW DENTON			2	100%	2
UMASS MEMORIAL MEDICAL CENTER, INC		1	1	50%	2
BFT LAB			2	100%	2
TRUE HEALTH INC			2	100%	2

# COVID-19: testing by laboratory

Data through Apr 27, 2021 verified as of Apr 28, 2021 at 09:25 AM

Data in this report are provisional and subject to change.

The numbers in the table below represent the number of Florida and non-Florida residents for whom test results were received by the Department of Health. A person can be tested by more than one laboratory and can have both positive and negative results. **Therefore, the sum of the numbers in each column will be larger than the total number of people tested.**

Reporting lab	Inconclusive	Negative	Positive	Percent positive	Total
DRR JMC URGENT CARE DONALD ROSS			2	100%	2
KETTERING MEDICAL CENTER			2	100%	2
ON-SITE MEDICAL SOLUTIONS		2			2
AHC Forest cove		2			2
KANSAS CITY VA MEDICAL CENTER			2	100%	2
Imboden Creek Living Center		2			2
NEMOURS CHILDRENS PRIMARY CARE			2	100%	2
SOUTHSIDE FAMILY MEDICAL		2			2
SHERIDAN AT HOBE SOUND, THE			2	100%	2
OSF ST JOSEPH MEDICAL CENTER			2	100%	2
MOUNT SINAI MEDICAL CENTER OF FLORIDA, INC			2	100%	2
MCLAREN REGIONAL MEDICAL CENTER			2	100%	2
SANTA ROSA COUNTY HEALTH DEPARTMENT			2	100%	2
Cypress Cove Center		2			2
PIEDMONT WALTON HOSPITAL		2			2
CORTLAND PARK REHABILITATION AND NURSING CENTER		1	1	50%	2
MEDSTAR HARBOR HOSPITAL			2	100%	2
MAGNOLIA MANOR OF COLUMBUS		2			2
ASSOCIATES IN INTERNAL MEDICINE PA			2	100%	2
Good Samaritan Society Waukon		2			2
FIRST PREVENTION AND DIALYSIS CENTER LLC			2	100%	2
UNIVERSITY OF MN MEDICAL CENTER EAST CAMPUS			2	100%	2
MINUTECLINIC DIAGNOSTIC OF KANSAS, PC		2			2
A G RHODES HOME AT WESLEY WOODS		2			2
THE EDGEWATER AND WATERMAN VILLAGE			2	100%	2
Parkridge Specialty Care		2			2
WARE EXPRESS CARE			2	100%	2
WESTMINSTER SUNCOAST			2	100%	2
WELLNESS MEDICAL CLINIC			2	100%	2
CVS CA8861POCT BUENA PARK		2			2
Holiday Retirement Home			2	100%	2
Village Green Health & Rehabilitation		2			2
CVS AZ9277POCT TUCSON		2			2
MAJESTIC GUARDIANS			2	100%	2
COX HEALTH SOUTH LAB		1	1	50%	2
UNIVERSITY COMMUNITY HEALTH SERVICES		1	1	50%	2
SELECT MEDICAL CLINIC			2	100%	2
PT&J REHAB LLC		1	1	50%	2
GRACE HEALTHCARE OF LAKE WALES		1	1	50%	2
MCCALLIE SCHOOL-STUDENT HEALTH CENTER		2			2
BAY CORRECTIONAL AND REHABILITATION FACILITY			2	100%	2
GREEN RIVER MEDICAL CENTER			2	100%	2
UNIVERSITY OF MIAMI SCCC RESEARCH LABORATORY			2	100%	2
DIAGNOSTIC AFFILIATES			2	100%	2
ST ANTHONY COMMUNITY HOSPITAL LAB		1	1	50%	2
NEW BRIDGE MEDICAL CENTER		2			2
HERITAGE VILLAGE REHAB & SKILLED NURSI		2			2



# COVID-19: testing by laboratory

Data through Apr 27, 2021 verified as of Apr 28, 2021 at 09:25 AM

Data in this report are provisional and subject to change.

The numbers in the table below represent the number of Florida and non-Florida residents for whom test results were received by the Department of Health. A person can be tested by more than one laboratory and can have both positive and negative results. **Therefore, the sum of the numbers in each column will be larger than the total number of people tested.**

Reporting lab	Inconclusive	Negative	Positive	Percent positive	Total
SKY LAKES MEDICAL CENTER		2			2
UNM SANDOVAL REGIONAL MEDICAL CENTER		2			2
DUKE HEALTH REGIONAL HOSPITAL			2	100%	2
FRESENIUS KIDNEY CARE SOUTH ST PETERSBURG			2	100%	2
AHC Humboldt		2			2
BAPTIST HOSPITAL LABORATORY			2	100%	2
Virginia Gay Nursing and Rehab		2			2
CRAWFORD COUNTY CARE CENTER		2			2
WEAKLEY COUNTY REHAB AND NURSING CENTER		2			2
RIVER CITY MEDICAL ASSOCIATES, INC			2	100%	2
CVS NJ2369POCT JACKSON		2			2
Kroger 619 - The Little Clinic Hendersonville Indian Lake		2			2
FLAGLER PROFESSIONAL HEALTH CAE SERVICES INC		2			2
FKC AMELIA ISLAND DIALYSIS			2	100%	2
PORTAGE MEDICAL CENTER			2	100%	2
RAPID RESULT CORP LLC		1	1	50%	2
COLUMBIA COTTAGE		2			2
ST. VINCENT HOSPITAL			2	100%	2
SCDHEC BUREAU OF LABORATORIES			2	100%	2
SWEDISH COVENANT HOSPITAL			2	100%	2
BOND & STEELE CLINIC, PA			2	100%	2
ONslow COUNTY HEALTH DEPARTMENT			2	100%	2
CENTRAL FLORIDA FAMILY HEALTH CENTER		2			2
VA Greater LA HCS-Santa Maria OPC			2	100%	2
ATLAS GENOMICS			2	100%	2
MILFORD REGIONAL HOSPITAL			2	100%	2
HAMPTON VAMC		2			2
CREATIVE HEALTH CENTER			2	100%	2
NEMOURS CHILDRENS HORIZON WEST			2	100%	2
CARBON HEALTH			2	100%	2
Harbor House		2			2
PATIENT FIRST MEDICAL CENTER-CARYTOWN			2	100%	2
FALCON HEALTH CENTER			2	100%	2
CVS MO5724POCT KANSAS CITY		2			2
ST ANTHONY'S PINELLAS CARE CLINIC			2	100%	2
GOLISANO PEDIATRICS PORT CHARLOTTE HARBOR		2			2
UNIVERSITY OF VERMONT MEDICAL CENTER			2	100%	2
Delaware Court Healthcare Center		2			2
SHELBYVILLE HOSPITAL COMPANY		2			2
BELLIN HOSPITAL			2	100%	2
SENECA HEALTH CARE CENTER		2			2
Durham VAMC		2			2
PTC LABORATORIES			2	100%	2
MERCY HEALTH LAB		1	1	50%	2
JERSEY IRISH MEDICAL		2			2
HEALTH GROUP CENTER INC			2	100%	2
PPD CLINICAL RESEARCH UNIT			2	100%	2

# COVID-19: testing by laboratory

Data through Apr 27, 2021 verified as of Apr 28, 2021 at 09:25 AM

Data in this report are provisional and subject to change.

The numbers in the table below represent the number of Florida and non-Florida residents for whom test results were received by the Department of Health. A person can be tested by more than one laboratory and can have both positive and negative results. **Therefore, the sum of the numbers in each column will be larger than the total number of people tested.**

Reporting lab	Inconclusive	Negative	Positive	Percent positive	Total
FEDERAL CORRECTIONAL INSTITUTION MARIANNA			2	100%	2
MEDICAL CENTER LABORATORY			2	100%	2
MAYO CLINIC COUMADIN CLINIC LABORATORY		1	1	50%	2
WILSON MEMORIAL HOSPITAL			2	100%	2
UMHC HOLLYWOOD LABORATORY			2	100%	2
MEDEXPRESS URGENT CARE - SOUTH CHARLESTON		2			2
CVS MA2600POCT WEYMOUTH		1	1	50%	2
UF KANAPAHA LAB BEAKER		2			2
PHOEBE BERKS HEALTH CARE CENTER		2			2
THE WINDSOR ORTEGA		2			2
MID-FLORIDA HEMATOLOGY AND ONCOLOGY CENTERS		2			2
TENNESSEE DEPARTMENT OF HEALTH (TDH) - REGIONAL LABORATORY			2	100%	2
Southern Pines Healthcare Center		1	1	50%	2
ATHENA CARE RESOURCES LLC		2			2
MINERS COLFAX MEDICAL CENTER		2			2
Kroger 519 - The Little Clinic Georgesville Square		2			2
FLORIDA DEPARTMENT OF HEALTH PINELLAS COUNTY-			2	100%	2
SOUTH DAKOTA DEPARTMENT OF HEALTH		2			2
NEMOURS CHILDRENS PRIMARY CARE CLERMONT			2	100%	2
Tidelands Health Rehabilitation Hospital			2	100%	2
CVS IL8744POCT BROOKFIELD		2			2
WEST COAST PEDIATRICS			2	100%	2
UNITY LONGPOND		2			2
MEMORIAL HEALTH SYSTEM		1	1	50%	2
EXCELTOX LABORATORIES LLC		2			2
WELLSTAR DOUGLAS HOSPITAL LABORATORY		2			2
Walgreens #19019		2			2
EXCUSED ABSENCE PLLC		2			2
TEXAS REGIONAL ASTHMA & ALLERGY CENTER			2	100%	2
WALGREENS #09304		1	1	50%	2
WALGREENS # 04440		2			2
REELFOOT FAMILY WALK IN CLINIC - TIPT		2			2
PUBLIX PHARMACY #1092		2			2
PRONTO URGENT CARE			2	100%	2
CVS NE2741POCT LA VISTA		2			2
RICHICHI FAMILY HEALTH			2	100%	2
MD NOW URGENT CARE MEDICAL CENTERS INC			2	100%	2
SARASOTA MEMORIAL MEDICAL URGENT CARE CENTER			2	100%	2
VETERANS AFFAIRS MEDICAL CENTER - GREATER LOS ANGELES			2	100%	2
BAPTIST HOSPITAL OF MIAMI MCI BROWARD LABORATORY			2	100%	2
Manor At Perrysburg		2			2
Northpoint Lexington Healthcare		1	1	50%	2
MC MEDICAL			2	100%	2
JFK MEDICAL CENTER LABORATORY DEPT		2			2
CARE ATC SUN HYDRAULICS TALLAVAST			2	100%	2
KEATING SPORTS CENTER		2			2
Great Lakes Health Center			2	100%	2

# COVID-19: testing by laboratory

Data through Apr 27, 2021 verified as of Apr 28, 2021 at 09:25 AM

Data in this report are provisional and subject to change.

The numbers in the table below represent the number of Florida and non-Florida residents for whom test results were received by the Department of Health. A person can be tested by more than one laboratory and can have both positive and negative results. **Therefore, the sum of the numbers in each column will be larger than the total number of people tested.**

Reporting lab	Inconclusive	Negative	Positive	Percent positive	Total
MEDEXPRESS URGENT CARE - SPRINGFIELD, COOLEY ST		2			2
JASPER MEMORIAL HOSPITAL		1	1	50%	2
MINUTECLINIC LLC #3351			2	100%	2
DUKE UNIVERSITY POINT OF CARE TESTING PROGRAM			2	100%	2
Piney Grove Nursing and Rehabilitation Center		2			2
METROHEALTH SYSTEM			2	100%	2
HARTFORD HEALTH CARE & REHABILITATION			2	100%	2
CVS TN5694POCT SODDY DAISY		2			2
ASCENSION ST VINCENT'S RIVERSIDE			2	100%	2
RHODE ISLAND DEPARTMENT OF HEALTH LABORATORIES			2	100%	2
CLEMENT J ZABLOCKI VAMC		2			2
MIDWAY SPECIALTY CARE CENTER INC		2			2
ENVOY OF FORK UNION, LLC DBA ENVOY AT THE VILLAGE		2			2
Kroger 745 - The Little Clinic Somerset		2			2
SYMPHONY OF BUFFALO GROVE		2			2
BAPTIST HEALTH MEDICAL PLAZA			2	100%	2
MEDSTAR URGENT CARE, LLC			2	100%	2
MEDEXPRESS URGENT CARE - CONWAY		2			2
CAROLINAS HEALTHCARE SYSTEM LAB			2	100%	2
ANDERSON COUNTY HOSPITAL			2	100%	2
JEFFERSON WASHINGTON TOWNSHIP HOSPITAL		2			2
MEDEXPRESS URGENT CARE - RUSSELLVILLE, W MAIN ST		2			2
BLUEWATER TOXICOLOGY			2	100%	2
BAPTIST HEALTH LEXINGTON			2	100%	2
HERITAGE CARE AND REHABILITATION CENTE		2			2
PALM BAY COMMUNITY OUTPATIENT CLINIC		2			2
Walgreens #9278		2			2
CROSTOWN PHARMACY		2			2
DELTONA VA CBOC		2			2
GALEN BAYLOR EXTENSION		2			2
Kroger 400 - The Little Clinic Hartley Bridge Rd		1	1	50%	2
Cottage of the Shoals		2			2
HEALTH & REHAB CTR AT DOLPHINS VIEW, THE			2	100%	2
INTERNAL MEDICINE ASSOCIATES-DUNELLON			2	100%	2
ATVIVO LLC		2			2
MINUTECLINIC DIAG OF IND, LLC #4368		2			2
Pinnacle Assisted Living			2	100%	2
AYASS BIOSCIENCE LLC			2	100%	2
MATHER HOSPITAL			2	100%	2
ROBERTS WESLEYAN COLLEGE HEALTH CENTE		2			2
PM PEDIATRICS OF BAYSIDE PLLC - HOPEWELL JUNCTION		2			2
Garden Care Center		2			2
INNOVATIVE CARE II LLC			2	100%	2
ST CLOUD PHARMACY AND WELLNESS CENTER		2			2
CONWAY MEDICAL CENTER			2	100%	2
MY INSTADOC - HOWELL URGENT CARE		2			2
VA CBOC			2	100%	2

# COVID-19: testing by laboratory

Data through Apr 27, 2021 verified as of Apr 28, 2021 at 09:25 AM

Data in this report are provisional and subject to change.

The numbers in the table below represent the number of Florida and non-Florida residents for whom test results were received by the Department of Health. A person can be tested by more than one laboratory and can have both positive and negative results. **Therefore, the sum of the numbers in each column will be larger than the total number of people tested.**

Reporting lab	Inconclusive	Negative	Positive	Percent positive	Total
BROOKS -TLC HOSPITAL SYSTEM			2	100%	2
INN AT LAPOSADA,THE			2	100%	2
FLAGLER HOME CARE			2	100%	2
MOBILE COUNTY HEALTH DEPARTMENT		1	1	50%	2
INA		1	1	50%	2
WALGREENS #15495		1	1	50%	2
Bedford Care Center of Hattiesburg		2			2
VENETIAN GARDENS		2			2
JACKSON LABORATORY OF GENOMIC MEDICINE		2			2
SHELL POINT HOME HEALTH			2	100%	2
MEDEXPRESS URGENT CARE - ST CLAIR, CLOVER DR.		1	1	50%	2
VA Boston HCS-West Roxbury Division		1	1	50%	2
CVS MA1877POCT NORTON		2			2
JMC TALLAHASSEE, LLC			2	100%	2
AHC PARIS		2			2
TEMPLE UNIVERSITY HOSPITAL			2	100%	2
HOLY TRINITY PHARMACY LLC		2			2
EDGEWATER RETIREMENT MANOR			2	100%	2
KIVA AT MOUNT DORA			2	100%	2
PIEDMONT MOUNTAINSIDE HOSPITAL LABORAT		2			2
COLD SPRING HILLS CENTER FOR NURSING A		2			2
TRINITY DIALYSIS			2	100%	2
SOUTHERN SPRINGS HEALTH CARE		2			2
ORLANDO HEALTH MEDICAL GROUP		1	1	50%	2
WALKONCLINIC			2	100%	2
CVS CA8882POCT SAN CLEMENTE		2			2
RRMC CREEKSIDE LAB		2			2
TEQUESTA FAMILY MEDICAL CENTER LLC			2	100%	2
LONG, SARAH		1	1	50%	2
ST JOSEPH'S HOSPITAL INC			2	100%	2
HEARTLAND REGIONAL MEDICAL CENTER		1	1	50%	2
TRINITAS REGIONAL MEDICAL CENTER		1	1	50%	2
GENETIC ASSAYS INC			2	100%	2
VITAL CARE CLINIC, LLC			2	100%	2
SACRED HEART HOSPITAL ON THE EMERALD			2	100%	2
Macon Valley Nursing and Rehabilitation Center		2			2
CHRISTIAN REST HOME ASSOC		2			2
ALCALA PHARMACEUTICALS			2	100%	2
SWEETWATER NURSING CENTER		2			2
RAINY LAKE MEDICAL CENTER			2	100%	2
Hartwell Health and Rehabilitation		2			2
WALGREENS NO 10512		1	1	50%	2
RAPID MEDLAB (002MO)		2			2
CENTRAL ARKANSAS VETERANS HEALTHCARE SYSTEM - VETERANS AFFAIRS			2	100%	2
COLONIAL VILLA GOOD SAMARITAN CENTER		2			2
WISE HEALTH SYSTEM		1	1	50%	2
Kroger 096 - The Little Clinic Orchard and Holly		2			2

# COVID-19: testing by laboratory

Data through Apr 27, 2021 verified as of Apr 28, 2021 at 09:25 AM

Data in this report are provisional and subject to change.

The numbers in the table below represent the number of Florida and non-Florida residents for whom test results were received by the Department of Health. A person can be tested by more than one laboratory and can have both positive and negative results. **Therefore, the sum of the numbers in each column will be larger than the total number of people tested.**

Reporting lab	Inconclusive	Negative	Positive	Percent positive	Total
Jackson Health Care Facility			2	100%	2
PALM MEDICAL CENTER - PLANT CITY		2			2
Van Wert Manor		2			2
ManorCare Rehab Center of Marietta		2			2
VIRGINIA DEPT OF HEALTH OFFICE OF EPIDEMIOLOGY			2	100%	2
EASTLAKE MEDICAL CENTER		2			2
METHODIST HEALTHCARE - MEMPHIS HOSP		2			2
Greystone Nursing and Rehab, LLC			2	100%	2
ADVOCATE SHERMAN HOSPITAL			2	100%	2
SUNCOAST BLOOD BANK			2	100%	2
SPECIALTY LABORATORIES			2	100%	2
ASSOCIATES IN UROGYNECOLOGY MD LLC		2			2
CVS SC7567POCT BOILING SPRINGS		1	1	50%	2
NEW YORK UNIVERSITY MEDICAL CENTER			2	100%	2
DALLAS VA MEDICAL CENTER - VA NORTH TEXAS HEALTH CARE SYSTEM			2	100%	2
Wetumpka Health and Rehab, LLC		2			2
ADVENTHEALTH MEDICAL GROUP OBSTETRICS			2	100%	2
GASTROENTEROLOGY ASSOCIATES			2	100%	2
DALLAS BAPTIST UNIVERSITY - HEALTH SERVICES			2	100%	2
CVS NV5286POCT HENDERSON		2			2
BROOKSVILLE DIALYSIS			2	100%	2
LIFT HEALTH		2			2
NORTHWEST MEDICAL CENTER LABORATORY		2			2
WOODHILLS LABS			2	100%	2
WEST BOCA MEDICAL CENTER			2	100%	2
PROFESSIONAL DIALYSIS CENTER			2	100%	2
HIBISCUS COURT			1	100%	1
HEALTH & WELLNESS PROFESSIONALS INC			1	100%	1
TRIPLE O RESEARCH INSTITUTE PA			1	100%	1
Kroger 894 - The Little Clinic NEC		1			1
BIOLOGICAL AND CHEMICAL EMERGENCIES LABORATORY			1	100%	1
FLORIDA HOSPITAL TRANSPLANT CENTER		1			1
ENCOMPASS HEALTH REHABILITATION HOSPITAL OF UTAH		1			1
PALMETTO PRIMARY CARE PHYSICIANS			1	100%	1
MEDEXPRESS URGENT CARE - MT EPHRAIM		1			1
TITUSVILLE CENTER FOR SURGICAL EXCELLENCE LLC		1			1
Mountain City Care and Rehabilitation Center		1			1
ADVENTHEALTH MEDICAL GROUP UROLOGY AT EAST ORLANDO		1			1
UNIVERSITY OF SOUTH FLORIDA			1	100%	1
Parkside Manor		1			1
STUDENT HEALTH CENTER			1	100%	1
ADVENTHEALTH HOME CARE WATERMAN			1	100%	1
PREVENTIVE CARDIOLOGY AND INTERNAL MEDICINE ASSOCI			1	100%	1
HATLEY HEALTH CARE, INC		1			1
BAPTIST EMERGENCY HOSPITAL - KELLY			1	100%	1
NEW ULM MEDICAL CENTER			1	100%	1
INFINITY HOME CARE OF PORT CHARLOTTE, LLC			1	100%	1



# COVID-19: testing by laboratory

Data through Apr 27, 2021 verified as of Apr 28, 2021 at 09:25 AM

Data in this report are provisional and subject to change.

The numbers in the table below represent the number of Florida and non-Florida residents for whom test results were received by the Department of Health. A person can be tested by more than one laboratory and can have both positive and negative results. **Therefore, the sum of the numbers in each column will be larger than the total number of people tested.**

Reporting lab	Inconclusive	Negative	Positive	Percent positive	Total
METHODISM MIDLOTHIAN MEDICAL CENTER			1	100%	1
PINEBROOK CARE AND REHABILITATION CENTER			1	100%	1
MCG HOSPITALS AND CLINICS			1	100%	1
Jenkins Living Center		1			1
CLARKSVILLE MANOR INC		1			1
Medilodge of Midland		1			1
PREMIER HEALTH CARE INC			1	100%	1
WINCHESTER URGENT CARE, PC		1			1
RAYMOND F CARON MD			1	100%	1
Kroger 63 - The Little Clinic Glassford Hill Rd		1			1
ALLEGHENY COUNTY HEALTH DEPARTMENT - PUBLIC HEALTH LABORATORY			1	100%	1
WESLEY MEDICAL CENTER			1	100%	1
GENESIS MICROBIOLOGY LAB		1			1
THYROID SPECIALTY LABORATORY			1	100%	1
COVE AT THE MARBELLA,THE			1	100%	1
NHC HEALTH CARE CENTER		1			1
ERIE COUNTY EMERGENCY SERVICES DIV OF		1			1
WALGREENS #10308		1			1
American Fork Care Center dba Heritage Care Center		1			1
CORE OCCUPATIONAL MEDICINE			1	100%	1
CFHC - FROSTPROOF			1	100%	1
WALGREENS #09456		1			1
GULF COUNTY HEALTH DEPARTMENT			1	100%	1
BMRHC HARRISON		1			1
EMERY MEDICAL CENTER			1	100%	1
ENT AND ALLERGY ASSOCIATES, LLP		1			1
SIPERSTEIN DERMATOLOGY LLC			1	100%	1
Masonic Medical Research Institute			1	100%	1
Ashland Place Health and Rehabilitation, LLC		1			1
UNIVERSITY OF MIAMI - LENNAR CENTER			1	100%	1
VA ST LOUIS HEALTH CARE SYSTEM			1	100%	1
EH FARGO HOSPITAL LABORATORY			1	100%	1
QUALITY LAB			1	100%	1
HSRE-ASL CASSELBERRY TRS, LLC			1	100%	1
FAMILY MEDICAL CENTER OF HOLLYWOOD PA			1	100%	1
ADVANCED MEDICAL LABORATORIES (AML)			1	100%	1
NHSN_AIMS		1			1
Salem Hills Rehabilitation and Nursing Center		1			1
SUN CITY DIAGNOSTIC CENTER			1	100%	1
Kroger - KRO03400316			1	100%	1
ELLICOTT CENTER FOR REHABILITATION AND		1			1
JP MORGAN CHASE HEALTH SERVICES			1	100%	1
WESTCOAST FAMILY PRACTICE		1			1
2504-HOMEWOOD		1			1
Lemont Nursing and Rehab Center			1	100%	1
UNITED PHYSICIAN GROUP FAMILY MEDICINE OF HAMPTON		1			1
SC-GA2018 SIMPSONVILLE REHABILITATION		1			1

# COVID-19: testing by laboratory

Data through Apr 27, 2021 verified as of Apr 28, 2021 at 09:25 AM

Data in this report are provisional and subject to change.

The numbers in the table below represent the number of Florida and non-Florida residents for whom test results were received by the Department of Health. A person can be tested by more than one laboratory and can have both positive and negative results. **Therefore, the sum of the numbers in each column will be larger than the total number of people tested.**

Reporting lab	Inconclusive	Negative	Positive	Percent positive	Total
CVS PA2867POCT FOLSOM		1			1
CENTRAL CAROLINA HOSPITAL			1	100%	1
ABRAKIDABRA KIDS CLINIC			1	100%	1
BOLLES SCHOOL, THE			1	100%	1
ASSOCIATES MD MEDICAL GROUP INC			1	100%	1
Encompass Health Rehab Hosp Tinton Falls		1			1
PLEASANT RIDGE MANOR WEST		1			1
PRESTIGE ER			1	100%	1
HEALTH CARE SERVICES LC			1	100%	1
MEDEXPRESS URGENT CARE-HAVERHILL		1			1
SHP WESTCHESTER LLC		1			1
VIRGINIA UROLOGY		1			1
IC LABS			1	100%	1
BOND & STEELE CLINIC PA D/B/A		1			1
MOUNT SINAI HOSPITAL OF QUEENS			1	100%	1
CAREMOUNT MEDICAL PC		1			1
LABTECH DIAGNOSTICS			1	100%	1
ENCOMPASS HEALTH REHAB HOSP TOMS RIVER		1			1
MORGAN MEDICAL CENTER		1			1
DIGNITY HEALTH GOHEALTH		1			1
CVS OH3481POCT MARYSVILLE		1			1
AVERA HEART HOSPITAL OF SD			1	100%	1
CURA LABORATORY SERVICES			1	100%	1
WESTOX LABS		1			1
BEST CARE COMMUNITY AND FAMILY HEALTH CENTER INC			1	100%	1
WILMINGTON NURSING AND REHAB			1	100%	1
FASTMED - LAKEWAY			1	100%	1
JOHN HOPKINS WELLNESS CENTER PEPSICO			1	100%	1
HIGHLAND LABORATORY			1	100%	1
SUNCOAST RESEARCH GROUP LLC			1	100%	1
Dulles Health and Rehab Center		1			1
NORTH CAROLINA STATE LABORATORY OF PUBLIC HEALTH, SPECTRUM LAB NETWORK			1	100%	1
CHATSWORTH ASSISTED LIVING COMMUNITY AT PGA NATIONAL			1	100%	1
Sherwood Oaks Health Center			1	100%	1
POUDRE VALLEY HOSPITAL			1	100%	1
RENOWN REGIONAL MEDICAL CENTER			1	100%	1
Walgreens #9121		1			1
5 STAR HOME HEALTH SERVICES INC		1			1
Manor Care Health Services- Wilmington			1	100%	1
GATEWAY COMMUNITY SERVICES INC			1	100%	1
LRGHEALTHCARE		1			1
DILELLA			1	100%	1
KIDSVILLE PEDIATRICS III PA			1	100%	1
SAINT JOSEPHS HOSPITAL OF ATLANTA			1	100%	1
PEDIATRIC ASSOC OF JACKSONVILLE PA			1	100%	1
CARENOW-MONTGOMERY			1	100%	1
BIOMERIEUX			1	100%	1

# COVID-19: testing by laboratory

Data through Apr 27, 2021 verified as of Apr 28, 2021 at 09:25 AM

Data in this report are provisional and subject to change.

The numbers in the table below represent the number of Florida and non-Florida residents for whom test results were received by the Department of Health. A person can be tested by more than one laboratory and can have both positive and negative results. **Therefore, the sum of the numbers in each column will be larger than the total number of people tested.**

Reporting lab	Inconclusive	Negative	Positive	Percent positive	Total
CLINICAL RESEARCH OF WEST FLORIDA		1			1
WASHINGTONVILLE PHARMACY INC		1			1
PREMISEHEALTH		1			1
ELKTON TRANSITIONAL CARE CENTER		1			1
RENEGADEXBIO, PBC	1				1
Diversicare of Ripley		1			1
BROOKSVILLE REGIONAL HOSPITAL			1	100%	1
AMERICAN FAMILY CARE - SMYRNA			1	100%	1
SHAW MEDICAL GROUP LLC			1	100%	1
HALIFAX HEALTH PRIMARY CARE ORMOND			1	100%	1
DSL TENANT II LLC			1	100%	1
PATIENT FIRST - SICKLERVILLE		1			1
ST JUDE CARE CENTER		1			1
GATEWAY FAMILY HEALTH CLINIC			1	100%	1
PANCARE HEALTH - BRUCE			1	100%	1
STAT EMERGENCY CENTER			1	100%	1
AURORA MEDICAL CENTER-KENOSHA			1	100%	1
MED BAR LLC		1			1
KIOSK MEDICINE KENTUCKY LLC		1			1
SOMA MEDICAL CENTER PA #4			1	100%	1
MEDICAL EXAMINERS OFFICE, LEESBURG			1	100%	1
LIBERTY COMMONS NURSING AND REHABILITA		1			1
OUCH URGENT CARE			1	100%	1
AVERA ST. MARY'S HOSPITAL			1	100%	1
CORVALLIS CLINIC PC LAB		1			1
St. Catherine's manor of Findlay		1			1
YOUR KIDS URGENT CARE			1	100%	1
BACON COUNTY HOSPITAL		1			1
CENTER AT WATERFRONT		1			1
BANNER UNIVERSITY MEDICAL CENTER			1	100%	1
Kroger 588 - The Little Clinic Thompsons Station		1			1
NEW HORIZON PRIMARY CARE LLC			1	100%	1
CVS TX7824POCT GARLAND		1			1
DEVITA		1			1
NIHCC			1	100%	1
WALGREENS #05150		1			1
MIAMI CHILDRENS HOSPITAL MIDTOWN OUTPATIENT CENTER			1	100%	1
SKYRIDGE CLINICAL ASSOCIATES		1			1
FLORIDA MEDICAL CLINIC PA GI			1	100%	1
VIP STARNETWORK		1			1
Good Samaritan Society-Atkinson		1			1
WELLINGTON WEST 100176			1	100%	1
GOOD SHEPHERD HOSPICE INC			1	100%	1
INHEALTH LIFE SCIENCES LLC			1	100%	1
NORTH WEST FLORIDA DIAGNOSTIC ENOCRINOLOGY CLINIC			1	100%	1
Kroger 359 - The Little Clinic Bellevue		1			1
Waycross VA CBOC		1			1

# COVID-19: testing by laboratory

Data through Apr 27, 2021 verified as of Apr 28, 2021 at 09:25 AM

Data in this report are provisional and subject to change.

The numbers in the table below represent the number of Florida and non-Florida residents for whom test results were received by the Department of Health. A person can be tested by more than one laboratory and can have both positive and negative results. **Therefore, the sum of the numbers in each column will be larger than the total number of people tested.**

Reporting lab	Inconclusive	Negative	Positive	Percent positive	Total
CLAYTON NURSING AND REHABILITATION		1			1
San Antonio Residence and Rehabilitation Center		1			1
Kempsville Health and Rehab Center		1			1
Livingston County Center for Nursing and Rehabilitation		1			1
LIFESTREAM BEHAVIORAL CENTER INC			1	100%	1
ALL PRO ORTHOPEDICS & SPORTS MEDICINE, PA			1	100%	1
SYNAPSE ANALYTICAL LABS		1			1
FAU MEMORY & WELLNESS CENTER			1	100%	1
SACRED HEART MEDICAL CENTER			1	100%	1
EXACCARE KINGSTON, LLC			1	100%	1
KELLY			1	100%	1
FORT MYERS DIALYSIS		1			1
Caldwell Care		1			1
DOCTORS HOSPITAL OF LAREDO			1	100%	1
CHILDRENS DOCTOR OF TAMPA BAY, THE			1	100%	1
ORLANDO DIALYSIS		1			1
ROSE HAVEN NURSING CENTER		1			1
ATHENS MEDICAL CENTER			1	100%	1
Stonespring Transitional Care		1			1
MARTINSVILLE HEALTH AND REHAB			1	100%	1
COASTAL PEDIATRICS LLC			1	100%	1
INTERMOUNTAIN HEALTHCARE LABORATORY SERVICES			1	100%	1
PINECREST MANOR		1			1
PEDIATRIC PARTNERS ZEPHYRHILLS			1	100%	1
CMC MERCY LABORATORY			1	100%	1
PRIMEX CLINICAL LABORATORIES INC			1	100%	1
PEACHEALTH LABORATORIES		1			1
ECHCS - Jewell Clinic		1			1
Williamstown Commons			1	100%	1
BEVERLY ADVANCED PRACTICE NURSING		1			1
DESTIN SURGERY CENTER LTD		1			1
Signature HealthCare of Bowling Green		1			1
GARNET HEALTH DOCTORS		1			1
EXCEL URGENT CARE OF NJ			1	100%	1
NEMOURS CHILDREN'S PRIMARY CARE			1	100%	1
LANGLADE			1	100%	1
MRMC LAB MICRO			1	100%	1
MEDEXPRESS URGENT CARE - LEOMINSTER		1			1
Smg At Bridgewater Family Medicine		1			1
SINAI URGENT CARE FORT WORTH, LLC			1	100%	1
BAYFRONT HEAL WOUND CARE AND HYPERBARIC CENTER			1	100%	1
TOMAH HEALTH			1	100%	1
KEY WEST BRANCH MEDICAL CLINIC			1	100%	1
LAKE MARY OPTUM FLORIDA			1	100%	1
TRUECARE24			1	100%	1
DOYLESTOWN HOSPITAL			1	100%	1
BRISTOL REGINAL MEDICAL CENTER			1	100%	1

# COVID-19: testing by laboratory

Data through Apr 27, 2021 verified as of Apr 28, 2021 at 09:25 AM

Data in this report are provisional and subject to change.

The numbers in the table below represent the number of Florida and non-Florida residents for whom test results were received by the Department of Health. A person can be tested by more than one laboratory and can have both positive and negative results. **Therefore, the sum of the numbers in each column will be larger than the total number of people tested.**

Reporting lab	Inconclusive	Negative	Positive	Percent positive	Total
HEALTH CARPENTER PLLC		1			1
HEALTH GUAGE			1	100%	1
JET MEDICAL CENTER			1	100%	1
LIFE CARE CENTER OF CLEVELAND		1			1
PROGRESSIVE URGENT CARE, PC			1	100%	1
LABORATORY COPRORATION OF AMERICA			1	100%	1
BARTLE'S PHARMACY INC			1	100%	1
MID FLORIDA DERMATOLOGY ASSOCIATES PA			1	100%	1
EMORY DECATUR HOSPITAL - EMORY MEDICAL		1			1
REDMOND REGIONAL MEDICAL CENTER			1	100%	1
AMBRY GENETICS CORP	1				1
TEXAS HEALTH HARRIS METHODIST HOSPITAL			1	100%	1
GALVESTON COUNTY HEALTH DISTRICT			1	100%	1
FAITH FAMILY PRACTICE			1	100%	1
Kroger - KRO62000426			1	100%	1
FAMILY PRACTICE OF CENTRAL FLORIDA PA			1	100%	1
SPRINGFIELD HOSPITAL			1	100%	1
OMNI HEALTHCARE URGENT CARE			1	100%	1
Hinesville VA Clinic		1			1
SPORTS MEDICINE CLINIC - U OF WYOMING			1	100%	1
ROSLYN INTERNAL MEDICINE		1			1
Life Care Center of Paradise Valley		1			1
CARENOW URGENT CARE-HENDERSONVILLE		1			1
Crisp Regional Nursing and Rehab Center		1			1
MEDEXPRESS URGENT CARE-BRENTWOOD		1			1
MBMG OF WINTER HAVEN			1	100%	1
OHIO VALLEY MANOR NURSING &		1			1
LEE MEMORIAL HEALTH SYSTEMS HOME HEALTH		1			1
WALMART PHARMACY 10-4554		1			1
CEDAR CREST HEALTH CENTER		1			1
Heritage of Red Cloud		1			1
RADIANCE HEALTH RX		1			1
MEDEXPRESS URGENT CARE - JACKSON		1			1
MEDICAL ASSOCIATES OF CARTER		1			1
INTERIM HEALTHCARE OF PALM COAST			1	100%	1
LIFE CARE CENTER OF HILTON HEAD		1			1
MT CARMEL NURSING HOME		1			1
EVANS FAMILY CARE PA			1	100%	1
HERNANDO COUNTY HEALTH DEPT			1	100%	1
CRESTHAVEN			1	100%	1
ANDERSON NURSING CENTER			1	100%	1
THE INTERNAL MEDICAL GROUP		1			1
MERCY – NORTH IOWA			1	100%	1
WYTHE CNTY COMMUNITY HOSP LABORATORY			1	100%	1
COOSA VALLEY HEALTHCARE CENTER LLC		1			1
UFHEALTH			1	100%	1
HARDVARD VANGUARD MEDICAL ASSOCIATES - NEEDHAM			1	100%	1



# COVID-19: testing by laboratory

Data through Apr 27, 2021 verified as of Apr 28, 2021 at 09:25 AM

Data in this report are provisional and subject to change.

The numbers in the table below represent the number of Florida and non-Florida residents for whom test results were received by the Department of Health. A person can be tested by more than one laboratory and can have both positive and negative results. **Therefore, the sum of the numbers in each column will be larger than the total number of people tested.**

Reporting lab	Inconclusive	Negative	Positive	Percent positive	Total
AristaCare at Meadow Springs		1			1
HUNTSVILLE HOSPITAL			1	100%	1
JOHN MANCHIN SR HEALTH CARE CENTER		1			1
Traymore Nursing Center		1			1
LAB TEST KENDALL LLC		1			1
Cerenity Senior Care-White Bear Lake		1			1
EAST END PEDIATRICS		1			1
Aspire Physical Recovery Center at Cahaba River		1			1
Kroger 670 - The Little Clinic Dawson Forest Rd & Hwy 19		1			1
Willowbrooke Court at Normandy Farms Estates		1			1
TANNER CLINIC			1	100%	1
ST GERARD'S COMMUNITY OF CARE		1			1
PARKVIEW MANOR NURSING HOME		1			1
Kingston of Miamisburg		1			1
CLEVELAND CLINIC FLORIDA WAIVED			1	100%	1
CVS / PHARMACY #10794			1	100%	1
WALGREENS #01456		1			1
LAKEWOOD RANCH URGENT CARE PA			1	100%	1
CORPORATION OF AMERICA		1			1
GAMMA HEALTHCARE, INC		1			1
IVY CREEK FAMILY CARE OF TROY			1	100%	1
WALGREENS #01398			1	100%	1
REHABILITATION CENTER OF SOUTH GEORGIA		1			1
CYPRESS CREEK DIALYSIS CTR			1	100%	1
OMNICARE PHARMACY OF TEXAS 1, LP		1			1
CLEVELAND HEARTLAB			1	100%	1
Wedgewood Manor		1			1
CVS CA9751POCT AGOURA		1			1
Greene Meadows Nursing and Rehabilitation Center		1			1
NEW YORK STATE DEPTARTMENT OF HEALTH			1	100%	1
WALGREENS # 12338		1			1
MD NOW MEDICAL CENTERS, INC			1	100%	1
SIGNATURE CARE MIDLAND			1	100%	1
MAINE HEALTH AND ENVIRONMENTAL TESTING LABORATORY			1	100%	1
SUNSHINE FAMILY & WELLNESS CENTER			1	100%	1
MAYO CLINICAL LABORATORIES		1			1
UNIVERSITY OF IOWA HOSPITALS & CLINICS			1	100%	1
GADSDEN FAMILY PRACTICE		1			1
BREVARD COUNTY JAIL			1	100%	1
Alden North Shore			1	100%	1
Grangeville Health and Rehab		1			1
HEARTLAND NURSING & REHABILITATION		1			1
UNIVERSITY MEDICAL CENTER OF SOUTHERN NEVADA (UMCSN)			1	100%	1
JACK M MATHENY II MD			1	100%	1
Nemours Children's Clinic-Orla			1	100%	1
WAKE FOREST MEDICAL CENTER LABORATORY			1	100%	1
THE MEDICAL CENTER AT BOWLING GREEN			1	100%	1

# COVID-19: testing by laboratory

Data through Apr 27, 2021 verified as of Apr 28, 2021 at 09:25 AM

Data in this report are provisional and subject to change.

The numbers in the table below represent the number of Florida and non-Florida residents for whom test results were received by the Department of Health. A person can be tested by more than one laboratory and can have both positive and negative results. **Therefore, the sum of the numbers in each column will be larger than the total number of people tested.**

Reporting lab	Inconclusive	Negative	Positive	Percent positive	Total
CHILDRENS AT NORTH POINT URGENT CARE L		1			1
MIAMI JEWISH DIALYSIS			1	100%	1
RICHMOND MEDICAL CENTER FOR WOMEN		1			1
MID-FLORIDA CANCER CENTERS		1			1
Alaska Domiciliary Care for Homeless Veterans		1			1
VITAL CARE			1	100%	1
CVS NE8626POCT LINCOLN		1			1
CARSON NURSING AND REHABILITATION CENTER		1			1
JUPITER MEDICAL CENTER INC			1	100%	1
SILVER SPRINGS SHORES DIALYSIS			1	100%	1
BAPTIST HEALTH PRIMARY CARE AT CUTLER BAY			1	100%	1
MAYO CLINIC OUTPATIENT DIALYSIS CENTER			1	100%	1
HUNTERS CREEK MEDICAL ASSOCIATES PA		1			1
LAKE VIEW COURT		1			1
US LABORATORIES			1	100%	1
PALM BREEZE DIALYSIS			1	100%	1
View Ridge Care Center		1			1
Ash Flat Healthcare and Rehabilitation Center			1	100%	1
MID-FLORIDA PATHOLOGY LLC		1			1
MCLEOD MEMORIAL HOSPITAL CLARENDON			1	100%	1
Raleigh Center (WV)			1	100%	1
MEDHEALTH CLINICAL INC			1	100%	1
NEMOURS CHILDREN'S			1	100%	1
Glenburn Home		1			1
OAK HAVEN REHAB AND NURSING CENTER			1	100%	1
PRIMARY CARE & PEDIATRICS - SHEPHERSTOWN		1			1
KEY BISCAYNE PEDIATRIC ASSOCIATES INC			1	100%	1
GRAND VIEW HOSPITAL			1	100%	1
Melbourne Terrace Rehabilitation Center			1	100%	1
TAMPA FAMILY HEALTH CENTERS			1	100%	1
SOPHIA MEDICAL ASSOCIATES, PC			1	100%	1
Freedom Pointe at The Villages			1	100%	1
Iosco County Medical Care Facility		1			1
AMBULATORY CARE CLINIC, LLC			1	100%	1
BLUE RIDGE URGENT CARE MORGANTON			1	100%	1
ALBUQUERQUE INDIAN HEALTH CENTER		1			1
BEACH CARE PLLC			1	100%	1
NORTHEAST REGIONAL MEDICAL CENTER			1	100%	1
TMH URGENT CARE CENTER			1	100%	1
SELECT SPECIALTY HOSPITAL - ORLANDO SOUTH			1	100%	1
GENEVA FAMILY HEALTH			1	100%	1
NABI		1			1
Kroger - KRO01100688			1	100%	1
ISSAM ALBANNA MD PA			1	100%	1
INDIGO PALMS			1	100%	1
Bayou Vista Community Care Center			1	100%	1
PALM COTTAGE OPERATOR LLC			1	100%	1

# COVID-19: testing by laboratory

Data through Apr 27, 2021 verified as of Apr 28, 2021 at 09:25 AM

Data in this report are provisional and subject to change.

The numbers in the table below represent the number of Florida and non-Florida residents for whom test results were received by the Department of Health. A person can be tested by more than one laboratory and can have both positive and negative results. **Therefore, the sum of the numbers in each column will be larger than the total number of people tested.**

Reporting lab	Inconclusive	Negative	Positive	Percent positive	Total
MEMORIAL HERMANN OCCUPATIONAL HEALTH			1	100%	1
CARESPOT - WELLINGTON			1	100%	1
YUMA REGIONAL MEDICAL CENTER			1	100%	1
LAB. CORP. OF AMERICA			1	100%	1
Accordius Health at Gastonia			1	100%	1
CELEBRATION FAMILY PHYSICIANS LLC			1	100%	1
MEDEXPRESS WELL - OLDSMAR			1	100%	1
DEL PRADO MEDICAL CENTER, INC		1			1
PARKWAY REGIONAL MEDICAL CENTER LAB			1	100%	1
Washington County Nursing H0me			1	100%	1
Good Shepherd Fairview Home, Inc.		1			1
Walgreens #11724		1			1
Allen Health and Rehabilitation		1			1
CVS IL2297651CV JOLIET		1			1
INTERNAL MEDICINE GROUP OF WINTER HAVEN PA		1			1
JPS HEALTH CENTER AT TRUE WORTH PLACE			1	100%	1
EMERALD HEALTH CARE		1			1
ADVANCED CARDIOVASCULAR DIAGNOSTICS PL		1			1
SUNCOAST BEHAVIORAL HEALTH CENTER			1	100%	1
HIGH DESERT COURT GROUP HOME			1	100%	1
Consulate Health Care of Tallahassee			1	100%	1
park avenue extended care		1			1
SANFORD HOME		1			1
CAN COMMUNITY HEALTH NORTH MIAMI, FL		1			1
ADVANCE HEALTH AND WELLNESS SOLUTIONS			1	100%	1
Manor Care of Dallastown d/b/a ManorCare Health Services - Dallastown		1			1
URGENT CARE NORTHWEST		1			1
MEDCOR AT ROYAL CARIBBEAN			1	100%	1
CVS MA634POCT KINGSTON			1	100%	1
HENRY FORD HOSPITAL			1	100%	1
HOLYOKE MEDICAL CENTER			1	100%	1
Kroger 527 - The Little Clinic Hwy 70 S.		1			1
PEDIATRIC ASSOCIATES - JACKSONVILLE			1	100%	1
FAMILY MEDICAL CENTERS			1	100%	1
UCSD MICROBIOLOGY LABORATORY			1	100%	1
TARRANT MEDICAL ASSOCIATES			1	100%	1
Diversicare of Eupora		1			1
ST JOSEPHS CHILDRENS HOSPITAL PEDI TRANSPORT			1	100%	1
WALGREENS #5130			1	100%	1
TANNER MEDICAL CENTER VILLA RICA		1			1
Oak Hill Health & Rehabilitation Center			1	100%	1
TMH PHYSICIAN PARTNERS WAKULLA			1	100%	1
PROGRESSIVE MEDICAL RESEARCH			1	100%	1
SOUTHWESTERN STATE HOSPITAL LABORATORY			1	100%	1
BAYMEADOWS PEDIATRIC CARE		1			1
WATERSIDE HEALTH & REHAB CENTER, LLC		1			1
MT SINA1 HOSPICE			1	100%	1

# COVID-19: testing by laboratory

Data through Apr 27, 2021 verified as of Apr 28, 2021 at 09:25 AM

Data in this report are provisional and subject to change.

The numbers in the table below represent the number of Florida and non-Florida residents for whom test results were received by the Department of Health. A person can be tested by more than one laboratory and can have both positive and negative results. **Therefore, the sum of the numbers in each column will be larger than the total number of people tested.**

Reporting lab	Inconclusive	Negative	Positive	Percent positive	Total
CLINICAL MICROBIOLOGY LAB FAIRVIEW UNIVERSITY HOSPITAL			1	100%	1
TALLAHASSEE DIALYSIS		1			1
BROOKDALE WEST PALM BEACH			1	100%	1
HAWKEYE CARE CENTER DUBUQUE		1			1
WOOD COUNTY HEALTH DEPARTMENT			1	100%	1
SUN LABORATORY SERVICES,INC			1	100%	1
ORMOND MEDICAL ARTS FAMILY PRACTICE PL			1	100%	1
PALM BEACH PEDIATRIC UROLOGY			1	100%	1
JEFFREY A HIRSCHFIELD, MD PA			1	100%	1
CTMD MEDICAL CENTER, PA			1	100%	1
VIVIAN SIMMONS FAMILY PRACTICE			1	100%	1
PUBLIC HEALTH LABORATORIES			1	100%	1
GWINNETT MEDICAL CENTER			1	100%	1
Franciscan Convalescent Hospital		1			1
Riverside Nursing & Rehabilitation Center		1			1
MEDICAL CITY DENTON			1	100%	1
PROVIDENCE HOSPITAL			1	100%	1
ADVANCE GASTROENTEROLOGY			1	100%	1
ST LUKES SURGICAL AT THE VILLAGES INC			1	100%	1
Southwest Louisiana Veterans Home			1	100%	1
PENROSE HOSPITAL			1	100%	1
SWIFT CREEK HEALTH CENTER AT THE TEMPL		1			1
NEMOURS CHILDRENS URGENT CARE			1	100%	1
SUNY AT STONY BROOK			1	100%	1
J F K PEDIATRICS			1	100%	1
MT VIEW			1	100%	1
FIRST MEDICAL RESPONSE OF TEXAS, INC			1	100%	1
LONESTAR 24HRER MANAGEMENT LLC DBA LONESTAR 24HRER			1	100%	1
STITCHES ACUTE CARE CENTER OF CHEYENNE			1	100%	1
FLORIDA KEYS PED AND ADOLES CTR			1	100%	1
SOUTHERN HILLS MEDICAL CENTER			1	100%	1
WOODSTOCK HEALTH DEPARTMENT			1	100%	1
MED LAB SERVICES, LLC			1	100%	1
CHILDRENS HEALTHCARE CTE OF NORTHERN		1			1
MOUNT SINAI MEDICAL CENTER HIALEAH			1	100%	1
ST MARY'S OF SAGINAW		1			1
REGIONAL MEDICAL CENTER			1	100%	1
BERKSHIRE MEDICAL CENTER			1	100%	1
INTERIM HEALTHCARE			1	100%	1
WILLOW DALE WELLNESS VILLAGE APARTMENT		1			1
CONEY ISLAND HOSP			1	100%	1
ADVANCE CARDIOVASCULAR IMAGING, INC			1	100%	1
MYLAN-SOUTH POINT PA		1			1
HAMILTON CI MAIN UNIT ANNEX/ WORK CAMP			1	100%	1
D'YOUVILLE SCHOOL OF PHARMACY		1			1
HARBOR HOSPITAL			1	100%	1
Monument Health Custer Care Center		1			1

# COVID-19: testing by laboratory

Data through Apr 27, 2021 verified as of Apr 28, 2021 at 09:25 AM

Data in this report are provisional and subject to change.

The numbers in the table below represent the number of Florida and non-Florida residents for whom test results were received by the Department of Health. A person can be tested by more than one laboratory and can have both positive and negative results. **Therefore, the sum of the numbers in each column will be larger than the total number of people tested.**

Reporting lab	Inconclusive	Negative	Positive	Percent positive	Total
MOUNT SINAI COMPREHENSIVE CANCER CENTER			1	100%	1
HEARTLAND OF ZEPHYRHILLS FL, LLC			1	100%	1
GULF BREEZE TREATMENT CENTER, LLC			1	100%	1
CHC			1	100%	1
INNOVATIVE HEALTH DIAGNOSTIC OF CALIFORNIA			1	100%	1
AVERA SACRED HEART HOSPITAL			1	100%	1
MEMORIAL HOSPITAL LOS BANOS			1	100%	1
CLERMONT HEALTH DEPARTMENT			1	100%	1
ATRIA TAMARAC			1	100%	1
DR BAWA AND ASSOCIATES			1	100%	1
LOWER KEYS COMMUNITY HEALTH CENTER			1	100%	1
BRANDON OUTREACH CLINIC			1	100%	1
ADVENTHEALTH SENIOR CARE AT ORMOND			1	100%	1
MULTICARE PHYSICIANS			1	100%	1
TRANSCEND PERFORMANCE AND LIFESTYLE INSTITUTE			1	100%	1
Erie VAMC		1			1
Kroger 518 - The Little Clinic Hermitage		1			1
INFANTS & CHILDREN PA			1	100%	1
SPECTRUM LUDINGTON			1	100%	1
CAROLINA BAY HEALTHCARE CTR OF WILMING		1			1
MEDEXPRESS URGENT CARE - BENTONVILLE		1			1
URGENT DOC -NACOGODOCHES CLINIC			1	100%	1
CARENOW LAKE WORTH			1	100%	1
Kroger 356 - The Little Clinic Middletown		1			1
HOLMES FAMILY PRACTICE PA			1	100%	1
STATE OF CALIFORNIA DOH SERVICES			1	100%	1
MINUTE CLINIC DIAGNOSTIC MED GRP OF CA		1			1
UUHC - REDSTONE HEALTH CENTER LABORATORY			1	100%	1
HEALTH NETWORK LAB			1	100%	1
Arlington Care Center			1	100%	1
AVON PARK CLUSTER		1			1
Ozark Health and Rehabilitation, LLC		1			1
HANCOCK REGIONAL HOSPITAL		1			1
MID-SOUTH URGENT CARE, PLLC			1	100%	1
CLINICAL LABORATORY DEPARTMENT			1	100%	1
SOUTH DADE NURSING & REHABILITATION CENTER			1	100%	1
Oakview Manor Health and Rehab		1			1
IDAHO HEALTH DEPARTMENT			1	100%	1
PROVIDENCE PORTLAND MEDICAL CENTER		1			1
GIBSON AREA PRIMARY CARE			1	100%	1
URGENT CARE OF COASTAL GEORGIA			1	100%	1
MEMORIAL HOSPITAL AT GULFPORT			1	100%	1
PEDIATRIC PARTNERS			1	100%	1
MARYWOOD HEIGHTS		1			1
CLINTON DRUG STORE		1			1
Central Alabama Veterans HCS - East Campus		1			1
Diversicare of Smyrna		1			1



# COVID-19: testing by laboratory

Data through Apr 27, 2021 verified as of Apr 28, 2021 at 09:25 AM

Data in this report are provisional and subject to change.

The numbers in the table below represent the number of Florida and non-Florida residents for whom test results were received by the Department of Health. A person can be tested by more than one laboratory and can have both positive and negative results. **Therefore, the sum of the numbers in each column will be larger than the total number of people tested.**

Reporting lab	Inconclusive	Negative	Positive	Percent positive	Total
ANDREWS			1	100%	1
PEDIATRIC ASSOCIATES - DORAL			1	100%	1
Kroger 539 - The Little Clinic Memorial Blvd.		1			1
WALGREENS #05432		1			1
PSL JAX BEACH OPERATIONS LLC			1	100%	1
SEATTLE-KING COUNTY			1	100%	1
CARDIAC AND VASCULAR CONSULTANTS MD PA		1			1
SYNERGY DIALYSIS INC			1	100%	1
SMA BEHAVIORAL HEALTH SERVICES INC		1			1
RIVERTON CBOC			1	100%	1
WHEATON FRANCISCAN LABORATORY			1	100%	1
VA Texas Valley Coastal Bend Harlingen HCC		1			1
ST FRANCIS MEDICAL CENTER			1	100%	1
CHILDREN'S NATIONAL MEDICAL CENTER			1	100%	1
EMPATH HOME HEALTH LLC			1	100%	1
MONONGAHELA VALLEY HOSPITAL			1	100%	1
Kroger 779 - The Little Clinic Georgetown		1			1
AAA MEDICAL TESTING			1	100%	1
PENNY PEDIATRICS		1			1
Lodge Nursing & Rehab Center		1			1
CLINIC OF PLANT CITY, THE		1			1
HALIFAX FAMILY HEALTH CENTER			1	100%	1
BNJ		1			1
SARASOTA MEMORIAL HOSPITAL		1			1
UNIVERSITY OF MARYLAND PATHOLOGY ASSOCIATES			1	100%	1
WILLOWBROOKE CT AT LIMA ESTATES		1			1
WATERTOWN URGENT CARE		1			1
SAN JOSE CLINIC		1			1
HEALTH CHOICES, PLLC		1			1
LABORATORIO BUENA SALUD			1	100%	1
BLACKBERRY CENTER, THE		1			1
ATHENA PLASTIC SURGERY		1			1
NATICK URGENT CARE			1	100%	1
MEDIPLUS CLINIC, INC			1	100%	1
BOCA RATON PHYSICIANS PA			1	100%	1
EAST COAST INSTITUTE FOR RESEARCH LLC			1	100%	1
SARASOTA MEMORIAL HEALTHCARE			1	100%	1
Kroger 907 - The Little Clinic Holland		1			1
ENZO LABS INC			1	100%	1
NF Escambia, LLC DBA Olive BranchHealth and Rehabilitaion Center			1	100%	1
ADVANCED CARDIOVASCULAR DIAGNOSTICS OF FL			1	100%	1
FLORIDA DIGESTIVE AND LIVER SPECIALISTS			1	100%	1
SOUTH FLORIDA EVALUATION AND TREATMENT		1			1
DOMINION DIAGNOSTICS			1	100%	1
SPEARE MEMORIAL HOSPITAL			1	100%	1
BRUNSWICK HEALTH AND REHABILITATION CE		1			1
ROBERT TAYLOR COMMUNITY COMPLEX			1	100%	1

# COVID-19: testing by laboratory

Data through Apr 27, 2021 verified as of Apr 28, 2021 at 09:25 AM

Data in this report are provisional and subject to change.

The numbers in the table below represent the number of Florida and non-Florida residents for whom test results were received by the Department of Health. A person can be tested by more than one laboratory and can have both positive and negative results. **Therefore, the sum of the numbers in each column will be larger than the total number of people tested.**

Reporting lab	Inconclusive	Negative	Positive	Percent positive	Total
ST LUKE LUTHERAN HOME		1			1
BUFFALO VAMC			1	100%	1
ATMORE COMMUNITY HOSPITAL			1	100%	1
ST JOHN'S HOME CARE			1	100%	1
RAMBAM URGENT CARE			1	100%	1
NHC HealthCare St. Charles		1			1
DIXIE REGIONAL MEDICAL CENTER			1	100%	1
ANMED HEALTH MEDICAL CENTER			1	100%	1
Ramsey Village		1			1
BRIGHAM YOUNG UNIV STUDENT HEALTH CTR			1	100%	1
CONSULATE HEALTH CARE OF VERO BEACH			1	100%	1
DIXIE COUNTY JAIL			1	100%	1
FRITZINGERTOWN SENIOR LIVING		1			1
Senior Rehab & Recovery Center at Limestone Health Facility		1			1
Victory Health and Rehabilitation			1	100%	1
Kroger 368 - The Little Clinic Frankfort West		1			1
IRA FIALKO DO			1	100%	1
WILLOWBROOKE COURT AT MATTHEWS GLEN		1			1
KETAMINE HEALTH CENTERS OF WEST PALM BEACH LLC		1			1
PRIORITY CARE LLC			1	100%	1
NANCY M WORTHINGTON MD PA			1	100%	1
Jewish Home of Rochester		1			1
DECATUR MORGAN HOSPITAL - DECATUR GENE		1			1
WINCHESTER HOSPITAL			1	100%	1
WALGREENS #11572		1			1
ASHLEY PEDICATRICS DAY AND NIGHT CLINIC			1	100%	1
MED TECH CLINICAL LABORATORY		1			1
ADVANTA LABS, LLC		1			1
PowerBack Piscataway Center		1			1
LSU MEDICAL CENTER			1	100%	1
Kroger 923 - The Little Clinic Centerville		1			1
PAUL C SCHWARTZ & MELVIN L WEIDMAN		1			1
TMH PHYSICIAN PARTNERS			1	100%	1
NORTHEAST TEXAS DIALYSIS		1			1
Princeton Place			1	100%	1
HONEY BROOK MED INVESTORS LTD/DBA		1			1
SUMMIT LABORATORY			1	100%	1
Kroger 379 - The Little Clinic Stony Brook		1			1
MARTIN MEMORIAL MEDICENTER			1	100%	1
WORKCARE, INC GLOBALFOUNDRIES			1	100%	1
SOUTHERN FAMILY HEALTH			1	100%	1
Waters of Covington		1			1
CLEVELAND CLINIC FLORIDA LAB			1	100%	1
CELEBRATION HOSPITAL			1	100%	1
MOREHOUSE COLLEGE STUDENT HEALTH CENTE		1			1
Brookdale Richmond Place		1			1
ALPHA 1 ANTITRYPSIN RESEARCH PROGRAM			1	100%	1

# COVID-19: testing by laboratory

Data through Apr 27, 2021 verified as of Apr 28, 2021 at 09:25 AM

Data in this report are provisional and subject to change.

The numbers in the table below represent the number of Florida and non-Florida residents for whom test results were received by the Department of Health. A person can be tested by more than one laboratory and can have both positive and negative results. **Therefore, the sum of the numbers in each column will be larger than the total number of people tested.**

Reporting lab	Inconclusive	Negative	Positive	Percent positive	Total
SONNI'S PEDIATRICS			1	100%	1
Central Park Healthcare & Rehabilitation Center		1			1
PROVIDENCE ST. PATRICK HOSPITAL			1	100%	1
SUMMERLIN MEDICAL CENTRE			1	100%	1
ACCESS TOTAL CARE			1	100%	1
LIFECARE MEDICAL CENTER			1	100%	1
Eddy Memorial Geriatric Center		1			1
MARION GENERAL HOSPITAL			1	100%	1
ELEMENTS PHARMACY			1	100%	1
PUBLIX PHARMACY #1122		1			1
VERITAS GENETICS, INC.			1	100%	1
Trenton Health and Rehabilitation		1			1
MEDCARE-GARNERS FERRY			1	100%	1
CLINICAL PATHOLOGY LABORATORIES SOUTHEAST INC			1	100%	1
SPECIALTY MOLECULAR - DENVER			1	100%	1
REGIONAL MED CTR BAYONET POINT			1	100%	1
PRISMA HEALTH TUOMEY LABORATORY			1	100%	1
WEST PALM BEACH PHARMACEUTICALS LLC			1	100%	1
THEDACARE FAMILY MEDICINE GATEWAY			1	100%	1
MEDICAL CITY NORTH HILLS			1	100%	1
CARESTAT HOSPICE SERVICES			1	100%	1
SOLARIS HEALTHCARE PLANT CITY		1			1
LUTHERAN HOSPITAL OF INDIANA			1	100%	1
PHI LIFE SCIENCES			1	100%	1
NORTH PALM CHIDRENS PHYSICIANS			1	100%	1
NORTH SHORE HEMATOLOGY-ONCOLOGY ASSOCIATES PC		1			1
HUGH CHATHAM FAMILY MEDICINE INDEPENDENCE		1			1
ACCESS FAMILY CARE LLC			1	100%	1
USF PHYSICIANS GROUP			1	100%	1
EASTGENE LABORATORIES		1			1
APPLECARE BRUNSWICK			1	100%	1
CFCH - FROSTPROOF			1	100%	1
MACKINAC STRAITS LONG TERM CARE UNIT		1			1
Encompass Health Rehab Hosp Alexandria		1			1
FAMILY MEDICINE AT KISSIMMEE		1			1
HCL LABORATORIES			1	100%	1
CHESAPEAKE REGIONAL MEDICAL CENTER			1	100%	1
CYPRESS CREEK OUTPATIENT SURGICAL CTR, LLC			1	100%	1
Brynwood Health & Rehabilitation Center			1	100%	1
SHARP GROSSMONT HOSPITAL LABORATORY			1	100%	1
Lakeview Care Center			1	100%	1
HEALTHPLUS			1	100%	1
TANGLEWOOD MANOR		1			1
CENTRAL TX MEDICAL CENTER - LAB			1	100%	1
BELMONT VILLAGE AT JOHNS CREEK		1			1
Niles Nursing and Rehab. Center		1			1
PINELLAS POINT NURSING AND REHAB CENTER			1	100%	1

# COVID-19: testing by laboratory

Data through Apr 27, 2021 verified as of Apr 28, 2021 at 09:25 AM

Data in this report are provisional and subject to change.

The numbers in the table below represent the number of Florida and non-Florida residents for whom test results were received by the Department of Health. A person can be tested by more than one laboratory and can have both positive and negative results. **Therefore, the sum of the numbers in each column will be larger than the total number of people tested.**

Reporting lab	Inconclusive	Negative	Positive	Percent positive	Total
BEAUMONT REFERENCE LABORATORY			1	100%	1
Walgreens #19992		1			1
Falmouth By The Sea			1	100%	1
ADVANCE MD CARE			1	100%	1
Accordius Health at Harrisonburg		1			1
PROGENESIS INC			1	100%	1
Ravenwood Speciality Care		1			1
SUPREME MEDICAL GROUP PLLC			1	100%	1
Manassas Health & Rehab			1	100%	1
CHATEAU MADELEINE - SENIOR LIVING & MEMORY CARE			1	100%	1
EXPRESS LAB LIVINGSTON			1	100%	1
BRETON REHABILITATION & LIVING CENTRE		1			1
FLAGLER PROFESSIONAL HEALTH CARE SERVICES INC		1			1
RIVERSIDE MEDICAL CENTER		1			1
WASHINGTON SOLDIERS HOME AND COLONY		1			1
CUSTOM SCRIPTS PHARMACY		1			1
ST JOHN HOSPITAL & MEDICAL CENTER MICRO			1	100%	1
CAROLINAS PHYSICIAN NETWORK			1	100%	1
STEWART FLORIDA ALF, INC			1	100%	1
BROOKSHIRE, THE			1	100%	1
MEDEXPRESS URGENT CARE-MEADVILLE			1	100%	1
Community Compassion Center of Batesville			1	100%	1
441 URGENT CARE CENTER - BROWNWOOD			1	100%	1
VA Healthcare Center- Newburg		1			1
Heartland of Perrysburg		1			1
SANFORD LABORATORIES WATERTOWN			1	100%	1
CARDIOLOGY AND FITNESS MEDICINE		1			1
ALL PEDIATRIC CARE PA			1	100%	1
Pinnacle Health and Rehab at South Portland		1			1
WELLSTREET CLAIRMONT		1			1
PASTEUR MEDICAL CENTER LLC		1			1
Kroger 629 - The Little Clinic Cartersville, GA Hwy 41		1			1
ORMC-ARDEN/EOI			1	100%	1
Illiana HCS -Danville VAMC		1			1
PORTSMOUTH REG. HOSPITAL			1	100%	1
DAVIS, CASEY		1			1
CVS MA937POCT CARVER		1			1
NAVICENT HEALTH OCONEE, LLC		1			1
DEERFIELD BEACH REHABILITATION AND NURSING			1	100%	1
GOOD SAMARITAN SOCIETY - DE SMET		1			1
FIRST CARE WALK IN CLINIC LLC			1	100%	1
GENESIS HOME HEALTH CARE SERVICES OF			1	100%	1
PALMS WEST SURGICENTER		1			1
Indianspring of Oakley		1			1
SUMMERFIELD PAIN MANAGEMENT			1	100%	1
PHYSICIANS ASSOCIATES PA			1	100%	1
ST MICHAEL'S ELITE MEDICAL HOSPITAL			1	100%	1

# COVID-19: testing by laboratory

Data through Apr 27, 2021 verified as of Apr 28, 2021 at 09:25 AM

Data in this report are provisional and subject to change.

The numbers in the table below represent the number of Florida and non-Florida residents for whom test results were received by the Department of Health. A person can be tested by more than one laboratory and can have both positive and negative results. **Therefore, the sum of the numbers in each column will be larger than the total number of people tested.**

Reporting lab	Inconclusive	Negative	Positive	Percent positive	Total
PEDIATRIC ASSOCIATES OF ORLANDO			1	100%	1
ASUNCION HOME HEALTH CARE CORP			1	100%	1
CONVENIENT MD			1	100%	1
THE READING HOSPITAL AND MEDICAL CENTER			1	100%	1
MARTIN MEM FAMILY CARE AT ST LUCIE W			1	100%	1
FOUNDATION LABORATORY			1	100%	1
Piedmont Crossing		1			1
White Oak Manor - Rock Hill		1			1
CENTRAL ALABAMA HEALTH CARE SYSTEM			1	100%	1
BRISTOL CHILDRENS CLINIC			1	100%	1
Kroger - KRO03500568			1	100%	1
Eden Meadows		1			1
Ohman Family Living at Holly Assisted Living		1			1
Kroger 465 - The Little Clinic Oakley		1			1
AMERICAN MEDICAL RESPONSE - FARMER BRA		1			1
Towne Manor East		1			1
Bridgeway Care and Rehabilitation Center		1			1
FLAGLER CARE CENTER			1	100%	1
SOUTH COUNTY MEDICAL CENTER			1	100%	1
MD NOW URGENT CARE			1	100%	1
WESTON COUNTY HEALTH SERVICES			1	100%	1
Chateau Girardeau			1	100%	1
DODGE COUNTY HOSPITAL LABORATORY		1			1
LAKEWOOD RANCH MEDICAL GROUP LLC			1	100%	1
LAKESIDE MEDICAL CENTER		1			1
Springdale Village		1			1
ALLIED PHYSICIANS GROUP		1			1
HALE KUPUNA HERITAGE HOME		1			1
USC VERDUGO HILLS HOSPITAL			1	100%	1
FAMILY MEDICAL CENTER		1			1
SUREPOINT URGENT CARE PADRE ISLAND			1	100%	1
ST. MARY MEDICAL CENTER		1			1
WALGREENS_CHICAGO		1			1
Scepter Rehab and Health care		1			1
LEHIGH PULMONARY ASSOCIATES			1	100%	1
CARENOW URGENT CARE - ANTIOCH		1			1
APOLLO ADVANCED HOME HEALTH CORP			1	100%	1
HEALTHCARE ASSOCIATES OF IRVING, LLP			1	100%	1
VIVEX/UMTB BIOMEDICAL			1	100%	1
OPTUM MEDICAL CLINIC IN ROCKRIMMON			1	100%	1
PATIENT FIRST - GARRISONVILLE			1	100%	1
QUEST INC			1	100%	1
Kroger 682 - The Little Clinic New Holland Market			1	100%	1
SANTA CLARA VALLEY MEDICAL CENTER			1	100%	1
MEDEXPRESS-DOVER		1			1
Whispering Pines Nursing & Rehabilitation Center		1			1
INNOVATIVE CARE PARTNERS PLLC			1	100%	1



# COVID-19: testing by laboratory

Data through Apr 27, 2021 verified as of Apr 28, 2021 at 09:25 AM

Data in this report are provisional and subject to change.

The numbers in the table below represent the number of Florida and non-Florida residents for whom test results were received by the Department of Health. A person can be tested by more than one laboratory and can have both positive and negative results. **Therefore, the sum of the numbers in each column will be larger than the total number of people tested.**

Reporting lab	Inconclusive	Negative	Positive	Percent positive	Total
ARGENTINE CARE CENTER		1			1
SAINT BARNABAS MEDICAL CENTER		1			1
MDS PHARMA SERVICES		1			1
Chatsworth Health Care		1			1
SHAH			1	100%	1
Imperial Healthcare Centre			1	100%	1
LEXINGTON HOSPITAL CORPORATION			1	100%	1
WINTER PARK MEMORIAL HOSPITAL LABORATORY		1			1
NORTHSIDE HOSPITAL GWINNETT		1			1
CONWAY - SHERWOOD URGENT CARE			1	100%	1
CHILDREN'S MEMORIAL HOSPITAL			1	100%	1
AUSTIN URGENT CARE			1	100%	1
GEORGE WASHINGTON UNIVERSITY HOSPITAL			1	100%	1
SSC NASHVILLE OPERATING CO LLC D/B/A		1			1
PARKVIEW REGIONAL MEDICAL CENTER			1	100%	1
HOSPITAL SISTERS HEALTH SYSTEM (HSHS)			1	100%	1
PEDIATRIC ASSOCIATES OF JULINGTON CREEK			1	100%	1
TRAFALGAR DIALYSIS			1	100%	1
PHYSICIANS ASSOCIATES			1	100%	1
DOCTORS HEARING			1	100%	1
RAPID CITY REGIONAL HOSPITAL -579 ATTN. LABORATORY		1			1
BMC/NASSAU			1	100%	1
ACCOMPLISHED HOME CARE		1			1
MY URGENT CARE CLINIC			1	100%	1
Alexandria Place		1			1
FAIRVIEW HOSPITAL			1	100%	1
C A R E S		1			1
INDIANA STATE DEPARTMENT OF HEALTH CLINIC MICROBIOLOGY		1			1
STAMFORD HOSPITAL			1	100%	1
RIVIERA BEACH HEALTH CENTER LAB			1	100%	1
WMC HEALTH GROUP INC			1	100%	1
Walgreens #17445		1			1
UABC			1	100%	1
BLAKE AT PENSACOLA OPERATION CO, LLC, THE			1	100%	1
SANTA ROSA PEDIATRICS			1	100%	1
STONECREST MEDICAL CENTER		1			1
SC-GA2018 THE RIDGE REHABILITATION & H		1			1
Acts Manor House		1			1
INTERNAL MEDICINE GROUP OF CENTRAL FLORIDA			1	100%	1
CROSS CREEK HEALTH CARE		1			1
PIONEER CLINICAL RESEARCH LLC			1	100%	1
Bethany Manor		1			1
ACUPATH LABORATORIES INC			1	100%	1
ALLIANCE MD DIRECT PRIMARY CARE			1	100%	1
LAKEVIEW REGIONAL HOSPITAL			1	100%	1
MEDICAL SPECIALISTS OF THE PALM BEACHES INC			1	100%	1
HEARTLAND OF MARIETTA OH LLC DBA		1			1

# COVID-19: testing by laboratory

Data through Apr 27, 2021 verified as of Apr 28, 2021 at 09:25 AM

Data in this report are provisional and subject to change.

The numbers in the table below represent the number of Florida and non-Florida residents for whom test results were received by the Department of Health. A person can be tested by more than one laboratory and can have both positive and negative results. **Therefore, the sum of the numbers in each column will be larger than the total number of people tested.**

Reporting lab	Inconclusive	Negative	Positive	Percent positive	Total
Oregon Veterans Home The Dalles		1			1
PHYSICIANS PREMIER ER- CENTRAL AUSTIN			1	100%	1
CAREWELL 203			1	100%	1
MEDICAL CENTER AFFILIATES PALM SPRINGS			1	100%	1
UCH LAB			1	100%	1
SETON HILL UNIVERSITY		1			1
GENESIS CARE USA OF FLORIDA, LLC			1	100%	1
CAROMONT HEALTH			1	100%	1
Elderwood at Williamsville		1			1
CORONA CONCIERGE, LLC		1			1
WEST VIRGINIA LABORATORIES			1	100%	1
Harris Hill Nursing Facility		1			1
FAMILY AND INTERNAL MEDICINE ASSOCIATES		1			1
Senatobia Healthcare & Rehab		1			1
SUMMER PLACE NURSING & REHABILITATION		1			1
White River Health Care Center		1			1
MEDSTAR HEALTH URGENT CARE			1	100%	1
Kroger 699 - The Little Clinic Smyrna		1			1
GENESEE COUNTY HEALTH DEPARTMENT		1			1
REELFOOT FAMILY WALK-IN CLINIC		1			1
EAST TENNESSEE STATE UNIVERSITY		1			1
VCU HEALTH SYSTEM AUTHORITY - MCV HOSPITALS			1	100%	1
MEDEXPRESS URGENT CARE - UNIONTOWN		1			1
ADVENTHEALTH MEDICAL GROUP INTERNAL MEDICINE AT MILLS			1	100%	1
EUGENE T FINAN, MD			1	100%	1
MEDCOR INC			1	100%	1
RED HOOK FAMILY PRACTICE		1			1
HEALTHPARTNERS HUDSON CLINIC			1	100%	1
RINGLING HEALTH CENTER			1	100%	1
REGENTS PARK OF JACKSONVILLE			1	100%	1
NORTH SHORE MEDICAL CENTER - SALEM HOSPITAL			1	100%	1
COMMUNITY HOSPITALS INDIANAPOLIS			1	100%	1
FRANKLIN CBOC			1	100%	1
ACCESS TOTAL CARE - PORTLAND			1	100%	1
Mercy Manor Transition Center			1	100%	1
VERMONT DEPT OF HEALTH LABORATORY			1	100%	1
CHI ST. LUKE'S HEALTH BCM MEDICAL CENTER			1	100%	1
HOSPITALS OF PROVIDENCE TRANSMOUNTAIN CAMPUS, THE			1	100%	1
FIVE STAR PREMIER RESIDENCES OF POMPANO BEACH			1	100%	1
WORKFORCE HEALTH DEPARTMENT			1	100%	1
Kroger 016 - The Little Clinic Centennial		1			1
Schenectady Center for Rehabilitation & Nursing		1			1
ManorCare Yeadon		1			1
METROWEST MEDICAL CENTER - FRAMINGHAM			1	100%	1
COVENANT HOSPITAL HOBBS D/B/A COVENANT		1			1
MEDLABS OF FLORIDA LLC D/B/A MEDLABS DIAGNOSTICS		1			1
AESTHETIC PHYSICIANS PC			1	100%	1

# COVID-19: testing by laboratory

Data through Apr 27, 2021 verified as of Apr 28, 2021 at 09:25 AM

Data in this report are provisional and subject to change.

The numbers in the table below represent the number of Florida and non-Florida residents for whom test results were received by the Department of Health. A person can be tested by more than one laboratory and can have both positive and negative results. **Therefore, the sum of the numbers in each column will be larger than the total number of people tested.**

Reporting lab	Inconclusive	Negative	Positive	Percent positive	Total
MEDICAL LIFE-INC GUIDEWELL EMERGENCY MEDICINE			1	100%	1
SIGNATURE CARE COLLEGE STATION			1	100%	1
Florence Home		1			1
GENESIS HEALTH SYSTEM			1	100%	1
VA Tennessee Valley HCS-Nashville Campus			1	100%	1
EVERGREEN NURSING HOME		1			1
MOBILE MEDICAL CLINIC			1	100%	1
FLORIDA HOSPITAL ORMOND BEACH			1	100%	1
MEDOR/ACC SYNCHRONY			1	100%	1
EXCEPTIONAL EMERGENCY CENTER			1	100%	1
CVS AZ3264POCT PHOENIX			1	100%	1
VANAJA SUREDDI MD PA			1	100%	1
PHYSICIANS PRIMARY CARE LEHIGH PEDS			1	100%	1
FAIRHAVEN		1			1
CARRINGTON, LLC D/B/A THE CARRINGTON		1			1
UNIVERSITY OF FLORIDA			1	100%	1
Carington Park			1	100%	1
REGIONAL MEDICAL LABORATORY			1	100%	1
ADVANCED RESEARCH INSTITUTE			1	100%	1
EDGAR PRICE FAMILY & CHILDREN HEALTHCARE CENTER			1	100%	1
Walgreens #11854			1	100%	1
CORDOVA FAMILY PRACTICE			1	100%	1
EASTSIDE MEDICAL CLINIC		1			1
PALM BEACH COUNTY HEALTH DEPT.			1	100%	1
QUINCY DIALYSIS			1	100%	1
ENT & ALLERGY ASSOCIATES, LLP - SLEEPY HOLLOW (ABBOTT)		1			1
BAPTIST HEALTH FLOYD			1	100%	1
LOGAN COUNTY HOSPITAL			1	100%	1
EUROFINS PHOENIX			1	100%	1
CLIFTON SPRINGS		1			1
IVAN, MAYA			1	100%	1
ULTIMATE ANALYSIS LABORATORY			1	100%	1
WELLSNOW URGENT CARE-OSWEGO			1	100%	1
HENRICO DOCTOR'S LABORATORY			1	100%	1
Avista Nursing and Rehab			1	100%	1
ORMOND BEACH DIALYSIS			1	100%	1
LAKE COMMUNITY ACTION AGENCY		1			1
HAWAII DEPARTMENT OF HEALTH LAB			1	100%	1
WALGREENS # 11165		1			1
MOUNTAINVIEW URGENT CARE VALLEY		1			1
ARCADIA DIALYSIS CENTER			1	100%	1
CAREMOUNT MEDICAL PC-CARMEL		1			1
HEALTH AND HOPE CLINIC INC			1	100%	1
NATIONAL INSTITUTES OF HEALTH CLINICAL CENTER			1	100%	1
FOCUSED CARE AT ALLENBROOK		1			1
JUP Serology SubSection			1	100%	1
ATHENS LIMESTONE HOSPITAL		1			1

# COVID-19: testing by laboratory

Data through Apr 27, 2021 verified as of Apr 28, 2021 at 09:25 AM

Data in this report are provisional and subject to change.

The numbers in the table below represent the number of Florida and non-Florida residents for whom test results were received by the Department of Health. A person can be tested by more than one laboratory and can have both positive and negative results. **Therefore, the sum of the numbers in each column will be larger than the total number of people tested.**

Reporting lab	Inconclusive	Negative	Positive	Percent positive	Total
BLESSINGS MEDICAL CLINIC, THE			1	100%	1
STEPHEN G NELSON MD PA			1	100%	1
HALEYVILLE HEALTH CARE CENTER		1			1
COMMUNITY MEDICAL CENTER-ORANGE CITY		1			1
TEVAPHARM			1	100%	1
PAMC MICRO LAB			1	100%	1
FLORIDA CLINICAL LABORATORY INC DBA			1	100%	1
CVS TX3702POCT KATY		1			1
SANTA MONICA CA-UCLA MC			1	100%	1
CHILDRENS SPECIALIST PEDIATRIC PULMMOLOGY &			1	100%	1
DR Q PEDIATRICS			1	100%	1
FLAGLER MEDICAL ASSOCIATES PA			1	100%	1
Kroger 767 - The Little Clinic Beaumont		1			1
TITUSVILLE REHABILITATION AND NURSING CENTER		1			1
STORMONT VAIL HOSPITAL			1	100%	1
SALUDA NURSING CENTER		1			1
CARENOW MIDTOWN			1	100%	1
HALIFAX HEALTH PRIMARY CARE			1	100%	1
MINUTE CLINIC DIAGNOSTIC PA			1	100%	1
RED BUG LAKE ROAD OVIEDO COVID			1	100%	1
LYSTER MAIN LAB, FT RUCKER		1			1
LAS PALMAS MEDICAL CENTER			1	100%	1
Hawthorne House		1			1
Parkview Care and Rehabilitation Center		1			1
SUNRISE CLINIC SANTA ROSA		1			1
WEST CARVER MEDICAL ASSOCIATES		1			1
BETHESDA DIALYSIS			1	100%	1
NORTH FLORIDA FAMILY MEDICINE			1	100%	1
SUNSHINE PEDIATRICS OF LUTz			1	100%	1
Greencroft Goshen		1			1
MEDICAL COLLEGE OF GEORGIA MEDICAL CENTER			1	100%	1
St. Mary's Care Center		1			1
BELLMORE PEDIATRICS		1			1
VIRTUA HEALTH AND REHABILITATION		1			1
HEALTHCARE AND REHAB OF SANFORD			1	100%	1
KENT		1			1
Kroger 683 - The Little Clinic Foothills Plaza		1			1
SUNCOAST PRIMARY CARE LLC			1	100%	1
CARROLL UNIVERSITY STUDENT HEALTH CENTER		1			1
HOSPITAL METROPOLITANO SAN GERMAN			1	100%	1
DSI LABORATORIES-NAPLES-7TH			1	100%	1
UT HEALTH RIO GRANDE VALLEY SPECIALTY PEDIATRICS			1	100%	1
CVS AZ69POCT PEORIA		1			1
CVS NY2297002CV NEW YORK			1	100%	1
MERRILL GARDENS AT CHAMPIONSGATE			1	100%	1
TITUS REGIONAL MEDICAL CENTER			1	100%	1
ATLANTA PLUS URGENT CARE, LLC			1	100%	1

# COVID-19: testing by laboratory

Data through Apr 27, 2021 verified as of Apr 28, 2021 at 09:25 AM

Data in this report are provisional and subject to change.

The numbers in the table below represent the number of Florida and non-Florida residents for whom test results were received by the Department of Health. A person can be tested by more than one laboratory and can have both positive and negative results. **Therefore, the sum of the numbers in each column will be larger than the total number of people tested.**

Reporting lab	Inconclusive	Negative	Positive	Percent positive	Total
PENSACOLA PATHOLOGY		1			1
AMALIA'S COMMUNITY CLINIC, CORP			1	100%	1
Mayaguez Outpatient Clinic		1			1
WELLSTREET SMYNA URGENT CARE		1			1
SUPERKIDS PEDIATRICS			1	100%	1
ST CATHERINE HOSPITAL LABORATORY			1	100%	1
CVS LA1116POCT BATON ROUGE		1			1
OKLAHOMA BLOOD INSTITUTE			1	100%	1
BAYSTATE REFERENCE LABORATORY			1	100%	1
PATHLAB SERVICES			1	100%	1
FRESENIUS KIDNEY CARE OF CLERMONT WEST			1	100%	1
EMERGENCY CARE SERVICES LAB AT JFK MEDICAL CENTER			1	100%	1
LANCASHIRE HALL NURSING AND REHABILITATION CENTER		1			1
VERIFY LABS			1	100%	1
ACCESS HEALTH CARE PHYSICIANS, LLC		1			1
MAGGY PHARMACY INC		1			1
KIDS HEALTH ALLIANCE PA			1	100%	1
SPACE COAST COMMUNITY PHARMACY			1	100%	1
CENTRAL FLORIDA MEDICAL CARE			1	100%	1
PATIENT FIRST - NEWTOWN ROAD			1	100%	1
SOUTH FLORIDA URGENT CARE CENTERS, LLC			1	100%	1
PARK AVENUE MEDICAL PROFESSIONALS		1			1
DEVLIN MANOR NURSING AND REHABILITATION		1			1
FRESENIUS MEDICAL CARE TRADTION			1	100%	1
WEST FLORIDA MEDICAL CENTER CLINIC			1	100%	1
Bay View Nursing and Rehabilitation Center			1	100%	1
MARTIN LUTHER KING RENAL INSTITUTE			1	100%	1
Lenbrook		1			1
THE NEW JEWISH HOME		1			1
DOCTOR TODAY URGENT CARE			1	100%	1
TARRYTOWN PHARMACY			1	100%	1
WALK IN FAMILY MEDICINE CENTER			1	100%	1
ST PETERSBURG GENERAL HOSPITAL LABORATORY			1	100%	1
PALACE CARE AND REHAB		1			1
ARTESIAN HOME		1			1
ST. PETERSBURG PEDIATRICS-SEMINOLE			1	100%	1
SOUTHERN REGIONAL MEDICAL CENTER		1			1
CRESTVIEW MED CLIN LAB			1	100%	1
SOUTHWESTERN VERMONT MEDICAL CENTER			1	100%	1
Kroger 524 - The Little Clinic Iron Bridge Road		1			1
DONALSONVILLE HOSPITAL			1	100%	1
CAPE CORAL HOSPITAL NURSING			1	100%	1
OPCO LLC LEGACY NURSING AND REHABILITA		1			1
TUNIS STREET GROUP HOME		1			1
MALUHIA		1			1
Trucare Living Centers - Columbus		1			1
USA Healthcare LTC, LLC - Folsom Center for Rehabilitation & Healthca		1			1



# COVID-19: testing by laboratory

Data through Apr 27, 2021 verified as of Apr 28, 2021 at 09:25 AM

Data in this report are provisional and subject to change.

The numbers in the table below represent the number of Florida and non-Florida residents for whom test results were received by the Department of Health. A person can be tested by more than one laboratory and can have both positive and negative results. **Therefore, the sum of the numbers in each column will be larger than the total number of people tested.**

Reporting lab	Inconclusive	Negative	Positive	Percent positive	Total
PANCARE HEALTH - NORTHSIDE ELEMENTARY			1	100%	1
ANSWERS RESOURCE FACILITY		1			1
SEASONS HOSPICE AND PALLIATIVE CARE OF			1	100%	1
MARYLAND DEPARTMENT OF HEALTH AND MENTAL HYGIENE			1	100%	1
WELLSTREET BUCKHEAD SOUTH		1			1
GULF COAST VILLAGE HOME HEALTH INC			1	100%	1
NHC Chattanooga			1	100%	1
Sarah A. Todd Memorial Home		1			1
Lopatcong Center		1			1
PUBLIX PHARMACY #1488		1			1
PACIFICA CARE PLLC			1	100%	1
Sage Bluff Health & Rehabilitation Center		1			1
BAYSHORE DIALYSIS			1	100%	1
LabCorp L#09258295 M#09258285			1	100%	1
MISSISSIPPI VALLEY REGIONAL BLOOD CENTER			1	100%	1
GRANITE FALLS LTC, LLC		1			1
TFH HOME HEALTH INC			1	100%	1
WELL KEY URGENT CARE MARYVILLE		1			1
OXY-GENLAB			1	100%	1
Ladera Center		1			1
Elm Crest Senior Living Community		1			1
CACERES SPECIALIZED GYNECOLOGY		1			1
Kroger 444 - The Little Clinic Dent		1			1
CAPE FEAR VALLEY MEDICAL CENTER			1	100%	1
Casa Real Center		1			1
Chateau Living Center			1	100%	1
Community Care Center of Heritage House, LLC			1	100%	1
MEMORIAL HEALTH UNIVERSITY MEDICAL		1			1
THE TOLEDO HOSPITAL			1	100%	1
SPECTRUM LABORATORY			1	100%	1
WEST BOYNTON DIALYSIS			1	100%	1
PREMIUM HOME HEALTH CARE INC			1	100%	1
LIBERTY URGENT CARE			1	100%	1
CONTINENTAL HOME HEALTH CARE INC			1	100%	1
ABRAZO WEST CAMPUS			1	100%	1
Rehab Select of Talladega		1			1
WELLINGTON PHYSICIANS URGENT CARE AT PALOMINO			1	100%	1
MORSELIFE HOME CARE INC			1	100%	1
CHAMBREL AT PINECASTLE			1	100%	1
SEABROOK EMS			1	100%	1
BRADENTON CONVENTION CENTER			1	100%	1
Rockcastle Health and Rehab		1			1
PATIENT FIRST - CHERRY HILL		1			1
GENESIS MEDICAL CENTER OF CORAL SPRINGS INC			1	100%	1
PALOMAR MEDICAL CENTER			1	100%	1
NEW MILFORD HOSPITAL			1	100%	1
SALEM HOSPITAL REGIONAL LABORATORY		1			1

# COVID-19: testing by laboratory

Data through Apr 27, 2021 verified as of Apr 28, 2021 at 09:25 AM

Data in this report are provisional and subject to change.

The numbers in the table below represent the number of Florida and non-Florida residents for whom test results were received by the Department of Health. A person can be tested by more than one laboratory and can have both positive and negative results. **Therefore, the sum of the numbers in each column will be larger than the total number of people tested.**

Reporting lab	Inconclusive	Negative	Positive	Percent positive	Total
JACKSONVILLE HEALTH & REHAB		1			1
MAIN STREET PHARMACY OF MARCELLUS, INC		1			1
SOUTH TEXAS HEALTH SYSTEM ER - WARE ROAD			1	100%	1
MARTIN HEALTH PHYSICIAN GROUP			1	100%	1
SAINT PETE MRI			1	100%	1
SV MOBILE HEALTH			1	100%	1
EPIC CARE PHARMACY		1			1
Westminster Canterbury Richmond		1			1
Autumn Care of Suffolk		1			1
GREATER TAMPA AT HOME			1	100%	1
CALIFORNIA PUBLIC HEALTH LABORATORY			1	100%	1
Parkwood Healthcare Facility		1			1
Fulton County Medical Center Long Term Care			1	100%	1
MED CHOICE CENTER OF NORTH MIAMI			1	100%	1
CHRISTIANA HOSPITAL		1			1
AUTUMN HOUSE			1	100%	1
Gulf Coast health and Rehabilitation, LLC		1			1
MEDICAL CLINIC OF HOUSTON			1	100%	1
ST. LUKES HOSPITAL			1	100%	1
TENNOVA ER - SANGO			1	100%	1
EAGLE COUNTY HEALTH AND HUMAN SERVICES			1	100%	1
BOCA RATON REGIONAL HOSPITAL		1			1
SCHUYLER HOSPITAL		1			1
SEGAL INSTITUTE FOR CLINICAL RESEARCH INC			1	100%	1
SARHA DOCTORS CENTER			1	100%	1
Crowne Health Care of Eufaula		1			1
EXPRESS CARE OF OCALA			1	100%	1
COLLINS NURSING HOME		1			1
FIRSTCARE MEDICAL CENTER			1	100%	1
PHYSICIAN ASSOCIATES, LLC			1	100%	1
URGENT 202 COX CREEK PKWY		1			1
BROWARD MEDICAL LAB			1	100%	1
ST.ELIZABETH HEALTH CENTER	1				1
CONSOLIDATED			1	100%	1
CVS IL5822POCT MOKENA		1			1
Medicalodges Neosho			1	100%	1
ST LUKE'S CORNWALL HOSPITAL N			1	100%	1
SPECIALTY DRUG TESTING			1	100%	1
Lexington Medical Center Extended Care		1			1
WALGREENS #15291		1			1
GUILFORD IMMEDIATE CARE, SYAH, LLC		1			1
MEMORIAL HERMANN SOUTHWEST HOSPITAL			1	100%	1
ARLINGTON ADULT RESIDENTIAL FACILITY, INC			1	100%	1
Walgreens #3049		1			1
CVS KS8601POCT OVERLAND PARK			1	100%	1
BOTTINEAU GOOD SAMARITAN CENTER		1			1
PATIENT FIRST - WOODBURY		1			1

# COVID-19: testing by laboratory

Data through Apr 27, 2021 verified as of Apr 28, 2021 at 09:25 AM

Data in this report are provisional and subject to change.

The numbers in the table below represent the number of Florida and non-Florida residents for whom test results were received by the Department of Health. A person can be tested by more than one laboratory and can have both positive and negative results. **Therefore, the sum of the numbers in each column will be larger than the total number of people tested.**

Reporting lab	Inconclusive	Negative	Positive	Percent positive	Total
HEALTH FIRST MEDICAL GROUP LLC			1	100%	1
FALKVILLE HEALTHCARE		1			1
OMAHA VA MEDICAL CENTER			1	100%	1
PEDRO MENENDEZ HEALTH CENTER AT ST JOHNS			1	100%	1
MADISON REHABILITATION HOSPITAL		1			1
CITRONELLE HEALTH AND REHABILITATION CENTER		1			1
SUMMIT DETOX INC			1	100%	1
Schoenbrunn Healthcare		1			1
OMC PRIMARY CARE - HOSPITAL CAMPUS			1	100%	1
FAST AID URGENT CARE			1	100%	1
ROSEN MEDICAL CENTER AT ROSEN COLLEGE CAMPUS			1	100%	1
PERRY COUNTY NURSING HOME		1			1
TEXAS HEALTH ARLINGTON MEMORIAL HOSPITAL			1	100%	1
ACUTE AND COMMUNICABLE DISEASE PREVENTION			1	100%	1
TEXAS HEALTH ARLINGTON MEMORIAL		1			1
GENERATIONS CENTER OF SPENCER		1			1
CHILDREN'S AT SATELLITE BOULEVARD URGE		1			1
CARESPOT - LEE VISTA			1	100%	1
Davie Nursing & Rehabilitation Center		1			1
Vista Park			1	100%	1
NOORANI MEDICAL CENTER LLC			1	100%	1
PHYSICIANS URGENT CARE			1	100%	1
Rio Grande City Nursing and Rehab Center			1	100%	1
ADVENTHEALTH PHYSICIAN GROUP - APPLEWOOD			1	100%	1
LP Marietta II, LLC		1			1
Kroger 353 - The Little Clinic Harpers Point		1			1
MEDEXPRESS URGENT CARE - HAMILTON SQUA		1			1
ALLIANCE LABORATORY SERVICES			1	100%	1
DISCOVERY AT HOME, LLC			1	100%	1
SPRINGBROOK HOSPITAL			1	100%	1
Mayfair Village Nursing Care Center		1			1
STANDIFER PLACE		1			1
OCALA RKC EAST HEMO #1			1	100%	1
MEDEXPRESS NORTHSIDE			1	100%	1
FLORIDA FAMILY LABORATORY		1			1
LANTANA HC LAB			1	100%	1
SHRIVERS PHARMACY AND WELLNESS CENTER			1	100%	1
CARING PROFESSIONAL HEALTH CARE LLC		1			1
SENCARE MANAGEMENT		1			1
NEXT LEVEL URGENT CARE (WOODLANDS)			1	100%	1
RYE BEACH PHARMACY INC		1			1
FLORIDA DEPARTMENT OF HEALTH PALM BEACH COUNTY			1	100%	1
Brown Memorial Home		1			1
WALKIN MEDICAL URGENT CARE,NEW CITY			1	100%	1
AMERICAN LAB LLC		1			1
Walgreens #12695			1	100%	1
SMITH			1	100%	1

# COVID-19: testing by laboratory

Data through Apr 27, 2021 verified as of Apr 28, 2021 at 09:25 AM

Data in this report are provisional and subject to change.

The numbers in the table below represent the number of Florida and non-Florida residents for whom test results were received by the Department of Health. A person can be tested by more than one laboratory and can have both positive and negative results. **Therefore, the sum of the numbers in each column will be larger than the total number of people tested.**

Reporting lab	Inconclusive	Negative	Positive	Percent positive	Total
FAMILY MEDICAL CLINIC KENDALL LLC			1	100%	1
Fairview			1	100%	1
LAS PALOMAS SENIOR LIVING		1			1
Kroger 006 - The Little Clinic Uintah Gardens		1			1
CVS AZ9273POCT TUCSON			1	100%	1
C V S / PHARMACY #833		1			1
NEMOUR'S CHILDREN'S CLINIC			1	100%	1
Fairhope		1			1
GOOD PEDIATRICS			1	100%	1
MEDICAL ASSOCIATES OF THE SHOALS		1			1
CAH ACQUISITION COMPANY 11 LLC			1	100%	1
Bolingreen Health and Rehabilitation		1			1
Hillside Manor Rehabilitation and Extended Care Center		1			1
ALLEGANY COUNTY DEPARTMENT OF HEALTH		1			1
MORELL			1	100%	1
HEARTLAND PHARMACY SEBRING			1	100%	1
Walgreens #12153		1			1
CLIFTON-FINE HOSPITAL LABORATORY		1			1
COURTLAND TERRACE		1			1
TAYLOR COUNTY HEALTH DEPARTMENT			1	100%	1
A.G. Rhodes		1			1
CVS IL7142POCT LOCKPORT		1			1
The Center at Centennial			1	100%	1
AURORA CONSOLIDATED LABORATORY			1	100%	1
Kroger 705 - The Little Clinic Richmond		1			1
PALMA CEIA MED GROUP-SWANN		1			1
WELLPATH			1	100%	1
ALTA BATES SUMMIT MEDICAL CENTER CLINICAL LAB			1	100%	1
MEMPHIS URGENT CARE #2, LLC			1	100%	1
TIMPANOGOS REGIONAL HOSPITAL			1	100%	1
Greenhaven Health and Rehabilitation		1			1
DORA HOME CARE			1	100%	1
THE EMORY CLINIC			1	100%	1
TILLAMOOK COUNTY GENERAL HOSPITAL LAB		1			1
Walgreens #5421		1			1
Villa Maria			1	100%	1
MEDEXPRESS URGENT CARE - LAWTON		1			1
PASCO COUNTY HEALTH DEPARTMENT			1	100%	1
COASTAL MANOR		1			1
OAKWOOD HOSPITAL - SOUTHSORE			1	100%	1
MYCLINIC, INC			1	100%	1
ROSE MEDICAL CENTER LAB			1	100%	1
CLEVELAND CLINIC OHIO LABORATORIES			1	100%	1
NULEASE MEDICAL SOLUTIONS			1	100%	1
RIO GRANDE REGIONAL HOSPITAL FAMILY PRACTICE CLINC			1	100%	1
NEMOURS CHILDREN'S PRIMARY CARE			1	100%	1
DORAL KIDNEY CENTER			1	100%	1

# COVID-19: testing by laboratory

Data through Apr 27, 2021 verified as of Apr 28, 2021 at 09:25 AM

Data in this report are provisional and subject to change.

The numbers in the table below represent the number of Florida and non-Florida residents for whom test results were received by the Department of Health. A person can be tested by more than one laboratory and can have both positive and negative results. **Therefore, the sum of the numbers in each column will be larger than the total number of people tested.**

Reporting lab	Inconclusive	Negative	Positive	Percent positive	Total
STEPHENS COUNTY HOSPITAL			1	100%	1
CROZER-CHESTER MEDICAL CENTER			1	100%	1
CONCENTRA - TAMPA EAST		1			1
FLORIDA EPIDEMIOLOGY PROGRAM			1	100%	1
JOHNSON & JOHNSON VISION CARE-VISTAKON			1	100%	1
SUMMIT HEALTHCARE REGIONAL MEDICAL		1			1
FLORIDA CLINICAL RESEARCH CENTER, LLC			1	100%	1
HEALTH CLINIC,THE		1			1
DORNOCH PLACE DEL PRADO		1			1
TMH PHYSICIAN PARTNERS QUINCY			1	100%	1
SILVERMAN			1	100%	1
FORT LOUDOUN PRIMARY CARE		1			1
IVY CREEK HEALTHCARE & WELLNESS CENTRE			1	100%	1
GENVIEW DIAGNOSIS INC			1	100%	1
MEDCARE QUALITY MEDICAL CENTER LLC			1	100%	1
PALMETTO CHARTER SCHOOL☐		1			1
Piqua Manor		1			1
Juniper Village at Bucks County		1			1
LOUISIANA STATE LAB			1	100%	1
NEW RIVER HEALTH DISTRICT			1	100%	1
Orange City Nursing and Rehab Center			1	100%	1
Royal Palm Beach Health and Rehab Center			1	100%	1
TENNOVA HEALTHCARE - CLEVELAND			1	100%	1
SAINT LEO UNIVERSITY INCORPORATED			1	100%	1
CHI MEMORIAL HOSPITAL CHATTANOOGA			1	100%	1
MANHATTAN EYE EAR AND THROAT HOSPITAL		1			1
MEMORIAL HERMANN KATY HOSPITAL			1	100%	1
Port Orange Nursing And Rehab Center			1	100%	1
ST JOHNS PEDIATRICS PA		1			1
Lantern Park Specialty Care		1			1
BORINQUEN HEALTH CENTER			1	100%	1
TRIHEALTH			1	100%	1
RESOURCE PATH LLC			1	100%	1
TOMAH VAMC			1	100%	1
Valley View Health and Rehabilitation, LLC		1			1
AVANTARA REDFIELD		1			1
PUBLIX PHARMACY #1114			1	100%	1
PEACE RIVER CENTER CRISIS STABILIZATION UNIT			1	100%	1
NONA MEDICAL ARTS		1			1
CRESTVIEW CLINICAL LABORATORY			1	100%	1
SUNCOAST FAMILY MEDICAL ASSOCIATES			1	100%	1
NORTHWEST TEXAS HEALTHCARE SYSTEM,INC			1	100%	1
RCP OF MEMORIAL WEST			1	100%	1
WEST VIRGINIA UNIVERSITY HOSPITALS			1	100%	1
777 URGENT CARE			1	100%	1
CARENOW URGENT CARE-MURFREESBORO			1	100%	1
EVEXIA DIAGNOSTICS			1	100%	1



# COVID-19: testing by laboratory

Data through Apr 27, 2021 verified as of Apr 28, 2021 at 09:25 AM

Data in this report are provisional and subject to change.

The numbers in the table below represent the number of Florida and non-Florida residents for whom test results were received by the Department of Health. A person can be tested by more than one laboratory and can have both positive and negative results. **Therefore, the sum of the numbers in each column will be larger than the total number of people tested.**

Reporting lab	Inconclusive	Negative	Positive	Percent positive	Total
Heartland Health Care Center Jacksonville			1	100%	1
WESLEY CHAPEL INTERNAL MEDICINE AND PEDIATRICS PA			1	100%	1
Broomall Manor		1			1
VISTA LAKE ASSISTED LIVING			1	100%	1
JAX FAMILY CARE		1			1
METROPOLITAN			1	100%	1
Brownwood Nusing & Rehabilitation		1			1
Kroger 390 - The Little Clinic North College Hill		1			1
CAPITAL HEALTH PLAN - GOVERNORS SQUARE			1	100%	1
ORCHID TERRACE		1			1
FLORIDA HOME HEALTH			1	100%	1
HUNEYCUTT FAMILY PRACTICE			1	100%	1
JACKSON MADISON CO. GEN. HOSPITAL			1	100%	1
LITTLE FALLS HOSPITAL LABORATORY		1			1
ANDERSON FAMILY MEDICINE			1	100%	1
Chesapeake Shores - Signature HealthCare LLC		1			1
BEAUMONT HOSPITAL			1	100%	1
BAYOU URGENT CARE			1	100%	1
PALM BEACH DIABETES AND ENDOCRINE SPECIALISTS, PA			1	100%	1
THE LITTLE CLINIC LLC			1	100%	1
BAYLOR SCOTT & WHITE ALL SAINTS MEDICAL CENTER FT			1	100%	1
FLORIDA ADVANCED MEDICAL AND DERM AESTHETICS LLC			1	100%	1
OXLEY PARK HEALTH & REHAB		1			1
Robinson Terrace Rehabilitation and Nursing Center		1			1
Brown Nursing Home		1			1
HEALTHFORCE PARTNERS INC			1	100%	1
ASSURANCE HEALTHCARE AND COUNSELING CENTER		1			1
Le Roy Village Green		1			1
ATLANTIS VISION CENTER			1	100%	1
PEDRO L ORTEGA MD PA			1	100%	1
PULSE MEDICAL DOCTOTS LLC			1	100%	1
DOCTORS MEMORIAL HOSP HOME HEALTH CARE		1			1
Birmingham Nursing and Rehabilitation East LLC		1			1
VELOCITY URGENT CARE - CHIMNEY HILL			1	100%	1
HARDIN MEMORIAL HOSPITAL - HEARTLAND PATHOLOGY CONSULTANTS			1	100%	1
Sunnybrook Rehabilitation Center			1	100%	1
FLORIDA HEART AND VASCULAR MULTISPECIALTY GROUP PA			1	100%	1
SANCHEZ CAZAU MEDICAL GROUP			1	100%	1
Avon Health Center		1			1
Hempfield Manor		1			1
MID FLORIDA BIOLOGICALS			1	100%	1
SUNSHINE URGENT CARE			1	100%	1
1ST MED DOTHAN			1	100%	1
KANA MEDICAL			1	100%	1
DOCTORS MEDICAL CENTER			1	100%	1
CERMAK HEALTH SERVICES			1	100%	1
ADVANCED RESEARCH AND DIAGNOSTIC LABORATORY UNIVERSITY OF MINNESOTA			1	100%	1

# COVID-19: testing by laboratory

Data through Apr 27, 2021 verified as of Apr 28, 2021 at 09:25 AM

Data in this report are provisional and subject to change.

The numbers in the table below represent the number of Florida and non-Florida residents for whom test results were received by the Department of Health. A person can be tested by more than one laboratory and can have both positive and negative results. **Therefore, the sum of the numbers in each column will be larger than the total number of people tested.**

Reporting lab	Inconclusive	Negative	Positive	Percent positive	Total
Maplewood of Cheshire County		1			1
TRITENN LLC		1			1
SURGERY CENTER, THE			1	100%	1
BRANKO D PEJIC MD FAMILY PRACTICE			1	100%	1
Baypoint Healthcare Center			1	100%	1
EAST LANSING OPCO		1			1
CAREHERE HUDSON BAY			1	100%	1
ARIZA WELLNESS CARE LLC			1	100%	1
LAMARQUE DIALYSIS			1	100%	1
NSPIRE HEALTHCARE PLANTATION			1	100%	1
ASHLEY CLINICAL DIAGNOSTIC LABORATORY			1	100%	1
WMG URGENT CARE WOODSTOCK			1	100%	1
Monument Health Strugis Care Center		1			1
Carrollton Manor Inc		1			1
CARENOW MURFREESBORO MEDICAL CENTER PK		1			1
LAKE LURE HEALTH CENTER			1	100%	1
CENTRAL FLORIDA HEALTH CARE, INC			1	100%	1
FRESENIUS SOUTH FORT MYERS		1			1
BAPTIST HOSPITAL FAMILY MEDICINE TIGER POINT			1	100%	1
WILSON FAMILY MEDICINE LLC		1			1
LACKAWANNA HEALTH AND REHAB CENTER		1			1
HEALTHALLIANCE HOSPITAL LABORATORY		1			1
COVENANT HEALTH		1			1
SUNRISE/QUAY COUNTY HEALTH CLINIC		1			1
STERLING HOUSE OF PORT ORANGE		1			1
PHOEBE HOME INC		1			1
Walgreens #3661		1			1
Big River Nursing and Rehab		1			1
CVS MO8595POCT RAYMORE		1			1
GOOD SAMARITAN SOCIETY-FOREST CITY		1			1
BAPTIST MINOR MEDICAL CENTER			1	100%	1
SOUTHEASTERN PATHOLOGY ASSOCIATES			1	100%	1
Urgent Care 24/7 Orlando LLC			1	100%	1
MEDEXPRESS URGENT CARE -HOWELL US HWY		1			1
Isle Health and Rehabilitation Center			1	100%	1
LEELANAU OPCO, LLC		1			1
BALLAD HEALTH MEDICAL ASSOCIATES URGENT CARE - JOHNSON CITY			1	100%	1
KIDS CARE PEDIATRICS			1	100%	1
THE CHRIST HOSPITAL			1	100%	1
BLOOD SYSTEMS LABORATORIES			1	100%	1
SACRED HEART HOSPITAL			1	100%	1
THE LITTLE CLINIC, LLC			1	100%	1
Kroger 670 - The Little Clinic Powell		1			1
BOCA GENERAL AND FAMILY MEDICINE		1			1
COASTAL ER IX, PHYSICIANS PREMIER			1	100%	1
INDIAN RIDGE		1			1
Mason Health and Rehab		1			1

# COVID-19: testing by laboratory

Data through Apr 27, 2021 verified as of Apr 28, 2021 at 09:25 AM

Data in this report are provisional and subject to change.

The numbers in the table below represent the number of Florida and non-Florida residents for whom test results were received by the Department of Health. A person can be tested by more than one laboratory and can have both positive and negative results. **Therefore, the sum of the numbers in each column will be larger than the total number of people tested.**

Reporting lab	Inconclusive	Negative	Positive	Percent positive	Total
BIODORON LABORATORIES			1	100%	1
Spring Gate Rehab and Healthcare Center		1			1
CAN COMMUNITY HEALTH LLC		1			1
DERMDX, DIV OF AURORA DIAGNOSTICS/BERNHARDT LAB		1			1
PCG MOLECULAR			1	100%	1
MISSION REGIONAL MEDICAL CENTER			1	100%	1
Oklahoma Methodist Manor			1	100%	1
FRIO REGIONAL PRIMARY CARE AND URGENT CARE CLINIC			1	100%	1
CAPSTONE REHABILITATION AND HEALTHCARE		1			1
HEALTH PARTNERS LLC		1			1
WESTMORELAND REGIONAL HOSPITAL			1	100%	1
BIOMAT ORLANDO		1			1
ACCESS MEDICAL GROUP OF TAMPA INC			1	100%	1
BAPTIST HOSPITAL FAMILY MEDICINE &			1	100%	1
MOUNT ST MARYS HOSPITAL OF NIAGARA FALLS			1	100%	1
Wildwood Healthcare		1			1
SOUTHWEST FLORIDA DIVISION LAB			1	100%	1
ST MARYS HEALTH CARE SYSTEM		1			1
NEXTCARE NIFONG			1	100%	1
CHI ST VINCENT LITTLE ROCK DIAGNOSTIC CLINIC			1	100%	1
AFFILIATED LABORATORIES INC			1	100%	1
VA Central Western Massachusetts HCS		1			1
Signature Healthcare of Fort Wayne		1			1
WESTEX URGENT CARE, PLLC			1	100%	1
VA Central California HCS		1			1
NORWALK HOSPITAL			1	100%	1
Kroger 698 - The Little Clinic 14th Street/Bell		1			1
Heritage Inn Health and Rehabilitation		1			1
CATERPILLAR INC - MIAMI DISTRIBUTION CENTER			1	100%	1
Miller Health Care Center			1	100%	1
WINNIFRED ASSISTED LIVING FACILITY INC		1			1
Court House Center		1			1
ADVENTHEALTH WOUND CARE CENTER			1	100%	1
MEDONE URGENT CARE			1	100%	1
BGB SUMMIT MEDICAL GROUP		1			1
QC LABORATORY			1	100%	1
MED-LAKE LABORATORY			1	100%	1
SKIN AND CANCER ASSOCIATES LLP		1			1
Florence Nursing and Rehabilitation Center		1			1
THE HEART HOSPITAL BAYLOR PLANO			1	100%	1
BRADEN CLINIC		1			1
HARDIN HEALTH INC		1			1
ADVENTHEALTH MEDICAL GROUP OBSTETRICS AND			1	100%	1
BRIGHT HEALTH CLINIC CORP			1	100%	1
WALGREENS #15369		1			1
SOUTHWEST REGIONAL PCR LABORATORY			1	100%	1
WINDMOOR HEALTHCARE			1	100%	1

# COVID-19: testing by laboratory

Data through Apr 27, 2021 verified as of Apr 28, 2021 at 09:25 AM

Data in this report are provisional and subject to change.

The numbers in the table below represent the number of Florida and non-Florida residents for whom test results were received by the Department of Health. A person can be tested by more than one laboratory and can have both positive and negative results. **Therefore, the sum of the numbers in each column will be larger than the total number of people tested.**

Reporting lab	Inconclusive	Negative	Positive	Percent positive	Total
COMMUNITY			1	100%	1
GARNET HEALTH URGENT CARE		1			1
MEDEXPRESS URGENT CARE - CABOT			1	100%	1
VA OPTOMETRY CLINIC			1	100%	1
SANITAS RESEARCH LLC			1	100%	1
Dupage Care Center			1	100%	1
HORIZON MEDICAL CENTER			1	100%	1
ADVANCED BIOMEDICAL INC			1	100%	1
St. Anthony's Nursing and Rehab			1	100%	1
GOSHEN HOSPITAL			1	100%	1
MONMOUTH MEDICAL CENTER		1			1
ST JOHNS MEDICAL CENTER		1			1
CVS MA1121POCT WESTFORD		1			1
Glen Oaks Health and Rehabilitation		1			1
FAIRFIELD MEDICAL CENTER			1	100%	1
ROCKLEDGE HEALTH & REHABILITATION CENTER			1	100%	1
FLORIDA HEALTH CARE MEDICAL GROUP		1			1
ORLANDO PHYSICIAN NETWORK		1			1
CAREWELL URGENT CARE FITCHBURG			1	100%	1
FAYETTE MEDICAL CENTER LAB		1			1
PULMONARY, CRITICAL CARE AND SLEEP DISORDERS INSTITUTE OF SOUTH FLORIDA			1	100%	1
OCALA REGIONAL DIALYSIS- NORTH			1	100%	1
NEMOURS CHILDREN HOSPITAL			1	100%	1
BAPTIST MEDICAL PLAZA AT WESTCHESTER			1	100%	1
QUALITY CLINICAL LAB LLC			1	100%	1
Memorial Health Care Center			1	100%	1
Kroger 397 - The Little Clinic Frankfort East		1			1
Bethel Lutheran Nursing & Rehabilitation Center		1			1
HOLLAND COMMUNITY HOSPITAL		1			1
CONCENTRA - OCALA		1			1
LIMA MEMORIAL HOSPITAL			1	100%	1
REFERENCE LABORATORY			1	100%	1
CANDLER HOSPITAL			1	100%	1
Shoreline Care Center			1	100%	1
DIMITT REGIONAL HOSPITAL			1	100%	1
BOND COUNTY HEALTH DEPARTMENT			1	100%	1
SACRED HEART HEALTH SYSTEM- MIDWIFE PROGRAM			1	100%	1
WYOMING OPCO, LLC DBA MEDILODGE OF WYO		1			1
WELLSTAR STUDENT SERVICES-MARIETTA CLINIC		1			1
MEMORIAL URGENT CARE CENTER -			1	100%	1
SJMC PHYSICIAN SERVICES			1	100%	1
CLEVELAND CLINIC OUTPATIENT LABORATORY			1	100%	1
COLOMBO'S PHARMACY		1			1
Hillside Rehab and Care Center			1	100%	1
CARESPOT EXPRESS HEALTHCARE BOYNTON BEACH			1	100%	1
Strasburg Care Center		1			1
TAMPA HEALTH CARE PROVIDERS PA		1			1

# COVID-19: testing by laboratory

Data through Apr 27, 2021 verified as of Apr 28, 2021 at 09:25 AM

Data in this report are provisional and subject to change.

The numbers in the table below represent the number of Florida and non-Florida residents for whom test results were received by the Department of Health. A person can be tested by more than one laboratory and can have both positive and negative results. **Therefore, the sum of the numbers in each column will be larger than the total number of people tested.**

Reporting lab	Inconclusive	Negative	Positive	Percent positive	Total
Indian Oaks Living Center		1			1
LRHS Pablo Urgent Care		1			1
NEW ERA COMMUNITY HEALTH CENTER LLC		1			1
ODESSA MEMORIAL HOSPITAL			1	100%	1
Kroger 838 - The Little Clinic Fairborn		1			1
CareATC - Columbia College #58		1			1
SYNERGENE LABORATORY			1	100%	1
FLORIDA ORTHOPAEDIC INSTITUTE SURGERY		1			1
LEGACY AT HIGHWOODS PRESERVE		1			1
DYNACARE NORTHWEST INC			1	100%	1
CRUSADER COMMUNITY HEALTH			1	100%	1
CDR MAGUIRE - STUART MISSION			1	100%	1
BHS PHYSICIAN NETWORK			1	100%	1
SCRIPPS MERCY HOSPITAL			1	100%	1
MOUNT SINAI CORAL GABLES			1	100%	1
DR PHILLIPS CENTER FOR WELLNESS		1			1
HIDALGO FAMILY CLINIC			1	100%	1
CARESPOT - OVIEDO			1	100%	1
DAVITA DIALYSIS-NORTH			1	100%	1
URGENT CARE CENTER OF PORT ORANGE LLC			1	100%	1
ADAPTIVE BIOTECHNOLOGIES			1	100%	1
Arch Plaza Nursing and Rehabilitation Center			1	100%	1
VA Boston HCS-Brockton Division		1			1
AMERICA'S ER SITE 002 LLC			1	100%	1
ER NEAR ME HULEN		1			1
PEDIATRICS AND FAMILY CARE, LLC			1	100%	1
Heartland of Pittsburgh PA, LLC		1			1
NORWOOD HEALTH CENTER		1			1
BAYLOR SCOTT & WHITE MEDICAL SURGICAL CLINIC			1	100%	1
MEADOWS PARK HEALTH AND REHABILITATION		1			1
BRIDGES AT LIFE CARE CENTER OF OCALA, THE			1	100%	1
FAIRVIEW SOUTHDAL			1	100%	1
WALGREENS #4086		1			1
HARRIS URGENT CARE CENTER			1	100%	1
CLERMONT PEDIATRICS, PA			1	100%	1
SMITH KLINE			1	100%	1
Kroger 500 - The Little Clinic Speedway		1			1
ANY LAB TEST NOW JACKSONVILLE		1			1
HARMONY HEALTHCARE ORLANDO INC		1			1
VA North May Outpatient Clinic		1			1
BETTER U BETTER LIFE WELLNESS LLC			1	100%	1
SIERRA HEALTH CARE CENTER		1			1
NOVANT HEALTH PRINCE WILLIAM WELLNESS CENTER			1	100%	1
PEDIATRIC PARTNERS OF ZEPHYRHILLS PA			1	100%	1
SEVEN HILLS HEALTHCARE GROUP LLC DBA		1			1
PASTEUR MEDICAL HIALEAH GARDEN LLC			1	100%	1
SHERIDAN VAMC		1			1



# COVID-19: testing by laboratory

Data through Apr 27, 2021 verified as of Apr 28, 2021 at 09:25 AM

Data in this report are provisional and subject to change.

The numbers in the table below represent the number of Florida and non-Florida residents for whom test results were received by the Department of Health. A person can be tested by more than one laboratory and can have both positive and negative results. **Therefore, the sum of the numbers in each column will be larger than the total number of people tested.**

Reporting lab	Inconclusive	Negative	Positive	Percent positive	Total
STEELFUSION CLINICAL TOXICOLOGY LABS			1	100%	1
1ST CHOICE URGENT CARE CENTER LLC			1	100%	1
HOME AIDE SVC OF EASTERN NY INC D/B/A		1			1
FHPG INTERNAL MEDICINE OF BRANDON			1	100%	1
LOVELACE WOMEN'S HOSPITAL		1			1
HEALTH PLUS SUNRISE MEDICAL OFFICE			1	100%	1
DESERT ROSE FL LLC		1			1
SPARTA HEALTH & REHAB		1			1
LADY LAKE FAMILY MEDICINE			1	100%	1
CONCIERGE INTERNAL MEDICINE ASSOCIATES			1	100%	1
PHOENIX MEDICAL CLINIC			1	100%	1
CARENOW URGENT CARE – SPRING			1	100%	1
IZ MEDICAL		1			1
MEDICAL CENTER OF TRINITY - MOB		1			1
WW Chem Auto SS			1	100%	1
BAPTIST HEALTH SURGERY CENTER			1	100%	1
PEDIATRIC SPECIALTY CLINIC COLLIER			1	100%	1
PACE UNIVERSITY HEALTH CARE		1			1
RIVERSIDE COUNTY PUBLIC HEALTH LABORATORY			1	100%	1
Kroger 618 - The Little Clinic Trail Creek Village		1			1
THE BRENNITY AT TRADITION			1	100%	1
ORAL & FACIAL SURGERY			1	100%	1
MEMORIAL MEDICAL CENTER			1	100%	1
CARE CONNECTIONS AT HOME LLC			1	100%	1
PIEDMONT QUICKCARE		1			1
UNLIMITED MEDICAL SERVICES OF FL PL DBA		1			1
ST VINCENTS OUTPATIENT IMAGING		1			1
Pathways Nursing and Rehabilitation Center		1			1
SMYTH COUNTY COMMUNITY HOSPITAL LABORATORY			1	100%	1
Kroger 968 - The Little Clinic Colerain Township		1			1
ODYSSEY HEALTH CARE OF MARION COUNTY LLC		1			1
JOHN PETER SMITH HOSPITAL- OB TRIAGE			1	100%	1
NAVARRO MEDICAL CENTERS LLC			1	100%	1
MINUTECLINIC DIAGNOSTIC OF VIRGINIA, LLC #10088		1			1
SHARP CHULA VISTA MEDICAL CENTER			1	100%	1
DOCTORS AFTER HOURS URGENT CARE CENTER			1	100%	1
UNC HOSPITALS			1	100%	1
DR JAMES D FORBES FAMILY CARE CENTER			1	100%	1
FAMILY & INTERNAL MEDICINE CENTER		1			1
LABORATORIO MEDICO CENTRAL CONDOMINO MD			1	100%	1
BAPTIST ASI			1	100%	1
NEW HANOVER REGIONAL MEDICAL CENTER			1	100%	1
LAKE VISTA DIALYSIS			1	100%	1
PREMIER MEDICAL CLINIC		1			1
ASHLEY PEDIATRICS DAY & NIGHT CLINIC			1	100%	1
ST. LUKE'S HOSPITAL			1	100%	1
Integrity Healthcare of Carbondale			1	100%	1

# COVID-19: testing by laboratory

Data through Apr 27, 2021 verified as of Apr 28, 2021 at 09:25 AM

Data in this report are provisional and subject to change.

The numbers in the table below represent the number of Florida and non-Florida residents for whom test results were received by the Department of Health. A person can be tested by more than one laboratory and can have both positive and negative results. **Therefore, the sum of the numbers in each column will be larger than the total number of people tested.**

Reporting lab	Inconclusive	Negative	Positive	Percent positive	Total
CHRISTUS GOOD SHEPHERD MEDICAL CENTER			1	100%	1
SANTA MONICA FERTILITY			1	100%	1
SOUTH SEMINOLE HOSPITAL POCT			1	100%	1
The Jordan Center		1			1
MANCHESTER COMMONS		1			1
HABANA HEALTH CARE CENTER			1	100%	1
ASSISTED LIVING AT TREZEVANT		1			1
DIVERSICARE OF BIG SPRINGS		1			1
MID FLORIDA COMMUNITY SERVICES			1	100%	1
UW MEDICINE CHU LAB			1	100%	1
YOUR HEALTH PEDIATRICS			1	100%	1
TERRELL URGENT CARE			1	100%	1
INTEGRITY SPINE AND ORTHOPEDICS LLC			1	100%	1
Aristacare at Cedar Oaks		1			1
ARKANSAS PUBLIC HEALTH LABORATORY		1			1
ISLANDS ASSISTED LIVING FACILITY,THE			1	100%	1
MOBILE MEDICAL UNIT- SAINT JOSEPH REG		1			1
WEST PENSACOLA DIALYSIS CENTER			1	100%	1
Brio of Johnston		1			1
bishop rehabilitation and nursing center		1			1
INDIAN RIVER CLINICAL LABORATORY, INC.		1			1
BALLAD HEALTH MEDICAL ASSOCIATES URGENT CARE			1	100%	1
Sharon Care Center			1	100%	1
Birmingham Nursing & Rehab Center		1			1
LAREDO CARE CLINIC NORTH		1			1
UF HEALTH - WILDLIGHT			1	100%	1
LOPEZ		1			1
NFRC CLINICAL LAB			1	100%	1
ANDERSON REGIONAL MEDICAL CENTER			1	100%	1
APEX HOME HEALTHCARE			1	100%	1
Medilodge of Mt. Pleasant		1			1
SENTARA AMBULATORY CARE CLINIC			1	100%	1
PREMIER FAMILY AND SPORTS MEDICINE LLC			1	100%	1
JACKSBORO URGENT CARE			1	100%	1
North Ottawa Care Center at Heartwood Lodge		1			1
RELIANCE HOME HEALTH CARE INC		1			1
TRUCARE LIVING CENTERS - SELMA			1	100%	1
ST JOHN'S MEDICAL CENTER, TETON VILLAGE			1	100%	1
NHC PLACE AT COOL SPRINGS		1			1
HUDSON REGIONAL HOSPITAL			1	100%	1
SPRING VALLEY HOSPITAL MEDICAL CENTER			1	100%	1
ALLIED PEDIATRICS & FAMILY MEDICINE			1	100%	1
VELOCITY URGENT CARE - LITTLE CREEK			1	100%	1
BRIDGEWATER AT WATERMAN VILLAGE			1	100%	1
CVS AZ9374POCT TUCSON		1			1
GATEWAY LABORATORIES		1			1
WAYNE COUNTY PUBLIC HEALTH		1			1

# COVID-19: testing by laboratory

Data through Apr 27, 2021 verified as of Apr 28, 2021 at 09:25 AM

Data in this report are provisional and subject to change.

The numbers in the table below represent the number of Florida and non-Florida residents for whom test results were received by the Department of Health. A person can be tested by more than one laboratory and can have both positive and negative results. **Therefore, the sum of the numbers in each column will be larger than the total number of people tested.**

Reporting lab	Inconclusive	Negative	Positive	Percent positive	Total
Troy Center for Rehabilitation & Nursing		1			1
ADVENTHEALTH IMAGING WINTERGARDEN		1			1
INLET CONCIERGE MEDICINE			1	100%	1
FINLAY MEDICAL RESEARCH CORP			1	100%	1
MIAMI VASCULAR SURGERY			1	100%	1
Kroger 350 - The Little Clinic New Cut Road		1			1
RIVERVIEW HOSPITAL D/B/A UNIVERSITY		1			1
NEMOURS CHILDREN'S PRIMARY CARE, ST CLOUD			1	100%	1
BRIDGEWAY CENTER INC			1	100%	1
RUBY MEMORIAL HOSP. LAB			1	100%	1
St Mary's d'Youville Pavilion		1			1
NLAC SUMMERBIO			1	100%	1
ST FRANCIS COLLEGE WELLNESS CENTER		1			1
OPTUM OF HIALEAH		1			1
AMD			1	100%	1
NORTHCREST PHYSICIAN SERVICES INC		1			1
BOYKIN		1			1
WESTMINSTER COLLEGE		1			1
MORGAN STANELY HEALTH CENTER		1			1
MED FIRST IMMEDIATE CARE AND FAMILY PRACTICE			1	100%	1
Brattleboro Crossings LLC dba Pine Heights at Brattleboro		1			1
FAST TEST NOW		1			1
Walgreens #9620		1			1
ORMOND PEDIATRICS PA			1	100%	1
Kroger 569 - The Little Clinic Gallatin		1			1
HEBER VALLEY HOSPITAL			1	100%	1
SWIFTCARE URGENT CARE, PLLC			1	100%	1
WALGREEN#12147		1			1
BETHESDA ON TURKEY CREEK			1	100%	1
COLER REHABILITATION AND NURSING CARE		1			1
MADISON AT OVIEDO			1	100%	1
SC-GA2018 MCCORMICK REHAB & HEALTHCARE		1			1
AML DIAGNOSTICS- ADV TESTING IN METABOLIC MEDICINE			1	100%	1
NORDX			1	100%	1
APS-SUMMIT CARE PHARMACY, LLC DBA OMNICARE		1			1
PARK AVENUE MEDICAL PROFESSIONALS PC		1			1
WEST FLORIDA HOSPITAL LABORATORY			1	100%	1
BROOKSVILLE REGIONAL HOSP PATIENT CARE SERVICES			1	100%	1
Kroger 541 - The Little Clinic Long Hollow Pike		1			1
OAKVIEW INC		1			1
ICARE		1			1
DAYTONA BEACH CENTRA CARE			1	100%	1
BLOOMINGDALE MEDICAL ASSOC			1	100%	1
SLIDELL MEMORIAL HOSPITAL			1	100%	1
BLACK SHEEP MEDICAL			1	100%	1
JOHN D. ARCHBOLD MEMORIAL HOSPITAL			1	100%	1
UF HEALTH FAMILY MEDICINE-GOODBYS CREEK			1	100%	1

# COVID-19: testing by laboratory

Data through Apr 27, 2021 verified as of Apr 28, 2021 at 09:25 AM

Data in this report are provisional and subject to change.

The numbers in the table below represent the number of Florida and non-Florida residents for whom test results were received by the Department of Health. A person can be tested by more than one laboratory and can have both positive and negative results. **Therefore, the sum of the numbers in each column will be larger than the total number of people tested.**

Reporting lab	Inconclusive	Negative	Positive	Percent positive	Total
COSTAMED GRUPO MEDICO			1	100%	1
LABONE		1			1
PALM COAST DRAW STATION/AMERICAN HEALTH ASSOCIATES		1			1
Villages of St.Peters		1			1
Elderwood at Lancaster		1			1
PATHOLOGYT & LAB MEDICINE SERVICES			1	100%	1
LAKE MARY DIALYSIS			1	100%	1
Kroger 909 - The Little Clinic Hamilton			1	100%	1
STONESPRINGS HOSPITAL CENTER			1	100%	1
NORTH MIAMI BEACH SURGICAL CENTER			1	100%	1
Summit Medical Group Morristown Oncology		1			1
DAYTONA BEACH DIALYSIS			1	100%	1
AURORA HEALTH CARE METRO INC			1	100%	1
MISSOURI DEPT. OF HEALTH			1	100%	1
MEMORIALCARE LONG BEACH MEDICAL CENTER			1	100%	1
CROWNPOINT HEALTHCARE FACILITY		1			1
BISHOP KEARNEY		1			1
ELKHART GENERAL HOSPITAL			1	100%	1
ABINGTON MEMORIAL HOSPITAL			1	100%	1
ELDERWOOD AT WAVERLY		1			1
DOCTORS CARE - GREER		1			1
WELLMED AT LONGWOOD			1	100%	1
UT HEALTH RIO GRANDE VALLEY PRIMARY CARE AT			1	100%	1
FAMILY MEDICAL CENTRE			1	100%	1
NATION'S BEST CARE HOME HEALTH			1	100%	1
WATERS EDGE ELEMENTARY SCHOOL			1	100%	1
Citadel		1			1
PHYSICIANS OF CENTRAL FLORIDA			1	100%	1
MOUNT SINAI MEDICAL CENTER AVENTURA ER			1	100%	1
Smg/North Jersey Hematology & Oncology		1			1
KNOX COMMUNITY HOSPITAL			1	100%	1
GARDENS PEDIATRICS LAB			1	100%	1
PARK CITY HOSPITAL - RESPIRATORY CARE SERVICES			1	100%	1
Chestnut Ridge Nursing & Rehab		1			1
CAMAI COMMUNITY HEALTH CENTER, INC			1	100%	1
BL DIAGNOSTICS LLC			1	100%	1
FLORIDA HOSPITAL LAB			1	100%	1
ALTAMONTE SPRINGS WALK IN MED CENTER			1	100%	1
SANTA BARABARA ALF LLC (THE WINDSOR)			1	100%	1
CURELOGICS WOUND CARE & HYPERBARIC CENTER		1			1
AUGUSTA HEALTH CLINICAL LABORATORY			1	100%	1
WEST COAST CLINICAL LABS INC			1	100%	1
Avera Sr. James Care Center		1			1
HOUSTON DEPARTMENT OF HEALTH AND HUMAN SERVICES			1	100%	1
HHCS PHARMACY INC			1	100%	1
Kroger 83 - The Little Clinic Rock Road		1			1
MEMORIAL SATILLA HEALTH			1	100%	1

# COVID-19: testing by laboratory

Data through Apr 27, 2021 verified as of Apr 28, 2021 at 09:25 AM

Data in this report are provisional and subject to change.

The numbers in the table below represent the number of Florida and non-Florida residents for whom test results were received by the Department of Health. A person can be tested by more than one laboratory and can have both positive and negative results. **Therefore, the sum of the numbers in each column will be larger than the total number of people tested.**

Reporting lab	Inconclusive	Negative	Positive	Percent positive	Total
MEDEXPRESS URGENT CARE - WAYNESBURG		1			1
MARINA DEL REY HOSPITAL LAB			1	100%	1
THE MEDICAL CENTER AT SCOTTSVILLE			1	100%	1
CORNERSTONE OF RECOVERY INC		1			1
Walgreens #10851		1			1
NORTHEAST BAPTIST HOSPITAL			1	100%	1
MEDEXPRESS URGENT CARE, EDWARDSVILLE		1			1
CVS AZ3749POCT GOODYEAR		1			1
CVS AZ7855POCT TUCSON		1			1
CHIPLEY DIALYSIS			1	100%	1
MARQUETTE GENERAL HOSPITAL			1	100%	1
MEDEXPRESS URGENT CARE - LINDEN		1			1
HEART HOSPITAL OF LAFAYETTE: EMERGENCY ROOM			1	100%	1
JOSEPH REINA PHARMACY INC DBA JRX PHAR		1			1
Long Beach Care Center			1	100%	1
PEDIATRIC ASSOCIATES - MIAMI LAKES		1			1
FIT4LIFE MEDICAL CENTER			1	100%	1
GINKGO BIOWORKS INC (CONCENTRIC)		1			1
Altenheim Senior Living		1			1
WMC HEALTH GROUP OF KISSIMMEE LLC			1	100%	1
BRITTNEY WHELIHAN IRWIN ARNP LLC			1	100%	1
MEDCOR, INC			1	100%	1
JMJ FAMILY PRACTICE			1	100%	1
BOULDER COMMUNITY HOSPITAL			1	100%	1
PARK AVENUE PEDIATRICS PC		1			1
PRIMARY CARE SERVICES AT WESTMINSTER V		1			1
CASA DE ORO CARE AND REHABILITATION CE		1			1
Signature Healthcare of Georgetown		1			1
LABORATORY SERVICES SGHS - CAMDEN		1			1
FOUNDCARE HEALTH			1	100%	1
TAMPA GENERAL MEDICAL GROUP LABORATORY HEALTHPARK			1	100%	1
Kroger 519 - The Little Clinic Staples Mill Road		1			1
MEDHELP			1	100%	1
PATIENT FIRST-GENERAL BOOTH			1	100%	1
Portsmouth Health and Rehab			1	100%	1
LOURDES URGENT CARE			1	100%	1
SPHERE DX			1	100%	1
ST. JOHN HOSPITAL & MEDICAL CENTER			1	100%	1
MANOR CARE OF DELRAY BEACH FL LLC		1			1
QLABS			1	100%	1
Advanced Rehabilitation of Vernon		1			1
UNIVERSITY OF TOLEDO MEDICAL CENTER			1	100%	1
SACRED HEART HOSPITAL NURSING			1	100%	1
SIGNATURE CARE MEMORIAL CITY			1	100%	1
PHOEBE PRIMARY CARE CAMILLA			1	100%	1
FAMILY MEDICAL CARE OF MOUNT DORA INC			1	100%	1
CONCORDIA MANOR			1	100%	1



# COVID-19: testing by laboratory

Data through Apr 27, 2021 verified as of Apr 28, 2021 at 09:25 AM

Data in this report are provisional and subject to change.

The numbers in the table below represent the number of Florida and non-Florida residents for whom test results were received by the Department of Health. A person can be tested by more than one laboratory and can have both positive and negative results. **Therefore, the sum of the numbers in each column will be larger than the total number of people tested.**

Reporting lab	Inconclusive	Negative	Positive	Percent positive	Total
KIOSK MEDICINE OF KENTUCKY LLC		1			1
HILTON HEAD HOSPITAL/INPATIENT			1	100%	1
MISSION HOSPITAL – MEMORIAL CAMPUS			1	100%	1
Coos County Nursing Home		1			1
SOUTHEAST MISSOURI HOSPITAL		1			1
NORTHEAST GEORGIA HEALTH SYSTEM			1	100%	1
ST. MICHAEL'S ELITE HOSPITAL			1	100%	1
CVS OH3306POCT AKRON		1			1
BSA PHYSICIANS GROUP, INC D/B/A BSA FAMILY MEDICAL			1	100%	1
Kingston Care Center of Fort Wayne		1			1
BOCA CIEGA CENTER			1	100%	1
GARDEN VIEW CARE CENTER		1			1
CENTRAL JERSEY URGENT CARE OF GREEN BR		1			1
ALDEN PHARMACY		1			1
PALM BEACH COUNTY SHERIFF OFFICE			1	100%	1
ELMCROFT OF TIMBERLIN PARC			1	100%	1
REDSTONE REHABILITATION & NURSING CENT		1			1
AUBURNDALE DOCTOR TODAY			1	100%	1
RANDOLPH-MACON COLLEGE			1	100%	1
FREDERICK AVENUE GROUP HOME		1			1
MEMORIAL HOSPITAL MIRAMAR WAIVED TESTING			1	100%	1
CENTRAL FLORIDA HOSPITALIST			1	100%	1
UT MD ANDERSON CANCER CENTER-TUMOR MARKER LAB			1	100%	1
LAKELAND REGIONAL HEALTH AUBURNDALE		1			1
ELAN MANATEE			1	100%	1
SOMA MEDICAL CENTER PA #2 OAKLAND			1	100%	1
CVS KS8573POCT OVERLAND PARK		1			1
URGENT CARE OF FORT LAUDERDALE INC			1	100%	1
ADVANCED INDIVIDUALIZED MEDICINE OF NAPLES			1	100%	1
NORTHERN KENTUCKY HEALTH DEPARTMENT			1	100%	1
RIVERVIEW HOSPITAL	1				1
TREASURE COAST MEDICAL CONCIERGE LLC			1	100%	1
METRO HEALTH HOSPITAL LABORATORY		1			1
CONNECTICUT CVS PHARMACY, LLC		1			1
UNIVERSITY PLACE NURSING CENTER		1			1
GEAUGA REGIONAL HOSPITAL		1			1
TRUMAN MEDICAL CENTER - HOSPITAL HILL			1	100%	1
ALPHA CLINICAL LABORATORY CORP.			1	100%	1
Alden Lincoln Park			1	100%	1
LAKELAND MEDICAL CENTER			1	100%	1
GREATER MIAMI DIALYSIS			1	100%	1
ASHLEY PEDIATRICS DAY AND NIGHT CLINIC			1	100%	1
Parkview Care Center			1	100%	1
Pelican Health Norfolk			1	100%	1
ALIMETRIX INC		1			1
The Evangelical Lutheran Good Samaritan Society Prescott Village		1			1
KNAPP MEDICAL GROUP			1	100%	1

# COVID-19: testing by laboratory

Data through Apr 27, 2021 verified as of Apr 28, 2021 at 09:25 AM

Data in this report are provisional and subject to change.

The numbers in the table below represent the number of Florida and non-Florida residents for whom test results were received by the Department of Health. A person can be tested by more than one laboratory and can have both positive and negative results. **Therefore, the sum of the numbers in each column will be larger than the total number of people tested.**

Reporting lab	Inconclusive	Negative	Positive	Percent positive	Total
SOUTHWEST VIRGINIA COMMUNITY HEALTH SYSTEMS			1	100%	1
DAVENPORT DIALYSIS CENTER		1			1
Belvoir Woods Health Care Center at The Fairfax		1			1
UNIVERSAL DIAGNOSTICS LABORATORIES			1	100%	1
CVS AZ10529POCT SCOTTSDALE		1			1
CLINICAL CARE, INC			1	100%	1
EXAC CARE CROSSVILLE		1			1
IMMEDIATE CARE MEDICAL CENTER			1	100%	1
ABE'S GARDEN/PARK MANOR APARTMENTS		1			1
DR DAN C TRIGG MEMORIAL HOSPITAL		1			1
Dexter Health Care		1			1
HARBOR OAKS GOLDEN YEARS			1	100%	1
FAMILY MEDICINE AT CELEBRATION		1			1
MCH PHYSICIANS GROUP			1	100%	1
VA COMMUNITY BASED CLINIC - LAKE CITY			1	100%	1
SUSAN F WILLIAMS MD PA			1	100%	1
Valley Center (WV)			1	100%	1
Courtenay Springs Village			1	100%	1
NORTHSIDE PEDIATRICS & ADOLESCENT MEDI		1			1
Moab Regional Hospital			1	100%	1
Oakland Nursing and Rehabilitation Center		1			1
INFECTION CONTROL DEPT			1	100%	1
HEALTHCARE FOR THE HOMELESS			1	100%	1
UF HEALTH EMERGENCY CENTER LABORATORY		1			1
CLEMENT MANOR HEALTH CENTER		1			1
PRIMARY AND URGENT CARE			1	100%	1
CSL PLASMA LAB			1	100%	1
Cloverdale Rehabilitation and Nursing Center		1			1
FAMILY PRACTICE ASSOCIATES		1			1
CHP COVID-19 (TX)			1	100%	1
Abernethy Laurels		1			1
UMMC MIDTOWN CAMPUS			1	100%	1
WALGREENS # 03608			1	100%	1
ALAFAYA WOODS FAMILY MEDICAL CENTER		1			1
Heritage Health of Peru			1	100%	1
OCEANVIEW NURSING AND REHABILITAION CENTER			1	100%	1
Kroger 970 - The Little Clinic Westfield			1	100%	1
EMERSON HOSPITAL LABORATORY			1	100%	1
CULVER CITY URGENT CARE			1	100%	1
SPINE & PAIN CONSULTANT PLLC		1			1
WYOMING COUNTY DEPARTMENT OF HEALTH		1			1
MEDEXPRESS URGENT CARE - PINE BLUFF S		1			1
CONVENIENT MEDICAL AND HEALTH SERVICES			1	100%	1
MORNINGSIDE NURSING AND REHABILITATION		1			1
FRONT PORCH PEDIATRICS PLLC			1	100%	1
CARESOUTH HHA HOLDINGS OF VIRGINIA, LLC			1	100%	1
THE HOSPITALS OF PROVIDENCE EMERGENCY ROOM			1	100%	1

# COVID-19: testing by laboratory

Data through Apr 27, 2021 verified as of Apr 28, 2021 at 09:25 AM

Data in this report are provisional and subject to change.

The numbers in the table below represent the number of Florida and non-Florida residents for whom test results were received by the Department of Health. A person can be tested by more than one laboratory and can have both positive and negative results. **Therefore, the sum of the numbers in each column will be larger than the total number of people tested.**

Reporting lab	Inconclusive	Negative	Positive	Percent positive	Total
St. Anne Home		1			1
DE TAR HOSPITAL			1	100%	1
Grand Junction VAMC		1			1
KINGWOOD EMERGENCY HOSPITAL			1	100%	1
HACKENSACK UNIVERSITY MEDICAL CENTER		1			1
ABSOLUTE HEALTHCARE			1	100%	1
CHI ST ALEXIUS TRANSITIONAL CARE UNIT		1			1
CEPERO PEDIATRICS PA			1	100%	1
MIAMI-DADE COUNTY HEALTH DEPT.		1			1
Kroger 433 - The Little Clinic Atoka		1			1
VIRGINIA CVS PHARMACY, LLC DBA CVS/PHARMACY #1884		1			1
PROGRESSIVE MEDICAL LAB LLC			1	100%	1
Newton Wellesley Center for Alzheimer's Care		1			1
SHAMRA MEDICAL LABORATORY			1	100%	1
SKY RIDGE MEDICAL CENTER - MICRO			1	100%	1
MOUNT SINAI MEDICAL CENTER OF FLORIDA INC			1	100%	1
MEMORIAL HERMANN MEDICAL GROUP-ATASCOCITA PEDS			1	100%	1
PALMETTO LANDING			1	100%	1
HAYS CLINICAL LAB			1	100%	1
APPLECARE URGENT CARE KINGSLAND			1	100%	1
NORTHSIDE FAMILY MEDICINE		1			1
Peninsula Nursing and Rehabilitation Center		1			1
WINTER GARDEN CHILDREN'S HEALTH CENTERS			1	100%	1
Brakeley Park Center		1			1
BRONSON METHODIST HOSPITAL			1	100%	1
BMC MAYPORT			1	100%	1
AMERICAN DRUG TESTING LAB LLC			1	100%	1
BROCK HUGHES MEDICAL CENTER			1	100%	1
CONCIERGE IV NUTRITION			1	100%	1
BLUFFTON HEALTH CENTER			1	100%	1
PIEDMONT NEWTON HOSPITAL		1			1
MARYLAND DEPARTMENT OF HEALTH AND MENTAL HYGIENE-LABORATORIES			1	100%	1
FIU HEALTH CARE CENTER			1	100%	1
PATHOLOGY		1			1
WASHINGTON CENTER FOR REHABILITATION A		1			1
EASTSIDE URGENT CARE			1	100%	1
URGENT CARE 24/7 TAMPA			1	100%	1
PANCARE HEALTH - CARR ELEM & MIDDLE SCHOOL			1	100%	1
MCCORMICK AMBULANCE		1			1
MARTIN ARMY COMMUNITY HOSPITAL			1	100%	1
Kroger 717 - The Little Clinic Dolphin Drive			1	100%	1
HARDEN DIALYSIS		1			1
MEA PRIMARY CARE PLUS BYRAM			1	100%	1
LOUIS A JOHNSON VAMC		1			1
THE CLINIC ON SIXTH			1	100%	1
PM PEDIATRICS PC			1	100%	1
ELATION HEALTH		1			1

# COVID-19: testing by laboratory

Data through Apr 27, 2021 verified as of Apr 28, 2021 at 09:25 AM

Data in this report are provisional and subject to change.

The numbers in the table below represent the number of Florida and non-Florida residents for whom test results were received by the Department of Health. A person can be tested by more than one laboratory and can have both positive and negative results. **Therefore, the sum of the numbers in each column will be larger than the total number of people tested.**

Reporting lab	Inconclusive	Negative	Positive	Percent positive	Total
Walgreens #10988		1			1
PULMONARY MEDICINE		1			1
CSI LABORATORIES FLORIDA			1	100%	1
WARREN GENERAL HOSPITAL			1	100%	1
NORTH COUNTY MEDICAL LAB			1	100%	1
BROOKS REHAB			1	100%	1
NORTH BROWARD MEDICAL CENTER			1	100%	1
NORTH BREVARD CHILDRENS MEDICAL CENTER			1	100%	1
CENTRAL FLA PEDIATIC URGENT CARE LLC		1			1
KROGER 915 - THE LITTLE CLINIC ANDERSON			1	100%	1
GATEWAY HEALTHCARE, PC			1	100%	1
PHYSICIANS LAB INC			1	100%	1
UMASS MEMORIAL/MARLBORO HOSPITAL			1	100%	1
LAKE WALES DIALYSIS CENTER			1	100%	1
KIDZ FAMILY CARE			1	100%	1
ASSOCIATESMD			1	100%	1
ALL CHILDRENS PEDIATRIC CLINIC			1	100%	1
OCEAN PEDIATRIC CARE			1	100%	1
Ideal Senior Living Center		1			1
ACCURATE HEALTH SERVICES CORP			1	100%	1
MEDICAL UNIVERSITY OF SOUTH CAROLINA			1	100%	1
WINTER HAVEN DIALYSIS		1			1
INTERFAITH MEDICAL CENTER		1			1
ST JOHNS EPISCOPAL HOSPITAL SOUTH SHORE		1			1
PCR DIAGNOSTICS			1	100%	1
MICROBIOLOGY DEPARTMENT			1	100%	1
APPLECARE URGENT CARE			1	100%	1
MERCYONE DES MOINES MEDICAL CENTER			1	100%	1
UNIVERSITY OF WASHINGTON DEPT OF LAB MEDICINE			1	100%	1
CARE ADVANTAGE			1	100%	1
VELOCITY URGENT CARE - REDMILL			1	100%	1
HOSPICE OF MARION COUNTY INC			1	100%	1
ARBOR DIAGNOSTICS, INC		1			1
SHARON REGIONAL MEDICAL CENTER			1	100%	1
ROAN MOUNTAIN MEDICAL CENTER			1	100%	1
THE CHILDREN'S HOSPITAL OF PHILADELPHIA		1			1
DIGNITY HEALING LLC			1	100%	1
Village Crest Center for Health & Rehabilitation		1			1
Cornerstone at the Ranch		1			1
MONROE COUNTY PUBLIC HEALTH DEPARTMENT			1	100%	1
CARESPOT - OCOEE			1	100%	1
BEACHSIDE DETOX		1			1
MARY WASHINGTON HOSPITAL HOME HEALTH AGENCY	1				1
Tremont Health & Rehabilitation Center		1			1
NORTH SHORE HEMATOLOGY-ONCOLOGY ASSOCI		1			1
CARILION CLINIC LAB TESTING SITE-POSTAL		1			1
FLORIDA DEPARTMENT OF HEALTH IN BROWARD COUNTY		1			1

# COVID-19: testing by laboratory

Data through Apr 27, 2021 verified as of Apr 28, 2021 at 09:25 AM

Data in this report are provisional and subject to change.

The numbers in the table below represent the number of Florida and non-Florida residents for whom test results were received by the Department of Health. A person can be tested by more than one laboratory and can have both positive and negative results. **Therefore, the sum of the numbers in each column will be larger than the total number of people tested.**

Reporting lab	Inconclusive	Negative	Positive	Percent positive	Total
ManorCare Health Services/ York South		1			1
UC TAMiami			1	100%	1
OCCUPATIONAL HEALTH CENTER		1			1
MEDICAL ARTS LABORATORY			1	100%	1
HEALTH DIV OAK RIDGE NATL LABORATORY		1			1
SOLDIERS' HOME OF HOLYOKE		1			1
ALBANNA PEDIATRICS CENTER			1	100%	1
URGENT CARE OF KANSAS CITY			1	100%	1
WATERBURY HOSPITAL REFERENCE LAB			1	100%	1
MEDTOWN PHARMACY			1	100%	1
LP ELIZABETHTON		1			1
BAYLOR SCOTT AND WHITE MEDICAL CENTER -CENTENNIAL			1	100%	1
MIDWEST COVENANT HOME, INC		1			1
Medilodge of Kalamazoo		1			1
EXPRESS WALK IN MEDICAL CENTER			1	100%	1
SYCAMORE MEDICAL CENTER-KETTERING HEALTH NETWORK			1	100%	1
ORANGE PEDIATRICS PA			1	100%	1
HARDEE COUNTY FIRE RESCUE		1			1
ANDREWS INSTITUTE AMBULATORY SURGERY CENTER		1			1
Wrightsville Manor Health and Rehab		1			1
Walgreens #5914		1			1
ASCARATE DIALYSIS			1	100%	1
COMMUNITY URGENT CARE PC			1	100%	1
Kroger 97 - The Little Clinic Hutchinson		1			1
CVS MO8564POCT INDEPENDENCE		1			1
KINGWOOD EMERGENCY CENTER			1	100%	1
SALTZER URGENT CARE			1	100%	1
C V S / PHARMACY #4396		1			1
QUICKCARE HEALTH, INC			1	100%	1
BROOKDALE FORT MYERS LAKES PARK			1	100%	1
ADAMS COUNTY HEALTH DEPARTMENT			1	100%	1
CVS MA1875POCT ASHLAND			1	100%	1
Keller Landing Center		1			1
Longwood Community Living Center		1			1
Brookdale Southside			1	100%	1
PUBLIX PHARMACY # 1236			1	100%	1
AFTER HOURS CARE OF AMERICUS INCORPORA			1	100%	1
Wayne County Nursing Home		1			1
SANDPIPER CLUSTER		1			1
Glen Haven Health and Rehabilitation LLC		1			1
JOSHUA E CHESIR MD		1			1
SOMA MEDICAL CENTER PA #2			1	100%	1
UPMC NORTHWEST HOSPITAL			1	100%	1
ADVOCATE GOOD SAMARITAN			1	100%	1
Kroger 523 - The Little Clinic Dickson			1	100%	1
GEORGETOWN URGENT CARE			1	100%	1
JOHNSON MEDICAL SERVICES			1	100%	1



# COVID-19: testing by laboratory

Data through Apr 27, 2021 verified as of Apr 28, 2021 at 09:25 AM

Data in this report are provisional and subject to change.

The numbers in the table below represent the number of Florida and non-Florida residents for whom test results were received by the Department of Health. A person can be tested by more than one laboratory and can have both positive and negative results. **Therefore, the sum of the numbers in each column will be larger than the total number of people tested.**

Reporting lab	Inconclusive	Negative	Positive	Percent positive	Total
CHILDREN'S AT CHAMBLEE BROOKHAVEN URGE		1			1
Kroger 805 - The Little Clinic Lewis Center		1			1
Waddell Nursing & Rehab Center		1			1
CHILTON MEDICAL CENTER		1			1
CARE STATION MEDICAL GROUP		1			1
MODERN URGENT CARE			1	100%	1
Biopharmaceutics Laboratory Section		1			1
Northern Nevada State Veterans Home		1			1
NORTH FLORIDA CHILD DEVELOPMENT, INC			1	100%	1
Kroger 086 - The Little Clinic Broomfield-Sheridan		1			1
MAYO MEDICAL LABORATORIES			1	100%	1
IMMY LABS			1	100%	1
MINUTECLINIC DIAGNOSTIC OF NH, LLC (CL		1			1
NORTHWEST FLORIDA SPECIALTY PHYSICIANS LLC		1			1
ARISTACARE AT MANCHESTER		1			1
PATHOLOGY ASSOCIATES			1	100%	1
Seal Rock Healthcare		1			1
CVS TN6394POCT BRENTWOOD		1			1
SONORAN DESERT PATHOLOGY			1	100%	1
HERITAGE HEALTHCARE CENTER AT TALLAHASSEE			1	100%	1
WESTCHESTER MEDICAL CENTER ADVANCED		1			1
BROOKDALE FORT WALTON BEACH			1	100%	1
SAINT JOSEPH'S HOSPITAL AND MEDICAL CENTER		1			1
Wexner Heritage House			1	100%	1
TCPA CLINICAL LABORATORIES			1	100%	1
US PUBLIC HEALTH SERVICE HOSPITAL			1	100%	1
MEMORIAL HOSPITAL - BELLEVILLE			1	100%	1
STEWART MEDICAL GROUP INC			1	100%	1
MINUTECLINIC DIAGNOSTIC OF TN PC #6437		1			1
BIOMAT USA INC			1	100%	1
TILE PHARMACY		1			1
PINNACLE DIALYSIS		1			1
LOUIS STOKES CLEVELAND VA MEDICAL CENTER			1	100%	1
WAYNE MEMORIAL HOSPITAL		1			1
SOUTHEASTERN HEALTH FACILITES, INC		1			1
SAINT AGNES HOSPITAL			1	100%	1
SOUTHWEST ORLANDO FAMILY MEDICINE, PL			1	100%	1
CENTRAL TX URGENT CARE			1	100%	1
VALLEY HOSPITAL MEDICAL CENTER		1			1
KENNEDY BOULEVARD DIALYSIS			1	100%	1
PRIMARY CARE GROUP LLC		1			1
PRACTITIONERS IN MOTION			1	100%	1
LITTLE COMPANY OF MARY HOSPITAL			1	100%	1
Victoria Manor		1			1
SAN ANTONIO DERMATOLOGY AND MEDICAL SPA			1	100%	1
KAISER PERMANENTE REGIONAL REFERENCE LABORATORY		1			1
KODIAK AREA NATIVE ASSOCIATION-KANA			1	100%	1

# COVID-19: testing by laboratory

Data through Apr 27, 2021 verified as of Apr 28, 2021 at 09:25 AM

Data in this report are provisional and subject to change.

The numbers in the table below represent the number of Florida and non-Florida residents for whom test results were received by the Department of Health. A person can be tested by more than one laboratory and can have both positive and negative results. **Therefore, the sum of the numbers in each column will be larger than the total number of people tested.**

Reporting lab	Inconclusive	Negative	Positive	Percent positive	Total
CAREFIRST URGENT CARE - BEECHMONT			1	100%	1
WINDSOR MANOR			1	100%	1
WALGREENS #04786		1			1
NORTH FLORIDA REGIONAL MEDICAL CENTER EMERGENCY			1	100%	1
Garden View Care Center at Dougherty Ferry		1			1
KROGER 785 - THE LITTLE CLINIC DIXIE HWY		1			1
DESERT SPRINGS HOSPITAL			1	100%	1
UT HEALTH RGV CLINICAL LABORATORY			1	100%	1
AdventHealth Care Center Zephyrhills North			1	100%	1
UF HEALTH THE VILLAGES			1	100%	1
AFTER HOURS CLINIC			1	100%	1
St. Ann Rehabilitation and Nursing Center		1			1
Lakeland Nursing and Rehabilitation Center LLC		1			1
FLAGLER COUNTY BOARD OF COUNTY COMMISSIONERS			1	100%	1
Erwin Health Care Center		1			1
Willow Ridge Center		1			1
The Carrington		1			1
LAKE REGIONAL HEALTH			1	100%	1
MOSOLF PEDIATRICS PA			1	100%	1
PATIENT FIRST - HAMILTON		1			1
YOUR HEALTH PEDIATRICS INC			1	100%	1
ONPOINT URGENT CARE			1	100%	1
Country View of Sunbury			1	100%	1
COMMUNITY MEDICAL CARE			1	100%	1
CASS LAKE PHS INDIAN HOSPITAL		1			1
EVENTIDE LUTHERAN HOME		1			1
NCH HEALTHCARE CREEKSIDE ENDOSCOPY			1	100%	1
STANLY REGIONAL MEDICAL CENTER			1	100%	1
FLORIDA STATE UNIVERSITY HEALTH SERVICES			1	100%	1
Central Alabama Veterans HCS - West Campus		1			1
FLORIDA MEDICAL CLINIC, PA		1			1
Garden Villa Bedford		1			1
COSTCO PHARMACY #1023			1	100%	1
AIRPORT MEDICAL SOLUTIONS ORLANDO			1	100%	1
DR. K PEDIATRICS			1	100%	1
PARTNERS IN PRIMARY CARE		1			1
Shelbyville Manor		1			1
LEESBURG DIALYSIS CENTER		1			1
NEW ERA HEALTH CENTER INC		1			1
LEE HEALTH KIDS URGENT CARE		1			1
HOWELL BRANCH COURT			1	100%	1
BAXTER REGIONAL MEDICAL CENTER			1	100%	1
PARK AVENUE DERMATOLOGY NORTH			1	100%	1
Mission Arch Center		1			1
WAYCROSS INTRTNAL MEDICINE			1	100%	1
Vibralife of El Paso Rehabilitation Center			1	100%	1
TRAVIS LEE THOMPSON MD			1	100%	1

# COVID-19: testing by laboratory

Data through Apr 27, 2021 verified as of Apr 28, 2021 at 09:25 AM

Data in this report are provisional and subject to change.

The numbers in the table below represent the number of Florida and non-Florida residents for whom test results were received by the Department of Health. A person can be tested by more than one laboratory and can have both positive and negative results. **Therefore, the sum of the numbers in each column will be larger than the total number of people tested.**

Reporting lab	Inconclusive	Negative	Positive	Percent positive	Total
Woodstock Nursing and Rehabilitation Center		1			1
CDPH K-12 SCHOOL LABORATORIES (HILLSBOROUGH CITY SCHOOL DISTRICT)			1	100%	1
VALUE DRUG STORES INC		1			1
HYDE PARK MEDICAL CENTER		1			1
OPTIMAL MEDICINE INC		1			1
CONNECTICUT PEDIATRICS @ CHC		1			1
VISTA DEL SOL MED ASSOC		1			1
Bivins Pointe			1	100%	1
KINGMAN REGIONAL MEDICAL CENTER			1	100%	1
Kroger 447 - The Little Clinic Lebanon		1			1
Kroger 825 - The Little Clinic Dorothy Lane		1			1
Vi at Aventura		1			1
POMPANO BEACH ARTIFICIAL KIDNEY CENTER			1	100%	1
			1	100%	1
Kroger 57 - The Little Clinic Jay C Charlestown		1			1
WALGREENS #06025		1			1
POETS WALK SARASOTA			1	100%	1
SHANNON CLARK OD, PA			1	100%	1
FREEPORT ER DOX URGENT CARE		1			1
INTERNAL MEDICINE ASSOCIATES		1			1
APPLECARE URGENT CARE JESUP			1	100%	1
OAKWOOD HOSPITAL - DEARBORN LAB			1	100%	1
PUTNAM CO HOSPITAL-D/B/A ASBURY TOWERS		1			1
El Paso Health Care Center			1	100%	1
MCR HEALTH MEDICAL EXPRESS			1	100%	1
PALM SPRINGS GENERAL HOSPITAL			1	100%	1
WELLCARE URGENT CARE			1	100%	1
LIFE CARE CENTER OF GWINNETT		1			1
OPTI MED PHARMACY		1			1
LINCOLN COUNTY MEDICAL CENTER		1			1
Arlington Health and Rehabilitation		1			1
LOUNDY		1			1
BRIDGEWATER PARK ASSISTED LIVING LLC			1	100%	1
MEDPOST URGENT CARE - CIBOLO			1	100%	1
PRINCIPLE DIAGNOSTICS LLC			1	100%	1
DEPARTMENT OF HEALTH SERVICES			1	100%	1
PEDIATRIC URGENT CARE CENTR OF FORT WORTH-LA GRAN			1	100%	1
BETHESDA HEALTH PHYSICIANS GROUP		1			1
LANGLEY DIALYSIS			1	100%	1
Kroger 531 - The Little Clinic Waterville		1			1
AUGUSTA HEALTH SD			1	100%	1
HOLYCROSS URGENT CARE AND IMAGING CENTER		1			1
B2 URGENT CARE			1	100%	1
COLUMBIA CREST CARE & RAHAB		1			1
CLEVELAND CLINIC AKRON GENERAL			1	100%	1
CHC SOUTHWEST FLORIDA LAB-LIVE			1	100%	1
APC HEALTH LLC			1	100%	1

# COVID-19: testing by laboratory

Data through Apr 27, 2021 verified as of Apr 28, 2021 at 09:25 AM

Data in this report are provisional and subject to change.

The numbers in the table below represent the number of Florida and non-Florida residents for whom test results were received by the Department of Health. A person can be tested by more than one laboratory and can have both positive and negative results. **Therefore, the sum of the numbers in each column will be larger than the total number of people tested.**

Reporting lab	Inconclusive	Negative	Positive	Percent positive	Total
UNITYPOINT HEALTH TRINITY			1	100%	1
BAPTIST HOSPITAL EAST			1	100%	1
Linley Park Rehabilitation & Healthcare Center		1			1
PINEVILLE PHARMACY			1	100%	1
Remarkable Healthcare Dallas			1	100%	1
JAMES A HENRY MD LLC			1	100%	1
RAAZI CLINICAL LABORATORY LLC			1	100%	1
Excel Care Center			1	100%	1
WALGREENS #07589		1			1
Encompass Health Rehab Hosp Harmarville		1			1
CVS IL2297652CV CHICAGO		1			1
GPI MEDICAL CENTER, INC			1	100%	1
TITAN GENOMICS, LLC			1	100%	1
ADVENTHEALTH DURAND			1	100%	1
Dugan Memorial Home		1			1
Kroger 126 - The Little Clinic Cottonwood		1			1
TITUSVILLE TOWERS ASSISTED LIVING		1			1
STAYING HEALTHY MEDICAL SERVICES			1	100%	1
LADY OF THE SEA HOSPITAL LAB			1	100%	1
OHIOHEALTH URGENT CARE			1	100%	1
LAURELS OF ATHENS, THE		1			1
MEDEX CLINIC LLC			1	100%	1
Kingston of Ashland		1			1
WALGREENS #12624		1			1
Advanced Health Care of St. George		1			1
ESOTERIC LAB			1	100%	1
THOMAS HOSPITAL			1	100%	1
PHOENIX PROGRAMS OF FLORIDA INC		1			1
BAPTIST HEALTH ASI			1	100%	1
BATESVILLE - SHERWOOD URGENT CARE			1	100%	1
RIVERSIDE PEDIATRIC GROUP, INC		1			1
NEW YORK PRESBYTERIAN HOSPITAL			1	100%	1
RIVERSIDE REGIONAL MED CENTER			1	100%	1
MERCY HOME		1			1
West Bay of Tampa Center			1	100%	1
OASIS FAMILY RESORT IN THE SPRINGS LLC		1			1
UNIVERSITY OF NORTH CAROLINA HOSPITALS			1	100%	1
SAINT ALPHONSUS REGIONAL MEDICAL CENTER			1	100%	1
MAHONEY PEDIATRICS PA			1	100%	1
BEAUMONT HOSPITAL, GROSSE POINTE			1	100%	1
ADVANCED URGENT CARE PLLC		1			1
SEPULVEDA OUTPATIENT AND NURSING HOME CARE			1	100%	1
SHANDSCAIR FLIGHT PROGRAM			1	100%	1
VICTORIA PAIN AND REHABILITATION CENTER			1	100%	1
FAMILY PHYSICIANS OF WINTER PARK, INC			1	100%	1
CLUB HEALTH AND REHABILITATION CENTER, THE		1			1
ORDRS, INC.			1	100%	1

# COVID-19: testing by laboratory

Data through Apr 27, 2021 verified as of Apr 28, 2021 at 09:25 AM

Data in this report are provisional and subject to change.

The numbers in the table below represent the number of Florida and non-Florida residents for whom test results were received by the Department of Health. A person can be tested by more than one laboratory and can have both positive and negative results. **Therefore, the sum of the numbers in each column will be larger than the total number of people tested.**

Reporting lab	Inconclusive	Negative	Positive	Percent positive	Total
Maple Lane Nursing Home		1			1
Eagle Point Health Care Center		1			1
WELLSTAR KENNESAW MEDICAL CENTER		1			1
Redwood Springs Healthcare			1	100%	1
FELD ENTERTAINMENT			1	100%	1
Kroger 410 - The Little Clinic Trinity		1			1
PUBLIX PHARMACY #0332		1			1
Metairie Healthcare Center			1	100%	1
GREYSTONE HOME HEALTH OF GREATER ORLANDO LLC		1			1
CAREATC - WISCONSIN PIPE-FITTERS			1	100%	1
SCRIPTS PLUS INC DBA THE MEDICINE SHOP		1			1
BROOKDALE AVONDALE (BU 04360)			1	100%	1
TWIN			1	100%	1
SOUTHERN OHIO MEDICAL CENTER			1	100%	1
NULL			1	100%	1
CARLTON SHORES HEALTH AND REHABILITATION CENTER			1	100%	1
ARNOLD PALMER HOSPITAL LAB POCT		1			1
BASCOM PALMER-MICRO LAB			1	100%	1
SISTERS MISSION			1	100%	1
ALL AMERICAN FAMILY AND GERIATRIC CARE			1	100%	1
ABBOTT LABORATORIES ROSS PRODUCTS			1	100%	1
TRADITIONAL MEDICINE CENTER			1	100%	1
Pontotoc Health and Rehab		1			1
ORANGETOWN PEDIATRICS ASSOCIATES		1			1
NEVADA RURAL HOUSING AUTHORITY			1	100%	1
DIAGNOSTIC GROUP INTEGRATED HEALTHCARE			1	100%	1
UNIVERISTY HOSPITAL			1	100%	1
CENTRAL FLORIDA ADULT MEDICINE		1			1
DIRECT PRIMARY CARE OF BURLESON			1	100%	1
REEVES COUNTY HOSPITAL DISTRICT			1	100%	1
CHATEAU TERREBONNE HEALTH CARE		1			1
CVS IN6536POCT KOKOMO		1			1
SUMMIT COUNTY PUBLIC HEALTH DEPARTMENT			1	100%	1
Grays Harbor Health and Rehabilitation		1			1
WVU MEDICINE AT SUNCREST TOWNE CENTRE			1	100%	1
AUTUMN CARE OF STATESVILLE, LLC		1			1
MEDEXPRESS URGENT CARE, LEBANON		1			1
Encompass Health Littleton		1			1
Manor Care Health Care Services - Williamsport North		1			1
MISSION HOSPITAL			1	100%	1
MERITER LABORATORIES			1	100%	1
DOCTORS CHOICE HOME CARE INC			1	100%	1
PATIENT FIRST - FAIRFAX			1	100%	1
ADVENTHEALTH MEDICAL GROUP SENIOR HEALTH AT			1	100%	1
HILLSBORO MEDICAL CENTER MAIN LABORATO		1			1
The Pines at Poughkeepsie Center for Nursing and Rehabilitation		1			1
CVS TX7431POCT ROWLETT		1			1



# COVID-19: testing by laboratory

Data through Apr 27, 2021 verified as of Apr 28, 2021 at 09:25 AM

Data in this report are provisional and subject to change.

The numbers in the table below represent the number of Florida and non-Florida residents for whom test results were received by the Department of Health. A person can be tested by more than one laboratory and can have both positive and negative results. **Therefore, the sum of the numbers in each column will be larger than the total number of people tested.**

Reporting lab	Inconclusive	Negative	Positive	Percent positive	Total
BAYCARE OUTREACH LAB AT NEW TAMPA			1	100%	1
CARESOUTH HHA HOLDINGS OF THE TREASURE COAST LLC			1	100%	1
MIL LAKE HEALTHCARE CENTER INC PEDIATRICS			1	100%	1
Kroger 49 - The Little Clinic Wichita - 21st St.			1	100%	1
SOUTHERN WINDS			1	100%	1
CORPUS CHRISTI MEDICAL CENTER			1	100%	1
ASCENSION ST VINCENT'S - WESTSIDE			1	100%	1
NORTH PALM BEACH DIALYSIS CENTER			1	100%	1
COUNTRYSIDE PEDIATRIC CARE PA			1	100%	1
LEHIGH REGIONAL WOUND CENTER			1	100%	1
Chateau Dville Rehab & Retirement		1			1
LUMICO LIFE INSURANCE COMPANY		1			1
DW MCMILLAN MEMORIAL HOSPITAL LABORATORY			1	100%	1
LABTEST LLC LABTEST DIAGNOSTICS			1	100%	1
Absolut Care of Gasport		1			1
COMMONWEALTH OF VIRGINIA DIVISION OF CONSOLIDATED LABORATORY SERVICES			1	100%	1
CYPRESS VILLAGE REHAB CENTER		1			1
TREASURE COAST COMMUNITY HEALTH INC			1	100%	1
WALGREENS #12322		1			1
Luling Living Center		1			1
Michigan Masonic Home		1			1
Terrace Glen Village		1			1
ADDINGTON PLACE EAST LAKE		1			1
Churchman Village LLC		1			1
INTEGRIS SEMINOLE EMERGENCY DEPT			1	100%	1
DEACONESS URGENT CARE CENTER			1	100%	1
BAPTIST HEALTH EXPRESS CARE			1	100%	1
IMA MEDICAL CENTER OF SOUTH WEST ORLANDO			1	100%	1
ABBOTT LABORATORIES - OCCUPATIONAL HEALTH SERVICES			1	100%	1
SAINT FRANCIS HOSPITAL			1	100%	1
MEDICAL CENTER			1	100%	1
HEALTHCARE PARTNERS FAMILY MEDICINE LLC			1	100%	1
CVS MI22230CV WAYNE COUNTY COMMUNITY COLLEGE			1	100%	1
UNIVERSITY OF MIAMI PRIMARY CARE SITE UMHC 3039			1	100%	1
CAREATC - PALM HARBOR			1	100%	1
WEST FLORIDA MEDICAL ASSOCIATES PA			1	100%	1
YOUR GOOD HEALTH MEDICAL GROUP PA			1	100%	1
CRYSTAL RIVER FIRE DEPARTMENT			1	100%	1
LIFESPAN HEALTH - SELMER		1			1
WRIGHT PATTERSON AFB MEDICAL CENTER			1	100%	1
Regency Square			1	100%	1
REHABILITATION CENTER OF ALBUQUERQUE		1			1
MANHATTAN COLLEGE HEALTH SERVICES		1			1
MERCY GENERAL HOSPITAL			1	100%	1
REDMOND URGENT CARE			1	100%	1
Good Samaritan Society - Albion		1			1
WELLMED AT BAY AREA		1			1

# COVID-19: testing by laboratory

Data through Apr 27, 2021 verified as of Apr 28, 2021 at 09:25 AM

Data in this report are provisional and subject to change.

The numbers in the table below represent the number of Florida and non-Florida residents for whom test results were received by the Department of Health. A person can be tested by more than one laboratory and can have both positive and negative results. **Therefore, the sum of the numbers in each column will be larger than the total number of people tested.**

Reporting lab	Inconclusive	Negative	Positive	Percent positive	Total
DPH OP LAB			1	100%	1
WESLEY LONG HOSPITAL			1	100%	1
CVS NV9586POCT RENO		1			1
Good Samaritan Society - Mountian Lake		1			1
YOUTH HEALTH CENTER OF HUNTINGTON		1			1
JUPITER MEDICAL GROUP			1	100%	1
PATEL MINESH		1			1
Life Care Center of Auburn		1			1
Kroger 367 - The Little Clinic Walton		1			1
ADVENT HEALTH MEDICAL GROUP AT PINELLAS PARK			1	100%	1
Walgreens #19461		1			1
MEDICAL ASSOCIATES OF PINELLAS - LAB			1	100%	1
PM PEDIATRICS OF VIRGINIA			1	100%	1
Crowne Health Care of Thomasville		1			1
EVERLYWELL DIAGNOSTICS			1	100%	1
FRESENIUS KIDNEY CARE OCALA			1	100%	1
MEDEXPRESS URGENT CARE - PATRICK STREE			1	100%	1
CARESPOT - MIAMI GARDENS			1	100%	1
EDWARD HOSPITAL			1	100%	1
COLLIER BLVD HMA PHYSICIANS MANAGEMENT LLC			1	100%	1
Kroger 419 - The Little Clinic Farmington/Exeter		1			1
LAURELS OF NORWORTH		1			1
ADVANCED LABORATORY SERVICES			1	100%	1
Crowne Place Assisted Living		1			1
NEW SMYRNA BEACH AMBULATORY CARE CTR			1	100%	1
M.D. ANDERSON CANCER CENTER			1	100%	1
LONG ISLAND MINIMALLY INVASIVE SURGERY		1			1
FIRST CARE OF GAINESVILLE			1	100%	1
PRIMARY & URGENT CARE CENTERS			1	100%	1
APOLLOMDX LLC			1	100%	1
PRIME HEALTHCARE SERVICES		1			1
BAM INC		1			1
FLORIDA DEPARTMENT OF HEALTH IN CITRUS COUNTY		1			1
BRUSHY CREEK FAMILY HOSPITAL			1	100%	1
RESTORE MEDICAL PARTNERS PLLC			1	100%	1
HAVASU REGIONAL MEDICAL CENTER			1	100%	1
PERFECT HEALTH URGENT CARE AND MEDICAL		1			1
Kroger 929 - The Little Clinic Corryville		1			1
Perham Living			1	100%	1
UNITED HEALTHCARE			1	100%	1
BAY AREA HOSPITAL LAB & HST		1			1
BARRINGTON TERRACE NAPLES			1	100%	1
PM PEDIATRICS OF BAYSIDE, PLLC		1			1
Towne Manor West		1			1
DAUGHTERS OF SARAH NURSING CENTER		1			1
CARE CENTER OF LAKE PLACID			1	100%	1
Kroger - KR070600172		1			1

# COVID-19: testing by laboratory

Data through Apr 27, 2021 verified as of Apr 28, 2021 at 09:25 AM

Data in this report are provisional and subject to change.

The numbers in the table below represent the number of Florida and non-Florida residents for whom test results were received by the Department of Health. A person can be tested by more than one laboratory and can have both positive and negative results. **Therefore, the sum of the numbers in each column will be larger than the total number of people tested.**

Reporting lab	Inconclusive	Negative	Positive	Percent positive	Total
WATERVIEW HILLS REHABILITATION AND NUR		1			1
BOCA MEDICAL CARE			1	100%	1
UNIVERSITY OF BALTIMORE WASHINGTON MEDICAL CENTER			1	100%	1
FRESENIUS KIDNEY CARE - BOCA RATON			1	100%	1
NAVAL BRANCH HEALTH CLINIC			1	100%	1
CLINICAL TRIALS OF TAMPA LLC		1			1
WEST FLORIDA MEDICAL ASSOCIATES			1	100%	1
STATE OF ALASKA			1	100%	1
KISSIMMEE HOME TRAINING		1			1
SIGNATURE HEALTHCARE OF BUCKHEAD		1			1
DUKE UNIVERSITY MEDICAL CENTER			1	100%	1
MINNESOTA HERITAGE HOUSE		1			1
UHS BINGHAMTON GENERAL			1	100%	1
WVU MEDICINE - WESTON			1	100%	1
Kroger 395 - The Little Clinic Blanchester		1			1
LEGACY SPECIALTY PHARMACY CORP			1	100%	1
PINNACLE PAIN CENTER PS DBA LYNX HEALTHCARE		1			1
SUSAN F. WILLIAMS M.D., P.A.			1	100%	1
MOBILE INFIRMARY MEDICAL CENTER			1	100%	1
INTEGRATED GENETICS SEQUENOM		1			1
URGENTMED			1	100%	1
VALLEY VISTA CARE CENTER		1			1
GARDENS AT MAPLEWOOD			1	100%	1
Holly Hill Healthcare Center			1	100%	1
Sky View Rehabilitation and Health Care Center		1			1
PELICAN STATE OUTPATIENT CENTER			1	100%	1
THE GROVE HEALTH AND REHAB			1	100%	1
BEAUMONT URGENT CARE		1			1
Mountain View Manor			1	100%	1
KENDALL PEDIATRICS PARTNERS LLC			1	100%	1
SELF REGIONAL HEALTHCARE			1	100%	1
SPELMAN COLLEGE DEPT OF HEALTH SERVICE		1			1
NORTH RIVER FAMILY HEALTH CENTER			1	100%	1
TMH CANCER CENTER LABORATORY			1	100%	1
EAST FL CORE LAB			1	100%	1
Arbor Springs Health and Rehab		1			1
SHANNON MEDICAL CENTER			1	100%	1
SOUTHWOOD HEALTHCARE CENTER		1			1
Kroger 481 - The Little Clinic Houston Levee		1			1
NHC Sequatchie		1			1
PARRISH MEDICAL GROUP			1	100%	1
GIFFORD MEMORIAL HOSPITAL		1			1
CAMBRIDGE HEALTH ALLIANCE			1	100%	1
NYU LANGONE AMBULATORY CARE LAKE SUCCE		1			1
INDIAN RIVER SHERIFF OFFICE		1			1
COUNTY OF HAMILTON			1	100%	1
SOUTHWOOD NURSING & RETIREMENT CENTER		1			1

# COVID-19: testing by laboratory

Data through Apr 27, 2021 verified as of Apr 28, 2021 at 09:25 AM

Data in this report are provisional and subject to change.

The numbers in the table below represent the number of Florida and non-Florida residents for whom test results were received by the Department of Health. A person can be tested by more than one laboratory and can have both positive and negative results. **Therefore, the sum of the numbers in each column will be larger than the total number of people tested.**

Reporting lab	Inconclusive	Negative	Positive	Percent positive	Total
PARK LANE NURSING HOME		1			1
PEACE HEALTH FAMILY MEDICINE AT 87TH AVE		1			1
HCR-ManorCare			1	100%	1
Friendship Manor Inc.		1			1
PROVIDENCE ST PETER HOSPITAL		1			1
Hearthstone Nursing and Rehabilitation Center		1			1
Avantara Lake Norden		1			1
Kroger 682 - The Little Clinic Combs and Gantzel		1			1
WY RETIREMENT CENTER		1			1
EILEEN TURBESSI MD PA		1			1
BRIAN C GRINER MD LLC			1	100%	1
BRADENTON DIALYSIS			1	100%	1
PRIME CARE FAMILY MEDICINE			1	100%	1
Lutheran Community at Telford		1			1
CVS SC7012POCT BALLENTINE			1	100%	1
KATHY L ANDERSON DO PA			1	100%	1
LABWORKS LLC			1	100%	1
CONCENTRA - LEESBURG		1			1
Canandaigua VAMC		1			1
PHYSICIANS IMMEDIATE CARE			1	100%	1
LINK PHARMACY LLC		1			1
Encompass Health Rehab Hosp Salisbury		1			1
WALGREENS #10854		1			1
RIDGE OPTUM FLORIDA			1	100%	1
CVS CT2210POCT RIVERSIDE		1			1
HEALTH FIRST HOME CARE		1			1
FLORHAM PARK ENDOSCOPY CENTER		1			1
ARIZONA STATE LABORATORY			1	100%	1
CONVENIENT URGENT CARE			1	100%	1
ORCHARD PARK HEALTH CARE AND REHABILITATION CENTER		1			1
MINUTE CLINIC DIAGNOSTICS OF IN, LLC #6252		1			1
GOLDING-GRANADO MEDICAL ASSOCIATES		1			1
INTERNAL MEDICINE EMILIA MURRAY MD PA		1			1
XSTREMEMD			1	100%	1
AHC Dyersburg		1			1
MERITUS MEDICAL CENTER			1	100%	1
WELLMED AT LINEBAUGH AVE			1	100%	1
CVS AZ4795POCT MESA		1			1
HIGHLANDS CLINICAL LABORATORY			1	100%	1
AHUJA MEDICAL CENTER			1	100%	1
VIP FAMILY PRACTICE			1	100%	1
Quince Nursing and Rehabilitation Center		1			1
Kroger 532 - The Little Clinic Murfreesboro		1			1
MISSOURI DEPARTMENT OF HEALTH AND SENIOR SERVICES - STATE PH LAB		1			1
LEE MEMORIAL HOSPITAL OUTPATIENT SURGERY CENTER			1	100%	1
SOUTHEASTERN INTEGRATED MEDICAL PL			1	100%	1
VETERANS AFFAIRS MEDICAL CENTER - EAST ORANGE			1	100%	1

# COVID-19: testing by laboratory

Data through Apr 27, 2021 verified as of Apr 28, 2021 at 09:25 AM

Data in this report are provisional and subject to change.

The numbers in the table below represent the number of Florida and non-Florida residents for whom test results were received by the Department of Health. A person can be tested by more than one laboratory and can have both positive and negative results. **Therefore, the sum of the numbers in each column will be larger than the total number of people tested.**

Reporting lab	Inconclusive	Negative	Positive	Percent positive	Total
SANFORD LABORATORY BISMARCK			1	100%	1
GABRIELA GOLDSTEIN MD PA			1	100%	1
CATHEDRAL GERONTOLOGY CENTER DBA CATHEDRAL CARES			1	100%	1
KID FIXERS		1			1
HEALTH ALLIANCE			1	100%	1
LCMC LAB SUBSECTION		1			1
ADVENTHEALTH MEDICAL GROUP PEDIATRICS DIABETES &			1	100%	1
RESIDENCES AT MIAMI / REIGN GARDENS LLC, THE			1	100%	1
Kroger - KR070300083			1	100%	1
NICKLAUS CHILDREN'S DORAL OUTPATIENT CENTER			1	100%	1
SUTTER GOULD MEDICAL FOUNDATION			1	100%	1
ELLIS HOSPITAL URGENT CARE CENTER LAB		1			1
ADVENT HEALTH MEDICAL GROUP MULTISPECIALTY			1	100%	1
Total	104,540	19,573,407	2,873,155	13%	22,551,102