

# COVID-19: summary of cases and monitoring

Data through Apr 28, 2021 verified as of Apr 29, 2021 at 09:25 AM

Data in this report are provisional and subject to change.

Cases: people with positive PCR or antigen test result		Cases: people with positive PCR or antigen test result	
Total cases		Risk factors for Florida residents	
Florida residents	2,228,212	Traveled	17,511
Non-Florida residents	2,186,477	Contact with a known case	871,679
	41,735	Traveled and contact with a known case	23,843
Type of testing		Neither	1,273,444
Florida residents	2,186,477	No travel and no contact	263,193
Positive by BPHL/CDC	79,768	Travel is unknown	719,942
Positive by commercial/hospital lab	2,106,709	Contact is unknown	484,708
PCR positive	1,746,208	Contact is pending	456,864
Antigen positive	440,269		
Non-Florida residents	41,735	Travel can be unknown and contact can be unknown or pending for the same case, these numbers will sum to more than the "neither" total.	
Positive by BPHL/CDC	992		
Positive by commercial/hospital lab	40,743		
PCR positive	28,376		
Antigen positive	13,359		
Characteristics			
Florida residents hospitalized	90,262		
Florida resident deaths	35,084		
Non-Florida resident deaths	693		
Hospitalized counts include anyone who was hospitalized at some point during their illness. It does not reflect the number of people currently hospitalized.			
More information on deaths identified through death certificate data is available on the National Center for Health Statistics website at <a href="http://www.cdc.gov/nchs/nvss/vsrr/COVID19/index.htm">www.cdc.gov/nchs/nvss/vsrr/COVID19/index.htm</a> .			

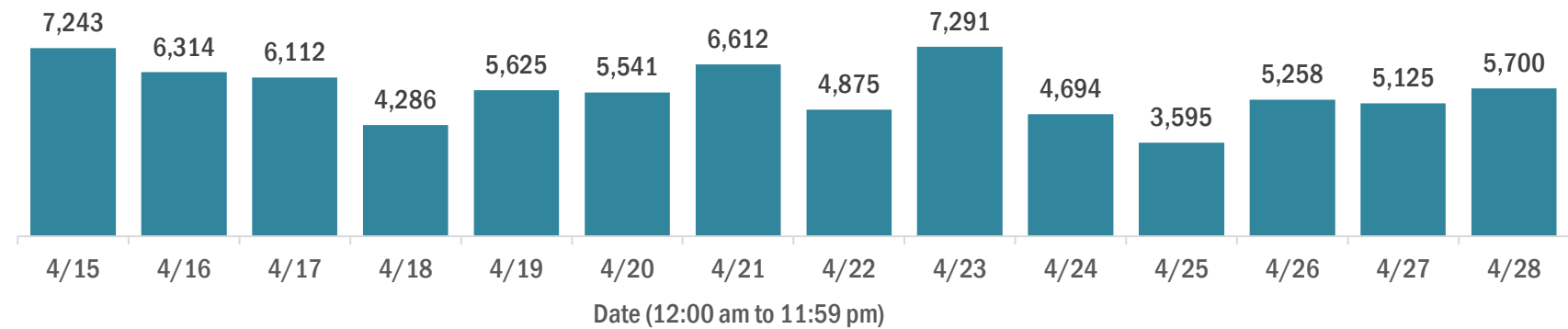
# COVID-19: summary of laboratory testing

Data through Apr 28, 2021 verified as of Apr 29, 2021 at 09:25 AM

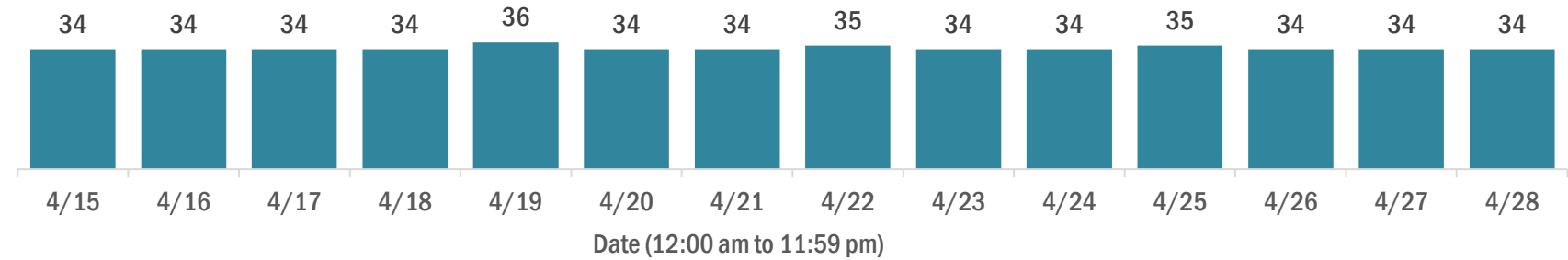
Data in this report are provisional and subject to change.

## Cases in Florida residents per day for the past 2 weeks

Number of cases per day



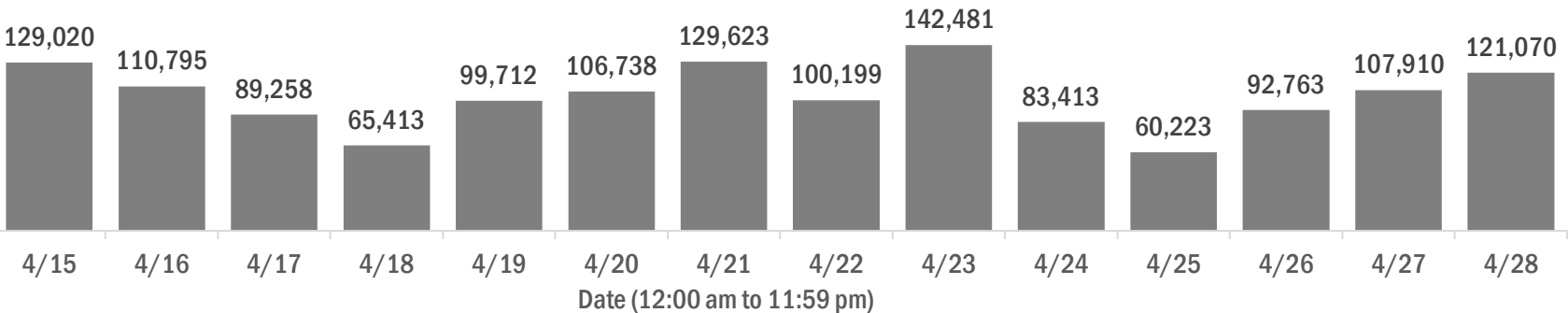
Median age of cases by day



## Laboratory testing for Florida residents over the past 2 weeks

Number of Florida residents tested per day

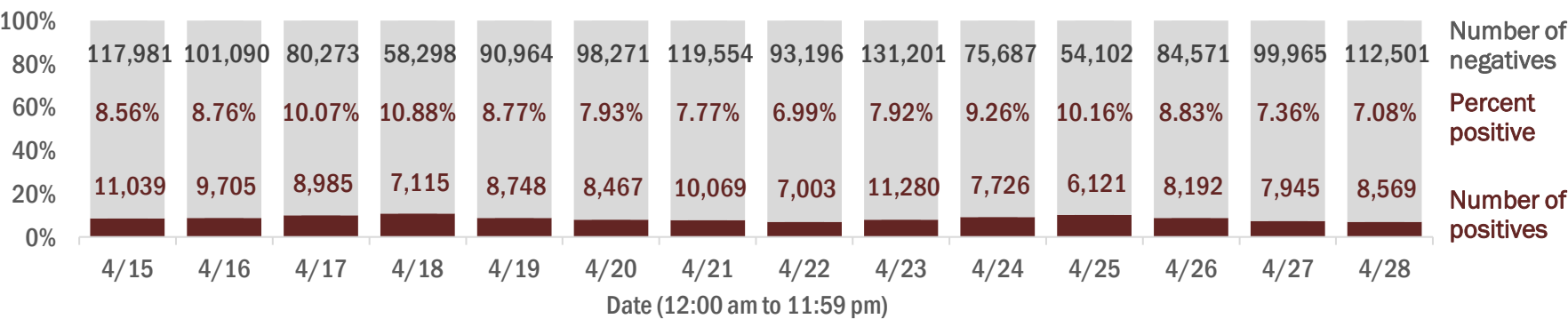
These counts include the number of people for whom the Department received PCR or antigen laboratory results by day. People tested on multiple days will be included for each day a new result was received. A person is only counted once for each day they are tested, regardless of whether multiple specimens are tested or multiple results are received.



Number and percent of Florida residents with positive test results

The percent of positive results ranged from 6.99% to 10.88% over the past 2 weeks and was 7.08% yesterday.

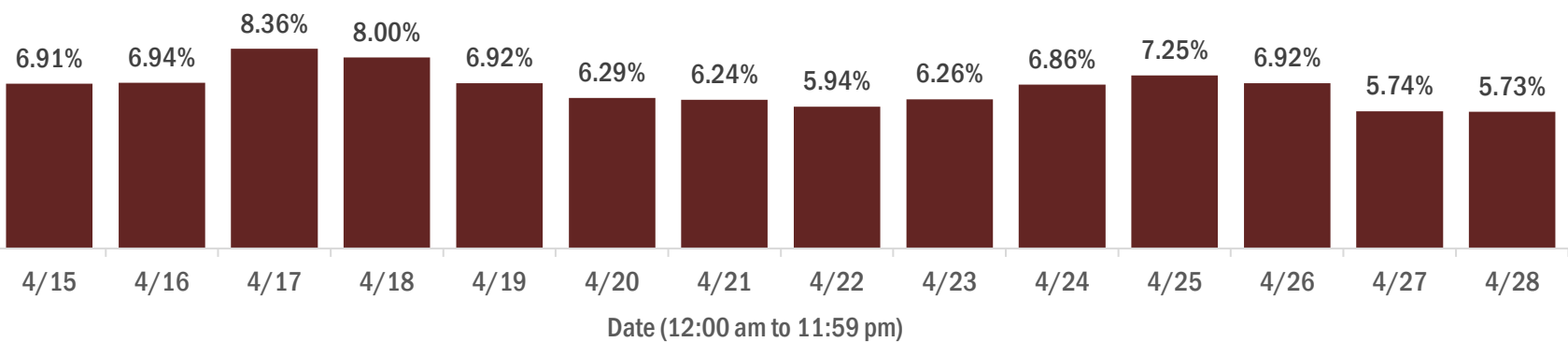
These counts include the number of people for whom the Department received PCR or antigen laboratory results by day. People tested on multiple days will be included for each day a new result was received. A person is only counted once for each day they are tested, regardless of whether multiple specimens are tested or multiple results are received. If a person has a positive specimen and a negative specimen in the same day, only the positive result is counted.



Percent positivity for new cases in Florida residents

The percent of positive results ranged from 5.73% to 8.36% over the past 2 weeks and was 5.73% yesterday.

This percent is the number of people who test PCR- or antigen-positive for the first time divided by all the people tested that day, excluding people who have previously tested positive.



# COVID-19: characteristics of 2,186,477 Florida resident cases

Data through Apr 28, 2021 verified as of Apr 29, 2021 at 09:25 AM

Data in this report are provisional and subject to change.

Age group	Cases		Hospitalizations		Deaths	
0-4 years	46,236	2%	610	1%	1	0%
5-14 years	144,449	7%	605	1%	5	0%
15-24 years	341,310	16%	2,288	3%	46	0%
25-34 years	383,849	18%	4,460	5%	200	1%
35-44 years	341,124	16%	6,668	7%	554	2%
45-54 years	332,173	15%	10,320	11%	1,384	4%
55-64 years	284,554	13%	15,548	17%	3,876	11%
65-74 years	172,488	8%	18,739	21%	7,489	21%
75-84 years	94,687	4%	18,624	21%	10,616	30%
85+ years	44,022	2%	12,390	14%	10,913	31%
Unknown	1,585	0%	10	0%	0	0%
Total	2,186,477		90,262		35,084	

Gender	Cases	
Female	1,142,822	52%
Male	1,024,264	47%
Unknown	19,391	1%
Total	2,186,477	

Ethnicity	Cases		Hospitalizations		Deaths	
Hispanic	710,332	32%	22,997	25%	8,256	24%
Non-Hispanic	1,068,867	49%	63,136	70%	24,644	70%
Unknown	407,278	19%	4,129	5%	2,184	6%
Total	2,186,477		90,262		35,084	

Race and ethnicity	Cases		Hospitalizations		Deaths	
White	1,246,071	57%	59,279	66%	25,718	73%
Hispanic	473,068	22%	16,480	18%	6,609	19%
Non-Hispanic	683,252	31%	41,062	45%	18,010	51%
Unknown	89,751	4%	1,737	2%	1,099	3%
Black	288,423	13%	18,751	21%	5,637	16%
Hispanic	17,252	1%	804	1%	239	1%
Non-Hispanic	249,094	11%	17,581	19%	5,229	15%
Unknown	22,077	1%	366	0%	169	0%
Other race	339,950	16%	9,892	11%	2,757	8%
Hispanic	170,701	8%	5,225	6%	1,234	4%
Non-Hispanic	116,790	5%	4,218	5%	1,298	4%
Unknown	52,459	2%	449	0%	225	1%
Unknown race	312,033	14%	2,340	3%	972	3%
Hispanic	49,311	2%	488	1%	174	0%
Non-Hispanic	19,731	1%	275	0%	107	0%
Unknown	242,991	11%	1,577	2%	691	2%
Total	2,186,477		90,262		35,084	

**Hospitalization** counts include anyone who was hospitalized at some point during their illness. It does not reflect the number of people currently hospitalized. **Other race** includes any person with a race of American Indian/Alaskan native, Asian, native Hawaiian/Pacific Islander, or other.

# COVID-19: deaths in Florida residents and staff of long-term care facilities

Data through Apr 28, 2021 verified as of Apr 29, 2021 at 09:25 AM

Data in this report are provisional and subject to change.

For current cases in residents or staff of long-term care facilities, please visit: <https://floridahealthcovid19.gov/>

CountyDeaths				CountyDeaths				CountyDeaths			
Palm Beach	1071	<div></div>	9%	Okaloosa	166	<div></div>	1%	Madison	20	<div></div>	0%
Dade	1016	<div></div>	9%	Hernando	161	<div></div>	1%	Calhoun	18	<div></div>	0%
Pinellas	898	<div></div>	8%	Osceola	142	<div></div>	1%	Gulf	17	<div></div>	0%
Broward	689	<div></div>	6%	Charlotte	137	<div></div>	1%	Flagler	16	<div></div>	0%
Hillsborough	582	<div></div>	5%	Indian River	122	<div></div>	1%	Wakulla	16	<div></div>	0%
Duval	441	<div></div>	4%	Clay	121	<div></div>	1%	Bradford	14	<div></div>	0%
Polk	433	<div></div>	4%	Leon	100	<div></div>	1%	Holmes	14	<div></div>	0%
Brevard	409	<div></div>	4%	Highlands	96	<div></div>	1%	Washington	13	<div></div>	0%
Orange	404	<div></div>	4%	Bay	92	<div></div>	1%	Baker	12	<div></div>	0%
Sarasota	399	<div></div>	4%	Jackson	87	<div></div>	1%	Jefferson	12	<div></div>	0%
Lee	346	<div></div>	3%	St. Johns	86	<div></div>	1%	Gadsden	10	<div></div>	0%
Marion	329	<div></div>	3%	Santa Rosa	82	<div></div>	1%	Lafayette	10	<div></div>	0%
Volusia	298	<div></div>	3%	Alachua	80	<div></div>	1%	Franklin	9	<div></div>	0%
Escambia	282	<div></div>	2%	Suwannee	60	<div></div>	1%	Levy	7	<div></div>	0%
St. Lucie	247	<div></div>	2%	Columbia	52	<div></div>	0%	Desoto	6	<div></div>	0%
Seminole	232	<div></div>	2%	Putnam	45	<div></div>	0%	Dixie	5	<div></div>	0%
Lake	225	<div></div>	2%	Sumter	44	<div></div>	0%	Monroe	5	<div></div>	0%
Pasco	225	<div></div>	2%	Nassau	34	<div></div>	0%	Taylor	3	<div></div>	0%
Collier	193	<div></div>	2%	Walton	30	<div></div>	0%	Hardee	2	<div></div>	0%
Manatee	193	<div></div>	2%	Hendry	29	<div></div>	0%	Hamilton	1	<div></div>	0%
Citrus	177	<div></div>	2%	Okeechobee	24	<div></div>	0%	Liberty	1	<div></div>	0%
Martin	171	<div></div>	2%	Gilchrist	21	<div></div>	0%	Total	11,282		

**Note:** cases are summarized by the county of usual residence. Residents and staff may be cases associated with facilities that are not in their county of usual residence, resulting in cases being included below for counties that do not have facilities with known cases.

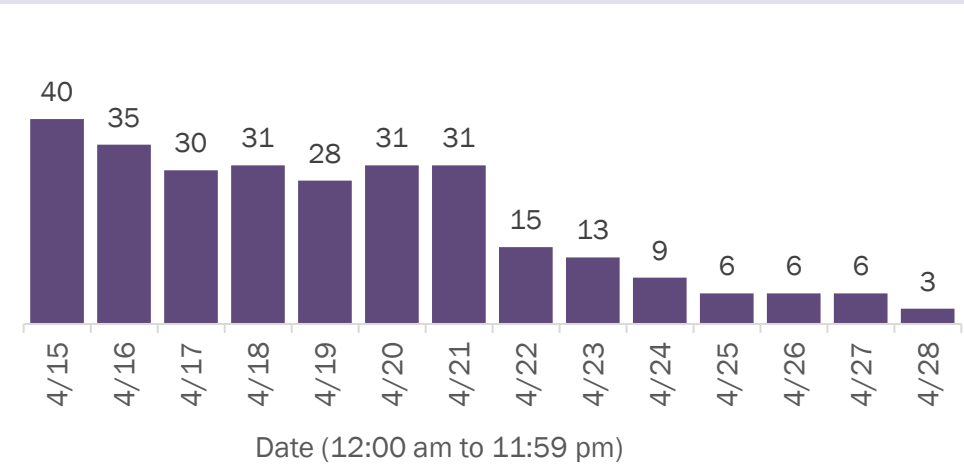
# COVID-19: cases in Florida residents who have died

Data through Apr 28, 2021 verified as of Apr 29, 2021 at 09:25 AM

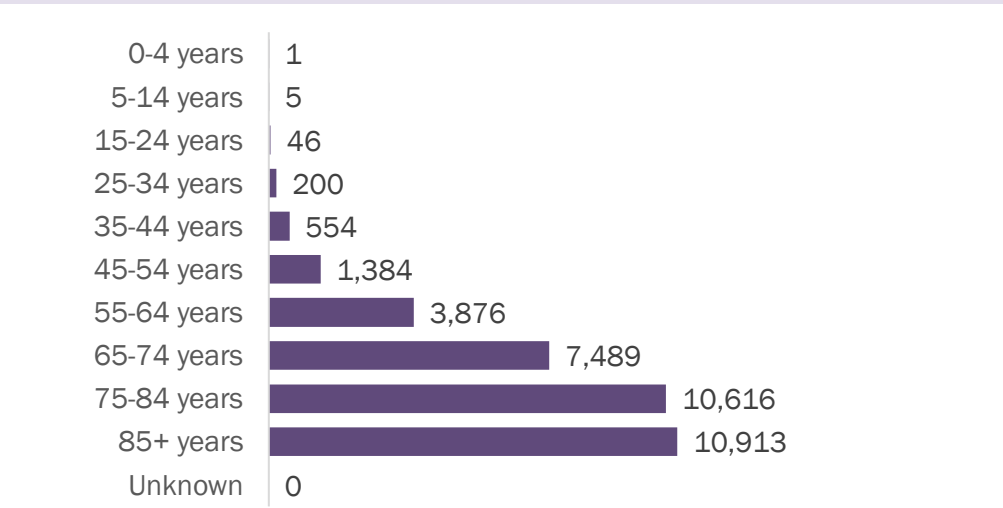
Data in this report are provisional and subject to change.

Demographics for all identified COVID-19 deaths: 35,084

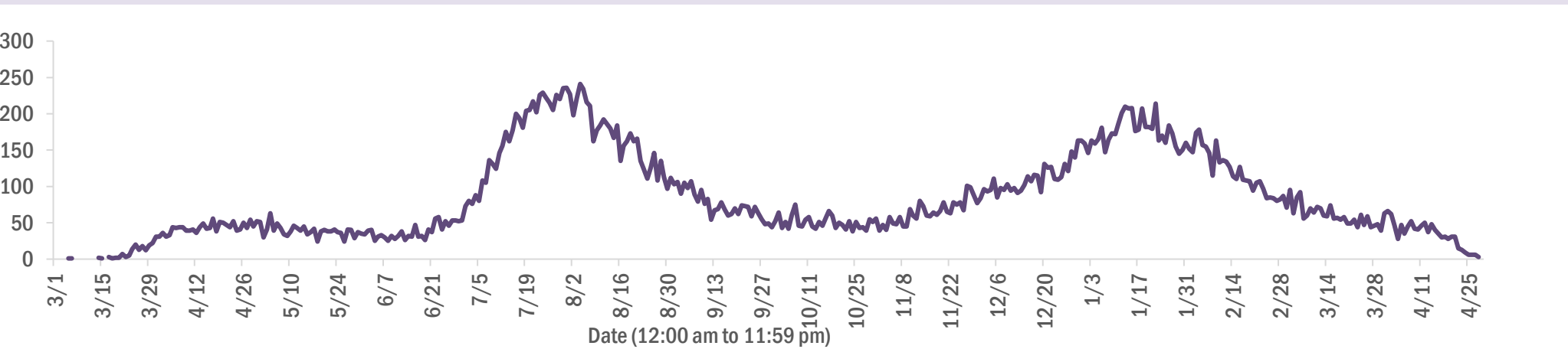
Deaths by date of death for the past 2 weeks



Deaths by age group



Deaths by date of death since March 2020



Age group	Deaths	Cases	Case fatality rate	Mortality rate per 100,000 population
0-4 years	1	46,236	0.0%	0.1
5-14 years	5	144,449	0.0%	0.2
15-24 years	46	341,310	0.0%	1.8
25-34 years	200	383,849	0.1%	7.1
35-44 years	554	341,124	0.2%	21.2
45-54 years	1,384	332,173	0.4%	49.7
55-64 years	3,876	284,554	1.4%	134.0
65-74 years	7,489	172,488	4.3%	308.6
75-84 years	10,616	94,687	11.2%	756.0
85+ years	10,913	44,022	24.8%	1889.6
Unknown	0	1,585	0.0%	
Total	35,084	2,186,477	1.6%	162.4

Race	Deaths	Cases	Case fatality rate	Mortality rate per 100,000 population
White	25,718	1,246,071	2.1%	154.0
Black	5,637	288,423	2.0%	154.1
Other	2,757	339,950	0.8%	221.6
Unknown	972	312,033	0.3%	
Total	35,084	2,186,477	1.6%	162.4

Gender	Deaths	Cases	Case fatality rate	Mortality rate per 100,000 population
Female	15,390	1,142,822	1.3%	139.4
Male	19,694	1,024,264	1.9%	186.5
Unknown	0	19,391	0.0%	
Total	35,084	2,186,477	1.6%	162.4

Ethnicity	Deaths	Cases	Case fatality rate	Mortality rate per 100,000 population
Hispanic	8,256	710,332	1.2%	145.4
Non-Hispanic	24,644	1,068,867	2.3%	154.8
Unknown	2,184	407,278	0.5%	
Total	35,084	2,186,477	1.6%	162.4

# COVID-19: characteristics of 2,186,477 cases

Data through Apr 28, 2021 verified as of Apr 29, 2021 at 09:25 AM

Data in this report are provisional and subject to change.

Tables below include cases in Florida residents and non-Florida residents.

All 67 Florida counties have cases:

County	FL resident cases		Non-FL resident cases	Total cases	FL resident deaths	FL death rate
Dade	476,104	<div></div> 22%	6,339	482,443	6,141	1.3%
Broward	232,519	<div></div> 11%	2,816	235,335	2,885	1.2%
Palm Beach	140,264	<div></div> 6%	2,565	142,829	2,767	2.0%
Orange	133,825	<div></div> 6%	2,107	135,932	1,246	0.9%
Hillsborough	133,616	<div></div> 6%	1,145	134,761	1,696	1.3%
Duval	95,520	<div></div> 4%	1,586	97,106	1,386	1.5%
Pinellas	76,725	<div></div> 4%	1,922	78,647	1,600	2.1%
Lee	66,877	<div></div> 3%	2,284	69,161	959	1.4%
Polk	66,877	<div></div> 3%	478	67,355	1,304	1.9%
Osceola	43,146	<div></div> 2%	778	43,924	499	1.2%
Volusia	41,857	<div></div> 2%	760	42,617	788	1.9%
Brevard	40,066	<div></div> 2%	714	40,780	859	2.1%
Pasco	40,212	<div></div> 2%	344	40,556	739	1.8%
Manatee	37,154	<div></div> 2%	874	38,028	661	1.8%
Escambia	32,215	<div></div> 1%	3,675	35,890	678	2.1%
Collier	33,892	<div></div> 2%	1,337	35,229	525	1.5%
Seminole	33,327	<div></div> 2%	256	33,583	488	1.5%
Sarasota	30,779	<div></div> 1%	1,564	32,343	811	2.6%
Leon	30,563	<div></div> 1%	918	31,481	313	1.0%
Marion	30,517	<div></div> 1%	160	30,677	947	3.1%
Lake	28,724	<div></div> 1%	504	29,228	625	2.2%
St. Lucie	25,758	<div></div> 1%	193	25,951	624	2.4%
Alachua	24,309	<div></div> 1%	298	24,607	275	1.1%
St. Johns	22,048	<div></div> 1%	309	22,357	209	0.9%
Okaloosa	20,166	<div></div> 1%	225	20,391	361	1.8%
Bay	19,189	<div></div> 1%	789	19,978	385	2.0%
Clay	18,323	<div></div> 1%	51	18,374	337	1.8%
Santa Rosa	17,881	<div></div> 1%	247	18,128	284	1.6%
Hernando	13,579	<div></div> 1%	105	13,684	459	3.4%
Charlotte	12,479	<div></div> 1%	212	12,691	416	3.3%
Indian River	12,279	<div></div> 1%	110	12,389	295	2.4%
Martin	11,933	<div></div> 1%	233	12,166	313	2.6%
Citrus	10,850	<div></div> 0%	99	10,949	439	4.0%
Sumter	9,142	<div></div> 0%	107	9,249	275	3.0%
Highlands	8,326	<div></div> 0%	93	8,419	349	4.2%

County	FL resident cases		Non-FL resident cases	Total cases	FL resident deaths	FL death rate
Nassau	7,858	<div></div> 0%	442	8,300	124	1.6%
Columbia	8,037	<div></div> 0%	44	8,081	168	2.1%
Walton	6,869	<div></div> 0%	860	7,729	87	1.3%
Flagler	7,090	<div></div> 0%	101	7,191	110	1.6%
Monroe	6,486	<div></div> 0%	396	6,882	49	0.8%
Putnam	6,405	<div></div> 0%	22	6,427	145	2.3%
Jackson	6,102	<div></div> 0%	67	6,169	156	2.6%
Gadsden	5,618	<div></div> 0%	17	5,635	93	1.7%
Suwannee	5,290	<div></div> 0%	29	5,319	138	2.6%
Hendry	4,675	<div></div> 0%	17	4,692	82	1.8%
Desoto	4,256	<div></div> 0%	27	4,283	92	2.2%
Okeechobee	3,910	<div></div> 0%	54	3,964	88	2.3%
Unknown	308	<div></div> 0%	3,192	3,500	0	0.0%
Baker	3,458	<div></div> 0%	18	3,476	60	1.7%
Wakulla	3,391	<div></div> 0%	14	3,405	55	1.6%
Levy	3,387	<div></div> 0%	9	3,396	53	1.6%
Hardee	3,087	<div></div> 0%	15	3,102	42	1.4%
Bradford	2,981	<div></div> 0%	13	2,994	56	1.9%
Taylor	2,713	<div></div> 0%	5	2,718	45	1.7%
Washington	2,697	<div></div> 0%	21	2,718	52	1.9%
Holmes	2,204	<div></div> 0%	33	2,237	52	2.4%
Madison	2,024	<div></div> 0%	26	2,050	45	2.2%
Gulf	1,928	<div></div> 0%	23	1,951	42	2.2%
Union	1,813	<div></div> 0%	1	1,814	72	4.0%
Calhoun	1,685	<div></div> 0%	3	1,688	43	2.6%
Hamilton	1,603	<div></div> 0%	20	1,623	25	1.6%
Lafayette	1,615	<div></div> 0%	0	1,615	26	1.6%
Dixie	1,599	<div></div> 0%	3	1,602	24	1.5%
Gilchrist	1,594	<div></div> 0%	5	1,599	43	2.7%
Jefferson	1,457	<div></div> 0%	23	1,480	27	1.9%
Franklin	1,282	<div></div> 0%	33	1,315	17	1.3%
Liberty	1,068	<div></div> 0%	1	1,069	16	1.5%
Glades	946	<div></div> 0%	4	950	19	2.0%
Total	2,186,477		41,735	2,228,212	35,084	1.6%

# COVID-19: characteristics of 2,186,477 Florida resident cases

Data through Apr 28, 2021 verified as of Apr 29, 2021 at 09:25 AM

Data in this report are provisional and subject to change.

The table below includes the cities and counties of residence for cases in Florida residents based on the patient's ZIP Code. Note that city is not always received as part of the initial notification and may be missing while the case is being investigated.

City and county	Cases
Miami, Dade	276,092
Orlando, Orange	99,306
Jacksonville, Duval	89,800
Tampa, Hillsborough	77,685
Hialeah, Dade	66,660
Fort Lauderdale, Broward	49,318
Hollywood, Broward	44,126
West Palm Beach, Palm Beach	34,212
Kissimmee, Osceola	33,190
Tallahassee, Leon	29,525
Homestead, Dade	29,177
Naples, Collier	28,665
Saint Petersburg, Pinellas	27,979
Pensacola, Escambia	26,868
Fort Myers, Lee	25,794
Bradenton, Manatee	24,203
Boca Raton, Palm Beach	24,023
Lakeland, Polk	23,131
Ocala, Marion	22,418
Pompano Beach, Broward	21,902
Gainesville, Alachua	19,331
Sarasota, Sarasota	19,012
Cape Coral, Lee	17,256
Port Saint Lucie, St. Lucie	17,160
Lake Worth, Palm Beach	16,847
Miami Beach, Dade	15,765
Miramar, Broward	15,125
Clearwater, Pinellas	15,080
Coral Springs, Broward	13,797
Boynton Beach, Palm Beach	13,617
Doral, Dade	13,530
Miami Gardens, Dade	12,791
Panama City, Bay	12,157
Saint Augustine, St. Johns	11,809
Melbourne, Brevard	11,441
Winter Haven, Polk	11,233
Lehigh Acres, Lee	10,964
Delray Beach, Palm Beach	10,460
Davie, Broward	10,399
Riverview, Hillsborough	10,319
Vero Beach, Indian River	9,454
Palm Bay, Brevard	9,406
New Port Richey, Pasco	9,296
Sunrise, Broward	9,116
Milton, Santa Rosa	8,652
Saint Cloud, Osceola	8,645
Fort Pierce, St. Lucie	8,424
Coral Gables, Dade	8,370
Largo, Pinellas	8,349
Daytona Beach, Volusia	8,316
Apopka, Orange	8,208
Plantation, Broward	8,187
Spring Hill, Hernando	8,160
North Miami Beach, Dade	7,991
Davenport, Polk	7,912
Clermont, Lake	7,826
Brandon, Hillsborough	7,753
Sanford, Seminole	7,503
Orange Park, Clay	7,436

# COVID-19: characteristics of 2,186,477 Florida resident cases

Data through Apr 28, 2021 verified as of Apr 29, 2021 at 09:25 AM

Data in this report are provisional and subject to change.

The table below includes the cities and counties of residence for cases in Florida residents based on the patient's ZIP Code. Note that city is not always received as part of the initial notification and may be missing while the case is being investigated.

City and county	Cases
Deltona, Volusia	7,382
Lake City, Columbia	7,305
Weston, Broward	7,269
Jupiter, Palm Beach	7,257
Plant City, Hillsborough	7,197
Deerfield Beach, Broward	6,803
Winter Garden, Orange	6,543
Tamarac, Broward	6,263
Port Charlotte, Charlotte	6,095
Palm Coast, Flagler	5,972
Wesley Chapel, Pasco	5,959
Coconut Creek, Broward	5,897
Margate, Broward	5,738
Stuart, Martin	5,680
Land O Lakes, Pasco	5,630
Palm Beach Gardens, Palm Beach	5,603
Fort Walton Beach, Okaloosa	5,568
Deland, Volusia	5,533
Oviedo, Seminole	5,413
Palm Harbor, Pinellas	5,405
Wellington, Palm Beach	5,403
Winter Park, Orange	5,391
Crestview, Okaloosa	5,375
Palmetto, Manatee	5,318
Altamonte Springs, Seminole	5,043
Lutz, Hillsborough	5,028
Port Orange, Volusia	4,918
Opa Locka, Dade	4,794
Valrico, Hillsborough	4,772
Haines City, Polk	4,723
Miami Lakes, Dade	4,701
North Port, Sarasota	4,667
Brooksville, Hernando	4,646
Venice, Sarasota	4,636
Pembroke Pines, Broward	4,592
Middleburg, Clay	4,553
Hallandale, Broward	4,553
Sebring, Highlands	4,505
Punta Gorda, Charlotte	4,482
Leesburg, Lake	4,381
Ocoee, Orange	4,365
The Villages, Sumter	4,242
Zephyrhills, Pasco	4,207
Seminole, Pinellas	4,202
Saint Johns, St. Johns	4,179
Ormond Beach, Volusia	4,175
Arcadia, Desoto	4,144
Bonita Springs, Lee	4,112
Live Oak, Suwannee	4,096
Pinellas Park, Pinellas	3,997
Okeechobee, Okeechobee	3,896
Longwood, Seminole	3,856
North Lauderdale, Broward	3,850
North Miami, Dade	3,816
Windermere, Orange	3,801
Ruskin, Hillsborough	3,778
Navarre, Santa Rosa	3,740
Immokalee, Collier	3,720
Cocoa, Brevard	3,714

# COVID-19: characteristics of 2,186,477 Florida resident cases

Data through Apr 28, 2021 verified as of Apr 29, 2021 at 09:25 AM

Data in this report are provisional and subject to change.

The table below includes the cities and counties of residence for cases in Florida residents based on the patient's ZIP Code. Note that city is not always received as part of the initial notification and may be missing while the case is being investigated.

City and county	Cases
Casselberry, Seminole	3,515
Niceville, Okaloosa	3,352
Port Richey, Pasco	3,343
Gulf Breeze, Santa Rosa	3,342
Titusville, Brevard	3,305
Hudson, Pasco	3,298
Lake Worth Beach, Palm Beach	3,277
Key West, Monroe	3,222
Cantonment, Escambia	3,217
Panama City Beach, Bay	3,185
Dade City, Pasco	3,161
Winter Springs, Seminole	3,144
North Fort Myers, Lee	3,139
Jacksonville Beach, Duval	3,117
Oakland Park, Broward	3,100
Bartow, Polk	3,084
Aventura, Dade	3,072
Lake Mary, Seminole	3,051
Crawfordville, Wakulla	3,045
New Smyrna Beach, Volusia	3,013
Kissimmee, Polk	2,984
Quincy, Gadsden	2,982
Palatka, Putnam	2,954
Auburndale, Polk	2,952
Lake Wales, Polk	2,889
Green Cove Springs, Clay	2,857
Merritt Island, Brevard	2,849
Tarpon Springs, Pinellas	2,806
Fernandina Beach, Nassau	2,805
Cutler Ridge, Dade	2,758
Ponte Vedra Beach, St. Johns	2,746
Parkland, Broward	2,719
Inverness, Citrus	2,608
Eustis, Lake	2,559
Loxahatchee, Palm Beach	2,557
Perry, Taylor	2,543
Wimauma, Hillsborough	2,537
Cooper City, Broward	2,533
Belle Glade, Palm Beach	2,532
Lynn Haven, Bay	2,518
Holiday, Pasco	2,496
Royal Palm Beach, Palm Beach	2,471
Estero, Lee	2,467
Dunedin, Pinellas	2,463
Marianna, Jackson	2,433
Clewiston, Hendry	2,420
Santa Rosa Beach, Walton	2,413
Fleming Island, Clay	2,400
Sarasota, Manatee	2,357
Key Biscayne, Dade	2,356
Parrish, Manatee	2,301
Rockledge, Brevard	2,288
Odessa, Hillsborough	2,252
Riviera Beach, Palm Beach	2,232
Seffner, Hillsborough	2,172
Defuniak Springs, Walton	2,157
Mount Dora, Lake	2,139
Palm City, Martin	2,136
Mulberry, Polk	2,125

# COVID-19: characteristics of 2,186,477 Florida resident cases

Data through Apr 28, 2021 verified as of Apr 29, 2021 at 09:25 AM

Data in this report are provisional and subject to change.

The table below includes the cities and counties of residence for cases in Florida residents based on the patient's ZIP Code. Note that city is not always received as part of the initial notification and may be missing while the case is being investigated.

City and county	Cases
Avon Park, Highlands	2,123
Labelle, Hendry	2,100
Chipley, Washington	2,095
Destin, Okaloosa	2,072
Tavares, Lake	2,023
Starke, Bradford	2,019
Groveland, Lake	2,014
Lithia, Hillsborough	1,978
Pinecrest, Dade	1,939
Orange City, Volusia	1,939
Summerfield, Marion	1,906
Maitland, Orange	1,902
Yulee, Nassau	1,867
Wauchula, Hardee	1,830
Palmetto Bay, Dade	1,786
Sebastian, Indian River	1,766
Dania, Broward	1,703
Lady Lake, Lake	1,698
Callahan, Nassau	1,697
Macclenny, Baker	1,697
Homosassa, Citrus	1,691
Ponte Vedra, St. Johns	1,650
Carol City, Dade	1,635
Edgewater, Volusia	1,626
Missing, Dade	1,619
Crystal River, Citrus	1,615
Gibsonton, Hillsborough	1,592
Oldsmar, Pinellas	1,586
Mayo, Lafayette	1,584
Coconut Grove, Dade	1,576
Bonifay, Holmes	1,572
Lake Placid, Highlands	1,557
Dover, Hillsborough	1,538
Apollo Beach, Hillsborough	1,527
Hobe Sound, Martin	1,519
Florida City, Dade	1,505
Debary, Volusia	1,497
Crossings, Dade	1,490
Palm Springs, Palm Beach	1,471
Pace, Santa Rosa	1,469
Sun City Center, Hillsborough	1,456
Dunnellon, Marion	1,421
Atlantic Beach, Duval	1,419
Lake Butler, Union	1,404
Bellevue, Marion	1,357
Lantana, Palm Beach	1,344
Madison, Madison	1,344
North Palm Beach, Palm Beach	1,335
Monticello, Jefferson	1,335
Biscayne Park, Dade	1,334
Alachua, Alachua	1,321
Indiantown, Martin	1,269
Safety Harbor, Pinellas	1,260
South Miami, Dade	1,256
Graceville, Jackson	1,244
Williston, Levy	1,238
Ellenton, Manatee	1,229
Jensen Beach, Martin	1,201
Lecanto, Citrus	1,194

# COVID-19: characteristics of 2,186,477 Florida resident cases

Data through Apr 28, 2021 verified as of Apr 29, 2021 at 09:25 AM

Data in this report are provisional and subject to change.

The table below includes the cities and counties of residence for cases in Florida residents based on the patient's ZIP Code. Note that city is not always received as part of the initial notification and may be missing while the case is being investigated.

City and county	Cases
Lauderhill, Broward	1,188
Newberry, Alachua	1,187
Satellite Beach, Brevard	1,181
Century, Escambia	1,176
Beverly Hills, Citrus	1,138
Englewood, Charlotte	1,133
Havana, Gadsden	1,119
Hilliard, Nassau	1,114
El Portal, Dade	1,114
Freeport, Walton	1,096
Trenton, Gilchrist	1,094
Wildwood, Sumter	1,081
Wilton Manors, Broward	1,077
Nokomis, Sarasota	1,064
Blountstown, Calhoun	1,049
Key Largo, Monroe	1,041
Jasper, Hamilton	1,041
Bushnell, Sumter	1,021
Keystone Heights, Clay	1,020
Frostproof, Polk	1,016
Wewahitchka, Gulf	995
Hernando, Citrus	992
Medley, Dade	991
Lauderdale Lakes, Broward	988
Polk City, Polk	977
Mary Esther, Okaloosa	959
Sanderson, Baker	958
Dunnellon, Citrus	951
Fellsmere, Indian River	945
Shalimar, Okaloosa	927
Fisher Island, Dade	923
Everglades National Park, Dade	909
Port Saint Joe, Gulf	902
Minneola, Lake	895
Spring Hill, Pasco	888
Marco Island, Collier	886
Moore Haven, Glades	884
Chiefland, Levy	873
Cocoa Beach, Brevard	870
Coleman, Sumter	852
Pahokee, Palm Beach	848
Trinity, Pasco	846
High Springs, Alachua	841
Thonotosassa, Hillsborough	839
Sorrento, Lake	836
South Bay, Palm Beach	834
Fruitland Park, Lake	832
Fort Meade, Polk	831
Bristol, Liberty	827
Cross City, Dixie	826
Englewood, Sarasota	822
Indialantic, Brevard	805
Glen Saint Mary, Baker	797
Southwest Ranches, Broward	788
Marathon, Monroe	778
Crescent City, Putnam	766
Interlachen, Putnam	756
Umatilla, Lake	753
Miramar Beach, Walton	752

# COVID-19: characteristics of 2,186,477 Florida resident cases

Data through Apr 28, 2021 verified as of Apr 29, 2021 at 09:25 AM

Data in this report are provisional and subject to change.

The table below includes the cities and counties of residence for cases in Florida residents based on the patient's ZIP Code. Note that city is not always received as part of the initial notification and may be missing while the case is being investigated.

City and county	Cases
West Melbourne, Brevard	743
Fort Myers Beach, Lee	734
Lake Alfred, Polk	728
Chattahoochee, Gadsden	728
Old Town, Dixie	714
Bowling Green, Hardee	706
Olympia Heights, Dade	704
Uleta, Dade	701
Weeki Wachee, Hernando	699
Jacksonville, St. Johns	690
Lawtey, Bradford	680
Coral, Dade	678
South Daytona, Volusia	677
Silver Springs, Marion	674
Neptune Beach, Duval	667
Fort White, Columbia	664
Surfside, Dade	646
Palm Beach, Palm Beach	643
Belle Isle, Orange	633
Bronson, Levy	618
Baker, Okaloosa	615
Gulfport, Pinellas	615
Clearwater Beach, Pinellas	606
Bunnell, Flagler	598
Mascotte, Lake	595
Rotunda West, Charlotte	571
Sneads, Jackson	564
Jay, Santa Rosa	550
Mims, Brevard	545
Hawthorne, Alachua	545
Myakka City, Manatee	542
Oxford, Sumter	537
Cape Canaveral, Brevard	527
Carrabelle, Franklin	525
Oakland, Orange	523
Tavernier, Monroe	519
Melbourne Beach, Brevard	511
Dundee, Polk	508
Ocklawaha, Marion	508
Alva, Lee	507
Missing, Volusia	506
Citra, Marion	505
Cottondale, Jackson	505
Sweetwater, Dade	503
Indian Harbour Beach, Brevard	500
Bal Harbour, Dade	493
Zolfo Springs, Hardee	493
Molino, Escambia	490
Flagler Beach, Flagler	489
Florida State University, Leon	489
Midway, Gadsden	485
Celebration, Osceola	480
Youngstown, Bay	471
East Palatka, Putnam	470
Webster, Sumter	466
Bell, Gilchrist	457
Altha, Calhoun	449
Branford, Suwannee	440
Apalachicola, Franklin	430

# COVID-19: characteristics of 2,186,477 Florida resident cases

Data through Apr 28, 2021 verified as of Apr 29, 2021 at 09:25 AM

Data in this report are provisional and subject to change.

The table below includes the cities and counties of residence for cases in Florida residents based on the patient's ZIP Code. Note that city is not always received as part of the initial notification and may be missing while the case is being investigated.

City and county	Cases
De Leon Springs, Volusia	427
Haverhill, Palm Beach	424
West Miami, Dade	418
Archer, Alachua	416
Eagle Lake, Polk	416
Missing, Orange	412
Osprey, Sarasota	408
Chuluota, Seminole	402
Floral City, Citrus	402
Centerville, Leon	396
Tequesta, Palm Beach	396
Holly Hill, Volusia	386
Ave Maria, Collier	386
Hastings, St. Johns	385
Lake Park, Palm Beach	383
Grand Ridge, Jackson	376
Raiford, Union	374
Pierson, Volusia	370
Grand Island, Lake	367
Montverde, Lake	352
Indian Rocks Beach, Pinellas	341
Gotha, Orange	341
Malabar, Brevard	335
Greenville, Madison	334
Satsuma, Putnam	332
Alafaya, Orange	332
Vernon, Washington	330
Bryceville, Nassau	330
Kenneth City, Pinellas	328
Hallandale Beach, Broward	320
Elkton, St. Johns	320
Malone, Jackson	319
Jennings, Hamilton	318
Sebastian, Brevard	317
Lake Panasoffkee, Sumter	316
Fort McCoy, Marion	316
Melrose, Putnam	310
Reddick, Marion	309
Eastpoint, Franklin	308
Laurel Hill, Okaloosa	307
Belleair, Pinellas	304
Westville, Holmes	300
San Antonio, Pasco	299
Geneva, Seminole	299
Greenacres, Palm Beach	297
Anthony, Marion	297
Valparaiso, Okaloosa	295
Winter Park, Seminole	294
Morriston, Levy	293
Lehigh, Lee	293
O Brien, Suwannee	288
Greenwood, Jackson	282
Ponce De Leon, Holmes	275
Fern Park, Seminole	271
Kindred, Osceola	266
South Pasadena, Pinellas	266
Inlet Beach, Walton	259
Eglin Air Force Base, Okaloosa	257
Sanibel, Lee	250

# COVID-19: characteristics of 2,186,477 Florida resident cases

Data through Apr 28, 2021 verified as of Apr 29, 2021 at 09:25 AM

Data in this report are provisional and subject to change.

The table below includes the cities and counties of residence for cases in Florida residents based on the patient's ZIP Code. Note that city is not always received as part of the initial notification and may be missing while the case is being investigated.

City and county	Cases
Weirsdale, Marion	248
University Of Central Fl, Orange	247
Fountain, Bay	246
Edgewood, Orange	245
Islamorada, Monroe	244
Longboat Key, Manatee	243
White Springs, Hamilton	242
Lee, Madison	237
Southport, Bay	236
Saint James City, Lee	236
Gretna, Gadsden	234
Poinciana, Polk	234
Cutler Bay, Dade	229
Hosford, Liberty	226
Astatula, Lake	223
Madeira Beach, Pinellas	222
Lakewood Ranch, Manatee	222
Wellborn, Suwannee	222
Juno Beach, Palm Beach	218
Holt, Okaloosa	218
Howey-In-The-Hills, Lake	215
Mcdavid, Escambia	212
Atlantis, Palm Beach	211
Babson Park, Polk	209
Lake Helen, Volusia	207
Bay Harbor Islands, Dade	206
Micanopy, Alachua	206
Holmes Beach, Manatee	206
Lauderdale By The Sea, Broward	205
Altoona, Lake	202
Sopchoppy, Wakulla	197
Osteen, Volusia	197
Zellwood, Orange	196
Azalea Park, Orange	194
Center Hill, Sumter	194
Mcalpin, Suwannee	192
Alford, Jackson	189
The Villages, Lake	184
Viera, Brevard	183
The Villages, Marion	183
Odessa, Pasco	180
Hypoluxo, Palm Beach	178
Mangonia Park, Palm Beach	175
Golden Beach, Dade	175
Pomona Park, Putnam	171
Summerland Key, Monroe	170
Bokeelia, Lee	170
Missing, Lee	168
Ponce Inlet, Volusia	167
University Of Miami, Dade	166
Grant-Valkaria, Brevard	164
Oak Hill, Volusia	164
Paisley, Lake	162
Lutz, Pasco	161
Caryville, Washington	161
Sumterville, Sumter	160
Rocky Point, Hillsborough	159
University Of Fl, Alachua	159
Bay Lake, Orange	158

# COVID-19: characteristics of 2,186,477 Florida resident cases

Data through Apr 28, 2021 verified as of Apr 29, 2021 at 09:25 AM

Data in this report are provisional and subject to change.

The table below includes the cities and counties of residence for cases in Florida residents based on the patient's ZIP Code. Note that city is not always received as part of the initial notification and may be missing while the case is being investigated.

City and county	Cases
Lockhart, Orange	156
Citrus Springs, Citrus	152
Big Pine Key, Monroe	149
Hollister, Putnam	148
Hiawassee, Orange	147
San Mateo, Putnam	146
Carrollwood, Hillsborough	146
Christmas, Orange	145
Lady Lake, Sumter	144
Inglis, Levy	144
Clair-Mel City, Hillsborough	139
Lake Hamilton, Polk	135
Cloud Lake, Palm Beach	134
West Park, Broward	134
Baldwin, Duval	132
Clarksville, Calhoun	132
Missing, St. Johns	131
Buena Ventura Lakes, Osceola	131
Apopka, Seminole	130
Kendall, Dade	129
Hampton, Bradford	128
Steinhatchee, Taylor	127
Placida, Charlotte	126
University Of Central Florida, Orange	124
Missing, Pinellas	124
Matlacha, Lee	123
Belleair Beach, Pinellas	123
Harmony, Osceola	121
Missing, Sumter	121
Tierra Verde, Pinellas	119
Lighthouse Point, Broward	118
Seville, Volusia	117
Temple Terrace, Hillsborough	117
City Of Sunrise, Broward	116
Barry University, Dade	114
Saint Leo, Pasco	113
Dania Beach, Broward	113
Dinsmore, Duval	113
Callaway, Bay	112
Cedar Key, Levy	110
Hurlburt Field, Okaloosa	110
Astor, Lake	109
Sunny Isles Beach, Dade	108
Bradenton Beach, Manatee	108
Panacea, Wakulla	107
Brooker, Bradford	105
Princeton, Dade	104
Florahome, Putnam	104
Lamont, Jefferson	103
Canal Point, Palm Beach	103
Barefoot Bay, Brevard	102
Fruit Cove, St. Johns	101
Waldo, Alachua	101
Florida Gulf Coast Univ, Lee	99
South Fort Myers, Lee	98
Tyndall Air Force Base, Bay	98
Kathleen, Polk	97
University Of South Florida, Hillsborough	97
Bascom, Jackson	96

# COVID-19: characteristics of 2,186,477 Florida resident cases

Data through Apr 28, 2021 verified as of Apr 29, 2021 at 09:25 AM

Data in this report are provisional and subject to change.

The table below includes the cities and counties of residence for cases in Florida residents based on the patient's ZIP Code. Note that city is not always received as part of the initial notification and may be missing while the case is being investigated.

City and county	Cases
Lorida, Highlands	93
Crystal Beach, Pinellas	92
Ocean Ridge, Palm Beach	92
Missing, Lake	92
Maitland, Seminole	91
Pinetta, Madison	90
Fort Denaud, Hendry	89
F M, Lee	87
Missing, St. Lucie	87
Saint Pete Beach, Pinellas	87
Missing, Marion	84
Yalaha, Lake	81
Boca Grande, Lee	81
Patrick Air Force Base, Brevard	80
Welaka, Putnam	79
Eatonville, Orange	79
Palma Ceia, Hillsborough	76
North Venice, Sarasota	75
Avon Park, Polk	73
Campbellton, Jackson	72
Cudjoe Key, Monroe	71
Missing, Duval	71
Ochopee, Collier	70
Air Mail Facility, Dade	69
Anna Maria, Manatee	69
Greensboro, Gadsden	67
Miami Springs, Dade	67
Wekiwa Springs, Seminole	67
Reunion, Osceola	66
Missing, Palm Beach	66
Georgetown, Putnam	66
Northdale, Hillsborough	66
Destin, Walton	66
Stock Island, Monroe	64
Missing, Pasco	64
Felda, Hendry	63
North Redington Beach, Pinellas	62
Treasure Island, Pinellas	62
Mexico Beach, Bay	60
Micco, Brevard	59
Bonita Beach, Lee	59
Orlando, Seminole	58
Bellview, Escambia	58
Duette, Manatee	58
Okahumpka, Lake	57
Walnut Hill, Escambia	55
Ona, Hardee	55
Lake Suzy, Desoto	55
Miromar Lakes, Lee	55
Heathrow, Seminole	54
University Of Tampa, Hillsborough	54
Missing, Santa Rosa	54
Singer Island, Palm Beach	54
Enterprise, Volusia	53
Orlando, Dade	52
Highland City, Polk	52
Green Acres, Palm Beach	52
Town N Country, Hillsborough	51
Stetson University, Volusia	51

# COVID-19: characteristics of 2,186,477 Florida resident cases

Data through Apr 28, 2021 verified as of Apr 29, 2021 at 09:25 AM

Data in this report are provisional and subject to change.

The table below includes the cities and counties of residence for cases in Florida residents based on the patient's ZIP Code. Note that city is not always received as part of the initial notification and may be missing while the case is being investigated.

City and county	Cases
Aloma, Orange	51
Salt Springs, Marion	50
Terra Ceia, Manatee	50
Intercession City, Osceola	50
Palm Beach Shores, Palm Beach	50
Miami, Broward	49
Cinco Bayou, Okaloosa	47
Naranja, Dade	47
Bayonet Point, Pasco	47
Waverly, Polk	47
Miami, Unknown	46
Missing, Broward	46
Florence Villa, Polk	46
Eaton Park, Polk	46
Kenansville, Osceola	45
Village Wellington, Palm Beach	45
Orlando, Osceola	45
Key Colony Beach, Monroe	45
Florida International Univ, Dade	45
Ebro, Washington	45
Missing, Hillsborough	44
Sewalls Point, Martin	44
Manalapan, Palm Beach	43
Lacoochee, Pasco	43
Gulf Breeze, Escambia	43
Village Of Wellington, Palm Beach	42
Missing, Seminole	42
North Bay Village, Dade	41
Ridge Manor, Pasco	41
Miami Shores, Dade	41
Cortez, Manatee	40
Saint Johns, Duval	40
Lakeshore, Polk	40
Pine Hills, Orange	39
Jupiter, Martin	38
Florida A And M University, Leon	38
Ponte Vedra, Duval	38
Bayshore Gardens, Manatee	38
Hialeah Gardens, Dade	38
Pasadena, Pinellas	38
Univ Of FI Student Dorms, Alachua	37
Orlando, Broward	37
Orlando, Volusia	37
Bonaventure, Broward	37
Eloise, Polk	37
Bay Pines, Pinellas	37
Davenport, Osceola	37
Westlake, Palm Beach	37
Lealman, Pinellas	36
Tice, Lee	36
Highland Beach, Palm Beach	36
Bradley, Polk	36
Lulu, Columbia	36
Sugarloaf Key, Monroe	36
Orlando, Polk	35
Homeland, Polk	35
City Of Westlake, Palm Beach	34
Flemington, Marion	34
Hallandle Beach, Broward	34

# COVID-19: characteristics of 2,186,477 Florida resident cases

Data through Apr 28, 2021 verified as of Apr 29, 2021 at 09:25 AM

Data in this report are provisional and subject to change.

The table below includes the cities and counties of residence for cases in Florida residents based on the patient's ZIP Code. Note that city is not always received as part of the initial notification and may be missing while the case is being investigated.

City and county	Cases
Palm Shores, Brevard	34
Siesta Key, Sarasota	34
Poinciana, Osceola	34
Dowling Park, Suwannee	33
Venus, Highlands	33
Wekiva Springs, Seminole	32
Kinard, Calhoun	32
Bagdad, Santa Rosa	32
Sydney, Hillsborough	32
Alturas, Polk	31
Mcintosh, Marion	31
Westchase, Hillsborough	31
South Palm Beach, Palm Beach	31
Nocatee, Desoto	31
Indian Lake Estates, Polk	31
Homosassa Springs, Citrus	31
Saint Marks, Wakulla	30
Missing, Manatee	29
Chokoloskee, Collier	29
Penney Farms, Clay	29
Bonita Springs, Collier	29
Horseshoe Beach, Dixie	28
Palmdale, Glades	28
Archer, Levy	28
Little Torch Key, Monroe	28
Pembroke Park, Broward	28
Orlando, Hillsborough	28
Balm, Hillsborough	27
New Smyrna, Volusia	27
Pine Castle, Orange	27
Tangerine, Orange	27
Pensacola Beach, Santa Rosa	27
Florida State, Leon	27
Caryville, Holmes	27
Paxton, Walton	26
Redington Shores, Pinellas	26
Sparr, Marion	26
Long Key, Monroe	26
Missing, Indian River	26
Fort Lauderdale, Dade	26
Missing, Monroe	25
Tioga, Alachua	25
Orange Lake, Marion	25
Missing, Citrus	25
Earleton, Alachua	25
Hawthorne, Putnam	25
South Miami Heights, Dade	25
Yankeetown, Levy	25
Labelle, Glades	25
Missing, Brevard	24
Loughman, Polk	24
Wabasso, Indian River	24
Boca Raton, Broward	24
Santa Fe, Alachua	24
Union Park, Orange	24
Missing, Escambia	24
Goulds, Dade	24
Bostwick, Putnam	23
Champions Gate, Polk	22

# COVID-19: characteristics of 2,186,477 Florida resident cases

Data through Apr 28, 2021 verified as of Apr 29, 2021 at 09:25 AM

Data in this report are provisional and subject to change.

The table below includes the cities and counties of residence for cases in Florida residents based on the patient's ZIP Code. Note that city is not always received as part of the initial notification and may be missing while the case is being investigated.

City and county	Cases
Florida Dept Of Corrections, Union	22
Wausau, Washington	22
Plymouth, Orange	22
Citrus Ridge, Indian River	22
Crystal Springs, Pasco	22
Laud-By-The-Sea, Broward	22
Missing, Okaloosa	22
Kissimmee, Orange	22
La Crosse, Alachua	22
Mango, Hillsborough	22
Buckingham, Lee	22
Florida International University, Dade	22
Branford, Lafayette	22
Sun City, Hillsborough	21
Perdido Key, Escambia	21
Everglades City, Collier	21
Fort Ogden, Desoto	21
Bonifay, Washington	21
Candler, Marion	20
Hollywood, Dade	20
Golden Oak, Orange	20
Parker, Bay	20
Missing, Collier	20
Ramrod Key, Monroe	20
Trenton, Levy	20
Jensen Beach, St. Lucie	20
Mexico Beach, Gulf	20
Indian River Shores, Indian River	20
Goodland, Collier	20
Babcock Ranch, Lee	19
High Springs, Gilchrist	19
Maxville, Duval	19
Nalcrest, Polk	19
Lake Como, Putnam	19
Lowell, Marion	19
Brooksville, Pasco	19
Lake Buena Vista, Orange	19
Orlando, Palm Beach	19
Wildlight, Nassau	19
Forest City, Orange	18
Johns Pass Village, Pinellas	18
Belleair Bluffs, Pinellas	18
Florida State Univ Admin, Leon	18
Lakewood Ranch, Sarasota	18
Tallevast, Manatee	18
Gulf Stream, Palm Beach	18
Nichols, Polk	18
Missing, Martin	17
Mount Dora, Orange	17
Missing, Bay	17
Webster, Hernando	17
Shady Hills, Pasco	17
Hutchinson Island, St. Lucie	17
Graceville, Holmes	17
West Panama City Beach, Bay	17
Daytona Beach Shores, Volusia	17
Trilby, Pasco	17
Wewahitchka, Calhoun	16
Deer Island, Lake	16

# COVID-19: characteristics of 2,186,477 Florida resident cases

Data through Apr 28, 2021 verified as of Apr 29, 2021 at 09:25 AM

Data in this report are provisional and subject to change.

The table below includes the cities and counties of residence for cases in Florida residents based on the patient's ZIP Code. Note that city is not always received as part of the initial notification and may be missing while the case is being investigated.

City and county	Cases
Lake City, Suwannee	16
Woodville, Leon	16
Otter Creek, Levy	16
Lake Monroe, Seminole	16
Hernando Beach, Hernando	16
Gulf Hammock, Levy	16
Babcock Ranch, Charlotte	16
Graham, Bradford	16
Braden River, Manatee	16
Suwannee, Dixie	16
Hillsboro Beach, Broward	15
Village Of Palmetto Bay, Dade	15
Indian Creek Village, Dade	15
White Springs, Columbia	15
Eau Gallie, Brevard	15
Saint Lucie West, St. Lucie	15
Orlando, Lake	15
Watersound, Walton	15
Orlando, Pinellas	15
Winter Garden, Lake	15
Murdock, Charlotte	14
Miami Gardens, Broward	14
Copeland, Collier	14
Los Angeles, Dade	14
Wahneta, Polk	14
Laurel Hill, Walton	14
Dade City, Hernando	14
Virginia Gardens, Dade	14
Mount Plymouth, Lake	13
Elfers, Pasco	13
Durant, Hillsborough	13
Roseland, Indian River	13
Gonzalez, Escambia	13
Kingsley Lake, Bradford	13
Steinhatchee, Dixie	13
Choctaw Beach, Okaloosa	13
Jacksonville, Unknown	13
Long Boat Key, Manatee	13
Orlando, Brevard	13
Saint George Island, Franklin	13
Unknown, Dade	13
Alys Beach, Bay	13
Fort Charlotte, Charlotte	13
Hialeah, Unknown	13
Hialeah, Broward	12
East Lake, Marion	12
Redington Beach, Pinellas	12
Captiva, Lee	12
Umatilla, Marion	12
Pensacola Beach, Escambia	12
Rosemary Beach, Walton	12
Citrus Hills, Citrus	12
Leisure City, Dade	12
Fanning Springs, Gilchrist	12
Holder, Citrus	12
Missing, Putnam	12
Greenville, Taylor	11
Cypress, Jackson	11
Naples, Lee	11

# COVID-19: characteristics of 2,186,477 Florida resident cases

Data through Apr 28, 2021 verified as of Apr 29, 2021 at 09:25 AM

Data in this report are provisional and subject to change.

The table below includes the cities and counties of residence for cases in Florida residents based on the patient's ZIP Code. Note that city is not always received as part of the initial notification and may be missing while the case is being investigated.

City and county	Cases
Deerfield Beach, Palm Beach	11
Sea Ranch Lakes, Broward	11
Goldenrod, Seminole	11
Missing, Sarasota	10
Missing, Taylor	10
Telogia, Liberty	10
Gibsonia, Polk	10
Missing, Polk	10
University Park, Manatee	10
Grandin, Putnam	10
Worthington Springs, Union	10
Rubonia, Manatee	10
Haines Creek, Lake	10
Forest City, Seminole	10
Ozona, Pinellas	10
Missing, Nassau	10
Seacrest, Walton	10
Briny Breezes, Palm Beach	10
Basinger, Okeechobee	10
Orlando, Duval	10
Orlando, Leon	10
Perrine, Dade	10
Saint Augustine, Duval	9
West Delray Beach, Palm Beach	9
Grant Valkaria, Brevard	9
Nobleton, Hernando	9
Passport, Unknown	9
Day, Lafayette	9
Ybor City, Hillsborough	9
Lloyd, Jefferson	9
Lamont, Madison	9
Beverly Beach, Flagler	9
Saint Augustine Beach, St. Johns	9
Orlando, Unknown	9
Putnam Hall, Putnam	9
Ferndale, Lake	9
Innovation, Pasco	9
Cottondale, Washington	9
Barberville, Volusia	9
Scottsmoor, Brevard	9
Palma Sola, Manatee	9
Missing, Clay	8
Jerome, Collier	8
Ponce De Leon, Walton	8
Fairfield, Marion	8
Cross Creek, Alachua	8
Indian Shores, Pinellas	8
Fort Walton Beach, Unknown	8
Quail Heights, Dade	8
Palm City, St. Lucie	8
Seybold, Dade	8
White City, Gulf	8
Pine Ridge, Citrus	8
Keystone Heights, Bradford	8
Evinston, Alachua	8
Oneco, Manatee	8
Salem, Taylor	8
Missing, Unknown	8
Orange Springs, Marion	8

# COVID-19: characteristics of 2,186,477 Florida resident cases

Data through Apr 28, 2021 verified as of Apr 29, 2021 at 09:25 AM

Data in this report are provisional and subject to change.

The table below includes the cities and counties of residence for cases in Florida residents based on the patient's ZIP Code. Note that city is not always received as part of the initial notification and may be missing while the case is being investigated.

City and county	Cases
Weirsdale, Lake	8
Anastasia Island, St. Johns	8
East Rockland Key, Monroe	7
Missing, Flagler	7
High Springs, Columbia	7
Port Saint John, Brevard	7
Orange Park, Duval	7
Fernandina, Nassau	7
Inglis, Citrus	7
Orlando, Pasco	7
Longboat Key, Sarasota	7
Switzerland, St. Johns	7
Aripeka, Pasco	7
Maitland, Volusia	7
River Ranch, Polk	7
Valkaria, Brevard	7
Orlando, Alachua	7
Niceville, Walton	7
Okeechobee, Glades	7
Punta Gorda, Lee	6
Holt, Santa Rosa	6
Inlet Beach, Bay	6
Deland, Lake	6
Sunny Hills, Washington	6
Shady Grove, Taylor	6
Orlando, Flagler	6
Orlando, Marion	6
Oklawaha, Marion	6
Port Salerno, Martin	6
Ridge Manor Estates, Sumter	6
Maitland, Hillsborough	6
Winter Park, Polk	6
Winderemere, Orange	6
Lake Worth, Broward	6
Grove City, Charlotte	6
Eglin, Okaloosa	6
Bruce, Holmes	6
Coco River, Collier	6
Missing, Walton	6
Labelle, Lee	6
Duck Key, Monroe	6
Morriston, Marion	6
Newberry, Gilchrist	6
San Carlos Park, Lee	6
Miccosukee, Leon	6
Glenwood, Volusia	6
Orchid, Indian River	6
Pensacola, Unknown	6
Maitland, Osceola	6
Bradenton, Sarasota	6
Ocoee, Lake	6
Lake Butler, Bradford	6
Mayport Naval Station, Duval	6
Missing, Alachua	5
Delray Beach, Broward	5
Alys Beach, Walton	5
Point Washington, Walton	5
Seacrest, Bay	5
Williston, Marion	5

# COVID-19: characteristics of 2,186,477 Florida resident cases

Data through Apr 28, 2021 verified as of Apr 29, 2021 at 09:25 AM

Data in this report are provisional and subject to change.

The table below includes the cities and counties of residence for cases in Florida residents based on the patient's ZIP Code. Note that city is not always received as part of the initial notification and may be missing while the case is being investigated.

City and county	Cases
Okeechobee, Martin	5
Orlando, Manatee	5
Pompano Beach, Palm Beach	5
Wakulla Springs, Wakulla	5
Cypress Gardens, Polk	5
Island Grove, Alachua	5
Clarcona, Orange	5
PSL, Unknown	5
Okeechobee, Osceola	5
University Of Central FL, Hillsborough	5
Cape Haze, Charlotte	5
Bayou George, Bay	5
Boynton Beach, Broward	5
Kissimmee, Unknown	5
Miramar, Dade	5
Missing, Osceola	5
Miami Gardens, Unknown	5
Fort Lauderdale, Palm Beach	5
Jacksonville Naval Air Station, Duval	5
Missing, Columbia	5
Missing, Highlands	5
Ebro, Bay	5
Highland Park, Polk	5
Westchester, Dade	5
Mid Florida, Seminole	5
Ocean Breeze, Martin	5
Missing, Leon	5
Milton, Escambia	5
Missing, Hernando	5
Mayport, Duval	5
Jacksonville, Clay	5
Greenville, Jefferson	5
Pass, Unknown	5
Stuart, St. Lucie	5
Lake Geneva, Clay	5
Miami, Palm Beach	5
Live Oak, Madison	4
Loxahatchee Groves, Palm Beach	4
Fort Lauderdale, Unknown	4
West Bradenton, Manatee	4
Clermont, Polk	4
Marina Del Rey, Dade	4
Margate, Unknown	4
Melrose, Bradford	4
Los Angeles, Broward	4
Jacksonville, Dade	4
Arcadia, Hillsborough	4
Lake Harbor, Palm Beach	4
Glen Ridge, Palm Beach	4
Coconut Creek, Palm Beach	4
Orem, Palm Beach	4
Branford, Gilchrist	4
Clewiston, Palm Beach	4
Conch Key, Monroe	4
Sharpes, Brevard	4
Lazy Lake, Broward	4
Lamont, Taylor	4
Wacissa, Jefferson	4
Sugarloaf, Monroe	4

# COVID-19: characteristics of 2,186,477 Florida resident cases

Data through Apr 28, 2021 verified as of Apr 29, 2021 at 09:25 AM

Data in this report are provisional and subject to change.

The table below includes the cities and counties of residence for cases in Florida residents based on the patient's ZIP Code. Note that city is not always received as part of the initial notification and may be missing while the case is being investigated.

City and county	Cases
International Service Center, Dade	4
Hollywood, Unknown	4
Indian Rock Beach, Pinellas	4
Bowling Green, Polk	4
Plantation Key, Monroe	4
N/A, Unknown	4
Sandestin, Walton	4
Pompano Beach, Dade	4
Bella Collina, Lake	4
Bonnie, Dade	4
El Jobean, Charlotte	4
Miami Beach, Unknown	4
Marathon Shores, Monroe	4
Hinsdale, Manatee	4
Jonesville, Alachua	4
Julington Creek, St. Johns	3
Jupiter Island, Martin	3
Kathleen, Pasco	3
Marco Island, Lee	3
Mims, Volusia	3
Miramar, Unknown	3
Missing, Washington	3
Naples, Unknown	3
Alford, Washington	3
Pass-A-Grille, Pinellas	3
Orlando, Escambia	3
Ocean Reef Club, Monroe	3
Vero Beach, St. Lucie	3
Winter Park, Volusia	3
Monticello, Madison	3
North Miami Beach, Broward	3
Samoset, Manatee	3
San Fernando, Unknown	3
Vernon, Bay	3
Cape San Blas, Gulf	3
Apopka, Lake	3
Crestview, Walton	3
Cross Key, Monroe	3
Green Cove Springs, Duval	3
Fpo, Duval	3
Fernandina Beach, Duval	3
Mayport Naval Housing, Duval	3
Westville, Walton	3
Pembroke Lakes, Broward	3
Orlo Vista, Orange	3
Milligan, Okaloosa	3
Land O Lakes, Hillsborough	3
Lady Lake, Marion	3
Homeless, Hillsborough	3
Jacksonville , Duval	3
Brooklyn, Broward	3
Ft Pierce, St. Lucie	3
Sorrento, Orange	3
Stuart, Palm Beach	3
North Fort Myers, Charlotte	3
Pompano Beach, Unknown	3
Chicago, Lee	3
Coraopolis, Citrus	3
Champions Gate, Osceola	3

# COVID-19: characteristics of 2,186,477 Florida resident cases

Data through Apr 28, 2021 verified as of Apr 29, 2021 at 09:25 AM

Data in this report are provisional and subject to change.

The table below includes the cities and counties of residence for cases in Florida residents based on the patient's ZIP Code. Note that city is not always received as part of the initial notification and may be missing while the case is being investigated.

City and county	Cases
Bristol, Calhoun	3
Aventura, Broward	3
Jacksonville, Alachua	3
Marina Del Rey, Broward	3
Pp, Dade	3
Woodside, Broward	3
Wimauma, Manatee	3
Brewton, Escambia	3
Apopka, Broward	3
Lanark Village, Franklin	3
Maitland, Polk	3
Inverness, Polk	3
Pass, Dade	3
Vero Beach, Brevard	3
Miami Shores, Broward	3
Pineland, Lee	3
Tampa, Pinellas	3
Tampa Palms, Hillsborough	3
Tarpon Springs, Pasco	3
Winter Garden, Seminole	3
Laurel, Sarasota	3
Ludlam, Dade	3
Clermont, Orange	3
West Palm Beach, Broward	3
Village Of Golf, Palm Beach	3
Wildwood, Marion	3
Saint Petersburg, Hillsborough	3
Saint Augusaintine Beach, St. Johns	3
Port Saint Lucie, Martin	3
Palm Coast, Volusia	3
Missing, Jackson	3
Hallandale Beach, Dade	3
Hallandale Beach, Unknown	3
Lake City, Duval	3
Immokalee, Lee	3
Loxahatchee, Broward	3
Lakeland, Hillsborough	3
Miami, Orange	3
Lynbrook, Broward	3
Fort Myers, Unknown	3
Bradington, Manatee	3
Blountstown, Liberty	3
Blountstown, Jackson	2
Alligator Point, Franklin	2
Crawfordville, Leon	2
Eatonville, Lake	2
Coconut Creek, Unknown	2
Lutz, Pinellas	2
Miami, Hillsborough	2
Lawtey, Union	2
Los Angeles, Okaloosa	2
Louisville, Manatee	2
Mount Pleasant, Gadsden	2
None, Dade	2
Navarre, Okaloosa	2
Opa Locka, Broward	2
Phoenix, Lake	2
Port Charlotte, Unknown	2
Seven Springs, Pasco	2

# COVID-19: characteristics of 2,186,477 Florida resident cases

Data through Apr 28, 2021 verified as of Apr 29, 2021 at 09:25 AM

Data in this report are provisional and subject to change.

The table below includes the cities and counties of residence for cases in Florida residents based on the patient's ZIP Code. Note that city is not always received as part of the initial notification and may be missing while the case is being investigated.

City and county	Cases
Zellwood, Lake	2
West Villages, Sarasota	2
Upper Key Largo, Monroe	2
University Of Central Florida, Brevard	2
Bronx, Seminole	2
Doctors Inlet, Clay	2
Bonifay, Jackson	2
Bonnie, Duval	2
Bonnie, Sarasota	2
Lecanto, Marion	2
Maitland, Leon	2
Lake Helen, Orange	2
Fort Myers, Collier	2
Fort Pierce, Martin	2
Winter Park, Leon	2
St John, Broward	2
Weston, Dade	2
West Palm Beach, Dade	2
Orlando, Santa Rosa	2
Palm Springs North, Dade	2
Redland, Dade	2
Melrose, Alachua	2
Olustee, Baker	2
Orlando, Charlotte	2
Saint Teresa, Wakulla	2
West Point, Lee	2
University Of Central Florida, Broward	2
Orlando, Okaloosa	2
Madison, Unknown	2
Maitland, Pasco	2
Miamt, Dade	2
North Miami, Broward	2
Homeless, Dade	2
Florida Power & Light Co, Dade	2
Amelia City, Nassau	2
Apopka, Unknown	2
Alligator Point, Wakulla	2
Chipley, Jackson	2
Maitland, Lake	2
Moore Haven, Hendry	2
Naples, Broward	2
Jan Phyl Village, Polk	2
Hialeah Lakes, Dade	2
Hialeah, Orange	2
Cassadaga, Volusia	2
Fort Walton Beach, Walton	2
Duke Field Air Force Station, Okaloosa	2
Dunnellon, Levy	2
Yalhala, Lake	2
Sumatra, Liberty	2
University Of Central Florida, Palm Beach	2
University Of Central Florida, Pinellas	2
Pp, Unknown	2
Provo, Broward	2
Portland, Unknown	2
Pensacola, Santa Rosa	2
Melrose, Clay	2
Mesa, Unknown	2
Longview, Dade	2

# COVID-19: characteristics of 2,186,477 Florida resident cases

Data through Apr 28, 2021 verified as of Apr 29, 2021 at 09:25 AM

Data in this report are provisional and subject to change.

The table below includes the cities and counties of residence for cases in Florida residents based on the patient's ZIP Code. Note that city is not always received as part of the initial notification and may be missing while the case is being investigated.

City and county	Cases
Jacksonville Naval Hospital, Duval	2
Hosford, Calhoun	2
000000, Unknown	2
Dfafs, Okaloosa	2
Tampa, Hernando	2
Vero Beach, Unknown	2
Wauchula, Desoto	2
Yeehaw, Okeechobee	2
Noma, Holmes	2
Ormond Beach, Flagler	2
Panama City, Unknown	2
Pembroke Pines, Dade	2
Sebring, Desoto	2
Saint Lucie Village, St. Lucie	2
Fort Lauderdale, Alachua	2
Doral, Unknown	2
Bay Harbor Islands, Unknown	2
Alachua, Duval	2
Cross City, Taylor	2
Carl Fisher, Dade	2
Jupiter, Dade	2
Lakeland, Unknown	2
Micanopy, Marion	2
Port Saint Lucie, Palm Beach	2
Red Bay, Holmes	2
Saint Marys, Nassau	2
West Lafayette, Broward	2
Windermere, Lake	2
Sutton, Pasco	2
Tequesta, Martin	2
Woodstock, Lee	2
Marysville, Dade	2
Lake Clarke Shores, Palm Beach	2
FI State Univ Student, Leon	2
Dade City, Unknown	2
Defuniak Springs, Okaloosa	2
Cibolo, Orange	2
Claysville, Hernando	2
Crescent Beach, Sarasota	2
Callahan, Duval	2
Tampa, Broward	2
Tarpon Springs, Hillsborough	2
Seguin, Unknown	2
Sarasota, Unknown	2
Sunrise, Unknown	2
South Miami, Broward	2
Port Canaveral, Brevard	2
Orlando, St. Lucie	2
Monument, Broward	2
Oakland Park, Unknown	2
Winter Springs, Orange	2
Venice, Dade	2
Windermere, Hillsborough	2
Okeechobee, Highlands	2
Pompano Beach, Osceola	2
Port Charlotte, Lee	2
Port St. Lucie, St. Lucie	2
Sand Lake, Orange	2
Union, Manatee	2

# COVID-19: characteristics of 2,186,477 Florida resident cases

Data through Apr 28, 2021 verified as of Apr 29, 2021 at 09:25 AM

Data in this report are provisional and subject to change.

The table below includes the cities and counties of residence for cases in Florida residents based on the patient's ZIP Code. Note that city is not always received as part of the initial notification and may be missing while the case is being investigated.

City and county	Cases
University Of Central Fl, Seminole	2
Swansea, Lee	2
Altamonte Springs, Orange	2
At Large, Broward	2
Boys Ranch, Suwannee	2
Fort Pierce, Brevard	2
Graceville, Unknown	2
Eatonville, Polk	2
New Port Richey, Hillsborough	2
Miami, Martin	2
Jena, Taylor	2
Labelle, Collier	2
Long Beach, Orange	2
Litchfield Park, Monroe	1
Littleton, St. Johns	1
Lake In The Hills, Broward	1
Lake Worth, Unknown	1
Lauderhill, Unknown	1
Indianapolis, Lee	1
Jupiter, Pinellas	1
Kansas City, Palm Beach	1
Gwynn Oak, Polk	1
Milford, Bay	1
Milford, Unknown	1
Melbourne, Volusia	1
Mattoon, Lee	1
Marianna, Leon	1
Marianna, Washington	1
Mary Esther, Hillsborough	1
Los Angeles, Orange	1
Maitland, Palm Beach	1
Longwood, Unknown	1
Newaygo, Charlotte	1
North Port, Charlotte	1
New Canaan, Dade	1
Na, Dade	1
Missing, Franklin	1
Eureka, Flagler	1
Evansville, Citrus	1
Crescent City, Marion	1
Crestview, Unknown	1
Denton, Broward	1
Destin, Bay	1
Clearwater, Hillsborough	1
Coal City, Pasco	1
Commerce Township, Manatee	1
Crawfordville, Alachua	1
Glens Falls, Broward	1
Fort Lauderdale, Lee	1
Fort Worth, Broward	1
Franklin, Orange	1
Frostproof, Highlands	1
Gainesville, Palm Beach	1
Gainesville, Santa Rosa	1
Brewster, Palm Beach	1
Brownsville, Escambia	1
Bryant, Palm Beach	1
Bonnie, St. Johns	1
Belleair Bluffs, Unknown	1

# COVID-19: characteristics of 2,186,477 Florida resident cases

Data through Apr 28, 2021 verified as of Apr 29, 2021 at 09:25 AM

Data in this report are provisional and subject to change.

The table below includes the cities and counties of residence for cases in Florida residents based on the patient's ZIP Code. Note that city is not always received as part of the initial notification and may be missing while the case is being investigated.

City and county	Cases
Celebration, Orange	1
Chicago, Broward	1
Choctaw Beach, Unknown	1
Austin, Dade	1
Apo, Collier	1
Big Torch Key, Monroe	1
Black, Holmes	1
Boca Raton, Lee	1
Bonifay, Unknown	1
8852 Teacher Ln, Pasco	1
Addison, Pasco	1
Apopka, Citrus	1
Apopka, Hillsborough	1
Arabi, Orange	1
Tampa, Citrus	1
Tampa, Duval	1
Summerdale, Escambia	1
Sun City Center, Lee	1
Surfside Beach, Orange	1
Tavares, Unknown	1
Temple, Palm Beach	1
Saint Charles, Orange	1
St Peterburg, Orange	1
Stiamk, Dade	1
Scottsdale, Brevard	1
Scottsdale, Palm Beach	1
Roswell, Bay	1
Royal Palm, Palm Beach	1
Ruskin, Dade	1
Ruskin, Manatee	1
Saint Petersburg, Duval	1
Saint Petersburg, Manatee	1
Port Saint Lucie, Marion	1
Port St Luice, Unknown	1
Pembroke Pines, Unknown	1
Pensacola Naval Hospital, Escambia	1
Pittsburgh, Alachua	1
Playa Del Rey, Palm Beach	1
Plymouth, Pasco	1
Okeechobee, Unknown	1
Oviedo, Orange	1
Pace, Escambia	1
Painted Post, Pasco	1
Palatka, Marion	1
Winnetka, Dade	1
Winter Garden, Osceola	1
Winter Haven, Leon	1
Winter Haven, Osceola	1
Winter Park, Duval	1
Winter Park, Palm Beach	1
West Hollywood, Broward	1
West Palm Beach, Unknown	1
Weston, Unknown	1
Wildwood, Lee	1
Willington, Lee	1
Unknown, Duval	1
Upland, Manatee	1
Valrico, Polk	1
Wakefield, Broward	1

# COVID-19: characteristics of 2,186,477 Florida resident cases

Data through Apr 28, 2021 verified as of Apr 29, 2021 at 09:25 AM

Data in this report are provisional and subject to change.

The table below includes the cities and counties of residence for cases in Florida residents based on the patient's ZIP Code. Note that city is not always received as part of the initial notification and may be missing while the case is being investigated.

City and county	Cases
Waverly, Duval	1
Wabasha, Clay	1
Wekiwa Springs, Orange	1
Winter Springs, Polk	1
Wpb, Palm Beach	1
Youngstown, Washington	1
Ocala, Duval	1
North Porte, Unknown	1
Notrealville, Polk	1
Nashville, Palm Beach	1
Okeechobi, Unknown	1
Orem, Dade	1
Orlando, Citrus	1
Orlando, Collier	1
Orlando, Hernando	1
Morrisville, Palm Beach	1
Mokena, Lee	1
Myrtle Beach, Broward	1
North Brunswick, St. Lucie	1
North Grafton, Dade	1
North Lauderdale, Unknown	1
Orlando, Walton	1
Oviedo, Lake	1
Orlando, St. Johns	1
Plantation, Leon	1
Pooler, Broward	1
Pensacola, Dade	1
Panomo City, Bay	1
Parrish, Sarasota	1
Rye, Palm Beach	1
San Marcos, Unknown	1
Ridgewood, Lee	1
Roayl Palm Beach, Palm Beach	1
Roseville, Broward	1
Punta Gorda, Sarasota	1
Putnam, Putnam	1
St Cloud, Orange	1
St Helena Is, Dade	1
Surprise, Unknown	1
Syracuse, Unknown	1
Saint Petersburg, Bay	1
Tinley Park, Manatee	1
Twentynine Palms, Broward	1
Unknown, Manatee	1
Venezuela, Unknown	1
Vernon, Walton	1
Waukesha, Volusia	1
Whippany, Volusia	1
Wilmington, Charlotte	1
Windermere, Alachua	1
Winfield, Hillsborough	1
Winter Garden, Unknown	1
Winter Park, Brevard	1
Winter Park, Unknown	1
Xifamk, Dade	1
Buffalo, Dade	1
Canton, Duval	1
Brunswick, Polk	1
Bryceville, Duval	1

# COVID-19: characteristics of 2,186,477 Florida resident cases

Data through Apr 28, 2021 verified as of Apr 29, 2021 at 09:25 AM

Data in this report are provisional and subject to change.

The table below includes the cities and counties of residence for cases in Florida residents based on the patient's ZIP Code. Note that city is not always received as part of the initial notification and may be missing while the case is being investigated.

City and county	Cases
Bradentom, Manatee	1
Bradenton, Lee	1
Boca Raton, Dade	1
Boca Raton, Madison	1
Bogota, Unknown	1
Bal Harbour, Broward	1
Atlanta, Walton	1
Attalla, Broward	1
Auburn, Palm Beach	1
Autaugaville, Broward	1
Apopka, Volusia	1
Alachua, Suwannee	1
Alafaya, Broward	1
Alafaya, Pinellas	1
Crestview, Broward	1
Clearwater, Leon	1
Charlotte, Alachua	1
Defuniak Springs, Unknown	1
Daytona Beach, Orange	1
Deerfield Beach, Polk	1
Dalecity, Okaloosa	1
Crystal River, Marion	1
Fayetteville, Broward	1
Fellsmere, Brevard	1
Florida City, Unknown	1
Fort Lauderdale, Collier	1
Fort Myers, Alachua	1
El Dorado, Palm Beach	1
East Setauket, Palm Beach	1
Dona Vista, Lake	1
Fleming Island, Duval	1
Gainesville, Levy	1
Great Neck, Dade	1
Glen Cove, Unknown	1
Glen Saint Mary, Duval	1
Golf, Palm Beach	1
Greensboro, Leon	1
Immokalee, Walton	1
Lake Forest, Collier	1
Merrick, Palm Beach	1
Metter, Manatee	1
Miami, Osceola	1
Miamiardens, Unknown	1
Miamksaohes, Dade	1
Irmo, Unknown	1
Jacksonville, Baker	1
Jacksonville, Marion	1
Key West, Palm Beach	1
Kilgore, Dade	1
Jupiter Inlet, Palm Beach	1
Land O Lakes, Unknown	1
Lawton, Okaloosa	1
Levittown, Palm Beach	1
Lima, Manatee	1
Lima, Volusia	1
Macclenny, Dixie	1
Madison, Jefferson	1
Maitland, Collier	1
Yulee, St. Johns	1

# COVID-19: characteristics of 2,186,477 Florida resident cases

Data through Apr 28, 2021 verified as of Apr 29, 2021 at 09:25 AM

Data in this report are provisional and subject to change.

The table below includes the cities and counties of residence for cases in Florida residents based on the patient's ZIP Code. Note that city is not always received as part of the initial notification and may be missing while the case is being investigated.

City and county	Cases
Zephyrhills, Hillsborough	1
Topsham, Manatee	1
Town Of Nocatee, St. Johns	1
Troy, Manatee	1
Unkn, Duval	1
Sweetwater, Manatee	1
Syracuse, Polk	1
Tallahassee, Dade	1
Tamarac, Dade	1
Tavares, Orange	1
Suitland, Volusia	1
Sunbright, Palm Beach	1
Winter Garden, Duval	1
Woodbine, Nassau	1
West Yarmouth, St. Lucie	1
Waipahu, Santa Rosa	1
Ward, Polk	1
Wellborn, Columbia	1
West Aplm Beach, Palm Beach	1
Venetian Islands, Dade	1
Rileyville, Flagler	1
Saint Joseph, Volusia	1
Russellville, Bay	1
Sagamore Beach, Charlotte	1
Saint Augustine, Broward	1
Saint Cloud, Palm Beach	1
San Antonio, Orange	1
Seminole, Leon	1
Shalimar, Unknown	1
Shirley, Flagler	1
Prattville, Hillsborough	1
Prestonsburg, Bay	1
Quincy, Jackson	1
Rapid City, Broward	1
Petersburg, Manatee	1
Piasa, Putnam	1
Palmetto, Pasco	1
Parma, Manatee	1
Pass-A-Grille Beach, Pinellas	1
Oldsmar, Hillsborough	1
Olean, Alachua	1
Other, Dade	1
Palm Beach Gardens, Unknown	1
Palmetto Bay, Palm Beach	1
Missing, Okeechobee	1
Monroe Township, Palm Beach	1
Monroe, Lee	1
Moore Haven, Okeechobee	1
Morrisville, Unknown	1
Missing, Levy	1
Myakka City, Sarasota	1
North Palm Beach, Orange	1
Northport, Sarasota	1
Oakland, Lee	1
New Middletown, Hillsborough	1
New Port Richey, Pinellas	1
Newberry, Marion	1
Newtown, Lake	1
Milford, Lee	1

# COVID-19: characteristics of 2,186,477 Florida resident cases

Data through Apr 28, 2021 verified as of Apr 29, 2021 at 09:25 AM

Data in this report are provisional and subject to change.

The table below includes the cities and counties of residence for cases in Florida residents based on the patient's ZIP Code. Note that city is not always received as part of the initial notification and may be missing while the case is being investigated.

City and county	Cases
Mckinney, Broward	1
Miamc, Dade	1
Matawan, Palm Beach	1
Ldhl, Broward	1
Longwood, Volusia	1
Lake Butler, Alachua	1
Knoxville, Bay	1
Kingsland, Nassau	1
Las Vegas, Palm Beach	1
Leesburg, Seminole	1
Lincoln, St. Lucie	1
Little Neck, Lee	1
Jupiter, St. Lucie	1
Kenilworth, Leon	1
Key West, Duval	1
Keys West, Unknown	1
Jacksonville, Orange	1
Jefferson, Dade	1
Jonesboro, Leon	1
Intrcsion Cty, Osceola	1
Inverness, Marion	1
Inwood, Broward	1
Irvine, Marion	1
Istachatta, Hernando	1
Homeless, Monroe	1
Homeless, Pinellas	1
Howell, Dade	1
Hudson, Hernando	1
Indian Rocks Beach, Duval	1
Indiantown, Palm Beach	1
Inglewood, Sarasota	1
Hernando, Marion	1
Hialeah, Collier	1
Helen, Bay	1
Hoclywsod, Dade	1
Holiday, Pinellas	1
Carmel, Orange	1
Cedar Springs, Hernando	1
Chicago, Unknown	1
Caracas, Dade	1
Bryceville, Baker	1
Coconut Ck, Unknown	1
Dallas, Hernando	1
Dayton, Lake	1
Daytona Beach, Pinellas	1
Alpharetta, Broward	1
O, Manatee	1
Acworth, Okaloosa	1
Apopka, Clay	1
Asheville, Highlands	1
Astoria, Broward	1
Atmore, Escambia	1
Bartow, Hardee	1
Bel Air, Collier	1
Berryton, Palm Beach	1
Brooklyn, Dade	1
Brooklyn, Lee	1
Bonnie, Broward	1
Boston, Broward	1

# COVID-19: characteristics of 2,186,477 Florida resident cases

Data through Apr 28, 2021 verified as of Apr 29, 2021 at 09:25 AM

Data in this report are provisional and subject to change.

The table below includes the cities and counties of residence for cases in Florida residents based on the patient's ZIP Code. Note that city is not always received as part of the initial notification and may be missing while the case is being investigated.

City and county	Cases
Downingtown, Broward	1
Downingtown, Hillsborough	1
Dpo, Santa Rosa	1
Dunedin, Unknown	1
Dearborn, Broward	1
Deer Park, Dade	1
Deerfield Beach, Unknown	1
Deerfield, Dade	1
Deland, Seminole	1
Deltona, Seminole	1
Erie, Monroe	1
Fisher Island, Unknown	1
East Palatka, Hillsborough	1
Eastpoint, Leon	1
Fort Lauderdale, Leon	1
Fort Myers, Sarasota	1
Fort Pierce, Palm Beach	1
Fort White, Clay	1
Garden City, Alachua	1
Gaylord, Orange	1
Goodrich, Charlotte	1
Gotcha, Orange	1
Greensburg, Palm Beach	1
Hallandale, Unknown	1
Harpers Ferry, Palm Beach	1
Haines City, Osceola	1
Saint Augustine, Flagler	1
Sanford, Orange	1
Saint Petersburg, Charlotte	1
Puerto Rico, Unknown	1
Punta Gorda, Unknown	1
Randolph, Orange	1
Rivera Beach, Palm Beach	1
Powell, Lee	1
Seffenner, Hillsborough	1
Seminole, Lee	1
Summerfield, Unknown	1
Stratford, Broward	1
Sunrtise, Dade	1
Tallahassee, Madison	1
Tallahassee, Pinellas	1
Pembroke Pines, Orange	1
Pensacola, Sumter	1
Perth Amboy, Hillsborough	1
Port Orange, Brevard	1
Paducah, Manatee	1
Orlando, Jackson	1
Orlando, Lee	1
Newberry, Levy	1
Nantucket, Palm Beach	1
New Vernon, Palm Beach	1
North Laud, Unknown	1
Ocala, Citrus	1
Ocoee, Unknown	1
Odessa, Dade	1
Oldsrav, Manatee	1
Windermere, Volusia	1
Wtixrat, Dade	1
Westlake Village, Unknown	1

# COVID-19: characteristics of 2,186,477 Florida resident cases

Data through Apr 28, 2021 verified as of Apr 29, 2021 at 09:25 AM

Data in this report are provisional and subject to change.

The table below includes the cities and counties of residence for cases in Florida residents based on the patient's ZIP Code. Note that city is not always received as part of the initial notification and may be missing while the case is being investigated.

City and county	Cases
White Plains, Broward	1
Whites Creek, Leon	1
Watersound, Bay	1
Tampa, Pasco	1
Trenton, Dixie	1
Uknown, Unknown	1
Toms River, Lee	1
Tourist, Dade	1
University Of Central Florida, Lee	1
Unk, Duval	1
Ventura, Orange	1
Crossings, Unknown	1
Davenport, Lake	1
Davie, Unknown	1
Dayton, Citrus	1
Dayton, Orange	1
Dearborn Heights, Hillsborough	1
Edgewood, Broward	1
Elkton, Putnam	1
Dover, Lee	1
Chesterfield, Broward	1
Carteret, Polk	1
Cincinnati, Dade	1
Connellsville, Highlands	1
Armstrong, St. Johns	1
Atl, Brevard	1
Alva, Escambia	1
Andalusia, Escambia	1
Arcadia, Highlands	1
Baker, Santa Rosa	1
Belleville, Palm Beach	1
Belmont, Santa Rosa	1
Blountstown, Broward	1
Bronson, Alachua	1
Brooker, Alachua	1
Bradenton, Clay	1
Brandon, Pinellas	1
Bonita, Lee	1
Bocaraten, Palm Beach	1
Hudson, Pinellas	1
Indian Rock Beach, Palm Beach	1
Hoosick Falls, Broward	1
Hialeahgardens, Dade	1
Hiram, Leon	1
Interlachen, Duval	1
Jacksonville, Nassau	1
Fort Myers, Broward	1
Gainesville, Okaloosa	1
Floral, Okaloosa	1
Forestville, Volusia	1
Greenbrier, Bay	1
Greenville, Palm Beach	1
Groveland, Orange	1
Longwood, Broward	1
Lucedale, St. Lucie	1
Macclenny, Duval	1
Mantua, Broward	1
Kure Beach, Monroe	1
Lakeland, Palm Beach	1

# COVID-19: characteristics of 2,186,477 Florida resident cases

Data through Apr 28, 2021 verified as of Apr 29, 2021 at 09:25 AM

Data in this report are provisional and subject to change.

The table below includes the cities and counties of residence for cases in Florida residents based on the patient's ZIP Code. Note that city is not always received as part of the initial notification and may be missing while the case is being investigated.

City and county	Cases
Kaclsonville, Duval	1
Kechi, Orange	1
Mexico, Orange	1
Mayaguez, Dade	1
Middletown, Osceola	1
Monroe, Hillsborough	1
Missing, Gilchrist	1
Plant City, Hendry	1
Plant City, Pinellas	1
Plantation, Unknown	1
Parlin, Broward	1
Orlando, Highlands	1
Opa Locka, Unknown	1
Orem, Nassau	1
Olando, Orange	1
Ocoee, Polk	1
Newport Beach, Palm Beach	1
North Adams, Manatee	1
North Little Rock, Palm Beach	1
Northville, Broward	1
Ocala, Indian River	1
Ocoee, Broward	1
Pound Ridge, Leon	1
Ponce, Orange	1
Port Charlotte Fl, Unknown	1
Port Saint Lucie, Duval	1
Saint Petersburg, Dade	1
San Juan, Osceola	1
San Pedro Sula, Dade	1
Sandy, Duval	1
Richmond Heights, Dade	1
Ridge Manor, Hernando	1
Riverview, Pinellas	1
Rochester, Lee	1
Rosemary Beach, Bay	1
Saint Cloud, Orange	1
South Otselic, Dade	1
Sevierville, Dade	1
Stockbridge, Leon	1
Sullivans Island, Dade	1
Southampton, Palm Beach	1
Springhill, Unknown	1
Wayne, Dade	1
West Lafayette, Desoto	1
West Simsbury, Collier	1
Summerville, Dade	1
Tallahassee, Escambia	1
Tampa, Lee	1
Tinley Park, Lee	1
University Of Central Fl, Dade	1
Telluride, Lee	1
Windermere, Polk	1
Winter Park, Lake	1
Winter, Pinellas	1
Downers Grove, St. Lucie	1
Delrey Beach, Palm Beach	1
Export, Palm Beach	1
Fdsf, Unknown	1
Felda, Palm Beach	1

# COVID-19: characteristics of 2,186,477 Florida resident cases

Data through Apr 28, 2021 verified as of Apr 29, 2021 at 09:25 AM

Data in this report are provisional and subject to change.

The table below includes the cities and counties of residence for cases in Florida residents based on the patient's ZIP Code. Note that city is not always received as part of the initial notification and may be missing while the case is being investigated.

City and county	Cases
Flagler Beach, Volusia	1
Flora, Lee	1
Fort Myers, Lake	1
Fresno, Pasco	1
Fruitland Park, Sumter	1
Fwb, Unknown	1
Gainesville, Marion	1
Gastonia, Polk	1
Clearwater, Highlands	1
Clermont, Unknown	1
Columbia, Orange	1
Coral Gables, Unknown	1
Coral Springs, Unknown	1
Crestview, Dade	1
Dade City, Polk	1
Dania, Unknown	1
Darien, Pasco	1
Arcadia, Charlotte	1
Aspen, Palm Beach	1
Atl, Broward	1
Atlanta, Broward	1
Aurburndale, Polk	1
Aventura, Unknown	1
Azalea Park, Sarasota	1
Bartow, Unknown	1
Biscayne Park, Broward	1
Boca Rotan, Unknown	1
Alpharetta, Alachua	1
Apalachicola, Leon	1
Brooksville, Columbia	1
Bryn Mawr, Collier	1
Canfield, Duval	1
Hilliard, Dade	1
Hollywood, Leon	1
Holt, Unknown	1
Homestead, Monroe	1
Homestead, Unknown	1
Humble, Broward	1
Green, Clay	1
Greensburg, Orange	1
Greenville, Monroe	1
Gulf Shores, Escambia	1
Havanna, Gadsden	1
Jacksonville, Flagler	1
Jacksonville, Palm Beach	1
Johns Island, Wakulla	1
Killarney, Orange	1
Knoxville, Duval	1
Lake City, Volusia	1
Los Angeles, Polk	1
Lakeland, Pasco	1
Lakewood, Unknown	1
Naugatuck, Lee	1
New Vernon, Sarasota	1
New York, Broward	1
Myakka, Duval	1
Maitland, Unknown	1
Matlacha Island, Lee	1
Melbourne, Dade	1

# COVID-19: characteristics of 2,186,477 Florida resident cases

Data through Apr 28, 2021 verified as of Apr 29, 2021 at 09:25 AM

Data in this report are provisional and subject to change.

The table below includes the cities and counties of residence for cases in Florida residents based on the patient's ZIP Code. Note that city is not always received as part of the initial notification and may be missing while the case is being investigated.

City and county	Cases
Melbourne, Orange	1
Miami Beach, Palm Beach	1
Miami Granders, Dade	1
Missing, Baker	1
Milford, Palm Beach	1
Milford, Polk	1
Minneapolis, Broward	1
Colorado Springs, Unknown	1
Conifer, Lee	1
Clarksboro, Lee	1
Chipley, Holmes	1
Celebration, Palm Beach	1
Chattanooga, Dade	1
Eatonville, Seminole	1
Dunellen, Dade	1
Cutler Bay, Broward	1
Daniel Island, Bay	1
Destin, Unknown	1
Diamond, Highlands	1
Doral, Broward	1
Altamonte, Orange	1
Alva, Collier	1
333, Unknown	1
Allentown, Putnam	1
Apple Creek, Citrus	1
Amelia Village, Nassau	1
Barefoot Beach, Lee	1
Battle Creek, Manatee	1
Avon, Manatee	1
Aventura, Osceola	1
Azalea Park, Osceola	1
Bear Grass, Palm Beach	1
Boca Raton,, Palm Beach	1
Bryn Mawr, Palm Beach	1
Burkeville, Brevard	1
Camden Wyoming, Duval	1
Boston, Dade	1
Brewster, Volusia	1
Hallandate Ben, Unknown	1
Havana, Leon	1
Hickory, Lee	1
El Paso, Unknown	1
Elbow Lake, Palm Beach	1
Fairless Hills, Broward	1
Everett, Dade	1
Fort Denaud, Glades	1
Fort Meyers, Lee	1
FI State Lot, Leon	1
Fortlauderdale, Unknown	1
Fortwalton Beach, Okaloosa	1
Ft Pierce, Unknown	1
Garland, Orange	1
Homer, Escambia	1
Hilliard, Unknown	1
Jeffersonville, Broward	1
Lehigh Cares, Lee	1
Live Oak, Columbia	1
Loganville, Orange	1
Lansdale, Lake	1

# COVID-19: characteristics of 2,186,477 Florida resident cases

Data through Apr 28, 2021 verified as of Apr 29, 2021 at 09:25 AM

Data in this report are provisional and subject to change.

The table below includes the cities and counties of residence for cases in Florida residents based on the patient's ZIP Code. Note that city is not always received as part of the initial notification and may be missing while the case is being investigated.

City and county	Cases
Lapeer, Manatee	1
Lauderdale Hill, Unknown	1
Knoxville, Escambia	1
Lake Mary, Lake	1
Ocala, Unknown	1
Middleburg, Duval	1
Midland, Osceola	1
Missing, Hamilton	1
Missing, Wakulla	1
Monterey, Broward	1
Mumford, Manatee	1
N/A, Duval	1
Naples, Alachua	1
Longwood, Orange	1
Miami, Charlotte	1
Miamii, Dade	1
Miami Garden, Unknown	1
Oviedo, Leon	1
Palm City, Unknown	1
Ocean City, Broward	1
Old Town, Gilchrist	1
Opa Locka, Polk	1
Orem, Sarasota	1
Orem, Unknown	1
Ridgewood, Broward	1
Riverview, Manatee	1
Rochester, Broward	1
Roseland, Palm Beach	1
Pompano Beach, Alachua	1
Porter Ranch, Dade	1
Raiford, Bradford	1
Ponte Vedra Beach, Orange	1
Port Orange , Volusia	1
Port Saint Lucie, Indian River	1
University Of Central Florida, Hillsborough	1
Wilbur By The Sea, Volusia	1
Willowbrook, Lee	1
Wilmington, Pasco	1
Westerville, Hillsborough	1
Wilton Manors, Dade	1
Winston Salem, Unknown	1
Winter Garden, Hillsborough	1
Woodland Hills, Brevard	1
Youngstown, Calhoun	1
Yulee, Duval	1
San Antonio, Dade	1
San Diego, Unknown	1
Republic, Monroe	1
Richmond, Palm Beach	1
Russellville, Hillsborough	1
Saint Augustine, Okaloosa	1
Steinhatchee, Alachua	1
Sandyport, Dade	1
Sanford, Palm Beach	1
Sebastian, Lake	1
Village Of Palm Springs, Palm Beach	1
Virginia Beach, Alachua	1
Wayne, Palm Beach	1
Webster, Pasco	1

# COVID-19: characteristics of 2,186,477 Florida resident cases

Data through Apr 28, 2021 verified as of Apr 29, 2021 at 09:25 AM

Data in this report are provisional and subject to change.

The table below includes the cities and counties of residence for cases in Florida residents based on the patient's ZIP Code. Note that city is not always received as part of the initial notification and may be missing while the case is being investigated.

City and county	Cases
Wekiva Springs, Orange	1
Union City, Bradford	1
University Of Central Fl, Pasco	1
Tower Lakes, Lee	1
Tallahassee, Wakulla	1
Tampa, Escambia	1
Tampa, Manatee	1
Tangerine, Lake	1
Opalocka, Dade	1
Orlando, Union	1
Ovido, Seminole	1
Oxford, Palm Beach	1
North Canton, Palm Beach	1
Oakland, Leon	1
Ocala, Alachua	1
Okeechobee, St. Lucie	1
Miamf, Dade	1
Miami G, Dade	1
Miami, Collier	1
Miami, St. Lucie	1
Marshall, Palm Beach	1
New Richmond, Volusia	1
Rio Dell, Volusia	1
Rochelle, Volusia	1
Port Saint Lucie, Orange	1
Princeton, Alachua	1
Provincetown, Collier	1
Panama City, Walton	1
Perry, Leon	1
Perth Amboy, Monroe	1
Palm Coast, Duval	1
Sarasota, Hillsborough	1
Saint Cloud, Lee	1
Saint Johns, Orange	1
San Antonio, Sarasota	1
San Antonio, Unknown	1
Sanford, Volusia	1
Shannon, Collier	1
Soddy Daisy, Broward	1
Soldotna, Broward	1
South Burlington, Orange	1
Spring Park, Alachua	1
Wheaton, Lee	1
Wilmington, Broward	1
Wesley Chapel, Alachua	1
Umatilla, Alachua	1
University Of Central Florida, Monroe	1
Virginia Beach, Hernando	1
Waco, Broward	1
Washington, Broward	1
Steinhatchee, Madison	1
Tampa, Volusia	1
Tamarac, Seminole	1
Tangerine, Seminole	1
Tewksbury, Orange	1
Toms River, Dade	1
Winter Park, Osceola	1
Wood River, Polk	1
Worcester, Palm Beach	1

# COVID-19: characteristics of 2,186,477 Florida resident cases

Data through Apr 28, 2021 verified as of Apr 29, 2021 at 09:25 AM

Data in this report are provisional and subject to change.

The table below includes the cities and counties of residence for cases in Florida residents based on the patient's ZIP Code. Note that city is not always received as part of the initial notification and may be missing while the case is being investigated.

City and county	Cases
Winter Park, Alachua	1
Fort Myers, Dade	1
Grassy Key, Monroe	1
Florala, Escambia	1
Jersey City, Polk	1
Jamaica, Broward	1
Haverford, Hillsborough	1
Herrin, Orange	1
Jacksonville, Manatee	1
Gainesville, Baker	1
Gilmer, Dade	1
Haledon, Dade	1
Jupiter, Unknown	1
Kingsland, Duval	1
Kissimmee, Brevard	1
Lake In The Hills, Columbia	1
Lake Placid, Alachua	1
Lake Worth Beach, Broward	1
Lander, Citrus	1
Las Vegas, Orange	1
Los Angeles, Palm Beach	1
Marianna, Calhoun	1
Lemoyne, Manatee	1
Lawrence Township, Palm Beach	1
Lyndhurst, Broward	1
Magnolia Square, Osceola	1
Maitland, Alachua	1
Bronx, Broward	1
Carol Stream, Orange	1
Castleberry, Escambia	1
Buffalo, Palm Beach	1
Bryant, Alachua	1
Apo, Pasco	1
Apopka, Flagler	1
99, Unknown	1
Alanson, Bay	1
Aollywoss, Dade	1
Boca Raton, Unknown	1
Bohealia, Lee	1
Blowing Rock, Polk	1
Belleair, Hillsborough	1
Dorchester, Orange	1
Estero, Collier	1
Fanning Springs, Levy	1
Felton, Manatee	1
Deland, Polk	1
Cumberland, Palm Beach	1
Dade City, Hillsborough	1
Dallas, Lee	1
De Leon Springs, Putnam	1
Dearborn, Lee	1
Clear Brook, Lee	1
Charlotte, Pasco	1
Crestview, Holmes	1
College Station, Lake	1
Columbus, Brevard	1
Cookeville, Seminole	1
Venice, Unknown	1
Westbrook, Dade	1

# COVID-19: characteristics of 2,186,477 Florida resident cases

Data through Apr 28, 2021 verified as of Apr 29, 2021 at 09:25 AM

Data in this report are provisional and subject to change.

The table below includes the cities and counties of residence for cases in Florida residents based on the patient's ZIP Code. Note that city is not always received as part of the initial notification and may be missing while the case is being investigated.

City and county	Cases
Wichita, Volusia	1
Washington, Unknown	1
Wells, Polk	1
Zolfo Springs, Polk	1
Yukon, Broward	1
Winder Garden, Orange	1
Windermere, Leon	1
Windermere, Osceola	1
Windermere, Seminole	1
Winter Garden, Broward	1
Winter Garden, Pinellas	1
Winter Park, Broward	1
Shelton, Manatee	1
Sarasota, Flagler	1
Saxis, Lee	1
Schenectady, Polk	1
Sebring, Lee	1
Saint Petersburg, St. Lucie	1
Sandford, Seminole	1
Rye, Duval	1
Saint Cloud, Unknown	1
Saint Johns, Unknown	1
Sun City Center, Hardee	1
Sodus, Charlotte	1
Spring Hill , Hernando	1
Spring Hill, Dade	1
Starke, Clay	1
Stone Mountain, Palm Beach	1
Tulsa, Orange	1
Tiffin, Highlands	1
Tallahassee, Duval	1
Tallahassee, Unknown	1
Tampa, Palm Beach	1
Tavares, Marion	1
Temple Terrace, Pasco	1
Port Everglades, Broward	1
Plantation, Orange	1
Pompano Beach, Martin	1
Peoria, Unknown	1
Potomac, Palm Beach	1
Rex, Duval	1
Orange City, Seminole	1
Orange Park , Duval	1
Orem, Broward	1
Orlando, Columbia	1
Orlando, Indian River	1
Orlando, Sarasota	1
Parker, Dade	1
Parker, Leon	1
Palm Coast, Polk	1
Oviedo, Brevard	1
Pacifica, Dade	1
New Orleans, Palm Beach	1
Newark, Broward	1
Newburgh, Bay	1
Old Town, Alachua	1
Omaha, Palm Beach	1
Ona, Manatee	1
Oooooo, Unknown	1

# COVID-19: characteristics of 2,186,477 Florida resident cases

Data through Apr 28, 2021 verified as of Apr 29, 2021 at 09:25 AM

Data in this report are provisional and subject to change.

The table below includes the cities and counties of residence for cases in Florida residents based on the patient's ZIP Code. Note that city is not always received as part of the initial notification and may be missing while the case is being investigated.

City and county	Cases
Ocoee, Osceola	1
Okeechobee, Broward	1
North Pole, Seminole	1
North Port, Lee	1
Navarre, Dade	1
Middlesburg, Duval	1
Littleton, Dade	1
Los Angeles Ca, Unknown	1
Los Angeles, Hardee	1
Leesburg, Marion	1
Lehigh Acres, Dade	1
Lewisburg, Pasco	1
Largo, Unknown	1
Miami, Manatee	1
Miami Beach, Broward	1
Macdill Air Force Base, Hillsborough	1
Manchester, Okaloosa	1
Margate, Dade	1
Marshall, Dade	1
Mary Esther, Unknown	1
Medford, Palm Beach	1
Jerusalem, St. Johns	1
Lake City, Hamilton	1
La Grange, Dade	1
Harrison, Pinellas	1
Holly Ridge, Orange	1
Homeless, Polk	1
Homosassa, Hernando	1
Homossassa, Citrus	1
Gainesville, Duval	1
Granada Hills, Broward	1
Guilford, Dade	1
Hailandale, Unknown	1
Columbus, Dade	1
Conway, Leon	1
Coventry, Broward	1
Cuttler Bay, Dade	1
Cypress, Leon	1
Deland, St. Lucie	1
Deltona, Orange	1
Coconut Creek, Dade	1
Davenport, Orange	1
Daytona Beach, Unknown	1
East Hampton, Palm Beach	1
Fort Myers-, Lee	1
Fort Pierce, Unknown	1
Fort Myers, Manatee	1
Foley, Escambia	1
Altoona, Marion	1
Anaheim, Unknown	1
Argyle, Walton	1
Athens, Duval	1
Bogota, Orange	1
Bal Harbor, Dade	1
Bridgeport, Dade	1
Bronx, Palm Beach	1
Bradenton, Dade	1
Bradenton, Osceola	1
Cambridge, Broward	1

# COVID-19: characteristics of 2,186,477 Florida resident cases

Data through Apr 28, 2021 verified as of Apr 29, 2021 at 09:25 AM

Data in this report are provisional and subject to change.

The table below includes the cities and counties of residence for cases in Florida residents based on the patient's ZIP Code. Note that city is not always received as part of the initial notification and may be missing while the case is being investigated.

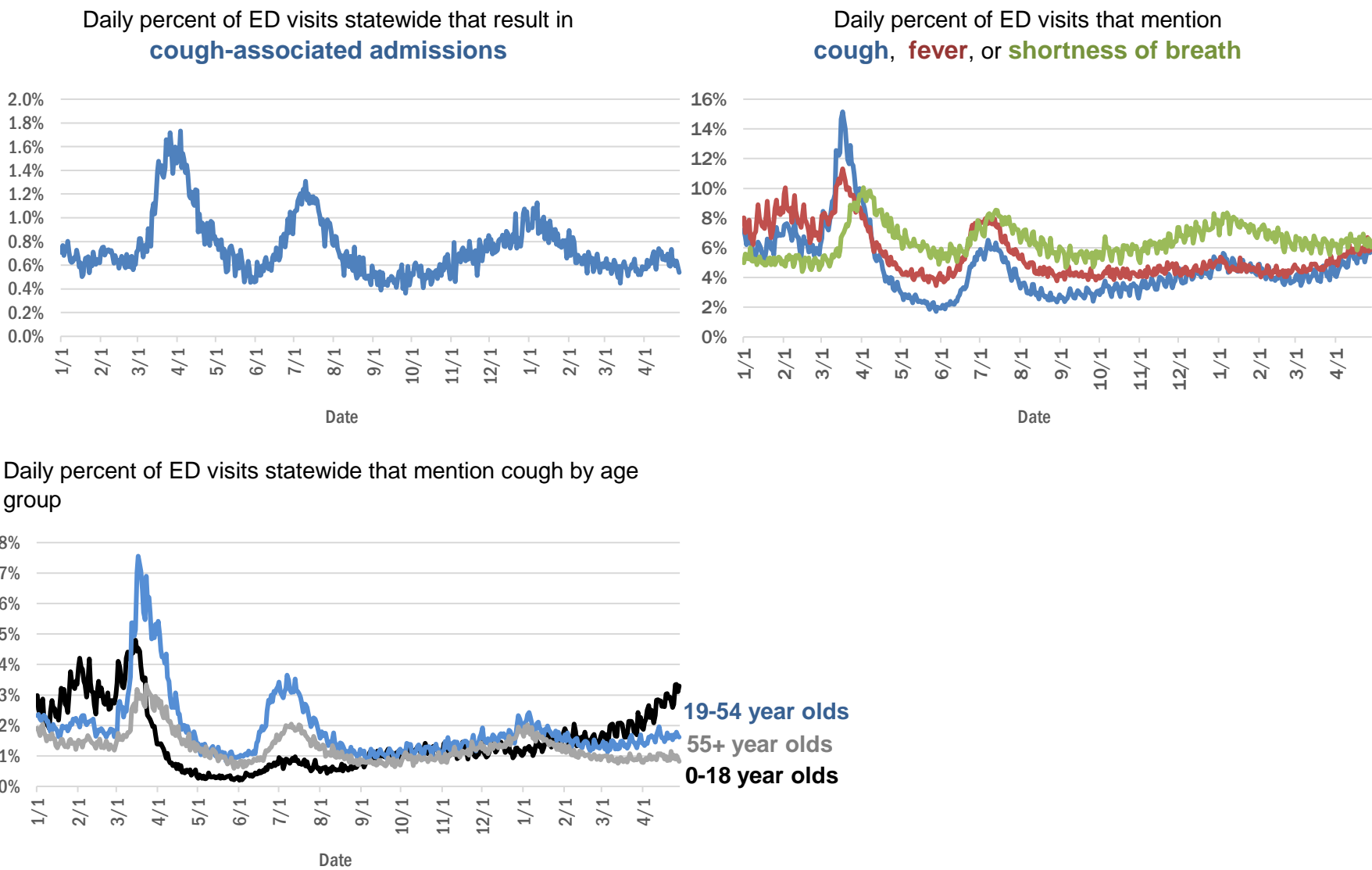
City and county	Cases
Cartersville, Unknown	1
Clermont, Seminole	1
Clermont, Volusia	1
Clewiston, Glades	1
Total	2,186,477

# COVID-19: additional surveillance information

Data through Apr 28, 2021 verified as of Apr 29, 2021 at 09:25 AM

Data in this report are provisional and subject to change.

## Statewide emergency department (ED) chief complaint and admission data



The Electronic Surveillance System for the Early Notification of Community-Based Epidemics (ESSENCE-FL) includes chief complaint data from 211 of 211 Florida EDs. Data are transmitted electronically to ESSENCE-FL daily or hourly.

# COVID-19: testing by laboratory

Data through Apr 28, 2021 verified as of Apr 29, 2021 at 09:25 AM

Data in this report are provisional and subject to change.

The numbers in the table below represent the number of Florida and non-Florida residents for whom test results were received by the Department of Health. A person can be tested by more than one laboratory and can have both positive and negative results. **Therefore, the sum of the numbers in each column will be larger than the total number of people tested.**

Reporting lab	Inconclusive	Negative	Positive	Percent positive	Total
CURATIVE LABS	16,233	1,770,627	277,871	13%	2,064,731
LABORATORY CORPORATION OF AMERICA	2,651	1,697,418	230,813	12%	1,930,882
QUEST DIAGNOSTICS	12,309	1,423,633	209,246	13%	1,645,188
BIO REFERENCE LABORATORIES, INC	7,570	978,165	188,992	16%	1,174,727
HELIX	10,325	746,654	131,276	15%	888,255
REALTOX LABS LLC	6,962	625,926	103,047	14%	735,935
NOMI_HEALTH	3,463	573,320	79,553	12%	656,336
RCA LABORATORY SERVICES, LLC/GENETWORX		488,829	54,873	10%	543,702
GENETWORX	661	390,597	32,999	8%	424,257
PALM BEACH BALLPARK		379,326	43,341	10%	422,667
CDR MAGUIRE - HEALTH CARE CENTER		338,621	51,562	13%	390,183
PWNHEALTH	2,139	312,123	43,695	12%	357,957
IMPACT HEALTH BIOMETRIC TESTING, INC	1,047	234,970	28,429	11%	264,446
EAST FLORIDA STATE COLLEGE - BREVARD		212,886	26,986	11%	239,872
BPHL-JACKSONVILLE	18	203,845	35,046	15%	238,909
ADVENTHEALTH LAB	99	188,553	24,302	11%	212,954
FULGENT DIAGNOSTICS LABORATORY	4,148	182,316	20,944	10%	207,408
BPHL-MIAMI	225	167,862	28,045	14%	196,132
NOMI HEALTH LAB SERVICES		172,680	20,000	10%	192,680
MAKO GENOMICS	8,266	146,985	27,106	15%	182,357
CB SMITH PARK		150,114	18,792	11%	168,906
MAYO CLINIC LABORATORIES	343	145,303	17,913	11%	163,559
BAYCARE LABORATORIES LLC	670	148,481	12,524	8%	161,675
AEGIS SCIENCES CORPORATION	1,350	134,495	21,706	14%	157,551
ELABNETWORK	1,059	139,535	11,990	8%	152,584
MEMORIAL REGIONAL HOSPITAL SOUTH	31	126,568	25,477	17%	152,076
ORLANDO HEALTH SYSTEM	687	133,505	13,531	9%	147,723
ASCENSION SACRED HEART HOSPITAL - PENSACOLA	2	118,765	18,146	13%	136,913
BIOCOLLECTIONS WORLDWIDE, INC	774	117,559	13,882	10%	132,215
NORTHWEST LABORATORY	247	121,128	6,479	5%	127,854
AKESOGEN		103,356	20,079	16%	123,435
TESTING MATTERS INC	1,278	101,842	19,063	16%	122,183
ADVENT HEALTH LAB	112	101,258	13,955	12%	115,325
MEDICAL DIAGNOSTIC LABORATORIES	977	98,611	14,221	12%	113,809
BPHL-TAMPA (SPECTRUM BLVD)	46	95,885	17,784	16%	113,715
UF HEALTH MEDICAL LAB	33	103,011	9,737	9%	112,781
TAMPA GENERAL HOSPITAL	4	101,639	9,723	9%	111,366
DIATHERIX LABORATORIES (VRL EUROFINs)	1	89,847	13,271	13%	103,119
BAPTIST HEALTH SOUTH FLORIDA	396	88,581	13,244	13%	102,221
KORVALABS, INC	1,285	92,286	4,736	5%	98,307
SUNPATH MEDICAL DIAGNOSTICS LABORATORY	844	80,236	12,371	13%	93,451
ASCENSION ST VINCENT'S - RIVERSIDE	2	76,071	10,545	12%	86,618
LAKELAND REGIONAL MEDICAL CENTER	265	74,528	9,621	11%	84,414
SOUTH MIAMI HOSPITAL LAB	472	73,184	10,202	12%	83,858
JACKSON MEMORIAL HOSPITAL CLINICAL LAB	79	70,648	12,241	15%	82,968
INGENIOUS PERSONALIZED MEDICINE	248	62,029	12,508	17%	74,785
UF HEALTH SHANDS HOSPITAL	531	67,299	4,810	7%	72,640

# COVID-19: testing by laboratory

Data through Apr 28, 2021 verified as of Apr 29, 2021 at 09:25 AM

Data in this report are provisional and subject to change.

The numbers in the table below represent the number of Florida and non-Florida residents for whom test results were received by the Department of Health. A person can be tested by more than one laboratory and can have both positive and negative results. **Therefore, the sum of the numbers in each column will be larger than the total number of people tested.**

Reporting lab	Inconclusive	Negative	Positive	Percent positive	Total
MINUTECLINIC LLC		61,398	10,418	15%	71,816
AMERICAN HEALTH ASSOCIATES	9	64,645	5,357	8%	70,011
APPLIED INGENUITY DIAGNOSTICS LLC		62,709	3,210	5%	65,919
AIT LABORATORIES		55,657	6,850	11%	62,507
BAPTIST HEALTH - JACKSONVILLE	4	55,321	4,192	7%	59,517
GENESIS REFERENCE LABORATORIES		52,623	5,485	9%	58,108
ADVENTIST HEALTH SYSTEMS SUNBELT INC DBA		49,502	6,403	11%	55,905
SARASOTA MEMORIAL HOSPITAL MAIN LAB	12	49,477	4,140	8%	53,629
TALLAHASSEE MEMORIAL HOSPITAL	242	47,422	5,625	11%	53,289
ARUP LABORATORIES	16	50,112	2,927	6%	53,055
BROWARD GENERAL MEDICAL CENTER-CLINICAL LAB	2	46,968	5,146	10%	52,116
NICKLAUS CHILDREN'S HOSPITAL	74	46,183	5,797	11%	52,054
FLORIDA HOSPITAL - TAMPA	37	45,616	3,613	7%	49,266
AMELIA EARHART		42,258	7,007	14%	49,265
DWIC OF TAMPA BAY INC		41,718	5,663	12%	47,381
MEDFAST URGENT CARE CENTERS, LLC	20	40,389	6,157	13%	46,566
VIRACOR EUROFINIS		35,992	9,846	21%	45,838
MILLENNIUM PHYSICIAN GROUP	17	37,442	7,342	16%	44,801
UNIVERSITY OF MIAMI HOSPITAL	154	39,967	3,974	9%	44,095
LEE HEALTH - CAPE CORAL HOSPITAL	3	37,664	6,014	14%	43,681
INTEGRATED REGIONAL LABORATORIES LLP	14	37,576	5,264	12%	42,854
UF HEALTH JACKSONVILLE	60	38,160	4,284	10%	42,504
ECCO LAB GROUP CO	545	35,449	4,774	12%	40,768
MOUNT SINAI MEDICAL CENTER	13	33,875	3,578	10%	37,466
NORTH FLORIDA REGIONAL MEDICAL CENTER		33,431	3,707	10%	37,138
ORANGE COUNTY CONVENTION CENTER		33,330	3,719	10%	37,049
NIGHT LITE PEDIATRIC CENTER LLC		32,712	3,420	9%	36,132
ST JOSEPHS HOSPITAL LABORATORY	23	31,987	4,004	11%	36,014
BRANDON REGIONAL HOSPITAL		31,842	4,124	11%	35,966
WALGREENS	38	30,267	5,590	16%	35,895
MIAMI DADE COUNTY		32,091	3,527	10%	35,618
STS LAB 2 LLC	6	32,899	1,808	5%	34,713
GENESIS MEDICAL LABORATORY	470	28,921	5,094	15%	34,485
JUPITER MEDICAL CENTER LAB	87	30,667	2,956	9%	33,710
JFK MEDICAL CENTER LAB	1	28,722	3,597	11%	32,320
PALMETTO GENERAL HOSPITAL LAB	3	26,601	5,089	16%	31,693
HOLY CROSS HOSPITAL CLINICAL LAB	1	28,805	2,703	9%	31,509
WATSON CLINIC LLP		25,101	5,876	19%	30,977
AVENTUS BIO LABS	16	26,149	3,606	12%	29,771
MIAMI BEACH CONVENTION CENTER		26,105	2,110	7%	28,215
MALABAR MEDICAL WALK IN CLINIC	1	23,201	4,508	16%	27,710
INFINITY BIOLOGIX LLC (GINKO BIOWORKS)	116	26,333	1,231	4%	27,680
HEALTHLINK DIAGNOSTIC LABORATORIES	298	24,747	2,460	9%	27,505
CLEVELAND CLINIC TRADITION HOSPITAL		25,323	2,022	7%	27,345

# COVID-19: testing by laboratory

Data through Apr 28, 2021 verified as of Apr 29, 2021 at 09:25 AM

Data in this report are provisional and subject to change.

The numbers in the table below represent the number of Florida and non-Florida residents for whom test results were received by the Department of Health. A person can be tested by more than one laboratory and can have both positive and negative results. **Therefore, the sum of the numbers in each column will be larger than the total number of people tested.**

Reporting lab	Inconclusive	Negative	Positive	Percent positive	Total
CLEVELAND CLINIC HOSPITAL LAB	4	24,260	2,624	10%	26,888
ACCESS DX LABORATORY	230	23,591	2,141	8%	25,962
MORTON PLANT HOSPITAL-ADLER INSTITUTE	26	22,950	2,820	11%	25,796
SAINT MARY'S MEDICAL CENTER	27	22,144	2,449	10%	24,620
LAB DIAGNOSTICS LLC	397	18,643	5,374	22%	24,414
DRS CLACK SPENCER WHITE & MCCORMACK PA D/B/A		22,001	2,159	9%	24,160
UNITED CLINICAL LABORATORY LLC	3	21,206	2,769	12%	23,978
PANCARE OF FLORIDA INC		21,100	2,551	11%	23,651
BAYFRONT HEALTH - ST PETERSBURG	17	20,469	2,655	11%	23,141
STATLAB_MOBILE	1	20,542	2,064	9%	22,607
NAPLES COMMUNITY HOSPITAL	74	19,973	2,069	9%	22,116
PATIENTS FIRST LAKE ELLA MEDICAL CENTER PA		18,420	3,317	15%	21,737
LEESBURG REGIONAL MEDICAL CENTER		18,248	2,493	12%	20,741
ADVENT HEALTH - DAYTONA BEACH	32	18,890	1,758	9%	20,680
HOMESTEAD HOSPITAL CLINICAL LABORATORY	27	17,038	3,564	17%	20,629
CLARITY LAB SOLUTIONS	110	18,346	2,143	10%	20,599
OSCEOLA REGIONAL MEDICAL CENTER	1	18,022	2,487	12%	20,510
EXACT SCIENCES LABORATORIES	1	18,177	2,308	11%	20,486
LAWNWOOD REGIONAL MEDICAL CENTER	1	17,840	2,439	12%	20,280
SYNERGY DIAGNOSTIC LABORATORY	98	17,729	2,438	12%	20,265
NORTHWEST MEDICAL CENTER	1	17,556	2,399	12%	19,956
MEMORIAL HOSPITAL JACKSONVILLE	8	16,941	2,886	15%	19,835
VISTA CLINICAL DIAGNOSTICS	491	16,947	2,117	11%	19,555
ORANGE PARK MEDICAL CENTER	9	16,208	2,833	15%	19,050
BETHESDA HOSPITAL EAST		17,176	1,663	9%	18,839
OAK HILL HOSPITAL		16,605	2,003	11%	18,608
INDIAN RIVER PATHOLOGY LLC		17,229	1,334	7%	18,563
DELRAY MEDICAL CENTER LAB	3	16,657	1,805	10%	18,465
MEMORIAL REGIONAL HOSPITAL CLINICAL LABORATORY	10	16,878	1,114	6%	18,002
WEST KENDALL BAPTIST HOSPITAL	14	14,469	3,244	18%	17,727
LABS ASAP LLC		16,131	1,588	9%	17,719
ADVENTHEALTH CENTRA CARE LAKE BUENA VISTA		15,486	2,116	12%	17,602
BAPTIST HEALTH - SOUTH		16,253	1,319	8%	17,572
HEALTH CENTER AT SINAI RESIDENCES		16,925	506	3%	17,431
NEMOURS CHILDRENS HOSPITAL	1	16,212	1,023	6%	17,236
MEDRITE MEDICAL CARE, PC	6,840	9,442	938	5%	17,220
BIOCERNA LABS	461	14,582	2,112	12%	17,155
ACCESS MEDICAL LABORATORIES	4	8,756	8,333	49%	17,093
LARGO MEDICAL CENTER		15,208	1,819	11%	17,027
WINTER HAVEN HOSPITAL CLINICAL LABORATORY	4	14,418	2,558	15%	16,980
MOLECULAR INFECTIOUS DISEASES	654	15,387	730	4%	16,771
THE HEALTHCARE DISTRICT OF PALM BEACH COUNTY	51	14,633	2,063	12%	16,747
MEDICAL CENTER OF TRINITY CLINICAL LABORATORY	2	14,872	1,679	10%	16,553
FULGENT DIAGNOSTICS	172	15,331	1,003	6%	16,506
PALMS WEST HOSPITAL LAB	2	14,236	2,137	13%	16,375

# COVID-19: testing by laboratory

Data through Apr 28, 2021 verified as of Apr 29, 2021 at 09:25 AM

Data in this report are provisional and subject to change.

The numbers in the table below represent the number of Florida and non-Florida residents for whom test results were received by the Department of Health. A person can be tested by more than one laboratory and can have both positive and negative results. **Therefore, the sum of the numbers in each column will be larger than the total number of people tested.**

Reporting lab	Inconclusive	Negative	Positive	Percent positive	Total
WELLINGTON REGIONAL MED CTR LAB	6	14,468	1,798	11%	16,272
UHEALTH CORAL GABLES/LENNAR MED CTR	55	15,051	1,098	7%	16,204
BAPTIST HEALTHCARE - BAPTIST HOSPITAL	6	12,839	3,305	20%	16,150
LEE HEALTH - LEE MEMORIAL HOSPITAL		12,251	3,755	23%	16,006
NATIONWIDE LABORATORY SERVICES INC	553	13,580	1,852	12%	15,985
PRIVA PATH LABS	82	14,825	1,015	6%	15,922
WEST FLORIDA HOSPITAL LAB	1	12,534	3,154	20%	15,689
MERCY HOSPITAL A CAMPUS OF PLANTATION GEN HOSP LAB	1	13,228	2,297	15%	15,526
WESTSIDE REGIONAL MED CTR	2	13,235	2,237	14%	15,474
GOOD SAMARITAN MEDICAL CENTER LAB	2	13,498	1,924	12%	15,424
REGIONAL MEDCIAL CENTER BAYONET POINT	2	14,029	1,216	8%	15,247
CARDIOPATH	84	13,007	1,915	13%	15,006
THE VILLAGES REGIONAL HOSPITAL		13,510	1,434	10%	14,944
NONA SCIENTIFIC	5	11,535	3,170	22%	14,710
GULF COAST MEDICAL CENTER MICROLAB		11,575	3,070	21%	14,645
INDIAN RIVER MEDICAL CENTER LAB		13,669	852	6%	14,521
AVENTURA HOSPITAL LAB		11,757	2,653	18%	14,410
CORAL GABLES HOSPITAL CLINICAL LABORATORY		12,235	2,098	15%	14,333
BAPTIST HEALTH SOUTH FLORIDA - WEST KENDALL URGENT CARE		11,737	2,298	16%	14,035
PRECISION HEALTH RESOURCES LLC		13,095	911	7%	14,006
CAPITAL REGIONAL MEDICAL CTR		11,435	2,496	18%	13,931
BLAKE MEDICAL CENTER		12,235	1,621	12%	13,856
WEST BOCA MEDICAL CENTER LAB		12,825	997	7%	13,822
HALIFAX MEDICAL CENTER LAB	39	11,674	2,030	15%	13,743
LEE DAVIS COMMUNITY RESOURCE CENTER		11,588	2,007	15%	13,595
LEE HEALTH - HEALTH PARK MEDICAL CENTER		11,438	2,098	15%	13,536
MANATEE MEMORIAL HOSPITAL		12,410	1,122	8%	13,532
ST ANTHONY'S HOSPITAL LAB	30	11,626	1,639	12%	13,295
PALM BEACH GARDENS MEDICAL CTR LAB		11,959	1,289	10%	13,248
PHYSICIANS REGIONAL MEDICAL CENTER - PINE RIDGE RD	1	11,541	1,265	10%	12,807
PLANTATION GENERAL HOSPITAL		10,810	1,937	15%	12,747
CernerELR_Advent		11,188	1,546	12%	12,734
LAKE CITY MEDICAL CENTER		10,367	2,330	18%	12,697
FLORIDA LABORATORY ANALYSIS		11,121	1,544	12%	12,665
ST JOSEPHS HOSPITAL	18	10,784	1,833	15%	12,635
GENOVA DIAGNOSTICS LABORATORY	70	11,402	1,125	9%	12,597
FLORIDA HOSPITAL HEARTLAND MED CTR CLINICAL LAB	33	11,003	1,552	12%	12,588
PATHNOSTICS	45	9,994	2,463	20%	12,502
LARKIN COMMUNITY HOSPITAL	10	10,799	1,569	13%	12,378
FAU		11,262	1,035	8%	12,297
FLORIDA MEDICAL CENTER - A CAMPUS OF NORTH SHORE	2	10,742	1,474	12%	12,218
ADVENTHEALTH CENTRA CARE WATERFORD LAKES		10,160	1,999	16%	12,159
LAKE CITY HM		11,147	988	8%	12,135
BINAXNOW	9	9,184	2,916	24%	12,109
PWN HEALTH	17	9,955	2,081	17%	12,053
CENTRAL FLORIDA REGIONAL HOSPITAL		10,760	1,256	10%	12,016
FLORIDA HOSPITAL WATERMAN LABORATORY	70	10,997	863	7%	11,930

# COVID-19: testing by laboratory

Data through Apr 28, 2021 verified as of Apr 29, 2021 at 09:25 AM

Data in this report are provisional and subject to change.

The numbers in the table below represent the number of Florida and non-Florida residents for whom test results were received by the Department of Health. A person can be tested by more than one laboratory and can have both positive and negative results. **Therefore, the sum of the numbers in each column will be larger than the total number of people tested.**

Reporting lab	Inconclusive	Negative	Positive	Percent positive	Total
EXPRESS GENE MOLECULAR DIAGNOSTICS LABORATORY	1	10,337	1,556	13%	<b>11,894</b>
COAST DIAGNOSTICS LLC	51	10,567	1,267	11%	<b>11,885</b>
VIKOR SCIENTIFIC	49	9,866	1,870	16%	<b>11,785</b>
ADVENT HEALTH - WESLEY CHAPEL	14	10,649	1,114	9%	<b>11,777</b>
NORTHSIDE HOSPITAL AND HEART INSTITUTE		10,629	1,144	10%	<b>11,773</b>
DOCTORS HOSPITAL	7	9,918	1,837	16%	<b>11,762</b>
ST MARKS HOSPITAL LABORATORY B	78	10,627	1,002	9%	<b>11,707</b>
MEASE COUNTRYSIDE LAB	14	10,346	1,308	11%	<b>11,668</b>
JOHNS HOPKINS ALL CHILDREN'S HOSPITAL		10,951	715	6%	<b>11,666</b>
CORAL SPRINGS MED CTR		10,387	1,129	10%	<b>11,516</b>
SARKIS CLINICAL TRIALS	25	10,044	1,365	12%	<b>11,434</b>
FLORIDA HOSPITAL DELAND	10	10,040	1,354	12%	<b>11,404</b>
HEALTHQUEST ESOTERICS		9,758	1,625	14%	<b>11,383</b>
BAPTIST HEALTH SOUTH FLORIDA - COUNTRY WALK URGENT CARE		9,360	1,974	17%	<b>11,334</b>
AMERICAN FAMILY CARE	1	6,772	4,537	40%	<b>11,310</b>
ADVENTHEALTH CENTRA CARE ST CLOUD	1	9,619	1,597	14%	<b>11,217</b>
LEON MEDICAL CENTERS LLC		8,916	2,228	20%	<b>11,144</b>
WEST PALM HOSPITAL LAB		10,204	840	8%	<b>11,044</b>
NCF DIAGNOSTICS & DNA TECHNOLOGIES LAB	168	10,200	554	5%	<b>10,922</b>
GENE BY GENE, GENOMICS RESEARCH CENTER LAB	44	10,084	686	6%	<b>10,814</b>
SYNERGY LABORATORIES	34	9,564	1,202	11%	<b>10,800</b>
H LEE MOFFITT CANCER CENTER LABORATORY	4	10,286	276	3%	<b>10,566</b>
LABSTAT LLC	26	10,002	485	5%	<b>10,513</b>
FLORIDA HOSPITAL FLAGLER	29	9,498	960	9%	<b>10,487</b>
LARKIN COMMUNITY HOSPITAL INC DBA CARDIOTROPIC		6,819	3,620	35%	<b>10,439</b>
OCALA REGIONAL MEDICAL CENTER		9,154	1,270	12%	<b>10,424</b>
MEDARBOR DIAGNOSTICS	1	9,252	1,155	11%	<b>10,408</b>
BROWARD HEALTH NORTH CLINICAL LABORATORY		9,175	1,139	11%	<b>10,314</b>
AVECINA MEDICAL	4	6,205	3,988	39%	<b>10,197</b>
NORTH SHORE MEDICAL CENTER		8,417	1,653	16%	<b>10,070</b>
FLORIDA HOSPITAL OF CARROLLWOOD	23	8,574	1,414	14%	<b>10,011</b>
P4 CLINICAL, LLC	205	8,775	992	10%	<b>9,972</b>
LEE HEALTH - GULF COAST MEDICAL CENTER	2	8,113	1,795	18%	<b>9,910</b>
FIRST CHOICE LABORATORY LLC	109	9,196	599	6%	<b>9,904</b>
FLORIDA HOSPITAL ZEPHYRHILLS	10	8,771	1,106	11%	<b>9,887</b>
SRQ DRIVE THROUGH☐		8,944	905	9%	<b>9,849</b>
ADVENTHEALTH CENTRA CARE CLERMONT		8,445	1,351	14%	<b>9,796</b>
NCH DOWNTOWN NAPLES HOSPITAL	17	8,965	782	8%	<b>9,764</b>
AVECINA	20	9,008	705	7%	<b>9,733</b>
INDIAN RIVER MEDICAL CENTER		8,620	1,106	11%	<b>9,726</b>
FLORIDA HOSPITAL OCALA		8,630	1,093	11%	<b>9,723</b>
ADVENTHEALTH CENTRA CARE UNIVERSITY	1	8,541	1,136	12%	<b>9,678</b>
BOSTON HEART DIAGNOSTICS CORP		8,438	1,210	13%	<b>9,648</b>
PALM BEACH BALL PARK		8,607	1,034	11%	<b>9,641</b>
SANTA ROSA MEDICAL CENTER	2	8,095	1,531	16%	<b>9,628</b>
BAPTIST HEALTH - BEACHES		8,874	685	7%	<b>9,559</b>
ANNE BATES LEACH EYE HOSPITAL/ ABLEH MICROBIOLOGY LABORATORY	9	9,382	130	1%	<b>9,521</b>

# COVID-19: testing by laboratory

Data through Apr 28, 2021 verified as of Apr 29, 2021 at 09:25 AM

Data in this report are provisional and subject to change.

The numbers in the table below represent the number of Florida and non-Florida residents for whom test results were received by the Department of Health. A person can be tested by more than one laboratory and can have both positive and negative results. **Therefore, the sum of the numbers in each column will be larger than the total number of people tested.**

Reporting lab	Inconclusive	Negative	Positive	Percent positive	Total
ADVENTHEALTH CENTRA CARE WINTER PARK		8,475	1,001	11%	9,476
ADVENTHEALTH CENTRA CARE WINTER GARDEN	1	8,349	1,085	11%	9,435
CLEVELAND CLINIC MARTIN NORTH HOSPITAL		8,275	990	11%	9,265
BAPTIST HEALTH SOUTH FLORIDA - MIAMI LAKES URGENT CARE		7,278	1,966	21%	9,244
CLEVELAND CLINIC MARTIN SOUTH HOSPITAL	1	8,250	979	11%	9,230
MEMORIAL HOSPITAL WEST LABORATORY SERVICES	14	8,363	812	9%	9,189
NCH NORTH NAPLES HOSPITAL	9	8,326	844	9%	9,179
INFORM DIAGNOSTICS, INC		8,620	518	6%	9,138
MEMORIAL HOSPITAL MICRO		8,523	592	6%	9,115
PARAMOUNT URGENT CARE	4	5,612	3,490	38%	9,106
BAYCARE COMMUNITY HEALTH		8,900	199	2%	9,099
ST LUCIE MEDICAL CENTER		7,394	1,641	18%	9,035
SOUTH BAY HOSPITAL CLINICAL LAB	1	8,073	957	11%	9,031
CERNERELR_BAYCARE	43	8,320	616	7%	8,979
ADVENTHEALTH CENTRA CARE LAKELAND	1	7,737	1,228	14%	8,966
UNIVERSITY HOSPITAL AND MEDICAL CENTER		7,541	1,388	16%	8,929
KD MEDICAL CHOICE LLC	5	8,021	772	9%	8,798
POINCIANA MEDICAL CENTER		6,885	1,853	21%	8,738
QDX PATHOLOGY SERVICES	2	8,287	423	5%	8,712
LEE HEALTH CONVENIENT CARE - PAGE FIELD		7,722	951	11%	8,673
WEST MARION COMMUNITY HOSPITAL LAB		7,273	1,388	16%	8,661
ADVENTHEALTH CENTRA CARE LEE ROAD		7,725	935	11%	8,660
ADVENTHEALTH CENTRA CARE HUNTERS CREEK	3	7,353	1,135	13%	8,491
FLORIDA HOSPITAL FISH MEMORIAL	19	7,208	1,242	15%	8,469
LAKEWOOD RANCH MEDICAL CENTER		7,787	662	8%	8,449
ISPM LABS, LLC DBA CAPSTONE DIAGNOSTICS, LLC		7,975	401	5%	8,376
ADVENTHEALTH CENTRA CARE SANFORD		7,329	1,028	12%	8,357
ADVENTHEALTH EXPRESS CARE		6,904	1,417	17%	8,321
AVECINA MEDICAL OAKLEAF	3	6,977	1,330	16%	8,310
ATLANTIS URGENT CARE	12	6,499	1,767	21%	8,278
BAYFRONT HEALTH - PORT CHARLOTTE		7,620	638	8%	8,258
CERNERELR_BAPTISTMIAMI	31	7,313	862	11%	8,206
MORTON PLANT-MEASE	5	7,375	808	10%	8,188
ADVENTHEALTH CENTRA CARE DR PHILLIPS		7,358	829	10%	8,187
MINUTECLINIC LLC		6,903	1,171	15%	8,074
BAPTIST HEALTH SOUTH FLORIDA - WESTCHESTER URGENT CARE		6,622	1,410	18%	8,032
ADVENTHEALTH CENTRA CARE LAKE MARY	2	6,975	1,045	13%	8,022
ADVENTHEALTH CENTRA CARE APOPKA	1	6,857	1,136	14%	7,994
HIALEAH HOSPITAL	4	6,226	1,748	22%	7,978
EMERALD COAST URGENT CARE		6,279	1,698	21%	7,977
ARCPPOINT LABS OF FORT MYERS	5	7,032	940	12%	7,977
ADVENTHEALTH CENTRA CARE MOUNT DORA		6,703	1,184	15%	7,887
ADVENTIST HEALTH SYSTEMS, SUNBELT INC		6,782	1,076	14%	7,858
ADVENTHEALTH CENTRA CARE KISSIMMEE		6,990	799	10%	7,789
EGLIN AIR FORCE BASE	14	6,020	1,725	22%	7,759
BAPTIST HEALTH SOUTH FLORIDA - DORAL URGENT CARE		6,247	1,511	19%	7,758
SPORTS DRUG TESTING LABORATORY	139	7,335	213	3%	7,687

# COVID-19: testing by laboratory

Data through Apr 28, 2021 verified as of Apr 29, 2021 at 09:25 AM

Data in this report are provisional and subject to change.

The numbers in the table below represent the number of Florida and non-Florida residents for whom test results were received by the Department of Health. A person can be tested by more than one laboratory and can have both positive and negative results. **Therefore, the sum of the numbers in each column will be larger than the total number of people tested.**

Reporting lab	Inconclusive	Negative	Positive	Percent positive	Total
OVIEDO MEDICAL CENTER		6,860	774	10%	7,634
NCH NORTH NAPLES HOSPITAL LAB	15	6,733	830	11%	7,578
BAPTIST HEALTH - NASSAU		7,136	366	5%	7,502
MEDEXPRESS URGENT CARE OF BOYNTON BEACH LLC		6,795	608	8%	7,403
ADVENTHEALTH CENTRA CARE ALTAMONTE		6,435	933	13%	7,368
COMMUNITY HEALTH CENTERS OF PINELLAS INC	2	5,960	1,386	19%	7,348
EMPIRE CITY LABORATORIES INC	92	6,182	1,037	14%	7,311
DYNIX DIAGNOSTIX		6,559	708	10%	7,267
IMPERIAL POINT MEDICAL CENTER		6,624	640	9%	7,264
MEDEXPRESS URGENT CARE	2	5,041	2,212	30%	7,255
HOLIDAY CVS LLC		6,847	400	6%	7,247
SUNCOAST PATHOLOGY ASSOCIATES		6,625	608	8%	7,233
ST PETERSBURG GENERAL HOSPITAL		6,174	1,049	15%	7,223
MEDEXPRESS URGENT CARE HUDSON		6,155	999	14%	7,154
AVERO DIAGNOSTICS - IRVING	11	6,598	477	7%	7,086
MINUTECLINIC LLC #1067		6,041	992	14%	7,033
WELLINGTON REGIONAL MEDICAL CENTER		6,415	574	8%	6,989
ADVENTHEALTH CENTRA CARE AZALEA PARK		5,942	1,001	14%	6,943
UNKNOWN	5	3,540	3,387	49%	6,932
HOLMES REG MED CENTER CLINICAL LAB		6,178	742	11%	6,920
ACUTIS DIAGNOSTICS	171	5,534	1,140	17%	6,845
CLINICAL REFERENCE LABORATORY	2	6,485	358	5%	6,845
LUMINUS DIAGNOSTICS		6,284	558	8%	6,842
ST JOSEPHS NORTH HOSPITAL LAB	7	5,823	1,008	15%	6,838
ADVENT HEALTH - HEART OF FLORIDA ER	1	5,904	922	14%	6,827
AHCC WESLEY CHAPEL		6,021	791	12%	6,812
FORT WALTON BEACH MEDICAL CENTER		5,824	938	14%	6,762
ADVENTHEALTH CENTRA CARE OVIEDO		5,813	947	14%	6,760
MINUTECLINIC LLC #8396		5,735	1,008	15%	6,743
VISTA CLINICAL	8	3,895	2,718	41%	6,621
SOLARIS DIAGNOSTICS	11	6,012	593	9%	6,616
FLORIDA HOSPITAL NORTH PINELLAS	11	6,072	531	8%	6,614
MINUTECLINIC		5,610	960	15%	6,570
PARAMOUNT URGENT CARE INC	1	4,161	2,374	36%	6,536
FLORIDA COMMUNITY HEALTH CENTER		5,237	1,256	19%	6,493
ANGEL KIDS PEDIATRICS		6,136	345	5%	6,481
RAULERSON HOSPITAL		5,597	861	13%	6,458
MINUTECLINIC LLC #3703		5,249	1,202	19%	6,451
MICROGEN DX	4	5,674	730	11%	6,408
NORTHWEST FLORIDA COMMUNITY HOSPITAL	47	4,822	1,471	23%	6,340
FLORIDA FAMILY LABORATORY, INC DBA	50	5,784	484	8%	6,318
BAPTIST HEALTH SOUTH FLORIDA - PEMBROKE PINES URGENT CARE		5,224	1,088	17%	6,312
DOCTORS URGENT CARE LLC	1	5,143	1,152	18%	6,296
ADVENTHEALTH CENTRA CARE LONGWOOD		5,440	801	13%	6,241
ADVENTHEALTH CENTRA CARE SOUTH ORANGE		5,355	872	14%	6,227
PHARMCO RX	2	5,884	323	5%	6,209
PUTNAM COMMUNITY MEDICAL CENTER		5,428	769	12%	6,197

# COVID-19: testing by laboratory

Data through Apr 28, 2021 verified as of Apr 29, 2021 at 09:25 AM

Data in this report are provisional and subject to change.

The numbers in the table below represent the number of Florida and non-Florida residents for whom test results were received by the Department of Health. A person can be tested by more than one laboratory and can have both positive and negative results. **Therefore, the sum of the numbers in each column will be larger than the total number of people tested.**

Reporting lab	Inconclusive	Negative	Positive	Percent positive	Total
GENOSUR LLC	20	6,021	85	1%	6,126
ADVENTHEALTH CENTRA CARE ORANGE LAKE		5,355	759	12%	6,114
LABORATORY OF FLORIDA LLC	41	5,540	526	9%	6,107
DOCTORS URGENT CARE OF LUTZ LLC	1	4,948	1,155	19%	6,104
ALTRU DIAGNOSTICS INC	5	5,815	259	4%	6,079
PRO CLINIC		4,976	1,090	18%	6,066
ADVENTHEALTH CENTRA CARE PORT ORANGE		5,110	946	16%	6,056
URGENT CARE OF THE PALM BEACHES		5,016	1,018	17%	6,034
SOUTH FLORIDA BAPTIST HOSPITAL MICRO	4	5,006	1,011	17%	6,021
COASTAL MED URGENT CARE		4,424	1,573	26%	5,997
MINUTE CLINIC LLC		5,187	800	13%	5,987
ADVENTHEALTH CENTRA CARE SAND LAKE		5,273	659	11%	5,932
BAYFRONT HEALTH - VENICE REGIONAL MEDICAL	1	5,374	537	9%	5,912
HEALTH FIRST ADVENTHEALTH CENTRA CARE - TITUSVILLE		4,984	897	15%	5,881
PEDIATRIC HEALTH CARE ALLIANCE PA		5,386	493	8%	5,879
MEDEXPRESS URGENT CARE - GOLDEN GATE		5,152	714	12%	5,866
MEDEXPRESS URGENT CARE - ROYAL PALM BEACH		5,200	651	11%	5,851
MEDCOMP SCIENCES LLC	129	3,601	2,067	36%	5,797
MEDEXPRESS URGENT CARE - ESTERO		5,158	616	11%	5,774
ADVENTHEALTH CENTRA CARE LEESBURG		4,710	1,038	18%	5,748
BAPTIST HEALTH - NORTH		4,583	1,143	20%	5,726
PALMS OF PASADENA HOSPITAL		5,082	583	10%	5,665
SUNRISE MEDICAL LABORATORIES	2	5,229	407	7%	5,638
MEDICAL DNA LABS LLC	3	5,121	490	9%	5,614
BAPTIST HEALTH SOUTH FLORIDA - KENDALE LAKES URGENT CARE		4,539	1,063	19%	5,602
URGENT CARE CURE	2	4,813	770	14%	5,585
ESCAMBIA COMMUNITY CLINICS INC	8	4,198	1,315	24%	5,521
MEDEXPRESS URGENT CARE PALM BEACH GARDENS		5,008	512	9%	5,520
THE CENTER FOR URGENT CARE	3	4,613	888	16%	5,504
DOCTORS HOSPITAL OF SARASOTA CLINICAL LABORATORY		4,808	694	13%	5,502
BAPTIST HEALTH SOUTH FLORIDA - CORAL SPRINGS URGENT CARE		4,690	782	14%	5,472
WESTCHESTER HOSPITAL	23	4,458	991	18%	5,472
PARAMOUNT URGENT CARE - WINDERMERE	2	3,653	1,798	33%	5,453
TROPICANA FIELD - LOT 2	19	4,935	494	9%	5,448
HEALTH FIRST ADVENTHEALTH CENTRA CARE GATEWAY	1	4,893	547	10%	5,441
BAPTIST HEALTH SOUTH FLORIDA - TAMiami TRAIL URGENT CARE		4,382	1,058	19%	5,440
TALLAHASSEE PRIMARY CARE ASSOCIATES		4,804	615	11%	5,419
SPECTOR SCIENTIFIC LAB	19	4,303	1,044	19%	5,366
MINUTECLINIC LLC # 0709		4,517	837	16%	5,354
HIGHLANDS REGIONAL MEDICAL CENTER		4,481	861	16%	5,342
MEDEXPRESS URGENT CARE - LAKELAND		4,622	652	12%	5,274
MARTIN HOSPITAL SOUTH LAB		4,966	293	6%	5,259
MEDIPATH LLC		4,688	527	10%	5,215
BAYFRONT HEALTH - SEVEN RIVERS		4,742	452	9%	5,194
TRINITY SPRINGS		4,436	729	14%	5,165
BAPTIST HEALTH SOUTH FLORIDA - PINECREST URGENT CARE		4,421	740	14%	5,161
BAPTIST HEALTH SOUTH FLORIDA - CORAL GABLES URGENT CARE		4,254	870	17%	5,124

# COVID-19: testing by laboratory

Data through Apr 28, 2021 verified as of Apr 29, 2021 at 09:25 AM

Data in this report are provisional and subject to change.

The numbers in the table below represent the number of Florida and non-Florida residents for whom test results were received by the Department of Health. A person can be tested by more than one laboratory and can have both positive and negative results. **Therefore, the sum of the numbers in each column will be larger than the total number of people tested.**

Reporting lab	Inconclusive	Negative	Positive	Percent positive	Total
BAPTIST HEALTH SOUTH FLORIDA - CORAL GABLES (UNIVERSITY) URGENT CARE		4,381	716	14%	5,097
BETHESDA HOSPITAL WEST		4,513	510	10%	5,023
ADVENTHEALTH PROMPT CARE	2	3,708	1,312	26%	5,022
BAPTIST HEALTH SOUTH FLORIDA - PALMETTO BAY URGENT CARE		4,213	807	16%	5,020
BAYFRONT HEALTH - BROOKSVILLE		4,468	538	11%	5,006
QUICK CARE MED PL	2	4,218	765	15%	4,985
VENTURE MEDICAL OF FLORIDA LLC		4,518	382	8%	4,900
ADVENTHEALTH CENTRA CARE WINTER HAVEN	1	3,709	1,163	24%	4,873
ASCENSION SACRED HEART - EMERALD COAST		4,053	779	16%	4,832
BAYFRONT HEALTH - SPRING HILL		4,400	397	8%	4,797
ADVENTHEALTH CENTRA CARE COLONIAL TOWN	2	4,262	521	11%	4,785
MEASE DUNEDIN HOSPITAL	5	4,250	520	11%	4,775
FLAGLER HOSPITAL LABORATORY	8	3,654	1,095	23%	4,757
BAYFRONT HEALTH - PUNTA GORDA		4,391	358	8%	4,749
PREMIER URGENT CARE OF BREVARD LLC	4	4,132	583	12%	4,719
MINUTECLINIC LLC #3463		3,912	784	17%	4,696
DESOTO MEMORIAL HOSPITAL	3	3,884	803	17%	4,690
MOFFITT CANCER CENTER	6	4,518	104	2%	4,628
NIGHT LITE PEDIATRICS	4	3,346	1,260	27%	4,610
PREMIER MEDICAL	2	4,492	94	2%	4,588
ENGLEWOOD COMMUNITY HOSPITAL		4,163	402	9%	4,565
TWIN CITIES HOSPITAL	1	4,030	526	12%	4,557
ADVENTIST HEALTH SYSTEMS SUNBELT IN DBA		4,025	523	11%	4,548
MEMORIAL HOSPITAL- MIRAMAR	12	4,210	324	7%	4,546
MEDEXPRESS URGENT CARE CAPE CORAL		3,892	645	14%	4,537
MINUTECLINIC LLC #3631		3,842	666	15%	4,508
HOLIDAY CVS LLC DBA CVS PHARMACY #5154		4,378	119	3%	4,497
MINUTECLINIC LLC 5852		3,865	627	14%	4,492
US BIOTEK LABORATORIES	15	4,104	369	8%	4,488
MINUTECLINIC LLC #5253		3,716	768	17%	4,484
BAYFRONTVENICEREGIONAL		4,295	154	3%	4,449
ACCU REFERENCE MEDICAL LAB	9	3,624	802	18%	4,435
GENESIS DIAGNOSTICS		4,167	253	6%	4,420
LAKESIDE MEDICAL CENTER		3,539	855	19%	4,394
PALMS MEDICAL GROUP	5	2,981	1,397	32%	4,383
MINUTECLINIC LLC #5249		3,592	789	18%	4,381
MINUTECLINIC LLC #3662		3,696	667	15%	4,363
BAYA PHARMACY & URGENT CARE		3,225	1,124	26%	4,349
DOCTORS TEST CENTERS		3,856	490	11%	4,346
AMELIA URGENT CARE		2,679	1,644	38%	4,323
ST. LUCIE MEDICAL CTR.		4,254	57	1%	4,311
MINUTECLINIC LLC # 3930		3,655	610	14%	4,265
MEDEXPRESS URGENT CARE LEHIGH ACRES		3,645	591	14%	4,236
ADVENTHEALTH CENTRA CARE		3,759	468	11%	4,227
MINUTECLINIC LLC #1771		3,542	669	16%	4,211
MINUTECLINIC LLC #5190		3,440	740	18%	4,180
MINUTECLINIC LLC #5854		3,471	709	17%	4,180

# COVID-19: testing by laboratory

Data through Apr 28, 2021 verified as of Apr 29, 2021 at 09:25 AM

Data in this report are provisional and subject to change.

The numbers in the table below represent the number of Florida and non-Florida residents for whom test results were received by the Department of Health. A person can be tested by more than one laboratory and can have both positive and negative results. **Therefore, the sum of the numbers in each column will be larger than the total number of people tested.**

Reporting lab	Inconclusive	Negative	Positive	Percent positive	Total
NIGHT LITE PEDIATRICS URGENT CARE	1	3,417	649	16%	4,067
PHYSICIANS REGIONAL MEDICAL CENTER - COLLIER BLVD	1	3,173	882	22%	4,056
MINUTECLINIC LLC # 0514		3,536	513	13%	4,049
ADVENT HEALTH - NEW SMYRNA		3,352	669	17%	4,021
MINUTECLINIC LLC #7225		3,376	629	16%	4,005
BAPTIST HEALTH SOUTH FLORIDA - DAVIE URGENT CARE		3,286	715	18%	4,001
LOWER KEYS MEDICAL CENTER		3,639	318	8%	3,957
EXACT SCIENCES LABORATORIES, LLC		3,626	320	8%	3,946
SCION LAB SERVICES LLC	26	3,590	305	8%	3,921
MINUTECLINIC LLC #3814		3,340	574	15%	3,914
BAPTIST HEALTH SOUTH FLORIDA - WESTON URGENT CARE		3,378	521	13%	3,899
MINUTECLINIC LLC #4458		3,279	619	16%	3,898
MINUTECLINIC LLC #5214		3,335	551	14%	3,886
MINUTECLINIC LLC #7887		3,408	474	12%	3,882
CARENOW URGENT CARE	1	2,397	1,481	38%	3,879
MINUTECLINIC LLC #7886		3,350	522	13%	3,872
MC DIAGNOSTIC OF CONNECTICUT, PC #2220		3,327	533	14%	3,860
STEWART ROCKLEDGE HOSPITAL	4	3,430	399	10%	3,833
PARAMOUNT URGENT CARE - ORLANDO		2,724	1,095	29%	3,819
SIPARADIGM LLC	59	3,487	262	7%	3,808
HEALTH FIRST ADVENTHEALTH CENTRA CARE COCOA		3,427	375	10%	3,802
AFC PHYSICIANS OF FLORIDA		2,938	858	23%	3,796
MINUTECLINIC LLC #4415		3,216	559	15%	3,775
ADVENTHEALTH CENTRA CARE KIDS LAKE MARY		3,476	281	7%	3,757
BARTOW REGIONAL MEDICAL CENTER	1	3,154	589	16%	3,744
BRASHEAR'S VITAL CARE CORP		2,950	772	21%	3,722
MINUTECLINIC LLC #3291		3,154	566	15%	3,720
MINUTECLINIC LLC # 3686		3,161	554	15%	3,715
MINUTECLINIC LLC #3257		3,097	613	17%	3,710
PROHEALTH	3	2,094	1,599	43%	3,696
ADVENT HEALTH CENTRA CARE -WINTER PARK KIDS URGENT CARE	4	3,395	292	8%	3,691
MINUTECLINIC, LLC #4015		2,950	723	20%	3,673
PRECISION HEALTH SOLUTIONS		3,487	186	5%	3,673
MINUTECLINIC, LLC #3204		3,056	615	17%	3,671
HEALTH FIRST ADVENTHEALTH CENTRA CARE MALABAR		3,294	358	10%	3,652
BAPTIST HEALTH SOUTH FLORIDA - BRICKELL URGENT CARE		3,018	629	17%	3,647
MEDEXPRESS URGENT CARE - DELAND		3,228	396	11%	3,624
CLARITY LAB SOLUTIONS LLC		3,608	4	0%	3,612
VERILY LIFE SCIENCES	3	3,521	68	2%	3,592
MEDEXPRESS URGENT CARE - VERO BEACH		3,119	459	13%	3,578
MINUTECLINIC LLC #1055		2,937	634	18%	3,571
BAPTIST HEALTH URGENT CARE AT SAWGRASS		2,965	601	17%	3,566
MINUTECLINIC LLC # 3579		2,912	615	17%	3,527
MINUTECLINIC LLC #7973		3,032	488	14%	3,520
MINUTECLINIC LLC #1807		2,921	576	16%	3,497
PARAMOUNT URGENT CARE - OVIEDO		2,550	943	27%	3,493
MINUTECLINIC LLC #3003		2,860	624	18%	3,484

# COVID-19: testing by laboratory

Data through Apr 28, 2021 verified as of Apr 29, 2021 at 09:25 AM

Data in this report are provisional and subject to change.

The numbers in the table below represent the number of Florida and non-Florida residents for whom test results were received by the Department of Health. A person can be tested by more than one laboratory and can have both positive and negative results. **Therefore, the sum of the numbers in each column will be larger than the total number of people tested.**

Reporting lab	Inconclusive	Negative	Positive	Percent positive	Total
MINUTECLINIC, LLC #5817		2,891	587	17%	3,478
WALGREEN CO	2	3,073	396	11%	3,471
VA PAIN CLINIC	6	3,332	126	4%	3,464
MEDONE PLLC		2,646	818	24%	3,464
MINUTECLINIC LLC #3748		2,820	626	18%	3,446
MIDWAY SPECIALTY CARE CENTER DIAGNOSTICS	38	3,164	240	7%	3,442
MARION E FETHER MEDICAL CENTER, THE		3,147	292	8%	3,439
MINUTECLINIC LLC # 7933		3,026	408	12%	3,434
BAPTIST HEALTH EMERGENCY CENTER COUNTRY WALK	1	2,896	517	15%	3,414
MINUTECLINIC LLC #3255		3,012	393	12%	3,405
PRIMEHEALTH URGENT CARE INC		2,906	499	15%	3,405
BAPTIST HEALTH - CLAY		2,963	434	13%	3,397
MINUTECLINIC LLC #3705		2,999	395	12%	3,394
MINUTECLINIC LLC #7173		2,937	454	13%	3,391
IMMOKALEE CHD		3,155	234	7%	3,389
BMCT Molecular Diagnostics Subsection		2,854	532	16%	3,386
MINUTECLINIC LLC #5924		2,904	463	14%	3,367
MINUTECLINIC, LLC (CLINIC 10699)		2,932	418	12%	3,350
ADVENTHEALTH CENTRA CARE CONWAY		2,807	507	15%	3,314
MINUTECLINIC LLC #3654		2,748	537	16%	3,285
MINUTECLINIC LLC #4201		2,836	446	14%	3,282
MINUTECLINIC LLC #5216		2,823	453	14%	3,276
MARINERS HOSPITAL	1	2,968	307	9%	3,276
GESSLER CLINIC	2	2,259	991	30%	3,252
VITRO MOLECULAR LABORATORIES	50	2,947	253	8%	3,250
MEMORIAL HOSPITAL PEMBROKE	3	2,862	366	11%	3,231
SELECT LABORATORIES - MARION COUNTY, FL LLC	5	2,917	308	10%	3,230
LAKELAND REGIONAL HEALTH PABLO		2,834	383	12%	3,217
MINUTECLINIC LLC #4612		2,629	574	18%	3,203
HEALTH CARE DISTRICT OF PALM BEACH COUNTY	2	2,937	253	8%	3,192
MINUTECLINIC LLC #6007		2,743	447	14%	3,190
ACCESS POINT HEALTHCARE URGENT & PRIMARY CARE	2	2,476	703	22%	3,181
PHYSICIANS PRIMARY CARE	2	2,860	307	10%	3,169
MINUTECLINIC LLC #3285		2,755	402	13%	3,157
MEDEXPRESS FORT MYERS		2,760	395	13%	3,155
MEDEXPRESS URGENT CARE CORAL SPRINGS		2,780	348	11%	3,128
MINUTECLINIC LLC #4024		2,741	382	12%	3,123
MINUTECLINIC LLC #3648		2,559	562	18%	3,121
MEDIQUICK URGENT CARE CENTERS INC		2,379	723	23%	3,102
MINUTECLINIC LLC #1350		2,711	375	12%	3,086
MINUTECLINIC LLC #476		2,672	414	13%	3,086
MINUTECLINIC LLC #8381		2,661	400	13%	3,061
KEYS AHEC SCHOOL MEDICAL CLINIC	15	2,869	148	5%	3,032
MINUTECLINIC LLC #1821		2,688	336	11%	3,024
BAPTIST HEALTH - OAKLEAF		2,551	472	16%	3,023
VETERANS AFFAIRS MEDICAL CENTER - ORLANDO	1	1,343	1,661	55%	3,005
MINUTECLINIC, LLC # 4469		2,660	335	11%	2,995

# COVID-19: testing by laboratory

Data through Apr 28, 2021 verified as of Apr 29, 2021 at 09:25 AM

Data in this report are provisional and subject to change.

The numbers in the table below represent the number of Florida and non-Florida residents for whom test results were received by the Department of Health. A person can be tested by more than one laboratory and can have both positive and negative results. **Therefore, the sum of the numbers in each column will be larger than the total number of people tested.**

Reporting lab	Inconclusive	Negative	Positive	Percent positive	Total
MINUTECLINIC LLC #3635		2,584	407	14%	2,991
NXGEN MDX LLC	6	2,651	330	11%	2,987
MINUTECLINIC LLC #5157		2,612	370	12%	2,982
AFC PHYSICIANS OF FLORIDA PA		2,432	546	18%	2,978
ADVENT HEALTH - DADE CITY		2,611	356	12%	2,967
CHARLES AIESI CONSULTING INC	14	2,636	304	10%	2,954
BAY MEDICAL CENTER SACRED HEART HEALTH SYSTEM		2,330	623	21%	2,953
MEDEXPRESS URGENT CARE - CLEWISTON		2,447	482	16%	2,929
JUPITER MEDICAL CENTER URGENT CARE		2,274	624	22%	2,898
CAREFAST+	1	2,104	786	27%	2,891
STONE CLINICAL LABORATORIES		2,790	96	3%	2,886
WALGREENS ORLANDO	3	2,540	340	12%	2,883
BAPTIST HEALTHCARE - GULF BREEZE HOSPITAL	3	2,388	479	17%	2,870
BLUE MED CONSULTANTS		2,754	110	4%	2,864
EMERGENCY PHYSICIANS MEDICAL CENTER		1,672	1,155	41%	2,827
DR G'S URGENT CARE		2,451	372	13%	2,823
MEDEXPRESS URGENT CARE BOCA RATON		2,561	255	9%	2,816
MINUTECLINIC LLC #5069		2,355	449	16%	2,804
CELESTA MEDICAL SERVICES LLC DBA - AMERICAN RESEARCH LABS		2,544	236	8%	2,780
CITRUS MEMORIAL HOSPITAL LABORATORY		2,253	515	19%	2,768
BAPTIST HEALTH SOUTH FLORIDA - MIAMI BEACH URGENT CARE		2,348	415	15%	2,763
MINUTECLINIC LLC #214		2,311	448	16%	2,759
SACRED HEART HEALTH SYSTEM, INC	1	1,871	872	32%	2,744
PARRISH MEDICAL CENTER	2	2,391	346	13%	2,739
LAKE WALES MEDICAL CENTER INC		2,414	320	12%	2,734
JACKSON HOSPITAL CLINICAL LABORATORY		2,406	328	12%	2,734
FLORIDA MEDICAL CLINIC	3	1,266	1,445	53%	2,714
DONALD W ROBERTSON DO PA		2,114	592	22%	2,706
PATIENTS FIRST - THOMASVILLE ROAD		2,381	285	11%	2,666
MINUTECLINIC LLC #1815		2,376	289	11%	2,665
AMELIA EXPRESS CARE LLC	10	2,316	335	13%	2,661
BOND URGENT CARE LLC		2,003	652	25%	2,655
GENOME LLC	2	2,462	191	7%	2,655
EMERALD COAST URGENT CARE, LLC	1	1,972	660	25%	2,633
TAMPA COMMUNITY HOSPITAL		2,228	365	14%	2,593
ADVENT HEALTH - OCALA		2,124	447	17%	2,571
MINUTECLINIC LLC #3236		2,213	354	14%	2,567
MEDEXPRESS PORT CHARLOTTE		2,283	279	11%	2,562
MINI ER WATERFORD LAKES, THE		2,175	347	14%	2,522
NCHMD INC		2,118	394	16%	2,512
EMERALD COAST URGENT CARE LLC		1,825	657	26%	2,482
WHOLE FAMILY HEALTH CENTER INC		1,989	488	20%	2,477
INTELEX LABS, LLC		2,386	82	3%	2,468
ASCENSION SACRED HEART - GULF		1,905	551	22%	2,456
PHYSICIANS STAT LAB	3	1,078	1,347	55%	2,428
COMMUNITY HEALTH NORTHWEST FLORIDA	4	1,857	554	23%	2,415
OPTUM LABS LLC	1	2,205	207	9%	2,413

# COVID-19: testing by laboratory

Data through Apr 28, 2021 verified as of Apr 29, 2021 at 09:25 AM

Data in this report are provisional and subject to change.

The numbers in the table below represent the number of Florida and non-Florida residents for whom test results were received by the Department of Health. A person can be tested by more than one laboratory and can have both positive and negative results. **Therefore, the sum of the numbers in each column will be larger than the total number of people tested.**

Reporting lab	Inconclusive	Negative	Positive	Percent positive	Total
CORE DIAGNOSTIC LABORATORIES LLC	17	2,048	336	14%	2,401
MINUTECLINIC LLC #3637		1,920	471	20%	2,391
BAPTIST HEALTH EMERGENCY CENTER AT WEST CORAL WAY		1,914	425	18%	2,339
ASSOCIATED PATHOLOGISTS, LLC	3	1,925	398	17%	2,326
MINUTECLNIC LLC		2,032	290	12%	2,322
PHYSICIAN ASSOCIATES		2,070	241	10%	2,311
PENSACOLA PEDIATRICS PA	1	2,127	180	8%	2,308
LEE HEALTH - COCONUT POINT CLINICAL LAB	2	1,872	433	19%	2,307
MINUTECLINIC LLC #8927		1,919	359	16%	2,278
GRAVITY DIAGNOSTICS, LLC	6	2,061	194	9%	2,261
UNIVERSITY OF NORTH FLORIDA STUDENT HEALTH		2,180	79	3%	2,259
NCH NORTHEAST	7	1,777	475	21%	2,259
MINUTECLINIC LLC #5187		1,957	285	13%	2,242
PRIMEHEALTH URGENT CARE	1	1,865	361	16%	2,227
MEDICAL CONSULTANTS OF FLORIDA, LLC	2	1,882	328	15%	2,212
FLOWERS HOSPITAL		2,010	192	9%	2,202
MARTIN HEALTH SYSTEM - ST LUCIE WEST		1,977	196	9%	2,173
FIU-HEALTH AUXILIARY LABORATORY	6	2,017	133	6%	2,156
APALACHEE CORRECTIONAL INSTITUTION EAST UNIT		2,118	31	1%	2,149
BARDMOOR LABORATORY	9	1,788	319	15%	2,116
WHITE WILSON MEDICAL CENTER		729	1,384	65%	2,113
HEALTH CENTRAL CLINICAL LABORATORY		1,839	266	13%	2,105
LITTLE PINE PEDIATRICS	1	1,815	277	13%	2,093
DOC SMILEYS URGENT CARE LLC		1,713	379	18%	2,092
BIO-TECH CLINICAL LABORATORIES INC		1,779	297	14%	2,076
BAYFRONT HEALTH - CITRUS HILLS		1,841	234	11%	2,075
ADVANCED MEDICAL OF NAPLES LLC		1,830	227	11%	2,057
GENUS3		1,965	74	4%	2,039
STATMED OCALA	7	1,833	196	10%	2,036
WILLIAM OWEN PASS PARK		1,738	257	13%	1,995
MINUTECLINIC, LLC #3245		1,623	371	19%	1,994
ARCPOINT LABS		1,390	599	30%	1,989
DOC SMILEY'S URGENT CARE		1,706	247	13%	1,953
MEDFAST URGENT CARE CENTERS LLC	2	608	1,333	69%	1,943
MIAMI JEWISH HEALTH SYSTEMS		1,859	81	4%	1,940
TOM LEE COMMUNITY HEALTH CENTER	1	1,347	576	30%	1,924
READY RESPONDERS FLORIDA, PLLC		1,658	259	14%	1,917
LABORATORY SPECIALISTS OF MICHIGAN		1,575	331	17%	1,906
GENESIS LABORATORY MANAGEMENT	14	1,639	253	13%	1,906
BROWNWOOD CARE CENTER		1,655	230	12%	1,885
ED FRASER MEMORIAL HOSPITAL		1,602	257	14%	1,859
NEIGHBORHOOD MEDICAL CENTER INC	17	1,629	186	10%	1,832
OPTUMCARE FLORIDA LLC		1,516	310	17%	1,826
KETAMINE HEALTH CENTERS LLC	1	1,661	152	8%	1,814
SUNRISE URGENT CARE ASSOCIATES LLC D/B/A	9	1,264	531	29%	1,804
PATIENTS FIRST LAKE ELLA MEDICAL CENTER		1,631	171	9%	1,802
PROJECT HEALTH, INC SUMTERVILLE	5	1,468	318	18%	1,791

# COVID-19: testing by laboratory

Data through Apr 28, 2021 verified as of Apr 29, 2021 at 09:25 AM

Data in this report are provisional and subject to change.

The numbers in the table below represent the number of Florida and non-Florida residents for whom test results were received by the Department of Health. A person can be tested by more than one laboratory and can have both positive and negative results. **Therefore, the sum of the numbers in each column will be larger than the total number of people tested.**

Reporting lab	Inconclusive	Negative	Positive	Percent positive	Total
IGENOMIX USA LLC	54	1,567	165	9%	1,786
RIVER TOWN DIAGNOSTIC LLC		1,470	286	16%	1,756
ABSOLUTE GENOMICS	2	1,515	239	14%	1,756
SPARROW HEALTHCARE	2	1,497	254	14%	1,753
NORTH SHORE LONG ISLAND JEWISH HEALTH	1	1,653	95	5%	1,749
ER QUICKCARE PL		1,494	240	14%	1,734
Community_Health		1,533	199	11%	1,732
PROHEALTH MEDICAL CLINIC		1,068	642	38%	1,710
LABTECH DIAGNOSTIC		1,411	293	17%	1,704
SHELL POINT NURSING PAVILION	1	1,625	77	5%	1,703
PEDIATRIC HEALTH CARE ALLIANCE - NORTHDALE		1,545	151	9%	1,696
JW PLASTIC SURGERY		1,449	244	14%	1,693
QUICK CARE MED		1,350	330	20%	1,680
FLORIDA DEPARTMENT OF HEALTH IN POLK COUNTY	2	1,276	399	24%	1,677
MEDEXPRESS URGENT CARE - JAX ATLANTIC BLVD		1,447	225	13%	1,672
BROAD INSTITUTE CLINICAL SEQUENCING RESEARCH PLATFORM	15	1,566	62	4%	1,643
BAPTIST HEALTH SOUTH FLORIDA - KEY BISCANE URGENT CARE EXPRESS		1,448	194	12%	1,642
AMERICAN SCIENTIFIC LABORATORIES LLC		1,597	34	2%	1,631
ADVENTHEALTH CENTRA CARE TRINITY		1,407	221	14%	1,628
VRL EUROFINIS		1,584	41	3%	1,625
ELLENTON URGENT CARE		1,385	238	15%	1,623
PARAMOUNT URGENT CARE - CLERMONT		903	709	44%	1,612
OPTEO LABORATORY		1,572	36	2%	1,608
FIRST QUALITY LABORATORY		1,496	99	6%	1,595
BAPTIST HEALTH SOUTH FLORIDA - COUNTRY WALK URGENT CARE EXPRESS		1,345	245	15%	1,590
UNIVERSITY OF ALABAMA AT BIRMINGHAM		1,539	48	3%	1,587
ASSURANCE SCIENTIFIC LABORATORIES	1	1,297	283	18%	1,581
CAREMED CLINIC LLC	1	1,265	309	20%	1,575
MELBOURNE MEDICAL LABORATORY☐	2	1,367	205	13%	1,574
MYTEST DIAGNOSTICS		1,498	73	5%	1,571
ST ANNES NURSING CENTER		1,534	33	2%	1,567
MATRIX CLINICAL LABS (FORMERLY BIOCERNA LLC)	9	1,386	169	11%	1,564
PARAMOUNT URGENT CARE VILLAGES		969	567	37%	1,536
INNOVATIVE TRANSFUSION MEDICINE, INC	11	1,336	179	12%	1,526
BAPTIST HEALTHCARE - JAY HOSPITAL	3	1,137	373	25%	1,513
NORTH VISTA HOSPITAL LABORATORY		1,269	235	16%	1,504
UHEALTH CLINIC AT WALGREENS		1,215	286	19%	1,501
COLLIER URGENT CARE CENTERS CREEKSIDE		1,322	178	12%	1,500
PRIMARY CARE SOUTH INC		1,006	491	33%	1,497
PALM BAY HOSPITAL CLINICAL LABORATORY		1,093	400	27%	1,493
NYU HOSPITALS CENTER CLINICAL LABORATORIES		1,440	49	3%	1,489
CAREFAST MURABELLA		981	507	34%	1,488
SMA LAB	12	1,306	161	11%	1,479
TREASURE COAST MEDICAL ASSOCIATES INC		747	716	49%	1,463
EUROFINIS NTD, LLC		1,418	45	3%	1,463
ADVANCE MEDICAL OF NAPLES		327	1,124	77%	1,451
UHEALTH DEERFIELD BEACH/UMSYLVESTER DEERFIELD BEACH LABORATORY	3	1,380	55	4%	1,438

# COVID-19: testing by laboratory

Data through Apr 28, 2021 verified as of Apr 29, 2021 at 09:25 AM

Data in this report are provisional and subject to change.

The numbers in the table below represent the number of Florida and non-Florida residents for whom test results were received by the Department of Health. A person can be tested by more than one laboratory and can have both positive and negative results. **Therefore, the sum of the numbers in each column will be larger than the total number of people tested.**

Reporting lab	Inconclusive	Negative	Positive	Percent positive	Total
TEMPUS CLINICAL LABORATORY	10	1,269	155	11%	<b>1,434</b>
FG RAPID RESULTS	6	1,054	369	26%	<b>1,429</b>
CREEKSIDE CARE CENTER	1	1,247	180	13%	<b>1,428</b>
PATIENTS CHOICE LABORATORIES		831	592	42%	<b>1,423</b>
LPG COCONUT POINT		1,191	230	16%	<b>1,421</b>
ADDICTION LABS OF AMERICA	3	1,333	83	6%	<b>1,419</b>
COASTAL LABORATORIES	1	1,120	287	20%	<b>1,408</b>
AMELIA EXPRESS CARE	1	772	626	45%	<b>1,399</b>
ACCESS MEDICAL LABS		769	619	45%	<b>1,388</b>
ASCENSION ST VINCENT'S - SOUTHSIDE		1,308	49	4%	<b>1,357</b>
PROJECT HEALTH INC	4	1,158	195	14%	<b>1,357</b>
VAVA PARTNERS LLC		529	823	61%	<b>1,352</b>
NORTH FLORIDA PEDIATRICS - LAKE CITY		1,127	223	17%	<b>1,350</b>
GROWING TOGETHER PEDIATRICS LLC		1,279	70	5%	<b>1,349</b>
PEDIATRICS OF CENTRAL FLORIDA PA	20	1,262	66	5%	<b>1,348</b>
LAB24 INC	3	643	677	51%	<b>1,323</b>
PALM HARBOR PHARMACY		1,146	173	13%	<b>1,319</b>
XPRESS URGENT CARE	4	1,109	202	15%	<b>1,315</b>
HOLIDAY CVS LLC DBA CVSPHARMACY #5155		1,234	71	5%	<b>1,305</b>
NAPLES URGENT CARE	1	850	448	34%	<b>1,299</b>
CARENOW URGENT CARE - FORT PIERCE		914	378	29%	<b>1,292</b>
ST PETERSBURG PEDIATRICS	1	1,163	124	10%	<b>1,288</b>
ADVANCED DIAGNOSTIC LABORATORY		1,241	47	4%	<b>1,288</b>
PALM BEACH ATLANTIC UNIVERSITY		1,243	44	3%	<b>1,287</b>
SOLARIS HEALTHCARE PALATKA		1,163	106	8%	<b>1,269</b>
MEDLAB DIAGNOSTICS, LLC		1,169	95	8%	<b>1,264</b>
NORTH FLORIDA PEDIATRICS-TALLAHASSEE	1	1,159	103	8%	<b>1,263</b>
6TH MEDICAL GROUP - MCDILL AFB	3	1,184	69	5%	<b>1,256</b>
STAGEZERO LIFE SCIENCES INC	4	1,146	105	8%	<b>1,255</b>
USF MORSANI CENTER FOR ADVANCED HEALTH CARE		1,099	152	12%	<b>1,251</b>
MINUTE CLINIC INCORPORATE		1,203	47	4%	<b>1,250</b>
PROFESSIONAL HEALTH EXAMINERS DBA PROHEALTH	1	1,015	229	18%	<b>1,245</b>
COASTAL PEDIATRIC GROUP		1,080	161	13%	<b>1,241</b>
CYPRESS VILLAGE	1	1,204	28	2%	<b>1,233</b>
INTERLACHEN PEDIATRICS PA		1,161	63	5%	<b>1,224</b>
EAST LAKE PEDIATRICS		1,089	133	11%	<b>1,222</b>
ARCPPOINT LABS OF CORAL SPRINGS FL		992	225	18%	<b>1,217</b>
PENSACOLA PEDIATRICS PA - TIGER POINT	24	1,072	120	10%	<b>1,216</b>
CLINICORE		1,124	91	7%	<b>1,215</b>
SPEARHEAD MEDICAL		1,102	111	9%	<b>1,213</b>
EPN URGENT CARE NAPLES	2	792	411	34%	<b>1,205</b>
STEWART REFERENCE LABORATORY	1	657	537	45%	<b>1,195</b>
CATALYST WALK IN CLINIC		951	239	20%	<b>1,190</b>
BREVARD HEALTH ALLIANCE INC, THE		1,117	68	6%	<b>1,185</b>
INTERLACHEN PEDIATRICS		1,135	44	4%	<b>1,179</b>
CLARITY LABS		1,069	109	9%	<b>1,178</b>
CAPE CANAVERAL HOSPITAL		868	304	26%	<b>1,172</b>

# COVID-19: testing by laboratory

Data through Apr 28, 2021 verified as of Apr 29, 2021 at 09:25 AM

Data in this report are provisional and subject to change.

The numbers in the table below represent the number of Florida and non-Florida residents for whom test results were received by the Department of Health. A person can be tested by more than one laboratory and can have both positive and negative results. **Therefore, the sum of the numbers in each column will be larger than the total number of people tested.**

Reporting lab	Inconclusive	Negative	Positive	Percent positive	Total
ALTAMONTE MD		942	226	19%	1,168
CARE ONE OF FLORIDA LLC		844	323	28%	1,167
HALIFAX MEDICAL CENTER-PORT ORANGE LAB		1,006	156	13%	1,162
TYNDALL AIR FORCE BASE		948	211	18%	1,159
FISHERMENS HOSPITAL CLINICAL LAB		1,058	96	8%	1,154
BETHESDA HEALTH URGENT CARE		959	173	15%	1,132
CAPSTONE HEALTHCARE		802	330	29%	1,132
NORTH OKALOOSA MEDICAL CENTER		779	349	31%	1,128
VERITAS GENETICS	61	945	119	11%	1,125
EMERALD COAST PEDIATRICS		1,058	57	5%	1,115
GENEIQ		1,051	64	6%	1,115
PROFESSIONAL HEALTH EXAMINERS		962	150	13%	1,112
PRIMARY CARE OF THE TREASURE COAST		975	135	12%	1,110
XYZ LABORATORY	8	942	146	13%	1,096
MINUTECLINIC, LLC DBA MINUTECLINIC #4717		1,031	42	4%	1,073
LOOP PEDIATRICS PA	3	910	158	15%	1,071
LENCO MEDICAL LABORATORY		1,012	57	5%	1,069
HENDRY REGIONAL MEDICAL CENTER CLINICAL LABORATORY		809	258	24%	1,067
AMERICAN FAMILY CARE PENSACOLA WEST		533	533	50%	1,066
BREVARD HEALTH ALLIANCE		756	305	29%	1,061
RAINBOW RIVER MEDICAL LABORATORY		978	83	8%	1,061
NORTH FLORIDA MEDICAL GROUP		884	153	15%	1,037
VRL EUROFINs - DALLAS		1,024	13	1%	1,037
WOODLANDS MEDICAL SPECIALISTS		770	265	26%	1,035
LAB DOCTOR		902	131	13%	1,033
ADVENTHEALTH EXPRESS CARE AT WALGREENS		891	136	13%	1,027
SPRING HILL HEALTH AND REHABILITATION CENTER		1,000	26	3%	1,026
FAMILY HEALTH CENTERS OF SOUTHWEST FLORIDA INC		916	107	10%	1,023
THE HEALTH CENTER OF PLANT CITY		942	77	8%	1,019
BAPTIST HEALTH - MD ANDERSON CANCER CENTER		1,009	6	1%	1,015
CHILDRENS MEDICAL ASSOCIATION		927	88	9%	1,015
E-LAB OF FLORIDA		923	90	9%	1,013
PHAROS HEALTH		756	255	25%	1,011
VERITOR		850	161	16%	1,011
C.W. BILL YOUNG VA MEDICAL CENTER	1	22	986	98%	1,009
NORTH FLORIDA PEDIATRICS PA - SUWANNEE	3	874	129	13%	1,006
VIERA HOSPITAL, INC		805	192	19%	997
LAKELAND REGIONAL HEALTH - PWC/OB		36	954	96%	990
DAIRY ROAD URGENT CARE	2	838	147	15%	987
COVANCE CLINICAL RESEARCH UNIT INC		957	26	3%	983
CVS HEALTH		774	208	21%	982
BERNHARDT LABORATORIES	2	886	90	9%	978
NORTH SHORE LIJ URGENT CARE PC		921	56	6%	977
UNIVERSITY OF WEST FLORIDA STUDENT HEALTH SERVICES	1	843	128	13%	972
HISTOPATHOLOGY SERVICES, LLC		863	108	11%	971
FAST TRACK URGENT CARE CENTER		4	964	100%	968
MILLER BIOCONNECT		877	89	9%	966

# COVID-19: testing by laboratory

Data through Apr 28, 2021 verified as of Apr 29, 2021 at 09:25 AM

Data in this report are provisional and subject to change.

The numbers in the table below represent the number of Florida and non-Florida residents for whom test results were received by the Department of Health. A person can be tested by more than one laboratory and can have both positive and negative results. **Therefore, the sum of the numbers in each column will be larger than the total number of people tested.**

Reporting lab	Inconclusive	Negative	Positive	Percent positive	Total
JACKSONVILLE BEACH PEDIATRIC CARE CENTER□		892	72	7%	<b>964</b>
NORTH FLORIDA PEDIATRICS PA	2	843	117	12%	<b>962</b>
MOLECULAR TESTING LABS		862	90	9%	<b>952</b>
24 HOUR PEDIATRIC CARE CENTER	4	883	65	7%	<b>952</b>
DEPARTMENT OF CLINICAL LABS	1	926	21	2%	<b>948</b>
CONSULATE HEALTH CARE OF NEW PORT RICHEY	2	815	126	13%	<b>943</b>
ENCOMPASS HEALTH		915	22	2%	<b>937</b>
ABBOTT LABORATORIES		814	120	13%	<b>934</b>
EAST LAKE PEDIATRICS PA		852	82	9%	<b>934</b>
INTEGRITY LABORATORIES, LLC	4	764	165	18%	<b>933</b>
TACACHALE CLINICAL LABORATORY	1	882	49	5%	<b>932</b>
Point of Care Testing	1	125	805	86%	<b>931</b>
MIDWAY SPECIALLY CARE CENTER	3	705	222	24%	<b>930</b>
LEE COUNTY EMERGENCY MEDICAL SERVICE	1	801	126	14%	<b>928</b>
SOLARIS HEALTHCARE CHARLOTTE HARBOR		872	55	6%	<b>927</b>
REDI MED LLC		753	174	19%	<b>927</b>
PEDIATRIC HEALTHCARE ALLIANCE		871	52	6%	<b>923</b>
GENE TOX WORLDWIDE	60	736	125	14%	<b>921</b>
PENSACOLA PEDIATRICS	2	824	94	10%	<b>920</b>
DOCTOR'S MEMORIAL HOSPITAL		751	166	18%	<b>917</b>
PALM GARDEN OF PORT SAINT LUCIE		900	12	1%	<b>912</b>
CALHOUN LIBERTY HOSPITAL		740	168	19%	<b>908</b>
Fernandina Beach Rehabilitation and Nursing Center	1	879	19	2%	<b>899</b>
NCHMD, INC SOUTHEAST IMMEDIATE CARE		702	196	22%	<b>898</b>
Victoria Nursing and Rehabilitation Center		838	55	6%	<b>893</b>
NORTH FL SOUTH GA HCS-LAKE CITY		861	27	3%	<b>888</b>
SOUTHEAST ALABAMA MEDICAL CENT		823	57	6%	<b>880</b>
FAMILY HEALTH CENTERS OF SWF LABS	2	760	118	13%	<b>880</b>
Tampa Lakes Health and Rehabilitation Center	2	803	73	8%	<b>878</b>
RESTORE HEALTH URGENT CARE		708	168	19%	<b>876</b>
COASTAL PHYSICIANS, LLC		706	168	19%	<b>874</b>
AMERICAN MEDICAL RESPONSE		861	9	1%	<b>870</b>
MINUTECLINIC LLC, #10357		864	6	1%	<b>870</b>
PALACE NURSING HOME & REHAB CENTER		822	43	5%	<b>865</b>
CRUCIAL CARE EMERGENCY MEDICINE DOCTORS		692	172	20%	<b>864</b>
ANY LAB TEST NOW	2	587	273	32%	<b>862</b>
BHA CENTRAL COUNTY CLINIC		772	88	10%	<b>860</b>
PRIMARY CARE SERVICES AT ST ANDREWS ESTATES		851	3	0%	<b>854</b>
WHITE-WILSON MEDICAL CENTER - FORT WALTON BEACH		829	23	3%	<b>852</b>
CENTRAL FLORIDA HEALTH CARE INC		727	121	14%	<b>848</b>
EXPRESS PHARMACY		781	64	8%	<b>845</b>
AUGUSTUS LABS LLC		696	148	18%	<b>844</b>
FLORIDA GULF COAST UNIVERSITY		645	197	23%	<b>842</b>
AFC URGENT CARE CLEARWATER	1	172	668	79%	<b>841</b>
CLINICAL PATHOLOGY LABS INC		753	87	10%	<b>840</b>
POINT WASHINGTON MEDICAL CLINIC	1	621	211	25%	<b>833</b>
PRIMARY CARE SERVICES AT INDIAN RIVER ESTATES		806	25	3%	<b>831</b>

# COVID-19: testing by laboratory

Data through Apr 28, 2021 verified as of Apr 29, 2021 at 09:25 AM

Data in this report are provisional and subject to change.

The numbers in the table below represent the number of Florida and non-Florida residents for whom test results were received by the Department of Health. A person can be tested by more than one laboratory and can have both positive and negative results. **Therefore, the sum of the numbers in each column will be larger than the total number of people tested.**

Reporting lab	Inconclusive	Negative	Positive	Percent positive	Total
MEDONE URGENT CARE CENTER		604	224	27%	<b>828</b>
LIFE CARE CENTER OF NEW PORT RICHEY		787	37	4%	<b>824</b>
PEBBLEBROOK PHARMACY	1	689	134	16%	<b>824</b>
ADVENTHEALTH MEDICAL GROUP PROMPT CARE		594	226	28%	<b>820</b>
MEDICAL CENTER OF DELTONA, INC		697	121	15%	<b>818</b>
Southern Oaks Care Center	1	779	38	5%	<b>818</b>
FLORIDA HOSPITAL ORLANDO		743	74	9%	<b>817</b>
ASAP LABS LLC	7	655	151	19%	<b>813</b>
BOND CLINIC PA PEDIATRICS DEPT		753	58	7%	<b>811</b>
ASCENSION ST VINCENT'S - CLAY		775	35	4%	<b>810</b>
DYNIX DIAGNOSTICS	2	528	279	34%	<b>809</b>
GOLDEN GATE FAMILY CLINIC		332	475	59%	<b>807</b>
FLAGLER COUNTY HEALTH DEPARTMENT	3	627	177	22%	<b>807</b>
CITY MEDICAL OF NEW JERSEY, PC		728	76	9%	<b>804</b>
CLINICAL ENTERPRISE, INC		776	25	3%	<b>801</b>
VITAS HEALTHCARE CORPORATION OF FLA	1	794	5	1%	<b>800</b>
NITE LITE PEDIATRICS		234	564	71%	<b>798</b>
TELESCOPE HEALTH LLC	4	671	121	15%	<b>796</b>
NONE		308	488	61%	<b>796</b>
GULF COAST VILLAGE		752	41	5%	<b>793</b>
PALM GARDEN OF VERO BEACH		740	51	6%	<b>791</b>
BRISTOL AT TAMPA, THE	4	763	22	3%	<b>789</b>
MOORINGS PARK INSTITUTE, INC, THE		755	32	4%	<b>787</b>
CARITHERS PEDIATRIC GROUP		722	60	8%	<b>782</b>
WHITE WILSON MEDICAL CENTER PA - NAVARRE		654	124	16%	<b>778</b>
ETHOS WELLNESS PHARMACY		728	50	6%	<b>778</b>
BOND AND STEELE CLINIC PA		567	210	27%	<b>777</b>
VENICE REGIONAL BAYFRONT HEALTH (PULMONARY)		637	134	17%	<b>771</b>
J AND G MEDICAL GROUP LLC		635	135	18%	<b>770</b>
TOTAL RENAL LABORATORIES INC DBA DAVITA LABS	1	653	115	15%	<b>769</b>
PEDIATRIC HEALTHCARE ALLIANCE PA		705	60	8%	<b>765</b>
WILLOWBROOKE COURT AT EDGEWATER POINTE ESTATES		755	9	1%	<b>764</b>
KENDALL HEALTHCARE PROPERTIES DBA	2	731	30	4%	<b>763</b>
ORANGE BLOSSOM FAMILY HEALTH		722	40	5%	<b>762</b>
BUFFALO CROSSING HEALTHCARE & REHABILITATION CTR		742	18	2%	<b>760</b>
ORLANDO HEALTH AND REHAB CENTER		710	45	6%	<b>755</b>
APLS SERVICES LLC D/B/A CLEAR DIAGNOSTICS	13	724	14	2%	<b>751</b>
NORTHEAST FLORIDA NEUROLOGY CLINICS, INC		637	113	15%	<b>750</b>
WELL HEALTH WORKS	3	681	61	8%	<b>745</b>
CHURCH OF SCIENTOLOGY FLAG SERVICE ORGANIZATION		729	15	2%	<b>744</b>
BOCA GRANDE HEALTH CLINIC		704	40	5%	<b>744</b>
ADVENT HEALTH LAB - ORLANDO		434	308	42%	<b>742</b>
SANTA ROSA MEDICAL GROUP		575	166	22%	<b>741</b>
MAIN STREET MEDICAL CENTER		212	529	71%	<b>741</b>
MOUNT SINAI LABORATORY		703	37	5%	<b>740</b>
LIFE CARE CENTER OF PENSACOLA		690	49	7%	<b>739</b>
PHYSICIANS STAT LAB INC		647	91	12%	<b>738</b>

# COVID-19: testing by laboratory

Data through Apr 28, 2021 verified as of Apr 29, 2021 at 09:25 AM

Data in this report are provisional and subject to change.

The numbers in the table below represent the number of Florida and non-Florida residents for whom test results were received by the Department of Health. A person can be tested by more than one laboratory and can have both positive and negative results. **Therefore, the sum of the numbers in each column will be larger than the total number of people tested.**

Reporting lab	Inconclusive	Negative	Positive	Percent positive	Total
Crestview Rehabilitation Center	5	594	129	18%	728
SEMINOLE NURSING PAVILION		714	8	1%	722
DISNEY COVID TEST SITE		703	17	2%	720
RAINBOW PEDIATRIC CENTER PA		671	46	6%	717
THE PRESERVE		705	10	1%	715
ARTHREX MEDICAL CENTER	1	561	149	21%	711
GRAND COURT TAMPA		702	4	1%	706
MANOR PINES CONVALESCENT CENTER LLC	1	681	23	3%	705
SUWANNEE HEALTH AND REHABILITATION CENTER		697	5	1%	702
RUSKIN HEALTH CENTER	1	449	252	36%	702
BALDWIN PEDIATRICS	1	670	31	4%	702
FORT MYERS INTERNAL MEDICINE, LLC		632	68	10%	700
JOHN KNOX VILLAGE HEALTH CENTER		670	29	4%	699
PALM GARDEN OF CLEARWATER		680	18	3%	698
GULF COAST MOLECULAR LABORATORIES	13	577	107	15%	697
EDEN SPRINGS NURSING AND REHAB CENTER		585	112	16%	697
VETERANS AFFAIRS MEDICAL CENTER	1	45	650	93%	696
WATSON THERAPEUTICS INC	1	659	36	5%	696
PREMIER MEDICAL LABORATORY SERVICES	2	468	225	32%	695
NCH HEALTHCARE SYSTEM MICROBIOLOGY LAB		2	692	100%	694
DIAMOND RIDGE HEALTH AND REHABILITATION		657	36	5%	693
LIFE CARE CENTER OF ORANGE PARK		660	32	5%	692
MANOR CARE HEALTH SERVICES - FT MYERS		665	26	4%	691
CHILDRENS CLINIC WEST FLORIDA PEDIATRICS		636	54	8%	690
NCH HEALTHCARE BONITA		540	144	21%	684
NATURE COAST MEDICAL GROUP		563	121	18%	684
DXTERITY DIAGNOSTICS	2	641	40	6%	683
LIFEBRITE	2	461	219	32%	682
MEDICAL FP - WHOLE FAMILY HEALTH CENTER		560	120	18%	680
HOLMES REGIONAL MEDICAL CENTER		11	665	98%	676
TREE HOUSE PEDIATRICS PLLC		606	68	10%	674
MINI ER ADULT AND PEDIATRIC URGENT CARE		574	98	15%	672
CARE ONE OF FLORIDA	1	490	180	27%	671
MEDONE URGENT CARE AT ST. AUGUSTINE		228	441	66%	669
ADVENT HEALTH - DELTONA ER		556	111	17%	667
CLIFFORD CHESTER SIMS STATE VETERANS		655	12	2%	667
VITAS HEALTHCARE CORP OF CENTRAL FL		638	25	4%	663
CLEWISTON NURSING AND REHABILITATION CENTER		649	14	2%	663
MAYFLOWER ASSISTED LIVING		655	7	1%	662
ST JOHN'S NURSING CENTER		637	24	4%	661
GOLDEN GLADES NURSING & REHABILITATION CTR		638	20	3%	658
POINT OF CARE TESTING SITE		630	26	4%	656
WILLOW BROOKE COURT AT INDIAN RIVER ESTATES		609	45	7%	654
BAPTIST PRIMARY CARE	2	532	120	18%	654
Signature HealthCare Center of Waterford		617	35	5%	652
MAVERICK LABS		461	190	29%	651
LIFE CARE CENTER OF HILLIARD		626	22	3%	648

# COVID-19: testing by laboratory

Data through Apr 28, 2021 verified as of Apr 29, 2021 at 09:25 AM

Data in this report are provisional and subject to change.

The numbers in the table below represent the number of Florida and non-Florida residents for whom test results were received by the Department of Health. A person can be tested by more than one laboratory and can have both positive and negative results. **Therefore, the sum of the numbers in each column will be larger than the total number of people tested.**

Reporting lab	Inconclusive	Negative	Positive	Percent positive	Total
SOUTHERN LABORATORY SERVICES OF NWF		609	38	6%	647
SIGNATURE HEALTHCARE OF BROOKWOOD GARDENS		635	11	2%	646
MID-FLORIDA PATHOLOGY		481	165	26%	646
OCALA FAMILY MEDICAL CENTER INC	2	561	82	13%	645
SHORE ACRES CARE CENTER		604	40	6%	644
HMA SANTA ROSA MEDICAL CENTER LLC DBA		521	123	19%	644
EMERALD SHORES HEALTH AND REHABILITATION		546	97	15%	643
HEARTLAND PEDIATRICS OF LAKE WALES		578	63	10%	641
NSPIRE HEALTHCARE MIAMI LAKES	8	617	15	2%	640
VALENCIA HILLS HEALTH AND REHABILITATION CENTER		624	15	2%	639
PALM GARDEN OF TAMPA		609	30	5%	639
QUOTIENT SCIENCES		616	22	3%	638
AMERICA'S PHARMACY LLC		559	77	12%	636
SAINTS 120 LLC	1	599	34	5%	634
VETERANS AFFAIRS MEDICAL CENTER - JAMES A HALEY			632	100%	632
SABAL PALMS HEALTH AND REHAB		577	54	9%	631
PHYSICIANS PRIMARY CARE LAB	1	552	77	12%	630
BALDOMERO LOPEZ STATE VETERANS NURSING HOME	2	618	6	1%	626
CONSULATE HEALTHCARE OF VERO BEACH	14	527	83	13%	624
CHILDRENS MEDICAL ASSOCIATION PA		554	69	11%	623
MICHAEL A MIDDLETON MD PA□		591	32	5%	623
SEBASTIAN RIVER MEDICAL CENTER	3	441	176	28%	620
FHMG FLORIDA HOSPITAL MEDICAL GROUP		574	44	7%	618
MANOR CARE NURSING CENTER OF SARASOTA FL LLC□		531	87	14%	618
Plantation Bay Rehabilitation Center		593	24	4%	617
NAPLES CHILDREN'S URGENT CARE		541	76	12%	617
QUALITOX LABORATORIES		429	188	30%	617
AFC URGENT CARE FAMILY CARE			616	100%	616
PEDIATRICS IN BREVARD PA		552	63	10%	615
FLORIDA HOSPITAL WAUCHULA		462	151	25%	613
HARBOUR HEALTH CENTER		593	18	3%	611
HOLY CROSS HOSPITAL		12	598	98%	610
EXPRESS URGENT CARE LLC		1	609	100%	610
CONTINENTAL CLINICAL RESEARCH, LLC		538	70	12%	608
VILLA MARIA NURSING & REHAB CENTER INC	1	587	17	3%	605
THERADOC		152	453	75%	605
PALM GARDEN OF ORLANDO		569	34	6%	603
PATIENTS FIRST - MAHAN DRIVE		164	436	73%	600
DASCENA, INC	3	537	60	10%	600
PALMETTO FAMILY HEALTHCARE	1	391	206	34%	598
PIONEER CLINICAL LAB LLC		489	108	18%	597
ADVENT HEALTH - WESTCHASE ER		515	82	14%	597
SOLARIS HEALTHCARE LAKE CITY		495	101	17%	596
WELL-BEING MEDICAL CENTER PLLC		538	57	10%	595
FLORIDA DEPARTMENT OF HEALTH IN CALHOUN COUNTY		456	138	23%	594
MANOR OAKS NURSING & REHAB CENTER	5	587	2	0%	594
BROOKDALE FORT MYERS CYPRESS LAKE		590	2	0%	592

# COVID-19: testing by laboratory

Data through Apr 28, 2021 verified as of Apr 29, 2021 at 09:25 AM

Data in this report are provisional and subject to change.

The numbers in the table below represent the number of Florida and non-Florida residents for whom test results were received by the Department of Health. A person can be tested by more than one laboratory and can have both positive and negative results. **Therefore, the sum of the numbers in each column will be larger than the total number of people tested.**

Reporting lab	Inconclusive	Negative	Positive	Percent positive	Total
FLORIDA HOSPITAL MEDICAL GROUP		348	243	41%	591
AFC URGENT CARE SEMINOLE	1		589	100%	590
UNIVERSITY OF TAMPA INC, THE		568	21	4%	589
INTERNAL MEDICINE & PEDIATRICS OF TAMPA BAY PA		511	78	13%	589
ADVENTHEALTH MEDICAL GROUP PROMPT CAR	1	435	153	26%	589
AFC URGENT CARE		172	415	71%	587
URGENT CARE EXPRESS LLC		235	352	60%	587
SHORELINE PHYSICIAN GROUP		364	223	38%	587
HEALTH CENTER AT BRENTWOOD	1	537	47	8%	585
HOPE HOSPICE AND COMMUNITY SERVICES INC	14	546	21	4%	581
FOUNTAIN MANOR HEALTH AND REHAB CENTER	1	558	20	3%	579
PALM GARDEN OF OCALA		478	99	17%	577
PRINCIPLE LABORATORY	8	552	16	3%	576
MEDICAL VB		451	121	21%	572
TENNESSEE DOH - NASHVILLE	2	504	66	12%	572
The Manor at Blue Water Bay		509	62	11%	571
PREMIER MEDICAL CENTER LLC	11	529	28	5%	568
AFC URGENT CARE TYRONE		4	564	99%	568
ECCOLAB GROUP	1	148	418	74%	567
NEW YORK HOSPITAL LABORATORIES	1	550	16	3%	567
PALM BEACH COUNTY FIREFIGHTERS HEALTH CLINIC, LLC		482	84	15%	566
EMED LABS, LLC	3	547	16	3%	566
DOH – INDIAN RIVER		471	91	16%	562
NEMOURS CHILDERN'S HOSPITAL		453	108	19%	561
ADVENT HEALTH - TIMBERRIDGE ER		478	83	15%	561
PALM GARDEN OF JACKSONVILLE□	2	475	80	14%	557
RICARDO NAVARRO DO PA		472	84	15%	556
ARCPPOINTS LABS		487	69	12%	556
ANCIENT CITY PEDIATRICS	1	531	24	4%	556
The Sands at South Beach		549	4	1%	553
VETERANS AFFAIRS MEDICAL CENTER - GAINESVILLE		3	550	99%	553
LAUDERDALE NURSING CENTER LLC	1	532	19	3%	552
WEST GABLES HEALTH CARE CENTER		540	11	2%	551
VETERANS AFFAIRS MEDICAL CENTER - BAY PINES		18	532	97%	550
FIRST CHOICE PEDIATRICS		435	114	21%	549
MEMORIAL PEMBROKE 24/7 CARE CENTER		421	126	23%	547
VITAE DIAGNOSTICS		534	13	2%	547
NCF DIAGNOSTICS & DNA TECHNOLOGIES	15	213	318	58%	546
THE PALACE AT HOMESTEAD	1	524	21	4%	546
CITRUS NURSING CENTER LLC		499	47	9%	546
ADDINGTON PLACE AT WELLINGTON GREEN		534	11	2%	545
COASTAL URGENT CARE		428	116	21%	544
BENTON PEDIATRICS INC		487	57	10%	544
DOCTORS CENTER,THE		432	111	20%	543
DBI HEALTH INC		527	16	3%	543
EXPERTUS LABORATORIES INC		448	94	17%	542
SUNSHINE URGENT CARE LLC		387	154	28%	541

# COVID-19: testing by laboratory

Data through Apr 28, 2021 verified as of Apr 29, 2021 at 09:25 AM

Data in this report are provisional and subject to change.

The numbers in the table below represent the number of Florida and non-Florida residents for whom test results were received by the Department of Health. A person can be tested by more than one laboratory and can have both positive and negative results. **Therefore, the sum of the numbers in each column will be larger than the total number of people tested.**

Reporting lab	Inconclusive	Negative	Positive	Percent positive	Total
HOSPICE OF THE FLORIDA SUNCOAST,THE		534	5	1%	539
RIVER GARDEN HEBREW HOME FOR THE AGED		482	56	10%	538
NORTH FLORIDA REHABILITATION & SPECIALTY CARE☐		529	9	2%	538
FLOMEDILAB		301	236	44%	537
NURSING PLUS OF BROWARD LLC	1	514	22	4%	537
FLORIDA HOSPITAL HEARTLAND MED CTR LAKE PLACID		419	116	22%	535
SANDBAY URGENT CARE		433	100	19%	533
CHAUTAUQUA REHABILITATION AND NURSING CENTER		521	11	2%	532
JACKSON MEMORIAL LONG TERM CARE CENTER		498	33	6%	531
JACKSON MEMORIAL PERDUE MEDICAL CENTER		501	29	5%	530
HERON POINTE HEALTH AND REHABILITATION	1	526	3	1%	530
MEDICAL CENTER CLINIC-IMMEDIATE CARE	1	423	104	20%	528
MED FAST URGENT CARE CENTER		260	268	51%	528
STEWART SEBASTIAN RIVER MEDICAL CENTER		470	57	11%	527
PORT SAINT LUCIE HOSPITAL		517	10	2%	527
LIFE CARE CENTER OF PALM BAY☐		499	28	5%	527
BROWARD PARTNERSHIP	6	512	8	2%	526
LIFE CARE CENTER OF WINTER HAVEN		506	20	4%	526
PALM GARDEN OF WINTER HAVEN	3	506	16	3%	525
Solaris Healthcare Daytona	2	474	48	9%	524
Palm Garden of Largo		520	4	1%	524
ORLANDO HEALTH CENTER FOR REHABILITATION		507	15	3%	522
PEDIATRIC ASSOCIATES OF Ocala PA		481	40	8%	521
Good Samaritan Society Kissimmee Village		454	66	13%	520
FLORIDA DEPARTMENT OF HEALTH CLAY COUNTY	1	420	99	19%	520
BAPTIST PRIMARY CARE, INC		488	31	6%	519
HILLCREST HEALTH CARE & REHABILITATION CENTER	3	501	15	3%	519
DIGNITY HEALING, LLC		499	19	4%	518
ENZO CLINICAL LABS INC	3	488	26	5%	517
CARENOW	2	285	229	44%	516
ST CLOUD REGIONAL MEDICAL CENTER CLINICAL LAB		394	122	24%	516
SUSANNA WESLEY HEALTH CENTER		479	37	7%	516
PLANT CITY PEDIATRICS	1	408	106	21%	515
MEDFAST URGENT CARE CENTERS		231	283	55%	514
SOLARIS HEALTHCARE OSCEOLA		488	25	5%	513
ORLANDO ORTHOPAEDIC OUTPATIENT SURGERY CENTER LLC		509	4	1%	513
MEMPHIS PATHOLOGY LABORATORY	5	484	24	5%	513
LITTLE PINE PEDIATRICS PLLC	3	448	61	12%	512
PEDIATRICS BY THE SEA		481	30	6%	511
PARKLANDS FACILITY INC	4	465	42	8%	511
MAGNOLIA FAMILY URGENT CARE		463	48	9%	511
ORLANDO VA MEDICAL CENTER		2	507	100%	509
NEW PLANT CITY FAMILY CARE	1	283	224	44%	508
PW WINDERMERE SUBTENANT LLC		504	3	1%	507
MANOR AT CARPENTERS		475	32	6%	507
GANDY CROSSING CARE CENTER	1	488	16	3%	505
FLO-MEDILAB SERVICES LLC		194	310	62%	504

# COVID-19: testing by laboratory

Data through Apr 28, 2021 verified as of Apr 29, 2021 at 09:25 AM

Data in this report are provisional and subject to change.

The numbers in the table below represent the number of Florida and non-Florida residents for whom test results were received by the Department of Health. A person can be tested by more than one laboratory and can have both positive and negative results. **Therefore, the sum of the numbers in each column will be larger than the total number of people tested.**

Reporting lab	Inconclusive	Negative	Positive	Percent positive	Total
THE VILLAGES REGIONAL HOSPITAL FREESTANDING		457	47	9%	504
EMERALD COAST PEDIATRICS & ADOL		439	65	13%	504
ASCEND CLINICAL	7	415	81	16%	503
Ocala Health and Rehabilitation Center		480	23	5%	503
UNIVERSITY OF CENTRAL FLORIDA HEALTH SERVICES		479	21	4%	500
ATLANTIC SHORES NURSING AND REHAB CENTER	1	487	11	2%	499
CLINICAL PATHOLOGY LABS		388	111	22%	499
STARKE FAMILY MEDICAL CENTER		406	93	19%	499
TRINITY REGIONAL REHAB CENTER		475	23	5%	498
NORTH FLORIDA RETIREMENT VILLAGE		494	4	1%	498
BROOKSVILLE HEALTHCARE CENTER LLC		485	13	3%	498
GOOD SAMARITAN CENTER		492	3	1%	495
MIDWAY SPECIALTY CARE CENTER	3	378	114	23%	495
WHITE-WILSON MEDICAL CENTER - NICEVILLE		445	50	10%	495
JAMES A HALEY VETERANS HOSPITAL			494	100%	494
MOOSEHAVEN HEALTH CENTER		451	43	9%	494
BONIFAY NURSING AND REHAB CENTER		462	31	6%	493
PHYSICIANS PRIMARY CARE OF SOUTHWEST FLORIDA	1	468	24	5%	493
KINDRED HOSPITAL	10	460	22	4%	492
Cypress Cove Care Center		391	100	20%	491
VITAS LUTHERAN TOWERS INPATIENT PROGRAM		426	65	13%	491
Quest Diag Unspecifd	1	326	163	33%	490
ASSOCIATESMD MEDICAL GROUP INC		418	72	15%	490
FAIRWAY OAKS CENTER LLC	6	478	6	1%	490
TIDEWELL HOSPICE INC	2	481	7	1%	490
PINES OF SARASOTA		480	9	2%	489
FLORIDA STATE HOSPITAL CLINICAL LABORATORY		485	3	1%	488
MINUTECLINIC LLC #3281		413	74	15%	487
CONSULATE HEALTH CARE OF BAYONET POINT	4	476	7	1%	487
NEW YORK PRESBYTERIAN - CUMC CLINICAL		468	19	4%	487
ENCOMPASS HEALTH REHABILITATION HOSPITAL OF SUNRISE	8	471	7	1%	486
MEDIPATH		57	428	88%	485
Life Care Center of Punta Gorda	1	467	15	3%	483
WILLISTON CARE CENTER		420	63	13%	483
Solaris HealthCare Windermere		449	33	7%	482
SOLARIS HEALTHCARE MERRITT ISLAND		424	58	12%	482
EPN URGENT CARE		83	398	83%	481
VITAS HEALTHCARE CORPORATION		476	5	1%	481
HARTS HARBOR HEALTH CARE CENTER		457	24	5%	481
LAKE BALDWIN		457	23	5%	480
Colonial Lakes Health Care		434	46	10%	480
Consulate Health Care of North Fort Myers		466	13	3%	479
MOBILE MEDICAL ASSOCIATES PL	17	408	52	11%	477
NAVAL HOSPITAL - JACKSONVILLE		137	340	71%	477
ADVENTHEALTH EXPRESS CARE AT WALGREENS 49TH STREET		405	71	15%	476
AMEERAH LABS, LLC	2	388	85	18%	475
INNOVATIVE GENOMICS, LLC	3	435	37	8%	475

# COVID-19: testing by laboratory

Data through Apr 28, 2021 verified as of Apr 29, 2021 at 09:25 AM

Data in this report are provisional and subject to change.

The numbers in the table below represent the number of Florida and non-Florida residents for whom test results were received by the Department of Health. A person can be tested by more than one laboratory and can have both positive and negative results. **Therefore, the sum of the numbers in each column will be larger than the total number of people tested.**

Reporting lab	Inconclusive	Negative	Positive	Percent positive	Total
LA MER NH LLC		467	8	2%	475
Parkview Rehabilitation Center at Winter Park		464	10	2%	474
MEDSCAN LABORATORY INC	1	256	217	46%	474
THE SPRINGS AT BOCA CIEGA BAY		461	11	2%	472
HEALTHY STEPS PEDIATRICS		421	51	11%	472
AMBULATORY SURGERY CENTER OF BOCA RATON LTD		467	4	1%	471
Q ANSWER LAB	1	410	59	13%	470
NTD_EUROFINS_AIMS		429	40	9%	469
Darcy Hall Of Life Care		456	13	3%	469
FLETCHER HEALTH AND REHABILITATION CENTER		465	3	1%	468
CLERMONT HEALTH AND REHABILITATION CENTER		436	32	7%	468
Santa Rosa Center for Rehabilitation and Healing		396	71	15%	467
ABBAY DELRAY		461	6	1%	467
BROOKDALE PALMER RANCH	1	407	57	12%	465
ELLENTON PEDIATRICS		445	19	4%	464
University Crossing		460	2	0%	462
OKEECHOBEE COUNTY HEALTH DEPT	1	336	125	27%	462
UNIVERSITY OF TAMPA STUDENT HEALTH AND SHC CLINICAL LABORATORY		294	168	36%	462
TUSKAWILLA NURSING AND REHAB CENTER	2	452	7	2%	461
AZALEA TRACE PHYSICIAN SERVICES		454	7	2%	461
THE PALACE MANAGEMENT - THE PALACE AT CORAL GABLES		458	3	1%	461
SOLARIS HEALTHCARE BAYONET POINT		439	19	4%	458
Manatee Springs Rehabilitation and Nursing Center		436	20	4%	456
FAMILY CARE PARTNERS OF NORTHEAST FLORIDA LLC		377	78	17%	455
CLARIDGE HOUSE NURSING CENTER		437	18	4%	455
PENSACOLA PEDIATRICS MILTON		396	58	13%	454
BODYK		444	10	2%	454
PARTICLE THEORY LABS		428	25	6%	453
LORI MCAULIFFE MD PA		407	45	10%	452
FAMILY EXPRESS URGENT CARE		5	447	99%	452
PRO HEALTH		202	248	55%	450
BHA TITUSVILLE CLINIC		415	34	8%	449
Heartland Healthcare of Ft. Myers	1	444	3	1%	448
SMA SPECIALTY MEDICAL LAB		120	327	73%	447
VILLAGE DOCTORS OF KEYSTONE		353	94	21%	447
ORCHARD PARK HEALTH & REHABILITATION		441	6	1%	447
MANOR CARE OF BOYNTON BEACH LLC		423	24	5%	447
DIAMOND RIDGE HEALTH AND REHABILITATION CENTER		424	22	5%	446
HEALTHWORKS MED GROUP OF FLORIDA PA	3	432	9	2%	444
ST ANDREWS BAY SKILLED NURSING &		383	61	14%	444
ROLLINS COLLEGE WELLNESS CENTER		130	313	71%	443
EMERITUS AT NAPLES	2	439	1	0%	442
ST PETERSBURG PEDIATRICS-SEMINOLE BLVD		368	73	17%	441
INDIAN RIVER CTR, LLC		389	52	12%	441
AYERS HEALTH & REHABILITATION CENTER		433	7	2%	440
ST PETERSBURG PEDIATRICS-PARK BLVD		398	42	10%	440
HOLISTIX TREATMENT CENTERS		429	10	2%	439

# COVID-19: testing by laboratory

Data through Apr 28, 2021 verified as of Apr 29, 2021 at 09:25 AM

Data in this report are provisional and subject to change.

The numbers in the table below represent the number of Florida and non-Florida residents for whom test results were received by the Department of Health. A person can be tested by more than one laboratory and can have both positive and negative results. **Therefore, the sum of the numbers in each column will be larger than the total number of people tested.**

Reporting lab	Inconclusive	Negative	Positive	Percent positive	Total
PALM GARDEN OF WEST PALM BEACH☐	4	420	15	3%	439
TREASURE COAST COMMUNITY HEALTH	3	362	74	17%	439
SEASIDE HEALTH AND REHABILITATION CENTER		379	59	13%	438
BROOKDALE LAKE TAVARES		431	7	2%	438
SAMANTHA WILSON CARE CENTER	4	422	11	3%	437
BLOUNTSTOWN REHABILITATION CENTER LLC		328	108	25%	436
ABBOTT DIAGNOSTICS		409	27	6%	436
Bardmoor Oaks Healthcare and Rehabilitation Center		422	14	3%	436
Bayside Care Center	1	414	20	5%	435
WATERMARK LAKE POINTE WOODS LLC		417	18	4%	435
APP-UNIPATH, LLC	2	416	15	3%	433
MANORCARE HEALTH SERVICES - VENICE		377	56	13%	433
ONESTOP MEDICAL AND URGENT CARE LLC		381	52	12%	433
LIFE HOPE LABS, LLC		421	11	3%	432
FLORIDA DEPT OF HEALTH IN BREVARD COUNTY	3	364	63	15%	430
AVECINA MEDICAL JULINGTON	1	240	189	44%	430
AVANTE AT OCALA INC	4	394	31	7%	429
Destin Healthcare and Rehabiliation Center	1	387	40	9%	428
DIAGNOSTIC & CLINICAL CARE SERVICES INC DBA		341	85	20%	426
MARION AND BERNARD L SAMSON NURSING CENTER		422	4	1%	426
FLORIDA DEPARTMENT OF HEALTH IN LIBERTY COUNTY	3	324	97	23%	424
HARDEE COUNTY HEALTH DEPARTMENT		344	79	19%	423
ORCHARD RIDGE CARE AND REHABILITATION CENTER		402	19	5%	421
LEHIGH REGIONAL MEDICAL CENTER LAB	2	372	47	11%	421
GARCIA CLINICAL LABORATORY		28	392	93%	420
BOULEVARD REHABILITATION CENTER		404	16	4%	420
GEORGIA PUBLIC HEALTH LABORATORY		389	29	7%	418
FLORIDA HEART & VASCULAR MULTISPECIALTY GROUP PA		316	102	24%	418
WIMAUMA COMMUNITY HEALTH CENTER		351	67	16%	418
PALMS OF SEBRING		381	37	9%	418
PruittHealth Panama City	1	353	64	15%	418
PEDIATRIC HEALTH CARE ALLIANCE, PA		375	42	10%	417
WALGREENS 3173		378	37	9%	415
HEALTH PARK CARE CENTER		407	7	2%	414
METROPOLITAN HOSPITAL CENTER		407	7	2%	414
FLORIDA DEPARTMENT OF HEALTH		361	53	13%	414
MINUTECLINIC LLC #3671		368	45	11%	413
Timberridge Center for Rehabilitation and Healing		378	35	8%	413
Life Care Center of Ocala		342	70	17%	412
RENAISSANCE AT THE TERRACES		406	6	1%	412
NATIONS BEST FAMILY HEALTH CARE		231	181	44%	412
SABAL DIRECT PRIMARY CARE, PA		333	78	19%	411
PALM BEACH PEDIATRICS PA	2	354	55	13%	411
LIFE CARE PONTE VEDRA INC		399	12	3%	411
HEALTH CENTRAL PARK		343	67	16%	410
SUNLAND MARIANNA COX MEDICAL CENTER		366	43	11%	409
DEPT OF VA MEDICAL CENTER - MIAMI	1	388	20	5%	409

# COVID-19: testing by laboratory

Data through Apr 28, 2021 verified as of Apr 29, 2021 at 09:25 AM

Data in this report are provisional and subject to change.

The numbers in the table below represent the number of Florida and non-Florida residents for whom test results were received by the Department of Health. A person can be tested by more than one laboratory and can have both positive and negative results. **Therefore, the sum of the numbers in each column will be larger than the total number of people tested.**

Reporting lab	Inconclusive	Negative	Positive	Percent positive	Total
HCSO OCCUPATIONAL HEALTH AND WELLNESS CENTER		329	79	19%	408
TAMARAC REHABILITATION & HEALTH CENTER		402	6	1%	408
SUN COUNTRY PEDIATRICS PLLC	9	361	37	9%	407
TIDE LABORATORIES		362	45	11%	407
BRIDGEWATER PARK HEALTH AND REHAB		374	32	8%	406
Solaris Healthcare Lake Bennet		368	38	9%	406
TRI-COUNTY NURSING AND REHABILITATION CENTER INC		389	15	4%	404
BAY VILLAGE OF SARASOTA INC		401	3	1%	404
PENSACOLA PEDIATRICS, PA		385	17	4%	402
ELMCROFT PINECREST	1	373	27	7%	401
UR MEDICINE LABS- CENTRAL LABORATORY		375	26	6%	401
BAPTIST PRIMARY CARE INC	1	372	27	7%	400
Bay Breeze Senior Living and Rehabilitation Center		347	53	13%	400
RITECARE MEDICAL CENTER		309	90	23%	399
MEDFAST URGENT CARE CENTER		167	231	58%	398
BAYSHORE DIAGNOSTICS		352	46	12%	398
HARDEE MANOR HEALTH CARE CENTER	1	393	4	1%	398
ADVENTHEALTH EXPRESS CARE AT		326	72	18%	398
SPECIALTY HEALTH AND REHABILITATION CENTER		369	25	6%	394
MINI ER AND URGENT CARE		289	105	27%	394
HENDRY REGIONAL MEDICAL CENTER		115	278	71%	393
Coastal Health and Rehabilitation Center		380	12	3%	392
CHEEK AND SCOTT DRUGS INC		324	68	17%	392
OCEAN VIEW NURSING AND REHAB CENTER		369	22	6%	391
EXCEL PEDIATRICS		332	58	15%	390
BARBER		13	376	97%	389
ROSEWOOD HEALTH AND REHABILITATION CENTER		363	26	7%	389
Vi at Lakeside Village Skilled Nursing		374	15	4%	389
MADISON FACILITY INC		381	7	2%	388
Stacey Health Care Centers Inc. dba Riverside Care Center		356	30	8%	386
SEA BREEZE REHAB AND NURSING CENTER		376	9	2%	385
BAPTIST HEALTH URGENT CARE AT PLANTATION		319	66	17%	385
AVANTE AT MT DORA		376	8	2%	384
CORAL TRACE HEALTH CARE	2	376	5	1%	383
BOCA BIOLISTICS REFERENCE LABORATORY	3	253	126	33%	382
SERENADES IN THE VILLAGES		329	53	14%	382
BROOKDALE PADDOCK HILLS	2	378	2	1%	382
BARTON HEALTH ALLIANCE	3	334	45	12%	382
SIGNATURE HEALTHCARE OF NORTH FLORIDA		377	4	1%	381
MY HEALTHY BLUEPRINT BY BAPTIST HEALTH CARE		318	63	17%	381
VILLAGE DOCTORS FAMILY MEDICAL CENTER OF		312	68	18%	380
Life Care Center at Inverrary		369	10	3%	379
ACCESS MEDICAL CENTER	1	344	33	9%	378
NAIA		377	1	0%	378
ST CATHERINE'S WEST REHABILITATION HOSPITAL		364	13	3%	377
LASER & SURGERY CENTER OF THE PALM BEACHES		375	2	1%	377
24/7 PEDIATRIC CARE CENTERS INC		356	21	6%	377

# COVID-19: testing by laboratory

Data through Apr 28, 2021 verified as of Apr 29, 2021 at 09:25 AM

Data in this report are provisional and subject to change.

The numbers in the table below represent the number of Florida and non-Florida residents for whom test results were received by the Department of Health. A person can be tested by more than one laboratory and can have both positive and negative results. **Therefore, the sum of the numbers in each column will be larger than the total number of people tested.**

Reporting lab	Inconclusive	Negative	Positive	Percent positive	Total
solaris Healthcare Parkway	2	355	19	5%	376
JACKSONVILLE KIDS PEDIATRICS, PLLC		341	35	9%	376
BAYA PHARMACY WEST		8	368	98%	376
VETERANS AFFAIRS MEDICAL CENTER - LAKE CITY		52	323	86%	375
FAIR HAVENS CENTER, OPCO		368	7	2%	375
ARCPPOINT LABS OF SARASOTA MANATEE		292	83	22%	375
Solaris Healthcare Coconut Creek		366	7	2%	373
SPRINGTREE REHAB & HEALTH CARE CENTER		349	24	6%	373
LUIS A GHIGLINO MD PA		362	11	3%	373
COLOR GENOMICS, INC.	4	361	6	2%	371
URGENT CARE BETHESDA	1	318	52	14%	371
MACDILL AIR FORCE BASE		330	41	11%	371
BAPTIST HEALTH SOUTH FLORIDA - WEST BOCA URGENT CARE		307	64	17%	371
INFORM DIAGNOSTICS		361	9	2%	370
ADVENT HEALTH - TAMPA		148	221	60%	369
KISSIMMEE FACILITY OPERATIONS LLC		345	24	7%	369
BEAR CREEK NURSING CENTER		364	5	1%	369
EPWORTH VILLAGE RETIREMENT COMMUNITY		363	6	2%	369
Solaris HealthCare Imperial		360	8	2%	368
FL HUD DESTIN, LLC D/B/A GRAND BOULEVARD HEALTH		329	39	11%	368
TRENTON MEDICAL CENTER INC DBA PALMS MEDICAL GROUP	4	270	93	25%	367
SANFORD LABORATORIES		333	33	9%	366
ADVANCED AMBULATORY SURGERY CENTER		353	13	4%	366
BAYFRONT MEDICAL		325	41	11%	366
Palmetto Subacute Care Center		355	11	3%	366
HOLIDAY CVS LLC DBA CVS/PHARMACY #0440		347	16	4%	363
ELMHURST HOSPITAL CENTER	1	331	31	9%	363
HAINES CITY REHABILITATION AND NURSING CENTER		338	24	7%	362
ESTERO ISLAND MEDICAL CENTER		287	75	21%	362
LAKE EUSTIS HEALTH AND REHABILITATION CENTER		354	8	2%	362
MANOR CARE OF NAPLES FL LLC		353	4	1%	357
COMMUNITY HEALTH AND REHABILITATION CENTER		294	63	18%	357
AVANTE AT LEESBURG INC		352	5	1%	357
Marshall Health and Rehabilitation Center		307	49	14%	356
TAVARES PEDIATRICS		300	55	15%	355
PEACHTREE IMMEDIATE CARE		292	63	18%	355
The Care Center at Pinellas Park	1	341	12	3%	354
RIVERS FAMILY MEDICINE PA		267	87	25%	354
ARGO SENIOR LIVING AT HAVERHILL		332	21	6%	353
VILLAGE AT VIENNA SQUARE,THE	6	329	17	5%	352
FAMILY CARE PARTNERS OF NE FLORIDA LLC		278	74	21%	352
MY CLINICAL LAB		223	129	37%	352
CORAL BAY HEALTHCARE AND REHABILITATION	1	338	12	3%	351
FOUNTAIN INN NURSING & REHABILITATION CTR, INC		345	6	2%	351
HOLLEY NAVARRE MEDICAL CLINIC		269	80	23%	349
AVON PARK PEDIATRICS INC	3	307	38	11%	348
JACKSONVILLE VA UNIVERSITY OPC	4	333	9	3%	346

# COVID-19: testing by laboratory

Data through Apr 28, 2021 verified as of Apr 29, 2021 at 09:25 AM

Data in this report are provisional and subject to change.

The numbers in the table below represent the number of Florida and non-Florida residents for whom test results were received by the Department of Health. A person can be tested by more than one laboratory and can have both positive and negative results. **Therefore, the sum of the numbers in each column will be larger than the total number of people tested.**

Reporting lab	Inconclusive	Negative	Positive	Percent positive	Total
SELECT REFERENCE LABORATORIES, LLC	1	333	12	3%	346
VILLAGE PLACE NH LLC		314	32	9%	346
LIFE BRITE	1	328	17	5%	346
HEALTH DESIGNS		332	14	4%	346
SOUTHWEST ORLANDO FAMILY MEDICINE, PL		286	59	17%	345
ST JOSEPH'S HOSPITAL LABORATORY		1	344	100%	345
The Grove Health and Rehabilitation		321	24	7%	345
USAFSAM/PHE		175	170	49%	345
FLORIDA HEALTH CARE PLANS			344	100%	344
ADVENT HEALTH CENTRA CARE - PALM COAST		80	262	77%	342
GENETIC TECHNOLOGICAL INNOVATIONS, LLC		329	13	4%	342
REGENTS PARK OF BOCA RATON		336	5	1%	341
PALMS REHABILITATION AND HEALTHCARE CENTER		302	38	11%	340
SUNCOAST URGENT CARE		256	84	25%	340
Concordia Village of Tampa AL		335	5	1%	340
CRONOS CLINICAL LABORATORY	22	227	91	27%	340
FRICKS PHARMACY		276	63	19%	339
Surrey Place Healthcare and Rehabilitation		337	2	1%	339
DEPARTMENT OF HEALTH BUREAU OF FAMILY		330	8	2%	338
JACKSON PLAZA NURSING & REHAB CENTER	6	323	9	3%	338
KEY WEST HEALTH AND REHAB	1	329	8	2%	338
Avante at St Cloud, Inc.		327	11	3%	338
AVENTURA REHAB AND NURSING CENTER		321	17	5%	338
MEDICAL CENTER AT OCEAN REEF,THE		321	17	5%	338
MACCLENNY NURSING AND REHAB		319	18	5%	337
POMPANO REHABILITATION AND NURSING CTR		331	5	1%	336
KENNEDY PAIN CLINIC GROUP LLC		301	34	10%	335
MIAMI CEREBRAL PALSY RESIDENTIAL		334	1	0%	335
PHYSICIANS REGIONAL WALK-IN		196	138	41%	334
LabCorp (Non-Interfaced)	2	129	203	61%	334
COLLIER COUNTY JAIL		331	2	1%	333
RULEME CENTER	2	301	30	9%	333
FLORIDA KEYS PEDIATRICS & ADOLESCENT CENTER		315	18	5%	333
GOOD SAMARITAN SOCIETY-DAYTONA		312	21	6%	333
NORTH PINELLAS STATMED QUICK QUALITY CLINICS		236	97	29%	333
NAPHCARE, INC AT MANATEE COUNTY JAIL		306	26	8%	332
HOSPICE OF LAKE & SUMTER INC	1	323	8	2%	332
CITY OF PORT SAINT LUCIE		307	24	7%	331
DELTONA HEALTH CARE		307	24	7%	331
LODGE HEALTH AND REHABILITATION CENTER, THE		298	33	10%	331
MANORCARE AT LELY PALMS		323	7	2%	330
ST LUCIE EMPLOYEE HEALTH & WELLNESS CENTER		319	11	3%	330
ROSEN MEDICAL CENTER		287	43	13%	330
Life Care Center at Wells Crossing		309	21	6%	330
ST JUDE CHILDREN'S RESEARCH HOSPITAL		314	15	5%	329
AMERICAN FINNISH NURSING HOME	2	319	8	2%	329
Avante at Inverness		325	3	1%	328

# COVID-19: testing by laboratory

Data through Apr 28, 2021 verified as of Apr 29, 2021 at 09:25 AM

Data in this report are provisional and subject to change.

The numbers in the table below represent the number of Florida and non-Florida residents for whom test results were received by the Department of Health. A person can be tested by more than one laboratory and can have both positive and negative results. **Therefore, the sum of the numbers in each column will be larger than the total number of people tested.**

Reporting lab	Inconclusive	Negative	Positive	Percent positive	Total
WESTCHESTER GARDENS LIMITED PARTNERSHIP		319	9	3%	328
REHABILITATION CENTER OF LAKE CITY, THE		298	29	9%	327
SILVER CREEK SENIOR LIVING COMMUNITY		321	5	2%	326
ST JAMES HEALTH AND REHABILITATION CENTER		238	87	27%	325
EDGEWATER AT WATERMAN VILLAGE,THE		309	16	5%	325
EAST RIDGE RETIREMENT VILLAGE		322	3	1%	325
PIONEER CLINICAL LAB, LLC		212	113	35%	325
SIGNATURE HEALTHCARE AT THE COURTYARD		277	47	15%	324
DAYTONA BEACH HEALTH AND REHAB CENTER		320	2	1%	322
LUTHERAN HAVEN		313	9	3%	322
HOLISTIC PEDIATRICS GROUP LLC		299	23	7%	322
ENCOMPASS HEALTH REHABILITATION OF SEA PINES		320	1	0%	321
CRYSTAL RIVER HEALTH & REHAB		318	3	1%	321
WILLISTON PEDIATRICS PA	1	280	39	12%	320
TALLAHASSEE NHHI LLC	1	292	27	8%	320
Life Care Center of Sarasota		307	13	4%	320
West Melbourne Health and Rehabilitation Center		319	1	0%	320
HEATHER HILL HEALTHCARE CENTER		273	47	15%	320
Avante at Orlando	1	312	6	2%	319
PruittHealth Santa Rosa		225	94	29%	319
BIOCEPT		297	22	7%	319
ACCURATE DIAGNOSTIC LABS, INC		300	18	6%	318
AVELLINO LAB USA, INC	1	304	13	4%	318
PEDIATRICS IN BREVARD PA- ROCKLEDGE		271	45	14%	316
AFTER HOURS PEDIATRICS INC	1	1	314	99%	316
MEDEXPRESS LUTZ		3	313	99%	316
CROSS POINTE CARE CENTER	2	307	6	2%	315
HUNT CLUB PEDIATRIC ASSOCIATES, P.A.		270	45	14%	315
BAY COUNTY SHERIFFS OFFICE JAIL FACILITY		262	53	17%	315
HOMESTEAD MANOR	2	270	41	13%	313
GENESIS MEDICAL LABORATORY MIAMI FL.		83	230	73%	313
CENTERSTONE OF FLORIDA☐		286	26	8%	312
STATMED QUICK QUALITY CLINIC AT NORTH PINELLAS		66	246	79%	312
TIERRA PINES CENTER		299	13	4%	312
OSPREY LODGE		250	59	19%	309
APOLLO HEALTH & REHABILITATION		302	7	2%	309
RAPID RELIABLE TESTING NY LLC		296	12	4%	308
CONCIMED LLC		275	32	10%	307
LAKELAND REGIONAL HEALTH SYSTEMS INC		39	266	87%	305
SILVERCREST HEALTH AND REHABILITATION CENTER	3	293	8	3%	304
CLARE BRIDGE ORMOND BEACH	1	303			304
WHITE WILSON MEDICAL IMMEDIATE CARE NICEVILLE		77	226	75%	303
PERSONALIZED GENETIC TESTING	3	200	100	33%	303
FIRST CHOICE PEDIATRICS INC		267	36	12%	303
ARDEN COURTS OF TAMPA☐	2	294	6	2%	302
SARAPATH DIAGNOSTICS		172	130	43%	302
LAKE PARK OF MADISON		291	11	4%	302

# COVID-19: testing by laboratory

Data through Apr 28, 2021 verified as of Apr 29, 2021 at 09:25 AM

Data in this report are provisional and subject to change.

The numbers in the table below represent the number of Florida and non-Florida residents for whom test results were received by the Department of Health. A person can be tested by more than one laboratory and can have both positive and negative results. **Therefore, the sum of the numbers in each column will be larger than the total number of people tested.**

Reporting lab	Inconclusive	Negative	Positive	Percent positive	Total
GULF COAST MEDICAL CENTER		294	6	2%	300
220 GOLDEN, LLC	1	283	16	5%	300
ARCPPOINT LABS OF ST PETERSBURG		209	91	30%	300
CONSULATE HEALTH CARE OF SAFETY HARBOR		293	7	2%	300
PORT CHARLOTTE HMA		266	34	11%	300
SUNRISE DIAGNOSTIC LABORATORY		246	53	18%	299
Chatsworth at PGA National, LLC		285	14	5%	299
HAVEN OF OUR LADY OF PEACE INC		290	8	3%	298
BUENA VISTA URGENT CARE		264	34	11%	298
PONTE VEDRA GARDENS		297	1	0%	298
ELLENTON PEDIATRICS PA		280	18	6%	298
RIVERWOOD HEALTH NH LLC		258	39	13%	297
Sunset Point Center		291	6	2%	297
CYPRESS COVE		290	6	2%	296
DE LUNA HEALTH AND REHABILITATION CENTER		273	23	8%	296
BROOKDALE DESTIN		284	12	4%	296
HIGHLANDS URGENT CARE			295	100%	295
BAYA POINTE NURSING AND REHABILITATION		212	83	28%	295
LONGWOOD FAMILY PRACTICE		226	69	23%	295
ALLIANCE PEDIATRICS PA		288	7	2%	295
FLORIDA ATLANTIC UNIVERSITY STUDENT HEALTH		243	51	17%	294
DAVITA LABS	4	289			293
NORTHWEST MEDICAL CENTER CLINICAL LABORATORY		175	118	40%	293
USA HEALTH UNIVERSITY HOSPITAL CLINICAL LABORATORY	1	282	10	3%	293
renaissance health and rehabilitation center		266	26	9%	292
CONEY ISLAND HOSPITAL	1	280	11	4%	292
BIOIQ		243	48	16%	291
JUPITER MEDICAL CENTER URGENT CARE - STUART		223	68	23%	291
WESTWOOD HEALTHCARE SNF		243	46	16%	289
PALM GARDEN OF GAINESVILLE	2	285	2	1%	289
Rehabilitation Center for Park Place LLC		278	11	4%	289
STERLING HOUSE OF DELAND		288	1	0%	289
AUBURN UNIVERSITY MEDICAL CLINIC		227	62	21%	289
DOCTORS MEMORIAL HOSPITAL		158	131	45%	289
AMERICAN HEALTH ASSOCIATES INC	1	270	18	6%	289
ST VINCENT'S AMBULATORY CARE INC DBA	2	248	38	13%	288
LAKESIDE NEUROLOGIC		275	13	5%	288
Solaris Senior Living North Naples ALF		279	9	3%	288
Terrace Health and Rehab		284	4	1%	288
AMERICAN RESEARCH LABS		249	38	13%	287
ARBOR FACILITY INC		283	4	1%	287
MIDWAY PRIMARY CARE, LLC	11	180	96	33%	287
W FRANK WELLS NURSING HOME		258	29	10%	287
QUICK CARE MED LLC	1	226	59	21%	286
CHIPOLA HEALTH AND REHAB		268	18	6%	286
HEARTLAND PEDIATRICS OF LAKE PLACID PA	1	249	35	12%	285
PALMS FACILITY INC		269	16	6%	285

# COVID-19: testing by laboratory

Data through Apr 28, 2021 verified as of Apr 29, 2021 at 09:25 AM

Data in this report are provisional and subject to change.

The numbers in the table below represent the number of Florida and non-Florida residents for whom test results were received by the Department of Health. A person can be tested by more than one laboratory and can have both positive and negative results. **Therefore, the sum of the numbers in each column will be larger than the total number of people tested.**

Reporting lab	Inconclusive	Negative	Positive	Percent positive	Total
JACKSONVILLE UNIVERSITY	1	269	15	5%	285
PROTEUS MOLECULAR AND CLINICAL LAB	1	172	112	39%	285
AMERICAN ESOTERIC LAB-BIRMINGHAM		281	4	1%	285
AURORA DIAGNOSTICS BERNHARDT LABORATORIES PATHOLOGY SERVICE		190	93	33%	283
CHIPOLA MEDICAL ASSOCIATES, LLC		207	76	27%	283
DAVID SCOTT MADWAR MD PA□		254	29	10%	283
SANDY PINES	2	237	43	15%	282
PAVILION FOR HEALTHCARE, THE		279	3	1%	282
PROFESSIONAL URGENT CARE SERVICES		230	51	18%	281
VETERANS AFFAIRS MEDICAL CENTER - MIAMI		2	278	99%	280
HARBOURWOOD	1	272	7	3%	280
SIGNATURE HEALTHCARE OF ORANGE PARK		275	4	1%	279
JUPITER MEDICAL CENTER URGENT CENTER		231	48	17%	279
AMELIA MEDICAL CARE		121	158	57%	279
BRENTWOOD RETIREMENT COMMUNITY	5	240	34	12%	279
BROWARD NURSING & REHABILITATION CTR	8	256	14	5%	278
MEDICATION ROOMS-CSU/CI NURSE STATION	1	264	13	5%	278
COLLIER PHARMACY		224	54	19%	278
FARAH MEDICAL		263	15	5%	278
WALGREENS 10670		240	37	13%	277
Crossbreeze care center	1	274	2	1%	277
PRUITT HEALTH-SANTA ROSA		275	2	1%	277
WASHINGTON REHAB AND NURSING		267	10	4%	277
LEESBURG PEDIATRICS		240	36	13%	276
VILLAGES REGIONAL HOSPITAL SURGERY CENTER LLC, THE		218	58	21%	276
LAKE VIEW CARE CENTER AT DELRAY		270	6	2%	276
D PEDIATRICS		252	23	8%	275
Chatham Glen Healthcare and Rehabilitation Center		266	9	3%	275
Glades West Rehabilitation and Nursing Center		266	8	3%	274
NASSAU COUNTY JAIL		229	45	16%	274
BOND CLINIC, PA		202	71	26%	273
FIRST CHOICE PRIMARY CARE		216	56	21%	272
Premier Place at The Glenview		261	9	3%	270
PBC FIREFIGHTER BENEFIT FUND WELLNESS CENTER		225	45	17%	270
LEHIGH VALLEY GENOMICS		45	225	83%	270
FAMILY MEDICAL CARE OF PALM BEACH		190	80	30%	270
MILLENNIUM PHYSICIAN GROUP LLC		235	34	13%	269
DOS OF NORTH SHORES NURSING & REHAB CENTER		269			269
ADVENT HEALTH CARE CENTER	9	246	14	5%	269
ADVENT HEALTH CENTRA CARE - ORMOND BEACH		113	155	58%	268
SHC College Park		266	2	1%	268
ATLANTIC URGENT CARE		186	82	31%	268
SURREY PLACE CARE CENTER		260	7	3%	267
ST MARK VILLAGE	1	261	5	2%	267
FORT MYERS REHABILITATION AND NURSING CENTER		240	26	10%	266
Jacaranda Manor		263	2	1%	265
SERANADES BY SONATA WEST ORANGE		236	29	11%	265

# COVID-19: testing by laboratory

Data through Apr 28, 2021 verified as of Apr 29, 2021 at 09:25 AM

Data in this report are provisional and subject to change.

The numbers in the table below represent the number of Florida and non-Florida residents for whom test results were received by the Department of Health. A person can be tested by more than one laboratory and can have both positive and negative results. **Therefore, the sum of the numbers in each column will be larger than the total number of people tested.**

Reporting lab	Inconclusive	Negative	Positive	Percent positive	Total
Cross Gardens Care Center		264	1	0%	265
HOSPICE OF ST FRANCIS INC□		258	7	3%	265
THE PLAYERS CHAMPIONSHIP		265			265
NADAL PEDIATRICS		217	47	18%	264
STAR CARE		218	46	17%	264
LAKEVIEW INTERNAL MEDICINE		198	64	24%	262
VI AT BENTLEY VILLAGE HOME CARE		260	1	0%	261
NORTH FLORIDA PEDIATRICS - MARIANNA		221	40	15%	261
IMA MEDICAL GROUP		183	77	30%	260
PATHWAY PHARMACY		216	44	17%	260
BRADEN RIVER REHABILITATION CENTER LLC		258	2	1%	260
CLIFFORD CHESTER SIMS VA NURSING HOME		251	9	3%	260
CONSULATE HEALTHCARE OF KISSIMMEE		247	12	5%	259
AZALEA TRACE		245	13	5%	258
MIAMI JEWISH HEALTH SYSTEMS, INC	4	244	10	4%	258
TERRACES OF LAKE WORTH CARE CENTER□		246	12	5%	258
ADVENT HEALTH - ORLANDO		195	63	24%	258
FLORIDA WOMAN CARE LABORATORY LLC		232	26	10%	258
BAYVIEW CENTER		251	6	2%	257
MARTIN MEMORIAL MEDICAL CENTER LAB		128	129	50%	257
Sunnyside Nursing Home		254	3	1%	257
AVANTE AT ORMOND BEACH INC		248	8	3%	256
SEAVIEW NURSING AND REHABILITATION CENTER		246	10	4%	256
MARTIN ACQUISITION 1 LLC DBA		241	14	5%	255
FELLOWSHIP HOME AT THE FAIRWAY LLC		247	7	3%	254
TRUE NORTH HEALTH NAVIGATION LLC DBA DISPATCHHEALTH	1	209	44	17%	254
KR at Hillsborough Lakes/Lutz Healthcare		243	10	4%	253
SHELL POINT VILLAGE MEDICAL CENTER		246	7	3%	253
EVENT MED SERVICES LABORATORY		248	5	2%	253
HOMESTEAD VILLAGE		241	11	4%	252
VETERANS AFFAIRS ORLANDO VA MEDICAL CENTER			252	100%	252
DISCOVERY VILLAGE AT NAPLES		235	17	7%	252
STUART - FAIRGROUNDS		219	32	13%	251
BUREAU OF CLINICAL LABORATORIES		209	42	17%	251
FLORIDA CLINICAL LABORATORY-BIOREFERENCE LABORATORIES		99	152	61%	251
BARTRAM CROSSING		250			250
Consulate Health Care of St. Petersburg		242	7	3%	249
UCC - WELLINGTON		3	246	99%	249
CCS - JOSEPH V CONTE		247	2	1%	249
CARRINGTON PLACE OF ST PETE LLC		242	6	2%	248
LAKESIDE HEALTH CENTER		246	2	1%	248
HCTB INC		202	46	19%	248
CAREATC CITY OF TAMPA	11	202	35	14%	248
OAKBROOK HEALTH AND REHABILITATION CENTER	1	233	14	6%	248
ADVENTHEALTH EXPRESS CARE AT WESLEY CH		218	29	12%	247
Orchid Cove at Sarasota		245	1	0%	246
Heritage Healthcare at Tallahassee		239	7	3%	246

# COVID-19: testing by laboratory

Data through Apr 28, 2021 verified as of Apr 29, 2021 at 09:25 AM

Data in this report are provisional and subject to change.

The numbers in the table below represent the number of Florida and non-Florida residents for whom test results were received by the Department of Health. A person can be tested by more than one laboratory and can have both positive and negative results. **Therefore, the sum of the numbers in each column will be larger than the total number of people tested.**

Reporting lab	Inconclusive	Negative	Positive	Percent positive	Total
AVECINA MOBILE		121	125	51%	246
ST ANTHONYS REHABILITATION HOSPITAL	9	234	2	1%	245
EDGEWOOD NURSING CENTER		235	10	4%	245
ROSEWOOD HEALTHCARE & REHABILITATION CENTER		239	6	2%	245
ST AUGUSTINE HEALTH & REHAB CENTER		244	1	0%	245
CARENOW LAKE MARY		45	199	82%	244
MALABAR/ADVENT CENTRA CARE		48	196	80%	244
SPRINGS AT LAKE POINTE WOODS		242	2	1%	244
REGENTS PARK AT AVENTURA		229	15	6%	244
Flagler Health and Rehabilitation		240	3	1%	243
A PLUS PEDIATRICS		212	31	13%	243
WHITE WILSON MEDICAL CENTER IMMEDIATE CARE		135	108	44%	243
ESCAMBIA COUNTY JAIL	2	177	63	26%	242
TGH		1	241	100%	242
ARCHER HEALTH VENTURES, LLC		217	25	10%	242
life Care Center of Melbourne		224	17	7%	241
PADDOCK RIDGE		238	3	1%	241
GOOD SAMARITAN CARES		236	5	2%	241
STERLING HOUSE OF WINTER HAVEN		237	3	1%	240
CLARE BRIDGE OF SARASOTA		238	2	1%	240
SOUTHLAND SUITES OF ORMOND BEACH	4	236			240
AMERICAN HOUSE SENIOR LIVING		189	51	21%	240
PALM GARDEN OF AVENTURA		236	4	2%	240
WALGREENS 4915	1	214	25	10%	240
Avante at Lake Worth, Inc.	1	232	6	3%	239
ORANGE COUNTY HEALTH DEPT		228	11	5%	239
FREEDOM SQUARE NURSING CENTER		226	12	5%	238
BARBARA O'REILLY MD PA		234	4	2%	238
CLINICAL LABS OF HAWAII		235	2	1%	237
ADVENT HEALTH - PALM HARBOR ER		190	47	20%	237
KINDRED HOSPITAL THE PALM BEACHES		232	5	2%	237
Lake Port Square Health Center		219	17	7%	236
ADVANCED MEDICAL GROUP		1	235	100%	236
SAMIR EBEID MD		213	23	10%	236
FLORIDA HEALTH CARE PLAN INC		2	234	99%	236
BAY TREE CARE AND REHABILITATION CENTER		197	38	16%	235
OAK HAMMOCK AT THE UNIVERSITY OF FLORIDA		229	6	3%	235
CAREATC, INC.	1	226	8	3%	235
GUEST HOUSE OCALA, THE		224	10	4%	234
LCS SANDHILL COVE LLC DBA	6	219	9	4%	234
HUNT CLUB PEDIATRIC ASSOCIATES PA		164	70	30%	234
MANDARIN PEDIATRICS		210	23	10%	233
PINELLAS CARE CENTER		197	36	15%	233
ARDEN COURTS OF FORT MYERS		226	7	3%	233
THE RESIDENCE AT TIMBER PINES	4	202	26	11%	232
SOLARIS SENIOR LIVING VERO BEACH		224	8	3%	232
Signature healthcare of Jacksonville		226	5	2%	231

# COVID-19: testing by laboratory

Data through Apr 28, 2021 verified as of Apr 29, 2021 at 09:25 AM

Data in this report are provisional and subject to change.

The numbers in the table below represent the number of Florida and non-Florida residents for whom test results were received by the Department of Health. A person can be tested by more than one laboratory and can have both positive and negative results. **Therefore, the sum of the numbers in each column will be larger than the total number of people tested.**

Reporting lab	Inconclusive	Negative	Positive	Percent positive	Total
Lakewood Nursing Center		198	33	14%	231
ManorCare Health Services-Palm Harbor	1	229	1	0%	231
FORT PIERCE HEALTH CARE		224	7	3%	231
NORTH FLORIDA PEDIATRICS PA - DUVAL		202	29	13%	231
CHILDREN MED CARE INC		198	33	14%	231
LYNN HAVEN SPORTS COMPLEX-WALKON CLINIC		21	209	91%	230
ST PETERSBURG PEDIATRICS-EAST BAY	1	194	35	15%	230
GEORGE SAFRAN MD PC		215	14	6%	229
MEDICAL CONSULTANTS OF FLORIDA LLC	1	193	34	15%	228
ASCENSION MEDICAL GROUP		5	223	98%	228
SUNLIFE PHARMACY		199	29	13%	228
MORSELIFE MEMORY CARE RESIDENCE		219	9	4%	228
ARDEN COURTS OF SEMINOLE		186	41	18%	227
BAY VUE NURSING AND REHABILITATION CENTER		216	11	5%	227
ADVENT HEALTH - LAKE NONA		193	34	15%	227
The Ponce Therapy Care Center		223	4	2%	227
PARKS HEALTHCARE & REHABILITATION CTR	4	211	11	5%	226
FIRSTCARE CLINIC		120	106	47%	226
WIREGRASS DIRECT PRIMARY CARE PLLC□		190	36	16%	226
RIVERSIDE RECOVERY OF TAMPA		225	1	0%	226
ABSOLUTE HEALTH INTERNAL MEDICINE AND PEDIATRICS		200	25	11%	225
ALLSOUTH URGENT CARE		52	173	77%	225
BORLAND GROOVER CLINIC	1	187	37	16%	225
PARK MEADOWS HEALTH AND REHABILITATION CENTER		224	1	0%	225
CORAL GABLES NURSING & REHABILITATION CENTER		214	11	5%	225
NSPIRE HEALTHCARE LAUDERHILL		219	6	3%	225
INN AT ASTON GARDENS, THE		216	8	4%	224
GATTOLINE ENTERPRISES, INC. DBA FAMILY CARE PHARMACY		182	42	19%	224
DOCTORS MEMORIAL FAMILY MEDICINE	2	155	67	30%	224
CORAL REEF NURSING & REHABILITATION CENTER		216	8	4%	224
DISCOVERY VILLAGE AT MELBOURNE		197	27	12%	224
COLONY CLUB ALF,THE	1	209	13	6%	223
CONSULATE HEALTH CARE OF MELBOURNE		218	5	2%	223
LAKE REGIONAL URGENT CARE		12	210	95%	222
PINNACLES PEDS CARE PA		222			222
YOUR FAMILY WALK-IN CLINIC		16	206	93%	222
CCS - PAUL REIN DETENTION FACILITY		156	66	30%	222
VITAS HEALTHCARE CORPORATION OF FL		207	15	7%	222
FLAGLER COUNTY DETENTION CENTER		208	13	6%	221
BENDERSON FAMILY SKILLED NURSING AND□		204	17	8%	221
VIERA DEL MAR HEALTH AND REHABILITATION CENTER		209	12	5%	221
SACRED HEART HEALTH SYSTEM INC		184	37	17%	221
SUPERIOR RESIDENCES OF PANAMA CITY BEACH		213	7	3%	220
Kindred Hospital South Florida Hollywood SNU		212	8	4%	220
ESCAMBIA COUNTY JAIL DETENTION DIVISION		215	5	2%	220
CONCORD LIFE SCIENCES LLC	2	201	17	8%	220
Boynton Beach Rehabilitation Center	2	213	5	2%	220

# COVID-19: testing by laboratory

Data through Apr 28, 2021 verified as of Apr 29, 2021 at 09:25 AM

Data in this report are provisional and subject to change.

The numbers in the table below represent the number of Florida and non-Florida residents for whom test results were received by the Department of Health. A person can be tested by more than one laboratory and can have both positive and negative results. **Therefore, the sum of the numbers in each column will be larger than the total number of people tested.**

Reporting lab	Inconclusive	Negative	Positive	Percent positive	Total
MATHISON RETIREMENT COMMUNITY, INC	1	208	10	5%	219
WOOD LAKE HEALTH AND REHABILITATION CENTER		219			219
ADVENT HEALTH CENTRA CARE - DAYTONA BEACH		94	125	57%	219
Avante at Melbourne		214	5	2%	219
ANGELS DIAGNOSTIC GROUP		174	45	21%	219
MCW MENTAL HEALTH LLC		214	4	2%	218
MACTOWN, INC		215	2	1%	217
ST. CLOUD REGIONAL MEDICAL CENTER		199	18	8%	217
LAKE PORT SQUARE		200	17	8%	217
THE MANOR AT CARPENTERS		185	32	15%	217
KENILWORTH CARE & REHABILITATION CENTER		200	17	8%	217
VILLA MARIA WEST SKILLED NURSING FACILITY		209	8	4%	217
PEDIATRIC SPECIALISTS MEDICAL GROUP☐	1	192	23	11%	216
BROOKDALE ATRIM WAY		210	6	3%	216
GATEWAY/ADVENT CENTRA CARE	1	24	190	88%	215
SOUTH BALDWIN REGIONAL MEDICAL CENTER		201	14	7%	215
Taylor Care Center		210	5	2%	215
JUNO DERMATOLOGY LLC		197	18	8%	215
The Waterford		212	3	1%	215
Sunrise Health and Rehabilitation Center		206	8	4%	214
MEASE COUNTRYSIDE HOSPITAL		2	212	99%	214
KEY LARGO - LARGO CARGO		193	21	10%	214
FEDERATION CCRC OPERATIONS CORP		212	2	1%	214
BLOCK, NATION, CHASE, AND SMOLEN FAMILY MEDICINE		157	57	27%	214
BONITA PHARMACY		194	20	9%	214
Consulate Healthcare of West Palm Beach		197	16	8%	213
San Jose Health & Rehabilitation		207	6	3%	213
CONSULATE HEALTH CARE OF WINTER HAVEN		209	4	2%	213
UNIVERSITY OF MIAMI		78	135	63%	213
BOCA RATON REHABILITATION CENTER	4	205	4	2%	213
LIFE CARE CENTER OF PORT ST. LUCIE		201	12	6%	213
POCONO MEDICAL CENTER		212	1	0%	213
FLORIDA MEDICAL CLINIC LLC		137	75	35%	212
Bayside Health and Rehabilitation		181	31	15%	212
MIAMI VA HEALTHCARE SYSTEM			212	100%	212
FULGENT GENETICS	3	166	43	20%	212
LABCORP BURLINGTON	1	157	54	25%	212
HEALTH FIRST - HOLMES REGIONAL MEDICAL CENTER		32	180	85%	212
RITE MEDICAL CARE PC		207	3	1%	210
GLENRIDGE ON PALMER RANCH,THE		202	8	4%	210
CLERMONT URGENT CARE		1	209	100%	210
Royal Oaks Nursing and Rehab		209	1	0%	210
XPRESS URGENT CARE- PORT ST. LUCIE		76	134	64%	210
GOOD SAMARITAN SOCIETY OF DELAND		199	11	5%	210
Whispering Oaks	11	175	23	11%	209
Nspire Health Care Kendall		199	10	5%	209
ARDEN COURTS OF DELRAY BEACH FL LLC	3	196	10	5%	209

# COVID-19: testing by laboratory

Data through Apr 28, 2021 verified as of Apr 29, 2021 at 09:25 AM

Data in this report are provisional and subject to change.

The numbers in the table below represent the number of Florida and non-Florida residents for whom test results were received by the Department of Health. A person can be tested by more than one laboratory and can have both positive and negative results. **Therefore, the sum of the numbers in each column will be larger than the total number of people tested.**

Reporting lab	Inconclusive	Negative	Positive	Percent positive	Total
PALMS MEDICAL GROUP HIGH SPRINGS		174	35	17%	209
TUSCAN GARDENS OF PALM COAST		203	6	3%	209
HOSPITAL FOR SPECIAL SURGERY		206	3	1%	209
Signature Healthcare of Ormond		207	2	1%	209
BVM THE BRIDGES LLC		207	2	1%	209
The Palace Nursing and Rehabilitation Center		209			209
Hampton Court Nursing and Rehabilitation Center		206	2	1%	208
HEALTHPOINT MED GRP OF THE EMERALD COAST LLC		171	37	18%	208
LAB CORP	1	120	87	42%	208
HIALEAH SHORES NURSING AND REHAB CENTER		199	8	4%	207
FLORIDA DEPARTMENT OF HEALTH IN TAYLOR COUNTY	1	163	43	21%	207
REGENCY PARK		188	18	9%	206
MIRACLE HILL NURSING & REHABILITATION CENTER INC		200	6	3%	206
VILLAGE PEDIATRICS LLC		175	31	15%	206
NEW YORK CITY DEPARTMENT OF HEALTH & MENTAL		171	35	17%	206
ALL SEASONS NAPLES LLC		198	8	4%	206
TARPON POINT NURSING AND REHABILITATION CENTER		203	3	1%	206
Cross Terrace REhabilitation		203	2	1%	205
SENIOR LIVING VII TAMPA LLC	1	194	9	4%	204
PATRIOT MEDICAL LABORATORIES		196	8	4%	204
PALM HARBOR FAMILY PRACTICE & WALK-IN		157	47	23%	204
WORKPLACE SCREENING INTELLIGENCE			204	100%	204
PCB CLINIC		159	45	22%	204
PATHGROUP LABS LLC		97	107	52%	204
JACKSONVILLE NURSING AND REHAB CENTER		195	8	4%	203
JACKSON COUNTY HEALTH DEPARTMENT		153	50	25%	203
BROOKDALE OF SPRING HILL	9	192	2	1%	203
EDWARD J HEALEY REHAB & NURSING CENTER		203			203
ADVENT HEALTH CENTRA CARE - APOPKA NORTH		172	30	15%	202
BARKLEY PLACE	1	196	5	2%	202
POLK COUNTY HEALTH DEPARTMENT		178	24	12%	202
VAMC WEST PALM LAB		5	196	98%	201
AMA MEDICAL GROUP LLC		169	32	16%	201
Governors Creek Health and Rehabilitation	1	198	2	1%	201
HERITAGE HEALTHCARE AND REHABILITATION CENTER		195	5	3%	200
ADVENT HEALTH - CARROLLWOOD	4	169	26	13%	199
AVANTE OF BOCA RATON		198	1	1%	199
CENTRAL FLORIDA HEALTH SERVICES		162	37	19%	199
GRACE PEDIATRICS		168	31	16%	199
NO FLORIDA PEDIATRICS, PA		171	27	14%	198
Lehigh Acres Health and Rehabilitation		186	12	6%	198
LAUREL POINT CARE ACQUISITION LLC DBA SANDGATE GARDENS REHAB AND NURSI		171	27	14%	198
DOLPHIN POINTE HEALTH CARE LLC		175	23	12%	198
DEPARTMENT OF HEALTH & HUMAN SERVICES		198			198
NADAL PEDIATRICS - VICTORIA STREET (3385)		167	30	15%	197
PALM GARDEN OF PINELLAS		197			197
ABBIEJEAN RUSSELL CARE CENTER		195	1	1%	196

# COVID-19: testing by laboratory

Data through Apr 28, 2021 verified as of Apr 29, 2021 at 09:25 AM

Data in this report are provisional and subject to change.

The numbers in the table below represent the number of Florida and non-Florida residents for whom test results were received by the Department of Health. A person can be tested by more than one laboratory and can have both positive and negative results. **Therefore, the sum of the numbers in each column will be larger than the total number of people tested.**

Reporting lab	Inconclusive	Negative	Positive	Percent positive	Total
RIVERWOOD CENTER,THE		186	10	5%	196
Heritage Park Rehabilitation & Healthcare		177	18	9%	195
BRUCE S WEST MD	1	193	1	1%	195
BEACON AT GULF BREEZE, THE	2	181	11	6%	194
FINLAY CLINICAL LABORATORY INC	1	39	153	79%	193
CARE CENTERS OF NASSAU		190	3	2%	193
VIPEDIATRICS PLLC		177	16	8%	193
CHARTER SENIOR LIVING OF PANAMA CITY BEACH		172	21	11%	193
HIGHLANDS LAKE CENTER		188	5	3%	193
SARNO EXTENDED HOURS		124	69	36%	193
SUMMERFIELD EMERGENCY ROOM		146	47	24%	193
GEORGIA DEPARTMENT OF PUBLIC HEALTH	1	5	186	97%	192
JEFFERSON COUNTY HEALTH DEPARTMENT-MONTICELLO		151	41	21%	192
FIRST CHOICE PEDIATRICS SEMORAN		98	94	49%	192
CYPRESS POINT LIVING, LLC		177	15	8%	192
MD NOW MEDICAL CENTERS INC		150	42	22%	192
HEALTH LINK DIAGNOSTIC LABORATORIES		182	9	5%	191
CVS		48	143	75%	191
WALGREENS #06012		168	23	12%	191
NEO GENOMICS - FORT MYERS	1	183	6	3%	190
EMBRY RIDDLE AERONAUTICAL UNIVERSITY HEALTH SERVICES		1	189	99%	190
MAGNOLIA DIAGNOSTICS, LLC	4	158	28	15%	190
GLADES HEALTH CARE CENTER		187	3	2%	190
CANTERFIELD OF OCALA, LLC		178	11	6%	189
FLORIDA HEALTH CARE PLANS INC		2	187	99%	189
Belleair Healthcare Center		183	6	3%	189
VIERA MANOR ASSISTED LIVING RESIDENCE		182	7	4%	189
KINDRED HOSPITAL MELBOURNE	1	182	6	3%	189
LAKE WALES OPERATING GROUP LLC		184	5	3%	189
TUSCAN GARDENS OF VENETIA MANAGEMENT COMPANY		175	14	7%	189
PHYSICIANS REGIONAL MEDICAL CENTER - PINE RIDGE		20	169	89%	189
BENTON HOUSE AT OAKLEAF		158	30	16%	188
SUNY UPSTATE MEDICAL UNIVERSITY		173	15	8%	188
ZON BEACHSIDE LLC		151	37	20%	188
HAWKINS FAMILY MEDICINE LLC	1	136	51	27%	188
LIFE CARE CENTER OF ALTAMONTE SPRINGS		157	31	16%	188
OCEAN REEF MEDICAL CENTER		150	38	20%	188
WOMEN'S CARE FLORIDA LABORATORY		183	5	3%	188
NIGHT LITE PEDIATRICS WINTER GARDEN		144	44	23%	188
US MEDICAL CARE, INC		164	23	12%	187
WEST COAST FAMILY MEDICAL CARE		152	35	19%	187
NORTH BEACH REHABILITATION CENTER		185	2	1%	187
PLANTATION NURSING & REHAB CENTER		187			187
CSL PLASMA		31	155	83%	186
ANTHEM LAKES LLC		151	35	19%	186
PEDIATRICS OF GREATER ORLANDO		157	28	15%	185
PPC-LAB EDI ORCHARD BI		176	9	5%	185

# COVID-19: testing by laboratory

Data through Apr 28, 2021 verified as of Apr 29, 2021 at 09:25 AM

Data in this report are provisional and subject to change.

The numbers in the table below represent the number of Florida and non-Florida residents for whom test results were received by the Department of Health. A person can be tested by more than one laboratory and can have both positive and negative results. **Therefore, the sum of the numbers in each column will be larger than the total number of people tested.**

Reporting lab	Inconclusive	Negative	Positive	Percent positive	Total
CANTERFIELD OF CLAY COUNTY		147	38	21%	185
ROSECASTLE OF ZEPHRHILLS		182	3	2%	185
SEMINOLE TRIBE OF FLORIDA		154	31	17%	185
NO FLORIDA PEDIATRICS, PA - BRADFORD		155	30	16%	185
BAPTIST HEALTH PRIMARY CARE	1	134	50	27%	185
ADVENT		172	13	7%	185
BRANDON COMMUNITY HEALTH CENTER		160	25	14%	185
AMERICAN FAMILY MEDICAL LLC		142	43	23%	185
NSPIRE HEALTHCARE TAMARAC		144	40	22%	184
PRIMECARE OF DOTHAN		130	54	29%	184
ST. JAMES BAY HEALTH AND REHABILITATION CENTER		183	1	1%	184
BROOKDALE ORANGE PARK		182	2	1%	184
ARDEN COURTS OF LARGO FL, LLC		162	22	12%	184
BAYA URGENT CARE LLC		154	29	16%	183
ADVENT HEALTH CENTRA CARE - WESLEY CHAPEL		13	170	93%	183
BAY EDUCATORS WELLNESS CENTER		126	57	31%	183
EXOSOME DIAGNOSTICS	1	163	19	10%	183
The Inn at Sarasota Bay Club		179	3	2%	182
HEARTLAND SOUTH JACKSONVILLE OF JACKSONVILLE FL ,		181			181
Emory L Bennett State Veterans Nursing Home		178	3	2%	181
RDV SPORTSPLEX PEDIATRICS		153	28	15%	181
BRIGHTON EGGERT PHARMACY INC		173	7	4%	180
STERLING HOUSE OF PUNTA GORDA		179	1	1%	180
EAST NEW YORK DIAGNOSTIC AND TREATMENT		171	9	5%	180
NORTH FLORIDA INTERNAL MEDICINE PA		144	34	19%	178
LAKEVIEW TERRACE RETIREMENT COMMUNITY		159	19	11%	178
MOBILE INFIRMARY MED CENTER PATH LAB		163	15	8%	178
MID FLORIDA PATHOLOGY LLC MOBILE UNIT #4		125	53	30%	178
CAYUGA MEDICAL CENTER AT ITHACA		173	5	3%	178
GULFCOAST PEDIATRICS		166	11	6%	177
QUEENS HOSPITAL CENTER	1	166	10	6%	177
PEDIATRIC ASSOCIATES AT ARGYLE PA		170	7	4%	177
ADVENT HEALTH CENTRA CARE - CARROLLWOOD		5	172	97%	177
MINUTECLINIC DIAGNOSTIC OF TEXAS, LLC		160	17	10%	177
ROSECASTLE OF CITRUS		147	30	17%	177
GENE BY GENE		61	115	65%	176
FHMG-FLORIDA HOSPITAL MEDICAL GROUP		150	26	15%	176
WALGREENS #04809	1	154	21	12%	176
ASTON GARDENS AT PELICAN MARSH		169	7	4%	176
FLORIDA DEPARTMENT OF HEALTH IN ALACHUA COUNTY -		162	14	8%	176
KINDRED HOSPITAL - SOUTH FLORIDA		172	4	2%	176
Madison Health and Rehabilitation Center		139	36	21%	175
ORLANDO HEALTH EMERGENCY DEPARTMENT		163	12	7%	175
WEST		155	20	11%	175
TRADITION MEDICAL CENTER LABORATORY		55	120	69%	175
COASTAL INTERNAL MEDICINE		134	40	23%	174
BAYCARE HEALTH SYSTEMS	1	6	167	96%	174

# COVID-19: testing by laboratory

Data through Apr 28, 2021 verified as of Apr 29, 2021 at 09:25 AM

Data in this report are provisional and subject to change.

The numbers in the table below represent the number of Florida and non-Florida residents for whom test results were received by the Department of Health. A person can be tested by more than one laboratory and can have both positive and negative results. **Therefore, the sum of the numbers in each column will be larger than the total number of people tested.**

Reporting lab	Inconclusive	Negative	Positive	Percent positive	Total
ANCHOR CARE AND REHABILITATION CENTER		173	1	1%	174
QUALITY URGENT CARE AND WELLNESS PL	3	124	47	27%	174
CENTRAL FLORIDA HEALTHCARE GROUP LLC		151	23	13%	174
Signature Healthcare of Palm Beach		172	2	1%	174
MERCY MEDICAL URGENT CARE CENTER INC		117	56	32%	173
WOODBIDGE FACILITY INC		166	6	3%	172
URGENT CARE OF THE PALM BEACHES, NORTH PALM BEACH			172	100%	172
FORT WALTON REHABILITATION CENTER		133	39	23%	172
SUWANNEE VALLEY NURSING CENTER		158	14	8%	172
BROOKDALE FORT MYERS THE COLONY		167	4	2%	171
TERRACE AT HOBE SOUND, THE	1	158	12	7%	171
SOMERBY LAKE NONA		164	7	4%	171
HAZELDEN FLORIDA	1	162	7	4%	170
KINDRED HOSPITAL SOUTH FLORIDA		135	35	21%	170
Life Care Center of Orlando		164	5	3%	169
WILTON MANORS HEALTH & REHABILITATION CENTER		160	9	5%	169
HEARTLAND HEALTHCARE AND REHAB CENTER		146	23	14%	169
FINNISH AMERICAN REST HOME-ALF		167	2	1%	169
ADVENT HEALTH CENTRA CARE - TEMPLE TERRACE	1	104	63	38%	168
PANAMA CITY DEVELOPMENTAL CENTER☐		168			168
WESLEY HAVEN VILLA	1	132	35	21%	168
MEADOWCREST FAMILY PHYSICIANS		98	69	41%	167
FLORIDA DEPARTMENT OF HEALTH IN WALTON COUNTY		151	16	10%	167
MINUTECLINIC DIAGNOSTIC		157	10	6%	167
OSPREY VILLAGE AT AMELIA ISLAND LTD		157	10	6%	167
ANYLABTEST NOW		158	8	5%	166
ARDEN COURTS OF PALM HARBOR		146	20	12%	166
Peninsula Care and Rehab		154	12	7%	166
BROOKDALE BONITA SPRINGS		162	3	2%	165
CITRUS HEALTH AND REHAB		132	33	20%	165
THE ARLINGTON OF NAPLES INC.		162	3	2%	165
KRYSTAL BAY NURSING AND REHABILITATION		158	6	4%	164
WRIGHTS HEALTH CARE AND REHABILITATION CENTER		134	30	18%	164
NORTH PORT REHABILITATION AND NURSING CENTER☐		163	1	1%	164
BRADENTON HEALTH CARE		163			163
ADVENTHEALTH MEDICAL GROUP FAMILY MEDICINE AT		123	40	25%	163
TRI COUNTY NURSING HOME		162	1	1%	163
PRECISION GENETICS, INC		157	6	4%	163
Nemours Children's Urgent Care		80	83	51%	163
HARBOR BEACH NURSING AND REHABILITATION CENTER		137	26	16%	163
PROMPT CARE OF CENTRAL FLORIDA			163	100%	163
JPR URGENT MEDICAL CARE		157	5	3%	162
ATMORE COMMUNITY HOSPITAL LABORATORY		133	29	18%	162
SOUTH GEORGIA MEDICAL CENTER		109	52	32%	161
ALLCARE MEDICAL CENTERS PC		137	24	15%	161
DESOTO PALMS ALF		155	6	4%	161
MAINSTREAM DIAGNOSTIC LABORATORY LLC		136	25	16%	161

# COVID-19: testing by laboratory

Data through Apr 28, 2021 verified as of Apr 29, 2021 at 09:25 AM

Data in this report are provisional and subject to change.

The numbers in the table below represent the number of Florida and non-Florida residents for whom test results were received by the Department of Health. A person can be tested by more than one laboratory and can have both positive and negative results. **Therefore, the sum of the numbers in each column will be larger than the total number of people tested.**

Reporting lab	Inconclusive	Negative	Positive	Percent positive	Total
ISLAND HEALTH AND REHABILITATION CENTER		159	2	1%	161
ARCADIA HEALTH AND REHABILITATION CENTER		100	60	38%	160
F&T MEDICAL RESEARCH, INC		160			160
WALTON PLACE		160			160
KEYSTONE REHAB		160			160
GREENBRIAR REHABILITATION AND NURSING CENTER	1	159			160
TUSCAN ISLE CHAMPIONSGATE OP CO LLC		158	2	1%	160
BROOKDALE PENSACOLA		158	1	1%	159
POINTE, THE		131	28	18%	159
HOSPICE OF THE TREASURE COAST		153	5	3%	158
CITRUS MEMORIAL HOSPITAL			158	100%	158
WUESTHOFF REF LABORATORY			158	100%	158
DOCTORS MEMORIAL FAMILY PRACTICE	2	119	36	23%	157
GARDENS HEALTH NH LLC		154	3	2%	157
GRAND AVE PHARMACY		112	45	29%	157
CHERRY OAK PALM BEACH COUNTY		149	8	5%	157
BIGGERS FAMILY MEDICINE PA	1	142	14	9%	157
TIMBERRIDGE NURSING HOME & REHAB		123	34	22%	157
ALL FLORIDA FAMILY AND SPORTS MEDICINE		134	23	15%	157
WALGREENS 6221		138	18	12%	156
Englewood Healthcare and Rehab		141	15	10%	156
GRAVITY DIAGNOSTICS		56	100	64%	156
DIAMOND RIDGE		147	8	5%	155
PROVIDENCE HOSPITAL LABORATORY		147	8	5%	155
PHYSICIAN PARTNERS PERRY		91	64	41%	155
FAMILY EXTENDED CARE OF CENTRAL TAMPA		137	18	12%	155
COCOA BEACH/ADVENT CENTRA		41	114	74%	155
AMERICAN HOUSE COCONUT POINT		134	21	14%	155
PALMETTTO FACILITY INC	1	153			154
CARE RESOURCE COMMUNITY HEALTH CENTERS INC		147	7	5%	154
FAWCETT MEMORIAL HOSPITAL-LAB		39	115	75%	154
CORE BIO LABS		76	78	51%	154
PRUITT HEALTH		152	2	1%	154
MINUTECLINIC DIAGNOSTIC OF SOUTH CARO		129	24	16%	153
SUNNY HILLS ALF OF SEBRING INC		140	13	8%	153
CLEARWATER STATMED QUICK QUALITY CLINICS		43	109	72%	152
NAPHCARE, INC.		142	10	7%	152
WILLOW BROOKE COURT AT AZALEA TRACE		149	3	2%	152
CRANE CENTER		121	31	20%	152
LABORATORY OF FLORIDA		97	55	36%	152
Centre Pointe Health and Rehabilitation Center		140	11	7%	151
ORANGE COUNTY CORRECTIONS HEALTH SERVICES		121	30	20%	151
AEGIS MEDICAL GROUP		127	24	16%	151
TGH URGENT CARE – SEMINOLE			151	100%	151
FAWCETT MEMORIAL HOSPITAL LABORATORY			151	100%	151
REGENCY OAKS HEALTH CENTER		149	2	1%	151
ADVENTHEALTH HOSPICE CARE CENTRAL FLORIDA		147	4	3%	151

# COVID-19: testing by laboratory

Data through Apr 28, 2021 verified as of Apr 29, 2021 at 09:25 AM

Data in this report are provisional and subject to change.

The numbers in the table below represent the number of Florida and non-Florida residents for whom test results were received by the Department of Health. A person can be tested by more than one laboratory and can have both positive and negative results. **Therefore, the sum of the numbers in each column will be larger than the total number of people tested.**

Reporting lab	Inconclusive	Negative	Positive	Percent positive	Total
MAGNOLIA MEDICAL CLINIC		41	110	73%	151
NAVARRE GARDENS LLC		126	25	17%	151
REFUAH HEALTH CENTER LABORATORY		143	8	5%	151
MD NOW MEDICAL CENTERS, INC.		116	34	23%	150
The Crossroads		149	1	1%	150
PALM BEACH COUNTY HEALTH DEPT LAB	4	139	7	5%	150
CROSSWINDS HEALTH AND REHABILITATION CENTER	1	147	2	1%	150
SONATA COCONUT CREEK	2	125	23	15%	150
GOLD CHOICE SENIOR COMMUNITIES		109	41	27%	150
MACKOUL PEDIATRICS FORT MYERS		130	19	13%	149
LEE MEMORIAL HEALTH SYSTEM HEALTH FAIR		143	6	4%	149
PRECISION HEALTH RESOURCES, LLC	1	133	15	10%	149
OPPENHEIMER PLASTIC SURGERY LLC		144	5	3%	149
LIFE CARE CENTER OF JACKSONVILLE		127	21	14%	148
SEAGRASS VILLAGE FLEMING ISLAND		111	37	25%	148
ST JOHNS COUNTY DETENTION CENTER		148			148
MILLENNIUM LAB SERVICES			148	100%	148
ALLIANCE PEDIATRICS		116	32	22%	148
MED COMP SCIENCES		3	145	98%	148
DAYSPRING VILLAGE		125	22	15%	147
SANIBEL INTERNAL MEDICINE, LLC		142	5	3%	147
East Bay Rehabilitation Center		113	34	23%	147
CLINICA HISPANA		1	146	99%	147
MEMORY CARE OF NAPLES		146	1	1%	147
PROVISTA DIAGNOSTICS, INC		144	3	2%	147
GABISA MEDICAL LLC		146	1	1%	147
MINUTECLINIC LLC #4987		129	17	12%	146
WEDGEWOOD HEALTHCARE CENTER		94	52	36%	146
OCALA CBOC		138	8	5%	146
Quail Run Health Care Center		146			146
BOSTON RED SOX CLUB LP		144	2	1%	146
WINDSOR OF LAKEWOOD RANCH,THE		144	2	1%	146
REGENCY CARE OF BLOUNTSTOWN LLC		135	10	7%	145
ADVENTHEALTH CENTRA CARE PONCIANA	1	81	63	43%	145
BROOKDALE CAPE CORAL		145			145
DAYSPRING SENIOR LIVING LLC		143	2	1%	145
NCRNC INC		140	4	3%	144
CORNERSTONE MEDICAL CARE OF BRANDON PL		117	27	19%	144
LONGWOOD CARDIOLOGY			144	100%	144
WILLOWBROOKE COURT AT ST ANDREWS ESTATES		139	5	3%	144
KINDRED HOSPITAL NORTH FLORIDA	3	133	8	6%	144
SMILEY MEDICAL GROUP		108	35	24%	143
OAKS OF KISSIMMEE HEALTH AND REHABILITATION CENTER		140	3	2%	143
MV MEDICAL PRACTICE DBA PRIMARY URGENT CARE		136	7	5%	143
JEFFERY WEINZWEIG		2	141	99%	143
Summit Medical Group		130	12	8%	142
OAKHURST CENTER		135	7	5%	142

# COVID-19: testing by laboratory

Data through Apr 28, 2021 verified as of Apr 29, 2021 at 09:25 AM

Data in this report are provisional and subject to change.

The numbers in the table below represent the number of Florida and non-Florida residents for whom test results were received by the Department of Health. A person can be tested by more than one laboratory and can have both positive and negative results. **Therefore, the sum of the numbers in each column will be larger than the total number of people tested.**

Reporting lab	Inconclusive	Negative	Positive	Percent positive	Total
DB MD		126	16	11%	142
GATEWAY CARE CENTER		139	2	1%	141
OHI WEST INC		128	13	9%	141
LabCorp L#09258090 M#09258105		74	67	48%	141
NOVARI CARE LLC		97	44	31%	141
RESEARCH CENTERS OF AMERICA, LLC		117	24	17%	141
UNITED CLINICAL LABORATORIES		132	9	6%	141
PORT ST LUCIE REHABILITATION AND HEALTHCARE		98	43	30%	141
GRAND VILLA OF ORMOND BEACH		134	6	4%	140
LANDMARK HOSPITAL SOUTHWEST FLORIDA LLC		135	5	4%	140
CARENOW URGENT CARE - LAKE MARY			139	100%	139
ARDEN COURTS OF LELY PALMS		137	2	1%	139
JOHN KNOX VILLAGE OF CENTRAL FLORIDA		134	5	4%	139
Gulf Coast Healthcare (Longwood Health and Rehab		118	21	15%	139
GRAND OAKS HEALTH & REHABILITATION		138	1	1%	139
AHEC CLINIC		8	130	94%	138
AMERICAN PATHOLOGY PARTNERS		136	2	1%	138
ADVENT HEALTH CENTRA CARE - DELAND		28	110	80%	138
ADVENT HEALTH CENTRA CARE - CITRUS PARK		9	129	93%	138
Lakeside Nursing and Rehabilitation Center	1	112	25	18%	138
NORTHEAST FLORIDA STATE HOSP-NURSING		137	1	1%	138
MANOR AT BLUEWATER BAY		131	7	5%	138
MANOR CARE OF PALM HARBOR		135	3	2%	138
HIGHLANDS MEDICAL CENTER		135	3	2%	138
TURNING POINT OF TAMPA		131	7	5%	138
DIAGNOSTIC LABORATORY OF OKLAHOMA		112	26	19%	138
A2Z DIAGNOSTICS		136	1	1%	137
DOCTOR'S IN HOUSE LABORATORY		18	119	87%	137
COASTAL DETOX		134	3	2%	137
HARBORCHASE OF VERO BEACH	1	117	19	14%	137
SPRING HAVEN RETIREMENT	1	133	3	2%	137
GRAND VILLA OF LAKE LAND		131	6	4%	137
WELLOW URGENT CARE PC		135	2	1%	137
ARIZONA DEPARTMENT OF HEALTH SERVICES		5	131	96%	136
LONGWOOD HEALTH AND REHABILITATION CENTER		124	12	9%	136
CLARE BRIDGE OF CAPE CORAL	1	135			136
ADVENT HEALTH CENTRA CARE - ORANGE CITY	1	53	82	60%	136
SONATA DELRAY BEACH		125	11	8%	136
SONATA WEST		133	2	1%	135
OAKS OF CLEARWATER, THE		132	3	2%	135
IRL MARKET LAB ALACHUA		104	31	23%	135
PEDIATRIC CARE CENTER		135			135
PACIFICA SUNRISE		127	8	6%	135
ADVANCED MEDICAL CENTER		86	48	36%	134
SOUTH CAMPUS FACILITY INC		122	12	9%	134
BIODESIX, INC.		102	32	24%	134
Lakeside Oaks Care Center		130	4	3%	134

# COVID-19: testing by laboratory

Data through Apr 28, 2021 verified as of Apr 29, 2021 at 09:25 AM

Data in this report are provisional and subject to change.

The numbers in the table below represent the number of Florida and non-Florida residents for whom test results were received by the Department of Health. A person can be tested by more than one laboratory and can have both positive and negative results. **Therefore, the sum of the numbers in each column will be larger than the total number of people tested.**

Reporting lab	Inconclusive	Negative	Positive	Percent positive	Total
MINUTECLINIC DIAGNOSTIC OF NORTH CAROL		109	25	19%	134
STEWARD MEDICAL GROUP		34	100	75%	134
SUNY UPSTATE OVERFLOW LABORATORY		134			134
SEVEN HILLS HEALTH AND REHABILITATION CENTER		118	16	12%	134
SANDALWOOD NURSING CENTER		127	7	5%	134
LABCORP RTP		54	80	60%	134
FG RAPID		128	5	4%	133
SACRED HEART MEDICAL GROUP URGENT CARE		109	24	18%	133
VITAS HEALTHCARE		122	11	8%	133
SONNIS PEDIATRICS PA		118	15	11%	133
The Crossings		131	2	2%	133
ST PETERSBURG PEDIATRICS-MLK JUNIOR BLVD		122	10	8%	132
CENTRACARE		18	114	86%	132
LAKELAND REGIONAL HEALTH LAKE MIRIAM	3	87	42	32%	132
BAY REGIONAL URGENT CARE	1	88	43	33%	132
THE REHABILITATION CENTER OF LAKE CITY		127	5	4%	132
ALTERNATIVE LIVING, INC DBA TWIN CITIES PAVILION		129	3	2%	132
AMERICAN HOUSE-BONITA SPRINGS□		131	1	1%	132
ROHR HOME		127	5	4%	132
VITAS HEALTHCARE CORPORATION OF FLORIDA		128	4	3%	132
INTEGRATED REGIONAL LABORATORIES		119	12	9%	131
THE WELLNESS CENTER AT LAKEWOOD RANCH		43	88	67%	131
FOUNTAINS OF HOPE LLC, THE		130	1	1%	131
ARDEN COURTS OF WEST PALM BEACH		125	5	4%	130
MICRO PATH LABORATORIES INC		127	3	2%	130
CHARLES CROFT MD	1	127	2	2%	130
MEYER PEDIATRICS		114	16	12%	130
COQUINA CENTER		125	5	4%	130
MOOSEHAVEN LIFE CARE CENTER		130			130
PEDIATRIC SERVICES AND BREATHING CENTER PA		101	29	22%	130
ARBOR TERRACE SAN JOSE LLC	3	124	2	2%	129
SUNRISE SENIOR LIVING OF JACKSONVILLE		120	9	7%	129
DIATHERIX LABORATORIES		73	56	43%	129
QUICK CARE MED PL CR		80	49	38%	129
BMHSI-AEL MICROBIOLOGY LABORATORY	2	102	25	19%	129
TRI-COUNTY NURSING HOME		117	12	9%	129
OMNI HEALTHCARE, INC		122	6	5%	128
SURFSIDE URGENT CARE		105	23	18%	128
TGH URGENT CARE – TYRONE		3	125	98%	128
MORTON PLANT HOSPITAL NURSING		2	126	98%	128
SOLARIS SENIOR LIVING OF MERRITT ISLAND		123	5	4%	128
PANAMA PHARMACY	3	107	18	14%	128
SHOAL CREEK REHABILITATION CENTER		85	42	33%	127
KEYSTYLE LIVING LLC	1	125	1	1%	127
KINDRED HOSPITAL-BAY AREA-ST PETERSBURG LAB	1	120	6	5%	127
IQBAL A FARUQUI MD□		93	34	27%	127
AVOW HOSPICE INC		127			127

# COVID-19: testing by laboratory

Data through Apr 28, 2021 verified as of Apr 29, 2021 at 09:25 AM

Data in this report are provisional and subject to change.

The numbers in the table below represent the number of Florida and non-Florida residents for whom test results were received by the Department of Health. A person can be tested by more than one laboratory and can have both positive and negative results. **Therefore, the sum of the numbers in each column will be larger than the total number of people tested.**

Reporting lab	Inconclusive	Negative	Positive	Percent positive	Total
BLOCK NATION CHASE		103	24	19%	127
HILLSBOROUGH COUNTY DEVELOPMENTAL CTR	1	117	9	7%	127
MINUTECLINIC DIAGNOSTIC OF NORTH CARO		112	15	12%	127
SUMMIT MEDICAL GROUP PA		115	12	9%	127
L&S SENIOR CARE DBA ARCADIA OAKS	4	122	1	1%	127
GESSLER CLINIC PA		98	29	23%	127
THE CLUB AND REHABILITATION CENTER		126	1	1%	127
ORANGE PARK PEDIATRICS		116	11	9%	127
SEMINOLE SPORTS AND FAMILY MEDICINE		111	16	13%	127
PANCARE HEALTH GULF COUNTY		98	28	22%	126
BROOKDALE PALM COAST		125			125
FLORIDA DEPARTMENT OF HEALTH IN LAKE COUNTY	1	79	45	36%	125
Fouraker Hills Rehab and Nursing		116	9	7%	125
GRAND VILLA OF DELAND		117	8	6%	125
HEARTLAND PHARMACY LAKE PLACID, INC		94	31	25%	125
ADVENT HEALTH CENTRA CARE - BRANDON		31	93	75%	124
LATE HOURS URGENT CARE		66	58	47%	124
QUALITY URGENT CARE AND WELLNESS		81	43	35%	124
LIFESTREAM BEHAVIORIAL CENTER		100	24	19%	124
VILLAGE ON THE ISLE		118	6	5%	124
ARBOR GLEN AT ARBOR TRACE	2	113	9	7%	124
NORTH FL SOUTH GA HCS-MALCOM RANDALL VAMC			124	100%	124
TIFFANY HALL NURSING AND REHAB CENTER		115	9	7%	124
PALMS EDGE	1	115	8	6%	124
FLORIDA ATLANTIC UNIVERSITY		116	8	6%	124
ISLAND URGENT CARE PLLC DBA AFC URGENT CARE		123	1	1%	124
Alhambra Health and Rehabilitation		124			124
WINDERMERE MEDICAL CENTER		119	5	4%	124
Mt Sinai Aventura			124	100%	124
CITRUS MEMORIAL HEALTH SYSTEM LAB		2	121	98%	123
PICH KTM CORP DBA MEDTOWN PHARMACY		106	17	14%	123
MONTEFIORE MEDICAL CENTER LABORATORIES - MOSES		113	10	8%	123
PSL NAPLES BH OPERATIONS, LLC		123			123
VIERA VA OPC		118	5	4%	123
KINGS BAY PEDIATRICS LLC		117	6	5%	123
FHMG LAKE MARY PEDS		107	16	13%	123
PRIME HEALTH OF NORTH PORT LLC		103	20	16%	123
GENEDX		48	75	61%	123
ADVENT HEALTH - FOUR CORNERS ER		87	35	29%	122
WESTCHESTER MEDICAL CENTER	1	116	5	4%	122
THREE OAKS PHARMACY INC		109	13	11%	122
PHYSICIANS REGIONAL CLINIC		92	30	25%	122
MINUTECLINIC DIAGNOSTIC OF RHODE ISLAND, LLC #729		118	4	3%	122
PARKVIEW HEALTH		121	1	1%	122
SIGNATURE HEALTHCARE OF PORT CHARLOTTE		114	7	6%	121
THE COURTYARD ASSISTED LIVING		117	4	3%	121
URGENT CARE TCMA			121	100%	121

# COVID-19: testing by laboratory

Data through Apr 28, 2021 verified as of Apr 29, 2021 at 09:25 AM

Data in this report are provisional and subject to change.

The numbers in the table below represent the number of Florida and non-Florida residents for whom test results were received by the Department of Health. A person can be tested by more than one laboratory and can have both positive and negative results. **Therefore, the sum of the numbers in each column will be larger than the total number of people tested.**

Reporting lab	Inconclusive	Negative	Positive	Percent positive	Total
ADVENTHEALTH MEDICAL GROUP PRIMARY CARE		112	9	7%	121
PINELLAS COUNTY JAIL			121	100%	121
EC OPCO CARROLLWOOD LLC		114	7	6%	121
Crystal Health & Rehab Center		115	6	5%	121
SANDY RIDGE CENTER FOR REHABILITATION AND HEALING		100	21	17%	121
HOSPICE OF MARTIN & ST LUCIE, INC		118	3	2%	121
BROOKDALE JENSEN BEACH□		118	3	2%	121
FHMG- FLORIDA HOSPITAL MEDICAL GROUP		106	14	12%	120
HOBDARI FAMILY HEALTH LLC□		83	37	31%	120
J FRANK AVEY MD		93	27	23%	120
ARBOR TERRACE ORTEGA LLC	2	116	2	2%	120
FLAGLER COLLEGE HEALTH SERVICES		86	34	28%	120
COASTAL HEALTH AND REHAB		110	9	8%	119
MED ONE AT SAINT AUGUSTINE		87	32	27%	119
MY CLINICAL LAB INC		17	102	86%	119
RDX BIOSCIENCE		60	59	50%	119
MATHISON RETIREMENT COMMUNITY		114	5	4%	119
PUTNAM COUNTY SHERIFFS OFFICE		109	10	8%	119
Hialeah Nursing And Rehabilitation Center		113	6	5%	119
VILLAS OF HOLLY BROOK - BRADENTON 14TH		116	2	2%	118
BROWARD HEALTH CORAL SPRINGS EPIDEMIOLOGY DEPT		1	117	99%	118
UNIVERSITY HEALTH SYSTEM INC		107	11	9%	118
ISLAND DOCTORS		23	95	81%	118
HOSPICE OF THE EMERALD COAST INC - PANAMA CITY	2	109	7	6%	118
SH HERON EAST LLC□		103	15	13%	118
Golfview Healthcare Center		111	6	5%	117
BROOKDALE COLONIAL PARK	2	114	1	1%	117
ADVANCED EMURGENT CARE		28	89	76%	117
NEIGHBORHOOD MEDICAL CENTER		112	5	4%	117
BELVEDERE COMMONS OF FORT WALTON BEACH		106	10	9%	116
LEE COUNTY SCHOOL DISTRICT	1	108	7	6%	116
ARDEN COURTS OF SARASOTA		99	17	15%	116
VIERA HOSPITAL			116	100%	116
DELAND WELLNESS CENTER			116	100%	116
MD 365 MEDICAL CARE		115	1	1%	116
WESTWOOD NURSING & REHAB		82	34	29%	116
SOUTH BALDWIN MEDICAL CENTER GULF SHORES		92	23	20%	115
CABANA AT JENSEN DUNES, THE		111	4	3%	115
BAY PINES MEDICAL ASSOCIATES		1	114	99%	115
TROPICANA MANUFACTURING COMPANY INC		108	7	6%	115
TREASURE COAST MEDICAL ASSOCIATES		4	111	97%	115
SUNFLOWER SPRINGS ASSISTED LIVING		105	10	9%	115
TALLAHASSEE VA OPC		107	8	7%	115
VITAS HEALTHCARE CORP OF FLORIDA		114	1	1%	115
THE POINTE AT CEDAR PARK		114	1	1%	115
TREASURE COAST FORENSIC TREATMENT CTR		94	21	18%	115
UNIVERSTIY CENTER MEDICAL LLC DBA	1	108	5	4%	114

# COVID-19: testing by laboratory

Data through Apr 28, 2021 verified as of Apr 29, 2021 at 09:25 AM

Data in this report are provisional and subject to change.

The numbers in the table below represent the number of Florida and non-Florida residents for whom test results were received by the Department of Health. A person can be tested by more than one laboratory and can have both positive and negative results. **Therefore, the sum of the numbers in each column will be larger than the total number of people tested.**

Reporting lab	Inconclusive	Negative	Positive	Percent positive	Total
PATRICK AIR FORCE BASE		7	107	94%	114
GIBBENS FAMILY MEDICAL, LLC		95	19	17%	114
UNIVERSITY MEDICAL CENTER SUITES		100	14	12%	114
ELAN BUENA VISTA		97	17	15%	114
Courtyards of Orlando Care Center		102	12	11%	114
TUSCAN ISLE OPERATING COMPANY LLC DBA		110	4	4%	114
TREASURE COAST PRIMARY CARE		92	21	19%	113
LENOX HILL HOSPITAL		104	9	8%	113
AESTHETIC SURGERY CENTER OF WINTER PARK, THE	3	105	5	4%	113
CARE CENTERS OF NASSAU, LLC - HENDRICKS RD		112	1	1%	113
G & R HEALTH MART PHARMACY		92	20	18%	112
CLEVELAND CLINIC FOUNDATION		12	100	89%	112
CAN COMMUNITY HEALTH		110	2	2%	112
ALLIED HEALTH FORT PIERCE		112			112
CSL PLASMA INC		8	104	93%	112
VRL EUROFINs - HAWAII		112			112
ALL MY KIDS PEDIATRICS INC		78	33	30%	111
MINUTECLINIC DIAGNOSTIC OF OHIO LLC		89	22	20%	111
NORTH SHORE MEDICAL LABS	1	103	7	6%	111
MG PORT CHARLOTTE II SUBTENANT LLC		99	12	11%	111
SOUTH LAKE PEDIATRICS		95	16	14%	111
LAKE HOUSE ASSISTED LIVING		93	17	15%	110
BLISS HEALTHCARE SERVICES	1	83	25	23%	109
HARBORCHASE OF NAPLES		95	14	13%	109
CONSULATE HEALTH CARE OF SARASOTA	1	108			109
AU HEALTH		93	16	15%	109
CAREMOUNT MEDICAL - PATHOLOGY		105	4	4%	109
Riviera Health Resort		108	1	1%	109
EMERALD COAST BEHAVIORAL HOSPITAL		103	6	6%	109
MINUTECLINIC DIAGNOSTIC OF SOUTH CAROLINA, LLC		89	20	18%	109
ASHRAF MEDICAL GROUP PLLC DBA PULSE MD		105	3	3%	108
North Lake Care Center		107	1	1%	108
PALM BAY HOSPITAL			108	100%	108
EVANS HEALTH CARE		106	2	2%	108
BAY VIEW HEALTHCARE		85	22	21%	107
WHITE PLAINS HOSPITAL CENTER LAB		103	4	4%	107
NAVY HOSPITAL			107	100%	107
Ocala Oaks Rehabilitation Center		101	6	6%	107
MENORAH HOUSE		106	1	1%	107
325TH MEDICAL GROUP		87	19	18%	106
ELMCROFT OF BELLA VITA		98	8	8%	106
HEART OF FLORIDA REGIONAL MED CTR		35	71	67%	106
BROOKDALE CANOPY OAKS		74	32	30%	106
NORTH FLORIDA EVALUATION AND TREATMENT CENTER	2	99	5	5%	106
BAPTIST MEDICAL CENTER SOUTH		84	22	21%	106
TOTAL CARE PLUS LLC			106	100%	106
EXPRESS DOCS LLC		11	95	90%	106

# COVID-19: testing by laboratory

Data through Apr 28, 2021 verified as of Apr 29, 2021 at 09:25 AM

Data in this report are provisional and subject to change.

The numbers in the table below represent the number of Florida and non-Florida residents for whom test results were received by the Department of Health. A person can be tested by more than one laboratory and can have both positive and negative results. **Therefore, the sum of the numbers in each column will be larger than the total number of people tested.**

Reporting lab	Inconclusive	Negative	Positive	Percent positive	Total
Cross Landings Health and Rehabilitation		101	4	4%	105
MEDICAL CONSULTANTS OF FLORIDA DBA	1	90	14	13%	105
DOCTORS CENTER PA,THE		90	15	14%	105
MAJESTIC OAKS		102	3	3%	105
ST PETERSBURG PEDIATRICS-SEMINOLE		92	13	12%	105
PREDICTIVE LABORATORIES, INC	1	90	13	13%	104
EAST RIDGE RETIREMENT VILLAGE INC		104			104
GRANDE, THE□	2	98	4	4%	104
VISTA MANOR		92	12	12%	104
VILLAGES VA CBOC	2	96	6	6%	104
LECONTE MEDICAL CENTER LAB		85	19	18%	104
AFTER HOURS PEDIATRICS			104	100%	104
PEDIATRIC CARE CENTER- JACKSONVILLE BEACH		75	29	28%	104
ORLANDO LUTHERAN TOWERS ASSISTED LIVING		104			104
TREASURE COAST PEDIATRICS PA		97	6	6%	103
PORT CHARLOTTE REHABILITATION CENTER		89	14	14%	103
ST MARK ASSISTED LIVING CENTER	1	90	12	12%	103
MIAMI BEACH COMMUNITY HEALTH CENTER		2	101	98%	103
COLONY CARE CENTER		87	16	16%	103
KALEIDA HEALTH CENTER FOR LABORATORY		97	6	6%	103
HENNEPIN HEALTHCARE LABORATORY		102			102
PruittHealth Fleming Island		87	15	15%	102
SUNSHINE GARDENS		101	1	1%	102
MACADAMS HOME HEALTH AGENCY		100	1	1%	101
CCS - BROWARD COUNTY JAIL		94	7	7%	101
BROOKDALE VERO BEACH SOUTH AL		101			101
HAWTHORN HOUSE□		87	14	14%	101
NORTH CENTRAL BRONX HOSPITAL		96	5	5%	101
GRACE MEDICAL HOME		83	18	18%	101
PUBLIC SQUARE PHARMACY LLC		79	21	21%	100
Consulate Health Care of Port Charlotte		98	2	2%	100
RARITAN BAY PERTH AMBOY		91	9	9%	100
GLOBAL CENTRAL LABS AT PPD	2	88	10	10%	100
DOUGLAS T JACOBSON STATE VETERANS HOME		100			100
EMERALD COAST CENTER		96	4	4%	100
CENTRAL FLORIDA HEALTH CARE		47	53	53%	100
DEVANSH LAB WERKS INC		79	20	20%	99
Consulate Health Care of Jacksonville		85	14	14%	99
PLAZA OF HALLANDALE BEACH		98			98
VALLEY MEDICAL CENTER		91	7	7%	98
URINEGOODHANDS LLC		96	2	2%	98
KORGENE LAB	1	28	69	70%	98
LANDMARK, THE		48	50	51%	98
FLORIDA COMMUNITY HEALTH CENTERS INC			98	100%	98
PENNSYLVANIA DEPT OF HEALTH		21	77	79%	98
SEMINOLE COUNTY HEALTH DEPARTMENT		79	19	19%	98
ST JOSEPHS HOSPITAL SOUTH HOSPITAL		1	96	99%	97

# COVID-19: testing by laboratory

Data through Apr 28, 2021 verified as of Apr 29, 2021 at 09:25 AM

Data in this report are provisional and subject to change.

The numbers in the table below represent the number of Florida and non-Florida residents for whom test results were received by the Department of Health. A person can be tested by more than one laboratory and can have both positive and negative results. **Therefore, the sum of the numbers in each column will be larger than the total number of people tested.**

Reporting lab	Inconclusive	Negative	Positive	Percent positive	Total
RIDGEWOOD DIAGNOSTIC LABORATORY		92	5	5%	97
WINDSOR OAKS		96	1	1%	97
MINNESOTA TWINS		92	5	5%	97
HEALTH CENTERS AT BRENTWOOD		96	1	1%	97
HUNTSVILLE HOSPITAL LABORATORY		71	26	27%	97
LAFAYETTE NURSING AND REHABILITATION CENTER		95	2	2%	97
ARBOR TRAIL		77	20	21%	97
PRIMECARE AT TWIN LAKES		2	95	98%	97
SUPERIOR RESIDENCES OF LECANTO		82	15	15%	97
HURLBURT FIELD CLINIC		39	58	60%	97
LABFIRST - DEPARTMENT OF PATHOLOGY		92	4	4%	96
BAYSHORE MEMORY CARE		96			96
QPS, LLC		93	3	3%	96
WE SCREEN LLC		92	4	4%	96
MARKET STREET VIERA		95	1	1%	96
PEDIATRIC ASSOCIATES ORLANDO		82	14	15%	96
CHILDRENS CLINIC		44	51	54%	95
ENCOMPASS HEALTH REHABILITATION HOSPITAL OF LARGO		92	3	3%	95
ADVENT HEALTH CENTRA CARE - EAST ORLANDO		65	30	32%	95
JOHN KNOX VILLAGE OF FLORIDA ALF	1	90	4	4%	95
THE TERRACE OF KISSIMMEE		80	15	16%	95
WALGREENS CO		85	10	11%	95
CROSS CITY REHABILITATION AND HEALTH CARE CENTER		72	23	24%	95
DIAGNOSTIC SOLUTIONS		3	91	97%	94
GOLFCREST HEALTHCARE CENTER		94			94
ADVENT HEALTH CENTRA CARE - WATERMAN		79	15	16%	94
Conway Lakes Health and Rehabilitation Center		93	1	1%	94
BRIDGEVIEW CENTER LLC		81	13	14%	94
A COUNTRY PLACE ASSISTED LIVING FACILITY		92	2	2%	94
SIGNATURE HEALTHCARE OF MIDDLEBURG		92	2	2%	94
ERIE COUNTY MEDICAL CTR CLINICAL LABS		90	4	4%	94
GUIDEWELL EMERGENCY MEDICINE DOCTORS LLC		59	35	37%	94
CRESTVIEW URGENT CARE		19	75	80%	94
EAST ALABAMA MEDICAL CENTER LABORATORY		82	12	13%	94
STONY BROOK UNIVERSITY MEDICAL CENTER		80	14	15%	94
TREASURE COAST URGENT & FAMILY CARE		59	34	37%	93
LPG PRIMARY CARE AT SURFSIDE		81	12	13%	93
PRESERVE AT PALM AIRE	3	90			93
PANIRA HEALTHCARE CLINIC		2	91	98%	93
KINDRED AT HOME		84	9	10%	93
ENCOMPASS HEALTH REHABILITATION HOSPITAL		93			93
NEW SMYRNA BEACH URGENT CARE			93	100%	93
CATHOLIC HEALTH SYSTEM DEPT LABORATORY		89	4	4%	93
ROSECASTLE AT DELANEY CREEK		92	1	1%	93
Baldwin Pediatrix		81	11	12%	92
PM PEDIATRICS		79	13	14%	92
BARRY UNIVERSITY STUDENT HEALTH SERVICES		52	40	43%	92

# COVID-19: testing by laboratory

Data through Apr 28, 2021 verified as of Apr 29, 2021 at 09:25 AM

Data in this report are provisional and subject to change.

The numbers in the table below represent the number of Florida and non-Florida residents for whom test results were received by the Department of Health. A person can be tested by more than one laboratory and can have both positive and negative results. **Therefore, the sum of the numbers in each column will be larger than the total number of people tested.**

Reporting lab	Inconclusive	Negative	Positive	Percent positive	Total
CALADIUM PEDIATRICS		79	13	14%	92
SMS DO PA		78	14	15%	92
Gulfport Rehabilitation Center		89	3	3%	92
DAVITA LABORATORY		69	23	25%	92
CATHOLIC HEALTH SERVICES REGIONAL LAB		84	8	9%	92
GRAND OAKS OF JENSEN BEACH LLC□		90	2	2%	92
PROMEDICA SENIOR LIVING		86	5	5%	91
CENTURY CENTER FOR REHABILITATION & HEALING		73	18	20%	91
SUN CLINICAL LABORATORIES		90	1	1%	91
SONORAN DESERT PATHOLOGY ASSOCIATES		3	88	97%	91
LAKE GIBSON VILLAGE, LLC		88	3	3%	91
HERON CLUB AT PRESTANCIA		89	2	2%	91
COOPER FAMILY MEDICAL PLLC		71	20	22%	91
MAGNOLIA DIAGNOSTIC		2	89	98%	91
AVERO DIAGNOSTICS		67	24	26%	91
BAHIA OAKS LODGE		85	6	7%	91
LAKELAND REGIONAL HEALTH GATEWAY CENTER		65	26	29%	91
DEBARY HEALTH AND REHABILITATION CENTER		88	3	3%	91
FLORIDA PEDIATRIC GROUP		31	60	66%	91
Lanier Rehab		64	26	29%	90
MANATEE COUNTY JAIL		89	1	1%	90
PARK OF THE PALMS INC		89	1	1%	90
MEDRITE URGENT CARE		76	14	16%	90
KEYS MEDICAL GROUP			90	100%	90
Winter Garden Rehab and Nursing Facility		79	11	12%	90
ALTAMONTE PEDIATRIC ASSOCIATES		31	59	66%	90
MD 365 MEDICAL CARE PLLC		90			90
STUART LODGE LIVING LLC		66	23	26%	89
MIAMI SHORES NURSING & REHAB		89			89
ATRIUM AT LIBERTY PARK□		85	4	4%	89
NORTH FLORIDA SPINE AND WELLNESS		69	20	22%	89
ARLINGTON OF NAPLES INC, THE		89			89
FREEDOM INN AT TARPON SPRINGS		82	7	8%	89
SHERMAN-ABRAMS LABORATORY INC		82	7	8%	89
Winter Park Care and Rehab		88	1	1%	89
GOOD HEARTS COVID TESTING		46	43	48%	89
EVENTEST, LLC		87	2	2%	89
PERSONAL PEDIATRICS		78	11	12%	89
ST VINCENT'S BIRMINGHAM		81	7	8%	88
VANDERBILT UNIVERSITY MEDICAL CENTER		79	9	10%	88
INFINITY BIOLOGIX LLC OAKDALE		83	5	6%	88
ACE BIOMEDICAL LABS LLC		74	14	16%	88
JENNIFER J CHIAVETTA-GRLSANTI DC		71	17	19%	88
BISHOP GRADY VILLAS		86	2	2%	88
JERICOHO URGENT CARE		84	4	5%	88
BAYLOR GENETICS		75	13	15%	88
GOVERNOR'S CREEK HEALTH & REHABILITATION		87	1	1%	88

# COVID-19: testing by laboratory

Data through Apr 28, 2021 verified as of Apr 29, 2021 at 09:25 AM

Data in this report are provisional and subject to change.

The numbers in the table below represent the number of Florida and non-Florida residents for whom test results were received by the Department of Health. A person can be tested by more than one laboratory and can have both positive and negative results. **Therefore, the sum of the numbers in each column will be larger than the total number of people tested.**

Reporting lab	Inconclusive	Negative	Positive	Percent positive	Total
INSTITUTE OF PATHOLOGY KINGS COUNTY		84	3	3%	87
CLYDE E LASSEN STATE VETERANS NURSING HOME		62	25	29%	87
PACIFIC ANALYTICS			87	100%	87
Summit Medical Group, Pa Dba Citymd		80	7	8%	87
PLYMOUTH HOME FOR ADULTS, INC.	8	78	1	1%	87
NAPHCARE INC		81	6	7%	87
BRANDON HEALTH AND REHABILITATION CENTER	1	85	1	1%	87
EISENHOWER ARMY MEDICAL CENTER		80	7	8%	87
UNIVERSITY OF NEW MEXICO HOSPITAL		87			87
SUWANNEE COUNTY SHERIFF OFFICE		84	3	3%	87
BRILLIANCE ASSISTED LIVING		69	17	20%	86
CVS MINUTE CLINIC		3	83	97%	86
CAREATC		3	83	97%	86
DISCOVERY VILLAGE AT THE FORUM		86			86
WALGREENS #12673		82	4	5%	86
MISIR DRUGS LLC		70	16	19%	86
SUNCOAST TECHNICAL COLLEGE SCHOOL OF HEALTH		86			86
BEACHES PEDIATRICS PA		81	5	6%	86
CHAMBREL AT ISLAND LAKE		82	4	5%	86
PENSACOLA DEVELOPMENTAL CENTER		67	19	22%	86
HUNTINGTON HOSPITAL LABORATORY		82	3	4%	85
ARBOR OAKS AT TYRONE	9	74	2	2%	85
MEDEXPRESS - BLOOMIN BRANDS		65	20	24%	85
W. FRANK WELLS NURSING HOME		84	1	1%	85
MEADOWCREST FAMILY PHYSICIANS PA	1	60	24	28%	85
ENCOMPASS HEALTH REHABILITATION HOSPITAL OF SARASOTA		84	1	1%	85
LEVY COUNTY DEPARTMENT OF HEALTH		61	24	28%	85
PRMG - EAST NAPLES	1	73	11	13%	85
JESSIE TRICE COMMUNITY HEALTH SYSTEM, INC		69	16	19%	85
MIRIMUS CLINICAL LABS	2	36	47	55%	85
PEDIATRIC SERVICES OF AMERICA INC		79	5	6%	84
LONG TERM CARE OF JAY, LLC		63	21	25%	84
NITE LITE PEDIATRICS - JACKSONVILLE		76	8	10%	84
PINES OF SARASOTA GARDEN		84			84
CONCENTRA - FT LAUDERDALE - COMMERCIAL BLVD		83	1	1%	84
CAMPBELL URGENT CARE		15	69	82%	84
MID FLORIDA PRIMARY CARE PA		69	14	17%	83
AR ANESTHESIA LLC		81	2	2%	83
LABCORP		20	63	76%	83
CVS NY4098030POCT NEW YORK		82	1	1%	83
LABCORP EMPLOYER SERVICES		82	1	1%	83
LAKE HOWELL FAMILY MEDICINE ASSOCIATES		69	14	17%	83
WALGREENS 2941		79	4	5%	83
DELCARE PA		66	17	20%	83
MEDICAL PAVILION CLINIC		65	18	22%	83
AESTHETIC ENHANCEMENTS		83			83
CANOPY ON BERRYHILL, THE		51	32	39%	83

# COVID-19: testing by laboratory

Data through Apr 28, 2021 verified as of Apr 29, 2021 at 09:25 AM

Data in this report are provisional and subject to change.

The numbers in the table below represent the number of Florida and non-Florida residents for whom test results were received by the Department of Health. A person can be tested by more than one laboratory and can have both positive and negative results. **Therefore, the sum of the numbers in each column will be larger than the total number of people tested.**

Reporting lab	Inconclusive	Negative	Positive	Percent positive	Total
1ST PRIORITY LAB SERVICES		68	15	18%	83
ROYAL CARE OF AVON PARK		80	3	4%	83
COASTAL LABORATORIES OF FLORIDA		71	11	13%	82
Lexington Health and Rehabilitation Center		82			82
HOLMES COUNTY HEALTH DEPARTMENT	1	68	13	16%	82
ST VINCENTS PRIMARY CARE		74	8	10%	82
THE PAVILION FOR HEALTH CARE		72	10	12%	82
BROWARD HEALTH MEDICAL CENTER CLINICAL LAB			82	100%	82
SANTA BARBARA CARE CENTER		59	22	27%	81
LAB		29	52	64%	81
ECOLAB GROUP		45	36	44%	81
WEST VOLUSIA FAMILY AND SPORTS MEDICINE		75	6	7%	81
BIO-TECH CLINICAL LABORATORIES		41	40	49%	81
MAIN STREET MEDICAL CENTER OF CRESTVIEW PA		58	23	28%	81
LAB PLUS, LLC AT SAINT THOMAS WEST HOSPITAL		67	14	17%	81
DAVENPORT PEDIATRICS CLERMONT PA		72	8	10%	80
BALMORAL TENANT SERVICES INC	1	43	36	45%	80
EMERGENCY PHYSICIANS MEDICAL CENTER LLC		57	23	29%	80
PANCARE HEALTH - FREEPORT CLINIC SUITE B		71	9	11%	80
SIMED LABORATORY		63	16	20%	79
CENTRAL BALDWIN IMMEDIATE CARE & FAMILY PRACTICE		61	18	23%	79
MICHAEL AKPEKE MD		70	9	11%	79
TAMPA BAY CONCIERGE DOCTOR, LLC		76	3	4%	79
EDGEWATER AT WATERMAN VILLAGE		78	1	1%	79
CBS LABS OF TAMPA LLC		3	76	96%	79
NORTH SHORE UNIVERSITY HOSPITAL LABORATORY		72	7	9%	79
CENTRAL FLORIDA PEDIATRICS		38	41	52%	79
VETERANS AFFAIRS MEDICAL CENTER - PALO ALTO		28	51	65%	79
NEW MEXICO STATE PUBLIC HEALTH DIVISION		78			78
BAYCARE MEDICAL GROUP		71	7	9%	78
BREVARD HEALTH ALLIANCE INC		75	3	4%	78
BOND CLINIC PA		45	33	42%	78
LAKE MORTON PLAZA☐		75	3	4%	78
GRAND ST PAUL CVS		76	2	3%	78
THE TRADITION OF THE PALM BEACHES		76	2	3%	78
PRODUCTION HEALTH SAFETY MANAGEMENT		76	2	3%	78
THE GOOD SHEPARDS OF DELAND-WEST		76	1	1%	77
PALM RIVER COMMUNITY HEALTH CENTER		68	9	12%	77
ORANGE CITY NURSING AND REHAB		75	2	3%	77
LAKE CITY VA MEDICAL CENTER			77	100%	77
BENTLEY CARE CENTER		77			77
DOH-WEST PALM BEACH BRANCH LABORATORY		3	74	96%	77
HEALTH FIRST - PALM BAY HOSPITAL		2	75	97%	77
NOMI HEALTH LAB SERVICES LLC		8	69	90%	77
MULBERRY CARE CENTER		67	10	13%	77
WALGREENS 9627		71	6	8%	77
STONY BROOK SOUTHAMPTON		75	2	3%	77

# COVID-19: testing by laboratory

Data through Apr 28, 2021 verified as of Apr 29, 2021 at 09:25 AM

Data in this report are provisional and subject to change.

The numbers in the table below represent the number of Florida and non-Florida residents for whom test results were received by the Department of Health. A person can be tested by more than one laboratory and can have both positive and negative results. **Therefore, the sum of the numbers in each column will be larger than the total number of people tested.**

Reporting lab	Inconclusive	Negative	Positive	Percent positive	Total
PROMEDICA LABORATORIES		21	55	72%	76
ASSOCIATED CLINICAL LABORATORIES		68	8	11%	76
S-H THIRTY-FIVE OPCO- PORT ST LUCIE, LLC	1	75			76
JACOBI MEDICAL CENTER		71	5	7%	76
CLINICAL PATHOLOGY ASSOCIATES-SONIC REFERENCE LAB		76			76
WINDSOR REFLECTIONS		75	1	1%	76
ROCKLEDGE REGIONAL MEDICAL CENTER		36	40	53%	76
SUNCOAST OPTIMAL WELLNESS		23	53	70%	76
BENTLEY VILLAGE II		67	9	12%	76
WORLD OF PEDIATRICS LLC		68	8	11%	76
GEORGE E WEEMS MEMORIAL HOSPITAL LAB		63	13	17%	76
PANCARE HEALTH - MALONE CLINIC		69	7	9%	76
MOBILE PHYSICIAN SERVICES INC		68	8	11%	76
DYNAMIC MEDICAL USA			76	100%	76
LAKE SHERIFF		57	19	25%	76
BioReference Laboratories, Inc		9	66	88%	75
ARTHREX MEDICAL CENTER		44	31	41%	75
ELLKAY HEALTHCARE DATA PLUMBERS	52	19	4	5%	75
BARNETT PARK☐		2	73	97%	75
ADVENTHEALTH EXPRESSCARE		45	30	40%	75
WATERCREST ST LUCIE WEST	1	69	5	7%	75
BROWARD HEALTH MEDICAL CENTER		3	72	96%	75
FLORIDA MEDICAL CLINIC PA		51	24	32%	75
BROOKDALE OVIEDO		72	2	3%	74
NORTH FLORIDA PEDIATRICS		57	17	23%	74
NOAH CLINICAL LABORATORY		63	11	15%	74
OAK MANOR NURSING HOME		70	4	5%	74
GV NAPLES OPCO, LLC		73	1	1%	74
SOS MOBILE MEDICAL CARE LLC		62	12	16%	74
LUTHERAN HAVEN ASSISTED LIVING		74			74
SCOTT LAKE HEALTH AND REHABILITATION CENTER		71	3	4%	74
BOND CLINIC DR ELDEEB		37	37	50%	74
EC OPCO PENSACOLA, LLC		73	1	1%	74
THOMAS INTERNAL MEDICINE		61	12	16%	73
MED EXPRESS		6	67	92%	73
DISCOVERY VILLAGE AT PALM BEACH GARDENS		71	2	3%	73
EVIVIA		70	3	4%	73
ROSECASTLE OF JACKSONVILLE LLC		72	1	1%	73
MD LABS		46	27	37%	73
SIMEDHEALTH LLC		62	11	15%	73
CONSULATE HEALTH CARE - LAKE MARY		72	1	1%	73
HARMONY CLINIC		1	72	99%	73
TITUSVILLE FAMILY PRACTICE		17	56	77%	73
FLORIDA MEDICAL CLINIC - MULTI SPECIALTY CAMPUS		35	37	51%	72
CRAIG BERGER MD PL D/B/A BAY AREA EYE INSTITUTE		72			72
HAVEN OF OUR LADY OF PEACE		72			72
TOWERS HOME CARE☐		68	4	6%	72

# COVID-19: testing by laboratory

Data through Apr 28, 2021 verified as of Apr 29, 2021 at 09:25 AM

Data in this report are provisional and subject to change.

The numbers in the table below represent the number of Florida and non-Florida residents for whom test results were received by the Department of Health. A person can be tested by more than one laboratory and can have both positive and negative results. **Therefore, the sum of the numbers in each column will be larger than the total number of people tested.**

Reporting lab	Inconclusive	Negative	Positive	Percent positive	Total
OCOEE PEDIATRICS		64	8	11%	72
ORTHOPAEDIC SURGERY CENTER		72			72
MICHAEL A VENAZIO MD		68	4	6%	72
REHAB AND HEALTHCARE CENTER OF CAPE CORAL		72			72
AMMON LABS		61	10	14%	71
CL BRUMBACK PRIMARY CARE CLINICS		17	54	76%	71
INN AT ASTON GARDENS AT PELICAN POINTE,THE		67	4	6%	71
INDIGO MANOR☐		22	49	69%	71
ADVANCED LAB		67	4	6%	71
ADVENT HEALTH - LAKE MARY		61	10	14%	71
Salerno Bay Health & Rehabilitation Center		61	10	14%	71
STERLING HOUSE OF TALLAHASSEE	3	62	6	8%	71
ISLAND COAST PEDIATRICS		62	8	11%	70
CP/AIG PENSACOLA DEVELOPMENT LLC		67	3	4%	70
SUNCOAST COMMUNITY HEALTH CENTERS PEDIATRICS		21	49	70%	70
SUMMIT AT VENICE	2	63	5	7%	70
USF HEALTH MORSANI CENTER		5	65	93%	70
Highlands Regional Hospital		63	7	10%	70
SUMTER PEDIATRICS		65	5	7%	70
DEVELOPMENTAL DISABILITIES DEFENDANT PROGRAM		68	2	3%	70
MINUTECLINIC DIAGNOSTIC OF NEW JERSEY		62	8	11%	70
ALL CARE URGENT CARE			70	100%	70
FAST PACE MEDICAL CLINIC, PLLC		59	11	16%	70
MEMORIAL MANOR		69			69
SAN JOSE SENIOR CARE LLC	1	43	25	36%	69
MINUTECLINIC DIAGNOSTIC OF KANSAS, PA		60	9	13%	69
Stratford Court of Palm Harbor		59	10	14%	69
LINCOLN MEDICAL AND MENTAL HEALTH CENTER		66	3	4%	69
PLANTATION GENERAL HOSPITAL CLINICAL LAB		26	43	62%	69
PARKSIDE INN	3	64	2	3%	69
JOHN D ARCHBOLD MEMORIAL HOSPITAL		66	3	4%	69
HERITAGE HEALTHCARE AND REHABILITATION CENTER		69			69
AEL- MEMPHIS		17	51	75%	68
ATLAN		60	8	12%	68
BIG BOCA SMILES LLC☐		66	2	3%	68
NORTH FLORIDA PEDIATRICS - JACKSONVILLE		62	6	9%	68
LEE COMMUNITY HEALTHCARE - LEHIGH		58	10	15%	68
NORTHWESTERN UNIVERSITY CORP		67	1	1%	68
NORTH FLORIDA PHARMACY		61	7	10%	68
CLEARWATER PAIN MANAGEMENT ASSOCIATES		66	2	3%	68
CAMP BOGGY CREEK		67	1	1%	68
WILSON MEMORIAL REGIONAL MEDICAL CENTER		64	4	6%	68
KESHAV RX LLC		55	13	19%	68
LEE MEMORIAL HEALTH SYSTEM D/B/A LEE COMMUNITY		62	6	9%	68
GENPATH			68	100%	68
SOMERBY OF SANTA ROSA BEACH		58	9	13%	67
INTERNAL MEDICINE ASSOCIATES PA		62	5	7%	67

# COVID-19: testing by laboratory

Data through Apr 28, 2021 verified as of Apr 29, 2021 at 09:25 AM

Data in this report are provisional and subject to change.

The numbers in the table below represent the number of Florida and non-Florida residents for whom test results were received by the Department of Health. A person can be tested by more than one laboratory and can have both positive and negative results. **Therefore, the sum of the numbers in each column will be larger than the total number of people tested.**

Reporting lab	Inconclusive	Negative	Positive	Percent positive	Total
MEASE MANOR INC		63	4	6%	67
FLORIDA HEALTH CARE		8	59	88%	67
SAFARI PEDIATRICS PA		65	2	3%	67
BOND AND STEELE CLINIC, PA		53	14	21%	67
HEARTLAND PEDIATRIC ASSOCIATES		56	11	16%	67
SAMFORD UNIVERSITY HEALTH SERVICES		66	1	1%	67
PANCARE HEALTH - JACKSON COUNTY		56	11	16%	67
LPG PRIMARY CARE AT PINE ISLAND		54	13	19%	67
MEDEX MEDICAL EXPRESS OF PALATKA			66	100%	66
NEMOURS CHILDRENS PRIMARY CARE OVIEDO		51	15	23%	66
AMERICAN FAMILY MEDICAL		53	13	20%	66
ADVENT HEALTH - PALM COAST		2	64	97%	66
PREMIUM HEALTH SERVICES OF TAMPA BAY LLC		40	26	39%	66
OKEECHOBEE URGENT CARE		17	49	74%	66
ADVENT HEALTH CENTRA CARE - WINTER GARDEN		20	46	70%	66
VETERANS AFFAIRS MEDICAL CENTER - GULF COAST		27	39	59%	66
NXGEN MDX		20	45	69%	65
BROOKDALE CENTRE POINTE	1	64			65
WADSWORTH HEALTH CENTER		62	3	5%	65
HERNANDO COUNTY FIRE RESCUE DISTRICT		31	34	52%	65
ST JOSEPHS CHILDRENS OUTREACH		1	64	98%	65
OUT OF STATE		40	25	38%	65
CORAL GABLES HOSPITAL			65	100%	65
TROY REGIONAL MEDICAL CENTER		54	11	17%	65
HORIZON ALF		64	1	2%	65
EAST HILL PHARMACY		46	19	29%	65
ADVENTHEALTH MEDICAL GROUP MULTISPECIALTY			65	100%	65
FAMILY HEALTH CENTER		45	20	31%	65
APC PEDIATRICS AT RYE ROAD MEDICAL PARK		63	2	3%	65
ST FRANCIS HOSPITAL		57	8	12%	65
Grand Villa of Clearwater		59	6	9%	65
SUMMER VISTA ASSISTED LIVING		38	27	42%	65
PALM BAY URGENT CARE		28	37	57%	65
DOT DOC SARASOTA		58	6	9%	64
ORLANDO CLINICAL RESEARCH CENTER		61	3	5%	64
LPG CONVENIENT CARE AT PINE ISLAND ROAD		58	6	9%	64
AHMG SURGICAL SPECIALIST		64			64
MINUTECLINIC DIAGNOSTIC OF HAWAII LLC		57	7	11%	64
NORTH FLORIDA MEDICAL CENTER		58	6	9%	64
GOLDEN POND COMMUNITIES		64			64
TRINITY AL SENIOR HOUSING LLC		45	19	30%	64
JOSEPH L MORSE GERIATRIC CENTER	2	59	3	5%	64
VIERA HEALTH AND REHABILITATION CENTER		62	2	3%	64
FLORIDA HEALTH CARE DELAND			64	100%	64
SILVER LAKE PEDIATRICS PA		57	7	11%	64
ERDOX		59	5	8%	64
BRADFORD COUNTY HEALTH DEPARTMENT		63	1	2%	64

# COVID-19: testing by laboratory

Data through Apr 28, 2021 verified as of Apr 29, 2021 at 09:25 AM

Data in this report are provisional and subject to change.

The numbers in the table below represent the number of Florida and non-Florida residents for whom test results were received by the Department of Health. A person can be tested by more than one laboratory and can have both positive and negative results. **Therefore, the sum of the numbers in each column will be larger than the total number of people tested.**

Reporting lab	Inconclusive	Negative	Positive	Percent positive	Total
GREENLEAF ALF		63	1	2%	64
URGENT CARE USA LLC		2	62	97%	64
BIOREFERENCE LABORATORIES INC		11	52	83%	63
ADVENT HEALTH - CENTRAL PASCO ER		55	8	13%	63
Bon Secours Maria Manor		57	6	10%	63
Palms at Ponte Vedra Assisted Livning and Memory Care		60	3	5%	63
MINUTECLINIC DIAGNOSTIC OF SOUTH CAROL		58	5	8%	63
DAVID POSNACK JEWISH DAY SCHOOL		63			63
CINNAMON COVE ALF		62	1	2%	63
BEEHIVE HOMES OF GULF BREEZE		47	16	25%	63
MEDI CLINIC SARASOTA INC		62	1	2%	63
NICEVILLE URGENT CARE		17	46	73%	63
MEDLOGIC LABORATORIES		3	60	95%	63
BURRY'S PHARMACY INC		38	25	40%	63
UNIVERSITY COMMUNITY HOSPITAL		54	8	13%	62
DEPT OF VA MED CENTE-WEST PALM BEACH			62	100%	62
TRINITY URGENT CARE		48	14	23%	62
TBI RESIDENTIAL SERVICES, INC.		51	11	18%	62
OVERLOOK HOSPITAL LABORATORY		57	5	8%	62
MENTAL HEALTH CARE INC		53	9	15%	62
ST CLOUD PHYSICIAN MANAGEMENT LLC DBA ST CLOUD		28	34	55%	62
LAKELAND REGIONAL HEALTH		38	24	39%	62
EVAN R SHAPIRO MD PA		62			62
EMERALD COAST HOSPICE		61	1	2%	62
CALHOUN COUNTY HEALTH DEPT		32	29	48%	61
CARE CENTERS OF NASSAU LLC MINER ROAD SOUTH		61			61
WASHINGTON REHABILITATION AND NURSING CENTER		51	10	16%	61
SUNSHINE PEDIATRICS		60	1	2%	61
ERIC C MRSHAL, MD, PC #1842		58	3	5%	61
RITECARE MED CTR H			61	100%	61
LAKE CO EMPLOYEE HEALTH AND WELLNESS CENTER		54	7	11%	61
INTERNAL MEDICINE SPECIALIST		55	6	10%	61
CDR MAGUIRE INC	1	7	53	87%	61
MICHIGAN DEPARTMENT OF HEALTH AND HUMAN SERVICES	1		60	98%	61
SIDDH INC DBA SAN CARLOS PHARMACY		56	4	7%	60
THE PRESERVE AT CLEARWATER		58	2	3%	60
CHILDREN'S HOSPITAL OF ALABAMA		59	1	2%	60
TWIN CREEKS ASSISTED LIVING & MEMORY CARE		57	3	5%	60
MAUREEN OROURKE-FUTEY			60	100%	60
GRAND AVENUE RX			60	100%	60
MARQUIS LABS, LLC		58	2	3%	60
INTERNAL LAB		50	10	17%	60
CITY OF OCALA EMPLOYEE HEALTH AND WELLNESS CENTER		53	7	12%	60
CORNERSTONE PEDIATRICS		48	12	20%	60
WAVE CREST HEALTH AND REHABILITATION CENTER		57	3	5%	60
81ST MEDICAL GROUP		28	32	53%	60
PREMISE HEALTH MIA		22	38	63%	60

# COVID-19: testing by laboratory

Data through Apr 28, 2021 verified as of Apr 29, 2021 at 09:25 AM

Data in this report are provisional and subject to change.

The numbers in the table below represent the number of Florida and non-Florida residents for whom test results were received by the Department of Health. A person can be tested by more than one laboratory and can have both positive and negative results. **Therefore, the sum of the numbers in each column will be larger than the total number of people tested.**

Reporting lab	Inconclusive	Negative	Positive	Percent positive	Total
VALENCIA HOUSE ALF		57	2	3%	59
BIOTECH		52	7	12%	59
TUKA PEDIATRICS		7	52	88%	59
CARDIOLOGY AND MEDICINE ASSOCIATES		43	16	27%	59
BIG BEND CARES, INC		51	8	14%	59
SOUTHSIDE HOSPITAL NORTHWELL HEALTH LABORATORY		50	9	15%	59
ADVENT HEALTH - MOUNT DORA		10	49	83%	59
ADVENTHEALTH MEDICAL GROUP FAMILY MEDICINE		54	5	8%	59
GRAND VILLA OF ALTAMONTE SPRINGS		52	7	12%	59
FERN PARK DEVELOPMENTAL CENTER		5	54	92%	59
STEINHATCHEE FAMILY MEDICAL CENTER	1	50	8	14%	59
BOCA BIOLISTICS LLC		46	13	22%	59
MILLENIUM PHYSICIANS GROUP		1	58	98%	59
TGH URGENT CARE POWERED BY FAST TRACK			59	100%	59
UHEALTH AT FISHER ISLAND			59	100%	59
Rehabilitation Center of the Palm Beaches		58			58
LONG ISLAND JEWISH MED CTR		52	6	10%	58
LINCOLN DIAGNOSTIC LAB		56	2	3%	58
SONATA BOCA RATON		54	4	7%	58
COOPER FAMILY MEDICAL, PLLC		48	10	17%	58
TANVIR H SHAGAR NP		51	7	12%	58
PERSONAL PEDIATRICS PA		54	4	7%	58
Margate Health and Rehabilitation Center		56	2	3%	58
SARATOGA HOSPITAL LABORATORY		52	6	10%	58
LAKE INTERNAL MEDICINE ASSOCIATES PA		51	7	12%	58
HEALTHPARK MEDICAL CTR NURSING SVC		58			58
BUECHELE DENTAL PA DBA CLERMONT FAMILY DENTISTRY		48	10	17%	58
ALEXANDER NININGER STATE VETERANS		58			58
KEY WEST MEDICAL CENTER	1	50	7	12%	58
S-H THIRTY FIVE OPCO - ORANGE CITY, LLC		48	10	17%	58
GRAND VILLA OF DEL RAY WEST		54	4	7%	58
MINUTECLINIC, LLC		51	7	12%	58
PALM BAY PEDIATRICS		38	20	34%	58
KINDRED HOSPITAL CENTRAL TAMPA BLOOD GAS	1	52	5	9%	58
VIP WALK IN CLINIC		34	23	40%	57
ALZHEIMERS CARE CENTER OF VIERA LTD		37	20	35%	57
LPG PULMONOLOGY-COCONUT POINT		49	8	14%	57
THE CANOPY AT BERRYHILL		57			57
CITYMD OF MANAHAWKIN		55	2	4%	57
ASCENSION SACRED HEART BAY LABORATORY		54	3	5%	57
KAPG FLEMING ISLAND SENIOR HOUSING OPCO LLC	1	56			57
GENESIS DERMATOLOGY		53	4	7%	57
ALL AMERICAN URGENT CARE			57	100%	57
TRADITIONAL HOME HEALTH OF PALM BEACH INC		55	2	4%	57
MALCOM RANDALL DEPT OF VAMC			57	100%	57
BAYOU GARDENS DUNEDIN LLC		57			57
FINLAY CLINICAL LABORATORY		20	37	65%	57

# COVID-19: testing by laboratory

Data through Apr 28, 2021 verified as of Apr 29, 2021 at 09:25 AM

Data in this report are provisional and subject to change.

The numbers in the table below represent the number of Florida and non-Florida residents for whom test results were received by the Department of Health. A person can be tested by more than one laboratory and can have both positive and negative results. **Therefore, the sum of the numbers in each column will be larger than the total number of people tested.**

Reporting lab	Inconclusive	Negative	Positive	Percent positive	Total
VPA PC LAB		48	8	14%	56
TIFFANY HALL NURSING AND REHAB		44	12	21%	56
CENTRA CARE – LAKE NONA		6	50	89%	56
HIALEAH HOSPITAL RESPIRATORY DEPT			56	100%	56
PATHOLOGY CONSULTANTS OF NEW MEXICO		56			56
Heritage Park Care and Rehabilitation		56			56
EAGLES WATCH CLUSTER		47	9	16%	56
PIERCE INSTRUMENTS INC		54	2	4%	56
SPRING MANOR ASSISTED LIVING		56			56
ORLANDO COVID TEST , LLC		49	7	13%	56
EAST CENTRAL FLORIDA OUTPATIENT IMAGING		44	12	21%	56
ATRIA PARK OF LAKE FOREST (WG HERITAGE LF LLC)		54	2	4%	56
PENNSYLVANIA DEPARTMENT OF HEALTH BUREAU OF LABORATORIES			55	100%	55
KENDALL REGIONAL MEDICAL CENTER LAB	3		52	95%	55
CAPE REGIONAL MEDICAL CENTER		52	3	5%	55
SONATA HUNTERS CREEK		47	8	15%	55
NITE LITE PEDIATRICS - PORT ST. LUCIE		46	9	16%	55
LONG ISLAND UNIVERSITY - POST CAMPUS		50	5	9%	55
GENTIVA HEALTH SERVICES CERTIFIED INC		52	3	5%	55
WEST ISLIP URGENT CARE		50	5	9%	55
CAREATC INC BRANDON	13	39	3	5%	55
HOLY NAME HOSPITAL LABORATORY		53	2	4%	55
PREMIER MEDICAL ASSOCIATES ALL FLORIDA LLC		54	1	2%	55
Jupiter Medical Center Pavilion		54	1	2%	55
CLERMONT HEALTH AND REHAB		40	14	26%	54
UNITED LABORATORY SERVICES CORPORATION		38	16	30%	54
CERTUS MTD OPCP LLC		52	2	4%	54
GROWING TOGETHER PEDIATRICS, LLC		48	6	11%	54
FAMILY EXTENDED CARE OF PUNTA GORDA		54			54
CAMBRIDGE SECURITY SERVICES		51	3	6%	54
ADVENT HEALTH EXPRESS CARE		6	48	89%	54
NEW YORK PRESBYTERIAN - QUEENS DIAGNOSTIC		50	4	7%	54
MIAMI CLINICAL RESEARCH CORP		12	42	78%	54
ST. CLOUD MEDICAL GROUP		54			54
FUTURE PEDIATRICS		51	3	6%	54
SARASOTA CO. HEALTH DEPT # 58		40	14	26%	54
JUNIPER VILLAGE AT NAPLES		53	1	2%	54
OPTUMCARE SOUTH FLORIDA, LLC		46	8	15%	54
APOLLOMDX LABS		32	22	41%	54
UNIVERSITY OF WEST FLORIDA, THE		52	1	2%	53
ORCHID COVE AT DAYTONA		45	8	15%	53
SOMERSET			53	100%	53
ST ANTHONYS PRIMARY CARE LLC/JACKSON STREET			53	100%	53
ADVANCE URGENT CARE CENTER, LLC		11	42	79%	53
QUOTIENT SCIENCES LABS LLC			53	100%	53
WALGREENS #05625		48	5	9%	53
JFK MEDICAL CENTER NORTH LAB		1	52	98%	53

# COVID-19: testing by laboratory

Data through Apr 28, 2021 verified as of Apr 29, 2021 at 09:25 AM

Data in this report are provisional and subject to change.

The numbers in the table below represent the number of Florida and non-Florida residents for whom test results were received by the Department of Health. A person can be tested by more than one laboratory and can have both positive and negative results. **Therefore, the sum of the numbers in each column will be larger than the total number of people tested.**

Reporting lab	Inconclusive	Negative	Positive	Percent positive	Total
ROCHESTER GENERAL HOSPITAL LABORATORY		49	4	8%	53
HOME CARE PHARMACY		53			53
LIGHTHOUSE PEDIATRICS OF NAPLES		47	6	11%	53
ALLIANCE COMMUNITY FOR RETIREMENT LIVING		53			53
BARNES HEALTHCARE OF FLORIDA LLC		49	4	8%	53
Osprey Point Nursing Center		51	2	4%	53
MISSION OAKS ASSISTED LIVING □		51	2	4%	53
LITTLE NECK URGENT CARE		51	2	4%	53
TGH URGENT CARE - RIVERVIEW			53	100%	53
ENCOMPASS HEALTH REHABILITATION OF ALTAMONTE		47	5	10%	52
SNH BRFL TENANT LLC	2	50			52
PHILLIPPE RIDGE		40	12	23%	52
CARE 4 U MANAGEMENT, INC			52	100%	52
ADVENT HEALTH - LAKE WALES		40	12	23%	52
Citymd Of Toms River		45	7	13%	52
ADVENT HEALTH		49	3	6%	52
THE MEDICAL GROUP OF SOUTH FLORIDA INC		46	6	12%	52
CONCENTRA URGENT CARE		48	4	8%	52
MINUTECLINIC DIAGNOSTIC OF NORTH CAROLINA		50	2	4%	52
SUNSHINE PEDIATRICS OF CENTRAL FLORIDA PL		49	3	6%	52
WALGREENS #10373		49	2	4%	51
AMELIA ASSISTED LIVING FACILITY		51			51
LMH SKILLED NURSING UNIT		51			51
NORTH CAROLINA DEPARTMENT OF HEALTH & HUMAN SERVICES	1		50	98%	51
REOPEN DIAGNOSTICS			51	100%	51
GULFVIEW MEDICAL INSTITUTE		51			51
MINUTECLINIC DIAGNOSTIC MEDICAL GROUP		47	4	8%	51
FELICIDAD MEDICAL CENTER		5	46	90%	51
SOUTH CAROLINA DEPT OF HEALTH AND ENVIRONMENT CONTROL		11	40	78%	51
SOUTHEAST ALABAMA MEDICAL CENTER			51	100%	51
MARIANNA HEALTH AND REHABILITATION CENTER		50	1	2%	51
QHC UPSTATE MEDICAL PC		42	9	18%	51
SOUTH FLORIDA BAPTIST HOSPITAL			51	100%	51
INN AT THE FOUNTAINS, THE		34	17	33%	51
LPG PEDIATRICS AT PAGE FIELD		50	1	2%	51
PROFESSIONAL PEDIATRICS		49	2	4%	51
WALGREEN		37	14	27%	51
AVANTE ST CLOUD		48	3	6%	51
IMA MEDICAL CENTER		34	17	33%	51
NIGHT LITE PEDIATRICS CENTER LLC		10	40	80%	50
COURTYARD GARDENS OF BOYNTON BEACH, LLC		47	3	6%	50
PORT ST. LUCIE - ZAXBY'S		50			50
MILLENIA ADVANCED SCIENTIFIC LLC			50	100%	50
WELLMED AT NEW TAMPA		38	12	24%	50
HIGHLANDS COUNTY FIRE RESCUE		50			50
DHMD		50			50
BLUE SPRINGS SURGERY CENTER		50			50

# COVID-19: testing by laboratory

Data through Apr 28, 2021 verified as of Apr 29, 2021 at 09:25 AM

Data in this report are provisional and subject to change.

The numbers in the table below represent the number of Florida and non-Florida residents for whom test results were received by the Department of Health. A person can be tested by more than one laboratory and can have both positive and negative results. **Therefore, the sum of the numbers in each column will be larger than the total number of people tested.**

Reporting lab	Inconclusive	Negative	Positive	Percent positive	Total
ARCPPOINT LABS OF WEST PALM BEACH		9	41	82%	50
CARE ATC - ANDES			50	100%	50
GRAMERCY PARK URGENT CARE		48	2	4%	50
BASSETTI MEDICAL RESEARCH INC		35	15	30%	50
SUNSHINE ASSISTED LIVING		50			50
HILA BECKERMAN MD LLC	1	45	4	8%	50
BETHUNE-COOKMAN UNIVERSITY		32	18	36%	50
PRACTICE MANAGEMENT OF AMERICA, INC.		7	43	86%	50
RAINBOW PEDIATRICS PC LLC / BREAKFAST POINT		39	11	22%	50
POPLAR HEALTHCARE PLLC	1	11	38	76%	50
BENTON HOUSE OF PORT ORANGE		44	6	12%	50
IMMEDIATE CARE PA		46	4	8%	50
ALLEGRO		47	2	4%	49
NORTHBROOK CENTER FOR☐		47	2	4%	49
Guardian Care Nursing and Rehabilitation Center		49			49
ADVENTIST HEALTH SYSTEM FLORIDA		34	15	31%	49
DOH		23	26	53%	49
CDR MAGUIRE - MIAMI BEACH CC MISSION 17388		2	47	96%	49
SOLARIS SENIOR LIVING NORTH NAPLES		48	1	2%	49
BAY STREET PHARMACY☐		44	5	10%	49
LEE PHYSICIAN GROUP COLLEGE POINT		48	1	2%	49
ALWAYS BEST CARE SENIOR SERVICES		44	5	10%	49
S-H THIRTY FIVE OPCO - LUTZ, LLC		48	1	2%	49
PINES NURSING HOME		47	2	4%	49
HEALTH FIRST - CAPE CANAVERAL HOSPITAL		1	48	98%	49
FHMG_CTR FOR SENIOR HEALTH		44	5	10%	49
USF		1	48	98%	49
SOFT CELL LABORATORIES		45	4	8%	49
MADISON COUNTY MEMORIAL HOSPITAL LABORATORY		15	34	69%	49
EMPLOYEE WELLNESS PA		32	17	35%	49
BAY CENTER HURRICANE SHELTER		48			48
COURTYARD GARDENS OF JUPITER		48			48
PREMIER MEDICAL ASSOCIATES		46	2	4%	48
BAPTIST URGENT CARE		44	4	8%	48
SOMA MEDICAL CENTER PA #3		10	38	79%	48
ROADS PEDIATRICS,LLC		45	3	6%	48
GRAND OAKS OF PALM CITY LLC☐	1	41	6	13%	48
BITTINGS APOTHECARY INC		42	6	13%	48
PREMIER COMMUNITY HEALTHCARE GROUP INC		46	2	4%	48
ISLAND URGENT CARE PLLC		44	4	8%	48
THE TERRACE OF JACKSONVILLE		3	45	94%	48
LYSTER ACH FT RUCKER AL		45	3	6%	48
SEWANEE MOLECULAR DIAGNOSTICS LABORATO		48			48
NAPLES PEDIATRICS INC☐		43	5	10%	48
HERNANDO ENDOSCOPY AND SURGERY CENTER		37	11	23%	48
MORTON PLANT			48	100%	48
CITY OF CAPE CORAL		37	11	23%	48

# COVID-19: testing by laboratory

Data through Apr 28, 2021 verified as of Apr 29, 2021 at 09:25 AM

Data in this report are provisional and subject to change.

The numbers in the table below represent the number of Florida and non-Florida residents for whom test results were received by the Department of Health. A person can be tested by more than one laboratory and can have both positive and negative results. **Therefore, the sum of the numbers in each column will be larger than the total number of people tested.**

Reporting lab	Inconclusive	Negative	Positive	Percent positive	Total
CAREMED INTERNAL MEDICINE		30	18	38%	48
INTERCOASTAL MEDICAL GROUP		2	46	96%	48
Casa Mora Rehabilitation & Extended Care		45	2	4%	47
URGENT CARE & WELLNESS CENTER		15	32	68%	47
ROYAL PALM SENIOR RESIDENCE		47			47
INTERLAB		1	46	98%	47
PANCARE HEALTH - BAY COUNTY - YOUNGSTOWN		42	5	11%	47
NAVARRE GARDENS		41	6	13%	47
COMPLETE HOME CARE OF THE PALM BEACHES LLC		43	4	9%	47
FAMILY EXTENDED CARE OF WINTER HAVEN		45	2	4%	47
THE PALMS PHARMACY, INC		44	3	6%	47
POINTE AT NEW PORT PLACE,THE		47			47
RESIDENTIAL PLAZA AT BLUE LAGOON INC		43	4	9%	47
MOBILE DOC FL, LLC		29	18	38%	47
ALLIANCE OF PHYSICIANS AGAINST COVID-19		1	46	98%	47
WINTER GARDEN REHAB AND NURSING CENTER		43	4	9%	47
WELLSTAR KENNESTONE HOSPITAL		41	5	11%	46
LAKE BUTLER HOSPITAL		42	4	9%	46
NORTH FLORIDA / SOUTH GEORGIA VETERANS HEALTH SYSTEM		1	45	98%	46
MINUTECLINIC DIAGNOSTIC OF LOUISIANA		43	3	7%	46
LUTHERAN HAVEN EXTENDED CONGREGATE CAR		46			46
EAST MANATEE FAMILY	1	1	44	96%	46
HARTFORD HEALTH SERVICES LLC		46			46
SAN CARLOS PHARMACY		39	7	15%	46
THORNBURG PEDIATRICS		42	4	9%	46
EXPRESS CARE OF TAMPA BAY LLC		11	35	76%	46
WG EVERGREEN WOODS SH LLC		46			46
MULBERRY'S MOBILE PROVIDER SERVICES LLC□		29	17	37%	46
ADVENT HEALTH MEDICAL GROUP OB GYN AT		40	6	13%	46
LEE MEMORIAL HEALTH SYSTEM		41	5	11%	46
H LEE MOFFITT CANCER CENTER MICRO		46			46
WALGREENS 3145		43	3	7%	46
MID-FLORIDA PATHOLOGY, LLC		35	11	24%	46
COLLIER BLVD HMA PHYSICIAN MANAGEMENT LLC		46			46
PATRICK MANOR INCORPORATED		46			46
CVS MINUTE CLINIC DIAGNOSTIC OF NORTH CAROL		40	6	13%	46
ADVENTHEALTH MEDICAL GROUP FAMILY & INTERNAL		20	26	57%	46
KAPG ST AUGUSTINE SENIOR HOUSING OPCO LLC		37	9	20%	46
PREMIER PLACE HEALTHCARE AT THE GLENVIEW		46			46
TRICORE REF LABS - UNIV OF NM		46			46
SMH PHYSICIAN SERVICES INC		44	1	2%	45
BENTON HOUSE OF ST. JOHNS		43	2	4%	45
AVALON PARK RETIREMENT RESIDENCE		43	2	4%	45
BRP SH OPCO LLC		45			45
NEOGENOMICS LABORATORIES INC		45			45
VOLUSIA COUNTY BRANCH JAIL		1	44	98%	45
COLLIER URGENT CARE CENTERS		44	1	2%	45

# COVID-19: testing by laboratory

Data through Apr 28, 2021 verified as of Apr 29, 2021 at 09:25 AM

Data in this report are provisional and subject to change.

The numbers in the table below represent the number of Florida and non-Florida residents for whom test results were received by the Department of Health. A person can be tested by more than one laboratory and can have both positive and negative results. **Therefore, the sum of the numbers in each column will be larger than the total number of people tested.**

Reporting lab	Inconclusive	Negative	Positive	Percent positive	Total
PLAINVIEW URGENT CARE		42	3	7%	45
ADULT MEDICINE OF LAKE COUNTY INC			45	100%	45
LARA HEALTH AND WELLNESS CENTER LLC		45			45
UNION MEDICAL CARE PLLC		44	1	2%	45
STUART URGENT CARE			45	100%	45
REDI-MED WALK-IN FAMILY CARE			45	100%	45
SOUTHPORT SQUARE HARBOUR HEALTH		45			45
NEXT MOLECULAR ANALYTICS		14	31	69%	45
ST JUDE LABORATORIES		40	5	11%	45
LAKE COUNTY SCHOOLS EMPLOYEE HEALTH CENTER		32	13	29%	45
BD MEDICAL SYSTEMS		43	2	4%	45
GREENSBORO PATHOLOGY LLC		34	11	24%	45
IMA MEDICAL GROUP POINCIANA		18	27	60%	45
TNC WALK IN CLINIC		32	12	27%	44
RADIOLOGY ASSOCIATES OF VENICE AND ENGLEWOOD		42	2	5%	44
GRAND VILLA OF NEW PORT RICHEY		37	7	16%	44
TGH URGENT CARE – WESLEY CHAPEL			44	100%	44
BENTON HOUSE OF CLERMONT		44			44
PEDIATRICS OF CENTRAL FLORIDA – SAINT CLOUD	2	40	2	5%	44
LOURDES HOSPITAL INC		42	2	5%	44
UNIVERSITY BEHAVIORAL CENTER		44			44
CAREHERE LAKE SCHOOLS EMPLOYEE HEALTH CENTER		30	14	32%	44
INNOVATIVE GX LABORATORIES		37	7	16%	44
THE MERIDIAN AT BOCA RATON	1	43			44
FLORIDA HOSPITAL		28	16	36%	44
Gulf Shore Care Center		39	5	11%	44
PRINCETON VILLAGE☐		40	4	9%	44
ASHTON PLACE	3	37	4	9%	44
TRIPLE O MEDICAL SERVICES INC		41	3	7%	44
AU MEDICAL CENTER, INC	1	38	5	11%	44
EMORY CLINIC, THE		42	2	5%	44
WEISS PEDIATRIC CARE LLC		30	14	32%	44
NEUPATH DIAGNOSTICS		36	8	18%	44
FIRST CHOICE URGENT CARE		12	31	72%	43
PINELLAS INTERNAL MEDICINE ASSOCIATES	1	39	3	7%	43
NORTHSIDE HOSPITAL EMERGENCY DEPT		39	4	9%	43
BIOFIRE		11	32	74%	43
WOLFF CTR FOR CHILD & ADOLESCENT HEALTH PLLC,THE		26	17	40%	43
BRONX LEBANON HOSPITAL-MEDICAL CENTER		39	4	9%	43
WALK IN MEDICAL URGENT CARE		43			43
MAKO MEDICAL		21	22	51%	43
ENCOMPASS HEALTH REHABILITATION HOSPITAL OF PANAMA CITY		38	5	12%	43
ST LUCIE COUNTY JAIL		28	15	35%	43
DUVAL PHARMACY		32	11	26%	43
BRANCH MEDICAL CLINIC			43	100%	43
LAKE MARY KIDS CENTRA CARE		33	10	23%	43
University Hills health and Rehabilitation		33	10	23%	43

# COVID-19: testing by laboratory

Data through Apr 28, 2021 verified as of Apr 29, 2021 at 09:25 AM

Data in this report are provisional and subject to change.

The numbers in the table below represent the number of Florida and non-Florida residents for whom test results were received by the Department of Health. A person can be tested by more than one laboratory and can have both positive and negative results. **Therefore, the sum of the numbers in each column will be larger than the total number of people tested.**

Reporting lab	Inconclusive	Negative	Positive	Percent positive	Total
FLAGLER HOSPITAL INC	2		41	95%	43
COMMUNITY MEDICAL CARE CENTER INC			43	100%	43
EC OPCO TIMBERLIN PARC LLC		43			43
ORLANDO HEALTH PRIMARY CARE PEDIATRICS		39	3	7%	42
University Hospital		35	7	17%	42
WINDSOR WOODS REHAB & HEALTHCARE CTR		40	2	5%	42
STETSON UNIVERSITY STUDENT HEALTH CENTER		3	39	93%	42
SEWALLS POINT PHARMACY INC		34	8	19%	42
ATRIA WILLOW WOOD		40	2	5%	42
Atlantic Shore Nursing and Rehab		42			42
MAIMONIDES-SHALOM ACADEMY, INC		41	1	2%	42
WHITE-WILSON MEDICAL CENTER		31	11	26%	42
GRAND VILLA OF LARGO		37	5	12%	42
CARE CENTERS OF NASSAU LLC MINER ROAD NORTH		42			42
D W MCMILLAN MEMORIAL HOSPITAL		31	11	26%	42
LONGLEAF DIAGNOSTIC LABORATORIES		13	29	69%	42
NORTHWELL HEALTH PLAINVIEW HOSPITAL LABORATORY		33	9	21%	42
STAT ONE URGENT CARE CENTER		2	40	95%	42
PACIFICA SENIOR LIVING OCALA		37	5	12%	42
STUART REHABILITATION AND HEALTHCARE		26	16	38%	42
GRAND VILLA OF ENGLEWOOD		37	5	12%	42
EASTERN SHORE URGENT CARE		31	11	26%	42
KIVA AT CANTERBURY		25	17	40%	42
BAYCARE MEDICAL GROUP INC		3	39	93%	42
CLINICAL LABORATORY		42			42
RIVERHEAD URGENT CARE		40	1	2%	41
CITRUS COUNTY HEALTH DEPARTMENT		35	6	15%	41
CAPITAL REGIONAL MEDICAL CENTER		2	39	95%	41
A & R RESEARCH GROUP		35	6	15%	41
UNION MEDICAL CARE		41			41
CRESTVIEW IMMEDIATE CARE LL		17	24	59%	41
CROSSROADS URGENT CARE		26	15	37%	41
DOCTOR TODAY TLC LLC			41	100%	41
A AND R RESEARCH GROUP LLC		36	5	12%	41
BOND CLINIC, PA		11	30	73%	41
MINUTE CLINIC DIAGNOSTIC OF VIRGINIA, LLC		39	2	5%	41
SOUTHCOR LABORATORY		7	34	83%	41
BULLS HEAD URGENT CARE		39	2	5%	41
CITRUS CARE CLINIC			41	100%	41
FLORIDA HOSPITAL NEW SMYRNA		4	37	90%	41
FLORIDA MEDICAL CLINIC IM MLK		27	14	34%	41
UNIVERSITY OF ALABAMA		38	3	7%	41
NIGHT LITE PEDIATRIC CENTER		10	31	76%	41
PEDIATRICS OF CENTRAL FLORIDA KISSI		33	8	20%	41
PINELLAS PARK FIRE DEPARTMENT		41			41
PORT SAINT JOHN FAMILY PRACTICE		24	16	40%	40
FAMILY AND INTERNAL MEDICINE AT AVALON PARK		36	4	10%	40

# COVID-19: testing by laboratory

Data through Apr 28, 2021 verified as of Apr 29, 2021 at 09:25 AM

Data in this report are provisional and subject to change.

The numbers in the table below represent the number of Florida and non-Florida residents for whom test results were received by the Department of Health. A person can be tested by more than one laboratory and can have both positive and negative results. **Therefore, the sum of the numbers in each column will be larger than the total number of people tested.**

Reporting lab	Inconclusive	Negative	Positive	Percent positive	Total
LPG CONVENIENT CARE AT METRO		36	4	10%	40
M&V SAN JOSE MEDICAL CENTER			40	100%	40
VETERANS AFFAIRS MEDICAL CENTER - NEW YORK HARBOR		38	2	5%	40
CARILLON SPORTS AND FAMILY MEDICINE		30	10	25%	40
BELVEDERE COMMONS OF SUN CITY CENTER		40			40
ORLANDO ORTHOPAEDIC OUTPATIENT SURGERY CENTER		34	6	15%	40
GENEXPERT			40	100%	40
PRIDE DIAGNOSTICS		24	16	40%	40
LABORATORY MEDICINE CONSULTANTS-LMC PA		37	3	8%	40
ADVENT HEALTH CENTRA CARE - LAKE LAND		30	10	25%	40
UNIVERSITY MEDICAL CTR OF PRINCETON AT		38	2	5%	40
CLINICAL PATHOLOGY LABORATORIES, INC		40			40
THE LODGE AND REHABILITATION CENTER		24	16	40%	40
EP MEDICAL EQUIPMENT PHARMACY		34	6	15%	40
CEDAR CREEK AT KINGS BAY INC		39			39
METROPOLITAN CHARITIES INC		36	3	8%	39
JUNIPER VILLAGE AT CAPE CORAL		34	5	13%	39
FLORIDA HOSPITAL PHYSICIAN GROUP		26	13	33%	39
ADVENTHEALTH MEDICAL GROUP PULMONOLOGY		34	5	13%	39
CORRECTIONAL MEDICAL GROUP		27	12	31%	39
CLINICAL RESEARCH SEQUENCING PLATFORM		8	31	79%	39
ANDALUSIA HEALTH		22	17	44%	39
HOUSE CALLS PROFESSIONAL LLC		35	4	10%	39
MEDEX MEDICAL EXPRESS OF PALATKA LLC			39	100%	39
GUYAN VALLEY WELLNESS CENTER		32	7	18%	39
CHIPOLA QUICK CARE		33	6	15%	39
BAY COUNTY JAIL ANNEX		34	5	13%	39
PALM POINT BEHAVIORAL HEALTH		39			39
VENICE URGENT CARE – GULF COAST		1	38	97%	39
BROOKDALE BRANDON	1	38			39
WG BAYPOINT VILLAGE SH LLC		38	1	3%	39
ISLAMORADA VILLAGE OF ISLANDS FIRE RESCUE		36	3	8%	39
BAYSHORE PATHOLOGY CONSULTANTS PA		37	2	5%	39
DCH REGIONAL MEDICAL CENTER LABORATORY		38	1	3%	39
FLORIDA DEPARMENT OF HEALTH CLAY COUNTY		26	13	33%	39
STEWART MEDICAL GROUP, INC		21	17	45%	38
GRAND VILLA OF PINELLAS PARK		36	2	5%	38
Grand Villa of Deerfield Beach		34	4	11%	38
EMORY UNIVERSITY HOSPITAL		30	8	21%	38
ST AUGUSTINE PEDIATRIC ASSOC		33	5	13%	38
STATCARE URGENT AND WALK-IN MEDICAL CA		35	3	8%	38
HARMONY HEALTH OPCO, LLC		17	21	55%	38
WASHINGTON COUNTY HEALTH DEPARTMENT		25	13	34%	38
TAYLORVILLE FAMILY MEDICINE		31	7	18%	38
INNOVATION CLINICAL TRIALS, INC			38	100%	38
Life Care Center of Citrus County		37	1	3%	38
GRAND VILLA OF ST. PETERSBURG		36	2	5%	38

# COVID-19: testing by laboratory

Data through Apr 28, 2021 verified as of Apr 29, 2021 at 09:25 AM

Data in this report are provisional and subject to change.

The numbers in the table below represent the number of Florida and non-Florida residents for whom test results were received by the Department of Health. A person can be tested by more than one laboratory and can have both positive and negative results. **Therefore, the sum of the numbers in each column will be larger than the total number of people tested.**

Reporting lab	Inconclusive	Negative	Positive	Percent positive	Total
AUTUMN OF SARASOTA		12	26	68%	38
ARTHREX MEDICAL CENTER EAST		25	13	34%	38
CONNECTICUT DEPARTMENT OF HEALTH		22	16	42%	38
MOLECULAR DIAGNOSTICS		5	33	87%	38
CLEARWATER EMPLOYEE HEALTH CLINIC		19	19	50%	38
CCRC @ SUNFLOWER LLC		35	3	8%	38
ROCKLAND URGENT CARE FAMILY HEALTH NP		36	2	5%	38
MINUTE CLINIC LLC #2216		35	3	8%	38
ATRIA SAN PABLO		36	2	5%	38
MINUTECLINIC, LLC, DBA MINUTECLINIC #5		34	4	11%	38
HOMWOOD RESIDENCE AT FREEDOM PLAZA		37	1	3%	38
HR SARASOTA OPERATOR LLC		25	12	32%	37
PATHOGENIUS LABORATORIES		30	7	19%	37
THE COLLIER AT NAPLES		36	1	3%	37
ACTIVE SENIOR LIVING		35	2	5%	37
WALGREENS_PEMBROKE PINES		30	7	19%	37
ST. MARYS MEDICAL CENTER		1	36	97%	37
ASSISTED LIVING OF BROWARD		37			37
CARE HERE		12	25	68%	37
KISSIMMEE VA OUTPATIENT CLINIC		34	3	8%	37
CENTRAL FLORIDA HEALTH CARE INC WAUCHULA SITE 2		29	8	22%	37
PECONIC BAY MEDICAL CENTER LABORATORY		28	9	24%	37
FAMILY EXTENDED CARE OF SEBRING INC		35	2	5%	37
HOLLISMED LLC		35	2	5%	37
PONCE THERAPY CARE CENTER		34	3	8%	37
ONE MILO		37			37
WEINBERG VILLAGE		36	1	3%	37
HUNT CLUB MEDICAL		15	22	59%	37
HOLZER HEALTH CENTER		5	32	86%	37
GULFSIDE HOSPICE INC		34	3	8%	37
COLLIER HMA PHYSICIAN MANAGEMENT LLC		27	10	27%	37
MINUTECLINIC DIAGNOSTIC OF RHODE ISLAND, LLC #1544		36	1	3%	37
MINUTECLINIC DIAGNOSTIC OF LOUISIANA,		34	3	8%	37
ALAN A SMITH MD LLC		34	3	8%	37
ACCURATE DIAGNOSTIC LAB		35	2	5%	37
PATHGROUP		9	28	76%	37
MINUTECLINIC DIAGNOSTIC OF MICHIGAN		34	3	8%	37
MINUTE CLINIC DIAGNOSTIC OF VIRGINIA		29	7	19%	36
OCCUPATIONAL HEALTH CENTERS OF THE SOUTHWEST PA		31	5	14%	36
MAINSTREET FAMILY URGENT CARE		1	35	97%	36
MEDCOMP SCIENCES			36	100%	36
CENTERPLACE HEALTH		15	21	58%	36
BVL/LITTLE ANGEL PEDIATRICS		36			36
JACK BANDEL MD PA		35	1	3%	36
SOUTHEAST GEORGIA HEALTH SYSTEM, INC		31	5	14%	36
MINUTE CLINIC DIAGNOSTIC OF NEW JERSEY		35	1	3%	36
AIR, LAND & SEA PHYSICALS & CONSULTATIONS, LLC		35	1	3%	36

# COVID-19: testing by laboratory

Data through Apr 28, 2021 verified as of Apr 29, 2021 at 09:25 AM

Data in this report are provisional and subject to change.

The numbers in the table below represent the number of Florida and non-Florida residents for whom test results were received by the Department of Health. A person can be tested by more than one laboratory and can have both positive and negative results. **Therefore, the sum of the numbers in each column will be larger than the total number of people tested.**

Reporting lab	Inconclusive	Negative	Positive	Percent positive	Total
PHYSICIAN ASSOCIATES LLC		26	10	28%	36
HARBORCHASE OF WELLINGTON CROSSING		34	2	6%	36
WARDE MEDICAL LABORATORY		28	8	22%	36
WALGREENS COVID-19		27	9	25%	36
ENCOMPASS HEALTH REHABILITATION HOSPITAL OF OCALA		35	1	3%	36
FLORIDA PEDIATRIC GROUP PA		28	8	22%	36
FORT CAROLINE GARDENS, INC		33	3	8%	36
JUPITER MEDICAL CENTER PHYSICIANS GROUP, INC		32	4	11%	36
Kensington Gardens		36			36
EASYCARE WALK-IN CLINIC	1	14	21	58%	36
PULSE & REMEDY LLC		21	15	42%	36
VILLA COURT LLC		36			36
FAST PACE MEDICAL CLINIC		30	5	14%	35
NCHD		21	14	40%	35
LABORATORY ALLIANCE OF CENTRAL NEW YORK		33	2	6%	35
WUESTHOFF MEMORIAL HOSPITAL			35	100%	35
KINDRED HOSPITAL OCALA		32	3	9%	35
MARYLAND DEPARTMENT OF HEALTH			35	100%	35
MEDPEDS ASSOCIATES OF SARASOTA PA		32	3	9%	35
SOUTHEASTERN OUTPATIENT SURGERY CENTER		32	3	9%	35
VIKOR SCIENTITIC		5	30	86%	35
PARKSIDE HEALTH AND REHABILITATION CENTER			35	100%	35
ISLAND LAKE CENTER		14	21	60%	35
REDI-MED WALK IN FAMILY CLINIC			35	100%	35
BOCA TOXICOLOGY LLC		33	2	6%	35
JAMAICA HOSPITAL MEDICAL CENTER		31	4	11%	35
FLORIDA PRESBYTERIAN HOMES INC		33	2	6%	35
BUREAU OF PUBLIC HEALTH	1	14	20	57%	35
LEE PHYSICIAN GROUP		31	4	11%	35
POARCH BANC CREEK INDIANS TRIBAL HEALTH DEPARTMENT			35	100%	35
JACKSON HEALTH SYSTEM		2	33	94%	35
BAYCARE HEALTH SYSTEMS, LLC			35	100%	35
MINUTE CLINIC, LLC DBA MINUTECLINIC #4505		32	3	9%	35
P23 LABS		35			35
NEUROINTERNATIONAL SARASOTA		32	3	9%	35
MEDEXPRESS URGENT CARE WEST TAMPA			35	100%	35
TAMPA URGENT CARE			35	100%	35
LPG PRIMARY CARE AT CAPE CORAL PARKWAY		29	6	17%	35
FHMG-FLORIDA HOSPITAL MEDICAL GROUP		25	10	29%	35
ALABAMA CLINICS		19	16	46%	35
MIDDLETOWN MEDICAL P C		25	10	29%	35
MEDEMERGE		33	2	6%	35
IRL		4	31	89%	35
METRO KNOXVILLE HMA		25	10	29%	35
ADVENT HEALTH - FISH MEMORIAL		2	33	94%	35
CIGNA PBSO WEST PALM		3	31	91%	34
Grand Villa of Dunedin		28	6	18%	34

# COVID-19: testing by laboratory

Data through Apr 28, 2021 verified as of Apr 29, 2021 at 09:25 AM

Data in this report are provisional and subject to change.

The numbers in the table below represent the number of Florida and non-Florida residents for whom test results were received by the Department of Health. A person can be tested by more than one laboratory and can have both positive and negative results. **Therefore, the sum of the numbers in each column will be larger than the total number of people tested.**

Reporting lab	Inconclusive	Negative	Positive	Percent positive	Total
TUSCAN GARDENS OF DELRAY BEACH MANAGEMENT COMPANY,		34			34
ENCOMPASS HEALTH REHABILITATION HOSPITAL OF MIAMI		33	1	3%	34
LONG TERM CARE OF GULF BREEZE LLC		30	4	12%	34
ACCESS 365 URGENT CARE		12	22	65%	34
SOUTHWEST LABS		34			34
HARBOUR ISLAND PEDIATRICS		24	10	29%	34
RASHDA ALBIBI M.D. P.A.		31	3	9%	34
AYERS NURSING AND REHABILITATION CENTER		34			34
ENCORE AT BOCA RATON, THE			34	100%	34
THE SPRINGS OF PARC HILL		33	1	3%	34
ALPHA PHARMACY		31	3	9%	34
PHOSPHORUS DIAGNOSTICS		27	7	21%	34
LONG BEACH URGENT CARE		34			34
TRADITIONAL HOME CARE INC		33	1	3%	34
PARAMOUNT WALK-IN CLINIC		1	33	97%	34
GEORGIA HEART CENTER (MSC 53), NAVICEN		32	2	6%	34
MINUTE CLINIC DIAGNOSTIC OF SC, LLC #75		32	2	6%	34
FLORIDA DEPARTMENT OF HEALTH IN MONROE COUNTY		27	7	21%	34
ENCOMPASS HEALTH REHABILITATION		32	2	6%	34
FAMILY CARE PARTNERS URGENT CARE LLC		28	6	18%	34
Consulate Health Care of Orange Park		27	6	18%	33
VETERANS HOME		1	32	97%	33
GILBERT MEDICAL GROUP		31	2	6%	33
WALGREENS_COCONUT CREEK		26	7	21%	33
STATCARE URGENT & WALK IN MEDICAL CARE		29	4	12%	33
RESIDENCE AT BAY VUE		31	2	6%	33
NURSES HELPING HANDS INC ALF		33			33
JACKSONVILLE PEDIATRICS		20	13	39%	33
AHSE ROP		32	1	3%	33
WESTWOOD NURSING AND REHABILITATION		28	5	15%	33
WELLMED AT PLANT CITY		15	18	55%	33
CERON PEDIATRICS & INTEGRATIVE MEDICIN		33			33
OPIS COQUINA CENTER		32	1	3%	33
EVERLYWELL		19	14	42%	33
VETERAN AFFAIRS MEDICAL CENTER - JAMES J PETERS		30	3	9%	33
HUNTINGTON STATION URGENT CARE		32	1	3%	33
GREENRIDGE GROUP HOME	3	11	19	58%	33
LEE COMMUNITY HEALTHCARE INC CAPE CORAL		31	2	6%	33
AMMON ANALYTICAL LABORATORIES		29	4	12%	33
STATEN ISLAND UNIVERSITY HOSPITAL-POUCH		32	1	3%	33
AMBRY GENETICS CORPORATION	23	10			33
NIGHT LITE PEDIATRICS URGENT CARE CENTER			33	100%	33
CANCER RESEARCH LAB, BOB JONES UNIVERSITY		29	4	12%	33
CORAL HOUSE ASSISTED LIVING COMMUNITY LLC		33			33
SANFORD MOBILE LAB PGA TOUR		32	1	3%	33
BOND CLINIC		3	30	91%	33
MARTHA'S HOUSE & ASSISTED LIVING FACILITY		32			32

# COVID-19: testing by laboratory

Data through Apr 28, 2021 verified as of Apr 29, 2021 at 09:25 AM

Data in this report are provisional and subject to change.

The numbers in the table below represent the number of Florida and non-Florida residents for whom test results were received by the Department of Health. A person can be tested by more than one laboratory and can have both positive and negative results. **Therefore, the sum of the numbers in each column will be larger than the total number of people tested.**

Reporting lab	Inconclusive	Negative	Positive	Percent positive	Total
ADVANCED URGENT CARE		12	20	63%	32
LAKE MARY - STIRLING CENTER SUITE 202			32	100%	32
A LILIKO'I PHARMACY LLC		29	3	9%	32
WESTMINSTER ST AUGUSTINE		32			32
MINUTECLINIC, LLC #4230		28	4	13%	32
COLORADO DEPARTMENT OF HEALTH LABORATORY SERVICES DIVISION			32	100%	32
CARDIOLOGY AND MEDICINE ASSOCIATES INC		31	1	3%	32
TREASURE ISLE LLC		32			32
Heartland Health Care Center North Sarasota		18	14	44%	32
WOMENS CARE FLORIDA LABORATORY		25	7	22%	32
CITY OF NAPLES FIRE RESCUE		28	4	13%	32
GRAND VILLA OF BOYNTON BEACH		31	1	3%	32
IPSUM DIAGNOSTICS		3	29	91%	32
NORTH PINELLAS CHILDRENS MEDICAL CENTER			32	100%	32
SYNIVERSE WELLNESS CENTER		27	5	16%	32
JOSEF SCHENKER MD PC DBA CENTERS URGENT		30	2	6%	32
CARLOS F FUSTER MD PA		30	2	6%	32
MADISON POINTE CARE CENTER		32			32
PASSPORT HEALTH ORLANDO		32			32
COLORADO DEPARTMENT OF PUBLIC HEALTH AND ENVIRONMENT			32	100%	32
BAYSIDE LABORATORIES INC		32			32
FLORIDA ENDOSCOPY & SURGERY CTR LLC		32			32
STEINHATCHEE DRUGS		26	6	19%	32
LPG PRIMARY CARE AT BONITA BAY LIFESTYLE CENTER		29	3	9%	32
UNION CHD		29	3	9%	32
FLORIDA MEDICAL CL ODOM TPA		17	14	45%	31
COLLIER ANESTHESIA PAIN LLC		31			31
UNIPATH		24	7	23%	31
OZ		31			31
JOSEF SCHENKER MD PC		31			31
ENT AND ALLERGY ASSOCIATES OF FLORIDA LLC		30	1	3%	31
REGENCY PARK ASSISTED LIVING FACILITY		29	2	6%	31
MINUTECLINIC DIAGNOSTIC OF RHODE ISLAND, LLC #212		31			31
ORLANDO FAMILY MEDICINE		14	17	55%	31
CVS NC3516POCT WINSTON SALEM		27	4	13%	31
LabCorp L#09258130 M#09258125		12	19	61%	31
MIGUEL E TREVINO MD PA		27	4	13%	31
CVS NC7047POCT DURHAM		31			31
RAYMOND BASRI MD		29	2	6%	31
ADVENTHEALTH MEDICAL GROUP FAMILY MEDICINE AT RDV		31			31
AMERICAN ESOTERIC LABORATORIES		15	16	52%	31
HEALTH FIRST - VIERA HOSPITAL		1	30	97%	31
OAKMONTE VILLAGE		30	1	3%	31
DISCOVERY COMMONS AT BRADENTON		31			31
Wiregrass Rehabilitation Center and Nursing Home		28	3	10%	31
CHIPOLA MEDICAL ASSOCIATES		11	20	65%	31
MIDNIGHT MEDICINE			31	100%	31

# COVID-19: testing by laboratory

Data through Apr 28, 2021 verified as of Apr 29, 2021 at 09:25 AM

Data in this report are provisional and subject to change.

The numbers in the table below represent the number of Florida and non-Florida residents for whom test results were received by the Department of Health. A person can be tested by more than one laboratory and can have both positive and negative results. **Therefore, the sum of the numbers in each column will be larger than the total number of people tested.**

Reporting lab	Inconclusive	Negative	Positive	Percent positive	Total
SANFORD PEDIATRIC ASSOCIATES, PA		28	3	10%	31
VENICE REGIONAL BAYFRONT HEALTH			31	100%	31
COUNTY OF LOS ANGELES			31	100%	31
LAKELAND NURSING AND REHABILITATION CENTER			31	100%	31
UR CARE FAMILY AND SPORTS MEDICINE			31	100%	31
MICHAEL J D'AMBROSE MD PA		29	2	6%	31
PERDIDO URGENT CARE		1	30	97%	31
PREMIER URGENT CARE CENTER LLC			31	100%	31
TALLAHASSEE DEVELOPMENTAL CENTER□		28	2	7%	30
SANITAS		4	26	87%	30
HERITAGE WATERSIDE		27	3	10%	30
FORT VALLEY STATE UNIVERSITY		29	1	3%	30
BOCA BIOLISTIC REFERENCE LAB			30	100%	30
ST PETER'S BENDER LABORATORY		29	1	3%	30
WILLAMETTE VALLEY TOXICOLOGY LLC		28	2	7%	30
BAPTIST PRIMARY BLACK CREEK SOUTH			30	100%	30
PEDIATRICS IN BREVARD-COCOA BEACH		25	5	17%	30
BOCA SIMON LAB		1	29	97%	30
MED LABS DIAGNOSTICS		11	19	63%	30
Okeechobee Health Care Facility		16	14	47%	30
COOPER HEALTHCARE		27	3	10%	30
CHILDREN'S MEDICAL CENTER			30	100%	30
CENTER ONE SURGERY CENTER		24	6	20%	30
ORLANDO ORTHOPAEDIC CENTER		28	2	7%	30
ADVENT HEALTH PRIMARY CARE PLUS, WINTER GARDEN		26	4	13%	30
HOLIDAY MEDICAL ASSOCIATES		4	26	87%	30
SPRINGWOOD COURT		25	5	17%	30
JOSEPH SCHENKER MD PC DBA CENTERS URGENT		26	4	13%	30
THE TERRACE AT IVY ACRES ALF		11	19	63%	30
RAINBOW PEDIATRICS		1	29	97%	30
DAVID LAWRENCE CENTER		26	4	13%	30
CLINCLOUD, LLC			30	100%	30
MINUTECLINIC, LLC #08366		25	5	17%	30
P4CLINICAL	3	2	25	83%	30
ENGLEWOOD HOSPITAL AND MEDICAL CENTER		25	5	17%	30
AMEERAH LABS			30	100%	30
GRAND LIVING AT LAKEWOOD RANCH		29	1	3%	30
WIREGRASS CLINIC LLC		24	6	20%	30
OAK HARBOR ASSISTED LIVING FACILITY		27	3	10%	30
CDC		17	12	41%	29
PBSO WEST PALM FAMILY PRACTICE		1	28	97%	29
PINELLAS 1 HOME HEALTH CARE CORP		28	1	3%	29
COMPREHENSIVE CHILDCARE		23	6	21%	29
PALM GARDEN OF JACKSONVILLE		27	2	7%	29
TIFFANY LAKE CARE CENTERS INC		28	1	3%	29
RENAISSANCE SENIOR LIVING	1	28			29
INTERIM HEALTHCARE OF NORTHWEST FLORIDA INC		27	2	7%	29

# COVID-19: testing by laboratory

Data through Apr 28, 2021 verified as of Apr 29, 2021 at 09:25 AM

Data in this report are provisional and subject to change.

The numbers in the table below represent the number of Florida and non-Florida residents for whom test results were received by the Department of Health. A person can be tested by more than one laboratory and can have both positive and negative results. **Therefore, the sum of the numbers in each column will be larger than the total number of people tested.**

Reporting lab	Inconclusive	Negative	Positive	Percent positive	Total
GUIDEWELL EMERGENCY MEDICINE DOCTORS LLC #33		18	11	38%	29
BROOKWOOD BAPTIST MEDICAL CENTER		28	1	3%	29
CAPE CORAL HOSPITAL ABG LABORATORY		16	13	45%	29
LPG PRIMARY CARE AT COLONIAL CENTER DRIVE		25	4	14%	29
SUNTREE INTERNAL MEDICINE		29			29
LPG PRIMARY CARE AT MATTHEW DRIVE		26	3	10%	29
UCLA HEALTHCARE CLINICAL LABS		23	6	21%	29
PRO HEALTH HARMONY		29			29
GRACE COMMUNITY PHARMACY		3	26	90%	29
LEE COMMUNITY HEALTHCARE INC NORTH FORT MYERS		29			29
NEMOURS CHILDRENS CLINIC		22	7	24%	29
ROBERT H JENKINS JR VETERANS' DOMICILIARY HOME OF		26	3	10%	29
DUVAL COUNTY HEALTH DEPARTMENT		29			29
GERALD J KIVETT MD		26	3	10%	29
MAYO CLINIC JACKSONVILLE		4	25	86%	29
PANCARE HEALTH - BONIFAY K-8			29	100%	29
STEWART MELBOURNE HOSPITAL			29	100%	29
GOOD SAMARITAN HOSPITAL LABORATORY		26	3	10%	29
ST VINCENTS AMBULATORY CARE INC DBA		26	3	10%	29
TOTTENVILLE CIRCLE URGENT CARE		29			29
VIRTUA		25	4	14%	29
UNIVERSITY OF ILLINOIS VETERINARY DIAG	1	27	1	3%	29
DSI MANAGEMENT LLC		29			29
MINIMALLY INVASIVE VASCULAR INC		27	2	7%	29
UNIV OF ROCHESTER-STRONG MEMORIAL HOSP		28	1	3%	29
PALMS, THE		29			29
ROSLYN URGENT CARE		27	1	4%	28
BROWARD HEALTH IMPERIAL POINT NURSING			28	100%	28
ACCESS HEALTH CARE PHYSICIANS LLC		10	18	64%	28
ECC PEDIATRICS		28			28
PARK WEST MEDICAL CENTER		27	1	4%	28
GADSDEN COUNTY HEALTH DEPARTMENT		22	6	21%	28
KEY PRIMARY CARE			28	100%	28
Cleveland Clinic Laboratories		4	24	86%	28
KIVA AT CANTERBURY, LLC		28			28
EDEN AT CRESTVIEW		12	16	57%	28
ASTORIA HEALTH AND REHABILITATION CENTER		27	1	4%	28
MEDEXPRESS URGENT CARE - BLOOMINGTON		23	5	18%	28
MINUTECLINIC DIAGNOSTIC OF TN PC #6435		25	3	11%	28
FAMILY CARE PARTNERS		18	10	36%	28
URGENT CARE CENTER			28	100%	28
UTAH DEPARTMENT OF HEALTH			28	100%	28
GRAND VILLA OF MELBOURNE		26	2	7%	28
LAKE PLACID HEALTH AND REHABILITATION		1	27	96%	28
HENDRY REGIONAL CORPORATE HEALTH			28	100%	28
WEST BROWARD CARE CENTER		24	4	14%	28
WESTPAC LABS INC	1	16	11	39%	28

# COVID-19: testing by laboratory

Data through Apr 28, 2021 verified as of Apr 29, 2021 at 09:25 AM

Data in this report are provisional and subject to change.

The numbers in the table below represent the number of Florida and non-Florida residents for whom test results were received by the Department of Health. A person can be tested by more than one laboratory and can have both positive and negative results. **Therefore, the sum of the numbers in each column will be larger than the total number of people tested.**

Reporting lab	Inconclusive	Negative	Positive	Percent positive	Total
SOMA MEDICAL CENTER # 4		5	23	82%	28
ORANGE PEDIATRICS			28	100%	28
BROOKDALE PHILLIPPI CREEK			28	100%	28
FIRST CHOICE PEDIATRICS LOOP		25	3	11%	28
CHILDRENS MEDICAL CENTER			28	100%	28
ADVENT HEALTH MEDICAL GROUP- FAMILY MEDICINE AT DR. PHILIPS		23	5	18%	28
GASTROENTEROLOGY ASSOCIATES OF PENSACOLA PA		24	4	14%	28
MINUTECLINIC DIAGNOSTIC OF PENNSYLVANI		26	2	7%	28
MONTEFIORE NEW ROCHELLE HOSPITAL		25	3	11%	28
MINUTECLINIC DIAGNOSTIC OF TEXAS		24	4	14%	28
NATIONAL MENTOR HEALTHCARE LLC			28	100%	28
MARION PEDIATRICS PA		21	7	25%	28
BIG BEND HOSPICE INC		28			28
MINUTECLINIC, LLC, DBA MINUTECLINIC #2544		26	2	7%	28
PORT ST LUCIE HOSPITAL		25	3	11%	28
BROOKDALE UNIVERSITY HOSPITAL		26	2	7%	28
VASSAR BROTHERS MEDICAL CENTER LABORATORY		26	2	7%	28
ADVENT HEALTH MEDICAL GROUP FAMILY AND INTERNAL MEDICINE AT AVALON PAR		25	3	11%	28
ATRIA LADY LAKE		27			27
OPTIMAL CARE PEDIATRICS		8	19	70%	27
SUNCOAST LABS			27	100%	27
MINUTECLINIC DIAGNOSTIC OF TN, PC 374		23	4	15%	27
HOWARD BEACH URGENT CARE		25	2	7%	27
CVA MINUTE CLINIC DIAGNOSTIC OF VIRGINIA, LLC		26	1	4%	27
ADVANCED HEALTHCARE ASSOCIATES		23	4	15%	27
URGENT FAMILY CARE INC		24	3	11%	27
MINUTECLINIC DIAGNOSTIC OF TN PC #6363		22	5	19%	27
VICK STREET MANOR		27			27
LOOP PEDIATRICS		22	5	19%	27
Summit Medical Group Westfield Lab		24	3	11%	27
LAKELAND HILLS CENTER		19	8	30%	27
GRAND VILLA OF DELRAY EAST		27			27
PHYSICIANS CARE		23	4	15%	27
NTD EUROFINS ATLANTA		26	1	4%	27
SPANISH RIVER HIGH SCHOOL ESE		23	4	15%	27
EXPRESS CARE OF BELLEVIEW		27			27
DIXIE COUNTY HEALTH DEPARTMENT		18	9	33%	27
LEXINGTON PLACE SENIOR LIVING COMMUNITY		27			27
SUMMIT MEDICAL GROUP - 75 E NORTHFIELD		22	5	19%	27
THE COMMONWEALTH OF MASSACHUSETTS		1	26	96%	27
PIEDMONT HOSPITAL CLINICAL LABORATORY		24	3	11%	27
COMMUNITY HEALTH OF SOUTH FLORIDA			27	100%	27
VA MEDICAL CENTER			27	100%	27
Clearwater Center		13	14	52%	27
MINUTECLINIC DIAGNOSTIC OF ILLINOIS L		21	6	22%	27
SHORE MEMORIAL HOSPITAL		24	3	11%	27
AEGIS MEDICAL GROUP, LLC		26	1	4%	27

# COVID-19: testing by laboratory

Data through Apr 28, 2021 verified as of Apr 29, 2021 at 09:25 AM

Data in this report are provisional and subject to change.

The numbers in the table below represent the number of Florida and non-Florida residents for whom test results were received by the Department of Health. A person can be tested by more than one laboratory and can have both positive and negative results. **Therefore, the sum of the numbers in each column will be larger than the total number of people tested.**

Reporting lab	Inconclusive	Negative	Positive	Percent positive	Total
HEALTHPARK MEDICAL CENTER ABG LAB		26	1	4%	27
BROOKDALE SOUTHPPOINT			27	100%	27
CANTON-POTSDAM HOSPITAL LABORATORY		26	1	4%	27
HUNT CLUB PEDIATRIC ASSOCIATES LLC		22	5	19%	27
1 TOUCH TOTALCARE SOLUTIONS		24	3	11%	27
EPIC REFERENCE LABS INC			27	100%	27
MINUTECLINIC LLC #4449		25	2	7%	27
CARENOW - DOWNTOWN NORTH GULCH		25	2	7%	27
HALIFAX HEALTH URGENT CARE		6	21	78%	27
EMORY BENNETT VETERANS NURSING HOME	1	26			27
NEW YORK METHODIST HOSPITAL		22	4	15%	26
ABL MEDICAL CARE LLC			26	100%	26
COASTAL COMPLETE CARE		12	14	54%	26
UNDERGROUND FREE CLINIC		25	1	4%	26
MD BEAUTY LABS, PA		24	2	8%	26
ARCPPOINT LABS OF FORT LAUDERDALE		25	1	4%	26
MONCRIEF ARMY HEALTH CLINIC			26	100%	26
WAKULLA COUNTY HEALTH DEPARTMENT		12	14	54%	26
NEWYORK-PRESBYTERIAN/ LAWRENCE HOSPITAL LABORATORY		23	3	12%	26
ADVENTHEALTH MEDICAL GROUP PEDIATRIC & ADOLESCENT		25	1	4%	26
THE MINIER URGENT CARE		20	6	23%	26
PALMETTO PEDIATRICS			26	100%	26
OAKTREE HEALTHCARE			26	100%	26
FORT SANDERS REGIONAL LABORATORY		26			26
DELRAY BEACH FACIAL PLASTIC SURGERY		26			26
DARDEN WELLNESS CENTER		23	3	12%	26
RJ LEE GROUP	1	23	2	8%	26
TREEHOUSE PEDIATRICS & FAMILY CARE		26			26
THE CLUB AT BOYNTON BEACH, LLC		24	2	8%	26
LAKES DIALYSIS CENTER INC			26	100%	26
MAGNOLIA PEDIATRICS		4	22	85%	26
MINUTE CLINIC DIAGNOSTIC OF TEXAS, LLC		23	3	12%	26
PULMONARY SPECIALISTS OF THE PALM BEACHES		16	10	38%	26
HOPE HEALTHCARE		25	1	4%	26
SUMMERGATE PHARMACY		24	2	8%	26
PALM BEACH COUNTY FIRE RESCUE		24	2	8%	26
EAST HILL MEDICAL GROUP		17	9	35%	26
ADIRONDACK MEDICAL CENTER		26			26
MINUTECLINIC DIAGNOSTIC OF TN PC #378		23	3	12%	26
EXPRESS FAMILY CARE LLC		11	15	58%	26
LOT HEALTH SERVICES	1	25			26
ADVENT HEALTH PARTIN SETTLEMENT HEALTH PARK		18	8	31%	26
COASTAL SKIN SURGERY AND DERMATOLOGY		18	8	31%	26
UNIV OF NORTH ALABAMA HEALTH CENTER		22	3	12%	25
MINUTECLINIC DIAGNOSTIC OF TN PC #320		17	8	32%	25
ST. CLOUD HOSPITAL		20	5	20%	25
MORTON PLANT HOSPITAL - ADLER INSTITUTE OF LAB MEDICINE		1	24	96%	25

# COVID-19: testing by laboratory

Data through Apr 28, 2021 verified as of Apr 29, 2021 at 09:25 AM

Data in this report are provisional and subject to change.

The numbers in the table below represent the number of Florida and non-Florida residents for whom test results were received by the Department of Health. A person can be tested by more than one laboratory and can have both positive and negative results. **Therefore, the sum of the numbers in each column will be larger than the total number of people tested.**

Reporting lab	Inconclusive	Negative	Positive	Percent positive	Total
ADVENT HEALTH EXPRESS		9	16	64%	25
BOZEMAN HEALTH DEACONESS HOSPITAL		18	7	28%	25
VILLAGES REHABILITATION AND NURSING CENTER		24	1	4%	25
ADVENT HEALTH - LAKE MARY PEDIATRICS		16	9	36%	25
FEDERAL PRISON CAMP PENSACOLA			25	100%	25
PHYSICIANS STAT		3	22	88%	25
CENTRAL FLORIDA PEDIATRIC URGENT CARE LLC		21	4	16%	25
TOTAL ACCESS URGENT CARE		1	24	96%	25
EMORY CRAWFORD LONG HOSPITAL LABORATOR		22	3	12%	25
CVS NC7588POCT ASHEVILLE		22	3	12%	25
ASURANCE SCIENTIFIC LABORATORIES		24	1	4%	25
GREEN GABLES ASSISTED LIVING FACILITY		25			25
JUST FOR KIDS PEDIATRICS		5	20	80%	25
MADWAR		19	6	24%	25
SOUTH FLORIDA DIALYSIS CENTER		8	17	68%	25
SUNQUEST		3	22	88%	25
MINUTECLINIC DIAGNOSTIC OF NORTH		22	3	12%	25
ADEPT INPATIENT MEDICAL SERVICES PC		25			25
THE WATERMARK AT VISTAWILLA		25			25
JUPITER MEDICAL CENTER		1	24	96%	25
WESTPAC LABS		1	24	96%	25
ENCOMPASS HOME HEALTH OF THE SOUTHEAST LLC		23	2	8%	25
West Gate Village, LLC		25			25
MINUTECLINIC DIAGNOSTIC OF NORTH CAROLINA PC		22	3	12%	25
OLIVE BRANCH HEALTH AND REHABILITATION CENTER			25	100%	25
STEWARD MEDICAL GROUP INC			25	100%	25
STATE LAB		3	22	88%	25
TREASURE COAST URGENT CARE			25	100%	25
URGENT CARE USA			24	100%	24
SOUTH NASSAU COMMUNITIES HOSPITAL		20	4	17%	24
South Heritage Health and Rehab		24			24
UAH STUDENT HEALTH CENTER		17	7	29%	24
MID FLORIDA PATHOLOGY LLC		23	1	4%	24
HENNEPIN COUNTY MEDICAL CENTER (HCMC)		13	11	46%	24
SARASOTA MEMORIAL NURSING & REHABILITATION CTR		24			24
CVS NV3210POCT LAS VEGAS		21	3	13%	24
SENIOR HEALTH OF WINTER PARK DUNDEE		24			24
FINLAY C. LABORATORY		4	20	83%	24
ATRIA AT ST JOSEPHS		24			24
ALAN SERURE MD		24			24
AVENTIS BIO-SERVICES CTL		24			24
CL BRUMBACK PRIMARY CARE CLINIC LANTANA		2	22	92%	24
EDWARD S BENNETT MD PLLC		24			24
NORTHEAST GEORGIA MEDICAL CENTER		24			24
HEALTH MED CENTERS		24			24
BETHESDA HEALTH PHYSICIAN GROUP INC			24	100%	24
INTERVENTIONAL REHABILITATION OF SOUTH FLORIDA		16	8	33%	24

# COVID-19: testing by laboratory

Data through Apr 28, 2021 verified as of Apr 29, 2021 at 09:25 AM

Data in this report are provisional and subject to change.

The numbers in the table below represent the number of Florida and non-Florida residents for whom test results were received by the Department of Health. A person can be tested by more than one laboratory and can have both positive and negative results. **Therefore, the sum of the numbers in each column will be larger than the total number of people tested.**

Reporting lab	Inconclusive	Negative	Positive	Percent positive	Total
MADISON COUNTY MEMORIAL HOSP		12	12	50%	24
COURTYARDS OF ORLANDO		24			24
MAITLAND PRIMARY CARE		9	15	63%	24
TIMBERLANE LODGE ALF	1	16	7	29%	24
MED PLUS FLORENCE		20	4	17%	24
BAYFRONT HMA CONVENIENT CARE, LLC		2	22	92%	24
PALM BEACH GARDENS MEDICAL CENTER			24	100%	24
MINUTECLINIC, LLC, #4160		20	4	17%	24
VISTACARE PHARMACY I		20	4	17%	24
LIFELINK TISSUE BANK D/B/A LIFELINK TISSUE BANK		20	4	17%	24
SENIOR LIVING IV SUN CITY LLC		17	7	29%	24
ST VINCENT'S EAST		22	2	8%	24
A PLUS FAMILY URGENT CARE			24	100%	24
PHYSICIANS PRIMARY CARE OF SW FLORIDA PL		24			24
ST ELIZABETH MEDICAL CENTER LABORATORY		21	3	13%	24
INNOVATIVE RESEARCH OF WEST FLORIDA		21	3	13%	24
ROWLETT MIDDLE ACADEMY		22	2	8%	24
CSH LAKE ORIENTA LP		24			24
GRADY HEALTH SYSTEM		24			24
WELLNOW URGENT CARE		23	1	4%	24
PASSPORT HEALTH OF TAMPA BAY		21	3	13%	24
RAINBOW PEDIATRIC CENTER		2	22	92%	24
TARPON BAYOU CENTER			24	100%	24
LABORATORY DYNAMICS		20	4	17%	24
WALGREENS #04569		22	2	8%	24
BAPTIST PEDIATRICS		20	4	17%	24
FLORENCE J HUNT STUDENT WELLNESS CENTER - HEALTH SERVICES (ABBOTT)		24			24
FORT PIERCE FAMILY CARE INC		18	6	25%	24
PALMS MEDICAL GROUP - LAKE CITY WEST		3	21	88%	24
PACIFICA SENIOR LIVING FORT MYERS		15	9	38%	24
WESTMINSTER WOODS ON JULINGTON CREEK		22	2	8%	24
PRIME CARE ONE LLC/HARBORCHASE OF VENICE			24	100%	24
DALE MEDICAL CENTER		19	5	21%	24
THE CHAPPEL GROUP RESEARCH		24			24
LAKE NONA MEDICAL SERVICES		16	8	33%	24
NOVANT HEALTH		18	6	25%	24
DOCTORS MEDICAL CENTER OF WALTON COUNTY CLINIC			24	100%	24
HERITAGE OAKS ASSISTED LIVING & MEMORY CARE		20	4	17%	24
MORTON PLANT NORTH BAY HOSPITAL			24	100%	24
FLORIDA MEDICAL CLINIC - NEW TAMPA		19	5	21%	24
APOLLO SURGERY CENTER		21	2	9%	23
ROSS MEDICAL GROUP			23	100%	23
PRIMECARE AT PORT ORANGE		4	19	83%	23
REGENEXX TAMPA BAY		20	3	13%	23
CORE LABORATORY		1	22	96%	23
FLUSHING HOSPITAL MEDICAL CENTER		19	4	17%	23
MARQUES PEDIATRICS			23	100%	23

# COVID-19: testing by laboratory

Data through Apr 28, 2021 verified as of Apr 29, 2021 at 09:25 AM

Data in this report are provisional and subject to change.

The numbers in the table below represent the number of Florida and non-Florida residents for whom test results were received by the Department of Health. A person can be tested by more than one laboratory and can have both positive and negative results. **Therefore, the sum of the numbers in each column will be larger than the total number of people tested.**

Reporting lab	Inconclusive	Negative	Positive	Percent positive	Total
MEDCOR CORPORATE CLINIC		22	1	4%	23
CHARLOTTE CHD PORT CHARLOTTE		19	4	17%	23
WOODHOUSE INC		17	6	26%	23
WUESTHOFF MEDICAL CENTER-MELBOURNE			23	100%	23
UF HEALTH NORTH JACKSONVILLE			23	100%	23
TREEHOUSE PEDIATRICS		19	4	17%	23
SEBRING PEDIATRICS LLC			23	100%	23
FAST PACE MEDICAL CLINIC PLLC		21	2	9%	23
NEW JERSEY		22	1	4%	23
COMMONWEALTH OF MASSACHUSETTS			23	100%	23
GLEN COVE HOSPITAL		23			23
OMEGA LABORATORIES		19	4	17%	23
SONATA BOYNTON BEACH		21	2	9%	23
49D2045214PHYSICIAN OFFICE WAIVER MEDEXPRESS URGENT CARE - HARRISONBU		14	9	39%	23
CARESPOT		2	21	91%	23
PULSE MEDICAL GROUP INC			23	100%	23
Z UROLOGY		22	1	4%	23
NOBLE SENIOR LIVING		3	20	87%	23
WELLMED AT LAKE COPELAND		17	6	26%	23
SELECT PHYSICIANS ALLIANCE PL		23			23
JOINT AMBULATORY CARE CENTER		23			23
LAKEVIEW HEALTH CARE SYSTEMS		9	14	61%	23
UNIVERSITY HILLS HEALTH AND REHABILITATION CENTER		18	5	22%	23
MINUTECLINIC MINUTECLINIC #8746		22	1	4%	23
EGL GENETIC DIAGNOSTICS		1	22	96%	23
BAYFRONT FAMILY HEALTH CENTER		3	20	87%	23
PALM BAY FAMILY PRACTICE		6	17	74%	23
GILCHRIST COUNTY JAIL		21	2	9%	23
TRINITY MEDICAL ASSOCIATES LLC			23	100%	23
NORTHWEST FLORIDA COMMUNITY HOSPITAL 3RD FLOOR		21	2	9%	23
DOC PAM PA		22	1	4%	23
ISLAND COAST PEDIATRICS PA		22	1	4%	23
ADVANCED URGENT CARE CENTER		7	16	70%	23
COASTAL FAMILY PRACTICE		15	8	35%	23
ESOTERIX GENETIC LABORATORIES		17	6	26%	23
WELLMED AT BRANDON REGIONAL		16	7	30%	23
SARNO FAMILY PRACTICE		9	13	59%	22
MINUTE-CLINIC DIAGNOSTIC OF VIRGINIA		18	4	18%	22
LAKEWOOD RANCH MEDICAL CENTER CLINICAL LAB			22	100%	22
MINUTECLINIC DIAGNOSTICS MEDICAL GROUP		21	1	5%	22
MINUTECLINIC DIAGNOSTIC PA		19	3	14%	22
MEDI STATION			22	100%	22
INTERNAL MEDICINE LIPID AND WELNNESS PRACTICE		10	12	55%	22
ST MARYS MEDICAL CENTER			22	100%	22
MORNINGSIDE MANOR & VILLA ADULT CARE C		22			22
MARATHON HEALTH FOR LIFE		19	3	14%	22
ERIC C MARSHAL MD, PC DBA MINUTECLINIC		21	1	5%	22

# COVID-19: testing by laboratory

Data through Apr 28, 2021 verified as of Apr 29, 2021 at 09:25 AM

Data in this report are provisional and subject to change.

The numbers in the table below represent the number of Florida and non-Florida residents for whom test results were received by the Department of Health. A person can be tested by more than one laboratory and can have both positive and negative results. **Therefore, the sum of the numbers in each column will be larger than the total number of people tested.**

Reporting lab	Inconclusive	Negative	Positive	Percent positive	Total
SOUTH CAROLINA DEPARTMENT OF HEALTH			22	100%	22
HARTFORD HOSPITAL ANCILLARY LAB		17	5	23%	22
NEW YORK PRESBYTERIAN - ALLEN HOSPITAL		22			22
EBEIDS MD PEDIATRICS		19	3	14%	22
YUSRA MEDICAL ASSOCIATES PA		16	6	27%	22
GLEN OAKS URGENT CARE		20	2	9%	22
MIAMI BEACH MEDICAL GROUP			22	100%	22
TEXAS DEPARTMENT OF STATE HEALTH SERVICES		3	19	86%	22
MOBILE DIVISION LABORATORY		7	15	68%	22
KELLY'S ASSISTED LIVING FACILITY		22			22
FLORIDA PEDIATRICS		6	16	73%	22
TEN HEALTHCARE		6	16	73%	22
ORANGE REGIONAL MEDICAL CENTER LABORATORY		17	5	23%	22
ST VINCENT'S URGENT CARE		19	3	14%	22
OHIO CVS STORES, LLC DBA		19	3	14%	22
GRAND VILLA OF SARASOTA		21	1	5%	22
SOLE HEALTH LLC		22			22
ROCKLEDEGE REGIONAL MEDICAL CENTER		17	5	23%	22
CVS NC4165POCT BREVARD		14	8	36%	22
FAMILY AND AFTER HOURS CARE		22			22
PRIMARY CARE SPECIALISTS OF ORLANDO LLC		17	5	23%	22
BROOKDALE WEST BOYNTON BEACH		22			22
Wesley Place on Honeysuckle		20	2	9%	22
FLORIDA HOSPITAL LABS		12	10	45%	22
MARQUESA MEDICAL		19	3	14%	22
WALGREENS #04618		19	3	14%	22
DIACARTA INC.		22			22
OCEANSIDE URGENT CARE		22			22
MORRIS PARK URGENT CARE		19	3	14%	22
PATIENTS CHOICE LAB OF IND, LLC		16	6	27%	22
SEAGRASS VILLAGE			22	100%	22
ELAN SPANISH SPRINGS		4	18	82%	22
BASSETTI & ASSOCIATES, MD, PA			22	100%	22
Sovereign Laboratory Services, LLC		19	3	14%	22
MEDEXPRESS URGENT CARE - SEMINOLE SQUA		20	2	9%	22
BAYCARE MEDICAL GROUP INC			22	100%	22
OHSU MOLECULAR MICROBIOLOGY LAB		21	1	5%	22
ROCKLEDGE FAMILY HEALTH			21	100%	21
CARENOW URGENT CARE-BRENTWOOD		15	6	29%	21
PEDIATRIC ASSOCIATES PA		17	4	19%	21
JEFFERSON K-12, A SOMERSET SCHOOL- CLINIC		17	4	19%	21
CITY OF CLEARWATER EMPLOYEE HEALTH CENTER		10	11	52%	21
WINTER PARK FAMILY PRACTICE LLC		17	4	19%	21
WACO HHSSURGEWACO	1	17	3	14%	21
CONNECTDX		6	15	71%	21
BARTON FAMILY PRACTICE		10	11	52%	21
SOMA MEDICAL CENTER, PA #4 FLORIDA MANGO		1	20	95%	21

# COVID-19: testing by laboratory

Data through Apr 28, 2021 verified as of Apr 29, 2021 at 09:25 AM

Data in this report are provisional and subject to change.

The numbers in the table below represent the number of Florida and non-Florida residents for whom test results were received by the Department of Health. A person can be tested by more than one laboratory and can have both positive and negative results. **Therefore, the sum of the numbers in each column will be larger than the total number of people tested.**

Reporting lab	Inconclusive	Negative	Positive	Percent positive	Total
PRIMECARE OF DOTHAN-DALEVILLE CLINIC		16	5	24%	21
USCG AIR STATION CLEARWATER CLINIC		20	1	5%	21
GRACE WELLNESS CENTER		8	13	62%	21
CVS MINUTE CLINIC DIAGNOSTIC OF TN #6044		19	2	10%	21
PREMIUM HEALTH CARE			21	100%	21
ADVENT HEALTH - KISSIMMEE		6	15	71%	21
HELIX DIAGNOSTICS			21	100%	21
NAVAL MEDICAL CENTER SAN DIEGO			21	100%	21
CVS MINUTE CLINIC DIAGNOSTIC OF TEXAS LLC		17	4	19%	21
REVA INC		17	4	19%	21
CLEVELAND CLINIC FLORIDA		1	20	95%	21
ST JUDE CHILDRENS RESEARCH HOSPITAL		21			21
TENNESSEE DEPARTMENT OF HEALTH		15	6	29%	21
ESTATES MEDICAL CENTER		12	9	43%	21
GAMMA DIAGNOSTIC LAB LLC			21	100%	21
HARLEM HOSPITAL CENTER		20	1	5%	21
J AND J VISTAKON EMPLOYEE HEALTH CENTER		20	1	5%	21
THE VILLAGES HEALTH		12	9	43%	21
GOOD SAMARITAN MEDICAL CENTER			21	100%	21
ORANGE PARK PEDIATRIC ASSOCIATES		10	11	52%	21
ADVENTHEALTH MEDICAL GROUP PEDIATRICS AT		4	17	81%	21
CITY OF SANFORD EMPLOYEE HEALTH AND		20	1	5%	21
COLUMBIA MEMORIAL HOSPITAL		21			21
GUARDANT HEALTH		15	6	29%	21
LAKE HOWARD HEIGHTS	1	18	2	10%	21
UPMC CHAUTAUQUA AT WCA LABORATORY		20	1	5%	21
INTERNATIONAL MEDICAL LABORATORY INC		21			21
POINT OF CARE CLINICS PRIMARY CARE		20	1	5%	21
CLINICAL PATHOLOGY LABORATORIES SOUTHEAST			21	100%	21
ARDEN COURTS OF WINTER SPRINGS		18	3	14%	21
RHODE ISLAND DEPARTMENT OF HEALTH			21	100%	21
Citymd Of Lacey		18	3	14%	21
BROWNE MEDICAL		18	2	10%	20
Floral Health and Rehabilitation, LLC		19	1	5%	20
GENTIVA HEALTH SERVICES		18	2	10%	20
WINSHIPS PHARMACY INC		20			20
PRIMARY CARE MEDICINE	1	13	6	30%	20
MCWHORTER SCHOOL OF PHARMACY		20			20
TGH MEDICAL GROUP LABORATORY CARROLLWOOD			20	100%	20
VIERA FAMILY MEDICINE AND WELLNESS		16	4	20%	20
ODYSSEY HEALTHCARE OF MARION COUNTY, LLC		19	1	5%	20
BROOKDALE MANDARIN CENTRAL		7	13	65%	20
REDITUS LABORATORIES			20	100%	20
ADVENTHEALTH MEDICAL GROUP	1	13	6	30%	20
KIDSWOOD PEDIATRICS CORP		6	14	70%	20
FORT WALTON BEACH DEVELOPMENTAL CENTER		19	1	5%	20
CVS HEALTH, #3396		18	2	10%	20

# COVID-19: testing by laboratory

Data through Apr 28, 2021 verified as of Apr 29, 2021 at 09:25 AM

Data in this report are provisional and subject to change.

The numbers in the table below represent the number of Florida and non-Florida residents for whom test results were received by the Department of Health. A person can be tested by more than one laboratory and can have both positive and negative results. **Therefore, the sum of the numbers in each column will be larger than the total number of people tested.**

Reporting lab	Inconclusive	Negative	Positive	Percent positive	Total
AUBURN COMMUNITY HOSPITAL		18	2	10%	20
ST ANTHONY'S HOSP PATIENT CARE SERVICE			20	100%	20
MINUTECLINIC DIAGNOSTIC OF RHODE ISLAND, LLC #590		19	1	5%	20
CARESPOT OF NOCATEE		1	19	95%	20
MINUTECLINIC, LLC #4507		18	2	10%	20
BAY PEDIATRICS PA		18	2	10%	20
MINUTE CLINIC		2	18	90%	20
ORLANDO FAMILY PHYSICIANS INC		14	6	30%	20
THRIF-T DRUGS INC		18	2	10%	20
CONSOLIDATED LAB SERVICES		10	10	50%	20
DEPT OF VA MEDICAL CENTER - BAY PINES			20	100%	20
MINUTECLINIC DIAGNOSTIC OF TEXAS LLC		18	2	10%	20
ADVENTIST HEALTH SYSTEM		16	4	20%	20
THE CANOPY AT HARPER LAKE	1		19	95%	20
NONA PEDIATRIC CENTER		14	6	30%	20
MINUTECLINIC DIAGNOSTIC OF MICHIGAN PC		19	1	5%	20
PROFESSIONAL PARK PEDIATRICS PA			20	100%	20
PONCE PLAZA NURSING & REHAB CENTER		4	16	80%	20
LAKE WORTH MANOR		19	1	5%	20
GOOD SAMARITAN SOCIETY OF DAYTONA		16	4	20%	20
URGENT TEAM		17	3	15%	20
COMMUNITY HOME HEALTH CARE		20			20
BEST MEDICAL CENTER		11	9	45%	20
FIRST CHOICE PEDIATRICS WINTER SPRINGS		15	5	25%	20
ANYTIME LAB, LLC		18	2	10%	20
HEALTHY MINORS, LLC.		20			20
SHELBY BAPTIST MEDICAL CENTER		15	5	25%	20
STATEN ISLAND UNIVERSITY HOSPITAL		19	1	5%	20
BAPTIST MEDICAL GRP URGENT CARE & OCC HEALTH AIRPO		20			20
PEPIN ACADEMIES-PASCO		19	1	5%	20
MEDICAL EXPRESS CORP		18	2	10%	20
MINUTECLINIC DIAGNOSTIC OF TN PC #566		16	4	20%	20
MINUTECLINIC, LLC #1586		14	5	26%	19
INTEGRATED FAMILY MEDICAL CENTER			19	100%	19
FLORIDA HOSPITAL WINTER GARDEN		15	4	21%	19
MINUTE CLINIC DIAGNOSTIC OF TN PC #64		18	1	5%	19
SHIELDT3 LLC		19			19
ASHRAF MEDICAL GROUP PLLC DBA PULSE M		18	1	5%	19
REGENCY SQUARE MALL - SEARS		3	16	84%	19
FAMILY CARE CYPRESS CREEK		1	18	95%	19
URGENT CARE & FAMILY PRACTICE CENTER			19	100%	19
COLLEGE POINT URGENT CARE		16	3	16%	19
MEDEXPRESS URGENT CARE - TIMBERLAKE		16	3	16%	19
NO NAME		8	11	58%	19
EMERALD COAST HOSPICE - CRESTVIEW		19			19
LOVING CARE OF THE TREASURE COAST LLC	1	13	5	26%	19
AURORA UNIVERSITY WELLNESS CENTER		19			19

# COVID-19: testing by laboratory

Data through Apr 28, 2021 verified as of Apr 29, 2021 at 09:25 AM

Data in this report are provisional and subject to change.

The numbers in the table below represent the number of Florida and non-Florida residents for whom test results were received by the Department of Health. A person can be tested by more than one laboratory and can have both positive and negative results. **Therefore, the sum of the numbers in each column will be larger than the total number of people tested.**

Reporting lab	Inconclusive	Negative	Positive	Percent positive	Total
MED HEALTH SERVICES		18	1	5%	19
MD PLUS URGENT CARE, LLC			19	100%	19
ROYAL PALM MEDICAL GROUP, INC		19			19
ANYLABTESTNOW		6	13	68%	19
OCEAN REEF MEDICAL CENTER, LLC			19	100%	19
BAPTIST MEMORIAL HEALTH CARE		17	2	11%	19
CARE POINT HEALTH & WELLNESS CENTER		19			19
BAYVIEW MEDICAL		19			19
CLINIC OF PEDIATRICS & GI MEDICINE INC		1	18	95%	19
ROBERT WOOD JOHNSON UNIVERSITY HOSP		17	2	11%	19
Grace Rehabilitation of Vero Beach		19			19
JACKSON NORTH MEDICAL CENTER		2	17	89%	19
BRIDGEWAY HEALTH CLINICS INC			19	100%	19
ST. JUDES LABORATORIES		13	6	32%	19
GRAND VILLA OF PALM COAST		19			19
MINUTECLINIC INCORPORATE, LLC		16	3	16%	19
CAREHERE- LCS LEESBURG			19	100%	19
FOX FAMILY PRACTICE		19			19
MICHELLE S PAGE MD PA		18	1	5%	19
CLERMONT ADVENTHEALTH CENTRA CARE		1	18	95%	19
CARESPOT EXPRESS HEALTHCARE			19	100%	19
NANO HEALTH ASSOCIATES LLC		19			19
FLORIDA COMMUNITY HEALTH CENTER OF ST. LUCIE		1	18	95%	19
VALLEY IMMEDIATE CARE		16	3	16%	19
BIOREFERENCE LABORATORIES		7	12	63%	19
MONROE COUNTY DETENTION CENTER			19	100%	19
SEVEN RIVERS REGIONAL MEDICAL CENTER		5	14	74%	19
JOHNS HOPKINS MEDICAL LABORATORIES		1	18	95%	19
CORNER OAK ESTATE LLC		19			19
INTEGRATED REGIONAL LABORATORIES - LARGO			19	100%	19
ELTINGVILLE CIRCLE URGENT CARE		18	1	5%	19
STAT MEDICAL CLINIC III INC		13	6	32%	19
ST CATHERINE OF SIENA HOSPITAL		17	2	11%	19
ALL PEDIATRIC CARE			19	100%	19
LAB INTERMARKET FACILITY LAB		1	18	95%	19
MAIMONIDES MEDICAL CENTER		16	3	16%	19
STONE WASH CLINICAL LABORATORIES		2	17	89%	19
ABC PEDIATRICS OF PORT ST LUCIE		16	2	11%	18
107TH PLACE GROUP HOME		18			18
MOORINGS PARK OAKSTONE AT GREY OAKS		17	1	6%	18
ASCENSION ST VINCENT'S PRIMARY CARE		1	17	94%	18
MEDLAB INC		18			18
CLEVELAND CLINIC			18	100%	18
CVS PHARMACY		1	17	94%	18
RELIANCE MEDICAL CENTER		10	8	44%	18
BRONSON FIRE DEPARTMENT		18			18
URGENT CARE AT LONGWOOD			18	100%	18

# COVID-19: testing by laboratory

Data through Apr 28, 2021 verified as of Apr 29, 2021 at 09:25 AM

Data in this report are provisional and subject to change.

The numbers in the table below represent the number of Florida and non-Florida residents for whom test results were received by the Department of Health. A person can be tested by more than one laboratory and can have both positive and negative results. **Therefore, the sum of the numbers in each column will be larger than the total number of people tested.**

Reporting lab	Inconclusive	Negative	Positive	Percent positive	Total
DAVID LAWRENCE CENTER INC		16	2	11%	18
OSCEOLA ALF OPERATOR, LLC DBA□		18			18
GENERAL INTERNAL MEDICINE MEDICAL CTR CLINIC		13	5	28%	18
IONA COLLEGE HEALTH & WELLNESS CENTER		18			18
CVS MINUTE CLINIC DIAGNOSTIC OF WISCONSIN		18			18
MINUTECLINIC #8699		14	4	22%	18
MEDEXPRESS URGENT CARE, MOON TOWNSHIP		17	1	6%	18
ADVENT HEALTH - WINTER HAVEN		8	10	56%	18
UM MILLER SCHOOL OF MEDICINE			18	100%	18
TENDER CARE ALF		18			18
CRANES VIEW LODGE			18	100%	18
INTERMOUNTAIN CENTRAL LAB		1	17	94%	18
MINUTECLINIC, LLC, DBA MINUTECLINIC #6		16	2	11%	18
MARION COUNTY HEALTH DEPARTMENT		17	1	6%	18
PRATTVILLE BAPTIST HOSPITAL		14	4	22%	18
BAY COUNTY HEALTH DEPARTMENT		14	4	22%	18
MI CASA DORADA ASSISTED LIVING FACILIT		18			18
MC DIAGNOSTIC OF CONNECTICUT, PC #1960		18			18
CITY OF LAKE MARY EMPLOYEE HEALTH CENTER		16	2	11%	18
SANTA ROSA COUNTY JAIL - WELLPATH			18	100%	18
CVS MINUTE CLINIC DIAGNOSTIC OF TEXAS, LLC		14	4	22%	18
BROOKDALE ST AUGUSTINE		1	17	94%	18
MADISON CORE LABORATORIES		17	1	6%	18
AVALON FAMILY RESORT ASSISTED LIVING LLC		18			18
XPRESS WELLNESS URGENT CARE			18	100%	18
BERGEN NEW BRIDGE M		16	2	11%	18
Terrace of Jacksonville		3	15	83%	18
PPD - IXLAYER		17	1	6%	18
FORT HAMILTON URGENT CARE		18			18
CABOT RESERVE ON THE GREEN		18			18
WALGREEN EASTERN CO, INC		18			18
GMR EVENT SERVICES LLC DBA CROWDRX		18			18
MC DIAGNOSTIC OF CONNECTICUT, PC #775		17	1	6%	18
AURORA DIAGNOSTICS		6	12	67%	18
TPCA CLINICAL LABORATORIES		15	3	17%	18
DR PHILLIPS MEDICAL WELLNESS CENTER		13	5	28%	18
WILLOWS AT WILDWOOD, THE		14	4	22%	18
MEDEXPRESS URGENT CARE LEWISBURG		16	1	6%	17
DIEGO FALLON MD PA		6	11	65%	17
BAY BREEZE HEALTH AND REHABILITATION CENTER		9	8	47%	17
UNIVERSITY OF ALABAMA - FUNGAL REFERENCE LABORATORY		12	5	29%	17
CVS MINUTE CLINIC DIAGNOSTIC OF VIRGINIA		17			17
UC HEALTH UNIVERSITY HOSPITAL		14	3	18%	17
MASSACHUSETTS GENERAL HOSPITAL		1	16	94%	17
STARLING AT NOCATEE			17	100%	17
GENOTOX LABORATORIES		14	3	18%	17
MONTEFIORE ST LUKE'S CORNWALL HOSPITAL		13	4	24%	17

# COVID-19: testing by laboratory

Data through Apr 28, 2021 verified as of Apr 29, 2021 at 09:25 AM

Data in this report are provisional and subject to change.

The numbers in the table below represent the number of Florida and non-Florida residents for whom test results were received by the Department of Health. A person can be tested by more than one laboratory and can have both positive and negative results. **Therefore, the sum of the numbers in each column will be larger than the total number of people tested.**

Reporting lab	Inconclusive	Negative	Positive	Percent positive	Total
KIMBERLY J HENDERSON MD PC		16	1	6%	17
CARE NOW, INC		13	4	24%	17
UNIVERSITY LAB			17	100%	17
CALLAWAY CLINIC		12	5	29%	17
WELLINGTON FAMILY PRACTICE		13	4	24%	17
MIRIMUS INC		1	16	94%	17
MARCO DRUGS AND COMPOUNDING		13	4	24%	17
URGENT CARE OF NEW YORK		16	1	6%	17
MINUTECLINIC DIAGNOSTIC OF SC, LLC #2		13	4	24%	17
HEALTHCARE NOW			17	100%	17
INN AT LAKE SEMINOLE SQUARE, THE		17			17
ALBIBI		1	16	94%	17
KIDS CARE PEDIATRICS PA			17	100%	17
GENETIC TECHNOLOGICAL INNOVATIONS			17	100%	17
PARRISH HEALTH CENTER		14	3	18%	17
MEDEXPRESS URGENT CARE- MARYLAND		14	3	18%	17
EAR NOSE & THROAT ASSOCIATES OF MANATEE PA		17			17
ST JOSEPH HOSPITAL		16	1	6%	17
LYNN KEEFE, MD PEDIATRICS		14	3	18%	17
CVS NC2357POCT HUNTERSVILLE		15	2	12%	17
BROOKDALE CROWN POINT			17	100%	17
BLOUNT MEMORIAL HOSPITAL		14	3	18%	17
NORTHSIDE HOSPITAL DULUTH		14	3	18%	17
COMPREHENSIVE CHILDCARE ASSOCIATES		9	8	47%	17
YORKVILLE PEDIATRIC URGENT CARE		17			17
COAST MED URGENT CARE		16	1	6%	17
URGENT CARE WEST CLINIC		14	3	18%	17
FRUITVILLE URGENT CARE			17	100%	17
PRIMARY CARE WALK IN CLINIC PLLC			17	100%	17
MEDEXPRESS URGENT CARE - ROBINSON TWP, STEUBENVILLE PIKE		15	2	12%	17
UVMCM MICROBIOLOGY		16	1	6%	17
IXI WELLNESS DALLAS, LLC		17			17
RESOLVE MOLECULAR DIAGNOSTICS		13	4	24%	17
SOMA MEDICAL CENTER PA			17	100%	17
RIVERSIDE MEDICAL GROUP		16	1	6%	17
MINUTECLINIC DIAGNOSTIC OF TN PC #6415		13	4	24%	17
ESTATES MEDICAL CENTER INC		4	13	76%	17
TINA'S ASSISTED LIVING FACILITY CORP		16			16
CRUCIAL CARE		10	6	38%	16
NOVANT HEALTH GOHEALTH URGENT CARE-HARRISBURG		8	8	50%	16
KETAMINE HEALTH CENTERS AT BONITA SPRINGS, LLC		16			16
JS HEALTHCARE INC		16			16
PRESBYTERIAN MEDICAL SERVICES		16			16
BONIFAY NURSING AND REHABILITATION CENTER			16	100%	16
MINUTECLINIC DIAGNOSTIC OF OKLAHOMA		13	3	19%	16
PROMEDICA LABORATORIES		11	5	31%	16
FLORIDA MEDICAL ASSOCIATES LLC		9	7	44%	16

# COVID-19: testing by laboratory

Data through Apr 28, 2021 verified as of Apr 29, 2021 at 09:25 AM

Data in this report are provisional and subject to change.

The numbers in the table below represent the number of Florida and non-Florida residents for whom test results were received by the Department of Health. A person can be tested by more than one laboratory and can have both positive and negative results. **Therefore, the sum of the numbers in each column will be larger than the total number of people tested.**

Reporting lab	Inconclusive	Negative	Positive	Percent positive	Total
LAKEVIEW HEALTH SYSTEMS			16	100%	16
SRMC AVALON		9	7	44%	16
HUDSON VALLEY HOSPITAL CENTER LABORATORY		15	1	6%	16
Lab MSMC Hialeah			16	100%	16
SARASOTA MEDICAL CENTER		6	10	63%	16
ST AUGUSTINE PLANTATION		1	15	94%	16
CVS MINUTE CLINIC DIAGNOSTIC MED GRP OF CA		16			16
TMH FSU RAPID LABORATORY		2	14	88%	16
MILLENNIUM PHYSICIAN GRP LLC NAPLES PINE RIDGE			16	100%	16
URGENT CARE CLINIC OF LINCOLN		14	2	13%	16
SELECT PHYSICIANS ALLIANCE		16			16
COMMUNITY HEALTH OF SOUTH FLORIDA INC			16	100%	16
PRO HEALTH FAMILY PHYSICIANS, NYSTROM		16			16
MINUTE CLINIC DIAGNOSTIC OF SOUTH CAROLINA		12	4	25%	16
NORTHERN WESTCHESTER HOSPITAL LABORATORY		14	2	13%	16
MORTON PLANT MEASE			16	100%	16
SURGERY CENTER OF CORAL GABLES LLC,THE		12	4	25%	16
HUNTINGTON URGENT CARE		15	1	6%	16
JOSEPH MIGNOGNA		13	3	19%	16
INTERNAL MEDICINE ASSOCIATES & SPECIALTIES INC		15	1	6%	16
BVL PEDIATRICS		14	2	13%	16
TGH URGENT CARE – WESTCHASE			16	100%	16
UNAVAILABLE/UNKNOWN/NO INFORMATION FOUND			16	100%	16
CVS MINUTE CLINIC DIAGNOSTIC PA		12	4	25%	16
MINNEOLA PLACE A HOMEBRIDGE COMMUNITY		16			16
PANAMA CITY VITAS HOSPICE		16			16
SONORA QUEST LABORATORIES			16	100%	16
NORTHWEST FLORIDA SLEEP		1	15	94%	16
WELLSTAR NORTH FULTON HOSPITAL LABORAT		15	1	6%	16
OKEECHOBEE HEALTHCARE FACILITY			16	100%	16
MINUTECLINIC DIAGNOSTIC OF TN PC #643		12	4	25%	16
NEMOURS CHILDREN'S URGENT			16	100%	16
UNIVERSITY OF MIAMI MILLER SCHOOL			16	100%	16
ADVENT HEALTH - ZEPHYRHILLS			16	100%	16
BRYAN WHITFIELD MEMORIAL HOSPITAL		11	5	31%	16
XERA MED RESEARCH			16	100%	16
ALL FLORIDA FAMILY & SPORTS MEDICINE		15	1	6%	16
GOOD SAMARITAN SOCIETY		16			16
COMMUNITY CARE CENTER□		15	1	6%	16
MEDEXPRESS URGENT CARE - LAFAYETTE		15	1	6%	16
INDIANA STATE DEPARTMENT OF HEALTH		1	15	94%	16
FAST TRACK URGENT CARE CENTER - TYRONE			16	100%	16
CENTRAL JERSEY URGENT CARE OF EATONTOW		15	1	6%	16
LEHIGH VALLEY HOSPITAL		3	13	81%	16
HODGES CLUSTER		2	14	88%	16
MEDICINE AT LONGWOOD		16			16
RICH STREET GROUP HOME		9	7	44%	16

# COVID-19: testing by laboratory

Data through Apr 28, 2021 verified as of Apr 29, 2021 at 09:25 AM

Data in this report are provisional and subject to change.

The numbers in the table below represent the number of Florida and non-Florida residents for whom test results were received by the Department of Health. A person can be tested by more than one laboratory and can have both positive and negative results. **Therefore, the sum of the numbers in each column will be larger than the total number of people tested.**

Reporting lab	Inconclusive	Negative	Positive	Percent positive	Total
PALATKA VA CBOC		15	1	6%	16
NORTHWEST FLORIDA ENT, PA		5	11	69%	16
HAWTHORNE INN OF LAKELAND		16			16
DAVITA DIALYSIS		4	12	75%	16
SUFFRIDGE DRIVE GROUP HOME		16			16
WELLMED AT PORT ST LUCIE WEST		10	5	33%	15
PREMIER LABORATORY SERVICES, LLC		5	10	67%	15
MINUTECLINIC DIAGNOSTIC OF VIRGINIA, LLC #1416		14	1	7%	15
FAMILY CARE			15	100%	15
STATEN ISLAND UNIVERSITY HOSPITAL SEGUINE AVE		12	3	20%	15
MILTON 4707		15			15
ORLANDO HEALTH		2	13	87%	15
AJU GEORGE MD PA			15	100%	15
SKIN WELLNESS PHYSICIANS LLC		15			15
LILY'S PROMISE AL#12775		15			15
SINAI HOSPITAL OF BALTIMORE		15			15
CUSTEAD CARE CENTER HAVEN HOSPICE		12	3	20%	15
FLORIDA DEPARTMENT OF HEALTH IN HILLSBOROUGH COUNTY		1	14	93%	15
LAKE CO SCHOOLS EMPLOYEE HEALTH & WELLNESS CENTER	1	11	3	20%	15
MINUTE CLINIC DIAGNOSTIC MED GRP		14	1	7%	15
MC DIAGNOSTIC OF CONNECTICUT, PC #1966		15			15
PATHLINE			15	100%	15
LONG ISLAND JEWISH VALLEY STREAM		14	1	7%	15
INFEXIONSHIELD INC.		15			15
HAVEN HOSPICE IN CHIEFLAND		9	6	40%	15
LAKE NONA MEDICAL SERVICE LLC		13	2	13%	15
CVS CA9715POCT THOUSAND OAKS		15			15
HEALTH MED HOME CARE, LLC		15			15
CARENOW URGENT CARE-DONELSON		12	3	20%	15
CARDIOTHORACIC SURGERY OF HYDE PARK			15	100%	15
UNIVERSITY HOSPITAL UC HEALTH		11	4	27%	15
TIFT REGIONAL HEALTH SYSTEM, INC		15			15
MC DIAGNOSTIC OF CONNECTICUT PC #459		15			15
MEDLAB ASSOCIATES LLC		15			15
FAMILY CARE CENTER OF ARLINGTON		10	5	33%	15
OPIS ISLAND LAKE CENTER		13	2	13%	15
EASTLAKE PEDIATRICS - TRINITY		15			15
PROMUS DIAGNOSTICS, LLC			15	100%	15
SAVANNAH STATE UNIVERSITY, COUNSELING		15			15
MEDI-DRUG INC		13	2	13%	15
ST JOSEPHS HOSP OF ATLANTA/CLINIC LAB		13	2	13%	15
OPTIONS FOR SENIORS INC DBA PALM KREST MANOR		12	3	20%	15
DIATHERIX		13	2	13%	15
OAKMONTE VILLAGE OF DAVIE			15	100%	15
GADSDEN REGIONAL MEDICAL CENTER		15			15
WALGREENS #07936		14	1	7%	15
NORTH COUNTRY FAMILY HEALTH CENTER INC		15			15

# COVID-19: testing by laboratory

Data through Apr 28, 2021 verified as of Apr 29, 2021 at 09:25 AM

Data in this report are provisional and subject to change.

The numbers in the table below represent the number of Florida and non-Florida residents for whom test results were received by the Department of Health. A person can be tested by more than one laboratory and can have both positive and negative results. **Therefore, the sum of the numbers in each column will be larger than the total number of people tested.**

Reporting lab	Inconclusive	Negative	Positive	Percent positive	Total
CVS TX8321POCT MCKINNEY		15			15
Astoria Health and Rehab		15			15
BAPTIST PRIMARY CARE PONTE VEDRA		9	6	40%	15
TOXUSALABS DBA CONNECTDX LABS		12	3	20%	15
WALK IN URGENT CARE			15	100%	15
GNT ASSOCIATES		14	1	7%	15
MIAMI BEACH MEDICAL GROUP LLC			15	100%	15
MINUTE CLINIC LLC #5733		15			15
TELEVISIT MALABAR PEDIATRICS		5	10	67%	15
BROOKLYN HOSPITAL CENTER DOWNTOWN CAMPUS		15			15
Heartland Healthcare Center Boca Raton		2	13	87%	15
VERO DIAGNOSTICS		14	1	7%	15
NOVALIFE MEDSPA			15	100%	15
MINUTE-CLINIC DIAGNOSTIC OF VIRGINIA, LLC #2003		12	3	20%	15
MEADOWCREST MOLECULAR DIAGNOSTICS, LLC			15	100%	15
CVS MINUTE CLINIC, LLC		13	2	13%	15
DELIVER MY MEDS CORP		15			15
BESSENT ROAD GROUP HOME		15			15
BAPTIST MEDICAL CENTER EAST		11	4	27%	15
HOLLEY-NAVARRE MEDICAL CLINIC		5	10	67%	15
CVS NY491POCT JACKSON HEIGHTS		15			15
PROHEALTH CARE ASSOCIATES MOBILE		12	3	20%	15
MONTEFIORE MEDICAL CENTER LABORATORIES - WEILER		10	4	29%	14
FG RAPID RESULTS LLC		8	6	43%	14
SARASOTA - ROBERT L TAYLOR COMMUNITY CENTER		1	13	93%	14
Solaris Healthcare Pensacola			14	100%	14
NORTHSIDE HOSPITAL FORSYTH		12	2	14%	14
KAILOS GENETICS INC		11	3	21%	14
The Evangelical Lutheran Good Samaritan Society		14			14
MADISON COUNTY HEALTH DEPARTMENT		7	7	50%	14
PARROTT MEDICAL CLINIC			14	100%	14
MINUTE CLINIC OF KANSAS PA		8	6	43%	14
MC DIAGNOSTIC OF CONNECTICUT, PC # 257		13	1	7%	14
ACCESS HOME HEALTH OF FLORIDA LLC		14			14
ADVICE FOR OPTIMAL WELLNESS		11	3	21%	14
BELLEVUE HOSPITAL CENTER DEPARTMENT		14			14
ALAN L MELOTEK MD		14			14
MIRACLE ALF INC		14			14
LUCID DIAGNOSTICS LABS			14	100%	14
ST CLOUD MEDICAL GROUP		12	2	14%	14
Crestwood Nursing Center		7	7	50%	14
SOUTHEASTERN LABORATORY			14	100%	14
ALASKA PUBLIC HEALTH LAB		1	13	93%	14
IGENEX INC		14			14
QUEENS UNIVERSITY OF CHARLOTTE		14			14
INHEALTH LIFE SCIENCES		6	8	57%	14
HORIZON MEDICAL GROUP		12	2	14%	14

# COVID-19: testing by laboratory

Data through Apr 28, 2021 verified as of Apr 29, 2021 at 09:25 AM

Data in this report are provisional and subject to change.

The numbers in the table below represent the number of Florida and non-Florida residents for whom test results were received by the Department of Health. A person can be tested by more than one laboratory and can have both positive and negative results. **Therefore, the sum of the numbers in each column will be larger than the total number of people tested.**

Reporting lab	Inconclusive	Negative	Positive	Percent positive	Total
TALLAHASSEE PRIMARY CARE ASSOCIATES PA		12	2	14%	14
Hackensack Umc Mountainside		13	1	7%	14
SOUTHEASTERN UNIVERSITY INC		14			14
ARNOT OGDEN MEDICAL CENTER LABORATORY		14			14
CITY OF WEST PALM BEACH EMPLOYEE & FAMILY HEALTH		14			14
NIGHT OWL PEDIATRICS URGENT CARE			14	100%	14
EPIPHANY HEALTH		8	6	43%	14
MED TECH SERVICES OF PALM BEACH INC		14			14
HEALTHFIRST ADVENT HEALTH CENTRA CARE COCOA BEACH			14	100%	14
MEDEXPRESS URGENT CARE - BENTON HARBOR		14			14
NEW YORK PRESBYTERIAN - LOWER MANHATTAN		14			14
FAMILY PRACTICE ON THE GO		6	8	57%	14
RIVERSIDE COTTAGES AT THE SHORES, LLC			14	100%	14
CARENOW URGENT CARE-WEST END		9	5	36%	14
MINUTECLINIC DIAGNOSTIC OF TN, PC 4992		14			14
ST JOSEPH WOMENS HOSPITAL			14	100%	14
CVS TN5639POCT FARRAGUT		11	3	21%	14
METHODIST MEDICAL CENTER		11	3	21%	14
CVS HEALTH MINUTE CLINIC		1	13	93%	14
DESOTO HEALTH AND REHAB LLC		9	5	36%	14
ATMORE NURSING CENTER		13	1	7%	14
MINUTECLINIC, LLC, DBA MINUTECLINIC #2		12	2	14%	14
FLORIDA KEYS CONCIERGE MEDICINE, LLC		12	2	14%	14
CVS NC187POCT CHARLOTTE		13	1	7%	14
UNIVERSITY HOSPITALS OF CLEVELAND		8	6	43%	14
FAMILY MEDICINE OF WESTON LLC		6	8	57%	14
CVS GA2108POCT NORCROSS		11	3	21%	14
MELBOURNE FAMILY PRACTICE		12	2	14%	14
PT&J REHAB - VILLAGE OF ROYAL PALM BEACH		12	2	14%	14
SIGMUND LABS LLC		14			14
DYNAMIC DNA LAB		1	13	93%	14
MEDI PARTNERS OF S FLORIDA LLC		14			14
SUMMIT ATLANTIC SURGERY CENTER		14			14
MINUTECLINIC DIAGNOSTIC OF TN, PC 6438		12	2	14%	14
BOCA SIMON		2	12	86%	14
SOMA MEDICAL CENTER, P.A.			14	100%	14
STEWART MELBOURNE HOSPITAL, INC	1		13	93%	14
NORTHWESTERN MEMORIAL HOSPITAL			14	100%	14
HAVEN HOSPICE			14	100%	14
VIGILINT HEALTHCARE		12	2	14%	14
LEE MEMORIAL HEALTH SYSTEM D/B/A		12	2	14%	14
LIFE'S SPECIAL MOMENTS INC		14			14
WESTERN NEW YORK IMMEDIATE MEDICAL CAR		13	1	7%	14
WELLSTAR COBB HOSPITAL		12	2	14%	14
TLC FAMILY CARE HOME INC		14			14
POLK CHD BARTOW		13	1	7%	14
MEDEXPRESS URGENT CARE - CHRISTIANBURG		9	4	31%	13

# COVID-19: testing by laboratory

Data through Apr 28, 2021 verified as of Apr 29, 2021 at 09:25 AM

Data in this report are provisional and subject to change.

The numbers in the table below represent the number of Florida and non-Florida residents for whom test results were received by the Department of Health. A person can be tested by more than one laboratory and can have both positive and negative results. **Therefore, the sum of the numbers in each column will be larger than the total number of people tested.**

Reporting lab	Inconclusive	Negative	Positive	Percent positive	Total
SAMARITAN MEDICAL CENTER		13			13
MINUTECLINIC DIAG OF IND, LLC #6697		13			13
ALL 4 KIDZ PEDIATRICS		9	4	31%	13
SOUTHEAST FAMILY HEALTHCARE CENTER			13	100%	13
WALGREENS #06416		12	1	8%	13
NORTHEAST PEDIATRICS			13	100%	13
Signature Healthcare of Savannah		13			13
CAN COMMUNITY HEALTH, INC		11	2	15%	13
FLORIDA STATE HOSPITAL			13	100%	13
MHHS All Lab Subsection		13			13
CULINARY INSTITUTE OF AMERICA STUDENT	3	10			13
OWL NOW URGENT CARE		5	8	62%	13
WORLD WRESTLING ENTERTAINMENT			13	100%	13
VALDOSTA FAMILY MEDICINE		1	12	92%	13
IN-OFFICE LAB		12	1	8%	13
BROOKDALE DELAND			13	100%	13
Sunnyside Care Center		13			13
URGENT MEDICAL CENTER INC		5	8	62%	13
HARBOR CHASE OF JACKSONVILLE			13	100%	13
RED MOUNTAIN DIAGNOSTICS		13			13
BENNETT PEDIATRICS		13			13
ST LUKES ROOSEVELT LABORATORY		10	3	23%	13
MINUTECLINIC, LLC, DBA MINUTECLINIC #6106		11	2	15%	13
AFC URGENT CARE - CEDAR GROVE		11	2	15%	13
SANDGATE GARDENS REHAB & NURSING CENTER		3	10	77%	13
RDX BIOSCIENCE INC		10	3	23%	13
LAKELAND REGIONAL HEALTH GRASSLANDS		12	1	8%	13
COMPASS URGENT CARE		8	5	38%	13
GULF COAST MEDICAL GROUP		5	8	62%	13
ROBINSON FAMILY CLINIC PA		5	8	62%	13
TAPESTRY TALLAHASSEE WALDEN		13			13
CVS MINUTE CLINIC DIAGNOSTIC PA #3060		11	2	15%	13
MISSOURI DEPARTMENT OF HEALTH AND SENIOR SERVICES			13	100%	13
SUNCOAST COMMUNITY HEALTH CENTERS INC		3	10	77%	13
ORCHID COVE		3	10	77%	13
ORMOND MEDICAL ARTS		3	10	77%	13
St Joseph's Hospital & Medical Center		12	1	8%	13
NATIONAL GENETICS INST LABCORP		4	9	69%	13
CLINICAL LABORATORY SERVICES			13	100%	13
CVS HEALTH, #2043		13			13
Atlanta VAMC		8	5	38%	13
THE PLAZA AT PARKSQUARE		13			13
MINUTE CLINIC LLC #2775		12	1	8%	13
MEYER PEDIATRICS CHTD		11	2	15%	13
MINUTECLINIC, LLC #1492		13			13
MINUTECLINIC DIAGNOSTIC OF NORTH CAROLINA, PC		12	1	8%	13
MEDEXPRESS URGENT CARE - PANTOPS		12	1	8%	13

# COVID-19: testing by laboratory

Data through Apr 28, 2021 verified as of Apr 29, 2021 at 09:25 AM

Data in this report are provisional and subject to change.

The numbers in the table below represent the number of Florida and non-Florida residents for whom test results were received by the Department of Health. A person can be tested by more than one laboratory and can have both positive and negative results. **Therefore, the sum of the numbers in each column will be larger than the total number of people tested.**

Reporting lab	Inconclusive	Negative	Positive	Percent positive	Total
MINUTE CLINIC LLC #5706		11	2	15%	13
AVENTURA HOSPITAL AND MEDICAL CENTER			13	100%	13
BARRANCO CLINIC,THE	3	9	1	8%	13
MINUTE-CLINIC DIAGNOSTIC OF VIRGINIA, LLC		13			13
MINUTECLINIC LLC (1435)		12	1	8%	13
ESCAMBIA COMMUNITY CLINIC		2	11	85%	13
CVS MINUTE CLINIC DIAGNOSTIC OF TN #3293		12	1	8%	13
MINUTECLINIC DIAGNOSTIC OF RHODE ISLAND		10	3	23%	13
COVANCE CENTRAL LABORATORY			13	100%	13
MOODY MANOR		13			13
AVALON MEDICAL WALK IN CLINIC			13	100%	13
MINUTE CLINIC DIAGNOSTIC OF SC, LLC #42		12	1	8%	13
MERCY MEDICAL CENTER		6	7	54%	13
CORAL LANDING ASSISTED LIVING		11	2	15%	13
PHELPS HOSPITAL LABORATORY		11	2	15%	13
PARKWEST MEDICAL CENTER		11	2	15%	13
MINUTECLINIC, LLC, MINUTECLINIC #7637		11	2	15%	13
VILLA OF KINGS AND QUEENS OF DELRAY		13			13
CROSS CARE CENTER			13	100%	13
DEVEREUX FLORIDA CHILDRENS CENTER			13	100%	13
MEDLABS DIAGNOSTICS		11	2	15%	13
MINUTECLINIC DIAGNOSTIC OF GEORGIA, LL		11	2	15%	13
EAR NOSE AND THROAT ASSOCIATES OF MANATEE, P.A.		10	3	23%	13
BAPTIST HEALTH			13	100%	13
LANE PEDIATRICS PA		1	12	92%	13
MINUTECLINIC DIAGNOSTIC OF VIRGINIA		13			13
EFFINGER HEALTH, PA		13			13
CONSULATE HEALTH CARE OF PENSACOLA			13	100%	13
SHELBY COUNTY HEALTH CARE CORPORATION		10	3	23%	13
ROCKLEDGE		3	10	77%	13
MAINSTREET FAMILY SELECT		1	12	92%	13
ST CLOUD COMPOUNDING PHARMACY & WELLNESS CENTER		12	1	8%	13
MONTEFIORE NYACK HOSPITAL AFFILIATED LABORATORY		12	1	8%	13
MEDEXPRESS URGENT CARE - SALEM		9	4	31%	13
GLENBROOKE AT PALM BAY			13	100%	13
SUMTER COUNTY HEALTH DEPARTMENT		7	5	42%	12
ACCENTCARE		12			12
MEDEXPRESS URGENT CARE - MONROE		12			12
LAB UNKNOWN		1	11	92%	12
LONGWOOD PEDIATRICS LLC			12	100%	12
MEDEXPRESS URGENT CARE-ALTOONA		10	2	17%	12
MERIDIAN AT WATERWAYS, THE		10	2	17%	12
PANCARE HEALTH - WEWA ELEMENTARY			12	100%	12
CVS MINUTE CLINIC DIAGNOSTIC		11	1	8%	12
MINUTECLINIC DIAGNOSTIC OF PA, LLC (1036)		10	2	17%	12
WALGREEN #6538		12			12
MINUTECLINIC DIAGNOSTIC OF TN PC #240		10	2	17%	12

# COVID-19: testing by laboratory

Data through Apr 28, 2021 verified as of Apr 29, 2021 at 09:25 AM

Data in this report are provisional and subject to change.

The numbers in the table below represent the number of Florida and non-Florida residents for whom test results were received by the Department of Health. A person can be tested by more than one laboratory and can have both positive and negative results. **Therefore, the sum of the numbers in each column will be larger than the total number of people tested.**

Reporting lab	Inconclusive	Negative	Positive	Percent positive	Total
CVS TN5601POCT LENOIR CITY		10	2	17%	12
VILLA HEALTH NH LLC		10	2	17%	12
GEORGE W FERGUSON MD-CONCIERGE MEDICAL SERVICES PL		11	1	8%	12
MINUTECLINIC DIAGNOSTIC OF TN, PC 6304		10	2	17%	12
HIRAM COLLEGE HEALTH CENTER (ABBOTT)		12			12
ST PETER'S UNIVERSITY HOSPITAL		9	3	25%	12
MEDEXPRESS URGENT CARE MONACA		12			12
ADVENTIST HEALTH SYSTEM FLORIDA DEPT OF HEALTH		7	5	42%	12
WANTAGH URGENT CARE		9	3	25%	12
FAMILY MEDICINE AT HUNTERS CREEK		12			12
ADVENTHEALTH MEDICAL GROUP CARE CLINIC AT		8	4	33%	12
Rosewood Healthcare and Rehabilitation Center		5	7	58%	12
VERITAS RESEARCH CORP			12	100%	12
RUSSELL MEDICAL CENTER		11	1	8%	12
MINUTECLINIC DIAGNOSTIC OF VIRGINIA, LLC #255		12			12
ORLANDO FAMILY MEDICAL INC		12			12
COLLIER COUNTY HEALTH DEPT.		7	5	42%	12
WOODLAND TOWERS		6	6	50%	12
QHG OF ENTERPRISE INC (DBA MEDICAL CTR		12			12
CARE FAST MURABELLA		7	5	42%	12
BROWARD DIALYSIS			12	100%	12
CARROLL GARDENS URGENT CARE		12			12
VIBRANT AMERICA		10	2	17%	12
MI2297090CV HOLLAND-23D2189684		12			12
VITALANT		1	11	92%	12
TMH PHYSICIAN PARTNERS - MONTICELLO		10	2	17%	12
NAPLES GREEN VILLAGE		12			12
CARLOS PORTU MD, PLLC			12	100%	12
MEDEXPRESS URGENT CARE-LATROBE		11	1	8%	12
MINUTECLINIC DIAGNOSTIC OF TN PC #386		11	1	8%	12
ACADIAN DIAGNOSTIC LABORATORIES		8	4	33%	12
CAPE CORAL URGENT CARE		9	3	25%	12
MEDEXPRESS URGENT CARE - BEECH GROVE		11	1	8%	12
URGENT TEAM MANAGEMENT OF TENNESSEE		10	2	17%	12
Lady Lake Specialty Care			12	100%	12
MEDEXPRESS URGENT CARE CHARLESTON		8	4	33%	12
SOMA MEDICAL CENTER PA #4			12	100%	12
APPLE DIAGNOSTICS LAB		5	7	58%	12
MINUTECLINIC, LLC #244		11	1	8%	12
SUWANNEE COUNTY JAIL		11	1	8%	12
RICHMOND UNIVERSITY MEDICAL CENTER		10	2	17%	12
VA Primary Care Clinic at Meharry		11	1	8%	12
JOHN W NORRIS III MD PA	1		11	92%	12
FAMILY MEDICINE AT LONGWOOD			12	100%	12
DYNAMIC HEALTH CENTERS INC		8	4	33%	12
OHIO STATE UNIVERSITY MEDICAL CENTER			12	100%	12
BRITO MEDICAL CENTER		10	2	17%	12

# COVID-19: testing by laboratory

Data through Apr 28, 2021 verified as of Apr 29, 2021 at 09:25 AM

Data in this report are provisional and subject to change.

The numbers in the table below represent the number of Florida and non-Florida residents for whom test results were received by the Department of Health. A person can be tested by more than one laboratory and can have both positive and negative results. **Therefore, the sum of the numbers in each column will be larger than the total number of people tested.**

Reporting lab	Inconclusive	Negative	Positive	Percent positive	Total
MINUTECLINIC DIAGNOSTIC OF NEW MEXICO		12			12
CVS MINUTE CLINIC DIAGNOSTIC MED GRP OF SAN		10	2	17%	12
FLORIDA DEPARTMENT OF HEALTH WASHINGTON COUNTY		7	5	42%	12
CVS TX7162POCT HOUSTON		12			12
Maury Regional Hospital		6	6	50%	12
CVS MINUTE CLINIC DIAG OF IND, LLC #6549		11	1	8%	12
FLORIDA DEPT OF HEALTH		4	8	67%	12
LIFE CARE OF PORT SAINT LUCIE		3	9	75%	12
DEPARTMENT OF PUBLIC HEALTH		12			12
PHASE2 LABS	2	8	2	17%	12
CARENOW URGENT CARE-HERMITAGE		8	4	33%	12
FAMILY PRACTICE OF DAVIE INC			12	100%	12
GENESIS		8	4	33%	12
SENIOR HOME CARE INC		12			12
GLEN OAKS HEALTH AND REHABILITATION CENTER			12	100%	12
CLEVELAND TENNESSEE HOSPITAL COMPANY		11	1	8%	12
MINUTE CLINIC DIAGNOSTIC OF NORTH CAROLINA		12			12
FHCP-PORT ORANGE		3	9	75%	12
BAYONET POINT HOSPITAL			12	100%	12
MC DIAGNOSTIC OF CONNECTICUT , PC # 3		10	2	17%	12
IREPERTOIRE_MOL_LAB		12			12
LEON CHD		12			12
MINUTECLINIC DIAGNOSTIC OF ILLINOIS LL		10	2	17%	12
BROOKDALE CITRUS			12	100%	12
SAMARITAN HOSPITAL LABORATORY		11	1	8%	12
ST. PETERSBURG PEDIATRICS			12	100%	12
CVS MINUTE CLINIC, LLC #22		11	1	8%	12
THE POTTER'S HOUSE AT CANNON POINT		12			12
PUTNAM COUNTY HEALTH DEPARTMENT		12			12
DIAMOND SPEEDWAY DIALYSIS		1	11	92%	12
MINUTE CLINIC LLC #6765		12			12
WINTER PARK CARE AND REHABILITATION			11	100%	11
MINUTECLINIC, LLC #1470		10	1	9%	11
NHC HealthCare Anniston		11			11
HEALTH NETWORK LABORATORIES		7	4	36%	11
St. Annes Nursing Center, St. Annes Residence, Inc.		11			11
MINUTECLINIC DIAGNOSTIC OF NEW JERSEY, LLC # 7069		11			11
BLOOMINGDALE PEDIATRIC ASSOCIATES PA			11	100%	11
MINUTE-CLINIC DIAGNOSTIC OF VIRGINIA,		10	1	9%	11
CARENOW URGENT CARE-GREEN HILLS		10	1	9%	11
MINUTECLINIC DIAGNOSTIC OF MINNESOTA		11			11
MEDEXPRESS URGENT CARE - FORT WORTH S		9	2	18%	11
ILLINOIS DEPT OF PUBLIC HEALTH LAB - SPRINGFIELD			11	100%	11
WINKLER COURT□		9	2	18%	11
ATHENS VETERINARY DIAGNOSTIC LABORATOR		11			11
MEDEXPRESS URGENT CARE - WINCHESTER GATEWAY		9	2	18%	11
MINUTECLINIC DIAGNOSTIC OF ILLINOIS		9	2	18%	11

# COVID-19: testing by laboratory

Data through Apr 28, 2021 verified as of Apr 29, 2021 at 09:25 AM

Data in this report are provisional and subject to change.

The numbers in the table below represent the number of Florida and non-Florida residents for whom test results were received by the Department of Health. A person can be tested by more than one laboratory and can have both positive and negative results. **Therefore, the sum of the numbers in each column will be larger than the total number of people tested.**

Reporting lab	Inconclusive	Negative	Positive	Percent positive	Total
CVS CA9113POCT CHULA VISTA		11			11
OPTUM PRIMARY CARE		1	10	91%	11
PALM BEACH PATHOLOGY		9	2	18%	11
PRIME MEDICAL CARE, LLC		11			11
MINUTECLINIC #8760		11			11
MINUTECLINIC DIAGNOSTIC OF MAINE, LLC		9	2	18%	11
MICHIGAN DEPARTMENT OF COMMUNITY HEALTH		1	10	91%	11
THE TERRACE OF SAINT CLOUD		9	2	18%	11
TROPICANA		5	6	55%	11
PRIMECARE ACQUISITION FAMILY PRACTICE INC		11			11
ST VINCENT'S ST CLAIR		8	3	27%	11
CLAYMED OF NORTH FLORIDA			11	100%	11
APPALACHIAN REGIONAL HEALTHCARE SYSTEM		10	1	9%	11
MINUTE CLINIC LLC # 2033		10	1	9%	11
CULVER-STOCKTON COLLEGE		9	2	18%	11
MINUTECLINIC DIANOSTIC OF VIRGINA, LL		10	1	9%	11
Manor Care of Dunedin		7	4	36%	11
AIM LABORATORIES			11	100%	11
MONROE COUNTY FIRE RESCUE		10	1	9%	11
MINUTECLINIC DIAGNOSTIC OF NEW JERSEY,		10	1	9%	11
ASSOCIATES MD CYPRESS CREEK			11	100%	11
MINUTE CLINIC, LLC #4650		10	1	9%	11
45TH 1		11			11
AZALEA HEALTH		2	9	82%	11
CVS PA1671POCT LANCASTER		11			11
CREATIVE TESTING SOLUTIONS		4	7	64%	11
CURATIVE		1	10	91%	11
GENOPTIX MEDICAL LABORATORY		10	1	9%	11
WELLMED AT SOUTH PARSONS		9	2	18%	11
WATSON HEALTHCARE		8	3	27%	11
WALGREENS #04176		8	3	27%	11
NEW HAMPSHIRE DEPARTMENT OF HEALTH AND HUMAN SERVICES		3	8	73%	11
FAMILY HEALTH CENTER AT PORT ST JOHN		4	7	64%	11
UF HEALTH		1	10	91%	11
COLLIER HMA PHYSICIAN MANAGEMENT, LLC		2	9	82%	11
NIGHT LITE PEDIATRICS CENTER		1	10	91%	11
PINELLAS COUNTY HEALTH DEPARTMENT		2	9	82%	11
ACM MEDICAL LABORATORY ALLIANCE		8	3	27%	11
NORTH OKALOOSA PHYSICIAN GROUP		10	1	9%	11
HNL LAB MEDICINE		8	3	27%	11
ALCOVE ASSISTED LIVING FACILITY		11			11
UMHC/SYLVESTER AT KENDALL		1	10	91%	11
CVS GA2147POCT KENNESAW		7	4	36%	11
NIGHT LITE PEDIATRICS CENTER, LLC		1	10	91%	11
MOUNT DORA PEDIATRICS		9	2	18%	11
TELEVISIT PALM BAY FAMILY PRACTICE		9	2	18%	11
STUYVESANT URGENT CARE		11			11

# COVID-19: testing by laboratory

Data through Apr 28, 2021 verified as of Apr 29, 2021 at 09:25 AM

Data in this report are provisional and subject to change.

The numbers in the table below represent the number of Florida and non-Florida residents for whom test results were received by the Department of Health. A person can be tested by more than one laboratory and can have both positive and negative results. **Therefore, the sum of the numbers in each column will be larger than the total number of people tested.**

Reporting lab	Inconclusive	Negative	Positive	Percent positive	Total
TRIDENT BIOMETRICS		10	1	9%	11
MERCY HEALTH—MUSKEGON		7	4	36%	11
BENSONHURST URGENT CARE		10	1	9%	11
BIOTECH CLINICAL LABORATORIES, INC.		1	10	91%	11
MONROE COUNTY HOSPITAL		8	3	27%	11
VIRTUA WEST JERSEY HOSPITAL VOORHEES		9	2	18%	11
PHYSICIANS REGIONAL MEDICAL CTR - COLLIER BLVD			11	100%	11
FYZAMEDICAL, LLC		8	3	27%	11
REDMED CLINIC OF ARLINGTON		10	1	9%	11
ORLANDO HEALTH PHYSICIAN ASSOCIATES		4	7	64%	11
BRIDGE DIAGNOSTICS			11	100%	11
KIDSVILLE PEDIATRICS			11	100%	11
ASSOCIATES IN MEDICINE		7	4	36%	11
CVS TN2179POCT MURFREESBORO		10	1	9%	11
THOMAS JEFFERSON UNIVERSITY HOSPITAL		4	7	64%	11
SEMINOLE COUNTY CORRECTIONAL FACILITY		1	10	91%	11
CARINGTON MANOR		11			11
CVS MINUTE CLINIC DIAGNOSTIC OF TEXAS,LLC		9	2	18%	11
METHODIST HOSPITAL			11	100%	11
ALACHUA			11	100%	11
MEDICAL CENTER AFFILIATES WEST PALM			11	100%	11
DOCTORS EXPRESS OF ST PETERSBURG		1	10	91%	11
Westchester General Hospital			11	100%	11
ELITE HOME HEALTH SERVICES		11			11
VITAS HEALTH INC		5	6	55%	11
MINUTECLINIC DIAGNOSTICS OF IND, LLC		11			11
DMH STEINHATCHEE FAMILY MEDICINE		8	3	27%	11
UNIVERSITY CENTRA CARE		10	1	9%	11
STPET		9	2	18%	11
CVS SC4286POCT EASLEY		5	6	55%	11
CVS CA9165POCT SAN DIEGO		11			11
MEDEXPRESS URGENT CARE - MAPLE DRIVE		10	1	9%	11
ALBION COLLEGE (ABBOTT)		11			11
JBSA-SAM HOUSTON			11	100%	11
GUIDANCE / CARE CENTER, INC		11			11
BOCA RATON REGIONAL HOSPITAL LAB			11	100%	11
PICHARDO CLINIC, THE		9	2	18%	11
MINUTECLINIC, DIAGNOSTIC OF TEXAS, LL		10	1	9%	11
SEMORAN FAMILY HEALTH LLC		10	1	9%	11
WALK IN MEDICAL URGENT CARE PC		11			11
UNIVERSITY OF MIAMI MILLER SCHOOL OF MEDICINE			11	100%	11
CROSSROADS URGENT CARE, PLLC		11			11
FRESENIUS KIDNEY CARE DUNEDIN			11	100%	11
CVS MO8590POCT KANSAS CITY		7	4	36%	11
PASSPORT HEALTH			11	100%	11
CENTRAL JERSEY URGENT CARE		10	1	9%	11
MINUTE CLINIC LLC #4017		10			10

# COVID-19: testing by laboratory

Data through Apr 28, 2021 verified as of Apr 29, 2021 at 09:25 AM

Data in this report are provisional and subject to change.

The numbers in the table below represent the number of Florida and non-Florida residents for whom test results were received by the Department of Health. A person can be tested by more than one laboratory and can have both positive and negative results. **Therefore, the sum of the numbers in each column will be larger than the total number of people tested.**

Reporting lab	Inconclusive	Negative	Positive	Percent positive	Total
MINUTECLINIC #788		8	2	20%	10
EXPRESS TEST			10	100%	10
MC DIAGNOSTIC OF CONNECTICUT, PC #1043		10			10
GLADES COUNTY DETENTION CENTER		1	9	90%	10
COMMUNITY HEALTH CENTER		2	8	80%	10
KEY TRAINING CENTER			10	100%	10
BERRYHILL MANOR		10			10
Avalon Healthcare and Rehabilitation Center			10	100%	10
ALABAMA DEPARTMENT OF PUBLIC HEALTH		1	9	90%	10
MINUTECLINIC DIAGNOSTIC OF TN PC #5671		6	4	40%	10
KR AT COLLEGE HARBOR		10			10
MINUTECLINIC LLC #5176		7	3	30%	10
CORONA PATHOLOGY		10			10
MOSOLF PEDIATRICS			10	100%	10
FLORIDA CLINICAL LAB		1	9	90%	10
CVS TX8351POCT BEAUMONT		9	1	10%	10
MINUTE CLINIC DIAG OF IND LLC #8674		10			10
VETERNANS ADMINISTRATION			10	100%	10
MINUTECLINIC MINUTECLINIC #8505		8	2	20%	10
ADVENTHEALTH MEDICAL GROUP INTERNAL MEDICINE		8	2	20%	10
GILCHRIST COUNTY FIRE DEPARTMENT		4	6	60%	10
COLISEUM MED CTR LLC/COLISEUM MED CTRS		7	3	30%	10
PALMS WEST HOSPITAL			10	100%	10
CVS PA6902POCT BRYN MAWR		8	2	20%	10
ANY LAB TEST NOW INC			10	100%	10
WALK-IN MEDICAL CARE			10	100%	10
LUXOR SCIENTIFIC LLC		1	9	90%	10
MEDEXPRESS URGENT CARE - FAYETTEVILLE		8	2	20%	10
TENNESSEE DEPARTMENT OF HEALTH (TDH) - CENTRAL LABORATORY		2	8	80%	10
MEDEXPRESS URGENT CARE-KATY		7	3	30%	10
MINUTECLINIC LLC # 3401		10			10
MEDEXPRESS URGENT CARE - WASHINGTON		8	2	20%	10
JOHNS HOPKINS ALL CHILDRENS			10	100%	10
HEART OF FLORIDA HEALTH CENTER INC		3	7	70%	10
NATURE COAST REGIONAL MEDICAL CENTER		1	9	90%	10
CITY OF TALLAHASSEE		10			10
ILLINOIS DEPARTMENT OF PUBLIC HEALTH		2	8	80%	10
VASCONCELLO COHEN MD PA		9	1	10%	10
PRORENATA LABS		2	8	80%	10
CHILDREN'S HEALTHCARE OF ATLANTA/EGLESTON		10			10
MEDEXPRESS URGENT CARE, JOHNSTOWN		9	1	10%	10
GOLDMAN SACHS HEALTH CENTER	1	9			10
HIGH TOWER ALF LLC		9	1	10%	10
PALM BEACH CDH - DELRAY BEACH			10	100%	10
SOUTH FLORIDA ENT ASSOCIATES, INC			10	100%	10
VENICE GREEN VILLAGE		3	7	70%	10
EMERGENCY MEDICAL CENTER		4	6	60%	10

# COVID-19: testing by laboratory

Data through Apr 28, 2021 verified as of Apr 29, 2021 at 09:25 AM

Data in this report are provisional and subject to change.

The numbers in the table below represent the number of Florida and non-Florida residents for whom test results were received by the Department of Health. A person can be tested by more than one laboratory and can have both positive and negative results. **Therefore, the sum of the numbers in each column will be larger than the total number of people tested.**

Reporting lab	Inconclusive	Negative	Positive	Percent positive	Total
WALGREENS #10972	1	9			10
SARASOTA PERSONAL MEDICINE		7	3	30%	10
NORTON HEALTHCARE			10	100%	10
DOH-TAMPA BRANCH LABORATORY (MLK BLVD)		4	6	60%	10
MINUTECLINIC DIAG OF IND, LLC #2387		8	2	20%	10
ONEIDA HEALTHCARE CENTER		8	2	20%	10
PIEDMONT ATHENS REGIONAL MEDICAL		8	2	20%	10
FLEMING ISLAND CENTER FOR CLINICAL RESEARCH		10			10
MOLECULAR PATHOLOGY LABORATORY			10	100%	10
OKLAHOMA STATE DEPARTMENT OF HEALTH-PUBLIC HEALTH LABORATORY			10	100%	10
MINUTECLINIC, LLC #4682		5	5	50%	10
WILLIAMSBURGH CHAI CARE		9	1	10%	10
URGENT CARE CENTER AT PINNACLE		4	6	60%	10
BROWARD HEALTH CARE			10	100%	10
PANCARE HEALTH - VERNON ELEMENTARY			10	100%	10
CVS TX7827POCT ROUND ROCK		10			10
BETTER AT HOME		10			10
BLOOMIN BRANDS WELLNESS CENTER		9	1	10%	10
IMMUNOGENOMICS LLC		6	4	40%	10
ROSEMONT GARDENS INC		9	1	10%	10
WHEELER LABORATORY		9	1	10%	10
ORLANDO MEDICAL CENTER PL		1	9	90%	10
CBC LAB		3	7	70%	10
BETH ISRAEL MEDICAL CENTER LABS		9	1	10%	10
NEW JERSEY DEPARTMENT OF HEALTH COMMUNICABLE DISEASE SERVICE		3	7	70%	10
CVS CT1123POCT SOUTHURY		10			10
CVS NC7051POCT WAKE FOREST		10			10
ELLIS HOSPITAL LABORATORY		9	1	10%	10
DES PLAINES CLINICAL LAB		3	7	70%	10
CVS SC7556POCT WEST COLUMBIA		9	1	10%	10
CHEMISYS LABORATORIES		2	8	80%	10
NOT INDICATED		1	9	90%	10
BROWARD MEDICAL AND URGENT CARE		10			10
DOMINICAN COLLEGE STUDENT HEALTH CENTE		8	2	20%	10
BEAUMONT LABORATORY			10	100%	10
AHMG LAKE NONA PRIMARY CARE		10			10
LEE COMMUNITY HEALTHCARE INC DUNBAR		8	2	20%	10
MINUTECLINIC, LLC, DBA MINUTECLINIC #4		9	1	10%	10
MINUTECLINIC DIAGNOSTIC OF OHIO #3407		9	1	10%	10
MAINSTREET FAMILY CARE			10	100%	10
NORTHSIDE HOSPITAL ATLANTA		4	6	60%	10
ACCESS PHARMACY		10			10
NASCAR EVENT MANAGEMENT, LLC		10			10
ST JOSEPH'S HOSPITAL NORTH LABORATORY			10	100%	10
MEDEXPRESS URGENT CARE PARKERSBURG		8	2	20%	10
CUMBERLAND HEIGHTS		10			10
RPC@HODGES		2	8	80%	10

# COVID-19: testing by laboratory

Data through Apr 28, 2021 verified as of Apr 29, 2021 at 09:25 AM

Data in this report are provisional and subject to change.

The numbers in the table below represent the number of Florida and non-Florida residents for whom test results were received by the Department of Health. A person can be tested by more than one laboratory and can have both positive and negative results. **Therefore, the sum of the numbers in each column will be larger than the total number of people tested.**

Reporting lab	Inconclusive	Negative	Positive	Percent positive	Total
LAKE BALDWIN CBOC		9	1	10%	10
ELEMENT PRIMARY CARE LLC		9	1	10%	10
ARBORS OF GULF BREEZE, THE		8	2	20%	10
CARENOW URGENT CARE-MT JULIET		8	2	20%	10
ALBANY MEDICAL CENTER		9	1	10%	10
KEY WEST URGENT CARE, INC		3	7	70%	10
ARCHBOLD MEMORIAL HOSPITAL/LAB		3	7	70%	10
MEDICAL LABORATORY DIAGNOSTICS			10	100%	10
SAVANNAH MANOR ASSISTED LIVING COMMUNITY			10	100%	10
CVS OH3301POCT WOODMERE		10			10
LAWRENCE TECHNOLOGICAL UNIVERSITY		10			10
CARENOW URGENT CARE - EAST NASHVILLE		8	2	20%	10
ISLAND COAST PEDIATRICS IN-HOUSE LAB		10			10
MINUTE CLINIC DIAGNOSTIC OF VIRGINIA, LLC #1905		10			10
HCR MANORCARE		10			10
AMERICAN HOUSE FORT MYERS		10			10
CVS GA3766POCT DACULA		8	2	20%	10
MEDEX REGIONAL LABORATORIES LLC		1	9	90%	10
MINUTECLINIC DIAGNOSTIC OF NORTH CAROLINA PC #5341		7	3	30%	10
CARESOUTH HHA HOLDINGS OF THE BAY AREA LLC□		10			10
THE MARY IMOGENE BASSETT HOSPITAL		10			10
UNIVERSITY MEDICAL CENTER		8	2	20%	10
PLYMOUTH HARBOR INCORPORATED		9	1	10%	10
BELLE GLADES HEALTH CLINIC			10	100%	10
CVS SC7334POCT LEXINGTON		9	1	10%	10
PBC PREMIER FAMILY HEALTH			10	100%	10
CORONA NYC LAB		9	1	10%	10
COLLIER BLVD HMA PHYSICIAN MANAGEMENT,, LLC			10	100%	10
CHRISTUS ST VINCENT LABORATORY - ZIA		10			10
SUPERIOR RESIDENCES OF CLERMONT		2	8	80%	10
BROOKDALE PANAMA CITY		9	1	10%	10
FLORIDA CENTER FOR DERMATOLOGY LABORATORY			9	100%	9
MEDEXPRESS URGENT CARE - SWANSEA, N ILLINOIS ST		8	1	11%	9
MINUTECLINIC DIAGNOSTIC OF SC, LLC #7		7	2	22%	9
MIDMICHIGAN MEDICAL CENTER			9	100%	9
WINDSOR OF GAINESVILLE		9			9
WATERFORD AT CREEKSIDE, THE			9	100%	9
NORTHWEST FLORIDA COMMUNITY HOSPITAL LABORATORY		8	1	11%	9
OMNI			9	100%	9
LONG ISLAND JEWISH FOREST HILLS HOSPITAL		9			9
MEDEXPRESS URGENT CARE - RICHMOND, NINE MILE RD		8	1	11%	9
MINUTECLINIC, LLC #09202		7	2	22%	9
LOREY ALF		9			9
MEDEXPRESS URGENT CARE - STAUNTON		5	4	44%	9
CIAN DIAGNOSTICS			9	100%	9
CVS NJ617POCT CEDAR GROVE		8	1	11%	9
TRINITY PEDIATRICS			9	100%	9

# COVID-19: testing by laboratory

Data through Apr 28, 2021 verified as of Apr 29, 2021 at 09:25 AM

Data in this report are provisional and subject to change.

The numbers in the table below represent the number of Florida and non-Florida residents for whom test results were received by the Department of Health. A person can be tested by more than one laboratory and can have both positive and negative results. **Therefore, the sum of the numbers in each column will be larger than the total number of people tested.**

Reporting lab	Inconclusive	Negative	Positive	Percent positive	Total
NORTHSHORE UNIVERSITY HEALTHSYSTEM EVANSTON HOSPITAL LAB			9	100%	9
WINDSOR OF SAN PABLO, THE		6	3	33%	9
MINUTE CLINIC INCORPORATE		9			9
CVS MA594POCT FALMOUTH		8	1	11%	9
LISTENING DOCTOR PLLC, THE		3	6	67%	9
VILLAGE PLACE HEALTH AND REHAB		9			9
MEDERI CARETENDERS VS OF SE FL LLC DBA		8	1	11%	9
ORLANDO FAMILY PHYSICIANS			9	100%	9
CVS GA2841POCT LAWRENCEVILLE		9			9
CHAPTERS HEALTH HOSPICE		9			9
WINTER PARK INTERNAL MEDICINE MD PA		7	2	22%	9
FLORIDA MENTOR		7	2	22%	9
ETHOS LABORATORIES		7	2	22%	9
ALLIANCE HEALTH AND REHABILITATION CENTER		9			9
MIAMI COMPREHENSIVE MEDICINE GROUP PA		4	5	56%	9
UHEALTH UNIVERSITY OF MIAMI			9	100%	9
ROSECASTLE			9	100%	9
SV DIAGNOSTIC LAB			9	100%	9
PATEL MEDICAL VENTURES		8	1	11%	9
HENDRY/GLADES COUNTY HEALTH DEPARTMENT		8	1	11%	9
PUTNAM FAMILY CARE INC		3	6	67%	9
UCARE			9	100%	9
SUNCREST OMNI		9			9
Consulate Health Care of Brandon		7	2	22%	9
DEPT OF VA MEDICAL CENTER - RICHMOND		8	1	11%	9
MINUTECLINIC #2860		6	3	33%	9
COMPASS PROVIDENCE URGENT CARE LLLP			9	100%	9
MINUTECLINIC DIAGNOSTIC OF VIRGINIA, LLC #1656		9			9
ACCESS CARE MEDICAL GROUP LLC		2	7	78%	9
REMISE OCCUPATIONAL HEALTH SOLUTIONS INC			9	100%	9
MINUTECLINIC DIAGNOSTIC MED GRP OF CA		8	1	11%	9
MINUTE CLINIC LLC #1448		8	1	11%	9
DIXITKUMAR N MODI MD PA			9	100%	9
MINUTECLINIC DIAGNOSTIC OF TN PC #242		6	3	33%	9
CVS DC1340POCT WASHINGTON		9			9
MINUTE CLINIC DIAGNOSTIC OF VIRGINIA, LLC #7543		7	2	22%	9
OUR HOME AT BEACON HILL			9	100%	9
MINUTE CLINIC LLC #0169		7	2	22%	9
PRIMARY CARE SPECIALISTS OF ORLANDO		8	1	11%	9
CVS NY549POCT RIDGEWOOD		6	3	33%	9
TRANSPLANT GENOMICS INC (EUROFINS)		9			9
BAYFRONT HEALTH ST PETERSBURG		8	1	11%	9
CAYUGA COUNTY HEALTH DEPARTMENT		8	1	11%	9
CVS RI1717POCT 1 CVS DR			9	100%	9
JOHN T MATHER MEMORIAL HOSPITAL LABORATORY		8	1	11%	9
MINUTE CLINIC #8979		8	1	11%	9
SEACOAST PATHOLOGY PROFESSIONAL ASSOC		9			9

# COVID-19: testing by laboratory

Data through Apr 28, 2021 verified as of Apr 29, 2021 at 09:25 AM

Data in this report are provisional and subject to change.

The numbers in the table below represent the number of Florida and non-Florida residents for whom test results were received by the Department of Health. A person can be tested by more than one laboratory and can have both positive and negative results. **Therefore, the sum of the numbers in each column will be larger than the total number of people tested.**

Reporting lab	Inconclusive	Negative	Positive	Percent positive	Total
MINUTE CLINIC LLC #1909		9			9
VETERANS AFFAIRS MEDICAL CENTER - OUTPATIENT			9	100%	9
CVS CT1109POCT BETHEL		9			9
CVS TX10016POCT PRINCETON		9			9
HEALTH AND WELLNESS CENTER		1	8	89%	9
PEDIATRIC HEALTH CARE ALLIANCE			9	100%	9
SYNEXUS CLINICAL RESEARCH US INC		2	7	78%	9
MEDEXPRESS ELKINS		9			9
CVS PA233POCT NEWTOWN SQUARE		9			9
CVS PHARMACY NO 274		9			9
CIMA MEDICAL CENTER		8	1	11%	9
MINUTE CLINIC LLC #10203		7	2	22%	9
URGENT CARE OF LONGWOOD		1	8	89%	9
ST VINCENT'S CHILTON		7	2	22%	9
MY WELLNESS EXPRESS			9	100%	9
MAGNOLIA MANOR			9	100%	9
ST. CLOUD PHARMACY AND WELLNESS CENTER		5	4	44%	9
FLORIDA HOSPITAL WINTER PARK		7	2	22%	9
HARMONIOUS HOME HEALTH, LLC		9			9
CVS MINUTE CLINIC DIAGNOSTIC OF KANSAS, PA		9			9
GO PATH LABORATORIES			9	100%	9
WADSWORTH CENTER - DAVID AXELROD INSTITUTE		8	1	11%	9
KINDRED_AIMS		9			9
Sunset Lake Health and Rehabilitation Center		8	1	11%	9
PENSACOLA CLUSTER			9	100%	9
SOMA MEDICAL CENTER MD PA #7 PEDIATRICS			9	100%	9
ORLANDO HEALTH PHYSICIAN GROUP INC		6	3	33%	9
CORE OCCUPATIONAL RESOURCES, LLC		5	4	44%	9
CVS NC7213POCT MATTHEWS		7	2	22%	9
RIVERVIEW REGIONAL MEDICAL CENTER		7	2	22%	9
PALM BAY URGENT CARE PL		1	8	89%	9
ENCOMPASS HOME HEALTH OF THE SOUTHEAST LLC		9			9
BRENNITY AT VERO BEACH, THE			9	100%	9
VALHALLA MEDICS		9			9
MINUTECLINIC MINUTECLINIC #4977		5	4	44%	9
BAYSIDE URGENT CARE CENTER INC		1	8	89%	9
PRECISION GENETICS			9	100%	9
CVS SC2736POCT MURRELLS INLET		7	2	22%	9
CHIEFLAND MEDICAL CENTER LLC			9	100%	9
Highland Pines Health and Rehab		8	1	11%	9
CVS MD2956POCT NEW MARKET		8	1	11%	9
CHILDREN'S HEALTH CENTER INC.		7	2	22%	9
RANDOLPH DIABETES AND WELLNESS		8	1	11%	9
NEMOURS CHILDREN'S PRIMARY CARE VERO BEACH			9	100%	9
MEDEXPRESS URGENT CARE - BATTLE CREEK		6	3	33%	9
MOBILE RESPONSE DIAGNOSTICS LLC		8	1	11%	9
CITYMD		1	8	89%	9

# COVID-19: testing by laboratory

Data through Apr 28, 2021 verified as of Apr 29, 2021 at 09:25 AM

Data in this report are provisional and subject to change.

The numbers in the table below represent the number of Florida and non-Florida residents for whom test results were received by the Department of Health. A person can be tested by more than one laboratory and can have both positive and negative results. **Therefore, the sum of the numbers in each column will be larger than the total number of people tested.**

Reporting lab	Inconclusive	Negative	Positive	Percent positive	Total
BEAUMONT EMERGENCY CENTER			9	100%	9
WESTCHESTER GENERAL HOSPITAL BLOOD GAS LAB			9	100%	9
MONTEFIORE MEDICAL CENTER LABORATORIES - NORTH		9			9
IU HEALTH PATHOLOGY		1	8	89%	9
FHPG_EXP CARE W HILLSBOROUGH		1	8	89%	9
MARINA ISLE ASSISTED LIVING		9			9
URGENT TEAM - HUNTSVILLE		7	2	22%	9
GCPM MANUAL MICROBIOLOGY		1	8	89%	9
MANATEE COUNTY CENTRAL JAIL		9			9
NITIN BAWA PROFESSIONAL ASSOCIATES			9	100%	9
BUENA VIDA ESTATES			9	100%	9
NORTHSIDE HOSPITAL		2	7	78%	9
INSPIRED LIVING AT PALM BAY		7	2	22%	9
COMMUNITY MEDICAL AND DENTAL CARE INC		9			9
MEDICANA NURSING AND REHAB CENTER			9	100%	9
BIOTECH PHARMACEUTICAL GROUP LLC			8	100%	8
DAYTONA BEACH OPC		6	2	25%	8
MINUTECLINIC DIAGNOSTIC OF OHIO #7790		6	2	25%	8
MINUTECLINIC DIAGNOSTIC OF NORTH CAROLINA PC #7054		5	3	38%	8
DOCTOR'S IN-HOUSE LAB/COMMUNITY HEALTH CENTERS OF PINELLAS – CLEARWATE			8	100%	8
ALACHUA COUNTY HEALTH DEPARTMENT		1	7	88%	8
MEDEXPRESS URGENT CARE - HOT SPRINGS		8			8
MINUTECLINIC DIAGNOSTIC OF OHIO #4401		8			8
CVS PA1074POCT KENNETT SQUARE		7	1	13%	8
TRUE HEALTH		5	3	38%	8
PALM BEACH COUNTY HEALTH DEPARTMENT LABORATORY			8	100%	8
ST. JOSEPH HOSPITAL AND HEALTH CARE INC.			8	100%	8
CFS WELLNESS AND MED SPA LLC			8	100%	8
CVS SC2250POCT COLUMBIA		8			8
URGENT TEAM - NASHVILLE		7	1	13%	8
PAUL GRECO MD CONCIERGE MEDICAL SERVICES PL		8			8
FLORIDA HEART AND VASCULAR MULTISPECIALTY GROUP		8			8
ALLEGRO - TAMPA	1	4	3	38%	8
INTERNAL MEDICINE ASSOCIATES OF JACKSON HOSPITAL			8	100%	8
APEX HOME HEALTH CARE		7	1	13%	8
WEST DADE PEDIATRICS			8	100%	8
MEDEXPRESS URGENT CARE MORGANTOWN		8			8
UNIVERSITY OF WASHINGTON MEDICAL CENTER			8	100%	8
LPG PRIMARY CARE AT LABELLE		7	1	13%	8
CAPRONA GROUP HOME		2	6	75%	8
ALL CHILDREN'S HOSPITAL		1	7	88%	8
OHIO DEPARTMENT OF HEALTH			8	100%	8
NORTHDAL REHABILITATION CENTER			8	100%	8
CVS NC3803POCT MOORESVILLE		7	1	13%	8
CVS OH2543POCT CANFIELD		5	3	38%	8
AFC/DOCTORS EXPRESS NORTH BERGEN		6	2	25%	8
CAREPOINT CLINIC		5	3	38%	8

# COVID-19: testing by laboratory

Data through Apr 28, 2021 verified as of Apr 29, 2021 at 09:25 AM

Data in this report are provisional and subject to change.

The numbers in the table below represent the number of Florida and non-Florida residents for whom test results were received by the Department of Health. A person can be tested by more than one laboratory and can have both positive and negative results. **Therefore, the sum of the numbers in each column will be larger than the total number of people tested.**

Reporting lab	Inconclusive	Negative	Positive	Percent positive	Total
MINUTE CLINIC DIAGNOSTIC OF PENNSYLVANIA		8			8
MODMD LABORATORY		8			8
CVS MD4371POCT OCEAN CITY		8			8
MEDEXPRESS URGENT CARE - YORK		5	3	38%	8
MOULTRIE CREEK NURSING AND REHAB			8	100%	8
WELLIGENT		1	7	88%	8
NORTHEAST ALABAMA REGIONAL MEDICAL CENTER		5	3	38%	8
LAKE CONWAY URGENT CARE LLC		2	6	75%	8
WHITE SANDS OUTPATIENT SERVICES (WSOP SERVICES LLC		8			8
CIGNA ONSITE HEALTH LLC		2	6	75%	8
MEDEXPRESS - WILMINGTON CONCORD PIKE		7	1	13%	8
CREATIVE PHARMACY SOLUTIONS EAST		8			8
VENICE REGIONAL MEDICAL CENTER			8	100%	8
CVS NC5591POCT STATESVILLE		7	1	13%	8
MINUTECLINIC, LLC #05038		8			8
CVS OH3476POCT TIPP CITY		7	1	13%	8
TERENCE B MITCHELL MD, INC		4	4	50%	8
CENTREX CLINICAL LABS INC		8			8
DOH JACKSONVILLE CENTRAL LABORATORY		3	5	63%	8
ADVANCED RESEARCH FOR HEALTH IMPROVEMENT		6	2	25%	8
HOLY NAME MEDICAL CENTER	1	6	1	13%	8
IMMACULATE HOUSE AT COUNTRYSIDE		8			8
THE WOLFF CENTER FOR CHILD & ADOLESCENT HEALTH			8	100%	8
VAIL VALLEY MEDICAL CENTER			8	100%	8
SYLVESTER AT PLANTATION LABORATORY		7	1	13%	8
MEDEXPRESS URGENT CARE, BUTLER		5	3	38%	8
CVS NC2313POCT RALEIGH		6	2	25%	8
BENEVA LAKES HEALTHCARE & REHAB CENTER			8	100%	8
PHYSICIANS FOR CHILDREN			8	100%	8
ORMOND BEACH CENTRA CARE			8	100%	8
MEDEXPRESS URGENT CARE - CLARKSBURG		7	1	13%	8
CHIEFLAND MEDICAL CENTER		1	7	88%	8
GOLISANO CHILDREN'S HOSPITAL OF SOUTHWEST FLORIDA		6	2	25%	8
The Grand at Rome Nursing and Rehabilitation		8			8
MEDEXPRESS URGENT CARE-PETERS TWP		7	1	13%	8
GULF COAST PEDIATRICS OF SARASOTA PA		1	7	88%	8
BIRMINGHAM VAMC		4	4	50%	8
FHMG_FM AND IM AVALON PARK		2	6	75%	8
GLEN FALLS HOSPITAL DEPARTMENT OF PATHOLOGY		7	1	13%	8
SUPREME LABORATORY			8	100%	8
SURGOINSVILLE PHARMACY		8			8
EMORY JOHNS CREEK HOSPITAL		8			8
FOUNTAINVIEW BY FIVE STAR QUALITY CARE		7	1	13%	8
CVS NC7057POCT SHELBY		6	2	25%	8
MINUTECLINIC, LLC #03268		7	1	13%	8
MED & CO INVESTMENT LLC		7	1	13%	8
Baptist Village Retirement Communities		8			8

# COVID-19: testing by laboratory

Data through Apr 28, 2021 verified as of Apr 29, 2021 at 09:25 AM

Data in this report are provisional and subject to change.

The numbers in the table below represent the number of Florida and non-Florida residents for whom test results were received by the Department of Health. A person can be tested by more than one laboratory and can have both positive and negative results. **Therefore, the sum of the numbers in each column will be larger than the total number of people tested.**

Reporting lab	Inconclusive	Negative	Positive	Percent positive	Total
MINUTECLINIC DIAGNOSTIC OF NEVADA #87		4	4	50%	8
CELEBRATION PEDIATRICS PA			8	100%	8
ALLINA HEALTH - ABBOTT NORTHWESTERN HOSPITAL		5	3	38%	8
LOVELACE MEDICAL CENTER		8			8
CLAY PRIMARY & FAMILY CARE LLC			8	100%	8
MEDEXPRESS URGENT CARE - MIDLOTHIAN		7	1	13%	8
MINUTE CLINIC, LLC #1434		7	1	13%	8
LAKE PEDIATRICS			8	100%	8
WELLSTAR WEST GEORGIA MEDICAL CENTER		7	1	13%	8
NORTH PINELLAS CHILDRENS MEDICAL CENTER INC			8	100%	8
BLOOMING GARDENS OF CARE INC		8			8
CVS NC3319POCT CHARLOTTE		6	2	25%	8
VERMONT DEPARTMENT OF HEALTH		1	7	88%	8
ATLANTIC CONSOLIDATED LABORATORY		8			8
CVS MA6505POCT NEWTON		8			8
BARTON PARKER OD PC		8			8
CVS MINUTE CLINIC DIAGNOSTIC OF NEW JERSEY		8			8
MINUTE CLINIC DIAGNOSTIC OF MICHIGAN PC		8			8
ROBERT WOOD JOHNSON HOSPITAL		7	1	13%	8
DEPARTMENT OF HEALTH- CITRUS COUNTY		1	7	88%	8
X-GENE MOLECULAR LABS		1	7	88%	8
NOVADX		2	6	75%	8
JX REF LAB			8	100%	8
CVS M08556POCT KANSAS CITY		7	1	13%	8
MEDEXPRESS URGENT CARE - WILLIAMSPORT		7	1	13%	8
CVS NJ836POCT RUNNEMEDE		8			8
CARE ATC - CITY OF BOYNTON BEACH	1	2	5	63%	8
CVS CT718POCT ANSONIA		8			8
LIFE CARE CITRUS COUNTY			8	100%	8
ST CLOUD PHYSICIAN MANAGMENT LLC		7	1	13%	8
FHCP-ORANGE CITY			8	100%	8
HUNTINGTON VILLAGE URGENT CARE		8			8
KIS URGENT CARE			8	100%	8
MID-HUDSON VALLEY DIVISION OF WESTCHESTER MEDICAL		8			8
OSWEGO HOSPITAL LABORATORY		7	1	13%	8
PBC FOUND CARE INC			8	100%	8
TERRACINA LLC		2	6	75%	8
SLOPESIDE LABS AND TESTING, LLC - THE HIDEOUT AT BUTTERMILK MOUNTAIN		8			8
INTERNAL MEDICINE AND AESTHETICS OF NAPLES LLC		8			8
LAB UNKNOW		6	2	25%	8
SOUTHEASTERN PEDIATRIC ASSOCIATES			8	100%	8
MONROE URGENT CARE		7	1	13%	8
HEALTHMARK REGIONAL HOSPITAL LAB		4	4	50%	8
COMPREHENSIVE CLINICAL RESEARCH, LLC			8	100%	8
PUTNAM COUNTY EMERGENCY RESCUE SERVICE		5	3	38%	8
HARBORCHASE OF DR PHILLIPS		7	1	13%	8
PM PEDIATRICS OF BAYSIDE PLLC		8			8

# COVID-19: testing by laboratory

Data through Apr 28, 2021 verified as of Apr 29, 2021 at 09:25 AM

Data in this report are provisional and subject to change.

The numbers in the table below represent the number of Florida and non-Florida residents for whom test results were received by the Department of Health. A person can be tested by more than one laboratory and can have both positive and negative results. **Therefore, the sum of the numbers in each column will be larger than the total number of people tested.**

Reporting lab	Inconclusive	Negative	Positive	Percent positive	Total
PARTNERS PHARMACY OF FLORIDA LLC		8			8
NORTHSIDE GWINNETT HOSPITAL		7	1	13%	8
MAGNOLIA PEDIATRICS GROUP LLC			8	100%	8
LEWIS COUNTY MANOR		8			8
DORAL URGENT CARE			8	100%	8
MC DIAGNOSTIC OF CONNECTICUT, PC #114		8			8
DR. PHILLIPS MEDICAL WELLNESS CENTER		4	4	50%	8
EXCEL URGENT CARE OF PARAMUS LLC		8			8
CVS PA4077POCT BELLE VERNON		8			8
MARION OAKS ASSISTED LIVING		8			8
DOTHAN PEDIATRIC CLINIC			8	100%	8
EXECUTIVE MEDICAL SERVICES		8			8
DOCTOR'S IN HOUSE LAB			8	100%	8
JUPITER CLINIC			8	100%	8
ST CHARLES HOSPITAL LABORATORY		8			8
MINUTE-CLINIC DIAGNOSTIC OF VIRGINIA, LLC #794		7	1	13%	8
HEWLETT URGENT CARE, PLLC		8			8
CVS IN3975POCT JEFFERSONVILLE		5	3	38%	8
SARAH LAWRENCE COLLEGE HEALTH SERVICES		8			8
COMPASSION PEDIATRIC URGENT CARE LLC		2	6	75%	8
NASSAU UNIVERSITY MEDICAL CENTER DEPT		7	1	13%	8
CVS HEALTH, #1994		6	2	25%	8
MEDEXPRESS URGENT CARE - TARENTUM		6	2	25%	8
LEMOYNE COLLEGE WELLNESS CENTER FOR		8			8
CVS PA2582POCT SPRINGFIELD		6	2	25%	8
GENEUS DIAGNOSTICS			8	100%	8
Nashville Central Laboratory		8			8
SEA LEVEL LABS			8	100%	8
NEOGENOMICS LABORATORIES, INC		8			8
CVS TX7288POCT DALLAS		7	1	13%	8
Florida Clinical Laboratory		1	7	88%	8
CLEARWATER PEDIATRIC CARE		1	7	88%	8
MEDEXPRESS URGENT CARE - MT LEBANON		5	3	38%	8
MEDEXPRESS URGENT CARE-PASADENA		8			8
JACKSON CLINIC PA,THE		4	4	50%	8
URGENT TEAM - MUSCLE SHOALS		8			8
BAPTIST OUTPATIENT			8	100%	8
GENE STREET LABORATORIES, LLC		6	2	25%	8
MEDEXPRESS URGENT CARE - CULPEPER		8			8
CVS MD1881POCT DUNKIRK		8			8
BEECHTREE MOLECULAR LAB LLC			8	100%	8
MINUTECLINIC, LLC #1796		7	1	13%	8
CVS IN6713POCT BLOOMINGTON		8			8
HEALTHY MINORS PEDIATRIC URGENT CARE		7	1	13%	8
HERNANDO PASCO HOSPICE INC		7	1	13%	8
SCOTTS PHARMACY		7	1	13%	8
DIAGNOSTIC CLINIC		7	1	13%	8

# COVID-19: testing by laboratory

Data through Apr 28, 2021 verified as of Apr 29, 2021 at 09:25 AM

Data in this report are provisional and subject to change.

The numbers in the table below represent the number of Florida and non-Florida residents for whom test results were received by the Department of Health. A person can be tested by more than one laboratory and can have both positive and negative results. **Therefore, the sum of the numbers in each column will be larger than the total number of people tested.**

Reporting lab	Inconclusive	Negative	Positive	Percent positive	Total
EP LTC PHARMACY		6	2	25%	8
FHPG_EXP CARE PALM HARBOR			8	100%	8
BREVARD FAMILY WALK IN CLINIC			8	100%	8
CONSULATE HEALTH CARE		7	1	13%	8
CVS TN7289POCT SIGNAL MOUNTAIN		8			8
ALL CHILDREN'S HOSPITAL DEPT OF GENERAL PEDIATRICS			8	100%	8
MINUTECLINIC DIAG OF IND, LLC #10190		7	1	13%	8
MEDEXPRESS URGENT CARE-NESHANNOCK TWP		6	1	14%	7
WEXFORD HEALTH SOURCES INC		7			7
MINUTECLINIC, LLC #03965		7			7
SOMA MEDICAL CENTER PA #3 GREENACRES			7	100%	7
CVS MA1022POCT CAMBRIDGE		7			7
GREENVILLE MEMORIAL HOSPITAL LAB			7	100%	7
CVS CA9721POCT ARCADIA		7			7
IRL MARKET LAB			7	100%	7
DOTHAN WEST FAMILY MEDICINE		5	2	29%	7
KEYSTONE PLACE AT NAPLES PRESERVE		4	3	43%	7
HEARTLAND PEDIATRICS OF LAKE PLACID			7	100%	7
CVS NC5532POCT SUMMERFIELD		7			7
VICTORIAN MANOR		2	5	71%	7
MEDEXPRESS URGENT CARE-SCOTT TOWNSHIP		6	1	14%	7
CVS NM8918POCT ALBUQUERQUE		7			7
CARENOW URGENT CARE-SOUTHLAKE			7	100%	7
NEMOURS CHILDRENS, LAKE NONA			7	100%	7
ST. LUCIE COUNTY HEALTH DEPARTMENT		5	2	29%	7
IAN C BOYKIN MD		4	3	43%	7
ENTRUST IMMEDIATE CARE			7	100%	7
PANCARE HEALTH - KATE SMITH ELEMENTARY		1	6	86%	7
Charles George VAMC		7			7
GRACE WELLNESS CENTER LLC		6	1	14%	7
DIAGNOSTIC & MEDICAL SPECIALISTS OF GREENWICH		5	2	29%	7
MINUTECLINIC, LLC #1452		7			7
MINUTECLINIC DIAGNOSTIC OF SC, LLC #4		7			7
DELAWARE DEPARTMENT OF HEATH		6	1	14%	7
GRACE REHABILITATION CENTER OF VERO BEACH		4	3	43%	7
MINUTECLINIC DIAG OF IND, LLC #6648		5	2	29%	7
CVS GA2236POCT WOODSTOCK		7			7
MEDEXPRESS URGENT CARE - IRVING		7			7
FLORIDA PREMIER MEDICAL CARE PA			7	100%	7
MINUTECLINIC DIAGNOSTIC OF RHODE ISLAN		7			7
DANIEL M LIBBY MD PLLC		7			7
MEDEXPRESS URGENT CARE-DUBOIS		7			7
TREASURE COAST INFECTIOUS DISEASE CONSULTANTS		4	3	43%	7
SANFORD MOBILE LAB		1	6	86%	7
New York Harbor Harbor HCS - Brooklyn Campus		7			7
MAINE DEPARTMENT OF HEALTH AND HUMAN SERVICES			7	100%	7
GENTRY PARK ORLANDO ASSISTED LIVING		6	1	14%	7

# COVID-19: testing by laboratory

Data through Apr 28, 2021 verified as of Apr 29, 2021 at 09:25 AM

Data in this report are provisional and subject to change.

The numbers in the table below represent the number of Florida and non-Florida residents for whom test results were received by the Department of Health. A person can be tested by more than one laboratory and can have both positive and negative results. **Therefore, the sum of the numbers in each column will be larger than the total number of people tested.**

Reporting lab	Inconclusive	Negative	Positive	Percent positive	Total
PERSONAL PHYSICIAN CARE PA			7	100%	7
BROWNE MEDICAL LLC		5	2	29%	7
Enterprise Health and Rehabilitation Center		7			7
NON-US			7	100%	7
EAST SIDE CLINICAL LABORATORY		5	2	29%	7
BROOKDALE LAKE ORIENTA			7	100%	7
OCALA FAMILY MEDICAL CENTER		7			7
PANCARE HEALTH - HOSFORD SCHOOL			7	100%	7
LAKELAND VOLUNTEERS IN MEDICINE INC		5	2	29%	7
CVS PA813POCT RICHBORO		7			7
EASTERN FLORIDA STATE COLLEGE – PALM BAY CAMPUS□			7	100%	7
SOUTHEAST GEORGIA HEALTH SYSTEM, INC D		7			7
BALTIMORE CITY HEALTH DEPT COMMUNICABLE DISEASES AND EPIDEMIOLOGY			7	100%	7
FRESENIUS KIDNEY CARE FORT WALTON BEACH			7	100%	7
FAMILY MEDICINE MEDICAL DRIVE		7			7
BRADENTON PHYSICIANS MEDICAL CENTER			7	100%	7
MANATEE PEDIATRICS			7	100%	7
MEDEXPRESS URGENT CARE PORT HURON		6	1	14%	7
HEALTH CARE LABORATORY SERVICES		1	6	86%	7
MEDEXPRESS URGENT CARE - GLENDALE		7			7
LEVY COUNTY SHERRIF’S DEPT			7	100%	7
WILDLIGHT LAB			7	100%	7
HOME CARE PHARMACY OF PALM COAST INC		7			7
PEDIATRICS OF CENTRAL FLORIDA		5	2	29%	7
WYOMING COUNTY COMMUNITY HOSPITAL LABORATORY		7			7
WELLSTAR ATLANTA MEDICAL CENTER LABORA		6	1	14%	7
Centrastate Medical Center		6	1	14%	7
CVS OH3458POCT BEAVERCREEK		7			7
MEDEXPRESS URGENT CARE - STATE COLLEGE		5	2	29%	7
NORTHERN DUTCHESS HOSPITAL LABORATORY		5	2	29%	7
JUPITER ISLAND PUBLIC SAFETY		5	2	29%	7
MINUTECLINIC DIAGNOSTIC OF KANSAS PA		7			7
WATAUGA MEDICAL CENTER		4	3	43%	7
CVS IL8747POCT CHICAGO		7			7
QUE		4	3	43%	7
PALM GARDEN OF SUN CITY			7	100%	7
NYU WINTHROP HOSPITAL PATHOLOGY		7			7
ST CHARLES BEND LABORATORY		6	1	14%	7
EL PARAISO HOME INC		7			7
LAKE CITY CORRECTIONAL FACILITY			7	100%	7
SKR MEDICAL ADVISORS		7			7
MEDEXPRESS URGENT CARE - BLUEFIELD		6	1	14%	7
WOMENS CARE FLORIDA LLC		5	2	29%	7
NOVANT HEALTH INPATIENT CARE		2	5	71%	7
Lenox on the Lake			7	100%	7
MARTHA A PRICE MD PA		3	4	57%	7
EXPICARE NURSING AGENCY, INC		5	2	29%	7

# COVID-19: testing by laboratory

Data through Apr 28, 2021 verified as of Apr 29, 2021 at 09:25 AM

Data in this report are provisional and subject to change.

The numbers in the table below represent the number of Florida and non-Florida residents for whom test results were received by the Department of Health. A person can be tested by more than one laboratory and can have both positive and negative results. **Therefore, the sum of the numbers in each column will be larger than the total number of people tested.**

Reporting lab	Inconclusive	Negative	Positive	Percent positive	Total
CARESOUTH HHA HOLDINGS OF TALLAHASSEE LLC		7			7
OPTUM PRIMARY CARE - FOUNTAIN OAKS		3	4	57%	7
LAWTON CHILES HEALTH CENTER		1	6	86%	7
PENINSULA CARE AND REHABILITATION CENTER			7	100%	7
NU WAVE MEDICAL CENTER			7	100%	7
PHOEBE PUTNEY MEMORIAL HOSPITAL		7			7
MEDEXPRESS URGENT CARE-MUNCIE		7			7
NEMOURS CHILDREN'S HOSPITAL			7	100%	7
MIAMI BEACH COMMUNITY HEALTH CENTER INC			7	100%	7
FIRST PHYSICIANS GROUP - LORRAINE CORNERS		7			7
OCALA REGIONAL KIDNEY CENTER EAST		2	5	71%	7
Hiawatha Care Center		7			7
LONGWOOD FAMILY MEDICINE		1	6	86%	7
Ocoee Health Care Center		7			7
CVS OH3080POCT HUBER HEIGHTS		6	1	14%	7
Rutgers Health Rwj University Hospital - Laboratory		4	3	43%	7
LEPE'S HOUSE			7	100%	7
CRESTWOOD MEDICAL CENTER		5	2	29%	7
SUPERIOR RESIDENCES AT CALA HILLS		7			7
SCHOOL OF PHARMACY AND PHARMACEUTICAL		7			7
CVS OH6123POCT CINCINNATI		5	2	29%	7
CARENOW URGENT CARE-MADISON		7			7
TESTD			7	100%	7
Robert Wood Johnson University Hospital		5	2	29%	7
BOONE DRUG & HEALTHCARE AT DEERFIELD			7	100%	7
CVS TN4624POCT KNOXVILLE		6	1	14%	7
Parkside Villa		7			7
COMPLETE FAMILY CARE, LLC/UNIVERSITY OF SAINT MARY		7			7
CVS IN8669POCT INDIANAPOLIS		6	1	14%	7
PROVIDENCE LABORATORY SERVICES		7			7
AVON PARK PEDIATRICS			7	100%	7
LOUISIANA DEPT OF HEALTH			7	100%	7
FLORIDA HOSPITAL APOPKA		6	1	14%	7
ADVENTHEALTH MEDICAL GROUP INTERNAL MEDICINE AT		2	5	71%	7
ABBAY MANOR RETIREMENT RESIDENCE INC		7			7
YAZJI PEDIATRIC CARE LLC DBA TUKA PEDIATRICS			7	100%	7
GAINESVILLE PEDIATRIC ASSOCIATES		1	6	86%	7
KENDALL REGIONAL MEDICAL CNTR			7	100%	7
DALLAS COUNTY HEALTH AND HUMAN SERVICES			7	100%	7
CVS KY4779POCT LOUISVILLE		5	2	29%	7
ADVENTHEALTH MEDICAL GROUP FAMILY AND INTERNAL		6	1	14%	7
FLORIDA DIGESTIVE AND LIVER SPECIALIST		7			7
MINUTECLINIC DIAG OF IND LLC #6998		6	1	14%	7
MINUTECLINIC DIAGNOSTIC OF OHIO #2964		7			7
LAKE NONA PEDIATRICS IN ASSOCIATION WITH NEMOURS		5	2	29%	7
STATEN ISLAND CHAI CARE		6	1	14%	7
GEISINGER MEDICAL CENTER		2	5	71%	7

# COVID-19: testing by laboratory

Data through Apr 28, 2021 verified as of Apr 29, 2021 at 09:25 AM

Data in this report are provisional and subject to change.

The numbers in the table below represent the number of Florida and non-Florida residents for whom test results were received by the Department of Health. A person can be tested by more than one laboratory and can have both positive and negative results. **Therefore, the sum of the numbers in each column will be larger than the total number of people tested.**

Reporting lab	Inconclusive	Negative	Positive	Percent positive	Total
DASCENA LABORATORY			7	100%	7
HELIX MEDICAL CENTERS		1	6	86%	7
MALABAR FAMILY PRACTICE		4	3	43%	7
MINUTECLINIC DIAGNOSTIC OF OHIO #6147		6	1	14%	7
KANSAS DEPARTMENT OF HEALTH		2	5	71%	7
COMPASSION PEDIATRICS		3	4	57%	7
RIVER OAKS TREATMENT CENTER			7	100%	7
DOCTOR'S IN-HOUSE LAB/COMMUNITY HEALTH CENTERS OF PINELLAS -PINELLAS P			7	100%	7
ECLRS		2	5	71%	7
PENN MEDICINE PRINCETON MEDICAL CENTER		6	1	14%	7
EMBRY-RIDDLE AERONAUTICAL UNIVERSITY HEALTH			7	100%	7
FLORIDA HOSPITAL KISSIMMEE		4	3	43%	7
NELSON BIOLOGICAL			7	100%	7
PEDIATRICS URGENT CARE, LLC			7	100%	7
CVS NV9841POCT RENO		4	3	43%	7
MINUTECLINIC DIAG OF IND LLC #8651		6	1	14%	7
MEDEXPRESS URGENT CARE MURRYSVILLE		5	2	29%	7
MAXHEALTH		5	2	29%	7
CVS PA1296POCT DREXEL HILL		5	2	29%	7
NORTH FLORIDA MEDICAL CENTERS INC		1	6	86%	7
Bon Secours Place		6	1	14%	7
CVS GA7064POCT STOCKBRIDGE		7			7
DOCTORS CLINICAL LABORATORY, INC		5	2	29%	7
CVS TX4397POCT CYPRESS		7			7
HOLY GARDEN ALF, INC.		7			7
FLORIDA SCHOOL FOR THE DEAF AND THE BLIND			7	100%	7
PIEDMONT HENRY HOSPITAL, INC		7			7
LYNMOORE,THE		7			7
SUNSHINE STATE DIALYSIS			7	100%	7
MINUTECLINIC DIAG OF IND LLC #1138		6	1	14%	7
CVS MINUTE CLINIC DIAG OF IND LLC #5206		6	1	14%	7
CVS PHARMACY #8800		5	2	29%	7
EAST GEORGIA REGIONAL MEDICAL CENTER		6	1	14%	7
MEDEXPRESS URGENT CARE - HOLLINS		7			7
TRUE HEALTH DIAGNOSTICS		1	6	86%	7
ADVENT HEALTH APOPKA		3	4	57%	7
PURECARE PHARMACY		6	1	14%	7
LEE COUNTY HEALTH DEPARTMENT		4	3	43%	7
Thermopolis Rehabilitation Wellness		7			7
GALLUP INDIAN MEDICAL CENTER		7			7
FLORIDA CANCER SPECIALISTS & RESEARCH INSTITUTE		6	1	14%	7
MARCO ISLAND MEDICAL CENTER			7	100%	7
LIZS ADULT CARE		7			7
SOUTH COM HEALTH CLINIC, DEPT. OF THE ARMY		7			7
UT SOUTHWESTERN MEDICAL CENTER			6	100%	6
IVY ROSEN MD PLLC		6			6
MILLER COUNTY HOSPITAL		6			6

# COVID-19: testing by laboratory

Data through Apr 28, 2021 verified as of Apr 29, 2021 at 09:25 AM

Data in this report are provisional and subject to change.

The numbers in the table below represent the number of Florida and non-Florida residents for whom test results were received by the Department of Health. A person can be tested by more than one laboratory and can have both positive and negative results. **Therefore, the sum of the numbers in each column will be larger than the total number of people tested.**

Reporting lab	Inconclusive	Negative	Positive	Percent positive	Total
ADVANCED URGENT CARE OF MARATHON		1	5	83%	6
MEDEXPRESS URGENT CARE - WAXAHACHIE, N HIGHWAY 77		4	2	33%	6
WALGREENS #09304		4	2	33%	6
CALIFORNIA DEPARTMENT OF PUBLIC HEALTH		1	5	83%	6
MCR HEALTH LAWTON CHILES ADMINISTRATION STE A		1	5	83%	6
NORTH FLORIDA PEDIATRICS JASPER			6	100%	6
AARK LABORATORY		6			6
RIVER CITY PRIMARY AND URGENT CARE			6	100%	6
COMPUNET CLINICAL LAB			6	100%	6
VILLAGES HEALTH, THE		4	2	33%	6
DAVISON HEALTH CENTER WESLEYAN UNIVERS		6			6
BROWARD COUNTY HEALTH DEPT.			6	100%	6
MEDEXPRESS URGENT CARE, CHAMBERSBURG		5	1	17%	6
CVS TX8322POCT AUSTIN		6			6
GENESIS FAMILY PRACTICE		3	3	50%	6
UT MEMPHIS UNIVERSITY HEALTH SERVICES			6	100%	6
GENTLE MEDICINE ASSOCIATES / DR. REGINE BATAILLE		6			6
CENTRAL JERSEY URGENT CARE OF BROWN MI		6			6
FAMILY CARE MEDICAL CENTER			6	100%	6
MIAMI RESCUE MISSION CLINIC INC			6	100%	6
ELITE MD GROUP INC		2	4	67%	6
LRHS Southeastern University		4	2	33%	6
MERCY COLLEGE HEALTH OFFICE		6			6
MINUTECLINIC DIAGNOSTICS OF IND LLC		3	3	50%	6
Advanced Care Center			6	100%	6
SOUTHEASTERN DERMATOLOGY GROUP PA		5	1	17%	6
ABSOLUTE HEALTH		5	1	17%	6
MCKENZIE-WILLAMETTE MEDICAL CENTER LAB		6			6
WIREGRASS MEDICAL CENTER			6	100%	6
VIERA PEDIATRICS		1	5	83%	6
ARC POINT LABS OF AUSTIN NORTH			6	100%	6
ADVENTHEALTH CAR CENTER APOPKA			6	100%	6
CVS NC6402POCT DAVIDSON		4	2	33%	6
TEXAS MEDCLINIC			6	100%	6
CVS NH6596POCT HAMPTON		6			6
BAYSHORE POINTE NURSING AND REHAB CENTER			6	100%	6
FIRST COAST CARDIOVASCULAR INSTITUTE PA			6	100%	6
CVS TX7821POCT LEAGUE CITY		6			6
INDIANA STATE DEPARTMENT OF HEALTH LABORATORIES			6	100%	6
MEDEXPRESS URGENT CARE - WEIRTON		6			6
FLORIDA HEALTHCARE OF ORLANDO		1	5	83%	6
SAINT PETER'S UNIVERSITY HOSPITAL		6			6
WG WINDSOR WOODS SH LLC		6			6
XPRESS URGENT CARE LLC		6			6
ATLANTIC COMMUNITY HIGH SCHOOL		5	1	17%	6
MOUNT SINAI BROOKLYN LABORATORY		5	1	17%	6
CDRX INFUSION			6	100%	6

# COVID-19: testing by laboratory

Data through Apr 28, 2021 verified as of Apr 29, 2021 at 09:25 AM

Data in this report are provisional and subject to change.

The numbers in the table below represent the number of Florida and non-Florida residents for whom test results were received by the Department of Health. A person can be tested by more than one laboratory and can have both positive and negative results. **Therefore, the sum of the numbers in each column will be larger than the total number of people tested.**

Reporting lab	Inconclusive	Negative	Positive	Percent positive	Total
LPG COCONUT POINT - FAMILY/ INTERNAL MEDICINE		6			6
CVS TX1104POCT ALLEN		6			6
ARLINGTON OF NAPLES		6			6
BROWARD TRANSITIONAL CENTER			6	100%	6
CVS MI8049POCT WATERFORD		5	1	17%	6
Northwell Lab		2	4	67%	6
MEDEXPRESS - COLLINSVILLE BELT LINE		4	2	33%	6
OVIEDO CHILDRENS HEALTH CENTER LLC		1	5	83%	6
FLORIDA MEDICAL SPECIALISTS		2	4	67%	6
CVS SC5479POCT INDIAN LAND		6			6
QUICK CARE MED WALK IN AND URGENT CARE			6	100%	6
MEDEXPRESS URGENT CARE - HUNTINGTON WE		6			6
BAYCARE MEDICAL GROUP, INC		6			6
RAPID MEDLAB (004MO)		5	1	17%	6
MINUTECLINIC 7196		5	1	17%	6
MERCY URGENT CARE			6	100%	6
MINUTECLINIC DIAGNOSTIC OF KENTUCKY		6			6
COVID RAPID LABS		1	5	83%	6
CVS IN6654POCT INDIANAPOLIS		5	1	17%	6
PANCARE HEALTH - ALTHA PUBLIC			6	100%	6
CVS NV2928POCT LAS VEGAS		6			6
UNIVERISTY OF MIAMI			6	100%	6
DOCTORS OFFICE OF NEW JERSEY		6			6
Madison Health & Rehabilitation		6			6
FLORIDA DEPARTMENT OF HEALTH IN SARASOTA COUNTY		5	1	17%	6
BNR PHARMACY INC		6			6
FLORIDA WOMAN CARE LABORATORY			6	100%	6
BOCA VIPEDIATRICS			6	100%	6
TIMBER CREEK PEDIATRICS		6			6
HENDRY REGIONAL CONVENIENT CARE CENTER			6	100%	6
PATHGROUP LABS, LLC		4	2	33%	6
JOSEF SCHENKER, MD, PC		6			6
BETH ISRAEL DEACONESS MEDICAL CENTER			6	100%	6
MD NOW MEDICAL CENTER			6	100%	6
CVS MA507POCT LEOMINSTER		5	1	17%	6
LAKEVIEW TERRACE HOME HEALTH SERVICES LLC			6	100%	6
ALLEGRO FLEMING ISLAND		1	5	83%	6
HACKENSACK UNIV MED CTR-PATHOLOGY DEPT		6			6
MINUTECLINIC DIAGNOSTIC OF TN PC #442		4	2	33%	6
CVS NJ862POCT MARLBORO		5	1	17%	6
MEDEXPRESS URGENT CARE - MBURG COMMONS		5	1	17%	6
PUBLIC HEALTH LAB		6			6
CURATIVE CARE CENTER INC		1	5	83%	6
TAMIAMI LAB MILLENIUM			6	100%	6
MINUTECLINIC LLC #5041		2	4	67%	6
SHEEPSHEAD BAY URGENT CARE		6			6
CAREWELL 301 - WARWICK			6	100%	6

# COVID-19: testing by laboratory

Data through Apr 28, 2021 verified as of Apr 29, 2021 at 09:25 AM

Data in this report are provisional and subject to change.

The numbers in the table below represent the number of Florida and non-Florida residents for whom test results were received by the Department of Health. A person can be tested by more than one laboratory and can have both positive and negative results. **Therefore, the sum of the numbers in each column will be larger than the total number of people tested.**

Reporting lab	Inconclusive	Negative	Positive	Percent positive	Total
Englewood Health Care Center		6			6
CVS NATIONAL HARBOR MD2297714CV		6			6
ENIGMA DIAGNOSTIC, INC.			6	100%	6
MEDICAL CENTER, THE		5	1	17%	6
DOCTORS HOSPITAL OF AUGUSTA		6			6
AMERICAN MEDICAL RESPONSE - DENVER		3	3	50%	6
MINUTE-CLINIC DIAGNOSTIC OF VIRGINIA, LLC #3949		6			6
UF HEALTH PATHOLOGY LABORATORIES			6	100%	6
MANATEE MEMORIAL HOSPITAL CLINICAL LABORATORY			6	100%	6
PELICAN LANDING		1	5	83%	6
ST LUKES HOSPITAL LABORATORY		2	4	67%	6
AMERICAN HEALTH ASSOC. LABORATORY SOUTH		4	2	33%	6
AMERICAN EAGLE LEESBURG AL LLC DBA VISTA LAKE			6	100%	6
PENN NURSING CENTER		6			6
DEPARTMENT OF HEALTH AND HUMAN SERVICES STATE OF NEW HAMPSHIRE			6	100%	6
THE READING HOSPITAL & MEDICAL CENTER			6	100%	6
DIXIE COUNTY EMERGENCY SERVICES			6	100%	6
PROHEALTH MED		1	5	83%	6
CENTRAL FLORIDA PRIMARY CARE			6	100%	6
HUNTERS CREEK PEDIATRICS		6			6
VALSPAR CHAMPIONSHIP		6			6
REDMED OF CROSSTOWN		3	3	50%	6
UNILAB		2	4	67%	6
CVS PA1379POCT LANSDALE		5	1	17%	6
MINUTECLINIC MINUTECLINIC #921		6			6
CVS MINUTE CLINIC DIAGNOSTIC MED GRP OF CAL		5	1	17%	6
ADVENT HEALTH - TUSKAWILLA		4	2	33%	6
PARADIGM LABORATORIES			6	100%	6
LOS ALAMOS NATIONAL LABORATORY		6			6
CVS IN6572POCT INDIANAPOLIS		6			6
APALACHEE CENTER INC		4	2	33%	6
CAMELLIA AT DEERWOOD		2	4	67%	6
FAMILY TREE PRIMARY CARE		5	1	17%	6
PROGRESS PHARMACY INC		1	5	83%	6
UPMC HEALTH SYSTEM		4	2	33%	6
FLORIDA DEPARTMENT OF HEALTH IN MIAMI DADE COUNTY		5	1	17%	6
TALLAHASSEE MEMORIAL HEALTHCARE			6	100%	6
MINUTECLINIC #2797		6			6
CVS TX10140POCT THE WOODLANDS		5	1	17%	6
MINUTECLINIC DIAGNOSTIC OF VIRGINIA, LLC		6			6
HEARTLAND HOME HEALTH CARE		6			6
PHYSICIANS URGENT CARE BERRY FARMS		4	2	33%	6
CONCENTRA			6	100%	6
CVS OH2518POCT COLUMBUS		5	1	17%	6
TULLAHOMA HMA, LLC		5	1	17%	6
MEDICAL CENTER AT OCEAN REEF		1	5	83%	6
BAYCARE ALLIANT HOSPITAL			6	100%	6

# COVID-19: testing by laboratory

Data through Apr 28, 2021 verified as of Apr 29, 2021 at 09:25 AM

Data in this report are provisional and subject to change.

The numbers in the table below represent the number of Florida and non-Florida residents for whom test results were received by the Department of Health. A person can be tested by more than one laboratory and can have both positive and negative results. **Therefore, the sum of the numbers in each column will be larger than the total number of people tested.**

Reporting lab	Inconclusive	Negative	Positive	Percent positive	Total
CVS TX2263POCT SAN ANTONIO		6			6
FLEET LANDING			6	100%	6
DISCOVERY VILLAGE AT DEERWOOD			6	100%	6
JERSEY SHORE MEDICAL CENTER		6			6
PLEASANTVILLE OF SEBASTIAN LLC			6	100%	6
PEACE OF MIND REHAB CENTER		6			6
COVID TESTING LLC			6	100%	6
CVS MINUTE CLINIC DIAGNOSTIC OF TEXAS		5	1	17%	6
ADVENTHEALTH MEDICALGROUP PEDIATRICS AT ORLANDO		6			6
CVS MA2401POCT MARSHFIELD		5	1	17%	6
SANITAS LAUDERDALE LAKES			6	100%	6
MAXCARE CLINIC			6	100%	6
Kroger 673 - The Little Clinic Dallas		5	1	17%	6
THE WINDSOR OF OCALA		2	4	67%	6
BROOKDALE CLERMONT			6	100%	6
CVS MA1095POCT AMHERST		5	1	17%	6
HOLLY HILL HOME INFUSION SERVICE		5	1	17%	6
ANTHONY-BROWN PHARMACY		6			6
SOUTHERN OCEAN MEDICAL CENTER		6			6
CAPITAL HEALTH PLAN LABORATORIES			6	100%	6
ORLANDO HEALTH PHYSICIAN GROUP			6	100%	6
PALMETTO HEALTH ALLIANCE		3	3	50%	6
PREMIER FAMILY HEALTH PA			6	100%	6
MARSHALL MEDICAL CENTER SOUTH LAB		5	1	17%	6
PRINCETON BMC LABORATORY		6			6
MEDEXPRESS URGENT CARE - LOGAN		6			6
MEDEXPRESS URGENT CARE - LEDGEWOOD		5	1	17%	6
PALM HARBOR DERMATOLOGY		4	2	33%	6
TRUSTBRIDGE			6	100%	6
THE PALMS REHABILITATION AND HEALTHCARE CENTER		5	1	17%	6
ADVENTHEALTH CELEBRATION EMPLOYEE CLINIC		6			6
BETHESDA COMMUNITY HEALTH CENTER			6	100%	6
OURMED		5	1	17%	6
CLINICAL CARE ASSOCIATES			6	100%	6
UNILAB OF DADE INC			6	100%	6
URGENT CARE HOUSECALLS PA		5	1	17%	6
MINUTECLINIC MINUTECLINIC #3665		6			6
Kennedy University Hospital		5	1	17%	6
QUATRACOR PLLC		6			6
THE CLINIC PREMISE HEALTH			6	100%	6
MEDEXPRESS URGENT CARE SHADYSIDE		5	1	17%	6
ALL4KIDZ PEDIATRICS LLC		3	3	50%	6
NEUROSCIENCE AND SPINE ASSOCIATES, PL		5	1	17%	6
MEDEXPRESS - NEWARK		6			6
CHILDREN'S HOSPITAL OF PHILADELPHIA		5	1	17%	6
PRESBYTERIAN HOME		6			6
MEDEXPRESS URGENT CARE - PRINCETON		5	1	17%	6

# COVID-19: testing by laboratory

Data through Apr 28, 2021 verified as of Apr 29, 2021 at 09:25 AM

Data in this report are provisional and subject to change.

The numbers in the table below represent the number of Florida and non-Florida residents for whom test results were received by the Department of Health. A person can be tested by more than one laboratory and can have both positive and negative results. **Therefore, the sum of the numbers in each column will be larger than the total number of people tested.**

Reporting lab	Inconclusive	Negative	Positive	Percent positive	Total
Oakwood - North Baldwins Center for Living		6			6
PR HEALTH		1	5	83%	6
MINUTECLINIC, LLC #07852		5	1	17%	6
CVS PA5241POCT CHALFONT		6			6
WAKEMED		1	5	83%	6
ELITE MEDICAL CENTER		1	5	83%	6
MEDEXPRESS URGENT CARE-HERSHEY		5	1	17%	6
FLORIDA DEPARTMENT OF HEALTH SEMINOLE COUNTY		1	5	83%	6
RURAL HEALTH CARE INC			6	100%	6
CVS MD1515POCT LEONARDTOWN		4	2	33%	6
SIGNATURE URGENT CARE			6	100%	6
GUTHRIE MEDICAL GROUP LABORATORIES		6			6
MEDEXPRESS URGENT CARE - ELM GROVE		5	1	17%	6
DEPARTMENT OF HEALTH AND HUMAN SERVICES DIVISION OF BEHAVIORAL HEALTH		1	5	83%	6
CVS MA957POCT WEST SPRINGFIELD		6			6
UW MEDICINE VIROLOGY LAB			6	100%	6
HELIX KH UC		1	5	83%	6
CVS MA1852POCT MEDWAY		6			6
MINUTECLINIC, LLC (CLINIC 10928)		6			6
SANTOS REHABILITATION CENTER INC			6	100%	6
LUMADOC HEALTH		4	2	33%	6
CVS NJ2815POCT E BRUNSWICK		4	2	33%	6
MEDEXPRESS URGENT CARE-PITTSFIELD		6			6
CELAL GUROL ERBAY, MD			6	100%	6
CVS SC5550POCT CLOVER		5	1	17%	6
CITIZENS BAPTIST MEDICAL CENTERS LAB		5	1	17%	6
LEHIGH REGIONAL MEDICAL CENTER LABORATORY		3	3	50%	6
ASCENSION ST VINCENT'S CLAY COUNTY			6	100%	6
Life Care Center of Estero			5	100%	5
SONATA VERO BEACH		5			5
CVS SC4122POCT TAYLORS		5			5
MINUTECLINIC, DIAGNOSTIC OF TEXAS, LLC		5			5
HILLSBOROUGH COUNTY HEALTH DEPARTMENT			5	100%	5
PATIENT FIRST - ALLENTOWN			5	100%	5
PATIENT FIRST - LEESBURG			5	100%	5
MIAMI CANCER INSTITUTE			5	100%	5
CVS NJ715POCT WAYNE		5			5
MEDEXPRESS URGENT CARE - SOUTH PARKERSBURG		5			5
ENT AND ALLERGY ASSOCIATES OF FLORIDA, LLC			5	100%	5
THE CLINIC OF PEDIATRICS & GI MEDICINE, INC			5	100%	5
CHAMPLAIN VALLEY PHYSICIANS HOSPITAL		3	2	40%	5
ST JOSEPHS HOSPITAL PATHOLOGY LAB		4	1	20%	5
NIBHA MEDIRATTA MD PL			5	100%	5
MINUTECLINIC # 21110		3	2	40%	5
XRL SXF REF LAB		5			5
POWERS PEDIATRICS			5	100%	5
EAST BANK HOSPITAL - UNIVERSITY OF MINNESOTA MEDICAL CENTER			5	100%	5

# COVID-19: testing by laboratory

Data through Apr 28, 2021 verified as of Apr 29, 2021 at 09:25 AM

Data in this report are provisional and subject to change.

The numbers in the table below represent the number of Florida and non-Florida residents for whom test results were received by the Department of Health. A person can be tested by more than one laboratory and can have both positive and negative results. **Therefore, the sum of the numbers in each column will be larger than the total number of people tested.**

Reporting lab	Inconclusive	Negative	Positive	Percent positive	Total
DEPARTMENT OF HEALTH AND HUMAN SERVICES LANSING			5	100%	5
CVS PA10034POCT PITTSBURGH		5			5
MINUTECLINIC DIAGNOSTIC OF PENNSYLVAN		4	1	20%	5
PRINCIPLE HOSPICE SERVICE, LLC			5	100%	5
CHELSEA NYC LAB		5			5
CVS IL5797POCT CAROL STREAM		5			5
THE UNIVERSITY OF VERMONT MEDICAL CENTER		4	1	20%	5
PEDIATRICS OF CENTRAL FLORIDA – POINCIANA		3	2	40%	5
AMI ST FRANCIS HOSPITAL LABORATORY		4	1	20%	5
DELAWARE PUBLIC HEALTH LABORATORY		2	3	60%	5
EASTCHESTER PEDIATRIC MEDICAL GROUP		5			5
RHEA MEDICAL CENTER		5			5
FLAGLER HEALTH SERVICES INC			5	100%	5
PHYSICIANS IMMEDIATE CARE ELGIN			5	100%	5
IMMERSION RESIDENTIAL LLC			5	100%	5
PM PEDIATRICS OF SELDEN		3	2	40%	5
PRECISION DIAGNOSTICS INC - NJ		5			5
URGENT TEAM MANAGEMENT OF TENNESSEE, L		4	1	20%	5
UNIVERISTY OF MEMPHIS ATHLETIC TRAINI		5			5
VEIL VALLEY MEDICAL CENTER			5	100%	5
INDIAN RIVER PRIMARY CARE PA		5			5
UNC HOSPITAL/MCLENDON CLINICAL LABORATORIES			5	100%	5
NORTHSIDE MEDICAL CENTER		5			5
PRIMBIO RESEARCH INSTITUTE LLC		5			5
RUSH UNIVERSITY MEDICAL CENTER LABORATORY			5	100%	5
MED EXPRESS URGENT CARE PC - MARYLAND		4	1	20%	5
WHITE WILSON MEDICAL CENTER - FWB		1	4	80%	5
BRIGHAM AND WOMEN'S HOSPITAL		1	4	80%	5
MINUTECLINIC DIAGNOSTIC OF NEVADA-9586		4	1	20%	5
REELFOOT FAMILY WALK IN CLINIC		4	1	20%	5
CLINICAL CARE INC			5	100%	5
PHYSICIANS QUALITY CARE			5	100%	5
ST JOSEPHS BEHAVIORAL HEALTH CENTER			5	100%	5
FHPG FAMILY MEDICAL CENTER OF TAMPA BAY		1	4	80%	5
RIVERVIEW ALF OPERATOR LLC			5	100%	5
LPG PEDIATRICS AT CAPE CORAL		5			5
COMMONS AT ORLANDO LUTHERAN TOWERS SNF			5	100%	5
CFP PHYSICIANS GROUP			5	100%	5
SARASOTA IMMEDIATE CARE			5	100%	5
AHF PUBLIC HEALTH LABORATORY			5	100%	5
INVESCLINIC US, LLC		5			5
MINUTECLINIC, LLC #1431		4	1	20%	5
NORTHSIDE HOSPITAL- CHEROKEE		4	1	20%	5
NORTH SHORE HEMATOLOGY-ONCOLOGY ASSOCIATES, PC		5			5
MEASE CONTINUING CARE		3	2	40%	5
MINUTECLINIC LLC #5010		4	1	20%	5
MINUTECLINIC DIAGNOSTIC MED GRP OF SAN		4	1	20%	5

# COVID-19: testing by laboratory

Data through Apr 28, 2021 verified as of Apr 29, 2021 at 09:25 AM

Data in this report are provisional and subject to change.

The numbers in the table below represent the number of Florida and non-Florida residents for whom test results were received by the Department of Health. A person can be tested by more than one laboratory and can have both positive and negative results. **Therefore, the sum of the numbers in each column will be larger than the total number of people tested.**

Reporting lab	Inconclusive	Negative	Positive	Percent positive	Total
WINCHESTER MEDICAL CENTER			5	100%	5
MEDICAL UNIVERSITY SC HOSPITAL			5	100%	5
CAPE COD HOSPITAL			5	100%	5
DISCOVERY VILLAGE AT STUART		2	3	60%	5
WOODHULL MEDICAL AND MENTAL HEALTH CTR		5			5
MINUTECLINIC DIAG OF IND, LLC #6553		5			5
BEACH HOUSE		5			5
WEST PACIFIC MEDICAL LABORATORY			5	100%	5
KETTERING HEALTH			5	100%	5
ADVENT HEALTH MEDICAL GROUP		4	1	20%	5
JOSEPH SCHENKER MD PC		5			5
PRECISION LABS LLC		2	3	60%	5
JOHN T MACKAY MD			5	100%	5
PARADISE VILLA ALF INCORPORATED		5			5
EGL GENETICS DIAGNOSTICS			5	100%	5
CVS MA394POCT SEEKONK		5			5
ARKANSAS DEPARTMENT OF HEALTH			5	100%	5
RELIANT IMMUNE DIAGNOSTICS			5	100%	5
CARENOW URGENT CARE - CENTRAL AUSTIN		1	4	80%	5
MEDEXPRESS URGENT CARE - WILKES BARRE		4	1	20%	5
MINUTECLINIC, LLC #07876		4	1	20%	5
LAFAYETTE NURSING AND REHAB			5	100%	5
MINUTE CLINIC LLC #1831		5			5
LIFEPLUS HEALTHCARE GROUP INC		5			5
DICKSON MEDICAL ASSOCIATES PC PATH LAB		4	1	20%	5
RUSSELL SAGE COLLEGE WELLNESS CENTER		5			5
EAST CENTRAL FLORIDA OUT PATIENT IMAGING			5	100%	5
URGENT CARE COASTAL GA			5	100%	5
CVS PA2688POCT COLLEGEVILLE		5			5
JUPITER ISLAND MEDICAL CLINIC INC		5			5
SCIENCE CARE			5	100%	5
CVS CT750POCT ENFIELD		5			5
PEDIATRIC URGENT HEALTH CARE			5	100%	5
MEDEXPRESS - NEW CASTLE, DUPONT HWY		4	1	20%	5
Edward Hines, Jr. VA Hospital		4	1	20%	5
CVS MA447POCT NORTHAMPTON		3	2	40%	5
CVS AZ9290POCT PHOENIX		4	1	20%	5
CVS NJ837POCT MARLTON		5			5
CVS TX7825POCT FRISCO		4	1	20%	5
CLEVELAND CLINIC MARTIN HEALTH NURSING & RESTORATIVE		5			5
THE RETREAT AT PORT ORANGE			5	100%	5
ADVENTHEALTH MEDICAL GROUP PEDIATRICS		2	3	60%	5
BROOKDALE NEW PORT RICHEY			5	100%	5
OCCMED SOLUTIONS		2	3	60%	5
MD NOW MEDICAL CENTER INC			5	100%	5
CVS NC2771POCT CLAYTON		4	1	20%	5
MINUTECLINIC DIAG OF IND LLC #6840		5			5

# COVID-19: testing by laboratory

Data through Apr 28, 2021 verified as of Apr 29, 2021 at 09:25 AM

Data in this report are provisional and subject to change.

The numbers in the table below represent the number of Florida and non-Florida residents for whom test results were received by the Department of Health. A person can be tested by more than one laboratory and can have both positive and negative results. **Therefore, the sum of the numbers in each column will be larger than the total number of people tested.**

Reporting lab	Inconclusive	Negative	Positive	Percent positive	Total
MINUTECLINIC DIAG OF IND, LLC #6910		5			5
BAPTIST HEALTH - TOWN CENTER			5	100%	5
NORTHERN MICHIGAN UNIVERSITY ATHLETICS		5			5
BIOTECH CLINICAL LABORATORY			5	100%	5
INSTANT MEDICAL CARE CENTER		4	1	20%	5
NOVANT HEALTH UVA		2	3	60%	5
FINLAY		1	4	80%	5
MID - FLORIDA PATHOLOGY LLC		1	4	80%	5
FAMILY TREE DNA			5	100%	5
VA PRIMARY CARE ANNEX			5	100%	5
TMH PHYSICIAN PARTNERS SOUTHWOOD		1	4	80%	5
Wynfield Park Health and Rehabilitation		5			5
DAVENPORT PEDIATRICS PA		1	4	80%	5
PIEDMONT NEWNAN HOSPITAL		4	1	20%	5
MEDEXPRESS URGENT CARE - BRIDGEVILLE		5			5
Birchaven		5			5
MASSASHUSETTS STATE LAB INSTITUTE		2	3	60%	5
MENORAH MANOR			5	100%	5
ST LUCIE COUNTY HEALTH DEPARTMENT		4	1	20%	5
BAYSHORE LABORATORY		4	1	20%	5
MEDEXPRESS URGENT CARE - MOUNTAIN HOME		4	1	20%	5
FOUNDCARE, INC			5	100%	5
OMNICARE PHARMACY OFTEXAS 1, LP DBA OMNICARE		5			5
LABS PLUS LLC		5			5
MEDEXPRESS URGENT CARE - BECKLEY CROSS		4	1	20%	5
MEDEXPRESS URGENT CARE MARTINSBURG		3	2	40%	5
WALGREENS #03287		5			5
LAKEVIEW HEALTHCARE SYSTEM LLC			5	100%	5
SOUTH FLORIDA FAMILY HEALTH & RESEARCH CTR			5	100%	5
WELLMED AT APOLLO BEACH BLVD		3	2	40%	5
UNIVERSITY OF MIAMI / SCCC RESEARCH LABORATORY			5	100%	5
CVS NC3853POCT BURLINGTON		4	1	20%	5
BOROPARK URGENT CARE		4	1	20%	5
AMAVIDA		5			5
CELERION			5	100%	5
MINUTECLINIC, LLC #7139		5			5
QUINTON MEMORIAL HEALTH CARE CENTER		5			5
FRESENIUS KIDNEY CARE SOUTH ORLANDO			5	100%	5
LAKE COUNTY DETENTION CENTER		3	2	40%	5
JOE DIMAGGIO CHILDREN'S HOSPITAL		1	4	80%	5
DIAGNOSTECHS		4	1	20%	5
URGENT MED INC		3	2	40%	5
SOUTH BEND MEDICAL FOUNDATION			5	100%	5
CVS CA9606POCT TEMECULA		5			5
HELIX DIAGNOSTIX		2	3	60%	5
MEDEXPRESS URGENT CARE LAVALE		5			5
CVS OH3393POCT AURORA		4	1	20%	5

# COVID-19: testing by laboratory

Data through Apr 28, 2021 verified as of Apr 29, 2021 at 09:25 AM

Data in this report are provisional and subject to change.

The numbers in the table below represent the number of Florida and non-Florida residents for whom test results were received by the Department of Health. A person can be tested by more than one laboratory and can have both positive and negative results. **Therefore, the sum of the numbers in each column will be larger than the total number of people tested.**

Reporting lab	Inconclusive	Negative	Positive	Percent positive	Total
MEDEXPRESS URGENT CARE PLEASANT HILLS		4	1	20%	5
Samuel S. Stratton VAMC		5			5
AUGUSTA HEALTH			5	100%	5
CLINICAL LABORATORIES OF THE BUFFALO		4	1	20%	5
USCG SECTOR ST PETE		1	4	80%	5
CVS TN7698POCT KNOXVILLE		5			5
RURAL/METRO MIDSOUTH,		5			5
THE LITTLE CLINIC			5	100%	5
CVS ME329POCT PORTLAND		5			5
STVHCS - Dental Outpatient Clinic		5			5
COPELAND MEDICAL CLINIC		3	2	40%	5
CITRUS HEALTH NETWORK INC		2	3	60%	5
MEDEXPRESS URGENT CARE- COLUMBIA HEIGH		5			5
CAREHERE LCS- EUSTIS			5	100%	5
ADVENTHEALTH ORLANDO INTERNATIONAL AIRPORT			5	100%	5
LEVY COUNTY DEPT. OF PUBLIC SAFETY		2	3	60%	5
SOUTHEAST GEORGIA PHYSICIAN ASSOCIATES		4	1	20%	5
COOPER HOSPITAL/UNIVERSITY MEDICAL		5			5
WASHINGTON COLLEGE HEALTH SERVICES		5			5
WALGREENS #10264		5			5
CVS MO10053POCT SAINT PETERS		5			5
MARION COUNTY FIRE RESCUE		3	2	40%	5
INFECTION CONTROL/ EMPHEALTH		3	2	40%	5
Army Residence Community		5			5
WASHINGTON STATE DEPARTMENT OF HEALTH PUBLIC HEALTH LABORATORIES			5	100%	5
ST VINCENTS AMBULATORY CARE INC		3	2	40%	5
MIDDLEBURG VA CBOC		4	1	20%	5
WELLMED AT FORT PIERCE		3	2	40%	5
NORTH DADE NURSING AND REHABILITATION CENTER			5	100%	5
STEUBEN COUNTY PUBLIC HEALTH		5			5
THONOTOSASSA COMMUNITY HEALTH CENTER		1	4	80%	5
FLORIDA HOSPITAL LAKE MARY		5			5
WALGREENS# 00323		5			5
CVS MA299POCT WORCESTER		5			5
CVS AZ9210POCT SCOTTSDALE		5			5
WILLOW CREEK RETIREMENT CENTER		5			5
CARL R DARNALL ARMY MEDICAL CENTER			5	100%	5
CVS IL8751POCT CHICAGO		5			5
APC PEDIATRICS			5	100%	5
Kroger 449 - The Little Clinic Mountain Park		4	1	20%	5
JACKSON SOUTH COMMUNITY HOSPITAL LAB			5	100%	5
LAKE MARY HEALTH AND REHABILITATION CENTER		1	4	80%	5
UNIVERSITY OF CHICAGO MEDICAL CENTER LAB			5	100%	5
FLORIDA PRIMARY & SPECIALTY CARE		5			5
CVS GA2279POCT SUWANEE		5			5
CVS CA9823POCT SACRAMENTO		5			5
CVS SC1540POCT MYRTLE BEACH		4	1	20%	5

# COVID-19: testing by laboratory

Data through Apr 28, 2021 verified as of Apr 29, 2021 at 09:25 AM

Data in this report are provisional and subject to change.

The numbers in the table below represent the number of Florida and non-Florida residents for whom test results were received by the Department of Health. A person can be tested by more than one laboratory and can have both positive and negative results. **Therefore, the sum of the numbers in each column will be larger than the total number of people tested.**

Reporting lab	Inconclusive	Negative	Positive	Percent positive	Total
FIFTH AVENUE PEDIATRICS		3	2	40%	5
GOOD SAMARITAN HOSPITAL		3	2	40%	5
COLUMBIA MEMORIAL HOSPITAL LABORATORY		5			5
TANNER MEDICAL CENTER EAST AL		5			5
LIVING WATERS MEDICAL CENTER			5	100%	5
CVS MA1845POCT WILMINGTON		4	1	20%	5
DOCTORS HOSPITAL LAB MEDICAL OFFICE BUILDING			5	100%	5
CARENOW URGENT CARE - WINTER SPRINGS		4	1	20%	5
KEYSTONE REHABILITATION AND HEALTH CENTER		1	4	80%	5
RANDOLPH COUNTY HEALTH & REHABILITATIO		5			5
ELITE CARE			5	100%	5
HAWTHORNE HEALTH AND REHABILITATION			5	100%	5
SAFETY HARBOR SENIOR LIVING			5	100%	5
HELIX URGENT CARE			5	100%	5
CVS AZ10150POCT PHOENIX		4	1	20%	5
GENEVA GENERAL HOSPITAL LABORATORY		3	2	40%	5
PEDIATRICS OF ALTAMONTE		5			5
METHODIST HEALTHCARE UNIVERSITY HOSPIT		5			5
MINUTECLINIC DIAG OF IND, LLC #8645		5			5
MEDEXPRESS URGENT CARE - WALDORF, CRAIN HWY		5			5
CLINICAL PATHOLOGY LABORATORIES			5	100%	5
FALLSBURG CHAI		5			5
HUNT CLUB MEDICAL CARE			5	100%	5
LABCORP UNSPECIFIED		5			5
MINUTECLINIC OF NEVADA-2955 S FT APACH		5			5
OCHSNER MEDICAL CENTER			5	100%	5
MINUTECLINIC DIAGNOSTIC OF VIRGINIA, LLC #1980		3	2	40%	5
MINNESOTA DEPARTMENT OF HEALTH PUBLIC HEALTH LABORATORY DIVISION	1		4	80%	5
ADVANCED PEDIATRICS OF BOCA LLC			5	100%	5
MEDEXPRESS URGENT CARE FOX CHAPEL		5			5
THE DOCTORS CENTER HEALTHCARE-SOUTHSIDE		1	4	80%	5
ADVANCED HEART CARE OF SOUTH FLORIDA		5			5
DOCS URGENT CARE		1	4	80%	5
CYPRESS CREEK MEDICAL CENTER			5	100%	5
CVS OH10893POCT PARMA		2	3	60%	5
AHC Decatur County		5			5
COVENANT COLLEGE HEALTH SERVICES		5			5
NEW YORK PHYSICIANS LLP		5			5
ELDER ALTERNATIVES INC		3	2	40%	5
FORSYTH HOUSE			5	100%	5
NATURE COAST PRIMARY CARE LAB LLC		1	4	80%	5
AEL KNOXVILLE			5	100%	5
URGENT CARE OF ERWIN		5			5
PIEDMONT HOSPITAL LAB			5	100%	5
PREMIER PEDIATRICS		1	4	80%	5
ATLANTIC SURGERY CENTER OF JACKSONVILLE BEACH		5			5
MINUTECLINIC DIAGNOSTIC OF PENNSYLVANIA, LLD #1545		5			5

# COVID-19: testing by laboratory

Data through Apr 28, 2021 verified as of Apr 29, 2021 at 09:25 AM

Data in this report are provisional and subject to change.

The numbers in the table below represent the number of Florida and non-Florida residents for whom test results were received by the Department of Health. A person can be tested by more than one laboratory and can have both positive and negative results. **Therefore, the sum of the numbers in each column will be larger than the total number of people tested.**

Reporting lab	Inconclusive	Negative	Positive	Percent positive	Total
CVS IN6757POCT COLUMBUS		5			5
SUTTER TRACY COMMUNITY HOSPITAL			5	100%	5
ATLANTA PLUS URGENT CARE			5	100%	5
PINECREST PEDIATRICS GROUP LLC			5	100%	5
CVS TX5877POCT PEARLAND		5			5
ST BARNABAS HOSPITAL		5			5
INVERNESS FAMILY CARE HIGH RISK PLLC			5	100%	5
WATERTOWN URGENT CARE PLLC		5			5
MONROE COUNTY DEPT OF PUBLIC HEALTH ST		5			5
CVS NV408817POCT LAS VEGAS		1	4	80%	5
FRANCES WARDE MEDICAL LABORATORY		2	3	60%	5
FRESENIUS MEDICAL CARE			5	100%	5
PREMIER MEDICAL LABORATORY	1	2	2	40%	5
NAVAL MEDICAL CENTER			5	100%	5
MIZELL MEMORIAL HOSPITAL			5	100%	5
NYU WINTHROP LABORATORY		5			5
MORGAN STANLEY HEALTH CENTER		5			5
FLORIDA PRIMARY CARE AND SPORTS MEDICINE INC		2	3	60%	5
Kroger 099 - The Little Clinic Fort Collins		5			5
PUTNAM HOSPITAL CENTER LABORATORY		5			5
MEDEXPRESS URGENT CARE - DANVILLE		5			5
INTERNAL MEDICINE & PRIMARY CARE ASSOCIATES, PLC			5	100%	5
MORRIS HALL/ST JOSEPH NURSING CENTER		5			5
QUALITY MEDICAL CARE			5	100%	5
Hillspring of Springboro		5			5
FLORIDA DEPARTMENT OF HEALTH - INVERNESS		3	2	40%	5
GARDENS PEDIATRICS			5	100%	5
GULF COAST VETERANS HCS PANAMA CITY OPC		5			5
MD ANDERSON CANCER CENTER DI BAY AREA			5	100%	5
REGIONAL MEDICAL CENTER BAYONET POINT			5	100%	5
PRL NYC PANDEMIC RESPONSE LAB			5	100%	5
WILSON PEDIATRICS			5	100%	5
CANDLER HOSPITAL PATHOLOGY LABORATORY		3	2	40%	5
MINUTECLINIC DIAGNOSTIC OF OHIO #6139		5			5
BAPTIST HOSPITAL EMPLOYEE HEALTH OFF			5	100%	5
Walker BaptistMedCtr		4	1	20%	5
CVS GA5622POCT DALLAS		3	2	40%	5
FLORIDA CLINICAL LABORATORY - BIOREFERENCE LABORATORIES		2	3	60%	5
MEDEXPRESS URGENT CARE - FREDERICK		5			5
BLUETAIL MEDICAL GROUP, LLC		4	1	20%	5
STARMED FAMILY & URGENT CARE			5	100%	5
RIO PINAR HEALTH CARE			5	100%	5
GENTLE HANDS MOBILE PHLEBOTOMY			5	100%	5
SJH			5	100%	5
ST JOHNS BIOMEDICAL LAB		5			5
CVS KY2332POCT GEORGETOWN		4	1	20%	5
NORTHWOOD UNIVERSITY-BENNETT SPORTS CENTER		5			5

# COVID-19: testing by laboratory

Data through Apr 28, 2021 verified as of Apr 29, 2021 at 09:25 AM

Data in this report are provisional and subject to change.

The numbers in the table below represent the number of Florida and non-Florida residents for whom test results were received by the Department of Health. A person can be tested by more than one laboratory and can have both positive and negative results. **Therefore, the sum of the numbers in each column will be larger than the total number of people tested.**

Reporting lab	Inconclusive	Negative	Positive	Percent positive	Total
WESTMINSTER SHORES			5	100%	5
CVS PA258POCT MCKEES ROCKS		5			5
ALPHADERA LABS, LLC			5	100%	5
CVS MA2172POCT NORTH GRAFTON		5			5
INNOVATIVE COVID-DIVERSEY			5	100%	5
REHABILITATION CENTER AT JUPITER GARDENS		5			5
MEDEXPRESS URGENT CARE HUNTINGTON		5			5
SPRINGHILL SENIOR RESIDENCE		5			5
NORTHPORT MEDICAL CENTER LAB		5			5
MIAMI MEDICAL CONSULTANT PA			5	100%	5
SEASIDE MANOR			5	100%	5
MEDICAL CENTER OF BLOUNTSTOWN			5	100%	5
ALLIANCE FOR MULTISPECIALTY RESEARCH		5			5
CVS IN5696POCT FORT WAYNE		5			5
ADVENTHEALTH GORDON		4	1	20%	5
CVS IN6551POCT MOORESVILLE		4	1	20%	5
BUEN PASTOR MEDICAL CENTER, INC			5	100%	5
HEALTHCARE NETWORK OF SOUTHWEST FLORIDA			5	100%	5
APOLLO GARDENS RETIREMENT RESIDENCE CARE		5			5
UCF STUDENT HEALTH SERVICES LABORATORY		2	3	60%	5
OPTUMCARE FLORIDA, LLC		3	2	40%	5
QUEST DIAGNOSTICS PSC		1	4	80%	5
CVS IL8750POCT CHICAGO		3	2	40%	5
TIFT REGIONAL HLTH SYSTEM, INC DBA SOU		5			5
GRADY MEMORIAL HOSPITAL/MICRO			5	100%	5
CVS TN6414POCT SMYRNA		3	2	40%	5
GILCHRIST COUNTY HEALTH DEPT			4	100%	4
CVS IL7017POCT BLOOMINGTON		4			4
CVS OH3329POCT LAKEWOOD		4			4
SIMEDHEALTH, LLC		2	2	50%	4
CAREMOUNT MEDICAL PC - BEDFORD URGENT		4			4
WESLEY CHAPEL INTERNAL MEDICINE AND PEDIATRICS			4	100%	4
INFINITI LABS INC			4	100%	4
COVID PROCESSING SITE			4	100%	4
HARBOUR ISLAND PEDIATRICS LLC			4	100%	4
CVS IN7653POCT EVANSVILLE		3	1	25%	4
MEDEXPRESS URGEN CARE - EAST BRUNSWICK		4			4
HOME DOCS		2	2	50%	4
ADVANCED URGENT CARE LLC		1	3	75%	4
MINUTECLINIC DIAG OF IND, LLC #6483		2	2	50%	4
BETHPAGE EXTENDED HOURS CENTER		4			4
Sears Coastal Nursing and Rehab		4			4
Marian Manor, Inc		4			4
MINUTECLINIC DIAG OF IND LLC #1367		4			4
ORANGE COUNTY HEALTH DEPARTMENT		2	2	50%	4
HEALTHQUEST, INC		3	1	25%	4
MAYO CLINIC BEACHES PRIMARY CARE CTR		3	1	25%	4

# COVID-19: testing by laboratory

Data through Apr 28, 2021 verified as of Apr 29, 2021 at 09:25 AM

Data in this report are provisional and subject to change.

The numbers in the table below represent the number of Florida and non-Florida residents for whom test results were received by the Department of Health. A person can be tested by more than one laboratory and can have both positive and negative results. **Therefore, the sum of the numbers in each column will be larger than the total number of people tested.**

Reporting lab	Inconclusive	Negative	Positive	Percent positive	Total
AFC URGENT CARE GUNBARREL			4	100%	4
CLINICAL CARE CENTER, INC			4	100%	4
APOPKA FAMILY HEALTH CENTER		3	1	25%	4
BAYLOR ESOTERIC AND MOLECULAR LAB			4	100%	4
MAURY REGIONAL MEDICAL CENTER		4			4
MEDEXPRESS URGENT CARE - CINNAMINSON		3	1	25%	4
TAVARES VA COMMUNITY OUTPATIENT CLINIC		4			4
ST JOHN'S RIVERSIDE HOSPITAL		3	1	25%	4
GASTROENTEROLOGY ASSOC OF PENSACOLA, PA		2	2	50%	4
Kroger 959 - The Little Clinic Carmel		4			4
MARSHFIELD LABORATORIES			4	100%	4
Mill Valley Care Center		4			4
GERALD CHAMPION REGIONAL MEDICAL CENTE		4			4
INTERMOUNTAIN HEALTHCARE CENTRAL LABORATORY			4	100%	4
ST. MARY'S HOSPITAL			4	100%	4
WHITE EARTH IHS MAIN LAB		4			4
WALGREENS #07034		4			4
ELITE PRIMARY CARE OF WAYCROSS		1	3	75%	4
Kroger 752 - The Little Clinic Central Station		3	1	25%	4
EXPRESS TESTING-ONE			4	100%	4
MEDEXPRESS URGENT CARE - CHERRY HILL		4			4
VIDANT MEDICAL CENTER			4	100%	4
SIENA COLLEGE SPORTS MEDICINE CENTER		4			4
ADMERA HEALTH			4	100%	4
YORK HOSPITAL: MICROBIOLOGY			4	100%	4
CVS CA9145POCT SANTEE		3	1	25%	4
MINUTECLINIC DIAGNOSTIC OF WISCONSIN, LLC		4			4
UNIVERSITY OF MIAMI HOSPITALS & CLINIC			4	100%	4
CAREWELL URGENT CARE			4	100%	4
Oceanside Health & Rehabilitation Center		4			4
NYC PUBLIC HEALTH LABS			4	100%	4
KENTUCKY CABINET FOR HEALTH AND FAMILY SERVICES			4	100%	4
UNIVERSITY OF WASHINGTON MEDICAL CENTER (UWMC) EMERGENCY DEPT.			4	100%	4
ADVENTHEALTH NEW SMYRNA BEACH COMMUNITY HEALTH			4	100%	4
OPTUM OF RED ROAD		4			4
Kroger 125 - The Little Clinic Castle Rock		3	1	25%	4
Medilodge of Alpena		4			4
DYNACARE LABORATORIES			4	100%	4
MEDAC AT PORTERS NECK			4	100%	4
PANCARE HEALTH - PONCE DE LEON			4	100%	4
BARTON MEMORIAL HOSPITAL		3	1	25%	4
FISHERMEN'S HOSPITAL			4	100%	4
KINGSTON RESIDENCE OF MARION		4			4
SACRED HEART HEALTH SYSTEMS INC			4	100%	4
CELEBRATION PEDIATRICS			4	100%	4
ROAN DRUG COMPANY LLC		4			4
CVS OH2486POCT NILES		2	2	50%	4

# COVID-19: testing by laboratory

Data through Apr 28, 2021 verified as of Apr 29, 2021 at 09:25 AM

Data in this report are provisional and subject to change.

The numbers in the table below represent the number of Florida and non-Florida residents for whom test results were received by the Department of Health. A person can be tested by more than one laboratory and can have both positive and negative results. **Therefore, the sum of the numbers in each column will be larger than the total number of people tested.**

Reporting lab	Inconclusive	Negative	Positive	Percent positive	Total
CVS MA969POCT PALMER		4			4
Glenis Dr VA Outpatient Clinic		3	1	25%	4
AIRCARE INTERNATIONAL		4			4
CVS IL4778POCT EVANSTON		4			4
MINUTECLINIC DIAGNOSTIC OF MICHIGAN, P		4			4
MONTCLAIR STATE UNIV/HLTH & WELLNESS		4			4
SANFORD SOUTH UNIVERSITY		4			4
VA OUTPATIENT PHARMACY			4	100%	4
NDX-CORE LAB			4	100%	4
PEACEHEALTH LABORATORIES		3	1	25%	4
RIVER CITY MEDICAL ASSOCIATES INC			4	100%	4
HAMILTON MEDICAL CENTER LABORATORY		2	2	50%	4
OMNICARE PHARMACY OF TEXAS 1		4			4
CENTRAL FLORIDA INTERNAL OCCUPATIONAL AND		4			4
LABQ CLINICAL DIAGNOSTICS		4			4
CARENOW-LEBANON		2	2	50%	4
CVS TX8387POCT AUSTIN		4			4
MINUTECLINIC DIAGNOSTIC OF OHIO #5060		4			4
OPTUM FLORIDA		3	1	25%	4
UAB URGENT CARE CLINIC			4	100%	4
ENCOMPASS HOME HEALTH		4			4
FLORIDA CANCER SPECIALISTS AND RESEARCH		2	2	50%	4
CAREWELL 202			4	100%	4
WYOMING PUBLIC HEALTH LAB			4	100%	4
SOUTHWESTERN REGIONAL MEDICAL CENTER - TULSA		4			4
CVS CA9963POCT SAN DIEGO		4			4
PRIMECARE		2	2	50%	4
CVS SC2269POCT COLUMBIA		3	1	25%	4
Chestnut Park Rehabilitation and Nursing Center		4			4
CHILDREN'S HEALTHCARE OF ATLANTA		4			4
CVS IL1170POCT JOLIET		4			4
OKLAHOMA STATE UNIVERSITY DIAGNOSTIC LAB			4	100%	4
LAKESIDE HOSPITAL BELLE GLADE			4	100%	4
HAMPTON ALF AT 24TH ROAD LLC			4	100%	4
NEMOURS CHILDREN'S CLINIC			4	100%	4
WALGREENS # 09788		4			4
MEADOWS AT CYPRESS GARDENS, THE		3	1	25%	4
BAYSTATE MEDICAL CENTER		2	2	50%	4
MONTEFIORE MEDICAL CENTER LABS MONTEFIORE		3	1	25%	4
THE OASIS ALF		4			4
MEDFIRST URGENT CARE			4	100%	4
LEESBURG REGIONAL MEDICAL CENTER URGENT CARE			4	100%	4
MEMORIAL HEALTH CARE SYSTEMS			4	100%	4
STEAMBOAT EMERGENCY CENTER			4	100%	4
NAVAL HOSPITAL CAMP PENDLETON			4	100%	4
WE CARE - CARNIVAL CRUISELINE		4			4
SKYLINE UROLOGY		4			4

# COVID-19: testing by laboratory

Data through Apr 28, 2021 verified as of Apr 29, 2021 at 09:25 AM

Data in this report are provisional and subject to change.

The numbers in the table below represent the number of Florida and non-Florida residents for whom test results were received by the Department of Health. A person can be tested by more than one laboratory and can have both positive and negative results. **Therefore, the sum of the numbers in each column will be larger than the total number of people tested.**

Reporting lab	Inconclusive	Negative	Positive	Percent positive	Total
STANFORD HEALTH CARE ANATOMIC PATHOLOGY & CLINICAL LAB			4	100%	4
MOBILE URGENT CARE			4	100%	4
CONSULATE HEATH CARE AT WEST ALTAMONTE			4	100%	4
BELLIN HEALTH LAB		1	3	75%	4
GUTHRIE MEDICAL GROUP - CORNING		3	1	25%	4
AIRPORT CLINIC			4	100%	4
CLINICAL ASSOCIATES OF ORLANDO LLC		4			4
Arbors at Marietta		4			4
TOTAL RENAL LAB		3	1	25%	4
BETTERMED URGENT CARE			4	100%	4
CROSSROADS URGENT CARE PLLC		4			4
INTRACOASTAL LABS INC		4			4
SUMMERFORD NURSING HOME, INC.		4			4
MINUTECLINIC, LLC #5707		4			4
MINUTE CLINIC DIAGNOSTIC OF VIRGINIA, LLC #6292		3	1	25%	4
CVS MA2297677CV BOSTON		4			4
MINUTECLINIC DIAGNOSTIC OF VIRGINIA, LLC #392		4			4
CVS MO5655POCT LIBERTY		1	3	75%	4
COMMUNITY HEALTH CENTER OF WEST PALM BEACH			4	100%	4
CVS PA10825POCT PLYMOUTH MEETING		4			4
CVS MA217POCT TEWKSBURY		3	1	25%	4
15 TO KNOW			4	100%	4
STONE CLINICAL LABORATORIES OF FL LLC		4			4
MOBIL LAB FOR ALL INC		4			4
MEDEXPRESS URGENT CARE - TULSA, S YALE AVE		4			4
NEXT BIO RESEARCH SERVICES, LLC		1	3	75%	4
FHPG TAMPA PRIMARY CARE			4	100%	4
DERMATOLOGY SPECIALISTS OF FL - DR. JON WARD			4	100%	4
CVS OH2342POCT WEST CHESTER		3	1	25%	4
JERSEY IRISH MEDICAL (DBA AFC URGENT C		3	1	25%	4
PORT ORANGE NURSING & REHAB			4	100%	4
HARBORCHASE OF VILLAGES CROSSING			4	100%	4
MEDICAL CENTER ENTERPRISE			4	100%	4
WILLIAM A HINTON STATE LABORATORY INSTITUTE		1	3	75%	4
EXTENDICARE HEALTH & REHAB CENTER		4			4
REFUGE A HEALING PLACE, THE			4	100%	4
Bethany Health and Rehab		4			4
LUVERNE HEALTH AND REHABILITATION		4			4
HCR ManorCare Greentree		4			4
CONSOLIDATED LABORATORY SERVICES			4	100%	4
SINAI PLAZA NURSING AND REHAB CENTER			4	100%	4
FLORIDA MEDICAL CLINIC -INTERNAL MED DADE CITY			4	100%	4
MINUTECLINIC DIAG OF IND, LLC #6908		4			4
Oak Creek Terrace		4			4
MID FLORIDA HEALTH INC			4	100%	4
Brookcrest Nursing Home		4			4
FLORIDA HOSPITAL ALTAMONTE		2	2	50%	4

# COVID-19: testing by laboratory

Data through Apr 28, 2021 verified as of Apr 29, 2021 at 09:25 AM

Data in this report are provisional and subject to change.

The numbers in the table below represent the number of Florida and non-Florida residents for whom test results were received by the Department of Health. A person can be tested by more than one laboratory and can have both positive and negative results. **Therefore, the sum of the numbers in each column will be larger than the total number of people tested.**

Reporting lab	Inconclusive	Negative	Positive	Percent positive	Total
H/L of WEst AShley Rhabilitation and Nursing Center		4			4
MARIANNA CBOC		4			4
FLORENCE - HUNTSVILLE HOSPITAL URGENT CARE		3	1	25%	4
UNION CITY MANOR NURSING CENTER		4			4
MEDEXPRESS URGENT CARE - WEST ST PAUL, ROBERT ST S		3	1	25%	4
DTR LABS		3	1	25%	4
PDL PHARMACY CORP			4	100%	4
SOUTHEASTERN REGIONAL MEDICAL CENTER			4	100%	4
LEON MEDICAL CENTERS, LLC			4	100%	4
FAMILY MEDICINE AT WATERMAN		4			4
MEDEXPRESS URGENT CARE-ARLINGTON		3	1	25%	4
URGENT CARE - OCONEE		2	2	50%	4
FASTMED URGENT CARE			4	100%	4
COOK HOSPITAL AND CARE CENTER		3	1	25%	4
MEDEXPRESS URGENT CARE - BECKLEY		2	2	50%	4
MEDEXPRESS URGENT CARE - MARKHAM STREE		3	1	25%	4
CVS OH4300POCT STRONGSVILLE		4			4
GUTHRIE CORNING HOSPITAL LABORATORY		4			4
COVANCE CLS			4	100%	4
Millennium Nursing & Rehab Center		4			4
CVS MI8091POCT FRASER		3	1	25%	4
CVS PA1193POCT JENKINTOWN		4			4
CARNEGIE HILL PEDIATRICS LLP		3	1	25%	4
Westminster Manor		3	1	25%	4
POINTE MEDICAL SERVICES INC		2	2	50%	4
CVS PA4000POCT INDIANA		4			4
MEDEXPRESS URGENT CARE, LANCASTER WEST		2	2	50%	4
CVS CA9497POCT IRVINE		4			4
MEDEXPRESS URGENT CARE- FORT WORTH N T		4			4
PIEDMONT FAYETTE HOSPITAL		2	2	50%	4
PREMIER PEDIATRICS LLC			4	100%	4
Eldorado Rehab & Healthcare		4			4
MINUTECLINIC LLC (2335)		3	1	25%	4
HAVEN CUSTEAD CARE CENTER		1	3	75%	4
FLORIDA HOSPITAL PHYSICIANS GROUP		1	3	75%	4
MEDEXPRESS URGENT CARE NORWIN		4			4
PINELLAS POINT NURSING AND REHAB			4	100%	4
MEMORIAL HEALTHCARE SYSTEM		1	3	75%	4
SunTerrace Health Care Center		3	1	25%	4
NEULIFE NEUROLOGICAL SERVICES LLC			4	100%	4
BARRANCO CLINIC PA, THE	1	3			4
MEDEXPRESS URGENT CARE-SELINGSGROVE		3	1	25%	4
MPG JACKSONVILLE ATLANTIC BLVD		1	3	75%	4
LAKE MARY PEDIATRICS			4	100%	4
CVS NE5714POCT OMAHA		3	1	25%	4
RML PHARMACY PC		4			4
INDUSTRY LAB DIAGNOSTIC PARTNERS			4	100%	4

# COVID-19: testing by laboratory

Data through Apr 28, 2021 verified as of Apr 29, 2021 at 09:25 AM

Data in this report are provisional and subject to change.

The numbers in the table below represent the number of Florida and non-Florida residents for whom test results were received by the Department of Health. A person can be tested by more than one laboratory and can have both positive and negative results. **Therefore, the sum of the numbers in each column will be larger than the total number of people tested.**

Reporting lab	Inconclusive	Negative	Positive	Percent positive	Total
DEPARTMENT OF HEALTH AND ENVIRONMENTAL CONTROL			4	100%	4
AHC of Mckenzie		4			4
Kroger 124 - The Little Clinic University		3	1	25%	4
MONTANA DEPARTMENT OF PUBLIC HEALTH & HUMAN SERVICES			4	100%	4
CVS OH4499POCT LYNDHURST		2	2	50%	4
MAILBOX DIAGNOSTICS		2	2	50%	4
CVS TX3292POCT WYLIE		4			4
EAST TENNESSEE CHILDREN'S HOSPITAL		3	1	25%	4
FAMILY MEDICAL CLINIC HOMESTEAD, LLC			4	100%	4
CVS MINUTE CLINIC DIAGNOSTIC MED GRP		4			4
REMEDY URGENT CLINIC		2	2	50%	4
CHILDREN'S MEDICAL GROUP		4			4
KINGSWAY MEDICAL CENTER INC		1	3	75%	4
State Lab Unspecifd			4	100%	4
PANCARE HEALTH YOUNGSTOWN			4	100%	4
WILLIAM S MIDDLETON MEMORIAL VET HOSP		4			4
DACH MAIN LAB			4	100%	4
L3HARRIS FAMILY MEDICAL CENTER			4	100%	4
UF HEALTH PATHOLOGY LABORATORIES			4	100%	4
PARKWAY DRUGS OF ONEIDA COUNTY NORTH I		3	1	25%	4
ManorCare Rehabilitation Center- Decatur		4			4
MEDEXPRESS URGENT CARE - LITTLE ROCK		3	1	25%	4
LAKE FOREST PARK OP CO LLC		4			4
ManorCare Health Services Camp Hill		4			4
PLAINVIEW PRIMARY CARE		4			4
ACHN CLINIC			4	100%	4
URGENT CARE OF THE SMOKIES			4	100%	4
LIFE CARE HOME HEALTH SERVICES LLC		1	3	75%	4
SOUTH MIAMI HOSPITAL		1	3	75%	4
EPI			4	100%	4
UNIVERSITY OF MIAMI STUDENT HEALTH SERVICE			4	100%	4
PRESBYTERIAN FAMILY HEALTHCARE-KASEMAN		4			4
JUPITER INTERNAL MEDICINE AND ASSOCIATES			4	100%	4
MOBILE HEALTH MEDICAL SERVICES PC		4			4
AIREVAC INTERNATIONAL		4			4
NORTH OKALOOSA CLINIC CORP		1	3	75%	4
TMH REHABILITATION CENTER		4			4
ORLANDO REGIONAL HEALTH SERVICES		2	2	50%	4
TARPON SPRINGS PEDIATRICS, LLC			4	100%	4
CAPITAL HEALTH LABORATORY INC			4	100%	4
ELIZABETH CITY HEALTH & REHABILITATION		4			4
VA SALT LAKE CITY HCS		4			4
SUMNER REGIONAL MEDICAL CENTER		3	1	25%	4
OLEAN GENERAL HOSPITAL		4			4
SOUTH FLORIDA RESEARCH ORGANIZATION			4	100%	4
CVS NH2257POCT MANCHESTER		4			4
DEPARTMENT OF HEALTH/ NEW YORK			4	100%	4

# COVID-19: testing by laboratory

Data through Apr 28, 2021 verified as of Apr 29, 2021 at 09:25 AM

Data in this report are provisional and subject to change.

The numbers in the table below represent the number of Florida and non-Florida residents for whom test results were received by the Department of Health. A person can be tested by more than one laboratory and can have both positive and negative results. **Therefore, the sum of the numbers in each column will be larger than the total number of people tested.**

Reporting lab	Inconclusive	Negative	Positive	Percent positive	Total
Kroger 186 - The Little Clinic Holiday Manor		3	1	25%	4
WOMACK ARMY MEDICAL CENTER			4	100%	4
MEDEXPRESS URGENT CARE - KOKOMO		4			4
SONIC REFERENCE LABORATORY			4	100%	4
ARCPPOINT LABS OF ALTAMONTE SPRINGS		2	2	50%	4
SOFTCELL L-FORM LABORATORIES, LLC		1	3	75%	4
DEVANSH LAB WERKS		1	3	75%	4
ACCENT PHYSICIAN SPECIALISTS PA		4			4
BETHPAGE MEDICAL PLLC		4			4
NHC HealthCare, Cookeville		4			4
MERCY HOSPITAL			4	100%	4
LIFEHOPE LABS			4	100%	4
GENUS DIAGNOSTICS			4	100%	4
CULLMAN REGIONAL MEDICAL CENTER		3	1	25%	4
CONCENTRA - ORLANDO SOUTH II		3	1	25%	4
VITAL CARE URGENT CARE			4	100%	4
CVS AZ5026POCT MESA		4			4
CARTERSVILLE MEDICAL CENTER		1	3	75%	4
SOUTHEAST GEORGIA HEALTH SERVICES, LLC		4			4
PILGRIM PHARMACY INC		4			4
Crowne Health Care of Montgomery		4			4
CORIZON HEALTH INC			4	100%	4
ANY LAB TEST FAST CORP		3	1	25%	4
CVS OH6149POCT UPPER ARLINGTON		2	2	50%	4
BRENTWOOD SENIOR LIVING AT ST PETE			4	100%	4
TANNER MEDICAL CENTER LABORATORY		3	1	25%	4
OHIO CVS STORES		3	1	25%	4
CULLMAN REGIONAL URGENT CARE		3	1	25%	4
CVS PA1657POCT YORK		3	1	25%	4
MEDEXPRESS URGENT CARE - WICHITA, S SENECA ST		2	2	50%	4
CVS TX1057POCT SAN ANTONIO		3	1	25%	4
ACCESS RECOVERY SOLUTIONS LLC			4	100%	4
MEDEXPRESS URGENT CARE CHICOPEE		3	1	25%	4
BETHESDA HOSPITAL WEST BLOOD GAS LAB			4	100%	4
UNIVERSITY OF MICHIGAN		2	2	50%	4
WOMEN'S CARE FLORIDA, LLC		4			4
CVS MO4850POCT SPRINGFIELD		4			4
AFTER HOURS PEDS			4	100%	4
WINDER NURSING INC DBA WINDER HEALTH CARE		4			4
SMOKY MOUNTAIN URGENT CARE AND FAMILY MEDICINE CENTER			4	100%	4
MINUTECLINIC DIAG OF IND, LLC #6472		4			4
MEDEXPRESS URGENT CARE - SOMERSET TOWNSHIP		4			4
CVS AZ33POCT TEMPE		4			4
LOUISIANA DEPT. OF HEALTH AND HOSPITALS-INFECTIOUS DISEASE EPI SECTION			4	100%	4
TRUE HEALTH- HOFFNER		3	1	25%	4
ASCENSION ST VINCENT'S MEDICAL CENTER		3	1	25%	4
DEPARTMENT OF HEALTH AND HUMAN SERVICES		2	2	50%	4

# COVID-19: testing by laboratory

Data through Apr 28, 2021 verified as of Apr 29, 2021 at 09:25 AM

Data in this report are provisional and subject to change.

The numbers in the table below represent the number of Florida and non-Florida residents for whom test results were received by the Department of Health. A person can be tested by more than one laboratory and can have both positive and negative results. **Therefore, the sum of the numbers in each column will be larger than the total number of people tested.**

Reporting lab	Inconclusive	Negative	Positive	Percent positive	Total
WALGREENS #04311		4			4
PHYSICIANS IMMEDIATE CARE AURORA			4	100%	4
Park Ridge Nursing Center		3	1	25%	4
1ST CHOICE URGENT CARE CENTER LLC		3	1	25%	4
MEDEXPRESS URGENT CARE - NORTH LITTLE		3	1	25%	4
MINUTECLINIC DIAGNOSTIC MED GRP OF ORA		3	1	25%	4
SOUTH BAY CORRECTIONAL FACILITY			4	100%	4
RAJ K PAI MD PA			4	100%	4
FCHC (OB)-DARWIN SQUARE CTR.			4	100%	4
ST PETE DIRECT PRIMARY CARE		2	2	50%	4
ALVARO J DANGOND MD PA		4			4
CRESTAR LABS		2	2	50%	4
MEDEXPRESS URGENT CARE - WESTFIELD, E MAIN ST		3	1	25%	4
ENGLE CENTER FOR HEALTH SERVICES		4			4
SIGNATURE CARE MONTROSE		2	2	50%	4
LB Broen Home		4			4
SOUTH FLORIDA PEDIATRIC PARTNERS			4	100%	4
University Plaza Rehabilitation and Nursing			4	100%	4
CVS CA8850POCT HUNTINGTON BEACH		3	1	25%	4
THE DOCTOR'S OFFICE OF WEST CALDWELL		4			4
MD NOW URGENT CARE - DELRAY WEST			4	100%	4
Crowne Health Care of Greenville		4			4
CVS MN6811POCT PLYMOUTH		4			4
CENTERPLACE HEALTH, INC			4	100%	4
COMMUNITY HEALTH CENTERS INC			4	100%	4
AFFINITY URGENT CARE			4	100%	4
FAMILY MEDICINE AT WINTER PARK			4	100%	4
BUCKINGHAM PLACE ALF		4			4
COVENIENT CARE MEDICAL CLINIC			4	100%	4
MEDEXPRESS URGENT CARE- ALLISON PARK		2	2	50%	4
PALM BEACH CANCER INSTITUTE			4	100%	4
MIAMI COMMUNITY HEALTH CENTER INC		1	3	75%	4
DR. G'S URGENT CARE			4	100%	4
RELIANT ACUTE CARE			4	100%	4
BLACK STALLION WALK IN AND EXERCISE CLINICS LLC		1	3	75%	4
MEDICINE SHOPPE #1306 THE		3	1	25%	4
MIDDLETON PEDIATRICS			4	100%	4
MEDEXPRESS URGENT CARE - SUMMERSVILLE, WEBSTER RD		4			4
Health Care Center of Jacksonville			4	100%	4
HACKENSACK MERIDIAN URGENT CARE, PC		4			4
WALGREENS #3811		1	3	75%	4
AURORA BAYCARE UROLOGY			4	100%	4
ARCPPOINT LABS OF FORT LAUDERDALE, FL CENTRAL		1	3	75%	4
Hunterdon Medical Center Laboratory		4			4
ELEVATION HEALTH LABORATORY		4			4
JFK INTERNAL MEDICINE FACULTY PRACTICE		2	2	50%	4
NOVANT HEALTH PRESBYTERIAN		2	2	50%	4

# COVID-19: testing by laboratory

Data through Apr 28, 2021 verified as of Apr 29, 2021 at 09:25 AM

Data in this report are provisional and subject to change.

The numbers in the table below represent the number of Florida and non-Florida residents for whom test results were received by the Department of Health. A person can be tested by more than one laboratory and can have both positive and negative results. **Therefore, the sum of the numbers in each column will be larger than the total number of people tested.**

Reporting lab	Inconclusive	Negative	Positive	Percent positive	Total
CVS SC4382POCT SPARTANBURG		4			4
SOUTHLAND SUITES OF LAKE LAND			4	100%	4
BAPTIST HEALTH MEDICAL CENTER			4	100%	4
MINUTECLINIC DIAGNOSTIC OF NORTH CARO		4			4
HEALTH EXPRESS URGENT CARE		2	2	50%	4
BOND & STEELE CLINIC PA D/B/A BOND CLINIC PA		4			4
MEDEXPRESS URGENT CARE - EWING		4			4
MINNESOTA DEPARTMENT OF HEALTH LABORATORY	1		3	75%	4
LATCHER LABORATORY OF A O FOX MEMORIAL		2	2	50%	4
FLORIDA HEALTHCARE PLAN			4	100%	4
FHCP – ORMOND BEACH			4	100%	4
PM PEDIATRICS OF SELDEN PLLC		4			4
IVY CREEK URGENT CARE OF ENTERPRISE			4	100%	4
RAS MEDICAL SOLUTIONS, LLC		3	1	25%	4
Kroger 895 - The Little Clinic Green Hills		4			4
MEDEXPRESS URGENT CARE - TEAYS VALLEY		3	1	25%	4
SOMA MEDICAL CENTER PA #3 PALOMINO			4	100%	4
JOHNNIE RUTH CLARKE LAB			4	100%	4
MD ANDERSON			4	100%	4
MEDNOW URGENT CARE		3	1	25%	4
MEDHELP 280		4			4
HEARTLAND - CHARLESTON OF HANAHAN SC,		4			4
Metro West Nursing and Rehab			4	100%	4
EXCEL URGENT CARE OF NJ, LLC		2	2	50%	4
ADVENTHEALTH MEDICAL GROUP COMMUNITY MEDICINE		3	1	25%	4
MICHIGAN HEALTH CLINIC LABORATORIES		3	1	25%	4
Lakeview Village		4			4
BELL-MINOR HOME		4			4
Willowbrooke Court at Country House		4			4
PM PEDIATRICS OF BAYSIDE, PLLC - MANHASSET		4			4
BRANDON REGIONAL EMERGENCY CTR			4	100%	4
COLONIAL MEDICAL CENTER-EAST ORLANDO			4	100%	4
MARK HOANG MD PA			4	100%	4
SHARP MEMORIAL HOSPITAL MICROBIOLOGY DEPT			4	100%	4
Calusa Harbour			4	100%	4
CVS TX5807POCT PEARLAND		4			4
UVA HEALTH SYSTEM MEDICAL LABORATORIES			4	100%	4
FLORIDA HEART AND VASCULAR			4	100%	4
COMMUNITY PHYSICIANS OF NORTH PORT PA			4	100%	4
CORTLAND REGIONAL MEDICAL CENTER		4			4
FLORIDA DEPARTMENT OF HEALTH (FDOH)		2	2	50%	4
IMA MEDICAL CENTER OF OVIEDO			4	100%	4
CAPTAIN JAMES A. LOVELL FEDERAL HEALTHCARE CENTER			4	100%	4
DEPARTMENT OF PATHOLOGY ROME MEMORIAL		3	1	25%	4
MEDEXPRESS URGENT CARE, FAIRMONT		4			4
CARE ONE PRIMARY CARE			4	100%	4
DEACONESS HOSPITAL			4	100%	4

# COVID-19: testing by laboratory

Data through Apr 28, 2021 verified as of Apr 29, 2021 at 09:25 AM

Data in this report are provisional and subject to change.

The numbers in the table below represent the number of Florida and non-Florida residents for whom test results were received by the Department of Health. A person can be tested by more than one laboratory and can have both positive and negative results. **Therefore, the sum of the numbers in each column will be larger than the total number of people tested.**

Reporting lab	Inconclusive	Negative	Positive	Percent positive	Total
MEDEXPRESS URGENT CARE - WEXFORD		4			4
CVS CA9492POCT YORBA LINDA		4			4
SIGNATURE CARE EMERGENCY CENTER		2	2	50%	4
ASCENDI HOME HEALTH AGENCY INC			4	100%	4
NOT GIVEN		1	3	75%	4
Heartland of Boynton Beach			4	100%	4
MEDEXPRESS URGENT CARE - FORT SMITH		4			4
MOUNT SINAI AVENTURA DIAGNOSTIC CENTER			4	100%	4
ELEVATION DIAGNOSTICS		4			4
ASPEN VALLEY HOSPITAL			4	100%	4
FLORIDA MEDICAL CENTER		1	3	75%	4
CVS OH6164POCT DELAWARE		4			4
GIEBEIG FAMILY MEDICINE PA			4	100%	4
FLORIDA HEALTH CARE PLANS STIRLING CENTER			4	100%	4
NHC HealthCare, Pulaski		4			4
Loretto Health and Rehabilitation Center		4			4
IMIC INC RESEARCH			4	100%	4
REGIONAL MEDICAL LAB			4	100%	4
Kroger 339 - The Little Clinic Highlands - Bardstown Road		4			4
Kennedy University Hospital -Wash Twp L		4			4
BIOTEST PLASMA CENTER		4			4
REHABILITATION CENTER OF WINTER PARK,THE			4	100%	4
Georgiana Health and Rehabilitation, LLC		4			4
The Oaks of Clearwater		4			4
CVS OK6225POCT EDMOND		4			4
PHOEBE SUMTER MEDICAL CENTER LABORATORY		3	1	25%	4
Orchid Cove at Naples			4	100%	4
INTERMARKET FACILITY			4	100%	4
BAPTIST HOSPITAL NURSING/PATIENT CARE			4	100%	4
CVS NJ2508POCT MANALAPAN		3			3
WALGREENS - STORE #9479		2	1	33%	3
BROOKDALE ALTAMONTE SPRINGS			3	100%	3
CAPTIAL REGIONAL MEDICAL CENTER			3	100%	3
WELLSTAR PAULDING HOSPITAL		3			3
ADVANCED URGENT CARE CENTER OF THE UPPER KEYS		1	2	67%	3
ADVENTHEALTH MEDICAL GROUP PEDIATRICS AT APOPKA		3			3
LIFEGUARD AMBULANCE SERVICE LLC - BAY COUNTY			3	100%	3
WOODMARK AT UPTOWN ASSISTED LIVING		3			3
KIDSVILLE PEDIATRICS IV PA		1	2	67%	3
TRISTAR WELLNESS, LLC		3			3
THOMAS LANGLEY			3	100%	3
MEDEXPRESS URGENT CARE, BELLE VERNON		3			3
Louis Stokes Cleveland VA - Midtown Dialysis Center		3			3
BEEBE MEDICAL CENTER LABORATORY		3			3
FELICIDAD MEDICAL CENTER INC			3	100%	3
FLORIDA MEDICAL ASSOCIATES		3			3
HEALTH FIRST MEDICAL GROUP			3	100%	3

# COVID-19: testing by laboratory

Data through Apr 28, 2021 verified as of Apr 29, 2021 at 09:25 AM

Data in this report are provisional and subject to change.

The numbers in the table below represent the number of Florida and non-Florida residents for whom test results were received by the Department of Health. A person can be tested by more than one laboratory and can have both positive and negative results. **Therefore, the sum of the numbers in each column will be larger than the total number of people tested.**

Reporting lab	Inconclusive	Negative	Positive	Percent positive	Total
SISD EMPLOYEE HEALTH CLINIC			3	100%	3
BOND & STEELE CLINIC, PA			3	100%	3
LPG PEDIATRICS AT LEHIGH ACRES		2	1	33%	3
Crowne Health Care of Mobile		3			3
ADVANCED PEDIATRICS			3	100%	3
PEDIATRICS IN NORTH FLORIDA PA			3	100%	3
WINDERMERE PEDIATRICS			3	100%	3
NEWCARE PRIMARY MEDICINE			3	100%	3
MEDSTAR URGENT CARE, LLC			3	100%	3
NEMOURS CHILDREN'S PRIMARY CARE, LONGWOOD			3	100%	3
GYN PATH SERVICES			3	100%	3
ADVENTHEALTH IMAGING LAKE NONA		1	2	67%	3
ATLANTIS OUTPATIENT CENTER		3			3
NC STATE LABORATORY OF PUBLIC HEALTH		3			3
EFFINGHAM HOSP, INC, DBA EFFINGHAM HEALTH		3			3
WALGREENS #11329		3			3
CVS NC3514POCT STANLEY		3			3
FLORIDA HOSPITAL LABORATORIES		3			3
ERIE COUNTY PUBLIC HEALTH CLINICAL		3			3
CAREHERE LLC			3	100%	3
NATIONAL JEWISH HEALTH			3	100%	3
MID-FLORIDA PATHOLOGY LLC - MOBILE UNIT # 3		1	2	67%	3
ADVANCE FAMILY PRACTICE LLC			3	100%	3
CABELL HUNTINGTON HOSPITAL CLINICAL LAB			3	100%	3
MARTIN MEDICAL CENTER INC		1	2	67%	3
BLACKWATER RIVER			3	100%	3
Kroger 522 - The Little Clinic Gahanna		2	1	33%	3
BRADENTON PHYSICIAN MEDICAL CENTER			3	100%	3
MC DIAGNOSTIC OF CONNECTICUT, PC #252		2	1	33%	3
CVS NV8784POCT LAS VEGAS		2	1	33%	3
Walgreens #5984		3			3
CVS NC4169POCT FAYETTEVILLE		3			3
DASCENA LAB			3	100%	3
SOUTHERN SURGICAL ARTS		3			3
VA OUTPATIENT CLINIC-NEW PORT RICHEY			3	100%	3
CVS TX7156POCT RICHARDSON		3			3
FLORIDA LABORATORY ANALYSIS, LLC			3	100%	3
CVS MO10151POCT SPRINGFIELD		2	1	33%	3
Kings County Hospital Center			3	100%	3
Overton Brooks VAMC		3			3
UNIVERSITY OF MARYLAND MEDICAL CENTER			3	100%	3
THE PATHOLOGY LABORATORY		1	2	67%	3
LIFE CARE CENTER OF SKAGIT VALLEY		3			3
CVS TX7675POCT RED OAK		1	2	67%	3
QUEST DIAGNOSTICS CLINICAL LABORATORIES INC		2	1	33%	3
FIRST CARE - MIDDLESBORO			3	100%	3
CARENOW-ATASCOCITA			3	100%	3

# COVID-19: testing by laboratory

Data through Apr 28, 2021 verified as of Apr 29, 2021 at 09:25 AM

Data in this report are provisional and subject to change.

The numbers in the table below represent the number of Florida and non-Florida residents for whom test results were received by the Department of Health. A person can be tested by more than one laboratory and can have both positive and negative results. **Therefore, the sum of the numbers in each column will be larger than the total number of people tested.**

Reporting lab	Inconclusive	Negative	Positive	Percent positive	Total
BASCOM PALMER EYE INSTITUTE			3	100%	3
SOLERA SPECIALTY PHARMACY LLC		2	1	33%	3
CVS PA7132POCT THORNDALE		3			3
APEX CLINICAL LABORATORIES INC		3			3
CHILDREN'S HEALTHCARE OF ATLANTA AT EG		3			3
FAST PACE URGENT CARE			3	100%	3
ISLAND NURSING HOME		2	1	33%	3
LUCID LABORATORY SERVICES		3			3
CVS PA7611POCT ALLISON PARK		3			3
BAPTIST HEALTH SURGERY CENTER AT NORTHPOINT			3	100%	3
EMERALD PARK OF HOLLYWOOD			3	100%	3
FLAGLER FAMILY MEDICINE PA			3	100%	3
WALGREENS #05477		3			3
CVS CT288POCT BRISTOL		2	1	33%	3
WEST COCOA PHARMACY			3	100%	3
ACCESS 365 URGENT CARE LLC		1	2	67%	3
CVS NV2989POCT NORTH LAS VEGAS		2	1	33%	3
SOUTH COUNTY MENTAL HEALTH CENTER INC			3	100%	3
DELRAY BEACH HEALTH DEPT LAB			3	100%	3
Kroger 635 - The Little Clinic Dacula		3			3
MEDICAL CENTER OF CENTRAL GEORGIA			3	100%	3
ASANTE THREE RIVERS MEDICAL CENTER LAB		3			3
LEGACY ER & URGENT CARE - FRISCO WEST			3	100%	3
NEMOURS CHILDREN'S URGENT CARE LAKE NONA			3	100%	3
QUEST DIAGNOSTICS INCORPORATED	1		2	67%	3
PRISMA HEALTH MIDLANDS			3	100%	3
CATSKILL REGIONAL MEDICAL CENTER		3			3
MUNSON MEDICAL CENTER			3	100%	3
CVS OH2381POCT LEWIS CENTER		3			3
GINKGO-IXLAYER		3			3
MEDEXPRESS URGENT CARE - TOTOWA		3			3
LEGACY LABORATORY SERVICES			3	100%	3
HEALTH SENTRY			3	100%	3
MINUTECLINIC DIAGNOSTIC OF PA LLC		3			3
MEDEXPRESS URGENT CARE-CHIPPEWA		2	1	33%	3
MEDEXPRESS URGENT CARE - TOPEKA, SW WANAMAKER RD		3			3
CROSSVILLE MEDICAL GROUP		1	2	67%	3
INTERNAL MEDICINE AND WOUND CARE SPECIALIST LLC		3			3
BROOKDALE LAKE MARY			3	100%	3
BOLING, STEPHANIE		3			3
EMORY CRAWFORD LONG HOSPITAL			3	100%	3
CVS PA371POCT PHILADELPHIA		3			3
CVS SC2497POCT LEXINGTON		3			3
CVS MA920POCT CLINTON		3			3
OPENTRONS PRL		2	1	33%	3
WEILL CORNELL MEDICAL ASSOCIATES - EAST SIDE		3			3
EAST CORE LAB			3	100%	3

# COVID-19: testing by laboratory

Data through Apr 28, 2021 verified as of Apr 29, 2021 at 09:25 AM

Data in this report are provisional and subject to change.

The numbers in the table below represent the number of Florida and non-Florida residents for whom test results were received by the Department of Health. A person can be tested by more than one laboratory and can have both positive and negative results. **Therefore, the sum of the numbers in each column will be larger than the total number of people tested.**

Reporting lab	Inconclusive	Negative	Positive	Percent positive	Total
SOUTHCARE PHARMACY INC		1	2	67%	3
BROOKDALE OAKBRIDGE		1	2	67%	3
CVS TX2876POCT PROSPER		3			3
SUPER HEALTH PHARMACY LLC		3			3
NORTH BROWARD HOSPITAL DISTRICT HEALTHCARE FOR THE HOMELESS			3	100%	3
CVS PA2687POCT EXTON		3			3
HEALTH EXPRESS		3			3
MEDICAL SERVICES OF AMERICA HOME HEALTH		3			3
NORTH SHORE HOSP. INFECTION CONTROL			3	100%	3
VA West Los Angeles Medical Center		3			3
CVS CA9103POCT ESCONDIDO		3			3
Huntington Health Care and Rehabilitation Center		3			3
PROMPT CARE OF CENTRAL FLORIDA LLC			3	100%	3
SUMMIT MEDICAL GROUP - WEST ORANGE		3			3
CVS MINUTE CLINIC		1	2	67%	3
MEDEXPRESS URGENT CARE - VINELAND S MA		3			3
JACKSONVILLE VA OPC			3	100%	3
MANORCARE NURSING & REHABILITATION CENTER-NAPLES		3			3
VIRTUA MEMORIAL HOSPITAL BURLINGTON COUNTY		1	2	67%	3
HELGEMO & LIOU PEDIATRICS			3	100%	3
F W HUSTON MEDICAL CENTER SENIOR LIVIN		3			3
HOPE HEALTH CARE, LLC		3			3
ACCESS HEALTH CARE		2	1	33%	3
LRHS Florida Poly Tech		3			3
PINELLAS CHD - CLEARWATER		2	1	33%	3
NASSAU COUNTY HEALTH DEPARTMENT		3			3
COMMUNITY HEALTH CENTERS OF PINELLAS, INC		1	2	67%	3
MEDFUSION		2	1	33%	3
CVS PHARMACY INC DBA CVS/PHARMACY #10908		3			3
Kroger 753 - The Little Clinic Goss Avenue		3			3
BAPTIST OUTPATIENT SERVICES			3	100%	3
CVS TX19POCT SPRING		3			3
GEISINGER COMMUNITY MEDICAL CENTER			3	100%	3
AFC URGENT CARE/FARRAGUT			3	100%	3
CVS OH4359POCT HUDSON		3			3
Cleveland Clinic Weston			3	100%	3
EVERGREEN WOODS HEALTH & REHAB CENTER		2	1	33%	3
CALLE OCHO DIALYSIS			3	100%	3
BROOKDALE SENIOR LIVING			3	100%	3
MINUTECLINIC DIAGNOSTIC OF OHIO #6192		3			3
CVS MA915POCT BEVERLY		1	2	67%	3
CVS RI326POCT NORTH SMITHFIELD		3			3
24TH WEAPONS OF MASS DESTRUCTION - CIVIL SUPPORT		3			3
MEDEXPRESS URGENT CARE-BLOOMFIELD AVEN		2	1	33%	3
OMNI HEALTHCARE INC		1	2	67%	3
AVALON MEDICAL GROUP		1	2	67%	3
LITTLE SPURS PEDIATRIC URGENT CARE		1	2	67%	3

# COVID-19: testing by laboratory

Data through Apr 28, 2021 verified as of Apr 29, 2021 at 09:25 AM

Data in this report are provisional and subject to change.

The numbers in the table below represent the number of Florida and non-Florida residents for whom test results were received by the Department of Health. A person can be tested by more than one laboratory and can have both positive and negative results. **Therefore, the sum of the numbers in each column will be larger than the total number of people tested.**

Reporting lab	Inconclusive	Negative	Positive	Percent positive	Total
MEMORIAL HEALTH UNIVERSITY MEDICAL CENTER			3	100%	3
RIVERSIDE METHODIST HOSPITAL LAB			3	100%	3
Bainbridge Health and Rehab		3			3
CVS IL3163POCT OAK PARK		3			3
NASSAU COUNTY HEALTH DEPARTMENT-FERNANDINA BEACH C		3			3
MEDEXPRESS URGENT CARE - ROCKAWAY		3			3
LEGACY ER AND URGENT CARE			3	100%	3
ESCO DRUG CO INC		3			3
HARRINGTON PARK HEALTH AND REHAB		3			3
CVS MA1179POCT HUDSON		2	1	33%	3
Concordia Village of Tampa			3	100%	3
320 S TRANSIT ST		3			3
BARONESS ERLANGER HOSPITAL		3			3
YORK HOSPITAL - LABORATORY			3	100%	3
PARRISH MEDICAL CENTER-WAIVED TESTING		3			3
ALOHA HOME CARE LLC DBA ACCENTCARE HOME HEALTH OF		3			3
CERTIVIA LABORATORIES			3	100%	3
LIVINGSTON COUNTY DEPT OF HEALTH REPRO			3	100%	3
MEDEXPRESS URGENT CARE, HERMITAGE		1	2	67%	3
HELIX BIOMEDICS LLC			3	100%	3
AVANTE INVERNESS		1	2	67%	3
ONSLow MEMORIAL HOSPITAL LABORATORY		3			3
SHANDS AT LAKE SHORE LAB		1	2	67%	3
GREENTREE MEDICAL CENTER			3	100%	3
ADVANCED MEDICAL RESEARCH CENTER LLC			3	100%	3
SOUTHEAST GEORGIA HEALTH SYSTEM BRUNS		3			3
Kroger 388 - The Little Clinic Braelinn Village		3			3
CRISP REGIONAL HOSPITAL		3			3
Westside Terrace		3			3
ADVENTHEALTH WATERMAN COMMUNITY CLINIC			3	100%	3
SOMA MEDICAL CENTER P.A. #4			3	100%	3
COOPER UNIVERSITY HOSPITAL LABORATORY		2	1	33%	3
ADVENT HEALTH MEDICAL GROUP FAMILY MEDICINE			3	100%	3
SEMINOLE FAMILY HEALTH CENTER		3			3
TIFTON CARECONNECT URGENT CARE			3	100%	3
CENTRAL FL INTERNAL MEDICINE ASSOCIATES LLC		3			3
ORMOND BEACH URGENT CARE			3	100%	3
BAPTIST PRIMARY CARE FERNANDINA BEACH			3	100%	3
HEPATOLOGY DIAGNOSTIC LAB			3	100%	3
AFC URGENT CARE CLEVELAND			3	100%	3
MEDEXPRESS URGENT CARE - RICHMOND, W BROAD ST		3			3
HIALEAH SHORES NURSING AND		2	1	33%	3
NORTHERN LIGHT LABORATORY		1	2	67%	3
FLORIDA GASTROENTEROLOGY ASSOCIATES PA		3			3
LEXINGTON MEDICAL CENTER		1	2	67%	3
Michael J Crescenzi VA Outpatient Dialysis Center		3			3
YATES COUNTY PUBLIC HEALTH		3			3

# COVID-19: testing by laboratory

Data through Apr 28, 2021 verified as of Apr 29, 2021 at 09:25 AM

Data in this report are provisional and subject to change.

The numbers in the table below represent the number of Florida and non-Florida residents for whom test results were received by the Department of Health. A person can be tested by more than one laboratory and can have both positive and negative results. **Therefore, the sum of the numbers in each column will be larger than the total number of people tested.**

Reporting lab	Inconclusive	Negative	Positive	Percent positive	Total
ROANE MEDICAL CENTER		2	1	33%	3
MEDEXPRESS URGENT CARE - LAWRENCE		3			3
C19 LABS			3	100%	3
WELLSTAR DOUGLAS HOSPITAL LABORATORY		3			3
SCRIPPS CLINIC MEDICAL			3	100%	3
WAL-MART STORES EAST LP		2	1	33%	3
MINUTECLINIC, LLC #05891		2	1	33%	3
CHEROKEE COUNTY HEALTH AND REHAB CENTER		3			3
BROADWAY HEALTH FLORIDA MEDICAL CLINIC URGENT CARE			3	100%	3
ADVENTHEALTH MEDICAL GROUP ADULT AND SENIOR HEALTH			3	100%	3
WELLMED AT SOUTH STUART		2	1	33%	3
CVS MA1945POCT HANOVER		3			3
MINUTECLINIC DIAGNOSTIC PA #3344		3			3
PLANT CITY FAMILY CARE		3			3
GREATER MOBILE URGENT CARE – SPRINGHILL			3	100%	3
EASTMAN HEALTHCARE & REHAB		3			3
CVS IL2788POCT BUFFALO GROVE		3			3
CVS IN6605POCT INDIANAPOLIS		2	1	33%	3
COVENANT PEDIATRICS		1	2	67%	3
ST. PETERSBURG PEDIATRICS- 38TH AVENUE			3	100%	3
PATHOLOGY REFERENCE LAB LLC			3	100%	3
IP BOISE 1		2	1	33%	3
ALABAMA DEPT PUBLIC HEALTH			3	100%	3
VIRGINIA DEPARTMENT OF HEALTH DIVISION OF			3	100%	3
WINDSOR AT OCALA		2	1	33%	3
Kroger 758 - The Little Clinic Providence		3			3
NEMOURS CHILDRENS PRIMARY CARE MAITLAND			3	100%	3
NEXTCARE WYOMING LLC			3	100%	3
LEESBURG COMMUNITY HEALTH CENTERS			3	100%	3
HOMELAND CENTER		3			3
SPRING LAKE REHABILITATION CENTER			3	100%	3
HOCHBERG LOWER SCHOOL		3			3
HAMILTON COUNTY HEALTH DEPARTMENT		3			3
LAHEY CLINIC MEDICAL CENTER			3	100%	3
MARYLAND STATE DEPT OF HEALTH	2		1	33%	3
SURETOX LABORATORY LLC		2	1	33%	3
SIGNATURE CARE PFLUGERVILLE			3	100%	3
NORTHWEST FLORIDA CLINICAL LAB		1	2	67%	3
DOCTOR 4 U CLINIC		1	2	67%	3
CUMBERLAND MEDICAL CENTER INC		3			3
St. Josephs Hospital		1	2	67%	3
LINCOLN MEDICAL CENTER		3			3
2412 LEBANON PIKE		2	1	33%	3
MEDEXPRESS URGENT CARE - HADLEY		3			3
NOVA SOUTHEASTERN UNIVERSITY		2	1	33%	3
THE CENTER FOR DISCOVERY		3			3
BAYSHORE MEDICAL CENTER LABORATORY		3			3

# COVID-19: testing by laboratory

Data through Apr 28, 2021 verified as of Apr 29, 2021 at 09:25 AM

Data in this report are provisional and subject to change.

The numbers in the table below represent the number of Florida and non-Florida residents for whom test results were received by the Department of Health. A person can be tested by more than one laboratory and can have both positive and negative results. **Therefore, the sum of the numbers in each column will be larger than the total number of people tested.**

Reporting lab	Inconclusive	Negative	Positive	Percent positive	Total
JOHN KNOX MANOR INC II		2	1	33%	3
CANOPY AT HARPER LAKE, THE			3	100%	3
ANN STORCK CENTER INC		3			3
COL CROSSROAD		1	2	67%	3
MINUTECLINIC DIAGNOSTIC, PA		3			3
FAMILY FIRST PEDIATRICS			3	100%	3
WOMENS CARE FLORIDA LLC-LABORATORY		3			3
ROYAL PALM RETIREMENT CENTRE		3			3
NORTHCREST MEDICAL CENTER		1	2	67%	3
SOFTLAB			3	100%	3
DOCTORS HOSPITAL RENAISSANCE			3	100%	3
NEWSTAR MEDICAL LABORATORIES		3			3
SSM HEALTH ST LOUIS MICROBIOLOGY LABORATORY		1	2	67%	3
PREMIER FAMILY AND SPORTS MEDICINE		2	1	33%	3
UNITY HEALTH AND REHABILITATION CENTER			3	100%	3
CVS KS676POCT LAWRENCE		2	1	33%	3
Glenview Terrace Nursing Center		3			3
SOUTHERN CORRECTIONAL MEDICINE LLC		3			3
STARLING AT SAN JOSE			3	100%	3
CVS CA9803POCT RIVERSIDE		3			3
Domiciliary Rehab & Residential Treatment Program		3			3
CVS MA1006POCT BROCKTON		3			3
MEDEXPRESS URGENT CARE GREENSBURG		2	1	33%	3
CVS NM7242POCT ALBUQUERQUE		3			3
Hackensack Univ Medical Center At Pasc		2	1	33%	3
FRESENIUS KIDNEY CARE			3	100%	3
Kroger 768 - The Little Clinic Leestown Rd		2	1	33%	3
CVS MA654POCT ACTON		3			3
USCG ABBOTT BINAXNOW		2	1	33%	3
BAPTIST PRIMARY CARE, INC.		2	1	33%	3
Manor Care-Kingston Court of York PA, LLC		3			3
CVS MN663POCT APPLE VALLEY		2	1	33%	3
MEDIC INFUSION PA		3			3
Kroger 387 - The Little Clinic Hubbards Lane		3			3
CVS AZ7075POCT CHANDLER		3			3
FLORIDA ADDICTION AND RECOVERY CENTER INC		3			3
EASTSIDE MEDICAL CENTER		3			3
NORTH CAROLINA DEPT OF HEALTH & HUMAN SRVCS STATE LAB OF PUBLIC HEALTH			3	100%	3
Gracemore Nursing and Rehab		3			3
RICHMOND CITY DEPARTMENT OF PUBLIC HEALTH			3	100%	3
CONCENTRA - PLANTATION		3			3
MEDEXPRESS URGENT CARE-CLOQUET		3			3
PALM BEACH DIGESTIVE ASSOCIATES			3	100%	3
HEALGEN SCIENTIFIC			3	100%	3
WALGREENS NO 19542		3			3
CROWNE HEALTH CARE OF FORT PAYNE		2	1	33%	3
UHEALTH CORAL SPRINGS			3	100%	3

# COVID-19: testing by laboratory

Data through Apr 28, 2021 verified as of Apr 29, 2021 at 09:25 AM

Data in this report are provisional and subject to change.

The numbers in the table below represent the number of Florida and non-Florida residents for whom test results were received by the Department of Health. A person can be tested by more than one laboratory and can have both positive and negative results. **Therefore, the sum of the numbers in each column will be larger than the total number of people tested.**

Reporting lab	Inconclusive	Negative	Positive	Percent positive	Total
SCHIFF CENTER FOR LIVER DISEASES		1	2	67%	3
INTERCOASTAL FAMILY PRATICE		1	2	67%	3
PREMIER CLINICAL RESEARCH INSTITUTE INC			3	100%	3
SOUTH LAKE FAMILY HEALTH CENTER			3	100%	3
MINUTECLINIC DIAGNOSTIC OF NEW MEXICO LLC #7552		3			3
MEDEXPRESS URGENT CARE-VINLAND SOUTH		2	1	33%	3
CVS NH1004POCT SALEM		2	1	33%	3
LAURELLWOOD NURSING CENTER		1	2	67%	3
PRECIDENT FLORIDA		3			3
ESTERO FIRE RESCUE		3			3
TAMPA		1	2	67%	3
Kroger 093 - The Little Clinic Stapleton		2	1	33%	3
DOUGLASVILLE NURSING AND REHABILITATIO		3			3
Medilodge of Montrose		3			3
SENTARA NORFOLK GENERAL HOSPITAL CENTRAL LAB			3	100%	3
CENTRAL DUPAGE HOSPITAL			3	100%	3
AUGUSTA UNIVERISTY MEDICAL CENTER			3	100%	3
WEST TN HEALTH MED NORTH		3			3
ORLANDO AIRPORT DIALYSIS		3			3
Schoolcraft Medical Care Facility		3			3
MEDEXPRESS URGENT CARE - WHEELING		2	1	33%	3
HOUSTON MEDICAL CENTER			3	100%	3
THE DOCTORS OFFICE OF BRICK, LLC		3			3
MEDEXPRESS URGENT CARE - CEDAR KNOLLS		3			3
MEMORIAL HERMANN CONSOLIDATED LABORATORY SERVICES			3	100%	3
PROPATH			3	100%	3
ALLIANCE LABS @LRMC			3	100%	3
CENTURY LINK SPORTS COMPLEX			3	100%	3
PENINSULA REGIONAL MED CTR LAB			3	100%	3
OPP HEALTH AND REHABILITATION		3			3
SCIENTIFIC LABORATORY DIVISION			3	100%	3
AFFORDABLE PRIMARY CARE LLC		3			3
Mitchell Hollingsworth Nursing and Rehab		3			3
PEDIATRICS BY THE SEA JOG RD OFFICE			3	100%	3
ADVICE FOR OPTIMAL WELLNESS, INC			3	100%	3
RAPID CITY RUGENT CARE			3	100%	3
ALLEGHENY GENERAL HOSPITAL			3	100%	3
COASTAL SKIN SURGERY AND DERMATOLOGY PL		3			3
BOONES CREEK URGENT CARE		1	2	67%	3
PUBLIC HEALTH TRUST OF MIAMI DADE COUNTY			3	100%	3
GENDERXPRESS/PICTURE ME PERFECT IMAGING			3	100%	3
MEDICAL CENTER OF THE ROCKIES			3	100%	3
Kroger 448 - The Little Clinic Mason		3			3
PIEDMONT MOUNTAINSIDE HOSPITAL LAB - E		3			3
WYOMING DEPT OF HEALTH			3	100%	3
Village on the Green			3	100%	3
FLORIDA MENTOR-POINT WEST CLUSTER		3			3

# COVID-19: testing by laboratory

Data through Apr 28, 2021 verified as of Apr 29, 2021 at 09:25 AM

Data in this report are provisional and subject to change.

The numbers in the table below represent the number of Florida and non-Florida residents for whom test results were received by the Department of Health. A person can be tested by more than one laboratory and can have both positive and negative results. **Therefore, the sum of the numbers in each column will be larger than the total number of people tested.**

Reporting lab	Inconclusive	Negative	Positive	Percent positive	Total
NEMOURS CHILDRENS PRIMARY CARE HORIZON WEST			3	100%	3
BICKERTON, DAWN		3			3
GROVES CENTER			3	100%	3
CGH MEDICAL CENTER			3	100%	3
COMMUNICABLE DISEASE CONTROL/PUBLIC HEALTH EMERGENCY PREPAREDNESS			3	100%	3
COMMUNITY MEDICAL CENTER			3	100%	3
Magnolia Health and Rehab Center			3	100%	3
FULGENT GENETICS HOUSTON		3			3
ST LUKES HOSPITAL			3	100%	3
INSPIRED LIVING AT SARASOTA			3	100%	3
MURFREESBORO MEDICAL CLINIC		3			3
BOSTON MEDICAL CENTER			3	100%	3
CORTLAND COUNTY HEALTH DEPARTMENT		3			3
OCEAN MEDICAL CENTER		2	1	33%	3
PINELLAS PARK HEALTH CENTER - PINELLAS CHD		1	2	67%	3
Kingston Care Center of Sylvania		3			3
SUN TERRACE HEALTH CARE CENTER			3	100%	3
CCRX OF NORTH CAROLINA, LLC		2	1	33%	3
TIEHH BIOTERRORISM RESPONSE LAB			3	100%	3
SANIBEL MEDICAL CLINIC		1	2	67%	3
UNIVERSITY HEALTH SERVICES RIVER CAMPUS		2	1	33%	3
Home Health Care Clinic		2	1	33%	3
EXPEDIAN URGENT CARE			3	100%	3
BNC Medical Investors, LLC Berrien Nursing & Rehabilitation Center		3			3
MINUTECLINIC DIAGNOSTIC OF TEXAS, LLC #7435		2	1	33%	3
CVS MA137POCT QUINCY		3			3
MINUTECLINIC #1773		3			3
KISSIMMEE URGENT CARE		3			3
LOCH HAVEN PEDIATRICS			3	100%	3
NORTHEAST FLORIDA INTERNAL MEDICINE PA		3			3
BETHESDA HOSPITAL EAST BLOOD GAS LAB			3	100%	3
EXPRESSCARE URGENT CARE CENTER			3	100%	3
TAYLOR MANOR		1	2	67%	3
MEMORIAL HERMANN			3	100%	3
Kroger 571 - The Little Clinic Hendersonville		1	2	67%	3
MEDEXPRESS URGENT CARE-WILKINS TOWNSHIP, WILLIAM PENN HIGHWAY		3			3
MID FLORIDA CLINICAL LABORATORY		2	1	33%	3
PIEDMONT ROCKDALE HOSPITAL		2	1	33%	3
THE OASIS BEACHSIDE		3			3
LEE CONVENIENT CARE AT SUMMERLIN			3	100%	3
MINUTECLINIC, LLC #05814		3			3
Fort Gaines Health and Rehab		3			3
RENE F CEDENO DMD PA		3			3
CARESPOT-WELLINGTON			3	100%	3
Englewood Health and Rehab			3	100%	3
ALLIED PHYSICIANS GROUP PLLC		3			3
CVS IL2798POCT CHICAGO		1	2	67%	3

# COVID-19: testing by laboratory

Data through Apr 28, 2021 verified as of Apr 29, 2021 at 09:25 AM

Data in this report are provisional and subject to change.

The numbers in the table below represent the number of Florida and non-Florida residents for whom test results were received by the Department of Health. A person can be tested by more than one laboratory and can have both positive and negative results. **Therefore, the sum of the numbers in each column will be larger than the total number of people tested.**

Reporting lab	Inconclusive	Negative	Positive	Percent positive	Total
Rosedale Green		3			3
UHEALTH JACKSON URGENT CARE - CUTLER BAY		1	2	67%	3
SUNDALE NURSING HOME		3			3
CVS IN6608POCT NEW PALESTINE		1	2	67%	3
CLINICAL CARE ASSOCIATES, INC			3	100%	3
HARBORCHASE OF GAINESVILLE			3	100%	3
MAYO		1	2	67%	3
MYKIDZMD PEDIATRICS PLLC		3			3
IOWA DEPARTMENT OF PUBLIC HEALTH			3	100%	3
ORCHID COVE DAYTONA			3	100%	3
GONZALEZ MD AND ASWAD MD HEALTH SERVICES			3	100%	3
SPARROW CENTRAL LAB			3	100%	3
CORNERSTONE MEDICAL CARE OF BRANDON		2	1	33%	3
TAMPA INTERNATIONAL AIRPORT			3	100%	3
MINUTECLINIC DIAGNOSTIC MEDICAL		3			3
CLARA MAASS TRANSITIONAL CARE UNIT		3			3
MCGUFFEY HEALTH CARE CENTER INC		3			3
MARRA'S PHARMACY		3			3
CELEBRATION PRIMARY CARE ASSOCIATES LLC		3			3
Greystone Health Care Center		3			3
PARKLAND HEALTH & HOSPITAL			3	100%	3
CANOPY PEDIATRICS		3			3
MEDEXPRESS URGENT CARE-SALINA, S 9TH ST		3			3
OHIO DEPARTMENT OF HEALTH LABORATORY		2	1	33%	3
MINUTECLINIC DIAG OF IND, LLC #5369		2	1	33%	3
HILLVIEW LABORATORY			3	100%	3
CVS TN7144POCT BARTLETT		3			3
UK HEALTHCARE			3	100%	3
MEDEXPRESS URGENT CARE - RUNNEMEDE		1	2	67%	3
CLEARWATER		2	1	33%	3
HARBOUR'S EDGE		2	1	33%	3
EVENING PEDIATRICS INC		1	2	67%	3
NHC DICKSON		3			3
CVS SC5471POCT LEXINGTON		2	1	33%	3
ASPIRUS WAUSAU HOSPITAL			3	100%	3
CVS OH6167POCT ASHLAND		3			3
MERCY HEALTH			3	100%	3
INSPIRA MEDICAL CENTER VINELAND LAB		2	1	33%	3
LEE MEMORIAL HOSPITAL BLOOD GAS LAB			3	100%	3
CVS NC2749POCT CONCORD		3			3
NORTHWELL HEALTH			3	100%	3
HUMC		1	2	67%	3
HALIFAX HEALTH CARE FOR WOMEN		3			3
SERENADES BY SONATA		1	2	67%	3
VELOCITY CARE			3	100%	3
ADRIANA M CASTRO MD PA		3			3
CVS HEALTH, #5962		3			3

# COVID-19: testing by laboratory

Data through Apr 28, 2021 verified as of Apr 29, 2021 at 09:25 AM

Data in this report are provisional and subject to change.

The numbers in the table below represent the number of Florida and non-Florida residents for whom test results were received by the Department of Health. A person can be tested by more than one laboratory and can have both positive and negative results. **Therefore, the sum of the numbers in each column will be larger than the total number of people tested.**

Reporting lab	Inconclusive	Negative	Positive	Percent positive	Total
OPTUM PRIMARY CARE - SILVER LAKES			3	100%	3
EAST NAPLES PEDIATRICS			3	100%	3
Kroger 627 - The Little Clinic Castleberry		2	1	33%	3
EXETER HOSPITAL		3			3
MEDEXPRESS URGENT CARE - JEANNETTE		3			3
Medilodge of Monroe		3			3
WHOLE CHILD PEDIATRICS			3	100%	3
CVS AZ1720POCT QUEEN CREEK		3			3
MED FUSION			3	100%	3
MISSISSIPPI CARE CENTER OF DEKALB LLC		3			3
SAN JUAN REGIONAL MEDICAL CENTER		3			3
PANCARE HEALTH - FRANKLIN CO			3	100%	3
MEDEXPRESS-HOUSTON EAST FWY		1	2	67%	3
LAB PLUS, LLC AT ASCENSION SAINT THOMA		3			3
HELIX LW UC		1	2	67%	3
PROHEALTH PRIMARY CARE - GLEN OAKS		3			3
JOJAN PHARMA INC		3			3
Wilkes-Barre VAMC		3			3
CLINICA HISPANIA			3	100%	3
ADVENTHEALTH SEBRING- INFECTION CONTROL DEPARTMENT			3	100%	3
DEBORAH HEART AND LUNG CENTER		3			3
SOUTHEASTERN IMMEDIATE CARE- MILLEDGEVILLE GA			3	100%	3
MANATEE URGENT CARE LLC			3	100%	3
HEALTH AND WELLNESS URGENT CARE LLC			3	100%	3
NEBRASKA DEPARTMENT OF HEALTH AND HUMAN SERVICES			3	100%	3
URGENT DOC - URGENT CARE CLINIC			3	100%	3
The Good Shepherd		3			3
NORTH DAKOTA DEPT OF HEALTH MICROBIOLOGY		1	2	67%	3
CVS NE8615POCT LINCOLN		2	1	33%	3
CVS CA9485POCT MISSION VIEJO		3			3
BROOME COUNTY HEALTH DEPARTMENT		2	1	33%	3
CARE ATC ARLINGTON CENTRAL PARK		3			3
MEDEXPRESS URGENT CARE, HANOVER		2	1	33%	3
TERRACE OF ST CLOUD, THE		2	1	33%	3
CVS M08555POCT KANSAS CITY		3			3
MT CARMEL PHARMACY INC		3			3
TMH PHYSICIAN PARTNERS BLOUNTSTOWN			3	100%	3
CVS NC7548POCT FUQUAY VARINA		2	1	33%	3
QUALITY LABORATORY SERVICE		2	1	33%	3
CVS IL8753POCT CHICAGO		3			3
TEMPUS_LABS			3	100%	3
CVS NJ1927POCT GREEN BROOK		3			3
PHYSICIANS CARE INC		1	2	67%	3
LIFEGUARD AMBULANCE SERVICE LLC, TEXAS			3	100%	3
US SPECIALTY LABS			3	100%	3
CTRS			3	100%	3
HOLY CITY MED URGENT CARE			3	100%	3

# COVID-19: testing by laboratory

Data through Apr 28, 2021 verified as of Apr 29, 2021 at 09:25 AM

Data in this report are provisional and subject to change.

The numbers in the table below represent the number of Florida and non-Florida residents for whom test results were received by the Department of Health. A person can be tested by more than one laboratory and can have both positive and negative results. **Therefore, the sum of the numbers in each column will be larger than the total number of people tested.**

Reporting lab	Inconclusive	Negative	Positive	Percent positive	Total
CARECENTER PHARMACY, LLC		3			3
FOUR WINDS BEHAVIORAL HEALTH		3			3
CVS MO5727POCT PLATTE CITY		3			3
PHYSICIANS MEDICAL CENTER		3			3
ONE MEDICAL GROUP		1	2	67%	3
GULF COAST IMMEDIATE CARE CENTER		1	2	67%	3
MEDEXPRESS - WILMINGTON KIRKWOOD HIGHWAY		2	1	33%	3
GARCIA MORALES NELSON			3	100%	3
NORTHSIDE HOSPITAL D/B/A ARTHRITIS		3			3
GRASSY SPRAIN PHARMACY INC		3			3
HOUSTON METHODIST HOSPITAL			3	100%	3
CVS TX7151POCT HUMBLE		2	1	33%	3
JS HEALTHCARE		2	1	33%	3
CVS IL2297144CV CHICAGO		3			3
MARYWOOD NURSING CARE CENTER		3			3
MEDRITE MEDICAL CARE PC		3			3
MIDWAY SPECIALTY CARE RX LLC		1	2	67%	3
IPSUM DIAGNOSTICS LLC		3			3
FAMILY CARE SPECIALISTS OF ORLANDO			3	100%	3
Maryfield Inc. dba Pennybyrn		3			3
CVS AZ7263POCT PHOENIX		3			3
FREDERICK MEMORIAL HOSPITAL			3	100%	3
ACL LABORATORIES INDUSTRIAL TOXICOLOGY			3	100%	3
NEW YORK STATE DEPARTMENT OF HEALTH		1	2	67%	3
RCA LABORATORY SERVICES LLC			3	100%	3
EASTERN NEW MEXICO MEDICAL CENTER		3			3
SINAI POST ACUTE NURSING AND REHAB CE		3			3
MINUTECLINIC DIAGNOSTIC OF WISCONSIN,		3			3
NASON HOSPITAL			3	100%	3
CVS AZ7841POCT TUCSON		3			3
OLYMPUS HEALTH AND PERFORMANCE			3	100%	3
MEDICAL CITY DALLAS HOSPITAL			3	100%	3
FAMILY TREE MEDICAL GROUP PA		2	1	33%	3
INTERNAL MEDICINE & PEDIATRICS WELLNESS CENTER			3	100%	3
Kroger 592 - The Little Clinic Alexander Plaza		2	1	33%	3
RIGHT AT HOME			3	100%	3
CVS NE8616POCT LINCOLN		1	2	67%	3
ACCESS LABORATORIES LLC			3	100%	3
VIRGINIA DIVISION OF CONSOLIDATED LABORATORIES			3	100%	3
MEDEXPRESS URGENT CARE - HACKETTSTOWN		2	1	33%	3
Broadview Multi-Care Center		3			3
THE MEDICAL CENTER			3	100%	3
STRINGFELLOW MEMORIAL HOSPITAL		3			3
NORTH NAPLES HOSPITAL RESPIRATORY THERAPY DEPARTMENT			3	100%	3
PENSACOLA MEDICAL CLINIC LLC			3	100%	3
UC CORAL GABLES		1	2	67%	3
LabCorp of America			3	100%	3

# COVID-19: testing by laboratory

Data through Apr 28, 2021 verified as of Apr 29, 2021 at 09:25 AM

Data in this report are provisional and subject to change.

The numbers in the table below represent the number of Florida and non-Florida residents for whom test results were received by the Department of Health. A person can be tested by more than one laboratory and can have both positive and negative results. **Therefore, the sum of the numbers in each column will be larger than the total number of people tested.**

Reporting lab	Inconclusive	Negative	Positive	Percent positive	Total
PRIMARY CARE CENTER OF LAKE CITY, THE			3	100%	3
CAMPAZZI CONCIERGE MEDICAL SERVICES		2	1	33%	3
EDITH NOURSE ROGERS MEMORIAL VAMC		3			3
AUSTIN PUBLIC HEALTH			3	100%	3
CVS GA5637POCT VILLA RICA		3			3
WALGREENS #07502		3			3
PREMIER MOBILE HEALTH SERVICES, LLC		1	2	67%	3
NEW GEN LABS			3	100%	3
SKIPPACK MEDICAL LAB			3	100%	3
Good Samaritan Society - Fairfield Glade		3			3
UNIVERSITY URGENT CARE			3	100%	3
NEBRASKA MEDICAL CENTER			3	100%	3
SAVANNAH COVE		3			3
CORMEUM LAB SERVICES, LLC			3	100%	3
TARRANT COUNTY PUBLIC HEALTH		3			3
TUFTS MEDICAL CENTER			3	100%	3
AZALEALAND NURSING HOME		3			3
OCALA REGIONAL KIDNEY CENTER-WEST			3	100%	3
VICAR'S LANDING NURSING HOME		2	1	33%	3
OHIO HEALTH DOCTORS HOSPITAL			3	100%	3
MARLBORO URGENT CARE		3			3
PEDIATRICS AND ADOLESCENT MEDICINE		2	1	33%	3
Granville Center	1	2			3
AKRON GENERAL MEDICAL CENTER MAIN		3			3
HARBORCHASE OF STUART			3	100%	3
Lebanon VAMC		2	1	33%	3
Grandview Health Care Center		3			3
CORNERSTONE DRUG AND GIFT INC		3			3
TRUE HEALTH - LAKE UNDERHILL		3			3
CVS CA9858POCT SANTA CLARITA		3			3
LOYOLA UNIVERSITY MEDICAL CENTER LABORATORY			3	100%	3
UNIVERSITY OF KANSAS MEDICAL CENTER			3	100%	3
Florida Baptist Retirement Center		1	2	67%	3
ST. LUKE'S HOSPITAL - BETHLEHEM CAMPUS		1	2	67%	3
WELLSTAR URGENT CARE SHALLOWFORD		1	2	67%	3
MONTANA PUBLIC HEALTH LAB			3	100%	3
EMERALD TRACE		3			3
MEDEXPRESS URGENT CARE - ANDERSON		3			3
JFK MEDICAL CENTER LABORATORY DEPT		2			2
Fox Subacute at Warrington		2			2
PUBLIX PHARMACY #1092		2			2
ADVENTHEALTH IMAGING PARTIN SETTLEMENT			2	100%	2
CIGNA GATEWAY			2	100%	2
WAKULLA URGENT CARE & DIAGNOSTIC			2	100%	2
TRINITAS REGIONAL MEDICAL CENTER		1	1	50%	2
BIOHEALTH MEDICAL LAB INC			2	100%	2
ManorCare Rehab Center of Marietta		2			2

# COVID-19: testing by laboratory

Data through Apr 28, 2021 verified as of Apr 29, 2021 at 09:25 AM

Data in this report are provisional and subject to change.

The numbers in the table below represent the number of Florida and non-Florida residents for whom test results were received by the Department of Health. A person can be tested by more than one laboratory and can have both positive and negative results. **Therefore, the sum of the numbers in each column will be larger than the total number of people tested.**

Reporting lab	Inconclusive	Negative	Positive	Percent positive	Total
INTEGRITY CLINICAL RESEARCH CENTER INC		1	1	50%	2
Beth Sholom Home of Eastern Virginia		1	1	50%	2
ORCHARD LABORATORIES			2	100%	2
MANISTEE COUNTY MEDICAL CARE FACILITY		2			2
BMC/JACSONVILLE		1	1	50%	2
FHPG SURGICAL ASSOCIATES OF EAST PASCO			2	100%	2
INTERNAL MEDICINE SPECIALISTS MEDICAL GROUP, PA		2			2
SENECA HEALTH CARE CENTER		2			2
ALVERNO CLINICAL LABORATORIES			2	100%	2
BOND COMMUNITY HEALTH CENTER			2	100%	2
CVS IN6559POCT AVON		2			2
FLORIDA SCHOOL FOR THE DEAF & BLIND			2	100%	2
MATHER HOSPITAL			2	100%	2
INN AT LAPOSADA,THE			2	100%	2
Stillwater Healthcare		2			2
STUDENT HEALTH SERVICES			2	100%	2
Durham VAMC		2			2
PIEDMONT WALTON HOSPITAL		2			2
Kroger 020 - The Little Clinic Wheat Ridge		2			2
MEMORIAL SLOAN KETTERING CANCER CENTER		1	1	50%	2
AHC Humboldt		2			2
STUART SURGERY CENTER, LLC			2	100%	2
SOUTHERN SPRINGS HEALTH CARE		2			2
EDGEWATER RETIREMENT MANOR			2	100%	2
FALCON HEALTH CENTER			2	100%	2
WILSON MEMORIAL HOSPITAL			2	100%	2
BERNHARDT LABORATORIES INC			2	100%	2
CENTRAL ARKANSAS VETERANS HEALTHCARE SYSTEM - VETERANS AFFAIRS			2	100%	2
METHODIST MANSFIELD MEDICAL CENTER			2	100%	2
CITY OF NEW YORK DEPARTMENT OF HEALTH			2	100%	2
LIFETIME FAMILY URGENT CARE			2	100%	2
MEDICAL CENTER LABORATORY			2	100%	2
BETHESDA HOSPITAL			2	100%	2
ST VINCENT'S AMBULATORY CARE INC			2	100%	2
LAREDO EMERGENCY ROOM			2	100%	2
COLONIAL VILLA GOOD SAMARITAN CENTER		2			2
PM PEDIATRICS OF SELDEN, PLLC		2			2
CLARKSVILLE HEALTH SYSTEM			2	100%	2
LAKE SUCCESS EXTENDED CARE		2			2
CVS AZ9277POCT TUCSON		2			2
Kroger 687 - The Little Clinic Sugar Hill		1	1	50%	2
HERNANDO CHILDREN'S			2	100%	2
FLORIDA MEDICAL CLINIC RADIOLOGY DALE MABRY		2			2
BAYCARE OUTREACH LAB			2	100%	2
PM PEDIATRICS OF BAYSIDE, PLLC - RIVE		2			2
ALL PEDIATRIC CARE PA			2	100%	2
MEMORIAL HEALTH SYSTEM		1	1	50%	2

# COVID-19: testing by laboratory

Data through Apr 28, 2021 verified as of Apr 29, 2021 at 09:25 AM

Data in this report are provisional and subject to change.

The numbers in the table below represent the number of Florida and non-Florida residents for whom test results were received by the Department of Health. A person can be tested by more than one laboratory and can have both positive and negative results. **Therefore, the sum of the numbers in each column will be larger than the total number of people tested.**

Reporting lab	Inconclusive	Negative	Positive	Percent positive	Total
CVS PHARMACY INC DBA CVS/PHARMACY # 10600		2			2
SAFE PMC		2			2
MEDEXPRESS URGENT CARE - O'FALLON		2			2
CARE ATC SUN HYDRAULICS TALLAVAST			2	100%	2
TRIDENT ANTI AGING LLC			2	100%	2
WHITESANDS OUTPATIENT TREATMENT		2			2
ENCOMPASS HEALTH HOME HEALTH		1	1	50%	2
CVS MA2600POCT WEYMOUTH		1	1	50%	2
OAKMONT EAST- GREENVILLE SC, LLC		2			2
ADVANCED MEDICAL OF FLORIDA			2	100%	2
PEDIATRIC HEALTH CARE		1	1	50%	2
POINT OF CARE PRIVATE HEALTH MANAGEMENT			2	100%	2
SANTA ROSA COUNTY HEALTH DEPARTMENT			2	100%	2
HEALTH PARTNERS REGIONAL HOSPITAL			2	100%	2
CHAPPEL GROUP RESEARCH, THE		2			2
VA CBOC			2	100%	2
Absolut Care at Three Rivers		2			2
PEACEHEALTH CENTRAL		2			2
BAPTIST HOSPITAL INTERNAL MEDICINE GULF BREEZE			2	100%	2
MEMORIAL HOSPITAL OF SOUTH BEND			2	100%	2
Warren Center for Rehabilitation and Nursing		2			2
MEDEXPRESS URGENT CARE - LODI		2			2
BLANCHARD VALLEY HOSPITAL LABORATORY			2	100%	2
UHEALTH CARDIOLOGY			2	100%	2
RM PHARMACY SERVICES INC		1	1	50%	2
WARE EXPRESS CARE			2	100%	2
ADVANTA ANALYTICAL LABORATORIES			2	100%	2
Macon Valley Nursing and Rehabilitation Center		2			2
Pinnacle Assisted Living			2	100%	2
ASCENSION ST MICHAEL'S HOSPITAL LAB		1	1	50%	2
SUMMERFIELD RETIREMENT LIVING, INC			2	100%	2
Harbor House		2			2
SHELL POINT HOME HEALTH			2	100%	2
FLORIDA MEDICAL CLINIC, LLC			2	100%	2
MINUTECLINIC DIAG OF IND, LLC #4368		2			2
RAPID MD			2	100%	2
ILLINOIS DEPT OF PUBLIC HEALTH LABS			2	100%	2
KIVA AT MOUNT DORA			2	100%	2
Essex Center for Rehabilitation and Healthcare		2			2
HOPE HEALTH & WELLNESS		2			2
HUMILITY OF MARY HEALTH PARTNERS			2	100%	2
VAULT HEALTH			2	100%	2
CVS IN6611POCT INDIANAPOLIS		1	1	50%	2
WALKONCLINIC			2	100%	2
HENRY FORD WEST BLOOMFIELD HOSPITAL			2	100%	2
MED-LAKE LABORATORY, LLC			2	100%	2
SYNEOS HEALTH			2	100%	2

# COVID-19: testing by laboratory

Data through Apr 28, 2021 verified as of Apr 29, 2021 at 09:25 AM

Data in this report are provisional and subject to change.

The numbers in the table below represent the number of Florida and non-Florida residents for whom test results were received by the Department of Health. A person can be tested by more than one laboratory and can have both positive and negative results. **Therefore, the sum of the numbers in each column will be larger than the total number of people tested.**

Reporting lab	Inconclusive	Negative	Positive	Percent positive	Total
VILLAGES HEALTH SYSTEM, LLC, THE			2	100%	2
POMERENE HOSPITAL			2	100%	2
PANCARE HEALTH - SNEADS ELEMENTARY			2	100%	2
PATIENT FIRST			2	100%	2
NEW YORK UNIVERSITY MEDICAL CENTER			2	100%	2
ACL LABORATORIES - ROSEMONT			2	100%	2
OELWEIN HEALTH CARE CENTER		2			2
JORDAN VALLEY MEDICAL CENTER			2	100%	2
TRUE HEALTH INC			2	100%	2
KJ MEDICAL PRACTICE PC		2			2
UNIVERSITY OF VERMONT MEDICAL CENTER			2	100%	2
RMC BROOKHOLLOW MED AESTHETICS INC		2			2
PTC LABORATORIES			2	100%	2
Kroger 412 - The Little Clinic Oxford		2			2
CARESPOT URGENT CARE		1	1	50%	2
CHESTERFIELD HEALTHCARE GROUP, INC		2			2
MARTINSBURG VAMC		2			2
PHYSICIANS LABORATORY SERVICES			2	100%	2
CVS MO5724POCT KANSAS CITY		2			2
CAROLINAS HEALTHCARE SYSTEM LAB			2	100%	2
MEDEXPRESS URGENT CARE - LINCOLN VILLA		2			2
NORTHSIDE FAMILY MEDICINE AND URGENT CARE (HOLLY SPRINGS)		2			2
BEREA URGENT CARE			2	100%	2
MAYO CLINIC GROUP PRACTICE LABORATORY			2	100%	2
ST. MARY'S MEDICAL CENTER EVANSVILLE, INC			2	100%	2
CVS NE2741POCT LA VISTA		2			2
FLORIDA MEDICAL CLINIC IM LUTz			2	100%	2
ST JOSEPH'S HOSPITAL INC			2	100%	2
EXCELTOX LABORATORIES LLC		2			2
SPRINGS MEDICAL LAB		1	1	50%	2
Cooperstown Center for Nursing and Rehabilitation		2			2
OUR LADY OF THE LAKE REGIONAL MEDICAL CENTER			2	100%	2
JEFFERSON WASHINGTON TOWNSHIP HOSPITAL		2			2
Cottage of the Shoals		2			2
MORRISTOWN MEMORIAL HOSPITAL		2			2
MINUTE CLINIC DIAGNOSTIC OF KANSAS PA		2			2
JMC TALLAHASSEE, LLC			2	100%	2
EXPRESS CARE OF LEESBURG			2	100%	2
DEKALB MEDICAL CENTER LABORATORY			2	100%	2
ADVANCED MEDICAL CARE			2	100%	2
COLONIAL HEALTH CARE		1	1	50%	2
SPRING HILL REGIONAL HOSPITAL			2	100%	2
WEAKLEY COUNTY REHAB AND NURSING CENTER		2			2
CVS MO8581POCT BLUE SPRINGS		1	1	50%	2
CRAWFORD COUNTY CARE CENTER		2			2
CVS PA2296POCT MACUNGIE		2			2
Oakmont of Katy Nursing and Rehabilitation		2			2

# COVID-19: testing by laboratory

Data through Apr 28, 2021 verified as of Apr 29, 2021 at 09:25 AM

Data in this report are provisional and subject to change.

The numbers in the table below represent the number of Florida and non-Florida residents for whom test results were received by the Department of Health. A person can be tested by more than one laboratory and can have both positive and negative results. **Therefore, the sum of the numbers in each column will be larger than the total number of people tested.**

Reporting lab	Inconclusive	Negative	Positive	Percent positive	Total
CVS OH6185POCT PICKERINGTON		2			2
Eugene J. Towbin Healthcare Center		2			2
Waycross Health and Rehabilitation		2			2
MASSENA HOSPITAL LABORATORY		2			2
Colonial Manor Nursing and Rehabilitation Center		2			2
CONCENTRA - PLANT CITY		2			2
UT AUSTIN UNIVERSITY HEALTH SERVICES			2	100%	2
LEXINGTON PLACE			2	100%	2
First Care Living Center/Essentia Health			2	100%	2
Kroger 853 - The Little Clinic East Broad Street		2			2
DOCTORS CARE OF PALM COAST			2	100%	2
CVS NV5942POCT LAS VEGAS		2			2
SWEDISH COVENANT HOSPITAL			2	100%	2
BAPTIST HOSPITAL OF MIAMI MCI BROWARD LABORATORY			2	100%	2
MEDEXPRESS URGENT CARE-MT PLEASANT		1	1	50%	2
RUST MEDICAL CENTER		2			2
MEDEXPRESS URGENT CARE - MYLAN			2	100%	2
NORTH SHORE HEMATOLOGY-ONCOLOGY ASSOCIATES		2			2
CVS MINUTE CLINIC #5836		2			2
UMASS MEMORIAL MEDICAL CENTER, INC		1	1	50%	2
CORTLAND PARK REHABILITATION AND NURSING CENTER		1	1	50%	2
MEDEXPRESS URGENT CARE - SOUTH CHARLESTON		2			2
ALLSTATE HEALTH SERVICES, INC		2			2
BOCA RATON REGIONAL HOSPITAL INC			2	100%	2
CARE 365			2	100%	2
New Jersey Aim At Smg		2			2
UNIVERSITY OF BALTIMORE WASHINGTON MEDICAL CENTER			2	100%	2
SYLVAN NURSING			2	100%	2
DELRAY BEACH HEALTH CENTER			2	100%	2
MELBOURNE URGENT CARE			2	100%	2
Good Samaritan Society-Blackduck		1	1	50%	2
FIRST CHOICE MEDICAL PC			2	100%	2
Harbert Hills Academy Nursing Home		2			2
MAINE CENTER FOR DISEASE CONTROL AND PREVENTION			2	100%	2
MOBILE PHLEBOTOMY SERVICES			2	100%	2
MEMORIAL HOSPITAL OF TAMPA			2	100%	2
AdventHealth Care Center Orlando North			2	100%	2
The Friendly Home		2			2
MEDEXPRESS URGENT CARE - CONWAY		2			2
FLORIDA MENTOR FAULKNER GROUP HOME			2	100%	2
BIRMINGHAM INTERNAL MEDICINE ASSOCIATE		1	1	50%	2
CARTERSVILLE URGENT CARE		1	1	50%	2
VALUE DRUGS BRONXVILLE INC		2			2
MEDEXPRESS URGENT CARE - OMAHA N 72 ST		2			2
PINARD HOME HEALTH SERVICES INC			2	100%	2
SANFORD REGIONAL HOSPITAL WORTHINGTON		2			2
Fairhaven Retirement Community		2			2

# COVID-19: testing by laboratory

Data through Apr 28, 2021 verified as of Apr 29, 2021 at 09:25 AM

Data in this report are provisional and subject to change.

The numbers in the table below represent the number of Florida and non-Florida residents for whom test results were received by the Department of Health. A person can be tested by more than one laboratory and can have both positive and negative results. **Therefore, the sum of the numbers in each column will be larger than the total number of people tested.**

Reporting lab	Inconclusive	Negative	Positive	Percent positive	Total
ONTARIO COUNTY PUBLIC HEALTH		2			2
UF KANAPAHA LAB BEAKER		2			2
Kroger 519 - The Little Clinic Georgesville Square		2			2
HIGHLAND PARK LAKEWOOD PRESTON HOLLOW			2	100%	2
Kroger 672 - The Little Clinic Bill Kennedy & Glenwood		2			2
INSPIRIT SENIOR LIVING			2	100%	2
MEMORIAL HERMANN HOSPITAL			2	100%	2
HEAD 2 TOE PEDIATRICS, PLLC		1	1	50%	2
ABRAKIDABRA PEDIATRIC CLINIC LLC			2	100%	2
FLORIDA COMMUNITY HEALTH CENTERS, INC.			2	100%	2
ABSOLUTE QUICK CARE		1	1	50%	2
CARBON HEALTH			2	100%	2
Kroger 596 - The Little Clinic Brentwood		2			2
Walgreens #10207		2			2
Beecher Manor Nursing and Rehabilitation Center		2			2
Walgreens #19019		2			2
CARE NOW DENTON			2	100%	2
MEDEXPRESS URGENT CARE - BROOKHAVEN		2			2
The Grand Rehabilitation & Nursing Utica		2			2
CVS TX4794POCT ARLINGTON		2			2
KEY WEST HMA PHYSICIAN MANAGEMENT, LLC			2	100%	2
FLORIDA SOUTHERN COLLEGE		1	1	50%	2
BROOKDALE PALM BEACH GARDENS			2	100%	2
LAKEVIEW HEALTH CARE SYSTEM LLC			2	100%	2
DESERT HOSPITAL/CPHU CLINICAL LABORATORY			2	100%	2
VETERANS AFFAIRS MEDICAL CENTER - GREATER LOS ANGELES			2	100%	2
SARASOTA MEMORIAL MEDICAL URGENT CARE CENTER			2	100%	2
CLEMENT J ZABLOCKI VAMC		2			2
U OF MIAMI MILLER SCHOOL OF MEDICINE			2	100%	2
AMERICAN FAMILY CARE URGENT CARE		1	1	50%	2
BAPTIST HOSPITAL LABORATORY			2	100%	2
SUNSHINE PHARMACY		2			2
MEDEXPRESS URGENT CARE - SPRINGFIELD, COOLEY ST		2			2
CLINICAL REFERENCE LABORATORY, INC		2			2
OHSU LABORATORY SERVICES		2			2
Kroger 549 - The Little Clinic Clinton Highway		2			2
Kroger 130 - The Little Clinic Colorado Springs		2			2
GILA REGIONAL MEDICAL CENTER		2			2
Cypress Cove Center		2			2
Timber Ridge Health Care Center			2	100%	2
JASPER MEMORIAL HOSPITAL		1	1	50%	2
HCR MANOR CARE SERVICES OF FLORIDA III INC		2			2
TLC MEDICAL			2	100%	2
CVS MA1877POCT NORTON		2			2
Kroger 777 - The Little Clinic Shelbyville		1	1	50%	2
Walgreens #12427		1	1	50%	2
MONICE DR.			2	100%	2

# COVID-19: testing by laboratory

Data through Apr 28, 2021 verified as of Apr 29, 2021 at 09:25 AM

Data in this report are provisional and subject to change.

The numbers in the table below represent the number of Florida and non-Florida residents for whom test results were received by the Department of Health. A person can be tested by more than one laboratory and can have both positive and negative results. **Therefore, the sum of the numbers in each column will be larger than the total number of people tested.**

Reporting lab	Inconclusive	Negative	Positive	Percent positive	Total
UPS			2	100%	2
ASCENSION ST VINCENT'S RIVERSIDE			2	100%	2
CROSSROADS			2	100%	2
ASHLEY PEDIATRICS			2	100%	2
ST ANTHONY'S PINELLAS CARE CLINIC			2	100%	2
GOLISANO PEDIATRICS PORT CHARLOTTE HARBOR		2			2
CVS OH5457POCT POWELL		2			2
NEMOURS CHILDRENS PRIMARY CARE			2	100%	2
SHELBYVILLE HOSPITAL COMPANY		2			2
Covington Care Nursing and Rehabilitation		2			2
SOUTHSIDE FAMILY MEDICAL		2			2
AZALEA HEALTH AND REHABILITATION		2			2
TENNESSEE VALLEY HCS			2	100%	2
TWIN LAKES REHAB & HEALTHCARE		2			2
FALMOUTH HOSPITAL		1	1	50%	2
MD NOW URGENT CARE MEDICAL CENTERS INC			2	100%	2
Kroger 426 - The Little Clinic Suwanee		2			2
UNIVERSITY OF MN MEDICAL CENTER EAST CAMPUS			2	100%	2
FEDERAL CORRECTIONAL INSTITUTION MARIANNA			2	100%	2
HEALTH GROUP CENTER INC			2	100%	2
MEDLOGIC, LLC		2			2
ST. JOSEPH REGIONAL MEDICAL CENTER			2	100%	2
METHODIST SPECIALTY CARE CENTER		2			2
Northpoint Lexington Healthcare		1	1	50%	2
CHILDREN'S MEDICAL CENTER-EAST ORLANDO			2	100%	2
AL MANI HEALTH INSTUTUTE		2			2
Q ALL CARE MEDICAL PC		2			2
GERM BUSTERS 911 LLC			2	100%	2
MEDSTAR HARBOR HOSPITAL			2	100%	2
LOWELL GENERAL HOSPITAL			2	100%	2
FIRST PREVENTION AND DIALYSIS CENTER LLC			2	100%	2
MEDAILLE COLLEGE WELLNESS CENTER		2			2
Kroger 647 - The Little Clinic Newnan Crossings		1	1	50%	2
Sevierville Health and Rehabilitation		2			2
BAYLOR COLLEGE OF MEDICINE			2	100%	2
Delaware Court Healthcare Center		2			2
PREVENTIVE HEALTH PARTNERS I L S C		2			2
Alden Terrace of McHenry			2	100%	2
JOHN D. ARCHBOLD MEM. HOSPITAL			2	100%	2
THE EDGEWATER AND WATERMAN VILLAGE			2	100%	2
Kroger 127 - The Little Clinic Lakewood-Alameda		2			2
BAPTIST HOSPITAL PRIMARY CARE GULF BREEZE			2	100%	2
A G RHODES HOME AT WESLEY WOODS		2			2
PRIMARY CARE SERVICES AT EDGEWATER		2			2
FLORIDA PRIMARY CARE CENTER PA		2			2
ADVENTHEALTH EAST ORLANDO EMPLOYEE CLINIC		2			2
INTEAM HEALTH, INC.			2	100%	2

# COVID-19: testing by laboratory

Data through Apr 28, 2021 verified as of Apr 29, 2021 at 09:25 AM

Data in this report are provisional and subject to change.

The numbers in the table below represent the number of Florida and non-Florida residents for whom test results were received by the Department of Health. A person can be tested by more than one laboratory and can have both positive and negative results. **Therefore, the sum of the numbers in each column will be larger than the total number of people tested.**

Reporting lab	Inconclusive	Negative	Positive	Percent positive	Total
WELLNESS MEDICAL CLINIC			2	100%	2
CVS MA41POCT TAUNTON		2			2
CARINGPLUS HOMECARE LLC		1	1	50%	2
RENFREW CENTERS INC		2			2
WESTMINSTER SUNCOAST			2	100%	2
STAGES OF LIFE MEDICAL INSTITUTE			2	100%	2
CVS OH3980POCT KENT		2			2
INTEGRATED REGIONAL LABS			2	100%	2
ACKERMAN CANCER CENTER		2			2
PLASMA MED RESEARCH DBA		2			2
HOME ACCESS HEALTH			2	100%	2
CVS AZ5892POCT LAVEEN		2			2
EASTERN NIAGARA HOSPITAL		2			2
GULF COAST REGIONAL MEDICAL CARE		2			2
MEDEXPRESS URGENT CARE - DERBY N ROCK		2			2
HARTFORD HEALTH CARE & REHABILITATION			2	100%	2
NORTHSIDE FAMILY MEDICINE AND URGENT CARE (EAST COBB)		2			2
FRASER MEMORIAL HOSPITAL		1	1	50%	2
IM&P WELLNES CENTER			2	100%	2
BRENTWOOD AT FORE RANCH			2	100%	2
MEDEXPRESS URGENT CARE PENNSVILLE		2			2
MADISON HOSPITAL LABORATORY			2	100%	2
87TH MEDICAL GROUP – MCGUIRE AMBULATORY CARE FACILITY		2			2
LABTOX LABORATORIES			2	100%	2
UNIVERSITY COMMUNITY HEALTH SERVICES		1	1	50%	2
Avanti Wellness and Rehab			2	100%	2
STOP URGENT CARE			2	100%	2
THE RIM URGENT CARE			2	100%	2
TALLAHASSEE MEMORIAL HEALTHCARE FAMILY MED RESIDENCY			2	100%	2
GET WELL EXPRESS URGENT CARE & WALK-IN CLINIC			2	100%	2
LILY PHARMACY		2			2
CONEMAUGH MEMORIAL MEDICAL CENTER		2			2
ALBUQUERQUE - AMG SPECIALTY HOSPITAL		2			2
FAMILY URGENT CARE		2			2
Mary Anna Nursing Home		2			2
HCA HOUSTON ER 24/7			2	100%	2
MANSFIELD MEDICAL LODGE			2	100%	2
AMERICAN MEDICAL LABORATORIES			2	100%	2
DIAGNOSTIC CLINIC MEDICAL GROUP INC		2			2
CQUENTIA NGS, LLC			2	100%	2
DALLAS BAPTIST UNIVERSITY - HEALTH SERVICES			2	100%	2
EASTSIDE SPORTS COMPLEX			2	100%	2
UMHC HOLLYWOOD LABORATORY			2	100%	2
GREEN RIVER MEDICAL CENTER			2	100%	2
ENVOY OF FORK UNION, LLC DBA ENVOY AT THE VILLAGE		2			2
Kroger 739 - The Little Clinic La Grange Road		2			2
CEDARS-SINAI MEDICAL CENTER			2	100%	2

# COVID-19: testing by laboratory

Data through Apr 28, 2021 verified as of Apr 29, 2021 at 09:25 AM

Data in this report are provisional and subject to change.

The numbers in the table below represent the number of Florida and non-Florida residents for whom test results were received by the Department of Health. A person can be tested by more than one laboratory and can have both positive and negative results. **Therefore, the sum of the numbers in each column will be larger than the total number of people tested.**

Reporting lab	Inconclusive	Negative	Positive	Percent positive	Total
Kroger 619 - The Little Clinic Hendersonville Indian Lake		2			2
Kroger 667 - The Little Clinic Litchfield Park		2			2
THE HOSPITAL OF PROVIDENCE EMERGENCY ROOM			2	100%	2
INSPIRE HEALTHCARE CENTER			2	100%	2
PT&J REHAB LLC		1	1	50%	2
CARELINE PHARMACY AND HEALTHCARE SERVICES		1	1	50%	2
FLORIDA DEPARTMENT OF HEALTH IN LEE COUNTY		1	1	50%	2
BAYCARE LABORATORIES			2	100%	2
Greystone Nursing and Rehab, LLC			2	100%	2
REGIONS HOSPITAL LABORATORY			2	100%	2
ARCADIA DIALYSIS CENTER			2	100%	2
MEDEXPRESS URGENT CARE - RUSSELLVILLE, W MAIN ST		2			2
SPRINGFIELD HOSPITAL LABORATORY			2	100%	2
MIDDLEBURG PEDIATRICS			2	100%	2
Lynwood		2			2
John L. McClellan Memorial Veterans Hospital		2			2
CHOTA COMMUNITY HEALTH SERVICES		1	1	50%	2
PUTNAM COUNTY PUBLIC HEALTH UNIT		2			2
MERCY CONVENIENT CARE			2	100%	2
CVS IN6555POCT BROWNSBURG		2			2
NORTHEAST FLORIDA HEALTH SERVICES, INC DBA FAMILY HEALTH SOURCE			2	100%	2
DURAND SENIOR CARE & REHAB CENTER		2			2
DUBOIS CONTINUUM OF CARE COMMUNITY INC		2			2
CPL INC/BSSC PATHOLOGY		2			2
LONG, SARAH		1	1	50%	2
MEASE COUNTRYSIDE HOSPITAL CARDIAC REH			2	100%	2
SUNBRIDGE CARE & REHAB FOR DECATUR		2			2
FLAGLER PROFESSIONAL HEALTH CAE SERVICES INC		2			2
NEMOURS CHILDREN'S PRIMARY CARE OF VERO BEACH			2	100%	2
Tuscola County Medical Care Community		2			2
SUMMIT URGENT CARE PS			2	100%	2
SHORE MEDICAL CENTER		2			2
PALM BEACH DIABETES & ENDOCRINE SPECIALISTS PA			2	100%	2
CVS CT692POCT NORTH HAVEN		2			2
PORTAGE MEDICAL CENTER			2	100%	2
FKC AMELIA ISLAND DIALYSIS			2	100%	2
WyndRidge Health & Rehabilitation		2			2
ST. ELIZABETH HEALTHCARE			2	100%	2
NATIONWIDE LABORATORY SERVICES		1	1	50%	2
PLAINS REGIONAL MEDICAL CENTER		2			2
DUKE HEALTH REGIONAL HOSPITAL			2	100%	2
MARCO ISLAND HOSPITAL INC D/B/A		1	1	50%	2
URGENT CARE AND SURGERY CENTER			2	100%	2
CROSSROADS URGENT CARE DBA URGENT TEA		2			2
AVERA MEDICAL GROUP			2	100%	2
ST. VINCENT HOSPITAL			2	100%	2
Crest Manor Living and Rehabilitation		2			2

# COVID-19: testing by laboratory

Data through Apr 28, 2021 verified as of Apr 29, 2021 at 09:25 AM

Data in this report are provisional and subject to change.

The numbers in the table below represent the number of Florida and non-Florida residents for whom test results were received by the Department of Health. A person can be tested by more than one laboratory and can have both positive and negative results. **Therefore, the sum of the numbers in each column will be larger than the total number of people tested.**

Reporting lab	Inconclusive	Negative	Positive	Percent positive	Total
NSUH AT SYOSSET		2			2
NEW YORK PSYCHIATRIC INSTITUTE		2			2
ST CLOUD PHARMACY AND WELLNESS CENTER		2			2
Robert Cranfield			2	100%	2
Kroger 550 - The Little Clinic Bellevue		2			2
HAMILTON CHD		2			2
Northport VAMC		2			2
ADVENTHEALTH CENTRA CARE POINCIANA			2	100%	2
CONWAY MEDICAL CENTER			2	100%	2
MIRAMAR KIDNEY CENTER		1	1	50%	2
GASTROENTEROLOGY ASSOCIATES			2	100%	2
VIBRA HEALTH LABORATORY			2	100%	2
AHC Forest cove		2			2
APPLECARE VALDOSTA			2	100%	2
ALCALA PHARMACEUTICALS			2	100%	2
GALEN BAYLOR EXTENSION		2			2
CHRISTIAN REST HOME ASSOC		2			2
BEAUFORT MEMORIAL			2	100%	2
SENDER RETREAT ADULT DAY CARE CENTERS			2	100%	2
PHYSICIANS PREMIER			2	100%	2
CVS MA335POCT RAYNHAM		2			2
Workmens Circle Multicare Center		2			2
BUCKINGHAM PAVILION INC		2			2
NIAGARA APOTHECARY INC		2			2
FLAGLER HOME CARE			2	100%	2
SENTARA NORFOLK GENERAL HOSPITAL			2	100%	2
PUBLIX PHARMACY #1048		2			2
SOUTH HILLSBOROUGH CBOC			2	100%	2
AFC PHYSICIANS OF FLORIDA, PA			2	100%	2
UNIVERSITY OF TEXAS AT EL PASO, THE			2	100%	2
SKY LAKES MEDICAL CENTER		2			2
WillowBrooke Court at Westminster Village		2			2
NORTHSIDE FAMILY MEDICINE AND URGENT CARE (CUMMING)		2			2
STATCARE URGENT AND WALK-IN			2	100%	2
POPLAR HEALTHCARE			2	100%	2
SCHEURER HOSPITAL		2			2
COVANCE			2	100%	2
EXPRESS PHARMACY INC		1	1	50%	2
POMONA VALLEY COMMUNITY HOSPITAL			2	100%	2
MAGNOLIA ADULT, LLC			2	100%	2
Manorcare Health Services West Reading North		2			2
MAWD PATHOLOGY GROUP			2	100%	2
FIRSTCHOICE FAMILY CARE, PLLC		2			2
UWMC MONTLAKE DEPT OF LAB MED			2	100%	2
NORTHWEST MEDICAL CENTER LABORATORY		2			2
MID AMERICA CLINICAL LABS			2	100%	2
VANAYER HEALTHCARE AND REHAB CENTER		2			2

# COVID-19: testing by laboratory

Data through Apr 28, 2021 verified as of Apr 29, 2021 at 09:25 AM

Data in this report are provisional and subject to change.

The numbers in the table below represent the number of Florida and non-Florida residents for whom test results were received by the Department of Health. A person can be tested by more than one laboratory and can have both positive and negative results. **Therefore, the sum of the numbers in each column will be larger than the total number of people tested.**

Reporting lab	Inconclusive	Negative	Positive	Percent positive	Total
GOLDSTEIN			2	100%	2
CIRRUS DX			2	100%	2
UNIVERSITY OF MISSOURI HEALTH CARE			2	100%	2
LEHIGH MEDICAL AND RESEARCH CENTER, INC			2	100%	2
GOUVERNEUR HOSPITAL LABORATORY		2			2
The Laurels of Hendersonville		2			2
Kroger 686 - The Little Clinic Farragut		2			2
MY PHARMACY			2	100%	2
Kroger 101 - The Little Clinic Hill Top		2			2
GUARDIAN HOME CARE OF CENTRAL GEORGIA		2			2
DNA DIAGNOSTICS CENTER		2			2
Eagle Health and Rehabilitation		2			2
CATHOLIC HEALTH LABORATORY SERVICES		2			2
PALM CITY NURSING AND REHAB CENTER			2	100%	2
ALABAMA REFERENCE LAB			2	100%	2
A PATTERN MEDICAL CLINIC		2			2
LABCORP OF AMERICA HOLDINGS		1	1	50%	2
INTERMOUNTAIN MEDICAL CENTER			2	100%	2
DOWN HOME MEDICAL			2	100%	2
THE FOUNTAIN AT BOCA CIEGA BAY		2			2
Lake Charles Healthcare LLC dba Landmark Lake Charles			2	100%	2
HAPPY KIDZ PEDIATRICS PL		1	1	50%	2
MEDICAL ASSOCIATES OF BREVARD DR S VYAS			2	100%	2
Providence VAMC		2			2
CARENOW LENEXA			2	100%	2
MEDPOST - NORTH DALLAS			2	100%	2
COUNTRY COTTAGE		2			2
HANOVER ENDOSCOPY CENTER		2			2
DAVENPORT PEDIATRICS CLERMONT			2	100%	2
SOUTH DAKOTA DEPARTMENT OF HEALTH		2			2
ADVENT HEALTH - OWASA			2	100%	2
NEW YORK CITY CENTRAL COVID			2	100%	2
LAB PLUS, LLC			2	100%	2
ANDERSON COUNTY HOSPITAL			2	100%	2
SIMMONS			2	100%	2
ROYAL CARE MEDICAL CENTER			2	100%	2
CVS MD1490POCT GAITHERSBURG		2			2
MEDEXPRESS URGENT CARE - ST CLAIR, CLOVER DR.		1	1	50%	2
LIFESPRING COMMUNITY HEALTH		2			2
VITAL CARE CLINIC, LLC			2	100%	2
WALGREENS NO 10512		1	1	50%	2
COMPLETE HEALTH MEDICAL CENTER			2	100%	2
MID-FLORIDA HEMATOLOGY AND ONCOLOGY CENTERS		2			2
Jersey City Medical Center		2			2
LACORP		1	1	50%	2
HARDEN DIALYSIS		1	1	50%	2
FLORIDA DEPARTMENT OF HEALTH IN ESCAMBIA COUNTY		1	1	50%	2

# COVID-19: testing by laboratory

Data through Apr 28, 2021 verified as of Apr 29, 2021 at 09:25 AM

Data in this report are provisional and subject to change.

The numbers in the table below represent the number of Florida and non-Florida residents for whom test results were received by the Department of Health. A person can be tested by more than one laboratory and can have both positive and negative results. **Therefore, the sum of the numbers in each column will be larger than the total number of people tested.**

Reporting lab	Inconclusive	Negative	Positive	Percent positive	Total
Kroger 745 - The Little Clinic Somerset		2			2
ABSOLUTE CAREGIVERS HOME HEALTH AGENCY INC			2	100%	2
Lenawee Medical Care Facility		2			2
RAPID MEDLAB (002MO)		2			2
PRECISION CLINICAL RESEARCH			2	100%	2
WISCONSIN STATE LABORATORY OF HYGIENE		1	1	50%	2
PROFESSIONAL DIALYSIS CENTER			2	100%	2
Tidelands Health Rehabilitation Hospital			2	100%	2
MANASOTA PEDIATRICS			2	100%	2
WURLAND NURSING AND REHABILITATION, L		2			2
BAPTIST HEALTH PRIMARY CARE AT DORAL			2	100%	2
Bedford Care Center of Hattiesburg		2			2
PM PEDIATRICS OF BAYSIDE PLLC - HOPEWELL JUNCTION		2			2
CVS NV5286POCT HENDERSON		2			2
MEDEXPRESS URGENT CARE, MOSSIDE		2			2
NEMOURS CHILDREN'S PRIMARY CARE THE VILLAGES		2			2
Kroger 400 - The Little Clinic Hartley Bridge Rd		1	1	50%	2
ASANTE ROGUE REGIONAL MEDICAL CENTER L		2			2
WALGREENS #15495		1	1	50%	2
BROOKS -TLC HOSPITAL SYSTEM			2	100%	2
HAMPTON VAMC		2			2
COASTAL PEDIATRIC CARE			2	100%	2
Kroger 096 - The Little Clinic Orchard and Holly		2			2
BFT LAB			2	100%	2
VALLEY BAPTIST MEDICAL CENTER: BROWNSVILLE			2	100%	2
CARLE FOUNDATION HOSPITAL LABORATORY			2	100%	2
UPSON REGIONAL MEDICAL CENTER		1	1	50%	2
Cedar Valley Nursing & Rehab Center		2			2
COASTAL MEDICAL LAB			2	100%	2
ON-SITE MEDICAL SOLUTIONS		2			2
Piney Grove Nursing and Rehabilitation Center		2			2
MILLERSVILLE UNIVERSITY HEALTH SERVICE		2			2
MEDEXPRESS URGENT CARE - NUTLEY		2			2
NOVA SOUTHEASTERN UNIVERSITY - STUDENT MEDICAL CTR			2	100%	2
MINERS COLFAX MEDICAL CENTER		2			2
CREATIVE HEALTH CENTER			2	100%	2
PEACE RIVER CENTER CRISIS STABILIZATION UNIT		1	1	50%	2
BELLIN HOSPITAL			2	100%	2
PHOEBE BERKS HEALTH CARE CENTER		2			2
LARKIN COMMUNITY HOSPITAL PALM SPRINGS CAMPUS		1	1	50%	2
METROHEALTH SYSTEM			2	100%	2
MAGNOLIA MANOR OF COLUMBUS		2			2
UTMB PATHOLOGY CLINICAL SERVICES LABORATORY			2	100%	2
LINIL VISITING NURSES, INC		2			2
University Center East			2	100%	2
DOCTORS CARE - AIKEN MALL			2	100%	2
COLD SPRING HILLS CENTER FOR NURSING A		2			2

# COVID-19: testing by laboratory

Data through Apr 28, 2021 verified as of Apr 29, 2021 at 09:25 AM

Data in this report are provisional and subject to change.

The numbers in the table below represent the number of Florida and non-Florida residents for whom test results were received by the Department of Health. A person can be tested by more than one laboratory and can have both positive and negative results. **Therefore, the sum of the numbers in each column will be larger than the total number of people tested.**

Reporting lab	Inconclusive	Negative	Positive	Percent positive	Total
APPLING NURSING & REHABILITATION PAVIL		2			2
KAP MEDICAL GROUP, LLC			2	100%	2
RIVIERA BEACH INTEGRATED CARE INC			2	100%	2
DEPT OF HEALTH			2	100%	2
JUPITER PEDIATRIC ASSOCIATES, PA		1	1	50%	2
TEMPLE UNIVERSITY HOSPITAL			2	100%	2
W.G. (Bill) Hefner VAMC		2			2
WILCOX MEDICAL CENTER-ALMA COLLEGE		2			2
Guilford Health Care Center		2			2
GULF COAST MEDICAL CENTER RESPIRATORY CARE			2	100%	2
MCLAREN REGIONAL MEDICAL CENTER			2	100%	2
BAYLOR SCOTT & WHITE COMPREHENSIVE WOUND			2	100%	2
SHERIDAN AT HOBE SOUND, THE			2	100%	2
MINUTECLINIC DIAGNOSTIC OF KANSAS, PC		2			2
MASSACHUSETTS DEPARTMENT OF HEALTH			2	100%	2
YOUTH AND YOU, INC		2			2
PUBLIX PHARMACY #1387		2			2
AMEDISYS HOME HEALTH OF GREENVILLE			2	100%	2
PEACE RIVER MEDICAL CENTER		2			2
CRUC CMCH-COVID-19		2			2
Kroger 409 - The Little Clinic Hebron Marketplace		1	1	50%	2
SUNCOAST BLOOD BANK			2	100%	2
MOUNT ST MARYS HOSPITAL OF NIAGARA FALLS		1	1	50%	2
Jackson Health Care Facility			2	100%	2
VIRGINIA DEPT OF HEALTH OFFICE OF EPIDEMIOLOGY			2	100%	2
INTERNAL MEDICINE ASSOCIATES-DUNELLON			2	100%	2
Van Wert Manor		2			2
DELTONA VA CBOC		2			2
Wetumpka Health and Rehab, LLC		2			2
PREMIER FAMILY CARE I, INC			2	100%	2
TMH PHYSICIAN PARTNERS PERRY		2			2
ENCOMPASS HEALTH REHABILITATION HOSPI		2			2
MERCY HEALTH LAB		1	1	50%	2
WARD MEMORIAL HOSPITAL		2			2
LAWRENCE GENERAL HOSPITAL			2	100%	2
FASTCARE LLC			2	100%	2
SAMARITAN PACIFIC COMMUNITIES HOSPITAL		2			2
CVS OH4327POCT PAINESVILLE		2			2
SHEPHERD CENTER CLINICAL LABORATORY		2			2
BROOKSVILLE DIALYSIS			2	100%	2
SPARTANBURG REGIONAL MEDICAL CENTER			2	100%	2
AHC PARIS		2			2
LIFT HEALTH		2			2
CORNELIA REDDY URGENT CARE		2			2
NEWTON MEMORIAL HOSPITAL		2			2
Jacob's Creek Nursing and Rehabilitation Center		2			2
SACRED HEART HOSPITAL ON THE EMERALD			2	100%	2

# COVID-19: testing by laboratory

Data through Apr 28, 2021 verified as of Apr 29, 2021 at 09:25 AM

Data in this report are provisional and subject to change.

The numbers in the table below represent the number of Florida and non-Florida residents for whom test results were received by the Department of Health. A person can be tested by more than one laboratory and can have both positive and negative results. **Therefore, the sum of the numbers in each column will be larger than the total number of people tested.**

Reporting lab	Inconclusive	Negative	Positive	Percent positive	Total
TEXAS HEALTH CARE			2	100%	2
NEIGHBORCARE PHARMACY SERVICES		2			2
Southern Pines Healthcare Center		1	1	50%	2
TAMPA FAMILY HEALTH CENTER		1	1	50%	2
FHCP ASC - ORANGE CITY			2	100%	2
TULANE MEDICAL CENTER			2	100%	2
KAISER SUNNYSIDE MEDICAL CTR LAB		2			2
NATHAN LITTAUER HOSPITAL LAB		2			2
CVS SC7567POCT BOILING SPRINGS		1	1	50%	2
Edinboro Manor		2			2
MINUTECLINIC DIAGNOSTIC, PA #10252		2			2
WELLSTAR SPALDING REGIONAL MEDICAL CENTER		2			2
Sanford Health & Rehabilitation			2	100%	2
ONSLOW COUNTY HEALTH DEPARTMENT			2	100%	2
CENTRAL FLORIDA FAMILY HEALTH CENTER		2			2
CVS NJ2369POCT JACKSON		2			2
Village Green Health & Rehabilitation		2			2
VOLUNTEERS OF AMERICA OF FLORIDA			2	100%	2
EVERYBODY'S FAMILY CLINIC		2			2
Alden Des Plaines			2	100%	2
FLORIDA KEYS PED & ADOLES CTR			2	100%	2
CLEAR LAKE REGIONAL MEDICAL CENTER			2	100%	2
CVS OH4301POCT NORTHFIELD		2			2
OAKMONT WEST- GREENVILLE SC		2			2
Life Care Center of Elyria		2			2
PALM MEDICAL CENTER - PLANT CITY		2			2
ADVOCATE SHERMAN HOSPITAL			2	100%	2
LEESBURG DIALYSIS CENTER		1	1	50%	2
CVS MA38POCT CHARLTON		2			2
The Palms Nursing and Rehabilitation		1	1	50%	2
PALMS OF FT MYERS,THE			2	100%	2
SOUTH TAMPA AFTER HOURS CLINIC			2	100%	2
SOWAL HEALTH & DRUG			2	100%	2
SUNNYSIDE MANOR		2			2
CVS MA2125POCT NATICK		1	1	50%	2
GSM OCED Subsection			2	100%	2
VENETIAN GARDENS		2			2
Glenburn Home		2			2
MINUTECLINIC DIAGNOSTICS OF OKLAHOMA		2			2
UNIVERSTIY OF ILLINOIS HOSPITAL			2	100%	2
GOSHEN MEDICAL CENTER			2	100%	2
Walgreens #9890		2			2
BAYMEADOWS PRIMARY CARE		2			2
Iron County Medical Care Facility		2			2
HAWAII DEPARTMENT OF HEALTH			2	100%	2
BERGEN COUNTY SURGICAL AND ENDOSCOPY CENTER		2			2
SPECTRA EAST INC		1	1	50%	2

# COVID-19: testing by laboratory

Data through Apr 28, 2021 verified as of Apr 29, 2021 at 09:25 AM

Data in this report are provisional and subject to change.

The numbers in the table below represent the number of Florida and non-Florida residents for whom test results were received by the Department of Health. A person can be tested by more than one laboratory and can have both positive and negative results. **Therefore, the sum of the numbers in each column will be larger than the total number of people tested.**

Reporting lab	Inconclusive	Negative	Positive	Percent positive	Total
JACKSON LABORATORY OF GENOMIC MEDICINE		2			2
MEDEXPRESS URGENT CARE - SPRINGDALE, S 40TH STREET		2			2
TWELVE OAKS RECOVERY CENTER			2	100%	2
HAILE MEDICAL GROUP PA		2			2
WELL-KEY URGENT CARE SEVIERVILLE			2	100%	2
BLOSSOMS ASSISTED LIVING 1 LLC			2	100%	2
MEDEXPRESS URGENT CARE, MILLCREEK		2			2
JERSEY IRISH MEDICAL		2			2
WALGREENS #13605		2			2
MINUTECLINIC LLC #3351			2	100%	2
ROCKWALL URGENT CARE			2	100%	2
PROSPECT URGENT CARE			2	100%	2
CVS MA929POCT FRANKLIN		2			2
Buena Vista Care Center		2			2
PALM WEST INTERNIST PA			2	100%	2
St. Luke's Care Center		2			2
CHRISTUS SPOHN HOSPITAL			2	100%	2
FORT MYERS NORTH DIALYSIS		1	1	50%	2
SOUTHEASTERN INSTITUTE OF RESTORATIVE MEDICINE		1	1	50%	2
UNITY LONGPOND		2			2
PRIMACARE MEDICAL LAKEWOOD			2	100%	2
SALEM VAMC		2			2
Parkwood in the Pines		2			2
MIAMI DADE MEDICAL RESEARCH INSTITUTE			2	100%	2
DAYTON CHILDRENS HOSPITAL LAB			2	100%	2
DEER'S HEAD CENTER		2			2
BAPTIST HEALTH MEDICAL PLAZA			2	100%	2
ANNE ARUNDEL MEDICAL CENTER			2	100%	2
Bethel Lutheran Home		2			2
Henry County Health and Rehabilitation		2			2
CITRUS DERMATOLOGY			2	100%	2
JRS LABORATORY			2	100%	2
AMERICAN MOLECULAR LABORATORIES			2	100%	2
CVS IL8744POCT BROOKFIELD		2			2
Holiday Retirement Home			2	100%	2
MOBILE HEALTH LABS LLC			2	100%	2
ADERHOLT MEDICAL, LLC		2			2
TEQUESTA FAMILY MEDICAL CENTER LLC			2	100%	2
EXCUSED ABSENCE PLLC		2			2
WOODHILLS LABS			2	100%	2
ATLAS GENOMICS			2	100%	2
HERITAGE VILLAGE REHAB & SKILLED NURSI		2			2
BLUEWATER TOXICOLOGY			2	100%	2
CVS CA8882POCT SAN CLEMENTE		2			2
DALLAS MEDICAL CENTER			2	100%	2
CVS TN5694POCT SODDY DAISY		2			2
Virginia Gay Nursing and Rehab		2			2

# COVID-19: testing by laboratory

Data through Apr 28, 2021 verified as of Apr 29, 2021 at 09:25 AM

Data in this report are provisional and subject to change.

The numbers in the table below represent the number of Florida and non-Florida residents for whom test results were received by the Department of Health. A person can be tested by more than one laboratory and can have both positive and negative results. **Therefore, the sum of the numbers in each column will be larger than the total number of people tested.**

Reporting lab	Inconclusive	Negative	Positive	Percent positive	Total
HEALTH & REHAB CTR AT DOLPHINS VIEW, THE			2	100%	2
PATIENT FIRST MEDICAL CENTER-CARYTOWN			2	100%	2
ST ANTHONY COMMUNITY HOSPITAL LAB		1	1	50%	2
NEMOURS CHILDRENS HORIZON WEST			2	100%	2
NEVADA DEPARTMENT OF HEALTH AND HUMAN SERVICES			2	100%	2
Kroger 407 - The Little Clinic Lexington		1	1	50%	2
RICHICHI FAMILY HEALTH			2	100%	2
JUST BELIEVE RECOVERY CENTER			2	100%	2
ABILITY DIAGNOSTICS LLC			2	100%	2
ASSOCIATES IN INTERNAL MEDICINE PA			2	100%	2
ORLANDO HEALTH MEDICAL GROUP		1	1	50%	2
PIEDMONT ATHENS REGIONAL HOSPITAL LAB			2	100%	2
BAYSHORE MEDICAL CENTER			2	100%	2
SUMMIT CLINICAL LABORATORIES LLC			2	100%	2
KETTERING MEDICAL CENTER			2	100%	2
SHANDS JACKSONVILLE CLINICAL CENTER		1	1	50%	2
Kroger 477 - The Little Clinic Fort Mitchell		2			2
UW HOSPITAL AND CLINICS		1	1	50%	2
Mount Olivet Careview Home		2			2
HOLSTON MEDICAL GROUP		2			2
PruittHealth Lakehaven		2			2
RABI SINHA, MD		2			2
MINUTECLINIC DIAG OF IND, LLC #6250		2			2
RIDGEFIELD PEDIATRIC ASSOCIATES		2			2
AUGUSTA HEALTH SKILLED CARE			2	100%	2
EAST CENTRAL REGIONAL HOSPITAL GRACEWO		2			2
MEDEXPRESS URGENT CARE - MARTINSVILLE		2			2
OSF SAINT FRANCIS MEDICAL CENTER			2	100%	2
CLEVELAND CLINIC IMAGING			2	100%	2
SIMPLY HEALTHCARE AND WELLNESS CLINIC, PC			2	100%	2
PATIENT FIRST-BATTLEFIELD			2	100%	2
BAPTIST HEALTHCARE - LAKEVIEW CENTER INC		2			2
BE WELL PHARMACY		2			2
UT PATH			2	100%	2
AEGIS MEDICAL GROUP LLC			2	100%	2
WELL HEALTH LABS			2	100%	2
VA Boston HCS-West Roxbury Division		1	1	50%	2
ACN PHYSICIANS GROUP CORP			2	100%	2
EXPRESS CARE WALK-IN CLINIC			2	100%	2
QUALITY URGENT CARE CENTER		1	1	50%	2
VA WNYHCS - Buffalo Division		1	1	50%	2
PIEDMONT MOUNTAINSIDE HOSPITAL LABORAT		2			2
UNIVERSITY HOSPITAL OF BROOKLYN		2			2
STATE OF FLORIDA			2	100%	2
WE CARE HOME HEALTH SOLUTIONS LLC			2	100%	2
WEST FLORIDA MEDICAL ASSOCIATES, PA			2	100%	2
BLACKBAG DIGITAL HEALTH LLC		2			2

# COVID-19: testing by laboratory

Data through Apr 28, 2021 verified as of Apr 29, 2021 at 09:25 AM

Data in this report are provisional and subject to change.

The numbers in the table below represent the number of Florida and non-Florida residents for whom test results were received by the Department of Health. A person can be tested by more than one laboratory and can have both positive and negative results. **Therefore, the sum of the numbers in each column will be larger than the total number of people tested.**

Reporting lab	Inconclusive	Negative	Positive	Percent positive	Total
OSF ST JOSEPH MEDICAL CENTER			2	100%	2
Green Mountain Nursing and Rehabilitation		2			2
Parkridge Specialty Care		2			2
CVS CA8861POCT BUENA PARK		2			2
Chatham Nursing and Rehab Center		2			2
SELECT MEDICAL CLINIC			2	100%	2
SWEETWATER NURSING CENTER		2			2
DEVLAB, LLC			2	100%	2
RAPID RESULT CORP LLC		1	1	50%	2
SCDHEC BUREAU OF LABORATORIES			2	100%	2
MAYO CLINIC COUMADIN CLINIC LABORATORY		1	1	50%	2
JOHNSON CITY MEDICAL CENTER		1	1	50%	2
CVS LA1116POCT BATON ROUGE		1	1	50%	2
COBLESKILL REGIONAL HOSPITAL		2			2
THE WINDSOR ORTEGA		2			2
Mayaguez Outpatient Clinic		2			2
PRONTO URGENT CARE			2	100%	2
MISSION HOSPITAL REGIONAL MEDICAL CENTER			2	100%	2
ADVENTHEALTH MEDICAL GROUP OBSTETRICS			2	100%	2
TENNESSEE DEPARTMENT OF HEALTH (TDH) - REGIONAL LABORATORY			2	100%	2
CDK LIBERTY ENTERPRISES, LLC		2			2
BAYCARE OUTREACH LAB WH SOUTH			2	100%	2
MINUTECLINIC MINUTECLINIC #4978		1	1	50%	2
Walgreens #5065		2			2
EASTERN NEW MEXICO UNIVERSITY STUDENT		2			2
UNM SANDOVAL REGIONAL MEDICAL CENTER		2			2
AYASS BIOSCIENCE LLC			2	100%	2
MEMORIAL HOSPITAL WEST			2	100%	2
PM PEDIATRICS OF BAYSIDE PLLC - BELLER		2			2
MEDICAL ASSOCIATES OF BREVARD LLC		1	1	50%	2
BAPTIST HEALTH LEXINGTON			2	100%	2
RIVER CITY MEDICAL ASSOCIATES, INC			2	100%	2
LAB CORP OF AMER SAN DIEGO			2	100%	2
HEARTLAND REGIONAL MEDICAL CENTER		1	1	50%	2
DRR JMC URGENT CARE DONALD ROSS			2	100%	2
Good Samaritan Society Waukon		2			2
SPECIALTY LABORATORIES			2	100%	2
PUBLIC HEALTH LABORATORY	1		1	50%	2
HEALTHCARE NETWORK			2	100%	2
Kroger 441 - The Little Clinic Middletown		2			2
MIDDLE TENN MENTAL HEALTH INSTITUTE		2			2
MERCY MEDICAL CENTER INC		1	1	50%	2
CVS NC2297335CV GREENSBORO		2			2
Providence of Sparta Health and Rehabilitation		2			2
CARTER BLOOD CARE			2	100%	2
AGILE URGENT CARE			2	100%	2
RAPID URGENT CARE - ALBANY			2	100%	2

# COVID-19: testing by laboratory

Data through Apr 28, 2021 verified as of Apr 29, 2021 at 09:25 AM

Data in this report are provisional and subject to change.

The numbers in the table below represent the number of Florida and non-Florida residents for whom test results were received by the Department of Health. A person can be tested by more than one laboratory and can have both positive and negative results. **Therefore, the sum of the numbers in each column will be larger than the total number of people tested.**

Reporting lab	Inconclusive	Negative	Positive	Percent positive	Total
PARKRIDGE MEDICAL CENTER			2	100%	2
Camellia Gardens		2			2
DELAWARE DIAGNOSTICS LABS			2	100%	2
LIFEGUARD AMBULANCE SERVICES LLC, TEXAS- SAN			2	100%	2
AMERICAN RESEARCH CENTERS OF FLORIDA			2	100%	2
ESCANDON DIAGNOSTIC CLINIC			2	100%	2
ORLANDO LUTHERAN TOWERS		1	1	50%	2
CHNJ		2			2
MEDEXPRESS URGENT CARE - LINCOLN N 26T		2			2
Imboden Creek Living Center		2			2
Church Creek SNF			2	100%	2
ROUTE 16 PHARMACY LLC DBA HOLLAND PHAR		2			2
CVS NC2559POCT CHARLOTTE		2			2
A+ URGENT/PRIMARY CARE			2	100%	2
Advanced Rehabilitation and Healthcare of Wichita Falls		2			2
SMITH NORTHVIEW HOSPITAL LAB			2	100%	2
COLUMBIA COTTAGE		2			2
VISITING PHYSICIANS OF THE TREASURE COAST LLC			2	100%	2
ATLANTIC DIAGNOSTICS			2	100%	2
WALGREENS # 04440		2			2
SAWGRASS PEDIATRIC PARTNERS LLC			2	100%	2
HEALTH NETWORK			2	100%	2
ADVENTIST HINSDALE HOSPITAL LABORATORY			2	100%	2
MAIN STREET MEDICAL CENTERS		2			2
Fairlane Gardens Nursing and Rehab at Reading		2			2
ARCPPOINTLABS OF VIRGINIA BEACH		1	1	50%	2
441 URGENT CARE-MULBERRY			2	100%	2
FLORIDA CLINICAL LABORATORY INC			2	100%	2
REELFOOT FAMILY WALK IN CLINIC - TIPT		2			2
SOUTHERN TENNESSEE MEDICAL CENTER			2	100%	2
VALLEY MEDICAL LABORATORY			2	100%	2
DOCTOR'S IN-HOUSE LAB/COMMUNITY HEALTH CENTERS OF PINELLAS – JOHNNIE R			2	100%	2
SPECTRUM HEALTH			2	100%	2
MI Nursing Restorative Center		2			2
OMEGA RESEARCH CONSULTANTS			2	100%	2
WEST COAST PEDIATRICS			2	100%	2
TSALI CARE CENTER		2			2
CVS OH2540POCT HILLIARD		2			2
NEW BRIDGE MEDICAL CENTER		2			2
MOSAIC MEDICAL CENTER MARYVILLE			2	100%	2
BUFFALO CROSSINGS HEALTHCARE AND REHABILITATION CENTER			2	100%	2
HPH HOME CARE		1	1	50%	2
PALM COAST DIALYSIS		2			2
CVS MA937POCT CARVER		2			2
CHARLOTTE COUNTY HEALTH DEPARTMENT			2	100%	2
ACCESS MEDICAL GROUP OF TAMPA II, INC		2			2
Kroger 356 - The Little Clinic Middletown		2			2

# COVID-19: testing by laboratory

Data through Apr 28, 2021 verified as of Apr 29, 2021 at 09:25 AM

Data in this report are provisional and subject to change.

The numbers in the table below represent the number of Florida and non-Florida residents for whom test results were received by the Department of Health. A person can be tested by more than one laboratory and can have both positive and negative results. **Therefore, the sum of the numbers in each column will be larger than the total number of people tested.**

Reporting lab	Inconclusive	Negative	Positive	Percent positive	Total
PALOS COMMUNITY HOSPITAL LABORATORY			2	100%	2
DIVERSE MEDICAL CARE LLC			2	100%	2
TRINITY DIALYSIS			2	100%	2
MOORE CLINICAL RESEARCH INC			2	100%	2
WALGREENS #06583		2			2
COX HEALTH SOUTH LAB		1	1	50%	2
LABRADOR PRIMARY CARE CENTER			2	100%	2
Garden Care Center		2			2
PRIMARY HEALTH CARE ASSOCIATES INC			2	100%	2
PALMETTO FAMILY HEALTH CENTER			2	100%	2
NAVAL BRANCH MEDICAL CLINIC			2	100%	2
MEDEXPRESS URGENT CARE - WICHITA, N MAIZE RD		1	1	50%	2
VAULT MEDICAL SERVICES		1	1	50%	2
WEST HOUSTON MEDICAL CENTER			2	100%	2
Mountainview Nursing Home		2			2
MILFORD REGIONAL HOSPITAL			2	100%	2
ORLANDO DIALYSIS		1	1	50%	2
PRECISION DIAGNOSTIC INC		2			2
INA		1	1	50%	2
BAY CORRECTIONAL AND REHABILITATION FACILITY			2	100%	2
PPD CLINICAL RESEARCH UNIT			2	100%	2
ARLINGTON DIALYSIS CENTER LLC		2			2
CROSSTOWN PHARMACY		2			2
MIDWAY PRIMARY CARE LLC		2			2
MINUTECLINIC DIAGNOSTIC PA #7110		2			2
ATVIVO LLC		2			2
ROYAL OAK MEDICAL CENTER LLC DBA CHARACTER FAMILY			2	100%	2
MED + URGENT MEDICAL CARE SERVICES		2			2
PALM BAY COMMUNITY OUTPATIENT CLINIC		2			2
RRMC CREEKSIDE LAB		2			2
BOSTON PUBLIC HEALTH COMMISSION			2	100%	2
NEMOURS CHILDRENS PRIMARY CARE CLERMONT			2	100%	2
GENETIC ASSAYS INC			2	100%	2
Walgreens #9278		2			2
Luther Acres Manor		2			2
PBSO HEALTH AND WELLNESS CENTER			2	100%	2
ATHENA CARE RESOURCES LLC		2			2
BENEVA LAKES ASSISTED LIVING CENTER			2	100%	2
HERITAGE CARE AND REHABILITATION CENTE		2			2
RAINY LAKE MEDICAL CENTER			2	100%	2
IN & OUT URGENT CARE METAIRIE			2	100%	2
CVS CT2210POCT RIVERSIDE		2			2
MOBILE COUNTY HEALTH DEPARTMENT		1	1	50%	2
CVS NE5863POCT OMAHA		1	1	50%	2
MOUNT SINAI MEDICAL CENTER OF FLORIDA, INC			2	100%	2
Walgreens #7156			2	100%	2
TRICORE REFERENCE LABORATORY		1	1	50%	2

# COVID-19: testing by laboratory

Data through Apr 28, 2021 verified as of Apr 29, 2021 at 09:25 AM

Data in this report are provisional and subject to change.

The numbers in the table below represent the number of Florida and non-Florida residents for whom test results were received by the Department of Health. A person can be tested by more than one laboratory and can have both positive and negative results. **Therefore, the sum of the numbers in each column will be larger than the total number of people tested.**

Reporting lab	Inconclusive	Negative	Positive	Percent positive	Total
FLORIDA MEDICAL CLINIC CARDIOLOGY-ZH			2	100%	2
DMC UNIVERSITY LABORATORIES		1	1	50%	2
MEDEXPRESS URGENT CARE - LINCOLN		2			2
HOLY FAMILY MEDICAL CENTER		1	1	50%	2
Elba Nursing and Rehabilitation Center, LLC		2			2
PRESTIGE EMERGENCY ROOM LLC			2	100%	2
CLEVELAND CLINIC FLORIDA LABORATORY			2	100%	2
NEW YORK CITY DEPARTMENT OF HEALTH			2	100%	2
ACCESS MEDICAL GROUP OF FLORIDA CITY			2	100%	2
ASSOCIATES IN UROGYNECOLOGY MD LLC		2			2
EXCEPTIONAL EMERGENCY CENTER - AMARILLO			2	100%	2
CVS - MINUTECLINIC			2	100%	2
NORTH OKALOOSA PHYSICIAN GRP - WALK IN CLINIC			2	100%	2
CSS- TWELVE OAKS			2	100%	2
TMH EC NORTHEAST LABORATORY			2	100%	2
MC MEDICAL			2	100%	2
KANSAS CITY VA MEDICAL CENTER			2	100%	2
SCIENTIFIC LABORATORY COMPANY		2			2
CPL LABS			2	100%	2
Iowa Veterans Home		2			2
MIDLAND MEMORIAL HOSPITAL			2	100%	2
WATERS PEDIATRIC CENTER			2	100%	2
MEASE MANOR MEMORY CARE		2			2
MY INSTADOC - HOWELL URGENT CARE		2			2
NORTON IMMEDIATE CARE CENTER - PRESTON			2	100%	2
OAKBRIDGE TERRACE AT SAE			2	100%	2
CVS NC6633POCT FAYETTEVILLE		2			2
Sky View Rehabilitation and Health Care Center		2			2
RADEAS			2	100%	2
Aurora CBOC			2	100%	2
MIDWAY SPECIALTY CARE CENTER INC		2			2
MAJESTIC GUARDIANS			2	100%	2
ROCKEFELLER UNIVERSITY CLINICAL GENOMICS LABORATOR		2			2
DALLAS VA MEDICAL CENTER - VA NORTH TEXAS HEALTH CARE SYSTEM			2	100%	2
FLORIDA MEDICAL CENTER OF CLEARWATER		2			2
URGENTMED PLANTATION			2	100%	2
WEST BOCA MEDICAL CENTER			2	100%	2
SYMPHONY OF BUFFALO GROVE		2			2
ROYAL PALM PEDIATRICS			2	100%	2
Garden Isle Healthcare and Rehabilitation Center		2			2
MEDEXPRESS URGENT CARE - ROSS TOWNSHIP		2			2
UNITED MEMORIAL MEDICAL CENTER			2	100%	2
IN AND OUT URGENT CARE			2	100%	2
RHODE ISLAND DEPARTMENT OF HEALTH LABORATORIES			2	100%	2
NLC LABS			2	100%	2
CAREWELL JW - WORCESTER LNC			2	100%	2
THOMASVILLE REGIONAL MEDICAL CENTER		2			2

# COVID-19: testing by laboratory

Data through Apr 28, 2021 verified as of Apr 29, 2021 at 09:25 AM

Data in this report are provisional and subject to change.

The numbers in the table below represent the number of Florida and non-Florida residents for whom test results were received by the Department of Health. A person can be tested by more than one laboratory and can have both positive and negative results. **Therefore, the sum of the numbers in each column will be larger than the total number of people tested.**

Reporting lab	Inconclusive	Negative	Positive	Percent positive	Total
MEDERI CARETENDERS		1	1	50%	2
GIGI WOOD DAVIS DO-FAMILY MEDICINE		2			2
ERGENT MED SAINT SIMONS			2	100%	2
ULTIMATE KIDNEY CARE			2	100%	2
FLORIDA DEPARTMENT OF HEALTH PINELLAS COUNTY-			2	100%	2
RIVERVIEW MEDICAL CLINIC		2			2
PALMETTO BAY MEDICAL CENTER		1	1	50%	2
TGH Brandon Healthplex Laboratory			2	100%	2
STARR CITY OF ROMA COMMUNITY CENTER			2	100%	2
US LABS		2			2
GRACE HEALTHCARE OF LAKE WALES		1	1	50%	2
NOSE AND SINUS INSTITUTE OF BOCA RATON		1	1	50%	2
ADVANCED FOOT AND ANKLE OF INDIAN RIVER		2			2
WAYNE MEMORIAL HOSPITAL		2			2
CVS TX7603POCT SAGINAW		2			2
GRANDVIEW COLLEGE STUDENT HEALTH CENTE		2			2
GREEN BAY BLIZZARD OFFICE		2			2
NORTH MANATEE HEALTH CARE CENTER			2	100%	2
Cortland Acres Association		2			2
HOLY TRINITY PHARMACY LLC		2			2
CALIFORNIA DIVISION OF COMMUNICABLE DISEASE CONTROL			2	100%	2
VA Ann Arbor HCS		1	1	50%	2
HELEN HAYES HOSPITAL LABORATORY		2			2
MEDEXPRESS URGENT CARE - WOODBURY			2	100%	2
Douglas County Health Center		2			2
MEDEXPRESS URGENT CARE - LINKHORNE		2			2
BRADENTON DIALYSIS			2	100%	2
ManorCare Health Services Peters Township		2			2
FL DEPT OF HEALTH MARION COUNTY MOBILE HEALTH UNIT			2	100%	2
Highland Ave. Eye Clinic		2			2
LIBERTY HEALTH CENTER			2	100%	2
CVS MI8287POCT MACOMB		2			2
COOPER CLINIC			2	100%	2
AUSTIN REGIONAL CLINIC MICROBIOLOGY LAB			2	100%	2
ELMHURST MEMORIAL HOSPITAL			2	100%	2
STARR COUNTY MEMORIAL HOSPITAL			2	100%	2
Hartwell Health and Rehabilitation		2			2
HOUSTON HEALTH DEPARTMENT - BUREAU OF LABORATORY SERVICES			2	100%	2
ROPER HOSPITAL			2	100%	2
KIDS CORNER PEDIATRICS PLLC		1	1	50%	2
SIGNATURE CARE LEWISVILLE-EMERGENCY CENTER		1	1	50%	2
FRESENIUS KIDNEY CARE SOUTH ST PETERSBURG			2	100%	2
EXPRESS CARE OF THE SHOALS		1	1	50%	2
ROBERTS WESLEYAN COLLEGE HEALTH CENTE		2			2
NYU LANGONE HUNTINGTON MEDICAL GROUP		2			2
ELITE MEDICAL LABORATORY SOLUTIONS LLC			2	100%	2
EASTLAKE MEDICAL CENTER		2			2

# COVID-19: testing by laboratory

Data through Apr 28, 2021 verified as of Apr 29, 2021 at 09:25 AM

Data in this report are provisional and subject to change.

The numbers in the table below represent the number of Florida and non-Florida residents for whom test results were received by the Department of Health. A person can be tested by more than one laboratory and can have both positive and negative results. **Therefore, the sum of the numbers in each column will be larger than the total number of people tested.**

Reporting lab	Inconclusive	Negative	Positive	Percent positive	Total
WISE HEALTH SYSTEM		1	1	50%	2
VELOCITY URGENT CARE			2	100%	2
BIONIC TECHNOLOGIES CORPORATION			2	100%	2
ADVENT HEALTH CENTRAL TEXAS		1	1	50%	2
STEWARD ST ELIZABETH MEDICAL CENTER			2	100%	2
KEATING SPORTS CENTER		2			2
DIGESTIVE DISEASE CARE PC		2			2
MCCALLIE SCHOOL-STUDENT HEALTH CENTER		2			2
NEW DISCOVERY BIOLOGICS, LLC		1	1	50%	2
TEXAS REGIONAL ASTHMA & ALLERGY CENTER			2	100%	2
REHOBOTH MCKINLEY CHRISTIAN HOSPITAL		2			2
BRANDYWYNE HEALTH CARE CENTER			2	100%	2
AMICUS MEDICAL CENTER LLC			2	100%	2
DIAGNOSTIC AFFILIATES			2	100%	2
Harris Hill Nursing Facility		2			2
MEDCARE		2			2
Manorcare Health Services - Williamsport South		2			2
GREEN POINT RX INC DBA ALTRU CHEMISTS		2			2
WillowBrooke Court at Southampton Estates		2			2
CHI MEMORIAL PRIMARY CARE ASSOCIATES-A		2			2
DOCTORS MEDICAL CTR OF WALTON COUNTY			2	100%	2
MD NOW URGENT CARE CENTER INC.			2	100%	2
VA Greater LA HCS-Santa Maria OPC			2	100%	2
BAYFRONT CARDIOVASCULAR ASSOCIATES		1	1	50%	2
VALUE DRUGS GREENLAWN INC		2			2
The Suites at Western Home Communities		2			2
METHODIST HEALTHCARE - MEMPHIS HOSP		2			2
HMH HOSPITALS CORPORATION		2			2
MEDEXPRESS URGENT CARE - BENTON		2			2
DUKE UNIVERSITY POINT OF CARE TESTING PROGRAM			2	100%	2
BIOMAT USA			2	100%	2
JULIE STAATS DO		2			2
CVS IN8639POCT TERRE HAUTE		2			2
TMH PHYSICIAN PARTNERS MONTICELLO		1	1	50%	2
Manor At Perrysburg		2			2
CVS AZ5477POCT SURPRISE		2			2
SOUTHEAST GEORGIA HEALTH SYSTEM			2	100%	2
INNOVATIVE CARE II LLC			2	100%	2
SOUTHERN BREEZE HEALTHCARE		1	1	50%	2
NORTH MCALLEN PEDIATRIC CENTER			2	100%	2
NYUMC CLINICAL LABORATORIES			2	100%	2
MEMORIAL HOSPITAL OF CARBONDALE			2	100%	2
UNIVERSITY OF MIAMI SCCC RESEARCH LABORATORY			2	100%	2
ASPIRUS RIVERVIEW HOSPITAL & CLINICS INC		1	1	50%	2
NORTH DAKOTA VETERANS HOME		2			2
Kroger 328 - The Little Clinic Henderson Road		2			2
OAKMONT OF UNION SC, LLC		2			2

# COVID-19: testing by laboratory

Data through Apr 28, 2021 verified as of Apr 29, 2021 at 09:25 AM

Data in this report are provisional and subject to change.

The numbers in the table below represent the number of Florida and non-Florida residents for whom test results were received by the Department of Health. A person can be tested by more than one laboratory and can have both positive and negative results. **Therefore, the sum of the numbers in each column will be larger than the total number of people tested.**

Reporting lab	Inconclusive	Negative	Positive	Percent positive	Total
SIGNAL DIAGNOSTICS DBA FLOWHEALTH LABS			2	100%	2
WALGREENS AGUADILLA (ST 177)		2			2
CITRUS PARK			2	100%	2
Great Lakes Health Center			2	100%	2
GULFCOAST JEWISH FAMILY			2	100%	2
Villa Maria			1	100%	1
AMERICAN DRUG TESTING LAB LLC			1	100%	1
LAURELS OF NORWORTH		1			1
NONA MEDICAL ARTS		1			1
WALGREENS #01456		1			1
BARTLE'S PHARMACY INC			1	100%	1
CLINICAL LABORATORY DEPARTMENT			1	100%	1
LABORATORY COPRORATION OF AMERICA			1	100%	1
AMBRY GENETICS CORP	1				1
Medilodge of Midland		1			1
Brakeley Park Center		1			1
JOHN HOPKINS WELLNESS CENTER PEPSICO			1	100%	1
Bolingreen Health and Rehabilitation		1			1
SEABROOK EMS			1	100%	1
KEY WEST BRANCH MEDICAL CLINIC			1	100%	1
LAKEWOOD RANCH URGENT CARE PA			1	100%	1
Good Samaritan Society-Atkinson		1			1
Kroger 419 - The Little Clinic Farmington/Exeter		1			1
COLUMBIA CREST CARE & RAHAB		1			1
UUHC - REDSTONE HEALTH CENTER LABORATORY			1	100%	1
CVS PA2867POCT FOLSOM		1			1
AVANTARA REDFIELD		1			1
VA ST LOUIS HEALTH CARE SYSTEM			1	100%	1
UNITED PHYSICIAN GROUP FAMILY MEDICINE OF HAMPTON		1			1
VIP STARNETWORK		1			1
PUBLIC HEALTH LABORATORIES			1	100%	1
CFHC - FROSTPROOF			1	100%	1
AMBULATORY CARE CLINIC, LLC			1	100%	1
SALEM HOSPITAL REGIONAL LABORATORY		1			1
NHSN_AIMS		1			1
FAITH FAMILY PRACTICE			1	100%	1
EMERALD HEALTH CARE		1			1
BLUE RIDGE URGENT CARE MORGANTON			1	100%	1
MAIN STREET PHARMACY OF MARCELLUS, INC		1			1
Williamstown Commons			1	100%	1
HEARTLAND OF ZEPHYRHILLS FL, LLC			1	100%	1
NEW MILFORD HOSPITAL			1	100%	1
Masonic Medical Research Institute			1	100%	1
TRUCARE LIVING CENTERS - SELMA			1	100%	1
PINECREST MANOR		1			1
M.D. ANDERSON CANCER CENTER			1	100%	1
LAKE CHELAN COMMUNITY HOSPITAL		1			1

# COVID-19: testing by laboratory

Data through Apr 28, 2021 verified as of Apr 29, 2021 at 09:25 AM

Data in this report are provisional and subject to change.

The numbers in the table below represent the number of Florida and non-Florida residents for whom test results were received by the Department of Health. A person can be tested by more than one laboratory and can have both positive and negative results. **Therefore, the sum of the numbers in each column will be larger than the total number of people tested.**

Reporting lab	Inconclusive	Negative	Positive	Percent positive	Total
Walgreens #9121		1			1
Crowne Place Assisted Living		1			1
CARENOW URGENT CARE-HENDERSONVILLE		1			1
North Ottawa Care Center at Heartwood Lodge		1			1
Kroger - KRO01100688			1	100%	1
NEW SMYRNA BEACH AMBULATORY CARE CTR			1	100%	1
PRESTIGE ER			1	100%	1
RELIANCE HOME HEALTH CARE INC		1			1
Walgreens #5421		1			1
SAINT PETE MRI			1	100%	1
IC LABS			1	100%	1
MID-SOUTH URGENT CARE, PLLC			1	100%	1
BRADENTON CONVENTION CENTER□			1	100%	1
MEDHEALTH CLINICAL INC			1	100%	1
BRISTOL REGINAL MEDICAL CENTER			1	100%	1
ST JOHN'S MEDICAL CENTER, TETON VILLAGE			1	100%	1
Raleigh Center (WV)			1	100%	1
CLIFTON-FINE HOSPITAL LABORATORY		1			1
US LABORATORIES			1	100%	1
DILELLA			1	100%	1
BIOLOGICAL AND CHEMICAL EMERGENCIES LABORATORY			1	100%	1
OMNICARE PHARMACY OF TEXAS 1, LP		1			1
COLLIER BLVD HMA PHYSICIANS MANAGEMENT LLC			1	100%	1
SOUTH TEXAS HEALTH SYSTEM ER - WARE ROAD			1	100%	1
HEALTH GUAGE			1	100%	1
SILVER SPRINGS SHORES DIALYSIS			1	100%	1
TILLAMOOK COUNTY GENERAL HOSPITAL LAB		1			1
DESTIN SURGERY CENTER LTD		1			1
EAST END PEDIATRICS		1			1
HEARTLAND PHARMACY SEBRING			1	100%	1
BMC MAYPORT			1	100%	1
SOPHIA MEDICAL ASSOCIATES, PC			1	100%	1
BRONSON METHODIST HOSPITAL			1	100%	1
ALLEGHENY COUNTY HEALTH DEPARTMENT - PUBLIC HEALTH LABORATORY			1	100%	1
MORELL			1	100%	1
LAKE VIEW COURT		1			1
MT VIEW			1	100%	1
HATLEY HEALTH CARE, INC		1			1
STATE OF CALIFORNIA DOH SERVICES			1	100%	1
MEDEXPRESS URGENT CARE - LEOMINSTER		1			1
BERKSHIRE MEDICAL CENTER			1	100%	1
CELEBRATION FAMILY PHYSICIANS LLC			1	100%	1
HANCOCK REGIONAL HOSPITAL		1			1
Kroger 539 - The Little Clinic Memorial Blvd.		1			1
CAROLINA BAY HEALTHCARE CTR OF WILMING		1			1
ST MARY'S OF SAGINAW		1			1
UNIVERSITY MEDICAL CENTER OF SOUTHERN NEVADA (UMCSN)			1	100%	1

# COVID-19: testing by laboratory

Data through Apr 28, 2021 verified as of Apr 29, 2021 at 09:25 AM

Data in this report are provisional and subject to change.

The numbers in the table below represent the number of Florida and non-Florida residents for whom test results were received by the Department of Health. A person can be tested by more than one laboratory and can have both positive and negative results. **Therefore, the sum of the numbers in each column will be larger than the total number of people tested.**

Reporting lab	Inconclusive	Negative	Positive	Percent positive	Total
IDAHO HEALTH DEPARTMENT			1	100%	1
STEPHENS COUNTY HOSPITAL			1	100%	1
Oakview Manor Health and Rehab		1			1
FLORIDA CLINICAL RESEARCH CENTER, LLC			1	100%	1
Autumn Care of Suffolk		1			1
Alden North Shore			1	100%	1
Central Alabama Veterans HCS - East Campus		1			1
CLINTON DRUG STORE		1			1
MED LAB SERVICES, LLC			1	100%	1
ATRIA TAMARAC			1	100%	1
Oak Hill Health & Rehabilitation Center			1	100%	1
ANDREWS			1	100%	1
J F K PEDIATRICS			1	100%	1
Rockcastle Health and Rehab		1			1
PALM BEACH PEDIATRIC UROLOGY			1	100%	1
LIBERTY COMMONS NURSING AND REHABILITA		1			1
PSL JAX BEACH OPERATIONS LLC			1	100%	1
WALGREENS #12322		1			1
RIVERTON CBOC			1	100%	1
MEDTOWN PHARMACY			1	100%	1
Stonespring Transitional Care		1			1
NORTH WEST FLORIDA DIAGNOSTIC ENOCRINOLOGY CLINIC			1	100%	1
FLORIDA HOSPITAL TRANSPLANT CENTER		1			1
TREASURE COAST COMMUNITY HEALTH INC			1	100%	1
MARTIN HEALTH PHYSICIAN GROUP			1	100%	1
MID-FLORIDA CANCER CENTERS		1			1
JACKSONVILLE HEALTH & REHAB		1			1
CLINICAL MICROBIOLOGY LAB FAIRVIEW UNIVERSITY HOSPITAL			1	100%	1
JACK M MATHENY II MD			1	100%	1
WALGREENS #05432		1			1
CLINIC OF PLANT CITY, THE		1			1
TALLAHASSEE DIALYSIS		1			1
CROZER-CHESTER MEDICAL CENTER			1	100%	1
VIVIAN SIMMONS FAMILY PRACTICE			1	100%	1
WATERSIDE HEALTH & REHAB CENTER, LLC		1			1
GULF BREEZE TREATMENT CENTER, LLC			1	100%	1
INDIGO PALMS			1	100%	1
Alaska Domiciliary Care for Homeless Veterans		1			1
PENNY PEDIATRICS		1			1
BACON COUNTY HOSPITAL		1			1
Diversicare of Eupora		1			1
PARKWAY REGIONAL MEDICAL CENTER LAB			1	100%	1
UCSD MICROBIOLOGY LABORATORY			1	100%	1
ST.ELIZABETH HEALTH CENTER	1				1
CAN COMMUNITY HEALTH NORTH MIAMI, FL		1			1
Accordius Health at Gastonia			1	100%	1
Schoenbrunn Healthcare		1			1

# COVID-19: testing by laboratory

Data through Apr 28, 2021 verified as of Apr 29, 2021 at 09:25 AM

Data in this report are provisional and subject to change.

The numbers in the table below represent the number of Florida and non-Florida residents for whom test results were received by the Department of Health. A person can be tested by more than one laboratory and can have both positive and negative results. **Therefore, the sum of the numbers in each column will be larger than the total number of people tested.**

Reporting lab	Inconclusive	Negative	Positive	Percent positive	Total
EMORY DECATUR HOSPITAL - EMORY MEDICAL		1			1
CARESPOT - WELLINGTON			1	100%	1
FAMILY MEDICAL CENTERS			1	100%	1
MEDEXPRESS WELL - OLDSMAR			1	100%	1
LAB. CORP. OF AMERICA			1	100%	1
TMH PHYSICIAN PARTNERS WAKULLA			1	100%	1
Kroger 527 - The Little Clinic Hwy 70 S.		1			1
INTERNAL MEDICINE GROUP OF WINTER HAVEN PA		1			1
HOLYOKE MEDICAL CENTER			1	100%	1
NORTH CAROLINA STATE LABORATORY OF PUBLIC HEALTH, SPECTRUM LAB NETWORK			1	100%	1
MARYWOOD HEIGHTS		1			1
SINAI URGENT CARE FORT WORTH, LLC			1	100%	1
Riverside Nursing & Rehabilitation Center		1			1
TANNER CLINIC			1	100%	1
JOHNSON & JOHNSON VISION CARE-VISTAKON			1	100%	1
ADVANCE GASTROENTEROLOGY			1	100%	1
CHILDRENS HEALTHCARE CTE OF NORTHERN		1			1
Erie VAMC		1			1
CVS CA8872POCT ALISO VIEJO		1			1
PROVIDENCE HOSPITAL			1	100%	1
RENEGADEXBIO, PBC	1				1
SWIFT CREEK HEALTH CENTER AT THE TEMPL		1			1
JET MEDICAL CENTER			1	100%	1
CLEVELAND CLINIC OHIO LABORATORIES			1	100%	1
NORTHEAST REGIONAL MEDICAL CENTER			1	100%	1
NEMOURS CHILDRENS URGENT CARE			1	100%	1
SUMMIT HEALTHCARE REGIONAL MEDICAL		1			1
PENROSE HOSPITAL			1	100%	1
SUNY AT STONY BROOK			1	100%	1
Iosco County Medical Care Facility		1			1
MEDICAL CENTER			1	100%	1
TREASURE COAST MEDICAL CONCIERGE LLC			1	100%	1
INTERIM HEALTHCARE OF PALM COAST			1	100%	1
MEDEXPRESS URGENT CARE - LAWTON		1			1
MERITER LABORATORIES			1	100%	1
PHOEBE PRIMARY CARE CAMILLA			1	100%	1
UNIVERSITY PLACE NURSING CENTER		1			1
PASCO COUNTY HEALTH DEPARTMENT			1	100%	1
CRESTVIEW CLINICAL LABORATORY			1	100%	1
CENTER AT WATERFRONT		1			1
PALM BEACH COUNTY SHERIFF OFFICE			1	100%	1
SPRINGFIELD HOSPITAL			1	100%	1
Hinesville VA Clinic		1			1
CORVALLIS CLINIC PC LAB		1			1
YOUR KIDS URGENT CARE			1	100%	1
CULVER CITY URGENT CARE			1	100%	1
ST. MICHAEL'S ELITE HOSPITAL			1	100%	1

# COVID-19: testing by laboratory

Data through Apr 28, 2021 verified as of Apr 29, 2021 at 09:25 AM

Data in this report are provisional and subject to change.

The numbers in the table below represent the number of Florida and non-Florida residents for whom test results were received by the Department of Health. A person can be tested by more than one laboratory and can have both positive and negative results. **Therefore, the sum of the numbers in each column will be larger than the total number of people tested.**

Reporting lab	Inconclusive	Negative	Positive	Percent positive	Total
SUNCOAST FAMILY MEDICAL ASSOCIATES			1	100%	1
DOCTORS CHOICE HOME CARE INC			1	100%	1
Manor Care Health Care Services - Williamsport North		1			1
NORTHEAST GEORGIA HEALTH SYSTEM			1	100%	1
Cornerstone at the Ranch		1			1
COASTAL MANOR		1			1
FREDERICK AVENUE GROUP HOME		1			1
ANDERSON NURSING CENTER			1	100%	1
Cerenity Senior Care-White Bear Lake		1			1
SPRINGBROOK HOSPITAL			1	100%	1
MRMC LAB MICRO			1	100%	1
BLUFFTON HEALTH CENTER			1	100%	1
FORT LOUDOUN PRIMARY CARE		1			1
NORTHWEST TEXAS HEALTHCARE SYSTEM,INC			1	100%	1
Traymore Nursing Center		1			1
GENVIEW DIAGNOSIS INC			1	100%	1
MISSION HOSPITAL			1	100%	1
CVS TX7824POCT GARLAND		1			1
KELLY			1	100%	1
Kempsville Health and Rehab Center		1			1
CONNECTICUT CVS PHARMACY, LLC		1			1
MIAMI-DADE COUNTY HEALTH DEPT.		1			1
WALGREENS #05150		1			1
IVY CREEK HEALTHCARE & WELLNESS CENTRE			1	100%	1
MIAMI CHILDRENS HOSPITAL MIDTOWN OUTPATIENT CENTER			1	100%	1
CORE OCCUPATIONAL MEDICINE			1	100%	1
CONCIERGE IV NUTRITION			1	100%	1
PALMA CEIA MED GROUP-SWANN		1			1
Encompass Health Littleton		1			1
MYLAN-SOUTH POINT PA		1			1
METHODISM MIDLOTHIAN MEDICAL CENTER			1	100%	1
NEW ULM MEDICAL CENTER			1	100%	1
PREVENTIVE CARDIOLOGY AND INTERNAL MEDICINE ASSOCI			1	100%	1
GULF COUNTY HEALTH DEPARTMENT			1	100%	1
MOUNT SINAI HOSPITAL OF QUEENS			1	100%	1
MEMPHIS URGENT CARE #2, LLC			1	100%	1
CONCENTRA - TAMPA EAST		1			1
REGIONAL MEDICAL CENTER			1	100%	1
INNOVATIVE HEALTH DIAGNOSTIC OF CALIFORNIA			1	100%	1
BROOKDALE WEST PALM BEACH			1	100%	1
INTERIM HEALTHCARE			1	100%	1
D'YOUVILLE SCHOOL OF PHARMACY		1			1
DORA HOME CARE			1	100%	1
BROCK HUGHES MEDICAL CENTER			1	100%	1
CVS TX7431POCT ROWLETT		1			1
Ideal Senior Living Center		1			1
THE HOSPITALS OF PROVIDENCE EMERGENCY ROOM			1	100%	1

# COVID-19: testing by laboratory

Data through Apr 28, 2021 verified as of Apr 29, 2021 at 09:25 AM

Data in this report are provisional and subject to change.

The numbers in the table below represent the number of Florida and non-Florida residents for whom test results were received by the Department of Health. A person can be tested by more than one laboratory and can have both positive and negative results. **Therefore, the sum of the numbers in each column will be larger than the total number of people tested.**

Reporting lab	Inconclusive	Negative	Positive	Percent positive	Total
WELLPATH			1	100%	1
MEDEXPRESS URGENT CARE - JACKSON		1			1
MEDEXPRESS URGENT CARE - PINE BLUFF S		1			1
WESLEY CHAPEL INTERNAL MEDICINE AND PEDIATRICS PA			1	100%	1
RADIANCE HEALTH RX		1			1
AUTUMN CARE OF STATESVILLE, LLC		1			1
ALTA BATES SUMMIT MEDICAL CENTER CLINICAL LAB			1	100%	1
TRIPLE O RESEARCH INSTITUTE PA			1	100%	1
CEPERO PEDIATRICS PA			1	100%	1
UF HEALTH EMERGENCY CENTER LABORATORY		1			1
THYROID SPECIALTY LABORATORY			1	100%	1
SPECTRUM LUDINGTON			1	100%	1
MEDEXPRESS URGENT CARE, LEBANON		1			1
NHC HEALTH CARE CENTER		1			1
HOLMES FAMILY PRACTICE PA			1	100%	1
CLINICAL CARE, INC			1	100%	1
CLARKSVILLE MANOR INC		1			1
FLORIDA EPIDEMIOLOGY PROGRAM			1	100%	1
UNIVERSITY OF MARYLAND PATHOLOGY ASSOCIATES			1	100%	1
Caldwell Care		1			1
WALGREENS #5130			1	100%	1
park avenue extended care		1			1
HIGH DESERT COURT GROUP HOME			1	100%	1
COLLINS NURSING HOME		1			1
Moab Regional Hospital			1	100%	1
FIRSTCARE MEDICAL CENTER			1	100%	1
ST JOSEPHS CHILDRENS HOSPITAL PEDI TRANSPORT			1	100%	1
NORTHSIDE PEDIATRICS & ADOLESCENT MEDI		1			1
CURA LABORATORY SERVICES			1	100%	1
MARTIN LUTHER KING RENAL INSTITUTE			1	100%	1
WEST VIRGINIA LABORATORIES			1	100%	1
SETON HILL UNIVERSITY		1			1
Courtenay Springs Village			1	100%	1
ADVANCE HEALTH AND WELLNESS SOLUTIONS			1	100%	1
TANNER MEDICAL CENTER VILLA RICA		1			1
BROWARD MEDICAL LAB			1	100%	1
SUN LABORATORY SERVICES,INC			1	100%	1
PIEDMONT QUICKCARE		1			1
GWINNETT MEDICAL CENTER			1	100%	1
BOCA RATON REGIONAL HOSPITAL		1			1
SCHUYLER HOSPITAL		1			1
ARIZONA STATE LABORATORY			1	100%	1
Kroger 968 - The Little Clinic Colerain Township		1			1
CONSOLIDATED			1	100%	1
Washington County Nursing H0me			1	100%	1
URGENT 202 COX CREEK PKWY		1			1
Pathways Nursing and Rehabilitation Center		1			1

# COVID-19: testing by laboratory

Data through Apr 28, 2021 verified as of Apr 29, 2021 at 09:25 AM

Data in this report are provisional and subject to change.

The numbers in the table below represent the number of Florida and non-Florida residents for whom test results were received by the Department of Health. A person can be tested by more than one laboratory and can have both positive and negative results. **Therefore, the sum of the numbers in each column will be larger than the total number of people tested.**

Reporting lab	Inconclusive	Negative	Positive	Percent positive	Total
WMG URGENT CARE WOODSTOCK			1	100%	1
ODYSSEY HEALTH CARE OF MARION COUNTY LLC		1			1
DEVLIN MANOR NURSING AND REHABILITATION		1			1
ARTESIAN HOME		1			1
PHYSICIANS URGENT CARE			1	100%	1
COASTAL PEDIATRICS LLC			1	100%	1
NEMOURS CHILDREN'S PRIMARY CARE			1	100%	1
BOND & STEELE CLINIC PA D/B/A		1			1
JOHN MANCHIN SR HEALTH CARE CENTER		1			1
5 STAR HOME HEALTH SERVICES INC		1			1
MID-FLORIDA PATHOLOGY LLC		1			1
CARSON NURSING AND REHABILITATION CENTER		1			1
BAPTIST HEALTH PRIMARY CARE AT CUTLER BAY			1	100%	1
HEALTH CARPENTER PLLC		1			1
FASTMED - LAKEWAY			1	100%	1
DR Q PEDIATRICS			1	100%	1
Dulles Health and Rehab Center		1			1
LRGHEALTHCARE		1			1
MIAMI NORTH DIALYSIS			1	100%	1
EMPATH HOME HEALTH LLC			1	100%	1
FRESENIUS MEDICAL CARE TRADTION			1	100%	1
SMA BEHAVIORAL HEALTH SERVICES INC		1			1
PHYSICIAN ASSOCIATES, LLC			1	100%	1
HEALTH CARE SERVICES LC			1	100%	1
Vista Park			1	100%	1
MARYLAND DEPARTMENT OF HEALTH AND MENTAL HYGIENE			1	100%	1
Manor Care Health Services- Wilmington			1	100%	1
INFANTS & CHILDREN PA			1	100%	1
MINUTE CLINIC DIAGNOSTIC MED GRP OF CA		1			1
WEST FLORIDA MEDICAL CENTER CLINIC			1	100%	1
HEALTH NETWORK LAB			1	100%	1
NOORANI MEDICAL CENTER LLC			1	100%	1
ERIE COUNTY EMERGENCY SERVICES DIV OF		1			1
MEDEXPRESS URGENT CARE-HAVERHILL		1			1
Summit Medical Group Morristown Oncology		1			1
HIGHLAND LABORATORY			1	100%	1
POUDRE VALLEY HOSPITAL			1	100%	1
YOUTH HEALTH CENTER OF HUNTINGTON		1			1
NORTHCREST PHYSICIAN SERVICES INC		1			1
NAVARRO MEDICAL CENTERS LLC			1	100%	1
MEMORIAL HERMANN SOUTHWEST HOSPITAL			1	100%	1
BMRHC HARRISON		1			1
QUALITY LAB			1	100%	1
ARLINGTON ADULT RESIDENTIAL FACILITY, INC			1	100%	1
MINUTECLINIC DIAGNOSTIC OF VIRGINIA, LLC #10088		1			1
Good Samaritan Society - Albion		1			1
EAST LANSING OPCO		1			1

# COVID-19: testing by laboratory

Data through Apr 28, 2021 verified as of Apr 29, 2021 at 09:25 AM

Data in this report are provisional and subject to change.

The numbers in the table below represent the number of Florida and non-Florida residents for whom test results were received by the Department of Health. A person can be tested by more than one laboratory and can have both positive and negative results. **Therefore, the sum of the numbers in each column will be larger than the total number of people tested.**

Reporting lab	Inconclusive	Negative	Positive	Percent positive	Total
MORGAN MEDICAL CENTER		1			1
VICTORIA PAIN AND REHABILITATION CENTER			1	100%	1
SOUTHERN OHIO MEDICAL CENTER			1	100%	1
Kroger 83 - The Little Clinic Rock Road		1			1
ALL AMERICAN FAMILY AND GERIATRIC CARE			1	100%	1
WEST COAST CLINICAL LABS INC			1	100%	1
FLORIDA HEART AND VASCULAR MULTISPECIALTY GROUP PA			1	100%	1
SANCHEZ CAZAU MEDICAL GROUP			1	100%	1
WESTOX LABS		1			1
WELLCARE URGENT CARE			1	100%	1
Robert J Dole VAMC		1			1
BAPTIST HEALTH PRIMARY CARE HOMESTEAD			1	100%	1
HHCS PHARMACY INC			1	100%	1
PUBLIX PHARMACY #0332		1			1
Avantara Lake Norden		1			1
SHARP CHULA VISTA MEDICAL CENTER			1	100%	1
SEGAL INSTITUTE FOR CLINICAL RESEARCH INC			1	100%	1
UNLIMITED MEDICAL SERVICES OF FL PL DBA		1			1
Churchman Village LLC		1			1
Grays Harbor Health and Rehabilitation		1			1
EAGLE COUNTY HEALTH AND HUMAN SERVICES			1	100%	1
EXPRESS CARE OF OCALA			1	100%	1
ADVANCED LABORATORY SERVICES			1	100%	1
Absolut Care of Gasport		1			1
Premier Estates of Dublin, LLC		1			1
Chateau Dville Rehab & Retirement		1			1
ST VINCENTS OUTPATIENT IMAGING		1			1
PANCARE HEALTH - BRUCE			1	100%	1
ADDINGTON PLACE EAST LAKE		1			1
SAINT FRANCIS HOSPITAL			1	100%	1
DOCTORS HOSPITAL OF LAREDO			1	100%	1
EMERY MEDICAL CENTER			1	100%	1
JUPITER MEDICAL GROUP			1	100%	1
ENT AND ALLERGY ASSOCIATES, LLP		1			1
Walgreens #3049		1			1
CVS KS8601POCT OVERLAND PARK			1	100%	1
ADVANCED MEDICAL LABORATORIES (AML)			1	100%	1
DPH OP LAB			1	100%	1
SARHA DOCTORS CENTER			1	100%	1
UNC HOSPITALS			1	100%	1
DOCTORS AFTER HOURS URGENT CARE CENTER			1	100%	1
DR JAMES D FORBES FAMILY CARE CENTER			1	100%	1
MOUNT DORA DIALYSIS			1	100%	1
Crowne Health Care of Eufaula		1			1
HEALTHCARE PARTNERS FAMILY MEDICINE LLC			1	100%	1
CHATEAU MADELEINE - SENIOR LIVING & MEMORY CARE			1	100%	1
PATIENT FIRST - HAMILTON		1			1

# COVID-19: testing by laboratory

Data through Apr 28, 2021 verified as of Apr 29, 2021 at 09:25 AM

Data in this report are provisional and subject to change.

The numbers in the table below represent the number of Florida and non-Florida residents for whom test results were received by the Department of Health. A person can be tested by more than one laboratory and can have both positive and negative results. **Therefore, the sum of the numbers in each column will be larger than the total number of people tested.**

Reporting lab	Inconclusive	Negative	Positive	Percent positive	Total
Central Alabama Veterans HCS - West Campus		1			1
EXPRESS LAB LIVINGSTON			1	100%	1
WALMART PHARMACY 10-4554		1			1
GENESIS HOME HEALTH CARE SERVICES OF			1	100%	1
EVENTIDE LUTHERAN HOME		1			1
CVS IL2297651CV JOLIET		1			1
MEMORIAL HOSPITAL LOS BANOS			1	100%	1
PINELLAS POINT NURSING AND REHAB CENTER			1	100%	1
Northern Nevada State Veterans Home		1			1
CHILDREN'S AT CHAMBLEE BROOKHAVEN URGE		1			1
JPS HEALTH CENTER AT TRUE WORTH PLACE			1	100%	1
WHEATON FRANCISCAN LABORATORY			1	100%	1
WELLSTREET CLAIRMONT		1			1
HEALTH & WELLNESS PROFESSIONALS INC			1	100%	1
HARDVARD VANGUARD MEDICAL ASSOCIATES - NEEDHAM			1	100%	1
EVANS FAMILY CARE PA			1	100%	1
KAISER PERMANENTE REGIONAL REFERENCE LABORATORY		1			1
Shelbyville Manor		1			1
NAVICENT HEALTH OCONEE, LLC		1			1
LIFE CARE CENTER OF HILTON HEAD		1			1
Crisp Regional Nursing and Rehab Center		1			1
MBMG OF WINTER HAVEN			1	100%	1
URGENT DOC -NACOGODOCHES CLINIC			1	100%	1
FAMILY PRACTICE OF CENTRAL FLORIDA PA			1	100%	1
CONVENIENT MD			1	100%	1
Pinnacle Health and Rehab at South Portland		1			1
PROGRESSIVE MEDICAL RESEARCH			1	100%	1
Bayou Vista Community Care Center			1	100%	1
HERNANDO COUNTY HEALTH DEPT			1	100%	1
CONSULATE HEALTH CARE OF VERO BEACH			1	100%	1
FLORIDA DIGESTIVE AND LIVER SPECIALISTS			1	100%	1
SOUTH FLORIDA EVALUATION AND TREATMENT		1			1
HALE KUPUNA HERITAGE HOME		1			1
HEALTHPLUS			1	100%	1
FRITZINGERTOWN SENIOR LIVING		1			1
PAUL C SCHWARTZ & MELVIN L WEIDMAN		1			1
SARASOTA MEMORIAL HEALTHCARE			1	100%	1
EXCEL URGENT CARE OF NJ			1	100%	1
MEDIPLUS CLINIC, INC			1	100%	1
ATMORE COMMUNITY HOSPITAL			1	100%	1
GARNET HEALTH DOCTORS		1			1
Jewish Home of Rochester		1			1
Kroger - KR062000426			1	100%	1
PATIENT FIRST - GARRISONVILLE			1	100%	1
REGIONAL MED CTR BAYONET POINT			1	100%	1
VERITAS GENETICS, INC.			1	100%	1
Accordius Health at Harrisonburg		1			1

# COVID-19: testing by laboratory

Data through Apr 28, 2021 verified as of Apr 29, 2021 at 09:25 AM

Data in this report are provisional and subject to change.

The numbers in the table below represent the number of Florida and non-Florida residents for whom test results were received by the Department of Health. A person can be tested by more than one laboratory and can have both positive and negative results. **Therefore, the sum of the numbers in each column will be larger than the total number of people tested.**

Reporting lab	Inconclusive	Negative	Positive	Percent positive	Total
CHC			1	100%	1
SEATTLE-KING COUNTY			1	100%	1
WASHINGTON SOLDIERS HOME AND COLONY		1			1
Trenton Health and Rehabilitation		1			1
CEDAR CREST HEALTH CENTER		1			1
SOUTHERN FAMILY HEALTH			1	100%	1
WESTON COUNTY HEALTH SERVICES			1	100%	1
Manor Care of Dallastown d/b/a ManorCare Health Services - Dallastown		1			1
BRANDON OUTREACH CLINIC			1	100%	1
PEDIATRIC ASSOCIATES OF JULINGTON CREEK			1	100%	1
ECHCS - Jewell Clinic		1			1
HIGHLANDS CLINICAL LABORATORY			1	100%	1
Greene Meadows Nursing and Rehabilitation Center		1			1
GOOD SHEPHERD HOSPICE INC			1	100%	1
WAKE FOREST MEDICAL CENTER LABORATORY			1	100%	1
PULSE MEDICAL DOCTOTS LLC			1	100%	1
SIGNATURE CARE MIDLAND			1	100%	1
ATLANTIS VISION CENTER			1	100%	1
CLAYTON NURSING AND REHABILITATION		1			1
Kroger 359 - The Little Clinic Bellevue		1			1
Melbourne Terrace Rehabilitation Center			1	100%	1
OXLEY PARK HEALTH & REHAB		1			1
BAYLOR SCOTT & WHITE ALL SAINTS MEDICAL CENTER FT			1	100%	1
AHC Dyersburg		1			1
CLEVELAND HEARTLAB			1	100%	1
GADSDEN FAMILY PRACTICE		1			1
BLESSINGS MEDICAL CLINIC, THE			1	100%	1
NABI		1			1
GAMMA HEALTHCARE, INC		1			1
ALBUQUERQUE INDIAN HEALTH CENTER		1			1
MOUNTAINVIEW URGENT CARE VALLEY		1			1
Davie Nursing & Rehabilitation Center		1			1
SC-GA2018 SIMPSONVILLE REHABILITATION		1			1
BOLLES SCHOOL, THE			1	100%	1
MD NOW MEDICAL CENTERS, INC			1	100%	1
CVS MA714OPOCT WESTPORT		1			1
Chesapeake Shores - Signature HealthCare LLC		1			1
IVY CREEK FAMILY CARE OF TROY			1	100%	1
PRIME CARE FAMILY MEDICINE			1	100%	1
Nemours Children's Clinic-Orla			1	100%	1
TAMPA FAMILY HEALTH CENTERS			1	100%	1
SAINT JOSEPHS HOSPITAL OF ATLANTA			1	100%	1
STAT EMERGENCY CENTER			1	100%	1
LACKAWANNA HEALTH AND REHAB CENTER		1			1
KENDALL PEDIATRICS PARTNERS LLC			1	100%	1
OUCH URGENT CARE			1	100%	1
SHANNON MEDICAL CENTER			1	100%	1

# COVID-19: testing by laboratory

Data through Apr 28, 2021 verified as of Apr 29, 2021 at 09:25 AM

Data in this report are provisional and subject to change.

The numbers in the table below represent the number of Florida and non-Florida residents for whom test results were received by the Department of Health. A person can be tested by more than one laboratory and can have both positive and negative results. **Therefore, the sum of the numbers in each column will be larger than the total number of people tested.**

Reporting lab	Inconclusive	Negative	Positive	Percent positive	Total
REDMOND REGIONAL MEDICAL CENTER			1	100%	1
Jenkins Living Center		1			1
THE INTERNAL MEDICAL GROUP		1			1
GENESIS MICROBIOLOGY LAB		1			1
SUNRISE/QUAY COUNTY HEALTH CLINIC		1			1
ADVENTHEALTH MEDICAL GROUP UROLOGY AT EAST ORLANDO		1			1
VALLEY HOSPITAL MEDICAL CENTER		1			1
INFINITY HOME CARE OF PORT CHARLOTTE, LLC			1	100%	1
FAU MEMORY & WELLNESS CENTER			1	100%	1
GENEVA FAMILY HEALTH			1	100%	1
TMH URGENT CARE CENTER			1	100%	1
BIODORON LABORATORIES			1	100%	1
BEACH CARE PLLC			1	100%	1
CHILDRENS DOCTOR OF TAMPA BAY, THE			1	100%	1
HUNTERS CREEK MEDICAL ASSOCIATES PA		1			1
FORT MYERS DIALYSIS		1			1
CARE CENTER OF LAKE PLACID			1	100%	1
JACKSON GENERAL HOSPITAL			1	100%	1
DOYLESTOWN HOSPITAL			1	100%	1
ISSAM ALBANNA MD PA			1	100%	1
MISSION REGIONAL MEDICAL CENTER			1	100%	1
San Antonio Residence and Rehabilitation Center		1			1
URGENTMED			1	100%	1
SISTERS MISSION			1	100%	1
DIGNITY HEALTH GOHEALTH		1			1
BEST CARE COMMUNITY AND FAMILY HEALTH CENTER INC			1	100%	1
CAREMOUNT MEDICAL PC		1			1
ROSLYN INTERNAL MEDICINE		1			1
COOSA VALLEY HEALTHCARE CENTER LLC		1			1
ALLEGANY COUNTY DEPARTMENT OF HEALTH		1			1
LAB TEST KENDALL LLC		1			1
HUDSON REGIONAL HOSPITAL			1	100%	1
SPORTS MEDICINE CLINIC - U OF WYOMING			1	100%	1
Life Care Center of Paradise Valley		1			1
Hillside Manor Rehabilitation and Extended Care Center		1			1
SHP WESTCHESTER LLC		1			1
VIRGINIA UROLOGY		1			1
AristaCare at Meadow Springs		1			1
CRESTHAVEN			1	100%	1
HALIFAX FAMILY HEALTH CENTER			1	100%	1
View Ridge Care Center		1			1
Brio of Johnston		1			1
CONEY ISLAND HOSP			1	100%	1
PROGRESSIVE URGENT CARE, PC			1	100%	1
LIFE CARE CENTER OF CLEVELAND		1			1
MID FLORIDA DERMATOLOGY ASSOCIATES PA			1	100%	1
Signature HealthCare of Bowling Green		1			1

# COVID-19: testing by laboratory

Data through Apr 28, 2021 verified as of Apr 29, 2021 at 09:25 AM

Data in this report are provisional and subject to change.

The numbers in the table below represent the number of Florida and non-Florida residents for whom test results were received by the Department of Health. A person can be tested by more than one laboratory and can have both positive and negative results. **Therefore, the sum of the numbers in each column will be larger than the total number of people tested.**

Reporting lab	Inconclusive	Negative	Positive	Percent positive	Total
Smg At Bridgewater Family Medicine		1			1
BRIDGEWAY CENTER INC			1	100%	1
LANGLADE			1	100%	1
HIBISCUS COURT			1	100%	1
PEDIATRIC PARTNERS ZEPHYRHILLS			1	100%	1
CMC MERCY LABORATORY			1	100%	1
MEDICAL ASSOCIATES OF CARTER		1			1
A.G. Rhodes		1			1
Arlington Care Center			1	100%	1
ST FRANCIS MEDICAL CENTER			1	100%	1
AVERA SACRED HEART HOSPITAL			1	100%	1
ADVENTHEALTH SENIOR CARE AT ORMOND			1	100%	1
MEDEXPRESS URGENT CARE - BENTONVILLE		1			1
ALTAMONTE SPRINGS WALK IN MED CENTER			1	100%	1
FIT4LIFE MEDICAL CENTER			1	100%	1
TAYLOR COUNTY HEALTH DEPARTMENT			1	100%	1
COURTLAND TERRACE		1			1
PLEASANT RIDGE MANOR WEST		1			1
ENCOMPASS HEALTH REHAB HOSP TOMS RIVER		1			1
VA Texas Valley Coastal Bend Harlingen HCC		1			1
CASA DE ORO CARE AND REHABILITATION CE		1			1
JOHN PETER SMITH HOSPITAL- OB TRIAGE			1	100%	1
SHERIDAN VAMC		1			1
SEVEN HILLS HEALTHCARE GROUP LLC DBA		1			1
LEE MEMORIAL HEALTH SYSTEMS HOME HEALTH		1			1
MEDEXPRESS URGENT CARE-BRENTWOOD		1			1
AURORA CONSOLIDATED LABORATORY			1	100%	1
Heritage of Red Cloud		1			1
Kroger 618 - The Little Clinic Trail Creek Village		1			1
WALGREENS #09456		1			1
MULTICARE PHYSICIANS			1	100%	1
MEMORIAL SATILLA HEALTH			1	100%	1
Kroger 705 - The Little Clinic Richmond		1			1
The Center at Centennial			1	100%	1
ASHLEY PEDIATRICS DAY & NIGHT CLINIC			1	100%	1
SMYTH COUNTY COMMUNITY HOSPITAL LABORATORY			1	100%	1
GALVESTON COUNTY HEALTH DISTRICT			1	100%	1
HEARTLAND NURSING & REHABILITATION		1			1
MONONGAHELA VALLEY HOSPITAL			1	100%	1
ADVANCE CARDIOVASCULAR IMAGING, INC			1	100%	1
MIAMI JEWISH DIALYSIS			1	100%	1
CHILDRENS AT NORTH POINT URGENT CARE L		1			1
JOHN H. STROGER, JR. HOSPITAL OF COOK COUNTY			1	100%	1
Medilodge of Kalamazoo		1			1
CVS OH3481POCT MARYSVILLE		1			1
APPLECARE URGENT CARE KINGSLAND			1	100%	1
Allen Health and Rehabilitation		1			1

# COVID-19: testing by laboratory

Data through Apr 28, 2021 verified as of Apr 29, 2021 at 09:25 AM

Data in this report are provisional and subject to change.

The numbers in the table below represent the number of Florida and non-Florida residents for whom test results were received by the Department of Health. A person can be tested by more than one laboratory and can have both positive and negative results. **Therefore, the sum of the numbers in each column will be larger than the total number of people tested.**

Reporting lab	Inconclusive	Negative	Positive	Percent positive	Total
PROGRESSIVE MEDICAL LAB LLC			1	100%	1
BROOKSVILLE REGIONAL HOSPITAL			1	100%	1
CLEVELAND CLINIC FLORIDA WAIVED			1	100%	1
NEW YORK STATE DEPARTMENT OF HEALTH			1	100%	1
Lodge Nursing & Rehab Center		1			1
PEDIATRIC ASSOCIATES - JACKSONVILLE			1	100%	1
MAINE HEALTH AND ENVIRONMENTAL TESTING LABORATORY			1	100%	1
Monument Health Custer Care Center		1			1
SARASOTA MEMORIAL HOSPITAL		1			1
CARENOW LAKE WORTH			1	100%	1
HAMILTON CI MAIN UNIT ANNEX/ WORK CAMP			1	100%	1
TRANSCEND PERFORMANCE AND LIFESTYLE INSTITUTE			1	100%	1
BREVARD COUNTY JAIL			1	100%	1
APPLECARE URGENT CARE			1	100%	1
SUNSHINE FAMILY & WELLNESS CENTER			1	100%	1
WALGREENS # 12338		1			1
WILLOW DALE WELLNESS VILLAGE APARTMENT		1			1
CARE ADVANTAGE			1	100%	1
MEDICAL UNIVERSITY OF SOUTH CAROLINA			1	100%	1
PARKVIEW MANOR NURSING HOME		1			1
Walgreens #10988		1			1
NEMOURS CHILDREN'S			1	100%	1
HAWKEYE CARE CENTER DUBUQUE		1			1
ST LUKES SURGICAL AT THE VILLAGES INC			1	100%	1
WARREN GENERAL HOSPITAL			1	100%	1
VITAL CARE			1	100%	1
CORPORATION OF AMERICA		1			1
ORMOND MEDICAL ARTS FAMILY PRACTICE PL			1	100%	1
TEXAS HEALTH HARRIS METHODIST HOSPITAL			1	100%	1
ENCOMPASS HEALTH REHABILITATION HOSPITAL OF UTAH		1			1
WYTHE CNTY COMMUNITY HOSP LABORATORY			1	100%	1
ELATION HEALTH		1			1
CARDIAC AND VASCULAR CONSULTANTS MD PA		1			1
HUNTSVILLE HOSPITAL			1	100%	1
MEA PRIMARY CARE PLUS BYRAM			1	100%	1
EH FARGO HOSPITAL LABORATORY			1	100%	1
CYPRESS CREEK DIALYSIS CTR			1	100%	1
MEDICAL CITY DENTON			1	100%	1
Southwest Louisiana Veterans Home			1	100%	1
Wedgewood Manor		1			1
CVS CA9751POCT AGOURA		1			1
ABRAKIDABRA KIDS CLINIC			1	100%	1
SELECT SPECIALTY HOSPITAL - ORLANDO SOUTH			1	100%	1
UNIVERSITY OF MIAMI - LENNAR CENTER			1	100%	1
FAMILY MEDICAL CENTER OF HOLLYWOOD PA			1	100%	1
KEY BISCAVNE PEDIATRIC ASSOCIATES INC			1	100%	1
REHABILITATION CENTER OF SOUTH GEORGIA		1			1

# COVID-19: testing by laboratory

Data through Apr 28, 2021 verified as of Apr 29, 2021 at 09:25 AM

Data in this report are provisional and subject to change.

The numbers in the table below represent the number of Florida and non-Florida residents for whom test results were received by the Department of Health. A person can be tested by more than one laboratory and can have both positive and negative results. **Therefore, the sum of the numbers in each column will be larger than the total number of people tested.**

Reporting lab	Inconclusive	Negative	Positive	Percent positive	Total
NORTH BREVARD CHILDRENS MEDICAL CENTER			1	100%	1
Freedom Pointe at The Villages			1	100%	1
SHAW MEDICAL GROUP LLC			1	100%	1
AMERICA'S ER SITE 002 LLC			1	100%	1
SILVERMAN			1	100%	1
Diversicare of Ripley		1			1
SWIFTCARE URGENT CARE, PLLC			1	100%	1
Miller Health Care Center			1	100%	1
HEALTH CLINIC,THE		1			1
SYNAPSE ANALYTICAL LABS		1			1
ALL PRO ORTHOPEDICS & SPORTS MEDICINE, PA			1	100%	1
ATHENS MEDICAL CENTER			1	100%	1
DORNOCH PLACE DEL PRADO		1			1
Kroger 588 - The Little Clinic Thompsons Station		1			1
EXACCARE KINGSTON, LLC			1	100%	1
LIFESTREAM BEHAVIORAL CENTER INC			1	100%	1
TMH PHYSICIAN PARTNERS QUINCY			1	100%	1
HEBER VALLEY HOSPITAL			1	100%	1
LOUISIANA STATE LAB			1	100%	1
CROWNPOINT HEALTHCARE FACILITY		1			1
American Fork Care Center dba Heritage Care Center		1			1
ROCKLEDGE HEALTH & REHABILITATION CENTER			1	100%	1
NEW RIVER HEALTH DISTRICT			1	100%	1
BISHOP KEARNEY		1			1
WESTEX URGENT CARE, PLLC			1	100%	1
BGB SUMMIT MEDICAL GROUP		1			1
DSL TENANT II LLC			1	100%	1
St. Catherine's manor of Findlay		1			1
KIOSK MEDICINE KENTUCKY LLC		1			1
MEDICAL EXAMINERS OFFICE, LEESBURG			1	100%	1
SOMA MEDICAL CENTER PA #4			1	100%	1
NIHCC			1	100%	1
WILMINGTON NURSING AND REHAB			1	100%	1
Avera Sr. James Care Center		1			1
CHATSWORTH ASSISTED LIVING COMMUNITY AT PGA NATIONAL			1	100%	1
BETHESDA ON TURKEY CREEK			1	100%	1
SAINT ALPHONSUS REGIONAL MEDICAL CENTER			1	100%	1
Ashland Place Health and Rehabilitation, LLC		1			1
HSRE-ASL CASSELBERRY TRS, LLC			1	100%	1
DOCTORS MEDICAL CENTER			1	100%	1
AUGUSTA HEALTH CLINICAL LABORATORY			1	100%	1
HOUSTON DEPARTMENT OF HEALTH AND HUMAN SERVICES			1	100%	1
HARDIN MEMORIAL HOSPITAL - HEARTLAND PATHOLOGY CONSULTANTS			1	100%	1
TITUSVILLE TOWERS ASSISTED LIVING		1			1
GATEWAY COMMUNITY SERVICES INC			1	100%	1
SUNSHINE URGENT CARE			1	100%	1
MAHONEY PEDIATRICS PA			1	100%	1

# COVID-19: testing by laboratory

Data through Apr 28, 2021 verified as of Apr 29, 2021 at 09:25 AM

Data in this report are provisional and subject to change.

The numbers in the table below represent the number of Florida and non-Florida residents for whom test results were received by the Department of Health. A person can be tested by more than one laboratory and can have both positive and negative results. **Therefore, the sum of the numbers in each column will be larger than the total number of people tested.**

Reporting lab	Inconclusive	Negative	Positive	Percent positive	Total
Waycross VA CBOC		1			1
NORWOOD HEALTH CENTER		1			1
Heartland of Pittsburgh PA, LLC		1			1
SUN CITY DIAGNOSTIC CENTER			1	100%	1
DEVITA		1			1
COLER REHABILITATION AND NURSING CARE		1			1
MINUTECLINIC DIAGNOSTIC OF TN PC #6437		1			1
Encompass Health Rehab Hosp Tinton Falls		1			1
CLEVELAND CLINIC OUTPATIENT LABORATORY			1	100%	1
Kroger - KRO03400316			1	100%	1
TILE PHARMACY		1			1
SAINT AGNES HOSPITAL			1	100%	1
WELLINGTON WEST 100176			1	100%	1
ELLICOTT CENTER FOR REHABILITATION AND		1			1
MEMORIALCARE LONG BEACH MEDICAL CENTER			1	100%	1
NULEASE MEDICAL SOLUTIONS			1	100%	1
EVERLYWELL DIAGNOSTICS			1	100%	1
Consulate Health Care of Tallahassee			1	100%	1
MYCLINIC, INC			1	100%	1
MEMORIAL HOSPITAL AT GULFPORT			1	100%	1
FLORIDA MEDICAL CLINIC PA GI			1	100%	1
SKYRIDGE CLINICAL ASSOCIATES		1			1
DOCTORS CARE – GREER		1			1
FLORIDA DEPARTMENT OF HEALTH PALM BEACH COUNTY			1	100%	1
NEMOURS CHILDREN'S PRIMARY CARE			1	100%	1
DORAL KIDNEY CENTER			1	100%	1
RYE BEACH PHARMACY INC		1			1
CVS MA634POCT KINGSTON			1	100%	1
WALKIN MEDICAL URGENT CARE,NEW CITY			1	100%	1
ROSE MEDICAL CENTER LAB			1	100%	1
CVS IL7142POCT LOCKPORT		1			1
WESTMINSTER COLLEGE		1			1
THE EMORY CLINIC			1	100%	1
KIDSVILLE PEDIATRICS III PA			1	100%	1
Altenheim Senior Living		1			1
INHEALTH LIFE SCIENCES LLC			1	100%	1
DAYTONA BEACH CENTRA CARE			1	100%	1
PROVIDENCE PORTLAND MEDICAL CENTER		1			1
Kroger 569 - The Little Clinic Gallatin		1			1
AVON PARK CLUSTER		1			1
SOUTH DADE NURSING & REHABILITATION CENTER□			1	100%	1
Walgreens #12153		1			1
ORMOND PEDIATRICS PA			1	100%	1
Kroger 779 - The Little Clinic Georgetown		1			1
RIO GRANDE REGIONAL HOSPITAL FAMILY PRACTICE CLINC			1	100%	1
PALMETTO CHARTER SCHOOL□		1			1
Juniper Village at Bucks County		1			1

# COVID-19: testing by laboratory

Data through Apr 28, 2021 verified as of Apr 29, 2021 at 09:25 AM

Data in this report are provisional and subject to change.

The numbers in the table below represent the number of Florida and non-Florida residents for whom test results were received by the Department of Health. A person can be tested by more than one laboratory and can have both positive and negative results. **Therefore, the sum of the numbers in each column will be larger than the total number of people tested.**

Reporting lab	Inconclusive	Negative	Positive	Percent positive	Total
Mountain City Care and Rehabilitation Center		1			1
MISSOURI DEPT. OF HEALTH			1	100%	1
Franciscan Convalescent Hospital		1			1
MEDCARE QUALITY MEDICAL CENTER LLC			1	100%	1
JEFFREY A HIRSCHFIELD, MD PA			1	100%	1
ELKHART GENERAL HOSPITAL			1	100%	1
NATIONAL GENETIC INSTITUTE			1	100%	1
MEDEXPRESS URGENT CARE - MT EPHRAIM		1			1
Parkside Manor		1			1
St. Anthonys Nursing and Rehab			1	100%	1
ADVENTHEALTH HOME CARE WATERMAN			1	100%	1
Orange City Nursing and Rehab Center			1	100%	1
UT HEALTH RIO GRANDE VALLEY PRIMARY CARE AT			1	100%	1
WELLMED AT LONGWOOD			1	100%	1
ELDERWOOD AT WAVERLY		1			1
MEMORIAL HERMANN OCCUPATIONAL HEALTH			1	100%	1
Good Shepherd Fairview Home, Inc.		1			1
YUMA REGIONAL MEDICAL CENTER			1	100%	1
CAH ACQUISITION COMPANY 11 LLC			1	100%	1
ABINGTON MEMORIAL HOSPITAL			1	100%	1
DAYTONA BEACH DIALYSIS			1	100%	1
AURORA HEALTH CARE METRO INC			1	100%	1
LONESTAR 24HRER MANAGEMENT LLC DBA LONESTAR 24HRER			1	100%	1
Piqua Manor		1			1
FAMILY MEDICAL CENTRE			1	100%	1
NATION'S BEST CARE HOME HEALTH			1	100%	1
WALGREENS #06025		1			1
SUNCOAST RESEARCH GROUP LLC			1	100%	1
LAURELS OF ATHENS, THE		1			1
Errera Community Care Center		1			1
HOLYCROSS URGENT CARE AND IMAGING CENTER		1			1
BEAUMONT HOSPITAL, GROSSE POINTE			1	100%	1
ADVANCED URGENT CARE PLLC		1			1
OHIOHEALTH URGENT CARE			1	100%	1
CLUB HEALTH AND REHABILITATION CENTER, THE		1			1
FAMILY PHYSICIANS OF WINTER PARK, INC			1	100%	1
NULL			1	100%	1
SHANDSCAIR FLIGHT PROGRAM			1	100%	1
PATIENT FIRST-GENERAL BOOTH			1	100%	1
MEDHELP			1	100%	1
LADY OF THE SEA HOSPITAL LAB			1	100%	1
Advanced Health Care of St. George		1			1
Central Park Healthcare & Rehabilitation Center		1			1
METROWEST MEDICAL CENTER - FRAMINGHAM			1	100%	1
Kingston of Ashland		1			1
ADVENTHEALTH DURAND			1	100%	1
SONNI'S PEDIATRICS			1	100%	1

# COVID-19: testing by laboratory

Data through Apr 28, 2021 verified as of Apr 29, 2021 at 09:25 AM

Data in this report are provisional and subject to change.

The numbers in the table below represent the number of Florida and non-Florida residents for whom test results were received by the Department of Health. A person can be tested by more than one laboratory and can have both positive and negative results. **Therefore, the sum of the numbers in each column will be larger than the total number of people tested.**

Reporting lab	Inconclusive	Negative	Positive	Percent positive	Total
FELD ENTERTAINMENT			1	100%	1
Redwood Springs Healthcare			1	100%	1
SEPULVEDA OUTPATIENT AND NURSING HOME CARE			1	100%	1
MEDEX CLINIC LLC			1	100%	1
Kroger 410 - The Little Clinic Trinity		1			1
WELLSTAR KENNESAW MEDICAL CENTER		1			1
GREYSTONE HOME HEALTH OF GREATER ORLANDO LLC		1			1
CAREATC - WISCONSIN PIPE-FITTERS			1	100%	1
TWIN			1	100%	1
MARQUETTE GENERAL HOSPITAL			1	100%	1
CVS AZ7855POCT TUCSON		1			1
CHIPLEY DIALYSIS			1	100%	1
BRITTNEY WHELIHAN IRWIN ARNP LLC			1	100%	1
SHARP GROSSMONT HOSPITAL LABORATORY			1	100%	1
HEALTH AND HOPE CLINIC INC			1	100%	1
BROOKDALE AVONDALE (BU 04360)			1	100%	1
CARESTAT HOSPICE SERVICES			1	100%	1
WMC HEALTH GROUP OF KISSIMMEE LLC			1	100%	1
CVS AZ3749POCT GOODYEAR		1			1
CARLTON SHORES HEALTH AND REHABILITATION CENTER			1	100%	1
ARNOLD PALMER HOSPITAL LAB POCT		1			1
TAMPA GENERAL MEDICAL GROUP LABORATORY HEALTHPARK			1	100%	1
Portsmouth Health and Rehab			1	100%	1
Kroger 519 - The Little Clinic Staples Mill Road		1			1
LABORATORY SERVICES SGHS - CAMDEN		1			1
JOSEPH REINA PHARMACY INC DBA JRX PHAR		1			1
HEART HOSPITAL OF LAFAYETTE: EMERGENCY ROOM			1	100%	1
Metairie Healthcare Center			1	100%	1
FOUNDCARE HEALTH			1	100%	1
MEDEXPRESS URGENT CARE - LINDEN		1			1
BASCOM PALMER-MICRO LAB			1	100%	1
WALGREENS #12624		1			1
Lakeview Care Center			1	100%	1
MONROE COUNTY PUBLIC HEALTH DEPARTMENT			1	100%	1
DIGNITY HEALING LLC			1	100%	1
Towne Manor East		1			1
Brynwood Health & Rehabilitation Center			1	100%	1
CYPRESS CREEK OUTPATIENT SURGICAL CTR, LLC			1	100%	1
NORTH SHORE HEMATOLOGY-ONCOLOGY ASSOCI		1			1
CARILION CLINIC LAB TESTING SITE-POSTAL		1			1
CENTRAL TX MEDICAL CENTER - LAB			1	100%	1
ROAN MOUNTAIN MEDICAL CENTER			1	100%	1
SHARON REGIONAL MEDICAL CENTER			1	100%	1
THE CHILDREN'S HOSPITAL OF PHILADELPHIA		1			1
ARISTACARE AT MANCHESTER		1			1
MINUTECLINIC DIAGNOSTIC OF NH, LLC (CL		1			1
Kroger 086 - The Little Clinic Broomfield-Sheridan		1			1

# COVID-19: testing by laboratory

Data through Apr 28, 2021 verified as of Apr 29, 2021 at 09:25 AM

Data in this report are provisional and subject to change.

The numbers in the table below represent the number of Florida and non-Florida residents for whom test results were received by the Department of Health. A person can be tested by more than one laboratory and can have both positive and negative results. **Therefore, the sum of the numbers in each column will be larger than the total number of people tested.**

Reporting lab	Inconclusive	Negative	Positive	Percent positive	Total
ELAN MANATEE			1	100%	1
MAYO MEDICAL LABORATORIES			1	100%	1
IMMY LABS			1	100%	1
LAKE WALES DIALYSIS CENTER			1	100%	1
CVS KS8573POCT OVERLAND PARK		1			1
SOMA MEDICAL CENTER PA #2 OAKLAND			1	100%	1
Village Crest Center for Health & Rehabilitation		1			1
RIVERVIEW HOSPITAL	1				1
URGENT CARE OF FORT LAUDERDALE INC			1	100%	1
PATHOLOGY ASSOCIATES			1	100%	1
BAPTIST MEDICAL PLAZA AT MIAMI LAKES DIAGNOSTICS			1	100%	1
Dugan Memorial Home		1			1
TITAN GENOMICS, LLC			1	100%	1
STAYING HEALTHY MEDICAL SERVICES			1	100%	1
HCL LABORATORIES			1	100%	1
FAMILY MEDICINE AT KISSIMMEE		1			1
CELEBRATION HOSPITAL			1	100%	1
Brookdale Richmond Place		1			1
ALPHA 1 ANTITRYPSIN RESEARCH PROGRAM			1	100%	1
GPI MEDICAL CENTER, INC			1	100%	1
CLEVELAND CLINIC FLORIDA LAB			1	100%	1
MOREHOUSE COLLEGE STUDENT HEALTH CENTE		1			1
Kroger 126 - The Little Clinic Cottonwood		1			1
Tremont Health & Rehabilitation Center		1			1
MACKINAC STRAITS LONG TERM CARE UNIT		1			1
CARESPOT - OCOEE			1	100%	1
TANGLEWOOD MANOR		1			1
FLORIDA DEPARTMENT OF HEALTH IN BROWARD COUNTY		1			1
CFCH - FROSTPROOF			1	100%	1
MARY WASHINGTON HOSPITAL HOME HEALTH AGENCY	1				1
Encompass Health Rehab Hosp Alexandria		1			1
ST JOHNS EPISCOPAL HOSPITAL SOUTH SHORE		1			1
CHESAPEAKE REGIONAL MEDICAL CENTER			1	100%	1
APPLECARE BRUNSWICK			1	100%	1
BEACHSIDE DETOX		1			1
GINKGO BIOWORKS INC (CONCENTRIC)		1			1
CAREATC - PALM HARBOR			1	100%	1
MANHATTAN COLLEGE HEALTH SERVICES		1			1
MERCY GENERAL HOSPITAL			1	100%	1
CRYSTAL RIVER FIRE DEPARTMENT			1	100%	1
RAMBAM URGENT CARE			1	100%	1
ST JOHN'S HOME CARE			1	100%	1
REDMOND URGENT CARE			1	100%	1
NF Escambia, LLC DBA Olive BranchHealth and Rehabilitaion Center			1	100%	1
REHABILITATION CENTER OF ALBUQUERQUE		1			1
UNIVERSITY OF MIAMI PRIMARY CARE SITE UMHC 3039			1	100%	1
CVS MI22230CV WAYNE COUNTY COMMUNITY COLLEGE			1	100%	1

# COVID-19: testing by laboratory

Data through Apr 28, 2021 verified as of Apr 29, 2021 at 09:25 AM

Data in this report are provisional and subject to change.

The numbers in the table below represent the number of Florida and non-Florida residents for whom test results were received by the Department of Health. A person can be tested by more than one laboratory and can have both positive and negative results. **Therefore, the sum of the numbers in each column will be larger than the total number of people tested.**

Reporting lab	Inconclusive	Negative	Positive	Percent positive	Total
ADVANCED CARDIOVASCULAR DIAGNOSTICS OF FL			1	100%	1
YOUR GOOD HEALTH MEDICAL GROUP PA			1	100%	1
ST LUKE LUTHERAN HOME		1			1
LABORATORIO BUENA SALUD			1	100%	1
Walgreens #19461		1			1
ATHENA PLASTIC SURGERY		1			1
Kroger 367 - The Little Clinic Walton		1			1
MEDICAL ASSOCIATES OF PINELLAS - LAB			1	100%	1
PATEL MINESH		1			1
WEST FLORIDA MEDICAL ASSOCIATES PA			1	100%	1
Life Care Center of Auburn		1			1
BUFFALO VAMC			1	100%	1
NHC HealthCare St. Charles		1			1
ROBERT TAYLOR COMMUNITY COMPLEX			1	100%	1
SAN ANTONIO DERMATOLOGY AND MEDICAL SPA			1	100%	1
MEDPOST URGENT CARE - CIBOLO			1	100%	1
JAMES A HENRY MD LLC			1	100%	1
PRACTITIONERS IN MOTION			1	100%	1
Victoria Manor		1			1
PINEVILLE PHARMACY			1	100%	1
DEPARTMENT OF HEALTH SERVICES			1	100%	1
LINCOLN COUNTY MEDICAL CENTER		1			1
BRIDGEWATER PARK ASSISTED LIVING LLC			1	100%	1
LITTLE COMPANY OF MARY HOSPITAL			1	100%	1
Erwin Health Care Center		1			1
PRINCIPLE DIAGNOSTICS LLC			1	100%	1
RAAZI CLINICAL LABORATORY LLC			1	100%	1
COOL KIDZ PEDIATRICS			1	100%	1
WALGREENS #07589		1			1
Garden View Care Center at Dougherty Ferry		1			1
LIFESPAN HEALTH - SELMER		1			1
CAREFIRST URGENT CARE - BEECHMONT			1	100%	1
KODIAK AREA NATIVE ASSOCIATION-KANA			1	100%	1
WALGREENS #04786		1			1
NORTH FLORIDA REGIONAL MEDICAL CENTER EMERGENCY			1	100%	1
KENNEDY BOULEVARD DIALYSIS			1	100%	1
WINDSOR MANOR			1	100%	1
PRIMARY CARE GROUP LLC		1			1
Encompass Health Rehab Hosp Harmarville		1			1
WILLOWBROOKE CT AT LIMA ESTATES		1			1
Shoreline Care Center			1	100%	1
CVS TX3702POCT KATY		1			1
CARENOW MIDTOWN			1	100%	1
Regency Square			1	100%	1
SACRED HEART HEALTH SYSTEM- MIDWIFE PROGRAM			1	100%	1
HALIFAX HEALTH PRIMARY CARE			1	100%	1
Strasburg Care Center		1			1

# COVID-19: testing by laboratory

Data through Apr 28, 2021 verified as of Apr 29, 2021 at 09:25 AM

Data in this report are provisional and subject to change.

The numbers in the table below represent the number of Florida and non-Florida residents for whom test results were received by the Department of Health. A person can be tested by more than one laboratory and can have both positive and negative results. **Therefore, the sum of the numbers in each column will be larger than the total number of people tested.**

Reporting lab	Inconclusive	Negative	Positive	Percent positive	Total
FLORIDA CLINICAL LABORATORY INC DBA			1	100%	1
PAMC MICRO LAB			1	100%	1
BOND COUNTY HEALTH DEPARTMENT			1	100%	1
DIMMIT REGIONAL HOSPITAL			1	100%	1
CARESPOT EXPRESS HEALTHCARE BOYNTON BEACH			1	100%	1
MINUTE CLINIC DIAGNOSTIC PA			1	100%	1
PEDIATRIC ASSOCIATES - MIAMI LAKES		1			1
STORMONT VAIL HOSPITAL			1	100%	1
Kroger 767 - The Little Clinic Beaumont		1			1
TITUSVILLE REHABILITATION AND NURSING CENTER		1			1
Long Beach Care Center			1	100%	1
WATERS EDGE ELEMENTARY SCHOOL			1	100%	1
WEST FLORIDA HOSPITAL LABORATORY			1	100%	1
PARK AVENUE MEDICAL PROFESSIONALS PC		1			1
WRIGHT PATTERSON AFB MEDICAL CENTER			1	100%	1
SALUDA NURSING CENTER		1			1
APS-SUMMIT CARE PHARMACY, LLC DBA OMNICARE		1			1
NORDX			1	100%	1
ENZO LABS INC			1	100%	1
MEADOWS PARK HEALTH AND REHABILITATION		1			1
GENERATIONS CENTER OF SPENCER		1			1
SOUTHWESTERN VERMONT MEDICAL CENTER			1	100%	1
NATICK URGENT CARE			1	100%	1
EAST COAST INSTITUTE FOR RESEARCH LLC			1	100%	1
BLACKBERRY CENTER, THE		1			1
HEALTH CHOICES, PLLC		1			1
ADVENT HEALTH MEDICAL GROUP AT PINELLAS PARK			1	100%	1
Kroger 907 - The Little Clinic Holland		1			1
SAN JOSE CLINIC		1			1
WATERTOWN URGENT CARE		1			1
BAYLOR SCOTT & WHITE MEDICAL SURGICAL CLINIC			1	100%	1
SJMC PHYSICIAN SERVICES			1	100%	1
WALGREENS #4086		1			1
FLAGLER MEDICAL ASSOCIATES PA			1	100%	1
Hillside Rehab and Care Center			1	100%	1
TAMPA HEALTH CARE PROVIDERS PA		1			1
SANTA MONICA CA-UCLA MC			1	100%	1
CLERMONT PEDIATRICS, PA			1	100%	1
PENSACOLA PATHOLOGY		1			1
FAIRVIEW SOUTHDALE			1	100%	1
COLOMBO'S PHARMACY		1			1
HARRIS URGENT CARE CENTER			1	100%	1
CHILDRENS SPECIALIST PEDIATRIC PULMMOLOGY &			1	100%	1
Bridgeway Care and Rehabilitation Center		1			1
FAMILY MEDICINE AT CELEBRATION		1			1
Kroger 347 - The Little Clinic Tates Creek		1			1
Dexter Health Care		1			1

# COVID-19: testing by laboratory

Data through Apr 28, 2021 verified as of Apr 29, 2021 at 09:25 AM

Data in this report are provisional and subject to change.

The numbers in the table below represent the number of Florida and non-Florida residents for whom test results were received by the Department of Health. A person can be tested by more than one laboratory and can have both positive and negative results. **Therefore, the sum of the numbers in each column will be larger than the total number of people tested.**

Reporting lab	Inconclusive	Negative	Positive	Percent positive	Total
FLAGLER CARE CENTER			1	100%	1
HARBOR OAKS GOLDEN YEARS			1	100%	1
SPEARE MEMORIAL HOSPITAL			1	100%	1
CARESOUTH HHA HOLDINGS OF VIRGINIA, LLC			1	100%	1
ABE'S GARDEN/PARK MANOR APARTMENTS		1			1
Springdale Village		1			1
BRUNSWICK HEALTH AND REHABILITATION CE		1			1
DR DAN C TRIGG MEMORIAL HOSPITAL		1			1
WINTER PARK MEMORIAL HOSPITAL LABORATORY		1			1
CVS AZ10529POCT SCOTTSDALE		1			1
KNAPP MEDICAL GROUP			1	100%	1
CAREAGE PLASTIC SURGERY			1	100%	1
Chatsworth Health Care		1			1
SHAH			1	100%	1
UNIVERSAL DIAGNOSTICS LABORATORIES			1	100%	1
CONWAY - SHERWOOD URGENT CARE			1	100%	1
LEXINGTON HOSPITAL CORPORATION			1	100%	1
DAVENPORT DIALYSIS CENTER		1			1
Belvoir Woods Health Care Center at The Fairfax		1			1
NORTHSIDE HOSPITAL GWINNETT		1			1
SOUTHWEST VIRGINIA COMMUNITY HEALTH SYSTEMS			1	100%	1
YOUR HEALTH PEDIATRICS			1	100%	1
TERRELL URGENT CARE			1	100%	1
INTEGRITY SPINE AND ORTHOPEDICS LLC			1	100%	1
ANDERSON REGIONAL MEDICAL CENTER			1	100%	1
APEX HOME HEALTHCARE			1	100%	1
USF PHYSICIANS GROUP			1	100%	1
DIVERSICARE OF BIG SPRINGS		1			1
ACCESS FAMILY CARE LLC			1	100%	1
THEDACARE FAMILY MEDICINE GATEWAY			1	100%	1
WEST PALM BEACH PHARMACEUTICALS LLC			1	100%	1
UW MEDICINE CHU LAB			1	100%	1
ASSISTED LIVING AT TREZEVANT		1			1
HUGH CHATHAM FAMILY MEDICINE INDEPENDENCE		1			1
Princeton Place			1	100%	1
NORTH SHORE HEMATOLOGY-ONCOLOGY ASSOCIATES PC		1			1
PREMIER FAMILY AND SPORTS MEDICINE LLC			1	100%	1
EXAC CARE CROSSVILLE		1			1
IMMEDIATE CARE MEDICAL CENTER			1	100%	1
DOMINION DIAGNOSTICS			1	100%	1
NORTH PALM CHIDRENS PHYSICIANS			1	100%	1
NFRC CLINICAL LAB			1	100%	1
EASTGENE LABORATORIES		1			1
JACKSBORO URGENT CARE			1	100%	1
Medilodge of Mt. Pleasant		1			1
PHI LIFE SCIENCES			1	100%	1
INFECTION CONTROL DEPT			1	100%	1

# COVID-19: testing by laboratory

Data through Apr 28, 2021 verified as of Apr 29, 2021 at 09:25 AM

Data in this report are provisional and subject to change.

The numbers in the table below represent the number of Florida and non-Florida residents for whom test results were received by the Department of Health. A person can be tested by more than one laboratory and can have both positive and negative results. **Therefore, the sum of the numbers in each column will be larger than the total number of people tested.**

Reporting lab	Inconclusive	Negative	Positive	Percent positive	Total
BIOMAT USA INC			1	100%	1
MEMORIAL HOSPITAL - BELLEVILLE			1	100%	1
Wexner Heritage House			1	100%	1
Wayne County Nursing Home		1			1
STEWART MEDICAL GROUP INC			1	100%	1
FLORIDA HOSPITAL ORMOND BEACH			1	100%	1
SAINT BARNABAS MEDICAL CENTER		1			1
ARGENTINE CARE CENTER		1			1
US PUBLIC HEALTH SERVICE HOSPITAL			1	100%	1
MOBILE MEDICAL CLINIC			1	100%	1
COVENANT HOSPITAL HOBBS D/B/A COVENANT		1			1
TCPA CLINICAL LABORATORIES			1	100%	1
AFTER HOURS CARE OF AMERICUS INCORPORA			1	100%	1
VA Tennessee Valley HCS-Nashville Campus			1	100%	1
FRANKLIN CBOC			1	100%	1
SANDPIPER CLUSTER		1			1
RINGLING HEALTH CENTER			1	100%	1
Mercy Manor Transition Center			1	100%	1
ACCESS TOTAL CARE - PORTLAND			1	100%	1
Florence Home		1			1
ROCK RAPIDS HEALTH CENTRE		1			1
PUBLIX PHARMACY # 1236			1	100%	1
MEDOR/ACC SYNCHRONY			1	100%	1
LIFELINK FOUNDATION INC D/B/A			1	100%	1
EVERGREEN NURSING HOME		1			1
HOSPITAL SISTERS HEALTH SYSTEM (HSHS)			1	100%	1
SUSAN F WILLIAMS MD PA			1	100%	1
VA COMMUNITY BASED CLINIC - LAKE CITY			1	100%	1
AUSTIN URGENT CARE			1	100%	1
SSC NASHVILLE OPERATING CO LLC D/B/A		1			1
PARKVIEW REGIONAL MEDICAL CENTER			1	100%	1
Imperial Healthcare Centre			1	100%	1
Oakland Nursing and Rehabilitation Center		1			1
HEALTHCARE FOR THE HOMELESS			1	100%	1
CSL PLASMA LAB			1	100%	1
CLEMENT MANOR HEALTH CENTER		1			1
PRIMARY AND URGENT CARE			1	100%	1
GEORGE WASHINGTON UNIVERSITY HOSPITAL			1	100%	1
VIVEX/UMTB BIOMEDICAL			1	100%	1
HEALTHCARE ASSOCIATES OF IRVING, LLP			1	100%	1
Kroger 682 - The Little Clinic New Holland Market			1	100%	1
SOUTHEASTERN HEALTH FACILITES, INC		1			1
APOLLO ADVANCED HOME HEALTH CORP			1	100%	1
SOUTHWEST ORLANDO FAMILY MEDICINE, PL			1	100%	1
NORTHWEST FLORIDA SPECIALTY PHYSICIANS LLC		1			1
PINNACLE DIALYSIS		1			1
CHILDREN'S MEMORIAL HOSPITAL			1	100%	1

# COVID-19: testing by laboratory

Data through Apr 28, 2021 verified as of Apr 29, 2021 at 09:25 AM

Data in this report are provisional and subject to change.

The numbers in the table below represent the number of Florida and non-Florida residents for whom test results were received by the Department of Health. A person can be tested by more than one laboratory and can have both positive and negative results. **Therefore, the sum of the numbers in each column will be larger than the total number of people tested.**

Reporting lab	Inconclusive	Negative	Positive	Percent positive	Total
OPTUM MEDICAL CLINIC IN ROCKRIMMON			1	100%	1
QUEST INC			1	100%	1
LOUIS STOKES CLEVELAND VA MEDICAL CENTER			1	100%	1
PRISMA HEALTH TUOMEY LABORATORY			1	100%	1
Niles Nursing and Rehab. Center		1			1
Walgreens #19992		1			1
MISSOURI DEPARTMENT OF HEALTH AND SENIOR SERVICES - STATE PH LAB		1			1
INTERNAL MEDICINE EMILIA MURRAY MD PA		1			1
XSTREMEMD			1	100%	1
MERITUS MEDICAL CENTER			1	100%	1
RIVERSIDE PEDIATRIC GROUP, INC		1			1
SOUTHEASTERN INTEGRATED MEDICAL PL			1	100%	1
Excel Care Center			1	100%	1
LEE MEMORIAL HOSPITAL OUTPATIENT SURGERY CENTER			1	100%	1
Kroger 532 - The Little Clinic Murfreesboro		1			1
ADVANCE MD CARE			1	100%	1
BEAUMONT REFERENCE LABORATORY			1	100%	1
Ravenwood Speciality Care		1			1
PROGENESIS INC			1	100%	1
RESIDENCES AT MIAMI / REIGN GARDENS LLC, THE			1	100%	1
Indianspring of Oakley		1			1
SUMMERFIELD PAIN MANAGEMENT			1	100%	1
PHYSICIANS ASSOCIATES PA			1	100%	1
Manassas Health & Rehab			1	100%	1
BRETON REHABILITATION & LIVING CENTRE		1			1
CVS AZ4795POCT MESA		1			1
Kroger - KR070300083			1	100%	1
SUPREME MEDICAL GROUP PLLC			1	100%	1
WELLMED AT LINEBAUGH AVE			1	100%	1
HERITAGE HEALTHCARE CENTER AT TALLAHASSEE			1	100%	1
CVS TN6394POCT BRENTWOOD		1			1
PHYSICIANS LAB INC			1	100%	1
ALL CHILDRENS PEDIATRIC CLINIC			1	100%	1
ASSOCIATESMD			1	100%	1
Seal Rock Healthcare		1			1
WESTCHESTER MEDICAL CENTER ADVANCED		1			1
UMASS MEMORIAL/MARLBORO HOSPITAL			1	100%	1
BROOKDALE FORT WALTON BEACH			1	100%	1
OCEAN PEDIATRIC CARE			1	100%	1
KIDZ FAMILY CARE			1	100%	1
SAINT JOSEPH'S HOSPITAL AND MEDICAL CENTER		1			1
BROOKS REHAB			1	100%	1
MEMORIAL HERMANN MEDICAL GROUP-ATASCOCITA PEDS			1	100%	1
PALMETTO LANDING			1	100%	1
HAYS CLINICAL LAB			1	100%	1
BATESVILLE - SHERWOOD URGENT CARE			1	100%	1
WINTER GARDEN CHILDREN'S HEALTH CENTERS			1	100%	1

# COVID-19: testing by laboratory

Data through Apr 28, 2021 verified as of Apr 29, 2021 at 09:25 AM

Data in this report are provisional and subject to change.

The numbers in the table below represent the number of Florida and non-Florida residents for whom test results were received by the Department of Health. A person can be tested by more than one laboratory and can have both positive and negative results. **Therefore, the sum of the numbers in each column will be larger than the total number of people tested.**

Reporting lab	Inconclusive	Negative	Positive	Percent positive	Total
Woodstock Nursing and Rehabilitation Center		1			1
SONORAN DESERT PATHOLOGY			1	100%	1
NORTH COUNTY MEDICAL LAB			1	100%	1
NORTH BROWARD MEDICAL CENTER			1	100%	1
CENTRAL FLA PEDIATIC URGENT CARE LLC		1			1
GATEWAY HEALTHCARE, PC			1	100%	1
KROGER 915 - THE LITTLE CLINIC ANDERSON			1	100%	1
ADVENTHEALTH MEDICAL GROUP PEDIATRICS DIABETES &			1	100%	1
AESTHETIC PHYSICIANS PC			1	100%	1
COVENANT HEALTH		1			1
Rosa Coplon Jewish Home and Infirmary		1			1
NOVANT HEALTH PRINCE WILLIAM WELLNESS CENTER			1	100%	1
HEALTHALLIANCE HOSPITAL LABORATORY		1			1
LANGLEY DIALYSIS			1	100%	1
ACCESS MEDICAL GROUP OF TAMPA INC			1	100%	1
BAPTIST HOSPITAL FAMILY MEDICINE &			1	100%	1
Kroger 016 - The Little Clinic Centennial		1			1
WORKFORCE HEALTH DEPARTMENT			1	100%	1
GENESIS HEALTH SYSTEM			1	100%	1
FIVE STAR PREMIER RESIDENCES OF POMPANO BEACH			1	100%	1
MEDICAL LIFE-INC GUIDEWELL EMERGENCY MEDICINE			1	100%	1
MID FLORIDA COMMUNITY SERVICES			1	100%	1
MCR HEALTH MEDICAL EXPRESS			1	100%	1
CONNECTICUT PEDIATRICS @ CHC		1			1
MEDICAL CITY NORTH HILLS			1	100%	1
SOLARIS HEALTHCARE PLANT CITY		1			1
LUTHERAN HOSPITAL OF INDIANA			1	100%	1
APC HEALTH LLC			1	100%	1
MOBILE MEDICAL UNIT- SAINT JOSEPH REG		1			1
Remarkable Healthcare Dallas			1	100%	1
WEST PENSACOLA DIALYSIS CENTER			1	100%	1
BAPTIST HOSPITAL EAST			1	100%	1
bishop rehabilitation and nursing center		1			1
VA Central Western Massachusetts HCS		1			1
FIRST CARE WALK IN CLINIC LLC			1	100%	1
NEXTCARE NIFONG			1	100%	1
AFFILIATED LABORATORIES INC			1	100%	1
MARTIN MEM FAMILY CARE AT ST LUCIE W			1	100%	1
PALMS WEST SURGICENTER		1			1
ADVENT HEALTH MEDICAL GROUP MULTISPECIALTY			1	100%	1
ST MICHAEL'S ELITE MEDICAL HOSPITAL			1	100%	1
NICKLAUS CHILDREN'S DORAL OUTPATIENT CENTER			1	100%	1
SOUTHWEST FLORIDA DIVISION LAB			1	100%	1
MEMORIAL URGENT CARE CENTER -			1	100%	1
Wildwood Healthcare		1			1
CHI ST VINCENT LITTLE ROCK DIAGNOSTIC CLINIC			1	100%	1
BIOMAT ORLANDO		1			1

# COVID-19: testing by laboratory

Data through Apr 28, 2021 verified as of Apr 29, 2021 at 09:25 AM

Data in this report are provisional and subject to change.

The numbers in the table below represent the number of Florida and non-Florida residents for whom test results were received by the Department of Health. A person can be tested by more than one laboratory and can have both positive and negative results. **Therefore, the sum of the numbers in each column will be larger than the total number of people tested.**

Reporting lab	Inconclusive	Negative	Positive	Percent positive	Total
SC-GA2018 THE RIDGE REHABILITATION & H		1			1
ARTIS SENIOR LIVING OF DAVIE, LLC		1			1
LOGAN COUNTY HOSPITAL			1	100%	1
EUROFINS PHOENIX			1	100%	1
Avista Nursing and Rehab			1	100%	1
WESTMORELAND REGIONAL HOSPITAL			1	100%	1
HEALTH PARTNERS LLC		1			1
FOUNDATION LABORATORY			1	100%	1
CAPSTONE REHABILITATION AND HEALTHCARE		1			1
ADVANCED RESEARCH INSTITUTE			1	100%	1
VANAJA SUREDDI MD PA			1	100%	1
Kroger 353 - The Little Clinic Harpers Point		1			1
Rio Grande City Nursing and Rehab Center			1	100%	1
ADVENTHEALTH PHYSICIAN GROUP - APPLEWOOD			1	100%	1
Lutheran Community at Telford		1			1
HEALTH ALLIANCE			1	100%	1
KID FIXERS		1			1
SUMMIT DETOX INC			1	100%	1
LABWORKS LLC			1	100%	1
CONCENTRA - LEESBURG		1			1
CVS SC7012POCT BALLENTINE			1	100%	1
LP Marietta II, LLC		1			1
CITRONELLE HEALTH AND REHABILITATION CENTER		1			1
ALLIANCE LABORATORY SERVICES			1	100%	1
GABRIELA GOLDSTEIN MD PA			1	100%	1
SANFORD LABORATORY BISMARCK			1	100%	1
VETERANS AFFAIRS MEDICAL CENTER - EAST ORANGE			1	100%	1
CVS NV9586POCT RENO		1			1
ELLIS HOSPITAL URGENT CARE CENTER LAB		1			1
SUTTER GOULD MEDICAL FOUNDATION			1	100%	1
CATHEDRAL GERONTOLOGY CENTER DBA CATHEDRAL CARES			1	100%	1
LCMC LAB SUBSECTION		1			1
DISCOVERY AT HOME, LLC			1	100%	1
CHILDREN'S AT SATELLITE BOULEVARD URGE		1			1
MEDEXPRESS URGENT CARE - HAMILTON SQUA		1			1
CARESPOT - LEE VISTA			1	100%	1
LAKE COMMUNITY ACTION AGENCY		1			1
GEORGETOWN URGENT CARE			1	100%	1
ADVOCATE GOOD SAMARITAN			1	100%	1
PERRY COUNTY NURSING HOME		1			1
ROSEN MEDICAL CENTER AT ROSEN COLLEGE CAMPUS			1	100%	1
PUBLIX PHARMACY #1114			1	100%	1
Kroger 523 - The Little Clinic Dickson			1	100%	1
BAPTIST HEALTH FLOYD			1	100%	1
ENT & ALLERGY ASSOCIATES, LLP - SLEEPY HOLLOW (ABBOTT)		1			1
ORMOND BEACH DIALYSIS			1	100%	1
UPMC NORTHWEST HOSPITAL			1	100%	1

# COVID-19: testing by laboratory

Data through Apr 28, 2021 verified as of Apr 29, 2021 at 09:25 AM

Data in this report are provisional and subject to change.

The numbers in the table below represent the number of Florida and non-Florida residents for whom test results were received by the Department of Health. A person can be tested by more than one laboratory and can have both positive and negative results. **Therefore, the sum of the numbers in each column will be larger than the total number of people tested.**

Reporting lab	Inconclusive	Negative	Positive	Percent positive	Total
Biopharmaceutics Laboratory Section		1			1
FAST AID URGENT CARE			1	100%	1
TEXAS HEALTH ARLINGTON MEMORIAL HOSPITAL			1	100%	1
OMAHA VA MEDICAL CENTER			1	100%	1
PEDRO MENENDEZ HEALTH CENTER AT ST JOHNS			1	100%	1
FALKVILLE HEALTHCARE		1			1
MADISON REHABILITATION HOSPITAL		1			1
KATHY L ANDERSON DO PA			1	100%	1
TEXAS HEALTH ARLINGTON MEMORIAL		1			1
IVAN, MAYA			1	100%	1
OMC PRIMARY CARE - HOSPITAL CAMPUS			1	100%	1
Hearthstone Nursing and Rehabilitation Center		1			1
HENRICO DOCTOR'S LABORATORY			1	100%	1
ACUTE AND COMMUNICABLE DISEASE PREVENTION			1	100%	1
Good Samaritan Society - Mountian Lake		1			1
BAPTIST ASI			1	100%	1
SOUTH SEMINOLE HOSPITAL POCT			1	100%	1
The Jordan Center		1			1
LABORATORIO MEDICO CENTRAL CONDOMINO MD			1	100%	1
Fairhope		1			1
RESOURCE PATH LLC			1	100%	1
CHRISTUS GOOD SHEPHERD MEDICAL CENTER			1	100%	1
Integrity Healthcare of Carbondale			1	100%	1
TENNOVA HEALTHCARE - CLEVELAND			1	100%	1
MANCHESTER COMMONS		1			1
ST. LUKE'S HOSPITAL			1	100%	1
SANTA MONICA FERTILITY			1	100%	1
FAMILY & INTERNAL MEDICINE CENTER		1			1
DESERT ROSE FL LLC		1			1
LAKEVIEW REGIONAL HOSPITAL			1	100%	1
FHPG INTERNAL MEDICINE OF BRANDON			1	100%	1
MEDICAL SPECIALISTS OF THE PALM BEACHES INC			1	100%	1
ALLIANCE MD DIRECT PRIMARY CARE			1	100%	1
CONCIERGE INTERNAL MEDICINE ASSOCIATES			1	100%	1
PREMIER MEDICAL CLINIC		1			1
LAKE VISTA DIALYSIS			1	100%	1
NEW HANOVER REGIONAL MEDICAL CENTER			1	100%	1
HEALTH PLUS SUNRISE MEDICAL OFFICE			1	100%	1
LOVELACE WOMEN'S HOSPITAL		1			1
C V S / PHARMACY #833		1			1
UF HEALTH FAMILY MEDICINE-GOODBYS CREEK			1	100%	1
STONESPRINGS HOSPITAL CENTER			1	100%	1
NORTH MIAMI BEACH SURGICAL CENTER			1	100%	1
WEST VIRGINIA UNIVERSITY HOSPITALS			1	100%	1
CARENOW URGENT CARE-MURFREESBORO			1	100%	1
RCP OF MEMORIAL WEST			1	100%	1
Kroger 909 - The Little Clinic Hamilton			1	100%	1

# COVID-19: testing by laboratory

Data through Apr 28, 2021 verified as of Apr 29, 2021 at 09:25 AM

Data in this report are provisional and subject to change.

The numbers in the table below represent the number of Florida and non-Florida residents for whom test results were received by the Department of Health. A person can be tested by more than one laboratory and can have both positive and negative results. **Therefore, the sum of the numbers in each column will be larger than the total number of people tested.**

Reporting lab	Inconclusive	Negative	Positive	Percent positive	Total
PATHOLOGYT & LAB MEDICINE SERVICES			1	100%	1
LAKE MARY DIALYSIS			1	100%	1
Heartland Health Care Center Jacksonville			1	100%	1
EVEXIA DIAGNOSTICS			1	100%	1
Elderwood at Lancaster		1			1
JOHN D. ARCHBOLD MEMORIAL HOSPITAL			1	100%	1
MADISON AT OVIEDO			1	100%	1
PALM COAST DRAW STATION/AMERICAN HEALTH ASSOCIATES		1			1
Villages of St.Peters		1			1
Royal Palm Beach Health and Rehab Center			1	100%	1
SAINT LEO UNIVERSITY INCORPORATED			1	100%	1
CHI MEMORIAL HOSPITAL CHATTANOOGA			1	100%	1
MANHATTAN EYE EAR AND THROAT HOSPITAL		1			1
COSTAMED GRUPO MEDICO			1	100%	1
BLACK SHEEP MEDICAL			1	100%	1
Port Orange Nursing And Rehab Center			1	100%	1
MEMORIAL HERMANN KATY HOSPITAL			1	100%	1
777 URGENT CARE			1	100%	1
PALM BEACH COUNTY HEALTH DEPT.			1	100%	1
WALGREEN#12147		1			1
MORGAN STANELY HEALTH CENTER		1			1
OASIS FAMILY RESORT IN THE SPRINGS LLC		1			1
LEHIGH REGIONAL WOUND CENTER			1	100%	1
PROVIDENCE ST PETER HOSPITAL		1			1
UNIVERSITY OF NORTH CAROLINA HOSPITALS			1	100%	1
FAST TEST NOW		1			1
MED FIRST IMMEDIATE CARE AND FAMILY PRACTICE			1	100%	1
Walgreens #9620		1			1
MERCY HOME		1			1
RIVERSIDE REGIONAL MED CENTER			1	100%	1
BOYKIN		1			1
LUMICO LIFE INSURANCE COMPANY		1			1
BAPTIST HEALTH ASI			1	100%	1
ORCHARD PARK HEALTH CARE AND REHABILITATION CENTER		1			1
Encompass Health Rehab Hosp Salisbury		1			1
Canandaigua VAMC		1			1
LINK PHARMACY LLC		1			1
PHYSICIANS IMMEDIATE CARE			1	100%	1
BAY AREA HOSPITAL LAB & HST		1			1
PHOENIX PROGRAMS OF FLORIDA INC		1			1
THOMAS HOSPITAL			1	100%	1
RIDGE OPTUM FLORIDA			1	100%	1
ESOTERIC LAB			1	100%	1
WALGREENS #10854		1			1
CHC SOUTHWEST FLORIDA LAB-LIVE			1	100%	1
CLEVELAND CLINIC AKRON GENERAL			1	100%	1
Kroger 57 - The Little Clinic Jay C Charlestown		1			1

# COVID-19: testing by laboratory

Data through Apr 28, 2021 verified as of Apr 29, 2021 at 09:25 AM

Data in this report are provisional and subject to change.

The numbers in the table below represent the number of Florida and non-Florida residents for whom test results were received by the Department of Health. A person can be tested by more than one laboratory and can have both positive and negative results. **Therefore, the sum of the numbers in each column will be larger than the total number of people tested.**

Reporting lab	Inconclusive	Negative	Positive	Percent positive	Total
HYDE PARK MEDICAL CENTER		1			1
POMPANO BEACH ARTIFICIAL KIDNEY CENTER			1	100%	1
SC-GA2018 MCCORMICK REHAB & HEALTHCARE		1			1
Kroger 825 - The Little Clinic Dorothy Lane		1			1
UNITYPOINT HEALTH TRINITY			1	100%	1
Linley Park Rehabilitation & Healthcare Center		1			1
Vi at Aventura		1			1
Kroger 447 - The Little Clinic Lebanon		1			1
KINGMAN REGIONAL MEDICAL CENTER			1	100%	1
			1	100%	1
Kroger 541 - The Little Clinic Long Hollow Pike		1			1
BROOKSVILLE REGIONAL HOSP PATIENT CARE SERVICES			1	100%	1
CDPH K-12 SCHOOL LABORATORIES (HILLSBOROUGH CITY SCHOOL DISTRICT)			1	100%	1
Brattleboro Crossings LLC dba Pine Heights at Brattleboro		1			1
West Bay of Tampa Center			1	100%	1
OAKVIEW INC		1			1
VALUE DRUG STORES INC		1			1
AML DIAGNOSTICS- ADV TESTING IN METABOLIC MEDICINE			1	100%	1
COLUMBUS REGIONAL HOSPITAL			1	100%	1
ICARE		1			1
SLIDELL MEMORIAL HOSPITAL			1	100%	1
BLOOMINGDALE MEDICAL ASSOC			1	100%	1
NEW YORK PRESBYTERIAN HOSPITAL			1	100%	1
BUREAU COUNTY HEALTH DEPT			1	100%	1
STAMFORD HOSPITAL			1	100%	1
Walgreens #17445		1			1
QUICKCARE HEALTH, INC			1	100%	1
CHI ST. LUKE'S HEALTH BCM MEDICAL CENTER			1	100%	1
VERMONT DEPT OF HEALTH LABORATORY			1	100%	1
Eddy Memorial Geriatric Center		1			1
ELEMENTS PHARMACY			1	100%	1
MARION GENERAL HOSPITAL			1	100%	1
MEDLABS OF FLORIDA LLC D/B/A MEDLABS DIAGNOSTICS		1			1
ManorCare Yeadon		1			1
SIGNATURE CARE COLLEGE STATION			1	100%	1
BROOKDALE FORT MYERS LAKES PARK			1	100%	1
MODERN URGENT CARE			1	100%	1
Waddell Nursing & Rehab Center		1			1
CHILTON MEDICAL CENTER		1			1
CLIFTON SPRINGS		1			1
QUINCY DIALYSIS			1	100%	1
NORTH FLORIDA CHILD DEVELOPMENT, INC			1	100%	1
Brookdale Southside			1	100%	1
CVS MA1875POCT ASHLAND			1	100%	1
HOSPITALS OF PROVIDENCE TRANSMOUNTAIN CAMPUS, THE			1	100%	1
CARE STATION MEDICAL GROUP		1			1
Longwood Community Living Center		1			1

# COVID-19: testing by laboratory

Data through Apr 28, 2021 verified as of Apr 29, 2021 at 09:25 AM

Data in this report are provisional and subject to change.

The numbers in the table below represent the number of Florida and non-Florida residents for whom test results were received by the Department of Health. A person can be tested by more than one laboratory and can have both positive and negative results. **Therefore, the sum of the numbers in each column will be larger than the total number of people tested.**

Reporting lab	Inconclusive	Negative	Positive	Percent positive	Total
Keller Landing Center		1			1
Kroger 682 - The Little Clinic Combs and Gantzel		1			1
EILEEN TURBESSI MD PA		1			1
WY RETIREMENT CENTER		1			1
MARTIN MEMORIAL MEDICENTER			1	100%	1
B2 URGENT CARE			1	100%	1
BRIAN C GRINER MD LLC			1	100%	1
GOLDING-GRANADO MEDICAL ASSOCIATES		1			1
HONEY BROOK MED INVESTORS LTD/DBA		1			1
MINUTE CLINIC DIAGNOSTICS OF IN, LLC #6252		1			1
FLORHAM PARK ENDOSCOPY CENTER		1			1
CONVENIENT URGENT CARE			1	100%	1
HEALTH FIRST HOME CARE		1			1
Waters of Covington		1			1
CLINICAL PATHOLOGY LABORATORIES SOUTHEAST INC			1	100%	1
SPECIALTY MOLECULAR - DENVER			1	100%	1
ACCESS TOTAL CARE			1	100%	1
LIFECARE MEDICAL CENTER			1	100%	1
PROVIDENCE ST. PATRICK HOSPITAL			1	100%	1
SUMMERLIN MEDICAL CENTRE			1	100%	1
MEDCARE-GARNERS FERRY			1	100%	1
Kroger 531 - The Little Clinic Waterville		1			1
WORKCARE, INC GLOBALFOUNDRIES			1	100%	1
PUBLIX PHARMACY #1122		1			1
BETHESDA HEALTH PHYSICIANS GROUP		1			1
PEDIATRIC URGENT CARE CENTR OF FORT WORTH-LA GRAN			1	100%	1
EDWARD HOSPITAL			1	100%	1
NEMOUR'S CHILDREN'S CLINIC			1	100%	1
CVS AZ9273POCT TUCSON			1	100%	1
CARESPOT - MIAMI GARDENS			1	100%	1
MEDEXPRESS URGENT CARE - PATRICK STREE			1	100%	1
FLORIDA FAMILY LABORATORY		1			1
Crowne Health Care of Thomasville		1			1
COMMUNITY MEDICAL CARE			1	100%	1
CASS LAKE PHS INDIAN HOSPITAL		1			1
FRESENIUS KIDNEY CARE OCALA			1	100%	1
PM PEDIATRICS OF VIRGINIA			1	100%	1
SCRIPTS PLUS INC DBA THE MEDICINE SHOP		1			1
FOUR FREEDOMS DIALYSIS			1	100%	1
PERFECT HEALTH URGENT CARE AND MEDICAL		1			1
UNITED HEALTHCARE			1	100%	1
Mayfair Village Nursing Care Center		1			1
Perham Living			1	100%	1
LONG ISLAND MINIMALLY INVASIVE SURGERY		1			1
Kroger 929 - The Little Clinic Corryville		1			1
LANTANA HC LAB			1	100%	1
RESTORE MEDICAL PARTNERS PLLC			1	100%	1

# COVID-19: testing by laboratory

Data through Apr 28, 2021 verified as of Apr 29, 2021 at 09:25 AM

Data in this report are provisional and subject to change.

The numbers in the table below represent the number of Florida and non-Florida residents for whom test results were received by the Department of Health. A person can be tested by more than one laboratory and can have both positive and negative results. **Therefore, the sum of the numbers in each column will be larger than the total number of people tested.**

Reporting lab	Inconclusive	Negative	Positive	Percent positive	Total
HAVASU REGIONAL MEDICAL CENTER			1	100%	1
MEDEXPRESS NORTHSIDE			1	100%	1
SHRIVERS PHARMACY AND WELLNESS CENTER			1	100%	1
BRUSHY CREEK FAMILY HOSPITAL			1	100%	1
WVU MEDICINE - WESTON			1	100%	1
LEE HEALTH KIDS URGENT CARE		1			1
MINNESOTA HERITAGE HOUSE		1			1
AIRPORT MEDICAL SOLUTIONS ORLANDO			1	100%	1
DR. K PEDIATRICS			1	100%	1
Kroger 395 - The Little Clinic Blanchester		1			1
DUKE UNIVERSITY MEDICAL CENTER			1	100%	1
SUPERKIDS PEDIATRICS			1	100%	1
Kroger 805 - The Little Clinic Lewis Center		1			1
NEW ERA HEALTH CENTER INC		1			1
KISSIMMEE HOME TRAINING		1			1
SIGNATURE HEALTHCARE OF BUCKHEAD		1			1
UHS BINGHAMTON GENERAL			1	100%	1
AHUJA MEDICAL CENTER			1	100%	1
Mission Arch Center		1			1
TRAVIS LEE THOMPSON MD			1	100%	1
PARK AVENUE DERMATOLOGY NORTH			1	100%	1
BAXTER REGIONAL MEDICAL CENTER			1	100%	1
HOWELL BRANCH COURT			1	100%	1
WAYCROSS INTRTNAL MEDICINE			1	100%	1
Friendship Manor Inc.		1			1
PARTNERS IN PRIMARY CARE		1			1
Vibrallife of El Paso Rehabilitation Center			1	100%	1
Quince Nursing and Rehabilitation Center		1			1
VIP FAMILY PRACTICE			1	100%	1
PRIMARY & URGENT CARE CENTERS			1	100%	1
Kroger 717 - The Little Clinic Dolphin Drive			1	100%	1
MCCORMICK AMBULANCE		1			1
MARTIN ARMY COMMUNITY HOSPITAL			1	100%	1
DOCTOR TODAY URGENT CARE			1	100%	1
WALK IN FAMILY MEDICINE CENTER			1	100%	1
DONALSONVILLE HOSPITAL			1	100%	1
ST. PETERSBURG PEDIATRICS-SEMINOLE			1	100%	1
PALACE CARE AND REHAB		1			1
WELLSTREET BUCKHEAD SOUTH		1			1
ST PETERSBURG GENERAL HOSPITAL LABORATORY			1	100%	1
PULMONARY MEDICINE		1			1
CSI LABORATORIES FLORIDA			1	100%	1
PANCARE HEALTH - CARR ELEM & MIDDLE SCHOOL			1	100%	1
Kroger 379 - The Little Clinic Stony Brook		1			1
AUGUSTA HEALTH SD			1	100%	1
SUMMIT LABORATORY			1	100%	1
LOUNDY		1			1

# COVID-19: testing by laboratory

Data through Apr 28, 2021 verified as of Apr 29, 2021 at 09:25 AM

Data in this report are provisional and subject to change.

The numbers in the table below represent the number of Florida and non-Florida residents for whom test results were received by the Department of Health. A person can be tested by more than one laboratory and can have both positive and negative results. **Therefore, the sum of the numbers in each column will be larger than the total number of people tested.**

Reporting lab	Inconclusive	Negative	Positive	Percent positive	Total
Arlington Health and Rehabilitation		1			1
FLAGLER COUNTY BOARD OF COUNTY COMMISSIONERS			1	100%	1
CAPE CORAL HOSPITAL NURSING			1	100%	1
LOUIS A JOHNSON VAMC		1			1
TARRYTOWN PHARMACY			1	100%	1
SOUTHERN REGIONAL MEDICAL CENTER		1			1
Kroger 524 - The Little Clinic Iron Bridge Road		1			1
OPCO LLC LEGACY NURSING AND REHABILITA		1			1
BALLAD HEALTH MEDICAL ASSOCIATES URGENT CARE			1	100%	1
PASTEUR MEDICAL HIALEAH GARDEN LLC			1	100%	1
FLORIDA DEPARTMENT OF HEALTH IN CITRUS COUNTY		1			1
Brown Memorial Home		1			1
APACHE HEALTH CENTER			1	100%	1
INDIAN RIVER CLINICAL LABORATORY, INC.		1			1
OCALA RKC EAST HEMO #1			1	100%	1
APOLLOMDX LLC			1	100%	1
FIRST CARE OF GAINESVILLE			1	100%	1
BAM INC		1			1
PRIME HEALTHCARE SERVICES		1			1
STANDIFER PLACE		1			1
SENCARE MANAGEMENT		1			1
Greenhaven Health and Rehabilitation		1			1
TIMPANOGOS REGIONAL HOSPITAL			1	100%	1
LOURDES URGENT CARE			1	100%	1
GULF COAST VILLAGE HOME HEALTH INC			1	100%	1
PM PEDIATRICS PC			1	100%	1
THE CLINIC ON SIXTH			1	100%	1
LOPEZ		1			1
UF HEALTH - WILDLIGHT			1	100%	1
Birmingham Nursing & Rehab Center		1			1
NEXT LEVEL URGENT CARE (WOODLANDS)			1	100%	1
LAREDO CARE CLINIC NORTH		1			1
CARING PROFESSIONAL HEALTH CARE LLC		1			1
BAPTIST HEALTH SURGERY CENTER			1	100%	1
INTEGRATED GENETICS SEQUENOM		1			1
WMC HEALTH GROUP INC			1	100%	1
NHC Chattanooga			1	100%	1
INDIANA STATE DEPARTMENT OF HEALTH CLINIC MICROBIOLOGY		1			1
C A R E S		1			1
FAIRVIEW HOSPITAL			1	100%	1
PINNACLE PAIN CENTER PS DBA LYNX HEALTHCARE		1			1
BMC/NASSAU			1	100%	1
DOCTORS HEARING			1	100%	1
MOBILE INFIRMARY MEDICAL CENTER			1	100%	1
VALLEY VISTA CARE CENTER		1			1
LEGACY SPECIALTY PHARMACY CORP			1	100%	1
PUBLIX PHARMACY #1488		1			1

# COVID-19: testing by laboratory

Data through Apr 28, 2021 verified as of Apr 29, 2021 at 09:25 AM

Data in this report are provisional and subject to change.

The numbers in the table below represent the number of Florida and non-Florida residents for whom test results were received by the Department of Health. A person can be tested by more than one laboratory and can have both positive and negative results. **Therefore, the sum of the numbers in each column will be larger than the total number of people tested.**

Reporting lab	Inconclusive	Negative	Positive	Percent positive	Total
TUNIS STREET GROUP HOME		1			1
USA Healthcare LTC, LLC - Folsom Center for Rehabilitation & Healthca		1			1
REELFOOT FAMILY WALK-IN CLINIC		1			1
SEASONS HOSPICE AND PALLIATIVE CARE OF			1	100%	1
ANSWERS RESOURCE FACILITY		1			1
PANCARE HEALTH - NORTHSIDE ELEMENTARY			1	100%	1
Trucare Living Centers - Columbus		1			1
MALUHIA		1			1
Lopatcong Center		1			1
GENESEE COUNTY HEALTH DEPARTMENT		1			1
Kroger 699 - The Little Clinic Smyrna		1			1
Sarah A. Todd Memorial Home		1			1
WEST FLORIDA MEDICAL ASSOCIATES			1	100%	1
CROSS CREEK HEALTH CARE		1			1
PIONEER CLINICAL RESEARCH LLC			1	100%	1
ACCOMPLISHED HOME CARE		1			1
Bethany Manor		1			1
CLINICAL TRIALS OF TAMPA LLC		1			1
SPARTA HEALTH & REHAB		1			1
ACUPATH LABORATORIES INC			1	100%	1
LADY LAKE FAMILY MEDICINE			1	100%	1
BOCA MEDICAL CARE			1	100%	1
STATE OF ALASKA			1	100%	1
NAVAL BRANCH HEALTH CLINIC			1	100%	1
MY URGENT CARE CLINIC			1	100%	1
RIVIERA BEACH HEALTH CENTER LAB			1	100%	1
PHYSICIANS ASSOCIATES			1	100%	1
BARRINGTON TERRACE NAPLES			1	100%	1
Kroger - KRO70600172		1			1
WATERVIEW HILLS REHABILITATION AND NUR		1			1
SUSAN F. WILLIAMS M.D., P.A.			1	100%	1
Alexandria Place		1			1
ADVANCED DIALYSIS CENTER OF FORT LAUDERDALE			1	100%	1
Towne Manor West		1			1
DAUGHTERS OF SARAH NURSING CENTER		1			1
PM PEDIATRICS OF BAYSIDE, PLLC		1			1
RAPID CITY REGIONAL HOSPITAL -579 ATTN. LABORATORY		1			1
MEDSTAR HEALTH URGENT CARE			1	100%	1
PACE UNIVERSITY HEALTH CARE		1			1
SPACE COAST COMMUNITY PHARMACY			1	100%	1
Lenbrook		1			1
CARE CONNECTIONS AT HOME LLC			1	100%	1
KIDS HEALTH ALLIANCE PA			1	100%	1
RIVERSIDE COUNTY PUBLIC HEALTH LABORATORY			1	100%	1
PARK AVENUE MEDICAL PROFESSIONALS		1			1
PATIENT FIRST - NEWTOWN ROAD			1	100%	1
STEELFUSION CLINICAL TOXICOLOGY LABS			1	100%	1

# COVID-19: testing by laboratory

Data through Apr 28, 2021 verified as of Apr 29, 2021 at 09:25 AM

Data in this report are provisional and subject to change.

The numbers in the table below represent the number of Florida and non-Florida residents for whom test results were received by the Department of Health. A person can be tested by more than one laboratory and can have both positive and negative results. **Therefore, the sum of the numbers in each column will be larger than the total number of people tested.**

Reporting lab	Inconclusive	Negative	Positive	Percent positive	Total
CENTRAL FLORIDA MEDICAL CARE			1	100%	1
MAGGY PHARMACY INC		1			1
SOUTH FLORIDA URGENT CARE CENTERS, LLC			1	100%	1
THE BRENNITY AT TRADITION			1	100%	1
OKLAHOMA BLOOD INSTITUTE			1	100%	1
ST CATHERINE HOSPITAL LABORATORY			1	100%	1
PHOENIX MEDICAL CLINIC			1	100%	1
WW Chem Auto SS			1	100%	1
PEDIATRIC SPECIALTY CLINIC COLLIER			1	100%	1
MEDICAL CENTER OF TRINITY - MOB		1			1
Bay View Nursing and Rehabilitation Center			1	100%	1
MEMORIAL MEDICAL CENTER			1	100%	1
THE NEW JEWISH HOME		1			1
IZ MEDICAL		1			1
CARENOW URGENT CARE – SPRING			1	100%	1
ORAL & FACIAL SURGERY			1	100%	1
EUGENE T FINAN, MD			1	100%	1
White River Health Care Center		1			1
Senatobia Healthcare & Rehab		1			1
ACCESS HEALTH CARE PHYSICIANS, LLC		1			1
VERIFY LABS			1	100%	1
EMERGENCY CARE SERVICES LAB AT JFK MEDICAL CENTER			1	100%	1
FRESENIUS KIDNEY CARE OF CLERMONT WEST			1	100%	1
SUMMER PLACE NURSING & REHABILITATION		1			1
SEMA4			1	100%	1
BAYSTATE REFERENCE LABORATORY			1	100%	1
CHILDREN'S CLINIC			1	100%	1
PATHLAB SERVICES			1	100%	1
RED HOOK FAMILY PRACTICE		1			1
CAROMONT HEALTH			1	100%	1
PEDIATRIC PARTNERS OF ZEPHYRHILLS PA			1	100%	1
LABONE		1			1
HOME AIDE SVC OF EASTERN NY INC D/B/A		1			1
HAWAII DEPARTMENT OF HEALTH LAB			1	100%	1
Elderwood at Williamsville		1			1
LANCASHIRE HALL NURSING AND REHABILITATION CENTER		1			1
ADVENTHEALTH MEDICAL GROUP INTERNAL MEDICINE AT MILLS			1	100%	1
MEDCOR INC			1	100%	1
AMALIA'S COMMUNITY CLINIC, CORP			1	100%	1
WELLSTREET SMYNA URGENT CARE		1			1
CRESTVIEW MED CLIN LAB			1	100%	1
CRUSADER COMMUNITY HEALTH			1	100%	1
ALAFAYA WOODS FAMILY MEDICAL CENTER		1			1
WALGREENS # 03608			1	100%	1
UMMC MIDTOWN CAMPUS			1	100%	1
KINGWOOD EMERGENCY HOSPITAL			1	100%	1
FLORIDA ORTHOPAEDIC INSTITUTE SURGERY		1			1

# COVID-19: testing by laboratory

Data through Apr 28, 2021 verified as of Apr 29, 2021 at 09:25 AM

Data in this report are provisional and subject to change.

The numbers in the table below represent the number of Florida and non-Florida residents for whom test results were received by the Department of Health. A person can be tested by more than one laboratory and can have both positive and negative results. **Therefore, the sum of the numbers in each column will be larger than the total number of people tested.**

Reporting lab	Inconclusive	Negative	Positive	Percent positive	Total
FAMILY PRACTICE ASSOCIATES		1			1
CHP COVID-19 (TX)			1	100%	1
SCRIPPS MERCY HOSPITAL			1	100%	1
BHS PHYSICIAN NETWORK			1	100%	1
Abernethy Laurels		1			1
Cloverdale Rehabilitation and Nursing Center		1			1
DYNACARE NORTHWEST INC			1	100%	1
CONVENIENT MEDICAL AND HEALTH SERVICES			1	100%	1
ABSOLUTE HEALTHCARE			1	100%	1
ER NEAR ME HULEN		1			1
FRONT PORCH PEDIATRICS PLLC			1	100%	1
St. Anne Home		1			1
MORNINGSIDE NURSING AND REHABILITATION		1			1
DE TAR HOSPITAL			1	100%	1
Grand Junction VAMC		1			1
HACKENSACK UNIVERSITY MEDICAL CENTER		1			1
CHI ST ALEXIUS TRANSITIONAL CARE UNIT		1			1
WYOMING OPCO, LLC DBA MEDILODGE OF WYO		1			1
LEGACY AT HIGHWOODS PRESERVE		1			1
Signature Healthcare of Fort Wayne		1			1
MID FLORIDA BIOLOGICALS			1	100%	1
Hempfield Manor		1			1
PRIMARY CARE SERVICES AT WESTMINSTER V		1			1
PARK AVENUE PEDIATRICS PC		1			1
Signature Healthcare of Georgetown		1			1
SUNSHINE PEDIATRICS OF LUTz			1	100%	1
TRAFALGAR DIALYSIS			1	100%	1
NORTH FLORIDA FAMILY MEDICINE			1	100%	1
MEDCOR, INC			1	100%	1
JMJ FAMILY PRACTICE			1	100%	1
BOULDER COMMUNITY HOSPITAL			1	100%	1
BL DIAGNOSTICS LLC			1	100%	1
LRHS Pablo Urgent Care		1			1
SYNERGENE LABORATORY			1	100%	1
FLORIDA HOSPITAL LAB			1	100%	1
PCR DIAGNOSTICS			1	100%	1
CDR MAGUIRE – STUART MISSION			1	100%	1
NEW ERA COMMUNITY HEALTH CENTER LLC		1			1
Kroger 838 - The Little Clinic Fairborn		1			1
CareATC - Columbia College #58		1			1
CAMAI COMMUNITY HEALTH CENTER, INC			1	100%	1
ODESSA MEMORIAL HOSPITAL			1	100%	1
Indian Oaks Living Center		1			1
Chestnut Ridge Nursing & Rehab		1			1
Arch Plaza Nursing and Rehabilitation Center			1	100%	1
COASTAL ER IX, PHYSICIANS PREMIER			1	100%	1
WASHINGTON CENTER FOR REHABILITATION A		1			1

# COVID-19: testing by laboratory

Data through Apr 28, 2021 verified as of Apr 29, 2021 at 09:25 AM

Data in this report are provisional and subject to change.

The numbers in the table below represent the number of Florida and non-Florida residents for whom test results were received by the Department of Health. A person can be tested by more than one laboratory and can have both positive and negative results. **Therefore, the sum of the numbers in each column will be larger than the total number of people tested.**

Reporting lab	Inconclusive	Negative	Positive	Percent positive	Total
EASTSIDE URGENT CARE			1	100%	1
Oklahoma Methodist Manor			1	100%	1
BOCA GENERAL AND FAMILY MEDICINE		1			1
NORTON HOSPITAL			1	100%	1
INDIAN RIDGE		1			1
VA OPTOMETRY CLINIC			1	100%	1
GARNET HEALTH URGENT CARE		1			1
THE LITTLE CLINIC, LLC			1	100%	1
Kroger 670 - The Little Clinic Powell		1			1
Mason Health and Rehab		1			1
FRIO REGIONAL PRIMARY CARE AND URGENT CARE CLINIC			1	100%	1
CAN COMMUNITY HEALTH LLC		1			1
DERMDX, DIV OF AURORA DIAGNOSTICS/BERNHARDT LAB		1			1
SIGNATURE CARE MEMORIAL CITY			1	100%	1
MISSION HOSPITAL – MEMORIAL CAMPUS			1	100%	1
Monument Health Strugis Care Center		1			1
CONCORDIA MANOR			1	100%	1
TRUMAN MEDICAL CENTER - HOSPITAL HILL			1	100%	1
ALPHA CLINICAL LABORATORY CORP.			1	100%	1
PCG MOLECULAR			1	100%	1
Spring Gate Rehab and Healthcare Center		1			1
GEAUGA REGIONAL HOSPITAL		1			1
FAMILY MEDICAL CARE OF MOUNT DORA INC			1	100%	1
UT HEALTH RGV CLINICAL LABORATORY			1	100%	1
MOSOLF PEDIATRICS PA			1	100%	1
LAKE REGIONAL HEALTH			1	100%	1
DESERT SPRINGS HOSPITAL			1	100%	1
KROGER 785 - THE LITTLE CLINIC DIXIE HWY		1			1
ADVENTHEALTH MEDICAL GROUP OBSTETRICS AND			1	100%	1
Lakeland Nursing and Rehabilitation Center LLC		1			1
CANDLER HOSPITAL			1	100%	1
VA Boston HCS-Brockton Division		1			1
The Carrington		1			1
Willow Ridge Center		1			1
HARDIN HEALTH INC		1			1
St. Ann Rehabilitation and Nursing Center		1			1
SKIN AND CANCER ASSOCIATES LLP		1			1
Florence Nursing and Rehabilitation Center		1			1
BRADEN CLINIC		1			1
SELF REGIONAL HEALTHCARE			1	100%	1
THE HEART HOSPITAL BAYLOR PLANO			1	100%	1
MEDEXPRESS URGENT CARE - CABOT			1	100%	1
ABBOTT LABORATORIES ROSS PRODUCTS			1	100%	1
AFTER HOURS CLINIC			1	100%	1
AdventHealth Care Center Zephyrhills North			1	100%	1
SPELMAN COLLEGE DEPT OF HEALTH SERVICE		1			1
UF HEALTH THE VILLAGES			1	100%	1

# COVID-19: testing by laboratory

Data through Apr 28, 2021 verified as of Apr 29, 2021 at 09:25 AM

Data in this report are provisional and subject to change.

The numbers in the table below represent the number of Florida and non-Florida residents for whom test results were received by the Department of Health. A person can be tested by more than one laboratory and can have both positive and negative results. **Therefore, the sum of the numbers in each column will be larger than the total number of people tested.**

Reporting lab	Inconclusive	Negative	Positive	Percent positive	Total
BRIGHT HEALTH CLINIC CORP			1	100%	1
CARESOUTH HHA HOLDINGS OF THE TREASURE COAST LLC			1	100%	1
NORTHSIDE FAMILY MEDICINE		1			1
WESLEY LONG HOSPITAL			1	100%	1
WELLMED AT BAY AREA		1			1
Heritage Inn Health and Rehabilitation		1			1
SOUTHWEST REGIONAL PCR LABORATORY			1	100%	1
WALGREENS #15369		1			1
BOTTINEAU GOOD SAMARITAN CENTER		1			1
ST LUKE'S CORNWALL HOSPITAL N			1	100%	1
YOUR HEALTH PEDIATRICS INC			1	100%	1
Country View of Sunbury			1	100%	1
COMMUNITY			1	100%	1
PATIENT FIRST - WOODBURY		1			1
WINDMOOR HEALTHCARE			1	100%	1
QC LABORATORY			1	100%	1
MOUNT SINAI MEDICAL CENTER OF FLORIDA INC			1	100%	1
VA Central California HCS		1			1
MED-LAKE LABORATORY			1	100%	1
SHAMRA MEDICAL LABORATORY			1	100%	1
SKY RIDGE MEDICAL CENTER - MICRO			1	100%	1
Kroger 698 - The Little Clinic 14th Street/Bell		1			1
VIRGINIA CVS PHARMACY, LLC DBA CVS/PHARMACY #1884		1			1
CATERPILLAR INC - MIAMI DISTRIBUTION CENTER			1	100%	1
NORWALK HOSPITAL			1	100%	1
Newton Wellesley Center for Alzheimer's Care		1			1
Kroger 433 - The Little Clinic Atoka		1			1
Glen Oaks Health and REhabilitation		1			1
CVS MA1121POCT WESTFORD		1			1
ST JOHNS MEDICAL CENTER		1			1
CENTRAL TX URGENT CARE			1	100%	1
WALGREENS #15291		1			1
JOHNSON MEDICAL SERVICES			1	100%	1
NANCY M WORTHINGTON MD PA			1	100%	1
SURGERY CENTER, THE			1	100%	1
CHILDREN'S NATIONAL MEDICAL CENTER			1	100%	1
WALGREENS #11572		1			1
BOCA RATON PHYSICIANS PA			1	100%	1
FAIRFIELD MEDICAL CENTER			1	100%	1
Broomall Manor		1			1
Medicalodges Neosho			1	100%	1
CVS IL5822POCT MOKENA		1			1
COSTCO PHARMACY #1023			1	100%	1
ONPOINT URGENT CARE			1	100%	1
FLORIDA MEDICAL CLINIC, PA		1			1
Garden Villa Bedford		1			1
STANLY REGIONAL MEDICAL CENTER			1	100%	1

# COVID-19: testing by laboratory

Data through Apr 28, 2021 verified as of Apr 29, 2021 at 09:25 AM

Data in this report are provisional and subject to change.

The numbers in the table below represent the number of Florida and non-Florida residents for whom test results were received by the Department of Health. A person can be tested by more than one laboratory and can have both positive and negative results. **Therefore, the sum of the numbers in each column will be larger than the total number of people tested.**

Reporting lab	Inconclusive	Negative	Positive	Percent positive	Total
FLORIDA STATE UNIVERSITY HEALTH SERVICES			1	100%	1
Lexington Medical Center Extended Care		1			1
SPECIALTY DRUG TESTING			1	100%	1
GUILFORD IMMEDIATE CARE, SYAH, LLC		1			1
NCH HEALTHCARE CREEKSIDE ENDOSCOPY			1	100%	1
MEDONE URGENT CARE			1	100%	1
Salem Hills Rehabilitation and Nursing Center		1			1
2504-HOMEWOOD		1			1
WESTCOAST FAMILY PRACTICE		1			1
LAS PALMAS MEDICAL CENTER			1	100%	1
CENTRAL CAROLINA HOSPITAL			1	100%	1
RED BUG LAKE ROAD OVIEDO COVID			1	100%	1
SUNRISE CLINIC SANTA ROSA		1			1
PATIENT FIRST - SICKLERVILLE		1			1
SACRED HEART MEDICAL CENTER			1	100%	1
Hawthorne House		1			1
NEW HORIZON PRIMARY CARE LLC			1	100%	1
WEST CARVER MEDICAL ASSOCIATES		1			1
St. Mary's Care Center		1			1
ADVENTHEALTH MEDICAL GROUP SENIOR HEALTH AT			1	100%	1
AVERA HEART HOSPITAL OF SD			1	100%	1
BETHESDA DIALYSIS			1	100%	1
BAYCARE OUTREACH LAB AT NEW TAMPA			1	100%	1
The Pines at Poughkeepsie Center for Nursing and Rehabilitation		1			1
PATIENT FIRST - FAIRFAX			1	100%	1
LABTECH DIAGNOSTICS			1	100%	1
RENOWN REGIONAL MEDICAL CENTER			1	100%	1
MEDICAL COLLEGE OF GEORGIA MEDICAL CENTER			1	100%	1
BELLMORE PEDIATRICS		1			1
Greencroft Goshen		1			1
LYSTER MAIN LAB, FT RUCKER		1			1
PATHOLOGY		1			1
BAPTIST MEDICAL PLAZA AT WESTCHESTER			1	100%	1
NEMOURS CHILDREN HOSPITAL			1	100%	1
METRO HEALTH HOSPITAL LABORATORY		1			1
WALGREENS #10308		1			1
URGENT CARE 24/7 TAMPA			1	100%	1
Court House Center		1			1
FIU HEALTH CARE CENTER			1	100%	1
ADVENTHEALTH WOUND CARE CENTER			1	100%	1
PIEDMONT NEWTON HOSPITAL		1			1
WINNIFRED ASSISTED LIVING FACILITY INC		1			1
MARYLAND DEPARTMENT OF HEALTH AND MENTAL HYGIENE-LABORATORIES			1	100%	1
Kroger 894 - The Little Clinic NEC		1			1
PEDIATRIC ASSOC OF JACKSONVILLE PA			1	100%	1
BANNER UNIVERSITY MEDICAL CENTER			1	100%	1
GATEWAY FAMILY HEALTH CLINIC			1	100%	1

# COVID-19: testing by laboratory

Data through Apr 28, 2021 verified as of Apr 29, 2021 at 09:25 AM

Data in this report are provisional and subject to change.

The numbers in the table below represent the number of Florida and non-Florida residents for whom test results were received by the Department of Health. A person can be tested by more than one laboratory and can have both positive and negative results. **Therefore, the sum of the numbers in each column will be larger than the total number of people tested.**

Reporting lab	Inconclusive	Negative	Positive	Percent positive	Total
CVS AZ69POCT PEORIA		1			1
Parkview Care and Rehabilitation Center		1			1
ELKTON TRANSITIONAL CARE CENTER		1			1
BAPTIST EMERGENCY HOSPITAL - KELLY			1	100%	1
STUDENT HEALTH CENTER			1	100%	1
SANTA ROSA PEDIATRICS			1	100%	1
DSI LABORATORIES-NAPLES-7TH			1	100%	1
UT HEALTH RIO GRANDE VALLEY SPECIALTY PEDIATRICS			1	100%	1
COVE AT THE MARBELLA,THE			1	100%	1
Gulf Coast health and Rehabilitation, LLC		1			1
BAPTIST HEALTH EXPRESS CARE			1	100%	1
SV MOBILE HEALTH			1	100%	1
ST. LUKES HOSPITAL			1	100%	1
ABBOTT LABORATORIES - OCCUPATIONAL HEALTH SERVICES			1	100%	1
MEDICAL CLINIC OF HOUSTON			1	100%	1
ASCENSION ST VINCENT'S - WESTSIDE			1	100%	1
DEACONESS URGENT CARE CENTER			1	100%	1
GREATER TAMPA AT HOME			1	100%	1
INTEGRIS SEMINOLE EMERGENCY DEPT			1	100%	1
EPIC CARE PHARMACY		1			1
Westminster Canterbury Richmond		1			1
IMA MEDICAL CENTER OF SOUTH WEST ORLANDO			1	100%	1
BIOMERIEUX			1	100%	1
HALIFAX HEALTH PRIMARY CARE ORMOND			1	100%	1
BETTER U BETTER LIFE WELLNESS LLC			1	100%	1
SIERRA HEALTH CARE CENTER		1			1
CLINICAL RESEARCH OF WEST FLORIDA		1			1
WASHINGTONVILLE PHARMACY INC		1			1
Fulton County Medical Center Long Term Care			1	100%	1
Advanced Rehabilitation of Vernon		1			1
MED CHOICE CENTER OF NORTH MIAMI			1	100%	1
AMERICAN FAMILY CARE - SMYRNA			1	100%	1
BRIDGES AT LIFE CARE CENTER OF OCALA, THE			1	100%	1
AUTUMN HOUSE			1	100%	1
CAPE FEAR VALLEY MEDICAL CENTER			1	100%	1
CACERES SPECIALIZED GYNECOLOGY		1			1
Kroger 444 - The Little Clinic Dent		1			1
COMMONWEALTH OF VIRGINIA DIVISION OF CONSOLIDATED LABORATORY SERVICES			1	100%	1
DW MCMILLAN MEMORIAL HOSPITAL LABORATORY			1	100%	1
Elm Crest Senior Living Community		1			1
FLORIDA HEALTH CARE MEDICAL GROUP		1			1
PALM BREEZE DIALYSIS			1	100%	1
TOMAH HEALTH			1	100%	1
BAYSHORE DIALYSIS			1	100%	1
Sage Bluff Health & Rehabilitation Center		1			1
JUPITER MEDICAL CENTER INC			1	100%	1
WELL KEY URGENT CARE MARYVILLE		1			1

# COVID-19: testing by laboratory

Data through Apr 28, 2021 verified as of Apr 29, 2021 at 09:25 AM

Data in this report are provisional and subject to change.

The numbers in the table below represent the number of Florida and non-Florida residents for whom test results were received by the Department of Health. A person can be tested by more than one laboratory and can have both positive and negative results. **Therefore, the sum of the numbers in each column will be larger than the total number of people tested.**

Reporting lab	Inconclusive	Negative	Positive	Percent positive	Total
COUNTRYSIDE PEDIATRIC CARE PA			1	100%	1
SOUTHERN WINDS			1	100%	1
EMBASSY LAKES ARTIFICIAL KIDNEY CENTER			1	100%	1
Parkwood Healthcare Facility		1			1
CALIFORNIA PUBLIC HEALTH LABORATORY			1	100%	1
NORTH PALM BEACH DIALYSIS CENTER			1	100%	1
CORPUS CHRISTI MEDICAL CENTER			1	100%	1
OXY-GENLAB			1	100%	1
Ladera Center		1			1
LABTEST LLC LABTEST DIAGNOSTICS			1	100%	1
Kroger 49 - The Little Clinic Wichita - 21st St.			1	100%	1
MIL LAKE HEALTHCARE CENTER INC PEDIATRICS			1	100%	1
PHYSICIANS URGENT CARE PLLC		1			1
WINCHESTER URGENT CARE, PC		1			1
RAYMOND F CARON MD			1	100%	1
MOUNT SINAI CORAL GABLES			1	100%	1
PEDIATRICS AND FAMILY CARE, LLC			1	100%	1
HIDALGO FAMILY CLINIC			1	100%	1
WESLEY MEDICAL CENTER			1	100%	1
CARESPOT - OVIEDO			1	100%	1
PALM COTTAGE OPERATOR LLC			1	100%	1
ADAPTIVE BIOTECHNOLOGIES			1	100%	1
STITCHES ACUTE CARE CENTER OF CHEYENNE			1	100%	1
ADVANCED CARDIOVASCULAR DIAGNOSTICS PL		1			1
Walgreens #11724		1			1
PALMETTO PRIMARY CARE PHYSICIANS			1	100%	1
PALOMAR MEDICAL CENTER			1	100%	1
CHRISTIANA HOSPITAL		1			1
GENESIS MEDICAL CENTER OF CORAL SPRINGS INC			1	100%	1
SIPERSTEIN DERMATOLOGY LLC			1	100%	1
CHAMBREL AT PINECASTLE			1	100%	1
Lemont Nursing and Rehab Center			1	100%	1
HEALTH FIRST MEDICAL GROUP LLC			1	100%	1
ST JUDE CARE CENTER		1			1
CARENOW-MONTGOMERY			1	100%	1
PATIENT FIRST - CHERRY HILL		1			1
Livingston County Center for Nursing and Rehabilitation		1			1
ROSE HAVEN NURSING CENTER		1			1
ARCADIA OUTREACH LAB			1	100%	1
SMITH KLINE			1	100%	1
HARMONY HEALTHCARE ORLANDO INC		1			1
SOUTHWESTERN STATE HOSPITAL LABORATORY			1	100%	1
CTMD MEDICAL CENTER, PA			1	100%	1
ANY LAB TEST NOW JACKSONVILLE		1			1
MED BAR LLC		1			1
AVERA ST. MARY'S HOSPITAL			1	100%	1
AURORA MEDICAL CENTER-KENOSHA			1	100%	1

# COVID-19: testing by laboratory

Data through Apr 28, 2021 verified as of Apr 29, 2021 at 09:25 AM

Data in this report are provisional and subject to change.

The numbers in the table below represent the number of Florida and non-Florida residents for whom test results were received by the Department of Health. A person can be tested by more than one laboratory and can have both positive and negative results. **Therefore, the sum of the numbers in each column will be larger than the total number of people tested.**

Reporting lab	Inconclusive	Negative	Positive	Percent positive	Total
TITUSVILLE CENTER FOR SURGICAL EXCELLENCE LLC		1			1
PINEBROOK CARE AND REHABILITATION CENTER□			1	100%	1
Kroger 63 - The Little Clinic Glassford Hill Rd		1			1
Kroger 500 - The Little Clinic Speedway		1			1
GIBSON AREA PRIMARY CARE			1	100%	1
PEDIATRIC PARTNERS			1	100%	1
Diversicare of Smyrna		1			1
URGENT CARE NORTHWEST		1			1
DR PHILLIPS CENTER FOR WELLNESS		1			1
URGENT CARE OF COASTAL GEORGIA			1	100%	1
URGENT CARE CENTER OF PORT ORANGE LLC			1	100%	1
DAVITA DIALYSIS-NORTH			1	100%	1
FIRST MEDICAL RESPONSE OF TEXAS, INC			1	100%	1
SOUTHERN HILLS MEDICAL CENTER			1	100%	1
FLORIDA KEYS PED AND ADOLES CTR			1	100%	1
WOODSTOCK HEALTH DEPARTMENT			1	100%	1
Ash Flat Healthcare and Rehabilitation Center			1	100%	1
WOOD COUNTY HEALTH DEPARTMENT			1	100%	1
MT SINA1 HOSPICE			1	100%	1
BAYMEADOWS PEDIATRIC CARE		1			1
PHYSICIANS IMMEDIATE CARE CHICAGO			1	100%	1
HENRY FORD HOSPITAL			1	100%	1
MISSISSIPPI VALLEY REGIONAL BLOOD CENTER			1	100%	1
MCG HOSPITALS AND CLINICS			1	100%	1
PREMIER HEALTH CARE INC			1	100%	1
WELLINGTON PHYSICIANS URGENT CARE AT PALOMINO			1	100%	1
PREMIUM HOME HEALTH CARE INC			1	100%	1
UNIVERSITY OF SOUTH FLORIDA			1	100%	1
ABRAZO WEST CAMPUS			1	100%	1
CONTINENTAL HOME HEALTH CARE INC			1	100%	1
TOMAH VAMC			1	100%	1
SANTA BARABARA ALF LLC (THE WINDSOR)			1	100%	1
CURELOGICS WOUND CARE & HYPERBARIC CENTER		1			1
TRIHEALTH			1	100%	1
Valley View Health and Rehabilitation, LLC		1			1
MOUNT SINAI MEDICAL CENTER AVENTURA ER			1	100%	1
PACIFICA CARE PLLC			1	100%	1
LIBERTY URGENT CARE			1	100%	1
MOUNT SINAI MEDICAL CENTER HIALEAH			1	100%	1
LabCorp L#09258295 M#09258285			1	100%	1
TFH HOME HEALTH INC			1	100%	1
GRANITE FALLS LTC, LLC		1			1
VA North May Outpatient Clinic		1			1
UNIVERSITY OF TOLEDO MEDICAL CENTER			1	100%	1
SPHERE DX			1	100%	1
TENNOVA ER - SANGO			1	100%	1
SACRED HEART HOSPITAL NURSING			1	100%	1

# COVID-19: testing by laboratory

Data through Apr 28, 2021 verified as of Apr 29, 2021 at 09:25 AM

Data in this report are provisional and subject to change.

The numbers in the table below represent the number of Florida and non-Florida residents for whom test results were received by the Department of Health. A person can be tested by more than one laboratory and can have both positive and negative results. **Therefore, the sum of the numbers in each column will be larger than the total number of people tested.**

Reporting lab	Inconclusive	Negative	Positive	Percent positive	Total
QLABS			1	100%	1
MANOR CARE OF DELRAY BEACH FL LLC		1			1
HILTON HEAD HOSPITAL/INPATIENT			1	100%	1
FLORIDA ADVANCED MEDICAL AND DERM AESTHETICS LLC			1	100%	1
ST. JOHN HOSPITAL & MEDICAL CENTER			1	100%	1
Robinson Terrace Rehabilitation and Nursing Center		1			1
KIOSK MEDICINE OF KENTUCKY LLC		1			1
SPECTRUM LABORATORY			1	100%	1
Rehab Select of Talladega		1			1
Casa Real Center		1			1
JP MORGAN CHASE HEALTH SERVICES			1	100%	1
PREMISEHEALTH		1			1
Community Care Center of Heritage House, LLC			1	100%	1
MORSELIFE HOME CARE INC			1	100%	1
WEST BOYNTON DIALYSIS			1	100%	1
Sherwood Oaks Health Center			1	100%	1
THE TOLEDO HOSPITAL			1	100%	1
ASSOCIATES MD MEDICAL GROUP INC			1	100%	1
Chateau Living Center			1	100%	1
MEMORIAL HEALTH UNIVERSITY MEDICAL		1			1
HABANA HEALTH CARE CENTER			1	100%	1
Kroger 397 - The Little Clinic Frankfort East		1			1
OMNI HEALTHCARE URGENT CARE			1	100%	1
OHIO VALLEY MANOR NURSING &		1			1
Memorial Health Care Center			1	100%	1
Aspire Physical Recovery Center at Cahaba River		1			1
Bethel Lutheran Nursing & Rehabilitation Center		1			1
PULMONARY, CRITICAL CARE AND SLEEP DISORDERS INSTITUTE OF SOUTH FLORID			1	100%	1
FAYETTE MEDICAL CENTER LAB		1			1
CAREWELL URGENT CARE FITCHBURG			1	100%	1
LIMA MEMORIAL HOSPITAL			1	100%	1
CONCENTRA - OCALA		1			1
REFERENCE LABORATORY			1	100%	1
MT CARMEL NURSING HOME		1			1
HORIZON MEDICAL CENTER			1	100%	1
MONMOUTH MEDICALC ENTER		1			1
GOSHEN HOSPITAL			1	100%	1
ORLANDO PHYSICIAN NETWORK		1			1
BAYFRONT HEAL WOUND CARE AND HYPERBARIC CENTER			1	100%	1
PEACHEALTH LABORATORIES		1			1
BEVERLY ADVANCED PRACTICE NURSING		1			1
ADVANCED BIOMEDICAL INC			1	100%	1
HOLLAND COMMUNITY HOSPITAL		1			1
Dupage Care Center			1	100%	1
SANITAS RESEARCH LLC			1	100%	1
MERCY – NORTH IOWA			1	100%	1
Fairview			1	100%	1

# COVID-19: testing by laboratory

Data through Apr 28, 2021 verified as of Apr 29, 2021 at 09:25 AM

Data in this report are provisional and subject to change.

The numbers in the table below represent the number of Florida and non-Florida residents for whom test results were received by the Department of Health. A person can be tested by more than one laboratory and can have both positive and negative results. **Therefore, the sum of the numbers in each column will be larger than the total number of people tested.**

Reporting lab	Inconclusive	Negative	Positive	Percent positive	Total
CVS AZ9374POCT TUCSON		1			1
OAKWOOD HOSPITAL - SOUTHSORE			1	100%	1
Kroger 006 - The Little Clinic Uintah Gardens		1			1
Troy Center for Rehabilitation & Nursing		1			1
LAS PALOMAS SENIOR LIVING		1			1
Lantern Park Specialty Care		1			1
ST JOHNS PEDIATRICS PA		1			1
BRIDGEWATER AT WATERMAN VILLAGE			1	100%	1
ALLIED PEDIATRICS & FAMILY MEDICINE			1	100%	1
BORINQUEN HEALTH CENTER			1	100%	1
VELOCITY URGENT CARE - LITTLE CREEK			1	100%	1
FAMILY MEDICAL CLINIC KENDALL LLC			1	100%	1
HARBOR HOSPITAL			1	100%	1
WELLSTAR STUDENT SERVICES-MARIETTA CLI		1			1
MEDICAL ASSOCIATES OF THE SHOALS		1			1
QUALITY CLINICAL LAB LLC			1	100%	1
OCALA REGIONAL DIALYSIS- NORTH			1	100%	1
CLERMONT HEALTH DEPARTMENT			1	100%	1
Walgreens #12695			1	100%	1
SMITH			1	100%	1
AMERICAN LAB LLC		1			1
GATEWAY LABORATORIES		1			1
WAYNE COUNTY PUBLIC HEALTH		1			1
GOOD PEDIATRICS			1	100%	1
UCH LAB			1	100%	1
PELICAN STATE OUTPATIENT CENTER			1	100%	1
GARDENS AT MAPLEWOOD			1	100%	1
Mountain View Manor			1	100%	1
CAREWELL 203			1	100%	1
HEARTLAND OF MARIETTA OH LLC DBA		1			1
Arbor Springs Health and Rehab		1			1
EAST FL CORE LAB			1	100%	1
NORTH RIVER FAMILY HEALTH CENTER			1	100%	1
Holly Hill Healthcare Center			1	100%	1
TMH CANCER CENTER LABORATORY			1	100%	1
MEDICAL CENTER AFFILIATES PALM SPRINGS			1	100%	1
Oregon Veterans Home The Dalles		1			1
SOUTHWOOD NURSING & RETIREMENT CENTER		1			1
PEACE HEALTH FAMILY MEDICINE AT 87TH AVE		1			1
HCR-ManorCare			1	100%	1
PARK LANE NURSING HOME		1			1
FAMILY AND INTERNAL MEDICINE ASSOCIATES		1			1
CORONA CONCIERGE, LLC		1			1
BEAUMONT URGENT CARE		1			1
THE GROVE HEALTH AND REHAB			1	100%	1
PHYSICIANS PREMIER ER- CENTRAL AUSTIN			1	100%	1
NYU LANGONE AMBULATORY CARE LAKE SUCCE		1			1

# COVID-19: testing by laboratory

Data through Apr 28, 2021 verified as of Apr 29, 2021 at 09:25 AM

Data in this report are provisional and subject to change.

The numbers in the table below represent the number of Florida and non-Florida residents for whom test results were received by the Department of Health. A person can be tested by more than one laboratory and can have both positive and negative results. **Therefore, the sum of the numbers in each column will be larger than the total number of people tested.**

Reporting lab	Inconclusive	Negative	Positive	Percent positive	Total
INDIAN RIVER SHERIFF OFFICE		1			1
COUNTY OF HAMILTON			1	100%	1
BELMONT VILLAGE AT JOHNS CREEK		1			1
RICHMOND MEDICAL CENTER FOR WOMEN		1			1
UNIVERSITY OF IOWA HOSPITALS & CLINICS			1	100%	1
ALLIED PHYSICIANS GROUP		1			1
CVS / PHARMACY #10794			1	100%	1
THE MEDICAL CENTER AT BOWLING GREEN			1	100%	1
Kroger 368 - The Little Clinic Frankfort West		1			1
IRA FIALKO DO			1	100%	1
Grangeville Health and Rehab		1			1
MAYO CLINICAL LABORATORIES		1			1
Victory Health and Rehabilitation			1	100%	1
Senior Rehab & Recovery Center at Limestone Health Facility		1			1
Willowbrooke Court at Normandy Farms Estates		1			1
MEDEXPRESS URGENT CARE - UNIONTOWN		1			1
SOMA MEDICAL CENTER PA #2			1	100%	1
INTERMOUNTAIN HEALTHCARE LABORATORY SERVICES			1	100%	1
ADAMS COUNTY HEALTH DEPARTMENT			1	100%	1
Glen Haven Health and Rehabilitation LLC		1			1
JOSHUA E CHESIR MD		1			1
VCU HEALTH SYSTEM AUTHORITY - MCV HOSPITALS			1	100%	1
USC VERDUGO HILLS HOSPITAL			1	100%	1
Kingston of Miamisburg		1			1
OAK HAVEN REHAB AND NURSING CENTER			1	100%	1
MCLEOD MEMORIAL HOSPITAL CLARENDON			1	100%	1
MAYO CLINIC OUTPATIENT DIALYSIS CENTER			1	100%	1
SOUTHWOOD HEALTHCARE CENTER		1			1
ISLANDS ASSISTED LIVING FACILITY,THE			1	100%	1
ARKANSAS PUBLIC HEALTH LABORATORY		1			1
Sunnybrook Rehabilitation Center			1	100%	1
Aristacare at Cedar Oaks		1			1
Birmingham Nursing and Rehabilitation East LLC		1			1
ARIZA WELLNESS CARE LLC			1	100%	1
NEMOURS CHILDREN'S PRIMARY CARE, ST CLOUD			1	100%	1
LAMARQUE DIALYSIS			1	100%	1
MIAMI VASCULAR SURGERY			1	100%	1
CAREHERE HUDSON BAY			1	100%	1
Kroger 350 - The Little Clinic New Cut Road		1			1
RIVERVIEW HOSPITAL D/B/A UNIVERSITY		1			1
DOCTORS MEMORIAL HOSP HOME HEALTH CARE		1			1
YOUR DOCTOR'S OFFICE		1			1
Urgent Care 24/7 Orlando LLC			1	100%	1
LSU MEDICAL CENTER			1	100%	1
CVS M08595POCT RAYMORE		1			1
BAPTIST MINOR MEDICAL CENTER			1	100%	1
Big River Nursing and Rehab		1			1

# COVID-19: testing by laboratory

Data through Apr 28, 2021 verified as of Apr 29, 2021 at 09:25 AM

Data in this report are provisional and subject to change.

The numbers in the table below represent the number of Florida and non-Florida residents for whom test results were received by the Department of Health. A person can be tested by more than one laboratory and can have both positive and negative results. **Therefore, the sum of the numbers in each column will be larger than the total number of people tested.**

Reporting lab	Inconclusive	Negative	Positive	Percent positive	Total
KANA MEDICAL			1	100%	1
1ST MED DOTHAN			1	100%	1
VELOCITY URGENT CARE - CHIMNEY HILL			1	100%	1
DIXIE COUNTY JAIL			1	100%	1
MEDEXPRESS URGENT CARE -HOWELL US HWY		1			1
DAVIS, CASEY		1			1
BRANKO D PEJIC MD FAMILY PRACTICE			1	100%	1
NHC PLACE AT COOL SPRINGS		1			1
NATIONAL INSTITUTES OF HEALTH CLINICAL CENTER			1	100%	1
Baypoint Healthcare Center			1	100%	1
St Mary's d'Youville Pavilion		1			1
RUBY MEMORIAL HOSP. LAB			1	100%	1
SPRING VALLEY HOSPITAL MEDICAL CENTER			1	100%	1
NHC Sequatchie		1			1
Kroger 481 - The Little Clinic Houston Levee		1			1
GENESIS CARE USA OF FLORIDA, LLC			1	100%	1
MEDEXPRESS URGENT CARE, EDWARDSVILLE		1			1
NORTHEAST BAPTIST HOSPITAL			1	100%	1
TRITENN LLC		1			1
ST FRANCIS COLLEGE WELLNESS CENTER		1			1
ASHLEY CLINICAL DIAGNOSTIC LABORATORY			1	100%	1
OPTUM OF HIALEAH		1			1
ADVENTHEALTH IMAGING WINTERGARDEN		1			1
FINLAY MEDICAL RESEARCH CORP			1	100%	1
INLET CONCIERGE MEDICINE			1	100%	1
CERMAK HEALTH SERVICES			1	100%	1
ADVANCED RESEARCH AND DIAGNOSTIC LABORATORY UNIVERSITY OF MINNESOTA			1	100%	1
NLAC SUMMERBIO			1	100%	1
AMD			1	100%	1
NSPIRE HEALTHCARE PLANTATION			1	100%	1
Maplewood of Cheshire County		1			1
KETAMINE HEALTH CENTERS OF WEST PALM BEACH LLC		1			1
DEERFIELD BEACH REHABILITATION AND NURSING			1	100%	1
PUTNAM CO HOSPITAL-D/B/A ASBURY TOWERS		1			1
PALM SPRINGS GENERAL HOSPITAL			1	100%	1
ALL PEDIATRIC CARE PA			1	100%	1
Bivins Pointe			1	100%	1
El Paso Health Care Center			1	100%	1
SHANNON CLARK OD, PA			1	100%	1
PORTSMOUTH REG. HOSPITAL			1	100%	1
Illiana HCS -Danville VAMC		1			1
LIFE CARE CENTER OF GWINNETT		1			1
OPTI MED PHARMACY		1			1
GOOD SAMARITAN SOCIETY - DE SMET		1			1
CARDIOLOGY AND FITNESS MEDICINE		1			1
LEHIGH PULMONARY ASSOCIATES			1	100%	1
ASUNCION HOME HEALTH CARE CORP			1	100%	1

# COVID-19: testing by laboratory

Data through Apr 28, 2021 verified as of Apr 29, 2021 at 09:25 AM

Data in this report are provisional and subject to change.

The numbers in the table below represent the number of Florida and non-Florida residents for whom test results were received by the Department of Health. A person can be tested by more than one laboratory and can have both positive and negative results. **Therefore, the sum of the numbers in each column will be larger than the total number of people tested.**

Reporting lab	Inconclusive	Negative	Positive	Percent positive	Total
LAKESIDE MEDICAL CENTER		1			1
CARENOW URGENT CARE - ANTIOCH		1			1
Scepter Rehab and Health care		1			1
WALGREENS_CHICAGO		1			1
ORMC-ARDEN/EOI			1	100%	1
LAKEWOOD RANCH MEDICAL GROUP LLC			1	100%	1
VISTA DEL SOL MED ASSOC		1			1
Kroger 629 - The Little Clinic Cartersville, GA Hwy 41		1			1
PASTEUR MEDICAL CENTER LLC		1			1
DODGE COUNTY HOSPITAL LABORATORY		1			1
ORDRS, INC.			1	100%	1
EAST TENNESSEE STATE UNIVERSITY		1			1
Schenectady Center for Rehabilitation & Nursing		1			1
Eagle Point Health Care Center		1			1
Maple Lane Nursing Home		1			1
PARK CITY HOSPITAL - RESPIRATORY CARE SERVICES			1	100%	1
PHYSICIANS OF CENTRAL FLORIDA			1	100%	1
Citadel		1			1
COMMUNITY HOSPITALS INDIANAPOLIS			1	100%	1
Smg/North Jersey Hematology & Oncology		1			1
REGENTS PARK OF JACKSONVILLE			1	100%	1
NORTH SHORE MEDICAL CENTER - SALEM HOSPITAL			1	100%	1
GARDENS PEDIATRICS LAB			1	100%	1
Walgreens #10851		1			1
MEDEXPRESS URGENT CARE - WAYNESBURG		1			1
CORNERSTONE OF RECOVERY INC		1			1
POETS WALK SARASOTA			1	100%	1
OAKWOOD HOSPITAL - DEARBORN LAB			1	100%	1
FREEPORT ER DOX URGENT CARE		1			1
MARINA DEL REY HOSPITAL LAB			1	100%	1
THE MEDICAL CENTER AT SCOTTSVILLE			1	100%	1
KNOX COMMUNITY HOSPITAL			1	100%	1
APPLECARE URGENT CARE JESUP			1	100%	1
INTERNAL MEDICINE ASSOCIATES		1			1
CVS IL2297652CV CHICAGO		1			1
FAMILY MEDICAL CENTER		1			1
ASCARATE DIALYSIS			1	100%	1
COMMUNITY URGENT CARE PC			1	100%	1
HEALTH DIV OAK RIDGE NATL LABORATORY		1			1
SALTZER URGENT CARE			1	100%	1
CVS MO8564POCT INDEPENDENCE		1			1
DIXIE REGIONAL MEDICAL CENTER			1	100%	1
ALBANNA PEDIATRICS CENTER			1	100%	1
Chateau Girardeau			1	100%	1
SOUTHEASTERN PATHOLOGY ASSOCIATES			1	100%	1
Kroger 97 - The Little Clinic Hutchinson		1			1
BRIGHAM YOUNG UNIV STUDENT HEALTH CTR			1	100%	1

# COVID-19: testing by laboratory

Data through Apr 28, 2021 verified as of Apr 29, 2021 at 09:25 AM

Data in this report are provisional and subject to change.

The numbers in the table below represent the number of Florida and non-Florida residents for whom test results were received by the Department of Health. A person can be tested by more than one laboratory and can have both positive and negative results. **Therefore, the sum of the numbers in each column will be larger than the total number of people tested.**

Reporting lab	Inconclusive	Negative	Positive	Percent positive	Total
SOLDIERS' HOME OF HOLYOKE		1			1
C V S / PHARMACY #4396		1			1
WALGREENS #01398			1	100%	1
Ramsey Village		1			1
GRAND VIEW HOSPITAL			1	100%	1
WILLOWBROOKE COURT AT MATTHEWS GLEN		1			1
PRIORITY CARE LLC			1	100%	1
ST GERARD'S COMMUNITY OF CARE		1			1
Valley Center (WV)			1	100%	1
SYCAMORE MEDICAL CENTER-KETTERING HEALTH NETWORK			1	100%	1
KINGWOOD EMERGENCY CENTER			1	100%	1
PRIMARY CARE & PEDIATRICS - SHEPHERSTOWN		1			1
ANMED HEALTH MEDICAL CENTER			1	100%	1
MCH PHYSICIANS GROUP			1	100%	1
Kroger 465 - The Little Clinic Oakley		1			1
Sharon Care Center			1	100%	1
SENTARA AMBULATORY CARE CLINIC			1	100%	1
Eden Meadows		1			1
WATERBURY HOSPITAL REFERENCE LAB			1	100%	1
AMERICAN MEDICAL RESPONSE - FARMER BRA		1			1
THE READING HOSPITAL AND MEDICAL CENTER			1	100%	1
PEDIATRIC ASSOCIATES OF ORLANDO			1	100%	1
SUREPOINT URGENT CARE PADRE ISLAND			1	100%	1
ST. MARY MEDICAL CENTER		1			1
Ohman Family Living at Holly Assisted Living		1			1
Piedmont Crossing		1			1
CENTRAL ALABAMA HEALTH CARE SYSTEM			1	100%	1
ManorCare Health Services/ York South		1			1
UC TAMIAMI			1	100%	1
BRISTOL CHILDRENS CLINIC			1	100%	1
SOUTH COUNTY MEDICAL CENTER			1	100%	1
MEDICAL ARTS LABORATORY			1	100%	1
Kroger - KRO03500568			1	100%	1
MIDWEST COVENANT HOME, INC		1			1
URGENT CARE OF KANSAS CITY			1	100%	1
LP ELIZABETHTON		1			1
MD NOW URGENT CARE			1	100%	1
OCCUPATIONAL HEALTH CENTER		1			1
BAYLOR SCOTT AND WHITE MEDICAL CENTER -CENTENTENNIAL			1	100%	1
CARROLL UNIVERSITY STUDENT HEALTH CENTER		1			1
HOSPITAL METROPOLITANO SAN GERMAN			1	100%	1
ARBOR DIAGNOSTICS, INC		1			1
HOSPICE OF MARION COUNTY INC			1	100%	1
VELOCITY URGENT CARE - REDMILL			1	100%	1
WINTER HAVEN DIALYSIS		1			1
STEPHEN G NELSON MD PA			1	100%	1
TEVAPHARM			1	100%	1

# COVID-19: testing by laboratory

Data through Apr 28, 2021 verified as of Apr 29, 2021 at 09:25 AM

Data in this report are provisional and subject to change.

The numbers in the table below represent the number of Florida and non-Florida residents for whom test results were received by the Department of Health. A person can be tested by more than one laboratory and can have both positive and negative results. **Therefore, the sum of the numbers in each column will be larger than the total number of people tested.**

Reporting lab	Inconclusive	Negative	Positive	Percent positive	Total
COMMUNITY MEDICAL CENTER-ORANGE CITY		1			1
SUNCOAST PRIMARY CARE LLC			1	100%	1
ATHENS LIMESTONE HOSPITAL		1			1
JUP Serology SubSection			1	100%	1
Kroger 683 - The Little Clinic Foothills Plaza		1			1
MICROBIOLOGY DEPARTMENT			1	100%	1
INTERFAITH MEDICAL CENTER		1			1
MERRILL GARDENS AT CHAMPIONSGATE			1	100%	1
CAMBRIDGE HEALTH ALLIANCE			1	100%	1
PARRISH MEDICAL GROUP			1	100%	1
CVS NY2297002CV NEW YORK			1	100%	1
KENT		1			1
ACCURATE HEALTH SERVICES CORP			1	100%	1
VIRTUA HEALTH AND REHABILITATION		1			1
ATLANTA PLUS URGENT CARE, LLC			1	100%	1
TITUS REGIONAL MEDICAL CENTER			1	100%	1
HEALTHCARE AND REHAB OF SANFORD			1	100%	1
SANFORD LABORATORIES WATERTOWN			1	100%	1
Heartland of Perrysburg		1			1
RIVERSIDE MEDICAL CENTER		1			1
Falmouth By The Sea			1	100%	1
BROOKSHIRE, THE			1	100%	1
441 URGENT CARE CENTER - BROWNWOOD			1	100%	1
CUSTOM SCRIPTS PHARMACY		1			1
Pelican Health Norfolk			1	100%	1
STEWARD FLORIDA ALF, INC			1	100%	1
VA Healthcare Center- Newburg		1			1
Parkview Care Center			1	100%	1
FLAGLER PROFESSIONAL HEALTH CARE SERVICES INC		1			1
MEDEXPRESS URGENT CARE-MEADVILLE			1	100%	1
WALGREENS # 11165		1			1
FOCUSED CARE AT ALLENBROOK		1			1
ANDREWS INSTITUTE AMBULATORY SURGERY CENTER		1			1
UNIVERSITY OF WASHINGTON DEPT OF LAB MEDICINE			1	100%	1
MERCYONE DES MOINES MEDICAL CENTER			1	100%	1
HALEYVILLE HEALTH CARE CENTER		1			1
Community Compassion Center of Batesville			1	100%	1
HARDEE COUNTY FIRE RESCUE		1			1
Walgreens #5914		1			1
Wrightsville Manor Health and Rehab		1			1
CAREMOUNT MEDICAL PC-CARMEL		1			1
Avon Health Center		1			1
GIFFORD MEMORIAL HOSPITAL		1			1
VISTA LAKE ASSISTED LIVING			1	100%	1
DEL PRADO MEDICAL CENTER, INC		1			1
CAPITAL HEALTH PLAN - GOVERNORS SQUARE			1	100%	1
SUNCOAST BEHAVIORAL HEALTH CENTER			1	100%	1

# COVID-19: testing by laboratory

Data through Apr 28, 2021 verified as of Apr 29, 2021 at 09:25 AM

Data in this report are provisional and subject to change.

The numbers in the table below represent the number of Florida and non-Florida residents for whom test results were received by the Department of Health. A person can be tested by more than one laboratory and can have both positive and negative results. **Therefore, the sum of the numbers in each column will be larger than the total number of people tested.**

Reporting lab	Inconclusive	Negative	Positive	Percent positive	Total
SANFORD HOME		1			1
TARRANT MEDICAL ASSOCIATES			1	100%	1
ASSURANCE HEALTHCARE AND COUNSELING CENTER		1			1
HILLSBORO MEDICAL CENTER MAIN LABORATO		1			1
HEALTHFORCE PARTNERS INC			1	100%	1
Brownwood Nusing & Rehabilitation		1			1
ORCHID TERRACE		1			1
Kroger 390 - The Little Clinic North College Hill		1			1
METROPOLITAN			1	100%	1
AAA MEDICAL TESTING			1	100%	1
JACKSON MADISON CO. GEN. HOSPITAL			1	100%	1
LITTLE FALLS HOSPITAL LABORATORY		1			1
FLORIDA HOME HEALTH			1	100%	1
HUNEYCUTT FAMILY PRACTICE			1	100%	1
SYNERGY DIALYSIS INC			1	100%	1
ANDERSON FAMILY MEDICINE			1	100%	1
MEDCOR AT ROYAL CARIBBEAN			1	100%	1
JAX FAMILY CARE		1			1
BEAUMONT HOSPITAL			1	100%	1
Ozark Health and Rehabilitation, LLC		1			1
PEDIATRIC ASSOCIATES - DORAL			1	100%	1
CVS IN6536POCT KOKOMO		1			1
REEVES COUNTY HOSPITAL DISTRICT			1	100%	1
CHATEAU TERREBONNE HEALTH CARE		1			1
PALM BEACH DIABETES AND ENDOCRINE SPECIALISTS, PA			1	100%	1
SUMMIT COUNTY PUBLIC HEALTH DEPARTMENT			1	100%	1
DIRECT PRIMARY CARE OF BURLESON			1	100%	1
Luling Living Center		1			1
CYPRESS VILLAGE REHAB CENTER		1			1
FRESENIUS KIDNEY CARE - BOCA RATON			1	100%	1
Terrace Glen Village		1			1
Michigan Masonic Home		1			1
ST MARYS HEALTH CARE SYSTEM		1			1
BAYOU URGENT CARE			1	100%	1
Brown Nursing Home		1			1
CENTRAL FLORIDA ADULT MEDICINE		1			1
PEDRO L ORTEGA MD PA			1	100%	1
Le Roy Village Green		1			1
DIAGNOSTIC GROUP INTEGRATED HEALTHCARE			1	100%	1
UNIVERISTY HOSPITAL			1	100%	1
TRADITIONAL MEDICINE CENTER			1	100%	1
Pontotoc Health and Rehab		1			1
ORANGETOWN PEDIATRICS ASSOCIATES		1			1
NEVADA RURAL HOUSING AUTHORITY			1	100%	1
THE LITTLE CLINIC LLC			1	100%	1
WVU MEDICINE AT SUNCREST TOWNE CENTRE			1	100%	1
ALIMETRIX INC		1			1

# COVID-19: testing by laboratory

Data through Apr 28, 2021 verified as of Apr 29, 2021 at 09:25 AM

Data in this report are provisional and subject to change.

The numbers in the table below represent the number of Florida and non-Florida residents for whom test results were received by the Department of Health. A person can be tested by more than one laboratory and can have both positive and negative results. **Therefore, the sum of the numbers in each column will be larger than the total number of people tested.**

Reporting lab	Inconclusive	Negative	Positive	Percent positive	Total
Carrollton Manor Inc		1			1
Kingston Care Center of Fort Wayne		1			1
BSA PHYSICIANS GROUP, INC D/B/A BSA FAMILY MEDICAL			1	100%	1
Kroger 970 - The Little Clinic Westfield			1	100%	1
CVS OH3306POCT AKRON		1			1
The Evangelical Lutheran Good Samaritan Society Prescott Village		1			1
BAPTIST HOSPITAL FAMILY MEDICINE TIGER POINT			1	100%	1
CENTRAL JERSEY URGENT CARE OF GREEN BR		1			1
BOCA CIEGA CENTER			1	100%	1
SOUTHEAST MISSOURI HOSPITAL		1			1
Coos County Nursing Home		1			1
ELMCROFT OF TIMBERLIN PARC			1	100%	1
CARENOW MURFREESBORO MEDICAL CENTER PK		1			1
OPTIMAL MEDICINE INC		1			1
EMERSON HOSPITAL LABORATORY			1	100%	1
WYOMING COUNTY DEPARTMENT OF HEALTH		1			1
CARRINGTON, LLC D/B/A THE CARRINGTON		1			1
FAIRHAVEN		1			1
UNIVERSITY OF FLORIDA			1	100%	1
PHOEBE HOME INC		1			1
OCEANVIEW NURSING AND REHABILITAION CENTER			1	100%	1
LAKE LURE HEALTH CENTER			1	100%	1
Walgreens #3661		1			1
Heritage Health of Peru			1	100%	1
STERLING HOUSE OF PORT ORANGE		1			1
BLOOD SYSTEMS LABORATORIES			1	100%	1
THE CHRIST HOSPITAL			1	100%	1
SACRED HEART HOSPITAL			1	100%	1
KIDS CARE PEDIATRICS			1	100%	1
LEELANAU OPCO, LLC		1			1
BALLAD HEALTH MEDICAL ASSOCIATES URGENT CARE - JOHNSON CITY			1	100%	1
ADVANTA LABS, LLC		1			1
PowerBack Piscataway Center		1			1
Kroger 923 - The Little Clinic Centerville		1			1
TMH PHYSICIAN PARTNERS			1	100%	1
NORTHEAST TEXAS DIALYSIS		1			1
GOOD SAMARITAN SOCIETY-FOREST CITY		1			1
Isle Health and Rehabilitation Center			1	100%	1
GARDEN VIEW CARE CENTER		1			1
FRESENIUS SOUTH FORT MYERS		1			1
WILSON FAMILY MEDICINE LLC		1			1
ALDEN PHARMACY		1			1
REDSTONE REHABILITATION & NURSING CENT		1			1
EXPRESS WALK IN MEDICAL CENTER			1	100%	1
CENTRAL FLORIDA HEALTH CARE, INC			1	100%	1
MED TECH CLINICAL LABORATORY		1			1
DECATUR MORGAN HOSPITAL - DECATUR GENE		1			1

# COVID-19: testing by laboratory

Data through Apr 28, 2021 verified as of Apr 29, 2021 at 09:25 AM

Data in this report are provisional and subject to change.

The numbers in the table below represent the number of Florida and non-Florida residents for whom test results were received by the Department of Health. A person can be tested by more than one laboratory and can have both positive and negative results. **Therefore, the sum of the numbers in each column will be larger than the total number of people tested.**

Reporting lab	Inconclusive	Negative	Positive	Percent positive	Total
ORANGE PEDIATRICS PA			1	100%	1
ASHLEY PEDICATRICS DAY AND NIGHT CLINIC			1	100%	1
WINCHESTER HOSPITAL			1	100%	1
WELLNOW URGENT CARE-OSWEGO			1	100%	1
MDS PHARMA SERVICES		1			1
INNOVATIVE CARE PARTNERS PLLC			1	100%	1
NORTHERN KENTUCKY HEALTH DEPARTMENT			1	100%	1
MEMORIAL HOSPITAL MIRAMAR WAIVED TESTING			1	100%	1
RANDOLPH-MACON COLLEGE			1	100%	1
SANTA CLARA VALLEY MEDICAL CENTER			1	100%	1
BNJ		1			1
INTERNAL MEDICINE GROUP OF CENTRAL FLORIDA			1	100%	1
Acts Manor House		1			1
BLAKE AT PENSACOLA OPERATION CO, LLC, THE			1	100%	1
Peninsula Nursing and Rehabilitation Center		1			1
ADVANCED INDIVIDUALIZED MEDICINE OF NAPLES			1	100%	1
AUBURNDALE DOCTOR TODAY			1	100%	1
LAKELAND MEDICAL CENTER			1	100%	1
CAROLINAS PHYSICIAN NETWORK			1	100%	1
ST JOHN HOSPITAL & MEDICAL CENTER MICRO			1	100%	1
ASHLEY PEDIATRICS DAY AND NIGHT CLINIC			1	100%	1
Alden Lincoln Park			1	100%	1
White Oak Manor - Rock Hill		1			1
CENTRAL FLORIDA HOSPITALIST			1	100%	1
MEDEXPRESS-DOVER		1			1
LAKELAND REGIONAL HEALTH AUBURNDALE		1			1
Whispering Pines Nursing & Rehabilitation Center		1			1
GREATER MIAMI DIALYSIS			1	100%	1
UT MD ANDERSON CANCER CENTER-TUMOR MARKER LAB			1	100%	1
TRUECARE24			1	100%	1
Kroger 670 - The Little Clinic Dawson Forest Rd & Hwy 19		1			1
CVS NE8626POCT LINCOLN		1			1
EDGAR PRICE FAMILY & CHILDREN HEALTHCARE CENTER			1	100%	1
CORDOVA FAMILY PRACTICE			1	100%	1
Walgreens #11854			1	100%	1
PHYSICIANS PRIMARY CARE LEHIGH PEDS			1	100%	1
ULTIMATE ANALYSIS LABORATORY			1	100%	1
SPINE & PAIN CONSULTANT PLLC		1			1
CVS AZ3264POCT PHOENIX			1	100%	1
MARTINSVILLE HEALTH AND REHAB			1	100%	1
EXCEPTIONAL EMERGENCY CENTER			1	100%	1
LAKE MARY OPTUM FLORIDA			1	100%	1
MOUNT SINAI COMPREHENSIVE CANCER CENTER			1	100%	1
REGIONAL MEDICAL LABORATORY			1	100%	1
DR BAWA AND ASSOCIATES			1	100%	1
STONECREST MEDICAL CENTER		1			1
UABC			1	100%	1

# COVID-19: testing by laboratory

Data through Apr 28, 2021 verified as of Apr 29, 2021 at 09:25 AM

Data in this report are provisional and subject to change.

The numbers in the table below represent the number of Florida and non-Florida residents for whom test results were received by the Department of Health. A person can be tested by more than one laboratory and can have both positive and negative results. **Therefore, the sum of the numbers in each column will be larger than the total number of people tested.**

Reporting lab	Inconclusive	Negative	Positive	Percent positive	Total
HEALTHPARTNERS HUDSON CLINIC			1	100%	1
PRIMEX CLINICAL LABORATORIES INC			1	100%	1
UFHEALTH			1	100%	1
EASTSIDE MEDICAL CLINIC		1			1
LOWER KEYS COMMUNITY HEALTH CENTER			1	100%	1
Kroger 518 - The Little Clinic Hermitage		1			1
Carington Park			1	100%	1
Total	104,815	19,632,151	2,880,629	13%	22,617,595