

COVID-19: summary of cases and monitoring

Data through May 31, 2021 verified as of Jun 1, 2021 at 09:25 AM

Data in this report are provisional and subject to change.

Cases: people with positive PCR or antigen test result	
Total cases	2,326,755
Florida residents	2,283,315
Non-Florida residents	43,440
Type of testing	
Florida residents	2,283,315
Positive by BPHL/CDC	83,262
Positive by commercial/hospital lab	2,200,053
PCR positive	1,816,961
Antigen positive	466,354
Non-Florida residents	43,440
Positive by BPHL/CDC	1,036
Positive by commercial/hospital lab	42,404
PCR positive	29,610
Antigen positive	13,830
Characteristics	
Florida residents hospitalized	95,210
Florida resident deaths	36,869
Non-Florida resident deaths	740
Hospitalized counts include anyone who was hospitalized at some point during their illness. It does not reflect the number of people currently hospitalized.	
More information on deaths identified through death certificate data is available on the National Center for Health Statistics website at www.cdc.gov/nchs/nvss/vsrr/COVID19/index.htm .	

Cases: people with positive PCR or antigen test result	
Risk factors for Florida residents	
Traveled	18,709
Contact with a known case	918,909
Traveled and contact with a known case	24,914
Neither	1,320,783
No travel and no contact	279,554
Travel is unknown	734,490
Contact is unknown	509,907
Contact is pending	461,218
Travel can be unknown and contact can be unknown or pending for the same case, these numbers will sum to more than the "neither" total.	

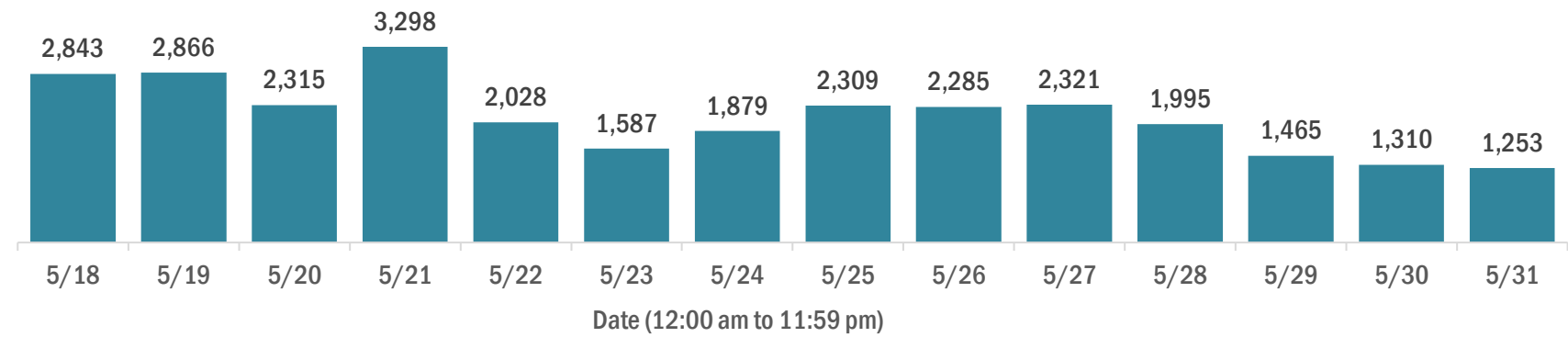
COVID-19: summary of laboratory testing

Data through May 31, 2021 verified as of Jun 1, 2021 at 09:25 AM

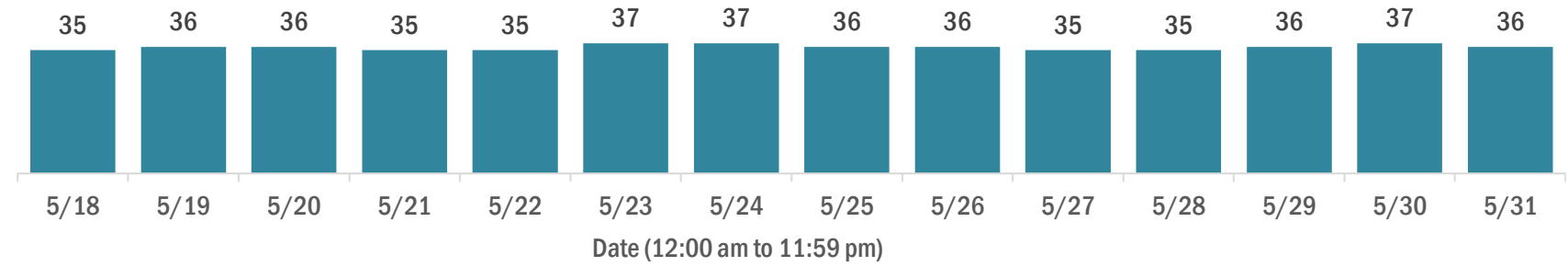
Data in this report are provisional and subject to change.

Cases in Florida residents per day for the past 2 weeks

Number of cases per day



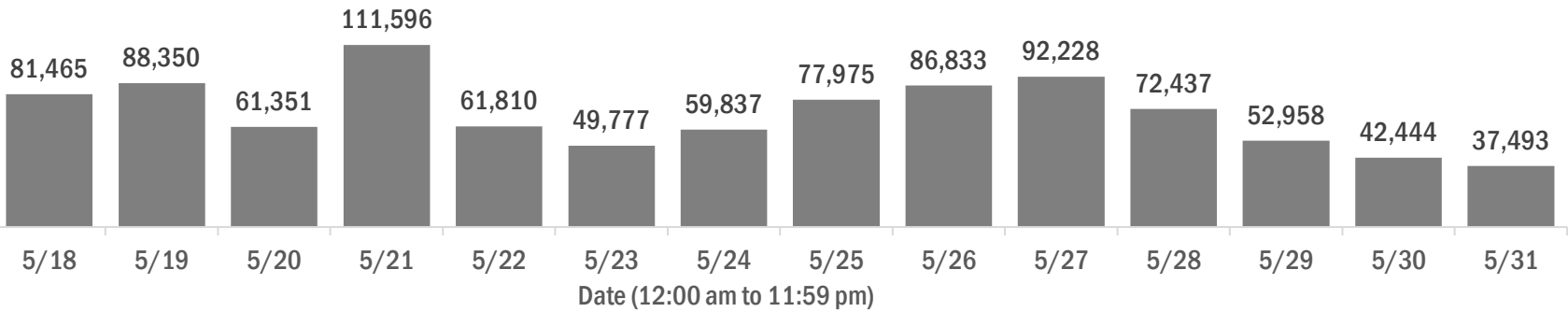
Median age of cases by day



Laboratory testing for Florida residents over the past 2 weeks

Number of Florida residents tested per day

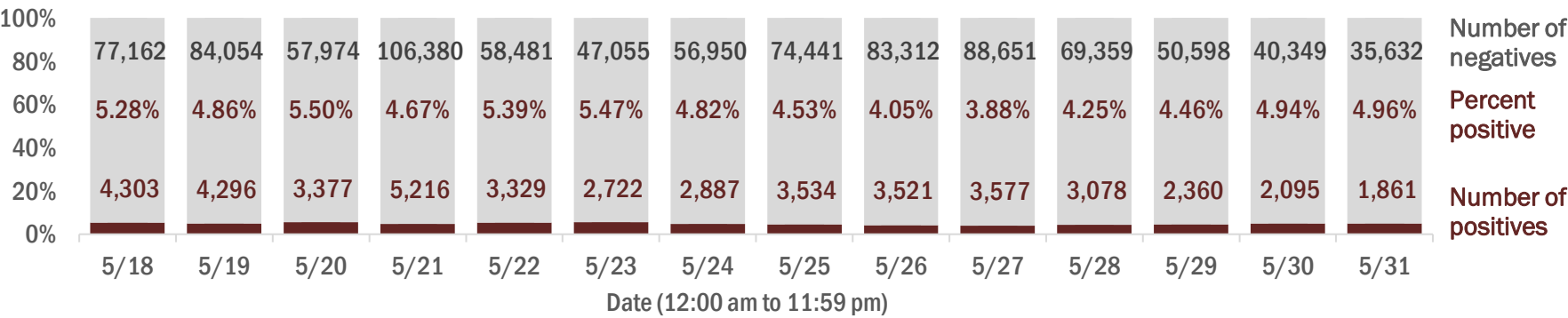
These counts include the number of people for whom the Department received PCR or antigen laboratory results by day. People tested on multiple days will be included for each day a new result was received. A person is only counted once for each day they are tested, regardless of whether multiple specimens are tested or multiple results are received.



Number and percent of Florida residents with positive test results

The percent of positive results ranged from 3.88% to 5.50% over the past 2 weeks and was 4.96% yesterday.

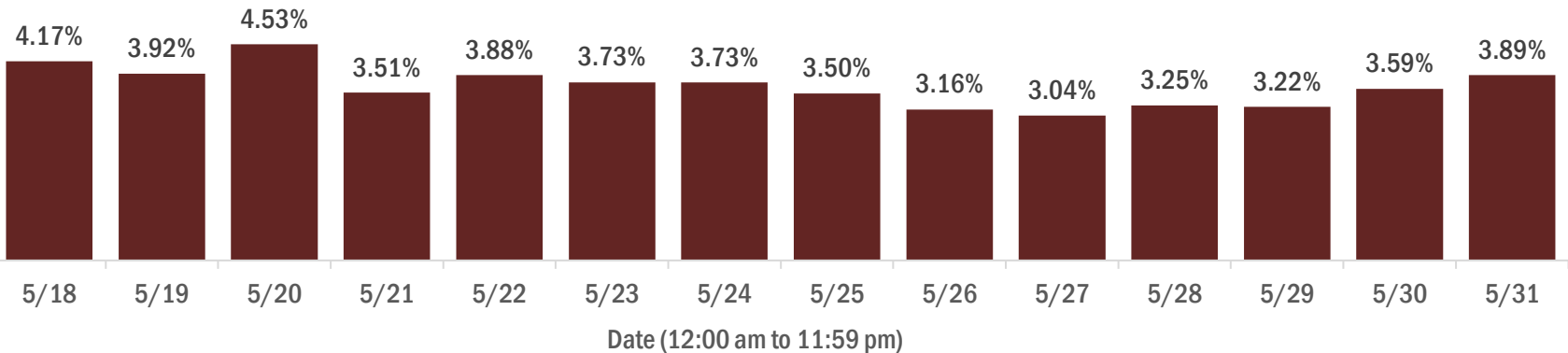
These counts include the number of people for whom the Department received PCR or antigen laboratory results by day. People tested on multiple days will be included for each day a new result was received. A person is only counted once for each day they are tested, regardless of whether multiple specimens are tested or multiple results are received. If a person has a positive specimen and a negative specimen in the same day, only the positive result is counted.



Percent positivity for new cases in Florida residents

The percent of positive results ranged from 3.04% to 4.53% over the past 2 weeks and was 3.89% yesterday.

This percent is the number of people who test PCR- or antigen-positive for the first time divided by all the people tested that day, excluding people who have previously tested positive.



COVID-19: characteristics of 2,283,315 Florida resident cases

Data through May 31, 2021 verified as of Jun 1, 2021 at 09:25 AM

Data in this report are provisional and subject to change.

Age group	Cases		Hospitalizations		Deaths	
0-4 years	49,548	2%	661	1%	2	0%
5-14 years	154,904	7%	665	1%	5	0%
15-24 years	357,269	16%	2,470	3%	56	0%
25-34 years	401,891	18%	4,828	5%	221	1%
35-44 years	357,514	16%	7,162	8%	606	2%
45-54 years	345,845	15%	11,038	12%	1,511	4%
55-64 years	294,867	13%	16,515	17%	4,174	11%
65-74 years	177,616	8%	19,660	21%	7,909	21%
75-84 years	97,153	4%	19,389	20%	11,104	30%
85+ years	45,047	2%	12,814	13%	11,281	31%
Unknown	1,661	0%	8	0%	0	0%
Total	2,283,315		95,210		36,869	

Gender	Cases	
Female	1,194,580	52%
Male	1,068,354	47%
Unknown	20,381	1%
Total	2,283,315	

Ethnicity	Cases		Hospitalizations		Deaths	
Hispanic	747,116	33%	24,200	25%	8,693	24%
Non-Hispanic	1,129,072	49%	66,808	70%	25,916	70%
Unknown	407,127	18%	4,202	4%	2,260	6%
Total	2,283,315		95,210		36,869	

Race and ethnicity	Cases		Hospitalizations		Deaths	
White	1,308,891	57%	62,542	66%	26,952	73%
Hispanic	497,002	22%	17,291	18%	6,928	19%
Non-Hispanic	720,500	32%	43,485	46%	18,876	51%
Unknown	91,389	4%	1,766	2%	1,148	3%
Black	305,597	13%	19,818	21%	5,964	16%
Hispanic	18,298	1%	858	1%	242	1%
Non-Hispanic	264,795	12%	18,579	20%	5,541	15%
Unknown	22,504	1%	381	0%	181	0%
Other race	359,562	16%	10,492	11%	2,955	8%
Hispanic	181,547	8%	5,536	6%	1,333	4%
Non-Hispanic	124,577	5%	4,480	5%	1,395	4%
Unknown	53,438	2%	476	0%	227	1%
Unknown race	309,265	14%	2,358	2%	998	3%
Hispanic	50,269	2%	515	1%	190	1%
Non-Hispanic	19,200	1%	264	0%	104	0%
Unknown	239,796	11%	1,579	2%	704	2%
Total	2,283,315		95,210		36,869	

Hospitalization counts include anyone who was hospitalized at some point during their illness. It does not reflect the number of people currently hospitalized. **Other race** includes any person with a race of American Indian/Alaskan native, Asian, native Hawaiian/Pacific Islander, or other.

COVID-19: deaths in Florida residents and staff of long-term care facilities

Data through May 31, 2021 verified as of Jun 1, 2021 at 09:25 AM

Data in this report are provisional and subject to change.

For current cases in residents or staff of long-term care facilities, please visit: <https://floridahealthcovid19.gov/>

CountyDeaths				CountyDeaths				CountyDeaths			
Palm Beach	1092	<div></div>	9%	Okaloosa	167	<div></div>	1%	Madison	20	<div></div>	0%
Dade	1028	<div></div>	9%	Hernando	162	<div></div>	1%	Calhoun	18	<div></div>	0%
Pinellas	915	<div></div>	8%	Osceola	143	<div></div>	1%	Flagler	17	<div></div>	0%
Broward	718	<div></div>	6%	Charlotte	139	<div></div>	1%	Gulf	17	<div></div>	0%
Hillsborough	599	<div></div>	5%	Indian River	126	<div></div>	1%	Wakulla	16	<div></div>	0%
Duval	458	<div></div>	4%	Clay	125	<div></div>	1%	Bradford	14	<div></div>	0%
Polk	446	<div></div>	4%	Leon	103	<div></div>	1%	Washington	13	<div></div>	0%
Brevard	425	<div></div>	4%	Highlands	98	<div></div>	1%	Baker	12	<div></div>	0%
Orange	410	<div></div>	4%	Bay	94	<div></div>	1%	Holmes	12	<div></div>	0%
Sarasota	407	<div></div>	4%	Jackson	89	<div></div>	1%	Jefferson	12	<div></div>	0%
Lee	351	<div></div>	3%	St. Johns	88	<div></div>	1%	Gadsden	10	<div></div>	0%
Marion	334	<div></div>	3%	Alachua	83	<div></div>	1%	Lafayette	10	<div></div>	0%
Volusia	305	<div></div>	3%	Santa Rosa	82	<div></div>	1%	Franklin	9	<div></div>	0%
Escambia	287	<div></div>	2%	Suwannee	60	<div></div>	1%	Levy	7	<div></div>	0%
St. Lucie	248	<div></div>	2%	Columbia	52	<div></div>	0%	Desoto	6	<div></div>	0%
Seminole	239	<div></div>	2%	Putnam	46	<div></div>	0%	Dixie	5	<div></div>	0%
Pasco	234	<div></div>	2%	Sumter	45	<div></div>	0%	Monroe	5	<div></div>	0%
Lake	230	<div></div>	2%	Nassau	34	<div></div>	0%	Taylor	3	<div></div>	0%
Collier	199	<div></div>	2%	Walton	31	<div></div>	0%	Hardee	2	<div></div>	0%
Manatee	195	<div></div>	2%	Hendry	29	<div></div>	0%	Hamilton	1	<div></div>	0%
Citrus	177	<div></div>	2%	Okeechobee	24	<div></div>	0%	Liberty	1	<div></div>	0%
Martin	173	<div></div>	2%	Gilchrist	21	<div></div>	0%	Total	11,521		

Note: cases are summarized by the county of usual residence. Residents and staff may be cases associated with facilities that are not in their county of usual residence, resulting in cases being included below for counties that do not have facilities with known cases.

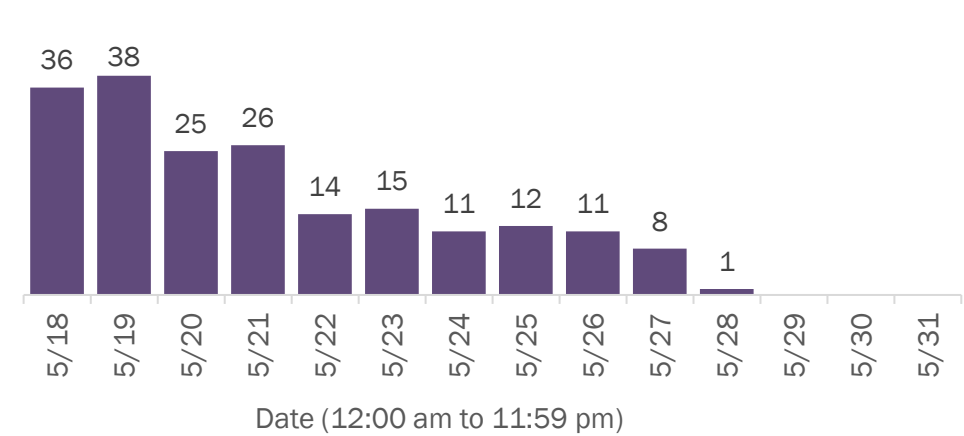
COVID-19: cases in Florida residents who have died

Data through May 31, 2021 verified as of Jun 1, 2021 at 09:25 AM

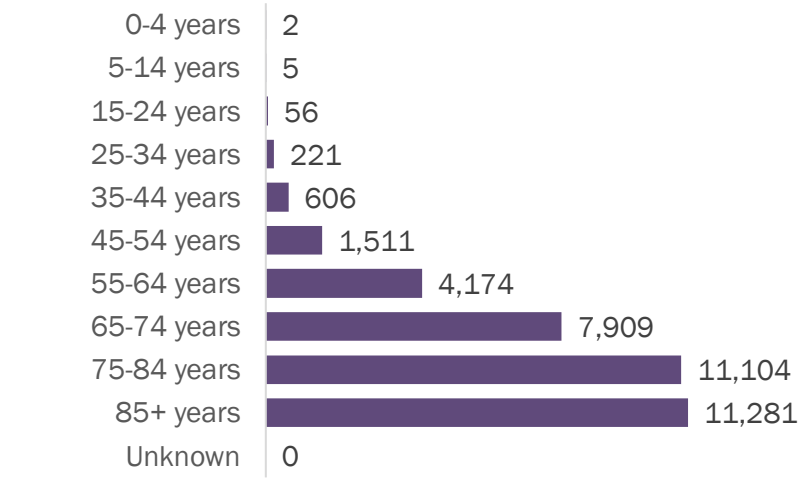
Data in this report are provisional and subject to change.

Demographics for all identified COVID-19 deaths: 36,869

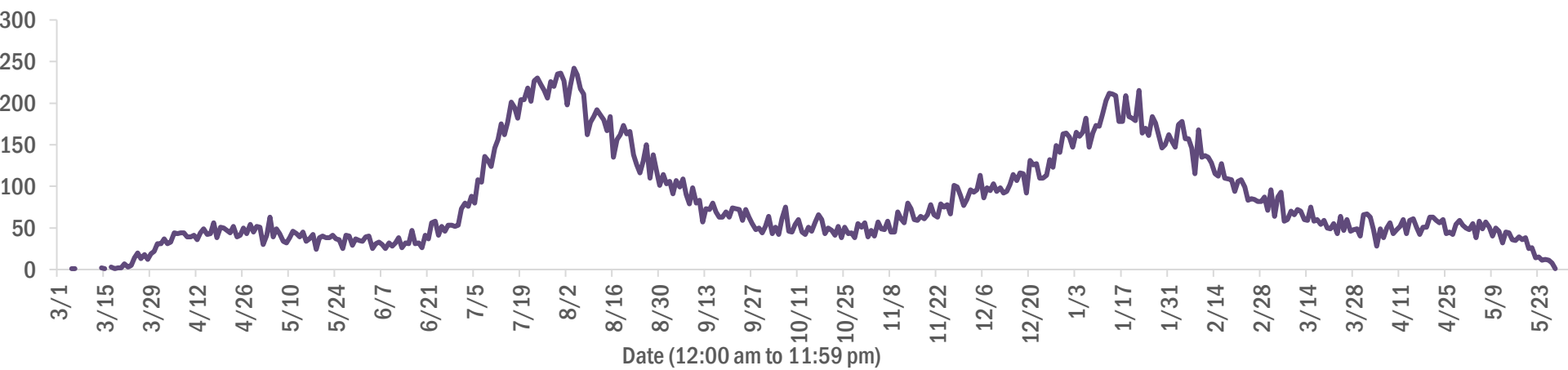
Deaths by date of death for the past 2 weeks



Deaths by age group



Deaths by date of death since March 2020



Age group	Deaths	Cases	Case fatality rate	Mortality rate per 100,000 population
0-4 years	2	49,548	0.0%	0.2
5-14 years	5	154,904	0.0%	0.2
15-24 years	56	357,269	0.0%	2.2
25-34 years	221	401,891	0.1%	7.8
35-44 years	606	357,514	0.2%	23.2
45-54 years	1,511	345,845	0.4%	54.2
55-64 years	4,174	294,867	1.4%	144.3
65-74 years	7,909	177,616	4.5%	325.9
75-84 years	11,104	97,153	11.4%	790.7
85+ years	11,281	45,047	25.0%	1953.3
Unknown	0	1,661	0.0%	
Total	36,869	2,283,315	1.6%	170.7

Race	Deaths	Cases	Case fatality rate	Mortality rate per 100,000 population
White	26,952	1,308,891	2.1%	161.4
Black	5,964	305,597	2.0%	163.1
Other	2,955	359,562	0.8%	237.5
Unknown	998	309,265	0.3%	
Total	36,869	2,283,315	1.6%	170.7

Gender	Deaths	Cases	Case fatality rate	Mortality rate per 100,000 population
Male	20,663	1,068,354	1.9%	195.7
Female	16,205	1,194,580	1.4%	146.8
Unknown	1	20,381	0.0%	
Total	36,869	2,283,315	1.6%	170.7

Ethnicity	Deaths	Cases	Case fatality rate	Mortality rate per 100,000 population
Hispanic	8,693	747,116	1.2%	153.1
Non-Hispanic	25,916	1,129,072	2.3%	162.8
Unknown	2,260	407,127	0.6%	
Total	36,869	2,283,315	1.6%	170.7

COVID-19: characteristics of 2,283,315 cases

Data through May 31, 2021 verified as of Jun 1, 2021 at 09:25 AM

Data in this report are provisional and subject to change.

Tables below include cases in Florida residents and non-Florida residents.

All 67 Florida counties have cases:

County	FL resident cases		Non-FL resident cases	Total cases	FL resident deaths	FL death rate
Dade	494,552	<div></div> 22%	6,871	501,423	6,440	1.3%
Broward	242,044	<div></div> 11%	2,992	245,036	3,077	1.3%
Palm Beach	145,986	<div></div> 6%	2,670	148,656	2,881	2.0%
Hillsborough	142,013	<div></div> 6%	1,223	143,236	1,828	1.3%
Orange	140,690	<div></div> 6%	2,311	143,001	1,309	0.9%
Duval	99,204	<div></div> 4%	1,633	100,837	1,480	1.5%
Pinellas	79,421	<div></div> 3%	2,017	81,438	1,670	2.1%
Lee	71,366	<div></div> 3%	2,335	73,701	1,007	1.4%
Polk	70,645	<div></div> 3%	500	71,145	1,391	2.0%
Osceola	45,428	<div></div> 2%	817	46,245	527	1.2%
Volusia	44,120	<div></div> 2%	777	44,897	844	1.9%
Brevard	42,220	<div></div> 2%	743	42,963	905	2.1%
Pasco	42,527	<div></div> 2%	361	42,888	800	1.9%
Manatee	39,024	<div></div> 2%	889	39,913	688	1.8%
Collier	35,658	<div></div> 2%	1,444	37,102	549	1.5%
Escambia	32,930	<div></div> 1%	3,703	36,633	700	2.1%
Seminole	35,096	<div></div> 2%	264	35,360	516	1.5%
Sarasota	32,105	<div></div> 1%	1,598	33,703	843	2.6%
Leon	31,882	<div></div> 1%	949	32,831	333	1.0%
Marion	31,768	<div></div> 1%	171	31,939	985	3.1%
Lake	30,502	<div></div> 1%	563	31,065	658	2.2%
St. Lucie	27,267	<div></div> 1%	201	27,468	656	2.4%
Alachua	25,168	<div></div> 1%	316	25,484	285	1.1%
St. Johns	22,967	<div></div> 1%	313	23,280	221	1.0%
Okaloosa	20,653	<div></div> 1%	237	20,890	367	1.8%
Bay	19,748	<div></div> 1%	829	20,577	394	2.0%
Clay	19,212	<div></div> 1%	53	19,265	352	1.8%
Santa Rosa	18,294	<div></div> 1%	262	18,556	291	1.6%
Hernando	14,476	<div></div> 1%	114	14,590	477	3.3%
Charlotte	13,195	<div></div> 1%	218	13,413	437	3.3%
Indian River	12,735	<div></div> 1%	110	12,845	305	2.4%
Martin	12,472	<div></div> 1%	242	12,714	331	2.7%
Citrus	11,302	<div></div> 0%	99	11,401	463	4.1%
Sumter	9,393	<div></div> 0%	111	9,504	282	3.0%
Highlands	8,680	<div></div> 0%	98	8,778	366	4.2%

County	FL resident cases		Non-FL resident cases	Total cases	FL resident deaths	FL death rate
Nassau	8,194	<div></div> 0%	454	8,648	126	1.5%
Columbia	8,219	<div></div> 0%	46	8,265	170	2.1%
Walton	7,025	<div></div> 0%	892	7,917	89	1.3%
Flagler	7,398	<div></div> 0%	102	7,500	112	1.5%
Monroe	6,683	<div></div> 0%	408	7,091	51	0.8%
Putnam	6,695	<div></div> 0%	24	6,719	158	2.4%
Jackson	6,236	<div></div> 0%	73	6,309	158	2.5%
Gadsden	5,753	<div></div> 0%	17	5,770	99	1.7%
Suwannee	5,362	<div></div> 0%	29	5,391	139	2.6%
Hendry	4,851	<div></div> 0%	17	4,868	86	1.8%
Desoto	4,408	<div></div> 0%	27	4,435	97	2.2%
Okeechobee	4,126	<div></div> 0%	54	4,180	89	2.2%
Levy	3,558	<div></div> 0%	13	3,571	56	1.6%
Baker	3,523	<div></div> 0%	19	3,542	62	1.8%
Wakulla	3,511	<div></div> 0%	14	3,525	56	1.6%
Hardee	3,260	<div></div> 0%	15	3,275	45	1.4%
Bradford	3,036	<div></div> 0%	13	3,049	58	1.9%
Unknown	57	<div></div> 0%	2,974	3,031	0	0.0%
Taylor	2,748	<div></div> 0%	5	2,753	48	1.7%
Washington	2,730	<div></div> 0%	21	2,751	52	1.9%
Holmes	2,249	<div></div> 0%	33	2,282	49	2.2%
Madison	2,066	<div></div> 0%	28	2,094	45	2.2%
Gulf	1,955	<div></div> 0%	24	1,979	45	2.3%
Union	1,846	<div></div> 0%	1	1,847	74	4.0%
Calhoun	1,704	<div></div> 0%	3	1,707	45	2.6%
Hamilton	1,627	<div></div> 0%	20	1,647	25	1.5%
Gilchrist	1,631	<div></div> 0%	5	1,636	44	2.7%
Dixie	1,622	<div></div> 0%	4	1,626	24	1.5%
Lafayette	1,623	<div></div> 0%	0	1,623	26	1.6%
Jefferson	1,496	<div></div> 0%	26	1,522	28	1.9%
Franklin	1,319	<div></div> 0%	40	1,359	20	1.5%
Liberty	1,083	<div></div> 0%	1	1,084	16	1.5%
Glades	978	<div></div> 0%	4	982	19	1.9%
Total	2,283,315		43,440	2,326,755	36,869	1.6%

COVID-19: characteristics of 2,283,315 Florida resident cases

Data through May 31, 2021 verified as of Jun 1, 2021 at 09:25 AM

Data in this report are provisional and subject to change.

The table below includes the cities and counties of residence for cases in Florida residents based on the patient's ZIP Code.

Note that city is not always received as part of the initial notification and may be missing while the case is being investigated.

City and county	Cases
Miami, Dade	287,082
Orlando, Orange	104,658
Jacksonville, Duval	93,318
Tampa, Hillsborough	82,370
Hialeah, Dade	69,030
Fort Lauderdale, Broward	51,131
Hollywood, Broward	45,773
West Palm Beach, Palm Beach	35,742
Kissimmee, Osceola	34,897
Tallahassee, Leon	30,802
Homestead, Dade	30,507
Naples, Collier	30,098
Saint Petersburg, Pinellas	28,855
Pensacola, Escambia	27,473
Fort Myers, Lee	27,254
Bradenton, Manatee	25,411
Boca Raton, Palm Beach	24,759
Lakeland, Polk	24,466
Ocala, Marion	23,303
Pompano Beach, Broward	22,715
Gainesville, Alachua	19,948
Sarasota, Sarasota	19,721
Cape Coral, Lee	18,704
Port Saint Lucie, St. Lucie	18,209
Lake Worth, Palm Beach	17,578
Miami Beach, Dade	16,420
Miramar, Broward	15,829
Clearwater, Pinellas	15,671
Coral Springs, Broward	14,461
Boynton Beach, Palm Beach	14,196
Doral, Dade	14,037
Miami Gardens, Dade	13,372
Panama City, Bay	12,524
Saint Augustine, St. Johns	12,274
Melbourne, Brevard	11,928
Lehigh Acres, Lee	11,863
Winter Haven, Polk	11,792
Riverview, Hillsborough	11,051
Davie, Broward	10,846
Delray Beach, Palm Beach	10,821
Palm Bay, Brevard	10,049
Vero Beach, Indian River	9,829
New Port Richey, Pasco	9,782
Sunrise, Broward	9,526
Saint Cloud, Osceola	9,126
Fort Pierce, St. Lucie	8,877
Milton, Santa Rosa	8,863
Spring Hill, Hernando	8,732
Daytona Beach, Volusia	8,690
Apopka, Orange	8,665
Largo, Pinellas	8,650
Coral Gables, Dade	8,591
Plantation, Broward	8,522
North Miami Beach, Dade	8,461
Davenport, Polk	8,404
Clermont, Lake	8,330
Brandon, Hillsborough	8,289
Deltona, Volusia	7,978
Sanford, Seminole	7,932

COVID-19: characteristics of 2,283,315 Florida resident cases

Data through May 31, 2021 verified as of Jun 1, 2021 at 09:25 AM

Data in this report are provisional and subject to change.

The table below includes the cities and counties of residence for cases in Florida residents based on the patient's ZIP Code. Note that city is not always received as part of the initial notification and may be missing while the case is being investigated.

City and county	Cases
Orange Park, Clay	7,788
Plant City, Hillsborough	7,737
Jupiter, Palm Beach	7,582
Weston, Broward	7,481
Lake City, Columbia	7,460
Deerfield Beach, Broward	7,047
Winter Garden, Orange	6,811
Tamarac, Broward	6,527
Port Charlotte, Charlotte	6,489
Wesley Chapel, Pasco	6,294
Palm Coast, Flagler	6,234
Coconut Creek, Broward	6,153
Margate, Broward	6,020
Stuart, Martin	5,937
Land O Lakes, Pasco	5,927
Deland, Volusia	5,893
Palm Beach Gardens, Palm Beach	5,806
Fort Walton Beach, Okaloosa	5,709
Wellington, Palm Beach	5,680
Oviedo, Seminole	5,621
Palm Harbor, Pinellas	5,617
Palmetto, Manatee	5,596
Winter Park, Orange	5,596
Crestview, Okaloosa	5,489
Altamonte Springs, Seminole	5,317
Lutz, Hillsborough	5,304
Valrico, Hillsborough	5,091
Port Orange, Volusia	5,082
Opa Locka, Dade	5,005
North Port, Sarasota	4,984
Haines City, Polk	4,964
Brooksville, Hernando	4,915
Middleburg, Clay	4,850
Venice, Sarasota	4,833
Hallandale, Broward	4,819
Pembroke Pines, Broward	4,813
Miami Lakes, Dade	4,802
Punta Gorda, Charlotte	4,727
Sebring, Highlands	4,652
Leesburg, Lake	4,615
Ocoee, Orange	4,561
Zephyrhills, Pasco	4,444
Saint Johns, St. Johns	4,365
Ormond Beach, Volusia	4,336
Seminole, Pinellas	4,316
The Villages, Sumter	4,293
Arcadia, Desoto	4,293
Bonita Springs, Lee	4,264
Pinellas Park, Pinellas	4,168
Live Oak, Suwannee	4,140
Okeechobee, Okeechobee	4,112
North Lauderdale, Broward	4,078
Longwood, Seminole	4,057
Ruskin, Hillsborough	4,048
North Miami, Dade	4,046
Immokalee, Collier	3,963
Cocoa, Brevard	3,955
Windermere, Orange	3,918
Navarre, Santa Rosa	3,819

COVID-19: characteristics of 2,283,315 Florida resident cases

Data through May 31, 2021 verified as of Jun 1, 2021 at 09:25 AM

Data in this report are provisional and subject to change.

The table below includes the cities and counties of residence for cases in Florida residents based on the patient's ZIP Code. Note that city is not always received as part of the initial notification and may be missing while the case is being investigated.

City and county	Cases
Casselberry, Seminole	3,754
Port Richey, Pasco	3,560
Hudson, Pasco	3,538
Titusville, Brevard	3,518
Niceville, Okaloosa	3,420
Gulf Breeze, Santa Rosa	3,401
Lake Worth Beach, Palm Beach	3,399
Dade City, Pasco	3,359
North Fort Myers, Lee	3,358
Winter Springs, Seminole	3,317
Key West, Monroe	3,302
Cantonment, Escambia	3,295
Panama City Beach, Bay	3,274
Bartow, Polk	3,245
Oakland Park, Broward	3,233
Aventura, Dade	3,218
Lake Mary, Seminole	3,218
Jacksonville Beach, Duval	3,209
Kissimmee, Polk	3,166
Crawfordville, Wakulla	3,155
Auburndale, Polk	3,115
New Smyrna Beach, Volusia	3,107
Palatka, Putnam	3,083
Lake Wales, Polk	3,057
Quincy, Gadsden	3,055
Merritt Island, Brevard	2,966
Green Cove Springs, Clay	2,937
Tarpon Springs, Pinellas	2,922
Fernandina Beach, Nassau	2,885
Ponte Vedra Beach, St. Johns	2,859
Parkland, Broward	2,814
Cutler Ridge, Dade	2,757
Loxahatchee, Palm Beach	2,731
Inverness, Citrus	2,717
Eustis, Lake	2,693
Wimauma, Hillsborough	2,691
Holiday, Pasco	2,627
Cooper City, Broward	2,612
Estero, Lee	2,604
Belle Glade, Palm Beach	2,602
Perry, Taylor	2,576
Royal Palm Beach, Palm Beach	2,566
Lynn Haven, Bay	2,564
Dunedin, Pinellas	2,549
Clewiston, Hendry	2,511
Marianna, Jackson	2,501
Fleming Island, Clay	2,488
Sarasota, Manatee	2,469
Santa Rosa Beach, Walton	2,457
Key Biscayne, Dade	2,457
Parrish, Manatee	2,427
Rockledge, Brevard	2,414
Riviera Beach, Palm Beach	2,368
Odessa, Hillsborough	2,363
Seffner, Hillsborough	2,353
Palm City, Martin	2,247
Avon Park, Highlands	2,239
Mulberry, Polk	2,237
Mount Dora, Lake	2,223

COVID-19: characteristics of 2,283,315 Florida resident cases

Data through May 31, 2021 verified as of Jun 1, 2021 at 09:25 AM

Data in this report are provisional and subject to change.

The table below includes the cities and counties of residence for cases in Florida residents based on the patient's ZIP Code. Note that city is not always received as part of the initial notification and may be missing while the case is being investigated.

City and county	Cases
Defuniak Springs, Walton	2,221
Labelle, Hendry	2,175
Groveland, Lake	2,152
Destin, Okaloosa	2,129
Tavares, Lake	2,121
Chipley, Washington	2,116
Orange City, Volusia	2,081
Lithia, Hillsborough	2,067
Starke, Bradford	2,054
Pinecrest, Dade	1,998
Yulee, Nassau	1,984
Maitland, Orange	1,969
Summerfield, Marion	1,965
Wauchula, Hardee	1,930
Palmetto Bay, Dade	1,862
Sebastian, Indian River	1,823
Dania, Broward	1,804
Homosassa, Citrus	1,783
Lady Lake, Lake	1,782
Callahan, Nassau	1,778
Macclenny, Baker	1,734
Ponte Vedra, St. Johns	1,727
Gibsonton, Hillsborough	1,698
Edgewater, Volusia	1,684
Crystal River, Citrus	1,678
Carol City, Dade	1,666
Dover, Hillsborough	1,652
Oldsmar, Pinellas	1,652
Lake Placid, Highlands	1,639
Apollo Beach, Hillsborough	1,628
Debary, Volusia	1,612
Bonifay, Holmes	1,609
Hobe Sound, Martin	1,605
Missing, Dade	1,604
Mayo, Lafayette	1,590
Florida City, Dade	1,586
Coconut Grove, Dade	1,582
Palm Springs, Palm Beach	1,542
Pace, Santa Rosa	1,524
Sun City Center, Hillsborough	1,515
Dunnellon, Marion	1,500
Crossings, Dade	1,493
Atlantic Beach, Duval	1,462
Lake Butler, Union	1,435
Lantana, Palm Beach	1,425
Belleview, Marion	1,403
Alachua, Alachua	1,394
North Palm Beach, Palm Beach	1,377
Monticello, Jefferson	1,368
Madison, Madison	1,360
Biscayne Park, Dade	1,358
Williston, Levy	1,328
Safety Harbor, Pinellas	1,303
Ellenton, Manatee	1,300
Indiantown, Martin	1,300
South Miami, Dade	1,283
Graceville, Jackson	1,256
Jensen Beach, Martin	1,254
Lauderhill, Broward	1,251

COVID-19: characteristics of 2,283,315 Florida resident cases

Data through May 31, 2021 verified as of Jun 1, 2021 at 09:25 AM

Data in this report are provisional and subject to change.

The table below includes the cities and counties of residence for cases in Florida residents based on the patient's ZIP Code.

Note that city is not always received as part of the initial notification and may be missing while the case is being investigated.

City and county	Cases
Satellite Beach, Brevard	1,237
Newberry, Alachua	1,232
Lecanto, Citrus	1,222
Century, Escambia	1,186
Beverly Hills, Citrus	1,186
Englewood, Charlotte	1,173
Havana, Gadsden	1,156
Hilliard, Nassau	1,147
Freeport, Walton	1,121
El Portal, Dade	1,120
Nokomis, Sarasota	1,118
Trenton, Gilchrist	1,117
Wildwood, Sumter	1,116
Wilton Manors, Broward	1,114
Keystone Heights, Clay	1,087
Key Largo, Monroe	1,074
Bushnell, Sumter	1,069
Frostproof, Polk	1,062
Blountstown, Calhoun	1,059
Jasper, Hamilton	1,054
Lauderdale Lakes, Broward	1,040
Medley, Dade	1,030
Hernando, Citrus	1,023
Polk City, Polk	1,018
Wewahitchka, Gulf	1,010
Mary Esther, Okaloosa	1,000
Dunnellon, Citrus	991
Minneola, Lake	976
Sanderson, Baker	964
Fellsmere, Indian River	963
Spring Hill, Pasco	960
Shalimar, Okaloosa	935
Marco Island, Collier	935
Fisher Island, Dade	927
Everglades National Park, Dade	911
Moore Haven, Glades	911
Port Saint Joe, Gulf	911
Thonotosassa, Hillsborough	908
Trinity, Pasco	903
Sorrento, Lake	902
Chiefland, Levy	896
Cocoa Beach, Brevard	890
Pahokee, Palm Beach	888
High Springs, Alachua	888
Fruitland Park, Lake	887
Fort Meade, Polk	875
Coleman, Sumter	852
Englewood, Sarasota	851
South Bay, Palm Beach	845
Indialantic, Brevard	842
Bristol, Liberty	838
Cross City, Dixie	829
Glen Saint Mary, Baker	820
Crescent City, Putnam	818
Southwest Ranches, Broward	818
Umatilla, Lake	813
Marathon, Monroe	797
West Melbourne, Brevard	790
Interlachen, Putnam	777

COVID-19: characteristics of 2,283,315 Florida resident cases

Data through May 31, 2021 verified as of Jun 1, 2021 at 09:25 AM

Data in this report are provisional and subject to change.

The table below includes the cities and counties of residence for cases in Florida residents based on the patient's ZIP Code.

Note that city is not always received as part of the initial notification and may be missing while the case is being investigated.

City and county	Cases
Lake Alfred, Polk	768
Miramar Beach, Walton	767
Fort Myers Beach, Lee	753
Weeki Wachee, Hernando	747
Chattahoochee, Gadsden	741
Old Town, Dixie	733
Bowling Green, Hardee	732
Jacksonville, St. Johns	717
Silver Springs, Marion	714
Olympia Heights, Dade	704
South Daytona, Volusia	702
Uleta, Dade	701
Lawtey, Bradford	687
Fort White, Columbia	687
Neptune Beach, Duval	686
Coral, Dade	679
Mascotte, Lake	672
Belle Isle, Orange	666
Surfside, Dade	664
Palm Beach, Palm Beach	654
Gulfport, Pinellas	638
Bronson, Levy	637
Baker, Okaloosa	628
Bunnell, Flagler	628
Clearwater Beach, Pinellas	616
Rotunda West, Charlotte	597
Mims, Brevard	588
Sneads, Jackson	578
Myakka City, Manatee	575
Hawthorne, Alachua	570
Alva, Lee	566
Jay, Santa Rosa	561
Dundee, Polk	553
Oxford, Sumter	551
Carrabelle, Franklin	543
Cape Canaveral, Brevard	542
Missing, Volusia	541
Zolfo Springs, Hardee	539
Oakland, Orange	534
Citra, Marion	530
Tavernier, Monroe	528
Ocklawaha, Marion	528
Indian Harbour Beach, Brevard	526
Florida State University, Leon	524
Melbourne Beach, Brevard	524
Bal Harbour, Dade	518
Cottondale, Jackson	513
Sweetwater, Dade	510
Webster, Sumter	507
Flagler Beach, Flagler	505
Celebration, Osceola	500
Molino, Escambia	497
Youngstown, Bay	495
Midway, Gadsden	493
East Palatka, Putnam	481
Bell, Gilchrist	471
Altha, Calhoun	458
Eagle Lake, Polk	456
De Leon Springs, Volusia	452

COVID-19: characteristics of 2,283,315 Florida resident cases

Data through May 31, 2021 verified as of Jun 1, 2021 at 09:25 AM

Data in this report are provisional and subject to change.

The table below includes the cities and counties of residence for cases in Florida residents based on the patient's ZIP Code.

Note that city is not always received as part of the initial notification and may be missing while the case is being investigated.

City and county	Cases
Branford, Suwannee	447
Missing, Orange	443
West Miami, Dade	443
Apalachicola, Franklin	439
Archer, Alachua	438
Haverhill, Palm Beach	430
Floral City, Citrus	424
Ave Maria, Collier	424
Osprey, Sarasota	423
Chuluota, Seminole	414
Lake Park, Palm Beach	412
Holly Hill, Volusia	409
Tequesta, Palm Beach	408
Hastings, St. Johns	404
Centerville, Leon	396
Grand Island, Lake	396
Pierson, Volusia	390
Grand Ridge, Jackson	383
Montverde, Lake	381
Raiford, Union	376
Hallandale Beach, Broward	359
Malabar, Brevard	356
Gotha, Orange	355
Indian Rocks Beach, Pinellas	354
Bryceville, Nassau	353
Alafaya, Orange	348
Greenville, Madison	344
Fort McCoy, Marion	343
Satsuma, Putnam	341
Lake Panasoffkee, Sumter	339
Vernon, Washington	338
Elkton, St. Johns	337
Kenneth City, Pinellas	333
Reddick, Marion	327
Sebastian, Brevard	325
Jennings, Hamilton	325
Malone, Jackson	323
Melrose, Putnam	322
Eastpoint, Franklin	319
Anthony, Marion	318
Belleair, Pinellas	318
San Antonio, Pasco	316
Greenacres, Palm Beach	316
Morriston, Levy	316
Winter Park, Seminole	312
Laurel Hill, Okaloosa	312
Geneva, Seminole	308
Valparaiso, Okaloosa	306
Westville, Holmes	304
O Brien, Suwannee	300
Lehigh, Lee	298
Kindred, Osceola	293
Fern Park, Seminole	289
Greenwood, Jackson	287
Ponce De Leon, Holmes	278
University Of Central Fl, Orange	271
South Pasadena, Pinellas	270
Eglin Air Force Base, Okaloosa	269
Poinciana, Polk	265

COVID-19: characteristics of 2,283,315 Florida resident cases

Data through May 31, 2021 verified as of Jun 1, 2021 at 09:25 AM

Data in this report are provisional and subject to change.

The table below includes the cities and counties of residence for cases in Florida residents based on the patient's ZIP Code.

Note that city is not always received as part of the initial notification and may be missing while the case is being investigated.

City and county	Cases
Weirsdale, Marion	264
Inlet Beach, Walton	263
Islamorada, Monroe	261
Sanibel, Lee	261
Edgewood, Orange	254
Cutler Bay, Dade	253
Fountain, Bay	249
Lee, Madison	248
Longboat Key, Manatee	247
White Springs, Hamilton	246
Southport, Bay	244
Saint James City, Lee	242
Gretna, Gadsden	237
Astatula, Lake	232
Madeira Beach, Pinellas	232
Howey-In-The-Hills, Lake	231
Hosford, Liberty	230
Holt, Okaloosa	228
Wellborn, Suwannee	228
Lakewood Ranch, Manatee	228
Juno Beach, Palm Beach	224
Atlantis, Palm Beach	223
Lake Helen, Volusia	223
Lauderdale By The Sea, Broward	222
Babson Park, Polk	219
Mcdavid, Escambia	218
Holmes Beach, Manatee	218
Altoona, Lake	215
Osteen, Volusia	213
Bay Harbor Islands, Dade	210
Micanopy, Alachua	210
Center Hill, Sumter	206
Zellwood, Orange	200
Sopchoppy, Wakulla	199
Azalea Park, Orange	198
Bokeelia, Lee	196
Alford, Jackson	195
Mcalpin, Suwannee	193
The Villages, Lake	192
Hypoluxo, Palm Beach	187
Missing, Lee	187
Viera, Brevard	187
Golden Beach, Dade	185
Odessa, Pasco	185
The Villages, Marion	184
Pomona Park, Putnam	183
Oak Hill, Volusia	183
Paisley, Lake	181
Mangonia Park, Palm Beach	181
Rocky Point, Hillsborough	180
Summerland Key, Monroe	173
Ponce Inlet, Volusia	171
University Of Fl, Alachua	168
University Of Miami, Dade	167
Grant-Valkaria, Brevard	167
Lutz, Pasco	166
Caryville, Washington	164
Sumterville, Sumter	163
Hollister, Putnam	163

COVID-19: characteristics of 2,283,315 Florida resident cases

Data through May 31, 2021 verified as of Jun 1, 2021 at 09:25 AM

Data in this report are provisional and subject to change.

The table below includes the cities and counties of residence for cases in Florida residents based on the patient's ZIP Code.

Note that city is not always received as part of the initial notification and may be missing while the case is being investigated.

City and county	Cases
Bay Lake, Orange	161
Citrus Springs, Citrus	161
Lockhart, Orange	157
Big Pine Key, Monroe	157
Christmas, Orange	153
Lady Lake, Sumter	153
San Mateo, Putnam	151
Carrollwood, Hillsborough	151
Inglis, Levy	151
Hiawassee, Orange	151
Missing, Pinellas	146
West Park, Broward	145
Missing, St. Johns	142
Harmony, Osceola	141
University Of Central Florida, Orange	140
Clair-Mel City, Hillsborough	140
Lake Hamilton, Polk	138
Buena Ventura Lakes, Osceola	138
Baldwin, Duval	138
Missing, Sumter	134
Cloud Lake, Palm Beach	134
Kendall, Dade	134
Hampton, Bradford	133
Apopka, Seminole	132
Clarksville, Calhoun	132
Placida, Charlotte	131
Steinhatchee, Taylor	127
Matlacha, Lee	126
Seville, Volusia	126
City Of Sunrise, Broward	126
Temple Terrace, Hillsborough	125
Belleair Beach, Pinellas	125
Lighthouse Point, Broward	121
Tierra Verde, Pinellas	121
Sunny Isles Beach, Dade	121
Barry University, Dade	121
Dania Beach, Broward	120
Astor, Lake	119
Saint Leo, Pasco	117
Callaway, Bay	117
Dinsmore, Duval	115
Panacea, Wakulla	115
Hurlburt Field, Okaloosa	114
Cedar Key, Levy	114
Bradenton Beach, Manatee	112
Florahome, Putnam	111
Lamont, Jefferson	109
Tyndall Air Force Base, Bay	109
Brooker, Bradford	109
Princeton, Dade	108
Canal Point, Palm Beach	108
Missing, Lake	108
Waldo, Alachua	108
Florida Gulf Coast Univ, Lee	106
Kathleen, Polk	106
Fruit Cove, St. Johns	103
Barefoot Bay, Brevard	103
University Of South Florida, Hillsborough	99
Ocean Ridge, Palm Beach	99

COVID-19: characteristics of 2,283,315 Florida resident cases

Data through May 31, 2021 verified as of Jun 1, 2021 at 09:25 AM

Data in this report are provisional and subject to change.

The table below includes the cities and counties of residence for cases in Florida residents based on the patient's ZIP Code.

Note that city is not always received as part of the initial notification and may be missing while the case is being investigated.

City and county	Cases
Bascom, Jackson	98
South Fort Myers, Lee	98
Lorida, Highlands	97
Pinetta, Madison	95
Crystal Beach, Pinellas	94
Fort Denaud, Hendry	93
Maitland, Seminole	92
Missing, St. Lucie	90
F M, Lee	90
Yalaha, Lake	90
Saint Pete Beach, Pinellas	88
Boca Grande, Lee	86
Missing, Marion	86
Welaka, Putnam	82
Patrick Air Force Base, Brevard	82
Eatonville, Orange	80
Wekiwa Springs, Seminole	79
North Venice, Sarasota	76
Palma Ceia, Hillsborough	76
Campbellton, Jackson	75
Cudjoe Key, Monroe	75
Avon Park, Polk	73
Miami Springs, Dade	73
Missing, Duval	73
Reunion, Osceola	72
Anna Maria, Manatee	72
Ochopee, Collier	71
Missing, Palm Beach	70
Air Mail Facility, Dade	69
Georgetown, Putnam	69
Missing, Pasco	69
Stock Island, Monroe	69
Northdale, Hillsborough	68
Greensboro, Gadsden	68
Felda, Hendry	68
Destin, Walton	67
Treasure Island, Pinellas	64
North Redington Beach, Pinellas	64
Mexico Beach, Bay	63
Micco, Brevard	62
University Of Tampa, Hillsborough	62
Highland City, Polk	60
Bellview, Escambia	60
Duette, Manatee	60
Bonita Beach, Lee	59
Orlando, Seminole	58
Okahumpka, Lake	58
Miami, Broward	58
Lake Suzy, Desoto	58
Walnut Hill, Escambia	58
Singer Island, Palm Beach	57
Green Acres, Palm Beach	56
Ona, Hardee	56
Naranja, Dade	56
Miromar Lakes, Lee	55
Heathrow, Seminole	55
Stetson University, Volusia	55
Enterprise, Volusia	54
Missing, Santa Rosa	54

COVID-19: characteristics of 2,283,315 Florida resident cases

Data through May 31, 2021 verified as of Jun 1, 2021 at 09:25 AM

Data in this report are provisional and subject to change.

The table below includes the cities and counties of residence for cases in Florida residents based on the patient's ZIP Code.

Note that city is not always received as part of the initial notification and may be missing while the case is being investigated.

City and county	Cases
Town N Country, Hillsborough	53
Waverly, Polk	52
Intercession City, Osceola	52
Orlando, Dade	52
Aloma, Orange	52
Salt Springs, Marion	51
Terra Ceia, Manatee	51
Palm Beach Shores, Palm Beach	51
Florida International Univ, Dade	50
Missing, Brevard	50
Missing, Broward	49
Eaton Park, Polk	49
Bayonet Point, Pasco	48
Florence Villa, Polk	48
Missing, Hillsborough	48
Ridge Manor, Pasco	47
Cinco Bayou, Okaloosa	47
Kenansville, Osceola	47
Sugarloaf Key, Monroe	46
Village Wellington, Palm Beach	45
Ebro, Washington	45
Miami Shores, Dade	45
North Bay Village, Dade	44
Sewalls Point, Martin	44
Missing, Seminole	44
Orlando, Osceola	44
Gulf Breeze, Escambia	44
Key Colony Beach, Monroe	44
Lacoochee, Pasco	43
Lakeshore, Polk	43
Manalapan, Palm Beach	43
Bradley, Polk	43
Hialeah Gardens, Dade	43
Bayshore Gardens, Manatee	42
Pine Hills, Orange	42
Village Of Wellington, Palm Beach	42
Poinciana, Osceola	41
Cortez, Manatee	41
Florida A And M University, Leon	41
Tice, Lee	40
Saint Johns, Duval	40
Bonaventure, Broward	40
Eloise, Polk	39
Pasadena, Pinellas	39
Univ Of FI Student Dorms, Alachua	39
Lealman, Pinellas	39
Davenport, Osceola	39
Westlake, Palm Beach	39
Jupiter, Martin	39
Ponte Vedra, Duval	38
Bay Pines, Pinellas	38
Highland Beach, Palm Beach	37
Venus, Highlands	37
Lulu, Columbia	37
Orlando, Volusia	37
Orlando, Broward	37
Pine Castle, Orange	36
Homeland, Polk	36
Sydney, Hillsborough	35

COVID-19: characteristics of 2,283,315 Florida resident cases

Data through May 31, 2021 verified as of Jun 1, 2021 at 09:25 AM

Data in this report are provisional and subject to change.

The table below includes the cities and counties of residence for cases in Florida residents based on the patient's ZIP Code.

Note that city is not always received as part of the initial notification and may be missing while the case is being investigated.

City and county	Cases
Palm Shores, Brevard	35
Orlando, Polk	35
Dowling Park, Suwannee	34
Hallandle Beach, Broward	34
Flemington, Marion	34
Siesta Key, Sarasota	34
City Of Westlake, Palm Beach	34
Alturas, Polk	34
Little Torch Key, Monroe	33
Mcintosh, Marion	33
Indian Lake Estates, Polk	33
Missing, Citrus	32
Homosassa Springs, Citrus	32
South Palm Beach, Palm Beach	32
Kinard, Calhoun	32
Bagdad, Santa Rosa	32
Wekiva Springs, Seminole	32
Palmdale, Glades	32
Penney Farms, Clay	32
Westchase, Hillsborough	31
Nocatee, Desoto	31
Saint Marks, Wakulla	30
Missing, Manatee	30
Hawthorne, Putnam	30
Pembroke Park, Broward	30
Missing, Indian River	29
Archer, Levy	29
Chokoloskee, Collier	29
Horseshoe Beach, Dixie	29
Bonita Springs, Collier	29
Sparr, Marion	28
Caryville, Holmes	28
Tangerine, Orange	28
New Smyrna, Volusia	28
Balm, Hillsborough	27
Orange Lake, Marion	27
Florida State, Leon	27
Long Key, Monroe	27
Redington Shores, Pinellas	26
Loughman, Polk	26
Labelle, Glades	26
Paxton, Walton	26
La Crosse, Alachua	26
Earleton, Alachua	26
Wabasso, Indian River	26
Fort Lauderdale, Dade	26
Orlando, Hillsborough	26
Tioga, Alachua	26
Missing, Monroe	25
Missing, Escambia	25
Buckingham, Lee	25
Pensacola Beach, Santa Rosa	25
Yankeetown, Levy	25
South Miami Heights, Dade	25
Bostwick, Putnam	24
Goulds, Dade	24
Santa Fe, Alachua	24
Union Park, Orange	24
Boca Raton, Broward	24

COVID-19: characteristics of 2,283,315 Florida resident cases

Data through May 31, 2021 verified as of Jun 1, 2021 at 09:25 AM

Data in this report are provisional and subject to change.

The table below includes the cities and counties of residence for cases in Florida residents based on the patient's ZIP Code.

Note that city is not always received as part of the initial notification and may be missing while the case is being investigated.

City and county	Cases
Champions Gate, Polk	23
Citrus Ridge, Indian River	23
Laud-By-The-Sea, Broward	23
Missing, Okaloosa	23
Ramrod Key, Monroe	22
Jensen Beach, St. Lucie	22
Mango, Hillsborough	22
Kissimmee, Orange	22
Parker, Bay	22
Crystal Springs, Pasco	22
Bonifay, Washington	22
Florida Dept Of Corrections, Union	22
Fort Ogden, Desoto	22
Wausau, Washington	22
Plymouth, Orange	22
Branford, Lafayette	22
Perdido Key, Escambia	22
Mexico Beach, Gulf	22
Florida International University, Dade	22
Sun City, Hillsborough	21
Florida State Univ Admin, Leon	21
Everglades City, Collier	21
Golden Oak, Orange	21
Candler, Marion	21
Lake Como, Putnam	21
Missing, Collier	21
Trenton, Levy	21
Lowell, Marion	20
Brooksville, Pasco	20
Hollywood, Dade	20
Lake Buena Vista, Orange	20
Nalcrest, Polk	20
Goodland, Collier	20
Indian River Shores, Indian River	20
Gulf Stream, Palm Beach	19
Babcock Ranch, Lee	19
Webster, Hernando	19
High Springs, Gilchrist	19
Maxville, Duval	19
Tallevast, Manatee	19
Johns Pass Village, Pinellas	19
Miami Gardens, Broward	19
Orlando, Palm Beach	19
Wildlight, Nassau	19
Otter Creek, Levy	18
Forest City, Orange	18
Hialeah, Broward	18
Trilby, Pasco	18
Belleair Bluffs, Pinellas	18
West Panama City Beach, Bay	18
Babcock Ranch, Charlotte	18
Lakewood Ranch, Sarasota	18
Mount Dora, Orange	18
Hillsboro Beach, Broward	18
Nichols, Polk	18
Graham, Bradford	17
Missing, Martin	17
Braden River, Manatee	17
Missing, Bay	17

COVID-19: characteristics of 2,283,315 Florida resident cases

Data through May 31, 2021 verified as of Jun 1, 2021 at 09:25 AM

Data in this report are provisional and subject to change.

The table below includes the cities and counties of residence for cases in Florida residents based on the patient's ZIP Code.

Note that city is not always received as part of the initial notification and may be missing while the case is being investigated.

City and county	Cases
Shady Hills, Pasco	17
Hutchinson Island, St. Lucie	17
Gulf Hammock, Levy	17
Graceville, Holmes	17
Lake Monroe, Seminole	17
Winter Garden, Lake	17
Daytona Beach Shores, Volusia	17
Deer Island, Lake	17
Wewahitchka, Calhoun	16
Lake City, Suwannee	16
Woodville, Leon	16
Miami, Unknown	16
Eau Gallie, Brevard	16
Saint Lucie West, St. Lucie	16
Watersound, Walton	16
Hernando Beach, Hernando	16
White Springs, Columbia	16
Dade City, Hernando	16
Suwannee, Dixie	16
Village Of Palmetto Bay, Dade	15
Indian Creek Village, Dade	15
Orlando, Lake	15
Orlando, Pinellas	15
Murdock, Charlotte	14
Choctaw Beach, Okaloosa	14
Captiva, Lee	14
Kingsley Lake, Bradford	14
Los Angeles, Dade	14
Copeland, Collier	14
Wahneta, Polk	14
Durant, Hillsborough	14
Laurel Hill, Walton	14
Virginia Gardens, Dade	14
Mount Plymouth, Lake	13
Elfers, Pasco	13
Greenville, Taylor	13
Holder, Citrus	13
Roseland, Indian River	13
Gonzalez, Escambia	13
Steinhatchee, Dixie	13
Umatilla, Marion	13
Grandin, Putnam	13
Missing, Sarasota	13
Long Boat Key, Manatee	13
Orlando, Brevard	13
Saint George Island, Franklin	13
Unknown, Dade	13
Redington Beach, Pinellas	13
Alys Beach, Bay	13
Fort Charlotte, Charlotte	13
Gibsonia, Polk	12
East Lake, Marion	12
Goldenrod, Seminole	12
Naples, Lee	12
Missing, Nassau	12
Rosemary Beach, Walton	12
Pensacola Beach, Escambia	12
Leisure City, Dade	12
Citrus Hills, Citrus	12

COVID-19: characteristics of 2,283,315 Florida resident cases

Data through May 31, 2021 verified as of Jun 1, 2021 at 09:25 AM

Data in this report are provisional and subject to change.

The table below includes the cities and counties of residence for cases in Florida residents based on the patient's ZIP Code.

Note that city is not always received as part of the initial notification and may be missing while the case is being investigated.

City and county	Cases
Missing, Putnam	12
Fanning Springs, Gilchrist	12
Day, Lafayette	11
Nobleton, Hernando	11
Cypress, Jackson	11
Sea Ranch Lakes, Broward	11
Deerfield Beach, Palm Beach	11
Missing, Polk	11
University Park, Manatee	11
Saint Augustine Beach, St. Johns	10
Worthington Springs, Union	10
Telogia, Liberty	10
Missing, Taylor	10
Barberville, Volusia	10
Innovation, Pasco	10
Haines Creek, Lake	10
Forest City, Seminole	10
Ozona, Pinellas	10
Ybor City, Hillsborough	10
Rubonia, Manatee	10
Briny Breezes, Palm Beach	10
Basinger, Okeechobee	10
East Rockland Key, Monroe	10
Perrine, Dade	10
Orlando, Leon	10
Orlando, Duval	10
Seacrest, Walton	10
Saint Augustine, Duval	9
West Delray Beach, Palm Beach	9
Grant Valkaria, Brevard	9
High Springs, Columbia	9
Keystone Heights, Bradford	9
Lamont, Madison	9
Lloyd, Jefferson	9
Cottondale, Washington	9
Scottsmoor, Brevard	9
Palma Sola, Manatee	9
Pine Ridge, Citrus	9
Beverly Beach, Flagler	9
Putnam Hall, Putnam	9
Fairfield, Marion	9
Ferndale, Lake	9
Missing, Jackson	9
Indian Shores, Pinellas	8
Cross Creek, Alachua	8
Quail Heights, Dade	8
Palm City, St. Lucie	8
Seybold, Dade	8
White City, Gulf	8
Missing, Clay	8
Jerome, Collier	8
Ridge Manor Estates, Sumter	8
Ponce De Leon, Walton	8
Anastasia Island, St. Johns	8
Salem, Taylor	8
Orange Springs, Marion	8
Oneco, Manatee	8
Weirsdale, Lake	8
Evinston, Alachua	8

COVID-19: characteristics of 2,283,315 Florida resident cases

Data through May 31, 2021 verified as of Jun 1, 2021 at 09:25 AM

Data in this report are provisional and subject to change.

The table below includes the cities and counties of residence for cases in Florida residents based on the patient's ZIP Code.

Note that city is not always received as part of the initial notification and may be missing while the case is being investigated.

City and county	Cases
Inglis, Citrus	7
Fernandina, Nassau	7
Missing, Flagler	7
Orange Park, Duval	7
Port Saint John, Brevard	7
Clarcona, Orange	7
Morriston, Marion	7
Orlando, Pasco	7
Longboat Key, Sarasota	7
Dearborn, Dade	7
Duck Key, Monroe	7
Missing, Walton	7
Labelle, Lee	7
Switzerland, St. Johns	7
Maitland, Volusia	7
Aripeka, Pasco	7
Deland, Lake	7
Valkaria, Brevard	7
Orlando, Alachua	7
River Ranch, Polk	7
Niceville, Walton	7
Okeechobee, Glades	7
Punta Gorda, Lee	6
Holt, Santa Rosa	6
Inlet Beach, Bay	6
Missing, Leon	6
Missing, Hernando	6
Orlando, Flagler	6
Orlando, Marion	6
Oklawaha, Marion	6
Shady Grove, Taylor	6
Sunny Hills, Washington	6
Missing, Highlands	6
Port Salerno, Martin	6
Winter Park, Polk	6
Winderemere, Orange	6
Lake Worth, Broward	6
Maitland, Hillsborough	6
Grove City, Charlotte	6
Eglin, Okaloosa	6
Coco River, Collier	6
Bruce, Holmes	6
Cape Haze, Charlotte	6
Miramar, Dade	6
Missing, Osceola	6
Newberry, Gilchrist	6
San Carlos Park, Lee	6
Glenwood, Volusia	6
Miccosukee, Leon	6
Orchid, Indian River	6
Point Washington, Walton	6
Mayport Naval Station, Duval	6
Lake Butler, Bradford	6
Maitland, Osceola	6
Bradenton, Sarasota	6
Ocoee, Lake	6
Missing, Unknown	6
Okeechobee, Martin	5
Passport, Unknown	5

COVID-19: characteristics of 2,283,315 Florida resident cases

Data through May 31, 2021 verified as of Jun 1, 2021 at 09:25 AM

Data in this report are provisional and subject to change.

The table below includes the cities and counties of residence for cases in Florida residents based on the patient's ZIP Code.

Note that city is not always received as part of the initial notification and may be missing while the case is being investigated.

City and county	Cases
Pompano Beach, Palm Beach	5
Orlando, Manatee	5
Wakulla Springs, Wakulla	5
Cypress Gardens, Polk	5
Island Grove, Alachua	5
Jonesville, Alachua	5
Missing, Alachua	5
Bonnie, Dade	5
Alys Beach, Walton	5
Delray Beach, Broward	5
Seacrest, Bay	5
Williston, Marion	5
Okeechobee, Osceola	5
North Fort Myers, Charlotte	5
Fort Lauderdale, Palm Beach	5
Jacksonville Naval Air Station, Duval	5
Bayou George, Bay	5
Boynton Beach, Broward	5
Ebro, Bay	5
Highland Park, Polk	5
Los Angeles, Broward	5
Westchester, Dade	5
Melrose, Bradford	5
Mid Florida, Seminole	5
Ocean Breeze, Martin	5
Missing, Columbia	5
Milton, Escambia	5
Jacksonville, Clay	5
Greenville, Jefferson	5
Mayport, Duval	5
Clermont, Polk	5
Pass, Unknown	5
Stuart, St. Lucie	5
Lake Geneva, Clay	5
Miami, Palm Beach	5
Live Oak, Madison	4
Loxahatchee Groves, Palm Beach	4
West Bradenton, Manatee	4
Marina Del Rey, Dade	4
Lake Harbor, Palm Beach	4
Glen Ridge, Palm Beach	4
Coconut Creek, Palm Beach	4
Orem, Palm Beach	4
Jacksonville, Dade	4
Arcadia, Hillsborough	4
Branford, Gilchrist	4
Champions Gate, Osceola	4
Clewiston, Palm Beach	4
Conch Key, Monroe	4
Melrose, Clay	4
Sharpes, Brevard	4
Sugarloaf, Monroe	4
Wacissa, Jefferson	4
Lazy Lake, Broward	4
Lamont, Taylor	4
Sandestin, Walton	4
Pompano Beach, Dade	4
El Jobean, Charlotte	4
Bella Collina, Lake	4

COVID-19: characteristics of 2,283,315 Florida resident cases

Data through May 31, 2021 verified as of Jun 1, 2021 at 09:25 AM

Data in this report are provisional and subject to change.

The table below includes the cities and counties of residence for cases in Florida residents based on the patient's ZIP Code.

Note that city is not always received as part of the initial notification and may be missing while the case is being investigated.

City and county	Cases
Hinsdale, Manatee	4
International Service Center, Dade	4
Indian Rock Beach, Pinellas	4
Cape San Blas, Gulf	4
Bowling Green, Polk	4
North Miami Beach, Broward	4
Monticello, Madison	3
Plantation Key, Monroe	3
Samoset, Manatee	3
Vernon, Bay	3
Apopka, Lake	3
Crestview, Walton	3
Cross Key, Monroe	3
Fernandina Beach, Duval	3
Fpo, Duval	3
Green Cove Springs, Duval	3
Mayport Naval Housing, Duval	3
Julington Creek, St. Johns	3
Jupiter Island, Martin	3
Kathleen, Pasco	3
Ocean Reef Club, Monroe	3
Missing, Washington	3
Mims, Volusia	3
Miami Beach, Unknown	3
Marco Island, Lee	3
Alford, Washington	3
Altamonte Springs, Orange	3
Orlando, Escambia	3
Pass-A-Grille, Pinellas	3
Port St. Lucie, St. Lucie	3
Vero Beach, St. Lucie	3
Winter Park, Volusia	3
Land O Lakes, Hillsborough	3
Lady Lake, Marion	3
Homeless, Hillsborough	3
Jacksonville , Duval	3
Ft Pierce, St. Lucie	3
Brooklyn, Broward	3
Westville, Walton	3
Orlo Vista, Orange	3
Pembroke Lakes, Broward	3
Milligan, Okaloosa	3
Sorrento, Orange	3
Stuart, Palm Beach	3
University Of Central FI, Hillsborough	3
Jacksonville, Alachua	3
Marina Del Rey, Broward	3
Coraopolis, Citrus	3
Chicago, Lee	3
Bristol, Calhoun	3
Aventura, Broward	3
Inverness, Polk	3
Pass, Dade	3
Vero Beach, Brevard	3
Pp, Dade	3
Woodside, Broward	3
Wimauma, Manatee	3
Brewton, Escambia	3
Apopka, Broward	3

COVID-19: characteristics of 2,283,315 Florida resident cases

Data through May 31, 2021 verified as of Jun 1, 2021 at 09:25 AM

Data in this report are provisional and subject to change.

The table below includes the cities and counties of residence for cases in Florida residents based on the patient's ZIP Code.

Note that city is not always received as part of the initial notification and may be missing while the case is being investigated.

City and county	Cases
Lanark Village, Franklin	3
Maitland, Polk	3
Miami Shores, Broward	3
Pineland, Lee	3
Redland, Dade	3
Tampa Palms, Hillsborough	3
Tampa, Pinellas	3
Tarpon Springs, Pasco	3
Winter Garden, Seminole	3
Clermont, Orange	3
Ludlam, Dade	3
Laurel, Sarasota	3
West Palm Beach, Broward	3
Wildwood, Marion	3
Village Of Golf, Palm Beach	3
Saint Augusaintine Beach, St. Johns	3
Port Saint Lucie, Martin	3
Palm Coast, Volusia	3
Saint Petersburg, Hillsborough	3
Opa Locka, Broward	3
Loxahatchee, Broward	3
Lynbrook, Broward	3
Miami, Orange	3
Lake City, Duval	3
Lakeland, Hillsborough	3
Immokalee, Lee	3
Hallandale Beach, Dade	3
Bradington, Manatee	3
Blountstown, Liberty	3
Blountstown, Jackson	2
Alligator Point, Franklin	2
Crawfordville, Leon	2
Eatonville, Lake	2
Lawtey, Union	2
Lehigh Acres, Dade	2
Miami, Hillsborough	2
Lutz, Pinellas	2
Los Angeles, Okaloosa	2
Louisville, Manatee	2
Orange City, Seminole	2
None, Dade	2
Navarre, Okaloosa	2
Mount Pleasant, Gadsden	2
Phoenix, Lake	2
Seven Springs, Pasco	2
Upper Key Largo, Monroe	2
University Of Central Florida, Brevard	2
West Villages, Sarasota	2
Zellwood, Lake	2
Lecanto, Marion	2
Lake Helen, Orange	2
Maitland, Leon	2
Melrose, Alachua	2
Fort Pierce, Martin	2
Fort Myers, Collier	2
Doctors Inlet, Clay	2
Bronx, Seminole	2
Bonifay, Jackson	2
Bonnie, Duval	2

COVID-19: characteristics of 2,283,315 Florida resident cases

Data through May 31, 2021 verified as of Jun 1, 2021 at 09:25 AM

Data in this report are provisional and subject to change.

The table below includes the cities and counties of residence for cases in Florida residents based on the patient's ZIP Code.

Note that city is not always received as part of the initial notification and may be missing while the case is being investigated.

City and county	Cases
Bonnie, Sarasota	2
West Palm Beach, Dade	2
Weston, Dade	2
Winter Park, Leon	2
Orlando, Charlotte	2
Palm Springs North, Dade	2
St John, Broward	2
Olustee, Baker	2
Orlando, Santa Rosa	2
Maitland, Lake	2
Killarney, Orange	2
Jan Phyl Village, Polk	2
Hialeah Lakes, Dade	2
Hialeah, Orange	2
Moore Haven, Hendry	2
Naples, Broward	2
Cassadaga, Volusia	2
Fort Walton Beach, Walton	2
Duke Field Air Force Station, Okaloosa	2
Dunnellon, Levy	2
University Of Central Florida, Palm Beach	2
University Of Central Florida, Pinellas	2
Yalhala, Lake	2
Pp, Unknown	2
Provo, Broward	2
Pensacola, Santa Rosa	2
Ridge Manor, Hernando	2
Sumatra, Liberty	2
West Point, Lee	2
University Of Central Florida, Broward	2
Orlando, Okaloosa	2
Saint Teresa, Wakulla	2
Miamt, Dade	2
North Miami, Broward	2
Knoxville, Escambia	2
Maitland, Pasco	2
Homeless, Dade	2
Florida Power & Light Co, Dade	2
Amelia City, Nassau	2
Alligator Point, Wakulla	2
Casselberry, Orange	2
Dfafs, Okaloosa	2
Longview, Dade	2
Jacksonville Naval Hospital, Duval	2
Hosford, Calhoun	2
Yeehaw, Okeechobee	2
Tampa, Hernando	2
Noma, Holmes	2
Sebring, Desoto	2
Saint Lucie Village, St. Lucie	2
Ormond Beach, Flagler	2
Pembroke Pines, Dade	2
Northport, Sarasota	2
Saint Marys, Nassau	2
Port Saint Lucie, Palm Beach	2
Red Bay, Holmes	2
West Lafayette, Broward	2
Windermere, Lake	2
Woodstock, Lee	2

COVID-19: characteristics of 2,283,315 Florida resident cases

Data through May 31, 2021 verified as of Jun 1, 2021 at 09:25 AM

Data in this report are provisional and subject to change.

The table below includes the cities and counties of residence for cases in Florida residents based on the patient's ZIP Code.

Note that city is not always received as part of the initial notification and may be missing while the case is being investigated.

City and county	Cases
Sutton, Pasco	2
Tequesta, Martin	2
Town Of Nocatee, St. Johns	2
Carl Fisher, Dade	2
Cross City, Taylor	2
Bay Harbor Islands, Unknown	2
Alachua, Duval	2
Fort Lauderdale, Alachua	2
Inwood, Broward	2
Jupiter, Dade	2
Micanopy, Marion	2
Winter Springs, Orange	2
Windermere, Hillsborough	2
Union, Manatee	2
University Of Central Fl, Seminole	2
Tampa, Duval	2
Venice, Dade	2
Sand Lake, Orange	2
Swansea, Lee	2
Okeechobee, Highlands	2
Pompano Beach, Osceola	2
Port Charlotte, Lee	2
At Large, Broward	2
Boys Ranch, Suwannee	2
Eatonville, Polk	2
Miami, Martin	2
New Port Richey, Hillsborough	2
Long Beach, Orange	2
Labelle, Collier	2
Jena, Taylor	2
Fort Pierce, Brevard	2
Marysville, Dade	2
Lake Clarke Shores, Palm Beach	2
Fl State Univ Student, Leon	2
Defuniak Springs, Okaloosa	2
Cibolo, Orange	2
Claysville, Hernando	2
Crescent Beach, Sarasota	2
Callahan, Duval	2
Tampa, Broward	2
Tarpon Springs, Hillsborough	2
South Miami, Broward	2
Port Canaveral, Brevard	2
Monument, Broward	2
Orlando, St. Lucie	2
Orlando, Walton	1
Oviedo, Lake	1
Orlando, St. Johns	1
Orem, Dade	1
Orlando, Citrus	1
Orlando, Collier	1
Orlando, Hernando	1
Ocala, Duval	1
Notrealville, Polk	1
Mokena, Lee	1
Myrtle Beach, Broward	1
Morrisville, Palm Beach	1
North Brunswick, St. Lucie	1
North Grafton, Dade	1

COVID-19: characteristics of 2,283,315 Florida resident cases

Data through May 31, 2021 verified as of Jun 1, 2021 at 09:25 AM

Data in this report are provisional and subject to change.

The table below includes the cities and counties of residence for cases in Florida residents based on the patient's ZIP Code.

Note that city is not always received as part of the initial notification and may be missing while the case is being investigated.

City and county	Cases
Nashville, Palm Beach	1
Pooler, Broward	1
Punta Gorda, Sarasota	1
Putnam, Putnam	1
Plantation, Leon	1
Pensacola, Dade	1
Panomo City, Bay	1
Parrish, Sarasota	1
Ridgewood, Lee	1
Roayl Palm Beach, Palm Beach	1
Roseville, Broward	1
Rye, Palm Beach	1
Saint Petersburg, Bay	1
St Cloud, Orange	1
St Helena Is, Dade	1
Statenville, Suwannee	1
Vernon, Walton	1
Unknown, Manatee	1
Tinley Park, Manatee	1
Twentynine Palms, Broward	1
Waukesha, Volusia	1
Whippany, Volusia	1
Wilmington, Charlotte	1
Windermere, Alachua	1
Winfield, Hillsborough	1
Winter Garden, Unknown	1
Winter Park, Brevard	1
Xifamk, Dade	1
Buffalo, Dade	1
Canton, Duval	1
Brunswick, Polk	1
Bryceville, Duval	1
Bradentom, Manatee	1
Bradenton, Lee	1
Boca Raton, Dade	1
Boca Raton, Madison	1
Bogota, Unknown	1
Bal Harbour, Broward	1
Atlanta, Walton	1
Attalla, Broward	1
Auburn, Palm Beach	1
Autaugaville, Broward	1
Apopka, Volusia	1
Alachua, Suwannee	1
Alafaya, Broward	1
Alafaya, Pinellas	1
Crestview, Broward	1
Clearwater, Leon	1
Charlotte, Alachua	1
Crystal River, Marion	1
Dalecity, Okaloosa	1
Daytona Beach, Orange	1
Deerfield Beach, Polk	1
Dona Vista, Lake	1
East Setauket, Palm Beach	1
El Dorado, Palm Beach	1
Fayetteville, Broward	1
Fellsmere, Brevard	1
Florida City, Unknown	1

COVID-19: characteristics of 2,283,315 Florida resident cases

Data through May 31, 2021 verified as of Jun 1, 2021 at 09:25 AM

Data in this report are provisional and subject to change.

The table below includes the cities and counties of residence for cases in Florida residents based on the patient's ZIP Code.

Note that city is not always received as part of the initial notification and may be missing while the case is being investigated.

City and county	Cases
Fort Lauderdale, Collier	1
Fort Myers, Alachua	1
Fleming Island, Duval	1
Glen Saint Mary, Duval	1
Golf, Palm Beach	1
Gainesville, Levy	1
Greensboro, Leon	1
Great Neck, Dade	1
Jacksonville, Baker	1
Jacksonville, Marion	1
Jupiter Inlet, Palm Beach	1
Holiday, Hillsborough	1
Immokalee, Walton	1
Lake Forest, Collier	1
Macclenny, Dixie	1
Madison, Jefferson	1
Maitland, Collier	1
Key West Naval Air Station, Monroe	1
Key West, Palm Beach	1
Kilgore, Dade	1
Land O Lakes, Unknown	1
Lawton, Okaloosa	1
Levittown, Palm Beach	1
Lima, Manatee	1
Lima, Volusia	1
Merrick, Palm Beach	1
Metter, Manatee	1
Miami, Osceola	1
Miamiardens, Unknown	1
Miamksaohes, Dade	1
Indianapolis, Lee	1
Jupiter, Pinellas	1
Kansas City, Palm Beach	1
Los Angeles, Orange	1
Maitland, Palm Beach	1
Lake In The Hills, Broward	1
Litchfield Park, Monroe	1
Littleton, St. Johns	1
Newaygo, Charlotte	1
North Port, Charlotte	1
Na, Dade	1
Naples, Unknown	1
New Canaan, Dade	1
Milford, Bay	1
Milford, Unknown	1
Melbourne, Volusia	1
Marianna, Leon	1
Marianna, Washington	1
Mary Esther, Hillsborough	1
Marathon Shores, Monroe	1
Mattoon, Lee	1
Eureka, Flagler	1
Evansville, Citrus	1
Denton, Broward	1
Destin, Bay	1
Dpo, Dade	1
Crescent City, Marion	1
Commerce Township, Manatee	1
Crawfordville, Alachua	1

COVID-19: characteristics of 2,283,315 Florida resident cases

Data through May 31, 2021 verified as of Jun 1, 2021 at 09:25 AM

Data in this report are provisional and subject to change.

The table below includes the cities and counties of residence for cases in Florida residents based on the patient's ZIP Code.

Note that city is not always received as part of the initial notification and may be missing while the case is being investigated.

City and county	Cases
Fort Lauderdale, Lee	1
Fort Myers, Polk	1
Fort Worth, Broward	1
Franklin, Orange	1
Frostproof, Highlands	1
Gainesville, Palm Beach	1
Gainesville, Santa Rosa	1
Glens Falls, Broward	1
Gwynn Oak, Polk	1
Brewster, Palm Beach	1
Brownsville, Escambia	1
Bryant, Palm Beach	1
Bonnie, St. Johns	1
Clearwater, Hillsborough	1
Coal City, Pasco	1
Celebration, Orange	1
Chicago, Broward	1
Austin, Dade	1
Apo, Collier	1
Big Torch Key, Monroe	1
Black, Holmes	1
Boca Raton, Lee	1
8852 Teacher Ln, Pasco	1
Addison, Pasco	1
Apopka, Citrus	1
Apopka, Hillsborough	1
Arabi, Orange	1
Port Saint Lucie, Marion	1
Roswell, Bay	1
Royal Palm, Palm Beach	1
Ruskin, Dade	1
Ruskin, Manatee	1
Saginaw, Broward	1
Panama City Beach, Broward	1
Pittsburgh, Alachua	1
Playa Del Rey, Palm Beach	1
Plymouth, Pasco	1
Opa Locka, Orange	1
Pensacola Naval Hospital, Escambia	1
Oviedo, Orange	1
Pace, Escambia	1
Painted Post, Pasco	1
Palatka, Marion	1
Tampa, Citrus	1
Surfside Beach, Orange	1
Summerdale, Escambia	1
Sun City Center, Lee	1
Temple, Palm Beach	1
Unknown, Duval	1
Upland, Manatee	1
Valrico, Polk	1
Scottsdale, Brevard	1
Scottsdale, Palm Beach	1
St Peterburg, Orange	1
Staten Island, Broward	1
Stiamk, Dade	1
Saint Charles, Orange	1
Saint Petersburg, Duval	1
Saint Petersburg, Manatee	1

COVID-19: characteristics of 2,283,315 Florida resident cases

Data through May 31, 2021 verified as of Jun 1, 2021 at 09:25 AM

Data in this report are provisional and subject to change.

The table below includes the cities and counties of residence for cases in Florida residents based on the patient's ZIP Code.

Note that city is not always received as part of the initial notification and may be missing while the case is being investigated.

City and county	Cases
Wabasha, Clay	1
West Hollywood, Broward	1
Wekiwa Springs, Orange	1
Wakefield, Broward	1
Waverly, Duval	1
Winnetka, Dade	1
Winter Garden, Osceola	1
Winter Haven, Leon	1
Winter Haven, Osceola	1
Winter Park, Duval	1
Winter Park, Palm Beach	1
Winter Springs, Polk	1
Youngstown, Washington	1
Wildwood, Lee	1
Willington, Lee	1
Milford, Lee	1
Missing, Okeechobee	1
Monroe Township, Palm Beach	1
Monroe, Lee	1
Moore Haven, Okeechobee	1
Matawan, Palm Beach	1
Mckinney, Broward	1
Miamc, Dade	1
Lake Butler, Alachua	1
Knoxville, Bay	1
Las Vegas, Palm Beach	1
Ldhl, Broward	1
Longwood, Volusia	1
Leesburg, Seminole	1
Lehigh Acres, Collier	1
Lincoln, St. Lucie	1
Little Neck, Lee	1
Jupiter, St. Lucie	1
Kenilworth, Leon	1
Key West, Duval	1
Kingsland, Nassau	1
Keys West, Unknown	1
Irvine, Marion	1
Istachatta, Hernando	1
Intrcsion Cty, Osceola	1
Inverness, Marion	1
Jacksonville, Orange	1
Jefferson, Dade	1
Jonesboro, Leon	1
Homeless, Monroe	1
Homeless, Pinellas	1
Howell, Dade	1
Hudson, Hernando	1
Hoclywsod, Dade	1
Holiday, Pinellas	1
Hernando, Marion	1
Hialeah, Collier	1
Indian Rocks Beach, Duval	1
Indiantown, Palm Beach	1
Inglewood, Sarasota	1
Fort Lauderdale, Leon	1
Fort Myers, Sarasota	1
Fort Pierce, Palm Beach	1
Fort White, Clay	1

COVID-19: characteristics of 2,283,315 Florida resident cases

Data through May 31, 2021 verified as of Jun 1, 2021 at 09:25 AM

Data in this report are provisional and subject to change.

The table below includes the cities and counties of residence for cases in Florida residents based on the patient's ZIP Code.

Note that city is not always received as part of the initial notification and may be missing while the case is being investigated.

City and county	Cases
East Palatka, Hillsborough	1
Eastpoint, Leon	1
Dearborn, Broward	1
Deer Park, Dade	1
Deerfield, Dade	1
Deland, Seminole	1
Deltona, Seminole	1
Downingtown, Broward	1
Downingtown, Hillsborough	1
Dpo, Santa Rosa	1
Garden City, Alachua	1
Gaylord, Orange	1
Goodrich, Charlotte	1
Gotcha, Orange	1
Greensburg, Palm Beach	1
Harpers Ferry, Palm Beach	1
Helen, Bay	1
Haines City, Osceola	1
Erie, Monroe	1
Fisher Island, Unknown	1
Alpharetta, Broward	1
O, Manatee	1
Acworth, Okaloosa	1
Apopka, Clay	1
Asheville, Highlands	1
Astoria, Broward	1
Atmore, Escambia	1
Bartow, Hardee	1
Bel Air, Collier	1
Bonnie, Broward	1
Boston, Broward	1
Berryton, Palm Beach	1
Big Coppitt Key, Monroe	1
Dallas, Hernando	1
Dayton, Lake	1
Daytona Beach, Pinellas	1
Carmel, Orange	1
Cedar Springs, Hernando	1
Brooklyn, Dade	1
Brooklyn, Lee	1
Caracas, Dade	1
Troy, Manatee	1
Unkn, Duval	1
Topsham, Manatee	1
Sweetwater, Manatee	1
Syracuse, Polk	1
Tallahassee, Dade	1
Tamarac, Dade	1
Tavares, Orange	1
Waipahu, Santa Rosa	1
Ward, Polk	1
Wellborn, Columbia	1
West Aplm Beach, Palm Beach	1
Venetian Islands, Dade	1
Yulee, St. Johns	1
Zephyrhills, Hillsborough	1
Winter Garden, Duval	1
Woodbine, Nassau	1
West Yarmouth, St. Lucie	1

COVID-19: characteristics of 2,283,315 Florida resident cases

Data through May 31, 2021 verified as of Jun 1, 2021 at 09:25 AM

Data in this report are provisional and subject to change.

The table below includes the cities and counties of residence for cases in Florida residents based on the patient's ZIP Code.

Note that city is not always received as part of the initial notification and may be missing while the case is being investigated.

City and county	Cases
Rileyville, Flagler	1
Saint Joseph, Volusia	1
Russellville, Bay	1
Sagamore Beach, Charlotte	1
Saint Augustine, Broward	1
Saint Cloud, Palm Beach	1
Prattville, Hillsborough	1
Prestonsburg, Bay	1
Quincy, Jackson	1
Rapid City, Broward	1
Petersburg, Manatee	1
Piasa, Putnam	1
Saint Petersburg, Polk	1
San Antonio, Orange	1
Shirley, Flagler	1
Seminole, Leon	1
Suitland, Volusia	1
Sunbright, Palm Beach	1
Oakland, Lee	1
Oldsmar, Hillsborough	1
Olean, Alachua	1
North Palm Beach, Orange	1
Missing, Levy	1
Myakka City, Sarasota	1
New Middletown, Hillsborough	1
New Port Richey, Pinellas	1
Newberry, Marion	1
Newtown, Lake	1
Palmetto Bay, Palm Beach	1
Palmetto, Pasco	1
Parma, Manatee	1
Pass-A-Grille Beach, Pinellas	1
Other, Dade	1
Pembroke Pines, Orange	1
Pensacola, Sumter	1
Paducah, Manatee	1
Orlando, Jackson	1
Orlando, Lee	1
Perth Amboy, Hillsborough	1
Powell, Lee	1
Randolph, Orange	1
Rivera Beach, Palm Beach	1
Ocala, Citrus	1
Ocoee, Unknown	1
Odessa, Dade	1
Nantucket, Palm Beach	1
New Vernon, Palm Beach	1
Oldsrav, Manatee	1
Newberry, Levy	1
Saint Augustine, Flagler	1
Port Orange, Brevard	1
Seffenner, Hillsborough	1
Seminole, Lee	1
Sanford, Orange	1
Saint Petersburg, Charlotte	1
Stratford, Broward	1
South Hempstead, Alachua	1
Suntise, Dade	1
Tallahassee, Madison	1

COVID-19: characteristics of 2,283,315 Florida resident cases

Data through May 31, 2021 verified as of Jun 1, 2021 at 09:25 AM

Data in this report are provisional and subject to change.

The table below includes the cities and counties of residence for cases in Florida residents based on the patient's ZIP Code.

Note that city is not always received as part of the initial notification and may be missing while the case is being investigated.

City and county	Cases
Tallahassee, Pinellas	1
Windermere, Volusia	1
Wtixrat, Dade	1
White Plains, Broward	1
Whites Creek, Leon	1
Vero Beach, Unknown	1
University Of Central Florida, Lee	1
Trenton, Dixie	1
Toms River, Lee	1
Tourist, Dade	1
Watersound, Bay	1
Wauchula, Desoto	1
Unk, Duval	1
Ventura, Orange	1
Hudson, Pinellas	1
Hoosick Falls, Broward	1
Hialeahgardens, Dade	1
Hiram, Leon	1
Jacksonville, Nassau	1
Indian Rock Beach, Palm Beach	1
Interlachen, Duval	1
Fort Myers, Broward	1
Gainesville, Okaloosa	1
Florala, Okaloosa	1
Forestville, Volusia	1
Greenbrier, Bay	1
Greenville, Palm Beach	1
Groveland, Orange	1
Longwood, Broward	1
Lucedale, St. Lucie	1
Kure Beach, Monroe	1
Lakeland, Palm Beach	1
Macclenny, Duval	1
Mantua, Broward	1
Leesburg, Broward	1
Kaclsonville, Duval	1
Kechi, Orange	1
Mayaguez, Dade	1
Mexico, Orange	1
Miami Gardens, Unknown	1
Middletown, Osceola	1
Monroe, Hillsborough	1
Missing, Gilchrist	1
Dover, Lee	1
Davenport, Lake	1
Dayton, Citrus	1
Dayton, Orange	1
Dearborn Heights, Hillsborough	1
Edgewood, Broward	1
Elkton, Putnam	1
Elmira, Manatee	1
Cincinnati, Dade	1
Chesterfield, Broward	1
Carteret, Polk	1
Connellsville, Highlands	1
Armstrong, St. Johns	1
Atl, Brevard	1
Alva, Escambia	1
Andalusia, Escambia	1

COVID-19: characteristics of 2,283,315 Florida resident cases

Data through May 31, 2021 verified as of Jun 1, 2021 at 09:25 AM

Data in this report are provisional and subject to change.

The table below includes the cities and counties of residence for cases in Florida residents based on the patient's ZIP Code.

Note that city is not always received as part of the initial notification and may be missing while the case is being investigated.

City and county	Cases
Arcadia, Highlands	1
Baker, Santa Rosa	1
Belleville, Palm Beach	1
Belmont, Santa Rosa	1
Blountstown, Broward	1
Bronson, Alachua	1
Brooker, Alachua	1
Brandon, Pinellas	1
Bradenton, Clay	1
Bonita, Lee	1
Bocaraten, Palm Beach	1
Boston, Dade	1
Brewster, Volusia	1
Bryn Mawr, Palm Beach	1
Burkeville, Brevard	1
Camden Wyoming, Duval	1
Boca Raton,, Palm Beach	1
Bear Grass, Palm Beach	1
Azalea Park, Osceola	1
Altamonte, Orange	1
Alva, Collier	1
Amelia Village, Nassau	1
Allentown, Putnam	1
Apple Creek, Citrus	1
Barefoot Beach, Lee	1
Battle Creek, Manatee	1
Avon, Manatee	1
Aventura, Osceola	1
Conifer, Lee	1
Cutler Bay, Broward	1
Clarksboro, Lee	1
Chipley, Holmes	1
Chipley, Jackson	1
Celebration, Palm Beach	1
Chattanooga, Dade	1
Elbow Lake, Palm Beach	1
Everett, Dade	1
Eatonville, Seminole	1
Dale City, Dade	1
Daniel Island, Bay	1
Dunellen, Dade	1
Diamond, Highlands	1
Doral, Broward	1
Fort Denaud, Glades	1
Fort Meyers, Lee	1
Fairless Hills, Broward	1
FI State Lot, Leon	1
Flamingo Lodge, Dade	1
Fortwalton Beach, Okaloosa	1
Garland, Orange	1
Homer, Escambia	1
Hialeah, Unknown	1
Hickory, Lee	1
Havana, Leon	1
Hersey, Pinellas	1
Longwood, Orange	1
Lansdale, Lake	1
Lapeer, Manatee	1
Lehigh Cares, Lee	1

COVID-19: characteristics of 2,283,315 Florida resident cases

Data through May 31, 2021 verified as of Jun 1, 2021 at 09:25 AM

Data in this report are provisional and subject to change.

The table below includes the cities and counties of residence for cases in Florida residents based on the patient's ZIP Code.

Note that city is not always received as part of the initial notification and may be missing while the case is being investigated.

City and county	Cases
Live Oak, Columbia	1
Loganville, Orange	1
Lake Mary, Lake	1
Jeffersonville, Broward	1
Newtown, Dade	1
Ocean City, Broward	1
Old Town, Gilchrist	1
Opa Locka, Polk	1
Orem, Sarasota	1
Oviedo, Leon	1
Middleburg, Duval	1
Midland, Osceola	1
Missing, Hamilton	1
Missing, Wakulla	1
Monterey, Broward	1
Mumford, Manatee	1
N/A, Duval	1
Naples, Alachua	1
Miami, Charlotte	1
Miamii, Dade	1
San Antonio, Dade	1
Sanford, Palm Beach	1
Sebastian, Lake	1
Ridgewood, Broward	1
Riverview, Manatee	1
Rochester, Broward	1
Roseland, Palm Beach	1
Republic, Monroe	1
Richmond, Palm Beach	1
Russellville, Hillsborough	1
Saint Augustine, Okaloosa	1
Pompano Beach, Alachua	1
Porter Ranch, Dade	1
Raiford, Bradford	1
Ponte Vedra Beach, Orange	1
Port Orange , Volusia	1
Port Saint Lucie, Indian River	1
University Of Central Fl, Pasco	1
Union City, Bradford	1
Steinhatchee, Alachua	1
Tower Lakes, Lee	1
Tallahassee, Wakulla	1
Tampa, Escambia	1
Tampa, Manatee	1
Tangerine, Lake	1
Wesley Chapel, Hillsborough	1
Village Of Palm Springs, Palm Beach	1
Virginia Beach, Alachua	1
Wayne, Palm Beach	1
Webster, Pasco	1
Wekiva Springs, Orange	1
Westerville, Hillsborough	1
Wilton Manors, Dade	1
Wilbur By The Sea, Volusia	1
Willowbrook, Lee	1
Wilmington, Pasco	1
Windermere, Okaloosa	1
Winter Garden, Hillsborough	1
Woodland Hills, Brevard	1

COVID-19: characteristics of 2,283,315 Florida resident cases

Data through May 31, 2021 verified as of Jun 1, 2021 at 09:25 AM

Data in this report are provisional and subject to change.

The table below includes the cities and counties of residence for cases in Florida residents based on the patient's ZIP Code.

Note that city is not always received as part of the initial notification and may be missing while the case is being investigated.

City and county	Cases
Youngstown, Calhoun	1
Yulee, Duval	1
Summerville, Dade	1
Tallahassee, Escambia	1
Stockbridge, Leon	1
Sullivans Island, Dade	1
Tinley Park, Lee	1
University Of Central Fl, Dade	1
Telluride, Lee	1
Tampa, Lee	1
Tampa, Polk	1
Riverview, Pinellas	1
Rochester, Lee	1
Rosemary Beach, Bay	1
Saint Cloud, Orange	1
Saint Petersburg, Dade	1
San Juan, Osceola	1
San Pedro Sula, Dade	1
Sandy, Duval	1
Sevierville, Dade	1
South Otselic, Dade	1
Southampton, Palm Beach	1
Plant City, Hendry	1
Plant City, Pinellas	1
Richmond Heights, Dade	1
Ponce, Orange	1
Port Saint Lucie, Duval	1
Pound Ridge, Leon	1
Orlando, Highlands	1
Orem, Nassau	1
Olando, Orange	1
Parlin, Broward	1
Wellington, Broward	1
West Lafayette, Desoto	1
West Simsbury, Collier	1
Windermere, Polk	1
Winter Park, Lake	1
Wayne, Dade	1
Winter, Pinellas	1
Downers Grove, St. Lucie	1
Export, Palm Beach	1
Fort Myers, Lake	1
Felda, Palm Beach	1
Flagler Beach, Volusia	1
Flora, Lee	1
Fruitland Park, Sumter	1
Gainesville, Marion	1
Gastonia, Polk	1
Fresno, Pasco	1
Green, Clay	1
Greensburg, Orange	1
Greenville, Monroe	1
Groveland, Broward	1
Gulf Shores, Escambia	1
Clearwater, Highlands	1
Columbia, Orange	1
Coral Gables, Unknown	1
Crestview, Dade	1
Dade City, Polk	1

COVID-19: characteristics of 2,283,315 Florida resident cases

Data through May 31, 2021 verified as of Jun 1, 2021 at 09:25 AM

Data in this report are provisional and subject to change.

The table below includes the cities and counties of residence for cases in Florida residents based on the patient's ZIP Code.

Note that city is not always received as part of the initial notification and may be missing while the case is being investigated.

City and county	Cases
Darien, Pasco	1
Delrey Beach, Palm Beach	1
Arcadia, Charlotte	1
Aspen, Palm Beach	1
Atl, Broward	1
Atlanta, Broward	1
Aurburndale, Polk	1
Aventura, Unknown	1
Azalea Park, Sarasota	1
Biscayne Park, Broward	1
Alpharetta, Alachua	1
Apalachicola, Leon	1
Brooksville, Columbia	1
Bryn Mawr, Collier	1
Canfield, Duval	1
Naugatuck, Lee	1
Myakka, Duval	1
Newport Beach, Palm Beach	1
North Adams, Manatee	1
North Little Rock, Palm Beach	1
Northville, Broward	1
Ocala, Indian River	1
Ocoee, Broward	1
Ocoee, Polk	1
New Vernon, Sarasota	1
New York, Broward	1
Missing, Hendry	1
Missing, Baker	1
Milford, Palm Beach	1
Minneapolis, Broward	1
Hilliard, Dade	1
Hollywood, Leon	1
Homestead, Monroe	1
Humble, Broward	1
Harrison, Dade	1
Havanna, Gadsden	1
Jacksonville, Flagler	1
Jacksonville, Palm Beach	1
Johns Island, Wakulla	1
Knoxville, Duval	1
Lake City, Volusia	1
Matlacha Island, Lee	1
Melbourne, Dade	1
Melbourne, Orange	1
Miami Beach, Palm Beach	1
Miami Granders, Dade	1
Los Angeles, Polk	1
Lakeland, Pasco	1
Palm Coast, Duval	1
Orlando, Union	1
Ovido, Seminole	1
Oxford, Palm Beach	1
Opalocka, Dade	1
North Canton, Palm Beach	1
Oakland, Leon	1
Ocala, Alachua	1
Okeechobee, St. Lucie	1
Miami, Collier	1
Miami, St. Lucie	1

COVID-19: characteristics of 2,283,315 Florida resident cases

Data through May 31, 2021 verified as of Jun 1, 2021 at 09:25 AM

Data in this report are provisional and subject to change.

The table below includes the cities and counties of residence for cases in Florida residents based on the patient's ZIP Code.

Note that city is not always received as part of the initial notification and may be missing while the case is being investigated.

City and county	Cases
Marshall, Palm Beach	1
New Richmond, Volusia	1
Steinhatchee, Madison	1
Spring Park, Alachua	1
South Burlington, Orange	1
Sarasota, Charlotte	1
Sarasota, Hillsborough	1
Shannon, Collier	1
Soddy Daisy, Broward	1
Soldotna, Broward	1
Saint Cloud, Lee	1
Saint Johns, Orange	1
San Antonio, Sarasota	1
Sanford, Volusia	1
Panama City, Walton	1
Perry, Leon	1
Perth Amboy, Monroe	1
Rio Dell, Volusia	1
Rochelle, Volusia	1
Port Saint Lucie, Orange	1
Princeton, Alachua	1
Provincetown, Collier	1
Winter Park, Osceola	1
Wood River, Polk	1
Worcester, Palm Beach	1
Wheaton, Lee	1
Wilmington, Broward	1
Wesley Chapel, Alachua	1
Umatilla, Alachua	1
University Of Central Florida, Monroe	1
Tampa, Volusia	1
Tangerine, Seminole	1
Tamarac, Seminole	1
Virginia Beach, Hernando	1
Waco, Broward	1
Washington, Broward	1
Tewksbury, Orange	1
Toms River, Dade	1
Winter Park, Alachua	1
Bronx, Broward	1
Carol Stream, Orange	1
Castleberry, Escambia	1
Buffalo, Palm Beach	1
Bryant, Alachua	1
Alanson, Bay	1
Aollywoss, Dade	1
Apo, Pasco	1
Apopka, Flagler	1
Belleair, Hillsborough	1
Bohealia, Lee	1
Blowing Rock, Polk	1
Dorchester, Orange	1
Estero, Collier	1
Fanning Springs, Levy	1
Felton, Manatee	1
Deland, Polk	1
Cumberland, Palm Beach	1
Dade City, Hillsborough	1
Dallas, Lee	1

COVID-19: characteristics of 2,283,315 Florida resident cases

Data through May 31, 2021 verified as of Jun 1, 2021 at 09:25 AM

Data in this report are provisional and subject to change.

The table below includes the cities and counties of residence for cases in Florida residents based on the patient's ZIP Code.

Note that city is not always received as part of the initial notification and may be missing while the case is being investigated.

City and county	Cases
De Leon Springs, Putnam	1
Dearborn, Lee	1
Clear Brook, Lee	1
Charlotte, Pasco	1
Crestview, Holmes	1
College Station, Lake	1
Columbus, Brevard	1
Cookeville, Seminole	1
Cooksville, Duval	1
Coral Gable, Dade	1
Fort Myers, Dade	1
Floral, Escambia	1
Gainesville, Baker	1
Gilmer, Dade	1
Grassy Key, Monroe	1
Haledon, Dade	1
Jacksonville, Manatee	1
Jamaica, Broward	1
Kingsland, Duval	1
Kissimmee, Brevard	1
Haverford, Hillsborough	1
Herrin, Orange	1
Jersey City, Polk	1
Miamf, Dade	1
Miami G, Dade	1
Marianna, Calhoun	1
Los Angeles, Palm Beach	1
Lyndhurst, Broward	1
Magnolia Square, Osceola	1
Maitland, Alachua	1
Labelle, Dade	1
Lake In The Hills, Columbia	1
Lake Placid, Alachua	1
Lake Worth Beach, Broward	1
Lemoyne, Manatee	1
Lawrence Township, Palm Beach	1
Lander, Citrus	1
Las Vegas, Orange	1
Zolfo Springs, Polk	1
Westbrook, Dade	1
Wichita, Volusia	1
Winder Garden, Orange	1
Windermere, Leon	1
Windermere, Osceola	1
Windermere, Seminole	1
Winter Garden, Broward	1
Wells, Polk	1
Winter Garden, Pinellas	1
Yukon, Broward	1
Winter Park, Broward	1
Tulsa, Orange	1
Sun City Center, Hardee	1
Tiffin, Highlands	1
Washington, Unknown	1
Shelton, Manatee	1
Sodus, Charlotte	1
Tallahassee, Duval	1
Tampa, Palm Beach	1
Tavares, Marion	1

COVID-19: characteristics of 2,283,315 Florida resident cases

Data through May 31, 2021 verified as of Jun 1, 2021 at 09:25 AM

Data in this report are provisional and subject to change.

The table below includes the cities and counties of residence for cases in Florida residents based on the patient's ZIP Code.

Note that city is not always received as part of the initial notification and may be missing while the case is being investigated.

City and county	Cases
Temple Terrace, Pasco	1
Spring Hill , Hernando	1
Spring Hill, Dade	1
Starke, Clay	1
Stone Mountain, Palm Beach	1
Plantation, Orange	1
Pompano Beach, Martin	1
Potomac, Palm Beach	1
Port Everglades, Broward	1
Parker, Dade	1
Parker, Leon	1
Palm Coast, Polk	1
Orlando, Columbia	1
Orlando, Indian River	1
Pacifica, Dade	1
Saint Petersburg, St. Lucie	1
Sandford, Seminole	1
Sarasota, Flagler	1
Saxis, Lee	1
Schenectady, Polk	1
Sebring, Lee	1
Rye, Duval	1
Rex, Duval	1
Navarre, Dade	1
New Orleans, Palm Beach	1
Newark, Broward	1
Newburgh, Bay	1
Orange Park , Duval	1
Orem, Broward	1
Orlando, Sarasota	1
Orlando, Unknown	1
Oviedo, Brevard	1
Old Town, Alachua	1
Omaha, Palm Beach	1
Ona, Manatee	1
Ocoee, Osceola	1
Okeechobee, Broward	1
North Pole, Seminole	1
North Port, Lee	1
Littleton, Dade	1
Los Angeles, Hardee	1
Macdill Air Force Base, Hillsborough	1
Manchester, Okaloosa	1
Margate, Dade	1
Marshall, Dade	1
Medford, Palm Beach	1
Miami, Manatee	1
Miami Beach, Broward	1
Middlesburg, Duval	1
Lewisburg, Pasco	1
Leesburg, Marion	1
Lake City, Hamilton	1
La Grange, Dade	1
Harrison, Pinellas	1
Holly Ridge, Orange	1
Homeless, Polk	1
Homosassa, Hernando	1
Homossassa, Citrus	1
Jerusalem, St. Johns	1

COVID-19: characteristics of 2,283,315 Florida resident cases

Data through May 31, 2021 verified as of Jun 1, 2021 at 09:25 AM

Data in this report are provisional and subject to change.

The table below includes the cities and counties of residence for cases in Florida residents based on the patient's ZIP Code.

Note that city is not always received as part of the initial notification and may be missing while the case is being investigated.

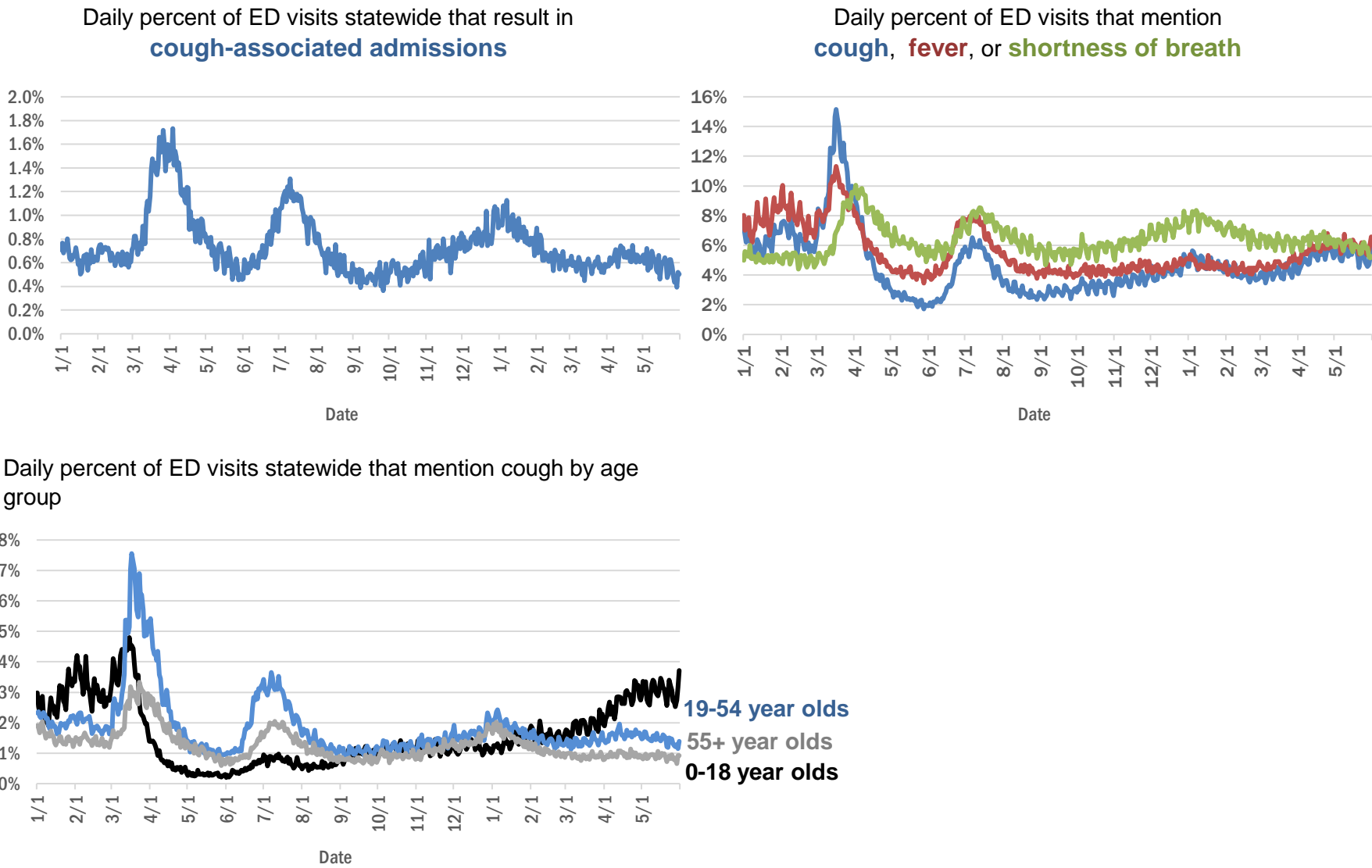
City and county	Cases
Foley, Escambia	1
Granada Hills, Broward	1
Guilford, Dade	1
Fort Myers, Manatee	1
Fort Myers-, Lee	1
Gainesville, Duval	1
Cuttler Bay, Dade	1
Cypress, Leon	1
Deland, St. Lucie	1
Deltona, Orange	1
Davenport, Orange	1
Daytona Beach, Unknown	1
East Hampton, Palm Beach	1
Altoona, Marion	1
Argyle, Walton	1
Athens, Duval	1
Bogota, Orange	1
Bal Harbor, Dade	1
Bridgeport, Dade	1
Bronx, Palm Beach	1
Bradenton, Dade	1
Bradenton, Osceola	1
Cambridge, Broward	1
Clermont, Seminole	1
Clermont, Volusia	1
Clewiston, Glades	1
Coconut Creek, Dade	1
Columbus, Dade	1
Conway, Leon	1
Coventry, Broward	1
Total	2,283,315

COVID-19: additional surveillance information

Data through May 31, 2021 verified as of Jun 1, 2021 at 09:25 AM

Data in this report are provisional and subject to change.

Statewide emergency department (ED) chief complaint and admission data



The Electronic Surveillance System for the Early Notification of Community-Based Epidemics (ESSENCE-FL) includes chief complaint data from 211 of 211 Florida EDs. Data are transmitted electronically to ESSENCE-FL daily or hourly.

COVID-19: testing by laboratory

Data through May 31, 2021 verified as of Jun 1, 2021 at 09:25 AM

Data in this report are provisional and subject to change.

The numbers in the table below represent the number of Florida and non-Florida residents for whom test results were received by the Department of Health. A person can be tested by more than one laboratory and can have both positive and negative results. **Therefore, the sum of the numbers in each column will be larger than the total number of people tested.**

Reporting lab	Inconclusive	Negative	Positive	Percent positive	Total
CURATIVE LABS	16,974	1,909,389	291,818	13%	2,218,181
LABORATORY CORPORATION OF AMERICA	2,698	1,751,125	235,202	12%	1,989,025
QUEST DIAGNOSTICS	12,608	1,466,591	212,701	13%	1,691,900
BIO REFERENCE LABORATORIES, INC	7,571	1,015,467	193,012	16%	1,216,050
HELIX	11,480	836,747	140,420	14%	988,647
NOMI_HEALTH	3,950	681,924	87,279	11%	773,153
REALTOX LABS LLC	7,101	636,024	104,287	14%	747,412
RCA LABORATORY SERVICES, LLC/GENETWORX		539,522	58,606	10%	598,128
PALM BEACH BALLPARK		449,734	49,455	10%	499,189
PWNHEALTH	2,668	396,316	51,919	12%	450,903
GENETWORX	661	390,600	33,005	8%	424,266
CDR MAGUIRE - HEALTH CARE CENTER		338,620	51,564	13%	390,184
IMPACT HEALTH BIOMETRIC TESTING, INC	1,058	244,899	29,124	11%	275,081
BPHL-JACKSONVILLE	18	212,277	36,103	15%	248,398
EAST FLORIDA STATE COLLEGE - BREVARD		212,886	26,986	11%	239,872
ADVENTHEALTH LAB	99	206,160	25,951	11%	232,210
BPHL-MIAMI	225	187,892	29,843	14%	217,960
FULGENT DIAGNOSTICS LABORATORY	4,258	186,323	21,392	10%	211,973
NOMI HEALTH LAB SERVICES		172,683	20,014	10%	192,697
AEGIS SCIENCES CORPORATION	1,582	160,326	23,671	13%	185,579
MAKO GENOMICS	8,275	147,416	27,144	15%	182,835
BAYCARE LABORATORIES LLC	707	158,231	12,899	8%	171,837
CB SMITH PARK		150,114	18,793	11%	168,907
MAYO CLINIC LABORATORIES	349	149,662	18,185	11%	168,196
ORLANDO HEALTH SYSTEM	687	146,706	14,509	9%	161,902
MEMORIAL REGIONAL HOSPITAL SOUTH	31	135,100	26,390	16%	161,521
ELABNETWORK	1,059	140,508	12,067	8%	153,634
BIOCOLLECTIONS WORLDWIDE, INC	782	125,101	14,042	10%	139,925
ASCENSION SACRED HEART HOSPITAL - PENSACOLA	2	120,310	18,273	13%	138,585
AKESOGEN		112,496	21,276	16%	133,772
TESTING MATTERS INC	1,565	108,093	20,251	16%	129,909
NORTHWEST LABORATORY	247	121,182	6,479	5%	127,908
BPHL-TAMPA (SPECTRUM BLVD)	46	100,673	18,475	15%	119,194
TAMPA GENERAL HOSPITAL	4	108,266	10,143	9%	118,413
UF HEALTH MEDICAL LAB	33	107,382	9,993	9%	117,408
ADVENT HEALTH LAB	112	101,258	13,955	12%	115,325
MEDICAL DIAGNOSTIC LABORATORIES	977	98,623	14,225	12%	113,825
BAPTIST HEALTH SOUTH FLORIDA	403	96,204	13,815	13%	110,422
DIATHERIX LABORATORIES (VRL EUROFINS)	1	94,393	13,715	13%	108,109
KORVALABS, INC	1,286	92,872	4,759	5%	98,917
SUNPATH MEDICAL DIAGNOSTICS LABORATORY	855	81,359	12,504	13%	94,718
MINUTECLINIC LLC		80,783	12,554	13%	93,337
LAKELAND REGIONAL MEDICAL CENTER	382	80,651	10,277	11%	91,310
JACKSON MEMORIAL HOSPITAL CLINICAL LAB	79	77,459	12,792	14%	90,330
ASCENSION ST VINCENT'S - RIVERSIDE	2	78,568	10,916	12%	89,486
SOUTH MIAMI HOSPITAL LAB	483	78,448	10,515	12%	89,446
INGENIOUS PERSONALIZED MEDICINE	308	70,956	13,574	16%	84,838

COVID-19: testing by laboratory

Data through May 31, 2021 verified as of Jun 1, 2021 at 09:25 AM

Data in this report are provisional and subject to change.

The numbers in the table below represent the number of Florida and non-Florida residents for whom test results were received by the Department of Health. A person can be tested by more than one laboratory and can have both positive and negative results. **Therefore, the sum of the numbers in each column will be larger than the total number of people tested.**

Reporting lab	Inconclusive	Negative	Positive	Percent positive	Total
UF HEALTH SHANDS HOSPITAL	565	71,400	5,039	7%	77,004
AMERICAN HEALTH ASSOCIATES	9	69,147	5,571	7%	74,727
APPLIED INGENUITY DIAGNOSTICS LLC		68,948	3,512	5%	72,460
AIT LABORATORIES		57,412	6,980	11%	64,392
BAPTIST HEALTH - JACKSONVILLE	4	59,958	4,349	7%	64,311
GENESIS REFERENCE LABORATORIES		57,354	5,583	9%	62,937
AMELIA EARHART		52,759	8,495	14%	61,254
ADVENTIST HEALTH SYSTEMS SUNBELT INC DBA		53,833	6,996	12%	60,829
NICKLAUS CHILDREN'S HOSPITAL	75	52,193	6,117	10%	58,385
SARASOTA MEMORIAL HOSPITAL MAIN LAB	12	53,954	4,350	7%	58,316
BROWARD GENERAL MEDICAL CENTER-CLINICAL LAB	2	51,670	5,418	9%	57,090
TALLAHASSEE MEMORIAL HOSPITAL	242	49,420	5,747	10%	55,409
MEDFAST URGENT CARE CENTERS, LLC	20	46,655	6,831	13%	53,506
FLORIDA HOSPITAL - TAMPA	37	49,640	3,756	7%	53,433
ARUP LABORATORIES	16	50,124	2,926	6%	53,066
INTEGRATED REGIONAL LABORATORIES LLP	16	44,816	6,134	12%	50,966
DWIC OF TAMPA BAY INC		44,755	6,071	12%	50,826
LEE HEALTH - CAPE CORAL HOSPITAL	3	40,944	6,296	13%	47,243
UNIVERSITY OF MIAMI HOSPITAL	175	42,847	4,102	9%	47,124
MILLENNIUM PHYSICIAN GROUP	17	38,911	7,603	16%	46,531
VIRACOR EUROFINS		36,125	9,851	21%	45,976
UF HEALTH JACKSONVILLE	62	41,027	4,510	10%	45,599
ECCO LAB GROUP CO	547	38,028	4,831	11%	43,406
MOUNT SINAI MEDICAL CENTER	18	37,224	3,792	9%	41,034
ST JOSEPHS HOSPITAL LABORATORY	23	36,422	4,350	11%	40,795
NORTH FLORIDA REGIONAL MEDICAL CENTER		36,535	3,875	10%	40,410
NIGHT LITE PEDIATRIC CENTER LLC		36,161	3,665	9%	39,826
BRANDON REGIONAL HOSPITAL		34,619	4,404	11%	39,023
GENESIS MEDICAL LABORATORY	481	32,041	5,415	14%	37,937
STS LAB 2 LLC	6	35,653	1,934	5%	37,593
ORANGE COUNTY CONVENTION CENTER		33,330	3,724	10%	37,054
WALGREENS	39	30,711	5,632	15%	36,382
MIAMI DADE COUNTY		32,091	3,527	10%	35,618
JUPITER MEDICAL CENTER LAB	88	32,440	3,049	9%	35,577
JFK MEDICAL CENTER LAB	1	31,260	3,811	11%	35,072
HOLY CROSS HOSPITAL CLINICAL LAB	1	31,736	2,835	8%	34,572
PALMETTO GENERAL HOSPITAL LAB	3	28,995	5,300	15%	34,298
WATSON CLINIC LLP		26,718	6,186	19%	32,904
AVENTUS BIO LABS	17	28,120	3,707	12%	31,844
CLEVELAND CLINIC TRADITION HOSPITAL		29,217	2,349	7%	31,566
CLEVELAND CLINIC HOSPITAL LAB	4	27,690	2,756	9%	30,450
INFINITY BIOLOGIX LLC (GINKO BIOWORKS)	118	27,533	1,270	4%	28,921
MALABAR MEDICAL WALK IN CLINIC	1	23,989	4,681	16%	28,671
HEALTHLINK DIAGNOSTIC LABORATORIES	303	25,682	2,515	9%	28,500

COVID-19: testing by laboratory

Data through May 31, 2021 verified as of Jun 1, 2021 at 09:25 AM

Data in this report are provisional and subject to change.

The numbers in the table below represent the number of Florida and non-Florida residents for whom test results were received by the Department of Health. A person can be tested by more than one laboratory and can have both positive and negative results. **Therefore, the sum of the numbers in each column will be larger than the total number of people tested.**

Reporting lab	Inconclusive	Negative	Positive	Percent positive	Total
MIAMI BEACH CONVENTION CENTER		26,105	2,111	7%	28,216
MORTON PLANT HOSPITAL-ADLER INSTITUTE	26	24,798	2,955	11%	27,779
ACCESS DX LABORATORY	234	24,810	2,165	8%	27,209
SAINT MARY'S MEDICAL CENTER	27	24,088	2,563	10%	26,678
LAB DIAGNOSTICS LLC	414	20,741	5,416	20%	26,571
UNITED CLINICAL LABORATORY LLC	3	23,338	2,827	11%	26,168
BAYFRONT HEALTH - ST PETERSBURG	17	22,686	2,754	11%	25,457
DRS CLACK SPENCER WHITE & MCCORMACK PA D/B/A		22,985	2,205	9%	25,190
VISTA CLINICAL DIAGNOSTICS	496	21,236	2,338	10%	24,070
PANCARE OF FLORIDA INC		21,462	2,581	11%	24,043
HOMESTEAD HOSPITAL CLINICAL LABORATORY	27	18,882	3,748	17%	22,657
STATLAB_MOBILE	1	20,547	2,064	9%	22,612
LAWNWOOD REGIONAL MEDICAL CENTER	1	19,819	2,584	12%	22,404
CLARITY LAB SOLUTIONS	122	19,985	2,226	10%	22,333
NAPLES COMMUNITY HOSPITAL	76	20,150	2,085	9%	22,311
LEESBURG REGIONAL MEDICAL CENTER		19,681	2,615	12%	22,296
BLUE MED CONSULTANTS		21,565	604	3%	22,169
PATIENTS FIRST LAKE ELLA MEDICAL CENTER PA		18,801	3,352	15%	22,153
SYNERGY DIAGNOSTIC LABORATORY	98	19,459	2,571	12%	22,128
NORTHWEST MEDICAL CENTER	1	19,423	2,544	12%	21,968
OSCEOLA REGIONAL MEDICAL CENTER	1	19,016	2,560	12%	21,577
MEMORIAL HOSPITAL JACKSONVILLE	8	18,290	2,980	14%	21,278
LABS ASAP LLC		19,462	1,747	8%	21,209
ADVENT HEALTH - DAYTONA BEACH	32	18,890	1,830	9%	20,752
ORANGE PARK MEDICAL CENTER	9	17,674	2,958	14%	20,641
BETHESDA HOSPITAL EAST		18,732	1,760	9%	20,492
EXACT SCIENCES LABORATORIES	1	18,177	2,309	11%	20,487
OAK HILL HOSPITAL		18,149	2,156	11%	20,305
MEMORIAL REGIONAL HOSPITAL CLINICAL LABORATORY	11	18,743	1,198	6%	19,952
DELRAY MEDICAL CENTER LAB	3	18,077	1,869	9%	19,949
MEDRITE MEDICAL CARE, PC	6,840	11,758	1,084	6%	19,682
NEMOURS CHILDRENS HOSPITAL	1	18,359	1,135	6%	19,495
BAPTIST HEALTH - SOUTH		18,020	1,391	7%	19,411
INDIAN RIVER PATHOLOGY LLC		17,923	1,365	7%	19,288
WEST KENDALL BAPTIST HOSPITAL	14	15,854	3,402	18%	19,270
ADVENTHEALTH CENTRA CARE LAKE BUENA VISTA		16,448	2,239	12%	18,687
LARGO MEDICAL CENTER		16,486	1,904	10%	18,390
MEDICAL CENTER OF TRINITY CLINICAL LABORATORY	2	16,295	1,772	10%	18,069
PALMS WEST HOSPITAL LAB	2	15,765	2,272	13%	18,039
WINTER HAVEN HOSPITAL CLINICAL LABORATORY	4	15,334	2,694	15%	18,032
MOLECULAR INFECTIOUS DISEASES	679	16,380	750	4%	17,809
NATIONWIDE LABORATORY SERVICES INC	578	15,218	1,945	11%	17,741
LEE DAVIS COMMUNITY RESOURCE CENTER		15,221	2,429	14%	17,650
HEALTH CENTER AT SINAI RESIDENCES		16,924	506	3%	17,430
BIOCERNA LABS	461	14,582	2,112	12%	17,155

COVID-19: testing by laboratory

Data through May 31, 2021 verified as of Jun 1, 2021 at 09:25 AM

Data in this report are provisional and subject to change.

The numbers in the table below represent the number of Florida and non-Florida residents for whom test results were received by the Department of Health. A person can be tested by more than one laboratory and can have both positive and negative results. **Therefore, the sum of the numbers in each column will be larger than the total number of people tested.**

Reporting lab	Inconclusive	Negative	Positive	Percent positive	Total
ACCESS MEDICAL LABORATORIES	4	8,769	8,336	49%	17,109
MERCY HOSPITAL A CAMPUS OF PLANTATION GEN HOSP LAB	1	14,660	2,444	14%	17,105
LEE HEALTH - LEE MEMORIAL HOSPITAL		13,031	3,881	23%	16,912
UHEALTH CORAL GABLES/LENNAR MED CTR	56	15,744	1,109	7%	16,909
BAPTIST HEALTHCARE - BAPTIST HOSPITAL	6	13,460	3,383	20%	16,849
WESTSIDE REGIONAL MED CTR	2	14,407	2,350	14%	16,759
FULGENT DIAGNOSTICS	172	15,568	1,009	6%	16,749
THE HEALTHCARE DISTRICT OF PALM BEACH COUNTY	51	14,633	2,063	12%	16,747
WEST FLORIDA HOSPITAL LAB	2	13,441	3,254	19%	16,697
GOOD SAMARITAN MEDICAL CENTER LAB	2	14,643	2,039	12%	16,684
REGIONAL MEDCIAL CENTER BAYONET POINT	2	15,308	1,340	8%	16,650
PRIVA PATH LABS	83	15,201	1,032	6%	16,316
WELLINGTON REGIONAL MED CTR LAB	6	14,468	1,798	11%	16,272
THE VILLAGES REGIONAL HOSPITAL		14,376	1,478	9%	15,854
GULF COAST MEDICAL CENTER MICROLAB		12,523	3,284	21%	15,807
AVENTURA HOSPITAL LAB		12,988	2,786	18%	15,774
CORAL GABLES HOSPITAL CLINICAL LABORATORY		13,387	2,185	14%	15,572
CARDIOPATH	84	13,305	1,932	13%	15,321
CAPITAL REGIONAL MEDICAL CTR		12,664	2,621	17%	15,285
BAPTIST HEALTH SOUTH FLORIDA - WEST KENDALL URGENT CARE		12,742	2,426	16%	15,168
WEST BOCA MEDICAL CENTER LAB		13,939	1,046	7%	14,985
BLAKE MEDICAL CENTER		13,246	1,710	11%	14,956
LEE HEALTH - HEALTH PARK MEDICAL CENTER		12,559	2,255	15%	14,814
PRECISION HEALTH RESOURCES LLC		13,798	967	7%	14,765
NONA SCIENTIFIC	5	11,559	3,200	22%	14,764
HALIFAX MEDICAL CENTER LAB	40	12,586	2,116	14%	14,742
MANATEE MEMORIAL HOSPITAL		13,483	1,216	8%	14,699
INDIAN RIVER MEDICAL CENTER LAB		13,669	852	6%	14,521
CernerELR_Advent		12,771	1,680	12%	14,451
PHYSICIANS REGIONAL MEDICAL CENTER - PINE RIDGE RD	1	13,098	1,339	9%	14,438
PALM BEACH GARDENS MEDICAL CTR LAB		12,897	1,350	9%	14,247
PLANTATION GENERAL HOSPITAL		12,061	2,076	15%	14,137
FAU		12,946	1,161	8%	14,107
ST ANTHONY'S HOSPITAL LAB	30	12,307	1,698	12%	14,035
LAKE CITY MEDICAL CENTER		11,510	2,401	17%	13,911
ST JOSEPHS HOSPITAL	18	11,630	1,955	14%	13,603
FLORIDA HOSPITAL HEARTLAND MED CTR CLINICAL LAB	33	11,820	1,622	12%	13,475
FLORIDA MEDICAL CENTER - A CAMPUS OF NORTH SHORE	2	11,876	1,562	12%	13,440
ADVENTHEALTH CENTRA CARE WATERFORD LAKES		11,132	2,142	16%	13,274
FLORIDA LABORATORY ANALYSIS		11,673	1,590	12%	13,263
CENTRAL FLORIDA REGIONAL HOSPITAL		11,792	1,333	10%	13,125
JOHNS HOPKINS ALL CHILDREN'S HOSPITAL		12,287	764	6%	13,051
LARKIN COMMUNITY HOSPITAL	10	11,405	1,597	12%	13,012
ADVENT HEALTH - WESLEY CHAPEL	14	11,733	1,188	9%	12,935
GENOVA DIAGNOSTICS LABORATORY	71	11,706	1,148	9%	12,925
PATHNOSTICS	47	10,351	2,490	19%	12,888
NORTHSIDE HOSPITAL AND HEART INSTITUTE		11,582	1,181	9%	12,763

COVID-19: testing by laboratory

Data through May 31, 2021 verified as of Jun 1, 2021 at 09:25 AM

Data in this report are provisional and subject to change.

The numbers in the table below represent the number of Florida and non-Florida residents for whom test results were received by the Department of Health. A person can be tested by more than one laboratory and can have both positive and negative results. **Therefore, the sum of the numbers in each column will be larger than the total number of people tested.**

Reporting lab	Inconclusive	Negative	Positive	Percent positive	Total
DOCTORS HOSPITAL	7	10,829	1,918	15%	12,754
HEALTHQUEST ESOTERICS		10,976	1,697	13%	12,673
MEASE COUNTRYSIDE LAB	14	11,273	1,365	11%	12,652
EXPRESS GENE MOLECULAR DIAGNOSTICS LABORATORY	1	11,011	1,602	13%	12,614
CORAL SPRINGS MED CTR		11,351	1,201	10%	12,552
FLORIDA HOSPITAL DELAND	10	10,983	1,443	12%	12,436
ADVENTHEALTH CENTRA CARE ST CLOUD	1	10,659	1,764	14%	12,424
BAPTIST HEALTH SOUTH FLORIDA - COUNTRY WALK URGENT CARE		10,306	2,077	17%	12,383
VIKOR SCIENTIFIC	50	10,391	1,910	15%	12,351
GENE BY GENE, GENOMICS RESEARCH CENTER LAB	44	11,445	734	6%	12,223
COAST DIAGNOSTICS LLC	54	10,845	1,296	11%	12,195
WEST PALM HOSPITAL LAB		11,281	888	7%	12,169
BINAXNOW	10	9,185	2,947	24%	12,142
LAKE CITY HM		11,145	988	8%	12,133
PWN HEALTH	17	9,962	2,091	17%	12,070
FLORIDA HOSPITAL WATERMAN LABORATORY	70	10,997	865	7%	11,932
AMERICAN FAMILY CARE	1	7,356	4,555	38%	11,912
SARKIS CLINICAL TRIALS	25	10,445	1,403	12%	11,873
H LEE MOFFITT CANCER CENTER LABORATORY	5	11,486	299	3%	11,790
FLORIDA HOSPITAL FLAGLER	29	10,701	1,032	9%	11,762
LEON MEDICAL CENTERS LLC		9,440	2,273	19%	11,713
ST MARKS HOSPITAL LABORATORY B	78	10,627	1,002	9%	11,707
SYNERGY LABORATORIES	37	10,419	1,240	11%	11,696
FLORIDA HOSPITAL OCALA		10,471	1,199	10%	11,670
MINUTECLINIC LLC		10,006	1,512	13%	11,518
LEE HEALTH CONVENIENT CARE - PAGE FIELD		10,154	1,161	10%	11,315
NCH DOWNTOWN NAPLES HOSPITAL	18	10,410	881	8%	11,309
NCF DIAGNOSTICS & DNA TECHNOLOGIES LAB	276	10,439	583	5%	11,298
OCALA REGIONAL MEDICAL CENTER		9,933	1,320	12%	11,253
MEDARBOR DIAGNOSTICS	1	10,017	1,168	10%	11,186
INDIAN RIVER MEDICAL CENTER		9,994	1,181	11%	11,175
BROWARD HEALTH NORTH CLINICAL LABORATORY		9,894	1,192	11%	11,086
NCH NORTH NAPLES HOSPITAL	10	9,961	978	9%	10,949
FLORIDA HOSPITAL OF CARROLLWOOD	23	9,341	1,539	14%	10,903
LABSTAT LLC	39	10,323	494	5%	10,856
NORTH SHORE MEDICAL CENTER		9,102	1,731	16%	10,833
ADVENTHEALTH CENTRA CARE CLERMONT		9,311	1,485	14%	10,796
FIRST CHOICE LABORATORY LLC	113	9,873	623	6%	10,609
LEE HEALTH - GULF COAST MEDICAL CENTER	2	8,719	1,845	17%	10,566
SANTA ROSA MEDICAL CENTER	2	8,945	1,593	15%	10,540
ST LUCIE MEDICAL CENTER		8,780	1,749	17%	10,529
LARKIN COMMUNITY HOSPITAL INC DBA CARDIOTROPIC	9	6,870	3,619	34%	10,498
FLORIDA HOSPITAL ZEPHYRHILLS	10	9,324	1,162	11%	10,496
ANNE BATES LEACH EYE HOSPITAL/ ABLEH MICROBIOLOGY LABORATORY	9	10,325	135	1%	10,469
AVECINA MEDICAL	4	6,210	4,227	40%	10,441
BAPTIST HEALTH - BEACHES		9,730	710	7%	10,440
PARAMOUNT URGENT CARE	4	6,753	3,669	35%	10,426

COVID-19: testing by laboratory

Data through May 31, 2021 verified as of Jun 1, 2021 at 09:25 AM

Data in this report are provisional and subject to change.

The numbers in the table below represent the number of Florida and non-Florida residents for whom test results were received by the Department of Health. A person can be tested by more than one laboratory and can have both positive and negative results. **Therefore, the sum of the numbers in each column will be larger than the total number of people tested.**

Reporting lab	Inconclusive	Negative	Positive	Percent positive	Total
ADVENTHEALTH CENTRA CARE UNIVERSITY	1	9,128	1,219	12%	10,348
ADVENTHEALTH CENTRA CARE WINTER GARDEN	1	9,095	1,176	11%	10,272
ADVENTHEALTH CENTRA CARE WINTER PARK		9,201	1,062	10%	10,263
CLEVELAND CLINIC MARTIN NORTH HOSPITAL		9,153	1,039	10%	10,192
P4 CLINICAL, LLC	205	8,851	999	10%	10,055
MEMORIAL HOSPITAL WEST LABORATORY SERVICES	15	9,168	848	8%	10,031
CLEVELAND CLINIC MARTIN SOUTH HOSPITAL	1	8,999	1,020	10%	10,020
MEMORIAL HOSPITAL MICRO		9,231	633	6%	9,864
SRQ DRIVE THROUGH		8,944	905	9%	9,849
BAPTIST HEALTH SOUTH FLORIDA - MIAMI LAKES URGENT CARE		7,792	2,048	21%	9,840
UNIVERSITY HOSPITAL AND MEDICAL CENTER		8,363	1,474	15%	9,837
ADVENTHEALTH CENTRA CARE LAKELAND	1	8,449	1,360	14%	9,810
AVECINA	20	9,009	706	7%	9,735
BOSTON HEART DIAGNOSTICS CORP		8,493	1,219	13%	9,712
PALM BEACH BALL PARK		8,608	1,040	11%	9,648
MINUTECLINIC LLC #1067		8,250	1,298	14%	9,548
SOUTH BAY HOSPITAL CLINICAL LAB	1	8,527	988	10%	9,516
ADVENTHEALTH CENTRA CARE HUNTERS CREEK	3	8,254	1,231	13%	9,488
BAYFRONT HEALTH - PORT CHARLOTTE		8,650	694	7%	9,344
WEST MARION COMMUNITY HOSPITAL LAB		7,868	1,441	15%	9,309
BAYCARE COMMUNITY HEALTH		9,084	199	2%	9,283
ADVENTHEALTH CENTRA CARE LEE ROAD		8,275	996	11%	9,271
QDX PATHOLOGY SERVICES	2	8,821	437	5%	9,260
ADVENTHEALTH CENTRA CARE SANFORD		8,097	1,149	12%	9,246
INFORM DIAGNOSTICS, INC		8,712	532	6%	9,244
POINCIANA MEDICAL CENTER		7,313	1,908	21%	9,221
FLORIDA HOSPITAL FISH MEMORIAL	19	7,826	1,333	15%	9,178
GENOSUR LLC	29	8,953	104	1%	9,086
LAKEWOOD RANCH MEDICAL CENTER		8,387	698	8%	9,085
KD MEDICAL CHOICE LLC	5	8,273	776	9%	9,054
WELLINGTON REGIONAL MEDICAL CENTER		8,342	674	7%	9,016
CERNERELR_BAYCARE	43	8,320	616	7%	8,979
ADVENTHEALTH EXPRESS CARE		7,427	1,520	17%	8,947
MORTON PLANT-MEASE	5	8,003	870	10%	8,878
ADVENTHEALTH CENTRA CARE APOPKA	1	7,528	1,248	14%	8,777
ADVENTHEALTH CENTRA CARE LAKE MARY	2	7,642	1,113	13%	8,757
ISPM LABS, LLC DBA CAPSTONE DIAGNOSTICS, LLC		8,298	406	5%	8,704
EGLIN AIR FORCE BASE	14	6,871	1,808	21%	8,693
ATLANTIS URGENT CARE	12	6,858	1,812	21%	8,682
ADVENTHEALTH CENTRA CARE DR PHILLIPS		7,776	865	10%	8,641
HOLMES REG MED CENTER CLINICAL LAB		7,781	857	10%	8,638
HIALEAH HOSPITAL	4	6,773	1,852	21%	8,629
ADVENTHEALTH CENTRA CARE MOUNT DORA		7,346	1,276	15%	8,622
EMERALD COAST URGENT CARE		6,827	1,780	21%	8,607
BAPTIST HEALTH SOUTH FLORIDA - WESTCHESTER URGENT CARE		7,128	1,470	17%	8,598
ADVENTIST HEALTH SYSTEMS, SUNBELT INC		7,400	1,170	14%	8,570
ADVENTHEALTH CENTRA CARE KISSIMEE		7,675	883	10%	8,558

COVID-19: testing by laboratory

Data through May 31, 2021 verified as of Jun 1, 2021 at 09:25 AM

Data in this report are provisional and subject to change.

The numbers in the table below represent the number of Florida and non-Florida residents for whom test results were received by the Department of Health. A person can be tested by more than one laboratory and can have both positive and negative results. **Therefore, the sum of the numbers in each column will be larger than the total number of people tested.**

Reporting lab	Inconclusive	Negative	Positive	Percent positive	Total
ARCPPOINT LABS OF FORT MYERS	5	7,559	972	11%	8,536
MINUTECLINIC LLC #8396		7,276	1,241	15%	8,517
SPORTS DRUG TESTING LABORATORY	178	8,087	245	3%	8,510
PARAMOUNT URGENT CARE INC	1	5,755	2,713	32%	8,469
MINUTE CLINIC LLC		7,469	965	11%	8,434
PHARMCO RX	2	8,071	361	4%	8,434
EMPIRE CITY LABORATORIES INC	103	7,163	1,134	14%	8,400
MINUTECLINIC		7,206	1,165	14%	8,371
OVIEDO MEDICAL CENTER		7,492	839	10%	8,331
SPECTOR SCIENTIFIC LAB	22	7,140	1,157	14%	8,319
AVECINA MEDICAL OAKLEAF	3	6,977	1,330	16%	8,310
BAPTIST HEALTH SOUTH FLORIDA - DORAL URGENT CARE		6,732	1,577	19%	8,309
CERNERELR_BAPTISTMIAMI	31	7,313	862	11%	8,206
BAPTIST HEALTH - NASSAU		7,752	390	5%	8,142
ADVENTHEALTH CENTRA CARE ALTAMONTE		6,985	995	12%	7,980
DYNIX DIAGNOSTIX		7,158	762	10%	7,920
ADVENT HEALTH - HEART OF FLORIDA ER	1	6,854	1,016	13%	7,871
MEDEXPRESS URGENT CARE OF BOYNTON BEACH LLC		7,216	641	8%	7,857
ST PETERSBURG GENERAL HOSPITAL		6,742	1,095	14%	7,837
SUNCOAST PATHOLOGY ASSOCIATES		7,193	631	8%	7,824
COMMUNITY HEALTH CENTERS OF PINELLAS INC	2	6,354	1,424	18%	7,780
IMPERIAL POINT MEDICAL CENTER		7,113	663	9%	7,776
MEDEXPRESS URGENT CARE HUDSON		6,646	1,067	14%	7,713
MEDEXPRESS URGENT CARE	2	5,365	2,288	30%	7,655
NCH NORTH NAPLES HOSPITAL LAB	15	6,733	833	11%	7,581
ADVENTHEALTH CENTRA CARE AZALEA PARK		6,492	1,081	14%	7,573
MINUTECLINIC LLC #3703		6,145	1,386	18%	7,531
MEDIPATH LLC		6,851	618	8%	7,469
AHCC WESLEY CHAPEL		6,572	852	11%	7,424
ST JOSEPHS NORTH HOSPITAL LAB	7	6,316	1,066	14%	7,389
ADVENTHEALTH CENTRA CARE OVIEDO		6,310	1,006	14%	7,316
HOLIDAY CVS LLC		6,874	409	6%	7,283
AVERO DIAGNOSTICS - IRVING	11	6,776	479	7%	7,266
FLORIDA FAMILY LABORATORY, INC DBA	73	6,685	504	7%	7,262
ACUTIS DIAGNOSTICS	171	5,918	1,165	16%	7,254
FORT WALTON BEACH MEDICAL CENTER		6,268	964	13%	7,232
CLINICAL REFERENCE LABORATORY	2	6,838	372	5%	7,212
UNKNOWN	7	3,653	3,549	49%	7,209
FLORIDA COMMUNITY HEALTH CENTER		5,817	1,362	19%	7,179
FLORIDA HOSPITAL NORTH PINELLAS	11	6,536	563	8%	7,110
RAULERSON HOSPITAL		6,171	916	13%	7,087
ANGEL KIDS PEDIATRICS		6,682	370	5%	7,052
SOLARIS DIAGNOSTICS	11	6,356	615	9%	6,982
MEDCOMP SCIENCES LLC	147	4,675	2,148	31%	6,970
LABORATORY OF FLORIDA LLC	41	6,243	608	9%	6,892
LUMINUS DIAGNOSTICS		6,287	562	8%	6,849
DOCTORS URGENT CARE LLC	1	5,581	1,206	18%	6,788

COVID-19: testing by laboratory

Data through May 31, 2021 verified as of Jun 1, 2021 at 09:25 AM

Data in this report are provisional and subject to change.

The numbers in the table below represent the number of Florida and non-Florida residents for whom test results were received by the Department of Health. A person can be tested by more than one laboratory and can have both positive and negative results. **Therefore, the sum of the numbers in each column will be larger than the total number of people tested.**

Reporting lab	Inconclusive	Negative	Positive	Percent positive	Total
PUTNAM COMMUNITY MEDICAL CENTER		5,940	827	12%	6,767
PEDIATRIC HEALTH CARE ALLIANCE PA		6,233	520	8%	6,753
ADVENTHEALTH CENTRA CARE LONGWOOD	1	5,855	853	13%	6,709
ADVENTHEALTH CENTRA CARE PORT ORANGE		5,700	1,000	15%	6,700
NORTHWEST FLORIDA COMMUNITY HOSPITAL	48	5,141	1,498	22%	6,687
VISTA CLINICAL	8	3,932	2,743	41%	6,683
ADVENTHEALTH CENTRA CARE ORANGE LAKE		5,836	818	12%	6,654
ADVENTHEALTH CENTRA CARE SOUTH ORANGE		5,725	922	14%	6,647
MICROGEN DX	4	5,897	735	11%	6,636
SOUTH FLORIDA BAPTIST HOSPITAL MICRO	4	5,457	1,098	17%	6,559
BAPTIST HEALTH SOUTH FLORIDA - PEMBROKE PINES URGENT CARE		5,451	1,104	17%	6,555
URGENT CARE OF THE PALM BEACHES		5,499	1,056	16%	6,555
DOCTORS URGENT CARE OF LUTZ LLC	1	5,317	1,197	18%	6,515
MEDEXPRESS URGENT CARE - GOLDEN GATE		5,719	794	12%	6,513
ADVENTHEALTH CENTRA CARE SAND LAKE		5,773	711	11%	6,484
PRO CLINIC		5,318	1,104	17%	6,422
ADVENTHEALTH CENTRA CARE WINTER HAVEN	1	5,088	1,327	21%	6,416
COASTAL MED URGENT CARE		4,785	1,623	25%	6,408
MINUTECLINIC LLC # 0709		5,389	965	15%	6,354
BAPTIST HEALTH - NORTH		5,137	1,211	19%	6,348
ALTRU DIAGNOSTICS INC	4	5,991	306	5%	6,301
ADVENTHEALTH CENTRA CARE LEESBURG		5,181	1,097	17%	6,278
MEDEXPRESS URGENT CARE - ROYAL PALM BEACH		5,586	689	11%	6,275
MEDEXPRESS URGENT CARE - ESTERO		5,587	658	11%	6,245
HEALTH FIRST ADVENTHEALTH CENTRA CARE - TITUSVILLE		5,270	932	15%	6,202
MINUTECLINIC LLC #3662		5,258	839	14%	6,097
PALMS OF PASADENA HOSPITAL		5,489	598	10%	6,087
BAPTIST HEALTH SOUTH FLORIDA - KENDALE LAKES URGENT CARE		4,954	1,110	18%	6,064
MINUTECLINIC LLC # 3930		5,257	789	13%	6,046
WESTCHESTER HOSPITAL	23	4,974	1,033	17%	6,030
PARAMOUNT URGENT CARE - WINDERMERE	3	4,065	1,877	32%	5,945
DOCTORS HOSPITAL OF SARASOTA CLINICAL LABORATORY		5,196	735	12%	5,931
BAYFRONT HEALTH - VENICE REGIONAL MEDICAL	1	5,374	537	9%	5,912
MINUTECLINIC LLC #1771		5,034	860	15%	5,894
THE CENTER FOR URGENT CARE	3	4,946	921	16%	5,870
HIGHLANDS REGIONAL MEDICAL CENTER		4,973	894	15%	5,867
TALLAHASSEE PRIMARY CARE ASSOCIATES		5,231	632	11%	5,863
URGENT CARE CURE	2	5,038	804	14%	5,844
MEDEXPRESS URGENT CARE PALM BEACH GARDENS		5,292	551	9%	5,843
HEALTH FIRST ADVENTHEALTH CENTRA CARE GATEWAY	1	5,256	581	10%	5,838
BAPTIST HEALTH SOUTH FLORIDA - TAMiami TRAIL URGENT CARE		4,711	1,107	19%	5,818
MINUTECLINIC LLC #7225		4,987	808	14%	5,795
MEDICAL DNA LABS LLC	3	5,287	505	9%	5,795
MEDEXPRESS URGENT CARE - LAKELAND		5,069	712	12%	5,781
MINUTECLINIC LLC #3463		4,878	879	15%	5,757
BAYFRONT HEALTH - SEVEN RIVERS		5,260	494	9%	5,754
SUNRISE MEDICAL LABORATORIES	2	5,334	411	7%	5,747

COVID-19: testing by laboratory

Data through May 31, 2021 verified as of Jun 1, 2021 at 09:25 AM

Data in this report are provisional and subject to change.

The numbers in the table below represent the number of Florida and non-Florida residents for whom test results were received by the Department of Health. A person can be tested by more than one laboratory and can have both positive and negative results. **Therefore, the sum of the numbers in each column will be larger than the total number of people tested.**

Reporting lab	Inconclusive	Negative	Positive	Percent positive	Total
ESCAMBIA COMMUNITY CLINICS INC	8	4,359	1,356	24%	5,723
BAPTIST HEALTH SOUTH FLORIDA - CORAL SPRINGS URGENT CARE		4,862	798	14%	5,660
MINUTECLINIC LLC # 0514		4,978	670	12%	5,648
QUICK CARE MED PL	2	4,807	836	15%	5,645
BAYFRONT HEALTH - BROOKSVILLE		5,051	582	10%	5,633
BAYFRONT HEALTH - SPRING HILL		5,168	461	8%	5,629
MINUTECLINIC LLC #3291		4,872	721	13%	5,593
BAYFRONTVENICEREGIONAL		5,352	183	3%	5,535
VENTURE MEDICAL OF FLORIDA LLC		5,080	446	8%	5,526
ADVENTHEALTH PROMPT CARE	2	4,115	1,383	25%	5,500
BETHESDA HOSPITAL WEST		4,946	545	10%	5,491
FLAGLER HOSPITAL LABORATORY	8	4,305	1,172	21%	5,485
MINUTECLINIC LLC #5253		4,588	889	16%	5,477
BAPTIST HEALTH SOUTH FLORIDA - PINECREST URGENT CARE		4,702	765	14%	5,467
TROPICANA FIELD - LOT 2□	19	4,935	495	9%	5,449
BAPTIST HEALTH SOUTH FLORIDA - CORAL GABLES URGENT CARE		4,533	891	16%	5,424
MINUTECLINIC LLC 5852		4,714	688	13%	5,402
CARENOW URGENT CARE	2	3,762	1,635	30%	5,399
BAPTIST HEALTH SOUTH FLORIDA - PALMETTO BAY URGENT CARE		4,538	855	16%	5,393
MINUTECLINIC LLC #3631		4,635	746	14%	5,381
MINUTECLINIC LLC #7887		4,792	559	10%	5,351
MINUTECLINIC LLC #3814		4,616	729	14%	5,345
BAYFRONT HEALTH - PUNTA GORDA		4,937	396	7%	5,333
BAPTIST HEALTH SOUTH FLORIDA - CORAL GABLES (UNIVERSITY) URGENT CARE		4,579	730	14%	5,309
MARTIN HOSPITAL SOUTH LAB		4,966	293	6%	5,259
SCION LAB SERVICES LLC	26	4,779	396	8%	5,201
MEASE DUNEDIN HOSPITAL	5	4,642	548	11%	5,195
ASCENSION SACRED HEART - EMERALD COAST		4,386	806	16%	5,192
TRINITY SPRINGS		4,436	729	14%	5,165
DESOTO MEMORIAL HOSPITAL	3	4,315	835	16%	5,153
MINUTECLINIC LLC #5190		4,301	850	17%	5,151
MINUTECLINIC LLC #5249		4,242	906	18%	5,148
MINUTECLINIC LLC #5854		4,307	835	16%	5,142
STEWART ROCKLEDGE HOSPITAL	8	4,640	488	10%	5,136
ADVENTHEALTH CENTRA CARE COLONIAL TOWN	2	4,565	561	11%	5,128
MINUTECLINIC LLC # 3686		4,391	717	14%	5,108
MEDEXPRESS URGENT CARE CAPE CORAL		4,370	718	14%	5,088
PHYSICIANS REGIONAL MEDICAL CENTER - COLLIER BLVD	1	4,110	944	19%	5,055
MINUTECLINIC LLC #4201		4,467	564	11%	5,031
PREMIER URGENT CARE OF BREVARD LLC	4	4,418	607	12%	5,029
ADVENTIST HEALTH SYSTEMS SUNBELT IN DBA		4,434	575	11%	5,009
ENGLEWOOD COMMUNITY HOSPITAL		4,552	425	9%	4,977
MEMORIAL HOSPITAL- MIRAMAR	12	4,593	341	7%	4,946
PALMS MEDICAL GROUP	5	3,450	1,466	30%	4,921
TWIN CITIES HOSPITAL	1	4,350	546	11%	4,897
LAKESIDE MEDICAL CENTER		3,981	890	18%	4,871
MINUTECLINIC LLC #1807		4,130	723	15%	4,853

COVID-19: testing by laboratory

Data through May 31, 2021 verified as of Jun 1, 2021 at 09:25 AM

Data in this report are provisional and subject to change.

The numbers in the table below represent the number of Florida and non-Florida residents for whom test results were received by the Department of Health. A person can be tested by more than one laboratory and can have both positive and negative results. **Therefore, the sum of the numbers in each column will be larger than the total number of people tested.**

Reporting lab	Inconclusive	Negative	Positive	Percent positive	Total
MINUTECLINIC LLC #4458		4,117	731	15%	4,848
MINUTECLINIC LLC #7886		4,220	624	13%	4,844
ADVENT HEALTH - NEW SMYRNA		4,105	693	14%	4,798
MEDEXPRESS URGENT CARE LEHIGH ACRES		4,147	647	13%	4,794
EXACT SCIENCES LABORATORIES, LLC		4,394	387	8%	4,781
MARION E FETHER MEDICAL CENTER, THE		4,317	440	9%	4,757
MINUTECLINIC, LLC (CLINIC 10699)		4,224	523	11%	4,747
MOFFITT CANCER CENTER	6	4,629	107	2%	4,742
US BIOTEK LABORATORIES	15	4,347	371	8%	4,733
AFC PHYSICIANS OF FLORIDA		3,746	968	21%	4,714
MINUTECLINIC LLC #5924		4,154	551	12%	4,705
MINUTECLINIC LLC #3257		3,980	702	15%	4,682
LOWER KEYS MEDICAL CENTER		4,346	331	7%	4,677
HOLIDAY CVS LLC DBA CVS PHARMACY #5154		4,543	123	3%	4,666
MINUTECLINIC, LLC #3204		3,940	702	15%	4,642
MINUTECLINIC LLC #4415		3,963	665	14%	4,628
NIGHT LITE PEDIATRICS	4	3,347	1,264	27%	4,615
MEDSTAR LABORATORY INC	9	4,587	5	0%	4,601
PREMIER MEDICAL	2	4,494	95	2%	4,591
ACCU REFERENCE MEDICAL LAB	9	3,754	810	18%	4,573
MINUTECLINIC LLC #5214		3,945	598	13%	4,543
AMELIA URGENT CARE		2,815	1,701	38%	4,516
VA PAIN CLINIC	10	4,330	162	4%	4,502
GENESIS DIAGNOSTICS		4,239	256	6%	4,495
VITRO MOLECULAR LABORATORIES	50	4,087	346	8%	4,483
MINUTECLINIC LLC # 3579		3,758	705	16%	4,463
BAYA PHARMACY & URGENT CARE		3,305	1,135	26%	4,440
MINUTECLINIC LLC #3748		3,673	753	17%	4,426
DOCTORS TEST CENTERS		3,926	495	11%	4,421
MINUTECLINIC, LLC #5817		3,735	673	15%	4,408
MINUTECLINIC LLC #7973		3,805	576	13%	4,381
ADVENTHEALTH CENTRA CARE		3,891	483	11%	4,374
PARAMOUNT URGENT CARE - ORLANDO		3,204	1,147	26%	4,351
MINUTECLINIC LLC # 7933		3,893	449	10%	4,342
MINUTECLINIC LLC #7173		3,800	532	12%	4,332
MINUTECLINIC LLC #3255		3,861	457	11%	4,318
ST. LUCIE MEDICAL CTR.		4,254	57	1%	4,311
MINUTECLINIC LLC #5216		3,730	542	13%	4,272
MINUTECLINIC LLC #3003		3,564	703	16%	4,267
PRECISION HEALTH SOLUTIONS		4,063	189	4%	4,252
MINUTECLINIC, LLC #4015		3,427	796	19%	4,223
PARAMOUNT URGENT CARE - OVIEDO		3,259	962	23%	4,221
BAPTIST HEALTH SOUTH FLORIDA - DAVIE URGENT CARE		3,465	740	18%	4,205
MINUTECLINIC LLC #6007		3,646	533	13%	4,179
MINUTECLINIC LLC #3705		3,724	441	11%	4,165
MINUTECLINIC LLC #1055		3,439	722	17%	4,161
ADVENTHEALTH CENTRA CARE KIDS LAKE MARY		3,847	307	7%	4,154

COVID-19: testing by laboratory

Data through May 31, 2021 verified as of Jun 1, 2021 at 09:25 AM

Data in this report are provisional and subject to change.

The numbers in the table below represent the number of Florida and non-Florida residents for whom test results were received by the Department of Health. A person can be tested by more than one laboratory and can have both positive and negative results. **Therefore, the sum of the numbers in each column will be larger than the total number of people tested.**

Reporting lab	Inconclusive	Negative	Positive	Percent positive	Total
PROHEALTH	3	2,510	1,624	39%	4,137
MINUTECLINIC LLC #3654		3,523	607	15%	4,130
WALGREEN CO	2	3,671	454	11%	4,127
BAPTIST HEALTH SOUTH FLORIDA - WESTON URGENT CARE		3,554	535	13%	4,089
MINUTECLINIC LLC #1821		3,650	430	11%	4,080
NIGHT LITE PEDIATRICS URGENT CARE	1	3,422	649	16%	4,072
BARTOW REGIONAL MEDICAL CENTER	1	3,391	633	16%	4,025
LAKELAND REGIONAL HEALTH PABLO		3,566	458	11%	4,024
ADVENT HEALTH CENTRA CARE -WINTER PARK KIDS URGENT CARE	4	3,713	307	8%	4,024
MINUTECLINIC LLC #1350		3,594	424	11%	4,018
MEDONE PLLC		3,100	907	23%	4,007
MEDEXPRESS URGENT CARE - VERO BEACH		3,501	498	12%	3,999
HEALTH FIRST ADVENTHEALTH CENTRA CARE MALABAR		3,609	387	10%	3,996
HEALTH FIRST ADVENTHEALTH CENTRA CARE COCOA		3,603	390	10%	3,993
MINUTECLINIC, LLC # 4469		3,547	438	11%	3,985
MINUTECLINIC LLC #3285		3,529	441	11%	3,970
MINUTECLINIC LLC #476		3,465	504	13%	3,969
MINUTECLINIC LLC #8381		3,470	485	12%	3,955
HEALTH CARE DISTRICT OF PALM BEACH COUNTY	2	3,674	276	7%	3,952
PHYSICIANS PRIMARY CARE	2	3,570	348	9%	3,920
MINUTECLINIC LLC #5157		3,477	441	11%	3,918
MINUTECLINIC LLC #3648		3,225	691	18%	3,916
BAPTIST HEALTH - CLAY		3,437	467	12%	3,904
BRASHEAR'S VITAL CARE CORP		3,098	799	21%	3,897
MEDEXPRESS URGENT CARE - DELAND		3,426	444	11%	3,870
MC DIAGNOSTIC OF CONNECTICUT, PC #2220		3,329	533	14%	3,862
BMCT Molecular Diagnostics Subsection		3,283	569	15%	3,852
BAPTIST HEALTH SOUTH FLORIDA - BRICKELL URGENT CARE		3,205	639	17%	3,844
SIPARADIGM LLC	60	3,515	267	7%	3,842
BAPTIST HEALTH EMERGENCY CENTER COUNTRY WALK	1	3,272	550	14%	3,823
MINUTECLINIC LLC #4612		3,153	620	16%	3,773
MINUTECLINIC LLC #4024		3,305	445	12%	3,750
MINUTECLINIC LLC #3635		3,277	464	12%	3,741
BAPTIST HEALTH URGENT CARE AT SAWGRASS		3,120	612	16%	3,732
VERILY LIFE SCIENCES	3	3,645	77	2%	3,725
PRIMEHEALTH URGENT CARE INC		3,144	529	14%	3,673
MIDWAY SPECIALTY CARE CENTER DIAGNOSTICS	38	3,358	241	7%	3,637
ADVENTHEALTH CENTRA CARE CONWAY		3,102	531	15%	3,633
CLARITY LAB SOLUTIONS LLC		3,608	4	0%	3,612
MINUTECLINIC LLC #214		2,985	548	16%	3,533
GESSLER CLINIC	2	2,475	1,031	29%	3,508
MARINERS HOSPITAL	1	3,187	317	9%	3,505
MEDEXPRESS FORT MYERS		3,080	423	12%	3,503
ADVENT HEALTH - DADE CITY		3,083	412	12%	3,495
BAPTIST HEALTH - OAKLEAF		2,957	525	15%	3,482
MEMORIAL HOSPITAL PEMBROKE	3	3,085	381	11%	3,469
HEALTH CENTRAL CLINICAL LABORATORY		3,026	432	12%	3,458

COVID-19: testing by laboratory

Data through May 31, 2021 verified as of Jun 1, 2021 at 09:25 AM

Data in this report are provisional and subject to change.

The numbers in the table below represent the number of Florida and non-Florida residents for whom test results were received by the Department of Health. A person can be tested by more than one laboratory and can have both positive and negative results. **Therefore, the sum of the numbers in each column will be larger than the total number of people tested.**

Reporting lab	Inconclusive	Negative	Positive	Percent positive	Total
MINUTECLINIC LLC #3236		3,047	396	12%	3,443
MEDIQUICK URGENT CARE CENTERS INC		2,682	752	22%	3,434
ACCESS POINT HEALTHCARE URGENT & PRIMARY CARE	2	2,712	718	21%	3,432
MINUTECLINIC LLC #1815		3,062	350	10%	3,412
MEDEXPRESS URGENT CARE CORAL SPRINGS		3,031	370	11%	3,401
IMMOKALEE CHD		3,155	234	7%	3,389
AFC PHYSICIANS OF FLORIDA PA		2,805	573	17%	3,378
JACKSON HOSPITAL CLINICAL LABORATORY		2,963	372	11%	3,335
BAY MEDICAL CENTER SACRED HEART HEALTH SYSTEM		2,663	667	20%	3,330
MINUTECLINIC LLC		2,946	359	11%	3,305
SELECT LABORATORIES - MARION COUNTY, FL LLC	5	2,981	316	10%	3,302
CHARLES AIESI CONSULTING INC	18	2,905	321	10%	3,244
GENOME LLC	2	3,029	207	6%	3,238
MEDEXPRESS URGENT CARE - CLEWISTON		2,708	522	16%	3,230
JUPITER MEDICAL CENTER URGENT CARE		2,565	663	21%	3,228
LAKE WALES MEDICAL CENTER INC		2,871	357	11%	3,228
APALACHEE CORRECTIONAL INSTITUTION EAST UNIT		3,184	35	1%	3,219
MINUTECLINIC LLC #8927		2,737	470	15%	3,207
GRAVITY DIAGNOSTICS, LLC	11	2,955	230	7%	3,196
PARRISH MEDICAL CENTER	3	2,787	392	12%	3,182
NXGEN MDX LLC	7	2,817	348	11%	3,172
EMERGENCY PHYSICIANS MEDICAL CENTER		1,954	1,184	38%	3,138
MINUTECLINIC LLC #5069		2,620	497	16%	3,117
KEYS AHEC SCHOOL MEDICAL CLINIC	15	2,941	153	5%	3,109
MINUTECLINIC LLC #5187		2,697	373	12%	3,070
MEDEXPRESS URGENT CARE BOCA RATON		2,791	263	9%	3,054
VETERANS AFFAIRS MEDICAL CENTER - ORLANDO	1	1,343	1,703	56%	3,047
CAREFAST+	1	2,231	803	26%	3,035
MEDEXPRESS PORT CHARLOTTE		2,710	325	11%	3,035
BAPTIST HEALTHCARE - GULF BREEZE HOSPITAL	3	2,502	495	17%	3,000
TAMPA COMMUNITY HOSPITAL		2,551	398	13%	2,949
BAPTIST HEALTH SOUTH FLORIDA - MIAMI BEACH URGENT CARE		2,513	431	15%	2,944
FLORIDA MEDICAL CLINIC	3	1,392	1,536	52%	2,931
DR G'S URGENT CARE		2,537	378	13%	2,915
AMELIA EXPRESS CARE LLC	10	2,542	351	12%	2,903
MINUTECLINIC LLC #3637		2,327	575	20%	2,902
STONE CLINICAL LABORATORIES		2,790	96	3%	2,886
WALGREENS ORLANDO	3	2,540	340	12%	2,883
MINI ER WATERFORD LAKES, THE		2,485	387	13%	2,872
DONALD W ROBERTSON DO PA		2,234	618	22%	2,852
PATIENTS FIRST - THOMASVILLE ROAD		2,536	295	10%	2,831
BOND URGENT CARE LLC		2,156	673	24%	2,829
OPTUM LABS LLC	1	2,581	224	8%	2,806
BAPTIST HEALTH EMERGENCY CENTER AT WEST CORAL WAY		2,341	455	16%	2,796
CITRUS MEMORIAL HOSPITAL LABORATORY		2,253	542	19%	2,795
CELESTA MEDICAL SERVICES LLC DBA - AMERICAN RESEARCH LABS		2,544	236	8%	2,780
SACRED HEART HEALTH SYSTEM, INC	1	1,875	875	32%	2,751

COVID-19: testing by laboratory

Data through May 31, 2021 verified as of Jun 1, 2021 at 09:25 AM

Data in this report are provisional and subject to change.

The numbers in the table below represent the number of Florida and non-Florida residents for whom test results were received by the Department of Health. A person can be tested by more than one laboratory and can have both positive and negative results. **Therefore, the sum of the numbers in each column will be larger than the total number of people tested.**

Reporting lab	Inconclusive	Negative	Positive	Percent positive	Total
NCHMD INC		2,334	414	15%	2,748
EMERALD COAST URGENT CARE, LLC	1	2,062	678	25%	2,741
PHYSICIANS STAT LAB INC	6	2,474	169	6%	2,649
ASCENSION SACRED HEART - GULF		2,069	575	22%	2,644
WHOLE FAMILY HEALTH CENTER INC		2,072	536	21%	2,608
ADVENT HEALTH - OCALA		2,124	447	17%	2,571
PENSACOLA PEDIATRICS PA	1	2,383	180	7%	2,564
INTELEX LABS, LLC		2,480	84	3%	2,564
GENESIS LABORATORY MANAGEMENT	16	2,272	266	10%	2,554
PHYSICIANS STAT LAB	3	1,125	1,418	56%	2,546
CORE DIAGNOSTIC LABORATORIES LLC	17	2,183	342	13%	2,542
WHITE WILSON MEDICAL CENTER		1,132	1,410	55%	2,542
NCH NORTHEAST	7	1,965	531	21%	2,503
TOM LEE COMMUNITY HEALTH CENTER	1	1,807	688	28%	2,496
EMERALD COAST URGENT CARE LLC		1,825	657	26%	2,482
COMMUNITY HEALTH NORTHWEST FLORIDA	4	1,857	554	23%	2,415
MARTIN HEALTH SYSTEM - ST LUCIE WEST		2,206	204	8%	2,410
FG RAPID RESULTS	6	1,995	403	17%	2,404
ASSOCIATED PATHOLOGISTS, LLC	3	1,992	401	17%	2,396
ARCPPOINT LABS		1,683	683	29%	2,366
BIO-TECH CLINICAL LABORATORIES INC		2,039	325	14%	2,364
ABSOLUTE GENOMICS	3	2,081	275	12%	2,359
FIU-HEALTH AUXILIARY LABORATORY	6	2,208	139	6%	2,353
MEDICAL CONSULTANTS OF FLORIDA, LLC	2	2,004	345	15%	2,351
BAYFRONT HEALTH - CITRUS HILLS		2,090	253	11%	2,343
UNIVERSITY OF NORTH FLORIDA STUDENT HEALTH		2,262	81	3%	2,343
MINUTECLINIC, LLC #3245		1,902	414	18%	2,316
BARDMOOR LABORATORY	9	1,971	333	14%	2,313
PHYSICIAN ASSOCIATES		2,070	241	10%	2,311
LEE HEALTH - COCONUT POINT CLINICAL LAB	2	1,872	433	19%	2,307
PROHEALTH MEDICAL CLINIC		1,653	652	28%	2,305
ADVANCED MEDICAL OF NAPLES LLC		2,032	252	11%	2,284
READY RESPONDERS FLORIDA, PLLC		1,967	296	13%	2,263
LITTLE PINE PEDIATRICS	1	1,967	282	13%	2,250
AMERICAN SCIENTIFIC LABORATORIES LLC		2,174	57	3%	2,231
DOC SMILEYS URGENT CARE LLC		1,833	397	18%	2,230
PRIMEHEALTH URGENT CARE	1	1,865	361	16%	2,227
FLOWERS HOSPITAL		2,010	192	9%	2,202
MEDLAB DIAGNOSTICS, LLC		2,021	127	6%	2,148
OPTUMCARE FLORIDA LLC		1,795	345	16%	2,140
MIAMI JEWISH HEALTH SYSTEMS		2,023	90	4%	2,113
LAKE BALDWIN		1,989	94	5%	2,083
GENUS3		2,002	74	4%	2,076
ED FRASER MEMORIAL HOSPITAL		1,804	265	13%	2,069
BROAD INSTITUTE CLINICAL SEQUENCING RESEARCH PLATFORM	17	1,963	73	4%	2,053
STATMED OCALA	7	1,842	197	10%	2,046
PATIENTS FIRST LAKE ELLA MEDICAL CENTER		1,829	195	10%	2,024

COVID-19: testing by laboratory

Data through May 31, 2021 verified as of Jun 1, 2021 at 09:25 AM

Data in this report are provisional and subject to change.

The numbers in the table below represent the number of Florida and non-Florida residents for whom test results were received by the Department of Health. A person can be tested by more than one laboratory and can have both positive and negative results. **Therefore, the sum of the numbers in each column will be larger than the total number of people tested.**

Reporting lab	Inconclusive	Negative	Positive	Percent positive	Total
SUNRISE URGENT CARE ASSOCIATES LLC D/B/A	10	1,443	560	28%	2,013
WILLIAM OWEN PASS PARK		1,738	257	13%	1,995
DOC SMILEY'S URGENT CARE		1,706	247	13%	1,953
BROWNWOOD CARE CENTER		1,712	236	12%	1,948
MEDFAST URGENT CARE CENTERS LLC	2	608	1,334	69%	1,944
CARENOW URGENT CARE – FORT PIERCE	2	1,507	431	22%	1,940
LABORATORY SPECIALISTS OF MICHIGAN		1,601	333	17%	1,934
COLLIER URGENT CARE CENTERS CREEKSIDE		1,712	214	11%	1,926
SPEARHEAD MEDICAL		1,782	135	7%	1,917
PROJECT HEALTH, INC SUMTERVILLE	5	1,572	337	18%	1,914
PEDIATRIC HEALTH CARE ALLIANCE - NORTHDAL		1,751	162	8%	1,913
ER QUICKCARE PL		1,634	267	14%	1,901
QUICK CARE MED		1,532	361	19%	1,893
MEDEXPRESS URGENT CARE - JAX ATLANTIC BLVD		1,630	239	13%	1,869
SPARROW HEALTHCARE	2	1,612	254	14%	1,868
CYPRESS VILLAGE	1	1,828	30	2%	1,859
NEIGHBORHOOD MEDICAL CENTER INC	17	1,647	187	10%	1,851
VRL EUROFIN		1,804	43	2%	1,847
PARAMOUNT URGENT CARE - CLERMONT		1,087	759	41%	1,846
ADVENTHEALTH CENTRA CARE TRINITY		1,588	248	14%	1,836
NORTH VISTA HOSPITAL LABORATORY		1,525	306	17%	1,831
FIRST QUALITY LABORATORY		1,713	108	6%	1,821
ACCESS MEDICAL LABS	1	1,005	810	45%	1,816
KETAMINE HEALTH CENTERS LLC	1	1,661	152	8%	1,814
FLORIDA DEPARTMENT OF HEALTH IN POLK COUNTY	2	1,387	418	23%	1,807
NORTH SHORE LONG ISLAND JEWISH HEALTH	1	1,703	96	5%	1,800
IGENOMIX USA LLC	55	1,574	165	9%	1,794
LABTECH DIAGNOSTIC		1,496	295	16%	1,791
BREVARD HEALTH ALLIANCE INC, THE		1,670	116	6%	1,786
MYTEST DIAGNOSTICS		1,698	83	5%	1,781
LPG COCONUT POINT		1,520	253	14%	1,773
SHELL POINT NURSING PAVILION	1	1,685	78	4%	1,764
RIVER TOWN DIAGNOSTIC LLC		1,470	286	16%	1,756
PARAMOUNT URGENT CARE VILLAGES		1,145	604	35%	1,749
Community_Health		1,533	199	11%	1,732
CAREMED CLINIC LLC	1	1,391	318	19%	1,710
BAPTIST HEALTH SOUTH FLORIDA - KEY BISCANE URGENT CARE EXPRESS		1,502	201	12%	1,703
JW PLASTIC SURGERY		1,449	246	15%	1,695
UNIVERSITY OF ALABAMA AT BIRMINGHAM		1,637	48	3%	1,685
ST ANNES NURSING CENTER		1,648	33	2%	1,681
CAREFAST MURABELLA		1,109	541	33%	1,650
FAMILY HEALTH CENTERS OF SOUTHWEST FLORIDA INC		1,499	150	9%	1,649
BAPTIST HEALTH SOUTH FLORIDA - COUNTRY WALK URGENT CARE EXPRESS		1,391	252	15%	1,643
PRIMARY CARE SOUTH INC		1,121	503	31%	1,624
ELLENTON URGENT CARE		1,385	238	15%	1,623
OPTEO LABORATORY		1,578	36	2%	1,614
MATRIX CLINICAL LABS (FORMERLY BIOCERNA LLC)	13	1,425	169	11%	1,607

COVID-19: testing by laboratory

Data through May 31, 2021 verified as of Jun 1, 2021 at 09:25 AM

Data in this report are provisional and subject to change.

The numbers in the table below represent the number of Florida and non-Florida residents for whom test results were received by the Department of Health. A person can be tested by more than one laboratory and can have both positive and negative results. **Therefore, the sum of the numbers in each column will be larger than the total number of people tested.**

Reporting lab	Inconclusive	Negative	Positive	Percent positive	Total
BAPTIST HEALTHCARE - JAY HOSPITAL	3	1,224	380	24%	1,607
NORTH FLORIDA PEDIATRICS - LAKE CITY		1,376	230	14%	1,606
ASSURANCE SCIENTIFIC LABORATORIES	1	1,313	283	18%	1,597
ADDICTION LABS OF AMERICA	3	1,504	85	5%	1,592
NYU HOSPITALS CENTER CLINICAL LABORATORIES		1,542	49	3%	1,591
UHEALTH CLINIC AT WALGREENS		1,288	301	19%	1,589
MINUTE CLINIC INCORPORATE		1,518	67	4%	1,585
6TH MEDICAL GROUP - MCDILL AFB	3	1,476	106	7%	1,585
GROWING TOGETHER PEDIATRICS LLC		1,496	81	5%	1,577
MELBOURNE MEDICAL LABORATORY☐	2	1,367	205	13%	1,574
EUROFINS NTD, LLC		1,520	45	3%	1,565
PALM BEACH ATLANTIC UNIVERSITY		1,504	52	3%	1,556
PEDIATRICS OF CENTRAL FLORIDA PA	20	1,452	76	5%	1,548
SMA LAB	12	1,361	164	11%	1,537
INNOVATIVE TRANSFUSION MEDICINE, INC	11	1,336	179	12%	1,526
NORTH OKALOOSA MEDICAL CENTER		1,159	358	24%	1,517
TREASURE COAST MEDICAL ASSOCIATES INC		749	767	51%	1,516
BETHESDA HEALTH URGENT CARE		1,308	207	14%	1,515
CREEKSIDE CARE CENTER	1	1,321	188	12%	1,510
APLS SERVICES LLC D/B/A CLEAR DIAGNOSTICS	26	1,446	30	2%	1,502
PROJECT HEALTH INC	4	1,279	215	14%	1,498
PALM BAY HOSPITAL CLINICAL LABORATORY		1,093	401	27%	1,494
EAST LAKE PEDIATRICS		1,320	137	9%	1,457
ADVANCE MEDICAL OF NAPLES		327	1,124	77%	1,451
TEMPUS CLINICAL LABORATORY	10	1,281	156	11%	1,447
STEWART REFERENCE LABORATORY	1	896	547	38%	1,444
UHEALTH DEERFIELD BEACH/UMSYLVESTER DEERFIELD BEACH LABORATORY	3	1,380	55	4%	1,438
COASTAL LABORATORIES	1	1,139	290	20%	1,430
CARE ONE OF FLORIDA LLC		1,077	352	25%	1,429
PATIENTS CHOICE LABORATORIES		831	593	42%	1,424
USF MORSANI CENTER FOR ADVANCED HEALTH CARE		1,250	169	12%	1,419
MINUTECLINIC LLC #3281		1,251	168	12%	1,419
AMELIA EXPRESS CARE	1	772	646	46%	1,419
INTERLACHEN PEDIATRICS PA		1,352	66	5%	1,418
PALM HARBOR PHARMACY		1,216	173	12%	1,389
ADVANCED DIAGNOSTIC LABORATORY		1,337	47	3%	1,384
ST PETERSBURG PEDIATRICS	1	1,251	127	9%	1,379
VAVA PARTNERS LLC		529	838	61%	1,367
BERNHARDT LABORATORIES	3	1,264	99	7%	1,366
MIDWAY SPECIATLY CARE CENTER	3	1,134	222	16%	1,359
ASCENSION ST VINCENT'S - SOUTHSIDE		1,308	49	4%	1,357
HALIFAX MEDICAL CENTER-PORT ORANGE LAB		1,184	171	13%	1,355
XPRESS URGENT CARE	4	1,140	206	15%	1,350
INTERLACHEN PEDIATRICS		1,296	47	3%	1,343
PENSACOLA PEDIATRICS PA - TIGER POINT	24	1,192	122	9%	1,338
NAPLES URGENT CARE	1	884	452	34%	1,337
TYNDALL AIR FORCE BASE		1,104	228	17%	1,332

COVID-19: testing by laboratory

Data through May 31, 2021 verified as of Jun 1, 2021 at 09:25 AM

Data in this report are provisional and subject to change.

The numbers in the table below represent the number of Florida and non-Florida residents for whom test results were received by the Department of Health. A person can be tested by more than one laboratory and can have both positive and negative results. **Therefore, the sum of the numbers in each column will be larger than the total number of people tested.**

Reporting lab	Inconclusive	Negative	Positive	Percent positive	Total
LAB24 INC	3	643	677	51%	1,323
ADVENTHEALTH EXPRESS CARE AT WALGREENS		1,140	182	14%	1,322
HOLIDAY CVS LLC DBA CVSPHARMACY #5155		1,243	74	6%	1,317
MILLER BIOCONNECT		1,220	96	7%	1,316
ARCPPOINT LABS OF CORAL SPRINGS FL		1,043	272	21%	1,315
NORTH FLORIDA PEDIATRICS-TALLAHASSEE	1	1,206	108	8%	1,315
FISHERMENS HOSPITAL CLINICAL LAB		1,209	100	8%	1,309
SOLARIS HEALTHCARE PALATKA		1,197	106	8%	1,303
MILLENIA ADVANCED SCIENTIFIC LLC		1,233	68	5%	1,301
BREVARD HEALTH ALLIANCE		979	315	24%	1,294
COASTAL PEDIATRIC GROUP		1,121	163	13%	1,284
LOOP PEDIATRICS PA	3	1,105	173	14%	1,281
PROFESSIONAL HEALTH EXAMINERS DBA PROHEALTH	1	1,048	230	18%	1,279
STAGEZERO LIFE SCIENCES INC	4	1,163	105	8%	1,272
LAB DOCTOR		1,118	144	11%	1,262
CATALYST WALK IN CLINIC		1,000	244	20%	1,244
NORTH FLORIDA MEDICAL GROUP		1,058	167	14%	1,225
EPN URGENT CARE NAPLES	2	792	423	35%	1,217
CLINICORE		1,124	91	7%	1,215
ALTAMONTE MD		982	233	19%	1,215
CHURCH OF SCIENTOLOGY FLAG SERVICE ORGANIZATION		1,144	56	5%	1,200
CLARITY LABS		1,085	109	9%	1,194
CAPE CANAVERAL HOSPITAL		868	321	27%	1,189
BHA CENTRAL COUNTY CLINIC		1,072	110	9%	1,182
CLINICAL ENTERPRISE, INC		1,145	25	2%	1,170
EMED LABS, LLC	3	1,137	21	2%	1,161
PENSACOLA PEDIATRICS	2	1,059	97	8%	1,158
PROFESSIONAL HEALTH EXAMINERS		1,005	153	13%	1,158
SPRING HILL HEALTH AND REHABILITATION CENTER		1,129	28	2%	1,157
NORTH FL SOUTH GA HCS-LAKE CITY	3	1,115	37	3%	1,155
MINUTECLINIC, LLC DBA MINUTECLINIC #4717		1,109	43	4%	1,152
PRIMARY CARE OF THE TREASURE COAST		1,012	138	12%	1,150
PEDIATRIC HEALTHCARE ALLIANCE		1,081	59	5%	1,140
CAPSTONE HEALTHCARE		802	330	29%	1,132
DEPT OF VA MEDICAL CENTER - MIAMI	10	1,068	52	5%	1,130
GENEIQ		1,064	65	6%	1,129
CHILDRENS MEDICAL ASSOCIATION		1,037	88	8%	1,125
VERITAS GENETICS	61	946	118	10%	1,125
BAPTIST HEALTH - MD ANDERSON CANCER CENTER		1,118	6	1%	1,124
SOUTHEAST ALABAMA MEDICAL CENT		1,058	63	6%	1,121
24 HOUR PEDIATRIC CARE CENTER	4	1,041	74	7%	1,119
EMERALD COAST PEDIATRICS		1,058	57	5%	1,115
LENCO MEDICAL LABORATORY		1,056	58	5%	1,114
CVS HEALTH	1	884	224	20%	1,109
EAST LAKE PEDIATRICS PA		1,013	96	9%	1,109
THE HEALTH CENTER OF PLANT CITY		1,027	82	7%	1,109
Fernandina Beach Rehabilitation and Nursing Center	1	1,087	19	2%	1,107

COVID-19: testing by laboratory

Data through May 31, 2021 verified as of Jun 1, 2021 at 09:25 AM

Data in this report are provisional and subject to change.

The numbers in the table below represent the number of Florida and non-Florida residents for whom test results were received by the Department of Health. A person can be tested by more than one laboratory and can have both positive and negative results. **Therefore, the sum of the numbers in each column will be larger than the total number of people tested.**

Reporting lab	Inconclusive	Negative	Positive	Percent positive	Total
SOLARIS HEALTHCARE CHARLOTTE HARBOR		1,041	56	5%	1,097
XYZ LABORATORY	8	943	146	13%	1,097
WOODLANDS MEDICAL SPECIALISTS		817	270	25%	1,087
NORTH SHORE LIJ URGENT CARE PC		1,026	61	6%	1,087
HENDRY REGIONAL MEDICAL CENTER CLINICAL LABORATORY		817	264	24%	1,081
RESTORE HEALTH URGENT CARE		882	197	18%	1,079
C.W. BILL YOUNG VA MEDICAL CENTER	1	23	1,054	98%	1,078
FAST TRACK URGENT CARE CENTER		5	1,069	100%	1,074
JACKSONVILLE BEACH PEDIATRIC CARE CENTER□		993	74	7%	1,067
AMERICAN FAMILY CARE PENSACOLA WEST		533	533	50%	1,066
RAINBOW RIVER MEDICAL LABORATORY		978	83	8%	1,061
ANY LAB TEST NOW	2	772	281	27%	1,055
WHITE-WILSON MEDICAL CENTER - FORT WALTON BEACH		1,026	26	2%	1,052
CONSULATE HEALTH CARE OF NEW PORT RICHEY	2	919	127	12%	1,048
COVANCE CLINICAL RESEARCH UNIT INC		1,019	29	3%	1,048
VRL EUROFINs - DALLAS		1,024	13	1%	1,037
NORTH FLORIDA PEDIATRICS PA - SUWANNEE	3	897	131	13%	1,031
MEDICAL CENTER OF DELTONA, INC		894	135	13%	1,029
WHITE WILSON MEDICAL CENTER PA - NAVARRE		896	131	13%	1,027
CALHOUN LIBERTY HOSPITAL		847	171	17%	1,018
PALM GARDEN OF PORT SAINT LUCIE		1,004	12	1%	1,016
HISTOPATHOLOGY SERVICES, LLC		905	111	11%	1,016
MOORINGS PARK INSTITUTE, INC, THE		976	39	4%	1,015
DEPARTMENT OF CLINICAL LABS	2	992	21	2%	1,015
PHAROS HEALTH		756	258	25%	1,014
VERITOR		852	162	16%	1,014
E-LAB OF FLORIDA		923	90	9%	1,013
DAIRY ROAD URGENT CARE	2	847	161	16%	1,010
TOTAL RENAL LABORATORIES INC DBA DAVITA LABS	1	871	130	13%	1,002
VIERA HOSPITAL, INC		805	192	19%	997
WELL HEALTH WORKS	23	886	82	8%	991
LAKELAND REGIONAL HEALTH - PWC/OB		36	954	96%	990
NORTH FLORIDA PEDIATRICS PA	2	865	119	12%	986
UNIVERSITY OF WEST FLORIDA STUDENT HEALTH SERVICES	1	857	128	13%	986
REDI MED LLC		801	185	19%	986
GULF COAST VILLAGE		931	43	4%	974
BOND CLINIC PA PEDIATRICS DEPT		909	62	6%	971
ORLANDO HEALTH AND REHAB CENTER		925	45	5%	970
Point of Care Testing	1	128	839	87%	968
PALACE NURSING HOME & REHAB CENTER		923	43	4%	966
PRINCIPLE LABORATORY	9	926	25	3%	960
LEE COUNTY EMERGENCY MEDICAL SERVICE	1	827	131	14%	959
TACACHALE CLINICAL LABORATORY	1	905	51	5%	957
NCHMD, INC SOUTHEAST IMMEDIATE CARE		756	201	21%	957
MOLECULAR TESTING LABS		862	90	9%	952
Victoria Nursing and Rehabilitation Center		892	55	6%	947
COASTAL PHYSICIANS, LLC		765	179	19%	944

COVID-19: testing by laboratory

Data through May 31, 2021 verified as of Jun 1, 2021 at 09:25 AM

Data in this report are provisional and subject to change.

The numbers in the table below represent the number of Florida and non-Florida residents for whom test results were received by the Department of Health. A person can be tested by more than one laboratory and can have both positive and negative results. **Therefore, the sum of the numbers in each column will be larger than the total number of people tested.**

Reporting lab	Inconclusive	Negative	Positive	Percent positive	Total
INTEGRITY LABORATORIES, LLC	4	773	165	18%	942
ENCOMPASS HEALTH		916	22	2%	938
ABBOTT LABORATORIES		815	123	13%	938
EXPRESS PHARMACY		862	76	8%	938
J AND G MEDICAL GROUP LLC		780	152	16%	932
CLINICAL PATHOLOGY LABS INC		842	87	9%	929
GENE TOX WORLDWIDE	60	736	125	14%	921
DOCTOR'S MEMORIAL HOSPITAL		751	169	18%	920
AFC URGENT CARE CLEARWATER	1	197	714	78%	912
CARITHERS PEDIATRIC GROUP		849	61	7%	910
PALM GARDEN OF VERO BEACH		853	51	6%	904
CRUCIAL CARE EMERGENCY MEDICINE DOCTORS		726	178	20%	904
WATSON THERAPEUTICS INC	1	864	39	4%	904
Tampa Lakes Health and Rehabilitation Center	2	828	73	8%	903
AMERICAN MEDICAL RESPONSE		891	10	1%	901
MINUTECLINIC LLC, #10357		890	6	1%	896
LIFE CARE CENTER OF NEW PORT RICHEY		855	41	5%	896
CLINICAL LABS OF HAWAII		887	6	1%	893
POINT WASHINGTON MEDICAL CLINIC	1	678	213	24%	892
PRIMARY CARE SERVICES AT ST ANDREWS ESTATES		889	3	0%	892
FAMILY HEALTH CENTERS OF SWF LABS	2	765	124	14%	891
ADVENT HEALTH - DELTONA ER		735	146	17%	881
RUSKIN HEALTH CENTER	1	599	280	32%	880
PEDIATRIC HEALTHCARE ALLIANCE PA		816	63	7%	879
PHYSICIANS PRIMARY CARE OF SOUTHWEST FLORIDA	1	843	34	4%	878
PRIMARY CARE SERVICES AT INDIAN RIVER ESTATES		851	26	3%	877
VALENCIA HILLS HEALTH AND REHABILITATION CENTER		856	18	2%	874
ADVENTHEALTH MEDICAL GROUP PROMPT CARE		640	233	27%	873
BRISTOL AT TAMPA, THE	4	846	22	3%	872
CITY MEDICAL OF NEW JERSEY, PC		787	77	9%	864
Southern Oaks Care Center	1	820	38	4%	859
PEDIATRICS IN BREVARD PA		783	71	8%	854
FLORIDA GULF COAST UNIVERSITY		657	196	23%	853
CENTRAL FLORIDA HEALTH CARE INC		727	124	15%	851
VITAS HEALTHCARE CORPORATION OF FLA	1	842	7	1%	850
LIFEBRITE	2	613	233	27%	848
BUFFALO CROSSING HEALTHCARE & REHABILITATION CTR		828	19	2%	847
AUGUSTUS LABS LLC		696	148	18%	844
DYNIX DIAGNOSTICS	2	549	289	34%	840
CareATC - Jackson	120	673	46	5%	839
PEBBLEBROOK PHARMACY	1	689	139	17%	829
MEDONE URGENT CARE CENTER		604	224	27%	828
GOLDEN GATE FAMILY CLINIC		332	495	60%	827
THE PRESERVE		810	17	2%	827
BOND AND STEELE CLINIC PA		611	215	26%	826
PALM GARDEN OF CLEARWATER		805	18	2%	823
AFC URGENT CARE		370	448	55%	818

COVID-19: testing by laboratory

Data through May 31, 2021 verified as of Jun 1, 2021 at 09:25 AM

Data in this report are provisional and subject to change.

The numbers in the table below represent the number of Florida and non-Florida residents for whom test results were received by the Department of Health. A person can be tested by more than one laboratory and can have both positive and negative results. **Therefore, the sum of the numbers in each column will be larger than the total number of people tested.**

Reporting lab	Inconclusive	Negative	Positive	Percent positive	Total
FLORIDA HOSPITAL ORLANDO		743	74	9%	817
NATURE COAST MEDICAL GROUP		670	147	18%	817
FLAGLER COUNTY HEALTH DEPARTMENT	3	634	179	22%	816
ASAP LABS LLC	7	655	151	19%	813
MANOR CARE HEALTH SERVICES - FT MYERS		782	31	4%	813
ORANGE BLOSSOM FAMILY HEALTH		762	50	6%	812
ADVENT HEALTH - WESTCHASE ER		715	96	12%	811
ASCENSION ST VINCENT'S - CLAY		775	35	4%	810
SEMINOLE NURSING PAVILION		797	8	1%	805
DXTERITY DIAGNOSTICS	3	753	45	6%	801
NITE LITE PEDIATRICS		234	564	71%	798
NONE		308	489	61%	797
TELESCOPE HEALTH LLC	4	671	121	15%	796
HEARTLAND PEDIATRICS OF LAKE WALES		713	80	10%	793
MOUNT SINAI LABORATORY		754	38	5%	792
Crestview Rehabilitation Center	5	657	129	16%	791
ETHOS WELLNESS PHARMACY		737	52	7%	789
PALM BEACH COUNTY FIREFIGHTERS HEALTH CLINIC, LLC		680	106	13%	786
SOUTHERN LABORATORY SERVICES OF NWF		744	41	5%	785
KENDALL HEALTHCARE PROPERTIES DBA	2	752	30	4%	784
RAINBOW PEDIATRIC CENTER PA		733	48	6%	781
WILLOWBROOKE COURT AT EDGEWATER POINTE ESTATES		770	9	1%	779
LIFE CARE CENTER OF PENSACOLA		725	51	7%	776
QUALITOX LABORATORIES		585	190	25%	775
SAINTS 120 LLC	1	738	34	4%	773
VENICE REGIONAL BAYFRONT HEALTH (PULMONARY)		637	135	17%	772
BOCA GRANDE HEALTH CLINIC		728	41	5%	769
NAIA		764	1	0%	765
MANOR PINES CONVALESCENT CENTER LLC	1	734	25	3%	760
ORLANDO ORTHOPAEDIC OUTPATIENT SURGERY CENTER LLC		755	5	1%	760
CARE ONE OF FLORIDA	1	574	185	24%	760
MORSELIFE MEMORY CARE RESIDENCE		747	11	1%	758
OCALA FAMILY MEDICAL CENTER INC	2	654	101	13%	757
MAIN STREET MEDICAL CENTER		226	529	70%	755
FHMG FLORIDA HOSPITAL MEDICAL GROUP	1	706	46	6%	753
CLIFFORD CHESTER SIMS STATE VETERANS		737	13	2%	750
NORTHEAST FLORIDA NEUROLOGY CLINICS, INC		637	113	15%	750
ADVENT HEALTH - TIMBERRIDGE ER		638	112	15%	750
EDEN SPRINGS NURSING AND REHAB CENTER		636	113	15%	749
ADVENT HEALTH LAB - ORLANDO		434	314	42%	748
LIFE CARE CENTER OF ORANGE PARK		713	35	5%	748
MANOR CARE NURSING CENTER OF SARASOTA FL LLC		660	88	12%	748
AMERICA'S PHARMACY LLC		662	84	11%	746
NAPLES CHILDREN'S URGENT CARE		659	85	11%	744
ARTHREX MEDICAL CENTER	1	582	161	22%	744
FLORIDA HOSPITAL WAUCHULA		575	169	23%	744
FORT MYERS INTERNAL MEDICINE, LLC		673	70	9%	743

COVID-19: testing by laboratory

Data through May 31, 2021 verified as of Jun 1, 2021 at 09:25 AM

Data in this report are provisional and subject to change.

The numbers in the table below represent the number of Florida and non-Florida residents for whom test results were received by the Department of Health. A person can be tested by more than one laboratory and can have both positive and negative results. **Therefore, the sum of the numbers in each column will be larger than the total number of people tested.**

Reporting lab	Inconclusive	Negative	Positive	Percent positive	Total
Signature HealthCare Center of Waterford		704	39	5%	743
SANTA ROSA MEDICAL GROUP		575	166	22%	741
XPRESS URGENT CARE- PORT ST. LUCIE		568	173	23%	741
BALDWIN PEDIATRICS	1	703	35	5%	739
ADVENTHEALTH MEDICAL GROUP PROMPT CAR	1	543	194	26%	738
GULF COAST MOLECULAR LABORATORIES	13	611	110	15%	734
BAPTIST PRIMARY CARE	2	602	128	17%	732
VITAS HEALTHCARE CORP OF CENTRAL FL		706	26	4%	732
MEDONE URGENT CARE AT ST. AUGUSTINE		270	461	63%	731
DIAMOND RIDGE HEALTH AND REHABILITATION		694	36	5%	730
VETERANS AFFAIRS MEDICAL CENTER	1	45	683	94%	729
MEDICAL FP – WHOLE FAMILY HEALTH CENTER		609	120	16%	729
JOHN KNOX VILLAGE HEALTH CENTER		694	34	5%	728
INTERNAL MEDICINE & PEDIATRICS OF TAMPA BAY PA		647	80	11%	727
PALM GARDEN OF OCALA	5	620	102	14%	727
NCH HEALTHCARE SYSTEM MICROBIOLOGY LAB		2	724	100%	726
NCH HEALTHCARE BONITA		578	146	20%	724
SUWANNEE HEALTH AND REHABILITATION CENTER		717	5	1%	722
DISNEY COVID TEST SITE		703	17	2%	720
QUOTIENT SCIENCES		694	25	3%	719
ADDINGTON PLACE AT WELLINGTON GREEN		707	11	2%	718
SIGNATURE HEALTHCARE OF BROOKWOOD GARDENS		706	11	2%	717
CHILDRENS CLINIC WEST FLORIDA PEDIATRICS		658	57	8%	715
EMERALD SHORES HEALTH AND REHABILITATION		611	102	14%	713
COLLIER COUNTY JAIL		707	3	0%	710
HOLMES REGIONAL MEDICAL CENTER		11	699	98%	710
GRAND COURT TAMPA		702	4	1%	706
RIVER GARDEN HEBREW HOME FOR THE AGED		646	59	8%	705
GEORGIA PUBLIC HEALTH LABORATORY		661	44	6%	705
FLORIDA STATE HOSPITAL CLINICAL LABORATORY		695	7	1%	702
MAYFLOWER ASSISTED LIVING		689	7	1%	696
GOLDEN GLADES NURSING & REHABILITATION CTR		655	40	6%	695
PREMIER MEDICAL LABORATORY SERVICES	2	468	225	32%	695
SABAL PALMS HEALTH AND REHAB		632	63	9%	695
PALM GARDEN OF TAMPA		662	33	5%	695
MICHAEL A MIDDLETON MD PA□		656	34	5%	690
FLORIDA HOSPITAL MEDICAL GROUP		421	267	39%	688
Plantation Bay Rehabilitation Center		662	25	4%	687
CLEWISTON NURSING AND REHABILITATION CENTER		669	14	2%	683
SHORE ACRES CARE CENTER		635	40	6%	675
TREE HOUSE PEDIATRICS PLLC		606	68	10%	674
MINI ER ADULT AND PEDIATRIC URGENT CARE		574	98	15%	672
VIERA VA OPC		661	11	2%	672
BODYK		658	13	2%	671
SOLARIS HEALTHCARE BAYONET POINT		647	21	3%	668
FIRST CHOICE PEDIATRICS		546	121	18%	667
LIFE CARE CENTER OF HILLIARD		643	22	3%	665

COVID-19: testing by laboratory

Data through May 31, 2021 verified as of Jun 1, 2021 at 09:25 AM

Data in this report are provisional and subject to change.

The numbers in the table below represent the number of Florida and non-Florida residents for whom test results were received by the Department of Health. A person can be tested by more than one laboratory and can have both positive and negative results. **Therefore, the sum of the numbers in each column will be larger than the total number of people tested.**

Reporting lab	Inconclusive	Negative	Positive	Percent positive	Total
DBI HEALTH INC		647	16	2%	663
HMA SANTA ROSA MEDICAL CENTER LLC DBA		540	123	19%	663
ST JOHN'S NURSING CENTER		637	25	4%	662
HARBOUR HEALTH CENTER		643	19	3%	662
NSPIRE HEALTHCARE MIAMI LAKES	8	638	15	2%	661
VETERANS AFFAIRS MEDICAL CENTER - JAMES A HALEY			659	100%	659
WILLOW BROOKE COURT AT INDIAN RIVER ESTATES		613	46	7%	659
BONIFAY NURSING AND REHAB CENTER		624	33	5%	657
POINT OF CARE TESTING SITE		630	26	4%	656
FLORIDA DEPARTMENT OF HEALTH IN CALHOUN COUNTY		508	147	22%	655
Consulate Health Care of North Fort Myers		638	16	2%	654
MAVERICK LABS		461	191	29%	652
CONTINENTAL CLINICAL RESEARCH, LLC		576	76	12%	652
PARTICLE THEORY LABS		626	25	4%	651
MID-FLORIDA PATHOLOGY		483	168	26%	651
EXPRESS URGENT CARE LLC		1	648	100%	649
CHILDRENS MEDICAL ASSOCIATION PA		575	71	11%	646
ENCOMPASS HEALTH REHABILITATION HOSPITAL OF SUNRISE	8	627	8	1%	643
FLORIDA HOSPITAL HEARTLAND MED CTR LAKE PLACID		514	129	20%	643
SEBASTIAN RIVER MEDICAL CENTER	3	456	183	29%	642
SOLARIS HEALTHCARE LAKE CITY		538	103	16%	641
BALDOMERO LOPEZ STATE VETERANS NURSING HOME	2	633	6	1%	641
WELL-BEING MEDICAL CENTER PLLC		572	67	10%	639
JAMES A HALEY VETERANS HOSPITAL		2	634	100%	636
ANCIENT CITY PEDIATRICS	1	605	28	4%	634
PIONEER CLINICAL LAB LLC		516	115	18%	631
PHYSICIANS PRIMARY CARE LAB	1	552	77	12%	630
PALM GARDEN OF ORLANDO		596	34	5%	630
HOSPICE OF THE FLORIDA SUNCOAST,THE		620	10	2%	630
CONSULATE HEALTHCARE OF VERO BEACH	14	532	83	13%	629
METROPOLITAN HOSPITAL CENTER		619	9	1%	628
AFC URGENT CARE FAMILY CARE		1	627	100%	628
DAVITA LABS	4	613	11	2%	628
INNOVATIVE GENOMICS, LLC	10	568	50	8%	628
PORT SAINT LUCIE HOSPITAL		614	11	2%	625
NEW YORK HOSPITAL LABORATORIES	1	607	16	3%	624
THERADOC		152	471	76%	623
HOPE HOSPICE AND COMMUNITY SERVICES INC	14	587	21	3%	622
VILLA MARIA NURSING & REHAB CENTER INC	1	604	17	3%	622
SUNSHINE URGENT CARE LLC		464	157	25%	621
PEDIATRICS BY THE SEA		573	47	8%	620
The Manor at Blue Water Bay		555	63	10%	618
LORI MCAULIFFE MD PA		567	51	8%	618
FOUNTAIN MANOR HEALTH AND REHAB CENTER	1	594	22	4%	617
Solaris Healthcare Daytona	2	563	52	8%	617
AFC URGENT CARE SEMINOLE	1		612	100%	613
URGENT CARE EXPRESS LLC	1	247	365	60%	613

COVID-19: testing by laboratory

Data through May 31, 2021 verified as of Jun 1, 2021 at 09:25 AM

Data in this report are provisional and subject to change.

The numbers in the table below represent the number of Florida and non-Florida residents for whom test results were received by the Department of Health. A person can be tested by more than one laboratory and can have both positive and negative results. **Therefore, the sum of the numbers in each column will be larger than the total number of people tested.**

Reporting lab	Inconclusive	Negative	Positive	Percent positive	Total
PALMETTO FAMILY HEALTHCARE	1	401	211	34%	613
PENSACOLA PEDIATRICS MILTON		549	63	10%	612
HOLY CROSS HOSPITAL		13	598	98%	611
LAUDERDALE NURSING CENTER LLC	1	590	19	3%	610
WEST GABLES HEALTH CARE CENTER		595	13	2%	608
DOH – INDIAN RIVER		500	107	18%	607
CONSULATE HEALTH CARE OF BAYONET POINT	4	581	22	4%	607
TUSKAWILLA NURSING AND REHAB CENTER	2	597	8	1%	607
THE VILLAGES REGIONAL HOSPITAL FREESTANDING		553	53	9%	606
LIFE HOPE LABS, LLC	1	584	20	3%	605
LIFE CARE CENTER OF WINTER HAVEN		583	20	3%	603
University Crossing		599	3	0%	602
HEALTH CENTER AT BRENTWOOD	1	553	47	8%	601
MEDICAL VB		480	121	20%	601
MANOR OAKS NURSING & REHAB CENTER	5	593	3	0%	601
PATIENTS FIRST - MAHAN DRIVE		164	436	73%	600
DASCENA, INC	3	537	60	10%	600
NORTH FLORIDA RETIREMENT VILLAGE		595	5	1%	600
DIGNITY HEALING, LLC		580	19	3%	599
CONCIMED LLC		564	34	6%	598
PLANT CITY PEDIATRICS	1	482	114	19%	597
BAPTIST PRIMARY CARE, INC		564	32	5%	596
PALM GARDEN OF WINTER HAVEN	3	577	16	3%	596
NORTH FLORIDA REHABILITATION & SPECIALTY CARE☐		574	20	3%	594
AFC URGENT CARE TYRONE		4	589	99%	593
UNIVERSITY OF TAMPA INC, THE		572	21	4%	593
PEDIATRIC ASSOCIATES OF OCALA PA		550	42	7%	592
BROOKDALE FORT MYERS CYPRESS LAKE		590	2	0%	592
MIDWAY SPECIALTY CARE CENTER	3	471	114	19%	588
THE PALACE AT HOMESTEAD	1	566	21	4%	588
SHORELINE PHYSICIAN GROUP		364	223	38%	587
STEWART SEBASTIAN RIVER MEDICAL CENTER		524	60	10%	584
BENTON PEDIATRICS INC		523	59	10%	582
Palm Garden of Largo		577	4	1%	581
NURSING PLUS OF BROWARD LLC	1	556	23	4%	580
THE SPRINGS AT BOCA CIEGA BAY		567	12	2%	579
RICARDO NAVARRO DO PA		489	90	16%	579
EMERALD COAST PEDIATRICS & ADOL		512	67	12%	579
KINDRED HOSPITAL	10	547	22	4%	579
PALM GARDEN OF JACKSONVILLE☐	2	497	80	14%	579
ARCPPOINTS LABS		507	71	12%	578
OCEAN BIOSCIENCES		566	12	2%	578
PARKLANDS FACILITY INC	4	531	42	7%	577
Good Samaritan Society Kissimmee Village		509	67	12%	576
Heartland Healthcare of Ft. Myers	1	572	3	1%	576
ECCOLAB GROUP	1	153	420	73%	574
PREMIER MEDICAL CENTER LLC	11	534	28	5%	573

COVID-19: testing by laboratory

Data through May 31, 2021 verified as of Jun 1, 2021 at 09:25 AM

Data in this report are provisional and subject to change.

The numbers in the table below represent the number of Florida and non-Florida residents for whom test results were received by the Department of Health. A person can be tested by more than one laboratory and can have both positive and negative results. **Therefore, the sum of the numbers in each column will be larger than the total number of people tested.**

Reporting lab	Inconclusive	Negative	Positive	Percent positive	Total
LITTLE PINE PEDIATRICS PLLC	3	504	66	12%	573
TENNESSEE DOH - NASHVILLE	2	504	66	12%	572
WHITE-WILSON MEDICAL CENTER - NICEVILLE		520	51	9%	571
MEMORIAL PEMBROKE 24/7 CARE CENTER		442	129	23%	571
GANDY CROSSING CARE CENTER	1	545	24	4%	570
PORT CHARLOTTE HMA		508	61	11%	569
CHAUTAUQUA REHABILITATION AND NURSING CENTER		555	12	2%	567
BOULEVARD REHABILITATION CENTER		551	16	3%	567
BROWARD PARTNERSHIP	6	550	8	1%	564
ATLANTIC SHORES NURSING AND REHAB CENTER	1	548	13	2%	562
VETERANS AFFAIRS MEDICAL CENTER - BAY PINES		19	543	97%	562
NEMOURS CHILDERN'S HOSPITAL		453	109	19%	562
CITRUS NURSING CENTER LLC		514	47	8%	561
SANDBAY URGENT CARE		455	106	19%	561
CARENOW	3	315	243	43%	561
VETERANS AFFAIRS MEDICAL CENTER - GAINESVILLE		3	557	99%	560
MEDIPATH PATHOLOGY SERVICES		109	450	81%	559
BROOKSVILLE HEALTHCARE CENTER LLC□		540	18	3%	558
MAGNOLIA FAMILY URGENT CARE		500	53	10%	553
The Sands at South Beach		549	4	1%	553
UNIVERSITY OF CENTRAL FLORIDA HEALTH SERVICES		529	23	4%	552
EXPERTUS LABORATORIES INC		448	103	19%	551
CLERMONT HEALTH AND REHABILITATION CENTER		517	34	6%	551
HERON POINTE HEALTH AND REHABILITATION	1	545	3	1%	549
OKEECHOBEE COUNTY HEALTH DEPT	1	399	148	27%	548
VITAE DIAGNOSTICS		534	13	2%	547
SAMANTHA WILSON CARE CENTER	4	530	12	2%	546
NCF DIAGNOSTICS & DNA TECHNOLOGIES	15	213	318	58%	546
WALGREENS 4915	2	490	53	10%	545
MANOR AT CARPENTERS		512	32	6%	544
COASTAL URGENT CARE		428	116	21%	544
JACKSON MEMORIAL LONG TERM CARE CENTER		508	36	7%	544
PINES OF SARASOTA		534	9	2%	543
DOCTORS CENTER,THE		432	111	20%	543
Ocala Health and Rehabilitation Center		517	25	5%	542
WIMAUMA COMMUNITY HEALTH CENTER		449	92	17%	541
STARKE FAMILY MEDICAL CENTER		445	95	18%	540
NEW YORK PRESBYTERIAN - CUMC CLINICAL		520	20	4%	540
MOOSEHAVEN HEALTH CENTER		478	62	11%	540
ORLANDO VA MEDICAL CENTER		2	537	100%	539
ORLANDO HEALTH CENTER FOR REHABILITATION		524	15	3%	539
AMBULATORY SURGERY CENTER OF BOCA RATON LTD		535	4	1%	539
LIFE CARE CENTER OF PALM BAY□		510	28	5%	538
FLORIDA DEPARTMENT OF HEALTH CLAY COUNTY	2	435	101	19%	538
FLOMEDILAB		301	237	44%	538
MEDSCAN LABORATORY INC	1	316	218	41%	535
TRINITY REGIONAL REHAB CENTER		502	33	6%	535

COVID-19: testing by laboratory

Data through May 31, 2021 verified as of Jun 1, 2021 at 09:25 AM

Data in this report are provisional and subject to change.

The numbers in the table below represent the number of Florida and non-Florida residents for whom test results were received by the Department of Health. A person can be tested by more than one laboratory and can have both positive and negative results. **Therefore, the sum of the numbers in each column will be larger than the total number of people tested.**

Reporting lab	Inconclusive	Negative	Positive	Percent positive	Total
ST CLOUD REGIONAL MEDICAL CENTER CLINICAL LAB		394	140	26%	534
HILLCREST HEALTH CARE & REHABILITATION CENTER	3	516	15	3%	534
AZALEA TRACE PHYSICIAN SERVICES		527	7	1%	534
PALM BEACH PEDIATRICS PA	2	460	71	13%	533
GOOD SAMARITAN CENTER		529	3	1%	532
NEW PLANT CITY FAMILY CARE	1	296	234	44%	531
JACKSON MEMORIAL PERDUE MEDICAL CENTER		502	29	5%	531
LA MER NH LLC		523	8	2%	531
MEMPHIS PATHOLOGY LABORATORY	5	501	24	5%	530
MED FAST URGENT CARE CENTER		260	269	51%	529
SUSANNA WESLEY HEALTH CENTER		492	37	7%	529
TIDEWELL HOSPICE INC	2	519	7	1%	528
MEDICAL CENTER CLINIC-IMMEDIATE CARE	1	423	104	20%	528
BHA TITUSVILLE CLINIC		492	36	7%	528
SOLARIS HEALTHCARE OSCEOLA		503	25	5%	528
ENZO CLINICAL LABS INC	3	499	26	5%	528
SANFORD LABORATORIES		480	48	9%	528
Solaris HealthCare Windermere		494	33	6%	527
PW WINDERMERE SUBTENANT LLC		521	4	1%	525
VITAS HEALTHCARE CORPORATION		520	5	1%	525
CENTRAL FLORIDA HEALTH SERVICES		467	57	11%	524
ASSOCIATESMD MEDICAL GROUP INC		446	77	15%	523
BAPTIST HEALTH URGENT CARE AT PLANTATION		447	74	14%	521
RENAISSANCE AT THE TERRACES		512	9	2%	521
MEDFAST URGENT CARE CENTERS		231	285	55%	516
HOLISTIX TREATMENT CENTERS		505	11	2%	516
FAIRWAY OAKS CENTER LLC	6	502	6	1%	514
FREEDOM SQUARE NURSING CENTER		502	12	2%	514
AMEERAH LABS, LLC	2	420	91	18%	513
SOLARIS HEALTHCARE MERRITT ISLAND		449	62	12%	511
VITAS LUTHERAN TOWERS INPATIENT PROGRAM		444	65	13%	509
FLO-MEDILAB SERVICES LLC		195	313	62%	508
VILLAGE DOCTORS OF KEYSTONE		405	102	20%	507
Darcy Hall Of Life Care		492	14	3%	506
ELLENTON PEDIATRICS		486	20	4%	506
Manatee Springs Rehabilitation and Nursing Center		484	20	4%	504
Cypress Cove Care Center		403	101	20%	504
ASCEND CLINICAL	7	415	82	16%	504
ONESTOP MEDICAL AND URGENT CARE LLC		434	69	14%	503
ADVENTHEALTH EXPRESS CARE AT		417	84	17%	501
Parkview Rehabilitation Center at Winter Park		490	10	2%	500
CLINICAL PATHOLOGY LABS		388	112	22%	500
AYERS HEALTH & REHABILITATION CENTER		493	7	1%	500
Williston Care Center		433	67	13%	500
MARION AND BERNARD L SAMSON NURSING CENTER		494	5	1%	499
PENSACOLA PEDIATRICS, PA		480	19	4%	499
SEASIDE HEALTH AND REHABILITATION CENTER		436	63	13%	499

COVID-19: testing by laboratory

Data through May 31, 2021 verified as of Jun 1, 2021 at 09:25 AM

Data in this report are provisional and subject to change.

The numbers in the table below represent the number of Florida and non-Florida residents for whom test results were received by the Department of Health. A person can be tested by more than one laboratory and can have both positive and negative results. **Therefore, the sum of the numbers in each column will be larger than the total number of people tested.**

Reporting lab	Inconclusive	Negative	Positive	Percent positive	Total
RITECARE MEDICAL CENTER		409	90	18%	499
Colonial Lakes Health Care		453	46	9%	499
RAPID RELIABLE TESTING NY LLC		484	12	2%	496
EPN URGENT CARE		84	412	83%	496
MOBILE MEDICAL ASSOCIATES PL	17	426	52	11%	495
Life Care Center of Ocala		425	70	14%	495
SANTA ROSA CENTER FOR REHABILITATION AND HEALING		420	74	15%	494
ST PETERSBURG PEDIATRICS-SEMINOLE BLVD		420	74	15%	494
Bayside Care Center	1	471	21	4%	493
FAMILY EXPRESS URGENT CARE		5	487	99%	492
FAMILY CARE PARTNERS OF NORTHEAST FLORIDA LLC		413	79	16%	492
Quest Diag Unspecifd	1	326	165	34%	492
PEDIATRIC HEALTH CARE ALLIANCE, PA		447	44	9%	491
HARDEE COUNTY HEALTH DEPARTMENT		397	93	19%	490
FLETCHER HEALTH AND REHABILITATION CENTER		485	3	1%	488
Life Care Center of Punta Gorda	1	470	16	3%	487
HEALTHWORKS MED GROUP OF FLORIDA PA	3	474	9	2%	486
TREASURE COAST COMMUNITY HEALTH	3	404	77	16%	484
BLOUNTSTOWN REHABILITATION CENTER LLC		374	108	22%	482
HARTS HARBOR HEALTH CARE CENTER		457	24	5%	481
AVANTE AT OCALA INC	5	444	32	7%	481
HEALTHY STEPS PEDIATRICS		426	54	11%	480
Q ANSWER LAB	1	414	64	13%	479
NAVAL HOSPITAL - JACKSONVILLE		138	341	71%	479
SIGNATURE HEALTHCARE OF NORTH FLORIDA		472	5	1%	477
ADVENTHEALTH EXPRESS CARE AT WALGREENS 49TH STREET		405	71	15%	476
PEACHTREE IMMEDIATE CARE		398	75	16%	473
SPECIALTY HEALTH AND REHABILITATION CENTER		439	32	7%	471
MANOR CARE OF BOYNTON BEACH LLC		447	24	5%	471
TAMARAC REHABILITATION & HEALTH CENTER		464	6	1%	470
NTD_EUROFINS_AIMS		429	40	9%	469
NATIONS BEST FAMILY HEALTH CARE		281	188	40%	469
CHEEK AND SCOTT DRUGS INC		395	74	16%	469
UNIVERSITY OF TAMPA STUDENT HEALTH AND SHC CLINICAL LABORATORY		299	169	36%	468
BROOKDALE LAKE TAVARES		460	8	2%	468
INDIAN RIVER CTR, LLC		416	52	11%	468
ABBAY DELRAY		461	7	1%	468
WALGREENS 3173		426	40	9%	466
MANORCARE HEALTH SERVICES - VENICE		410	56	12%	466
ST PETERSBURG PEDIATRICS-PARK BLVD		424	42	9%	466
HCSO OCCUPATIONAL HEALTH AND WELLNESS CENTER		375	90	19%	465
BROOKDALE PALMER RANCH	1	407	57	12%	465
ORCHARD PARK HEALTH & REHABILITATION		458	6	1%	464
PALM GARDEN OF WEST PALM BEACH	4	442	16	3%	462
Destin Healthcare and Rehabilitation Center	1	420	40	9%	461
THE PALACE MANAGEMENT - THE PALACE AT CORAL GABLES		458	3	1%	461
STATMED QUICK QUALITY CLINIC AT NORTH PINELLAS		191	270	59%	461

COVID-19: testing by laboratory

Data through May 31, 2021 verified as of Jun 1, 2021 at 09:25 AM

Data in this report are provisional and subject to change.

The numbers in the table below represent the number of Florida and non-Florida residents for whom test results were received by the Department of Health. A person can be tested by more than one laboratory and can have both positive and negative results. **Therefore, the sum of the numbers in each column will be larger than the total number of people tested.**

Reporting lab	Inconclusive	Negative	Positive	Percent positive	Total
MADISON FACILITY INC		449	8	2%	457
PRO HEALTH		208	249	54%	457
BAPTIST PRIMARY CARE INC	1	427	28	6%	456
CLARIDGE HOUSE NURSING CENTER		437	18	4%	455
WATERMARK LAKE POINTE WOODS LLC		436	18	4%	454
GENETIC TECHNOLOGICAL INNOVATIONS, LLC		439	15	3%	454
ROLLINS COLLEGE WELLNESS CENTER		130	323	71%	453
ENCOMPASS HEALTH REHABILITATION OF SEA PINES		450	3	1%	453
ST ANDREWS BAY SKILLED NURSING &		391	61	13%	452
SUN COUNTRY PEDIATRICS PLLC	9	402	41	9%	452
FIRST CHOICE PEDIATRICS INC	2	404	45	10%	451
HEALTH CENTRAL PARK		383	68	15%	451
PEDIATRICS IN BREVARD PA- ROCKLEDGE		399	51	11%	450
FLORIDA HEART & VASCULAR MULTISPECIALTY GROUP PA		347	103	23%	450
PruittHealth Panama City	1	383	66	15%	450
DIAGNOSTIC & CLINICAL CARE SERVICES INC DBA		358	90	20%	448
ORCHARD RIDGE CARE AND REHABILITATION CENTER		429	19	4%	448
EMERITUS AT NAPLES	2	444	2	0%	448
SMA SPECIALTY MEDICAL LAB		120	327	73%	447
DIAMOND RIDGE HEALTH AND REHABILITATION CENTER		424	22	5%	446
LAKE REGIONAL URGENT CARE		183	261	59%	444
BARTON HEALTH ALLIANCE	3	388	53	12%	444
LUIS A GHIGLINO MD PA		429	13	3%	442
ST JOSEPH'S HOSPITAL LABORATORY		2	438	100%	440
ABBOTT DIAGNOSTICS		409	29	7%	438
ADVANCED AMBULATORY SURGERY CENTER		422	14	3%	436
Bardmoor Oaks Healthcare and Rehabilitation Center		422	14	3%	436
APP-UNIPATH, LLC	2	417	16	4%	435
SOLARIS HEALTHCARE LAKE BENNET		397	38	9%	435
MY HEALTHY BLUEPRINT BY BAPTIST HEALTH CARE		364	70	16%	434
HOLISTIC PEDIATRICS GROUP LLC		407	27	6%	434
BAPTIST HEALTH SOUTH FLORIDA - WEST BOCA URGENT CARE		363	69	16%	432
BAY VILLAGE OF SARASOTA INC		427	3	1%	430
AVECINA MEDICAL JULINGTON	1	240	189	44%	430
ARCPOINT LABS OF ST PETERSBURG		339	91	21%	430
FLORIDA DEPT OF HEALTH IN BREVARD COUNTY	3	364	63	15%	430
PALMS REHABILITATION AND HEALTHCARE CENTER		387	40	9%	427
SABAL DIRECT PRIMARY CARE, PA		343	84	20%	427
PALMS OF SEBRING		388	38	9%	426
SUNLAND MARIANNA COX MEDICAL CENTER		383	43	10%	426
The Care Center at Pinellas Park	1	410	14	3%	425
Vi at Lakeside Village Skilled Nursing		410	15	4%	425
HEALTH PARK CARE CENTER		418	7	2%	425
UR MEDICINE LABS- CENTRAL LABORATORY		398	26	6%	424
Bay Breeze Senior Living and Rehabilitation Center		371	53	13%	424
HARDEE MANOR HEALTH CARE CENTER	1	419	4	1%	424
FLORIDA DEPARTMENT OF HEALTH IN LIBERTY COUNTY	3	324	97	23%	424

COVID-19: testing by laboratory

Data through May 31, 2021 verified as of Jun 1, 2021 at 09:25 AM

Data in this report are provisional and subject to change.

The numbers in the table below represent the number of Florida and non-Florida residents for whom test results were received by the Department of Health. A person can be tested by more than one laboratory and can have both positive and negative results. **Therefore, the sum of the numbers in each column will be larger than the total number of people tested.**

Reporting lab	Inconclusive	Negative	Positive	Percent positive	Total
Solaris Healthcare Coconut Creek		412	11	3%	423
BRIDGEWATER PARK HEALTH AND REHAB	4	383	35	8%	422
LEHIGH REGIONAL MEDICAL CENTER LAB	2	372	47	11%	421
LASER & SURGERY CENTER OF THE PALM BEACHES☐		419	2	0%	421
GARCIA CLINICAL LABORATORY		28	392	93%	420
ROSEWOOD HEALTH AND REHABILITATION CENTER		389	30	7%	419
JACKSONVILLE VA UNIVERSITY OPC	4	399	14	3%	417
MINUTECLINIC LLC #3671		372	45	11%	417
KEY LARGO - LARGO CARGO		379	38	9%	417
BOCA BIOLISTICS REFERENCE LABORATORY	4	284	128	31%	416
AVON PARK PEDIATRICS INC	3	363	49	12%	415
LIFE CARE PONTE VEDRA INC		403	12	3%	415
FLORIDA DEPARTMENT OF HEALTH		361	54	13%	415
Timberridge Center for Rehabilitation and Healing		378	35	8%	413
BAYSHORE DIAGNOSTICS		367	46	11%	413
NAPHCARE, INC AT MANATEE COUNTY JAIL		387	26	6%	413
STUART - FAIRGROUNDS		364	49	12%	413
JACKSONVILLE KIDS PEDIATRICS, PLLC		373	38	9%	411
EHEALTHSCREENINGS, LLC		411			411
Coastal Health and Rehabilitation Center		398	13	3%	411
Life Care Center at Inverrary		400	10	2%	410
PALM GARDEN OF PINELLAS		408	1	0%	409
GULF COAST MEDICAL CENTER		403	6	1%	409
TGH		1	408	100%	409
SUNCOAST URGENT CARE		305	103	25%	408
HENDRY REGIONAL MEDICAL CENTER		119	288	71%	407
TIDE LABORATORIES		362	45	11%	407
CITY OF PORT SAINT LUCIE		377	29	7%	406
COMMUNITY HEALTH AND REHABILITATION CENTER		342	63	16%	405
VILLAGE PLACE NH LLC☐		355	50	12%	405
ELMCROFT PINECREST	1	376	27	7%	404
TRI-COUNTY NURSING AND REHABILITATION CENTER INC		389	15	4%	404
VI AT BENTLEY VILLAGE HOME CARE		402	1	0%	403
AFTER HOURS PEDIATRICS INC	1	1	401	100%	403
OCEAN VIEW NURSING AND REHAB CENTER		381	22	5%	403
SEA BREEZE REHAB AND NURSING CENTER☐		394	9	2%	403
AMERICAN ESOTERIC LAB-BIRMINGHAM		396	7	2%	403
CORAL TRACE HEALTH CARE☐	2	391	9	2%	402
ELLENTON PEDIATRICS PA		378	22	6%	400
FAMILY MEDICAL CARE OF PALM BEACH		281	118	30%	399
KISSIMMEE FACILITY OPERATIONS LLC		373	25	6%	398
MEDFAST URGENT CARE CENTER		167	231	58%	398
CAREATC, INC.	11	354	32	8%	397
CENTERSTONE OF FLORIDA☐		360	36	9%	396
MANORCARE AT LELY PALMS		387	8	2%	395
MINI ER AND URGENT CARE		289	105	27%	394
EXCEL PEDIATRICS		336	58	15%	394

COVID-19: testing by laboratory

Data through May 31, 2021 verified as of Jun 1, 2021 at 09:25 AM

Data in this report are provisional and subject to change.

The numbers in the table below represent the number of Florida and non-Florida residents for whom test results were received by the Department of Health. A person can be tested by more than one laboratory and can have both positive and negative results. **Therefore, the sum of the numbers in each column will be larger than the total number of people tested.**

Reporting lab	Inconclusive	Negative	Positive	Percent positive	Total
WILLISTON PEDIATRICS PA	1	349	44	11%	394
AVANTE AT MT DORA	1	384	8	2%	393
ST CATHERINE'S WEST REHABILITATION HOSPITAL		378	14	4%	392
Stacey Health Care Centers Inc. dba Riverside Care Center		362	30	8%	392
Palmetto Subacute Care Center		373	19	5%	392
VILLAGE DOCTORS FAMILY MEDICAL CENTER OF		322	68	17%	390
ELMHURST HOSPITAL CENTER	1	357	32	8%	390
BARBER		13	376	97%	389
LIFE BRITE	4	366	19	5%	389
SERENADES IN THE VILLAGES		336	53	14%	389
Surrey Place Healthcare and Rehabilitation		386	2	1%	388
HAINES CITY REHABILITATION AND NURSING CENTER		364	24	6%	388
BEAR CREEK NURSING CENTER		383	5	1%	388
VETERANS AFFAIRS MEDICAL CENTER - LAKE CITY		52	336	87%	388
BAYFRONT MEDICAL		335	52	13%	387
WALGREENS #04809	1	352	34	9%	387
FL HUD DESTIN, LLC D/B/A GRAND BOULEVARD HEALTH		347	39	10%	386
Solaris HealthCare Imperial		378	8	2%	386
HARBOURWOOD	1	375	9	2%	385
BROOKDALE PADDOCK HILLS	2	380	2	1%	384
FAMILY CARE PARTNERS OF NE FLORIDA LLC		306	77	20%	383
QUICK CARE MED LLC	1	313	69	18%	383
HAVEN OF OUR LADY OF PEACE INC		375	8	2%	383
ARCPPOINT LABS OF SARASOTA MANATEE		296	87	23%	383
TRENTON MEDICAL CENTER INC DBA PALMS MEDICAL GROUP	4	284	94	25%	382
MANOR CARE OF NAPLES FL LLC		375	6	2%	381
FAIR HAVENS CENTER, OPCO		371	8	2%	379
CRYSTAL RIVER HEALTH & REHAB		374	4	1%	378
HOLIDAY CVS LLC DBA CVS/PHARMACY #0440		360	18	5%	378
COLOR GENOMICS, INC.	4	368	6	2%	378
solaris Healthcare Parkway	2	356	20	5%	378
FLORIDA KEYS PEDIATRICS & ADOLESCENT CENTER		359	19	5%	378
REHABILITATION CENTER OF LAKE CITY, THE		348	30	8%	378
ACCESS MEDICAL CENTER	1	344	33	9%	378
24/7 PEDIATRIC CARE CENTERS INC		356	21	6%	377
TAVARES PEDIATRICS		316	61	16%	377
Flagler Health and Rehabilitation		364	13	3%	377
HOLLEY NAVARRE MEDICAL CLINIC		293	84	22%	377
SPRINGTREE REHAB & HEALTH CARE CENTER		352	24	6%	376
BAYA POINTE NURSING AND REHABILITATION		293	83	22%	376
BAYA PHARMACY WEST		8	368	98%	376
LAKE EUSTIS HEALTH AND REHABILITATION CENTER		367	8	2%	375
Marshall Health and Rehabilitation Center		325	50	13%	375
ESTERO ISLAND MEDICAL CENTER		298	77	21%	375
EPWORTH VILLAGE RETIREMENT COMMUNITY		368	6	2%	374
RIVERS FAMILY MEDICINE PA		285	88	24%	373
HOSPICE OF LAKE & SUMTER INC	1	361	11	3%	373

COVID-19: testing by laboratory

Data through May 31, 2021 verified as of Jun 1, 2021 at 09:25 AM

Data in this report are provisional and subject to change.

The numbers in the table below represent the number of Florida and non-Florida residents for whom test results were received by the Department of Health. A person can be tested by more than one laboratory and can have both positive and negative results. **Therefore, the sum of the numbers in each column will be larger than the total number of people tested.**

Reporting lab	Inconclusive	Negative	Positive	Percent positive	Total
URGENT CARE BETHESDA	1	318	52	14%	371
MACDILL AIR FORCE BASE		330	41	11%	371
AVENTURA REHAB AND NURSING CENTER		353	18	5%	371
EDGEWATER AT WATERMAN VILLAGE,THE		352	18	5%	370
JACKSON PLAZA NURSING & REHAB CENTER	6	354	10	3%	370
INFORM DIAGNOSTICS		361	9	2%	370
ADVENT HEALTH - TAMPA		148	221	60%	369
Concordia Village of Tampa AL		361	5	1%	366
FRICKS PHARMACY		296	68	19%	364
COLLIER PHARMACY		302	61	17%	363
SOUTHWEST ORLANDO FAMILY MEDICINE, PL		303	60	17%	363
EAST RIDGE RETIREMENT VILLAGE		359	3	1%	362
CYPRESS COVE		354	8	2%	362
POMPANO REHABILITATION AND NURSING CTR		356	5	1%	361
NADAL PEDIATRICS		303	57	16%	360
The Grove Health and Rehabilitation		335	24	7%	359
AMERICAN RESEARCH LABS		306	52	15%	358
DEPARTMENT OF HEALTH BUREAU OF FAMILY		342	15	4%	357
ARGO SENIOR LIVING AT HAVERHILL		336	21	6%	357
AVANTE AT LEESBURG INC		352	5	1%	357
TIERRA PINES CENTER		343	13	4%	356
BOCA RATON REHABILITATION CENTER	4	347	5	1%	356
KEY WEST HEALTH AND REHAB	1	347	8	2%	356
ROSEN MEDICAL CENTER		306	49	14%	355
Avante at St Cloud, Inc.		344	11	3%	355
life Care Center of Melbourne		331	24	7%	355
VILLAGE AT VIENNA SQUARE,THE	6	329	18	5%	353
HCTB INC		295	58	16%	353
RULEME CENTER	2	318	32	9%	352
APOLLO HEALTH & REHABILITATION		345	7	2%	352
FOUNTAIN INN NURSING & REHABILITATION CTR, INC		346	6	2%	352
MY CLINICAL LAB		223	129	37%	352
JUPITER MEDICAL CENTER URGENT CARE - STUART		270	82	23%	352
FORT PIERCE HEALTH CARE		345	7	2%	352
The Ponce Therapy Care Center		347	4	1%	351
Chatham Glen Healthcare and Rehabilitation Center	1	340	10	3%	351
CORAL BAY HEALTHCARE AND REHABILITATION	1	338	12	3%	351
STAR CARE		292	58	17%	350
SELECT REFERENCE LABORATORIES, LLC	1	337	12	3%	350
ST LUCIE EMPLOYEE HEALTH & WELLNESS CENTER		335	14	4%	349
SPRINGS AT LAKE POINTE WOODS		346	2	1%	348
REGENTS PARK OF BOCA RATON		342	5	1%	347
220 GOLDEN, LLC	1	329	16	5%	346
HEALTH DESIGNS		332	14	4%	346
LabCorp (Non-Interfaced)	2	133	210	61%	345
USAFSAM/PHE		175	170	49%	345
SIGNATURE HEALTHCARE AT THE COURTYARD		298	47	14%	345

COVID-19: testing by laboratory

Data through May 31, 2021 verified as of Jun 1, 2021 at 09:25 AM

Data in this report are provisional and subject to change.

The numbers in the table below represent the number of Florida and non-Florida residents for whom test results were received by the Department of Health. A person can be tested by more than one laboratory and can have both positive and negative results. **Therefore, the sum of the numbers in each column will be larger than the total number of people tested.**

Reporting lab	Inconclusive	Negative	Positive	Percent positive	Total
SUNRISE DIAGNOSTIC LABORATORY		292	53	15%	345
HOSPICE OF ST FRANCIS INC		337	7	2%	344
LEESBURG PEDIATRICS		305	39	11%	344
FLORIDA HEALTH CARE PLANS			344	100%	344
MIAMI CEREBRAL PALSY RESIDENTIAL		342	1	0%	343
ST JUDE CHILDREN'S RESEARCH HOSPITAL		328	15	4%	343
CORAL REEF NURSING & REHABILITATION CENTER		334	8	2%	342
ADVENT HEALTH CENTRA CARE - PALM COAST		80	262	77%	342
CROSS POINTE CARE CENTER	2	334	6	2%	342
ALLIANCE PEDIATRICS PA		334	8	2%	342
Avante at Inverness		339	3	1%	342
ACCURATE DIAGNOSTIC LABS, INC	1	323	18	5%	342
ST VINCENT'S AMBULATORY CARE INC DBA	2	298	42	12%	342
MIDWAY PRIMARY CARE, LLC	11	217	113	33%	341
VITAS HEALTHCARE CORPORATION OF FL		325	16	5%	341
DELTONA HEALTH CARE		307	33	10%	340
TRUE NORTH HEALTH NAVIGATION LLC DBA DISPATCHHEALTH	1	287	52	15%	340
CRONOS CLINICAL LABORATORY	22	227	91	27%	340
ALTAMONTE PEDIATRIC ASSOCIATES		262	77	23%	339
GOOD SAMARITAN SOCIETY-DAYTONA		318	21	6%	339
LAKESIDE NEUROLOGIC		325	14	4%	339
WHITE WILSON MEDICAL IMMEDIATE CARE NICEVILLE		111	228	67%	339
MEDICAL CENTER AT OCEAN REEF,THE		321	17	5%	338
PROFESSIONAL URGENT CARE SERVICES		284	54	16%	338
PHYSICIANS REGIONAL WALK-IN		198	140	41%	338
MACCLENNY NURSING AND REHAB		320	18	5%	338
AMERICAN FINNISH NURSING HOME	2	326	8	2%	336
BENTLEY VILLAGE II		326	10	3%	336
DAYTONA BEACH HEALTH AND REHAB CENTER		333	2	1%	335
KENNEDY PAIN CLINIC GROUP LLC		301	34	10%	335
ARDEN COURTS OF TAMPA	2	327	6	2%	335
TALLAHASSEE NHHI LLC	1	307	27	8%	335
NORTH PINELLAS STATMED QUICK QUALITY CLINICS		236	97	29%	333
Life Care Center at Wells Crossing		309	24	7%	333
RIVERWOOD HEALTH NH LLC		291	40	12%	331
LODGE HEALTH AND REHABILITATION CENTER, THE		298	33	10%	331
Life Care Center of Sarasota		316	14	4%	330
PONTE VEDRA GARDENS		329	1	0%	330
HIGHLANDS URGENT CARE		1	329	100%	330
AVELLINO LAB USA, INC	1	315	14	4%	330
ST JAMES HEALTH AND REHABILITATION CENTER		242	87	26%	329
WESTCHESTER GARDENS LIMITED PARTNERSHIP		319	9	3%	328
LUTHERAN HAVEN		319	9	3%	328
Sunset Point Center		321	6	2%	327
BENTLEY CARE CENTER		324	2	1%	326
IMA MEDICAL GROUP	1	243	82	25%	326
SILVER CREEK SENIOR LIVING COMMUNITY		321	5	2%	326

COVID-19: testing by laboratory

Data through May 31, 2021 verified as of Jun 1, 2021 at 09:25 AM

Data in this report are provisional and subject to change.

The numbers in the table below represent the number of Florida and non-Florida residents for whom test results were received by the Department of Health. A person can be tested by more than one laboratory and can have both positive and negative results. **Therefore, the sum of the numbers in each column will be larger than the total number of people tested.**

Reporting lab	Inconclusive	Negative	Positive	Percent positive	Total
HEATHER HILL HEALTHCARE CENTER		279	47	14%	326
D PEDIATRICS		293	32	10%	325
PIONEER CLINICAL LAB, LLC		212	113	35%	325
BIOCEPT		302	22	7%	324
HUNT CLUB PEDIATRIC ASSOCIATES, P.A.		275	48	15%	323
USA HEALTH UNIVERSITY HOSPITAL CLINICAL LABORATORY	1	312	10	3%	323
HOMESTEAD MANOR	2	280	41	13%	323
Lakeside Oaks Care Center		317	6	2%	323
OSPREY LODGE		262	61	19%	323
JACKSONVILLE UNIVERSITY	1	303	19	6%	323
CONEY ISLAND HOSPITAL	1	310	11	3%	322
BARBARA O'REILLY MD PA		315	7	2%	322
Avante at Orlando	1	314	6	2%	321
CONSULATE HEALTH CARE OF SAFETY HARBOR		314	7	2%	321
SILVERCREST HEALTH AND REHABILITATION CENTER	3	309	8	3%	320
West Melbourne Health and Rehabilitation Center		319	1	0%	320
ST MARK VILLAGE	1	314	5	2%	320
MILLENNIUM PHYSICIAN GROUP LLC		279	40	13%	319
PruittHealth Santa Rosa		225	94	29%	319
MEDICATION ROOMS-CSU/CI NURSE STATION	1	304	13	4%	318
MEDEXPRESS LUTZ		4	313	99%	317
BAY COUNTY SHERIFFS OFFICE JAIL FACILITY		262	53	17%	315
CAREATC CITY OF TAMPA	30	242	42	13%	314
RITE MEDICAL CARE PC		311	3	1%	314
JUPITER MEDICAL CENTER URGENT CENTER		265	49	16%	314
BAYA URGENT CARE LLC		273	41	13%	314
PERSONALIZED GENETIC TESTING	3	210	100	32%	313
GENESIS MEDICAL LABORATORY MIAMI FL.		83	230	73%	313
HUNT CLUB PEDIATRIC ASSOCIATES PA		228	84	27%	312
DE LUNA HEALTH AND REHABILITATION CENTER		289	23	7%	312
BRANDON COMMUNITY HEALTH CENTER		279	33	11%	312
Chatsworth at PGA National, LLC		298	14	4%	312
ADVENT HEALTH - PALM HARBOR ER		256	53	17%	309
renaissance health and rehabilitation center		280	27	9%	307
A PLUS PEDIATRICS		271	36	12%	307
NSPIRE HEALTHCARE TAMARAC		263	44	14%	307
SARAPATH DIAGNOSTICS		175	131	43%	306
FARAH MEDICAL		289	17	6%	306
CLERMONT URGENT CARE		27	279	91%	306
SANDY PINES	2	260	44	14%	306
WALGREENS 10670		266	40	13%	306
LAKELAND REGIONAL HEALTH SYSTEMS INC		39	266	87%	305
FLORIDA DEPARTMENT OF HEALTH IN TAYLOR COUNTY	1	255	49	16%	305
FLORIDA ATLANTIC UNIVERSITY STUDENT HEALTH		253	52	17%	305
LAKE PARK OF MADISON		293	11	4%	304
HEARTLAND PEDIATRICS OF LAKE PLACID PA	1	267	36	12%	304
CLARE BRIDGE ORMOND BEACH	1	303			304

COVID-19: testing by laboratory

Data through May 31, 2021 verified as of Jun 1, 2021 at 09:25 AM

Data in this report are provisional and subject to change.

The numbers in the table below represent the number of Florida and non-Florida residents for whom test results were received by the Department of Health. A person can be tested by more than one laboratory and can have both positive and negative results. **Therefore, the sum of the numbers in each column will be larger than the total number of people tested.**

Reporting lab	Inconclusive	Negative	Positive	Percent positive	Total
AVANTE AT ORMOND BEACH INC		293	9	3%	302
PAVILION FOR HEALTHCARE, THE		299	3	1%	302
GATTOLINE ENTERPRISES, INC. DBA FAMILY CARE PHARMACY		250	52	17%	302
ARBOR FACILITY INC		298	4	1%	302
SHC College Park		298	3	1%	301
DISCOVERY VILLAGE AT NAPLES		284	17	6%	301
GEORGE SAFRAN MD PC		284	15	5%	299
THE RESIDENCE AT TIMBER PINES	4	269	26	9%	299
BOND CLINIC, PA		224	75	25%	299
BUENA VISTA URGENT CARE		264	34	11%	298
CHIPOLA MEDICAL ASSOCIATES, LLC		218	79	27%	297
WESTWOOD HEALTHCARE SNF		251	46	15%	297
AMELIA MEDICAL CARE		137	159	54%	296
Solaris Senior Living North Naples ALF		287	9	3%	296
CARENOW LAKE MARY		67	229	77%	296
BROOKDALE DESTIN		284	12	4%	296
ESCAMBIA COUNTY JAIL DETENTION DIVISION		289	7	2%	296
PROTEUS MOLECULAR AND CLINICAL LAB	1	182	112	38%	295
TREASURE COAST URGENT & FAMILY CARE		229	66	22%	295
LONGWOOD FAMILY PRACTICE		226	69	23%	295
ADVANCED MEDICAL GROUP		2	293	99%	295
CHIPOLA HEALTH AND REHAB		277	18	6%	295
VIERA DEL MAR HEALTH AND REHABILITATION CENTER		280	13	4%	293
NORTHWEST MEDICAL CENTER CLINICAL LABORATORY		175	118	40%	293
SIGNATURE HEALTHCARE OF ORANGE PARK		288	4	1%	292
PALMS FACILITY INC		273	18	6%	291
BIOIQ		243	48	16%	291
DOCTORS MEMORIAL HOSPITAL		158	133	46%	291
Rehabilitation Center for Park Place LLC		279	11	4%	290
DAVID SCOTT MADWAR MD PA□		261	29	10%	290
VETERANS AFFAIRS MEDICAL CENTER - MIAMI		2	288	99%	290
AMERICAN HEALTH ASSOCIATES INC	1	270	19	7%	290
PALM GARDEN OF GAINESVILLE	2	285	2	1%	289
ADVENTHEALTH EXPRESS CARE AT WESLEY CH		255	34	12%	289
STERLING HOUSE OF DELAND		288	1	0%	289
MAGNOLIA DIAGNOSTICS, LLC	4	256	29	10%	289
AUBURN UNIVERSITY MEDICAL CLINIC		227	62	21%	289
Sunnyside Nursing Home		286	3	1%	289
Terrace Health and Rehab		284	4	1%	288
W FRANK WELLS NURSING HOME		259	29	10%	288
BROWARD NURSING & REHABILITATION CTR	8	262	17	6%	287
Signature healthcare of Jacksonville		282	5	2%	287
SACRED HEART HEALTH SYSTEM INC		234	51	18%	285
Avante at Lake Worth, Inc.	1	277	7	2%	285
LAKE VIEW CARE CENTER AT DELRAY		279	6	2%	285
PURE PHARMACY		277	8	3%	285
FLOW HEALTH LABORATORIES LLC		278	6	2%	284

COVID-19: testing by laboratory

Data through May 31, 2021 verified as of Jun 1, 2021 at 09:25 AM

Data in this report are provisional and subject to change.

The numbers in the table below represent the number of Florida and non-Florida residents for whom test results were received by the Department of Health. A person can be tested by more than one laboratory and can have both positive and negative results. **Therefore, the sum of the numbers in each column will be larger than the total number of people tested.**

Reporting lab	Inconclusive	Negative	Positive	Percent positive	Total
BRENTWOOD RETIREMENT COMMUNITY	5	244	34	12%	283
LAKEVIEW INTERNAL MEDICINE		211	72	25%	283
AURORA DIAGNOSTICS BERNHARDT LABORATORIES PATHOLOGY SERVICE		190	93	33%	283
WASHINGTON REHAB AND NURSING		273	10	4%	283
MARTIN ACQUISITION 1 LLC DBA		269	14	5%	283
ISLAND HEALTH AND REHABILITATION CENTER		273	8	3%	281
Jacaranda Manor		279	2	1%	281
RIVERSIDE RECOVERY OF TAMPA		279	2	1%	281
BVM THE BRIDGES LLC		278	2	1%	280
DOS OF NORTH SHORES NURSING & REHAB CENTER		280			280
OCEAN BIOSCIENCES LLC		277	2	1%	279
Crossbreeze care center	1	275	2	1%	278
PRUITT HEALTH-SANTA ROSA		275	2	1%	277
FORT MYERS REHABILITATION AND NURSING CENTER		251	26	9%	277
SURREY PLACE CARE CENTER		270	7	3%	277
Rehabilitation Center of the Palm Beaches		275	2	1%	277
VILLAGES REGIONAL HOSPITAL SURGERY CENTER LLC, THE		218	58	21%	276
NASSAU COUNTY JAIL		231	45	16%	276
ARDEN COURTS OF FORT MYERS		269	7	3%	276
FEDERATION CCRC OPERATIONS CORP		273	3	1%	276
Cross Gardens Care Center		274	1	0%	275
EVENT MED SERVICES LABORATORY		270	5	2%	275
KINDRED HOSPITAL THE PALM BEACHES		269	6	2%	275
FLORIDA MEDICAL CLINIC LLC		185	89	32%	274
Glades West Rehabilitation and Nursing Center		266	8	3%	274
ABSOLUTE HEALTH INTERNAL MEDICINE AND PEDIATRICS		245	29	11%	274
FIRST CHOICE PRIMARY CARE		217	56	21%	273
LAKESIDE HEALTH CENTER		270	2	1%	272
ATLANTIC URGENT CARE		186	85	31%	271
SEAVIEW NURSING AND REHABILITATION CENTER		261	10	4%	271
CCS - JOSEPH V CONTE		268	2	1%	270
ADVENT HEALTH CARE CENTER	9	246	15	6%	270
ADVENT HEALTH - FOUR CORNERS ER		221	49	18%	270
PBC FIREFIGHTER BENEFIT FUND WELLNESS CENTER		225	45	17%	270
Premier Place at The Glenview		261	9	3%	270
LEHIGH VALLEY GENOMICS		45	225	83%	270
NORTH FLORIDA PEDIATRICS - MARIANNA		229	40	15%	269
VETERANS AFFAIRS ORLANDO VA MEDICAL CENTER			268	100%	268
MIAMI JEWISH HEALTH SYSTEMS, INC	4	254	10	4%	268
ADVENT HEALTH CENTRA CARE - ORMOND BEACH		113	155	58%	268
BARTRAM CROSSING		267			267
VILLA MARIA WEST SKILLED NURSING FACILITY		258	8	3%	266
LCS SANDHILL COVE LLC DBA	6	250	10	4%	266
ST JOHNS COUNTY DETENTION CENTER		266			266
WOMEN'S CARE FLORIDA LABORATORY	1	260	5	2%	266
EDGEWOOD NURSING CENTER		255	10	4%	265
SERANADES BY SONATA WEST ORANGE		236	29	11%	265

COVID-19: testing by laboratory

Data through May 31, 2021 verified as of Jun 1, 2021 at 09:25 AM

Data in this report are provisional and subject to change.

The numbers in the table below represent the number of Florida and non-Florida residents for whom test results were received by the Department of Health. A person can be tested by more than one laboratory and can have both positive and negative results. **Therefore, the sum of the numbers in each column will be larger than the total number of people tested.**

Reporting lab	Inconclusive	Negative	Positive	Percent positive	Total
PADDOCK RIDGE		262	3	1%	265
THE PLAYERS CHAMPIONSHIP		265			265
PATHWAY PHARMACY		219	45	17%	264
MCW MENTAL HEALTH LLC		260	4	2%	264
ADVENT HEALTH - ORLANDO		196	66	25%	262
OAKBROOK HEALTH AND REHABILITATION CENTER	1	247	14	5%	262
FELLOWSHIP HOME AT THE FAIRWAY LLC		255	7	3%	262
PINELLAS CARE CENTER		224	38	15%	262
TERRACES OF LAKE WORTH CARE CENTER		249	12	5%	261
CLIFFORD CHESTER SIMS VA NURSING HOME		251	9	3%	260
UNIVERSITY COMMUNITY HOSPITAL		223	37	14%	260
BRADEN RIVER REHABILITATION CENTER LLC		258	2	1%	260
CONSULATE HEALTHCARE OF KISSIMMEE		247	12	5%	259
FLORIDA DEPARTMENT OF HEALTH IN WALTON COUNTY		232	27	10%	259
AZALEA TRACE		245	13	5%	258
FLORIDA WOMAN CARE LABORATORY LLC		232	26	10%	258
ESCAMBIA COUNTY JAIL	2	186	70	27%	258
HOMESTEAD VILLAGE		247	11	4%	258
SACRED HEART MEDICAL GROUP URGENT CARE		218	40	16%	258
MARTIN MEMORIAL MEDICAL CENTER LAB		128	130	50%	258
SAMIR EBEID MD		232	26	10%	258
KR at Hillsborough Lakes/Lutz Healthcare		248	10	4%	258
FLORIDA CLINICAL LABORATORY-BIOREFERENCE LABORATORIES		105	152	59%	257
BAYVIEW CENTER		251	6	2%	257
ST PETERSBURG PEDIATRICS-EAST BAY	1	217	38	15%	256
SUNLIFE PHARMACY		225	31	12%	256
WALGREENS #06012		219	35	14%	254
SHELL POINT VILLAGE MEDICAL CENTER		246	8	3%	254
ST ANTHONYS REHABILITATION HOSPITAL	9	242	2	1%	253
Signature Healthcare of Ormond		250	3	1%	253
WHITE WILSON MEDICAL CENTER IMMEDIATE CARE		142	110	44%	252
LAKE WALES OPERATING GROUP LLC		247	5	2%	252
SEMINOLE TRIBE OF FLORIDA		210	41	16%	251
FLORIDA HEALTH CARE PLANS INC		2	249	99%	251
BUREAU OF CLINICAL LABORATORIES		209	42	17%	251
Consulate Health Care of St. Petersburg		244	7	3%	251
Royal Oaks Nursing and Rehab		249	1	0%	250
UCC - WELLINGTON		3	246	99%	249
LONGWOOD HEALTH AND REHABILITATION CENTER		236	12	5%	248
REGENCY PARK		229	19	8%	248
CARRINGTON PLACE OF ST PETE LLC		242	6	2%	248
Orchid Cove at Sarasota		246	1	0%	247
SOLARIS SENIOR LIVING VERO BEACH		238	9	4%	247
Heritage Healthcare at Tallahassee		239	7	3%	246
AVECINA MOBILE		121	125	51%	246
FIRSTCARE CLINIC		127	119	48%	246
Sunrise Health and Rehabilitation Center		237	9	4%	246

COVID-19: testing by laboratory

Data through May 31, 2021 verified as of Jun 1, 2021 at 09:25 AM

Data in this report are provisional and subject to change.

The numbers in the table below represent the number of Florida and non-Florida residents for whom test results were received by the Department of Health. A person can be tested by more than one laboratory and can have both positive and negative results. **Therefore, the sum of the numbers in each column will be larger than the total number of people tested.**

Reporting lab	Inconclusive	Negative	Positive	Percent positive	Total
ST AUGUSTINE HEALTH & REHAB CENTER		244	1	0%	245
ROSEWOOD HEALTHCARE & REHABILITATION CENTER		239	6	2%	245
Kindred Hospital South Florida Hollywood SNU		237	8	3%	245
TGH URGENT CARE POWERED BY FAST TRACK			245	100%	245
MINUTECLINIC DIAGNOSTIC OF TEXAS, LLC		225	19	8%	244
REGENTS PARK AT AVENTURA		229	15	6%	244
MALABAR/ADVENT CENTRA CARE		48	196	80%	244
NORTH FLORIDA PEDIATRICS PA - DUVAL		214	29	12%	243
GUEST HOUSE OCALA, THE		232	11	5%	243
HOSPITAL FOR SPECIAL SURGERY		240	3	1%	243
HEARTLAND SOUTH JACKSONVILLE OF JACKSONVILLE FL ,		243			243
ARCHER HEALTH VENTURES, LLC		217	25	10%	242
HEALTHPOINT MED GRP OF THE EMERALD COAST LLC		199	43	18%	242
Lake Port Square Health Center		223	19	8%	242
MINUTECLINIC DIAGNOSTIC		229	12	5%	241
GOOD SAMARITAN CARES		236	5	2%	241
ARDEN COURTS OF SEMINOLE		200	41	17%	241
MEASE COUNTRYSIDE HOSPITAL		2	239	99%	241
HIGHLANDS LAKE CENTER		236	5	2%	241
AMERICAN HOUSE SENIOR LIVING		189	51	21%	240
FLORIDA HEALTH CARE PLAN INC		2	238	99%	240
STERLING HOUSE OF WINTER HAVEN		237	3	1%	240
SOUTHLAND SUITES OF ORMOND BEACH	4	236			240
CLARE BRIDGE OF SARASOTA		238	2	1%	240
Fouraker Hills Rehab and Nursing		231	9	4%	240
PALM GARDEN OF AVENTURA		236	4	2%	240
ORANGE COUNTY HEALTH DEPT		228	11	5%	239
MATHISON RETIREMENT COMMUNITY, INC	1	227	11	5%	239
JUNO DERMATOLOGY LLC		220	18	8%	238
DOCTORS MEMORIAL FAMILY MEDICINE	2	168	68	29%	238
GABISA MEDICAL LLC		236	1	0%	237
BAY VUE NURSING AND REHABILITATION CENTER		226	11	5%	237
CHILDREN MED CARE INC		204	33	14%	237
KENILWORTH CARE & REHABILITATION CENTER		215	21	9%	236
LIFE CARE CENTER OF PORT ST. LUCIE		223	13	6%	236
WEST		215	21	9%	236
YOUR FAMILY WALK-IN CLINIC		19	217	92%	236
OAK HAMMOCK AT THE UNIVERSITY OF FLORIDA		229	6	3%	235
FORT WALTON REHABILITATION CENTER		196	39	17%	235
VILLAGE PEDIATRICS LLC		203	32	14%	235
DOLPHIN POINTE HEALTH CARE LLC		212	23	10%	235
BAY TREE CARE AND REHABILITATION CENTER		197	38	16%	235
KINDRED HOSPITAL MELBOURNE	1	227	7	3%	235
KINGS BAY PEDIATRICS LLC		227	8	3%	235
MANDARIN PEDIATRICS		210	24	10%	234
BORLAND GROOVER CLINIC	1	193	39	17%	233
BENDERSON FAMILY SKILLED NURSING AND□		215	18	8%	233

COVID-19: testing by laboratory

Data through May 31, 2021 verified as of Jun 1, 2021 at 09:25 AM

Data in this report are provisional and subject to change.

The numbers in the table below represent the number of Florida and non-Florida residents for whom test results were received by the Department of Health. A person can be tested by more than one laboratory and can have both positive and negative results. **Therefore, the sum of the numbers in each column will be larger than the total number of people tested.**

Reporting lab	Inconclusive	Negative	Positive	Percent positive	Total
HERITAGE HEALTHCARE AND REHABILITATION CENTER		227	5	2%	232
ADVENT HEALTH - LAKE NONA		197	35	15%	232
Lakewood Nursing Center		198	34	15%	232
JACKSON COUNTY HEALTH DEPARTMENT		173	59	25%	232
Hampton Court Nursing and Rehabilitation Center		230	2	1%	232
MEDICAL CONSULTANTS OF FLORIDA LLC	1	196	35	15%	232
LIFE CARE CENTER OF JACKSONVILLE☐		211	21	9%	232
ManorCare Health Services-Palm Harbor	1	229	1	0%	231
ALLSOUTH URGENT CARE		52	178	77%	230
Arbor Springs Health and Rehab		230			230
LYNN HAVEN SPORTS COMPLEX-WALKON CLINIC		21	209	91%	230
NADAL PEDIATRICS - VICTORIA STREET (3385)		197	33	14%	230
UNIVERSITY OF MIAMI		84	146	63%	230
CORAL GABLES NURSING & REHABILITATION CENTER		219	11	5%	230
COLONY CLUB ALF,THE	1	213	15	7%	229
JACKSONVILLE NURSING AND REHAB CENTER		221	8	3%	229
ARDEN COURTS OF DELRAY BEACH FL LLC	3	215	11	5%	229
MIAMI VA HEALTHCARE SYSTEM			228	100%	228
BONITA PHARMACY		206	22	10%	228
Avante at Melbourne		223	5	2%	228
ASCENSION MEDICAL GROUP		5	223	98%	228
WIREGRASS DIRECT PRIMARY CARE PLLC☐		190	37	16%	227
SOUTH GEORGIA MEDICAL CENTER		151	75	33%	226
PARK MEADOWS HEALTH AND REHABILITATION CENTER		225	1	0%	226
The Waterford		223	3	1%	226
PARKS HEALTHCARE & REHABILITATION CTR	4	211	11	5%	226
WORKPLACE SCREENING INTELLIGENCE			226	100%	226
CONSULATE HEALTH CARE OF MELBOURNE		220	5	2%	225
EDWARD J HEALEY REHAB & NURSING CENTER		225			225
AVANTE AT ORLANDO INC		224	1	0%	225
NSPIRE HEALTHCARE LAUDERHILL		219	6	3%	225
DISCOVERY VILLAGE AT MELBOURNE		197	27	12%	224
FLAGLER COUNTY DETENTION CENTER		211	13	6%	224
INN AT ASTON GARDENS, THE		216	8	4%	224
MACTOWN, INC		222	2	1%	224
CCS - PAUL REIN DETENTION FACILITY		157	66	30%	223
Lehigh Acres Health and Rehabilitation		211	12	5%	223
ADVENT HEALTH CENTRA CARE - APOPKA NORTH		192	31	14%	223
PALMS MEDICAL GROUP HIGH SPRINGS		183	39	18%	222
PINNACLES PEDS CARE PA		222			222
SOUTH BALDWIN REGIONAL MEDICAL CENTER		207	15	7%	222
PEDIATRIC SPECIALISTS MEDICAL GROUP☐	1	193	28	13%	222
TUSCAN GARDENS OF PALM COAST		216	6	3%	222
TGH URGENT CARE - FAST TRACK			221	100%	221
COASTAL DETOX		215	5	2%	220
CONCORD LIFE SCIENCES LLC	2	201	17	8%	220
BARKLEY PLACE	1	213	6	3%	220

COVID-19: testing by laboratory

Data through May 31, 2021 verified as of Jun 1, 2021 at 09:25 AM

Data in this report are provisional and subject to change.

The numbers in the table below represent the number of Florida and non-Florida residents for whom test results were received by the Department of Health. A person can be tested by more than one laboratory and can have both positive and negative results. **Therefore, the sum of the numbers in each column will be larger than the total number of people tested.**

Reporting lab	Inconclusive	Negative	Positive	Percent positive	Total
SUPERIOR RESIDENCES OF PANAMA CITY BEACH		213	7	3%	220
EVERGREEN WOODS HEALTH & REHAB CENTER		219	1	0%	220
Boynton Beach Rehabilitation Center	2	213	5	2%	220
ADVENT HEALTH CENTRA CARE - DAYTONA BEACH		94	125	57%	219
ANGELS DIAGNOSTIC GROUP		174	45	21%	219
WOOD LAKE HEALTH AND REHABILITATION CENTER		219			219
CARE RESOURCE COMMUNITY HEALTH CENTERS INC		206	13	6%	219
WINDSOR WOODS REHAB & HEALTHCARE CTR		210	9	4%	219
LABCORP BURLINGTON	1	158	59	27%	218
LAKE PORT SQUARE		201	17	8%	218
ST. CLOUD REGIONAL MEDICAL CENTER		199	18	8%	217
THE MANOR AT CARPENTERS		185	32	15%	217
MERCY MEDICAL URGENT CARE CENTER INC		156	60	28%	216
BROOKDALE ATRIM WAY		210	6	3%	216
CVS		55	161	75%	216
HEALTH FIRST - HOLMES REGIONAL MEDICAL CENTER		32	183	85%	215
Taylor Care Center		210	5	2%	215
WINKLER COURT		213	2	1%	215
GATEWAY/ADVENT CENTRA CARE	1	24	190	88%	215
ALL SEASONS NAPLES LLC		205	9	4%	214
PATRIOT MEDICAL LABORATORIES		206	8	4%	214
BLOCK, NATION, CHASE, AND SMOLEN FAMILY MEDICINE		157	57	27%	214
POCONO MEDICAL CENTER		212	1	0%	213
Consulate Healthcare of West Palm Beach		197	16	8%	213
CONSULATE HEALTH CARE OF WINTER HAVEN		209	4	2%	213
NORTH BEACH REHABILITATION CENTER		211	2	1%	213
San Jose Health & Rehabilitation		207	6	3%	213
CARE CENTERS OF NASSAU		208	5	2%	213
FAWCETT MEMORIAL HOSPITAL LABORATORY			212	100%	212
FULGENT GENETICS	3	166	43	20%	212
GARDENS HEALTH NH LLC		205	7	3%	212
Bayside Health and Rehabilitation		181	31	15%	212
GEORGIA DEPARTMENT OF PUBLIC HEALTH	1	5	206	97%	212
NO FLORIDA PEDIATRICS, PA		182	29	14%	211
HAZELDEN FLORIDA	1	201	9	4%	211
CSL PLASMA		52	158	75%	210
LAB CORP	1	121	88	42%	210
MIRACLE HILL NURSING & REHABILITATION CENTER INC		204	6	3%	210
GLENRIDGE ON PALMER RANCH,THE		202	8	4%	210
GOOD SAMARITAN SOCIETY OF DELAND		199	11	5%	210
JEFFERSON COUNTY HEALTH DEPARTMENT-MONTICELLO		166	44	21%	210
Whispering Oaks	11	175	23	11%	209
THE PALACE NURSING AND REHABILITATION CENTER		209			209
AMA MEDICAL GROUP LLC		177	32	15%	209
Nspire Health Care Kendall		199	10	5%	209
KINDRED HOSPITAL SOUTH FLORIDA		173	35	17%	208
HIALEAH SHORES NURSING AND REHAB CENTER		199	9	4%	208

COVID-19: testing by laboratory

Data through May 31, 2021 verified as of Jun 1, 2021 at 09:25 AM

Data in this report are provisional and subject to change.

The numbers in the table below represent the number of Florida and non-Florida residents for whom test results were received by the Department of Health. A person can be tested by more than one laboratory and can have both positive and negative results. **Therefore, the sum of the numbers in each column will be larger than the total number of people tested.**

Reporting lab	Inconclusive	Negative	Positive	Percent positive	Total
NEW YORK CITY DEPARTMENT OF HEALTH & MENTAL		172	35	17%	207
TRADITION MEDICAL CENTER LABORATORY		56	151	73%	207
CANTERFIELD OF OCALA, LLC		195	12	6%	207
TARPON POINT NURSING AND REHABILITATION CENTER		203	3	1%	206
SENIOR LIVING VII TAMPA LLC	1	195	9	4%	205
VIPEDIATRICS PLLC		189	16	8%	205
Cross Terrace REhabitation		203	2	1%	205
EAST NEW YORK DIAGNOSTIC AND TREATMENT		195	9	4%	204
PCB CLINIC		159	45	22%	204
SUNY UPSTATE MEDICAL UNIVERSITY		189	15	7%	204
ADVENTHEALTH MEDICAL GROUP FAMILY MEDICINE AT		152	52	25%	204
PALM HARBOR FAMILY PRACTICE & WALK-IN		157	47	23%	204
PATHGROUP LABS LLC		97	107	52%	204
PEDIATRIC ASSOCIATES AT ARGYLE PA		189	14	7%	203
BROOKDALE OF SPRING HILL	9	192	2	1%	203
AMERICAN FAMILY MEDICAL LLC		160	43	21%	203
PEDIATRICS OF GREATER ORLANDO		174	29	14%	203
SIGNATURE HEALTHCARE OF PORT CHARLOTTE		196	7	3%	203
BAYCARE HEALTH SYSTEMS	1	6	195	97%	202
QUEENS HOSPITAL CENTER	1	190	11	5%	202
NO FLORIDA PEDIATRICS, PA - BRADFORD		170	32	16%	202
POLK COUNTY HEALTH DEPARTMENT		178	24	12%	202
GRACE PEDIATRICS		168	34	17%	202
MAGNOLIA MEDICAL CLINIC		90	112	55%	202
MD NOW MEDICAL CENTERS INC		154	47	23%	201
VAMC WEST PALM LAB		5	196	98%	201
Governors Creek Health and Rehabilitation	1	198	2	1%	201
HAWKINS FAMILY MEDICINE LLC	1	143	56	28%	200
ADVENT HEALTH - CARROLLWOOD	4	169	27	14%	200
SUMMERFIELD EMERGENCY ROOM		151	48	24%	199
ROSECASTLE OF ZEPHRHILLS		196	3	2%	199
WEST COAST FAMILY MEDICAL CARE		163	36	18%	199
AVANTE OF BOCA RATON		198	1	1%	199
DEPARTMENT OF HEALTH & HUMAN SERVICES		198			198
LAUREL POINT CARE ACQUISITION LLC DBA SANDGATE GARDENS REHAB AND NURSI		171	27	14%	198
RDV SPORTSPLEX PEDIATRICS		167	31	16%	198
FINLAY CLINICAL LABORATORY INC	1	40	156	79%	197
Signature Healthcare of Palm Beach		195	2	1%	197
TUSCAN GARDENS OF VENETIA MANAGEMENT COMPANY		179	18	9%	197
AVANTE AT BOCA RATON		196			196
ABBIEJEAN RUSSELL CARE CENTER		195	1	1%	196
RIVERWOOD CENTER,THE		186	10	5%	196
ADVENT HEALTH CENTRA CARE - CARROLLWOOD	2	19	175	89%	196
KINDRED HOSPITAL - SOUTH FLORIDA		192	4	2%	196
GULFCOAST PEDIATRICS		185	11	6%	196
CHARTER SENIOR LIVING OF PANAMA CITY BEACH		175	21	11%	196
SARNO EXTENDED HOURS		127	69	35%	196

COVID-19: testing by laboratory

Data through May 31, 2021 verified as of Jun 1, 2021 at 09:25 AM

Data in this report are provisional and subject to change.

The numbers in the table below represent the number of Florida and non-Florida residents for whom test results were received by the Department of Health. A person can be tested by more than one laboratory and can have both positive and negative results. **Therefore, the sum of the numbers in each column will be larger than the total number of people tested.**

Reporting lab	Inconclusive	Negative	Positive	Percent positive	Total
FLORIDA DEPARTMENT OF HEALTH IN ALACHUA COUNTY -		179	16	8%	195
BRUCE S WEST MD	1	193	1	1%	195
Heritage Park Rehabilitation & Healthcare		177	18	9%	195
GLADES HEALTH CARE CENTER		192	3	2%	195
BEACON AT GULF BREEZE, THE	2	181	11	6%	194
OCALA CBOC		182	12	6%	194
ISLAND COAST PEDIATRICS		174	20	10%	194
Emory L Bennett State Veterans Nursing Home		190	3	2%	193
BENTON HOUSE AT OAKLEAF		163	30	16%	193
KRYSTAL BAY NURSING AND REHABILITATION		187	6	3%	193
EXOSOME DIAGNOSTICS	1	172	20	10%	193
WALGREENS CO		170	23	12%	193
BIGGERS FAMILY MEDICINE PA	1	177	15	8%	193
FIRST CHOICE PEDIATRICS SEMORAN		98	95	49%	193
CANTERFIELD OF CLAY COUNTY		153	40	21%	193
EMBRY RIDDLE AERONAUTICAL UNIVERSITY HEALTH SERVICES		1	192	99%	193
Consulate Health Care of Port Charlotte		191	2	1%	193
ARDEN COURTS OF PALM HARBOR		173	20	10%	193
CYPRESS POINT LIVING, LLC		177	15	8%	192
OMNI HEALTHCARE, INC		181	11	6%	192
KEYSTONE PLACE AT NAPLES PRESERVE		187	5	3%	192
Belleair Healthcare Center		186	6	3%	192
PHYSICIANS REGIONAL MEDICAL CENTER - PINE RIDGE		20	171	90%	191
HEALTH LINK DIAGNOSTIC LABORATORIES		182	9	5%	191
NORTHEAST FLORIDA STATE HOSP-NURSING		190	1	1%	191
PRIMECARE OF DOTHAN		136	55	29%	191
NEO GENOMICS - FORT MYERS	1	183	6	3%	190
HEARTLAND HEALTHCARE AND REHAB CENTER		165	25	13%	190
OAKHURST CENTER	1	182	7	4%	190
ATMORE COMMUNITY HOSPITAL LABORATORY		160	30	16%	190
BAY EDUCATORS WELLNESS CENTER		131	59	31%	190
ARDEN COURTS OF LARGO FL, LLC		167	22	12%	189
VIERA MANOR ASSISTED LIVING RESIDENCE		182	7	4%	189
CENTRAL FLORIDA HEALTHCARE GROUP LLC		151	38	20%	189
PREMIER COMMUNITY HEALTHCARE GROUP INC		181	8	4%	189
HOSPICE OF THE TREASURE COAST		183	6	3%	189
The Inn at Sarasota Bay Club		186	3	2%	189
OCEAN REEF MEDICAL CENTER		150	38	20%	188
ZON BEACHSIDE LLC		151	37	20%	188
LIFE CARE CENTER OF ALTAMONTE SPRINGS		157	31	16%	188
NIGHT LITE PEDIATRICS WINTER GARDEN		144	44	23%	188
US MEDICAL CARE, INC		164	23	12%	187
BAPTIST HEALTH PRIMARY CARE	1	135	51	27%	187
PLANTATION NURSING & REHAB CENTER		187			187
ANTHEM LAKES LLC		151	35	19%	186
LAKEVIEW TERRACE RETIREMENT COMMUNITY		167	19	10%	186
ADVENT		172	13	7%	185

COVID-19: testing by laboratory

Data through May 31, 2021 verified as of Jun 1, 2021 at 09:25 AM

Data in this report are provisional and subject to change.

The numbers in the table below represent the number of Florida and non-Florida residents for whom test results were received by the Department of Health. A person can be tested by more than one laboratory and can have both positive and negative results. **Therefore, the sum of the numbers in each column will be larger than the total number of people tested.**

Reporting lab	Inconclusive	Negative	Positive	Percent positive	Total
STERLING HOUSE OF PUNTA GORDA		184	1	1%	185
Madison Health and Rehabilitation Center		149	36	19%	185
PACIFICA SUNRISE☐		177	8	4%	185
PPC-LAB EDI ORCHARD BI		176	9	5%	185
CAYUGA MEDICAL CENTER AT ITHACA		180	5	3%	185
FHMG-FLORIDA HOSPITAL MEDICAL GROUP		158	26	14%	184
BROOKDALE ORANGE PARK		182	2	1%	184
MINUTECLINIC DIAGNOSTIC OF SOUTH CARO		157	27	15%	184
ST. JAMES BAY HEALTH AND REHABILITATION CENTER		183	1	1%	184
MOBILE INFIRMARY MED CENTER PATH LAB		168	15	8%	183
MAJESTIC OAKS		180	3	2%	183
ADVENT HEALTH CENTRA CARE - WESLEY CHAPEL		13	170	93%	183
BRIGHTON EGGERT PHARMACY INC		176	7	4%	183
The Crossroads		180	1	1%	181
NORTH FLORIDA INTERNAL MEDICINE PA		145	35	19%	180
ALLIANCE PEDIATRICS		148	32	18%	180
DOCTOR TODAY TLC LLC		123	56	31%	179
REOPEN DIAGNOSTICS LLC (DBA PANDEMIC RESPONSE LAB)	2	177			179
WILTON MANORS HEALTH & REHABILITATION CENTER		170	9	5%	179
LISTENING DOCTOR PLLC, THE		159	19	11%	178
KEYSTYLE LIVING LLC	1	175	2	1%	178
ROSECASTLE OF CITRUS		148	30	17%	178
QUALITY URGENT CARE AND WELLNESS PL	3	128	47	26%	178
MID FLORIDA PATHOLOGY LLC MOBILE UNIT #4		125	53	30%	178
ENCOMPASS HEALTH REHABILITATION HOSPITAL		176	2	1%	178
LONGWOOD CARDIOLOGY			178	100%	178
SUWANNEE VALLEY NURSING CENTER		163	15	8%	178
TERRACE AT HOBE SOUND, THE	1	162	14	8%	177
WOODBIDGE FACILITY INC		171	6	3%	177
PROMPT CARE OF CENTRAL FLORIDA		7	170	96%	177
HARBOR BEACH NURSING AND REHABILITATION CENTER		147	30	17%	177
Winter Park Care and Rehab		175	2	1%	177
TGH URGENT CARE – SEMINOLE		17	160	90%	177
SOUTH CAMPUS FACILITY INC		165	12	7%	177
SOMERBY LAKE NONA		169	7	4%	176
GENE BY GENE		61	115	65%	176
ASTON GARDENS AT PELICAN MARSH		169	7	4%	176
Peninsula Care and Rehab		164	12	7%	176
MAINSTREAM DIAGNOSTIC LABORATORY LLC		148	27	15%	175
COASTAL INTERNAL MEDICINE		135	40	23%	175
MINUTECLINIC LLC #4987		158	17	10%	175
ORLANDO HEALTH EMERGENCY DEPARTMENT		163	12	7%	175
CITRUS MEMORIAL HOSPITAL		1	173	99%	174
ANCHOR CARE AND REHABILITATION CENTER		173	1	1%	174
REGENCY OAKS HEALTH CENTER		172	2	1%	174
ARDEN COURTS OF LELY PALMS☐		172	2	1%	174
AEGIS MEDICAL GROUP		138	35	20%	173

COVID-19: testing by laboratory

Data through May 31, 2021 verified as of Jun 1, 2021 at 09:25 AM

Data in this report are provisional and subject to change.

The numbers in the table below represent the number of Florida and non-Florida residents for whom test results were received by the Department of Health. A person can be tested by more than one laboratory and can have both positive and negative results. **Therefore, the sum of the numbers in each column will be larger than the total number of people tested.**

Reporting lab	Inconclusive	Negative	Positive	Percent positive	Total
URGENT CARE OF THE PALM BEACHES, NORTH PALM BEACH			172	100%	172
WESLEY HAVEN VILLA	1	136	35	20%	172
CORNERSTONE MEDICAL CARE OF BRANDON PL		140	32	19%	172
BROOKDALE FORT MYERS THE COLONY		167	5	3%	172
JPR URGENT MEDICAL CARE		166	5	3%	171
ADVENT HEALTH - CENTRAL PASCO ER		152	19	11%	171
FINNISH AMERICAN REST HOME-ALF		169	2	1%	171
GRAVITY DIAGNOSTICS		56	114	67%	170
Life Care Center of Orlando		164	6	4%	170
ALLCARE MEDICAL CENTERS PC		145	25	15%	170
OPPENHEIMER PLASTIC SURGERY LLC		164	5	3%	169
ADVENT HEALTH CENTRA CARE - TEMPLE TERRACE	1	104	64	38%	169
MINUTECLINIC DIAGNOSTIC OF NORTH CAROL		144	25	15%	169
REHAB AND HEALTHCARE CENTER OF CAPE CORAL		169			169
PANAMA CITY DEVELOPMENTAL CENTER□		168			168
PHYSICIAN PARTNERS PERRY		104	64	38%	168
LANDMARK HOSPITAL SOUTHWEST FLORIDA LLC		163	5	3%	168
MEADOWCREST FAMILY PHYSICIANS		98	69	41%	167
NEMOURS CHILDREN'S URGENT CARE		80	87	52%	167
WALTON PLACE		167			167
OSPREY VILLAGE AT AMELIA ISLAND LTD		157	10	6%	167
SEVEN HILLS HEALTH AND REHABILITATION CENTER		151	16	10%	167
ANYLABTEST NOW		158	8	5%	166
BROOKDALE BONITA SPRINGS		162	3	2%	165
THE ARLINGTON OF NAPLES INC.		162	3	2%	165
LEE MEMORIAL HEALTH SYSTEM HEALTH FAIR		158	7	4%	165
CITRUS HEALTH AND REHAB		132	33	20%	165
CHERRY OAK PALM BEACH COUNTY		157	8	5%	165
WRIGHTS HEALTH CARE AND REHABILITATION CENTER		135	30	18%	165
KINDRED HOSPITAL NORTH FLORIDA	3	153	8	5%	164
NORTH PORT REHABILITATION AND NURSING CENTER□		163	1	1%	164
ARLINGTON OF NAPLES INC, THE		164			164
PRECISION GENETICS, INC		157	6	4%	163
TRI COUNTY NURSING HOME		162	1	1%	163
BRADENTON HEALTH CARE		163			163
DEERFIELD BEACH REHABILITATION AND NURSING		157	5	3%	162
OAKS AT AVON,THE		162			162
DOCTORS MEMORIAL FAMILY PRACTICE	2	122	38	23%	162
DESOTO PALMS ALF		155	6	4%	161
GREENBRIAR REHABILITATION AND NURSING CENTER	1	159			160
GRAND VILLA OF ORMOND BEACH		154	6	4%	160
TUSCAN ISLE CHAMPIONSGATE OP CO LLC		158	2	1%	160
F&T MEDICAL RESEARCH, INC		160			160
ARCADIA HEALTH AND REHABILITATION CENTER		100	60	38%	160
AMERICAN HOUSE COCONUT POINT		138	22	14%	160
GRAND AVE PHARMACY		112	48	30%	160
OHI WEST INC		147	13	8%	160

COVID-19: testing by laboratory

Data through May 31, 2021 verified as of Jun 1, 2021 at 09:25 AM

Data in this report are provisional and subject to change.

The numbers in the table below represent the number of Florida and non-Florida residents for whom test results were received by the Department of Health. A person can be tested by more than one laboratory and can have both positive and negative results. **Therefore, the sum of the numbers in each column will be larger than the total number of people tested.**

Reporting lab	Inconclusive	Negative	Positive	Percent positive	Total
ENCOMPASS HEALTH REHABILITATION HOSPITAL OF SARASOTA		159	1	1%	160
KEYSTONE REHAB		160			160
CROSSWINDS HEALTH AND REHABILITATION CENTER	1	156	2	1%	159
The Crossings		157	2	1%	159
POINTE, THE		131	28	18%	159
QUALITY URGENT CARE AND WELLNESS		111	48	30%	159
ADVENTHEALTH HOSPICE CARE CENTRAL FLORIDA		154	5	3%	159
LABORATORY OF FLORIDA		103	56	35%	159
BROOKDALE PENSACOLA		158	1	1%	159
PM PEDIATRICS		134	25	16%	159
ISLAND LAKE CENTER		137	22	14%	159
WUESTHOFF REF LABORATORY			158	100%	158
WALGREENS 6221		140	18	11%	158
PROVIDENCE HOSPITAL LABORATORY		149	9	6%	158
UNIVERSTIY CENTER MEDICAL LLC DBA	1	151	6	4%	158
TIMBERRIDGE NURSING HOME & REHAB		123	34	22%	157
FAWCETT MEMORIAL HOSPITAL-LAB		39	118	75%	157
TGH URGENT CARE - RIVERVIEW		1	156	99%	157
ALL FLORIDA FAMILY AND SPORTS MEDICINE		134	23	15%	157
TALLAHASSEE VA OPC		148	9	6%	157
DIAGNOSTIC LABORATORY OF OKLAHOMA		130	26	17%	156
CRANE CENTER		125	31	20%	156
GRAND VILLA OF DELAND		147	9	6%	156
MEMORY CARE OF NAPLES		155	1	1%	156
MD NOW MEDICAL CENTERS, INC.		121	35	22%	156
CLEARWATER STATMED QUICK QUALITY CLINICS		47	109	70%	156
Englewood Healthcare and Rehab		141	15	10%	156
AESTHETIC SURGERY CENTER OF WINTER PARK, THE	3	147	5	3%	155
CLINICA HISPANA		1	154	99%	155
DIAMOND RIDGE		147	8	5%	155
AVOW HOSPICE INC		154	1	1%	155
FAMILY EXTENDED CARE OF CENTRAL TAMPA		137	18	12%	155
A2Z DIAGNOSTICS		154	1	1%	155
CORE BIO LABS		76	79	51%	155
COCOA BEACH/ADVENT CENTRA		41	114	74%	155
SUMMIT MEDICAL GROUP		143	12	8%	155
BLOCK NATION CHASE		125	29	19%	154
NCRNC INC		140	14	9%	154
WINDSOR OF LAKEWOOD RANCH,THE		151	3	2%	154
PRUITT HEALTH		152	2	1%	154
NAPHCARE, INC.		144	10	6%	154
PALMETTTO FACILITY INC	1	153			154
Centre Pointe Health and Rehabilitation Center		143	11	7%	154
SUNNY HILLS ALF OF SEBRING INC		140	13	8%	153
ST JOSEPHS HOSPITAL SOUTH HOSPITAL		1	152	99%	153
MINUTECLINIC DIAGNOSTIC OF NORTH CARO		137	16	10%	153
MAIN STREET MEDICAL CENTER OF CRESTVIEW PA		127	26	17%	153

COVID-19: testing by laboratory

Data through May 31, 2021 verified as of Jun 1, 2021 at 09:25 AM

Data in this report are provisional and subject to change.

The numbers in the table below represent the number of Florida and non-Florida residents for whom test results were received by the Department of Health. A person can be tested by more than one laboratory and can have both positive and negative results. **Therefore, the sum of the numbers in each column will be larger than the total number of people tested.**

Reporting lab	Inconclusive	Negative	Positive	Percent positive	Total
TURNING POINT OF TAMPA		145	8	5%	153
ROHR HOME		146	6	4%	152
MACKOUL PEDIATRICS FORT MYERS		130	22	14%	152
SONATA COCONUT CREEK	2	127	23	15%	152
GATEWAY CARE CENTER		150	2	1%	152
WILLOW BROOKE COURT AT AZALEA TRACE		149	3	2%	152
EMERALD COAST BEHAVIORAL HOSPITAL		145	7	5%	152
NAVARRE GARDENS LLC		127	25	16%	152
VILLAGE ON THE ISLE□		145	6	4%	151
ORANGE COUNTY CORRECTIONS HEALTH SERVICES		121	30	20%	151
PALM BEACH COUNTY HEALTH DEPT LAB	4	140	7	5%	151
ST PETERSBURG PEDIATRICS-MLK JUNIOR BLVD		139	12	8%	151
REFUAH HEALTH CENTER LABORATORY		143	8	5%	151
MV MEDICAL PRACTICE DBA PRIMARY URGENT CARE		143	7	5%	150
GOLD CHOICE SENIOR COMMUNITIES		109	41	27%	150
MED COMP SCIENCES		3	146	98%	149
AVANTE OF MOUNT DORA INC		147	2	1%	149
DAYSPRING VILLAGE		127	22	15%	149
PRECISION HEALTH RESOURCES, LLC	1	133	15	10%	149
SANIBEL INTERNAL MEDICINE, LLC		143	6	4%	149
SEAGRASS VILLAGE FLEMING ISLAND		111	37	25%	148
SHERMAN-ABRAMS LABORATORY INC		140	8	5%	148
FG RAPID		140	8	5%	148
East Bay Rehabilitation Center		113	35	24%	148
A PLUS FAMILY URGENT CARE		122	26	18%	148
PROVISTA DIAGNOSTICS, INC		145	3	2%	148
MILLENNIUM LAB SERVICES			148	100%	148
PEDIATRIC SERVICES AND BREATHING CENTER PA		117	30	20%	147
BIODESIX, INC.		115	32	22%	147
DOCTORS CENTER PA,THE		125	22	15%	147
Alhambra Health and Rehabilitation		146	1	1%	147
LATE HOURS URGENT CARE		69	78	53%	147
SONNIS PEDIATRICS PA		129	18	12%	147
SUMMIT MEDICAL GROUP PA		134	13	9%	147
DAYSPRING SENIOR LIVING LLC		144	2	1%	146
BOSTON RED SOX CLUB LP		144	2	1%	146
GUIDEWELL EMERGENCY MEDICINE DOCTORS LLC		99	47	32%	146
WEDGEWOOD HEALTHCARE CENTER		94	52	36%	146
WILLOWBROOKE COURT AT ST ANDREWS ESTATES		141	5	3%	146
RESEARCH CENTERS OF AMERICA, LLC		119	27	18%	146
Quail Run Health Care Center		146			146
KINDRED HOSPITAL-BAY AREA-ST PETERSBURG LAB	1	138	7	5%	146
ENCOMPASS HEALTH REHABILITATION HOSPITAL OF LARGO		143	3	2%	146
NORTHWESTERN UNIVERSITY CORP		144	1	1%	145
MANOR CARE OF PALM HARBOR		142	3	2%	145
REGENCY CARE OF BLOUNTSTOWN LLC		135	10	7%	145
BROOKDALE CAPE CORAL		145			145

COVID-19: testing by laboratory

Data through May 31, 2021 verified as of Jun 1, 2021 at 09:25 AM

Data in this report are provisional and subject to change.

The numbers in the table below represent the number of Florida and non-Florida residents for whom test results were received by the Department of Health. A person can be tested by more than one laboratory and can have both positive and negative results. **Therefore, the sum of the numbers in each column will be larger than the total number of people tested.**

Reporting lab	Inconclusive	Negative	Positive	Percent positive	Total
TREASURE COAST FORENSIC TREATMENT CTR		124	21	14%	145
ADVENTHEALTH CENTRA CARE PONCIANA	1	81	63	43%	145
THREE OAKS PHARMACY INC		130	15	10%	145
MICRO PATH LABORATORIES INC		141	3	2%	144
ECOLAB GROUP		108	36	25%	144
PANCARE HEALTH GULF COUNTY		112	32	22%	144
BAY REGIONAL URGENT CARE	1	99	44	31%	144
SOUTH LAKE PEDIATRICS		125	19	13%	144
OAKS OF KISSIMMEE HEALTH AND REHABILITATION CENTER		140	4	3%	144
DIATHERIX LABORATORIES		80	63	44%	143
JEFFERY WEINZWEIG		2	141	99%	143
GIBBENS FAMILY MEDICAL, LLC		122	21	15%	143
ORANGE PARK PEDIATRICS		127	16	11%	143
STEWART MEDICAL GROUP		35	108	76%	143
SMILEY MEDICAL GROUP		108	35	24%	143
GRAND VILLA OF LAKE LAND		136	6	4%	142
DB MD		126	16	11%	142
HIGHLANDS MEDICAL CENTER		139	3	2%	142
ARDEN COURTS OF WEST PALM BEACH		137	5	4%	142
LabCorp L#09258090 M#09258105		75	67	47%	142
TROPICANA MANUFACTURING COMPANY INC		134	7	5%	141
SURFSIDE URGENT CARE		114	27	19%	141
PORT ST LUCIE REHABILITATION AND HEALTHCARE		98	43	30%	141
VITAS HEALTHCARE CORPORATION OF FLORIDA		137	4	3%	141
WELLNOW URGENT CARE PC		139	2	1%	141
NOVARI CARE LLC		97	44	31%	141
JOHN KNOX VILLAGE OF CENTRAL FLORIDA		136	5	4%	141
UNITED CLINICAL LABORATORIES		132	9	6%	141
VITAS HEALTHCARE CORP OF FLORIDA		140	1	1%	141
SMS DO PA		120	20	14%	140
DOCTOR'S IN HOUSE LABORATORY		18	122	87%	140
CARENOW URGENT CARE - LAKE MARY			140	100%	140
Gulf Coast Healthcare (Longwood Health and Rehab		118	21	15%	139
VIERA HOSPITAL			139	100%	139
RARITAN BAY PERTH AMBOY		130	9	6%	139
GRAND OAKS HEALTH & REHABILITATION		138	1	1%	139
LABCORP RTP		55	84	60%	139
CLUB HEALTH AND REHABILITATION CENTER, THE		137	1	1%	138
AMERICAN PATHOLOGY PARTNERS		136	2	1%	138
TGH URGENT CARE - TYRONE		10	128	93%	138
ADVENT HEALTH CENTRA CARE - DELAND		28	110	80%	138
ADVENT HEALTH CENTRA CARE - CITRUS PARK		9	129	93%	138
MINUTECLINIC DIAGNOSTIC OF OHIO LLC		116	22	16%	138
Lakeside Nursing and Rehabilitation Center	1	112	25	18%	138
MANOR AT BLUEWATER BAY		131	7	5%	138
AHEC CLINIC		8	130	94%	138
CLARE BRIDGE OF CAPE CORAL	1	137			138

COVID-19: testing by laboratory

Data through May 31, 2021 verified as of Jun 1, 2021 at 09:25 AM

Data in this report are provisional and subject to change.

The numbers in the table below represent the number of Florida and non-Florida residents for whom test results were received by the Department of Health. A person can be tested by more than one laboratory and can have both positive and negative results. **Therefore, the sum of the numbers in each column will be larger than the total number of people tested.**

Reporting lab	Inconclusive	Negative	Positive	Percent positive	Total
PUTNAM COUNTY SHERIFFS OFFICE		128	10	7%	138
HARBORCHASE OF VERO BEACH	1	117	19	14%	137
PRIME HEALTH OF NORTH PORT LLC		115	22	16%	137
SUNRISE SENIOR LIVING OF JACKSONVILLE		120	17	12%	137
VITAS HEALTHCARE		123	14	10%	137
SPRING HAVEN RETIREMENT	1	133	3	2%	137
SIMED LABORATORY		117	20	15%	137
L&S SENIOR CARE DBA ARCADIA OAKS	4	132	1	1%	137
ADVENT HEALTH CENTRA CARE - ORANGE CITY	1	53	82	60%	136
OAKS OF CLEARWATER, THE		133	3	2%	136
ARIZONA DEPARTMENT OF HEALTH SERVICES		5	131	96%	136
PATRICK AIR FORCE BASE		21	115	85%	136
MEYER PEDIATRICS		120	16	12%	136
HOSPICE OF MARTIN & ST LUCIE, INC		133	3	2%	136
SONATA DELRAY BEACH		125	11	8%	136
SEMINOLE SPORTS AND FAMILY MEDICINE		120	16	12%	136
TREASURE COAST PEDIATRICS PA		128	8	6%	136
PEDIATRIC CARE CENTER		135			135
SONATA WEST		133	2	1%	135
EC OPCO CARROLLWOOD LLC		128	7	5%	135
IRL MARKET LAB ALACHUA		104	31	23%	135
SUNY UPSTATE OVERFLOW LABORATORY		134			134
ADVANCED MEDICAL CENTER		86	48	36%	134
ALTERNATIVE LIVING, INC DBA TWIN CITIES PAVILION		131	3	2%	134
ALL CARE URGENT CARE			134	100%	134
SANDALWOOD NURSING CENTER		127	7	5%	134
SOLARIS SENIOR LIVING OF MERRITT ISLAND		129	5	4%	134
COQUINA CENTER		127	6	5%	133
HEARTLAND PHARMACY LAKE PLACID, INC		100	33	25%	133
CENTRACARE		18	114	86%	132
AVANTE AT BOCA RATON, INC		132			132
LAKELAND REGIONAL HEALTH LAKE MIRIAM	3	87	42	32%	132
MORTON PLANT HOSPITAL NURSING		2	130	98%	132
FHMG- FLORIDA HOSPITAL MEDICAL GROUP		118	14	11%	132
THE REHABILITATION CENTER OF LAKE CITY		127	5	4%	132
AMERICAN HOUSE-BONITA SPRINGS□		131	1	1%	132
INTEGRATED REGIONAL LABORATORIES		119	12	9%	131
FOUNTAINS OF HOPE LLC, THE		130	1	1%	131
TIFFANY HALL NURSING AND REHAB CENTER		122	9	7%	131
CHARLES CROFT MD	1	128	2	2%	131
ARBOR TERRACE SAN JOSE LLC	3	126	2	2%	131
THE WELLNESS CENTER AT LAKEWOOD RANCH		43	88	67%	131
THE CLUB AND REHABILITATION CENTER		129	1	1%	130
MOOSEHAVEN LIFE CARE CENTER		130			130
ADVANCED EMURGENT CARE		32	98	75%	130
Golfview Healthcare Center		124	6	5%	130
MONTEFIORE MEDICAL CENTER LABORATORIES - MOSES		119	11	8%	130

COVID-19: testing by laboratory

Data through May 31, 2021 verified as of Jun 1, 2021 at 09:25 AM

Data in this report are provisional and subject to change.

The numbers in the table below represent the number of Florida and non-Florida residents for whom test results were received by the Department of Health. A person can be tested by more than one laboratory and can have both positive and negative results. **Therefore, the sum of the numbers in each column will be larger than the total number of people tested.**

Reporting lab	Inconclusive	Negative	Positive	Percent positive	Total
TOTAL CARE PLUS LLC			130	100%	130
LPG PRIMARY CARE AT SURFSIDE		114	16	12%	130
PANAMA PHARMACY	3	109	18	14%	130
QUICK CARE MED PL CR		80	50	38%	130
FHMG LAKE MARY PEDS		113	17	13%	130
BMHSI-AEL MICROBIOLOGY LABORATORY	2	102	25	19%	129
BLISS HEALTHCARE SERVICES	1	103	25	19%	129
THE COURTYARD ASSISTED LIVING		125	4	3%	129
CHILDRENS CLINIC		74	55	43%	129
WESTCHESTER MEDICAL CENTER	1	122	6	5%	129
LIFESTREAM BEHAVIORIAL CENTER		104	25	19%	129
PALM BAY HOSPITAL			129	100%	129
TRI-COUNTY NURSING HOME		117	12	9%	129
HOSPICE OF THE EMERALD COAST INC - PANAMA CITY	2	119	7	5%	128
WORLD OF PEDIATRICS LLC		120	8	6%	128
SHOAL CREEK REHABILITATION CENTER		85	43	34%	128
FLORIDA DEPARTMENT OF HEALTH IN LAKE COUNTY	1	79	48	38%	128
Cross Landings Health and Rehabilitation		119	9	7%	128
PALMS EDGE	1	119	8	6%	128
IQBAL A FARUQUI MD		93	35	27%	128
GESSLER CLINIC PA		98	29	23%	127
ADVENTHEALTH MEDICAL GROUP PRIMARY CARE		116	11	9%	127
HILLSBOROUGH COUNTY DEVELOPMENTAL CTR	1	117	9	7%	127
WINDERMERE MEDICAL CENTER		120	6	5%	126
J FRANK AVEY MD		97	29	23%	126
IXI WELLNESS DALLAS, LLC		126			126
MINUTECLINIC DIAGNOSTIC OF RHODE ISLAND, LLC #729		122	4	3%	126
CVS NY4098030POCT NEW YORK		125	1	1%	126
Mt Sinai Aventura			125	100%	125
BROOKDALE PALM COAST		125			125
NORTH FL SOUTH GA HCS-MALCOM RANDALL VAMC			124	100%	124
COLONY CARE CENTER		107	17	14%	124
ARBOR GLEN AT ARBOR TRACE	2	113	9	7%	124
TUSCAN ISLE OPERATING COMPANY LLC DBA		120	4	3%	124
FLORIDA ATLANTIC UNIVERSITY		116	8	6%	124
ADVENT HEALTH CENTRA CARE - BRANDON		31	93	75%	124
TREASURE COAST PRIMARY CARE		101	23	19%	124
LENOX HILL HOSPITAL		115	9	7%	124
ARDEN COURTS OF SARASOTA		106	18	15%	124
ISLAND URGENT CARE PLLC DBA AFC URGENT CARE		123	1	1%	124
SIMEDHEALTH LLC		106	18	15%	124
PICH KTM CORP DBA MEDTOWN PHARMACY		106	17	14%	123
GENEDX		48	75	61%	123
BROOKDALE CANOPY OAKS		91	32	26%	123
PSL NAPLES BH OPERATIONS, LLC		123			123
CITRUS MEMORIAL HEALTH SYSTEM LAB		2	121	98%	123
INFINITY BIOLOGIX LLC OAKDALE		116	6	5%	122

COVID-19: testing by laboratory

Data through May 31, 2021 verified as of Jun 1, 2021 at 09:25 AM

Data in this report are provisional and subject to change.

The numbers in the table below represent the number of Florida and non-Florida residents for whom test results were received by the Department of Health. A person can be tested by more than one laboratory and can have both positive and negative results. **Therefore, the sum of the numbers in each column will be larger than the total number of people tested.**

Reporting lab	Inconclusive	Negative	Positive	Percent positive	Total
PARKVIEW HEALTH		121	1	1%	122
SANDY RIDGE CENTER FOR REHABILITATION AND HEALING		100	22	18%	122
PHYSICIANS REGIONAL CLINIC		92	30	25%	122
VILLAGES VA CBOC	2	113	7	6%	122
BROOKDALE JENSEN BEACH☐		118	3	2%	121
URGENT CARE TCMA			121	100%	121
Hialeah Nursing And Rehabilitation Center		115	6	5%	121
Crystal Health & Rehab Center		115	6	5%	121
Ocala Oaks Rehabilitation Center		115	6	5%	121
PINELLAS COUNTY JAIL			121	100%	121
CALADIUM PEDIATRICS		105	16	13%	121
CAN COMMUNITY HEALTH		119	2	2%	121
MY CLINICAL LAB INC		17	103	86%	120
FLAGLER COLLEGE HEALTH SERVICES		86	34	28%	120
Gulfport Rehabilitation Center		117	3	3%	120
ARBOR TERRACE ORTEGA LLC	2	116	2	2%	120
Salerno Bay Health & Rehabilitation Center		109	11	9%	120
UNIVERSITY HEALTH SYSTEM INC		109	11	9%	120
MED ONE AT SAINT AUGUSTINE		87	33	28%	120
HOBDARI FAMILY HEALTH LLC☐		83	37	31%	120
ISLAND DOCTORS		23	97	81%	120
MATHISON RETIREMENT COMMUNITY		114	5	4%	119
BROWARD HEALTH CORAL SPRINGS EPIDEMIOLOGY DEPT		1	118	99%	119
VILLAS OF HOLLY BROOK - BRADENTON 14TH		117	2	2%	119
COASTAL HEALTH AND REHAB		110	9	8%	119
DELAND WELLNESS CENTER			119	100%	119
RDX BIOSCIENCE		60	59	50%	119
SOUTH BALDWIN MEDICAL CENTER GULF SHORES		95	23	19%	118
GRAND OAKS OF JENSEN BEACH LLC☐		113	5	4%	118
G & R HEALTH MART PHARMACY		98	20	17%	118
CAREMOUNT MEDICAL - PATHOLOGY		114	4	3%	118
NORTH SHORE MEDICAL LABS	1	110	7	6%	118
MD 365 MEDICAL CARE		117	1	1%	118
MINUTECLINIC DIAGNOSTIC OF SOUTH CAROLINA, LLC		98	20	17%	118
SH HERON EAST LLC☐		103	15	13%	118
MULBERRY CARE CENTER		105	13	11%	118
TREASURE COAST MEDICAL ASSOCIATES		4	113	97%	117
NEIGHBORHOOD MEDICAL CENTER		112	5	4%	117
CAREATC		30	87	74%	117
BAY PINES MEDICAL ASSOCIATES		1	116	99%	117
BROOKDALE COLONIAL PARK	2	114	1	1%	117
CONSULATE HEALTH CARE OF SARASOTA☐	1	115			116
GRACE MEDICAL HOME		96	20	17%	116
OZ		116			116
CARE CENTERS OF NASSAU, LLC - HENDRICKS RD		115	1	1%	116
ASHRAF MEDICAL GROUP PLLC DBA PULSE MD		113	3	3%	116
WESTWOOD NURSING & REHAB		82	34	29%	116

COVID-19: testing by laboratory

Data through May 31, 2021 verified as of Jun 1, 2021 at 09:25 AM

Data in this report are provisional and subject to change.

The numbers in the table below represent the number of Florida and non-Florida residents for whom test results were received by the Department of Health. A person can be tested by more than one laboratory and can have both positive and negative results. **Therefore, the sum of the numbers in each column will be larger than the total number of people tested.**

Reporting lab	Inconclusive	Negative	Positive	Percent positive	Total
DHMD		116			116
BELVEDERE COMMONS OF FORT WALTON BEACH		106	10	9%	116
COLVIN MEGAN		116			116
LEE COUNTY SCHOOL DISTRICT	1	108	7	6%	116
CABANA AT JENSEN DUNES, THE		112	4	3%	116
CSL PLASMA INC		11	105	91%	116
THE POINTE AT CEDAR PARK		114	1	1%	115
Courtyards of Orlando Care Center		102	13	11%	115
CATHOLIC HEALTH SERVICES REGIONAL LAB		107	8	7%	115
VANDERBILT UNIVERSITY MEDICAL CENTER		105	10	9%	115
MEDEXPRESS URGENT CARE WEST TAMPA			115	100%	115
UNIVERSITY MEDICAL CENTER SUITES		101	14	12%	115
ORLANDO ORTHOPAEDIC CENTER		110	5	4%	115
SUNFLOWER SPRINGS ASSISTED LIVING		105	10	9%	115
HARBORCHASE OF NAPLES		100	14	12%	114
AFTER HOURS PEDIATRICS			114	100%	114
NAPHCARE INC		106	8	7%	114
ELAN BUENA VISTA		97	17	15%	114
CLEVELAND CLINIC FOUNDATION		12	101	89%	113
GEORGE E WEEMS MEMORIAL HOSPITAL LAB		96	17	15%	113
AU HEALTH		97	16	14%	113
JOHN D ARCHBOLD MEMORIAL HOSPITAL		109	4	4%	113
ORLANDO LUTHERAN TOWERS ASSISTED LIVING		113			113
WHITE PLAINS HOSPITAL CENTER LAB		109	4	4%	113
WE SCREEN LLC		106	6	5%	112
ORLANDO COVID TEST , LLC		103	9	8%	112
ST LUCIE COUNTY JAIL		97	15	13%	112
VRL EUROFINIS - HAWAII		112			112
EXPRESS DOCS LLC		11	101	90%	112
ALLIED HEALTH FORT PIERCE		112			112
LECONTE MEDICAL CENTER LAB		92	20	18%	112
GRAND VILLA OF LARGO		101	11	10%	112
STONY BROOK UNIVERSITY MEDICAL CENTER		96	15	14%	111
FLORIDA PEDIATRIC GROUP		46	65	59%	111
MEDEXPRESS - BLOOMIN BRANDS		88	23	21%	111
DAVENPORT PEDIATRICS CLERMONT PA		98	13	12%	111
GILBERT MEDICAL GROUP		104	7	6%	111
ALL MY KIDS PEDIATRICS INC		78	33	30%	111
MG PORT CHARLOTTE II SUBTENANT LLC		99	12	11%	111
LABCORP		33	77	70%	110
LAKE HOUSE ASSISTED LIVING		93	17	15%	110
WALGREENS_PEMBROKE PINES		101	9	8%	110
MISIR DRUGS LLC		91	19	17%	110
KALEIDA HEALTH CENTER FOR LABORATORY		104	6	5%	110
BAPTIST MEDICAL CENTER SOUTH		88	22	20%	110
MIAMI BEACH COMMUNITY HEALTH CENTER		2	107	98%	109
Riviera Health Resort		108	1	1%	109

COVID-19: testing by laboratory

Data through May 31, 2021 verified as of Jun 1, 2021 at 09:25 AM

Data in this report are provisional and subject to change.

The numbers in the table below represent the number of Florida and non-Florida residents for whom test results were received by the Department of Health. A person can be tested by more than one laboratory and can have both positive and negative results. **Therefore, the sum of the numbers in each column will be larger than the total number of people tested.**

Reporting lab	Inconclusive	Negative	Positive	Percent positive	Total
ATLAN		100	9	8%	109
BRANDYWYNE HEALTH CARE CENTER		107	2	2%	109
COMMUNITY CARE CENTER□		106	2	2%	108
EVANS HEALTH CARE		106	2	2%	108
MONROE COUNTY DETENTION CENTER		81	27	25%	108
BREVARD HEALTH ALLIANCE INC		105	3	3%	108
NAVY HOSPITAL			108	100%	108
SANTA BARBARA CARE CENTER		84	24	22%	108
GADSDEN COUNTY HEALTH DEPARTMENT		95	13	12%	108
North Lake Care Center		107	1	1%	108
SEBRING PEDIATRICS LLC		81	27	25%	108
FLORIDA MEDICAL CLINIC - MULTI SPECIALTY CAMPUS		55	52	49%	107
MENORAH HOUSE		106	1	1%	107
BAY VIEW HEALTHCARE		85	22	21%	107
AESTHETIC ENHANCEMENTS		107			107
PORT CHARLOTTE REHABILITATION CENTER		91	16	15%	107
ROYAL CARE OF AVON PARK		104	3	3%	107
PUBLIC SQUARE PHARMACY LLC		84	22	21%	106
HEARTLAND PEDIATRIC ASSOCIATES		88	18	17%	106
DOUGLAS T JACOBSON STATE VETERANS HOME		106			106
HEART OF FLORIDA REGIONAL MED CTR		35	71	67%	106
SUNSHINE GARDENS		105	1	1%	106
JESSIE TRICE COMMUNITY HEALTH SYSTEM, INC		89	17	16%	106
AHMG SURGICAL SPECIALIST		106			106
ELMCROFT OF BELLA VITA□		98	8	8%	106
NORTH FLORIDA EVALUATION AND TREATMENT CENTER	2	99	5	5%	106
325TH MEDICAL GROUP		87	19	18%	106
COASTAL LABORATORIES OF FLORIDA		92	13	12%	105
Baldwin Pediatrix		94	11	10%	105
MEDICAL CONSULTANTS OF FLORIDA DBA	1	90	14	13%	105
ST MARK ASSISTED LIVING CENTER	1	92	12	11%	105
PRIMECARE AT TWIN LAKES		3	102	97%	105
1ST PRIORITY LAB SERVICES		88	17	16%	105
ST PETERSBURG PEDIATRICS-SEMINOLE		92	13	12%	105
TANVIR H SHAGAR NP		98	7	7%	105
NORTH CENTRAL BRONX HOSPITAL		100	5	5%	105
GRANDE, THE□	2	98	4	4%	104
PANIRA HEALTHCARE CLINIC		2	102	98%	104
AAJ COMPUTER SERVICES, INC		104			104
EAST RIDGE RETIREMENT VILLAGE INC		104			104
VISTA MANOR		92	12	12%	104
PREDICTIVE LABORATORIES, INC	1	90	13	13%	104
PEDIATRIC SERVICES OF AMERICA INC		98	6	6%	104
PEDIATRIC CARE CENTER- JACKSONVILLE BEACH		75	29	28%	104
WINDSOR OAKS		103	1	1%	104
TGH URGENT CARE – WESTCHASE			103	100%	103
ADVENT HEALTH CENTRA CARE - EAST ORLANDO		73	30	29%	103

COVID-19: testing by laboratory

Data through May 31, 2021 verified as of Jun 1, 2021 at 09:25 AM

Data in this report are provisional and subject to change.

The numbers in the table below represent the number of Florida and non-Florida residents for whom test results were received by the Department of Health. A person can be tested by more than one laboratory and can have both positive and negative results. **Therefore, the sum of the numbers in each column will be larger than the total number of people tested.**

Reporting lab	Inconclusive	Negative	Positive	Percent positive	Total
LAFAYETTE NURSING AND REHABILITATION CENTER		101	2	2%	103
HAWTHORN HOUSE☐		88	14	14%	102
BROOKDALE VERO BEACH SOUTH AL		101	1	1%	102
PruittHealth Fleming Island		87	15	15%	102
CENTRAL FLORIDA HEALTH CARE		47	55	54%	102
HENNEPIN HEALTHCARE LABORATORY		102			102
CRESTVIEW URGENT CARE	1	23	78	76%	102
EMERALD COAST CENTER		97	4	4%	101
GOLFCREST HEALTHCARE CENTER		101			101
PENNSYLVANIA DEPT OF HEALTH		21	80	79%	101
KINDRED AT HOME		92	9	9%	101
JOHN KNOX VILLAGE OF FLORIDA ALF	1	96	4	4%	101
MACADAMS HOME HEALTH AGENCY		100	1	1%	101
INSTITUTE OF PATHOLOGY KINGS COUNTY		98	3	3%	101
CCS - BROWARD COUNTY JAIL		94	7	7%	101
SIGNATURE HEALTHCARE OF MIDDLEBURG		98	2	2%	100
HUNTSVILLE HOSPITAL LABORATORY		72	28	28%	100
GARDENS AT TERRACINA HEALTH & REHABILITATION		99	1	1%	100
GOOD HEARTS COVID TESTING		57	43	43%	100
LPG PRIMARY CARE AT PINE ISLAND		85	15	15%	100
CATHOLIC HEALTH SYSTEM DEPT LABORATORY		96	4	4%	100
GLOBAL CENTRAL LABS AT PPD	2	88	10	10%	100
LAKE BUTLER HOSPITAL		90	10	10%	100
MINUTECLINIC DIAGNOSTIC OF NEW JERSEY		91	8	8%	99
PREMIUM HEALTH SERVICES OF TAMPA BAY LLC		62	37	37%	99
Consulate Health Care of Jacksonville		85	14	14%	99
FLOW HEALTH LABORATORIES, LLC		99			99
CENTURY CENTER FOR REHABILITATION & HEALING		81	18	18%	99
PERSONAL PEDIATRICS		88	11	11%	99
LEE MEMORIAL HEALTH SYSTEM D/B/A LEE COMMUNITY		93	6	6%	99
University Hills health and Rehabilitation		89	10	10%	99
DEVANSH LAB WERKS INC		79	20	20%	99
ARBOR TRAIL		78	20	20%	98
VALLEY MEDICAL CENTER		91	7	7%	98
KORGENE LAB	1	28	69	70%	98
MIRIMUS CLINICAL LABS	2	42	54	55%	98
URINEGOODHANDS LLC		96	2	2%	98
SEMINOLE COUNTY HEALTH DEPARTMENT		79	19	19%	98
SUNSHINE PEDIATRICS		96	2	2%	98
ROSECASTLE AT DELANEY CREEK		96	2	2%	98
HURLBURT FIELD CLINIC		39	59	60%	98
LANDMARK, THE		48	50	51%	98
MEDRITE URGENT CARE		84	14	14%	98
PLAZA OF HALLANDALE BEACH		98			98
LAKE SHERIFF		77	21	21%	98
FLORIDA COMMUNITY HEALTH CENTERS INC			98	100%	98
CVS MINUTE CLINIC		3	95	97%	98

COVID-19: testing by laboratory

Data through May 31, 2021 verified as of Jun 1, 2021 at 09:25 AM

Data in this report are provisional and subject to change.

The numbers in the table below represent the number of Florida and non-Florida residents for whom test results were received by the Department of Health. A person can be tested by more than one laboratory and can have both positive and negative results. **Therefore, the sum of the numbers in each column will be larger than the total number of people tested.**

Reporting lab	Inconclusive	Negative	Positive	Percent positive	Total
ST VINCENTS PRIMARY CARE		90	8	8%	98
EMERGENCY PHYSICIANS MEDICAL CENTER LLC		74	24	24%	98
SKIPPACK MEDICAL LAB		82	15	15%	97
ERIE COUNTY MEDICAL CTR CLINICAL LABS		93	4	4%	97
A COUNTRY PLACE ASSISTED LIVING FACILITY		95	2	2%	97
SUPERIOR RESIDENCES OF LECANTO		82	15	15%	97
RIDGEWOOD DIAGNOSTIC LABORATORY		92	5	5%	97
TAMPA BAY CONCIERGE DOCTOR, LLC		93	4	4%	97
EAST ALABAMA MEDICAL CENTER LABORATORY		85	12	12%	97
URGENT CARE USA LLC		2	95	98%	97
MINNESOTA TWINS		92	5	5%	97
ADVENT HEALTH CENTRA CARE - WATERMAN		79	18	19%	97
HEALTH CENTERS AT BRENTWOOD		96	1	1%	97
LABFIRST - DEPARTMENT OF PATHOLOGY		92	4	4%	96
PEDIATRIC ASSOCIATES ORLANDO		82	14	15%	96
QPS, LLC		93	3	3%	96
BAYSHORE MEMORY CARE		96			96
MARKET STREET VIERA		95	1	1%	96
MEDICAL PAVILION CLINIC		72	24	25%	96
SUNCOAST TECHNICAL COLLEGE SCHOOL OF HEALTH		96			96
BARRY UNIVERSITY STUDENT HEALTH SERVICES		52	44	46%	96
BRIDGEVIEW CENTER LLC		81	15	16%	96
Heartland Health Care Center North Sarasota		81	14	15%	95
PANCARE HEALTH - FREEPORT CLINIC SUITE B		86	9	9%	95
ROCKLEDGE REGIONAL MEDICAL CENTER		36	59	62%	95
JENNIFER J CHIAVETTA-GRLSANTI DC		78	17	18%	95
CROSS CITY REHABILITATION AND HEALTH CARE CENTER		72	23	24%	95
THE TERRACE OF KISSIMMEE		80	15	16%	95
EMPLOYEE WELLNESS PA		75	20	21%	95
TITUSVILLE FAMILY PRACTICE		37	57	61%	94
DIAGNOSTIC SOLUTIONS		3	91	97%	94
NEW SMYRNA BEACH URGENT CARE			94	100%	94
OCOEE PEDIATRICS		86	8	9%	94
JERICOHO URGENT CARE		90	4	4%	94
LAKE GIBSON VILLAGE, LLC		91	3	3%	94
FLORIDA MEDICAL CLINIC PA		66	28	30%	94
Summit Medical Group, Pa Db a Citymd		87	7	7%	94
PERSONAL PEDIATRICS PA		90	4	4%	94
ARTHREX MEDICAL CENTER		54	40	43%	94
Conway Lakes Health and Rehabilitation Center		93	1	1%	94
CONCENTRA - FT LAUDERDALE - COMMERCIAL BLVD		92	2	2%	94
COOPER FAMILY MEDICAL PLLC		74	20	21%	94
PLYMOUTH HOME FOR ADULTS, INC.	8	84	1	1%	93
PRESERVE AT PALM AIRE	3	90			93
BISHOP GRADY VILLAS		91	2	2%	93
HUNTINGTON HOSPITAL LABORATORY		90	3	3%	93
ST VINCENT'S BIRMINGHAM		86	7	8%	93

COVID-19: testing by laboratory

Data through May 31, 2021 verified as of Jun 1, 2021 at 09:25 AM

Data in this report are provisional and subject to change.

The numbers in the table below represent the number of Florida and non-Florida residents for whom test results were received by the Department of Health. A person can be tested by more than one laboratory and can have both positive and negative results. **Therefore, the sum of the numbers in each column will be larger than the total number of people tested.**

Reporting lab	Inconclusive	Negative	Positive	Percent positive	Total
PROMEDICA SENIOR LIVING		86	6	7%	92
MAGNOLIA DIAGNOSTIC		2	90	98%	92
SEWALLS POINT PHARMACY INC		83	9	10%	92
CAMPBELL URGENT CARE		15	77	84%	92
SUWANNEE COUNTY SHERIFF OFFICE		89	3	3%	92
MED & CO INVESTMENT LLC		87	5	5%	92
DAVITA LABORATORY		69	23	25%	92
SONORAN DESERT PATHOLOGY ASSOCIATES		3	88	97%	91
MINUTECLINIC, LLC		81	10	11%	91
SUN CLINICAL LABORATORIES		90	1	1%	91
KEYS MEDICAL GROUP			91	100%	91
LAKELAND REGIONAL HEALTH GATEWAY CENTER		65	26	29%	91
CHAMBREL AT ISLAND LAKE		87	4	4%	91
LEE PHYSICIAN GROUP COLLEGE POINT		84	7	8%	91
DEBARY HEALTH AND REHABILITATION CENTER		88	3	3%	91
HERON CLUB AT PRESTANCIA		89	2	2%	91
LPG PULMONOLOGY-COCONUT POINT		75	16	18%	91
ERIC C MRSHAL, MD, PC #1842		88	3	3%	91
PARK OF THE PALMS INC		90	1	1%	91
ORTHOPAEDIC SURGERY CENTER		91			91
PIERCE INSTRUMENTS INC		89	2	2%	91
BAHIA OAKS LODGE		85	6	7%	91
CORNERSTONE PEDIATRICS		74	17	19%	91
LEE COMMUNITY HEALTHCARE - LEHIGH		78	13	14%	91
AR ANESTHESIA LLC		89	2	2%	91
AVERO DIAGNOSTICS		67	24	26%	91
DELCARE PA		74	17	19%	91
STUART REHABILITATION AND HEALTHCARE		75	16	18%	91
MD 365 MEDICAL CARE PLLC		91			91
Winter Garden Rehab and Nursing Facility		79	11	12%	90
ALCALA TESTING & ANALYSIS SERVICES		85	5	6%	90
LEVY COUNTY DEPARTMENT OF HEALTH		65	25	28%	90
MANATEE COUNTY JAIL		89	1	1%	90
WALGREENS 2941		86	4	4%	90
Lanier Rehab		64	26	29%	90
ACE BIOMEDICAL LABS LLC		74	15	17%	89
FREEDOM INN AT TARPON SPRINGS		82	7	8%	89
EVENTEST, LLC		87	2	2%	89
MIAMI SHORES NURSING & REHAB		89			89
STUART LODGE LIVING LLC		66	23	26%	89
NORTH FLORIDA SPINE AND WELLNESS		69	20	22%	89
ATRIUM AT LIBERTY PARK		85	4	4%	89
CLYDE E LASSEN STATE VETERANS NURSING HOME		62	26	30%	88
BAYLOR GENETICS		75	13	15%	88
GOVERNOR'S CREEK HEALTH & REHABILITATION		87	1	1%	88
PRODUCTION HEALTH SAFETY MANAGEMENT		86	2	2%	88
GRAND ST PAUL CVS		85	3	3%	88

COVID-19: testing by laboratory

Data through May 31, 2021 verified as of Jun 1, 2021 at 09:25 AM

Data in this report are provisional and subject to change.

The numbers in the table below represent the number of Florida and non-Florida residents for whom test results were received by the Department of Health. A person can be tested by more than one laboratory and can have both positive and negative results. **Therefore, the sum of the numbers in each column will be larger than the total number of people tested.**

Reporting lab	Inconclusive	Negative	Positive	Percent positive	Total
TRINITY URGENT CARE		73	15	17%	88
HOLMES COUNTY HEALTH DEPARTMENT	1	74	13	15%	88
EISENHOWER ARMY MEDICAL CENTER		80	7	8%	87
BEACHES PEDIATRICS PA		82	5	6%	87
NORTH SHORE UNIVERSITY HOSPITAL LABORATORY		80	7	8%	87
BARNETT PARK☐		2	85	98%	87
BRANDON HEALTH AND REHABILITATION CENTER	1	85	1	1%	87
UNIVERSITY OF NEW MEXICO HOSPITAL		87			87
PACIFIC ANALYTICS			87	100%	87
LAKE HOWELL FAMILY MEDICINE ASSOCIATES		70	17	20%	87
WALGREENS #12673		83	4	5%	87
BRILLIANCE ASSISTED LIVING		69	17	20%	86
DISCOVERY VILLAGE AT THE FORUM		86			86
CENTRAL FLORIDA PEDIATRICS		39	47	55%	86
ADVENTHEALTH MEDICAL GROUP MULTISPECIALTY			86	100%	86
ARCPPOINT LABS OF WEST PALM BEACH		43	43	50%	86
NICEVILLE URGENT CARE		38	48	56%	86
JACOBI MEDICAL CENTER		81	5	6%	86
GRAND VILLA OF DEL RAY WEST		80	6	7%	86
NORTH FLORIDA PHARMACY		76	10	12%	86
PENSACOLA DEVELOPMENTAL CENTER		67	19	22%	86
MEADOWCREST FAMILY PHYSICIANS PA	1	60	24	28%	85
PRMG - EAST NAPLES	1	73	11	13%	85
BioReference Laboratories, Inc		12	73	86%	85
NITE LITE PEDIATRICS – JACKSONVILLE		76	9	11%	85
STONY BROOK SOUTHAMPTON		83	2	2%	85
ARBOR OAKS AT TYRONE	9	74	2	2%	85
W. FRANK WELLS NURSING HOME		84	1	1%	85
Grand Villa of Clearwater		79	6	7%	85
BROWARD HEALTH MEDICAL CENTER CLINICAL LAB			85	100%	85
PINES OF SARASOTA GARDEN		84			84
PANCARE HEALTH - MALONE CLINIC		77	7	8%	84
VRL EUROFINs SAN RAMON		84			84
LONG TERM CARE OF JAY, LLC		63	21	25%	84
THE TRADITION OF THE PALM BEACHES		81	3	4%	84
GROWING TOGETHER PEDIATRICS, LLC		78	6	7%	84
MINUTECLINIC DIAGNOSTIC OF SOUTH CAROL		76	7	8%	83
GRAND VILLA OF ALTAMONTE SPRINGS		76	7	8%	83
MID FLORIDA PRIMARY CARE PA		69	14	17%	83
FERN PARK DEVELOPMENTAL CENTER		29	54	65%	83
CANOPY ON BERRYHILL, THE		51	32	39%	83
CLEARWATER PAIN MANAGEMENT ASSOCIATES		81	2	2%	83
MINUTECLINIC DIAGNOSTIC OF KANSAS, PA		74	9	11%	83
TAMPA URGENT CARE			83	100%	83
LABCORP EMPLOYER SERVICES		82	1	1%	83
LAKE CITY VA MEDICAL CENTER			83	100%	83
LAB PLUS, LLC AT SAINT THOMAS WEST HOSPITAL		68	14	17%	82

COVID-19: testing by laboratory

Data through May 31, 2021 verified as of Jun 1, 2021 at 09:25 AM

Data in this report are provisional and subject to change.

The numbers in the table below represent the number of Florida and non-Florida residents for whom test results were received by the Department of Health. A person can be tested by more than one laboratory and can have both positive and negative results. **Therefore, the sum of the numbers in each column will be larger than the total number of people tested.**

Reporting lab	Inconclusive	Negative	Positive	Percent positive	Total
THE PAVILION FOR HEALTH CARE		72	10	12%	82
ENCOMPASS HEALTH REHABILITATION HOSPITAL OF OCALA		81	1	1%	82
ROSECASTLE OF JACKSONVILLE LLC		80	2	2%	82
WEST VOLUSIA FAMILY AND SPORTS MEDICINE		75	7	9%	82
AIR, LAND & SEA PHYSICALS & CONSULTATIONS, LLC		81	1	1%	82
DEVELOPMENTAL DISABILITIES DEFENDANT PROGRAM		80	2	2%	82
Lexington Health and Rehabilitation Center		82			82
MEDCOR CORPORATE CLINIC		80	1	1%	81
NOMI HEALTH LAB SERVICES LLC		9	72	89%	81
PANCARE HEALTH - JACKSON COUNTY		68	13	16%	81
LAB		29	52	64%	81
SUMTER PEDIATRICS		76	5	6%	81
MICHAEL A VENAZIO MD		77	4	5%	81
BIO-TECH CLINICAL LABORATORIES		41	40	49%	81
BALMORAL TENANT SERVICES INC	1	43	36	45%	80
ORLANDO CLINICAL RESEARCH CENTER		77	3	4%	80
MICHAEL AKPEKE MD		70	9	11%	79
NORTH FLORIDA PEDIATRICS - JACKSONVILLE		71	8	10%	79
CBS LABS OF TAMPA LLC		3	76	96%	79
OPTIMAL CARE PEDIATRICS		57	22	28%	79
BRADFORD COUNTY HEALTH DEPARTMENT		78	1	1%	79
BOND CLINIC PA		46	33	42%	79
EDGEWATER AT WATERMAN VILLAGE		78	1	1%	79
ERDOX		74	5	6%	79
CENTRAL BALDWIN IMMEDIATE CARE & FAMILY PRACTICE		61	18	23%	79
VETERANS AFFAIRS MEDICAL CENTER - PALO ALTO		28	51	65%	79
Casa Mora Rehabilitation & Extended Care		76	2	3%	78
FAST PACE MEDICAL CLINIC, PLLC		65	13	17%	78
TOWERS HOME CARE☐		74	4	5%	78
ACCESS 365 URGENT CARE		51	27	35%	78
MULBERRY'S MOBILE PROVIDER SERVICES LLC☐		58	20	26%	78
LAKE MORTON PLAZA☐		75	3	4%	78
LUTHERAN HAVEN ASSISTED LIVING		78			78
ENCOMPASS HEALTH REHABILITATION OF ALTAMONTE		73	5	6%	78
DOH-WEST PALM BEACH BRANCH LABORATORY		3	75	96%	78
LPG PRIMARY CARE AT COLONIAL CENTER DRIVE		69	9	12%	78
BAYCARE MEDICAL GROUP		71	7	9%	78
NEW MEXICO STATE PUBLIC HEALTH DIVISION		78			78
THOMAS INTERNAL MEDICINE		65	13	17%	78
ORANGE CITY NURSING AND REHAB		75	2	3%	77
WOMENS CARE FLORIDA LABORATORY		70	7	9%	77
THE GOOD SHEPARDS OF DELAND-WEST		76	1	1%	77
PALM BAY URGENT CARE		31	46	60%	77
ASSOCIATED CLINICAL LABORATORIES		69	8	10%	77
HEALTH FIRST - PALM BAY HOSPITAL		2	75	97%	77
PALM RIVER COMMUNITY HEALTH CENTER		68	9	12%	77
WALGREENS 9627		71	6	8%	77

COVID-19: testing by laboratory

Data through May 31, 2021 verified as of Jun 1, 2021 at 09:25 AM

Data in this report are provisional and subject to change.

The numbers in the table below represent the number of Florida and non-Florida residents for whom test results were received by the Department of Health. A person can be tested by more than one laboratory and can have both positive and negative results. **Therefore, the sum of the numbers in each column will be larger than the total number of people tested.**

Reporting lab	Inconclusive	Negative	Positive	Percent positive	Total
BOND CLINIC DR ELDEEB		38	39	51%	77
PROMEDICA LABORATORIES		21	55	72%	76
MINUTECLINIC DIAGNOSTIC OF HAWAII LLC		69	7	9%	76
CAMP BOGGY CREEK		75	1	1%	76
CLINICAL PATHOLOGY ASSOCIATES-SONIC REFERENCE LAB		76			76
S-H THIRTY-FIVE OPCO- PORT ST LUCIE, LLC	1	75			76
EXPRESS CARE OF TAMPA BAY LLC	1	23	52	68%	76
WINDSOR REFLECTIONS		75	1	1%	76
SUNCOAST OPTIMAL WELLNESS		23	53	70%	76
BLUE SPRINGS SURGERY CENTER		76			76
DYNAMIC MEDICAL USA			76	100%	76
CHIPOLA QUICK CARE		67	9	12%	76
SOUTH BAY CORRECTIONAL FACILITY		69	7	9%	76
MOBILE PHYSICIAN SERVICES INC		68	8	11%	76
WELLSTAR KENNESTONE HOSPITAL		69	6	8%	75
ST JOSEPHS CHILDRENS OUTREACH		2	73	97%	75
ADVENTHEALTH EXPRESSCARE		45	30	40%	75
FLORIDA HEALTH CARE DELAND			75	100%	75
SOS MOBILE MEDICAL CARE LLC		63	12	16%	75
WATERCREST ST LUCIE WEST	1	69	5	7%	75
BROWARD HEALTH MEDICAL CENTER		3	72	96%	75
GOLDEN POND COMMUNITIES		74	1	1%	75
EAST HILL PHARMACY		55	20	27%	75
MED EXPRESS		6	69	92%	75
ELLKAY HEALTHCARE DATA PLUMBERS	52	19	4	5%	75
WALGREENS #05625		70	5	7%	75
WILSON MEMORIAL REGIONAL MEDICAL CENTER		71	4	5%	75
CITY OF OCALA EMPLOYEE HEALTH AND WELLNESS CENTER		68	7	9%	75
VIP WALK IN CLINIC		50	24	32%	74
INDIGO MANOR		24	50	68%	74
MD LABS		47	27	36%	74
EC OPCO PENSACOLA, LLC		73	1	1%	74
BOND AND STEELE CLINIC, PA		59	15	20%	74
WALGREEN		60	14	19%	74
CAREATC INC BRANDON	22	47	5	7%	74
NOAH CLINICAL LABORATORY		63	11	15%	74
SCOTT LAKE HEALTH AND REHABILITATION CENTER		71	3	4%	74
GV NAPLES OPCO, LLC		73	1	1%	74
MINUTECLINIC DIAGNOSTIC MEDICAL GROUP		69	5	7%	74
OAK MANOR NURSING HOME		70	4	5%	74
HARMONY CLINIC		1	73	99%	74
NORTH FLORIDA PEDIATRICS		57	17	23%	74
BROOKDALE OVIEDO		72	2	3%	74
EVIVIA		70	3	4%	73
LAKE CO EMPLOYEE HEALTH AND WELLNESS CENTER		65	8	11%	73
TGH URGENT CARE – WESLEY CHAPEL			73	100%	73
INTERNAL MEDICINE ASSOCIATES PA		68	5	7%	73

COVID-19: testing by laboratory

Data through May 31, 2021 verified as of Jun 1, 2021 at 09:25 AM

Data in this report are provisional and subject to change.

The numbers in the table below represent the number of Florida and non-Florida residents for whom test results were received by the Department of Health. A person can be tested by more than one laboratory and can have both positive and negative results. **Therefore, the sum of the numbers in each column will be larger than the total number of people tested.**

Reporting lab	Inconclusive	Negative	Positive	Percent positive	Total
MOORE DIAGNOSTIC LABORATORY, INC		73			73
SIDDH INC DBA SAN CARLOS PHARMACY		69	4	5%	73
Stratford Court of Palm Harbor		63	10	14%	73
SAFARI PEDIATRICS PA		71	2	3%	73
CONSULATE HEALTH CARE - LAKE MARY		72	1	1%	73
DISCOVERY VILLAGE AT PALM BEACH GARDENS		71	2	3%	73
SMH PHYSICIAN SERVICES INC		71	1	1%	72
Heritage Park Care and Rehabilitation		72			72
MINUTE CLINIC DIAGNOSTIC OF VIRGINIA, LLC		68	4	6%	72
GOOD SAMARITAN SOCIETY		72			72
HAVEN OF OUR LADY OF PEACE		72			72
KESHAV RX LLC		59	13	18%	72
HAWTHORNE INN OF LAKELAND		72			72
CRAIG BERGER MD PL D/B/A BAY AREA EYE INSTITUTE		72			72
ST FRANCIS HOSPITAL		64	8	11%	72
ADVENT HEALTH - PALM COAST		2	70	97%	72
UNITED MEDICAL LABS INC		71	1	1%	72
BIOREFERENCE LABORATORIES INC		11	60	85%	71
STERLING HOUSE OF TALLAHASSEE	3	62	6	8%	71
ADVANCED LAB		67	4	6%	71
INN AT ASTON GARDENS AT PELICAN POINTE,THE		67	4	6%	71
ADVENT HEALTH - LAKE MARY		61	10	14%	71
DOT DOC SARASOTA		63	8	11%	71
AMMON LABS		61	10	14%	71
CL BRUMBACK PRIMARY CARE CLINICS		17	54	76%	71
PLANTATION GENERAL HOSPITAL CLINICAL LAB		26	44	63%	70
ADVANCE URGENT CARE CENTER, LLC		22	48	69%	70
Highlands Regional Hospital		63	7	10%	70
USF HEALTH MORSANI CENTER		5	65	93%	70
THE CLUB AT BOYNTON BEACH, LLC		68	2	3%	70
CP/AIG PENSACOLA DEVELOPMENT LLC		67	3	4%	70
WELLMED AT NEW TAMPA		56	14	20%	70
CALHOUN COUNTY HEALTH DEPT		40	30	43%	70
SUNCOAST COMMUNITY HEALTH CENTERS PEDIATRICS		21	49	70%	70
SUMMIT AT VENICE	2	63	5	7%	70
REOPEN DIAGNOSTICS			69	100%	69
MEMORIAL MANOR		69			69
ADVENTHEALTH MEDICAL GROUP FAMILY & INTERNAL		35	34	49%	69
PINELLAS PARK FIRE DEPARTMENT		65	4	6%	69
ORLANDO ORTHOPAEDIC OUTPATIENT SURGERY CENTER		63	6	9%	69
HEALTHPARK MEDICAL CTR NURSING SVC		69			69
LINCOLN MEDICAL AND MENTAL HEALTH CENTER		66	3	4%	69
ENCOMPASS HEALTH REHABILITATION		66	3	4%	69
GENPATH			69	100%	69
SAN JOSE SENIOR CARE LLC	1	43	25	36%	69
HERITAGE HEALTHCARE AND REHABILITATION CENTER		69			69
CORAL GABLES HOSPITAL			69	100%	69

COVID-19: testing by laboratory

Data through May 31, 2021 verified as of Jun 1, 2021 at 09:25 AM

Data in this report are provisional and subject to change.

The numbers in the table below represent the number of Florida and non-Florida residents for whom test results were received by the Department of Health. A person can be tested by more than one laboratory and can have both positive and negative results. **Therefore, the sum of the numbers in each column will be larger than the total number of people tested.**

Reporting lab	Inconclusive	Negative	Positive	Percent positive	Total
PARKSIDE INN	3	64	2	3%	69
ATRIA PARK OF LAKE FOREST (WG HERITAGE LF LLC)		66	2	3%	68
BIG BOCA SMILES LLC		66	2	3%	68
ADVENTHEALTH MEDICAL GROUP FAMILY MEDICINE		63	5	7%	68
ADVENT HEALTH - MOUNT DORA		11	57	84%	68
AEL- MEMPHIS		17	51	75%	68
SOMERBY OF SANTA ROSA BEACH		59	9	13%	68
SAMFORD UNIVERSITY HEALTH SERVICES		67	1	1%	68
FLORIDA HEALTH CARE		8	60	88%	68
GREENSBORO PATHOLOGY LLC		55	12	18%	67
APC PEDIATRICS AT RYE ROAD MEDICAL PARK		63	4	6%	67
FLORIDA HOSPITAL PHYSICIAN GROUP		40	27	40%	67
MEASE MANOR INC		63	4	6%	67
Palms at Ponte Vedra Assisted Living and Memory Care		64	3	4%	67
NORTHSIDE HOSPITAL EMERGENCY DEPT		62	4	6%	66
PREMISE HEALTH MIA		27	39	59%	66
VENICE URGENT CARE – GULF COAST		7	59	89%	66
LAKE INTERNAL MEDICINE ASSOCIATES PA		58	8	12%	66
MEDLOGIC LABORATORIES		3	63	95%	66
EAST CENTRAL FLORIDA OUTPATIENT IMAGING		45	21	32%	66
Grace Rehabilitation of Vero Beach		65	1	2%	66
PINELLAS INTERNAL MEDICINE ASSOCIATES	1	60	5	8%	66
Bon Secours Maria Manor		60	6	9%	66
OKEECHOBEE URGENT CARE		17	49	74%	66
NORTH FLORIDA MEDICAL CENTER		59	7	11%	66
ADVENT HEALTH CENTRA CARE - WINTER GARDEN		20	46	70%	66
VETERANS AFFAIRS MEDICAL CENTER - GULF COAST		27	39	59%	66
HERNANDO COUNTY FIRE RESCUE DISTRICT		32	34	52%	66
AMERICAN FAMILY MEDICAL		53	13	20%	66
NEMOURS CHILDRENS PRIMARY CARE OVIEDO		51	15	23%	66
TROY REGIONAL MEDICAL CENTER		55	11	17%	66
MEDEX MEDICAL EXPRESS OF PALATKA			66	100%	66
FAMILY HEALTH CENTER		46	20	30%	66
FORT PIERCE FAMILY CARE INC		60	6	9%	66
CAPE REGIONAL MEDICAL CENTER		63	3	5%	66
MINUTECLINIC DIAGNOSTIC OF LOUISIANA,		63	3	5%	66
ENCOMPASS HEALTH REHABILITATION HOSPITAL OF PANAMA CITY		60	5	8%	65
HORIZON ALF		64	1	2%	65
VIERA HEALTH AND REHABILITATION CENTER		62	3	5%	65
MICHIGAN DEPARTMENT OF HEALTH AND HUMAN SERVICES	1		64	98%	65
NXGEN MDX		20	45	69%	65
DAVID POSNACK JEWISH DAY SCHOOL		65			65
SOUTHSIDE HOSPITAL NORTHWELL HEALTH LABORATORY		56	9	14%	65
LPG CONVENIENT CARE AT PINE ISLAND ROAD		59	6	9%	65
BROOKDALE CENTRE POINTE	1	64			65
SUMMER VISTA ASSISTED LIVING		38	27	42%	65
HUNT CLUB MEDICAL		34	31	48%	65

COVID-19: testing by laboratory

Data through May 31, 2021 verified as of Jun 1, 2021 at 09:25 AM

Data in this report are provisional and subject to change.

The numbers in the table below represent the number of Florida and non-Florida residents for whom test results were received by the Department of Health. A person can be tested by more than one laboratory and can have both positive and negative results. **Therefore, the sum of the numbers in each column will be larger than the total number of people tested.**

Reporting lab	Inconclusive	Negative	Positive	Percent positive	Total
GRAND VILLA OF ST. PETERSBURG		63	2	3%	65
OUT OF STATE		40	25	38%	65
WADSWORTH HEALTH CENTER		62	3	5%	65
S-H THIRTY FIVE OPCO - ORANGE CITY, LLC		55	10	15%	65
MINUTECLINIC DIAGNOSTIC OF NORTH CAROLINA		63	2	3%	65
CHILDREN'S HOSPITAL OF ALABAMA		64	1	2%	65
CARLTON SHORES HEALTH AND REHABILITATION CENTER		64	1	2%	65
ST CLOUD PHYSICIAN MANAGEMENT LLC DBA ST CLOUD		30	34	53%	64
SILVER LAKE PEDIATRICS PA		57	7	11%	64
SARNO FAMILY PRACTICE		46	18	28%	64
CINNAMON COVE ALF		63	1	2%	64
TRINITY AL SENIOR HOUSING LLC		45	19	30%	64
ENCOMPASS HEALTH REHABILITATION HOSPITAL OF MIAMI		63	1	2%	64
JOSEPH L MORSE GERIATRIC CENTER	2	59	3	5%	64
BURRY'S PHARMACY INC		39	25	39%	64
LIGHTHOUSE PEDIATRICS OF NAPLES		57	7	11%	64
ADVENTHEALTH MEDICAL GROUP PULMONOLOGY		57	7	11%	64
BAYOU GARDENS DUNEDIN LLC		64			64
GREENLEAF ALF		63	1	2%	64
Manor Care of Dunedin	1	54	9	14%	64
DEPT OF VA MED CENTE-WEST PALM BEACH			64	100%	64
CARE CENTERS OF NASSAU LLC MINER ROAD SOUTH		64			64
BEEHIVE HOMES OF GULF BREEZE		47	16	25%	63
HOLY NAME HOSPITAL LABORATORY		61	2	3%	63
MEDI CLINIC SARASOTA INC		62	1	2%	63
FINLAY CLINICAL LABORATORY		20	43	68%	63
ALL AMERICAN URGENT CARE			63	100%	63
MARQUIS LABS, LLC		61	2	3%	63
LONG ISLAND JEWISH MED CTR		57	6	10%	63
MAUREEN OROURKE-FUTEY			63	100%	63
SOUTH FLORIDA BAPTIST HOSPITAL			63	100%	63
MEASE CONTINUING CARE		61	2	3%	63
BIG BEND CARES, INC		55	8	13%	63
LAKELAND REGIONAL HEALTH		38	25	40%	63
GULFSIDE HOSPICE INC		59	4	6%	63
SARATOGA HOSPITAL LABORATORY		57	6	10%	63
EMERALD COAST HOSPICE		61	1	2%	62
MENTAL HEALTH CARE INC		53	9	15%	62
LEE MEMORIAL HEALTH SYSTEM		56	6	10%	62
PALM BAY PEDIATRICS		41	21	34%	62
SPRING MANOR ASSISTED LIVING		62			62
OVERLOOK HOSPITAL LABORATORY		57	5	8%	62
ALEXANDER NININGER STATE VETERANS		62			62
DAYTONA BEACH OPC		57	5	8%	62
ACTIVE SENIOR LIVING		60	2	3%	62
CDR MAGUIRE INC	1	7	54	87%	62
EMORY CLINIC, THE		58	4	6%	62

COVID-19: testing by laboratory

Data through May 31, 2021 verified as of Jun 1, 2021 at 09:25 AM

Data in this report are provisional and subject to change.

The numbers in the table below represent the number of Florida and non-Florida residents for whom test results were received by the Department of Health. A person can be tested by more than one laboratory and can have both positive and negative results. **Therefore, the sum of the numbers in each column will be larger than the total number of people tested.**

Reporting lab	Inconclusive	Negative	Positive	Percent positive	Total
WAVE CREST HEALTH AND REHABILITATION CENTER		59	3	5%	62
TUKA PEDIATRICS		8	54	87%	62
EVAN R SHAPIRO MD PA		62			62
TBI RESIDENTIAL SERVICES, INC.		51	11	18%	62
RITECARE MED CTR H			61	100%	61
ELITE HOME HEALTH SERVICES		61			61
VALENCIA HOUSE ALF		59	2	3%	61
WASHINGTON REHABILITATION AND NURSING CENTER		51	10	16%	61
EMORY UNIVERSITY HOSPITAL		52	9	15%	61
INTERNAL MEDICINE SPECIALIST		55	6	10%	61
OPTUMCARE SOUTH FLORIDA, LLC		51	9	15%	60
NORTH CAROLINA DEPARTMENT OF HEALTH & HUMAN SERVICES	1		59	98%	60
BOCA BIOLISTICS LLC		46	14	23%	60
INTERNAL LAB		50	10	17%	60
CITYMD OF MANAHAWKIN		57	3	5%	60
BARNES HEALTHCARE OF FLORIDA LLC		56	4	7%	60
WILLOWS AT WILDWOOD, THE		54	6	10%	60
FLORIDA MEDICAL CLINIC IM MLK		36	24	40%	60
THE PRESERVE AT CLEARWATER		58	2	3%	60
TWIN CREEKS ASSISTED LIVING & MEMORY CARE		57	3	5%	60
JACK BANDEL MD PA		56	4	7%	60
SONATA BOCA RATON		54	6	10%	60
PATIENTS CHOICE LAB OF IND, LLC		52	8	13%	60
Glen Oaks Health and REhabilitation		60			60
GRAND AVENUE RX			60	100%	60
IMMEDIATE CARE PA		56	4	7%	60
81ST MEDICAL GROUP		28	32	53%	60
RESIDENTIAL PLAZA AT BLUE LAGOON INC		55	4	7%	59
MILLENIUM PHYSICIANS GROUP		1	58	98%	59
LINCOLN DIAGNOSTIC LAB		57	2	3%	59
THE MEDICAL GROUP OF SOUTH FLORIDA INC		53	6	10%	59
CARDIOLOGY AND MEDICINE ASSOCIATES		43	16	27%	59
KEY WEST MEDICAL CENTER	1	51	7	12%	59
REGENCY PARK ASSISTED LIVING FACILITY		57	2	3%	59
HIALEAH HOSPITAL RESPIRATORY DEPT			59	100%	59
VOLUSIA COUNTY BRANCH JAIL		1	58	98%	59
MINUTECLINIC, LLC, DBA MINUTECLINIC #5		54	5	8%	59
Beacon OHSS		59			59
BIOTECH		52	7	12%	59
BUECHELE DENTAL PA DBA CLERMONT FAMILY DENTISTRY		49	10	17%	59
TNC WALK IN CLINIC		46	13	22%	59
ADVENT HEALTH EXPRESS CARE		7	52	88%	59
CONCENTRA URGENT CARE		55	4	7%	59
STEINHATCHEE FAMILY MEDICAL CENTER	1	50	8	14%	59
UHEALTH AT FISHER ISLAND			59	100%	59
CENTRA CARE - LAKE NONA		7	51	88%	58
Margate Health and Rehabilitation Center		56	2	3%	58

COVID-19: testing by laboratory

Data through May 31, 2021 verified as of Jun 1, 2021 at 09:25 AM

Data in this report are provisional and subject to change.

The numbers in the table below represent the number of Florida and non-Florida residents for whom test results were received by the Department of Health. A person can be tested by more than one laboratory and can have both positive and negative results. **Therefore, the sum of the numbers in each column will be larger than the total number of people tested.**

Reporting lab	Inconclusive	Negative	Positive	Percent positive	Total
GENTIVA HEALTH SERVICES CERTIFIED INC		54	4	7%	58
MARIANNA HEALTH AND REHABILITATION CENTER		57	1	2%	58
PROFESSIONAL PEDIATRICS		56	2	3%	58
KINDRED HOSPITAL CENTRAL TAMPA BLOOD GAS	1	52	5	9%	58
COOPER FAMILY MEDICAL, PLLC		48	10	17%	58
VPA PC LAB		48	10	17%	58
EP MEDICAL EQUIPMENT PHARMACY		50	8	14%	58
JFK MEDICAL CENTER NORTH LAB		1	56	98%	57
GENESIS DERMATOLOGY		53	4	7%	57
AMELIA ASSISTED LIVING FACILITY		57			57
THE CANOPY AT BERRYHILL		57			57
ASCENSION SACRED HEART BAY LABORATORY		54	3	5%	57
WEST ISLIP URGENT CARE		52	5	9%	57
LONG ISLAND UNIVERSITY - POST CAMPUS		52	5	9%	57
GRAND VILLA OF ENGLEWOOD		52	5	9%	57
BAY STREET PHARMACY☐		52	5	9%	57
LAKE COUNTY SCHOOLS EMPLOYEE HEALTH CENTER		44	13	23%	57
PENNSYLVANIA DEPARTMENT OF HEALTH BUREAU OF LABORATORIES			57	100%	57
IMA MEDICAL CENTER		38	19	33%	57
ALZHEIMERS CARE CENTER OF VIERA LTD		37	20	35%	57
KAPG FLEMING ISLAND SENIOR HOUSING OPCO LLC	1	56			57
NEW YORK PRESBYTERIAN - QUEENS DIAGNOSTIC		53	4	7%	57
MALCOM RANDALL DEPT OF VAMC			57	100%	57
TRADITIONAL HOME HEALTH OF PALM BEACH INC		55	2	4%	57
ROCHESTER GENERAL HOSPITAL LABORATORY		52	4	7%	56
TIFFANY HALL NURSING AND REHAB		44	12	21%	56
PATHOLOGY CONSULTANTS OF NEW MEXICO		56			56
EAGLES WATCH CLUSTER		47	9	16%	56
LEE COMMUNITY HEALTHCARE INC CAPE CORAL		53	3	5%	56
MEDI PARTNERS OF S FLORIDA LLC		56			56
LITTLE NECK URGENT CARE		54	2	4%	56
NITE LITE PEDIATRICS - PORT ST. LUCIE		47	9	16%	56
SONATA HUNTERS CREEK		47	8	15%	55
Jupiter Medical Center Pavilion		54	1	2%	55
HOUSE CALLS PROFESSIONAL LLC		51	4	7%	55
ROYAL PALM SENIOR RESIDENCE		55			55
OCCUPATIONAL HEALTH CENTERS OF THE SOUTHWEST PA		49	6	11%	55
SUNSHINE PEDIATRICS OF CENTRAL FLORIDA PL		52	3	5%	55
A & B PHARMACY		55			55
KENDALL REGIONAL MEDICAL CENTER LAB	3		52	95%	55
PREMIER MEDICAL ASSOCIATES ALL FLORIDA LLC		54	1	2%	55
HIGHLANDS COUNTY FIRE RESCUE		55			55
GRAND VILLA OF PINELLAS PARK		53	2	4%	55
SOUTHEAST GEORGIA HEALTH SYSTEM, INC		50	5	9%	55
CARE 4 U MANAGEMENT, INC			55	100%	55
ST. CLOUD MEDICAL GROUP		54			54
CDR MAGUIRE - MIAMI BEACH CC MISSION 17388		2	52	96%	54

COVID-19: testing by laboratory

Data through May 31, 2021 verified as of Jun 1, 2021 at 09:25 AM

Data in this report are provisional and subject to change.

The numbers in the table below represent the number of Florida and non-Florida residents for whom test results were received by the Department of Health. A person can be tested by more than one laboratory and can have both positive and negative results. **Therefore, the sum of the numbers in each column will be larger than the total number of people tested.**

Reporting lab	Inconclusive	Negative	Positive	Percent positive	Total
CERTUS MTD OPCP LLC		52	2	4%	54
CAMBRIDGE SECURITY SERVICES		51	3	6%	54
SARASOTA CO. HEALTH DEPT # 58		40	14	26%	54
UNITED LABORATORY SERVICES CORPORATION		38	16	30%	54
JUNIPER VILLAGE AT NAPLES		53	1	2%	54
ORCHID COVE AT DAYTONA		45	9	17%	54
FUTURE PEDIATRICS		51	3	6%	54
CLERMONT HEALTH AND REHAB		40	14	26%	54
PORT SAINT JOHN FAMILY PRACTICE		35	19	35%	54
CITY OF CAPE CORAL		40	14	26%	54
LPG PRIMARY CARE AT CAPE CORAL PARKWAY		46	8	15%	54
BASSETTI MEDICAL RESEARCH INC		35	19	35%	54
HOME CARE PHARMACY		53	1	2%	54
CVS MINUTE CLINIC DIAGNOSTIC OF NORTH CAROL		47	7	13%	54
MIAMI CLINICAL RESEARCH CORP		12	42	78%	54
FAMILY EXTENDED CARE OF PUNTA GORDA		54			54
QHC UPSTATE MEDICAL PC		43	11	20%	54
GRAND VILLA OF NEW PORT RICHEY		47	7	13%	54
APOLLOMDX LABS		32	22	41%	54
NORTHWESTERN UNIV JACOBS CTR COVID 19 TESTING SITE		54			54
QUOTIENT SCIENCES LABS LLC			53	100%	53
LABORATORY MEDICINE CONSULTANTS-LMC PA		49	4	8%	53
PANCARE HEALTH - BAY COUNTY - YOUNGSTOWN		48	5	9%	53
Osprey Point Nursing Center		51	2	4%	53
PINES NURSING HOME		51	2	4%	53
ALLIANCE COMMUNITY FOR RETIREMENT LIVING		53			53
COURTYARD GARDENS OF BOYNTON BEACH, LLC		50	3	6%	53
Citymd Of Toms River		46	7	13%	53
NIGHT LITE PEDIATRICS CENTER LLC		10	43	81%	53
ADVENT HEALTH MEDICAL GROUP OB GYN AT		47	6	11%	53
MISSION OAKS ASSISTED LIVING□		51	2	4%	53
THE PALMS PHARMACY, INC		50	3	6%	53
JACKSONVILLE PEDIATRICS		32	21	40%	53
FLAGLER HOSPITAL INC	2		51	96%	53
SOMERSET			53	100%	53
ST ANTHONYS PRIMARY CARE LLC/JACKSON STREET			53	100%	53
CIMA MEDICAL CENTER		52	1	2%	53
UNIVERSITY OF WEST FLORIDA, THE		52	1	2%	53
MINUTECLINIC DIAGNOSTIC OF LOUISIANA		50	3	6%	53
BITTINGS APOTHECARY INC		47	6	11%	53
MEDPEDS ASSOCIATES OF SARASOTA PA		47	5	10%	52
PEDIATRICS IN BREVARD-COCOA BEACH		47	5	10%	52
ADVENT HEALTH - LAKE WALES		40	12	23%	52
LYSTER ACH FT RUCKER AL		49	3	6%	52
MADISON COUNTY MEMORIAL HOSPITAL LABORATORY		15	37	71%	52
PHILLIPPE RIDGE		40	12	23%	52
ATRIA WILLOW WOOD		50	2	4%	52

COVID-19: testing by laboratory

Data through May 31, 2021 verified as of Jun 1, 2021 at 09:25 AM

Data in this report are provisional and subject to change.

The numbers in the table below represent the number of Florida and non-Florida residents for whom test results were received by the Department of Health. A person can be tested by more than one laboratory and can have both positive and negative results. **Therefore, the sum of the numbers in each column will be larger than the total number of people tested.**

Reporting lab	Inconclusive	Negative	Positive	Percent positive	Total
FELICIDAD MEDICAL CENTER		5	47	90%	52
ADVENT HEALTH		49	3	6%	52
LMH SKILLED NURSING UNIT		52			52
SNH BRFL TENANT LLC	2	50			52
ROADS PEDIATRICS,LLC		49	3	6%	52
AU MEDICAL CENTER, INC	1	46	5	10%	52
LPG PRIMARY CARE AT BONITA BAY LIFESTYLE CENTER		47	5	10%	52
EC OPCO TIMBERLIN PARC LLC		51			51
SOUTHEAST ALABAMA MEDICAL CENTER			51	100%	51
UNION MEDICAL CARE		51			51
BAYSIDE LABORATORIES INC		51			51
PATRICK MANOR INCORPORATED		51			51
AVANTE ST CLOUD		48	3	6%	51
SUNSHINE ASSISTED LIVING		51			51
SOUTH CAROLINA DEPT OF HEALTH AND ENVIRONMENT CONTROL		11	40	78%	51
WG EVERGREEN WOODS SH LLC		51			51
LPG PEDIATRICS AT PAGE FIELD		50	1	2%	51
THORNBURG PEDIATRICS		47	4	8%	51
WALGREENS #10373		49	2	4%	51
Grand Villa of Deerfield Beach		47	4	8%	51
INN AT THE FOUNTAINS, THE		34	17	33%	51
PRACTICE MANAGEMENT OF AMERICA, INC.		7	44	86%	51
BENTON HOUSE OF PORT ORANGE		44	7	14%	51
WALGREENS #04569		47	4	8%	51
CRESTVIEW IMMEDIATE CARE LL		27	24	47%	51
FLORIDA PEDIATRIC GROUP PA		42	9	18%	51
WEISS PEDIATRIC CARE LLC		37	14	27%	51
GULFVIEW MEDICAL INSTITUTE		51			51
Grand Villa of Dunedin		44	6	12%	50
HILA BECKERMAN MD LLC	1	45	4	8%	50
KISSIMMEE VA OUTPATIENT CLINIC		47	3	6%	50
MEDEMERGE		47	3	6%	50
MARCO ISLAND MEDICAL CENTER		37	13	26%	50
HEALTH FIRST - CAPE CANAVERAL HOSPITAL		1	49	98%	50
POPLAR HEALTHCARE PLLC	1	11	38	76%	50
BETHUNE-COOKMAN UNIVERSITY		32	18	36%	50
RAINBOW PEDIATRICS PC LLC / BREAKFAST POINT		39	11	22%	50
CARE ATC - ANDES			50	100%	50
REVA INC		46	4	8%	50
THE LODGE AND REHABILITATION CENTER		34	16	32%	50
PORT ST. LUCIE - ZAXBY'S		50			50
WELLMED AT PLANT CITY		29	21	42%	50
MARQUESA MEDICAL		46	4	8%	50
GRAMERCY PARK URGENT CARE		48	2	4%	50
NAPLES PEDIATRICS INC□		43	7	14%	50
A AND R RESEARCH GROUP LLC		45	5	10%	50
DOH		23	26	53%	49

COVID-19: testing by laboratory

Data through May 31, 2021 verified as of Jun 1, 2021 at 09:25 AM

Data in this report are provisional and subject to change.

The numbers in the table below represent the number of Florida and non-Florida residents for whom test results were received by the Department of Health. A person can be tested by more than one laboratory and can have both positive and negative results. **Therefore, the sum of the numbers in each column will be larger than the total number of people tested.**

Reporting lab	Inconclusive	Negative	Positive	Percent positive	Total
ALWAYS BEST CARE SENIOR SERVICES		44	5	10%	49
PASSPORT HEALTH ORLANDO		49			49
ADVENTIST HEALTH SYSTEM FLORIDA		34	15	31%	49
UNIPATH		25	24	49%	49
NORTHBROOK CENTER FOR		47	2	4%	49
S-H THIRTY FIVE OPCO - LUTZ, LLC		48	1	2%	49
USF		1	48	98%	49
ALLEGRO		47	2	4%	49
FHMG_CTR FOR SENIOR HEALTH		44	5	10%	49
HERNANDO ENDOSCOPY AND SURGERY CENTER		38	11	22%	49
CARE CENTERS OF NASSAU LLC MINER ROAD NORTH		49			49
CAREHERE LAKE SCHOOLS EMPLOYEE HEALTH CENTER		34	15	31%	49
THE TERRACE OF JACKSONVILLE		3	46	94%	49
UNIVERSITY BEHAVIORAL CENTER		49			49
Guardian Care Nursing and Rehabilitation Center		49			49
SOLARIS SENIOR LIVING NORTH NAPLES		48	1	2%	49
SOFT CELL LABORATORIES		45	4	8%	49
SOMA MEDICAL CENTER PA #3		10	39	80%	49
SEWANEE MOLECULAR DIAGNOSTICS LABORATO		48			48
ADVENTHEALTH MEDICAL GROUP FAMILY MEDICINE AT RDV		48			48
WINTER GARDEN REHAB AND NURSING CENTER		44	4	8%	48
ORLANDO HEALTH PRIMARY CARE PEDIATRICS		44	4	8%	48
PREMIER MEDICAL ASSOCIATES		46	2	4%	48
RIVERHEAD URGENT CARE		47	1	2%	48
INTERCOASTAL MEDICAL GROUP		2	46	96%	48
FAMILY CARE PARTNERS URGENT CARE LLC		39	9	19%	48
PALM BAY FAMILY PRACTICE		27	21	44%	48
ST JUDE LABORATORIES		43	5	10%	48
GRAND OAKS OF PALM CITY LLC	1	41	6	13%	48
URGENT CARE & WELLNESS CENTER		15	33	69%	48
BAY CENTER HURRICANE SHELTER		48			48
ALLIANCE OF PHYSICIANS AGAINST COVID-19		1	47	98%	48
BAPTIST URGENT CARE		44	4	8%	48
GRAND LIVING AT LAKEWOOD RANCH		47	1	2%	48
POINTE AT NEW PORT PLACE,THE		48			48
TRIPLE O MEDICAL SERVICES INC		43	5	10%	48
ISLAND URGENT CARE PLLC		44	4	8%	48
MORTON PLANT			48	100%	48
NORTH FLORIDA / SOUTH GEORGIA VETERANS HEALTH SYSTEM		1	47	98%	48
CAREMED INTERNAL MEDICINE		30	18	38%	48
SAN CARLOS PHARMACY		39	9	19%	48
CARILLON SPORTS AND FAMILY MEDICINE		37	11	23%	48
COURTYARD GARDENS OF JUPITER		48			48
COVANCE CENTRAL LABORATORY		34	14	29%	48
LEE PHYSICIAN GROUP		42	6	13%	48
WALGREENS 3145		44	3	6%	47
KINDRED HOSPITAL OCALA		43	4	9%	47

COVID-19: testing by laboratory

Data through May 31, 2021 verified as of Jun 1, 2021 at 09:25 AM

Data in this report are provisional and subject to change.

The numbers in the table below represent the number of Florida and non-Florida residents for whom test results were received by the Department of Health. A person can be tested by more than one laboratory and can have both positive and negative results. **Therefore, the sum of the numbers in each column will be larger than the total number of people tested.**

Reporting lab	Inconclusive	Negative	Positive	Percent positive	Total
FAMILY EXTENDED CARE OF WINTER HAVEN		45	2	4%	47
NAVARRE GARDENS		41	6	13%	47
COMPLETE HOME CARE OF THE PALM BEACHES LLC		43	4	9%	47
PARKSIDE HEALTH AND REHABILITATION CENTER		10	37	79%	47
LPG CONVENIENT CARE AT METRO		43	4	9%	47
PLAINVIEW URGENT CARE		44	3	6%	47
INTERLAB		1	46	98%	47
MOBILE DOC FL, LLC		29	18	38%	47
WALGREENS #15495	1	43	2	4%	46
ENCORE AT BOCA RATON, THE			46	100%	46
CARE HERE		21	25	54%	46
MID-FLORIDA PATHOLOGY, LLC		35	11	24%	46
UNION MEDICAL CARE PLLC		45	1	2%	46
BIOFIRE		11	35	76%	46
NEWPATH DIAGNOSTICS		38	8	17%	46
HARTFORD HEALTH SERVICES LLC		46			46
KAPG ST AUGUSTINE SENIOR HOUSING OPCO LLC		37	9	20%	46
GRADY HEALTH SYSTEM		45	1	2%	46
GEORGIA HEART CENTER (MSC 53), NAVICEN		43	3	7%	46
FLORIDA DEPARTMENT OF HEALTH CLAY COUNTY		32	14	30%	46
EAST MANATEE FAMILY	1	1	44	96%	46
UNIVERSITY HOSPITAL		39	7	15%	46
LOURDES HOSPITAL INC		44	2	4%	46
PREMIER PLACE HEALTHCARE AT THE GLENVIEW		46			46
CASS'S MOBILE HEALTH SERVICES		38	8	17%	46
COLLIER BLVD HMA PHYSICIAN MANAGEMENT LLC		46			46
ADULT MEDICINE OF LAKE COUNTY INC			46	100%	46
TRICORE REF LABS - UNIV OF NM		46			46
LUTHERAN HAVEN EXTENDED CONGREGATE CAR		46			46
H LEE MOFFITT CANCER CENTER MICRO		46			46
LPG PRIMARY CARE AT MATTHEW DRIVE		39	7	15%	46
EASTERN SHORE URGENT CARE		34	11	24%	45
VENICE REGIONAL BAYFRONT HEALTH			45	100%	45
CERON PEDIATRICS & INTEGRATIVE MEDICIN		43	2	4%	45
AVALON PARK RETIREMENT RESIDENCE		43	2	4%	45
MINUTE CLINIC DIAGNOSTIC OF VIRGINIA		38	7	16%	45
SOUTHPORT SQUARE HARBOUR HEALTH		45			45
REDI-MED WALK-IN FAMILY CARE			45	100%	45
BD MEDICAL SYSTEMS		43	2	4%	45
GRAND VILLA OF DELRAY EAST		45			45
D W MCMILLAN MEMORIAL HOSPITAL		34	11	24%	45
UNIVERSITY MEDICAL CTR OF PRINCETON AT		43	2	4%	45
WALK IN MEDICAL URGENT CARE		45			45
CITY OF NAPLES FIRE RESCUE		40	5	11%	45
NEOGENOMICS LABORATORIES INC		45			45
HALIFAX HEALTH URGENT CARE		24	21	47%	45
BENTON HOUSE OF ST. JOHNS		43	2	4%	45

COVID-19: testing by laboratory

Data through May 31, 2021 verified as of Jun 1, 2021 at 09:25 AM

Data in this report are provisional and subject to change.

The numbers in the table below represent the number of Florida and non-Florida residents for whom test results were received by the Department of Health. A person can be tested by more than one laboratory and can have both positive and negative results. **Therefore, the sum of the numbers in each column will be larger than the total number of people tested.**

Reporting lab	Inconclusive	Negative	Positive	Percent positive	Total
BRP SH OPCO LLC		45			45
IMA MEDICAL GROUP POINCIANA		18	27	60%	45
COLLIER URGENT CARE CENTERS		44	1	2%	45
BRONX LEBANON HOSPITAL-MEDICAL CENTER		41	4	9%	45
GUIDEWELL EMERGENCY MEDICINE DOCTORS LLC #33		31	14	31%	45
STUART URGENT CARE			45	100%	45
PIEDMONT HOSPITAL CLINICAL LABORATORY		42	3	7%	45
NEXT MOLECULAR ANALYTICS		14	31	69%	45
WHITE WILSON MEDICAL CENTER-DESTIN		44	1	2%	45
LARA HEALTH AND WELLNESS CENTER LLC		45			45
WESTPAC LABS INC	1	33	11	24%	45
Gulf Shore Care Center		39	5	11%	44
ACCESS MEDICAL LABORATORIES INC		36	8	18%	44
PALM POINT BEHAVIORAL HEALTH		44			44
FAMILY AND INTERNAL MEDICINE AT AVALON PARK		40	4	9%	44
NORTHWELL HEALTH PLAINVIEW HOSPITAL LABORATORY		35	9	20%	44
PEDIATRICS OF CENTRAL FLORIDA – SAINT CLOUD	2	40	2	5%	44
BAYCARE MEDICAL GROUP INC		3	41	93%	44
INNOVATIVE GX LABORATORIES		37	7	16%	44
WALGREENS_COCONUT CREEK		36	8	18%	44
THE MERIDIAN AT BOCA RATON	1	43			44
WELLMED AT BRANDON REGIONAL		36	8	18%	44
BENTON HOUSE OF CLERMONT		44			44
RADIOLOGY ASSOCIATES OF VENICE AND ENGLEWOOD		42	2	5%	44
MINUTE CLINIC LLC #2216		41	3	7%	44
ASHTON PLACE	3	37	4	9%	44
FLORIDA HOSPITAL		28	16	36%	44
MAKO MEDICAL		21	23	52%	44
PRINCETON VILLAGE		40	4	9%	44
HEALTHPARK MEDICAL CENTER ABG LAB		43	1	2%	44
ST AUGUSTINE PEDIATRIC ASSOC		37	6	14%	43
WOLFF CTR FOR CHILD & ADOLESCENT HEALTH PLLC,THE		26	17	40%	43
VETERANS AFFAIRS MEDICAL CENTER - NEW YORK HARBOR		41	2	5%	43
CENTERPLACE HEALTH		19	24	56%	43
STATCARE URGENT AND WALK-IN MEDICAL CA		40	3	7%	43
WHITE-WILSON MEDICAL CENTER		32	11	26%	43
HARMONY HEALTH OPCO, LLC		17	26	60%	43
DUVAL PHARMACY		32	11	26%	43
GRAND VILLA OF MELBOURNE		41	2	5%	43
ADVENT HEALTH CENTRA CARE - LAKELAND		30	13	30%	43
A & R RESEARCH GROUP		35	8	19%	43
MINUTE CLINIC DIAGNOSTIC OF NEW JERSEY		42	1	2%	43
ANDALUSIA HEALTH		26	17	40%	43
CITRUS CARE CLINIC			43	100%	43
MINUTECLINIC DIAGNOSTIC OF MICHIGAN		39	4	9%	43
BELVEDERE COMMONS OF SUN CITY CENTER		43			43
COMMUNITY MEDICAL CARE CENTER INC			43	100%	43

COVID-19: testing by laboratory

Data through May 31, 2021 verified as of Jun 1, 2021 at 09:25 AM

Data in this report are provisional and subject to change.

The numbers in the table below represent the number of Florida and non-Florida residents for whom test results were received by the Department of Health. A person can be tested by more than one laboratory and can have both positive and negative results. **Therefore, the sum of the numbers in each column will be larger than the total number of people tested.**

Reporting lab	Inconclusive	Negative	Positive	Percent positive	Total
LAKE MARY KIDS CENTRA CARE		33	10	23%	43
FIRST CHOICE URGENT CARE		12	31	72%	43
BRANCH MEDICAL CLINIC			43	100%	43
PACIFICA SENIOR LIVING OCALA		37	5	12%	42
KIVA AT CANTERBURY		25	17	40%	42
CLINICAL LABORATORY		42			42
UNDERGROUND FREE CLINIC		41	1	2%	42
CITRUS COUNTY HEALTH DEPARTMENT		36	6	14%	42
GENEXPERT			42	100%	42
LIFEBRITE LABORATORIES, LLC		41	1	2%	42
MINUTECLINIC LLC #4449		40	2	5%	42
GOOD SAMARITAN HOSPITAL LABORATORY		36	6	14%	42
STAT ONE URGENT CARE CENTER		2	40	95%	42
NIGHT LITE PEDIATRIC CENTER		10	32	76%	42
ADVENTHEALTH MEDICAL GROUP PEDIATRICS AT		20	22	52%	42
WASHINGTON COUNTY HEALTH DEPARTMENT		29	13	31%	42
VIRTUA		38	4	10%	42
CVS NV3210POCT LAS VEGAS		39	3	7%	42
LONGLEAF DIAGNOSTIC LABORATORIES		13	29	69%	42
ATRIA SAN PABLO		40	2	5%	42
BULLS HEAD URGENT CARE		40	2	5%	42
Atlantic Shore Nursing and Rehab		42			42
WG BAYPOINT VILLAGE SH LLC		40	2	5%	42
STETSON UNIVERSITY STUDENT HEALTH CENTER		3	39	93%	42
MAIMONIDES-SHALOM ACADEMY, INC		41	1	2%	42
ARTHREX MEDICAL CENTER EAST		25	16	39%	41
MORTON PLANT HOSPITAL - ADLER INSTITUTE OF LAB MEDICINE		3	38	93%	41
CAPITAL REGIONAL MEDICAL CENTER		2	39	95%	41
BOND CLINIC, PA		11	30	73%	41
UNIVERSITY OF ALABAMA		38	3	7%	41
ALPHA PHARMACY		38	3	7%	41
GRACE COMMUNITY PHARMACY		3	38	93%	41
MINUTE CLINIC DIAGNOSTIC OF TEXAS, LLC		37	4	10%	41
DCH REGIONAL MEDICAL CENTER LABORATORY		39	2	5%	41
PASSPORT HEALTH OF TAMPA BAY		31	10	24%	41
MEDEX MEDICAL EXPRESS OF PALATKA LLC			41	100%	41
PEDIATRICS OF CENTRAL FLORIDA KISSI		33	8	20%	41
LABORATORY ALLIANCE OF CENTRAL NEW YORK		39	2	5%	41
MINUTE CLINIC DIAGNOSTIC OF SC, LLC #75		39	2	5%	41
SOUTHCOR LABORATORY		7	34	83%	41
INSTANT MEDICAL CARE CENTER		40	1	2%	41
GRAND VILLA OF BOYNTON BEACH		40	1	2%	41
PRIDE DIAGNOSTICS		24	17	41%	41
FLORIDA HOSPITAL NEW SMYRNA		4	37	90%	41
LEE COMMUNITY HEALTHCARE INC NORTH FORT MYERS		40	1	2%	41
PECONIC BAY MEDICAL CENTER LABORATORY		32	9	22%	41
CROSSROADS URGENT CARE		26	15	37%	41

COVID-19: testing by laboratory

Data through May 31, 2021 verified as of Jun 1, 2021 at 09:25 AM

Data in this report are provisional and subject to change.

The numbers in the table below represent the number of Florida and non-Florida residents for whom test results were received by the Department of Health. A person can be tested by more than one laboratory and can have both positive and negative results. **Therefore, the sum of the numbers in each column will be larger than the total number of people tested.**

Reporting lab	Inconclusive	Negative	Positive	Percent positive	Total
MARYLAND DEPARTMENT OF HEALTH			40	100%	40
ST. MARYS MEDICAL CENTER		1	39	98%	40
MINUTECLINIC DIAGNOSTIC OF RHODE ISLAND, LLC #1544		39	1	3%	40
BEECHTREE MOLECULAR LAB LLC		31	9	23%	40
CLINICAL PATHOLOGY LABORATORIES, INC		40			40
FLORIDA MEDICAL CL ODOM TPA		25	15	38%	40
WARDE MEDICAL LABORATORY		31	9	23%	40
FLORIDA ENDOSCOPY & SURGERY CTR LLC		40			40
M&V SAN JOSE MEDICAL CENTER			40	100%	40
NORTH PINELLAS CHILDRENS MEDICAL CENTER			40	100%	40
APOLLO SURGERY CENTER		36	3	8%	39
BAY COUNTY JAIL ANNEX		34	5	13%	39
SOMA MEDICAL CENTER # 4		5	34	87%	39
EMORY CRAWFORD LONG HOSPITAL LABORATOR		35	4	10%	39
TAYLORVILLE FAMILY MEDICINE		32	7	18%	39
GMR EVENT SERVICES LLC DBA CROWDRX		39			39
CRANES VIEW LODGE		21	18	46%	39
CVS NC7047POCT DURHAM		38	1	3%	39
ROCKLAND URGENT CARE FAMILY HEALTH NP		37	2	5%	39
ISLAMORADA VILLAGE OF ISLANDS FIRE RESCUE		36	3	8%	39
STEWART MEDICAL GROUP, INC		21	18	46%	39
JUNIPER VILLAGE AT CAPE CORAL		34	5	13%	39
ECC PEDIATRICS		38	1	3%	39
GUYAN VALLEY WELLNESS CENTER		32	7	18%	39
AEGIS MEDICAL GROUP, LLC		36	3	8%	39
BAYSHORE PATHOLOGY CONSULTANTS PA		37	2	5%	39
METROPOLITAN CHARITIES INC		36	3	8%	39
WEINBERG VILLAGE		38	1	3%	39
BAPTIST MEDICAL GRP URGENT CARE & OCC HEALTH AIRPO		39			39
CEDAR CREEK AT KINGS BAY INC		39			39
WALGREENS COVID-19		27	12	31%	39
JUPITER MEDICAL CENTER PHYSICIANS GROUP, INC		34	5	13%	39
BROOKDALE BRANDON	1	38			39
ALABAMA CLINICS		23	16	41%	39
MINUTECLINIC, LLC, DBA MINUTECLINIC #2544		37	2	5%	39
CORAL HOUSE ASSISTED LIVING COMMUNITY LLC		39			39
CLINICAL RESEARCH SEQUENCING PLATFORM		8	31	79%	39
CORRECTIONAL MEDICAL GROUP		27	12	31%	39
JAMAICA HOSPITAL MEDICAL CENTER		34	4	11%	38
SANFORD PEDIATRIC ASSOCIATES, PA		33	5	13%	38
CLEARWATER EMPLOYEE HEALTH CLINIC		19	19	50%	38
CENTRAL FLORIDA HEALTH CARE INC WAUCHULA SITE 2		29	9	24%	38
AUTUMN OF SARASOTA		12	26	68%	38
HENDRY/GLADES COUNTY HEALTH DEPARTMENT		37	1	3%	38
MOLECULAR DIAGNOSTICS		5	33	87%	38
Life Care Center of Citrus County		37	1	3%	38
BAPTIST PEDIATRICS		33	5	13%	38

COVID-19: testing by laboratory

Data through May 31, 2021 verified as of Jun 1, 2021 at 09:25 AM

Data in this report are provisional and subject to change.

The numbers in the table below represent the number of Florida and non-Florida residents for whom test results were received by the Department of Health. A person can be tested by more than one laboratory and can have both positive and negative results. **Therefore, the sum of the numbers in each column will be larger than the total number of people tested.**

Reporting lab	Inconclusive	Negative	Positive	Percent positive	Total
HOMEWOOD RESIDENCE AT FREEDOM PLAZA		37	1	3%	38
MINUTE CLINIC, LLC DBA MINUTECLINIC #4505		35	3	8%	38
VISTACARE PHARMACY I		33	5	13%	38
INNOVATION CLINICAL TRIALS, INC			38	100%	38
WOMEN'S CARE FLORIDA, LLC		38			38
ARDEN COURTS OF WINTER SPRINGS		35	3	8%	38
EASYCARE WALK-IN CLINIC	1	15	22	58%	38
COLLIER HMA PHYSICIAN MANAGEMENT LLC		27	11	29%	38
DIXIE COUNTY HEALTH DEPARTMENT		28	10	26%	38
CCRC @ SUNFLOWER LLC		35	3	8%	38
MINUTECLINIC DIAGNOSTIC OF PENNSYLVANI		36	2	5%	38
CONNECTICUT DEPARTMENT OF HEALTH		22	16	42%	38
THE COLLIER AT NAPLES		36	1	3%	37
NORTHEAST GEORGIA MEDICAL CENTER		37			37
STATEN ISLAND UNIVERSITY HOSPITAL-POUCH		36	1	3%	37
PULSE & REMEDY LLC		22	15	41%	37
HOLZER HEALTH CENTER		5	32	86%	37
MINUTECLINIC DIAGNOSTIC OF TN PC #378		34	3	8%	37
MINUTECLINIC DIAGNOSTIC OF ILLINOIS L		31	6	16%	37
FAMILY EXTENDED CARE OF SEBRING INC		35	2	5%	37
PATHOGENIUS LABORATORIES		30	7	19%	37
STATCARE URGENT & WALK IN MEDICAL CARE		33	4	11%	37
BUREAU OF PUBLIC HEALTH	1	14	22	59%	37
ONE MILO		37			37
FAST PACE MEDICAL CLINIC		32	5	14%	37
ASSISTED LIVING OF BROWARD		37			37
ALAN A SMITH MD LLC		34	3	8%	37
TRADITIONAL HOME CARE INC		35	2	5%	37
MAINSTREET FAMILY URGENT CARE		1	36	97%	37
MINUTECLINIC DIAGNOSTIC OF SC, LLC #2		33	4	11%	37
SOUTHWEST LABS		37			37
COLORADO DEPARTMENT OF PUBLIC HEALTH AND ENVIRONMENT			37	100%	37
West Gate Village, LLC		37			37
ACCURATE DIAGNOSTIC LAB		35	2	5%	37
HR SARASOTA OPERATOR LLC		25	12	32%	37
PATHGROUP		9	28	76%	37
HOLLISMED LLC		35	2	5%	37
BOYKIN		37			37
PONCE THERAPY CARE CENTER		34	3	8%	37
FORT CAROLINE GARDENS, INC		34	3	8%	37
UNION CHD		33	3	8%	36
VIKOR SCIENTITIC		5	31	86%	36
MEDCOMP SCIENCES			36	100%	36
MINUTECLINIC, LLC #4230		32	4	11%	36
HARBORCHASE OF WELLINGTON CROSSING		34	2	6%	36
AHMG LAKE NONA PRIMARY CARE		36			36
FHMG-FLORIDA HOSPITAL MEDICAL GROUP		26	10	28%	36

COVID-19: testing by laboratory

Data through May 31, 2021 verified as of Jun 1, 2021 at 09:25 AM

Data in this report are provisional and subject to change.

The numbers in the table below represent the number of Florida and non-Florida residents for whom test results were received by the Department of Health. A person can be tested by more than one laboratory and can have both positive and negative results. **Therefore, the sum of the numbers in each column will be larger than the total number of people tested.**

Reporting lab	Inconclusive	Negative	Positive	Percent positive	Total
NCHD		22	14	39%	36
SANITAS		4	32	89%	36
PHYSICIAN ASSOCIATES LLC		26	10	28%	36
BVL/LITTLE ANGEL PEDIATRICS		36			36
JOSEF SCHENKER MD PC DBA CENTERS URGENT		34	2	6%	36
WILLAMETTE VALLEY TOXICOLOGY LLC		34	2	6%	36
Kensington Gardens		36			36
COOPER HEALTHCARE		33	3	8%	36
MARTHA'S HOUSE & ASSISTED LIVING FACILITY		36			36
FLORIDA PRESBYTERIAN HOMES INC		34	2	6%	36
TREEHOUSE PEDIATRICS		29	7	19%	36
LONG BEACH URGENT CARE		36			36
JACKSON HEALTH SYSTEM		2	34	94%	36
CARLOS F FUSTER MD PA		34	2	6%	36
VA MEDICAL CENTER			36	100%	36
ADVENT HEALTH - FISH MEMORIAL		3	33	92%	36
VILLA COURT LLC		36			36
CARDIOLOGY AND MEDICINE ASSOCIATES INC		35	1	3%	36
BAYCARE HEALTH SYSTEMS, LLC			35	100%	35
NTD EUROFINS ATLANTA		33	2	6%	35
LAKELAND NURSING AND REHABILITATION CENTER			35	100%	35
HUNTINGTON STATION URGENT CARE		34	1	3%	35
TUSCAN GARDENS OF DELRAY BEACH MANAGEMENT COMPANY,		34	1	3%	35
AMMON ANALYTICAL LABORATORIES		31	4	11%	35
CVS NC3516POCT WINSTON SALEM		31	4	11%	35
CHILDREN'S MEDICAL CENTER		1	34	97%	35
SOUTHEASTERN OUTPATIENT SURGERY CENTER		32	3	9%	35
METRO KNOXVILLE HMA		25	10	29%	35
GAMMA DIAGNOSTIC LAB LLC			35	100%	35
P23 LABS		35			35
IRL		4	31	89%	35
HARBOUR ISLAND PEDIATRICS		25	10	29%	35
FLORIDA DEPARTMENT OF HEALTH IN MONROE COUNTY		28	7	20%	35
MALABAR FAMILY PRACTICE		29	6	17%	35
INTERIM HEALTHCARE OF NORTHWEST FLORIDA INC		33	2	6%	35
MIGUEL E TREVINO MD PA		31	4	11%	35
ROSWELL PAIN SPECIALISTS	1	33	1	3%	35
POARCH BANC CREEK INDIANS TRIBAL HEALTH DEPARTMENT			35	100%	35
REDI-MED WALK IN FAMILY CLINIC			35	100%	35
MEDHELP 280		32	3	9%	35
CVS MINUTE CLINIC DIAGNOSTIC OF TN #6044		31	4	11%	35
JOINT AMBULATORY CARE CENTER		35			35
NEUROINTERNATIONAL SARASOTA		32	3	9%	35
CANCER RESEARCH LAB, BOB JONES UNIVERSITY		30	5	14%	35
BOCA TOXICOLOGY LLC		33	2	6%	35
WUESTHOFF MEMORIAL HOSPITAL			35	100%	35
MIDDLETOWN MEDICAL P C		25	10	29%	35

COVID-19: testing by laboratory

Data through May 31, 2021 verified as of Jun 1, 2021 at 09:25 AM

Data in this report are provisional and subject to change.

The numbers in the table below represent the number of Florida and non-Florida residents for whom test results were received by the Department of Health. A person can be tested by more than one laboratory and can have both positive and negative results. **Therefore, the sum of the numbers in each column will be larger than the total number of people tested.**

Reporting lab	Inconclusive	Negative	Positive	Percent positive	Total
HENDRY REGIONAL CORPORATE HEALTH			35	100%	35
PHOSPHORUS DIAGNOSTICS		27	8	23%	35
PBSO WEST PALM FAMILY PRACTICE		1	33	97%	34
THE SPRINGS OF PARC HILL		33	1	3%	34
ENGLEWOOD HOSPITAL AND MEDICAL CENTER		29	5	15%	34
ORLANDO FAMILY MEDICINE		17	17	50%	34
MINUTECLINIC DIAGNOSTIC OF TN PC #6435		31	3	9%	34
MINUTECLINIC DIAGNOSTIC OF TN, PC 374		29	5	15%	34
UTAH DEPARTMENT OF HEALTH			34	100%	34
LONG TERM CARE OF GULF BREEZE LLC		30	4	12%	34
ENT AND ALLERGY ASSOCIATES OF FLORIDA LLC		33	1	3%	34
OAKMONTE VILLAGE		33	1	3%	34
CVS NC7588POCT ASHEVILLE		30	4	12%	34
RAYMOND BASRI MD		32	2	6%	34
CIGNA PBSO WEST PALM		3	31	91%	34
PARAMOUNT WALK-IN CLINIC		1	33	97%	34
AYERS NURSING AND REHABILITATION CENTER		34			34
DELAWARE PUBLIC HEALTH LABORATORY		2	32	94%	34
ST VINCENTS AMBULATORY CARE INC DBA		31	3	9%	34
LAKE NONA MEDICAL SERVICE LLC		31	3	9%	34
KIDS CARE PEDIATRICS PA			34	100%	34
RASHDA ALBIBI M.D. P.A.		31	3	9%	34
ST PETER'S BENDER LABORATORY		33	1	3%	34
RESIDENCE AT BAY VUE		31	2	6%	33
BOND CLINIC		3	30	91%	33
SYNIVERSE WELLNESS CENTER		28	5	15%	33
WELLSTAR COBB HOSPITAL		29	4	12%	33
MINUTECLINIC INCORPORATE, LLC		29	4	12%	33
EVERLYWELL		19	14	42%	33
MINUTECLINIC DIAGNOSTIC OF TEXAS		29	4	12%	33
DSI MANAGEMENT LLC		33			33
Consulate Health Care of Orange Park		27	6	18%	33
GREENRIDGE GROUP HOME	3	11	19	58%	33
WESTWOOD NURSING AND REHABILITATION		28	5	15%	33
SANFORD MOBILE LAB PGA TOUR		32	1	3%	33
SANFORD MOBILE LAB		27	6	18%	33
OPIS COQUINA CENTER		32	1	3%	33
NIGHT LITE PEDIATRICS URGENT CARE CENTER			33	100%	33
IPSUM DIAGNOSTICS		3	30	91%	33
MINUTECLINIC, LLC #08366		28	5	15%	33
AMBRY GENETICS CORPORATION	23	10			33
VETERAN AFFAIRS MEDICAL CENTER - JAMES J PETERS		30	3	9%	33
VETERANS HOME		1	32	97%	33
STEINHATCHEE DRUGS		27	6	18%	33
ADVANCED URGENT CARE		12	21	64%	33
AHSE ROP		32	1	3%	33
PERDIDO URGENT CARE		1	32	97%	33

COVID-19: testing by laboratory

Data through May 31, 2021 verified as of Jun 1, 2021 at 09:25 AM

Data in this report are provisional and subject to change.

The numbers in the table below represent the number of Florida and non-Florida residents for whom test results were received by the Department of Health. A person can be tested by more than one laboratory and can have both positive and negative results. **Therefore, the sum of the numbers in each column will be larger than the total number of people tested.**

Reporting lab	Inconclusive	Negative	Positive	Percent positive	Total
MIDNIGHT MEDICINE			33	100%	33
SELECT PHYSICIANS ALLIANCE PL		33			33
NURSES HELPING HANDS INC ALF		33			33
CHILDRENS MEDICAL CENTER			33	100%	33
FIRST PHYSICIANS GROUP - LORRAINE CORNERS		33			33
ENGLEWOOD HEALTH PHYSICIAN NETWORK		31	2	6%	33
Wiregrass Rehabilitation Center and Nursing Home		29	3	9%	32
COLORADO DEPARTMENT OF HEALTH LABORATORY SERVICES DIVISION			32	100%	32
MADISON POINTE CARE CENTER		32			32
ADVENT HEALTH MEDICAL GROUP FAMILY AND INTERNAL MEDICINE AT AVALON PAR		28	4	13%	32
TREASURE ISLE LLC		32			32
J AND J VISTAKON EMPLOYEE HEALTH CENTER		31	1	3%	32
A LILIKO'I PHARMACY LLC		29	3	9%	32
WESTMINSTER ST AUGUSTINE		32			32
SHORE MEMORIAL HOSPITAL		28	4	13%	32
LAKE MARY - STIRLING CENTER SUITE 202			32	100%	32
GRAND VILLA OF PALM COAST		32			32
ALACHUA		20	12	38%	32
JOSEF SCHENKER MD PC		32			32
BAPTIST PRIMARY BLACK CREEK SOUTH			32	100%	32
INTERNAL MEDICINE LIPID AND WELNNESS PRACTICE		15	17	53%	32
MINUTECLINIC DIAGNOSTIC OF TN PC #6363		26	6	19%	32
HOPE HEALTHCARE		30	2	6%	32
MINUTECLINIC DIAGNOSTIC OF NORTH CAROLINA PC		29	3	9%	32
SUMMIT MEDICAL GROUP - 75 E NORTHFIELD		26	5	16%	31
DISCOVERY COMMONS AT BRADENTON		31			31
AMERICAN ESOTERIC LABORATORIES		15	16	52%	31
WALGREENS #04618		25	6	19%	31
FYZAMEDICAL, LLC		22	9	29%	31
TOTTENVILLE CIRCLE URGENT CARE		31			31
HOLIDAY MEDICAL ASSOCIATES		4	27	87%	31
LabCorp L#09258130 M#09258125		12	19	61%	31
OWL NOW URGENT CARE		11	20	65%	31
UR CARE FAMILY AND SPORTS MEDICINE			31	100%	31
SPRINGWOOD COURT		26	5	16%	31
PREMIER URGENT CARE CENTER LLC			31	100%	31
COMMUNITY HEALTH OF SOUTH FLORIDA			31	100%	31
COUNTY OF LOS ANGELES			31	100%	31
MINUTECLINIC DIAGNOSTIC OF RHODE ISLAND, LLC #212		31			31
CHIPOLA MEDICAL ASSOCIATES		11	20	65%	31
JOSEPH SCHENKER MD PC DBA CENTERS URGENT		27	4	13%	31
DAVID LAWRENCE CENTER		26	5	16%	31
CLINCLOUD, LLC			31	100%	31
MICHAEL J D'AMBROSE MD PA		29	2	6%	31
1 TOUCH TOTALCARE SOLUTIONS		28	3	10%	31
CENTER ONE SURGERY CENTER		25	6	19%	31
HEALTH FIRST - VIERA HOSPITAL		1	30	97%	31

COVID-19: testing by laboratory

Data through May 31, 2021 verified as of Jun 1, 2021 at 09:25 AM

Data in this report are provisional and subject to change.

The numbers in the table below represent the number of Florida and non-Florida residents for whom test results were received by the Department of Health. A person can be tested by more than one laboratory and can have both positive and negative results. **Therefore, the sum of the numbers in each column will be larger than the total number of people tested.**

Reporting lab	Inconclusive	Negative	Positive	Percent positive	Total
HOWARD BEACH URGENT CARE		29	2	6%	31
ADVENT HEALTH MEDICAL GROUP- FAMILY MEDICINE AT DR. PHILIPS		26	5	16%	31
MINUTECLINIC #788		29	2	6%	31
COLLIER ANESTHESIA PAIN LLC		31			31
MEDEXPRESS URGENT CARE - BLOOMINGTON		26	5	16%	31
CVA MINUTE CLINIC DIAGNOSTIC OF VIRGINIA, LLC		30	1	3%	31
TGH MEDICAL GROUP LABORATORY CARROLLWOOD			31	100%	31
MED LABS DIAGNOSTICS		11	19	63%	30
BOCA SIMON LAB		1	29	97%	30
BROOKWOOD BAPTIST MEDICAL CENTER		29	1	3%	30
P4CLINICAL	3	2	25	83%	30
RAINBOW PEDIATRICS		1	29	97%	30
EXPRESS FAMILY CARE LLC		11	19	63%	30
FLORIDA MEDICAL CLINIC - NEW TAMPA		25	5	17%	30
ST JOSEPHS HOSP OF ATLANTA/CLINIC LAB		28	2	7%	30
BROOKDALE UNIVERSITY HOSPITAL		27	3	10%	30
Okeechobee Health Care Facility		16	14	47%	30
PANCARE HEALTH - BONIFAY K-8			30	100%	30
THE TERRACE AT IVY ACRES ALF		11	19	63%	30
PREMIUM HEALTH CARE			30	100%	30
FORT VALLEY STATE UNIVERSITY		29	1	3%	30
MAYO CLINIC JACKSONVILLE		4	26	87%	30
SENIOR HEALTH OF WINTER PARK DUNDEE		30			30
BOCA BIOLISTIC REFERENCE LAB			30	100%	30
Clearwater Center		16	14	47%	30
ACCESS HEALTH CARE PHYSICIANS LLC		10	20	67%	30
COMPREHENSIVE CHILDCARE		24	6	20%	30
SUMMERGATE PHARMACY		28	2	7%	30
FORT SANDERS REGIONAL LABORATORY		29	1	3%	30
ADVENT HEALTH PRIMARY CARE PLUS, WINTER GARDEN		26	4	13%	30
WIREGRASS CLINIC LLC		24	6	20%	30
MINIMALLY INVASIVE VASCULAR INC		28	2	7%	30
TALLAHASSEE DEVELOPMENTAL CENTER☐		28	2	7%	30
WEST BROWARD CARE CENTER		24	6	20%	30
RELIANCE MEDICAL CENTER		21	9	30%	30
PEPIN ACADEMIES-PASCO		29	1	3%	30
OAK HARBOR ASSISTED LIVING FACILITY		27	3	10%	30
ROBERT H JENKINS JR VETERANS' DOMICILIARY HOME OF		27	3	10%	30
GRAND VILLA OF SARASOTA		29	1	3%	30
GERALD J KIVETT MD		27	3	10%	30
GASTROENTEROLOGY ASSOCIATES OF PENSACOLA PA		25	5	17%	30
PARK WEST MEDICAL CENTER		29	1	3%	30
HERITAGE WATERSIDE		27	3	10%	30
ROSLYN URGENT CARE		29	1	3%	30
ADVANCED HEALTHCARE ASSOCIATES		26	4	13%	30
AMEERAH LABS			30	100%	30
VASSAR BROTHERS MEDICAL CENTER LABORATORY		28	2	7%	30

COVID-19: testing by laboratory

Data through May 31, 2021 verified as of Jun 1, 2021 at 09:25 AM

Data in this report are provisional and subject to change.

The numbers in the table below represent the number of Florida and non-Florida residents for whom test results were received by the Department of Health. A person can be tested by more than one laboratory and can have both positive and negative results. **Therefore, the sum of the numbers in each column will be larger than the total number of people tested.**

Reporting lab	Inconclusive	Negative	Positive	Percent positive	Total
ADIRONDACK MEDICAL CENTER		29			29
RENAISSANCE SENIOR LIVING	1	28			29
LAKE NONA MEDICAL SERVICES		20	9	31%	29
UNIV OF ROCHESTER-STRONG MEMORIAL HOSP		28	1	3%	29
ADVENTHEALTH MEDICAL GROUP PEDIATRIC & ADOLESCENT		28	1	3%	29
CAPE CORAL HOSPITAL ABG LABORATORY		16	13	45%	29
CHARLOTTE CHD PORT CHARLOTTE		25	4	14%	29
DUVAL COUNTY HEALTH DEPARTMENT		29			29
PINELLAS 1 HOME HEALTH CARE CORP		28	1	3%	29
NEW YORK METHODIST HOSPITAL		25	4	14%	29
PRO HEALTH HARMONY		29			29
SUNTREE INTERNAL MEDICINE		29			29
URGENT CARE USA			29	100%	29
ATRIA LADY LAKE		29			29
STEWART MELBOURNE HOSPITAL			29	100%	29
UCLA HEALTHCARE CLINICAL LABS		23	6	21%	29
NEMOURS CHILDRENS CLINIC		22	7	24%	29
PALMS, THE		29			29
BOZEMAN HEALTH DEACONESS HOSPITAL		20	9	31%	29
CDC		17	12	41%	29
TIFFANY LAKE CARE CENTERS INC		28	1	3%	29
PALM GARDEN OF JACKSONVILLE		27	2	7%	29
UNIVERSITY OF ILLINOIS VETERINARY DIAG	1	27	1	3%	29
PHYSICIANS STAT		7	22	76%	29
PRIMECARE AT PORT ORANGE		5	24	83%	29
BIG BEND HOSPICE INC		29			29
BETHESDA HEALTH PHYSICIAN GROUP INC			28	100%	28
Cleveland Clinic Laboratories		4	24	86%	28
CANTON-POTSDAM HOSPITAL LABORATORY		27	1	4%	28
COASTAL COMPLETE CARE		14	14	50%	28
BROWARD HEALTH IMPERIAL POINT NURSING			28	100%	28
FAMILY CARE PARTNERS		18	10	36%	28
EXPRESS CARE OF TAMPA BAY		15	13	46%	28
PHYSICIANS CARE		24	4	14%	28
ST MARYS MEDICAL CENTER			28	100%	28
HUNT CLUB PEDIATRIC ASSOCIATES LLC		23	5	18%	28
STAT MED URGENT CARE		27	1	4%	28
GILCHRIST COUNTY JAIL		25	3	11%	28
ST VINCENT'S EAST		26	2	7%	28
CORONA NYC LAB		27	1	4%	28
NATIONAL MENTOR HEALTHCARE LLC			28	100%	28
EDEN AT CRESTVIEW		12	16	57%	28
MARION PEDIATRICS PA		21	7	25%	28
BROOKDALE PHILLIPPI CREEK			28	100%	28
LAKE PLACID HEALTH AND REHABILITATION		1	27	96%	28
PORT ST LUCIE HOSPITAL		25	3	11%	28
MINUTE-CLINIC DIAGNOSTIC OF VIRGINIA		23	5	18%	28

COVID-19: testing by laboratory

Data through May 31, 2021 verified as of Jun 1, 2021 at 09:25 AM

Data in this report are provisional and subject to change.

The numbers in the table below represent the number of Florida and non-Florida residents for whom test results were received by the Department of Health. A person can be tested by more than one laboratory and can have both positive and negative results. **Therefore, the sum of the numbers in each column will be larger than the total number of people tested.**

Reporting lab	Inconclusive	Negative	Positive	Percent positive	Total
PALMETTO PEDIATRICS			28	100%	28
FIRST CHOICE PEDIATRICS LOOP		25	3	11%	28
THE COMMONWEALTH OF MASSACHUSETTS		1	27	96%	28
URGENT CARE CENTER			28	100%	28
MINUTECLINIC, LLC, #4160		24	4	14%	28
ORANGE PEDIATRICS			28	100%	28
MONTEFIORE NEW ROCHELLE HOSPITAL		25	3	11%	28
ASTORIA HEALTH AND REHABILITATION CENTER		27	1	4%	28
KEY PRIMARY CARE			28	100%	28
FAST PACE MEDICAL CLINIC PLLC		26	2	7%	28
KIVA AT CANTERBURY, LLC		28			28
LEXINGTON PLACE SENIOR LIVING COMMUNITY		27			27
DELRAY BEACH FACIAL PLASTIC SURGERY		27			27
LOOP PEDIATRICS		22	5	19%	27
ADEPT INPATIENT MEDICAL SERVICES PC		27			27
CITY OF CLEARWATER EMPLOYEE HEALTH CENTER		16	11	41%	27
NOVANT HEALTH		18	9	33%	27
Summit Medical Group Westfield Lab		24	3	11%	27
EPIC REFERENCE LABS INC			27	100%	27
BROOKDALE SOUTHPPOINT			27	100%	27
MINUTECLINIC DIAGNOSTIC OF TN PC #320		19	8	30%	27
PULMONARY SPECIALISTS OF THE PALM BEACHES		16	11	41%	27
VICK STREET MANOR		27			27
URGENT FAMILY CARE INC		24	3	11%	27
Z UROLOGY		26	1	4%	27
CENTRAL FLORIDA PEDIATRIC URGENT CARE LLC		23	4	15%	27
USCG AIR STATION CLEARWATER CLINIC		26	1	4%	27
SPANISH RIVER HIGH SCHOOL ESE		23	4	15%	27
EMORY BENNETT VETERANS NURSING HOME	1	26			27
PALMS MEDICAL GROUP - LAKE CITY WEST		4	23	85%	27
ST ANTHONY'S HOSP PATIENT CARE SERVICE		1	26	96%	27
COASTAL SKIN SURGERY AND DERMATOLOGY		19	8	30%	27
49D2045214PHYSICIAN OFFICE WAIVER MEDEXPRESS URGENT CARE - HARRISONBU		18	9	33%	27
NEWYORK-PRESBYTERIAN/ LAWRENCE HOSPITAL LABORATORY		24	3	11%	27
SUNCOAST LABS			27	100%	27
LAKELAND HILLS CENTER		19	8	30%	27
EXPRESS CARE OF BELLEVIEW		27			27
CARENOW - DOWNTOWN NORTH GULCH		25	2	7%	27
CITY OF SANFORD EMPLOYEE HEALTH AND		25	2	7%	27
OHSU MOLECULAR MICROBIOLOGY LAB		26	1	4%	27
DALE MEDICAL CENTER		21	5	19%	26
ADVENT HEALTH - LAKE MARY PEDIATRICS		17	9	35%	26
SUNQUEST		3	23	88%	26
ABL MEDICAL CARE LLC			26	100%	26
JUST FOR KIDS PEDIATRICS		5	21	81%	26
MAGNOLIA PEDIATRICS		4	22	85%	26
DARDEN WELLNESS CENTER		23	3	12%	26

COVID-19: testing by laboratory

Data through May 31, 2021 verified as of Jun 1, 2021 at 09:25 AM

Data in this report are provisional and subject to change.

The numbers in the table below represent the number of Florida and non-Florida residents for whom test results were received by the Department of Health. A person can be tested by more than one laboratory and can have both positive and negative results. **Therefore, the sum of the numbers in each column will be larger than the total number of people tested.**

Reporting lab	Inconclusive	Negative	Positive	Percent positive	Total
MINUTECLINIC DIAGNOSTIC OF NORTH		22	4	15%	26
OAKTREE HEALTHCARE			26	100%	26
ADVENT HEALTH PARTIN SETTLEMENT HEALTH PARK		18	8	31%	26
KIMBERLY J HENDERSON MD PC		25	1	4%	26
WAKULLA COUNTY HEALTH DEPARTMENT		12	14	54%	26
ARCPPOINT LABS OF FORT LAUDERDALE		25	1	4%	26
DOC PAM PA		25	1	4%	26
LAKE HOWARD HEIGHTS	1	21	4	15%	26
LOT HEALTH SERVICES	1	25			26
BAYFRONT HMA CONVENIENT CARE, LLC		2	24	92%	26
Sovereign Laboratory Services, LLC		23	3	12%	26
SOUTH NASSAU COMMUNITIES HOSPITAL		22	4	15%	26
RJ LEE GROUP	1	23	2	8%	26
TREEHOUSE PEDIATRICS & FAMILY CARE		26			26
MD BEAUTY LABS, PA		24	2	8%	26
MONCRIEF ARMY HEALTH CLINIC			26	100%	26
EAST HILL MEDICAL GROUP		17	9	35%	26
INNOVATIVE RESEARCH OF WEST FLORIDA		23	3	12%	26
MORTON PLANT NORTH BAY HOSPITAL			26	100%	26
MINUTECLINIC DIAGNOSTIC PA		23	3	12%	26
CVS MINUTE CLINIC DIAGNOSTIC OF TEXAS LLC		22	4	15%	26
LIFELINK TISSUE BANK D/B/A LIFELINK TISSUE BANK		21	5	19%	26
THE MINIER URGENT CARE		20	6	23%	26
LAKES DIALYSIS CENTER INC			26	100%	26
PALM BEACH COUNTY FIRE RESCUE		24	2	8%	26
MINUTECLINIC, LLC #1586		17	9	35%	26
MEDEXPRESS URGENT CARE - SEMINOLE SQUA		23	2	8%	25
THE WATERMARK AT VISTAWILLA		25			25
MEDLAB INC		25			25
ST. CLOUD HOSPITAL		20	5	20%	25
STATE LAB		3	22	88%	25
OLIVE BRANCH HEALTH AND REHABILITATION CENTER			25	100%	25
ORANGE REGIONAL MEDICAL CENTER LABORATORY		20	5	20%	25
MIAMI BEACH MEDICAL GROUP			25	100%	25
NONA PEDIATRIC CENTER		19	6	24%	25
VILLAGES REHABILITATION AND NURSING CENTER		24	1	4%	25
BLOOMIN BRANDS WELLNESS CENTER	4	20	1	4%	25
SENIOR LIVING IV SUN CITY LLC		18	7	28%	25
GENOTOX LABORATORIES		22	3	12%	25
DOCTORS MEDICAL CENTER OF WALTON COUNTY CLINIC			25	100%	25
ATRIA AT ST JOSEPHS		24	1	4%	25
WESTPAC LABS		1	24	96%	25
ROSS MEDICAL GROUP			25	100%	25
FINLAY C. LABORATORY		4	21	84%	25
UNIV OF NORTH ALABAMA HEALTH CENTER		22	3	12%	25
STEWART MEDICAL GROUP INC			25	100%	25
TREASURE COAST URGENT CARE			25	100%	25

COVID-19: testing by laboratory

Data through May 31, 2021 verified as of Jun 1, 2021 at 09:25 AM

Data in this report are provisional and subject to change.

The numbers in the table below represent the number of Florida and non-Florida residents for whom test results were received by the Department of Health. A person can be tested by more than one laboratory and can have both positive and negative results. **Therefore, the sum of the numbers in each column will be larger than the total number of people tested.**

Reporting lab	Inconclusive	Negative	Positive	Percent positive	Total
JUPITER MEDICAL CENTER		1	24	96%	25
ENCOMPASS HOME HEALTH OF THE SOUTHEAST LLC		23	2	8%	25
NORTHSIDE HOSPITAL DULUTH		22	3	12%	25
SOUTH FLORIDA DIALYSIS CENTER		8	17	68%	25
GREEN GABLES ASSISTED LIVING FACILITY		25			25
MADWAR		19	6	24%	25
MC DIAGNOSTIC OF CONNECTICUT, PC #775		24	1	4%	25
MED + URGENT MEDICAL CARE SERVICES		24	1	4%	25
South Heritage Health and Rehab		25			25
Wesley Place on Honeysuckle		23	2	8%	25
TOTAL ACCESS URGENT CARE		1	24	96%	25
LEVY COUNTY SHERRIF'S DEPT		17	8	32%	25
RICH STREET GROUP HOME		18	7	28%	25
FEDERAL PRISON CAMP PENSACOLA			25	100%	25
ASURANCE SCIENTIFIC LABORATORIES		24	1	4%	25
WYCLIFFE BIBLE TRANSLATORS		25			25
MINUTECLINIC MINUTECLINIC #8746		24	1	4%	25
ADVENT HEALTH EXPRESS		9	16	64%	25
INTERVENTIONAL REHABILITATION OF SOUTH FLORIDA		16	8	33%	24
FLORENCE J HUNT STUDENT WELLNESS CENTER - HEALTH SERVICES (ABBOTT)		24			24
MINUTECLINIC, LLC #4507		22	2	8%	24
UAH STUDENT HEALTH CENTER		17	7	29%	24
ROBINSON FAMILY CLINIC PA		14	10	42%	24
WELLOW URGENT CARE		23	1	4%	24
ORANGE PARK PEDIATRIC ASSOCIATES		10	14	58%	24
TIMBERLANE LODGE ALF	1	16	7	29%	24
ERIC C MARSHAL MD, PC DBA MINUTECLINIC		23	1	4%	24
SONATA BOYNTON BEACH		21	3	13%	24
LAKEWOOD RANCH MEDICAL CENTER CLINICAL LAB			24	100%	24
TARPON BAYOU CENTER			24	100%	24
WESTMINSTER WOODS ON JULINGTON CREEK		22	2	8%	24
BROWNE MEDICAL		22	2	8%	24
GLEN COVE HOSPITAL		24			24
CL BRUMBACK PRIMARY CARE CLINIC LANTANA		2	22	92%	24
CARESPOT		3	21	88%	24
HEALTHY MINORS, LLC.		20	4	17%	24
HEALTH MED CENTERS		24			24
MAITLAND PRIMARY CARE		9	15	63%	24
ST ELIZABETH MEDICAL CENTER LABORATORY		21	3	13%	24
COURTYARDS OF ORLANDO		24			24
SARASOTA MEMORIAL NURSING & REHABILITATION CTR		24			24
EDWARD S BENNETT MD PLLC		24			24
PACIFICA SENIOR LIVING FORT MYERS		15	9	38%	24
TRINITY MEDICAL ASSOCIATES LLC			24	100%	24
ST CATHERINE OF SIENA HOSPITAL		22	2	8%	24
MADISON COUNTY MEMORIAL HOSP		12	12	50%	24
MAIMONIDES MEDICAL CENTER		21	3	13%	24

COVID-19: testing by laboratory

Data through May 31, 2021 verified as of Jun 1, 2021 at 09:25 AM

Data in this report are provisional and subject to change.

The numbers in the table below represent the number of Florida and non-Florida residents for whom test results were received by the Department of Health. A person can be tested by more than one laboratory and can have both positive and negative results. **Therefore, the sum of the numbers in each column will be larger than the total number of people tested.**

Reporting lab	Inconclusive	Negative	Positive	Percent positive	Total
ROWLETT MIDDLE ACADEMY		22	2	8%	24
PRIME CARE ONE LLC/HARBORCHASE OF VENICE			24	100%	24
RAINBOW PEDIATRIC CENTER		2	22	92%	24
WELLMED AT LAKE COPELAND		18	6	25%	24
AVENTIS BIO-SERVICES CTL		24			24
ADVANCED URGENT CARE CENTER		7	17	71%	24
CareATC - 15th Street Clinic			24	100%	24
LABORATORY DYNAMICS		20	4	17%	24
HERITAGE OAKS ASSISTED LIVING & MEMORY CARE		20	4	17%	24
STATEN ISLAND UNIVERSITY HOSPITAL		23	1	4%	24
CSH LAKE ORIENTA LP		24			24
ALAN SERURE MD		24			24
PHYSICIANS PRIMARY CARE OF SW FLORIDA PL		24			24
MED PLUS FLORENCE		20	4	17%	24
MID FLORIDA PATHOLOGY LLC		23	1	4%	24
PALM BEACH GARDENS MEDICAL CENTER			24	100%	24
THE CHAPPEL GROUP RESEARCH		24			24
HENNEPIN COUNTY MEDICAL CENTER (HCMC)		13	11	46%	24
BAYFRONT FAMILY HEALTH CENTER		3	20	87%	23
GLEN OAKS URGENT CARE		21	2	9%	23
UF HEALTH NORTH JACKSONVILLE			23	100%	23
NORTHWEST FLORIDA COMMUNITY HOSPITAL 3RD FLOOR		21	2	9%	23
ADVENT HEALTH - KISSIMMEE		6	17	74%	23
OMEGA LABORATORIES		19	4	17%	23
UNIVERSITY HILLS HEALTH AND REHABILITATION CENTER		18	5	22%	23
MINUTECLINIC DIAGNOSTIC OF MICHIGAN PC		22	1	4%	23
LAKEVIEW HEALTH CARE SYSTEMS		9	14	61%	23
FLORIDA HOSPITAL WINTER GARDEN		17	6	26%	23
LEE MEMORIAL HEALTH SYSTEM D/B/A		21	2	9%	23
WOODHOUSE INC		17	6	26%	23
COASTAL FAMILY PRACTICE		15	8	35%	23
MINUTECLINIC DIAGNOSTICS MEDICAL GROUP		22	1	4%	23
EGL GENETIC DIAGNOSTICS		1	22	96%	23
FLUSHING HOSPITAL MEDICAL CENTER		19	4	17%	23
MORRIS PARK URGENT CARE		20	3	13%	23
CONNECTDX		8	15	65%	23
MARQUES PEDIATRICS			23	100%	23
INTEGRATED FAMILY MEDICAL CENTER			23	100%	23
WUESTHOFF MEDICAL CENTER-MELBOURNE			23	100%	23
CITY OF LAKE MARY EMPLOYEE HEALTH CENTER		18	5	22%	23
CORE LABORATORY		1	22	96%	23
ORLANDO FAMILY PHYSICIANS INC		15	8	35%	23
VALLEY IMMEDIATE CARE		20	3	13%	23
NEW JERSEY		22	1	4%	23
COMMONWEALTH OF MASSACHUSETTS			23	100%	23
BARTON FAMILY PRACTICE		12	11	48%	23
MINUTECLINIC DIAGNOSTIC OF RHODE ISLAND, LLC #590		22	1	4%	23

COVID-19: testing by laboratory

Data through May 31, 2021 verified as of Jun 1, 2021 at 09:25 AM

Data in this report are provisional and subject to change.

The numbers in the table below represent the number of Florida and non-Florida residents for whom test results were received by the Department of Health. A person can be tested by more than one laboratory and can have both positive and negative results. **Therefore, the sum of the numbers in each column will be larger than the total number of people tested.**

Reporting lab	Inconclusive	Negative	Positive	Percent positive	Total
MC DIAGNOSTIC OF CONNECTICUT PC #459		23			23
VALHALLA MEDICS		23			23
CARESPOT EXPRESS HEALTHCARE			23	100%	23
WALGREENS #03391		18	5	22%	23
MC DIAGNOSTIC OF CONNECTICUT, PC #1960		23			23
FLORIDA HOSPITAL LABS		12	11	48%	23
ISLAND COAST PEDIATRICS PA		22	1	4%	23
NEW YORK PRESBYTERIAN - ALLEN HOSPITAL		23			23
BAYCARE MEDICAL GROUP INC			23	100%	23
PULSE MEDICAL GROUP INC			23	100%	23
CVS NC4165POCT BREVARD		15	8	35%	23
DAVID LAWRENCE CENTER INC		18	5	22%	23
SOMA MEDICAL CENTER, PA #4 FLORIDA MANGO		1	22	96%	23
REGENEXX TAMPA BAY		20	3	13%	23
PRIMARY CARE SPECIALISTS OF ORLANDO LLC		18	5	22%	23
URGENT CARE & FAMILY PRACTICE CENTER		4	19	83%	23
MEDEXPRESS URGENT CARE - TIMBERLAKE		20	3	13%	23
ST LUKES ROOSEVELT LABORATORY		20	3	13%	23
THE VILLAGES HEALTH		12	11	48%	23
MC DIAGNOSTIC OF CONNECTICUT , PC # 3		21	2	9%	23
MINUTE CLINIC DIAGNOSTIC OF TN PC #64		20	3	13%	23
GUARDANT HEALTH		17	6	26%	23
ADVENTHEALTH MEDICAL GROUP	1	16	6	26%	23
ESOTERIX GENETIC LABORATORIES		17	6	26%	23
NOBLE SENIOR LIVING		3	20	87%	23
TEXAS DEPARTMENT OF STATE HEALTH SERVICES		3	19	86%	22
MINUTE CLINIC DIAGNOSTIC OF SOUTH CAROLINA		18	4	18%	22
HELIX DIAGNOSTICS			22	100%	22
SOLE HEALTH LLC		22			22
MORNINGSIDE MANOR & VILLA ADULT CARE C		22			22
ELAN SPANISH SPRINGS		4	18	82%	22
EBEIDS MD PEDIATRICS		19	3	14%	22
MARATHON HEALTH FOR LIFE		19	3	14%	22
MINUTECLINIC DIAGNOSTIC OF TEXAS LLC		20	2	9%	22
VIGILINT HEALTHCARE		20	2	9%	22
OCEANSIDE URGENT CARE		22			22
CVS MINUTE CLINIC DIAGNOSTIC OF TEXAS, LLC		18	4	18%	22
KIDSWOOD PEDIATRICS CORP		6	16	73%	22
BASSETTI & ASSOCIATES, MD, PA			22	100%	22
MINUTECLINIC LLC # 3401		22			22
YUSRA MEDICAL ASSOCIATES PA		16	6	27%	22
BROOKDALE WEST BOYNTON BEACH		22			22
BIOREFERENCE LABORATORIES		8	14	64%	22
FLORIDA PEDIATRICS		6	16	73%	22
HARTFORD HOSPITAL ANCILLARY LAB		17	5	23%	22
SOUTH CAROLINA DEPARTMENT OF HEALTH			22	100%	22
CRITICAL MASS GATHERING MEDICINE PLLC		22			22

COVID-19: testing by laboratory

Data through May 31, 2021 verified as of Jun 1, 2021 at 09:25 AM

Data in this report are provisional and subject to change.

The numbers in the table below represent the number of Florida and non-Florida residents for whom test results were received by the Department of Health. A person can be tested by more than one laboratory and can have both positive and negative results. **Therefore, the sum of the numbers in each column will be larger than the total number of people tested.**

Reporting lab	Inconclusive	Negative	Positive	Percent positive	Total
ACM MEDICAL LABORATORY ALLIANCE		19	3	14%	22
COLUMBIA MEMORIAL HOSPITAL		22			22
SEAGRASS VILLAGE			22	100%	22
DIACARTA INC.		22			22
PEDIATRIC ASSOCIATES PA		17	5	23%	22
Floral Health and Rehabilitation, LLC		21	1	5%	22
CVS HEALTH, #3396		20	2	9%	22
KELLY'S ASSISTED LIVING FACILITY		22			22
GENTIVA HEALTH SERVICES		20	2	9%	22
JOHNS HOPKINS MEDICAL LABORATORIES		1	21	95%	22
THRIF-T DRUGS INC		20	2	9%	22
NAVAL MEDICAL CENTER SAN DIEGO	1		21	95%	22
MOBILE DIVISION LABORATORY		7	15	68%	22
ROCKLEDEGE REGIONAL MEDICAL CENTER		17	5	23%	22
MEDI STATION			22	100%	22
UC HEALTH UNIVERSITY HOSPITAL		19	3	14%	22
NORTH COUNTRY FAMILY HEALTH CENTER INC		22			22
GOOD SAMARITAN MEDICAL CENTER			22	100%	22
CVS TX7162POCT HOUSTON		21	1	5%	22
CVS NY491POCT JACKSON HEIGHTS		22			22
LPG PRIMARY CARE AT LABELLE		20	2	9%	22
OHIO CVS STORES, LLC DBA		19	3	14%	22
ST VINCENT'S URGENT CARE		19	3	14%	22
FIRST CHOICE PEDIATRICS WINTER SPRINGS		16	6	27%	22
PALATKA VA CBOC		21	1	5%	22
TEN HEALTHCARE		6	16	73%	22
FAMILY AND AFTER HOURS CARE		22			22
CVS MINUTE CLINIC DIAG OF IND, LLC #6549		19	2	10%	21
INTERNATIONAL MEDICAL LABORATORY INC		21			21
Citymd Of Lacey		18	3	14%	21
CVS PHARMACY		1	20	95%	21
CARESPOT OF NOCATEE		1	20	95%	21
CLINICAL PATHOLOGY LABORATORIES SOUTHEAST			21	100%	21
PICHARDO CLINIC, THE		19	2	10%	21
RHODE ISLAND DEPARTMENT OF HEALTH			21	100%	21
MINUTECLINIC DIAGNOSTIC OF TN PC #566		17	4	19%	21
SHELBY BAPTIST MEDICAL CENTER		16	5	24%	21
CVS MINUTE CLINIC DIAGNOSTIC MED GRP OF CA		21			21
WACO HHSSURGEWACO	1	17	3	14%	21
REGENCY SQUARE MALL - SEARS		4	17	81%	21
WELLSTAR NORTH FULTON HOSPITAL LABORAT		19	2	10%	21
URGENT TEAM		17	4	19%	21
CLEVELAND CLINIC FLORIDA		1	20	95%	21
THE CANOPY AT HARPER LAKE	1	1	19	90%	21
MINUTECLINIC LLC #5176		18	3	14%	21
ROBERT WOOD JOHNSON UNIVERSITY HOSP		19	2	10%	21
WINTER PARK FAMILY PRACTICE LLC		17	4	19%	21

COVID-19: testing by laboratory

Data through May 31, 2021 verified as of Jun 1, 2021 at 09:25 AM

Data in this report are provisional and subject to change.

The numbers in the table below represent the number of Florida and non-Florida residents for whom test results were received by the Department of Health. A person can be tested by more than one laboratory and can have both positive and negative results. **Therefore, the sum of the numbers in each column will be larger than the total number of people tested.**

Reporting lab	Inconclusive	Negative	Positive	Percent positive	Total
TINA'S ASSISTED LIVING FACILITY CORP		21			21
ESTATES MEDICAL CENTER		12	9	43%	21
UPMC CHAUTAUQUA AT WCA LABORATORY		20	1	5%	21
JEFFERSON K-12, A SOMERSET SCHOOL- CLINIC		17	4	19%	21
URGENT CARE OF NEW YORK		20	1	5%	21
MINUTECLINIC, LLC, DBA MINUTECLINIC #6		18	3	14%	21
CVS MINUTE CLINIC, LLC #22		20	1	5%	21
GRACE WELLNESS CENTER		8	13	62%	21
ROCKLEDGE FAMILY HEALTH			21	100%	21
GOOD SAMARITAN SOCIETY OF DAYTONA		16	5	24%	21
SELECT PHYSICIANS ALLIANCE		21			21
CARENOW URGENT CARE-BRENTWOOD		15	6	29%	21
BAY PEDIATRICS PA		18	3	14%	21
HARLEM HOSPITAL CENTER		20	1	5%	21
TENNESSEE DEPARTMENT OF HEALTH		15	6	29%	21
ST JUDE CHILDRENS RESEARCH HOSPITAL		21			21
PRIMECARE OF DOTHAN-DALEVILLE CLINIC		16	5	24%	21
POINT OF CARE CLINICS PRIMARY CARE		20	1	5%	21
CVS NC2357POCT HUNTERSVILLE		19	2	10%	21
COMPREHENSIVE CHILDCARE ASSOCIATES		12	8	40%	20
CVS MINUTE CLINIC DIAGNOSTIC PA		15	5	25%	20
107TH PLACE GROUP HOME		20			20
FLORIDA COMMUNITY HEALTH CENTER OF ST. LUCIE		2	18	90%	20
REDITUS LABORATORIES			20	100%	20
FAMILY CARE CYPRESS CREEK		1	19	95%	20
MINUTECLINIC DIAGNOSTIC OF TN PC #643		16	4	20%	20
Atlanta VAMC		15	5	25%	20
PONCE PLAZA NURSING & REHAB CENTER		4	16	80%	20
WINSHIPS PHARMACY INC		20			20
MINUTE CLINIC		2	18	90%	20
MD PLUS URGENT CARE, LLC			20	100%	20
MASSACHUSETTS GENERAL HOSPITAL		2	18	90%	20
COLLEGE POINT URGENT CARE		17	3	15%	20
CVS GA2108POCT NORCROSS		17	3	15%	20
BRIDGEWAY HEALTH CLINICS INC		1	19	95%	20
PRIMARY CARE MEDICINE	1	13	6	30%	20
VIERA FAMILY MEDICINE AND WELLNESS		16	4	20%	20
ABC PEDIATRICS OF PORT ST LUCIE		18	2	10%	20
MCWHORTER SCHOOL OF PHARMACY		20			20
COMMUNITY HOME HEALTH CARE		20			20
MINUTE CLINIC LLC #2775		19	1	5%	20
ANYTIME LAB, LLC		18	2	10%	20
BEST MEDICAL CENTER		11	9	45%	20
PUTNAM COUNTY PUBLIC HEALTH UNIT		15	5	25%	20
BROOKDALE MANDARIN CENTRAL		7	13	65%	20
CONSOLIDATED LAB SERVICES		10	10	50%	20
FORT WALTON BEACH DEVELOPMENTAL CENTER		19	1	5%	20

COVID-19: testing by laboratory

Data through May 31, 2021 verified as of Jun 1, 2021 at 09:25 AM

Data in this report are provisional and subject to change.

The numbers in the table below represent the number of Florida and non-Florida residents for whom test results were received by the Department of Health. A person can be tested by more than one laboratory and can have both positive and negative results. **Therefore, the sum of the numbers in each column will be larger than the total number of people tested.**

Reporting lab	Inconclusive	Negative	Positive	Percent positive	Total
MINUTECLINIC DIAGNOSTIC OF OKLAHOMA		17	3	15%	20
MEDICAL EXPRESS CORP		18	2	10%	20
MC DIAGNOSTIC OF CONNECTICUT, PC #1966		20			20
SHIELDT3 LLC		20			20
DEPT OF VA MEDICAL CENTER - BAY PINES			20	100%	20
AVALON FAMILY RESORT ASSISTED LIVING LLC		20			20
CARENOW URGENT CARE-WEST END		14	6	30%	20
SONORA QUEST LABORATORIES			20	100%	20
PROFESSIONAL PARK PEDIATRICS PA			20	100%	20
CVS MINUTE CLINIC, LLC		15	5	25%	20
ADVENTIST HEALTH SYSTEM		16	4	20%	20
KAILOS GENETICS INC		17	3	15%	20
AUBURN COMMUNITY HOSPITAL		18	2	10%	20
ASHRAF MEDICAL GROUP PLLC DBA PULSE M		19	1	5%	20
WALGREENS #06416		19	1	5%	20
CALLAWAY CLINIC		14	6	30%	20
PRATTVILLE BAPTIST HOSPITAL		16	4	20%	20
CLINIC OF PEDIATRICS & GI MEDICINE INC		1	19	95%	20
ODYSSEY HEALTHCARE OF MARION COUNTY, LLC		19	1	5%	20
LAKE WORTH MANOR		19	1	5%	20
MED HEALTH SERVICES		18	1	5%	19
NO NAME		8	11	58%	19
STONE WASH CLINICAL LABORATORIES		2	17	89%	19
SEVEN RIVERS REGIONAL MEDICAL CENTER		5	14	74%	19
BAYVIEW MEDICAL		19			19
FORT HAMILTON URGENT CARE		19			19
AURORA UNIVERSITY WELLNESS CENTER		19			19
MINUTE-CLINIC DIAGNOSTIC OF VIRGINIA, LLC #2003		16	3	16%	19
MEDEXPRESS URGENT CARE, MOON TOWNSHIP		18	1	5%	19
SANTA ROSA COUNTY JAIL - WELLPATH			19	100%	19
INTEGRATED REGIONAL LABORATORIES - LARGO			19	100%	19
STAT MEDICAL CLINIC III INC		13	6	32%	19
LAKEVIEW HEALTH SYSTEMS			19	100%	19
MICHELLE S PAGE MD PA		18	1	5%	19
ANYLABTESTNOW		6	13	68%	19
CHELSEA NYC LAB		19			19
BAPTIST PRIMARY CARE PONTE VEDRA		13	6	32%	19
CLERMONT ADVENTHEALTH CENTRA CARE		1	18	95%	19
FRUITVILLE URGENT CARE			19	100%	19
MINUTECLINIC DIAGNOSTIC OF TN PC #6415		15	4	21%	19
ST. JUDES LABORATORIES		13	6	32%	19
St Joseph's Hospital & Medical Center		16	3	16%	19
ST JOSEPH HOSPITAL		18	1	5%	19
NORTHERN WESTCHESTER HOSPITAL LABORATORY		17	2	11%	19
MINUTECLINIC DIAGNOSTIC OF NEW MEXICO		19			19
JACKSON NORTH MEDICAL CENTER		2	17	89%	19
LOVING CARE OF THE TREASURE COAST LLC	1	13	5	26%	19

COVID-19: testing by laboratory

Data through May 31, 2021 verified as of Jun 1, 2021 at 09:25 AM

Data in this report are provisional and subject to change.

The numbers in the table below represent the number of Florida and non-Florida residents for whom test results were received by the Department of Health. A person can be tested by more than one laboratory and can have both positive and negative results. **Therefore, the sum of the numbers in each column will be larger than the total number of people tested.**

Reporting lab	Inconclusive	Negative	Positive	Percent positive	Total
IPSUM DIAGNOSTICS LLC		19			19
CORNER OAK ESTATE LLC		19			19
MINUTE CLINIC DIAGNOSTIC MED GRP		18	1	5%	19
JACKSON LABORATORY FOR GENOMIC MEDICIN		19			19
ELTINGVILLE CIRCLE URGENT CARE		18	1	5%	19
FOX FAMILY PRACTICE		19			19
FLORIDA HEART & VASCULAR MULTI SPECIALITY GROUP PA		18	1	5%	19
LAB INTERMARKET FACILITY LAB		1	18	95%	19
WALGREENS #07936		18	1	5%	19
YORKVILLE PEDIATRIC URGENT CARE		19			19
CAREHERE- LCS LEESBURG			19	100%	19
UM MILLER SCHOOL OF MEDICINE			19	100%	19
CARE POINT HEALTH & WELLNESS CENTER		19			19
ROYAL PALM MEDICAL GROUP, INC		19			19
ALL PEDIATRIC CARE			19	100%	19
CVS MINUTE CLINIC DIAGNOSTIC OF WISCONSIN		19			19
Crestwood Nursing Center		9	10	53%	19
THE CLINIC PREMISE HEALTH		13	6	32%	19
BENNETT PEDIATRICS		19			19
BAPTIST MEMORIAL HEALTH CARE		17	2	11%	19
OCEAN REEF MEDICAL CENTER, LLC			19	100%	19
WALGREENS #04176		14	5	26%	19
EMERALD COAST HOSPICE - CRESTVIEW		19			19
NANO HEALTH ASSOCIATES LLC		19			19
ADVENTIST HEALTH SYSTEM FLORIDA DEPT OF HEALTH		13	6	32%	19
MINUTE CLINIC LLC #5706		17	2	11%	19
SARASOTA MEDICAL CENTER		8	11	58%	19
SAVANNAH STATE UNIVERSITY, COUNSELING		19			19
UNIVERSITY OF MIAMI MILLER SCHOOL			19	100%	19
BAY COUNTY HEALTH DEPARTMENT		14	5	26%	19
URGENT CARE AT LONGWOOD			18	100%	18
BROOKDALE ST AUGUSTINE		1	17	94%	18
BERGEN NEW BRIDGE M		16	2	11%	18
TIFT REGIONAL HEALTH SYSTEM, INC		18			18
MINUTECLINIC, LLC #4682		13	5	28%	18
CARENOW URGENT CARE-DONELSON		13	5	28%	18
IONA COLLEGE HEALTH & WELLNESS CENTER		18			18
MEDEXPRESS URGENT CARE LEWISBURG		17	1	6%	18
GNT ASSOCIATES		17	1	6%	18
GS LABS		17	1	6%	18
CLEVELAND CLINIC			18	100%	18
TENDER CARE ALF		18			18
AURORA DIAGNOSTICS		6	12	67%	18
BRONSON FIRE DEPARTMENT		18			18
CVS MINUTE CLINIC DIAGNOSTIC OF VIRGINIA		18			18
MI CASA DORADA ASSISTED LIVING FACILIT		18			18
Terrace of Jacksonville		3	15	83%	18

COVID-19: testing by laboratory

Data through May 31, 2021 verified as of Jun 1, 2021 at 09:25 AM

Data in this report are provisional and subject to change.

The numbers in the table below represent the number of Florida and non-Florida residents for whom test results were received by the Department of Health. A person can be tested by more than one laboratory and can have both positive and negative results. **Therefore, the sum of the numbers in each column will be larger than the total number of people tested.**

Reporting lab	Inconclusive	Negative	Positive	Percent positive	Total
BROWARD MEDICAL AND URGENT CARE		18			18
MIRIMUS INC		1	17	94%	18
TPCA CLINICAL LABORATORIES		15	3	17%	18
MINUTECLINIC #8699		14	4	22%	18
MADISON CORE LABORATORIES		17	1	6%	18
XPRESS WELLNESS URGENT CARE			18	100%	18
HUNTINGTON URGENT CARE		17	1	6%	18
BLOOMINGDALE PEDIATRIC ASSOCIATES PA			18	100%	18
DR PHILLIPS MEDICAL WELLNESS CENTER		13	5	28%	18
INFEXIONSHIELD INC.		18			18
MINUTECLINIC DIAGNOSTIC OF VIRGINIA, LLC #1416		17	1	6%	18
GENERAL INTERNAL MEDICINE MEDICAL CTR CLINIC		13	5	28%	18
ADVENT HEALTH - WINTER HAVEN		8	10	56%	18
MINUTECLINIC DIAGNOSTICS OF IND, LLC		18			18
OSCEOLA ALF OPERATOR, LLC DBA□		18			18
ESTATES MEDICAL CENTER INC		4	14	78%	18
MINUTECLINIC DIAGNOSTIC OF ILLINOIS LL		16	2	11%	18
MONTEFIORE ST LUKE'S CORNWALL HOSPITAL		14	4	22%	18
WALGREEN EASTERN CO, INC		18			18
ADVENT HEALTH - ZEPHYRHILLS			18	100%	18
MORTON PLANT MEASE			18	100%	18
MEDEXPRESS URGENT CARE- MARYLAND		15	3	17%	18
MEDEXPRESS URGENT CARE - ROBINSON TWP, STEUBENVILLE PIKE		16	2	11%	18
MINUTECLINIC LLC (1435)		17	1	6%	18
MINUTE CLINIC LLC #5733		18			18
PPD - IXLAYER		17	1	6%	18
ASCENSION ST VINCENT'S PRIMARY CARE		1	17	94%	18
PRIMARY CARE WALK IN CLINIC PLLC			18	100%	18
PARROTT MEDICAL CLINIC			18	100%	18
MARION COUNTY HEALTH DEPARTMENT		17	1	6%	18
MOORINGS PARK OAKSTONE AT GREY OAKS		17	1	6%	18
CABOT RESERVE ON THE GREEN		18			18
INTERMOUNTAIN CENTRAL LAB		1	17	94%	18
HUDSON VALLEY HOSPITAL CENTER LABORATORY		17	1	6%	18
COMMUNITY HEALTH OF SOUTH FLORIDA INC			17	100%	17
BLOUNT MEMORIAL HOSPITAL		14	3	18%	17
WELLINGTON FAMILY PRACTICE		13	4	24%	17
MC DIAGNOSTIC OF CONNECTICUT, PC # 257		16	1	6%	17
COLETTA DRIVE GROUP HOME		17			17
RDX BIOSCIENCE INC		14	3	18%	17
UNIVERSITY OF ALABAMA - FUNGAL REFERENCE LABORATORY		12	5	29%	17
LILY'S PROMISE AL#12775		17			17
ALBIBI		1	16	94%	17
SOMA MEDICAL CENTER PA			17	100%	17
STARLING AT NOCATEE			17	100%	17
GOLDMAN SACHS HEALTH CENTER	1	15	1	6%	17
BELLEVUE HOSPITAL CENTER DEPARTMENT		17			17

COVID-19: testing by laboratory

Data through May 31, 2021 verified as of Jun 1, 2021 at 09:25 AM

Data in this report are provisional and subject to change.

The numbers in the table below represent the number of Florida and non-Florida residents for whom test results were received by the Department of Health. A person can be tested by more than one laboratory and can have both positive and negative results. **Therefore, the sum of the numbers in each column will be larger than the total number of people tested.**

Reporting lab	Inconclusive	Negative	Positive	Percent positive	Total
BAY BREEZE HEALTH AND REHABILITATION CENTER		9	8	47%	17
EMORY JOHNS CREEK HOSPITAL		17			17
FLORIDA KEYS CONCIERGE MEDICINE, LLC		15	2	12%	17
ATMORE NURSING CENTER		16	1	6%	17
URGENT CARE WEST CLINIC		14	3	18%	17
GENETIC TECHNOLOGICAL INNOVATIONS			17	100%	17
CARE NOW, INC		13	4	24%	17
UVMMC MICROBIOLOGY		16	1	6%	17
MINUTECLINIC DIAGNOSTIC OF VIRGINIA		17			17
MINUTECLINIC DIAGNOSTIC OF GEORGIA, LL		14	3	18%	17
DIEGO FALLON MD PA		6	11	65%	17
NORTHWESTERN MEMORIAL HOSPITAL			17	100%	17
BRYAN WHITFIELD MEMORIAL HOSPITAL		12	5	29%	17
HAPPY KIDZ PEDIATRICS PL		13	4	24%	17
HEALTHCARE NOW			17	100%	17
ADVANCED CARDIOVASCULAR DIAGNOSTICS		17			17
RESOLVE MOLECULAR DIAGNOSTICS		13	4	24%	17
GULF COAST VILLAGE HOME HEALTH INC		6	11	65%	17
CVS TN2179POCT MURFREESBORO		16	1	6%	17
MODMD LABORATORY		17			17
BAPTIST MEDICAL CENTER EAST		13	4	24%	17
HAVEN HOSPICE IN CHIEFLAND		9	8	47%	17
TRANSPLANT GENOMICS INC (EUROFINS)		17			17
CVS CA9715POCT THOUSAND OAKS		17			17
HOLLEY-NAVARRE MEDICAL CLINIC		7	10	59%	17
MARCO DRUGS AND COMPOUNDING		13	4	24%	17
NEMOURS CHILDREN'S URGENT			17	100%	17
MINUTECLINIC DIAG OF IND, LLC #6697		15	2	12%	17
MONTEFIORE MEDICAL CENTER LABORATORIES - WEILER		13	4	24%	17
MINUTECLINIC DIAGNOSTIC OF MAINE, LLC		15	2	12%	17
COAST MED URGENT CARE		16	1	6%	17
BROOKDALE CROWN POINT			17	100%	17
CVS TX7288POCT DALLAS		13	4	24%	17
UNIVERSITY LAB			17	100%	17
MONTEFIORE NYACK HOSPITAL AFFILIATED LABORATORY		15	2	12%	17
WALGREENS #04217		16	1	6%	17
UNIVERSITY OF MIAMI MILLER SCHOOL OF MEDICINE			17	100%	17
RIVERSIDE MEDICAL GROUP		16	1	6%	17
LEHIGH VALLEY HOSPITAL		3	14	82%	17
INHEALTH LIFE SCIENCES		6	11	65%	17
PARRISH HEALTH CENTER		14	3	18%	17
INN AT LAKE SEMINOLE SQUARE, THE		17			17
LYNN KEEFE, MD PEDIATRICS		14	3	18%	17
GENDERXPRESS/PICTURE ME PERFECT IMAGING		14	3	18%	17
MEDEXPRESS URGENT CARE - LAFAYETTE		16	1	6%	17
EAR NOSE & THROAT ASSOCIATES OF MANATEE PA		17			17
TOXUSALABS DBA CONNECTDX LABS		14	3	18%	17

COVID-19: testing by laboratory

Data through May 31, 2021 verified as of Jun 1, 2021 at 09:25 AM

Data in this report are provisional and subject to change.

The numbers in the table below represent the number of Florida and non-Florida residents for whom test results were received by the Department of Health. A person can be tested by more than one laboratory and can have both positive and negative results. **Therefore, the sum of the numbers in each column will be larger than the total number of people tested.**

Reporting lab	Inconclusive	Negative	Positive	Percent positive	Total
UNIVERSITY HOSPITAL UC HEALTH		11	6	35%	17
TITUSVILLE TOWERS ASSISTED LIVING		16			16
SANDPIPER CLUSTER		16			16
TMH FSU RAPID LABORATORY		2	14	88%	16
MIAMI BEACH MEDICAL GROUP LLC			16	100%	16
PRESBYTERIAN MEDICAL SERVICES		16			16
FAST TRACK URGENT CARE CENTER - TYRONE			16	100%	16
MINUTE CLINIC LLC #1909		15	1	6%	16
MINUTE CLINIC LLC #6765		16			16
MEDICINE AT LONGWOOD		16			16
VILLAGES HEALTH, THE		10	6	38%	16
MEDEXPRESS URGENT CARE - BENTON HARBOR		15	1	6%	16
ADVENTHEALTH MEDICAL GROUP INTERNAL MEDICINE		13	3	19%	16
EMBRY-RIDDLE AERONAUTICAL UNIVERSITY HEALTH		8	8	50%	16
MINUTE CLINIC DIAGNOSTIC OF SC, LLC #42		15	1	6%	16
NORTHWEST FLORIDA ENT, PA		5	11	69%	16
LEE COMMUNITY HEALTHCARE INC DUNBAR		14	2	13%	16
URGENT CARE CLINIC OF LINCOLN		14	2	13%	16
SRMC AVALON		9	7	44%	16
Heartland Healthcare Center Boca Raton		2	14	88%	16
NOVALIFE MEDSPA			16	100%	16
CVS PA6902POCT BRYN MAWR		14	2	13%	16
CENTRAL JERSEY URGENT CARE OF EATONTOW		15	1	6%	16
BONIFAY NURSING AND REHABILITATION CENTER			16	100%	16
STATEN ISLAND UNIVERSITY HOSPITAL SEGUINE AVE		13	3	19%	16
SURGERY CENTER OF CORAL GABLES LLC,THE		12	4	25%	16
ALL FLORIDA FAMILY & SPORTS MEDICINE		15	1	6%	16
CRUCIAL CARE		10	6	38%	16
WELLMED AT PORT ST LUCIE WEST		11	5	31%	16
METHODIST MEDICAL CENTER		13	3	19%	16
PROMUS DIAGNOSTICS, LLC			16	100%	16
NOVANT HEALTH GOHEALTH URGENT CARE-HARRISBURG		8	8	50%	16
SUFFRIDGE DRIVE GROUP HOME		16			16
MARION OAKS ASSISTED LIVING		16			16
ST JOSEPH WOMENS HOSPITAL			16	100%	16
FLORIDA MEDICAL ASSOCIATES LLC		9	7	44%	16
PROHEALTH CARE ASSOCIATES MOBILE		13	3	19%	16
MINUTE CLINIC OF KANSAS PA		9	7	44%	16
INTERNAL MEDICINE ASSOCIATES & SPECIALTIES INC		15	1	6%	16
NORTHSIDE HOSPITAL FORSYTH		14	2	13%	16
WISE'S DRUG STORE INC.,		14	2	13%	16
XERA MED RESEARCH			16	100%	16
CULINARY INSTITUTE OF AMERICA STUDENT	3	13			16
MINNEOLA PLACE A HOMEBRIDGE COMMUNITY		16			16
Lab MSMC Hialeah			16	100%	16
BVL PEDIATRICS		14	2	13%	16
PRO HEALTH FAMILY PHYSICIANS, NYSTROM		16			16

COVID-19: testing by laboratory

Data through May 31, 2021 verified as of Jun 1, 2021 at 09:25 AM

Data in this report are provisional and subject to change.

The numbers in the table below represent the number of Florida and non-Florida residents for whom test results were received by the Department of Health. A person can be tested by more than one laboratory and can have both positive and negative results. **Therefore, the sum of the numbers in each column will be larger than the total number of people tested.**

Reporting lab	Inconclusive	Negative	Positive	Percent positive	Total
BRIDGE DIAGNOSTICS			16	100%	16
VERO DIAGNOSTICS		15	1	6%	16
ALAN L MELOTEK MD		16			16
NORTHWEST FLORIDA SLEEP		1	15	94%	16
JOSEPH MIGNOGNA		13	3	19%	16
MINUTECLINIC DIAGNOSTIC OF RHODE ISLAND		13	3	19%	16
PROMEDICA LABORATORIES		11	5	31%	16
CLEVELAND TENNESSEE HOSPITAL COMPANY		14	2	13%	16
PIEDMONT ATHENS REGIONAL MEDICAL		14	2	13%	16
PANAMA CITY VITAS HOSPICE		16			16
CVS HEALTH, #2043		16			16
LONG ISLAND JEWISH VALLEY STREAM		15	1	6%	16
MINUTECLINIC DIAGNOSTIC OF NEW JERSEY, LLC # 7069		16			16
KETAMINE HEALTH CENTERS AT BONITA SPRINGS, LLC		16			16
ST AUGUSTINE PLANTATION		1	15	94%	16
UNAVAILABLE/UNKNOWN/NO INFORMATION FOUND			16	100%	16
MILLENNIUM PHYSICIAN GRP LLC NAPLES PINE RIDGE			16	100%	16
HODGES CLUSTER		2	14	88%	16
CVS NC187POCT CHARLOTTE		15	1	6%	16
IGENEX INC		16			16
DAVITA DIALYSIS		4	12	75%	16
OKEECHOBEE HEALTHCARE FACILITY			16	100%	16
INDIANA STATE DEPARTMENT OF HEALTH		1	15	94%	16
WESTERN NEW YORK IMMEDIATE MEDICAL CAR		14	2	13%	16
MINUTECLINIC MINUTECLINIC #8505		14	2	13%	16
JS HEALTHCARE INC		16			16
MADISON COUNTY HEALTH DEPARTMENT		8	8	50%	16
MEDEXPRESS URGENT CARE-ALTOONA		13	2	13%	15
HELGEMO & LIOU PEDIATRICS		11	4	27%	15
MEDLAB ASSOCIATES LLC		15			15
HIRAM COLLEGE HEALTH CENTER (ABBOTT)		13	2	13%	15
MINUTECLINIC DIAGNOSTIC OF NORTH CAROLINA, PC		14	1	7%	15
MEDLABS DIAGNOSTICS		11	4	27%	15
CVS MINUTE CLINIC DIAGNOSTIC		14	1	7%	15
Astoria Health and Rehab		15			15
OPIS ISLAND LAKE CENTER		13	2	13%	15
MINUTECLINIC, DIAGNOSTIC OF TEXAS, LL		14	1	7%	15
MEADOWCREST MOLECULAR DIAGNOSTICS, LLC			15	100%	15
MEDI-DRUG INC		13	2	13%	15
DESOTO HEALTH AND REHAB LLC		10	5	33%	15
RUSSELL MEDICAL CENTER		13	2	13%	15
HORIZON MEDICAL GROUP		13	2	13%	15
RICHMOND UNIVERSITY MEDICAL CENTER		12	3	20%	15
SINAI HOSPITAL OF BALTIMORE		15			15
BETH ISRAEL MEDICAL CENTER LABS		14	1	7%	15
FAMILY CARE CENTER OF ARLINGTON		10	5	33%	15
MINUTECLINIC DIAGNOSTIC OF TN, PC 6438		13	2	13%	15

COVID-19: testing by laboratory

Data through May 31, 2021 verified as of Jun 1, 2021 at 09:25 AM

Data in this report are provisional and subject to change.

The numbers in the table below represent the number of Florida and non-Florida residents for whom test results were received by the Department of Health. A person can be tested by more than one laboratory and can have both positive and negative results. **Therefore, the sum of the numbers in each column will be larger than the total number of people tested.**

Reporting lab	Inconclusive	Negative	Positive	Percent positive	Total
MINUTECLINIC, LLC #1492		15			15
LAKE CO SCHOOLS EMPLOYEE HEALTH & WELLNESS CENTER	1	11	3	20%	15
WELLMED AT SOUTH PARSONS		11	4	27%	15
MINUTECLINIC DIAGNOSTIC OF TN PC #386		13	2	13%	15
MC DIAGNOSTIC OF CONNECTICUT, PC #1043		15			15
Consulate Health Care at West Altamonte		3	12	80%	15
BESSENT ROAD GROUP HOME		15			15
EASTLAKE PEDIATRICS - TRINITY		15			15
SUNCOAST COMMUNITY HEALTH CENTERS INC		4	11	73%	15
TELEVISIT MALABAR PEDIATRICS		5	10	67%	15
VA Primary Care Clinic at Meharry		14	1	7%	15
MINUTECLINIC, LLC, DBA MINUTECLINIC #6106		13	2	13%	15
FLORIDA DEPARTMENT OF HEALTH IN HILLSBOROUGH COUNTY		1	14	93%	15
MILTON 4707		15			15
CVS NY549POCT RIDGEWOOD		12	3	20%	15
MINUTECLINIC, LLC, DBA MINUTECLINIC #2		13	2	13%	15
PHELPS HOSPITAL LABORATORY		13	2	13%	15
Hackensack Umc Mountainside		14	1	7%	15
CUSTEAD CARE CENTER HAVEN HOSPICE		12	3	20%	15
PREMIER LABORATORY SERVICES, LLC		5	10	67%	15
MINUTE CLINIC LLC #10203		12	3	20%	15
LIFE'S SPECIAL MOMENTS INC		15			15
EAST SIDE CLINICAL LABORATORY		13	2	13%	15
PATHLINE			15	100%	15
NEW YORK PRESBYTERIAN - LOWER MANHATTAN		15			15
CENTRAL JERSEY URGENT CARE		14	1	7%	15
OAKMONTE VILLAGE OF DAVIE			15	100%	15
DOCTORS HOSPITAL LAB MEDICAL OFFICE BUILDING			15	100%	15
DIATHERIX		13	2	13%	15
DELIVER MY MEDS CORP		15			15
BROOKLYN HOSPITAL CENTER DOWNTOWN CAMPUS		15			15
CVS TN5601POCT LENOIR CITY		13	2	13%	15
ALL 4 KIDZ PEDIATRICS		11	4	27%	15
SARASOTA - ROBERT L TAYLOR COMMUNITY CENTER		1	14	93%	15
CARDIOTHORACIC SURGERY OF HYDE PARK			15	100%	15
MEDEXPRESS URGENT CARE - CHRISTIANBURG		11	4	27%	15
UNIVERSITY HOSPITALS OF CLEVELAND		9	6	40%	15
CVS CT2210POCT RIVERSIDE		15			15
MELBOURNE FAMILY PRACTICE		13	2	13%	15
ORLANDO HEALTH		2	13	87%	15
The Evangelical Lutheran Good Samaritan Society		15			15
MEDHELP LAKESHORE PC		13	2	13%	15
MINUTE CLINIC DIAGNOSTIC OF VIRGINIA, LLC #1905		15			15
SKIN WELLNESS PHYSICIANS LLC		15			15
MC DIAGNOSTIC OF CONNECTICUT, PC #114		15			15
MEDEXPRESS URGENT CARE - PANTOPS		13	2	13%	15
WALK IN URGENT CARE			15	100%	15

COVID-19: testing by laboratory

Data through May 31, 2021 verified as of Jun 1, 2021 at 09:25 AM

Data in this report are provisional and subject to change.

The numbers in the table below represent the number of Florida and non-Florida residents for whom test results were received by the Department of Health. A person can be tested by more than one laboratory and can have both positive and negative results. **Therefore, the sum of the numbers in each column will be larger than the total number of people tested.**

Reporting lab	Inconclusive	Negative	Positive	Percent positive	Total
CVS TX8321POCT MCKINNEY		15			15
CVS TX8387POCT AUSTIN		15			15
FAMILY CARE			15	100%	15
GADSDEN REGIONAL MEDICAL CENTER		15			15
CVS GA2147POCT KENNESAW		11	4	27%	15
HEALTH MED HOME CARE, LLC		15			15
AJU GEORGE MD PA			15	100%	15
MIRACLE ALF INC		15			15
SOMA MEDICAL CENTER, P.A.			15	100%	15
OPTIONS FOR SENIORS INC DBA PALM KREST MANOR		12	3	20%	15
NIGHT OWL PEDIATRICS URGENT CARE			15	100%	15
LUCID DIAGNOSTICS LABS			14	100%	14
MINUTECLINIC DIAGNOSTIC OF ILLINOIS		12	2	14%	14
COLISEUM MED CTR LLC/COLISEUM MED CTRS		11	3	21%	14
MINUTECLINIC DIAGNOSTIC OF SC, LLC #4		13	1	7%	14
FG RAPID RESULTS LLC		8	6	43%	14
TALLAHASSEE PRIMARY CARE ASSOCIATES PA		12	2	14%	14
DOCTORS EXPRESS OF ST PETERSBURG		4	10	71%	14
DIAMOND SPEEDWAY DIALYSIS		1	13	93%	14
CVS CA9963POCT SAN DIEGO		14			14
TAPESTRY TALLAHASSEE WALDEN		14			14
CVS MA6505POCT NEWTON		14			14
OPTUM PRIMARY CARE		2	12	86%	14
BOCA SIMON		2	12	86%	14
CITY OF WEST PALM BEACH EMPLOYEE & FAMILY HEALTH		14			14
SOUTHEASTERN LABORATORY			14	100%	14
SUMMIT ATLANTIC SURGERY CENTER		14			14
MERCY MEDICAL CENTER		7	7	50%	14
WALGREENS #11378		14			14
CFS WELLNESS AND MED SPA LLC			14	100%	14
MINUTECLINIC, LLC, MINUTECLINIC #7637		12	2	14%	14
CVS HEALTH MINUTE CLINIC		1	13	93%	14
MINUTECLINIC DIAGNOSTIC OF VIRGINIA, LLC #255		14			14
SIGMUND LABS LLC		14			14
MED TECH SERVICES OF PALM BEACH INC		14			14
CVS PA1671POCT LANCASTER		14			14
NYU WINTHROP LABORATORY		14			14
CVS CA9113POCT CHULA VISTA		14			14
Lady Lake Specialty Care			14	100%	14
ARNOT OGDEN MEDICAL CENTER LABORATORY		14			14
FAMILY MEDICINE OF WESTON LLC		6	8	57%	14
MINUTECLINIC 7196		13	1	7%	14
EFFINGER HEALTH, PA		14			14
SOUTHEASTERN UNIVERSITY INC		14			14
ADVICE FOR OPTIMAL WELLNESS		11	3	21%	14
LYNN UNIVERSITY INC		14			14
THOMAS JEFFERSON UNIVERSITY HOSPITAL		4	10	71%	14

COVID-19: testing by laboratory

Data through May 31, 2021 verified as of Jun 1, 2021 at 09:25 AM

Data in this report are provisional and subject to change.

The numbers in the table below represent the number of Florida and non-Florida residents for whom test results were received by the Department of Health. A person can be tested by more than one laboratory and can have both positive and negative results. **Therefore, the sum of the numbers in each column will be larger than the total number of people tested.**

Reporting lab	Inconclusive	Negative	Positive	Percent positive	Total
DYNAMIC DNA LAB		1	13	93%	14
QUEENS UNIVERSITY OF CHARLOTTE		14			14
ALASKA PUBLIC HEALTH LAB		1	13	93%	14
RIVERSIDE COTTAGES AT THE SHORES, LLC			14	100%	14
MINUTECLINIC DIAGNOSTIC OF TN, PC 4992		14			14
MHHS All Lab Subsection		14			14
MINUTE CLINIC, LLC #1434		13	1	7%	14
UPS		12	2	14%	14
TLC FAMILY CARE HOME INC		14			14
EPIPHANY HEALTH		8	6	43%	14
ST CLOUD MEDICAL GROUP		12	2	14%	14
MINUTE-CLINIC DIAGNOSTIC OF VIRGINIA, LLC		14			14
MEDEXPRESS URGENT CARE MONACA		14			14
MINUTE CLINIC DIAG OF IND LLC #8674		14			14
CVS TN5639POCT FARRAGUT		11	3	21%	14
CARE ATC			14	100%	14
FAMILY PRACTICE ON THE GO		6	8	57%	14
PT&J REHAB - VILLAGE OF ROYAL PALM BEACH		12	2	14%	14
Solaris Healthcare Pensacola			14	100%	14
MINUTECLINIC DIAGNOSTIC OF TN, PC 6304		12	2	14%	14
EAST GEORGIA REGIONAL MEDICAL CENTER		13	1	7%	14
ORCHID COVE		3	11	79%	14
ACCESS HOME HEALTH OF FLORIDA LLC		14			14
HEALTHFIRST ADVENT HEALTH CENTRA CARE COCOA BEACH			14	100%	14
CVS MINUTE CLINIC DIAGNOSTIC OF TN #3293		13	1	7%	14
MY WELLNESS EXPRESS			14	100%	14
STEWART MELBOURNE HOSPITAL, INC	1		13	93%	14
HAVEN HOSPICE			14	100%	14
POLK CHD BARTOW		13	1	7%	14
MEDEXPRESS URGENT CARE-LATROBE		13	1	7%	14
NORTHEAST PEDIATRICS			14	100%	14
MINUTECLINIC DIANOSTIC OF VIRGINA, LL		13	1	7%	14
BAPTIST HEALTH			14	100%	14
CVS GA3766POCT DACULA		12	2	14%	14
MINUTE CLINIC DIAGNOSTIC OF NORTH CAROLINA		13	1	7%	14
DYNAMIC HEALTH CENTERS INC		9	5	36%	14
MINUTE CLINIC LLC #0169		12	2	14%	14
CAN COMMUNITY HEALTH, INC		12	2	14%	14
CVS MA1852POCT MEDWAY		14			14
CVS OH3301POCT WOODMERE		14			14
MEDEXPRESS URGENT CARE - SALEM		9	4	31%	13
CARENOW URGENT CARE-HERMITAGE		9	4	31%	13
MINUTECLINIC DIAGNOSTIC OF TN PC #5671		9	4	31%	13
AVENTURA HOSPITAL AND MEDICAL CENTER			13	100%	13
HARBOR CHASE OF JACKSONVILLE			13	100%	13
Signature Healthcare of Savannah		13			13
MAINSTREET FAMILY SELECT		1	12	92%	13

COVID-19: testing by laboratory

Data through May 31, 2021 verified as of Jun 1, 2021 at 09:25 AM

Data in this report are provisional and subject to change.

The numbers in the table below represent the number of Florida and non-Florida residents for whom test results were received by the Department of Health. A person can be tested by more than one laboratory and can have both positive and negative results. **Therefore, the sum of the numbers in each column will be larger than the total number of people tested.**

Reporting lab	Inconclusive	Negative	Positive	Percent positive	Total
AFC URGENT CARE - CEDAR GROVE		11	2	15%	13
MEYER PEDIATRICS CHTD		11	2	15%	13
MISSOURI DEPARTMENT OF HEALTH AND SENIOR SERVICES			13	100%	13
LAKELAND REGIONAL HEALTH GRASSLANDS		12	1	8%	13
ENCOMPASS HEALTH REHABILITATION HOSPITAL OF NORTH		13			13
GULF COAST MEDICAL GROUP		5	8	62%	13
ADVENTHEALTH MEDICAL GROUP CARE CLINIC AT		9	4	31%	13
MINUTECLINIC DIAGNOSTIC OF MINNESOTA		12	1	8%	13
CURATIVE		1	12	92%	13
BROOKDALE DELAND			13	100%	13
BARRANCO CLINIC,THE	3	9	1	8%	13
CVS CT1109POCT BETHEL		13			13
CLINICAL LABORATORY SERVICES			13	100%	13
MINUTECLINIC DIAGNOSTIC OF RHODE ISLAN		13			13
SOUTHEAST FAMILY HEALTHCARE CENTER			13	100%	13
VILLA OF KINGS AND QUEENS OF DELRAY		13			13
ESCAMBIA COMMUNITY CLINIC		2	11	85%	13
IN-OFFICE LAB		12	1	8%	13
ROCKLEDGE		3	10	77%	13
Sunnyside Care Center		13			13
NATIONAL GENETICS INST LABCORP		4	9	69%	13
MINUTECLINIC, LLC #244		12	1	8%	13
HNL LAB MEDICINE		10	3	23%	13
URGENT MEDICAL CENTER INC		5	8	62%	13
EAR NOSE AND THROAT ASSOCIATES OF MANATEE, P.A.		10	3	23%	13
PARKWEST MEDICAL CENTER		11	2	15%	13
CARROLL GARDENS URGENT CARE		13			13
ISLAND COAST PEDIATRICS IN-HOUSE LAB		12	1	8%	13
ACCENTCARE		13			13
MINUTE CLINIC, LLC #4650		11	2	15%	13
CVS SC2736POCT MURRELLS INLET		10	3	23%	13
CAPE CORAL URGENT CARE		9	4	31%	13
FLORIDA STATE HOSPITAL			13	100%	13
COMPASS URGENT CARE		8	5	38%	13
LAKELAND VOLUNTEERS IN MEDICINE INC		10	3	23%	13
CVS NC2313POCT RALEIGH		11	2	15%	13
CVS NC7213POCT MATTHEWS		10	3	23%	13
MINUTECLINIC, LLC, DBA MINUTECLINIC #4		12	1	8%	13
PHASE2 LABS	2	9	2	15%	13
SAMARITAN MEDICAL CENTER		13			13
SANDGATE GARDENS REHAB & NURSING CENTER		3	10	77%	13
HEART OF FLORIDA HEALTH CENTER INC		5	8	62%	13
MEDEXPRESS URGENT CARE - MAPLE DRIVE		12	1	8%	13
CVS NC3319POCT CHARLOTTE		10	3	23%	13
THE PLAZA AT PARKSQUARE		13			13
CVS TX8351POCT BEAUMONT		11	2	15%	13
MEDEXPRESS URGENT CARE - WILLIAMSPORT		12	1	8%	13

COVID-19: testing by laboratory

Data through May 31, 2021 verified as of Jun 1, 2021 at 09:25 AM

Data in this report are provisional and subject to change.

The numbers in the table below represent the number of Florida and non-Florida residents for whom test results were received by the Department of Health. A person can be tested by more than one laboratory and can have both positive and negative results. **Therefore, the sum of the numbers in each column will be larger than the total number of people tested.**

Reporting lab	Inconclusive	Negative	Positive	Percent positive	Total
WORLD WRESTLING ENTERTAINMENT			13	100%	13
LANE PEDIATRICS PA		1	12	92%	13
CVS MINUTE CLINIC DIAGNOSTIC PA #3060		11	2	15%	13
WANTAGH URGENT CARE		10	3	23%	13
NAPLES GREEN VILLAGE		12	1	8%	13
ADVENTHEALTH MEDICAL GROUP INTERNAL MEDICINE AT		7	6	46%	13
ALBION COLLEGE (ABBOTT)		13			13
MOODY MANOR		13			13
GLENBROOKE AT PALM BAY			13	100%	13
WALGREEN #6538		13			13
WALGREENS 65 INF Y FRAGOSO (ST 174)		12	1	8%	13
DEVEREUX FLORIDA CHILDRENS CENTER			13	100%	13
CVS OH2342POCT WEST CHESTER		11	2	15%	13
ST CLOUD COMPOUNDING PHARMACY & WELLNESS CENTER		12	1	8%	13
COLLIER HMA PHYSICIAN MANAGEMENT, LLC		2	11	85%	13
AVALON MEDICAL WALK IN CLINIC			13	100%	13
SOMA MEDICAL CENTER PA #4			13	100%	13
CVS SC7556POCT WEST COLUMBIA		11	2	15%	13
MINUTE CLINIC LLC # 2033		11	2	15%	13
SHELBY COUNTY HEALTH CARE CORPORATION		10	3	23%	13
ORMOND MEDICAL ARTS		3	10	77%	13
ALACHUA COUNTY HEALTH DEPARTMENT		1	12	92%	13
WALGREENS #10264		13			13
CONSULATE HEALTH CARE OF PENSACOLA			13	100%	13
VALDOSTA FAMILY MEDICINE		1	12	92%	13
CVS MA299POCT WORCESTER		13			13
CORAL LANDING ASSISTED LIVING		11	2	15%	13
RED MOUNTAIN DIAGNOSTICS		13			13
WALGREENS # 03608		9	4	31%	13
CVS MINUTE CLINIC DIAGNOSTIC MED GRP OF SAN		11	2	15%	13
PUTNAM COUNTY HEALTH DEPARTMENT		13			13
MINUTE-CLINIC DIAGNOSTIC OF VIRGINIA,		12	1	8%	13
QHG OF ENTERPRISE INC (DBA MEDICAL CTR		13			13
CROSS CARE CENTER			13	100%	13
CVS MD2956POCT NEW MARKET		11	1	8%	12
TERRACINA LLC		6	6	50%	12
LONG ISLAND JEWISH FOREST HILLS HOSPITAL		12			12
CVS MA594POCT FALMOUTH		11	1	8%	12
MEDPRO URGENT CARE CENTER INC		12			12
URGENT TEAM MANAGEMENT OF TENNESSEE		10	2	17%	12
FHCP-PORT ORANGE		3	9	75%	12
ORLANDO FAMILY MEDICAL INC		12			12
ST. PETERSBURG PEDIATRICS			12	100%	12
CVS GA2236POCT WOODSTOCK		12			12
MEDEXPRESS URGENT CARE - BEECH GROVE		11	1	8%	12
GEORGE W FERGUSON MD-CONCIERGE MEDICAL SERVICES PL		11	1	8%	12
THE POTTER'S HOUSE AT CANNON POINT		12			12

COVID-19: testing by laboratory

Data through May 31, 2021 verified as of Jun 1, 2021 at 09:25 AM

Data in this report are provisional and subject to change.

The numbers in the table below represent the number of Florida and non-Florida residents for whom test results were received by the Department of Health. A person can be tested by more than one laboratory and can have both positive and negative results. **Therefore, the sum of the numbers in each column will be larger than the total number of people tested.**

Reporting lab	Inconclusive	Negative	Positive	Percent positive	Total
MINUTE CLINIC LLC #4017		12			12
VITALANT		1	11	92%	12
MINUTECLINIC DIAGNOSTIC OF PA, LLC (1036)		10	2	17%	12
METALABDX		12			12
ST VINCENT'S ST CLAIR		9	3	25%	12
FAMILY MEDICINE AT HUNTERS CREEK		12			12
DES PLAINES CLINICAL LAB		3	9	75%	12
CVS CT1123POCT SOUTHBURY		12			12
MAURY REGIONAL HOSPITAL		6	6	50%	12
MERIDIAN AT WATERWAYS, THE		10	2	17%	12
WELLSTAR ATLANTA MEDICAL CENTER LABORA		11	1	8%	12
DAU ORTHODONTICS		11	1	8%	12
SUMTER COUNTY HEALTH DEPARTMENT		7	5	42%	12
SAMARITAN HOSPITAL LABORATORY		11	1	8%	12
KEY TRAINING CENTER		1	11	92%	12
PALM BEACH PATHOLOGY		9	3	25%	12
MINUTECLINIC, LLC #09202		10	2	17%	12
LIFE CARE OF PORT SAINT LUCIE		3	9	75%	12
OHIO STATE UNIVERSITY MEDICAL CENTER			12	100%	12
ABSOLUTE HEALTH		11	1	8%	12
FAMILY HEALTH CENTER AT PORT ST JOHN		4	8	67%	12
UNIVERSITY MEDICAL CENTER		8	4	33%	12
MI2297090CV HOLLAND-23D2189684		12			12
APPLE DIAGNOSTICS LAB		5	7	58%	12
KINGSWAY MEDICAL CENTER INC		9	3	25%	12
MINUTECLINIC DIAGNOSTIC OF NEW JERSEY,		11	1	8%	12
BENSONHURST URGENT CARE		11	1	8%	12
WHEELER LABORATORY		11	1	8%	12
Rosewood Healthcare and Rehabilitation Center		5	7	58%	12
LEON CHD		12			12
Highland Pines Health and Rehab		11	1	8%	12
BROWARD DIALYSIS			12	100%	12
DEPARTMENT OF PUBLIC HEALTH		12			12
VERITAS RESEARCH CORP			12	100%	12
MAINE DEPARTMENT OF HEALTH AND HUMAN SERVICES			12	100%	12
IREPERTOIRE_MOL_LAB		12			12
STPET		10	2	17%	12
MINUTECLINIC LLC #5010		10	2	17%	12
VILLA HEALTH NH LLC		10	2	17%	12
ACADIAN DIAGNOSTIC LABORATORIES		8	4	33%	12
WOODLAND TOWERS		6	6	50%	12
CVS NJ617POCT CEDAR GROVE		11	1	8%	12
SENIOR HOME CARE INC		12			12
ILLINOIS DEPARTMENT OF PUBLIC HEALTH		2	10	83%	12
FAMILY PRACTICE OF DAVIE INC			12	100%	12
HEWLETT URGENT CARE, PLLC		12			12
MERCY HEALTH—MUSKEGON		7	5	42%	12

COVID-19: testing by laboratory

Data through May 31, 2021 verified as of Jun 1, 2021 at 09:25 AM

Data in this report are provisional and subject to change.

The numbers in the table below represent the number of Florida and non-Florida residents for whom test results were received by the Department of Health. A person can be tested by more than one laboratory and can have both positive and negative results. **Therefore, the sum of the numbers in each column will be larger than the total number of people tested.**

Reporting lab	Inconclusive	Negative	Positive	Percent positive	Total
GLEN OAKS HEALTH AND REHABILITATION CENTER			12	100%	12
GENESIS		8	4	33%	12
CREATIVE PHARMACY SOLUTIONS EAST		12			12
Westchester General Hospital			12	100%	12
MONROE COUNTY HOSPITAL		9	3	25%	12
FLORIDA DEPARTMENT OF HEALTH WASHINGTON COUNTY		7	5	42%	12
FAMILY MEDICINE AT LONGWOOD			12	100%	12
MINUTECLINIC DIAGNOSTIC OF TN PC #240		10	2	17%	12
VIBRANT AMERICA		10	2	17%	12
PANCARE HEALTH - WEWA ELEMENTARY			12	100%	12
ALL CHILDREN'S HOSPITAL DEPT OF GENERAL PEDIATRICS			12	100%	12
FLORIDA DEPT OF HEALTH		4	8	67%	12
CARLOS PORTU MD, PLLC			12	100%	12
BRITO MEDICAL CENTER		10	2	17%	12
MINUTECLINIC DIAGNOSTIC OF SC, LLC #7		10	2	17%	12
MEDEXPRESS URGENT CARE CHARLESTON		8	4	33%	12
SUWANNEE COUNTY JAIL		11	1	8%	12
LONGWOOD PEDIATRICS LLC			12	100%	12
STUYVESANT URGENT CARE		12			12
CVS MINUTE CLINIC DIAGNOSTIC OF TEXAS,LLC		10	2	17%	12
THE MARY IMOGENE BASSETT HOSPITAL		12			12
ONEIDA HEALTHCARE CENTER		10	2	17%	12
TMH PHYSICIAN PARTNERS - MONTICELLO		10	2	17%	12
IMMUNOGENOMICS LLC		8	4	33%	12
MINUTECLINIC DIAG OF IND, LLC #2387		10	2	17%	12
JOHNS HOPKINS ALL CHILDRENS			12	100%	12
CVS MA1022POCT CAMBRIDGE		12			12
CVS IL8747POCT CHICAGO		11	1	8%	12
AMERICAN HOUSE FORT MYERS		12			12
MEDEXPRESS URGENT CARE - FORT WORTH S		10	2	17%	12
CARE FAST MURABELLA		7	5	42%	12
PASSPORT HEALTH			12	100%	12
COLLIER COUNTY HEALTH DEPT.		7	5	42%	12
WEST DADE PEDIATRICS			12	100%	12
ST PETER'S UNIVERSITY HOSPITAL		9	3	25%	12
CVS CA9165POCT SAN DIEGO		12			12
BAYONET POINT HOSPITAL			12	100%	12
GUIDANCE / CARE CENTER, INC		12			12
JOHN W NORRIS III MD PA	1		11	92%	12
LAB UNKNOWN		1	11	92%	12
FRESENIUS KIDNEY CARE DUNEDIN			12	100%	12
BROOKDALE CITRUS			12	100%	12
MEDEXPRESS URGENT CARE - MONROE		12			12
CUMBERLAND HEIGHTS		12			12
MINUTECLINIC #8760		12			12
IMMACULATE HOUSE AT COUNTRYSIDE		12			12
GULF COAST REGIONAL BLOOD CENTER			12	100%	12

COVID-19: testing by laboratory

Data through May 31, 2021 verified as of Jun 1, 2021 at 09:25 AM

Data in this report are provisional and subject to change.

The numbers in the table below represent the number of Florida and non-Florida residents for whom test results were received by the Department of Health. A person can be tested by more than one laboratory and can have both positive and negative results. **Therefore, the sum of the numbers in each column will be larger than the total number of people tested.**

Reporting lab	Inconclusive	Negative	Positive	Percent positive	Total
CULVER-STOCKTON COLLEGE		10	2	17%	12
CVS MINUTE CLINIC DIAGNOSTIC MED GRP OF CAL		10	1	9%	11
ATHENS VETERINARY DIAGNOSTIC LABORATOR		11			11
KIDSVILLE PEDIATRICS			11	100%	11
CVS SC4286POCT EASLEY		5	6	55%	11
WINTER PARK CARE AND REHABILITATION			11	100%	11
PIEDMONT HENRY HOSPITAL, INC		11			11
NHC HealthCare Anniston		11			11
NIGHT LITE PEDIATRICS CENTER, LLC		1	10	91%	11
CVS PA1074POCT KENNETT SQUARE		10	1	9%	11
URGENT CARE OF LONGWOOD		1	10	91%	11
USCG ABBOTT BINAXNOW		6	5	45%	11
45TH 1		11			11
St. Annes Nursing Center, St. Annes Residence, Inc.		11			11
BETTER AT HOME		11			11
UMHC/SYLVESTER AT KENDALL		1	10	91%	11
LUXOR SCIENTIFIC LLC		1	10	91%	11
AZALEA HEALTH		2	9	82%	11
JBSA-SAM HOUSTON			11	100%	11
AIM LABORATORIES			11	100%	11
WELLSTAR WEST GEORGIA MEDICAL CENTER		10	1	9%	11
CVS NC7051POCT WAKE FOREST		11			11
Woodstock Nursing and Rehabilitation Center		11			11
PHYSICIANS REGIONAL MEDICAL CTR - COLLIER BLVD			11	100%	11
CVS IL8751POCT CHICAGO		11			11
CAREATC NEXTERA HEALTH CENTER / GO			11	100%	11
BRANDON REGIONAL EMERGENCY CTR			11	100%	11
CARENOW URGENT CARE-MT JULIET		8	3	27%	11
BAYSIDE URGENT CARE CENTER INC		1	10	91%	11
CVS NJ715POCT WAYNE		11			11
CVS GA2841POCT LAWRENCEVILLE		11			11
URGENT CARE CENTER AT PINNACLE		4	7	64%	11
ASSOCIATES MD CYPRESS CREEK			11	100%	11
MEDEXPRESS URGENT CARE PARKERSBURG		9	2	18%	11
SEMORAN FAMILY HEALTH LLC		10	1	9%	11
URGENT TEAM - HUNTSVILLE		9	2	18%	11
TROPICANA		5	6	55%	11
MEDEXPRESS URGENT CARE MORGANTOWN		11			11
RIVERVIEW REGIONAL MEDICAL CENTER		9	2	18%	11
DMH STEINHATCHEE FAMILY MEDICINE		8	3	27%	11
NORTH OKALOOSA PHYSICIAN GROUP		10	1	9%	11
CVS TX7151POCT HUMBLE		9	2	18%	11
DEPT OF VA MEDICAL CENTER - RICHMOND		10	1	9%	11
BERRYHILL MANOR		11			11
NIGHT LITE PEDIATRICS CENTER		1	10	91%	11
METHODIST HOSPITAL			11	100%	11
NORTH PINELLAS CHILDRENS MEDICAL CENTER INC			11	100%	11

COVID-19: testing by laboratory

Data through May 31, 2021 verified as of Jun 1, 2021 at 09:25 AM

Data in this report are provisional and subject to change.

The numbers in the table below represent the number of Florida and non-Florida residents for whom test results were received by the Department of Health. A person can be tested by more than one laboratory and can have both positive and negative results. **Therefore, the sum of the numbers in each column will be larger than the total number of people tested.**

Reporting lab	Inconclusive	Negative	Positive	Percent positive	Total
CARENOW URGENT CARE-GREEN HILLS		10	1	9%	11
CREATIVE TESTING SOLUTIONS		4	7	64%	11
GENOPTIX MEDICAL LABORATORY		10	1	9%	11
PRIMECARE ACQUISITION FAMILY PRACTICE INC		11			11
SEMINOLE COUNTY CORRECTIONAL FACILITY		1	10	91%	11
THE TERRACE OF SAINT CLOUD		9	2	18%	11
WALGREENS - STORE #9479		9	2	18%	11
COMMUNITY MEDICAL AND DENTAL CARE INC		11			11
MINUTECLINIC DIAGNOSTIC OF OHIO #3407		10	1	9%	11
New York Harbor Harbor HCS - Brooklyn Campus		10	1	9%	11
WINDSOR OF GAINESVILLE		11			11
MONROE COUNTY FIRE RESCUE		10	1	9%	11
ADVENTHEALTH ORLANDO INTERNATIONAL AIRPORT		1	10	91%	11
BIOTECH CLINICAL LABORATORIES, INC.		1	10	91%	11
TRIDENT BIOMETRICS		10	1	9%	11
PRIMARY CARE SPECIALISTS OF ORLANDO		10	1	9%	11
MINUTECLINIC, LLC #1470		10	1	9%	11
CARINGTON MANOR		11			11
SEACOAST PATHOLOGY PROFESSIONAL ASSOC		10	1	9%	11
REDMED CLINIC OF ARLINGTON		10	1	9%	11
NORTHSIDE HOSPITAL ATLANTA		4	7	64%	11
MOUNT DORA PEDIATRICS		9	2	18%	11
TELEVISIT PALM BAY FAMILY PRACTICE		9	2	18%	11
WALK IN MEDICAL URGENT CARE PC		11			11
VIRTUA WEST JERSEY HOSPITAL VOORHEES		9	2	18%	11
MICHIGAN DEPARTMENT OF COMMUNITY HEALTH		1	10	91%	11
ALCOVE ASSISTED LIVING FACILITY		11			11
MEDEXPRESS URGENT CARE, JOHNSTOWN		10	1	9%	11
VITAS HEALTH INC		5	6	55%	11
ORLANDO HEALTH PHYSICIAN ASSOCIATES		4	7	64%	11
CVS MA2172POCT NORTH GRAFTON		11			11
MEDICAL CENTER AFFILIATES WEST PALM			11	100%	11
PINELLAS COUNTY HEALTH DEPARTMENT		2	9	82%	11
EXPRESS TEST			11	100%	11
INVESCLINIC US, LLC		11			11
CVS NC5591POCT STATESVILLE		9	2	18%	11
MINUTECLINIC MINUTECLINIC #4977		7	4	36%	11
ASSOCIATES IN MEDICINE		7	4	36%	11
MONTEFIORE MEDICAL CENTER LABORATORIES - NORTH		11			11
APPALACHIAN REGIONAL HEALTHCARE SYSTEM		10	1	9%	11
PHOEBE PUTNEY MEMORIAL HOSPITAL		11			11
VETERANS AFFAIRS MEDICAL CENTER - OUTPATIENT			11	100%	11
MINUTECLINIC #2860		8	3	27%	11
CELEBRATION PEDIATRICS PA			11	100%	11
CVS M08590POCT KANSAS CITY		7	4	36%	11
MEDEXPRESS URGENT CARE - WINCHESTER GATEWAY		9	2	18%	11
CVS NJ862POCT MARLBORO		10	1	9%	11

COVID-19: testing by laboratory

Data through May 31, 2021 verified as of Jun 1, 2021 at 09:25 AM

Data in this report are provisional and subject to change.

The numbers in the table below represent the number of Florida and non-Florida residents for whom test results were received by the Department of Health. A person can be tested by more than one laboratory and can have both positive and negative results. **Therefore, the sum of the numbers in each column will be larger than the total number of people tested.**

Reporting lab	Inconclusive	Negative	Positive	Percent positive	Total
CARENOW URGENT CARE - EAST NASHVILLE		9	2	18%	11
CVS SC7334POCT LEXINGTON		10	1	9%	11
WALGREENS #03287		11			11
CLAYMED OF NORTH FLORIDA			11	100%	11
WATSON HEALTHCARE		8	3	27%	11
UF HEALTH		1	10	91%	11
PRIME MEDICAL CARE, LLC		11			11
CVS PA233POCT NEWTOWN SQUARE		11			11
WALK-IN MEDICAL CARE			11	100%	11
NASSAU UNIVERSITY MEDICAL CENTER DEPT		10	1	9%	11
CHARLOTTE COUNTY HEALTH DEPARTMENT	1	5	5	45%	11
FHPG_EXP CARE W HILLSBOROUGH		1	10	91%	11
BOCA RATON REGIONAL HOSPITAL LAB			11	100%	11
SOMA MEDICAL CENTER MD PA #7 PEDIATRICS			11	100%	11
HEALTH NETWORK LABORATORIES		7	4	36%	11
Charles George VAMC		11			11
NASCAR EVENT MANAGEMENT, LLC		11			11
NEW HAMPSHIRE DEPARTMENT OF HEALTH AND HUMAN SERVICES		3	8	73%	11
CROSSROADS URGENT CARE, PLLC		11			11
CVS TX7827POCT ROUND ROCK		11			11
ST JOSEPHS HOSPITAL PATHOLOGY LAB		8	3	27%	11
MEDICAL ASSOCIATES OF ENGLEWOOD PC		10	1	9%	11
UNIVERSITY CENTRA CARE		10	1	9%	11
COLLIER BLVD HMA PHYSICIAN MANAGEMENT,, LLC			11	100%	11
ELLIS HOSPITAL LABORATORY		10	1	9%	11
NORTHEAST FLORIDA HEALTH SERVICES, INC DBA FAMILY HEALTH SOURCE			11	100%	11
ILLINOIS DEPT OF PUBLIC HEALTH LAB - SPRINGFIELD			11	100%	11
LEHIGH REGIONAL MEDICAL CENTER LABORATORY		4	6	60%	10
WELLMED AT FORT PIERCE		8	2	20%	10
HCR MANORCARE		10			10
ALABAMA MEDICAL GROUP		10			10
JOHN T MATHER MEMORIAL HOSPITAL LABORATORY		9	1	10%	10
BELLE GLADES HEALTH CLINIC			10	100%	10
SARASOTA PERSONAL MEDICINE		7	3	30%	10
NOT INDICATED		1	9	90%	10
LAKE PEDIATRICS			10	100%	10
PALM BEACH CDH - DELRAY BEACH			10	100%	10
BREVARD FAMILY WALK IN CLINIC			10	100%	10
CAPRONA GROUP HOME		4	6	60%	10
VENICE GREEN VILLAGE		3	7	70%	10
PANCARE HEALTH - VERNON ELEMENTARY			10	100%	10
SIMPLE LABORATORIES LLC		10			10
SOUTHEASTERN PEDIATRIC ASSOCIATES			10	100%	10
MEDEXPRESS URGENT CARE - FAYETTEVILLE		8	2	20%	10
COMMUNITY HEALTH CENTER		2	8	80%	10
DOMINICAN COLLEGE STUDENT HEALTH CENTE		8	2	20%	10
MEDICAL CENTER, THE		9	1	10%	10

COVID-19: testing by laboratory

Data through May 31, 2021 verified as of Jun 1, 2021 at 09:25 AM

Data in this report are provisional and subject to change.

The numbers in the table below represent the number of Florida and non-Florida residents for whom test results were received by the Department of Health. A person can be tested by more than one laboratory and can have both positive and negative results. **Therefore, the sum of the numbers in each column will be larger than the total number of people tested.**

Reporting lab	Inconclusive	Negative	Positive	Percent positive	Total
CVS TN7289POCT SIGNAL MOUNTAIN		10			10
PBC PREMIER FAMILY HEALTH			10	100%	10
NORTHEAST ALABAMA REGIONAL MEDICAL CENTER		7	3	30%	10
MINUTE CLINIC DIAGNOSTIC OF MICHIGAN PC		10			10
CVS NC3853POCT BURLINGTON		7	3	30%	10
PLYMOUTH HARBOR INCORPORATED		9	1	10%	10
EMERGENCY MEDICAL CENTER		4	6	60%	10
BROOKDALE PANAMA CITY		9	1	10%	10
WALGREENS #07589		9	1	10%	10
Chestnut Park Rehabilitation and Nursing Center		10			10
RPC@HODGES		2	8	80%	10
WALGREENS # 09788		9	1	10%	10
MINUTECLINIC DIAGNOSTIC OF NEVADA #87		5	5	50%	10
CHEMISYS LABORATORIES		2	8	80%	10
DOH-TAMPA BRANCH LABORATORY (MLK BLVD)		4	6	60%	10
MINUTE CLINIC LLC #1448		9	1	10%	10
CVS TN4624POCT KNOXVILLE		9	1	10%	10
CVS MINUTE CLINIC DIAG OF IND LLC #5206		9	1	10%	10
MEDEXPRESS URGENT CARE-KATY		7	3	30%	10
NEUROSCIENCE AND SPINE ASSOCIATES, PL		8	2	20%	10
LAKE BALDWIN CBOC		9	1	10%	10
FLORIDA CLINICAL LAB		1	9	90%	10
DEPARTMENT OF HEALTH AND HUMAN SERVICES LANSING			10	100%	10
NATURE COAST REGIONAL MEDICAL CENTER		1	9	90%	10
ELEMENT PRIMARY CARE LLC		9	1	10%	10
BEAUMONT LABORATORY			10	100%	10
MINUTE CLINIC DIAGNOSTIC OF VIRGINIA, LLC #7543		8	2	20%	10
NORTON HEALTHCARE			10	100%	10
CBC LAB		3	7	70%	10
GO PATH LABORATORIES			10	100%	10
MINUTECLINIC OF NEVADA-2955 S FT APACH		10			10
SOUTHEAST GEORGIA HEALTH SERVICES, LLC		10			10
EXCEL URGENT CARE OF PARAMUS LLC		10			10
CAPE REGIONAL URGENT CARE		10			10
ORLANDO MEDICAL CENTER PL		1	9	90%	10
NORTHSHORE UNIVERSITY HEALTHSYSTEM EVANSTON HOSPITAL LAB			10	100%	10
ARBORS OF GULF BREEZE, THE		8	2	20%	10
KR AT COLLEGE HARBOR		10			10
SONATA VERO BEACH		10			10
MINUTECLINIC DIAGNOSTIC OF OHIO #6192		8	2	20%	10
STATEN ISLAND CHAI CARE		9	1	10%	10
MINUTECLINIC DIAGNOSTIC OF TN PC #242		7	3	30%	10
CHRISTUS ST VINCENT LABORATORY - ZIA		10			10
FLEMING ISLAND CENTER FOR CLINICAL RESEARCH		10			10
IU HEALTH PATHOLOGY		1	9	90%	10
GILCHRIST COUNTY FIRE DEPARTMENT		4	6	60%	10
CVS DC1340POCT WASHINGTON		10			10

COVID-19: testing by laboratory

Data through May 31, 2021 verified as of Jun 1, 2021 at 09:25 AM

Data in this report are provisional and subject to change.

The numbers in the table below represent the number of Florida and non-Florida residents for whom test results were received by the Department of Health. A person can be tested by more than one laboratory and can have both positive and negative results. **Therefore, the sum of the numbers in each column will be larger than the total number of people tested.**

Reporting lab	Inconclusive	Negative	Positive	Percent positive	Total
MINUTECLINIC #2797		10			10
MEDEXPRESS URGENT CARE - WASHINGTON		8	2	20%	10
PEACE OF MIND REHAB CENTER		10			10
CVS TX7825POCT FRISCO		8	2	20%	10
JACKSON CLINIC PA,THE		6	4	40%	10
CORONA PATHOLOGY		10			10
PREMIER MEDICAL CLINIC		8	2	20%	10
ROSEMONT GARDENS INC		9	1	10%	10
VETERNANS ADMINISTRATION			10	100%	10
Centrastate Medical Center		9	1	10%	10
Avalon Healthcare and Rehabilitation Center			10	100%	10
CHIEFLAND MEDICAL CENTER LLC			10	100%	10
MEDEXPRESS URGENT CARE-PETERS TWP		9	1	10%	10
MINUTECLINIC DIAGNOSTIC OF NORTH CAROLINA PC #7054		7	3	30%	10
CVS PHARMACY NO 274		9	1	10%	10
MINUTE CLINIC #8979		9	1	10%	10
VASCONCELLO COHEN MD PA		9	1	10%	10
MINUTECLINIC DIAGNOSTIC OF OHIO #4401		10			10
CVS MA507POCT LEOMINSTER		8	2	20%	10
Red Dog Mine Medical Clinic		10			10
MINUTECLINIC DIAGNOSTIC OF NORTH CAROLINA PC #5341		7	3	30%	10
TENNESSEE DEPARTMENT OF HEALTH (TDH) - CENTRAL LABORATORY		2	8	80%	10
MOSOLF PEDIATRICS			10	100%	10
SUPERIOR RESIDENCES OF CLERMONT		2	8	80%	10
MOLECULAR PATHOLOGY LABORATORY			10	100%	10
ACCESS PHARMACY		10			10
MONROE URGENT CARE		9	1	10%	10
PM PEDIATRICS OF BAYSIDE PLLC		10			10
WILLIAMSBURGH CHAI CARE		9	1	10%	10
MINUTECLINIC DIAG OF IND LLC #8651		9	1	10%	10
FLORIDA SCHOOL FOR THE DEAF AND THE BLIND		1	9	90%	10
OKLAHOMA STATE DEPARTMENT OF HEALTH-PUBLIC HEALTH LABORATORY			10	100%	10
ENCOMPASS HEALTH REHABILITATION HOSPI		10			10
VILLAGE PLACE HEALTH AND REHAB		9	1	10%	10
CVS PHARMACY #8800		8	2	20%	10
HIGH TOWER ALF LLC		9	1	10%	10
GLADES COUNTY DETENTION CENTER		1	9	90%	10
NEW JERSEY DEPARTMENT OF HEALTH COMMUNICABLE DISEASE SERVICE		3	7	70%	10
MAINSTREET FAMILY CARE			10	100%	10
CVS GA7064POCT STOCKBRIDGE		10			10
BROOKDALE WEST MELBOURNE			10	100%	10
KEY WEST URGENT CARE, INC		3	7	70%	10
CHILDREN'S HEALTHCARE OF ATLANTA/EGLESTON		10			10
MINUTECLINIC DIAGNOSTIC OF VIRGINIA, LLC #1656		10			10
MINUTE CLINIC INCORPORATE		10			10
ANY LAB TEST NOW INC			10	100%	10
WALGREENS #10972	1	9			10

COVID-19: testing by laboratory

Data through May 31, 2021 verified as of Jun 1, 2021 at 09:25 AM

Data in this report are provisional and subject to change.

The numbers in the table below represent the number of Florida and non-Florida residents for whom test results were received by the Department of Health. A person can be tested by more than one laboratory and can have both positive and negative results. **Therefore, the sum of the numbers in each column will be larger than the total number of people tested.**

Reporting lab	Inconclusive	Negative	Positive	Percent positive	Total
PALMS WEST HOSPITAL			10	100%	10
ALBANY MEDICAL CENTER		9	1	10%	10
ALABAMA DEPARTMENT OF PUBLIC HEALTH		1	9	90%	10
SOUTH FLORIDA ENT ASSOCIATES, INC			10	100%	10
MEDICAL LABORATORY DIAGNOSTICS			10	100%	10
SAVANNAH MANOR ASSISTED LIVING COMMUNITY			10	100%	10
CARESOUTH HHA HOLDINGS OF THE BAY AREA LLC		10			10
ARCHBOLD MEMORIAL HOSPITAL/LAB		3	7	70%	10
LAWRENCE TECHNOLOGICAL UNIVERSITY		10			10
MEDEX REGIONAL LABORATORIES LLC		1	9	90%	10
PRORENATA LABS		2	8	80%	10
MIAMI COMPREHENSIVE MEDICINE GROUP PA		4	6	60%	10
BROWARD HEALTH CARE			10	100%	10
ST JOSEPH'S HOSPITAL NORTH LABORATORY			10	100%	10
CITY OF TALLAHASSEE		10			10
CLEARWATER PEDIATRIC CARE		1	8	89%	9
UCARE			9	100%	9
ST CHARLES HOSPITAL LABORATORY		9			9
OMNI			9	100%	9
CVS CT718POCT ANSONIA		9			9
MEDEXPRESS ELKINS		9			9
INDIANA STATE DEPARTMENT OF HEALTH LABORATORIES			9	100%	9
MINUTECLINIC DIAGNOSTICS OF IND LLC		6	3	33%	9
CVS IN6551POCT MOORESVILLE		7	2	22%	9
MIDMICHIGAN MEDICAL CENTER			9	100%	9
CVS NC6402POCT DAVIDSON		6	3	33%	9
BUENA VIDA ESTATES			9	100%	9
CVS OH3458POCT BEAVERCREEK		9			9
Consulate Health Care of Brandon		7	2	22%	9
GLEN FALLS HOSPITAL DEPARTMENT OF PATHOLOGY		8	1	11%	9
ORLANDO HEALTH PHYSICIAN GROUP INC		6	3	33%	9
MINUTECLINIC, LLC #03268		8	1	11%	9
MEDICANA NURSING AND REHAB CENTER			9	100%	9
WALGREENS #09304		7	2	22%	9
CVS M08556POCT KANSAS CITY		8	1	11%	9
INSPIRED LIVING AT PALM BAY		7	2	22%	9
TRINITY PEDIATRICS			9	100%	9
CIAN DIAGNOSTICS			9	100%	9
MINUTECLINIC, LLC #1452		8	1	11%	9
CHAPTERS HEALTH HOSPICE		9			9
REMISE OCCUPATIONAL HEALTH SOLUTIONS INC			9	100%	9
CVS OH3476POCT TIPP CITY		8	1	11%	9
CALIFORNIA DEPARTMENT OF PUBLIC HEALTH		3	6	67%	9
MINUTECLINIC DIAGNOSTIC MED GRP OF CA		8	1	11%	9
OHIO DEPARTMENT OF HEALTH			9	100%	9
WINDSOR OF SAN PABLO, THE		6	3	33%	9
WINTER PARK INTERNAL MEDICINE MD PA		7	2	22%	9

COVID-19: testing by laboratory

Data through May 31, 2021 verified as of Jun 1, 2021 at 09:25 AM

Data in this report are provisional and subject to change.

The numbers in the table below represent the number of Florida and non-Florida residents for whom test results were received by the Department of Health. A person can be tested by more than one laboratory and can have both positive and negative results. **Therefore, the sum of the numbers in each column will be larger than the total number of people tested.**

Reporting lab	Inconclusive	Negative	Positive	Percent positive	Total
NORTHWEST FLORIDA COMMUNITY HOSPITAL LABORATORY		8	1	11%	9
MINUTE-CLINIC DIAGNOSTIC OF VIRGINIA, LLC #794		8	1	11%	9
MEDEXPRESS URGENT CARE - RICHMOND, NINE MILE RD		8	1	11%	9
CVS OH6123POCT CINCINNATI		6	3	33%	9
MINUTE CLINIC DIAGNOSTIC OF PENNSYLVANIA		9			9
PENSACOLA CLUSTER			9	100%	9
CVS PA1296POCT DREXEL HILL		6	3	33%	9
CITYMD		1	8	89%	9
ROSECASTLE			9	100%	9
FLORIDA MENTOR		7	2	22%	9
MINUTECLINIC DIAGNOSTIC OF VIRGINIA, LLC		9			9
BRENNITY AT VERO BEACH, THE			9	100%	9
PBSO HEALTH AND WELLNESS CENTER		1	8	89%	9
ST. CLOUD PHARMACY AND WELLNESS CENTER		5	4	44%	9
PRECISION GENETICS			9	100%	9
WALGREENS #09475		8	1	11%	9
CVS MD4371POCT OCEAN CITY		9			9
PEDIATRIC HEALTH CARE ALLIANCE			9	100%	9
ETHOS LABORATORIES		7	2	22%	9
CAPE REGIONAL URGENT CARE MARMORA		8	1	11%	9
NEMOURS CHILDREN'S PRIMARY CARE VERO BEACH			9	100%	9
FLORIDA HOSPITAL WINTER PARK		7	2	22%	9
SPRINGHILL MEMORIAL HOSPITAL		9			9
BIRMINGHAM VAMC		5	4	44%	9
CENTREX CLINICAL LABS INC		9			9
MARINA ISLE ASSISTED LIVING		9			9
WATERFORD AT CREEKSIDE, THE			9	100%	9
FLORIDA ADDICTION AND RECOVERY CENTER INC		9			9
ST VINCENT'S CHILTON		7	2	22%	9
WADSWORTH CENTER - DAVID AXELROD INSTITUTE		8	1	11%	9
CVS TX1104POCT ALLEN		8	1	11%	9
NORTHSIDE MEDICAL CENTER		9			9
CVS PA4077POCT BELLE VERNON		9			9
BEAUMONT EMERGENCY CENTER			9	100%	9
ADVENTHEALTH MEDICAL GROUP FAMILY AND INTERNAL		8	1	11%	9
NORTHSIDE HOSPITAL- CHEROKEE		7	2	22%	9
URGENT TEAM - NASHVILLE		8	1	11%	9
NITIN BAWA PROFESSIONAL ASSOCIATES			9	100%	9
MINUTECLINIC DIAGNOSTIC OF KENTUCKY		9			9
SUPREME LABORATORY			9	100%	9
LEMOYNE COLLEGE WELLNESS CENTER FOR		9			9
MAGNOLIA MANOR			9	100%	9
MEDEXPRESS URGENT CARE - HOT SPRINGS		9			9
SCHOOL OF PHARMACY AND PHARMACEUTICAL		9			9
MINUTECLINIC DIAGNOSTIC OF OHIO #6147		7	2	22%	9
Baptist Village Retirement Communities		9			9
FHPG_EXP CARE PALM HARBOR			9	100%	9

COVID-19: testing by laboratory

Data through May 31, 2021 verified as of Jun 1, 2021 at 09:25 AM

Data in this report are provisional and subject to change.

The numbers in the table below represent the number of Florida and non-Florida residents for whom test results were received by the Department of Health. A person can be tested by more than one laboratory and can have both positive and negative results. **Therefore, the sum of the numbers in each column will be larger than the total number of people tested.**

Reporting lab	Inconclusive	Negative	Positive	Percent positive	Total
GULF COAST PEDIATRICS OF SARASOTA PA		2	7	78%	9
CVS MA1845POCT WILMINGTON		8	1	11%	9
Louis Stokes Cleveland VA - Midtown Dialysis Center		9			9
PONTE VEDRA PLASTIC SURGERY		9			9
IAN C BOYKIN MD		6	3	33%	9
NORTHSIDE GWINNETT HOSPITAL		8	1	11%	9
TIFT REGIONAL HLTH SYSTEM, INC DBA SOU		9			9
CVS TX10016POCT PRINCETON		9			9
MEDERI CARETENDERS VS OF SE FL LLC DBA		8	1	11%	9
MEDHELP NARROWS		9			9
PALM BAY URGENT CARE PL		1	8	89%	9
EASTSIDE MEDICAL CENTER		8	1	11%	9
MINUTE-CLINIC DIAGNOSTIC OF VIRGINIA, LLC #3949		9			9
MINUTECLINIC LLC (2335)		8	1	11%	9
MOULTRIE CREEK NURSING AND REHAB			9	100%	9
MOBILE RESPONSE DIAGNOSTICS LLC		8	1	11%	9
RANDOLPH DIABETES AND WELLNESS		8	1	11%	9
UHEALTH UNIVERSITY OF MIAMI			9	100%	9
CVS IN6654POCT INDIANAPOLIS		8	1	11%	9
MEDEXPRESS URGENT CARE - SWANSEA, N ILLINOIS ST		8	1	11%	9
CVS PA10034POCT PITTSBURGH		9			9
CAYUGA COUNTY HEALTH DEPARTMENT		8	1	11%	9
SOUTHERN CORRECTIONAL MEDICINE LLC		9			9
LAB DISTRICT, INC		9			9
SIMEDHEALTH, LLC		7	2	22%	9
EP LTC PHARMACY		7	2	22%	9
CVS MINUTE CLINIC DIAGNOSTIC OF KANSAS, PA		9			9
HEALTH AND WELLNESS CENTER		1	8	89%	9
CURATIVE TEXAS			9	100%	9
CVS OH2543POCT CANFIELD		6	3	33%	9
MEDEXPRESS URGENT CARE - STATE COLLEGE		7	2	22%	9
HOME CARE PHARMACY OF PALM COAST INC		9			9
MINUTECLINIC DIAG OF IND, LLC #10190		8	1	11%	9
OSWEGO HOSPITAL LABORATORY		8	1	11%	9
CVS IN3975POCT JEFFERSONVILLE		6	3	33%	9
LOREY ALF		9			9
CHILDREN'S HEALTH CENTER INC.		7	2	22%	9
MILLER COUNTY HOSPITAL		9			9
HEALTHY MINORS PEDIATRIC URGENT CARE		7	2	22%	9
PHYSICIANS FOR CHILDREN			9	100%	9
PATEL MEDICAL VENTURES		8	1	11%	9
VAULT MEDICAL SERVICES		8	1	11%	9
SANITAS LAUDERDALE LAKES			9	100%	9
COMPREHENSIVE CLINICAL RESEARCH, LLC			9	100%	9
NORTHSIDE HOSPITAL		2	7	78%	9
HARMONIOUS HOME HEALTH, LLC		9			9
ENCOMPASS HOME HEALTH OF THE SOUTHEAST LLC		9			9

COVID-19: testing by laboratory

Data through May 31, 2021 verified as of Jun 1, 2021 at 09:25 AM

Data in this report are provisional and subject to change.

The numbers in the table below represent the number of Florida and non-Florida residents for whom test results were received by the Department of Health. A person can be tested by more than one laboratory and can have both positive and negative results. **Therefore, the sum of the numbers in each column will be larger than the total number of people tested.**

Reporting lab	Inconclusive	Negative	Positive	Percent positive	Total
KINDRED_AIMS		9			9
MEDEXPRESS URGENT CARE - IRVING		9			9
CVS NC3803POCT MOORESVILLE		8	1	11%	9
FLORIDA CENTER FOR DERMATOLOGY LABORATORY			9	100%	9
FLORIDA HEART AND VASCULAR MULTISPECIALTY GROUP		8	1	11%	9
MINUTECLINIC DIAGNOSTIC OF KANSAS PA		9			9
MIDWAY SPECIALTY CARE CENTER INC		9			9
CORE OCCUPATIONAL RESOURCES, LLC		5	4	44%	9
DIXITKUMAR N MODI MD PA			9	100%	9
THE READING HOSPITAL & MEDICAL CENTER			9	100%	9
CVS IN6713POCT BLOOMINGTON		9			9
BAYFRONT HEALTH ST PETERSBURG		8	1	11%	9
NORTHERN DUTCHESS HOSPITAL LABORATORY		7	2	22%	9
MINUTECLINIC # 21110		7	2	22%	9
MEDEXPRESS URGENT CARE - HOLLINS		8	1	11%	9
SYNEXUS CLINICAL RESEARCH US INC		2	7	78%	9
ACCESS CARE MEDICAL GROUP LLC		2	7	78%	9
Sunset Lake Health and Rehabilitation Center		8	1	11%	9
CVS TX4397POCT CYPRESS		9			9
JUPITER CLINIC			9	100%	9
COMPASS PROVIDENCE URGENT CARE LLLP			9	100%	9
SUNCREST OMNI		9			9
OUR HOME AT BEACON HILL			9	100%	9
SV DIAGNOSTIC LAB			9	100%	9
ADVENTHEALTH CAR CENTER APOPKA			9	100%	9
TRUSTBRIDGE			9	100%	9
MEDEXPRESS URGENT CARE - BATTLE CREEK		6	3	33%	9
VAIL VALLEY MEDICAL CENTER			9	100%	9
CVS MA394POCT SEEKONK		9			9
MEDEXPRESS URGENT CARE, CHAMBERSBURG		8	1	11%	9
SUNSHINE STATE DIALYSIS			9	100%	9
ST CHARLES BEND LABORATORY		8	1	11%	9
PUTNAM FAMILY CARE INC		3	6	67%	9
SKR MEDICAL ADVISORS		9			9
GCPM MANUAL MICROBIOLOGY		1	8	89%	9
MEDEXPRESS URGENT CARE - STAUNTON		5	4	44%	9
ADVENTHEALTH MEDICAL GROUP ADULT AND SENIOR HEALTH		4	5	56%	9
WESTCHESTER GENERAL HOSPITAL BLOOD GAS LAB			9	100%	9
AFC/DOCTORS EXPRESS NORTH BERGEN		7	2	22%	9
DASCENA LABORATORY			9	100%	9
ALLIANCE HEALTH AND REHABILITATION CENTER		9			9
DISCOVERY VILLAGE AT STUART		5	4	44%	9
MANATEE COUNTY CENTRAL JAIL		9			9
MINUTECLINIC MINUTECLINIC #921		8	1	11%	9
SCOTTS PHARMACY		8	1	11%	9
CVS MD1881POCT DUNKIRK		9			9
ORLANDO FAMILY PHYSICIANS			9	100%	9

COVID-19: testing by laboratory

Data through May 31, 2021 verified as of Jun 1, 2021 at 09:25 AM

Data in this report are provisional and subject to change.

The numbers in the table below represent the number of Florida and non-Florida residents for whom test results were received by the Department of Health. A person can be tested by more than one laboratory and can have both positive and negative results. **Therefore, the sum of the numbers in each column will be larger than the total number of people tested.**

Reporting lab	Inconclusive	Negative	Positive	Percent positive	Total
Nashville Central Laboratory		9			9
CVS CA9721POCT ARCADIA		9			9
CANDLER HOSPITAL PATHOLOGY LABORATORY		7	2	22%	9
CVS RI1717POCT 1 CVS DR			9	100%	9
CVS MINUTE CLINIC DIAGNOSTIC OF NEW JERSEY		9			9
SUNSHINE LABORATORY LLC		8			8
CVS PA2582POCT SPRINGFIELD		6	2	25%	8
CVS KY4779POCT LOUISVILLE		6	2	25%	8
INTERNAL MEDICINE AND AESTHETICS OF NAPLES LLC		8			8
ALL CHILDREN'S HOSPITAL		1	7	88%	8
CVS HEALTH, #1994		6	2	25%	8
DR. PHILLIPS MEDICAL WELLNESS CENTER		4	4	50%	8
APEX HOME HEALTH CARE		7	1	13%	8
AIRCARE INTERNATIONAL		7	1	13%	8
Enterprise Health and Rehabilitation Center		8			8
PALM BEACH COUNTY HEALTH DEPARTMENT LABORATORY			8	100%	8
LEWIS COUNTY MANOR		8			8
MAGNOLIA PEDIATRICS GROUP LLC			8	100%	8
YORK HOSPITAL: MICROBIOLOGY			8	100%	8
THE WOLFF CENTER FOR CHILD & ADOLESCENT HEALTH			8	100%	8
WELLIGENT		1	7	88%	8
MEDEXPRESS URGENT CARE - BLUEFIELD		7	1	13%	8
MEDEXPRESS URGENT CARE - PRINCETON		7	1	13%	8
LAKE CONWAY URGENT CARE LLC		2	6	75%	8
CVS SC2250POCT COLUMBIA		8			8
CVS CT692POCT NORTH HAVEN		8			8
CVS AZ9210POCT SCOTTSDALE		8			8
MEDEXPRESS URGENT CARE - CULPEPER		8			8
TAVARES VA COMMUNITY OUTPATIENT CLINIC		7	1	13%	8
CVS NJ836POCT RUNNEMEDE		8			8
CVS PA813POCT RICHBORO		8			8
FLORIDA DIGESTIVE AND LIVER SPECIALIST		8			8
CVS NC7057POCT SHELBY		6	2	25%	8
NOVADX		2	6	75%	8
BENEVA LAKES HEALTHCARE & REHAB CENTER			8	100%	8
MINUTECLINIC DIAG OF IND LLC #1138		7	1	13%	8
MINUTECLINIC MINUTECLINIC #3665		8			8
TRUE HEALTH		5	3	38%	8
HERNANDO PASCO HOSPICE INC		7	1	13%	8
CVS TX10140POCT THE WOODLANDS		7	1	13%	8
GENEUS DIAGNOSTICS			8	100%	8
MEDEXPRESS URGENT CARE - CLARKSBURG		7	1	13%	8
DELTONA VA CBOC		7	1	13%	8
MINUTECLINIC DIAGNOSTIC OF NEVADA-9586		7	1	13%	8
X-GENE MOLECULAR LABS		1	7	88%	8
GEISINGER MEDICAL CENTER		2	6	75%	8
NORTHDALE REHABILITATION CENTER			8	100%	8

COVID-19: testing by laboratory

Data through May 31, 2021 verified as of Jun 1, 2021 at 09:25 AM

Data in this report are provisional and subject to change.

The numbers in the table below represent the number of Florida and non-Florida residents for whom test results were received by the Department of Health. A person can be tested by more than one laboratory and can have both positive and negative results. **Therefore, the sum of the numbers in each column will be larger than the total number of people tested.**

Reporting lab	Inconclusive	Negative	Positive	Percent positive	Total
MEDEXPRESS URGENT CARE - MT LEBANON		5	3	38%	8
CONSULATE HEALTH CARE		7	1	13%	8
MINUTECLINIC, LLC #05038		8			8
SHEEPSHEAD BAY URGENT CARE		8			8
CVS CT750POCT ENFIELD		8			8
SALINE CARE NURSING & REHABILITATION CENTER		8			8
MEDEXPRESS URGENT CARE MURRYSVILLE		6	2	25%	8
DEPARTMENT OF HEALTH- CITRUS COUNTY		1	7	88%	8
ENTRUST IMMEDIATE CARE			8	100%	8
MINUTECLINIC DIAGNOSTIC OF OHIO #7790		6	2	25%	8
FHCP-ORANGE CITY			8	100%	8
HENDRY REGIONAL CONVENIENT CARE CENTER			8	100%	8
SEA LEVEL LABS			8	100%	8
CLAY PRIMARY & FAMILY CARE LLC			8	100%	8
GREENVILLE MEMORIAL HOSPITAL LAB			8	100%	8
CVS IL8750POCT CHICAGO		6	2	25%	8
CVS MA634POCT KINGSTON		6	2	25%	8
GALLUP INDIAN MEDICAL CENTER		8			8
HOLY NAME MEDICAL CENTER	1	6	1	13%	8
PAUL GRECO MD CONCIERGE MEDICAL SERVICES PL		8			8
CVS ME329POCT PORTLAND		8			8
INTERNAL MEDICINE ASSOCIATES OF JACKSON HOSPITAL			8	100%	8
ADVANCED RESEARCH FOR HEALTH IMPROVEMENT		6	2	25%	8
FOUNTAINVIEW BY FIVE STAR QUALITY CARE		7	1	13%	8
MEDEXPRESS URGENT CARE PORT HURON		7	1	13%	8
CIGNA ONSITE HEALTH LLC		2	6	75%	8
MEDEXPRESS URGEN CARE - EAST BRUNSWICK		8			8
VERMONT DEPARTMENT OF HEALTH		1	7	88%	8
MARTHA A PRICE MD PA		3	5	63%	8
BROWNE MEDICAL LLC		6	2	25%	8
Robert Wood Johnson University Hospital		6	2	25%	8
ORMOND BEACH CENTRA CARE			8	100%	8
The Grand at Rome Nursing and Rehabilitation		8			8
MINUTECLINIC DIAGNOSTIC OF WISCONSIN, LLC		7	1	13%	8
DISPATCHHEALTH-FLORIDA INC		8			8
CVS NV9841POCT RENO		4	4	50%	8
NEOGENOMICS LABORATORIES, INC		8			8
JX REF LAB			8	100%	8
CVS IL8744POCT BROOKFIELD		8			8
SURGOINSVILLE PHARMACY		8			8
LONGWOOD FAMILY MEDICINE		2	6	75%	8
VIERA PEDIATRICS		2	6	75%	8
VENTURA HEALTH AND REHABILITATION CENTER		7	1	13%	8
MINUTECLINIC DIAG OF IND, LLC #6910		8			8
MINUTECLINIC DIAG OF IND, LLC #6648		6	2	25%	8
HEALTHMARK REGIONAL HOSPITAL LAB		4	4	50%	8
KANSAS DEPARTMENT OF HEALTH		2	6	75%	8

COVID-19: testing by laboratory

Data through May 31, 2021 verified as of Jun 1, 2021 at 09:25 AM

Data in this report are provisional and subject to change.

The numbers in the table below represent the number of Florida and non-Florida residents for whom test results were received by the Department of Health. A person can be tested by more than one laboratory and can have both positive and negative results. **Therefore, the sum of the numbers in each column will be larger than the total number of people tested.**

Reporting lab	Inconclusive	Negative	Positive	Percent positive	Total
RECOVERY VILLAGE AT UMATILLA, LLC			8	100%	8
Northport VAMC		8			8
GOLISANO CHILDREN'S HOSPITAL OF SOUTHWEST FLORIDA		6	2	25%	8
BIOTECH PHARMACEUTICAL GROUP LLC			8	100%	8
VENICE REGIONAL MEDICAL CENTER			8	100%	8
PARTNERS PHARMACY OF FLORIDA LLC		8			8
ALLINA HEALTH - ABBOTT NORTHWESTERN HOSPITAL		5	3	38%	8
BLOOMING GARDENS OF CARE INC		8			8
PBC FOUND CARE INC			8	100%	8
SARAH LAWRENCE COLLEGE HEALTH SERVICES		8			8
BAPTIST OUTPATIENT			8	100%	8
NEW YORK PHYSICIANS LLP		8			8
PIEDMONT FAYETTE HOSPITAL		6	2	25%	8
WHITE SANDS OUTPATIENT SERVICES (WSOP SERVICES LLC		8			8
TERENCE B MITCHELL MD, INC		4	4	50%	8
LOVELACE MEDICAL CENTER		8			8
CVS CA9751POCT AGOURA		8			8
ATLANTIC CONSOLIDATED LABORATORY		8			8
DORAL URGENT CARE			8	100%	8
Edward Hines, Jr. VA Hospital		7	1	13%	8
UNIVERSITY OF WASHINGTON MEDICAL CENTER			8	100%	8
MEDEXPRESS - WILMINGTON CONCORD PIKE		7	1	13%	8
MEDEXPRESS URGENT CARE - EWING		8			8
CVS OH2518POCT COLUMBUS		7	1	13%	8
PRIMBIO RESEARCH INSTITUTE LLC		8			8
PROVIDENCE LABORATORY SERVICES		8			8
DOCTOR'S IN HOUSE LAB			8	100%	8
WEXFORD HEALTH SOURCES INC		8			8
MEDEXPRESS URGENT CARE - MIDLOTHIAN		7	1	13%	8
FLORIDA DIGESTIVE AND LIVER SPECIALISTS		7	1	13%	8
CVS PA2687POCT EXTON		8			8
MINUTECLINIC, LLC #1796		7	1	13%	8
DOTHAN PEDIATRIC CLINIC			8	100%	8
EXECUTIVE MEDICAL SERVICES		8			8
HARBORCHASE OF DR PHILLIPS		7	1	13%	8
MEDEXPRESS URGENT CARE - TARENTUM		6	2	25%	8
MID-HUDSON VALLEY DIVISION OF WESTCHESTER MEDICAL		8			8
LAB UNKNOWN		6	2	25%	8
CVS SC4122POCT TAYLORS		8			8
CVS NC5532POCT SUMMERFIELD		8			8
CVS NJ2508POCT MANALAPAN		8			8
ST CLOUD PHYSICIAN MANAGMENT LLC		7	1	13%	8
URGENT TEAM - MUSCLE SHOALS		8			8
SLOPESIDE LABS AND TESTING, LLC - THE HIDEOUT AT BUTTERMILK MOUNTAIN		8			8
COMPASSION PEDIATRICS		3	5	63%	8
ELEVATION HEALTH LABORATORY		8			8
DIAGNOSTIC CLINIC		7	1	13%	8

COVID-19: testing by laboratory

Data through May 31, 2021 verified as of Jun 1, 2021 at 09:25 AM

Data in this report are provisional and subject to change.

The numbers in the table below represent the number of Florida and non-Florida residents for whom test results were received by the Department of Health. A person can be tested by more than one laboratory and can have both positive and negative results. **Therefore, the sum of the numbers in each column will be larger than the total number of people tested.**

Reporting lab	Inconclusive	Negative	Positive	Percent positive	Total
CARE ATC - CITY OF BOYNTON BEACH	1	2	5	63%	8
COMPASSION PEDIATRIC URGENT CARE LLC		2	6	75%	8
CVS OH10893POCT PARMA		5	3	38%	8
ALLEGRO - TAMPA	1	4	3	38%	8
Jewish Home of Rochester		8			8
LOUISIANA DEPT OF HEALTH			8	100%	8
MCR HEALTH LAWTON CHILES ADMINISTRATION STE A		1	7	88%	8
DOCTOR'S IN-HOUSE LAB/COMMUNITY HEALTH CENTERS OF PINELLAS – CLEARWATE			8	100%	8
CVS TX8322POCT AUSTIN		8			8
MEDEXPRESS URGENT CARE, BUTLER		5	3	38%	8
CVS KY2332POCT GEORGETOWN		7	1	13%	8
FLORIDA DEPARTMENT OF HEALTH IN SARASOTA COUNTY		7	1	13%	8
WYOMING COUNTY COMMUNITY HOSPITAL LABORATORY		8			8
SOMA MEDICAL CENTER PA #3 GREENACRES			8	100%	8
PUTNAM COUNTY EMERGENCY RESCUE SERVICE		5	3	38%	8
HUNTINGTON VILLAGE URGENT CARE		8			8
CVS IN8669POCT INDIANAPOLIS		7	1	13%	8
GENE STREET LABORATORIES, LLC		6	2	25%	8
REHABILITATION CENTER OF WINTER PARK,THE		4	4	50%	8
MINUTECLINIC, LLC #03965		8			8
ST. JOSEPH HOSPITAL AND HEALTH CARE INC.			8	100%	8
CAREPOINT CLINIC		5	3	38%	8
MEDEXPRESS URGENT CARE - GLENDALE		8			8
MEDEXPRESS URGENT CARE-PASADENA		8			8
BARTON PARKER OD PC		8			8
DANIEL M LIBBY MD PLLC		8			8
ROBERT WOOD JOHNSON HOSPITAL		7	1	13%	8
LIFE CARE CITRUS COUNTY			8	100%	8
CVS SC5550POCT CLOVER		7	1	13%	8
HACKENSACK UNIV MED CTR-PATHOLOGY DEPT		8			8
KIS URGENT CARE			8	100%	8
DOH JACKSONVILLE CENTRAL LABORATORY		3	5	63%	8
MEDEXPRESS URGENT CARE - YORK		5	3	38%	8
CHIEFLAND MEDICAL CENTER		1	7	88%	8
CVS CA9103POCT ESCONDIDO		8			8
SYLVESTER AT PLANTATION LABORATORY		7	1	13%	8
Florida Clinical Laboratory		1	7	88%	8
MINUTECLINIC DIAGNOSTIC OF VIRGINIA, LLC #1980		6	2	25%	8
PANCARE HEALTH - KATE SMITH ELEMENTARY		1	7	88%	8
CVS SC4382POCT SPARTANBURG		8			8
FHMG_FM AND IM AVALON PARK		2	6	75%	8
WIREGRASS MEDICAL CENTER			8	100%	8
Rutgers Health Rwj University Hospital - Laboratory		5	3	38%	8
MEDEXPRESS URGENT CARE - HUNTINGTON WE		8			8
NOVANT HEALTH INPATIENT CARE		2	5	71%	7
DOCTORS CLINICAL LABORATORY, INC		5	2	29%	7
KENDALL REGIONAL MEDICAL CNTR			7	100%	7

COVID-19: testing by laboratory

Data through May 31, 2021 verified as of Jun 1, 2021 at 09:25 AM

Data in this report are provisional and subject to change.

The numbers in the table below represent the number of Florida and non-Florida residents for whom test results were received by the Department of Health. A person can be tested by more than one laboratory and can have both positive and negative results. **Therefore, the sum of the numbers in each column will be larger than the total number of people tested.**

Reporting lab	Inconclusive	Negative	Positive	Percent positive	Total
STVHCS - Dental Outpatient Clinic		7			7
THE PALMS REHABILITATION AND HEALTHCARE CENTER		5	2	29%	7
Hiawatha Care Center		7			7
SMOKY MOUNTAIN URGENT CARE AND FAMILY MEDICINE CENTER			7	100%	7
CRESTWOOD MEDICAL CENTER		5	2	29%	7
WELLSTAR DOUGLAS HOSPITAL LABORATORY		7			7
CVS MINUTE CLINIC DIAGNOSTIC OF TEXAS		6	1	14%	7
MINUTECLINIC DIAG OF IND, LLC #6472		7			7
YAZJI PEDIATRIC CARE LLC DBA TUKA PEDIATRICS			7	100%	7
CARENOW URGENT CARE-SOUTHLAKE			7	100%	7
SAN DIEGO COUNTY PUBLIC HEALTH LAB			7	100%	7
CAPITAL HEALTH PLAN LABORATORIES			7	100%	7
Lenox on the Lake			7	100%	7
ABBEEY MANOR RETIREMENT RESIDENCE INC		7			7
CVS OH3080POCT HUBER HEIGHTS		6	1	14%	7
GAINESVILLE PEDIATRIC ASSOCIATES		1	6	86%	7
CVS MA2401POCT MARSHFIELD		6	1	14%	7
CVS MA957POCT WEST SPRINGFIELD		7			7
HOLY GARDEN ALF, INC.		7			7
COVID TESTING LLC			7	100%	7
MD NOW MEDICAL CENTER			7	100%	7
CVS OH3329POCT LAKEWOOD		6	1	14%	7
APC PEDIATRICS			7	100%	7
MIAMI BEACH COMMUNITY HEALTH CENTER INC			7	100%	7
NEMOURS CHILDRENS, LAKE NONA			7	100%	7
CVS MI8049POCT WATERFORD		6	1	14%	7
EASTERN FLORIDA STATE COLLEGE - PALM BAY CAMPUS□			7	100%	7
BRADENTON PHYSICIANS MEDICAL CENTER			7	100%	7
LAWTON CHILES HEALTH CENTER		1	6	86%	7
OCALA REGIONAL KIDNEY CENTER EAST		2	5	71%	7
GOPATH LABORATORIES			7	100%	7
CVS MA2600POCT WEYMOUTH		6	1	14%	7
NON-US			7	100%	7
CVS NH1004POCT SALEM		6	1	14%	7
Ocoee Health Care Center		7			7
CVS MA447POCT NORTHAMPTON		5	2	29%	7
CVS IN7653POCT EVANSVILLE		6	1	14%	7
SOUTHEAST GEORGIA HEALTH SYSTEM, INC D		7			7
MEDEXPRESS URGENT CARE - BECKLEY		5	2	29%	7
AVON PARK PEDIATRICS			7	100%	7
MC DIAGNOSTIC OF CONNECTICUT, PC #252		6	1	14%	7
CVS NJ2815POCT E BRUNSWICK		5	2	29%	7
MEDEXPRESS URGENT CARE PENNSVILLE		5	2	29%	7
PERSONAL PHYSICIAN CARE PA			7	100%	7
FLORIDA HOSPITAL APOPKA		6	1	14%	7
USCG SECTOR ST PETE		3	4	57%	7
DOCTORS HOSPITAL OF AUGUSTA		7			7

COVID-19: testing by laboratory

Data through May 31, 2021 verified as of Jun 1, 2021 at 09:25 AM

Data in this report are provisional and subject to change.

The numbers in the table below represent the number of Florida and non-Florida residents for whom test results were received by the Department of Health. A person can be tested by more than one laboratory and can have both positive and negative results. **Therefore, the sum of the numbers in each column will be larger than the total number of people tested.**

Reporting lab	Inconclusive	Negative	Positive	Percent positive	Total
PROHEALTH MED		2	5	71%	7
LEPE'S HOUSE			7	100%	7
SUPERIOR RESIDENCES AT CALA HILLS		7			7
MINUTECLINIC DIAG OF IND LLC #6998		6	1	14%	7
NU WAVE MEDICAL CENTER			7	100%	7
DIAGNOSTIC & MEDICAL SPECIALISTS OF GREENWICH		5	2	29%	7
CVS CA8850POCT HUNTINGTON BEACH		6	1	14%	7
MANATEE PEDIATRICS			7	100%	7
MINUTECLINIC, LLC (CLINIC 10928)		7			7
MORGAN STANLEY HEALTH CENTER		7			7
MEDEXPRESS - NEW CASTLE, DUPONT HWY		6	1	14%	7
OPTUM PRIMARY CARE - FOUNTAIN OAKS		3	4	57%	7
CVS PA5241POCT CHALFONT		7			7
WILLIAM S MIDDLETON MEMORIAL VET HOSP		7			7
MEDNOW URGENT CARE		3	4	57%	7
PARADISE VILLA ALF INCORPORATED		7			7
CVS SC5479POCT INDIAN LAND		6	1	14%	7
MINIUTECLINIC DIAG OF IND, LLC #6553		7			7
MAXHEALTH		5	2	29%	7
ADVENTHEALTH MEDICALGROUP PEDIATRICS AT ORLANDO		7			7
MEDEXPRESS - COLLINSVILLE BELT LINE		5	2	29%	7
LAKE NONA PEDIATRICS IN ASSOCIATION WITH NEMOURS		5	2	29%	7
Home Health Care Clinic		6	1	14%	7
CVS GA5637POCT VILLA RICA		6	1	14%	7
Kennedy University Hospital		6	1	14%	7
KEISER UNIVERSITY		7			7
ST. LUCIE COUNTY HEALTH DEPARTMENT		5	2	29%	7
CVS NH6596POCT HAMPTON		7			7
DALLAS COUNTY HEALTH AND HUMAN SERVICES			7	100%	7
UPMC HEALTH SYSTEM		4	3	43%	7
PEDIATRICS URGENT CARE, LLC			7	100%	7
QUE		4	3	43%	7
Englewood Health Care Center		7			7
CVS GA5622POCT DALLAS		5	2	29%	7
ECLRS		2	5	71%	7
GRACE REHABILITATION CENTER OF VERO BEACH		4	3	43%	7
DEPARTMENT OF HEALTH AND HUMAN SERVICES STATE OF NEW HAMPSHIRE			7	100%	7
DOCTORS OFFICE OF NEW JERSEY		7			7
CVS NM8918POCT ALBUQUERQUE		7			7
PUTNAM HOSPITAL CENTER LABORATORY		7			7
Bon Secours Place		6	1	14%	7
CVS IL5797POCT CAROL STREAM		7			7
RIVER OAKS TREATMENT CENTER			7	100%	7
MEDEXPRESS URGENT CARE-NESHANNOCK TWP		6	1	14%	7
Wilkes-Barre VAMC		7			7
IRL MARKET LAB			7	100%	7
NIBHA MEDIRATTA MD PL			7	100%	7

COVID-19: testing by laboratory

Data through May 31, 2021 verified as of Jun 1, 2021 at 09:25 AM

Data in this report are provisional and subject to change.

The numbers in the table below represent the number of Florida and non-Florida residents for whom test results were received by the Department of Health. A person can be tested by more than one laboratory and can have both positive and negative results. **Therefore, the sum of the numbers in each column will be larger than the total number of people tested.**

Reporting lab	Inconclusive	Negative	Positive	Percent positive	Total
MINUTECLINIC DIAGNOSTIC OF OHIO #2964		7			7
LYNMOORE,THE		7			7
DELAWARE DEPARTMENT OF HEATH		6	1	14%	7
CVS AZ9290POCT PHOENIX		6	1	14%	7
FLORIDA HOSPITAL KISSIMMEE		4	3	43%	7
TAMPA FAMILY HEALTH CENTER		1	6	86%	7
CVS IL3163POCT OAK PARK		7			7
CVS TN6414POCT SMYRNA		5	2	29%	7
DOCTOR'S IN-HOUSE LAB/COMMUNITY HEALTH CENTERS OF PINELLAS -PINELLAS P			7	100%	7
TREASURE COAST INFECTIOUS DISEASE CONSULTANTS		4	3	43%	7
PENINSULA CARE AND REHABILITATION CENTER			7	100%	7
BETHESDA COMMUNITY HEALTH CENTER			7	100%	7
FARRIOR FACIAL PLASTIC SURGERY		7			7
NORTH FLORIDA MEDICAL CENTERS INC		1	6	86%	7
NYU WINTHROP HOSPITAL PATHOLOGY		7			7
PEDIATRICS OF CENTRAL FLORIDA		5	2	29%	7
PRINCETON BMC LABORATORY		6	1	14%	7
BALTIMORE CITY HEALTH DEPT COMMUNICABLE DISEASES AND EPIDEMIOLOGY			7	100%	7
HELIX MEDICAL CENTERS		1	6	86%	7
HEARTLAND PEDIATRICS OF LAKE PLACID			7	100%	7
BLACK STALLION WALK IN AND EXERCISE CLINICS LLC		4	3	43%	7
MINUTE CLINIC DIAGNOSTIC OF VIRGINIA, LLC #6292		6	1	14%	7
JUPITER ISLAND PUBLIC SAFETY		5	2	29%	7
PELICAN LANDING		1	6	86%	7
PROGRESS PHARMACY INC		2	5	71%	7
MANATEE MEMORIAL HOSPITAL CLINICAL LABORATORY			7	100%	7
MEDEXPRESS URGENT CARE - NORTH LITTLE		6	1	14%	7
NELSON BIOLOGICAL			7	100%	7
DIXIE COUNTY EMERGENCY SERVICES		1	6	86%	7
OCALA FAMILY MEDICAL CENTER		7			7
CVS MA929POCT FRANKLIN		7			7
FLORIDA DEPARTMENT OF HEALTH IN MIAMI DADE COUNTY		5	2	29%	7
ADVENTHEALTH CELEBRATION EMPLOYEE CLINIC		7			7
CVS PA1657POCT YORK		6	1	14%	7
LIZS ADULT CARE		7			7
MEDHELP TRUSSVILLE		6	1	14%	7
CVS TN7698POCT KNOXVILLE		7			7
MEDEXPRESS URGENT CARE-MUNCIE		7			7
CVS TX2263POCT SAN ANTONIO		7			7
HEALTH CARE LABORATORY SERVICES		1	6	86%	7
ADVENT HEALTH APOPKA		3	4	57%	7
KINGSTON RESIDENCE OF MARION		7			7
KIDS CORNER PEDIATRICS PLLC		6	1	14%	7
DOTHAN WEST FAMILY MEDICINE		5	2	29%	7
METHODIST HEALTHCARE UNIVERSITY HOSPIT		7			7
The Oaks of Clearwater		7			7
ALL4KIDZ PEDIATRICS LLC		4	3	43%	7

COVID-19: testing by laboratory

Data through May 31, 2021 verified as of Jun 1, 2021 at 09:25 AM

Data in this report are provisional and subject to change.

The numbers in the table below represent the number of Florida and non-Florida residents for whom test results were received by the Department of Health. A person can be tested by more than one laboratory and can have both positive and negative results. **Therefore, the sum of the numbers in each column will be larger than the total number of people tested.**

Reporting lab	Inconclusive	Negative	Positive	Percent positive	Total
WALGREENS # 04440		6	1	14%	7
POWERS PEDIATRICS			7	100%	7
PENN MEDICINE PRINCETON MEDICAL CENTER		6	1	14%	7
VICTORIAN MANOR		2	5	71%	7
CARESOUTH HHA HOLDINGS OF TALLAHASSEE LLC		7			7
BETH ISRAEL DEACONESS MEDICAL CENTER			7	100%	7
PALM BEACH DIGESTIVE ASSOCIATES			7	100%	7
MINUTECLINIC, LLC #1431		6	1	14%	7
EL PARAISO HOME INC		7			7
COMMUNITY HEALTH CENTERS OF PINELLAS, INC		4	3	43%	7
NEMOURS CHILDREN'S HOSPITAL			7	100%	7
CVS NJ837POCT MARLTON		7			7
MEDEXPRESS URGENT CARE - WEIRTON		7			7
MOUNT SINAI BROOKLYN LABORATORY		6	1	14%	7
MEDEXPRESS URGENT CARE - LOGAN		7			7
MIDDLEBURG VA CBOC		5	2	29%	7
CAMELLIA AT DEERWOOD		2	5	71%	7
CVS PA1379POCT LANSDALE		6	1	14%	7
LEE COUNTY HEALTH DEPARTMENT		4	3	43%	7
Mitchell Hollingsworth Nursing and Rehab		7			7
GARDENS PEDIATRICS			7	100%	7
MEDEXPRESS URGENT CARE-HERSHEY		6	1	14%	7
SOUTH COM HEALTH CLINIC, DEPT. OF THE ARMY		7			7
PANCARE HEALTH - HOSFORD SCHOOL			7	100%	7
GUTHRIE CORNING HOSPITAL LABORATORY		7			7
WOMENS CARE FLORIDA LLC		5	2	29%	7
BAYCARE MEDICAL GROUP, INC		6	1	14%	7
FLORIDA CANCER SPECIALISTS & RESEARCH INSTITUTE		6	1	14%	7
CENTRAL JERSEY URGENT CARE OF BROWN MI		7			7
GRACE WELLNESS CENTER LLC		6	1	14%	7
MEDEXPRESS URGENT CARE-SCOTT TOWNSHIP		6	1	14%	7
FLORIDA PREMIER MEDICAL CARE PA			7	100%	7
DEVANSH LAB WERKS		1	6	86%	7
LAKE CITY CORRECTIONAL FACILITY			7	100%	7
Thermopolis Rehabilitation Wellness		7			7
CVS NE5714POCT OMAHA		6	1	14%	7
WILDLIGHT LAB			7	100%	7
FAMILY MEDICINE MEDICAL DRIVE		7			7
CVS NV2928POCT LAS VEGAS		7			7
MINUTECLINIC DIAG OF IND LLC #6840		6	1	14%	7
PALM GARDEN OF SUN CITY			7	100%	7
PURECARE PHARMACY		6	1	14%	7
TRUE HEALTH DIAGNOSTICS		1	6	86%	7
CVS CA9823POCT SACRAMENTO		6	1	14%	7
FRESENIUS KIDNEY CARE FORT WALTON BEACH			7	100%	7
MEDEXPRESS URGENT CARE-DUBOIS		7			7
EXPICARE NURSING AGENCY, INC		5	2	29%	7

COVID-19: testing by laboratory

Data through May 31, 2021 verified as of Jun 1, 2021 at 09:25 AM

Data in this report are provisional and subject to change.

The numbers in the table below represent the number of Florida and non-Florida residents for whom test results were received by the Department of Health. A person can be tested by more than one laboratory and can have both positive and negative results. **Therefore, the sum of the numbers in each column will be larger than the total number of people tested.**

Reporting lab	Inconclusive	Negative	Positive	Percent positive	Total
MEDEXPRESS - NEWARK		7			7
MIAMI RESCUE MISSION CLINIC INC			7	100%	7
MINUTE CLINIC LLC #1831		7			7
CARENOW URGENT CARE-MADISON		7			7
WATAUGA MEDICAL CENTER		4	3	43%	7
NORTHPORT MEDICAL CENTER LAB		7			7
GENTRY PARK ORLANDO ASSISTED LIVING		6	1	14%	7
BOONE DRUG & HEALTHCARE AT DEERFIELD			7	100%	7
Parkside Villa		7			7
BROOKDALE LAKE ORIENTA			7	100%	7
MARIANNA CBOC		7			7
TESTD			7	100%	7
COMPLETE FAMILY CARE, LLC/UNIVERSITY OF SAINT MARY		7			7
BELL-MINOR HOME		7			7
Hunterdon Medical Center Laboratory		6			6
UW MEDICINE VIROLOGY LAB			6	100%	6
CARL R DARNALL ARMY MEDICAL CENTER			6	100%	6
RHEA MEDICAL CENTER		6			6
OURMED		5	1	17%	6
PALMETTO HEALTH ALLIANCE		3	3	50%	6
FLORIDA MEDICAL CLINIC -INTERNAL MED DADE CITY			6	100%	6
DISCOVERY VILLAGE AT DEERWOOD			6	100%	6
MINUTECLINIC DIAGNOSTIC OF PA LLC		6			6
CLINICAL ASSOCIATES OF ORLANDO LLC		6			6
STARMED FAMILY & URGENT CARE			6	100%	6
FIRST COAST CARDIOVASCULAR INSTITUTE PA			6	100%	6
JERSEY SHORE MEDICAL CENTER		6			6
CVS OH2486POCT NILES		4	2	33%	6
Madison Health & Rehabilitation		6			6
CVS IL8753POCT CHICAGO		6			6
MEDEXPRESS URGENT CARE - ROCKAWAY		6			6
HILLSBOROUGH COUNTY HEALTH DEPARTMENT			6	100%	6
MIZELL MEMORIAL HOSPITAL			6	100%	6
PARADIGM LABORATORIES			6	100%	6
IMA MEDICAL CENTER OF WEST TAMPA		3	3	50%	6
PALM HARBOR DERMATOLOGY		4	2	33%	6
RAPID MEDLAB (004MO)		5	1	17%	6
MEDEXPRESS URGENT CARE - CHERRY HILL		6			6
ORLANDO HEALTH PHYSICIAN GROUP			6	100%	6
ADERHOLT MEDICAL, LLC		6			6
Park Ridge Nursing Center		3	3	50%	6
TAMIAMI LAB MILLENIUM			6	100%	6
Oakwood - North Baldwins Center for Living		6			6
OCHSNER MEDICAL CENTER			6	100%	6
IVY ROSEN MD PLLC		6			6
PRESBYTERIAN HOME		6			6
TULLAHOMA HMA, LLC		5	1	17%	6

COVID-19: testing by laboratory

Data through May 31, 2021 verified as of Jun 1, 2021 at 09:25 AM

Data in this report are provisional and subject to change.

The numbers in the table below represent the number of Florida and non-Florida residents for whom test results were received by the Department of Health. A person can be tested by more than one laboratory and can have both positive and negative results. **Therefore, the sum of the numbers in each column will be larger than the total number of people tested.**

Reporting lab	Inconclusive	Negative	Positive	Percent positive	Total
LUMADOC HEALTH		4	2	33%	6
MINUTECLINIC DIAGNOSTIC OF MICHIGAN, P		6			6
RIVERVIEW ALF OPERATOR LLC		1	5	83%	6
WELL HEALTH WORKS, LLC - THE GARDEN THEATER		6			6
CVS IL4778POCT EVANSTON		6			6
PHYSICIANS URGENT CARE BERRY FARMS		4	2	33%	6
CVS NE8615POCT LINCOLN		5	1	17%	6
HELIX KH UC		1	5	83%	6
BAYSHORE POINTE NURSING AND REHAB CENTER			6	100%	6
CVS TX7156POCT RICHARDSON		5	1	17%	6
CVS NATIONAL HARBOR MD2297714CV		6			6
MED EXPRESS URGENT CARE PC - MARYLAND		5	1	17%	6
CVS AZ5026POCT MESA		6			6
CLINICAL CARE ASSOCIATES			6	100%	6
UT SOUTHWESTERN MEDICAL CENTER			6	100%	6
MEDEXPRESS URGENT CARE - VINELAND S MA		6			6
TEXAS MEDCLINIC			6	100%	6
DOCS URGENT CARE		1	5	83%	6
UNILAB		2	4	67%	6
LRHS Southeastern University		4	2	33%	6
Georgiana Health and Rehabilitation, LLC		6			6
HUNTERS CREEK PEDIATRICS		6			6
URGENT CARE HOUSECALLS PA		5	1	17%	6
ASCENSION ST VINCENT'S CLAY COUNTY			6	100%	6
VA Boston HCS-West Roxbury Division		5	1	17%	6
MINUTECLINIC DIAGNOSTIC OF NH, LLC (CL		5	1	17%	6
FIVE TOWNS PREMIER REHABILITATION AND, THE		6			6
MORRIS HALL/ST JOSEPH NURSING CENTER		6			6
CONCENTRA - ORLANDO SOUTH II		5	1	17%	6
MARSHALL MEDICAL CENTER SOUTH LAB		5	1	17%	6
DEPARTMENT OF HEALTH AND HUMAN SERVICES DIVISION OF BEHAVIORAL HEALTH		1	5	83%	6
MINUTECLINIC, DIAGNOSTIC OF TEXAS, LLC		6			6
XPRESS URGENT CARE LLC		6			6
MINUTECLINIC DIAGNOSTIC OF TEXAS, LLC #7435		4	2	33%	6
Kroger 673 - The Little Clinic Dallas		5	1	17%	6
CONCENTRA			6	100%	6
LOS ALAMOS NATIONAL LABORATORY		6			6
FHPG FAMILY MEDICAL CENTER OF TAMPA BAY		1	5	83%	6
FLORIDA HEALTHCARE OF ORLANDO		1	5	83%	6
MOBILE HEALTH MEDICAL SERVICES PC		6			6
WOODHULL MEDICAL AND MENTAL HEALTH CTR		6			6
CHILDREN'S HOSPITAL OF PHILADELPHIA		5	1	17%	6
QUATRACOR PLLC		6			6
TIMBER CREEK PEDIATRICS		6			6
REGIONAL MEDICAL CENTER BAYONET POINT			6	100%	6
CVS IN6605POCT INDIANAPOLIS		5	1	17%	6
ENIGMA DIAGNOSTIC, INC.			6	100%	6

COVID-19: testing by laboratory

Data through May 31, 2021 verified as of Jun 1, 2021 at 09:25 AM

Data in this report are provisional and subject to change.

The numbers in the table below represent the number of Florida and non-Florida residents for whom test results were received by the Department of Health. A person can be tested by more than one laboratory and can have both positive and negative results. **Therefore, the sum of the numbers in each column will be larger than the total number of people tested.**

Reporting lab	Inconclusive	Negative	Positive	Percent positive	Total
RUSH UNIVERSITY MEDICAL CENTER LABORATORY			6	100%	6
AMERICAN MEDICAL RESPONSE - DENVER		3	3	50%	6
PREMIER TOTAL HEALTHCARE INC		6			6
THE LITTLE CLINIC			6	100%	6
LPG COCONUT POINT - FAMILY/ INTERNAL MEDICINE		6			6
AARK LABORATORY		6			6
WELLMED AT APOLLO BEACH BLVD		4	2	33%	6
Samuel S. Stratton VAMC		6			6
JOSEF SCHENKER, MD, PC		6			6
MEDEXPRESS URGENT CARE - KOKOMO		6			6
MINUTECLINIC DIAG OF IND, LLC #8645		6			6
ARC POINT LABS OF AUSTIN NORTH			6	100%	6
ELITE MD GROUP INC		2	4	67%	6
CVS MO5655POCT LIBERTY		3	3	50%	6
HEARTLAND HOME HEALTH CARE		6			6
SAINT PETER'S UNIVERSITY HOSPITAL		6			6
APALACHEE CENTER INC		4	2	33%	6
LAKEVIEW TERRACE HOME HEALTH SERVICES LLC			6	100%	6
ATLANTIC COMMUNITY HIGH SCHOOL		5	1	17%	6
MEDEXPRESS URGENT CARE SHADYSIDE		5	1	17%	6
LIFEGUARD URGENT CARE			6	100%	6
FLORIDA WOMAN CARE LABORATORY			6	100%	6
MEDICAL CENTER AT OCEAN REEF		1	5	83%	6
RIVER CITY PRIMARY AND URGENT CARE			6	100%	6
FLORIDA HEALTH CARE PLANS STIRLING CENTER			6	100%	6
THE WINDSOR OF OCALA		2	4	67%	6
MAXCARE CLINIC			6	100%	6
St. Josephs Hospital		4	2	33%	6
CVS OK6225POCT EDMOND		6			6
AMERICAN EAGLE LEESBURG AL LLC DBA VISTA LAKE			6	100%	6
COVID RAPID LABS		1	5	83%	6
CAREWELL 301 - WARWICK			6	100%	6
QUENTIN N BURDICK MEMORIAL HEALTH CARE		6			6
BROWARD COUNTY HEALTH DEPT.			6	100%	6
VALSPAR CHAMPIONSHIP		6			6
MINUTECLINIC DIAG OF IND, LLC #5369		5	1	17%	6
VA OUTPATIENT PHARMACY			6	100%	6
SARASOTA IMMEDIATE CARE			6	100%	6
CDRX INFUSION			6	100%	6
RADEAS			6	100%	6
CENTRAL FLORIDA PRIMARY CARE			6	100%	6
PATIENT FIRST - ALLENTOWN			6	100%	6
MEDEXPRESS URGENT CARE - WILKES BARRE		5	1	17%	6
SOUTHEASTERN DERMATOLOGY GROUP PA		5	1	17%	6
UT MEMPHIS UNIVERSITY HEALTH SERVICES			6	100%	6
SOLLIS HEALTH			6	100%	6
ADVENT HEALTH - TUSKAWILLA		4	2	33%	6

COVID-19: testing by laboratory

Data through May 31, 2021 verified as of Jun 1, 2021 at 09:25 AM

Data in this report are provisional and subject to change.

The numbers in the table below represent the number of Florida and non-Florida residents for whom test results were received by the Department of Health. A person can be tested by more than one laboratory and can have both positive and negative results. **Therefore, the sum of the numbers in each column will be larger than the total number of people tested.**

Reporting lab	Inconclusive	Negative	Positive	Percent positive	Total
BNR PHARMACY INC		6			6
OVIDO CHILDRENS HEALTH CENTER LLC		1	5	83%	6
CURATIVE CARE CENTER INC		1	5	83%	6
SOUTHERN OCEAN MEDICAL CENTER		6			6
ST LUKE'S BOISE REGIONAL MEDICAL CENTER		6			6
CVS MINUTE CLINIC DIAGNOSTIC MED GRP		6			6
CVS MD1515POCT LEONARDTOWN		4	2	33%	6
EXCEL URGENT CARE OF NJ, LLC		4	2	33%	6
MCKENZIE-WILLAMETTE MEDICAL CENTER LAB		6			6
PR HEALTH		1	5	83%	6
MOUNT SINAI AVENTURA DIAGNOSTIC CENTER			6	100%	6
FLORIDA MEDICAL SPECIALISTS		2	4	67%	6
ST BARNABAS HOSPITAL		6			6
CVS MA1094POCT GREENFIELD		6			6
MINUTECLINIC, LLC #07852		5	1	17%	6
WELLPATH		5	1	17%	6
UNILAB OF DADE INC			6	100%	6
MEDEXPRESS URGENT CARE - MBURG COMMONS		5	1	17%	6
ELITE MEDICAL CENTER		1	5	83%	6
BAYCARE ALLIANT HOSPITAL			6	100%	6
CVS PA258POCT MCKEES ROCKS		6			6
FIFTH AVENUE PEDIATRICS		3	3	50%	6
PIEDMONT NEWNAN HOSPITAL		5	1	17%	6
CVS AZ33POCT TEMPE		6			6
CARNEGIE HILL PEDIATRICS LLP		5	1	17%	6
GENTLE MEDICINE ASSOCIATES / DR. REGINE BATAILLE		6			6
RURAL HEALTH CARE INC			6	100%	6
Army Residence Community		5	1	17%	6
CVS NC2771POCT CLAYTON		5	1	17%	6
FAMILY TREE PRIMARY CARE		5	1	17%	6
FLORIDA DEPARTMENT OF HEALTH SEMINOLE COUNTY		1	5	83%	6
MEDEXPRESS NORTHSIDE			6	100%	6
MINUTECLINIC, LLC #07876		5	1	17%	6
CELAL GUROL ERBAY, MD			6	100%	6
PUBLIC HEALTH LAB		6			6
CVS MA654POCT ACTON		6			6
GUTHRIE MEDICAL GROUP LABORATORIES		6			6
RANDOLPH COUNTY HEALTH & REHABILITATIO		6			6
CVS PA2688POCT COLLEGEVILLE		6			6
MEDEXPRESS URGENT CARE - ELM GROVE		5	1	17%	6
ST VINCENTS AMBULATORY CARE INC		3	3	50%	6
DAVISON HEALTH CENTER WESLEYAN UNIVERS		6			6
GENEVA GENERAL HOSPITAL LABORATORY		4	2	33%	6
GOOD SAMARITAN HOSPITAL		4	2	33%	6
MINUTECLINIC DIAGNOSTIC OF OHIO #6139		6			6
MEDEXPRESS URGENT CARE - SUMMERSVILLE, WEBSTER RD		6			6
QUALITY MEDICAL CARE			6	100%	6

COVID-19: testing by laboratory

Data through May 31, 2021 verified as of Jun 1, 2021 at 09:25 AM

Data in this report are provisional and subject to change.

The numbers in the table below represent the number of Florida and non-Florida residents for whom test results were received by the Department of Health. A person can be tested by more than one laboratory and can have both positive and negative results. **Therefore, the sum of the numbers in each column will be larger than the total number of people tested.**

Reporting lab	Inconclusive	Negative	Positive	Percent positive	Total
MEDEXPRESS URGENT CARE - DANVILLE		6			6
Advanced Care Center			6	100%	6
MEDEXPRESS URGENT CARE - WAXAHACHIE, N HIGHWAY 77		4	2	33%	6
CVS IN5696POCT FORT WAYNE		6			6
WAKEMED		1	5	83%	6
MEDEXPRESS URGENT CARE PLEASANT HILLS		5	1	17%	6
MASSACHUSETTS PIRATES, LLC		6			6
CVS MN663POCT APPLE VALLEY		5	1	17%	6
THE DOCTOR'S OFFICE OF WEST CALDWELL		6			6
CVS MA1006POCT BROCKTON		6			6
MENORAH MANOR			6	100%	6
ADVANCED URGENT CARE OF MARATHON		1	5	83%	6
WALGREENS SARASOTA		5	1	17%	6
MINUTECLINIC LLC #5041		2	4	67%	6
COMPUNET CLINICAL LAB			6	100%	6
CITIZENS BAPTIST MEDICAL CENTERS LAB		5	1	17%	6
PREMIER FAMILY HEALTH PA			6	100%	6
CAREMOUNT MEDICAL PC		6			6
Errera Community Care Center		6			6
FAMILY CARE MEDICAL CENTER			6	100%	6
UNIVERISTY OF MIAMI			6	100%	6
UNC HOSPITAL/MCLENDON CLINICAL LABORATORIES			6	100%	6
SANTOS REHABILITATION CENTER INC			6	100%	6
PLEASANTVILLE OF SEBASTIAN LLC□			6	100%	6
CVS GA2279POCT SUWANEE		6			6
TALLAHASSEE MEMORIAL HEALTHCARE			6	100%	6
ANTHONY-BROWN PHARMACY		6			6
MERCY URGENT CARE			6	100%	6
NORTH FLORIDA PEDIATRICS JASPER			6	100%	6
PENN NURSING CENTER		6			6
SIGNATURE URGENT CARE			6	100%	6
MERCY COLLEGE HEALTH OFFICE		6			6
GENESIS FAMILY PRACTICE		3	3	50%	6
PATHGROUP LABS, LLC		4	2	33%	6
BROOKDALE AVONDALE (BU 04360)			6	100%	6
ADVENT HEALTH MEDICAL GROUP		5	1	17%	6
TANNER MEDICAL CENTER LABORATORY		5	1	17%	6
ST LUKES HOSPITAL LABORATORY		2	4	67%	6
Northwell Lab		2	4	67%	6
CVS MO10053POCT SAINT PETERS		6			6
HOLLY HILL HOME INFUSION SERVICE		5	1	17%	6
BOCA VIPEDIATRICS			6	100%	6
ADVENTHEALTH GORDON		5	1	17%	6
CVS MA920POCT CLINTON		6			6
MEDEXPRESS URGENT CARE-PITTSFIELD		6			6
CVS TX7821POCT LEAGUE CITY		6			6
PRINCIPLE HOSPICE SERVICE, LLC		1	5	83%	6

COVID-19: testing by laboratory

Data through May 31, 2021 verified as of Jun 1, 2021 at 09:25 AM

Data in this report are provisional and subject to change.

The numbers in the table below represent the number of Florida and non-Florida residents for whom test results were received by the Department of Health. A person can be tested by more than one laboratory and can have both positive and negative results. **Therefore, the sum of the numbers in each column will be larger than the total number of people tested.**

Reporting lab	Inconclusive	Negative	Positive	Percent positive	Total
CVS OH4300POCT STRONGSVILLE		6			6
ALVARO J DANGOND MD PA		4	2	33%	6
ALLEGRO FLEMING ISLAND		1	5	83%	6
CLINICAL LABORATORIES OF THE BUFFALO		5	1	17%	6
MINUTECLINIC DIAGNOSTIC MED GRP OF ORA		4	2	33%	6
UF HEALTH PATHOLOGY LABORATORIES			6	100%	6
MANORCARE HEALTH SERVICES			6	100%	6
BRIGHT HEALTH CLINIC CORP			6	100%	6
QUICK CARE MED WALK IN AND URGENT CARE			6	100%	6
CHILDREN'S HEALTHCARE OF ATLANTA		6			6
AMERICAN HEALTH ASSOC. LABORATORY SOUTH		4	2	33%	6
CVS IL1170POCT JOLIET		6			6
CULLMAN REGIONAL URGENT CARE		5	1	17%	6
ManorCare Rehabilitation Center- Decatur		6			6
BROWARD TRANSITIONAL CENTER			6	100%	6
WELLSTREET - PONCE DE LEON		6			6
MEDEXPRESS URGENT CARE - FREDERICK		6			6
Arbors at Marietta		6			6
MINUTECLINIC #1773		6			6
MINUTECLINIC DIAG OF IND, LLC #6483		4	2	33%	6
MEDEXPRESS URGENT CARE - RUNNEMEDE		4	2	33%	6
MEDEXPRESS URGENT CARE - LEDGEWOOD		5	1	17%	6
PANCARE HEALTH - ALTHA PUBLIC			6	100%	6
CVS OH3393POCT AURORA		5	1	17%	6
ARLINGTON OF NAPLES		6			6
WEST COCOA PHARMACY		3	3	50%	6
WG WINDSOR WOODS SH LLC		6			6
NORTH OKALOOSA CLINIC CORP		3	3	50%	6
CVS IN6572POCT INDIANAPOLIS		6			6
REDMED OF CROSSTOWN		3	3	50%	6
CVS MA1095POCT AMHERST		5	1	17%	6
BROOKDALE CLERMONT			6	100%	6
GIEBEIG FAMILY MEDICINE PA			6	100%	6
FLEET LANDING			6	100%	6
ELIAS KANAAN MD PA		6			6
MINUTECLINIC DIAGNOSTIC PA #3344		6			6
LAKE MARY HEALTH AND REHABILITATION CENTER		1	5	83%	6
MINUTECLINIC DIAGNOSTIC OF TN PC #442		4	2	33%	6
FOUNDCARE, INC			5	100%	5
CARE CENTER OF LAKE PLACID		1	4	80%	5
BIOTECH CLINICAL LABORATORY			5	100%	5
JOE DIMAGGIO CHILDREN'S HOSPITAL		1	4	80%	5
BEACH HOUSE		5			5
CVS NV8784POCT LAS VEGAS		4	1	20%	5
CVS AZ4795POCT MESA		5			5
QUINTON MEMORIAL HEALTH CARE CENTER		5			5
LATCHER LABORATORY OF A O FOX MEMORIAL		3	2	40%	5

COVID-19: testing by laboratory

Data through May 31, 2021 verified as of Jun 1, 2021 at 09:25 AM

Data in this report are provisional and subject to change.

The numbers in the table below represent the number of Florida and non-Florida residents for whom test results were received by the Department of Health. A person can be tested by more than one laboratory and can have both positive and negative results. **Therefore, the sum of the numbers in each column will be larger than the total number of people tested.**

Reporting lab	Inconclusive	Negative	Positive	Percent positive	Total
MIAMI MEDICAL CONSULTANT PA			5	100%	5
CVS IN6757POCT COLUMBUS		5			5
NAVAL MEDICAL CENTER			5	100%	5
FALLSBURG CHAI		5			5
LPG PEDIATRICS AT CAPE CORAL		5			5
MEDEXPRESS URGENT CARE-BLOOMFIELD AVEN		4	1	20%	5
INTERNAL MEDICINE & PRIMARY CARE ASSOCIATES, PLC			5	100%	5
NYC PUBLIC HEALTH LABS			5	100%	5
INVERNESS FAMILY CARE HIGH RISK PLLC			5	100%	5
FLORIDA DEPARTMENT OF HEALTH - INVERNESS		3	2	40%	5
CFP PHYSICIANS GROUP			5	100%	5
Kroger 099 - The Little Clinic Fort Collins		5			5
EGL GENETICS DIAGNOSTICS			5	100%	5
URGENT CARE COASTAL GA			5	100%	5
CVS OH6149POCT UPPER ARLINGTON		2	3	60%	5
SCIENCE CARE			5	100%	5
Crowne Health Care of Montgomery		5			5
PEDIATRICS OF ALTAMONTE		5			5
INDIAN RIVER PRIMARY CARE PA		5			5
INFECTION CONTROL/ EMPHEALTH		3	2	40%	5
James A. Lovell Federal Health Care Center		5			5
XRL SXF REF LAB		5			5
JACKSON SOUTH COMMUNITY HOSPITAL LAB			5	100%	5
CVS OH4499POCT LYNDHURST		3	2	40%	5
FRESENIUS MEDICAL CARE			5	100%	5
GULF COAST VETERANS HCS PANAMA CITY OPC		5			5
MEDEXPRESS URGENT CARE - ANDERSON		5			5
CATSKILL REGIONAL MEDICAL CENTER		5			5
LABS PLUS LLC		5			5
CLINICAL PATHOLOGY LABORATORIES			5	100%	5
EAST CENTRAL FLORIDA OUT PATIENT IMAGING			5	100%	5
ST JOHN'S RIVERSIDE HOSPITAL		4	1	20%	5
MEDEXPRESS URGENT CARE - MOUNTAIN HOME		4	1	20%	5
GRADY MEMORIAL HOSPITAL/MICRO			5	100%	5
WOMACK ARMY MEDICAL CENTER			5	100%	5
WINCHESTER MEDICAL CENTER			5	100%	5
THE DOCTORS CENTER HEALTHCARE-SOUTHSIDE		1	4	80%	5
EAST BANK HOSPITAL - UNIVERSITY OF MINNESOTA MEDICAL CENTER			5	100%	5
MONTEFIORE MEDICAL CENTER LABS MONTEFIORE		4	1	20%	5
AUGUSTA HEALTH			5	100%	5
LabCorp of America			5	100%	5
TANNER MEDICAL CENTER EAST AL		5			5
FASTMED URGENT CARE			5	100%	5
COLUMBIA MEMORIAL HOSPITAL LABORATORY		5			5
URGENT CARE OF ERWIN		5			5
CVS IN8639POCT TERRE HAUTE		5			5
CVS MA217POCT TEWKSBURY		4	1	20%	5

COVID-19: testing by laboratory

Data through May 31, 2021 verified as of Jun 1, 2021 at 09:25 AM

Data in this report are provisional and subject to change.

The numbers in the table below represent the number of Florida and non-Florida residents for whom test results were received by the Department of Health. A person can be tested by more than one laboratory and can have both positive and negative results. **Therefore, the sum of the numbers in each column will be larger than the total number of people tested.**

Reporting lab	Inconclusive	Negative	Positive	Percent positive	Total
VIDANT MEDICAL CENTER			5	100%	5
MEDEXPRESS URGENT CARE-VINLAND SOUTH		4	1	20%	5
NORTH SHORE HEMATOLOGY-ONCOLOGY ASSOCIATES, PC		5			5
Kingston Care Center of Sylvania		5			5
MINUTECLINIC DIAGNOSTIC OF NORTH CARO		5			5
SIENA COLLEGE SPORTS MEDICINE CENTER		5			5
CVS CA9145POCT SANTEE		4	1	20%	5
ENT AND ALLERGY ASSOCIATES OF FLORIDA, LLC			5	100%	5
MINUTECLINIC, LLC #5707		5			5
Harbert Hills Academy Nursing Home		5			5
BOND & STEELE CLINIC PA D/B/A BOND CLINIC PA		5			5
CVS OH6167POCT ASHLAND		5			5
MEDEXPRESS URGENT CARE, MILLCREEK		5			5
OCCMED SOLUTIONS		2	3	60%	5
PRL NYC PANDEMIC RESPONSE LAB			5	100%	5
BROOKDALE NEW PORT RICHEY			5	100%	5
ALPHADERA LABS, LLC			5	100%	5
AHC Decatur County		5			5
KEYSTONE REHABILITATION AND HEALTH CENTER		1	4	80%	5
ST JOHNS BIOMEDICAL LAB		5			5
PRECISION DIAGNOSTICS INC - NJ		5			5
CVS NC7548POCT FUQUAY VARINA		4	1	20%	5
NOVANT HEALTH UVA		2	3	60%	5
GENTLE HANDS MOBILE PHLEBOTOMY			5	100%	5
FRESENIUS KIDNEY CARE SOUTH ORLANDO			5	100%	5
CVS CA9606POCT TEMECULA		5			5
MEDEXPRESS URGENT CARE - WALDORF, CRAIN HWY		5			5
AMI ST FRANCIS HOSPITAL LABORATORY		4	1	20%	5
AFFINITY URGENT CARE			5	100%	5
MIDDLETON PEDIATRICS			5	100%	5
DIAGNOSTECHS		4	1	20%	5
APOLLO GARDENS RETIREMENT RESIDENCE CARE		5			5
RAS MEDICAL SOLUTIONS, LLC		4	1	20%	5
MINNESOTA DEPARTMENT OF HEALTH PUBLIC HEALTH LABORATORY DIVISION	1		4	80%	5
HELIX URGENT CARE			5	100%	5
LIVING WATERS MEDICAL CENTER			5	100%	5
UNIVERSITY OF WASHINGTON MEDICAL CENTER (UWMC) EMERGENCY DEPT.			5	100%	5
CVS NV2989POCT NORTH LAS VEGAS		4	1	20%	5
FLORIDA CLINICAL LABORATORY - BIOREFERENCE LABORATORIES		2	3	60%	5
ADVANCED PEDIATRICS OF BOCA LLC			5	100%	5
ELITE CARE			5	100%	5
WALGREENS #3811		1	4	80%	5
FLORIDA PRIMARY & SPECIALTY CARE		5			5
L3HARRIS FAMILY MEDICAL CENTER		1	4	80%	5
SKYLINE UROLOGY		5			5
CVS NJ1927POCT GREEN BROOK		5			5
LAKEVIEW HEALTHCARE SYSTEM LLC			5	100%	5

COVID-19: testing by laboratory

Data through May 31, 2021 verified as of Jun 1, 2021 at 09:25 AM

Data in this report are provisional and subject to change.

The numbers in the table below represent the number of Florida and non-Florida residents for whom test results were received by the Department of Health. A person can be tested by more than one laboratory and can have both positive and negative results. **Therefore, the sum of the numbers in each column will be larger than the total number of people tested.**

Reporting lab	Inconclusive	Negative	Positive	Percent positive	Total
UNIVERISTY OF MEMPHIS ATHLETIC TRAINI		5			5
MEMORIAL HOSPITAL OF TAMPA			5	100%	5
CVS NC2749POCT CONCORD		5			5
BOROPARK URGENT CARE		4	1	20%	5
PINECREST PEDIATRICS GROUP LLC			5	100%	5
PINES HEALTH MART PHARMACY		5			5
BAYSHORE LABORATORY		4	1	20%	5
MID - FLORIDA PATHOLOGY LLC		1	4	80%	5
CVS TX5877POCT PEARLAND		5			5
FORSYTH HOUSE			5	100%	5
Oceanside Health & Rehabilitation Center		5			5
MIAMI CANCER INSTITUTE			5	100%	5
FASTCARE LLC			5	100%	5
MINUTECLINIC LLC #3351			5	100%	5
MINUTECLINIC DIAGNOSTIC OF PENNSYLVAN		4	1	20%	5
WASHINGTON STATE DEPARTMENT OF HEALTH PUBLIC HEALTH LABORATORIES			5	100%	5
SAN JUAN REGIONAL MEDICAL CENTER		5			5
ELDER ALTERNATIVES INC		3	2	40%	5
Arbors at Stow		5			5
CARENOW URGENT CARE - WINTER SPRINGS		4	1	20%	5
MASSENA HOSPITAL LABORATORY		5			5
CVS CA9858POCT SANTA CLARITA		4	1	20%	5
LABCORP UNSPECIFIED		5			5
RURAL/METRO MIDSOUTH,		5			5
BROOME COUNTY HEALTH DEPARTMENT		4	1	20%	5
Brookcrest Nursing Home		5			5
SUMMIT URGENT CARE EAST POINT		4	1	20%	5
CVS IL7017POCT BLOOMINGTON		5			5
COMMUNITEL			5	100%	5
ACCESS 365 URGENT CARE LLC		3	2	40%	5
HAMILTON MEDICAL CENTER LABORATORY		3	2	40%	5
LOYOLA UNIVERSITY MEDICAL CENTER LABORATORY			5	100%	5
STEUBEN COUNTY PUBLIC HEALTH		5			5
WEST PACIFIC MEDICAL LABORATORY			5	100%	5
MEDICAL UNIVERSITY SC HOSPITAL			5	100%	5
HAWTHORNE HEALTH AND REHABILITATION			5	100%	5
WESTMINSTER SHORES			5	100%	5
RUSSELL SAGE COLLEGE WELLNESS CENTER		5			5
OPP HEALTH AND REHABILITATION		5			5
ADVANCED HEART CARE OF SOUTH FLORIDA		5			5
MEDICAL CENTER ENTERPRISE		1	4	80%	5
MEDEXPRESS URGENT CARE - BECKLEY CROSS		4	1	20%	5
WELLMED AT SOUTH STUART		4	1	20%	5
URGENT TEAM MANAGEMENT OF TENNESSEE, L		4	1	20%	5
CVS MINUTE CLINIC		1	4	80%	5
ATLANTA PLUS URGENT CARE			5	100%	5
DAVENPORT PEDIATRICS CLERMONT			5	100%	5

COVID-19: testing by laboratory

Data through May 31, 2021 verified as of Jun 1, 2021 at 09:25 AM

Data in this report are provisional and subject to change.

The numbers in the table below represent the number of Florida and non-Florida residents for whom test results were received by the Department of Health. A person can be tested by more than one laboratory and can have both positive and negative results. **Therefore, the sum of the numbers in each column will be larger than the total number of people tested.**

Reporting lab	Inconclusive	Negative	Positive	Percent positive	Total
FAMILY TREE DNA			5	100%	5
WILSON PEDIATRICS			5	100%	5
MINUTECLINIC DIAGNOSTIC OF VIRGINIA, LLC #392		5			5
MEDEXPRESS URGENT CARE MARTINSBURG		3	2	40%	5
WASHINGTON COLLEGE HEALTH SERVICES		5			5
MARION COUNTY FIRE RESCUE		3	2	40%	5
UNIVERSITY OF MIAMI / SCCC RESEARCH LABORATORY			5	100%	5
LAKE COUNTY DETENTION CENTER		3	2	40%	5
THE UNIVERSITY OF VERMONT MEDICAL CENTER		4	1	20%	5
ALASKA STATE PUBLIC HEALTH LABORATORY		5			5
OPTUMCARE FLORIDA, LLC		3	2	40%	5
PEDIATRIC URGENT HEALTH CARE			5	100%	5
CVS MN6811POCT PLYMOUTH		5			5
AMAVIDA		5			5
MEMORIAL HEALTHCARE SYSTEM		1	4	80%	5
AKRON GENERAL MEDICAL CENTER MAIN		5			5
SJH			5	100%	5
MEDEXPRESS URGENT CARE HUNTINGTON		5			5
CARENOW URGENT CARE - CENTRAL AUSTIN		1	4	80%	5
CVS MO4850POCT SPRINGFIELD		5			5
COMMUNITY HEALTH CENTERS INC			5	100%	5
MEDEXPRESS URGENT CARE - BRIDGEVILLE		5			5
PATIENT FIRST			5	100%	5
BUEN PASTOR MEDICAL CENTER, INC			5	100%	5
WATERTOWN URGENT CARE PLLC		5			5
WHITE WILSON MEDICAL CENTER - FWB		1	4	80%	5
FRANCES WARDE MEDICAL LABORATORY		2	3	60%	5
Hillspring of Springboro		5			5
Kroger 449 - The Little Clinic Mountain Park		4	1	20%	5
INNOVATIVE COVID-DIVERSEY			5	100%	5
PM PEDIATRICS OF SELDEN		3	2	40%	5
FLORIDA HOSPITAL LAKE MARY		5			5
PHYSICIANS IMMEDIATE CARE ELGIN			5	100%	5
TRISTAR WELLNESS, LLC		5			5
URGENT MED INC		3	2	40%	5
SAFETY HARBOR SENIOR LIVING			5	100%	5
THE DOCTORS OFFICE OF BRICK, LLC		5			5
VA West Los Angeles Medical Center		5			5
REELFOOT FAMILY WALK IN CLINIC		4	1	20%	5
SOUTH FLORIDA FAMILY HEALTH & RESEARCH CTR			5	100%	5
GET WELL EXPRESS URGENT CARE & WALK-IN CLINIC			5	100%	5
Biopharmaceutics Laboratory Section		5			5
COVENANT COLLEGE HEALTH SERVICES		5			5
CVS CT288POCT BRISTOL		4	1	20%	5
SOUTH FLORIDA URGENT CARE CENTERS, LLC			5	100%	5
ST LUCIE COUNTY HEALTH DEPARTMENT		4	1	20%	5
CVS SC4288POCT ROCK HILL		4	1	20%	5

COVID-19: testing by laboratory

Data through May 31, 2021 verified as of Jun 1, 2021 at 09:25 AM

Data in this report are provisional and subject to change.

The numbers in the table below represent the number of Florida and non-Florida residents for whom test results were received by the Department of Health. A person can be tested by more than one laboratory and can have both positive and negative results. **Therefore, the sum of the numbers in each column will be larger than the total number of people tested.**

Reporting lab	Inconclusive	Negative	Positive	Percent positive	Total
MEDHELP PELHAM		5			5
FLAGLER HEALTH SERVICES INC			5	100%	5
MEDEXPRESS URGENT CARE - LITTLE ROCK		4	1	20%	5
FLORIDA DEPARTMENT OF HEALTH (FDOH)		2	3	60%	5
CVS CA9803POCT RIVERSIDE		5			5
THE CLINIC OF PEDIATRICS & GI MEDICINE, INC			5	100%	5
MD ANDERSON CANCER CENTER DI BAY AREA			5	100%	5
SOUTH FLORIDA RESEARCH ORGANIZATION			5	100%	5
PHOEBE SUMTER MEDICAL CENTER LABORATORY		4	1	20%	5
MEDEXPRESS URGENT CARE FOX CHAPEL		5			5
PRECISION LABS LLC		2	3	60%	5
MEDICAL CENTER OF BLOUNTSTOWN			5	100%	5
SOMA MEDICAL CENTER PA #3 PALOMINO			5	100%	5
ADVENTHEALTH MEDICAL GROUP COMMUNITY MEDICINE		4	1	20%	5
NATURE COAST PRIMARY CARE LAB LLC		1	4	80%	5
911 URGENT CARE & SURGERY CENTER		5			5
VA PRIMARY CARE ANNEX			5	100%	5
UF HEALTH PATHOLOGY LABORATORIES		1	4	80%	5
MINUTECLINIC DIAGNOSTIC MED GRP OF SAN		4	1	20%	5
WILLOW CREEK RETIREMENT CENTER		5			5
CVS SC1540POCT MYRTLE BEACH		4	1	20%	5
HELIX DIAGNOSTIX		2	3	60%	5
Wynfield Park Health and Rehabilitation		5			5
FINLAY		1	4	80%	5
IVY CREEK URGENT CARE OF ENTERPRISE			5	100%	5
NORTHERN MICHIGAN UNIVERSITY ATHLETICS		5			5
LEVY COUNTY DEPT. OF PUBLIC SAFETY		2	3	60%	5
OLEAN GENERAL HOSPITAL		5			5
ADVENTHEALTH MEDICAL GROUP PEDIATRICS		2	3	60%	5
PORT ORANGE NURSING & REHAB			5	100%	5
VEIL VALLEY MEDICAL CENTER			5	100%	5
SOUTHEAST GEORGIA PHYSICIAN ASSOCIATES		4	1	20%	5
JOHN T MACKAY MD			5	100%	5
MONTCLAIR STATE UNIV/HLTH & WELLNESS		5			5
John L. McClellan Memorial Veterans Hospital		5			5
JOSEPH SCHENKER MD PC		5			5
REHABILITATION CENTER AT JUPITER GARDENS		5			5
VIBRA HEALTH LABORATORY			5	100%	5
LIFEGUARD AMBULANCE SERVICE LLC - BAY COUNTY			5	100%	5
MINUTECLINIC DIAGNOSTIC OF OHIO #5060		4	1	20%	5
KETTERING HEALTH			5	100%	5
PHYSICIANS IMMEDIATE CARE CHICAGO			5	100%	5
BLUETAIL MEDICAL GROUP, LLC		4	1	20%	5
ADVENTHEALTH MEDICAL GROUP PEDIATRICS AT APOPKA		5			5
MEDEXPRESS URGENT CARE - TULSA, S YALE AVE		5			5
FLORIDA PRIMARY CARE AND SPORTS MEDICINE INC		2	3	60%	5
MASSASHUSETTS STATE LAB INSTITUTE		2	3	60%	5

COVID-19: testing by laboratory

Data through May 31, 2021 verified as of Jun 1, 2021 at 09:25 AM

Data in this report are provisional and subject to change.

The numbers in the table below represent the number of Florida and non-Florida residents for whom test results were received by the Department of Health. A person can be tested by more than one laboratory and can have both positive and negative results. **Therefore, the sum of the numbers in each column will be larger than the total number of people tested.**

Reporting lab	Inconclusive	Negative	Positive	Percent positive	Total
DICKSON MEDICAL ASSOCIATES PC PATH LAB		4	1	20%	5
MINUTE CLINIC DIAGNOSTIC OF KANSAS PA		5			5
CLEVELAND CLINIC MARTIN HEALTH NURSING & RESTORATIVE		5			5
TMH PHYSICIAN PARTNERS SOUTHWOOD		1	4	80%	5
ARKANSAS DEPARTMENT OF HEALTH			5	100%	5
CVS PA1193POCT JENKINTOWN		5			5
CVS NV408817POCT LAS VEGAS		1	4	80%	5
CAREHERE LCS- EUSTIS			5	100%	5
MEDEXPRESS URGENT CARE- ALLISON PARK		3	2	40%	5
CHAMPLAIN VALLEY PHYSICIANS HOSPITAL		3	2	40%	5
QUEST DIAGNOSTICS PSC		1	4	80%	5
PIEDMONT HOSPITAL LAB			5	100%	5
MEDEXPRESS URGENT CARE CHICOPEE		4	1	20%	5
THONOTOSASSA COMMUNITY HEALTH CENTER		1	4	80%	5
COOPER HOSPITAL/UNIVERSITY MEDICAL		5			5
KANA MILL BAY HEALTH CENTER		5			5
UCF STUDENT HEALTH SERVICES LABORATORY		2	3	60%	5
Katherine Luther Residential Healthcare		5			5
BAPTIST HOSPITAL EMPLOYEE HEALTH OFF			5	100%	5
IMMERSION RESIDENTIAL LLC			5	100%	5
MEDEXPRESS URGENT CARE- COLUMBIA HEIGH		5			5
UNIVERSITY OF CHICAGO MEDICAL CENTER LAB			5	100%	5
LIFEPLUS HEALTHCARE GROUP INC		5			5
MEDEXPRESS URGENT CARE LAVALE		5			5
ALLIANCE FOR MULTISPECIALTY RESEARCH		5			5
Life Care Center of Estero			5	100%	5
MEDEXPRESS URGENT CARE - SOUTH PARKERSBURG		5			5
PHYSICIANS QUALITY CARE			5	100%	5
LAFAYETTE NURSING AND REHAB			5	100%	5
CVS AZ7841POCT TUCSON		5			5
PEDIATRICS OF CENTRAL FLORIDA – POINCIANA		3	2	40%	5
CLINICAL CARE INC			5	100%	5
Rosedale Green		5			5
OMNICARE PHARMACY OFTEXAS 1, LP DBA OMNICARE		5			5
RELIANT IMMUNE DIAGNOSTICS			5	100%	5
MONROE COUNTY DEPT OF PUBLIC HEALTH ST		5			5
SOUTH BEND MEDICAL FOUNDATION			5	100%	5
COPELAND MEDICAL CLINIC		3	2	40%	5
JUPITER ISLAND MEDICAL CLINIC INC		5			5
ATLANTIC SURGERY CENTER OF JACKSONVILLE BEACH		5			5
TOTAL HEALTH CARE CLINIC		5			5
DEPARTMENT OF PATHOLOGY ROME MEMORIAL		3	2	40%	5
BAPTIST HEALTH - TOWN CENTER			5	100%	5
CORTLAND REGIONAL MEDICAL CENTER		5			5
HUNT CLUB MEDICAL CARE			5	100%	5
CVS PA4000POCT INDIANA		5			5
DAVENPORT PEDIATRICS PA		1	4	80%	5

COVID-19: testing by laboratory

Data through May 31, 2021 verified as of Jun 1, 2021 at 09:25 AM

Data in this report are provisional and subject to change.

The numbers in the table below represent the number of Florida and non-Florida residents for whom test results were received by the Department of Health. A person can be tested by more than one laboratory and can have both positive and negative results. **Therefore, the sum of the numbers in each column will be larger than the total number of people tested.**

Reporting lab	Inconclusive	Negative	Positive	Percent positive	Total
EDITH NOURSE ROGERS MEMORIAL VAMC		5			5
ST JOSEPHS BEHAVIORAL HEALTH CENTER			5	100%	5
Southern Pines Healthcare Center		4	1	20%	5
MD NOW MEDICAL CENTER INC			5	100%	5
SUPER HEALTH PHARMACY LLC		5			5
CYPRESS CREEK MEDICAL CENTER			5	100%	5
PREMIER MEDICAL LABORATORY	1	2	2	40%	5
HEALTHCARE NETWORK OF SOUTHWEST FLORIDA			5	100%	5
Walker BaptistMedCtr		4	1	20%	5
SUTTER TRACY COMMUNITY HOSPITAL			5	100%	5
EASTCHESTER PEDIATRIC MEDICAL GROUP		5			5
NEW YORK STATE DEPARTMENT OF HEALTH			5	100%	5
MINUTECLINIC DIAGNOSTIC OF PENNSYLVANIA, LLD #1545		5			5
WYOMING PUBLIC HEALTH LAB			5	100%	5
MID FLORIDA HEALTH INC			5	100%	5
AHF PUBLIC HEALTH LABORATORY			5	100%	5
NORTHWOOD UNIVERSITY-BENNETT SPORTS CENTER		5			5
CVS OH2381POCT LEWIS CENTER		5			5
CVS MA915POCT BEVERLY		3	2	40%	5
MINUTECLINIC, LLC #7139		5			5
VA Ann Arbor HCS		4	1	20%	5
CAPE COD HOSPITAL			5	100%	5
VA SALT LAKE CITY HCS		5			5
PREMIER PEDIATRICS		1	4	80%	5
THE RETREAT AT PORT ORANGE			5	100%	5
FELICIDAD MEDICAL CENTER INC			5	100%	5
NORTH DADE NURSING AND REHABILITATION CENTER			5	100%	5
CVS SC2269POCT COLUMBIA		4	1	20%	5
CAREMOUNT MEDICAL PC - BEDFORD URGENT		5			5
CVS AZ10150POCT PHOENIX		4	1	20%	5
Kennedy University Hospital -Wash Twp L		5			5
BRIGHAM AND WOMEN'S HOSPITAL		1	4	80%	5
AEL KNOXVILLE			5	100%	5
Birchaven		5			5
CITRUS HEALTH NETWORK INC		2	3	60%	5
SEASIDE MANOR			5	100%	5
WALGREENS# 00323		5			5
MEDEXPRESS URGENT CARE - WEST ST PAUL, ROBERT ST S		4	1	20%	5
SPRINGHILL SENIOR RESIDENCE		5			5
CULLMAN REGIONAL MEDICAL CENTER		3	2	40%	5
COMMONS AT ORLANDO LUTHERAN TOWERS SNF			5	100%	5
RIO PINAR HEALTH CARE			5	100%	5
CELERION			5	100%	5
SINAI POST ACUTE NURSING AND REHAB CE		5			5
PATIENT FIRST - LEESBURG			5	100%	5
AUGUSTA UNIVERSITY MEDICAL CENTER			5	100%	5
REMEDY URGENT CLINIC		2	2	50%	4

COVID-19: testing by laboratory

Data through May 31, 2021 verified as of Jun 1, 2021 at 09:25 AM

Data in this report are provisional and subject to change.

The numbers in the table below represent the number of Florida and non-Florida residents for whom test results were received by the Department of Health. A person can be tested by more than one laboratory and can have both positive and negative results. **Therefore, the sum of the numbers in each column will be larger than the total number of people tested.**

Reporting lab	Inconclusive	Negative	Positive	Percent positive	Total
MAILBOX DIAGNOSTICS		2	2	50%	4
MEDEXPRESS URGENT CARE - LODI		4			4
HAMPTON ALF AT 24TH ROAD LLC			4	100%	4
THE OASIS ALF		4			4
AHC of Mckenzie		4			4
MICHIGAN HEALTH CLINIC LABORATORIES		3	1	25%	4
BETHESDA HOSPITAL WEST BLOOD GAS LAB			4	100%	4
CVS PA7132POCT THORNDALE		4			4
NEMOURS CHILDREN'S CLINIC			4	100%	4
NDX-CORE LAB			4	100%	4
NAVAL BRANCH MEDICAL CLINIC			4	100%	4
Mill Valley Care Center		4			4
SAMARITAN PACIFIC COMMUNITIES HOSPITAL		3	1	25%	4
CVS TN7144POCT BARTLETT		4			4
MINUTECLINIC DIAGNOSTIC MEDICAL		4			4
CVS OH4359POCT HUDSON		4			4
CVS IN6559POCT AVON		4			4
ACCESS RECOVERY SOLUTIONS LLC			4	100%	4
Kroger 125 - The Little Clinic Castle Rock		3	1	25%	4
DEPARTMENT OF HEALTH AND ENVIRONMENTAL CONTROL			4	100%	4
CAPITAL HEALTH LABORATORY INC			4	100%	4
FHPG TAMPA PRIMARY CARE			4	100%	4
ELIZABETH CITY HEALTH & REHABILITATION		4			4
CVS PA2296POCT MACUNGIE		4			4
Harbor House		4			4
CALLE OCHO DIALYSIS			4	100%	4
ROAN DRUG COMPANY LLC		4			4
NEULIFE NEUROLOGICAL SERVICES LLC			4	100%	4
NHC DICKSON		4			4
AFTER HOURS PEDS			4	100%	4
CHAMBREL AT PINECASTLE		3	1	25%	4
Elderwood at Lancaster		4			4
SONNI'S PEDIATRICS		1	3	75%	4
Henry County Health and Rehabilitation		4			4
CVS MA1121POCT WESTFORD		4			4
Willowbrooke Court at Country House		4			4
HEALTH EXPRESS URGENT CARE		2	2	50%	4
FAMILY MEDICINE AT WINTER PARK			4	100%	4
SUMMERFORD NURSING HOME, INC.		4			4
COOK HOSPITAL AND CARE CENTER		3	1	25%	4
EPI			4	100%	4
HCR ManorCare Greentree		4			4
SOUTH MIAMI HOSPITAL		1	3	75%	4
MEDRITE MEDICAL CARE PC		4			4
UAB URGENT CARE CLINIC			4	100%	4
MEDEXPRESS URGENT CARE - CEDAR KNOLLS		3	1	25%	4
ORLANDO REGIONAL HEALTH SERVICES		2	2	50%	4

COVID-19: testing by laboratory

Data through May 31, 2021 verified as of Jun 1, 2021 at 09:25 AM

Data in this report are provisional and subject to change.

The numbers in the table below represent the number of Florida and non-Florida residents for whom test results were received by the Department of Health. A person can be tested by more than one laboratory and can have both positive and negative results. **Therefore, the sum of the numbers in each column will be larger than the total number of people tested.**

Reporting lab	Inconclusive	Negative	Positive	Percent positive	Total
CAREWELL 202			4	100%	4
CVS NH2257POCT MANCHESTER		4			4
JOHNNIE RUTH CLARKE LAB			4	100%	4
MEMORIAL HEALTH CARE SYSTEMS			4	100%	4
CVS MO8555POCT KANSAS CITY		4			4
AIREVAC INTERNATIONAL		4			4
FLORIDA MEDICAL CENTER		1	3	75%	4
ALLSTATE HEALTH SERVICES, INC		4			4
HARBOUR ISLAND PEDIATRICS LLC			4	100%	4
CVS OH4301POCT NORTHFIELD		4			4
JUPITER INTERNAL MEDICINE AND ASSOCIATES			4	100%	4
LAHEY CLINIC MEDICAL CENTER			4	100%	4
CARENOW-LEBANON		2	2	50%	4
Maine VA HCS		4			4
WINDER NURSING INC DBA WINDER HEALTH CARE		4			4
ManorCare Health Services Camp Hill		4			4
FAMILY MEDICAL CLINIC HOMESTEAD, LLC			4	100%	4
NOVANT HEALTH PRESBYTERIAN		2	2	50%	4
FLORIDA CANCER SPECIALISTS AND RESEARCH		2	2	50%	4
HARBORCHASE OF VILLAGES CROSSING			4	100%	4
FLORIDA HOSPITAL LABORATORIES		4			4
ABRAKIDABRA KIDS CLINIC		1	3	75%	4
CANOPY PEDIATRICS		4			4
TOTAL FAMILY CARE		4			4
LUVERNE HEALTH AND REHABILITATION		4			4
H/L of WEst AShley Rhabilitation and Nursing Center		4			4
Metro West Nursing and Rehab			4	100%	4
SINAI PLAZA NURSING AND REHAB CENTER			4	100%	4
SOUTHEASTERN REGIONAL MEDICAL CENTER			4	100%	4
MONTANA DEPARTMENT OF PUBLIC HEALTH & HUMAN SERVICES			4	100%	4
CUMBERLAND MEDICAL CENTER INC		4			4
HEARTLAND - CHARLESTON OF HANAHAN SC,		4			4
URGENT CARE - OCONEE		2	2	50%	4
INDIAN RIVER SHERIFF OFFICE		4			4
ST. LUKE'S HOSPITAL - BETHLEHEM CAMPUS		1	3	75%	4
HILLVIEW LABORATORY			4	100%	4
OMNICARE PHARMACY OF TEXAS 1		4			4
DEPARTMENT OF HEALTH AND HUMAN SERVICES		2	2	50%	4
CHILDREN'S MEDICAL GROUP		4			4
EXTENDICARE HEALTH & REHAB CENTER		4			4
AIRPORT CLINIC			4	100%	4
TOTAL RENAL LAB		3	1	25%	4
BASCOM PALMER EYE INSTITUTE			4	100%	4
NOT GIVEN		1	3	75%	4
EMORY CRAWFORD LONG HOSPITAL			4	100%	4
ADVENTHEALTH NEW SMYRNA BEACH COMMUNITY HEALTH			4	100%	4
MEDEXPRESS URGENT CARE - HACKETTSTOWN		3	1	25%	4

COVID-19: testing by laboratory

Data through May 31, 2021 verified as of Jun 1, 2021 at 09:25 AM

Data in this report are provisional and subject to change.

The numbers in the table below represent the number of Florida and non-Florida residents for whom test results were received by the Department of Health. A person can be tested by more than one laboratory and can have both positive and negative results. **Therefore, the sum of the numbers in each column will be larger than the total number of people tested.**

Reporting lab	Inconclusive	Negative	Positive	Percent positive	Total
BAYCARE LABORATORIES		2	2	50%	4
BETHPAGE MEDICAL PLLC		4			4
SOMA MEDICAL CENTER P.A. #4			4	100%	4
DOUGLASVILLE NURSING AND REHABILITATIO		4			4
ACHN CLINIC			4	100%	4
DEBORAH HEART AND LUNG CENTER		4			4
ST. MARY'S HOSPITAL			4	100%	4
WOODLAND VILLAGE HEALTHCARE CENTER		4			4
SOFTCELL L-FORM LABORATORIES, LLC		1	3	75%	4
BETHPAGE EXTENDED HOURS CENTER		4			4
OLYMPUS HEALTH AND PERFORMANCE			4	100%	4
Sky View Rehabilitation and Health Care Center		4			4
MOBIL LAB FOR ALL INC		4			4
BRENTWOOD SENIOR LIVING AT ST PETE			4	100%	4
HAWAII DEPARTMENT OF HEALTH			4	100%	4
INTRACOASTAL LABS INC		4			4
CVS M010151POCT SPRINGFIELD		3	1	25%	4
PANCARE HEALTH - FRANKLIN CO			4	100%	4
Calusa Harbour			4	100%	4
WALGREENS #01456		4			4
CONSOLIDATED LABORATORY SERVICES			4	100%	4
PRIMECARE		2	2	50%	4
HELIX BIOMEDICS LLC			4	100%	4
CVS TX5807POCT PEARLAND		4			4
HALIFAX HEALTH CARE FOR WOMEN		3	1	25%	4
CARE ATC ARLINGTON CENTRAL PARK		4			4
MEDICINE SHOPPE #1306 THE		3	1	25%	4
MEDEXPRESS URGENT CARE, LANCASTER WEST		2	2	50%	4
DR. G'S URGENT CARE			4	100%	4
TMH REHABILITATION CENTER		4			4
Kroger 339 - The Little Clinic Highlands - Bardstown Road		4			4
CENTERPLACE HEALTH, INC			4	100%	4
GASTROENTEROLOGY ASSOC OF PENSACOLA, PA		2	2	50%	4
WALGREENS #11329		4			4
RML PHARMACY PC		4			4
SUMNER REGIONAL MEDICAL CENTER		3	1	25%	4
COMPASSIONATE CARE HOSPICE OF LAKE SUMTER		4			4
RELIANT ACUTE CARE			4	100%	4
LAKESIDE HOSPITAL BELLE GLADE			4	100%	4
ASCENSION ST VINCENT'S MEDICAL CENTER		3	1	25%	4
RENE F CEDENO DMD PA		4			4
BARRANCO CLINIC PA, THE	1	3			4
HAVEN CUSTEAD CARE CENTER		1	3	75%	4
PDL PHARMACY CORP			4	100%	4
CVS PA371POCT PHILADELPHIA		4			4
BEAUFORT MEMORIAL			4	100%	4
RINGLING HEALTH CENTER		3	1	25%	4

COVID-19: testing by laboratory

Data through May 31, 2021 verified as of Jun 1, 2021 at 09:25 AM

Data in this report are provisional and subject to change.

The numbers in the table below represent the number of Florida and non-Florida residents for whom test results were received by the Department of Health. A person can be tested by more than one laboratory and can have both positive and negative results. **Therefore, the sum of the numbers in each column will be larger than the total number of people tested.**

Reporting lab	Inconclusive	Negative	Positive	Percent positive	Total
LAKE MARY PEDIATRICS			4	100%	4
SOUTHWESTERN REGIONAL MEDICAL CENTER - TULSA		4			4
MPG JACKSONVILLE ATLANTIC BLVD		1	3	75%	4
URGENT CARE OF THE SMOKIES			4	100%	4
CVS MA2297677CV BOSTON		4			4
PENINSULA REGIONAL MED CTR LAB			4	100%	4
MEADOWS AT CYPRESS GARDENS, THE		3	1	25%	4
Lakeview Village		4			4
BAYSTATE MEDICAL CENTER		2	2	50%	4
ENGLE CENTER FOR HEALTH SERVICES		4			4
UMMC MIDTOWN CAMPUS			4	100%	4
INTERNAL MEDICINE & PEDIATRICS WELLNESS CENTER		1	3	75%	4
GUTHRIE MEDICAL GROUP - CORNING		3	1	25%	4
GRASSY SPRAIN PHARMACY INC		4			4
SOUTH FLORIDA PEDIATRIC PARTNERS			4	100%	4
CORIZON HEALTH INC			4	100%	4
MIAMI COMMUNITY HEALTH CENTER INC		1	3	75%	4
STONE CLINICAL LABORATORIES OF FL LLC		4			4
CAPTAIN JAMES A. LOVELL FEDERAL HEALTHCARE CENTER			4	100%	4
Heartland of Boynton Beach			4	100%	4
MARK HOANG MD PA			4	100%	4
Eldorado Rehab & Healthcare		4			4
OCEAN MEDICAL CENTER		3	1	25%	4
WALGREENS #07034		4			4
UNION CITY MANOR NURSING CENTER		4			4
MYKIDZMD PEDIATRICS PLLC		4			4
BELLIN HEALTH LAB		1	3	75%	4
DTR LABS		3	1	25%	4
OKLAHOMA STATE UNIVERSITY DIAGNOSTIC LAB			4	100%	4
CVS CA8872POCT ALISO VIEJO		4			4
PINELLAS POINT NURSING AND REHAB			4	100%	4
FLORENCE - HUNTSVILLE HOSPITAL URGENT CARE		3	1	25%	4
DYNACARE LABORATORIES			4	100%	4
CROSSROADS URGENT CARE PLLC		4			4
Millennium Nursing & Rehab Center		4			4
KAISER PERMANENTE REGIONAL LAB		4			4
Kroger 124 - The Little Clinic University		3	1	25%	4
PLAINVIEW PRIMARY CARE		4			4
PM PEDIATRICS OF BAYSIDE, PLLC - MANHASSET		4			4
SONIC REFERENCE LABORATORY			4	100%	4
PROOFPOINT BIOLOGICS		4			4
MEDEXPRESS URGENT CARE GREENSBURG		3	1	25%	4
OPTUM FLORIDA		3	1	25%	4
CHILDREN'S HEALTHCARE OF ATLANTA AT EG		4			4
MEDEXPRESS URGENT CARE - WESTFIELD, E MAIN ST		3	1	25%	4
MAYO CLINIC BEACHES PRIMARY CARE CTR		3	1	25%	4
ADVANCED URGENT CARE LLC		1	3	75%	4

COVID-19: testing by laboratory

Data through May 31, 2021 verified as of Jun 1, 2021 at 09:25 AM

Data in this report are provisional and subject to change.

The numbers in the table below represent the number of Florida and non-Florida residents for whom test results were received by the Department of Health. A person can be tested by more than one laboratory and can have both positive and negative results. **Therefore, the sum of the numbers in each column will be larger than the total number of people tested.**

Reporting lab	Inconclusive	Negative	Positive	Percent positive	Total
REFUGE A HEALING PLACE, THE			4	100%	4
SOUTHLAND SUITES OF LAKE LAND			4	100%	4
STANFORD HEALTH CARE ANATOMIC PATHOLOGY & CLINICAL LAB			4	100%	4
Waycross Health and Rehabilitation		4			4
BAYLOR ESOTERIC AND MOLECULAR LAB			4	100%	4
MEDFIRST URGENT CARE			4	100%	4
GENUS DIAGNOSTICS			4	100%	4
COVENIENT CARE MEDICAL CLINIC			4	100%	4
SACRED HEART HEALTH SYSTEMS INC			4	100%	4
MEDEXPRESS URGENT CARE-ARLINGTON		3	1	25%	4
IMA MEDICAL CENTER OF OVIEDO			4	100%	4
LEESBURG REGIONAL MEDICAL CENTER URGENT CARE			4	100%	4
MEDEXPRESS URGENT CARE-SELINGSGROVE		3	1	25%	4
FAMILY MEDICINE AT WATERMAN		4			4
DEACONESS HOSPITAL			4	100%	4
HEALTHQUEST, INC		3	1	25%	4
PHYSICIANS IMMEDIATE CARE AURORA			4	100%	4
ARCPPOINT LABS OF ALTAMONTE SPRINGS		2	2	50%	4
PORT ORANGE PEDIATRICS PA			4	100%	4
Good Samaritan Society - Fairfield Glade		4			4
MEDAC AT PORTERS NECK			4	100%	4
WAKE FOREST MEDICAL CENTER LABORATORY			4	100%	4
Overton Brooks VAMC		4			4
MD NOW URGENT CARE - DELRAY WEST			4	100%	4
RESOLUTE PAIN SOLUTIONS		4			4
PILGRIM PHARMACY INC		4			4
SIGNATURE CARE EMERGENCY CENTER		2	2	50%	4
DOCTORS CARE - AIKEN MALL			4	100%	4
Kroger 895 - The Little Clinic Green Hills		4			4
MEDICAL ASSOCIATES OF BREVARD LLC		3	1	25%	4
DERMATOLOGY SPECIALISTS OF FL - DR. JON WARD			4	100%	4
Kroger 186 - The Little Clinic Holiday Manor		3	1	25%	4
FLORIDA HOSPITAL PHYSICIANS GROUP		1	3	75%	4
MEDEXPRESS URGENT CARE - MARKHAM STREE		3	1	25%	4
LOUISIANA DEPT. OF HEALTH AND HOSPITALS-INFECTIOUS DISEASE EPI SECTION			4	100%	4
MEDEXPRESS URGENT CARE - FORT SMITH		4			4
Jackson Health Care Facility		2	2	50%	4
MEDEXPRESS URGENT CARE - O'FALLON		4			4
ORANGE COUNTY HEALTH DEPARTMENT		2	2	50%	4
FCHC (OB)-DARWIN SQUARE CTR.			4	100%	4
TUFTS MEDICAL CENTER		1	3	75%	4
WILLIAM A HINTON STATE LABORATORY INSTITUTE		1	3	75%	4
OHIO HEALTH DOCTORS HOSPITAL			4	100%	4
EAST TENNESSEE CHILDREN'S HOSPITAL		3	1	25%	4
MINNESOTA DEPARTMENT OF HEALTH LABORATORY	1		3	75%	4
MEDEXPRESS URGENT CARE - WEXFORD		4			4
MERCY HOSPITAL			4	100%	4

COVID-19: testing by laboratory

Data through May 31, 2021 verified as of Jun 1, 2021 at 09:25 AM

Data in this report are provisional and subject to change.

The numbers in the table below represent the number of Florida and non-Florida residents for whom test results were received by the Department of Health. A person can be tested by more than one laboratory and can have both positive and negative results. **Therefore, the sum of the numbers in each column will be larger than the total number of people tested.**

Reporting lab	Inconclusive	Negative	Positive	Percent positive	Total
EMERALD TRACE		4			4
CVS OH6164POCT DELAWARE		4			4
UNIVERSITY OF MIAMI STUDENT HEALTH SERVICE			4	100%	4
NHC HealthCare, Cookeville		4			4
CDK LIBERTY ENTERPRISES, LLC		4			4
RAJ K PAI MD PA			4	100%	4
Children's Specialized Hospital		4			4
MEDEXPRESS URGENT CARE, HANOVER		3	1	25%	4
SHARP MEMORIAL HOSPITAL MICROBIOLOGY DEPT			4	100%	4
CVS MA2125POCT NATICK		3	1	25%	4
PM PEDIATRICS OF SELDEN PLLC		4			4
CVS HEALTH, #5962		4			4
State Lab Unspecifd			4	100%	4
NEMOURS CHILDREN'S URGENT CARE LAKE NONA			4	100%	4
PARKWAY DRUGS OF ONEIDA COUNTY NORTH I		3	1	25%	4
UNIVERSITY OF MIAMI HOSPITALS & CLINIC			4	100%	4
JFK INTERNAL MEDICINE FACULTY PRACTICE		2	2	50%	4
BAPTIST HEALTH MEDICAL CENTER			4	100%	4
DEPARTMENT OF HEALTH/ NEW YORK			4	100%	4
BAPTIST HOSPITAL NURSING/PATIENT CARE			4	100%	4
REGIONAL MEDICAL LAB			4	100%	4
QUEST DIAGNOSTICS INCORPORATED	1		3	75%	4
ASCENDI HOME HEALTH AGENCY INC			4	100%	4
PREMIER PEDIATRICS LLC			4	100%	4
WHITE EARTH IHS MAIN LAB		4			4
MEMORIAL HERMANN CONSOLIDATED LABORATORY SERVICES			4	100%	4
ST PETE DIRECT PRIMARY CARE		2	2	50%	4
ALLEGHENY GENERAL HOSPITAL			4	100%	4
CRESTAR LABS		2	2	50%	4
SIGNATURE CARE MONTROSE		2	2	50%	4
TRUE HEALTH- HOFFNER		3	1	25%	4
CARE ONE PRIMARY CARE			4	100%	4
PALM BEACH CANCER INSTITUTE			4	100%	4
CRISP REGIONAL HOSPITAL		4			4
WESLEY CHAPEL INTERNAL MEDICINE AND PEDIATRICS			4	100%	4
NEXT BIO RESEARCH SERVICES, LLC		1	3	75%	4
LIVINGSTON COUNTY DEPT OF HEALTH REPRO			4	100%	4
ELITE PRIMARY CARE OF WAYCROSS		1	3	75%	4
Franklin D. Roosevelt VAMC		4			4
CAREWELL URGENT CARE			4	100%	4
CVS NY1958POCT SYOSSET		4			4
Oak Creek Terrace		4			4
CHRISTIAN REST HOME ASSOC		4			4
NORTHSIDE HOSPITAL D/B/A ARTHRITIS		4			4
ASPEN VALLEY HOSPITAL			4	100%	4
INTERMOUNTAIN HEALTHCARE CENTRAL LABORATORY			4	100%	4
CENTRAL FLORIDA INTERNAL OCCUPATIONAL AND		4			4

COVID-19: testing by laboratory

Data through May 31, 2021 verified as of Jun 1, 2021 at 09:25 AM

Data in this report are provisional and subject to change.

The numbers in the table below represent the number of Florida and non-Florida residents for whom test results were received by the Department of Health. A person can be tested by more than one laboratory and can have both positive and negative results. **Therefore, the sum of the numbers in each column will be larger than the total number of people tested.**

Reporting lab	Inconclusive	Negative	Positive	Percent positive	Total
Kroger 752 - The Little Clinic Central Station		3	1	25%	4
BETTERMED URGENT CARE			4	100%	4
University Plaza Rehabilitation and Nursing			4	100%	4
ELEVATION DIAGNOSTICS		4			4
MOUNT SINAI MEDICAL CENTER HIALEAH			4	100%	4
CONSULATE HEATH CARE AT WEST ALTAMONTE			4	100%	4
INTERMARKET FACILITY			4	100%	4
WELLSTAR PAULDING HOSPITAL		4			4
CVS CT4149POCT EAST HAMPTON		4			4
ENCOMPASS HOME HEALTH		4			4
MEDEXPRESS URGENT CARE-WILKINS TOWNSHIP, WILLIAM PENN HIGHWAY		4			4
COVID PROCESSING SITE			4	100%	4
OPTUM OF RED ROAD		4			4
BIOTEST PLASMA CENTER		4			4
MEDEXPRESS URGENT CARE-CHIPPEWA		3	1	25%	4
PEACEHEALTH LABORATORIES		3	1	25%	4
COLONIAL MEDICAL CENTER-EAST ORLANDO			4	100%	4
UVA HEALTH SYSTEM MEDICAL LABORATORIES			4	100%	4
BUCKINGHAM PLACE ALF		4			4
CVS NC4169POCT FAYETTEVILLE		4			4
ARCPPOINT LABS OF FORT LAUDERDALE, FL CENTRAL		1	3	75%	4
LIFE CARE HOME HEALTH SERVICES LLC		1	3	75%	4
FLORIDA HOSPITAL ALTAMONTE		2	2	50%	4
LEON MEDICAL CENTERS, LLC			4	100%	4
PROMPT CARE OF CENTRAL FLORIDA LLC		1	3	75%	4
AURORA BAYCARE UROLOGY			4	100%	4
Meadow Lakes		4			4
COVANCE CLS			4	100%	4
Kroger 959 - The Little Clinic Carmel		4			4
SUMMIT CLINICAL LABORATORIES LLC			4	100%	4
CVS AZ10529POCT SCOTTSDALE		4			4
MEDEXPRESS URGENT CARE - HADLEY		4			4
Crowne Health Care of Greenville		4			4
TARPON SPRINGS PEDIATRICS, LLC			4	100%	4
DACH MAIN LAB			4	100%	4
JERSEY IRISH MEDICAL (DBA AFC URGENT C		3	1	25%	4
MINUTECLINIC DIAG OF IND LLC #1367		4			4
COMMUNITY PHYSICIANS OF NORTH PORT PA			4	100%	4
CVS IL2788POCT BUFFALO GROVE		4			4
Bay View Nursing and Rehabilitation Center		3	1	25%	4
CVS MA969POCT PALMER		4			4
CVS NE2741POCT LA VISTA		4			4
MAURY REGIONAL MEDICAL CENTER		4			4
BNJ		4			4
A PATTERN MEDICAL CLINIC		4			4
INFINITI LABS INC			4	100%	4
Sears Coastal Nursing and Rehab		4			4

COVID-19: testing by laboratory

Data through May 31, 2021 verified as of Jun 1, 2021 at 09:25 AM

Data in this report are provisional and subject to change.

The numbers in the table below represent the number of Florida and non-Florida residents for whom test results were received by the Department of Health. A person can be tested by more than one laboratory and can have both positive and negative results. **Therefore, the sum of the numbers in each column will be larger than the total number of people tested.**

Reporting lab	Inconclusive	Negative	Positive	Percent positive	Total
Marian Manor, Inc		4			4
MEDEXPRESS URGENT CARE - SOMERSET TOWNSHIP		4			4
CVS NM7242POCT ALBUQUERQUE		4			4
HACKENSACK MERIDIAN URGENT CARE, PC		4			4
FLORIDA HEALTHCARE PLAN			4	100%	4
PANCARE HEALTH - PONCE DE LEON			4	100%	4
EXPRESS TESTING-ONE			4	100%	4
1ST CHOICE URGENT CARE CENTER LLC		3	1	25%	4
CVS IN6555POCT BROWNSBURG		4			4
ANDERSON MEDICAL PC		4			4
Medilodge of Montrose		4			4
CVS AZ7855POCT TUCSON		3	1	25%	4
NORTH DAKOTA DEPT OF HEALTH MICROBIOLOGY		1	3	75%	4
15 TO KNOW			4	100%	4
GERALD CHAMPION REGIONAL MEDICAL CENTE		4			4
MEDEXPRESS URGENT CARE - NUTLEY		4			4
SCRIPPS CLINIC MEDICAL			4	100%	4
LIFEHOPE LABS			4	100%	4
Stonespring Transitional Care		4			4
Orchid Cove at Naples			4	100%	4
WALGREENS #04311		4			4
Loretto Health and Rehabilitation Center		4			4
ST CLOUD PHARMACY AND WELLNESS CENTER		2	2	50%	4
ACCENT PHYSICIAN SPECIALISTS PA		4			4
MEDEXPRESS URGENT CARE- FORT WORTH N T		4			4
CVS CA9492POCT YORBA LINDA		4			4
CVS CA9497POCT IRVINE		4			4
MARSHFIELD LABORATORIES			4	100%	4
CENTRAL FLORIDA WELLNESS LLC		4			4
CVS CA8861POCT BUENA PARK		4			4
Medilodge of Alpena		4			4
ANY LAB TEST FAST CORP		3	1	25%	4
UNIVERSITY OF MARYLAND MEDICAL CENTER			4	100%	4
WELLSTREET BUCKHEAD SOUTH		3	1	25%	4
INDUSTRY LAB DIAGNOSTIC PARTNERS			4	100%	4
GILCHRIST COUNTY HEALTH DEPT			4	100%	4
Central Alabama Veterans HCS - West Campus		4			4
CVS CA9485POCT MISSION VIEJO		4			4
HOME DOCS		2	2	50%	4
HUMC		2	2	50%	4
MINUTECLINIC DIAG OF IND, LLC #6908		4			4
BRANDON REGIONAL HOSPITAL-CLINICAL LAB			4	100%	4
WE CARE - CARNIVAL CRUISELINE		4			4
CELEBRATION PEDIATRICS			4	100%	4
FISHERMEN'S HOSPITAL			4	100%	4
MEDEXPRESS URGENT CARE - WICHITA, S SENECA ST		2	2	50%	4
LABQ CLINICAL DIAGNOSTICS		4			4

COVID-19: testing by laboratory

Data through May 31, 2021 verified as of Jun 1, 2021 at 09:25 AM

Data in this report are provisional and subject to change.

The numbers in the table below represent the number of Florida and non-Florida residents for whom test results were received by the Department of Health. A person can be tested by more than one laboratory and can have both positive and negative results. **Therefore, the sum of the numbers in each column will be larger than the total number of people tested.**

Reporting lab	Inconclusive	Negative	Positive	Percent positive	Total
MD ANDERSON			4	100%	4
NAVAL HOSPITAL CAMP PENDLETON			4	100%	4
BARTON MEMORIAL HOSPITAL		3	1	25%	4
AFC URGENT CARE GUNBARREL			4	100%	4
COMMUNITY HEALTH CENTER OF WEST PALM BEACH			4	100%	4
Smoky Mountain Nursing and Rehabilitation Center		4			4
WINDSOR AT OCALA		3	1	25%	4
STEAMBOAT EMERGENCY CENTER			4	100%	4
RIVER CITY MEDICAL ASSOCIATES INC			4	100%	4
CARTERSVILLE MEDICAL CENTER		1	3	75%	4
OHIO CVS STORES		3	1	25%	4
MEDEXPRESS URGENT CARE, HERMITAGE		2	2	50%	4
Westminster Manor		3	1	25%	4
Lebanon VAMC		3	1	25%	4
GREEN BAY BLIZZARD OFFICE		4			4
SunTerrace Health Care Center		3	1	25%	4
MOBILE URGENT CARE			4	100%	4
FLORIDA HEART AND VASCULAR			4	100%	4
PATHOLOGY REFERENCE LAB LLC			4	100%	4
PANCARE HEALTH YOUNGSTOWN			4	100%	4
APOPKA FAMILY HEALTH CENTER		3	1	25%	4
MEDEXPRESS URGENT CARE - CINNAMINSON		3	1	25%	4
UNIVERSITY OF MICHIGAN		2	2	50%	4
CVS MA1238POCT MEDFIELD		3	1	25%	4
SOUTHERN SURGICAL ARTS		4			4
Health Care Center of Jacksonville			4	100%	4
VITAL CARE URGENT CARE			4	100%	4
ADMERA HEALTH			4	100%	4
LB Broen Home		4			4
METHODIST HEALTHCARE - MEMPHIS HOSP		4			4
W.G. (Bill) Hefner VAMC		4			4
Bethany Health and Rehab		4			4
POINTE MEDICAL SERVICES INC		2	2	50%	4
CVS PA10825POCT PLYMOUTH MEETING		4			4
CVS TX3292POCT WYLIE		4			4
Glenis Dr VA Outpatient Clinic		3	1	25%	4
SANFORD SOUTH UNIVERSITY		4			4
NHC HealthCare, Pulaski		4			4
MANASOTA PEDIATRICS			4	100%	4
MEDEXPRESS URGENT CARE - TEAYS VALLEY		3	1	25%	4
RRMC CREEKSIDE LAB		4			4
IMIC INC RESEARCH			4	100%	4
FHCP - ORMOND BEACH			4	100%	4
KENTUCKY CABINET FOR HEALTH AND FAMILY SERVICES			4	100%	4
CVS TX7675POCT RED OAK		2	2	50%	4
MEDEXPRESS URGENT CARE, FAIRMONT		4			4
BE WELL PHARMACY		4			4

COVID-19: testing by laboratory

Data through May 31, 2021 verified as of Jun 1, 2021 at 09:25 AM

Data in this report are provisional and subject to change.

The numbers in the table below represent the number of Florida and non-Florida residents for whom test results were received by the Department of Health. A person can be tested by more than one laboratory and can have both positive and negative results. **Therefore, the sum of the numbers in each column will be larger than the total number of people tested.**

Reporting lab	Inconclusive	Negative	Positive	Percent positive	Total
CVS IL2297144CV CHICAGO		4			4
CVS TX1057POCT SAN ANTONIO		3	1	25%	4
Bon Secours Community Hospital Lab		4			4
LAKE FOREST PARK OP CO LLC		4			4
CVS MI8091POCT FRASER		3	1	25%	4
CLINICAL CARE CENTER, INC			4	100%	4
PRESBYTERIAN FAMILY HEALTHCARE-KASEMAN		4			4
MEDEXPRESS URGENT CARE NORWIN		4			4
JOJAN PHARMA INC		3			3
NATHAN LITTAUER HOSPITAL LAB		3			3
COUNTRY COTTAGE		3			3
COASTAL SKIN SURGERY AND DERMATOLOGY PL		3			3
TOMAH VAMC		2	1	33%	3
CVS MA1179POCT HUDSON		2	1	33%	3
CLINICA HISPANIA			3	100%	3
NATIONAL JEWISH HEALTH			3	100%	3
MORSELIFE HOME CARE INC			3	100%	3
BETHESDA HOSPITAL EAST BLOOD GAS LAB			3	100%	3
SAVANNAH COVE		3			3
FULGENT GENETICS HOUSTON		3			3
MAYO		1	2	67%	3
OHSU LABORATORY SERVICES		3			3
SANFORD LABORATORY BISMARCK		2	1	33%	3
FIRST CARE - MIDDLESBORO			3	100%	3
CELEBRATION PRIMARY CARE ASSOCIATES LLC		3			3
AVANTE INVERNESS		1	2	67%	3
CVS MI8287POCT MACOMB		3			3
New Jersey Aim At Smg		3			3
MEDEXPRESS URGENT CARE - LINDEN		3			3
CATHOLIC HEALTH LABORATORY SERVICES		3			3
CVS TX7603POCT SAGINAW		3			3
PATIENT FIRST - WOODBURY		3			3
PREMIER CLINICAL RESEARCH INSTITUTE INC			3	100%	3
MEDEXPRESS URGENT CARE-SALINA, S 9TH ST		3			3
MEDEXPRESS URGENT CARE, BELLE VERNON		3			3
GROVES CENTER			3	100%	3
CVS IL2798POCT CHICAGO		1	2	67%	3
DASCENA LAB			3	100%	3
Macon Valley Nursing and Rehabilitation Center		3			3
CVS OH5457POCT POWELL		3			3
The Good Shepherd		3			3
320 S TRANSIT ST		3			3
CVS SC5471POCT LEXINGTON		2	1	33%	3
ACCOMPLISHED HOME CARE		3			3
CDPH BRANCH LABORATORY			3	100%	3
AdventHealth Care Center Orlando North			3	100%	3
NEMOURS CHILDRENS PRIMARY CARE HORIZON WEST			3	100%	3

COVID-19: testing by laboratory

Data through May 31, 2021 verified as of Jun 1, 2021 at 09:25 AM

Data in this report are provisional and subject to change.

The numbers in the table below represent the number of Florida and non-Florida residents for whom test results were received by the Department of Health. A person can be tested by more than one laboratory and can have both positive and negative results. **Therefore, the sum of the numbers in each column will be larger than the total number of people tested.**

Reporting lab	Inconclusive	Negative	Positive	Percent positive	Total
CVS AZ1720POCT QUEEN CREEK		3			3
LINCOLN MEDICAL CENTER		3			3
MANORCARE NURSING & REHABILITATION CENTER-NAPLES		3			3
SOUTHERN REGIONAL MEDICAL CENTER		3			3
KIDS CARE PEDIATRICS			3	100%	3
ORLANDO AIRPORT DIALYSIS		3			3
Schoolcraft Medical Care Facility		3			3
MT CARMEL PHARMACY INC		3			3
Kroger 448 - The Little Clinic Mason		3			3
ONslow MEMORIAL HOSPITAL LABORATORY		3			3
PRIMARY & URGENT CARE CENTERS			3	100%	3
YOUR DOCTOR'S OFFICE		2	1	33%	3
CAREHERE LLC			3	100%	3
ERIE COUNTY PUBLIC HEALTH CLINICAL		3			3
MEMORIAL HERMANN			3	100%	3
PROHEALTH PRIMARY CARE - GLEN OAKS		3			3
CERTIVIA LABORATORIES			3	100%	3
Highland Ave. Eye Clinic		3			3
Manor Care-Kingston Court of York PA, LLC		3			3
AFC URGENT CARE/FARRAGUT			3	100%	3
BNC Medical Investors, LLC Berrien Nursing & Rehabilitation Center		3			3
MARYLAND STATE DEPT OF HEALTH	2		1	33%	3
SUNDALE NURSING HOME		3			3
BROOKDALE LAKE MARY			3	100%	3
CORTLAND COUNTY HEALTH DEPARTMENT		3			3
Gracemore Nursing and Rehab		3			3
CVS MA38POCT CHARLTON		3			3
CABELL HUNTINGTON HOSPITAL CLINICAL LAB			3	100%	3
NORTH BROWARD HOSPITAL DISTRICT HEALTHCARE FOR THE HOMELESS			3	100%	3
CLARA MAASS TRANSITIONAL CARE UNIT		3			3
DEER'S HEAD CENTER		3			3
NORTH SHORE MEDICAL CENTER - SALEM HOSPITAL		1	2	67%	3
Kroger 571 - The Little Clinic Hendersonville		1	2	67%	3
FOUR WINDS BEHAVIORAL HEALTH		3			3
HELIX LW UC		1	2	67%	3
MEMORIAL HEALTH SYSTEM		1	2	67%	3
BEEBE MEDICAL CENTER LABORATORY		3			3
MEDSTAR HEALTH URGENT CARE			3	100%	3
EASTERN NEW MEXICO MEDICAL CENTER		3			3
SISD EMPLOYEE HEALTH CLINIC			3	100%	3
APEX CLINICAL LABORATORIES INC		3			3
HEALTH SENTRY			3	100%	3
WALGREENS #05477		3			3
FREDERICK MEMORIAL HOSPITAL			3	100%	3
MINUTECLINIC, LLC #05814		3			3
COASTAL PEDIATRIC CARE			3	100%	3
CLINICAL CARE ASSOCIATES, INC			3	100%	3

COVID-19: testing by laboratory

Data through May 31, 2021 verified as of Jun 1, 2021 at 09:25 AM

Data in this report are provisional and subject to change.

The numbers in the table below represent the number of Florida and non-Florida residents for whom test results were received by the Department of Health. A person can be tested by more than one laboratory and can have both positive and negative results. **Therefore, the sum of the numbers in each column will be larger than the total number of people tested.**

Reporting lab	Inconclusive	Negative	Positive	Percent positive	Total
MURFREESBORO MEDICAL CLINIC		3			3
INSPIRED LIVING AT SARASOTA			3	100%	3
HOUSTON METHODIST HOSPITAL			3	100%	3
FLORIDA LABORATORY ANALYSIS, LLC			3	100%	3
UK HEALTHCARE			3	100%	3
NC STATE LABORATORY OF PUBLIC HEALTH		3			3
WELLSTAR URGENT CARE SHALLOWFORD		1	2	67%	3
AVALON MEDICAL GROUP		1	2	67%	3
Bainbridge Health and Rehab		3			3
AZALEALAND NURSING HOME		3			3
Kroger 093 - The Little Clinic Stapleton		2	1	33%	3
OCALA REGIONAL KIDNEY CENTER-WEST			3	100%	3
DUKE UNIVERSITY POINT OF CARE TESTING PROGRAM			3	100%	3
Granville Center	1	2			3
ROANE MEDICAL CENTER		2	1	33%	3
EXPEDIAN URGENT CARE			3	100%	3
BOSTON MEDICAL CENTER			3	100%	3
RCA LABORATORY SERVICES LLC			3	100%	3
PEDIATRICS AND ADOLESCENT MEDICINE		2	1	33%	3
MEDICAL CENTER OF THE ROCKIES			3	100%	3
ANN STORCK CENTER INC		3			3
TGH Brandon Healthplex Laboratory			3	100%	3
CVS IN6608POCT NEW PALESTINE		1	2	67%	3
TEMPUS_LABS			3	100%	3
Michael J Crescenzi VA Outpatient Dialysis Center		3			3
AUSTIN PUBLIC HEALTH			3	100%	3
VICKIE N HARRELL MD		2	1	33%	3
WATERS PEDIATRIC CENTER			3	100%	3
SANIBEL MEDICAL CLINIC		1	2	67%	3
CLEARWATER		2	1	33%	3
PREMIER MOBILE HEALTH SERVICES, LLC		1	2	67%	3
CVS NE8616POCT LINCOLN		1	2	67%	3
Kingston of Ashland		3			3
MIDWAY SPECIALTY CARE RX LLC		1	2	67%	3
HARBOUR'S EDGE		2	1	33%	3
BAPTIST PRIMARY CARE FERNANDINA BEACH			3	100%	3
MANATEE URGENT CARE LLC			3	100%	3
VA WNYHCS - Buffalo Division		2	1	33%	3
WOODMARK AT UPTOWN ASSISTED LIVING		3			3
NEW GEN LABS			3	100%	3
CVS AZ5892POCT LAVEEN		3			3
ALLIANCE LABS @LRMC			3	100%	3
B2 URGENT CARE		1	2	67%	3
ALVERNO CLINICAL LABORATORIES			3	100%	3
EVENING PEDIATRICS INC		1	2	67%	3
VICAR'S LANDING NURSING HOME		2	1	33%	3
UF HEALTH THE VILLAGES		2	1	33%	3

COVID-19: testing by laboratory

Data through May 31, 2021 verified as of Jun 1, 2021 at 09:25 AM

Data in this report are provisional and subject to change.

The numbers in the table below represent the number of Florida and non-Florida residents for whom test results were received by the Department of Health. A person can be tested by more than one laboratory and can have both positive and negative results. **Therefore, the sum of the numbers in each column will be larger than the total number of people tested.**

Reporting lab	Inconclusive	Negative	Positive	Percent positive	Total
ST. PETERSBURG PEDIATRICS- 38TH AVENUE			3	100%	3
MERCY HEALTH			3	100%	3
MEDEXPRESS URGENT CARE - LAWRENCE		3			3
ST LUKES HOSPITAL			3	100%	3
INSPIRA MEDICAL CENTER VINELAND LAB		2	1	33%	3
MEDEXPRESS URGENT CARE - WATCHUNG		3			3
FLORIDA MEDICAL ASSOCIATES		3			3
ALABAMA MEDICAL GROUP PC		2	1	33%	3
MEDI PARTNERS OF SOUTH FLORIDA		3			3
JS HEALTHCARE		2	1	33%	3
LAB PLUS, LLC AT ASCENSION SAINT THOMA		3			3
Providence VAMC		3			3
THE MEDICAL CENTER			3	100%	3
OHIO DEPARTMENT OF HEALTH LABORATORY		2	1	33%	3
MEDEXPRESS URGENT CARE - WALL		3			3
CVS NC2559POCT CHARLOTTE		3			3
PARKLAND HEALTH & HOSPITAL			3	100%	3
CORNERSTONE MEDICAL CARE OF BRANDON		2	1	33%	3
SOUTH LAKE FAMILY HEALTH CENTER			3	100%	3
NORTHWESTERN UNIVERSITY HEALTH SERVICE NURSING		3			3
Fort Gaines Health and Rehab		3			3
WALGREENS #21282		3			3
SENTARA NORFOLK GENERAL HOSPITAL CENTRAL LAB			3	100%	3
YORK HOSPITAL - LABORATORY			3	100%	3
Illiana HCS -Danville VAMC		3			3
CVS NE5863POCT OMAHA		1	2	67%	3
CCRX OF NORTH CAROLINA, LLC		2	1	33%	3
Jersey City Medical Center		3			3
BOCA RATON PHYSICIANS PA			3	100%	3
BAYSHORE MEDICAL CENTER LABORATORY		3			3
CVS KS676POCT LAWRENCE		2	1	33%	3
FRESENIUS KIDNEY CARE			3	100%	3
ALOHA HOME CARE LLC DBA ACCENTCARE HOME HEALTH OF		3			3
ACCESS HEALTH CARE		2	1	33%	3
AFC URGENT CARE CLEVELAND			3	100%	3
VIRTUA MEMORIAL HOSPITAL BURLINGTON COUNTY		1	2	67%	3
CVS TX19POCT SPRING		3			3
COMMUNITY MEDICAL CENTER			3	100%	3
DOCTOR TODAY URGENT CARE			3	100%	3
TAMPA		1	2	67%	3
MEDEXPRESS URGENT CARE - WOODBURY		1	2	67%	3
CROSSVILLE MEDICAL GROUP		1	2	67%	3
BARONESS ERLANGER HOSPITAL		3			3
WEST FLORIDA MEDICAL ASSOCIATES		1	2	67%	3
NORTH SHORE HOSP. INFECTION CONTROL			3	100%	3
UNIVERSITY HEALTH SERVICES RIVER CAMPUS		2	1	33%	3
TWELVE OAKS RECOVERY CENTER			3	100%	3

COVID-19: testing by laboratory

Data through May 31, 2021 verified as of Jun 1, 2021 at 09:25 AM

Data in this report are provisional and subject to change.

The numbers in the table below represent the number of Florida and non-Florida residents for whom test results were received by the Department of Health. A person can be tested by more than one laboratory and can have both positive and negative results. **Therefore, the sum of the numbers in each column will be larger than the total number of people tested.**

Reporting lab	Inconclusive	Negative	Positive	Percent positive	Total
EMERALD PARK OF HOLLYWOOD			3	100%	3
LEESBURG COMMUNITY HEALTH CENTERS			3	100%	3
NSUH AT SYOSSET		3			3
NEXTCARE WYOMING LLC			3	100%	3
MEDICAL SERVICES OF AMERICA HOME HEALTH		3			3
BAPTIST HEALTH SURGERY CENTER AT NORTHPOINT			3	100%	3
CVS OH3980POCT KENT		3			3
PARRISH MEDICAL CENTER-WAIVED TESTING		3			3
SOUTHCARE PHARMACY INC		1	2	67%	3
MEDFUSION		2	1	33%	3
CVS MA937POCT CARVER		3			3
ARCPPOINTLABS OF VIRGINIA BEACH		1	2	67%	3
FLORIDA GASTROENTEROLOGY ASSOCIATES PA		3			3
ADVENTHEALTH IMAGING LAKE NONA		1	2	67%	3
MINUTE CLINIC DIAGNOSTIC PA		2	1	33%	3
CVS IL7142POCT LOCKPORT		3			3
MINUTECLINIC DIAGNOSTIC, PA #10252		3			3
Altenheim Senior Living		3			3
ST MARY'S HEALTHCARE LABORATORY		2	1	33%	3
INN AT LAPOSADA,THE			3	100%	3
CALIFORNIA DEPARTMENT OF PUBLIC HEALTH BRANCH LABORATORY			3	100%	3
MISSISSIPPI CARE CENTER OF DEKALB LLC		3			3
CORNERSTONE DRUG AND GIFT INC		3			3
COMMUNICABLE DISEASE CONTROL/PUBLIC HEALTH EMERGENCY PREPAREDNESS			3	100%	3
ADRIANA M CASTRO MD PA		3			3
CENTRAL DUPAGE HOSPITAL			3	100%	3
AUGUSTA UNIVERISTY MEDICAL CENTER			3	100%	3
DOCTORS HOSPITAL RENAISSANCE			3	100%	3
CVS CA8882POCT SAN CLEMENTE		3			3
PALM COAST DIALYSIS		2	1	33%	3
KISSIMMEE URGENT CARE		3			3
EXPRESSCARE URGENT CARE CENTER			3	100%	3
ISLAND NURSING HOME		2	1	33%	3
EASTGENE LABORATORIES		3			3
CVS MA41POCT TAUNTON		2	1	33%	3
CAREHERE - INDIAN RIVER		3			3
Broadview Multi-Care Center		3			3
Englewood Health and Rehab			3	100%	3
OPENTRONS PRL		2	1	33%	3
TAMPA INTERNATIONAL AIRPORT			3	100%	3
NORTHEAST FLORIDA INTERNAL MEDICINE PA		3			3
VA OUTPATIENT CLINIC-NEW PORT RICHEY			3	100%	3
RAPID CITY RUGENT CARE			3	100%	3
LACKAWANNA HEALTH AND REHAB CENTER		3			3
STANKUS FAMILY CARE		1	2	67%	3
THE RIM URGENT CARE			3	100%	3
NEMOURS CHILDREN'S PRIMARY CARE, LONGWOOD			3	100%	3

COVID-19: testing by laboratory

Data through May 31, 2021 verified as of Jun 1, 2021 at 09:25 AM

Data in this report are provisional and subject to change.

The numbers in the table below represent the number of Florida and non-Florida residents for whom test results were received by the Department of Health. A person can be tested by more than one laboratory and can have both positive and negative results. **Therefore, the sum of the numbers in each column will be larger than the total number of people tested.**

Reporting lab	Inconclusive	Negative	Positive	Percent positive	Total
CULVER EDUCATIONAL FOUNDATION		3			3
KAP MEDICAL GROUP, LLC			3	100%	3
COVENANT PEDIATRICS		1	2	67%	3
ADVICE FOR OPTIMAL WELLNESS, INC			3	100%	3
PRIMARY CARE CENTER OF LAKE CITY, THE			3	100%	3
LUCID LABORATORY SERVICES		3			3
Crowne Health Care of Eufaula		3			3
JACKSONVILLE VA OPC			3	100%	3
ACCELERATED URGENT CARE		3			3
GONZALEZ MD AND ASWAD MD HEALTH SERVICES			3	100%	3
LEE MEMORIAL HOSPITAL BLOOD GAS LAB			3	100%	3
GINKGO-IXLAYER		3			3
VA Long Beach HCS		3			3
MEDEXPRESS-HOUSTON EAST FWY		1	2	67%	3
HOLY CITY MED URGENT CARE			3	100%	3
ADVANCE FAMILY PRACTICE LLC□			3	100%	3
RIGHT AT HOME			3	100%	3
Greystone Health Care Center		3			3
AMBER COURT OF ELIZABETH		3			3
MCGUFFEY HEALTH CARE CENTER INC		3			3
24TH WEAPONS OF MASS DESTRUCTION - CIVIL SUPPORT		3			3
PRECIDENT FLORIDA		3			3
INTERCOASTAL FAMILY PRATICE		1	2	67%	3
CVS M05727POCT PLATTE CITY		3			3
FAMILY FIRST PEDIATRICS			3	100%	3
NEW YORK STATE DEPARTMENT OF HEALTH		1	2	67%	3
MEDEXPRESS URGENT CARE - DERBY N ROCK		3			3
TIEHH BIOTERRORISM RESPONSE LAB			3	100%	3
Community Resource and Referral Center		3			3
CVS SC2497POCT LEXINGTON		3			3
NORTH CAROLINA DEPT OF HEALTH & HUMAN SRVCS STATE LAB OF PUBLIC HEALTH			3	100%	3
John Knox Manor Inc II		2	1	33%	3
ENCOMPASS HEALTH HOME HEALTH		1	2	67%	3
NORTHWEST FLORIDA CLINICAL LAB		1	2	67%	3
GRIFOLS IH CENTER AND CLINICAL LABORATORY			3	100%	3
LEE CONVENIENT CARE AT SUMMERLIN			3	100%	3
MELBOURNE URGENT CARE	1		2	67%	3
PINELLAS PARK HEALTH CENTER - PINELLAS CHD		1	2	67%	3
CENTRAL FL INTERNAL MEDICINE ASSOCIATES LLC		3			3
CVS MINUTE CLINIC #5836		3			3
ASCENSION ST VINCENT'S RIVERSIDE			3	100%	3
Eugene J. Towbin Healthcare Center		3			3
WINDERMERE PEDIATRICS			3	100%	3
ACL LABORATORIES - ROSEMONT			3	100%	3
Medilodge of Monroe		3			3
LEXINGTON MEDICAL CENTER		1	2	67%	3
COOPER UNIVERSITY HOSPITAL LABORATORY		2	1	33%	3

COVID-19: testing by laboratory

Data through May 31, 2021 verified as of Jun 1, 2021 at 09:25 AM

Data in this report are provisional and subject to change.

The numbers in the table below represent the number of Florida and non-Florida residents for whom test results were received by the Department of Health. A person can be tested by more than one laboratory and can have both positive and negative results. **Therefore, the sum of the numbers in each column will be larger than the total number of people tested.**

Reporting lab	Inconclusive	Negative	Positive	Percent positive	Total
ADVANCED PEDIATRICS			3	100%	3
MEDEXPRESS URGENT CARE - JEANNETTE		3			3
BLACKWATER RIVER			3	100%	3
LPG PEDIATRICS AT LEHIGH ACRES		2	1	33%	3
CVS AZ7263POCT PHOENIX		3			3
TMH PHYSICIAN PARTNERS BLOUNTSTOWN			3	100%	3
SURETOX LABORATORY LLC		2	1	33%	3
ESCO DRUG CO INC		3			3
THE CENTER FOR DISCOVERY		3			3
CAMPAZZI CONCIERGE MEDICAL SERVICES		2	1	33%	3
CORMEUM LAB SERVICES, LLC			3	100%	3
ACCESS LABORATORIES LLC			3	100%	3
MEDEXPRESS - WILMINGTON KIRKWOOD HIGHWAY		2	1	33%	3
FAMILY TREE MEDICAL GROUP PA		2	1	33%	3
MEADOWS REGIONAL MEDICAL CENTER		2	1	33%	3
UNIVERSITY URGENT CARE			3	100%	3
MEDEXPRESS URGENT CARE - TOPEKA, SW WANAMAKER RD		3			3
WALGREENS ORTIZ STELLA (ST 655)		3			3
MANORCARE HEALTH SERVICES BOCA RATON			3	100%	3
SSM HEALTH ST LOUIS MICROBIOLOGY LABORATORY		1	2	67%	3
MINUTECLINIC DIAGNOSTIC, PA		3			3
CVS MA335POCT RAYNHAM		3			3
ECHCS - Jewell Clinic		2	1	33%	3
HOCHBERG LOWER SCHOOL		3			3
HEALTH AND WELLNESS URGENT CARE LLC			3	100%	3
ASANTE ROGUE REGIONAL MEDICAL CENTER L		3			3
MANHATTANVILLE COLLEGE STUDENT HEALTH CENTER		3			3
DOCTOR 4 U CLINIC		1	2	67%	3
CVS NJ2949POCT EAST HANOVER		2	1	33%	3
WALGREENS #07502		3			3
ONE MEDICAL GROUP		1	2	67%	3
GULF COAST IMMEDIATE CARE CENTER		1	2	67%	3
WEST TN HEALTH MED NORTH		3			3
HOMELAND CENTER		3			3
PEDIATRICS BY THE SEA JOG RD OFFICE			3	100%	3
SPRING LAKE REHABILITATION CENTER			3	100%	3
DIGNITY HEALING LLC			3	100%	3
BAY MEDICAL SACRED HEART BEACH EMERGENCY ROOM		2	1	33%	3
PEDIATRICS IN NORTH FLORIDA PA			3	100%	3
ADVANCED URGENT CARE CENTER OF THE UPPER KEYS		1	2	67%	3
CLINIC OF PLANT CITY, THE		2	1	33%	3
Crowne Health Care of Mobile		3			3
IM&P WELLNES CENTER			3	100%	3
EXETER HOSPITAL		3			3
PUBLIC HEALTH TRUST OF MIAMI DADE COUNTY			3	100%	3
CVS NC3514POCT STANLEY		3			3
Diversicare of Ripley		3			3

COVID-19: testing by laboratory

Data through May 31, 2021 verified as of Jun 1, 2021 at 09:25 AM

Data in this report are provisional and subject to change.

The numbers in the table below represent the number of Florida and non-Florida residents for whom test results were received by the Department of Health. A person can be tested by more than one laboratory and can have both positive and negative results. **Therefore, the sum of the numbers in each column will be larger than the total number of people tested.**

Reporting lab	Inconclusive	Negative	Positive	Percent positive	Total
Kroger 627 - The Little Clinic Castleberry		2	1	33%	3
EFFINGHAM HOSP, INC, DBA EFFINGHAM HEALTH		3			3
JERSEY IRISH MEDICAL		3			3
UNIVERSITY MEDICAL CENTER OF SOUTHERN NEVADA (UMCSN)			3	100%	3
Kings County Hospital Center			3	100%	3
COX HEALTH SOUTH LAB		1	2	67%	3
PHYSICIANS MEDICAL CENTER		3			3
SPRING VALLEY HOSPITAL MEDICAL CENTER			3	100%	3
CVS RI326POCT NORTH SMITHFIELD		3			3
C A R E S OXFORD		2	1	33%	3
Kroger 758 - The Little Clinic Providence		3			3
CANOPY AT HARPER LAKE, THE			3	100%	3
LUTHERAN SERVICES FLORIDA-DREAM CENTER			3	100%	3
CORE CLINICS, LLC		3			3
ADVENTHEALTH CENTRA CARE LAKE NONA		1	2	67%	3
SOFTLAB			3	100%	3
MARLBORO URGENT CARE		3			3
VELOCITY URGENT CARE			3	100%	3
MEDEXPRESS URGENT CARE, EDWARDSVILLE		3			3
Glenview Terrace Nursing Center		3			3
ALABAMA DEPT PUBLIC HEALTH			3	100%	3
HEALTH EXPRESS		3			3
US SPECIALTY LABS			3	100%	3
SERENADES BY SONATA		1	2	67%	3
LOCH HAVEN PEDIATRICS			3	100%	3
MEMORIAL HERMANN HOSPITAL			3	100%	3
HIALEAH SHORES NURSING AND		2	1	33%	3
NORTHWELL HEALTH			3	100%	3
SIGNATURE CARE PFLUGERVILLE			3	100%	3
TARRANT COUNTY PUBLIC HEALTH		3			3
MEDSTAR URGENT CARE, LLC			3	100%	3
HEPATOLOGY DIAGNOSTIC LAB			3	100%	3
MASSACHUSETTS DEPARTMENT OF HEALTH			3	100%	3
WAL-MART STORES EAST LP		2	1	33%	3
HOLLAND AMERICA PRINCESS - ALASKA YUKON		3			3
Kroger 768 - The Little Clinic Leestown Rd		2	1	33%	3
HAMILTON COUNTY HEALTH DEPARTMENT		3			3
LEGACY LABORATORY SERVICES			3	100%	3
STRINGFELLOW MEMORIAL HOSPITAL		3			3
STARLING AT SAN JOSE			3	100%	3
NORTHCREST MEDICAL CENTER		1	2	67%	3
CVS NV5942POCT LAS VEGAS		3			3
QUALITY LABORATORY SERVICE		2	1	33%	3
YATES COUNTY PUBLIC HEALTH		3			3
CVS MA137POCT QUINCY		3			3
THE PATHOLOGY LABORATORY		1	2	67%	3
UNIVERSITY OF KANSAS MEDICAL CENTER			3	100%	3

COVID-19: testing by laboratory

Data through May 31, 2021 verified as of Jun 1, 2021 at 09:25 AM

Data in this report are provisional and subject to change.

The numbers in the table below represent the number of Florida and non-Florida residents for whom test results were received by the Department of Health. A person can be tested by more than one laboratory and can have both positive and negative results. **Therefore, the sum of the numbers in each column will be larger than the total number of people tested.**

Reporting lab	Inconclusive	Negative	Positive	Percent positive	Total
HEALGEN SCIENTIFIC			3	100%	3
ADVENT HEALTH MEDICAL GROUP FAMILY MEDICINE			3	100%	3
MEDICAL CENTER OF CENTRAL GEORGIA			3	100%	3
Domiciliary Rehab & Residential Treatment Program		3			3
WELLSTREET SMYNA URGENT CARE		3			3
NEBRASKA MEDICAL CENTER			3	100%	3
Cleveland Clinic Weston			3	100%	3
ADVENTHEALTH MEDICAL GROUP OBSTETRICS			3	100%	3
MID-FLORIDA PATHOLOGY LLC - MOBILE UNIT # 3		1	2	67%	3
CVS SC7567POCT BOILING SPRINGS		2	1	33%	3
KIDSVILLE PEDIATRICS IV PA		1	2	67%	3
NOVA SOUTHEASTERN UNIVERSITY		2	1	33%	3
Fairview		2	1	33%	3
ROYAL PALM RETIREMENT CENTRE		3			3
Huntington Health Care and Rehabilitation Center		3			3
SUMMIT MEDICAL GROUP - WEST ORANGE		3			3
CHOTA COMMUNITY HEALTH SERVICES		2	1	33%	3
BAPTIST OUTPATIENT SERVICES			3	100%	3
MINUTECLINIC, LLC #05891		2	1	33%	3
RIVERSIDE METHODIST HOSPITAL LAB			3	100%	3
WHOLE CHILD PEDIATRICS			3	100%	3
MEDEXPRESS URGENT CARE-CLOQUET		3			3
BOND & STEELE CLINIC, PA			3	100%	3
UNITY HEALTH AND REHABILITATION CENTER			3	100%	3
GREATER MOBILE URGENT CARE - SPRINGHILL			3	100%	3
JOHN D. ARCHBOLD MEM. HOSPITAL			3	100%	3
OPTUM PRIMARY CARE - SILVER LAKES			3	100%	3
TRICORE REFERENCE LABORATORY		1	2	67%	3
ORMOND BEACH URGENT CARE			3	100%	3
EAST NAPLES PEDIATRICS			3	100%	3
WALGREENS #03093		3			3
CVS AZ7075POCT CHANDLER		3			3
CTRS			3	100%	3
LIFEGUARD AMBULANCE SERVICE LLC, TEXAS			3	100%	3
POLK PEDIATRICS		1	2	67%	3
CVS OH2540POCT HILLIARD		3			3
Fairhaven Retirement Community		3			3
Kroger 592 - The Little Clinic Alexander Plaza		2	1	33%	3
HARRIS URGENT CARE CENTER			3	100%	3
BROOKDALE ALTAMONTE SPRINGS			3	100%	3
WISE HEALTH SYSTEM		1	2	67%	3
GARCIA MORALES NELSON			3	100%	3
MEMORIAL HEALTH UNIVERSITY MEDICAL CENTER			3	100%	3
VIRGINIA DEPARTMENT OF HEALTH DIVISION OF			3	100%	3
PHYSICIANS CARE INC		1	2	67%	3
MARYWOOD NURSING CARE CENTER		3			3
MY INSTADOC - HOWELL URGENT CARE		2	1	33%	3

COVID-19: testing by laboratory

Data through May 31, 2021 verified as of Jun 1, 2021 at 09:25 AM

Data in this report are provisional and subject to change.

The numbers in the table below represent the number of Florida and non-Florida residents for whom test results were received by the Department of Health. A person can be tested by more than one laboratory and can have both positive and negative results. **Therefore, the sum of the numbers in each column will be larger than the total number of people tested.**

Reporting lab	Inconclusive	Negative	Positive	Percent positive	Total
SEMINOLE FAMILY HEALTH CENTER		3			3
SUNBRIDGE CARE & REHAB FOR DECATUR		3			3
ASANTE THREE RIVERS MEDICAL CENTER LAB		3			3
HOPE HEALTH CARE, LLC		3			3
Kroger 635 - The Little Clinic Dacula		3			3
BICKERTON, DAWN		3			3
NORTHERN LIGHT LABORATORY		1	2	67%	3
BRADENTON PHYSICIAN MEDICAL CENTER			3	100%	3
PRISMA HEALTH MIDLANDS			3	100%	3
WYOMING DEPT OF HEALTH			3	100%	3
HEALTH FIRST MEDICAL GROUP			3	100%	3
MARRA'S PHARMACY		3			3
Harris Hill Nursing Facility		3			3
OCEAN PEDIATRIC CARE			3	100%	3
PROPATH			3	100%	3
CVS MA1945POCT HANOVER		3			3
LIFE CARE CENTER OF SKAGIT VALLEY		3			3
PATIENT FIRST - HAMILTON		3			3
MINUTECLINIC DIAGNOSTIC OF NEW MEXICO LLC #7552		3			3
WALGREENS #05911		3			3
OMNI HEALTHCARE INC		1	2	67%	3
C19 LABS			3	100%	3
VALLEY HOSPITAL MEDICAL CENTER		1	2	67%	3
MEDEXPRESS URGENT CARE - RICHMOND, W BROAD ST		3			3
IP BOISE 1		2	1	33%	3
Maple Lawn MCF		3			3
VISITING PHYSICIANS OF THE TREASURE COAST LLC			3	100%	3
NEWCARE PRIMARY MEDICINE			3	100%	3
NEVADA DEPARTMENT OF HEALTH AND HUMAN SERVICES			3	100%	3
SOUTHEAST GEORGIA HEALTH SYSTEM BRUNS		3			3
BOONES CREEK URGENT CARE		1	2	67%	3
WAKULLA URGENT CARE & DIAGNOSTIC			3	100%	3
LAURELLWOOD NURSING CENTER		1	2	67%	3
RICHMOND CITY DEPARTMENT OF PUBLIC HEALTH			3	100%	3
BOLING, STEPHANIE		3			3
WALGREENS NO 19542		3			3
HARBORCHASE OF GAINESVILLE			3	100%	3
CROWNE HEALTH CARE OF FORT PAYNE		2	1	33%	3
ESTERO FIRE RESCUE		3			3
CARESPOT-WELLINGTON			3	100%	3
VELOCITY CARE			3	100%	3
PALM COTTAGE OPERATOR LLC		2	1	33%	3
NEBRASKA DEPARTMENT OF HEALTH AND HUMAN SERVICES			3	100%	3
PINELLAS CHD - CLEARWATER		2	1	33%	3
GEISINGER COMMUNITY MEDICAL CENTER			3	100%	3
PENSACOLA MEDICAL CLINIC LLC			3	100%	3
LITTLE SPURS PEDIATRIC URGENT CARE		1	2	67%	3

COVID-19: testing by laboratory

Data through May 31, 2021 verified as of Jun 1, 2021 at 09:25 AM

Data in this report are provisional and subject to change.

The numbers in the table below represent the number of Florida and non-Florida residents for whom test results were received by the Department of Health. A person can be tested by more than one laboratory and can have both positive and negative results. **Therefore, the sum of the numbers in each column will be larger than the total number of people tested.**

Reporting lab	Inconclusive	Negative	Positive	Percent positive	Total
FLAGLER FAMILY MEDICINE PA			3	100%	3
Kroger 522 - The Little Clinic Gahanna		2	1	33%	3
MUNSON MEDICAL CENTER			3	100%	3
WOMENS CARE FLORIDA LLC-LABORATORY		3			3
NASON HOSPITAL			3	100%	3
MARTIN MEDICAL CENTER INC		1	2	67%	3
Hackensack Univ Medical Center At Pasc		2	1	33%	3
MEDEXPRESS URGENT CARE - LINKHORNE		3			3
SAFE PMC		3			3
FLORIDA MENTOR-POINT WEST CLUSTER		3			3
COL CROSSROAD		1	2	67%	3
ADVENTHEALTH SEBRING- INFECTION CONTROL DEPARTMENT			3	100%	3
THE OASIS BEACHSIDE		3			3
SCIENTIFIC LABORATORY DIVISION			3	100%	3
MEDEXPRESS URGENT CARE - WHEELING		2	1	33%	3
THOMAS LANGLEY			3	100%	3
Hunters Creek Nursing and Rehab			3	100%	3
EAST COLONIAL FAMILY MEDICAL CENTER		3			3
BAPTIST PRIMARY CARE, INC.		2	1	33%	3
FAMILY CARE SPECIALISTS OF ORLANDO			3	100%	3
ST JOHNS EPISCOPAL HOSPITAL SOUTH SHORE		2	1	33%	3
Westside Terrace		3			3
ALLIED PHYSICIANS GROUP PLLC		3			3
CROSSROADS URGENT CARE DBA URGENT TEA		3			3
North Ottawa Care Center at Heartwood Lodge		3			3
BROOKDALE OAKBRIDGE		1	2	67%	3
WEILL CORNELL MEDICAL ASSOCIATES - EAST SIDE		3			3
NORTH NAPLES HOSPITAL RESPIRATORY THERAPY DEPARTMENT			3	100%	3
UC CORAL GABLES		1	2	67%	3
DELRAY BEACH HEALTH DEPT LAB			3	100%	3
BROOKDALE SENIOR LIVING			3	100%	3
OAKMONT OF UNION SC, LLC		3			3
BAPTIST HOSPITAL OF MIAMI MCI BROWARD LABORATORY			3	100%	3
VIRGINIA DIVISION OF CONSOLIDATED LABORATORIES			3	100%	3
CARECENTER PHARMACY, LLC		3			3
NASSAU COUNTY HEALTH DEPARTMENT-FERNANDINA BEACH C		3			3
Farmville Health & Rehab Center		3			3
COOSA VALLEY HEALTHCARE CENTER LLC		3			3
2412 LEBANON PIKE		2	1	33%	3
MEDIC INFUSION PA		3			3
STEELFUSION/RJ LEE GROUP LABORATORY			3	100%	3
SCHIFF CENTER FOR LIVER DISEASES		1	2	67%	3
CVS NJ2369POCT JACKSON		3			3
MEDEXPRESS URGENT CARE - HAZLET		2	1	33%	3
ACL LABORATORIES INDUSTRIAL TOXICOLOGY			3	100%	3
CVS - MINUTECLINIC			3	100%	3
INTERNAL MEDICINE AND WOUND CARE SPECIALIST LLC		3			3

COVID-19: testing by laboratory

Data through May 31, 2021 verified as of Jun 1, 2021 at 09:25 AM

Data in this report are provisional and subject to change.

The numbers in the table below represent the number of Florida and non-Florida residents for whom test results were received by the Department of Health. A person can be tested by more than one laboratory and can have both positive and negative results. **Therefore, the sum of the numbers in each column will be larger than the total number of people tested.**

Reporting lab	Inconclusive	Negative	Positive	Percent positive	Total
CVS AZ9374POCT TUCSON		3			3
NEWSTAR MEDICAL LABORATORIES		3			3
CVS TX2876POCT PROSPER		3			3
CLEVELAND CLINIC SLW ED		3			3
Kroger 753 - The Little Clinic Goss Avenue		3			3
HARDEN DIALYSIS		1	2	67%	3
CAPTIAL REGIONAL MEDICAL CENTER			3	100%	3
ADVENTHEALTH WATERMAN COMMUNITY CLINIC			3	100%	3
MEDEXPRESS URGENT CARE - TOTOWA		3			3
CVS PHARMACY INC DBA CVS/PHARMACY #10908		3			3
UHEALTH JACKSON URGENT CARE - CUTLER BAY		1	2	67%	3
Walgreens #5984		3			3
ATLANTIS OUTPATIENT CENTER		3			3
NASSAU COUNTY HEALTH DEPARTMENT		3			3
ORCHID COVE DAYTONA			3	100%	3
CVS MD1490POCT GAITHERSBURG		3			3
ALCALA PHARMACEUTICALS			3	100%	3
SOLERA SPECIALTY PHARMACY LLC		2	1	33%	3
MEDEXPRESS URGENT CARE, LEBANON		3			3
HARBORCHASE OF STUART			3	100%	3
SHANDS AT LAKE SHORE LAB		1	2	67%	3
FAST PACE URGENT CARE			3	100%	3
CONCENTRA - PLANTATION		3			3
CENTURY LINK SPORTS COMPLEX			3	100%	3
SPARROW CENTRAL LAB			3	100%	3
QUEST DIAGNOSTICS CLINICAL LABORATORIES INC		2	1	33%	3
URGENT DOC - URGENT CARE CLINIC			3	100%	3
TIFTON CARECONNECT URGENT CARE			3	100%	3
Kroger 387 - The Little Clinic Hubbards Lane		3			3
ASPIRUS WAUSAU HOSPITAL			3	100%	3
EASTMAN HEALTHCARE & REHAB		3			3
CVS OH3306POCT AKRON		2	1	33%	3
BROADWAY HEALTH FLORIDA MEDICAL CLINIC URGENT CARE			3	100%	3
Medford Multicare		3			3
TAYLOR MANOR		1	2	67%	3
TRUE HEALTH – LAKE UNDERHILL		3			3
FLORIDA MEDICAL CLINIC, LLC			3	100%	3
CVS PA7611POCT ALLISON PARK		3			3
ADVANCED MEDICAL RESEARCH CENTER LLC			3	100%	3
PREMIER FAMILY AND SPORTS MEDICINE		2	1	33%	3
Kroger 388 - The Little Clinic Braelinn Village		3			3
CARENOW-ATASCOCITA			3	100%	3
Florida Baptist Retirement Center		1	2	67%	3
IOWA DEPARTMENT OF PUBLIC HEALTH			3	100%	3
GREENTREE MEDICAL CENTER			3	100%	3
AFFORDABLE PRIMARY CARE LLC		3			3
LEGACY ER AND URGENT CARE			3	100%	3

COVID-19: testing by laboratory

Data through May 31, 2021 verified as of Jun 1, 2021 at 09:25 AM

Data in this report are provisional and subject to change.

The numbers in the table below represent the number of Florida and non-Florida residents for whom test results were received by the Department of Health. A person can be tested by more than one laboratory and can have both positive and negative results. **Therefore, the sum of the numbers in each column will be larger than the total number of people tested.**

Reporting lab	Inconclusive	Negative	Positive	Percent positive	Total
MEDSTAR SOLUTIONS, LLC		3			3
MED FUSION			3	100%	3
MEDICAL CITY DALLAS HOSPITAL			3	100%	3
CHEROKEE COUNTY HEALTH AND REHAB CENTER		3			3
MID FLORIDA CLINICAL LABORATORY		2	1	33%	3
UNITY LONGPOND		3			3
MINUTECLINIC DIAGNOSTIC OF WISCONSIN,		3			3
PIEDMONT ROCKDALE HOSPITAL		2	1	33%	3
EAST CORE LAB			3	100%	3
SUN TERRACE HEALTH CARE CENTER			3	100%	3
FAMILY PRACTICE OF CENTRAL FLORIDA PA		1	2	67%	3
ER MEDICAL PC		3			3
NORTHSIDE FAMILY MEDICINE AND URGENT CARE (HOLLY SPRINGS)		3			3
LEGACY ER & URGENT CARE - FRISCO WEST			3	100%	3
AristaCare at Meadow Springs		3			3
SOUTH COUNTY MENTAL HEALTH CENTER INC			3	100%	3
Village on the Green			3	100%	3
MONTANA PUBLIC HEALTH LAB			3	100%	3
NEMOURS CHILDRENS PRIMARY CARE MAITLAND			3	100%	3
Grandview Health Care Center		3			3
PLANT CITY FAMILY CARE		3			3
LRHS Florida Poly Tech		3			3
Maryfield Inc. dba Pennybyrn		3			3
TERRACE OF ST CLOUD, THE		2	1	33%	3
UHEALTH CORAL SPRINGS			3	100%	3
ST MARYS HEALTH CARE SYSTEM		2	1	33%	3
PIEDMONT MOUNTAINSIDE HOSPITAL LAB - E		3			3
F W HUSTON MEDICAL CENTER SENIOR LIVIN		3			3
Concordia Village of Tampa			3	100%	3
HARRINGTON PARK HEALTH AND REHAB		3			3
CGH MEDICAL CENTER			3	100%	3
NEW SMYRNA BEACH AMBULATORY CARE CTR		2	1	33%	3
CEDAR CREST HEALTH CENTER		3			3
HOUSTON MEDICAL CENTER			3	100%	3
CVS NV5286POCT HENDERSON		3			3
GYN PATH SERVICES			3	100%	3
SOUTHEASTERN IMMEDIATE CARE- MILLEDGEVILLE GA			3	100%	3
Magnolia Health and Rehab Center			3	100%	3
HOPE HEALTH & WELLNESS		2			2
NOVA SOUTHEASTERN UNIVERSITY - STUDENT MEDICAL CTR			2	100%	2
VALLEY MEDICAL LABORATORY			2	100%	2
VILLAGES HEALTH SYSTEM, LLC, THE			2	100%	2
CAREMOUNT MEDICAL PC-CARMEL		2			2
HENRY FORD WEST BLOOMFIELD HOSPITAL			2	100%	2
INSPIRE HEALTHCARE CENTER			2	100%	2
Greystone Nursing and Rehab, LLC			2	100%	2
FLORIDA DEPARTMENT OF HEALTH IN ESCAMBIA COUNTY		1	1	50%	2

COVID-19: testing by laboratory

Data through May 31, 2021 verified as of Jun 1, 2021 at 09:25 AM

Data in this report are provisional and subject to change.

The numbers in the table below represent the number of Florida and non-Florida residents for whom test results were received by the Department of Health. A person can be tested by more than one laboratory and can have both positive and negative results. **Therefore, the sum of the numbers in each column will be larger than the total number of people tested.**

Reporting lab	Inconclusive	Negative	Positive	Percent positive	Total
MILLERSVILLE UNIVERSITY HEALTH SERVICE		2			2
STITCHES ACUTE CARE CENTER OF CHEYENNE			2	100%	2
MAYO CLINIC COUMADIN CLINIC LABORATORY		1	1	50%	2
LILY PHARMACY		2			2
HAWKEYE CARE CENTER DUBUQUE		2			2
FLORIDA KEYS PED & ADOLES CTR			2	100%	2
PRIMARY HEALTH CARE ASSOCIATES INC			2	100%	2
Coos County Nursing Home		2			2
ALL CHILDRENS PEDIATRIC CLINIC			2	100%	2
BEREA URGENT CARE			2	100%	2
PRIMACARE MEDICAL LAKEWOOD			2	100%	2
GEAUGA REGIONAL HOSPITAL		2			2
UNIVERSTIY OF ILLINOIS HOSPITAL			2	100%	2
SIGNAL DIAGNOSTICS DBA FLOWHEALTH LABS			2	100%	2
MEDEXPRESS URGENT CARE - ST CLAIR, CLOVER DR.		1	1	50%	2
RAPID RESULT CORP LLC		1	1	50%	2
SHADY GROVE ADVENTIST HOSPITAL			2	100%	2
OAKMONT WEST- GREENVILLE SC		2			2
FIRSTCHOICE FAMILY CARE, PLLC		2			2
CENTRAL JERSEY URGENT CARE OF GREEN BR		2			2
BLANCHARD VALLEY HOSPITAL LABORATORY			2	100%	2
Alden Des Plaines			2	100%	2
WITHHEALTH, INC		2			2
LIFESPAN HEALTH - SELMER		2			2
DEPT OF HEALTH			2	100%	2
DNA DIAGNOSTICS CENTER		2			2
NORTHWEST MEDICAL CENTER LABORATORY		2			2
LEESBURG DIALYSIS CENTER		1	1	50%	2
MED-LAKE LABORATORY, LLC			2	100%	2
DESERT HOSPITAL/CPHU CLINICAL LABORATORY			2	100%	2
POPLAR HEALTHCARE			2	100%	2
POMERENE HOSPITAL			2	100%	2
DISCOVER LABS		2			2
Village Green Health & Rehabilitation		2			2
St. Cloud VA Health Care System		2			2
STATCARE URGENT AND WALK-IN			2	100%	2
INA		1	1	50%	2
JACOBO N LAMA, MD PA		2			2
WELLSTREET-SNELLVILLE		2			2
LARKIN COMMUNITY HOSPITAL PALM SPRINGS CAMPUS		1	1	50%	2
CHAPPEL GROUP RESEARCH, THE		2			2
CLEAR LAKE REGIONAL MEDICAL CENTER			2	100%	2
University Center East			2	100%	2
WillowBrooke Court at Westminster Village		2			2
MOBILE COUNTY HEALTH DEPARTMENT		1	1	50%	2
WALGREENS #06583		2			2
TMH PHYSICIAN PARTNERS MONTICELLO		1	1	50%	2

COVID-19: testing by laboratory

Data through May 31, 2021 verified as of Jun 1, 2021 at 09:25 AM

Data in this report are provisional and subject to change.

The numbers in the table below represent the number of Florida and non-Florida residents for whom test results were received by the Department of Health. A person can be tested by more than one laboratory and can have both positive and negative results. **Therefore, the sum of the numbers in each column will be larger than the total number of people tested.**

Reporting lab	Inconclusive	Negative	Positive	Percent positive	Total
CVS IN6611POCT INDIANAPOLIS		1	1	50%	2
OPTUMSERVE HEALTH SERVICES INDIANA			2	100%	2
UF KANAPAHA LAB BEAKER		2			2
EXCELTOX LABORATORIES LLC		2			2
PULMONARY MEDICINE		2			2
CVS AZ3749POCT GOODYEAR		2			2
MY PHARMACY			2	100%	2
CRAWFORD COUNTY CARE CENTER		2			2
OHIO CVS STORES, LLC DBA CVS/PHARMACY		2			2
UNIVERSITY OF VERMONT MEDICAL CENTER			2	100%	2
Chatham Nursing and Rehab Center		2			2
CHIPLEY DIALYSIS			2	100%	2
RENOWN REGIONAL MEDICAL CENTER			2	100%	2
WEST HOUSTON MEDICAL CENTER			2	100%	2
CHILDREN PHYSICIANS GROUP			2	100%	2
NEMOURS CHILDRENS PRIMARY CARE CLERMONT			2	100%	2
MEMORIAL HOSPITAL OF SOUTH BEND			2	100%	2
VANAYER HEALTHCARE AND REHAB CENTER		2			2
NEW YORK PSYCHIATRIC INSTITUTE		2			2
MID AMERICA CLINICAL LABS			2	100%	2
Crestview Rehabilitation & Skilled Nursing Services		2			2
CareATC - Enovation Controls			2	100%	2
Kroger 550 - The Little Clinic Bellevue		2			2
MARCO ISLAND HOSPITAL INC D/B/A		1	1	50%	2
MORGAN STANELY HEALTH CENTER		2			2
SACRED HEART HOSPITAL ON THE EMERALD			2	100%	2
PLASMA MED RESEARCH DBA		2			2
MICARE CLINC			2	100%	2
FLORIDA SCHOOL FOR THE DEAF & BLIND			2	100%	2
GREEN POINT RX INC DBA ALTRU CHEMISTS		2			2
FLORIDA MEDICAL CLINIC RADIOLOGY DALE MABRY		2			2
PM PEDIATRICS OF BAYSIDE, PLLC - RIVE		2			2
Timber Ridge Health Care Center			2	100%	2
PIEDMONT WALTON HOSPITAL		2			2
PIEDMONT URGENT CARE - CONYERS		2			2
ACKERMAN CANCER CENTER		2			2
HCR MANOR CARE SERVICES OF FLORIDA III INC		2			2
PATIENT FIRST - SICKLERVILLE		1	1	50%	2
Virginia Gay Nursing and Rehab		2			2
PATIENT FIRST MEDICAL CENTER-CARYTOWN			2	100%	2
CEDARS-SINAI MEDICAL CENTER			2	100%	2
AMERICAN FAMILY CARE URGENT CARE		1	1	50%	2
URGENT CARE 24/7 TAMPA			2	100%	2
DOCTORS MEDICAL CTR OF WALTON COUNTY			2	100%	2
FAST TEST NOW		2			2
Ozark Health and Rehabilitation, LLC		2			2
CVS TX4794POCT ARLINGTON		2			2

COVID-19: testing by laboratory

Data through May 31, 2021 verified as of Jun 1, 2021 at 09:25 AM

Data in this report are provisional and subject to change.

The numbers in the table below represent the number of Florida and non-Florida residents for whom test results were received by the Department of Health. A person can be tested by more than one laboratory and can have both positive and negative results. **Therefore, the sum of the numbers in each column will be larger than the total number of people tested.**

Reporting lab	Inconclusive	Negative	Positive	Percent positive	Total
SUNSHINE PHARMACY		2			2
NEW YORK UNIVERSITY MEDICAL CENTER			2	100%	2
POMONA VALLEY COMMUNITY HOSPITAL			2	100%	2
CARE 365			2	100%	2
BRADENTON DIALYSIS			2	100%	2
CHILDREN'S MEDICAL CENTER-EAST ORLANDO			2	100%	2
GULFCOAST JEWISH FAMILY			2	100%	2
ARCADIA DIALYSIS CENTER			2	100%	2
NEW BRIDGE MEDICAL CENTER		2			2
HUMILITY OF MARY HEALTH PARTNERS			2	100%	2
FORT MYERS NORTH DIALYSIS		1	1	50%	2
GERM BUSTERS 911 LLC			2	100%	2
CAREATC - PALM HARBOR		1	1	50%	2
FL DEPT OF HEALTH MARION COUNTY MOBILE HEALTH UNIT			2	100%	2
ELMHURST MEMORIAL HOSPITAL			2	100%	2
ManorCare Health Services-Monroeville		2			2
DMC UNIVERSITY LABORATORIES		1	1	50%	2
FALMOUTH HOSPITAL		1	1	50%	2
VAULT HEALTH			2	100%	2
ROPER HOSPITAL			2	100%	2
LAKEVIEW HEALTH CARE SYSTEM LLC			2	100%	2
SALEM VAMC		2			2
ATHENA CARE RESOURCES LLC		2			2
UNITED MEMORIAL MEDICAL CENTER			2	100%	2
URGENT CARE OF COASTAL GEORGIA			2	100%	2
CARIBOU MEDICAL CENTER			2	100%	2
HEALTH PARTNERS REGIONAL HOSPITAL			2	100%	2
The Palms Nursing and Rehabilitation		1	1	50%	2
ROYAL CARE MEDICAL CENTER			2	100%	2
CVS M08581POCT BLUE SPRINGS		1	1	50%	2
UNIVERSITY OF TEXAS AT EL PASO, THE			2	100%	2
PALM BEACH DIABETES & ENDOCRINE SPECIALISTS PA			2	100%	2
SOUTH HILLSBOROUGH CBOC			2	100%	2
SOUTHERN BREEZE HEALTHCARE		1	1	50%	2
HAMILTON CHD		2			2
AVERA MEDICAL GROUP			2	100%	2
SWEETWATER NURSING CENTER		2			2
Bethany Manor		2			2
ADVANCED MEDICAL CARE			2	100%	2
FLAGLER HOME CARE			2	100%	2
KANSAS CITY VA MEDICAL CENTER			2	100%	2
ADVENTHEALTH EAST ORLANDO EMPLOYEE CLINIC		2			2
SUMMIT URGENT CARE PS			2	100%	2
ST. ELIZABETH HEALTHCARE			2	100%	2
Kingston of Miamisburg		2			2
TWIN LAKES REHAB & HEALTHCARE		2			2
MEDEXPRESS URGENT CARE - SPRINGFIELD, COOLEY ST		2			2

COVID-19: testing by laboratory

Data through May 31, 2021 verified as of Jun 1, 2021 at 09:25 AM

Data in this report are provisional and subject to change.

The numbers in the table below represent the number of Florida and non-Florida residents for whom test results were received by the Department of Health. A person can be tested by more than one laboratory and can have both positive and negative results. **Therefore, the sum of the numbers in each column will be larger than the total number of people tested.**

Reporting lab	Inconclusive	Negative	Positive	Percent positive	Total
CARE NOW DENTON			2	100%	2
RM LAB LLC DBA EXPRESS LAB		2			2
GALEN BAYLOR EXTENSION		2			2
HERITAGE CARE AND REHABILITATION CENTE		2			2
GRAND VIEW HOSPITAL			2	100%	2
MANSFIELD MEDICAL LODGE			2	100%	2
Kroger 400 - The Little Clinic Hartley Bridge Rd		1	1	50%	2
Cedar Valley Nursing & Rehab Center		2			2
RAPID URGENT CARE - ALBANY			2	100%	2
UTMB PATHOLOGY CLINICAL SERVICES LABORATORY			2	100%	2
Stillwater Healthcare		2			2
Bedford Care Center of Hattiesburg		2			2
NORTHSIDE FAMILY MEDICINE AND URGENT CARE (CUMMING)		2			2
MEDEXPRESS URGENT CARE - RUSSELLVILLE, W MAIN ST		2			2
FIRST PREVENTION AND DIALYSIS CENTER LLC			2	100%	2
FLORIDA JOINT & SPINE INSTITUTE PA		2			2
MEDEXPRESS URGENT CARE - CONWAY		2			2
UWMC MONTLAKE DEPT OF LAB MED			2	100%	2
REGIONAL MEDICAL LABORATORY			2	100%	2
MEDSTAR HARBOR HOSPITAL			2	100%	2
PHYSICIANS LABORATORY SERVICES			2	100%	2
MAIN STREET MEDICAL CENTERS		2			2
PEDIATRIC HEALTH CARE		1	1	50%	2
COLLECTION SITES			2	100%	2
BETHESDA HOSPITAL			2	100%	2
SOUTHEASTERN INSTITUTE OF RESTORATIVE MEDICINE		1	1	50%	2
UPSON REGIONAL MEDICAL CENTER		1	1	50%	2
APPLECARE VALDOSTA			2	100%	2
LINIL VISITING NURSES, INC		2			2
WASHINGTONVILLE PHARMACY INC		2			2
Sanford Health & Rehabilitation			2	100%	2
MEASE COUNTRYSIDE HOSPITAL CARDIAC REH			2	100%	2
GULF COAST MEDICAL CENTER RESPIRATORY CARE			2	100%	2
NEWTON MEMORIAL HOSPITAL		2			2
MEDERI CARETENDERS		1	1	50%	2
EMORY DECATUR HOSPITAL - EMORY MEDICAL		2			2
AUGUSTA HEALTH SKILLED CARE			2	100%	2
Parkwood in the Pines		2			2
LOURDES-NOREEN MCKEEN RESIDENCE□			2	100%	2
SHORE MEDICAL CENTER		2			2
NORTH MCALLEN PEDIATRIC CENTER			2	100%	2
HEARTLAND REGIONAL MEDICAL CENTER		1	1	50%	2
AGILE URGENT CARE			2	100%	2
MI Nursing Restorative Center		2			2
MINUTE CLINIC DIAGNOSTICS OF IN, LLC #6252		2			2
ADVAGENIX			2	100%	2
GULF COAST REGIONAL MEDICAL CARE		2			2

COVID-19: testing by laboratory

Data through May 31, 2021 verified as of Jun 1, 2021 at 09:25 AM

Data in this report are provisional and subject to change.

The numbers in the table below represent the number of Florida and non-Florida residents for whom test results were received by the Department of Health. A person can be tested by more than one laboratory and can have both positive and negative results. **Therefore, the sum of the numbers in each column will be larger than the total number of people tested.**

Reporting lab	Inconclusive	Negative	Positive	Percent positive	Total
AUSTIN REGIONAL CLINIC MICROBIOLOGY LAB			2	100%	2
EUROFINS CENTRAL LABORATORY, LLC		2			2
STEWART ST ELIZABETH MEDICAL CENTER			2	100%	2
MEDPOST - NORTH DALLAS			2	100%	2
MIDWAY UNIVERSITY STUDENT HEALTH CLINIC		2			2
DALLAS BAPTIST UNIVERSITY - HEALTH SERVICES			2	100%	2
UMHC HOLLYWOOD LABORATORY			2	100%	2
COASTAL MEDICAL LAB			2	100%	2
AHC PARIS		2			2
PHOEBE BERKS HEALTH CARE CENTER		2			2
Providence of Sparta Health and Rehabilitation		2			2
NEW YORK CITY CENTRAL COVID			2	100%	2
TSALI CARE CENTER		2			2
ENVOY OF FORK UNION, LLC DBA ENVOY AT THE VILLAGE		2			2
ASPIRUS RIVERVIEW HOSPITAL & CLINICS INC		1	1	50%	2
GASTROENTEROLOGY ASSOCIATES			2	100%	2
OMEGA RESEARCH CONSULTANTS			2	100%	2
CIGNA GATEWAY			2	100%	2
FHPG SURGICAL ASSOCIATES OF EAST PASCO			2	100%	2
CLARKSVILLE HEALTH SYSTEM			2	100%	2
JACKSON LABORATORY OF GENOMIC MEDICINE		2			2
CROSSTOWN PHARMACY		2			2
ATVIVO LLC		2			2
ST PETERSBURG GENERAL HOSPITAL LABORATORY			2	100%	2
MOSAIC MEDICAL CENTER MARYVILLE			2	100%	2
MOBILE MEDICAL UNIT- SAINT JOSEPH REG		2			2
WURLAND NURSING AND REHABILITATION, L		2			2
METROHEALTH SYSTEM			2	100%	2
MADISON HOSPITAL LABORATORY			2	100%	2
MINERS COLFAX MEDICAL CENTER		2			2
PLAINS REGIONAL MEDICAL CENTER		2			2
VALUE DRUGS GREENLAWN INC		2			2
LADY LAKE FAMILY MEDICINE			2	100%	2
BAPTIST HEALTH PRIMARY CARE AT DORAL			2	100%	2
Garden Care Center		2			2
WEAKLEY COUNTY REHAB AND NURSING CENTER		2			2
RIVERVIEW MEDICAL CLINIC		2			2
MAWD PATHOLOGY GROUP			2	100%	2
LAB PLUS, LLC			2	100%	2
HOUSTON MEDICAL CENTER LABORATORY		1	1	50%	2
RAINY LAKE MEDICAL CENTER			2	100%	2
CVS AZ5477POCT SURPRISE		2			2
HOUSTON HEALTH DEPARTMENT - BUREAU OF LABORATORY SERVICES			2	100%	2
LIBERTY HEALTH CENTER			2	100%	2
RAPID MEDLAB (002MO)		2			2
ManorCare Rehab Center of Marietta		2			2
COLONIAL VILLA GOOD SAMARITAN CENTER		2			2

COVID-19: testing by laboratory

Data through May 31, 2021 verified as of Jun 1, 2021 at 09:25 AM

Data in this report are provisional and subject to change.

The numbers in the table below represent the number of Florida and non-Florida residents for whom test results were received by the Department of Health. A person can be tested by more than one laboratory and can have both positive and negative results. **Therefore, the sum of the numbers in each column will be larger than the total number of people tested.**

Reporting lab	Inconclusive	Negative	Positive	Percent positive	Total
UNM HOSPITAL		2			2
SENECA HEALTH CARE CENTER		2			2
ADVENT HEALTH - OWASA			2	100%	2
CVS MO5724POCT KANSAS CITY		2			2
PROFESSIONAL DIALYSIS CENTER			2	100%	2
MEDEXPRESS URGENT CARE - SPRINGDALE, S 40TH STREET		2			2
PUBLIX PHARMACY #1048		2			2
DESERT ROSE FL LLC		2			2
NORTHSIDE HOSPITAL GWINNETT		1	1	50%	2
BIONIC TECHNOLOGIES CORPORATION			2	100%	2
Durham VAMC		2			2
WALGREENS AGUADILLA (ST 177)		2			2
MOBILE PHLEBOTOMY SERVICES			2	100%	2
PALMS OF FT MYERS,THE			2	100%	2
CVS MA1875POCT ASHLAND		1	1	50%	2
MAJESTIC GUARDIANS			2	100%	2
RIVIERA BEACH INTEGRATED CARE INC			2	100%	2
ALBANNA PEDIATRICS CENTER			2	100%	2
LOUIS A JOHNSON VAMC		2			2
Edinboro Manor		2			2
COLONIAL HEALTH CARE		1	1	50%	2
LAS PALMAS MEDICAL CENTER			2	100%	2
Crest Manor Living and Rehabilitation		2			2
Iowa Veterans Home		2			2
SOLDIERS' HOME OF HOLYOKE		2			2
OHIO VALLEY MANOR NURSING &		2			2
HOWELL BRANCH COURT		1	1	50%	2
PUBLIX PHARMACY #1387		2			2
METHODIST MANSFIELD MEDICAL CENTER			2	100%	2
COMPLETE HEALTH MEDICAL CENTER			2	100%	2
REGIONS HOSPITAL LABORATORY			2	100%	2
ACCESS MEDICAL GROUP OF FLORIDA CITY			2	100%	2
MIAMI DADE MEDICAL RESEARCH INSTITUTE			2	100%	2
SIMMONS			2	100%	2
SOUTHEAST GEORGIA HEALTH SYSTEM			2	100%	2
MEDICAL ARTS LABORATORY			2	100%	2
FLORIDA MENTOR FAULKNER GROUP HOME			2	100%	2
Douglas County Health Center		2			2
CSS- TWELVE OAKS			2	100%	2
DIVERSE MEDICAL CARE LLC			2	100%	2
BIOHEALTH MEDICAL LAB INC			2	100%	2
SCDHEC BUREAU OF LABORATORIES			2	100%	2
SUDARSAN KAMISSETTY MD PA			2	100%	2
CVS NC6633POCT FAYETTEVILLE		2			2
CVS NC2297335CV GREENSBORO		2			2
EXPRESS PHARMACY INC		1	1	50%	2
STOP URGENT CARE			2	100%	2

COVID-19: testing by laboratory

Data through May 31, 2021 verified as of Jun 1, 2021 at 09:25 AM

Data in this report are provisional and subject to change.

The numbers in the table below represent the number of Florida and non-Florida residents for whom test results were received by the Department of Health. A person can be tested by more than one laboratory and can have both positive and negative results. **Therefore, the sum of the numbers in each column will be larger than the total number of people tested.**

Reporting lab	Inconclusive	Negative	Positive	Percent positive	Total
SOWAL HEALTH & DRUG			2	100%	2
SOUTH TAMPA AFTER HOURS CLINIC			2	100%	2
MAGNOLIA ADULT, LLC			2	100%	2
RAPID URGENT CARE INC		2			2
Kroger 762 - The Little Clinic Clarksville		2			2
CONWAY MEDICAL CENTER			2	100%	2
URGENTMED PLANTATION			2	100%	2
MEDAILLE COLLEGE WELLNESS CENTER		2			2
Royal C Johnson VA Memorial Hospital		2			2
CVS NE8626POCT LINCOLN		2			2
TULANE MEDICAL CENTER			2	100%	2
EXPRESSCARE OF WESTMINSTER			2	100%	2
WELLSTAR SPALDING REGIONAL MEDICAL CENTER		2			2
VA Outpatient Dental Facility		1	1	50%	2
Q ALL CARE MEDICAL PC		2			2
MOUNT SINAI MEDICAL CENTER OF FLORIDA, INC			2	100%	2
NEW DISCOVERY BIOLOGICS, LLC		1	1	50%	2
KAISER SUNNYSIDE MEDICAL CTR LAB		2			2
UT PATH			2	100%	2
Arbors at Gallipolis		2			2
INTERNAL MEDICINE SPECIALISTS MEDICAL GROUP, PA		2			2
PHYSICIANS PREMIER			2	100%	2
FHCP ASC - ORANGE CITY			2	100%	2
Friendship Manor Inc.		2			2
AYASS BIOSCIENCE LLC			2	100%	2
WATERBURY HOSPITAL REFERENCE LAB			2	100%	2
PALOS COMMUNITY HOSPITAL LABORATORY			2	100%	2
SPECTRUM HEALTH			2	100%	2
CPL INC/BSSC PATHOLOGY		2			2
UW HOSPITAL AND CLINICS		1	1	50%	2
PALMETTO FAMILY HEALTH CENTER			2	100%	2
RABI SINHA, MD		2			2
Parkview Care and Rehabilitation Center		2			2
EAST CENTRAL REGIONAL HOSPITAL GRACEWO		2			2
CDPH K-12 SCHOOL LABORATORIES (HILLSBOROUGH CITY SCHOOL DISTRICT)			2	100%	2
CAROLINA BAY HEALTHCARE CTR OF WILMING		2			2
BERKSHIRE MEDICAL CENTER			2	100%	2
NORTHSIDE FAMILY MEDICINE AND URGENT CARE (EAST COBB)		2			2
IMMEDIATE CARE MEDICAL CENTER			2	100%	2
HOLSTON MEDICAL GROUP		2			2
The Friendly Home		2			2
BERNHARDT LABORATORIES INC			2	100%	2
NORTH OKALOOSA PHYSICIAN GRP - WALK IN CLINIC			2	100%	2
SUMMIT URGENT CARE - MARIETTA		2			2
CALIFORNIA DIVISION OF COMMUNICABLE DISEASE CONTROL			2	100%	2
Dexter Health Care		2			2
WALKING URGENT CARE INC			2	100%	2

COVID-19: testing by laboratory

Data through May 31, 2021 verified as of Jun 1, 2021 at 09:25 AM

Data in this report are provisional and subject to change.

The numbers in the table below represent the number of Florida and non-Florida residents for whom test results were received by the Department of Health. A person can be tested by more than one laboratory and can have both positive and negative results. **Therefore, the sum of the numbers in each column will be larger than the total number of people tested.**

Reporting lab	Inconclusive	Negative	Positive	Percent positive	Total
VALUE DRUGS BRONXVILLE INC		2			2
ALTIUS INSTITUTE FOR BIOMEDICAL SCIENCES			2	100%	2
EASTSIDE SPORTS COMPLEX			2	100%	2
CAROLINAS HEALTHCARE SYSTEM LAB			2	100%	2
Jacob's Creek Nursing and Rehabilitation Center		2			2
NLC LABS			2	100%	2
HERNANDO CHILDREN'S			2	100%	2
Holiday Retirement Home			2	100%	2
Kroger 518 - The Little Clinic Hermitage		2			2
EVERYBODY'S FAMILY CLINIC		2			2
Church Creek SNF			2	100%	2
441 URGENT CARE-MULBERRY			2	100%	2
JFK MEDICAL CENTER LABORATORY DEPT		2			2
SENDER RETREAT ADULT DAY CARE CENTERS			2	100%	2
MANISTEE COUNTY MEDICAL CARE FACILITY		2			2
BAY CORRECTIONAL AND REHABILITATION FACILITY			2	100%	2
ALL PEDIATRIC CARE PA			2	100%	2
Mary Anna Nursing Home		2			2
IN AND OUT URGENT CARE			2	100%	2
BARDMOOR EMERGENCY CARE CENTER			2	100%	2
MEDEXPRESS URGENT CARE - ROSS TOWNSHIP		2			2
PruittHealth Lakehaven		2			2
VALLEY BAPTIST MEDICAL CENTER: BROWNSVILLE			2	100%	2
BIOMAT USA			2	100%	2
DIGESTIVE DISEASE CARE PC		2			2
ACORN ESTATES		2			2
RMC BROOKHOLLOW MED AESTHETICS INC		2			2
Walgreens #12427		1	1	50%	2
MEDEXPRESS URGENT CARE - LINCOLN VILLA		2			2
OUR LOVING HANDS COMPANION SERVICE LLC		2			2
LP Marietta II, LLC		2			2
PROVIDENCE MEDICAL GROUP SHERWOOD IMMEDIATE CARE		2			2
COOL KIDZ PEDIATRICS			2	100%	2
BAYLOR SCOTT & WHITE COMPREHENSIVE WOUND			2	100%	2
HERITAGE VILLAGE REHAB & SKILLED NURSI		2			2
Sarasota Health and Rehab		2			2
GOSHEN MEDICAL CENTER			2	100%	2
MINUTECLINIC DIAGNOSTICS OF OKLAHOMA		2			2
ST ANTHONY COMMUNITY HOSPITAL LAB		1	1	50%	2
PM PEDIATRICS OF BAYSIDE PLLC - BELLER		2			2
ACN PHYSICIANS GROUP CORP			2	100%	2
RENFREW CENTERS INC		2			2
Winer Haven Health and Rehabilitation Center		2			2
PALMETTO BAY MEDICAL CENTER		1	1	50%	2
Highland Rehabilitation and Nursing Center		2			2
OSF SAINT FRANCIS MEDICAL CENTER			2	100%	2
PRECISION CLINICAL RESEARCH			2	100%	2

COVID-19: testing by laboratory

Data through May 31, 2021 verified as of Jun 1, 2021 at 09:25 AM

Data in this report are provisional and subject to change.

The numbers in the table below represent the number of Florida and non-Florida residents for whom test results were received by the Department of Health. A person can be tested by more than one laboratory and can have both positive and negative results. **Therefore, the sum of the numbers in each column will be larger than the total number of people tested.**

Reporting lab	Inconclusive	Negative	Positive	Percent positive	Total
EASTLAKE MEDICAL CENTER		2			2
SWEDISH COVENANT HOSPITAL			2	100%	2
WISCONSIN STATE LABORATORY OF HYGIENE		1	1	50%	2
The Suites at Western Home Communities		2			2
JULIE STAATS DO		2			2
PEACE RIVER CENTER CRISIS STABILIZATION UNIT		1	1	50%	2
Veterans Health Administration-Public Health Reference Laboratory		1	1	50%	2
PIEDMONT URGENTCARE BY WELLSTREET		2			2
SHELBYVILLE HOSPITAL COMPANY		2			2
MEDEXPRESS URGENT CARE, MOSSIDE		2			2
BETHESDA HEALTH CARE CENTER		2			2
MEDEXPRESS URGENT CARE - SOUTH CHARLESTON		2			2
SYNEOS HEALTH			2	100%	2
HOLY FAMILY MEDICAL CENTER		1	1	50%	2
SCIENTIFIC LABORATORY COMPANY		2			2
YOUTH AND YOU, INC		2			2
CRUC CMCH-COVID-19		2			2
TEXAS HEALTH ARLINGTON MEMORIAL HOSPITAL			2	100%	2
BOSTON PUBLIC HEALTH COMMISSION			2	100%	2
LUTHERAN SERVICES FLORIDA INC		1	1	50%	2
JUPITER PEDIATRIC ASSOCIATES, PA		1	1	50%	2
CARE ATC SUN HYDRAULICS TALLAVAST			2	100%	2
NORTH MANATEE HEALTH CARE CENTER			2	100%	2
CHNJ		2			2
JEFFERSON WASHINGTON TOWNSHIP HOSPITAL		2			2
ULTIMATE KIDNEY CARE			2	100%	2
FAST AID URGENT CARE			2	100%	2
SUNNYSIDE MANOR		2			2
RICHICHI FAMILY HEALTH			2	100%	2
Van Wert Manor		2			2
Mayaguez Outpatient Clinic		2			2
SUNCOAST BLOOD BANK			2	100%	2
MOUNT ST MARYS HOSPITAL OF NIAGARA FALLS		1	1	50%	2
CVS TN5694POCT SODDY DAISY		2			2
Kroger 596 - The Little Clinic Brentwood		2			2
ONTARIO COUNTY PUBLIC HEALTH		2			2
CLEAR CHOICE MD URGENT CARE			2	100%	2
LIFT HEALTH		2			2
First Care Living Center/Essentia Health			2	100%	2
TENNESSEE DEPARTMENT OF HEALTH (TDH) - REGIONAL LABORATORY			2	100%	2
THE WINDSOR ORTEGA		2			2
PIEDMONT MOUNTAINSIDE HOSPITAL LABORAT		2			2
WALGREENS - 10856		2			2
WALGREENS MARATHON		1	1	50%	2
NEMOURS CHILDRENS HORIZON WEST			2	100%	2
LEE PHYSICIAN GROUP FAMILY MEDICINE AT BABCOCK		2			2
CENTRAL FLORIDA FAMILY HEALTH CENTER		2			2

COVID-19: testing by laboratory

Data through May 31, 2021 verified as of Jun 1, 2021 at 09:25 AM

Data in this report are provisional and subject to change.

The numbers in the table below represent the number of Florida and non-Florida residents for whom test results were received by the Department of Health. A person can be tested by more than one laboratory and can have both positive and negative results. **Therefore, the sum of the numbers in each column will be larger than the total number of people tested.**

Reporting lab	Inconclusive	Negative	Positive	Percent positive	Total
PUBLIX PHARMACY #1488		2			2
Fairlane Gardens Nursing and Rehab at Reading		2			2
BLUEWATER TOXICOLOGY			2	100%	2
ATLAS GENOMICS			2	100%	2
Wetumpka Health and Rehab, LLC		2			2
PM PEDIATRICS OF BAYSIDE PLLC - HOPEWELL JUNCTION		2			2
Glenburn Home		2			2
BROOKS -TLC HOSPITAL SYSTEM			2	100%	2
VENETIAN GARDENS		2			2
87TH MEDICAL GROUP – MCGUIRE AMBULATORY CARE FACILITY		2			2
Walgreens #5065		2			2
AFC PHYSICIANS OF FLORIDA, PA			2	100%	2
SENTARA NORFOLK GENERAL HOSPITAL			2	100%	2
CVS MA7140POCT WESTPORT		2			2
JUST BELIEVE RECOVERY CENTER			2	100%	2
BUCKINGHAM PAVILION INC		2			2
GARNET HEALTH DOCTORS		2			2
US LABS		2			2
COOPER CLINIC			2	100%	2
KETTERING MEDICAL CENTER			2	100%	2
ASSOCIATES IN INTERNAL MEDICINE PA			2	100%	2
BEAUREGARD HEALTH SYSTEM			2	100%	2
NEIGHBORCARE PHARMACY SERVICES		2			2
THE FOUNTAIN AT BOCA CIEGA BAY		2			2
MERCY HEALTH LAB		1	1	50%	2
Kroger 101 - The Little Clinic Hill Top		2			2
INTERMOUNTAIN MEDICAL CENTER			2	100%	2
THE HOSPITAL OF PROVIDENCE EMERGENCY ROOM			2	100%	2
DOWN HOME MEDICAL			2	100%	2
DELMAR GARDENS OF O'FALLON		2			2
CARINGPLUS HOMECARE LLC		1	1	50%	2
Workmens Circle Multicare Center		2			2
JENNIE STUART MEDICAL CENTER			2	100%	2
LAWRENCE GENERAL HOSPITAL			2	100%	2
CARENOW LENEXA			2	100%	2
MEMORIAL HOSPITAL WEST			2	100%	2
NIAGARA APOTHECARY INC		2			2
SPARTANBURG REGIONAL MEDICAL CENTER			2	100%	2
FLORIDA SOUTHERN COLLEGE		1	1	50%	2
AEGIS MEDICAL GROUP LLC			2	100%	2
MEDPOST OF MEMPHIS TN			2	100%	2
TLC MEDICAL			2	100%	2
VA Connecticut HCS - Newington Campus		2			2
HELEN HAYES HOSPITAL LABORATORY		2			2
PORTAGE MEDICAL CENTER			2	100%	2
Kroger 853 - The Little Clinic East Broad Street		2			2
Kroger 519 - The Little Clinic Georgesville Square		2			2

COVID-19: testing by laboratory

Data through May 31, 2021 verified as of Jun 1, 2021 at 09:25 AM

Data in this report are provisional and subject to change.

The numbers in the table below represent the number of Florida and non-Florida residents for whom test results were received by the Department of Health. A person can be tested by more than one laboratory and can have both positive and negative results. **Therefore, the sum of the numbers in each column will be larger than the total number of people tested.**

Reporting lab	Inconclusive	Negative	Positive	Percent positive	Total
CQUENTIA NGS, LLC			2	100%	2
NORTHEAST GEORGIA HEALTH SYSTEM			2	100%	2
Delaware Court Healthcare Center		2			2
GOLISANO PEDIATRICS PORT CHARLOTTE HARBOR		2			2
ST ANTHONY'S PINELLAS CARE CLINIC			2	100%	2
ABBEY DELRAY SOUTH IN FLORIDA			2	100%	2
Manor At Perrysburg		2			2
UNIVERSITY OF MIAMI MEDICINE CLINIC DRI			2	100%	2
UNIVERSITY OF MARYLAND PATHOLOGY ASSOCIATES			2	100%	2
INTERNAL MEDICINE ASSOCIATES-DUNELLON			2	100%	2
OSF SAINT FRANCIS MEDICAL CENTER LABORATORY			2	100%	2
SANTA ROSA COUNTY HEALTH DEPARTMENT			2	100%	2
ERGENT MED SAINT SIMONS			2	100%	2
Beecher Manor Nursing and Rehabilitation Center		2			2
Kroger 426 - The Little Clinic Suwanee		2			2
Garden Isle Healthcare and Rehabilitation Center		2			2
CIRRUS DX			2	100%	2
Kroger 130 - The Little Clinic Colorado Springs		2			2
AHSC ADVENTHEALTH WELL 65 PLUS		2			2
FIRST CHOICE MEDICAL PC			2	100%	2
WARD MEMORIAL HOSPITAL		2			2
Kroger 672 - The Little Clinic Bill Kennedy & Glenwood		2			2
UNIVERSITY OF BALTIMORE WASHINGTON MEDICAL CENTER			2	100%	2
WILCOX MEDICAL CENTER-ALMA COLLEGE		2			2
DELRAY BEACH HEALTH CENTER			2	100%	2
INSPIRIT SENIOR LIVING			2	100%	2
MOORE CLINICAL RESEARCH INC			2	100%	2
PEACEHEALTH CENTRAL		2			2
CVS OH6185POCT PICKERINGTON		2			2
ACCESS MEDICAL GROUP OF TAMPA II, INC		2			2
WARE EXPRESS CARE			2	100%	2
MARQUIS CARE AT CENTENNIAL HILLS		2			2
DOCTORS CARE OF PALM COAST			2	100%	2
Kroger 647 - The Little Clinic Newnan Crossings		1	1	50%	2
DIAGNOSTIC CLINIC MEDICAL GROUP INC		2			2
CORTLAND PARK REHABILITATION AND NURSING CENTER		1	1	50%	2
SIMEDHEALTH CHIEFLAND DRAW STATION		1	1	50%	2
MISSION HOSPITAL REGIONAL MEDICAL CENTER			2	100%	2
Kroger 407 - The Little Clinic Lexington		1	1	50%	2
AMEDISYS HOME HEALTH OF GREENVILLE			2	100%	2
RUST MEDICAL CENTER		2			2
CVS OH3481POCT MARYSVILLE		2			2
SPRINGFIELD HOSPITAL LABORATORY			2	100%	2
PTC LABORATORIES			2	100%	2
MIDDLEBURG PEDIATRICS			2	100%	2
PORT ST JOHN DERMATOLOGY		2			2
EXPERTUS LABORATORIES, INC.			2	100%	2

COVID-19: testing by laboratory

Data through May 31, 2021 verified as of Jun 1, 2021 at 09:25 AM

Data in this report are provisional and subject to change.

The numbers in the table below represent the number of Florida and non-Florida residents for whom test results were received by the Department of Health. A person can be tested by more than one laboratory and can have both positive and negative results. **Therefore, the sum of the numbers in each column will be larger than the total number of people tested.**

Reporting lab	Inconclusive	Negative	Positive	Percent positive	Total
BROOKSVILLE DIALYSIS			2	100%	2
CVS AZ9273POCT TUCSON			2	100%	2
SOUTHERN TENNESSEE MEDICAL CENTER			2	100%	2
JRS LABORATORY			2	100%	2
PARK CITY HOSPITAL - RESPIRATORY CARE SERVICES			2	100%	2
HPH HOME CARE		1	1	50%	2
FLORIDA CLINICAL LABORATORY INC			2	100%	2
KEY WEST HMA PHYSICIAN MANAGEMENT, LLC			2	100%	2
INTEGRATED REGIONAL LABS			2	100%	2
PROSPECT URGENT CARE			2	100%	2
CVS AZ9277POCT TUCSON		2			2
WELL-KEY URGENT CARE SEVIERVILLE			2	100%	2
AMERICAN MOLECULAR LABORATORIES			2	100%	2
ABSOLUTE CAREGIVERS HOME HEALTH AGENCY INC			2	100%	2
Kroger 020 - The Little Clinic Wheat Ridge		2			2
SPRING HILL REGIONAL HOSPITAL			2	100%	2
PHYSICIANS URGENT CARE PLLC		2			2
APPLING NURSING & REHABILITATION PAVIL		2			2
FEDERAL CORRECTIONAL INSTITUTION MARIANNA			2	100%	2
Port Orange Nursing And Rehab Center			2	100%	2
ADVANTA ANALYTICAL LABORATORIES			2	100%	2
HEALTH GROUP CENTER INC			2	100%	2
COVANCE			2	100%	2
AZALEA HEALTH AND REHABILITATION		2			2
BUFFALO CROSSINGS HEALTHCARE AND REHABILITATION CENTER			2	100%	2
MD NOW URGENT CARE CENTER INC.			2	100%	2
WillowBrooke Court at Southampton Estates		2			2
Kroger 096 - The Little Clinic Orchard and Holly		2			2
TENNESSEE VALLEY HCS			2	100%	2
Brown Memorial Home		2			2
Robert Cranfield			2	100%	2
SHELL POINT HOME HEALTH			2	100%	2
RAPID MD			2	100%	2
KIVA AT MOUNT DORA			2	100%	2
Kroger 619 - The Little Clinic Hendersonville Indian Lake		2			2
Manorcare Health Services West Reading North		2			2
VA CBOC			2	100%	2
TEQUESTA FAMILY MEDICAL CENTER LLC			2	100%	2
WALKONCLINIC			2	100%	2
ST. VINCENT HOSPITAL			2	100%	2
HANOVER ENDOSCOPY CENTER		2			2
FLAGLER PROFESSIONAL HEALTH CAE SERVICES INC		2			2
FKC AMELIA ISLAND DIALYSIS			2	100%	2
SCHEURER HOSPITAL		2			2
GOLDSTEIN			2	100%	2
STUDENT HEALTH SERVICES			2	100%	2
MEMORIAL SLOAN KETTERING CANCER CENTER		1	1	50%	2

COVID-19: testing by laboratory

Data through May 31, 2021 verified as of Jun 1, 2021 at 09:25 AM

Data in this report are provisional and subject to change.

The numbers in the table below represent the number of Florida and non-Florida residents for whom test results were received by the Department of Health. A person can be tested by more than one laboratory and can have both positive and negative results. **Therefore, the sum of the numbers in each column will be larger than the total number of people tested.**

Reporting lab	Inconclusive	Negative	Positive	Percent positive	Total
PEACE RIVER MEDICAL CENTER		2			2
TMH PHYSICIAN PARTNERS PERRY		2			2
INTEGRITY CLINICAL RESEARCH CENTER INC		1	1	50%	2
BAYMEADOWS PRIMARY CARE		2			2
ADVANCED MEDICAL OF FLORIDA			2	100%	2
PRIMARY CARE SERVICES AT WESTMINSTER V		2			2
ADVENTHEALTH CENTRA CARE POINCIANA			2	100%	2
ROCKWALL URGENT CARE			2	100%	2
TRUE HEALTH INC			2	100%	2
UNITED MEMORIAL		2			2
AHC Humboldt		2			2
TRIDENT ANTI AGING LLC			2	100%	2
AMERICAN RESEARCH CENTERS OF FLORIDA			2	100%	2
EDGEWATER RETIREMENT MANOR			2	100%	2
NINILCHIK COMMUNITY CLINIC		2			2
NATIONWIDE LABORATORY SERVICES		1	1	50%	2
TMH EC NORTHEAST LABORATORY			2	100%	2
Lynwood		2			2
Manorcare Health Services - Williamsport South		2			2
DURAND SENIOR CARE & REHAB CENTER		2			2
Kroger 739 - The Little Clinic La Grange Road		2			2
NHSN_AIMS		2			2
BAYFRONT CARDIOVASCULAR ASSOCIATES		1	1	50%	2
ALBUQUERQUE - AMG SPECIALTY HOSPITAL		2			2
HOME ACCESS HEALTH			2	100%	2
ORLANDO DIALYSIS		1	1	50%	2
CVS TX7824POCT GARLAND		2			2
CROWN MEDICAL PC		2			2
STAGES OF LIFE MEDICAL INSTITUTE			2	100%	2
AL MANI HEALTH INSTUTUTE		2			2
FLORIDA DEPARTMENT OF HEALTH IN LEE COUNTY		1	1	50%	2
UNITED PHYSICIAN GROUP FAMILY MEDICINE OF HAMPTON		2			2
ORLANDO LUTHERAN TOWERS		1	1	50%	2
NORTON IMMEDIATE CARE CENTER - PRESTON			2	100%	2
CVS PA2867POCT FOLSOM		1	1	50%	2
PRECISION DIAGNOSTIC INC		2			2
FAMILY URGENT CARE		2			2
BRENTWOOD AT FORE RANCH			2	100%	2
ST MARY MEDICAL CENTER			2	100%	2
CVS MA1877POCT NORTON		2			2
CRESTVIEW CLINICAL LABORATORY			2	100%	2
CLINICAL REFERENCE LABORATORY, INC		2			2
ASHLEY PEDIATRICS			2	100%	2
LIFETIME FAMILY URGENT CARE			2	100%	2
CHESTERFIELD HEALTHCARE GROUP, INC		2			2
BROOKDALE PALM BEACH GARDENS			2	100%	2
METHODIST SPECIALTY CARE CENTER		2			2

COVID-19: testing by laboratory

Data through May 31, 2021 verified as of Jun 1, 2021 at 09:25 AM

Data in this report are provisional and subject to change.

The numbers in the table below represent the number of Florida and non-Florida residents for whom test results were received by the Department of Health. A person can be tested by more than one laboratory and can have both positive and negative results. **Therefore, the sum of the numbers in each column will be larger than the total number of people tested.**

Reporting lab	Inconclusive	Negative	Positive	Percent positive	Total
SYLVAN NURSING			2	100%	2
MEDEXPRESS URGENT CARE - MYLAN			2	100%	2
CVS TX7431POCT ROWLETT		2			2
The Grand Rehabilitation & Nursing Utica		2			2
BOND COMMUNITY HEALTH CENTER			2	100%	2
WEST VIRGINIA LABORATORIES			2	100%	2
SETON HILL UNIVERSITY		2			2
FLORIDA PRIMARY CARE CENTER PA		2			2
MCCALLIE SCHOOL-STUDENT HEALTH CENTER		2			2
CARBON HEALTH			2	100%	2
PREVENTIVE HEALTH PARTNERS I L S C		2			2
NEMOURS CHILDREN'S PRIMARY CARE OF VERO BEACH			2	100%	2
JASPER MEMORIAL HOSPITAL		1	1	50%	2
Lenawee Medical Care Facility		2			2
BAPTIST HOSPITAL LABORATORY			2	100%	2
FRESENIUS MEDICAL CARE TRADTION			2	100%	2
Tuscola County Medical Care Community		2			2
MEDEXPRESS URGENT CARE - BENTON		2			2
MEDICAL CITY LAS COLINAS			2	100%	2
Sevierville Health and Rehabilitation		2			2
Kroger 549 - The Little Clinic Clinton Highway		2			2
PANCARE HEALTH - SNEADS ELEMENTARY			2	100%	2
CVS MO4088POCT LEES SUMMIT		2			2
VA Boston HCS-Brockton Division		2			2
Cypress Cove Center		2			2
BAPTIST HEALTH PRIMARY CARE HOMESTEAD			2	100%	2
MARTINSBURG VAMC		2			2
MEDLOGIC, LLC		2			2
UMASS MEMORIAL MEDICAL CENTER, INC		1	1	50%	2
SARASOTA MEMORIAL MEDICAL URGENT CARE CENTER			2	100%	2
Northpoint Lexington Healthcare		1	1	50%	2
MEASE MANOR MEMORY CARE		2			2
BAPTIST HOSPITAL INTERNAL MEDICINE GULF BREEZE			2	100%	2
UNIVERSITY OF MN MEDICAL CENTER EAST CAMPUS			2	100%	2
CAPE FEAR VALLEY MEDICAL CENTER			2	100%	2
TALLAHASSEE MEMORIAL HEALTHCARE FAMILY MED RESIDENCY			2	100%	2
DUBOIS CONTINUUM OF CARE COMMUNITY INC		2			2
Walgreens #10207		2			2
MEDEXPRESS URGENT CARE - LINCOLN		2			2
HEALTH NETWORK			2	100%	2
OAKBRIDGE TERRACE AT SAE			2	100%	2
INTEAM HEALTH, INC.			2	100%	2
ORCHARD LABORATORIES			2	100%	2
Luther Acres Manor		2			2
STUART SURGERY CENTER, LLC			2	100%	2
MINUTECLINIC DIAGNOSTIC OF VIRGINIA, LLC #10088		2			2
U OF MIAMI MILLER SCHOOL OF MEDICINE			2	100%	2

COVID-19: testing by laboratory

Data through May 31, 2021 verified as of Jun 1, 2021 at 09:25 AM

Data in this report are provisional and subject to change.

The numbers in the table below represent the number of Florida and non-Florida residents for whom test results were received by the Department of Health. A person can be tested by more than one laboratory and can have both positive and negative results. **Therefore, the sum of the numbers in each column will be larger than the total number of people tested.**

Reporting lab	Inconclusive	Negative	Positive	Percent positive	Total
Walgreens #7156			2	100%	2
Green Mountain Nursing and Rehabilitation		2			2
Cortland Acres Association		2			2
WALGREENS #05018		2			2
Pathways Nursing and Rehabilitation Center		2			2
CORNELIA REDDY URGENT CARE		2			2
FLORIDA SPINE AND PAIN SPECIALISTS		2			2
UT AUSTIN UNIVERSITY HEALTH SERVICES			2	100%	2
ManorCare Health Services Peters Township		2			2
PINARD HOME HEALTH SERVICES INC			2	100%	2
Good Samaritan Society-Blackduck		1	1	50%	2
GRANDVIEW COLLEGE STUDENT HEALTH CENTE		2			2
CVS TX7601POCT CROWLEY		2			2
QUALITY URGENT CARE CENTER		1	1	50%	2
SWIFT CREEK HEALTH CENTER AT THE TEMPL		2			2
NEMOURS CHILDRENS PRIMARY CARE			2	100%	2
Walgreens #19019		2			2
CARRIER MILLS NURSING & REHABILITATION CENTER LLC		2			2
SOUTHSIDE FAMILY MEDICAL		2			2
MD NOW URGENT CARE MEDICAL CENTERS INC			2	100%	2
LITTLE FALLS HOSPITAL LABORATORY		2			2
VETERANS AFFAIRS MEDICAL CENTER - GREATER LOS ANGELES			2	100%	2
ST. JOSEPH REGIONAL MEDICAL CENTER			2	100%	2
TEXAS HEALTH CARE			2	100%	2
VOLUNTEERS OF AMERICA OF FLORIDA			2	100%	2
MOBILE HEALTH LABS LLC			2	100%	2
CREATIVE PHARMACY SOLUTIONS EAST LLC		2			2
DR JAMES D FORBES FAMILY CARE CENTER			2	100%	2
WALGREENS #13605		2			2
ADVENTHEALTH IMAGING PARTIN SETTLEMENT			2	100%	2
CHRISTUS SPOHN HOSPITAL			2	100%	2
GENETIC ASSAYS INC			2	100%	2
Walgreens #9278		2			2
Cooperstown Center for Nursing and Rehabillitation		2			2
CITRUS DERMATOLOGY			2	100%	2
Bethel Lutheran Home		2			2
BAPTIST HEALTH LEXINGTON			2	100%	2
St. Luke's Care Center		2			2
BLOSSOMS ASSISTED LIVING 1 LLC			2	100%	2
JMC TALLAHASSEE, LLC			2	100%	2
SPRINGS MEDICAL LAB		1	1	50%	2
NANCY M WORTHINGTON MD PA			2	100%	2
Piney Grove Nursing and Rehabilitation Center		2			2
ABBAY REHABILITATION AND NURSING CENTER		2			2
WELLNESS MEDICAL CLINIC			2	100%	2
CAROLINAS PHYSICIAN NETWORK			2	100%	2
Robert J Dole VAMC		2			2

COVID-19: testing by laboratory

Data through May 31, 2021 verified as of Jun 1, 2021 at 09:25 AM

Data in this report are provisional and subject to change.

The numbers in the table below represent the number of Florida and non-Florida residents for whom test results were received by the Department of Health. A person can be tested by more than one laboratory and can have both positive and negative results. **Therefore, the sum of the numbers in each column will be larger than the total number of people tested.**

Reporting lab	Inconclusive	Negative	Positive	Percent positive	Total
DEVLAB, LLC			2	100%	2
GSM OCED Subsection			2	100%	2
BAPTIST MEDICAL CENTER			2	100%	2
Colonial Manor Nursing and Rehabilitation Center		2			2
NORTH SHORE HEMATOLOGY-ONCOLOGY ASSOCIATES		2			2
MEDEXPRESS-DOVER		2			2
UNIVERSITY COMMUNITY HEALTH SERVICES		1	1	50%	2
THE EDGEWATER AND WATERMAN VILLAGE			2	100%	2
A G RHODES HOME AT WESLEY WOODS		2			2
BELLIN HOSPITAL			2	100%	2
WESTMINSTER SUNCOAST			2	100%	2
Absolut Care of Gasport		2			2
BAPTIST HEALTH MEDICAL PLAZA			2	100%	2
ROBERTS WESLEYAN COLLEGE HEALTH CENTE		2			2
ADVENTIST HINSDALE HOSPITAL LABORATORY			2	100%	2
TEXAS REGIONAL ASTHMA & ALLERGY CENTER			2	100%	2
EXCUSED ABSENCE PLLC		2			2
FLORIDA DEPARTMENT OF HEALTH PINELLAS COUNTY-			2	100%	2
LIFEGUARD AMBULANCE SERVICES LLC, TEXAS- SAN			2	100%	2
ONslow COUNTY HEALTH DEPARTMENT			2	100%	2
LABCORP OF AMERICA HOLDINGS		1	1	50%	2
HEALTHCARE NETWORK			2	100%	2
ASSOCIATES IN UROGYNECOLOGY MD LLC		2			2
CARTER BLOOD CARE			2	100%	2
CLEMENT J ZABLOCKI VAMC		2			2
JORDAN VALLEY MEDICAL CENTER			2	100%	2
Buena Vista Care Center		2			2
MILFORD REGIONAL HOSPITAL			2	100%	2
PPD CLINICAL RESEARCH UNIT			2	100%	2
ST. MARY'S MEDICAL CENTER EVANSVILLE, INC			2	100%	2
IRA FIALKO DO			2	100%	2
DEKALB MEDICAL CENTER LABORATORY			2	100%	2
PALM BAY COMMUNITY OUTPATIENT CLINIC		2			2
WEST BOCA MEDICAL CENTER			2	100%	2
DALLAS VA MEDICAL CENTER - VA NORTH TEXAS HEALTH CARE SYSTEM			2	100%	2
WILSON MEMORIAL HOSPITAL			2	100%	2
Walgreens #9890		2			2
CENTRAL ARKANSAS VETERANS HEALTHCARE SYSTEM - VETERANS AFFAIRS			2	100%	2
MEDICAL CENTER LABORATORY			2	100%	2
REHAB SOUTH FLORIDA LLC			2	100%	2
CONCENTRA - PLANT CITY		2			2
Greenfield Health & Rehab Center		2			2
Alden Terrace of McHenry			2	100%	2
MERCY CONVENIENT CARE			2	100%	2
WALGREENS #05432		2			2
GOSHEN HOSPITAL			2	100%	2
MOUNT EDGEcumBE HOSPITAL SEARHC		2			2

COVID-19: testing by laboratory

Data through May 31, 2021 verified as of Jun 1, 2021 at 09:25 AM

Data in this report are provisional and subject to change.

The numbers in the table below represent the number of Florida and non-Florida residents for whom test results were received by the Department of Health. A person can be tested by more than one laboratory and can have both positive and negative results. **Therefore, the sum of the numbers in each column will be larger than the total number of people tested.**

Reporting lab	Inconclusive	Negative	Positive	Percent positive	Total
SHANDS JACKSONVILLE CLINICAL CENTER		1	1	50%	2
PEACHTREE IMMEDIATE CARE - GRIFFIN			2	100%	2
BAPTIST HOSPITAL PRIMARY CARE GULF BREEZE			2	100%	2
HEAD 2 TOE PEDIATRICS, PLLC		1	1	50%	2
MEDEXPRESS URGENT CARE - OMAHA N 72 ST		2			2
Kroger 127 - The Little Clinic Lakewood-Alameda		2			2
FRESENIUS KIDNEY CARE YBOR CITY			2	100%	2
CARELINE PHARMACY AND HEALTHCARE SERVICES		1	1	50%	2
CONEMAUGH MEMORIAL MEDICAL CENTER		2			2
WALGREENS # 04626		1	1	50%	2
GOOD PEDIATRICS			2	100%	2
LEXINGTON PLACE			2	100%	2
VASNHS-Northeast PC Clinic		1	1	50%	2
IMA MEDICAL CENTER OF SOUTH WEST ORLANDO		1	1	50%	2
Avanti Wellness and Rehab			2	100%	2
ADVANCED BIOMEDICAL INC			2	100%	2
LABTOX LABORATORIES			2	100%	2
URGENT CARE AND SURGERY CENTER			2	100%	2
HCA HOUSTON ER 24/7			2	100%	2
AMERICAN LAB LLC		1	1	50%	2
WyndRidge Health & Rehabilitation		2			2
EXPRESS CARE WALK-IN CLINIC			2	100%	2
GREEN RIVER MEDICAL CENTER			2	100%	2
IDAHO BUREAU OF LABORATORIES		2			2
MOSOLF PEDIATRICS PA		1	1	50%	2
FRASER MEMORIAL HOSPITAL		1	1	50%	2
DESERT SPRINGS HOSPITAL			2	100%	2
CITY OF NEW YORK DEPARTMENT OF HEALTH			2	100%	2
Life Care Center of Elyria		2			2
SANFORD REGIONAL HOSPITAL WORTHINGTON		2			2
VA Healthcare Center- Newburg		1	1	50%	2
DUKE HEALTH REGIONAL HOSPITAL			2	100%	2
PT&J REHAB LLC		1	1	50%	2
CARTERSVILLE URGENT CARE		1	1	50%	2
FLORIDA COMMUNITY HEALTH CENTERS, INC.			2	100%	2
ST VINCENT'S AMBULATORY CARE INC			2	100%	2
EXPRESS CARE OF LEESBURG			2	100%	2
FLORIDA MEDICAL CLINIC IM LUTz			2	100%	2
LOWELL GENERAL HOSPITAL			2	100%	2
HAILE MEDICAL GROUP PA		2			2
LONG, SARAH		1	1	50%	2
WALGREENS #10495		2			2
Signature Healthcare of Fort Wayne		2			2
MORRISTOWN MEMORIAL HOSPITAL		2			2
WE CARE HOME HEALTH SOLUTIONS LLC			2	100%	2
EASTERN NIAGARA HOSPITAL		2			2
MINUTECLINIC MINUTECLINIC #4978		1	1	50%	2

COVID-19: testing by laboratory

Data through May 31, 2021 verified as of Jun 1, 2021 at 09:25 AM

Data in this report are provisional and subject to change.

The numbers in the table below represent the number of Florida and non-Florida residents for whom test results were received by the Department of Health. A person can be tested by more than one laboratory and can have both positive and negative results. **Therefore, the sum of the numbers in each column will be larger than the total number of people tested.**

Reporting lab	Inconclusive	Negative	Positive	Percent positive	Total
Sanctuary Health Wadsworth		2			2
ANNE ARUNDEL MEDICAL CENTER			2	100%	2
Aston Park Health Care Facility		2			2
NOSE AND SINUS INSTITUTE OF BOCA RATON		1	1	50%	2
GIGI WOOD DAVIS DO-FAMILY MEDICINE		2			2
PUBLIC HEALTH LABORATORY	1		1	50%	2
CAREWELL JW - WORCESTER LNC			2	100%	2
ROYAL PALM PEDIATRICS			2	100%	2
ORLANDO HEALTH MEDICAL GROUP		1	1	50%	2
MEDCARE		2			2
WELLSTREET - SADDLEBROOK		2			2
MEDICAL ASSOCIATES OF BREVARD DR S VYAS			2	100%	2
DELAWARE VETERANS HOME		2			2
Covington Care Nursing and Rehabilitation		2			2
HOLY TRINITY PHARMACY LLC		2			2
EXPRESS CARE OF THE SHOALS		1	1	50%	2
SMITH NORTHVIEW HOSPITAL LAB			2	100%	2
STARR COUNTY MEMORIAL HOSPITAL			2	100%	2
SECOND STREET GROUP HOME		2			2
Chesapeake Shores - Signature HealthCare LLC		2			2
FLORIDA MEDICAL CLINIC PA PATEL CW		1	1	50%	2
THOMASVILLE REGIONAL MEDICAL CENTER		2			2
TANNER MEDICAL CENTER VILLA RICA		2			2
ST JOSEPHS CHILDRENS HOSPITAL PEDI TRANSPORT			2	100%	2
Kroger 687 - The Little Clinic Sugar Hill		1	1	50%	2
SHEPHERD CENTER CLINICAL LABORATORY		2			2
TRINITY DIALYSIS			2	100%	2
Kroger 477 - The Little Clinic Fort Mitchell		2			2
LABRADOR PRIMARY CARE CENTER			2	100%	2
Mount Olivet Careview Home		2			2
Kroger 409 - The Little Clinic Hebron Marketplace		1	1	50%	2
Camellia Gardens		2			2
FIRST CARE WALK IN CLINIC LLC			2	100%	2
PARKRIDGE MEDICAL CENTER			2	100%	2
CVS OH4327POCT PAINESVILLE		2			2
HEALTH NETWORK LAB			2	100%	2
SALUDA NURSING CENTER		2			2
RIDGEFIELD PEDIATRIC ASSOCIATES		2			2
REHOBOTH MCKINLEY CHRISTIAN HOSPITAL		2			2
HMH HOSPITALS CORPORATION		2			2
OHIOHEALTH URGENT CARE			2	100%	2
CVS TX3702POCT KATY		2			2
MEDEXPRESS URGENT CARE - MARTINSVILLE		2			2
REELFOOT FAMILY WALK IN CLINIC - TIPT		2			2
CAROLINAS MEDICAL CENTER			2	100%	2
ESCANDON DIAGNOSTIC CLINIC			2	100%	2
CARLE FOUNDATION HOSPITAL LABORATORY			2	100%	2

COVID-19: testing by laboratory

Data through May 31, 2021 verified as of Jun 1, 2021 at 09:25 AM

Data in this report are provisional and subject to change.

The numbers in the table below represent the number of Florida and non-Florida residents for whom test results were received by the Department of Health. A person can be tested by more than one laboratory and can have both positive and negative results. **Therefore, the sum of the numbers in each column will be larger than the total number of people tested.**

Reporting lab	Inconclusive	Negative	Positive	Percent positive	Total
ADVENTHEALTH IMAGING OVIEDO		2			2
GILA REGIONAL MEDICAL CENTER		2			2
MEDEXPRESS URGENT CARE -HOWELL US HWY		2			2
Fox Subacute at Warrington		2			2
OUR LADY OF THE LAKE REGIONAL MEDICAL CENTER			2	100%	2
Kroger 777 - The Little Clinic Shelbyville		1	1	50%	2
Clearwater of Cascadia		1	1	50%	2
MONICE DR.			2	100%	2
LIFESPRING COMMUNITY HEALTH		2			2
BAYCARE OUTREACH LAB			2	100%	2
ABRAKIDABRA PEDIATRIC CLINIC LLC			2	100%	2
MEDEXPRESS URGENT CARE-HAVERHILL		2			2
ABSOLUTE QUICK CARE		1	1	50%	2
BFT LAB			2	100%	2
HIGHLAND PARK LAKEWOOD PRESTON HOLLOW			2	100%	2
CREATIVE HEALTH CENTER			2	100%	2
Iliuliuk Family Health Services		2			2
LACORP		1	1	50%	2
MEDEXPRESS URGENT CARE-MT PLEASANT		1	1	50%	2
MAGNOLIA MANOR OF COLUMBUS		2			2
BOCA RATON REGIONAL HOSPITAL INC			2	100%	2
BAYLOR SCOTT & WHITE ALL SAINTS MEDICAL CENTER FT			2	100%	2
HARTFORD HEALTH CARE & REHABILITATION			2	100%	2
OXLEY PARK HEALTH & REHAB		2			2
FLORIDA MEDICAL CLINIC CARDIOLOGY-ZH			2	100%	2
MEDEXPRESS URGENT CARE - BROOKHAVEN		2			2
ELITE MEDICAL LABORATORY SOLUTIONS LLC			2	100%	2
MINUTECLINIC DIAGNOSTIC PA #7110		2			2
FLORIDA MEDICAL CENTER OF CLEARWATER		2			2
CROSSROADS			2	100%	2
GPI MEDICAL CENTER, INC			2	100%	2
Eagle Health and Rehabilitation		2			2
ADVENTHEALTH MEDICAL GROUP COLORECTAL SURGERY AT		2			2
LUTHERAN HOSPITAL OF INDIANA			2	100%	2
NYU LANGONE HUNTINGTON MEDICAL GROUP		2			2
SOUTHERN SPRINGS HEALTH CARE		2			2
Kroger 328 - The Little Clinic Henderson Road		2			2
IN & OUT URGENT CARE METAIRIE			2	100%	2
NEXTCARE DOBSON			2	100%	2
Hartwell Health and Rehabilitation		2			2
MEMORIAL HOSPITAL OF CARBONDALE			2	100%	2
Premier Estates of Dublin, LLC		2			2
STARR CITY OF ROMA COMMUNITY CENTER			2	100%	2
UNIVERSITY HOSPITAL OF BROOKLYN		2			2
REDMOND REGIONAL MEDICAL CENTER		1	1	50%	2
AMERICAN MEDICAL LABORATORIES			2	100%	2
DRR JMC URGENT CARE DONALD ROSS			2	100%	2

COVID-19: testing by laboratory

Data through May 31, 2021 verified as of Jun 1, 2021 at 09:25 AM

Data in this report are provisional and subject to change.

The numbers in the table below represent the number of Florida and non-Florida residents for whom test results were received by the Department of Health. A person can be tested by more than one laboratory and can have both positive and negative results. **Therefore, the sum of the numbers in each column will be larger than the total number of people tested.**

Reporting lab	Inconclusive	Negative	Positive	Percent positive	Total
WELL HEALTH LABS			2	100%	2
WALGREENS #11560		2			2
SUMTER COUNTY DETENTION CENTER			2	100%	2
JOHNSON CITY MEDICAL CENTER		1	1	50%	2
Cottage of the Shoals		2			2
BENEVA LAKES ASSISTED LIVING CENTER			2	100%	2
DELAWARE DIVISION OF PUBLIC HEALTH			2	100%	2
PM PEDIATRICS OF SELDEN, PLLC		2			2
FLORIDA LIVING NURSING CENTER			2	100%	2
VA Greater LA HCS-Santa Maria OPC			2	100%	2
RHODE ISLAND DEPARTMENT OF HEALTH LABORATORIES			2	100%	2
LAB CORP OF AMER SAN DIEGO			2	100%	2
Good Samaritan Society Waukon		2			2
VA Central California HCS		2			2
PALM CITY NURSING AND REHAB CENTER			2	100%	2
MINUTECLINIC DIAG OF IND, LLC #6250		2			2
DJ Jacobetti Home for Veterans		2			2
WILLOWBROOKE CT AT LIMA ESTATES		2			2
OSF ST JOSEPH MEDICAL CENTER			2	100%	2
MEDEXPRESS URGENT CARE - WICHITA, N MAIZE RD		1	1	50%	2
BAYSHORE MEDICAL CENTER			2	100%	2
DOCTOR'S IN-HOUSE LAB/COMMUNITY HEALTH CENTERS OF PINELLAS - JOHNNIE R			2	100%	2
CVS LA1116POCT BATON ROUGE		1	1	50%	2
MERCY MEDICAL CENTER INC		1	1	50%	2
BLACKBAG DIGITAL HEALTH LLC		2			2
Kroger 667 - The Little Clinic Litchfield Park		2			2
Kroger 356 - The Little Clinic Middletown		2			2
SIMON MED IMAGING - OCOEE II		2			2
STATE OF FLORIDA			2	100%	2
EVANS FAMILY CARE PA			2	100%	2
SIMPLY HEALTHCARE AND WELLNESS CLINIC, PC			2	100%	2
SELECT MEDICAL CLINIC			2	100%	2
BULLOCK COUNTY HOSPITAL		2			2
Parkridge Specialty Care		2			2
CLEVELAND CLINIC IMAGING			2	100%	2
BAPTIST HEALTHCARE - LAKEVIEW CENTER INC		2			2
WALGREENS #15369		2			2
WOODHILLS LABS			2	100%	2
ADVOCATE SHERMAN HOSPITAL			2	100%	2
PALM MEDICAL CENTER - PLANT CITY□		2			2
PRESTIGE EMERGENCY ROOM LLC			2	100%	2
Oakview Nursing & Rehab		2			2
FAIRLAWN REHABILITATION HOSPITAL		2			2
SPECIALTY LABORATORIES			2	100%	2
NEW YORK CITY DEPARTMENT OF HEALTH			2	100%	2
COLUMBIA COTTAGE		2			2
Elba Nursing and Rehabilitation Center, LLC		2			2

COVID-19: testing by laboratory

Data through May 31, 2021 verified as of Jun 1, 2021 at 09:25 AM

Data in this report are provisional and subject to change.

The numbers in the table below represent the number of Florida and non-Florida residents for whom test results were received by the Department of Health. A person can be tested by more than one laboratory and can have both positive and negative results. **Therefore, the sum of the numbers in each column will be larger than the total number of people tested.**

Reporting lab	Inconclusive	Negative	Positive	Percent positive	Total
KJ MEDICAL PRACTICE PC		2			2
SUMMIT URGENT CARE	1	1			2
ST JOSEPH'S HOSPITAL INC			2	100%	2
MINUTECLINIC DIAG OF IND, LLC #4368		2			2
EASTERN NEW MEXICO UNIVERSITY STUDENT		2			2
Guilford Health Care Center		2			2
ABILITY DIAGNOSTICS LLC			2	100%	2
BAYCARE OUTREACH LAB WH SOUTH			2	100%	2
MIDWAY PRIMARY CARE LLC		2			2
KOOTENAI HEALTH MAIN LABORATORY		2			2
ROCKEFELLER UNIVERSITY CLINICAL GENOMICS LABORATOR		2			2
Aurora CBOC			2	100%	2
HEALTH CARPENTER PLLC		2			2
PHYSICIANS ASSOCIATES PA			2	100%	2
CHI MEMORIAL PRIMARY CARE ASSOCIATES-A		2			2
UNM SANDOVAL REGIONAL MEDICAL CENTER		2			2
INDIANA STATE DEPARTMENT OF HEALTH LAB			2	100%	2
KEATING SPORTS CENTER		2			2
JACKSON LABORATORY FOR GENOMIC MEDICINE, THE		2			2
Advanced Rehabilitation and Healthcare of Wichita Falls		2			2
COBLESKILL REGIONAL HOSPITAL		2			2
PRIMARY CARE SERVICES AT EDGEWATER		2			2
ATLANTIC DIAGNOSTICS			2	100%	2
CHILDRENS HEALTHCARE OF ATLANTA AT SCOTTISH RITE		2			2
WEST FLORIDA MEDICAL ASSOCIATES, PA			2	100%	2
Great Lakes Health Center			2	100%	2
PRONTO URGENT CARE			2	100%	2
OAKMONT EAST- GREENVILLE SC, LLC		2			2
EXCEPTIONAL EMERGENCY CENTER - AMARILLO			2	100%	2
Pinnacle Assisted Living			2	100%	2
WEST COAST PEDIATRICS			2	100%	2
SYMPHONY OF BUFFALO GROVE		2			2
MC MEDICAL			2	100%	2
United Methodist Communities at The Shores		2			2
MILLER'S MERRY MANOR		2			2
MEDEXPRESS URGENT CARE - LINCOLN N 26T		2			2
MCLAREN REGIONAL MEDICAL CENTER			2	100%	2
CPL LABS			2	100%	2
DIAGNOSTIC AFFILIATES			2	100%	2
MIRAMAR KIDNEY CENTER		1	1	50%	2
DAYTONA BEACH CENTRA CARE			2	100%	2
A+ URGENT/PRIMARY CARE			2	100%	2
PATIENT FIRST-BATTLEFIELD			2	100%	2
MEDICAL WEST FREE STANDING ER		2			2
ADVENT HEALTH CENTRAL TEXAS		1	1	50%	2
INNOVATIVE CARE II LLC			2	100%	2
UNIVERSITY OF MIAMI SCCC RESEARCH LABORATORY			2	100%	2

COVID-19: testing by laboratory

Data through May 31, 2021 verified as of Jun 1, 2021 at 09:25 AM

Data in this report are provisional and subject to change.

The numbers in the table below represent the number of Florida and non-Florida residents for whom test results were received by the Department of Health. A person can be tested by more than one laboratory and can have both positive and negative results. **Therefore, the sum of the numbers in each column will be larger than the total number of people tested.**

Reporting lab	Inconclusive	Negative	Positive	Percent positive	Total
DALLAS MEDICAL CENTER			2	100%	2
SAWGRASS PEDIATRIC PARTNERS LLC			2	100%	2
BMC/JACSONVILLE		1	1	50%	2
ADVENTHEALTH HOME CARE WATERMAN		1	1	50%	2
POINT OF CARE PRIVATE HEALTH MANAGEMENT			2	100%	2
AHC Forest cove		2			2
HEALTH & REHAB CTR AT DOLPHINS VIEW, THE			2	100%	2
GRACE HEALTHCARE OF LAKE WALES		1	1	50%	2
ROUTE 16 PHARMACY LLC DBA HOLLAND PHAR		2			2
LONG ISLAND MINIMALLY INVASIVE SURGERY		2			2
MINUTECLINIC DIAGNOSTIC OF KANSAS, PC		2			2
Mountainview Nursing Home		2			2
PUBLIX PHARMACY #1092		2			2
MATHER HOSPITAL			2	100%	2
FALCON HEALTH CENTER			2	100%	2
Ohio Veterans Home-Georgetown		2			2
GENVIEW DIAGNOSIS INC			2	100%	2
CLEVELAND CLINIC FLORIDA LABORATORY			2	100%	2
OELWEIN HEALTH CARE CENTER		2			2
TRINITAS REGIONAL MEDICAL CENTER		1	1	50%	2
FRESENIUS KIDNEY CARE SOUTH ST PETERSBURG			2	100%	2
SKY LAKES MEDICAL CENTER		2			2
SIGNATURE CARE LEWISVILLE-EMERGENCY CENTER		1	1	50%	2
WALGREENS #07033		2			2
MIDLAND MEMORIAL HOSPITAL			2	100%	2
JASON RHEE, MD		2			2
SHERIDAN AT HOBE SOUND, THE			2	100%	2
ARLINGTON DIALYSIS CENTER LLC		2			2
ROYAL OAK MEDICAL CENTER LLC DBA CHARACTER FAMILY			2	100%	2
AMICUS MEDICAL CENTER LLC			2	100%	2
GUARDIAN HOME CARE OF CENTRAL GEORGIA		2			2
Oakmont of Katy Nursing and Rehabilitation		2			2
Kroger 412 - The Little Clinic Oxford		2			2
MIDDLE TENN MENTAL HEALTH INSTITUTE		2			2
RIVER CITY MEDICAL ASSOCIATES, INC			2	100%	2
WALGREENS NO 10512		1	1	50%	2
MEDISURE DBA MY WELLNESS EXPRESS			2	100%	2
Kroger 686 - The Little Clinic Farragut		2			2
VITAL CARE CLINIC, LLC			2	100%	2
LEHIGH MEDICAL AND RESEARCH CENTER, INC			2	100%	2
CARESPOT URGENT CARE		1	1	50%	2
CVS PHARMACY INC DBA CVS/PHARMACY # 10600		2			2
DEL SOL MEDICAL CENTER			2	100%	2
BAYLOR COLLEGE OF MEDICINE			2	100%	2
NEMOURS CHILDREN'S PRIMARY CARE THE VILLAGES		2			2
Walgreens #5124		2			2
ALABAMA REFERENCE LAB			2	100%	2

COVID-19: testing by laboratory

Data through May 31, 2021 verified as of Jun 1, 2021 at 09:25 AM

Data in this report are provisional and subject to change.

The numbers in the table below represent the number of Florida and non-Florida residents for whom test results were received by the Department of Health. A person can be tested by more than one laboratory and can have both positive and negative results. **Therefore, the sum of the numbers in each column will be larger than the total number of people tested.**

Reporting lab	Inconclusive	Negative	Positive	Percent positive	Total
PIEDMONT ATHENS REGIONAL HOSPITAL LAB			2	100%	2
PREMIER FAMILY CARE I, INC			2	100%	2
CVS PA5447POCT NEWTOWN		2			2
FLOYD MEDICAL CENTER/CLINICAL LAB		1	1	50%	2
FLORIDA DEPARTMENT OF HEALTH IN CITRUS COUNTY		2			2
Iron County Medical Care Facility		2			2
DELAWARE DIAGNOSTICS LABS			2	100%	2
ILLINOIS DEPT OF PUBLIC HEALTH LABS			2	100%	2
Essex Center for Rehabilitation and Healthcare		2			2
RM PHARMACY SERVICES INC		1	1	50%	2
PALM WEST INTERNIST PA			2	100%	2
ASCENSION ST MICHAEL'S HOSPITAL LAB		1	1	50%	2
Grand Junction VAMC		2			2
SOUTH DAKOTA DEPARTMENT OF HEALTH		2			2
ANDERSON COUNTY HOSPITAL			2	100%	2
MID-FLORIDA HEMATOLOGY AND ONCOLOGY CENTERS		2			2
SOUTHERN OHIO MEDICAL CENTER			2	100%	2
Alaska Regional Hospital		2			2
Kroger 441 - The Little Clinic Middletown		2			2
MEMORIAL SATILLA HEALTH			2	100%	2
BERGEN COUNTY SURGICAL AND ENDOSCOPY CENTER		2			2
SPECTRA EAST INC		1	1	50%	2
Imboden Creek Living Center		2			2
SOMA MEDICAL CENTER PA #2			2	100%	2
The Laurels of Hendersonville		2			2
MAINE CENTER FOR DISEASE CONTROL AND PREVENTION			2	100%	2
Kroger 745 - The Little Clinic Somerset		2			2
Absolut Care at Three Rivers		2			2
SUMMERFIELD RETIREMENT LIVING, INC			2	100%	2
WHITESANDS OUTPATIENT TREATMENT		2			2
UNIVERSITY OF MISSOURI HEALTH CARE			2	100%	2
COLD SPRING HILLS CENTER FOR NURSING A		2			2
CITRUS PARK			2	100%	2
TEMPLE UNIVERSITY HOSPITAL			2	100%	2
PEDIATRIC ASSOCIATES OF JULINGTON CREEK			2	100%	2
ON-SITE MEDICAL SOLUTIONS		2			2
Warren Center for Rehabilitation and Nursing		2			2
ADVANCED FOOT AND ANKLE OF INDIAN RIVER		2			2
Beth Sholom Home of Eastern Virginia		1	1	50%	2
NORTH DAKOTA VETERANS HOME		2			2
LAKE SUCCESS EXTENDED CARE		2			2
VIRGINIA DEPT OF HEALTH OFFICE OF EPIDEMIOLOGY			2	100%	2
NYUMC CLINICAL LABORATORIES			2	100%	2
HAMPTON VAMC		2			2
GOUVERNEUR HOSPITAL LABORATORY		2			2
BIRMINGHAM INTERNAL MEDICINE ASSOCIATE		1	1	50%	2
LAREDO EMERGENCY ROOM			2	100%	2

COVID-19: testing by laboratory

Data through May 31, 2021 verified as of Jun 1, 2021 at 09:25 AM

Data in this report are provisional and subject to change.

The numbers in the table below represent the number of Florida and non-Florida residents for whom test results were received by the Department of Health. A person can be tested by more than one laboratory and can have both positive and negative results. **Therefore, the sum of the numbers in each column will be larger than the total number of people tested.**

Reporting lab	Inconclusive	Negative	Positive	Percent positive	Total
SOUTHEASTERN HEALTH FACILITES, INC		1	1	50%	2
AMERIHEALTH QUICK CARE		2			2
UHEALTH CARDIOLOGY			2	100%	2
Tidelands Health Rehabilitation Hospital			2	100%	2
WAYNE MEMORIAL HOSPITAL		2			2
MAYO CLINIC GROUP PRACTICE LABORATORY			2	100%	2
Lake Charles Healthcare LLC dba Landmark Lake Charles			2	100%	2
LIFELINK FOUNDATION INC D/B/A			2	100%	2
SIOUX FALLS STORM		2			2
MEDICAL UNIVERSITY OF SOUTH CAROLINA			1	100%	1
Big River Nursing and Rehab		1			1
CARE ADVANTAGE			1	100%	1
NORTHSIDE PEDIATRICS & ADOLESCENT MEDI		1			1
CVS MO8595POCT RAYMORE		1			1
HEALTHCARE FOR THE HOMELESS			1	100%	1
LCMC LAB SUBSECTION		1			1
HEALTH ALLIANCE			1	100%	1
Lutheran Community at Telford		1			1
FAMILY MEDICAL CENTER		1			1
Northern Nevada State Veterans Home		1			1
NORTH BREVARD CHILDRENS MEDICAL CENTER			1	100%	1
Walgreens #3661		1			1
PHOEBE HOME INC		1			1
LAKE MARY OPTUM FLORIDA			1	100%	1
BAPTIST MINOR MEDICAL CENTER			1	100%	1
CLERMONT VA COMMUNITY OUTPATIENT CLINIC		1			1
WARREN GENERAL HOSPITAL			1	100%	1
CENTRAL ALABAMA HEALTH CARE SYSTEM			1	100%	1
PRIMARY AND URGENT CARE			1	100%	1
CSL PLASMA LAB			1	100%	1
CARENOW MURFREESBORO MEDICAL CENTER PK		1			1
CAREONE AT THE CUPOLA		1			1
SUTTER GOULD MEDICAL FOUNDATION			1	100%	1
WELLSTREET SANDY SPRINGS		1			1
LAKE LURE HEALTH CENTER			1	100%	1
Lantern Park Specialty Care		1			1
TRICORE REFERENCE LABORATORIES		1			1
TRUECARE24			1	100%	1
STERLING HOUSE OF PORT ORANGE		1			1
INFECTION CONTROL DEPT			1	100%	1
Hearthstone Nursing and Rehabilitation Center		1			1
Oakland Nursing and Rehabilitation Center		1			1
CLEMENT MANOR HEALTH CENTER		1			1
KAISER PERMANENTE REGIONAL REFERENCE LABORATORY		1			1
TRIHEALTH			1	100%	1
MEA PRIMARY CARE PLUS BYRAM			1	100%	1
GABRIELA GOLDSTEIN MD PA			1	100%	1

COVID-19: testing by laboratory

Data through May 31, 2021 verified as of Jun 1, 2021 at 09:25 AM

Data in this report are provisional and subject to change.

The numbers in the table below represent the number of Florida and non-Florida residents for whom test results were received by the Department of Health. A person can be tested by more than one laboratory and can have both positive and negative results. **Therefore, the sum of the numbers in each column will be larger than the total number of people tested.**

Reporting lab	Inconclusive	Negative	Positive	Percent positive	Total
APPLECARE URGENT CARE			1	100%	1
KNAPP MEDICAL GROUP			1	100%	1
ST. MARY MEDICAL CENTER		1			1
SHANNON MEDICAL CENTER			1	100%	1
APPLECARE URGENT CARE KINGSLAND			1	100%	1
KID FIXERS		1			1
PARKVIEW OUTREACH COMMUNITY CENTER			1	100%	1
Ohman Family Living at Holly Assisted Living		1			1
PROGRESSIVE MEDICAL LAB LLC			1	100%	1
PROVIDENCE ST PETER HOSPITAL		1			1
KENDALL PEDIATRICS PARTNERS LLC			1	100%	1
Chicago Heights CBOC		1			1
Willowbrooke Court at Normandy Farms Estates		1			1
BECKLEY VAMC		1			1
MIAMI NORTH DIALYSIS			1	100%	1
URGENTMED			1	100%	1
US AF ACADEMY COLORADO			1	100%	1
Jewish Senior Services		1			1
SOUTH COUNTY MEDICAL CENTER			1	100%	1
MID-FLORIDA PATHOLOGY LLC MOBILE UNIT # 1			1	100%	1
LRGHEALTHCARE		1			1
ELLIS HOSPITAL URGENT CARE CENTER LAB		1			1
COMMUNITY			1	100%	1
SOUTHEASTERN PATHOLOGY ASSOCIATES			1	100%	1
Eden Meadows		1			1
HEALTH CARE SERVICES LC			1	100%	1
Medilodge of Kalamazoo		1			1
Urgent Care 24/7 Orlando LLC			1	100%	1
UFHEALTH			1	100%	1
AMERICAN MEDICAL RESPONSE - FARMER BRA		1			1
CONNECTICUT CVS PAHRMACY, LLC		1			1
UNIVERSAL DIAGNOSTICS LABORATORIES			1	100%	1
Manor Care Health Services- Wilmington			1	100%	1
5 STAR HOME HEALTH SERVICES INC		1			1
CVS / PHARMACY #10794			1	100%	1
Kroger 465 - The Little Clinic Oakley		1			1
CHILDREN'S AT CHAMBLEE BROOKHAVEN URGE		1			1
BOND & STEELE CLINIC PA D/B/A		1			1
WALGREEN#12147		1			1
CURA LABORATORY SERVICES			1	100%	1
Belvoir Woods Health Care Center at The Fairfax		1			1
HIGHLANDS CLINICAL LABORATORY			1	100%	1
INTERNAL MEDICINE ASSOCIATES OF LAKE			1	100%	1
DOCTORS AFTER HOURS URGENT CARE CENTER			1	100%	1
MARTINSVILLE HEALTH AND REHAB			1	100%	1
DR AZIZ CLINIC			1	100%	1
MD NOW URGENT CARE			1	100%	1

COVID-19: testing by laboratory

Data through May 31, 2021 verified as of Jun 1, 2021 at 09:25 AM

Data in this report are provisional and subject to change.

The numbers in the table below represent the number of Florida and non-Florida residents for whom test results were received by the Department of Health. A person can be tested by more than one laboratory and can have both positive and negative results. **Therefore, the sum of the numbers in each column will be larger than the total number of people tested.**

Reporting lab	Inconclusive	Negative	Positive	Percent positive	Total
BAPTIST HOSPITAL FAMILY MEDICINE TIGER POINT			1	100%	1
LABWORKS LLC			1	100%	1
ST VINCENTS OUTPATIENT IMAGING		1			1
CATHEDRAL GERONTOLOGY CENTER DBA CATHEDRAL CARES			1	100%	1
WESLEY CHAPEL INTERNAL MEDICINE AND PEDIATRICS PA			1	100%	1
Chateau Girardeau			1	100%	1
WELLPATH LLC		1			1
UNC HOSPITALS			1	100%	1
Schoenbrunn Healthcare		1			1
Moab Regional Hospital			1	100%	1
AMERITECH COLLEGE OF HEALTHCARE			1	100%	1
Christian Park Village		1			1
INTERMOUNTAIN HEALTHCARE LABORATORY SERVICES			1	100%	1
CENTRAL FLORIDA HEALTH CARE, INC			1	100%	1
WILSON FAMILY MEDICINE LLC		1			1
WELLNESS CENTER BY DR MIGNON,THE			1	100%	1
SACRED HEART HOSPITAL			1	100%	1
BRAZORIA COUNTY EMERGENCY SERVICES DISTRICT #3			1	100%	1
BRISTOL CHILDRENS CLINIC			1	100%	1
Rockcastle Health and Rehab		1			1
Autumn Care of Suffolk		1			1
ERLANGER WESTERN CAROLINA HOSPITAL			1	100%	1
CONCENTRA - LEESBURG		1			1
JACKSONVILLE HEALTH & REHAB		1			1
ODYSSEY HEALTH CARE OF MARION COUNTY LLC		1			1
UNIVERSITY OF IOWA HOSPITALS & CLINICS			1	100%	1
US SEAFOODS F/T SEAFREEZE AMERICA		1			1
LEELANAU OPCO, LLC		1			1
West Woods of Niles		1			1
PIEDMONT QUICKCARE		1			1
DAVIS, CASEY		1			1
Kroger 968 - The Little Clinic Colerain Township		1			1
Isle Health and Rehabilitation Center			1	100%	1
FLORIDA EPIDEMIOLOGY PROGRAM			1	100%	1
North Campus Annex			1	100%	1
BLOOD SYSTEMS LABORATORIES			1	100%	1
SOUTHEAST HEALTH WESTGATE CLINIC			1	100%	1
Grangeville Health and Rehab		1			1
BALLAD HEALTH MEDICAL ASSOCIATES URGENT CARE - JOHNSON CITY			1	100%	1
MAYO CLINICAL LABORATORIES		1			1
MARTIN HEALTH PHYSICIAN GROUP			1	100%	1
UNLIMITED MEDICAL SERVICES OF FL PL DBA		1			1
ST GERARD'S COMMUNITY OF CARE		1			1
VETERANS AFFAIRS MEDICAL CENTER - EAST ORANGE			1	100%	1
Kroger 670 - The Little Clinic Dawson Forest Rd & Hwy 19		1			1
WEKIVA SPRINGS PEDIATRICS			1	100%	1
URGENT CARE MEDICAL CLINIC		1			1

COVID-19: testing by laboratory

Data through May 31, 2021 verified as of Jun 1, 2021 at 09:25 AM

Data in this report are provisional and subject to change.

The numbers in the table below represent the number of Florida and non-Florida residents for whom test results were received by the Department of Health. A person can be tested by more than one laboratory and can have both positive and negative results. **Therefore, the sum of the numbers in each column will be larger than the total number of people tested.**

Reporting lab	Inconclusive	Negative	Positive	Percent positive	Total
FAMILY MEDICAL CLINIC KENDALL LLC			1	100%	1
Carrollton Manor Inc		1			1
CVS SC7012POCT BALLENTINE			1	100%	1
MEDEXPRESS URGENT CARE - SPRINGFIELD, BOSTON RD		1			1
UNIVERSITY OF MD PATH ASSOC- MD GENOMICS			1	100%	1
THE MEDICAL CENTER AT BOWLING GREEN			1	100%	1
WELLSTAR SYLVAN GROVE HOSPITAL		1			1
Kroger 006 - The Little Clinic Uintah Gardens		1			1
BORINQUEN HEALTH CENTER			1	100%	1
OAKWOOD HOSPITAL - SOUTHSORE			1	100%	1
VA COMMUNITY BASED CLINIC - LAKE CITY			1	100%	1
ST JOHNS PEDIATRICS PA		1			1
SUSAN F WILLIAMS MD PA			1	100%	1
Valley Center (WV)			1	100%	1
Shelbyville Manor		1			1
GOOD SAMARITAN SOCIETY-FOREST CITY		1			1
MCH PHYSICIANS GROUP			1	100%	1
LAS PALOMAS SENIOR LIVING		1			1
Courtenay Springs Village			1	100%	1
WALGREENS #01398			1	100%	1
EVENTIDE LUTHERAN HOME		1			1
OAK HAVEN REHAB AND NURSING CENTER			1	100%	1
MEDICAL ASSOCIATES OF THE SHOALS		1			1
KATHY L ANDERSON DO PA			1	100%	1
WALGREENS #09657		1			1
Walgreens #19304		1			1
Encompass Rehab Hospital of Dothan		1			1
MODMD, A PROFESSIONAL CORPORATION		1			1
CLASSEN URGENT CARE CLINIC			1	100%	1
PRECISE PATHOLOGY ASSOCIATES PLLC			1	100%	1
SMITH			1	100%	1
PRIMARY CARE & PEDIATRICS - SHEPHERSTOWN		1			1
RICHMOND MEDICAL CENTER FOR WOMEN		1			1
VOLUSIA MEDICAL CENTER			1	100%	1
MAYO CLINIC OUTPATIENT DIALYSIS CENTER			1	100%	1
MCLEOD MEMORIAL HOSPITAL CLARENDON			1	100%	1
FRESENIUS SOUTH FORT MYERS		1			1
Walgreens #12695			1	100%	1
Kroger - KR003500568			1	100%	1
ST.ELIZABETH HEALTH CENTER	1				1
MCKENZIE COUNTY HEALTHCARE SYSTEMS LABORATORY			1	100%	1
THE CHRIST HOSPITAL			1	100%	1
MADISON AT OVIEDO			1	100%	1
JET MEDICAL CENTER			1	100%	1
ALLEGANY COUNTY DEPARTMENT OF HEALTH		1			1
CSI LABORATORIES FLORIDA			1	100%	1
AURORA CONSOLIDATED LABORATORY			1	100%	1

COVID-19: testing by laboratory

Data through May 31, 2021 verified as of Jun 1, 2021 at 09:25 AM

Data in this report are provisional and subject to change.

The numbers in the table below represent the number of Florida and non-Florida residents for whom test results were received by the Department of Health. A person can be tested by more than one laboratory and can have both positive and negative results. **Therefore, the sum of the numbers in each column will be larger than the total number of people tested.**

Reporting lab	Inconclusive	Negative	Positive	Percent positive	Total
Kroger 705 - The Little Clinic Richmond		1			1
CENTENNIAL HILLS HOSPITAL MEDICAL CENTER LABORATORY			1	100%	1
The Center at Centennial			1	100%	1
FAMILY MEDICAL CENTERS			1	100%	1
TMH PHYSICIAN PARTNERS WAKULLA			1	100%	1
RENEGADEXBIO, PBC	1				1
BACON COUNTY HOSPITAL		1			1
GULF BREEZE TREATMENT CENTER, LLC			1	100%	1
INDIGO PALMS			1	100%	1
Hillside Manor Rehabilitation and Extended Care Center		1			1
PENNY PEDIATRICS		1			1
A.G. Rhodes		1			1
THE CLINIC ON SIXTH			1	100%	1
ST. LUKE'S HOSPITAL			1	100%	1
NORTH WEST FLORIDA DIAGNOSTIC ENOCRINOLOGY CLINIC			1	100%	1
PM PEDIATRICS PC			1	100%	1
SANTA MONICA FERTILITY			1	100%	1
The Jordan Center		1			1
TAYLOR COUNTY HEALTH DEPARTMENT			1	100%	1
MANCHESTER COMMONS		1			1
Integrity Healthcare of Carbondale			1	100%	1
CHRISTUS GOOD SHEPHERD MEDICAL CENTER			1	100%	1
SINAI URGENT CARE FORT WORTH, LLC			1	100%	1
CELEBRATION FAMILY PHYSICIANS LLC			1	100%	1
ENCOMPASS HEALTH REHAB HOSP TOMS RIVER		1			1
SOUTHCENTRAL FOUNDATION - AMBULATORY CLINICS		1			1
VIVIAN SIMMONS FAMILY PRACTICE			1	100%	1
ST ROSE HOSPITAL			1	100%	1
LabCorp L#09258295 M#09258285			1	100%	1
TOTAL MD			1	100%	1
ALTA BATES SUMMIT MEDICAL CENTER CLINICAL LAB			1	100%	1
ABRAZO WEST CAMPUS			1	100%	1
MEDEXPRESS URGENT CARE - LAWTON		1			1
Kroger 717 - The Little Clinic Dolphin Drive			1	100%	1
PREMIUM HOME HEALTH CARE INC			1	100%	1
PANCARE HEALTH - CARR ELEM & MIDDLE SCHOOL			1	100%	1
CVS TX7286POCT HOUSTON			1	100%	1
Rehab Select of Talladega		1			1
Villa Maria			1	100%	1
ULTIMATE DX CORP			1	100%	1
TILLAMOOK COUNTY GENERAL HOSPITAL LAB		1			1
AML DIAGNOSTICS- ADV TESTING IN METABOLIC MEDICINE			1	100%	1
PASCO COUNTY HEALTH DEPARTMENT			1	100%	1
COASTAL MANOR		1			1
WELLINGTON PHYSICIANS URGENT CARE AT PALOMINO			1	100%	1
MEMPHIS URGENT CARE #2, LLC			1	100%	1
FLORIDA HOSPITAL TRANSPLANT CENTER		1			1

COVID-19: testing by laboratory

Data through May 31, 2021 verified as of Jun 1, 2021 at 09:25 AM

Data in this report are provisional and subject to change.

The numbers in the table below represent the number of Florida and non-Florida residents for whom test results were received by the Department of Health. A person can be tested by more than one laboratory and can have both positive and negative results. **Therefore, the sum of the numbers in each column will be larger than the total number of people tested.**

Reporting lab	Inconclusive	Negative	Positive	Percent positive	Total
MARTIN ARMY COMMUNITY HOSPITAL			1	100%	1
TFH HOME HEALTH INC			1	100%	1
PACIFICA CARE PLLC			1	100%	1
NORTH CAROLINA STATE LABORATORY OF PUBLIC HEALTH, SPECTRUM LAB NETWORK			1	100%	1
SC-GA2018 MCCORMICK REHAB & HEALTHCARE		1			1
GRANITE FALLS LTC, LLC		1			1
WELLSTREET BETHANY BEND		1			1
BROOKDALE WEST PALM BEACH			1	100%	1
CONTINENTAL HOME HEALTH CARE INC			1	100%	1
MISSISSIPPI VALLEY REGIONAL BLOOD CENTER			1	100%	1
PALMA CEIA MED GROUP-SWANN		1			1
LIBERTY COMMONS NURSING AND REHABILITA		1			1
MCCORMICK AMBULANCE		1			1
LIBERTY URGENT CARE			1	100%	1
SOUTH COUNTY NURSING AND REHABILITATION		1			1
GULF COUNTY HEALTH DEPARTMENT			1	100%	1
VA Northern Indiana HCS - Fort Wayne		1			1
WALGREENS #06025		1			1
CONNECTICUT CVS PHARMACY, LLC		1			1
SPARTA HEALTH & REHAB		1			1
PUBLIX PHARMACY #0332		1			1
LABORATORIO MEDICO CENTRAL CONDOMINO MD			1	100%	1
SISTERS MISSION			1	100%	1
VICTORIA PAIN AND REHABILITATION CENTER			1	100%	1
PHOEBE PRIMARY CARE CAMILLA			1	100%	1
TREASURE COAST MEDICAL CONCIERGE LLC			1	100%	1
BALLAD HEALTH MEDICAL ASSOCIATES URGENT CARE			1	100%	1
NORTHERN LIGHT AR GOULD HOSPITAL			1	100%	1
PASTEUR MEDICAL HIALEAH GARDEN LLC			1	100%	1
PORT ORANGE DIALYSIS			1	100%	1
PUTNAM COUNTY PUBLIC HEALTH UNIT WIC		1			1
UNIVERSITY PLACE NURSING CENTER		1			1
MINUTECLINIC DIAGNOSTIC OF TN PC #6437		1			1
LOVELACE WOMEN'S HOSPITAL		1			1
NEW HANOVER REGIONAL MEDICAL CENTER			1	100%	1
Magnolia Manor of St. Simons Island		1			1
DONALSONVILLE HOSPITAL INC			1	100%	1
SAINT ALPHONSUS REGIONAL MEDICAL CENTER			1	100%	1
MAHONEY PEDIATRICS PA			1	100%	1
LAKE VISTA DIALYSIS			1	100%	1
HEALTH PLUS SUNRISE MEDICAL OFFICE			1	100%	1
ALL AMERICAN FAMILY AND GERIATRIC CARE			1	100%	1
Nemours Children's Primary			1	100%	1
CONCIERGE INTERNAL MEDICINE ASSOCIATES			1	100%	1
VARAHI PHARMACY INC			1	100%	1
FAMILY & INTERNAL MEDICINE CENTER		1			1
UHEALTH LEJEUNE INTERNAL MEDICINE			1	100%	1

COVID-19: testing by laboratory

Data through May 31, 2021 verified as of Jun 1, 2021 at 09:25 AM

Data in this report are provisional and subject to change.

The numbers in the table below represent the number of Florida and non-Florida residents for whom test results were received by the Department of Health. A person can be tested by more than one laboratory and can have both positive and negative results. **Therefore, the sum of the numbers in each column will be larger than the total number of people tested.**

Reporting lab	Inconclusive	Negative	Positive	Percent positive	Total
TILE PHARMACY		1			1
SAINT AGNES HOSPITAL			1	100%	1
NEXTCARE SUN CITY			1	100%	1
UF HEALTH EMERGENCY CENTER LABORATORY		1			1
LAREDO CARE CLINIC NORTH		1			1
CLINICAL CARE, INC			1	100%	1
PIEDMONT OUTPATIENT CLINIC		1			1
Cibolo Creek Rehabilitation Health Living Center		1			1
LOURDES URGENT CARE			1	100%	1
JFK MEDICAL CENTER			1	100%	1
CVS AZ9302POCT TUCSON		1			1
Kingston Care Center of Perrysburg		1			1
MOUNT SINAI HOSPITAL OF QUEENS			1	100%	1
COURTLAND TERRACE		1			1
ENT AND ALLERGY ASSOCIATES OF FLORIDA			1	100%	1
SOUTH SEMINOLE HOSPITAL POCT			1	100%	1
Caldwell Care		1			1
THE EMORY CLINIC			1	100%	1
Walgreens #12153		1			1
WALKIN MEDICAL URGENT CARE,NEW CITY			1	100%	1
WELLCARE URGENT CARE			1	100%	1
LEESBURG REGIONAL MEDICAL CENTER AMBULATORY SC			1	100%	1
FLORIDA DEPARTMENT OF HEALTH PALM BEACH COUNTY			1	100%	1
CAH ACQUISITION COMPANY 11 LLC			1	100%	1
ST. MICHAEL'S ELITE HOSPITAL			1	100%	1
PALM BEACH COUNTY SHERIFF OFFICE			1	100%	1
INDIAN RIVER CLINICAL LABORATORY, INC.		1			1
CULVER CITY URGENT CARE			1	100%	1
BAPTIST ASI			1	100%	1
Birmingham Nursing & Rehab Center		1			1
UF HEALTH - WILDLIGHT			1	100%	1
LOPEZ		1			1
MEDEXPRESS URGENT CARE - PINE BLUFF S		1			1
CEPERO PEDIATRICS PA			1	100%	1
THE HOSPITALS OF PROVIDENCE EMERGENCY ROOM			1	100%	1
RYE BEACH PHARMACY INC		1			1
CARESOUTH HHA HOLDINGS OF VIRGINIA, LLC			1	100%	1
Court House Center		1			1
MED FIRST IMMEDIATE CARE AND FAMILY PRACTICE			1	100%	1
CVS OH6153POCT COLUMBUS		1			1
WALGREENS #4201		1			1
ARIZONA STATE LABORATORY			1	100%	1
ADVENTHEALTH WOUND CARE CENTER			1	100%	1
Chateau Dville Rehab & Retirement		1			1
Churchman Village LLC		1			1
EXAC CARE CROSSVILLE		1			1
FAMILY FIRST WELLNESS CLINIC INC			1	100%	1

COVID-19: testing by laboratory

Data through May 31, 2021 verified as of Jun 1, 2021 at 09:25 AM

Data in this report are provisional and subject to change.

The numbers in the table below represent the number of Florida and non-Florida residents for whom test results were received by the Department of Health. A person can be tested by more than one laboratory and can have both positive and negative results. **Therefore, the sum of the numbers in each column will be larger than the total number of people tested.**

Reporting lab	Inconclusive	Negative	Positive	Percent positive	Total
ADDINGTON PLACE EAST LAKE		1			1
ABE'S GARDEN/PARK MANOR APARTMENTS		1			1
WINNIFRED ASSISTED LIVING FACILITY INC		1			1
SAINT FRANCIS HOSPITAL			1	100%	1
HEALTH CONSERVATION, INC		1			1
FIRST CARE HOME SERVICES INC			1	100%	1
FLORIDA HEART AND VASCULAR MULTISPECIALTY GROUP PA			1	100%	1
URGENT CARE OF FORT LAUDERDALE INC			1	100%	1
SANCHEZ CAZAU MEDICAL GROUP			1	100%	1
BAPTIST MEDICAL PLAZA AT WESTCHESTER			1	100%	1
Arbors at Sylvania		1			1
OAKVIEW INC		1			1
ADVANCE FLORIDA CONSULTING			1	100%	1
CVS KS8573POCT OVERLAND PARK		1			1
FHPG INTERNAL MEDICINE OF BRANDON			1	100%	1
SUNDIAL MANUFACTURING		1			1
MEDONE URGENT CARE			1	100%	1
WMG URGENT CARE WOODSTOCK			1	100%	1
RIVERVIEW HOSPITAL	1				1
Avantara Lake Norden		1			1
EAST LANSING OPCO		1			1
ELAN MANATEE			1	100%	1
Grays Harbor Health and Rehabilitation		1			1
RIVERSIDE SHORE MEMORIAL HOSPITAL			1	100%	1
YOUTH HEALTH CENTER OF HUNTINGTON		1			1
SOUTHERN NEVADA HEALH DISTRICT LABORATORY SYSTEM			1	100%	1
Heritage Inn Health and Rehabilitation		1			1
DPH OP LAB			1	100%	1
MOUNT DORA DIALYSIS			1	100%	1
Summit Medical Group Morristown Oncology		1			1
Good Samaritan Society - Albion		1			1
DAVENPORT DIALYSIS CENTER		1			1
ELATION HEALTH		1			1
Walgreens #10988		1			1
SOUTHWEST VIRGINIA COMMUNITY HEALTH SYSTEMS			1	100%	1
WINDMOOR HEALTHCARE			1	100%	1
CATERPILLAR INC - MIAMI DISTRIBUTION CENTER			1	100%	1
SOUTHWEST REGIONAL PCR LABORATORY			1	100%	1
Brio of Johnston		1			1
JUPITER MEDICAL GROUP			1	100%	1
DR DAN C TRIGG MEMORIAL HOSPITAL		1			1
HARBIN CLINIC, LLC - MAIN OFFICE		1			1
ALAN MOORE		1			1
LIFE SAVERS EMERGENCY ROOM II, LLC		1			1
QC LABORATORY			1	100%	1
ADVANCED LABORATORY SERVICES			1	100%	1
Walgreens #9620		1			1

COVID-19: testing by laboratory

Data through May 31, 2021 verified as of Jun 1, 2021 at 09:25 AM

Data in this report are provisional and subject to change.

The numbers in the table below represent the number of Florida and non-Florida residents for whom test results were received by the Department of Health. A person can be tested by more than one laboratory and can have both positive and negative results. **Therefore, the sum of the numbers in each column will be larger than the total number of people tested.**

Reporting lab	Inconclusive	Negative	Positive	Percent positive	Total
MED-LAKE LABORATORY			1	100%	1
FLORIDA WATERMAN HOSPITAL			1	100%	1
CHEROKEE PARK REHABILITATION		1			1
HARBOR OAKS GOLDEN YEARS			1	100%	1
Kroger 698 - The Little Clinic 14th Street/Bell		1			1
WRNMMC BETHESDA			1	100%	1
FAMILY MEDICINE AT CELEBRATION		1			1
NORWALK HOSPITAL			1	100%	1
HEALTHCARE PARTNERS FAMILY MEDICINE LLC			1	100%	1
HARDIN MEMORIAL HOSPITAL - HEARTLAND PATHOLOGY CONSULTANTS			1	100%	1
FLORIDA DEPARTMENT OF HEALTH IN BROWARD COUNTY		1			1
SLIDELL MEMORIAL HOSPITAL			1	100%	1
Kroger 359 - The Little Clinic Bellevue		1			1
UNIVERSITY OF MIAMI SCHOOL OF MEDICINE			1	100%	1
HERNANDO COUNTY HEALTH DEPT			1	100%	1
Saint Joseph Living Center		1			1
EXCEL URGENT CARE OF NJ			1	100%	1
MEMORIAL HEALTH UNIVERSITY MEDICAL		1			1
CORRY MEMORIAL HOSPITAL			1	100%	1
BOLLES SCHOOL, THE			1	100%	1
SC-GA2018 SIMPSONVILLE REHABILITATION		1			1
WEST BOYNTON DIALYSIS			1	100%	1
BLOOMINGDALE MEDICAL ASSOC			1	100%	1
CLAYTON NURSING AND REHABILITATION		1			1
ICARE		1			1
GOOD SHEPHERD HOSPICE INC			1	100%	1
Tremont Health & Rehabilitation Center		1			1
HEARTLAND PHARMACY SEBRING			1	100%	1
Walgreens #5421		1			1
CLIFTON-FINE HOSPITAL LABORATORY		1			1
MORELL			1	100%	1
MARY WASHINGTON HOSPITAL HOME HEALTH AGENCY	1				1
LAKE CHELAN COMMUNITY HOSPITAL		1			1
Community Care Center of Heritage House, LLC			1	100%	1
BEACHSIDE DETOX		1			1
Kroger - KR062000426			1	100%	1
CARESPOT - OCOEE			1	100%	1
BIOLOGIK NP		1			1
Casa Real Center		1			1
AULTMAN HOSPITAL			1	100%	1
Bolingreen Health and Rehabilitation		1			1
BRANDON OUTREACH CLINIC			1	100%	1
Chateau Living Center			1	100%	1
CARILION CLINIC LAB TESTING SITE-POSTAL		1			1
BROOKSVILLE REGIONAL HOSP PATIENT CARE SERVICES			1	100%	1
MONROE COUNTY PUBLIC HEALTH DEPARTMENT			1	100%	1
AYASS BIOSCIENCE			1	100%	1

COVID-19: testing by laboratory

Data through May 31, 2021 verified as of Jun 1, 2021 at 09:25 AM

Data in this report are provisional and subject to change.

The numbers in the table below represent the number of Florida and non-Florida residents for whom test results were received by the Department of Health. A person can be tested by more than one laboratory and can have both positive and negative results. **Therefore, the sum of the numbers in each column will be larger than the total number of people tested.**

Reporting lab	Inconclusive	Negative	Positive	Percent positive	Total
ROCHELLE PARK MEDICAL CENTER PA		1			1
CLEVELAND CLINIC OUTPATIENT LABORATORY			1	100%	1
Heartland of Pittsburgh PA, LLC		1			1
VCU HEALTH MEDICAL CENTER PATHOLOGY			1	100%	1
TENNOVA ER - SANGO			1	100%	1
Village Crest Center for Health & Rehabilitation		1			1
DOCTORS MEDICAL CENTER			1	100%	1
SOMA MEDICAL CENTER PA #2 OAKLAND			1	100%	1
NEMOURS CHILDREN HOSPITAL			1	100%	1
SUNSHINE URGENT CARE			1	100%	1
Brattleboro Crossings LLC dba Pine Heights at Brattleboro		1			1
DELTA INTERNAL MEDICINE CENTER			1	100%	1
Kroger 541 - The Little Clinic Long Hollow Pike		1			1
COMPLEX LABS, LLC		1			1
THE CHILDREN'S HOSPITAL OF PHILADELPHIA		1			1
ROAN MOUNTAIN MEDICAL CENTER			1	100%	1
BGB SUMMIT MEDICAL GROUP		1			1
SHARON REGIONAL MEDICAL CENTER			1	100%	1
Dulles Health and Rehab Center		1			1
MIDDLE CREEK MEDICAL CENTER		1			1
NORTH SHORE HEMATOLOGY-ONCOLOGY ASSOCI		1			1
FASTMED - LAKEWAY			1	100%	1
SPECTRUM LABORATORY			1	100%	1
AMERICA'S ER SITE 002 LLC			1	100%	1
NURSECARE OF ATLANTA INC DBA		1			1
NORWOOD HEALTH CENTER		1			1
THE TOLEDO HOSPITAL			1	100%	1
WALGREENS #10364		1			1
Miller Health Care Center			1	100%	1
WESTEX URGENT CARE, PLLC			1	100%	1
XPRESHECK IAD (DULLES)			1	100%	1
Medilodge of Marshall		1			1
Kroger 588 - The Little Clinic Thompsons Station		1			1
EXACCARE KINGSTON, LLC			1	100%	1
LIFESTREAM BEHAVIORAL CENTER INC			1	100%	1
SHAW MEDICAL GROUP LLC			1	100%	1
NORTHSIDE FAMILY MEDICINE		1			1
WESLEY LONG HOSPITAL			1	100%	1
CHILDRENS CLINIC OF PENSACOLA PA			1	100%	1
DSL TENANT II LLC			1	100%	1
PINES AT RUTLAND, THE		1			1
WELLINGTON WEST 100176			1	100%	1
Waycross VA CBOC		1			1
Kroger 433 - The Little Clinic Atoka		1			1
ELLCOTT CENTER FOR REHABILITATION AND		1			1
SUN CITY DIAGNOSTIC CENTER			1	100%	1
NIHCC			1	100%	1

COVID-19: testing by laboratory

Data through May 31, 2021 verified as of Jun 1, 2021 at 09:25 AM

Data in this report are provisional and subject to change.

The numbers in the table below represent the number of Florida and non-Florida residents for whom test results were received by the Department of Health. A person can be tested by more than one laboratory and can have both positive and negative results. **Therefore, the sum of the numbers in each column will be larger than the total number of people tested.**

Reporting lab	Inconclusive	Negative	Positive	Percent positive	Total
VIRGINIA CVS PHARMACY, LLC DBA CVS/PHARMACY #1884		1			1
SYNAPSE ANALYTICAL LABS		1			1
ALL PRO ORTHOPEDICS & SPORTS MEDICINE, PA			1	100%	1
DEVITA		1			1
ATHENS MEDICAL CENTER			1	100%	1
Kroger 367 - The Little Clinic Walton		1			1
Walgreens #19461		1			1
MEDICAL ASSOCIATES OF PINELLAS - LAB			1	100%	1
ADVENT HEALTH MEDICAL GROUP AT PINELLAS PARK			1	100%	1
Mountain City Care and Rehabilitation Center		1			1
JEFFREY A HIRSCHFIELD, MD PA			1	100%	1
YUMA REGIONAL MEDICAL CENTER			1	100%	1
Good Shepherd Fairview Home, Inc.		1			1
Hillandale Health Care		1			1
Franciscan Convalescent Hospital		1			1
LONESTAR 24HRER MANAGEMENT LLC DBA LONESTAR 24HRER			1	100%	1
SOMA MEDICAL CENTER PA #4			1	100%	1
KIOSK MEDICINE KENTUCKY LLC		1			1
WELLMED AT BAY AREA		1			1
St. Catherine's manor of Findlay		1			1
MEDICAL EXAMINERS OFFICE, LEESBURG			1	100%	1
American Fork Care Center dba Heritage Care Center		1			1
MINUTE CLINIC, LLC		1			1
Parkside Manor		1			1
NATIONAL GENETIC INSTITUTE			1	100%	1
MEDEXPRESS URGENT CARE - MT EPHRAIM		1			1
REDI-CARE INC			1	100%	1
SUTTER HEALTH SACRAMENTO SIERRA REGION			1	100%	1
DOCTORS HOSPITAL OF LAREDO			1	100%	1
EMERY MEDICAL CENTER			1	100%	1
JACKSONVILLE FIRE AND RESCUE			1	100%	1
MOLECULAR STAT LABORATORY			1	100%	1
PANCARE HEALTH - BRUCE			1	100%	1
CAREHERE CENTER		1			1
BMRHC HARRISON		1			1
ADVANCED MEDICAL LABORATORIES (AML)			1	100%	1
ENT AND ALLERGY ASSOCIATES, LLP		1			1
PIEDMONT NEWTON HOSPITAL		1			1
MARIANNA DIALYSIS CENTER			1	100%	1
WASHINGTON CENTER FOR REHABILITATION A		1			1
ATRIUM HEALTH URGENT CARE - MOUNTAIN ISLAND			1	100%	1
EASTSIDE URGENT CARE			1	100%	1
Washington County Nursing H0me			1	100%	1
NORTON HOSPITAL			1	100%	1
GWINNETT MEDICAL CENTER			1	100%	1
PATHOLOGY		1			1
UTAH VALLEY HOSPITAL LABORATORY			1	100%	1

COVID-19: testing by laboratory

Data through May 31, 2021 verified as of Jun 1, 2021 at 09:25 AM

Data in this report are provisional and subject to change.

The numbers in the table below represent the number of Florida and non-Florida residents for whom test results were received by the Department of Health. A person can be tested by more than one laboratory and can have both positive and negative results. **Therefore, the sum of the numbers in each column will be larger than the total number of people tested.**

Reporting lab	Inconclusive	Negative	Positive	Percent positive	Total
GULF COAST MEDICAL CENTER NURSING DEPT		1			1
SUN LABORATORY SERVICES,INC			1	100%	1
ERIE COUNTY EMERGENCY SERVICES DIV OF		1			1
SKY RIDGE MEDICAL CENTER - MICRO			1	100%	1
SHAMRA MEDICAL LABORATORY			1	100%	1
Ashland Place Health and Rehabilitation, LLC		1			1
CHATSWORTH ASSISTED LIVING COMMUNITY AT PGA NATIONAL			1	100%	1
WILMINGTON NURSING AND REHAB			1	100%	1
HSRE-ASL CASSELBERRY TRS, LLC			1	100%	1
Newton Wellesley Center for Alzheimer's Care		1			1
MOUNT SINAI MEDICAL CENTER OF FLORIDA INC			1	100%	1
Kroger - KR003400316			1	100%	1
Northwest Metro VA OPC		1			1
Encompass Health Rehab Hosp Tinton Falls		1			1
POUDRE VALLEY HOSPITAL			1	100%	1
LIFEGUARD AIR AMBULANCE			1	100%	1
LONG BEACH CITY COLLEGE			1	100%	1
QUALITY LAB			1	100%	1
HIGHLAND LABORATORY			1	100%	1
MORGAN MEDICAL CENTER		1			1
FIU HEALTH CARE CENTER			1	100%	1
GATEWAY COMMUNITY SERVICES INC			1	100%	1
WESTOX LABS		1			1
MARYLAND DEPARTMENT OF HEALTH AND MENTAL HYGIENE-LABORATORIES			1	100%	1
ALVERNIA UNIVERSITY HEALTH AND WELLNESS CENTER		1			1
FIVE STAR PREMIER RESIDENCES OF POMPANO BEACH			1	100%	1
Quince Nursing and Rehabilitation Center		1			1
GENESIS HEALTH SYSTEM			1	100%	1
WORKFORCE HEALTH DEPARTMENT			1	100%	1
VIP FAMILY PRACTICE			1	100%	1
Kroger 016 - The Little Clinic Centennial		1			1
EUROFINS PHOENIX			1	100%	1
Avista Nursing and Rehab			1	100%	1
LOGAN COUNTY HOSPITAL			1	100%	1
WOODHAVEN RETIREMENT COMMUNITY		1			1
WALKERS DRUG STORE			1	100%	1
NOVANT HEALTH PRINCE WILLIAM WELLNESS CENTER			1	100%	1
AESTHETIC PHYSICIANS PC			1	100%	1
Remarkable Healthcare Dallas			1	100%	1
APC HEALTH LLC			1	100%	1
BAPTIST HOSPITAL EAST			1	100%	1
LANGLEY DIALYSIS			1	100%	1
Rosa Coplon Jewish Home and Infirmary		1			1
RIVERVIEW PRIMARY CARE ASSOCIATES		1			1
IMMERSION RECOVERY CENTER LLC			1	100%	1
ST FRANCIS HOSPITAL LABORATORY		1			1
MEDICAL LIFE-INC GUIDEWELL EMERGENCY MEDICINE			1	100%	1

COVID-19: testing by laboratory

Data through May 31, 2021 verified as of Jun 1, 2021 at 09:25 AM

Data in this report are provisional and subject to change.

The numbers in the table below represent the number of Florida and non-Florida residents for whom test results were received by the Department of Health. A person can be tested by more than one laboratory and can have both positive and negative results. **Therefore, the sum of the numbers in each column will be larger than the total number of people tested.**

Reporting lab	Inconclusive	Negative	Positive	Percent positive	Total
SANFORD I-94 CLINIC		1			1
APACHE HEALTH CENTER			1	100%	1
WVU MEDICINE - WESTON			1	100%	1
Kroger 395 - The Little Clinic Blanchester		1			1
CARING PROFESSIONAL HEALTH CARE LLC		1			1
OCALA RKC EAST HEMO #1			1	100%	1
SIMED HEALTH LLC		1			1
STOPWATCH URGENT CARE			1	100%	1
MANOR COURT OF CLINTON		1			1
MINNESOTA HERITAGE HOUSE		1			1
STANDIFER PLACE		1			1
PRESENCE RESURRECTION MEDICAL CENTER CHICAGO			1	100%	1
VANAJA SUREDDI MD PA			1	100%	1
SC-GA2018 THE RIDGE REHABILITATION & H		1			1
DISPATCH HEALTH - TEXAS, PA			1	100%	1
ADVANCED RESEARCH INSTITUTE			1	100%	1
UHS BINGHAMTON GENERAL			1	100%	1
NEXT LEVEL URGENT CARE (WOODLANDS)			1	100%	1
SENCARE MANAGEMENT		1			1
TIMPANOGOS REGIONAL HOSPITAL			1	100%	1
ADVENTHEALTH MEDICAL GROUP FAMILY			1	100%	1
Greenhaven Health and Rehabilitation		1			1
CONNECTICUT PEDIATRICS @ CHC		1			1
FLAGSTAFF MEDICAL CENTER			1	100%	1
CARDIAC AND VASCULAR CONSULTANTS MD PA		1			1
CRYSTAL RIVER FIRE DEPARTMENT			1	100%	1
HUNTSVILLE HOSPITAL			1	100%	1
CORPORATION OF AMERICA		1			1
CORAL SPRINGS RAPID ANTIGEN TESTING			1	100%	1
UNIVERSITY OF MIAMI PRIMARY CARE SITE UMHC 3039			1	100%	1
MERCY GENERAL HOSPITAL			1	100%	1
CVS MI22230CV WAYNE COUNTY COMMUNITY COLLEGE			1	100%	1
UNIVERSITY OF MIAMI - LENNAR CENTER			1	100%	1
FAMILY MEDICAL CENTER OF HOLLYWOOD PA			1	100%	1
PATEL MINESH		1			1
WEST FLORIDA MEDICAL ASSOCIATES PA			1	100%	1
View Ridge Care Center		1			1
MEMORIAL HERMANN OCCUPATIONAL HEALTH			1	100%	1
Consulate Health Care of Tallahassee			1	100%	1
Life Care Center of Auburn		1			1
VOLKSWAGON GROUP OF AMERICA ONSITE MEDICAL CLINIC		1			1
WYTHE CNTY COMMUNITY HOSP LABORATORY			1	100%	1
CONEY ISLAND HOSP			1	100%	1
YOUR GOOD HEALTH MEDICAL GROUP PA			1	100%	1
HALIFAX FAMILY HEALTH CENTER			1	100%	1
HEARTLAND OF ZEPHYRHILLS FL, LLC			1	100%	1
BON SECOURS ST FRANCIS MEDICAL CENTER (LABORATORY)			1	100%	1

COVID-19: testing by laboratory

Data through May 31, 2021 verified as of Jun 1, 2021 at 09:25 AM

Data in this report are provisional and subject to change.

The numbers in the table below represent the number of Florida and non-Florida residents for whom test results were received by the Department of Health. A person can be tested by more than one laboratory and can have both positive and negative results. **Therefore, the sum of the numbers in each column will be larger than the total number of people tested.**

Reporting lab	Inconclusive	Negative	Positive	Percent positive	Total
ADVANCED URGENT CARE OF THE UPPER KEYS			1	100%	1
FAITH FAMILY PRACTICE			1	100%	1
DESTIN SURGERY CENTER LTD		1			1
MT VIEW			1	100%	1
AHUJA MEDICAL CENTER			1	100%	1
MCR HEALTH MEDICAL EXPRESS			1	100%	1
ALLEGHENY COUNTY HEALTH DEPARTMENT - PUBLIC HEALTH LABORATORY			1	100%	1
HATLEY HEALTH CARE, INC		1			1
SUMMERFIELD PRIMARY CARE ASSOCIATES			1	100%	1
FAMILY HEALTHCARE SERVICES			1	100%	1
ADVANCE CARDIOVASCULAR IMAGING, INC			1	100%	1
BROOKSVILLE REGIONAL HOSPITAL			1	100%	1
MANHATTAN COLLEGE HEALTH SERVICES		1			1
EH FARGO HOSPITAL LABORATORY			1	100%	1
REDMOND URGENT CARE			1	100%	1
Williamstown Commons			1	100%	1
PINECREST MANOR		1			1
REHABILITATION CENTER OF ALBUQUERQUE		1			1
Heartland of Columbia		1			1
MEDHEALTH CLINICAL INC			1	100%	1
PRESBYTERIAN HOSPITAL			1	100%	1
SOUTHERN HILLS MEDICAL CENTER			1	100%	1
STATE OF CALIFORNIA DOH SERVICES			1	100%	1
ATLANTIS VISION CENTER			1	100%	1
PULSE MEDICAL DOCTOTS LLC			1	100%	1
CHILDRENS DOCTOR OF TAMPA BAY, THE			1	100%	1
ST. ANDREW'S SCHOOL		1			1
San Antonio Residence and Rehabilitation Center		1			1
WOODSTOCK HEALTH DEPARTMENT			1	100%	1
FORT MYERS DIALYSIS		1			1
FLORIDA KEYS PED AND ADOLES CTR			1	100%	1
CENTRAL MAINE MEDICAL CENTER			1	100%	1
CARENOW LAKE WORTH			1	100%	1
Pinnacle Health and Rehab at South Portland		1			1
CONVENIENT MD			1	100%	1
WELLSTREET CLAIRMONT		1			1
NAVICENT HEALTH OCONEE, LLC		1			1
BIODORON LABORATORIES			1	100%	1
MISSION REGIONAL MEDICAL CENTER			1	100%	1
UUHC - REDSTONE HEALTH CENTER LABORATORY			1	100%	1
SUNRISE/QUAY COUNTY HEALTH CLINIC		1			1
SUMMERBIO LLC			1	100%	1
Jenkins Living Center		1			1
HEALTH & WELLNESS PROFESSIONALS INC			1	100%	1
AFC URGENT CARE BEVERLY			1	100%	1
GENESIS MICROBIOLOGY LAB		1			1
ARCADIA OUTREACH LAB			1	100%	1

COVID-19: testing by laboratory

Data through May 31, 2021 verified as of Jun 1, 2021 at 09:25 AM

Data in this report are provisional and subject to change.

The numbers in the table below represent the number of Florida and non-Florida residents for whom test results were received by the Department of Health. A person can be tested by more than one laboratory and can have both positive and negative results. **Therefore, the sum of the numbers in each column will be larger than the total number of people tested.**

Reporting lab	Inconclusive	Negative	Positive	Percent positive	Total
PROGRESSIVE MEDICAL RESEARCH			1	100%	1
PINEBROOK CARE AND REHABILITATION CENTER□			1	100%	1
TITUSVILLE CENTER FOR SURGICAL EXCELLENCE LLC		1			1
CVS IL2297651CV JOLIET		1			1
MEDICAL CENTER FRANKLIN			1	100%	1
JPS HEALTH CENTER AT TRUE WORTH PLACE			1	100%	1
OUCH URGENT CARE			1	100%	1
STAT EMERGENCY CENTER			1	100%	1
FIRST MEDICAL RESPONSE OF TEXAS, INC			1	100%	1
FAU MEMORY & WELLNESS CENTER			1	100%	1
SAINT JOSEPHS HOSPITAL OF ATLANTA			1	100%	1
SOUTHEAST CLINICAL LABORATORIES		1			1
ADVENTHEALTH MEDICAL GROUP UROLOGY AT EAST ORLANDO		1			1
CROWN COLONY PEDIATRICS		1			1
INFINITY HOME CARE OF PORT CHARLOTTE, LLC			1	100%	1
CTMD MEDICAL CENTER, PA			1	100%	1
SOUTHWESTERN STATE HOSPITAL LABORATORY			1	100%	1
HAMILTON CI MAIN UNIT ANNEX/ WORK CAMP			1	100%	1
ALTAMONTE SPRINGS WALK IN MED CENTER			1	100%	1
ST LUKES SURGICAL AT THE VILLAGES INC			1	100%	1
JOHN PETER SMITH HOSPITAL- OB TRIAGE			1	100%	1
ALWAYS BEST CARE HOME HEALTH AGENCY			1	100%	1
MEDSTOP PHARMACY			1	100%	1
ST JOSEPH MEDICAL CENTER			1	100%	1
ASHLEY K SHARMA MD PA			1	100%	1
Allen Health and Rehabilitation		1			1
MEDICAL CITY DENTON			1	100%	1
FIT4LIFE MEDICAL CENTER			1	100%	1
CASA DE ORO CARE AND REHABILITATION CE		1			1
SEVEN HILLS HEALTHCARE GROUP LLC DBA		1			1
SHERIDAN VAMC		1			1
HUDSON REGIONAL HOSPITAL			1	100%	1
HIBISCUS COURT			1	100%	1
REVIVE			1	100%	1
Kroger 618 - The Little Clinic Trail Creek Village		1			1
ASHLEY PEDIATRICS DAY & NIGHT CLINIC			1	100%	1
SMYTH COUNTY COMMUNITY HOSPITAL LABORATORY			1	100%	1
FAMILY HEALTH CLINIC			1	100%	1
ENCOMPASS HEALTH REHABILITATION HOSPITAL OF UTAH		1			1
ORMOND MEDICAL ARTS FAMILY PRACTICE PL			1	100%	1
WASHINGTON SOLDIERS HOME AND COLONY		1			1
Accordius Health at Harrisonburg		1			1
PATIENT FIRST - GARRISONVILLE			1	100%	1
RIVER CHASE HEALTH AND REHABILITATION CENTER			1	100%	1
Lodge Nursing & Rehab Center		1			1
CHATEAU MADELEINE - SENIOR LIVING & MEMORY CARE			1	100%	1
GENESIS HOME HEALTH CARE SERVICES OF			1	100%	1

COVID-19: testing by laboratory

Data through May 31, 2021 verified as of Jun 1, 2021 at 09:25 AM

Data in this report are provisional and subject to change.

The numbers in the table below represent the number of Florida and non-Florida residents for whom test results were received by the Department of Health. A person can be tested by more than one laboratory and can have both positive and negative results. **Therefore, the sum of the numbers in each column will be larger than the total number of people tested.**

Reporting lab	Inconclusive	Negative	Positive	Percent positive	Total
EXPRESS LAB LIVINGSTON			1	100%	1
PINELLAS POINT NURSING AND REHAB CENTER			1	100%	1
Monument Health Custer Care Center		1			1
WILLOW DALE WELLNESS VILLAGE APARTMENT		1			1
ORMOND PEDIATRICS PA			1	100%	1
FIRST MED URGENT CARE - NW 39TH			1	100%	1
ST MARY'S REGIONAL MEDICAL			1	100%	1
Southwest Louisiana Veterans Home			1	100%	1
WESTMINSTER COLLEGE		1			1
ENCOMPASS HEALTH REHABILITATION HOSPITAL OF		1			1
WEDGEWOOD URGENT CARE			1	100%	1
WESTON COUNTY HEALTH SERVICES			1	100%	1
MONONGAHELA VALLEY HOSPITAL			1	100%	1
Kroger 569 - The Little Clinic Gallatin		1			1
HALE KUPUNA HERITAGE HOME		1			1
GADSDEN FAMILY PRACTICE		1			1
IVY CREEK FAMILY CARE OF TROY			1	100%	1
HILTON HEAD HOSPITAL/INPATIENT			1	100%	1
MANOR CARE OF DELRAY BEACH FL LLC		1			1
KIOSK MEDICINE OF KENTUCKY LLC		1			1
GAMMA HEALTHCARE, INC		1			1
NABI		1			1
MONROE HOSPITAL			1	100%	1
MISSION HOSPITAL – MEMORIAL CAMPUS			1	100%	1
NEIGHBORX PHARMACY		1			1
CONCORDIA MANOR			1	100%	1
Greene Meadows Nursing and Rehabilitation Center		1			1
ST. JOHN HOSPITAL & MEDICAL CENTER			1	100%	1
TAMPA FAMILY HEALTH CENTERS			1	100%	1
SPHERE DX			1	100%	1
Melbourne Terrace Rehabilitation Center			1	100%	1
CVS MN5920POCT SAINT MICHAEL		1			1
VIRGINIA HOSPITAL CENTER ARLINGTON			1	100%	1
Nemours Children's Clinic-Orla			1	100%	1
SIGNATURE CARE MIDLAND			1	100%	1
CLEVELAND HEARTLAB			1	100%	1
MD NOW MEDICAL CENTERS, INC			1	100%	1
URGENT CARE OF MORGAN CITY			1	100%	1
SAN LUIS WALK IN CLINIC, INC			1	100%	1
MINUTE CLINIC DIAGNOSTIC MED GRP OF CA		1			1
TRUMAN MEDICAL CENTER - HOSPITAL HILL			1	100%	1
INFANTS & CHILDREN PA			1	100%	1
EMPATH HOME HEALTH LLC			1	100%	1
HIGH DESERT COURT GROUP HOME			1	100%	1
WALGREENS #5130			1	100%	1
park avenue extended care		1			1
SMA BEHAVIORAL HEALTH SERVICES INC		1			1

COVID-19: testing by laboratory

Data through May 31, 2021 verified as of Jun 1, 2021 at 09:25 AM

Data in this report are provisional and subject to change.

The numbers in the table below represent the number of Florida and non-Florida residents for whom test results were received by the Department of Health. A person can be tested by more than one laboratory and can have both positive and negative results. **Therefore, the sum of the numbers in each column will be larger than the total number of people tested.**

Reporting lab	Inconclusive	Negative	Positive	Percent positive	Total
ADVANCE HEALTH AND WELLNESS SOLUTIONS			1	100%	1
CARSON NURSING AND REHABILITATION CENTER		1			1
MEDICAL CENTER OF AURORA, SOUTH			1	100%	1
BAPTIST HEALTH PRIMARY CARE AT CUTLER BAY			1	100%	1
ALBUQUERQUE INDIAN HEALTH CENTER		1			1
SIGNATURE CARE MEMORIAL CITY			1	100%	1
MID-FLORIDA PATHOLOGY LLC		1			1
JOHN MANCHIN SR HEALTH CARE CENTER		1			1
ALPHA CLINICAL LABORATORY CORP.			1	100%	1
NEMOURS CHILDREN'S PRIMARY CARE			1	100%	1
FAMILY MEDICAL CARE OF MOUNT DORA INC			1	100%	1
COASTAL PEDIATRICS LLC			1	100%	1
CERTUS OC OPCO, LLC			1	100%	1
MEDICAL NETWORK OF ALASKA		1			1
EUROFINS APPLIED GENOMICS - LOUISVILLE		1			1
CHC			1	100%	1
MED BAR LLC		1			1
AVERA ST. MARY'S HOSPITAL			1	100%	1
BIOMERIEUX			1	100%	1
MINUTECLINIC DIAGNOSTIC OF KENTUCKY, LLC		1			1
URGENT DOC -NACOGODOCHES CLINIC			1	100%	1
MBMG OF WINTER HAVEN			1	100%	1
CLINICAL RESEARCH OF WEST FLORIDA		1			1
ROMULO CAMOGLIANO MD/INTERNAL MEDICINE			1	100%	1
Manor Care of Dallastown d/b/a ManorCare Health Services - Dallastown		1			1
HEALTH SERVICES-COLUMBIA COLLEGE		1			1
Bayou Vista Community Care Center			1	100%	1
DBA HICKORY CREEK AT ROCHESTER		1			1
Kroger 63 - The Little Clinic Glassford Hill Rd		1			1
SEATTLE-KING COUNTY			1	100%	1
AURORA MEDICAL CENTER-KENOSHA			1	100%	1
VA Ann Arbor HCS - Toledo CBOC		1			1
MEMORIAL HOSPITAL LOS BANOS			1	100%	1
LAUREL MANOR DIALYSIS CTR AT THE VILLAGES		1			1
WHEATON FRANCISCAN LABORATORY			1	100%	1
HUNTERS CREEK MEDICAL ASSOCIATES PA		1			1
WINTHROP MANOR NURSING CENTER		1			1
TMH URGENT CARE CENTER			1	100%	1
DOYLESTOWN HOSPITAL			1	100%	1
GENEVA FAMILY HEALTH			1	100%	1
ISSAM ALBANNA MD PA			1	100%	1
SACRED HEART HOSPITAL NURSING			1	100%	1
BEACH CARE PLLC			1	100%	1
UNIVERSITY OF TOLEDO MEDICAL CENTER			1	100%	1
ALLSOUTH URGENT CARE CLINIC			1	100%	1
QLABS			1	100%	1
AMERICAN FAMILY CARE - SMYRNA			1	100%	1

COVID-19: testing by laboratory

Data through May 31, 2021 verified as of Jun 1, 2021 at 09:25 AM

Data in this report are provisional and subject to change.

The numbers in the table below represent the number of Florida and non-Florida residents for whom test results were received by the Department of Health. A person can be tested by more than one laboratory and can have both positive and negative results. **Therefore, the sum of the numbers in each column will be larger than the total number of people tested.**

Reporting lab	Inconclusive	Negative	Positive	Percent positive	Total
HARDVARD VANGUARD MEDICAL ASSOCIATES - NEEDHAM			1	100%	1
HALIFAX HEALTH PRIMARY CARE ORMOND			1	100%	1
WALMART PHARMACY 10-4554		1			1
Crisp Regional Nursing and Rehab Center		1			1
Marysville Care Center		1			1
Advanced Rehabilitation of Vernon		1			1
JACKSON GENERAL HOSPITAL			1	100%	1
Presbyterian Homes & Services		1			1
LIFE CARE CENTER OF HILTON HEAD		1			1
THE INTERNAL MEDICAL GROUP		1			1
SIGNATURE HEALTHCARE OF BUCKHEAD		1			1
RECOVERY BAY, LLC			1	100%	1
Kroger 524 - The Little Clinic Iron Bridge Road		1			1
NORTH PALM BEACH DIALYSIS CENTER			1	100%	1
OPCO LLC LEGACY NURSING AND REHABILITA		1			1
ADVENTHEALTH MEDICAL GROUP CARDIOLOGY			1	100%	1
DEACONESS URGENT CARE CENTER			1	100%	1
INTEGRIS SEMINOLE EMERGENCY DEPT			1	100%	1
Kroger 379 - The Little Clinic Stony Brook		1			1
SUMMIT LABORATORY			1	100%	1
ASCENSION ST VINCENT'S - WESTSIDE			1	100%	1
Charlie Norwood VAMC		1			1
EMBASSY LAKES ARTIFICIAL KIDNEY CENTER			1	100%	1
LABTEST LLC LABTEST DIAGNOSTICS			1	100%	1
WALK IN FAMILY MEDICINE CENTER			1	100%	1
St. Patrick's Manor		1			1
Kroger 49 - The Little Clinic Wichita - 21st St.			1	100%	1
MIL LAKE HEALTHCARE CENTER INC PEDIATRICS			1	100%	1
COUNTRYSIDE PEDIATRIC CARE PA			1	100%	1
HARRIS COUNTY PUBLIC HEALTH SERVICES			1	100%	1
VELOCITY CARE URGENT CARE BY CARILION CLINIC			1	100%	1
CORPUS CHRISTI MEDICAL CENTER			1	100%	1
CAPE CORAL HOSPITAL NURSING			1	100%	1
FAMILY MEDICINE AT KISSIMMEE		1			1
AUTUMN CARE OF STATESVILLE, LLC		1			1
Encompass Health Littleton		1			1
WHITE WILSON MEDICAL CENTER NEPHROLOGY		1			1
TREASURE COAST COMMUNITY HEALTH INC			1	100%	1
Manor Care Health Care Services - Williamsport North		1			1
DOCTORS CHOICE HOME CARE INC			1	100%	1
HCL LABORATORIES			1	100%	1
MERITER LABORATORIES			1	100%	1
CARE ATC INC			1	100%	1
MEDSTAT WARSAW			1	100%	1
ALPHA 1 ANTITRYPSIN RESEARCH PROGRAM			1	100%	1
Central Park Healthcare & Rehabilitation Center		1			1
ABBOTT LABORATORIES - OCCUPATIONAL HEALTH SERVICES			1	100%	1

COVID-19: testing by laboratory

Data through May 31, 2021 verified as of Jun 1, 2021 at 09:25 AM

Data in this report are provisional and subject to change.

The numbers in the table below represent the number of Florida and non-Florida residents for whom test results were received by the Department of Health. A person can be tested by more than one laboratory and can have both positive and negative results. **Therefore, the sum of the numbers in each column will be larger than the total number of people tested.**

Reporting lab	Inconclusive	Negative	Positive	Percent positive	Total
BAPTIST HEALTH EXPRESS CARE			1	100%	1
SMC MEDICAL CENTER, INC			1	100%	1
MOREHOUSE COLLEGE STUDENT HEALTH CENTE		1			1
WALGREENS #12322		1			1
WELLSTREET BUCKHEAD NORTH		1			1
CLEVELAND CLINIC FLORIDA LAB			1	100%	1
CELEBRATION HOSPITAL			1	100%	1
Brookdale Richmond Place		1			1
TARRYTOWN PHARMACY			1	100%	1
STANLY REGIONAL MEDICAL CENTER			1	100%	1
NCH HEALTHCARE CREEKSIDE ENDOSCOPY			1	100%	1
SANTA YNEZ VALLEY COTTAGE HOSP CL LAB			1	100%	1
CENTRAL TX URGENT CARE			1	100%	1
FLORIDA STATE UNIVERSITY HEALTH SERVICES			1	100%	1
COSTCO PHARMACY #1023			1	100%	1
DUKE CITY URGENT CARE		1			1
YOUR HEALTH PEDIATRICS INC			1	100%	1
ONPOINT URGENT CARE			1	100%	1
FLORIDA MEDICAL CLINIC, PA		1			1
Garden Villa Bedford		1			1
MED TECH CLINICAL LABORATORY		1			1
WINCHESTER HOSPITAL			1	100%	1
SUNY BROCKPORT STUDENT HEALTH CENTER		1			1
RAPID CITY REGIONAL HOSPITAL -579 ATTN. LABORATORY		1			1
RIVIERA BEACH HEALTH CENTER LAB			1	100%	1
HOMESTEAD MEDICAL CLINIC PA			1	100%	1
JOHNSON MEDICAL SERVICES			1	100%	1
NHC Chattanooga			1	100%	1
COLQUITT COMPLETE CARE			1	100%	1
WALGREENS #11572		1			1
WMC HEALTH GROUP INC			1	100%	1
ABBOTT LABORATORIES ROSS PRODUCTS			1	100%	1
SPELMAN COLLEGE DEPT OF HEALTH SERVICE		1			1
MINUTECLINIC LLC #17345		1			1
AFTER HOURS CLINIC			1	100%	1
O'CONNELL HEALTH CENTER AT ST JOHNS			1	100%	1
MED SCREEN LABORATORIES		1			1
SOUTHERN WINDS			1	100%	1
DONALSONVILLE HOSPITAL			1	100%	1
COMMONWEALTH OF VIRGINIA DIVISION OF CONSOLIDATED LABORATORY SERVICES			1	100%	1
SELF REGIONAL HEALTHCARE			1	100%	1
DW MCMILLAN MEMORIAL HOSPITAL LABORATORY			1	100%	1
LAKE REGIONAL HEALTH			1	100%	1
UT HEALTH RGV CLINICAL LABORATORY			1	100%	1
Willow Ridge Center		1			1
Country View of Sunbury			1	100%	1
Lakeland Nursing and Rehabilitation Center LLC		1			1

COVID-19: testing by laboratory

Data through May 31, 2021 verified as of Jun 1, 2021 at 09:25 AM

Data in this report are provisional and subject to change.

The numbers in the table below represent the number of Florida and non-Florida residents for whom test results were received by the Department of Health. A person can be tested by more than one laboratory and can have both positive and negative results. **Therefore, the sum of the numbers in each column will be larger than the total number of people tested.**

Reporting lab	Inconclusive	Negative	Positive	Percent positive	Total
The Carrington		1			1
ST. PETERSBURG PEDIATRICS-SEMINOLE			1	100%	1
AdventHealth Care Center Zephyrhills North			1	100%	1
PALACE CARE AND REHAB		1			1
KROGER 785 - THE LITTLE CLINIC DIXIE HWY		1			1
St. Ann Rehabilitation and Nursing Center		1			1
BLUE RIDGE URGENT CARE MORGANTON			1	100%	1
TRANSYLVANIA REGIONAL HOSPITAL LAB			1	100%	1
EAST END PEDIATRICS		1			1
SHAH			1	100%	1
Chatsworth Health Care		1			1
Imperial Healthcare Centre			1	100%	1
SARASOTA MEMORIAL HOSPITAL		1			1
BROWNSVILLE ADULT AND PEDIATRIC CLINIC			1	100%	1
TRANSCEND PERFORMANCE AND LIFESTYLE INSTITUTE			1	100%	1
PENSACOLA PRIMARY CARE INC		1			1
SOFFER HEALTH INSTITUTE			1	100%	1
PUBLIC HEALTH LABORATORIES			1	100%	1
PRO-GENEX LABORATORIES			1	100%	1
Medilodge of Midland		1			1
CONWAY - SHERWOOD URGENT CARE			1	100%	1
LEXINGTON HOSPITAL CORPORATION			1	100%	1
JOHN HOPKINS WELLNESS CENTER PEPSICO			1	100%	1
EMERALD HEALTH CARE		1			1
CARENOW URGENT CARE-HENDERSONVILLE		1			1
MID-SOUTH URGENT CARE, PLLC			1	100%	1
CAREAGE PLASTIC SURGERY			1	100%	1
FOUNTAIN VALLEY REGIONAL HOSPITAL & MEDICAL CENTER			1	100%	1
WATERMAN VILLAGE HOME CARE			1	100%	1
LOWER KEYS COMMUNITY HEALTH CENTER			1	100%	1
NAVARRO MEDICAL CENTERS LLC			1	100%	1
BETTERMED URGENT CARE-SHORT PUMP		1			1
NORTHCREST PHYSICIAN SERVICES INC		1			1
DR BAWA AND ASSOCIATES			1	100%	1
PRIMEX CLINICAL LABORATORIES INC			1	100%	1
AHC Dyersburg		1			1
PRIME CARE FAMILY MEDICINE			1	100%	1
SHARP CHULA VISTA MEDICAL CENTER			1	100%	1
PEDIATRIC ASSOCIATES - JACKSONVILLE			1	100%	1
SEARHC HAINES MEDICAL CLINIC		1			1
Avera Sr. James Care Center		1			1
PARKVIEW REGIONAL MEDICAL CENTER			1	100%	1
COLER REHABILITATION AND NURSING CARE		1			1
BETHESDA ON TURKEY CREEK			1	100%	1
WEST COAST CLINICAL LABS INC			1	100%	1
MOUNT SINAI COMPREHENSIVE CANCER CENTER			1	100%	1
HHCS PHARMACY INC			1	100%	1

COVID-19: testing by laboratory

Data through May 31, 2021 verified as of Jun 1, 2021 at 09:25 AM

Data in this report are provisional and subject to change.

The numbers in the table below represent the number of Florida and non-Florida residents for whom test results were received by the Department of Health. A person can be tested by more than one laboratory and can have both positive and negative results. **Therefore, the sum of the numbers in each column will be larger than the total number of people tested.**

Reporting lab	Inconclusive	Negative	Positive	Percent positive	Total
Kroger 83 - The Little Clinic Rock Road		1			1
AUGUSTA HEALTH CLINICAL LABORATORY			1	100%	1
HOUSTON DEPARTMENT OF HEALTH AND HUMAN SERVICES			1	100%	1
BIOLOGICAL AND CHEMICAL EMERGENCIES LABORATORY			1	100%	1
M.D. ANDERSON CANCER CENTER			1	100%	1
CCR MEDICAL CENTER, LLC			1	100%	1
Crowne Place Assisted Living		1			1
COLLIER BLVD HMA PHYSICIANS MANAGEMENT LLC			1	100%	1
MACKINAC STRAITS LONG TERM CARE UNIT		1			1
EVERLYWELL DIAGNOSTICS			1	100%	1
Walgreens #12271		1			1
ABINGTON MEMORIAL HOSPITAL			1	100%	1
DOCTORS CARE - GREER		1			1
CENTRAL TX MEDICAL CENTER - LAB			1	100%	1
TANGLEWOOD MANOR		1			1
CHESAPEAKE REGIONAL MEDICAL CENTER			1	100%	1
Encompass Health Rehab Hosp Alexandria		1			1
EMERGENCE MEDICINE			1	100%	1
MISSION HOSPITAL			1	100%	1
MEDICAL CENTER			1	100%	1
APPLECARE BRUNSWICK			1	100%	1
Kroger 419 - The Little Clinic Farmington/Exeter		1			1
CFCH - FROSTPROOF			1	100%	1
LAURELS OF NORWORTH		1			1
ANCHOR DIRECT PRIMARY CARE LLC		1			1
WELL KEY HEALTH		1			1
Towne Manor East		1			1
ELKHART GENERAL HOSPITAL			1	100%	1
Bridgeway Care and Rehabilitation Center		1			1
DAYTONA BEACH DIALYSIS			1	100%	1
MEMORIALCARE LONG BEACH MEDICAL CENTER			1	100%	1
BISHOP KEARNEY		1			1
FLAGLER CARE CENTER			1	100%	1
WINTER PARK MEMORIAL HOSPITAL LABORATORY		1			1
SWIFTCARE URGENT CARE, PLLC			1	100%	1
HEBER VALLEY HOSPITAL			1	100%	1
CROWNPOINT HEALTHCARE FACILITY		1			1
AURORA HEALTH CARE METRO INC			1	100%	1
NATION'S BEST CARE HOME HEALTH			1	100%	1
WELLMED AT LONGWOOD			1	100%	1
WEST PARK HOSPITAL PEDIATRICS			1	100%	1
ELDERWOOD AT WAVERLY		1			1
FAMILY MEDICAL CENTRE			1	100%	1
CYPRESS CREEK OUTPATIENT SURGICAL CTR, LLC			1	100%	1
Lakeview Care Center			1	100%	1
Brynwood Health & Rehabilitation Center			1	100%	1
MISSOURI DEPT. OF HEALTH			1	100%	1

COVID-19: testing by laboratory

Data through May 31, 2021 verified as of Jun 1, 2021 at 09:25 AM

Data in this report are provisional and subject to change.

The numbers in the table below represent the number of Florida and non-Florida residents for whom test results were received by the Department of Health. A person can be tested by more than one laboratory and can have both positive and negative results. **Therefore, the sum of the numbers in each column will be larger than the total number of people tested.**

Reporting lab	Inconclusive	Negative	Positive	Percent positive	Total
UT HEALTH RIO GRANDE VALLEY PRIMARY CARE AT			1	100%	1
CITRONELLE HEALTH AND REHABILITATION CENTER		1			1
SUMMIT DETOX INC			1	100%	1
FALKVILLE HEALTHCARE		1			1
QUICKCARE HEALTH, INC			1	100%	1
BROOKDALE FORT MYERS LAKES PARK			1	100%	1
ADVENTHEALTH PHYSICIAN GROUP - APPLEWOOD			1	100%	1
ALLIANCE LABORATORY SERVICES			1	100%	1
DISCOVERY AT HOME, LLC			1	100%	1
Rio Grande City Nursing and Rehab Center			1	100%	1
ARBOR TERRACE AT CITRUS PARK			1	100%	1
WALGREENS #9340		1			1
CARE STATION MEDICAL GROUP		1			1
TEXAS HEALTH ARLINGTON MEMORIAL		1			1
CHILTON MEDICAL CENTER		1			1
ACUTE AND COMMUNICABLE DISEASE PREVENTION			1	100%	1
LIFEWORCS WELLNESS CENTER LLC		1			1
Keller Landing Center		1			1
OMAHA VA MEDICAL CENTER			1	100%	1
MADISON REHABILITATION HOSPITAL		1			1
Brookdale Southside			1	100%	1
Longwood Community Living Center		1			1
PEDRO MENENDEZ HEALTH CENTER AT ST JOHNS			1	100%	1
VALUE DRUG STORES INC		1			1
CVS TX8990POCT HELOTES		1			1
Kittanning Care Center		1			1
FAIRVIEW SOUTHDAL			1	100%	1
BAYLOR SCOTT & WHITE MEDICAL SURGICAL CLINIC			1	100%	1
CLERMONT PEDIATRICS, PA			1	100%	1
COLOMBO'S PHARMACY		1			1
HYDE PARK MEDICAL CENTER		1			1
MAT-SU REGIONAL MEDICAL CENTER		1			1
WALGREENS #4086		1			1
Seacrest Village		1			1
CHILDREN'S AT SATELLITE BOULEVARD URGE		1			1
GENERATIONS CENTER OF SPENCER		1			1
MEDEXPRESS URGENT CARE - HAMILTON SQUA		1			1
Kroger 353 - The Little Clinic Harpers Point		1			1
CARESPOT - LEE VISTA			1	100%	1
PALMETTO ARTIFICIAL KIDNEY CENTER			1	100%	1
CAPE CANAVERAL HOSP			1	100%	1
AFC URGENT CARE SWAMPSCOTT			1	100%	1
MEADOWS PARK HEALTH AND REHABILITATION		1			1
FRESENIUS KIDNEY CARE HILLSBOROUGH			1	100%	1
INTERNAL MEDICINE OF SOUTHWEST FLORIDA			1	100%	1
PERRY COUNTY NURSING HOME		1			1
UPMC NORTHWEST HOSPITAL			1	100%	1

COVID-19: testing by laboratory

Data through May 31, 2021 verified as of Jun 1, 2021 at 09:25 AM

Data in this report are provisional and subject to change.

The numbers in the table below represent the number of Florida and non-Florida residents for whom test results were received by the Department of Health. A person can be tested by more than one laboratory and can have both positive and negative results. **Therefore, the sum of the numbers in each column will be larger than the total number of people tested.**

Reporting lab	Inconclusive	Negative	Positive	Percent positive	Total
Manor Care Health Services			1	100%	1
GEORGETOWN URGENT CARE			1	100%	1
C V S / PHARMACY #833		1			1
Fairhope		1			1
RESOURCE PATH LLC			1	100%	1
Royal Palm Beach Health and Rehab Center			1	100%	1
WEST VALLEY MEDICAL CENTER		1			1
SAINT LEO UNIVERSITY INCORPORATED			1	100%	1
ADVOCATE GOOD SAMARITAN			1	100%	1
TENNOVA HEALTHCARE - CLEVELAND			1	100%	1
SHRIVERS PHARMACY AND WELLNESS CENTER			1	100%	1
LANTANA HC LAB			1	100%	1
Mayfair Village Nursing Care Center		1			1
KISSIMMEE HOME TRAINING		1			1
DUKE UNIVERSITY MEDICAL CENTER			1	100%	1
FOUR FREEDOMS DIALYSIS			1	100%	1
Kroger 805 - The Little Clinic Lewis Center		1			1
NEMOUR'S CHILDREN'S CLINIC			1	100%	1
COMMUNITY HOSPITAL SOUTH			1	100%	1
CITYDOC URGENT CARE			1	100%	1
FLORIDA FAMILY LABORATORY		1			1
NORTH FLORIDA CHILD DEVELOPMENT, INC			1	100%	1
Medilodge of East Lansing		1			1
MODERN URGENT CARE			1	100%	1
Waddell Nursing & Rehab Center		1			1
LITTLE HOUSE PEDIATRICS			1	100%	1
Heartland Health Care Center Jacksonville			1	100%	1
ROSEN MEDICAL CENTER AT ROSEN COLLEGE CAMPUS			1	100%	1
OMC PRIMARY CARE - HOSPITAL CAMPUS			1	100%	1
Higland Pointe Health and Rehabilitation center		1			1
EVEXIA DIAGNOSTICS			1	100%	1
PUBLIX PHARMACY #1114			1	100%	1
MEMORIAL HERMANN KATY HOSPITAL			1	100%	1
MANHATTAN EYE EAR AND THROAT HOSPITAL		1			1
PM PEDIATRICS OF POMPTON PLAINS		1			1
Kroger 523 - The Little Clinic Dickson			1	100%	1
CHI MEMORIAL HOSPITAL CHATTANOOGA			1	100%	1
FANNIN REGIONAL HOSPITAL			1	100%	1
ST CHARLES REDMOND LABORATORY		1			1
WEST VIRGINIA UNIVERSITY HOSPITALS			1	100%	1
RCP OF MEMORIAL WEST			1	100%	1
777 URGENT CARE			1	100%	1
CARENOW URGENT CARE-MURFREESBORO			1	100%	1
Baptist Heath Care Center		1			1
NORTHERN LIGHT CHARLES A DEAN HOSPITAL			1	100%	1
Kroger 629 - The Little Clinic Cartersville, GA Hwy 41		1			1
LAKE URGENT CARE			1	100%	1

COVID-19: testing by laboratory

Data through May 31, 2021 verified as of Jun 1, 2021 at 09:25 AM

Data in this report are provisional and subject to change.

The numbers in the table below represent the number of Florida and non-Florida residents for whom test results were received by the Department of Health. A person can be tested by more than one laboratory and can have both positive and negative results. **Therefore, the sum of the numbers in each column will be larger than the total number of people tested.**

Reporting lab	Inconclusive	Negative	Positive	Percent positive	Total
ORMC-ARDEN/EOI			1	100%	1
MAIN LAB			1	100%	1
PIONEER CLINICAL RESEARCH LLC			1	100%	1
ASUNCION HOME HEALTH CARE CORP			1	100%	1
PRIORITY TOXICOLOGY LABORATORIES			1	100%	1
CROSS CREEK HEALTH CARE		1			1
PASTEUR MEDICAL CENTER LLC		1			1
QUICK FAMILY URGENT CARE LLC			1	100%	1
PORTSMOUTH REG. HOSPITAL			1	100%	1
HEALTHALLIANCE HOSPITAL LABORATORY		1			1
COVENANT HEALTH		1			1
MEDICAL SPECIALISTS OF THE PALM BEACHES INC			1	100%	1
BUENA VENTURA LAKES DIALYSIS			1	100%	1
ALL PEDIATRIC CARE PA			1	100%	1
CARDIOLOGY AND FITNESS MEDICINE		1			1
Montgomery Place		1			1
GOOD SAMARITAN SOCIETY - DE SMET		1			1
ACUPATH LABORATORIES INC			1	100%	1
TMH PHYSICIAN PARTNERS			1	100%	1
NORTHEAST TEXAS DIALYSIS		1			1
Chillicothe VAMC			1	100%	1
ADVANTA LABS, LLC		1			1
PowerBack Piscataway Center		1			1
Alexandria Place		1			1
DOCTORS HEARING			1	100%	1
ASHLEY PEDICATRICS DAY AND NIGHT CLINIC			1	100%	1
PHYSICIANS ASSOCIATES			1	100%	1
DECATUR MORGAN HOSPITAL - DECATUR GENE		1			1
BMC/NASSAU			1	100%	1
GOOD SHEPHERD HEALTH SYSTEM			1	100%	1
BENEWAH COMMUNITY HOSPITAL		1			1
PEDIATRIC ASSOCIATES OF ORLANDO			1	100%	1
Piedmont Crossing		1			1
THE READING HOSPITAL AND MEDICAL CENTER			1	100%	1
DIXIE COUNTY JAIL			1	100%	1
Kroger 923 - The Little Clinic Centerville		1			1
MY URGENT CARE CLINIC			1	100%	1
CHILDREN'S HOSPITAL OF CHICAGO			1	100%	1
LSU MEDICAL CENTER			1	100%	1
EKVAHCS Colmery-Oneil VAMC		1			1
LAKEVIEW REGIONAL HOSPITAL			1	100%	1
SACRED HEART HEALTH SYSTEM- MIDWIFE PROGRAM			1	100%	1
SOUTHWEST FLORIDA DIVISION LAB			1	100%	1
Shoreline Care Center			1	100%	1
DIMMIT REGIONAL HOSPITAL			1	100%	1
SUN DISCOUNT PHARMACY			1	100%	1
MEMORIAL URGENT CARE CENTER -			1	100%	1

COVID-19: testing by laboratory

Data through May 31, 2021 verified as of Jun 1, 2021 at 09:25 AM

Data in this report are provisional and subject to change.

The numbers in the table below represent the number of Florida and non-Florida residents for whom test results were received by the Department of Health. A person can be tested by more than one laboratory and can have both positive and negative results. **Therefore, the sum of the numbers in each column will be larger than the total number of people tested.**

Reporting lab	Inconclusive	Negative	Positive	Percent positive	Total
Kroger 825 - The Little Clinic Dorothy Lane		1			1
Kroger 447 - The Little Clinic Lebanon		1			1
KINGMAN REGIONAL MEDICAL CENTER			1	100%	1
Wildwood Healthcare		1			1
Vi at Aventura		1			1
			1	100%	1
SJMC PHYSICIAN SERVICES			1	100%	1
Hillside Rehab and Care Center			1	100%	1
POMPANO BEACH ARTIFICIAL KIDNEY CENTER			1	100%	1
COLUMBUS REGIONAL HOSPITAL			1	100%	1
TAMPA HEALTH CARE PROVIDERS PA		1			1
Kroger 57 - The Little Clinic Jay C Charlestown		1			1
BOND COUNTY HEALTH DEPARTMENT			1	100%	1
Strasburg Care Center		1			1
MAYO HEALTHCARE		1			1
CARESPOT EXPRESS HEALTHCARE BOYNTON BEACH			1	100%	1
BIOMAT ORLANDO		1			1
CHC SOUTHWEST FLORIDA LAB-LIVE			1	100%	1
ARTIS SENIOR LIVING OF DAVIE, LLC		1			1
Roscoe Rehabilitation and Nursing Center		1			1
CAPSTONE REHABILITATION AND HEALTHCARE		1			1
GUIDEWELL SANITAS			1	100%	1
MEDICAL PARK FAMILY CARE, INC		1			1
ALLIANCE MD DIRECT PRIMARY CARE			1	100%	1
ACCESS MEDICAL GROUP OF TAMPA INC			1	100%	1
BAPTIST HOSPITAL FAMILY MEDICINE &			1	100%	1
HEARTLAND KNOLLVIEW MI LLC		1			1
VA Central Western Massachusetts HCS		1			1
AFFILIATED LABORATORIES INC			1	100%	1
NEXTCARE NIFONG			1	100%	1
Elderwood at Lockport		1			1
UNITYPOINT HEALTH TRINITY			1	100%	1
COLUMBIA CREST CARE & RAHAB		1			1
WESTMORELAND REGIONAL HOSPITAL			1	100%	1
CLEVELAND CLINIC AKRON GENERAL			1	100%	1
HEALTH PARTNERS LLC		1			1
Linley Park Rehabilitation & Healthcare Center		1			1
CHI ST VINCENT LITTLE ROCK DIAGNOSTIC CLINIC			1	100%	1
SUREPOINT URGENT CARE PADRE ISLAND			1	100%	1
CVS KS8601POCT OVERLAND PARK			1	100%	1
PACE UNIVERSITY HEALTH CARE		1			1
MEMORIAL HERMANN SOUTHWEST HOSPITAL			1	100%	1
RIVERSIDE COUNTY PUBLIC HEALTH LABORATORY			1	100%	1
ARLINGTON ADULT RESIDENTIAL FACILITY, INC			1	100%	1
HORIZON MEDICAL, INC		1			1
Ranger Care Center			1	100%	1
HIDALGO FAMILY CLINIC			1	100%	1

COVID-19: testing by laboratory

Data through May 31, 2021 verified as of Jun 1, 2021 at 09:25 AM

Data in this report are provisional and subject to change.

The numbers in the table below represent the number of Florida and non-Florida residents for whom test results were received by the Department of Health. A person can be tested by more than one laboratory and can have both positive and negative results. **Therefore, the sum of the numbers in each column will be larger than the total number of people tested.**

Reporting lab	Inconclusive	Negative	Positive	Percent positive	Total
SUMMIT URGENT CARE, LLC			1	100%	1
TRAVERSE CITY OPCO, LLC		1			1
HEALTH FIRST MEDICAL GROUP LLC			1	100%	1
SARHA DOCTORS CENTER			1	100%	1
RESIDENCES AT MIAMI / REIGN GARDENS LLC, THE			1	100%	1
ADVENTHEALTH MEDICAL GROUP PEDIATRICS DIABETES &			1	100%	1
Kroger - KRO70300083			1	100%	1
LAKE AFTER HOURS BRUSLY			1	100%	1
WELLMED AT LINEBAUGH AVE			1	100%	1
MORNING VIEW VILLAGE ASSISTED LIVING		1			1
ADVENT HEALTH MEDICAL GROUP MULTISPECIALTY			1	100%	1
Walgreens #3049		1			1
THE BRENNITY AT TRADITION			1	100%	1
NICKLAUS CHILDREN'S DORAL OUTPATIENT CENTER			1	100%	1
CARE CONNECTIONS AT HOME LLC			1	100%	1
PEDIATRIC PARTNERS OF ZEPHYRHILLS PA			1	100%	1
Life Care Center of Blount County		1			1
LABONE		1			1
SMITH KLINE			1	100%	1
HARMONY HEALTHCARE ORLANDO INC		1			1
Villages of St.Peters		1			1
LANSING URGENT CARE			1	100%	1
Smg/North Jersey Hematology & Oncology		1			1
PHYSICIANS OF CENTRAL FLORIDA			1	100%	1
PALM COAST DRAW STATION/AMERICAN HEALTH ASSOCIATES		1			1
Citadel		1			1
Kroger 500 - The Little Clinic Speedway		1			1
T.J. HEALTH PAVILION			1	100%	1
MOUNT SINAI CORAL GABLES			1	100%	1
ADAPTIVE BIOTECHNOLOGIES			1	100%	1
PEDIATRICS AND FAMILY CARE, LLC			1	100%	1
CARESPOT - OVIEDO			1	100%	1
STEELFUSION CLINICAL TOXICOLOGY LABS			1	100%	1
URGENT CARE CENTER OF PORT ORANGE LLC			1	100%	1
ANY LAB TEST NOW JACKSONVILLE		1			1
DAVITA DIALYSIS-NORTH			1	100%	1
DR PHILLIPS CENTER FOR WELLNESS		1			1
HOME AIDE SVC OF EASTERN NY INC D/B/A		1			1
Davie Nursing & Rehabilitation Center		1			1
PHYSICIANS URGENT CARE			1	100%	1
HEALTH CLINIC,THE		1			1
LAKE WALES DIALYSIS CENTER			1	100%	1
DORNOCH PLACE DEL PRADO		1			1
NOORANI MEDICAL CENTER LLC			1	100%	1
COMMUNITY MEMORIAL HOSPITAL		1			1
BAPTIST HEALTH SURGERY CENTER			1	100%	1
INTERIM HHA OF ST AUGUSTINE INC		1			1

COVID-19: testing by laboratory

Data through May 31, 2021 verified as of Jun 1, 2021 at 09:25 AM

Data in this report are provisional and subject to change.

The numbers in the table below represent the number of Florida and non-Florida residents for whom test results were received by the Department of Health. A person can be tested by more than one laboratory and can have both positive and negative results. **Therefore, the sum of the numbers in each column will be larger than the total number of people tested.**

Reporting lab	Inconclusive	Negative	Positive	Percent positive	Total
Vista Park			1	100%	1
PHYSICIAN ASSOCIATES, LLC			1	100%	1
SILVERMAN			1	100%	1
UMASS MEMORIAL/MARLBORO HOSPITAL			1	100%	1
Excel Care Center			1	100%	1
Cameron VA Clinic			1	100%	1
RAAZI CLINICAL LABORATORY LLC			1	100%	1
Encompass Health Rehab Hosp Harmarville		1			1
SUMMIT URGENT CARE - FAYETTEVILLE		1			1
LEE MEMORIAL HOSPITAL OUTPATIENT SURGERY CENTER			1	100%	1
TMH PHYSICIAN PARTNERS QUINCY			1	100%	1
SARAH BUSH LINCOLN - HEALTH CENTER LABS			1	100%	1
SOUTHEASTERN INTEGRATED MEDICAL PL			1	100%	1
Kroger 532 - The Little Clinic Murfreesboro		1			1
ORAL & FACIAL SURGERY			1	100%	1
EXPRESS CARE OF OCALA			1	100%	1
EAGLE COUNTY HEALTH AND HUMAN SERVICES			1	100%	1
SEGAL INSTITUTE FOR CLINICAL RESEARCH INC			1	100%	1
CARENOW URGENT CARE – SPRING			1	100%	1
SANFORD HEALTH DETROIT LAKES CLINIC		1			1
MEMORIAL MEDICAL CENTER			1	100%	1
INTERNAL MEDICINE EMILIA MURRAY MD PA		1			1
XSTREMEMD			1	100%	1
MISSOURI DEPARTMENT OF HEALTH AND SENIOR SERVICES - STATE PH LAB		1			1
MERITUS MEDICAL CENTER			1	100%	1
PHOENIX MEDICAL CLINIC			1	100%	1
PEDIATRIC SPECIALTY CLINIC COLLIER			1	100%	1
CONSOLIDATED			1	100%	1
COLLINS NURSING HOME		1			1
WW Chem Auto SS			1	100%	1
FIRSTCARE MEDICAL CENTER			1	100%	1
MEDICAL CENTER OF TRINITY - MOB		1			1
BOCA RATON REGIONAL HOSPITAL		1			1
IZ MEDICAL		1			1
SCHUYLER HOSPITAL		1			1
URGENT 202 COX CREEK PKWY		1			1
BROWARD MEDICAL LAB			1	100%	1
WALGREENS #10854		1			1
BAY AREA HOSPITAL LAB & HST		1			1
NEPHRON PHARMACEUTICALS CORPORATION			1	100%	1
LUMICO LIFE INSURANCE COMPANY		1			1
ARKANSAS PUBLIC HEALTH LABORATORY		1			1
Kroger 670 - The Little Clinic Powell		1			1
INDIAN RIDGE		1			1
CONNECTICUT CVS PHARMACY LLC		1			1
RIDGE OPTUM FLORIDA			1	100%	1
COASTAL ER IX, PHYSICIANS PREMIER			1	100%	1

COVID-19: testing by laboratory

Data through May 31, 2021 verified as of Jun 1, 2021 at 09:25 AM

Data in this report are provisional and subject to change.

The numbers in the table below represent the number of Florida and non-Florida residents for whom test results were received by the Department of Health. A person can be tested by more than one laboratory and can have both positive and negative results. **Therefore, the sum of the numbers in each column will be larger than the total number of people tested.**

Reporting lab	Inconclusive	Negative	Positive	Percent positive	Total
Mason Health and Rehab		1			1
ISLANDS ASSISTED LIVING FACILITY,THE			1	100%	1
INLET CONCIERGE MEDICINE			1	100%	1
MIAMI VASCULAR SURGERY			1	100%	1
FINLAY MEDICAL RESEARCH CORP			1	100%	1
AMD			1	100%	1
ST FRANCIS COLLEGE WELLNESS CENTER	1				1
METROPOLITAN METHODIST HOSPITAL			1	100%	1
RIVERVIEW HOSPITAL D/B/A UNIVERSITY	1				1
Kroger 350 - The Little Clinic New Cut Road	1				1
NEMOURS CHILDREN'S PRIMARY CARE, ST CLOUD			1	100%	1
LEHIGH REGIONAL WOUND CENTER			1	100%	1
ADVENTHEALTH IMAGING WINTERGARDEN	1				1
ATHENS LIMESTONE HOSPITAL	1				1
SUNCOAST PRIMARY CARE LLC			1	100%	1
HOSPITAL METROPOLITANO SAN GERMAN			1	100%	1
CARROLL UNIVERSITY STUDENT HEALTH CENTER	1				1
ORCHARD PARK HEALTH CARE AND REHABILITATION CENTER	1				1
LINK PHARMACY LLC	1				1
WALGREENS PHOENIX	1				1
CONVENIENT URGENT CARE			1	100%	1
Aristacare at Cedar Oaks	1				1
JUP Serology SubSection			1	100%	1
GOLDING-GRANADO MEDICAL ASSOCIATES	1				1
Canandaigua VAMC	1				1
SHADY LANE NURSING HOME	1				1
TITUS REGIONAL MEDICAL CENTER			1	100%	1
ATLANTA PLUS URGENT CARE, LLC			1	100%	1
MERRILL GARDENS AT CHAMPIONSGATE			1	100%	1
CVS NY2297002CV NEW YORK			1	100%	1
KENT	1				1
VIRTUA HEALTH AND REHABILITATION	1				1
PHYSICIANS IMMEDIATE CARE			1	100%	1
Kroger 683 - The Little Clinic Foothills Plaza	1				1
Encompass Health Rehab Hosp Salisbury	1				1
HEALTHCARE AND REHAB OF SANFORD			1	100%	1
BETTER U BETTER LIFE WELLNESS LLC			1	100%	1
UF HEALTH FAMILY MEDICINE-GOODBYS CREEK			1	100%	1
SIERRA HEALTH CARE CENTER	1				1
Walgreens #10851	1				1
NORTHEAST BAPTIST HOSPITAL			1	100%	1
STONESPRINGS HOSPITAL CENTER			1	100%	1
Robinson Terrace Rehabilitation and Nursing Center	1				1
FLORIDA ADVANCED MEDICAL AND DERM AESTHETICS LLC			1	100%	1
NORTH MIAMI BEACH SURGICAL CENTER			1	100%	1
BRIDGES AT LIFE CARE CENTER OF OCALA, THE			1	100%	1
VA North May Outpatient Clinic	1				1

COVID-19: testing by laboratory

Data through May 31, 2021 verified as of Jun 1, 2021 at 09:25 AM

Data in this report are provisional and subject to change.

The numbers in the table below represent the number of Florida and non-Florida residents for whom test results were received by the Department of Health. A person can be tested by more than one laboratory and can have both positive and negative results. **Therefore, the sum of the numbers in each column will be larger than the total number of people tested.**

Reporting lab	Inconclusive	Negative	Positive	Percent positive	Total
CORNERSTONE OF RECOVERY INC		1			1
GARDENS PEDIATRICS LAB			1	100%	1
KNOX COMMUNITY HOSPITAL			1	100%	1
BLACK SHEEP MEDICAL			1	100%	1
BEST CHOICE WELLNESS & LABORATORY LLC			1	100%	1
ACCULAB			1	100%	1
COSTAMED GRUPO MEDICO			1	100%	1
MARINA DEL REY HOSPITAL LAB			1	100%	1
MEDEXPRESS URGENT CARE - WAYNESBURG		1			1
THE MEDICAL CENTER AT SCOTTSVILLE			1	100%	1
DYNACARE			1	100%	1
JOHN D. ARCHBOLD MEMORIAL HOSPITAL			1	100%	1
CVS NV9586POCT RENO		1			1
LAKE MARY DIALYSIS			1	100%	1
KAISER PERMANENTE FACTORIA LAB			1	100%	1
THE LITTLE CLINIC, LLC			1	100%	1
NHC PLACE AT COOL SPRINGS		1			1
PERHAM HEALTH		1			1
NLAC SUMMERBIO			1	100%	1
OPTUM OF HIALEAH		1			1
St Mary's d'Youville Pavilion		1			1
Good Samaritan Society - Mountian Lake		1			1
RUBY MEMORIAL HOSP. LAB			1	100%	1
BOCA GENERAL AND FAMILY MEDICINE		1			1
CAN COMMUNITY HEALTH LLC		1			1
PCG MOLECULAR			1	100%	1
DERMDX, DIV OF AURORA DIAGNOSTICS/BERNHARDT LAB		1			1
PROVENA SAINT JOSEPH MEDICAL CENTER			1	100%	1
Monument Health Strugis Care Center		1			1
Spring Gate Rehab and Healthcare Center		1			1
PATHOLOGYT & LAB MEDICINE SERVICES			1	100%	1
FRIO REGIONAL PRIMARY CARE AND URGENT CARE CLINIC			1	100%	1
MASSACHUSETTS DEPARTMENT OF PUBLIC HEALTH			1	100%	1
Oklahoma Methodist Manor			1	100%	1
Kroger 909 - The Little Clinic Hamilton			1	100%	1
PINEVILLE PHARMACY			1	100%	1
PEDIATRIC ASSOC OF JACKSONVILLE PA			1	100%	1
BANNER UNIVERSITY MEDICAL CENTER			1	100%	1
ELKTON TRANSITIONAL CARE CENTER		1			1
ALLIED PHYSICIANS GROUP		1			1
BELMONT VILLAGE AT JOHNS CREEK		1			1
Senior Rehab & Recovery Center at Limestone Health Facility		1			1
GATEWAY FAMILY HEALTH CLINIC			1	100%	1
forest city nursing & rehab center		1			1
ADVENTHEALTH ALTAMONTE SPRINGS EMPLOYEE CLINIC			1	100%	1
Victory Health and Rehabilitation			1	100%	1
Kroger 368 - The Little Clinic Frankfort West		1			1

COVID-19: testing by laboratory

Data through May 31, 2021 verified as of Jun 1, 2021 at 09:25 AM

Data in this report are provisional and subject to change.

The numbers in the table below represent the number of Florida and non-Florida residents for whom test results were received by the Department of Health. A person can be tested by more than one laboratory and can have both positive and negative results. **Therefore, the sum of the numbers in each column will be larger than the total number of people tested.**

Reporting lab	Inconclusive	Negative	Positive	Percent positive	Total
SACRED HEART MEDICAL CENTER			1	100%	1
Whispering Pines Nursing & Rehabilitation Center		1			1
NEW HORIZON PRIMARY CARE LLC			1	100%	1
TAWAS CITY OPCO, LLC		1			1
WESTCOAST FAMILY PRACTICE		1			1
WALGREENS #06887		1			1
MCALLEN MEDICAL CENTER			1	100%	1
NORTHERN NEVADA MEDICAL CENTER			1	100%	1
USC VERDUGO HILLS HOSPITAL			1	100%	1
INNOVATIVE CARE PARTNERS PLLC			1	100%	1
SANTA CLARA VALLEY MEDICAL CENTER			1	100%	1
MDS PHARMA SERVICES		1			1
WALGREENS #10308		1			1
Waters of Covington		1			1
MARTIN MEMORIAL MEDICENTER			1	100%	1
BRIGHAM YOUNG UNIV STUDENT HEALTH CTR			1	100%	1
HONEY BROOK MED INVESTORS LTD/DBA		1			1
WORKCARE, INC GLOBALFOUNDRIES			1	100%	1
EC OPCO GROSSMONT GARDENS, LP			1	100%	1
PUBLIX PHARMACY #1122		1			1
Parkview Care Center			1	100%	1
ENCOMPASS HEALTH REHAB HOSP NEW ENGLAND		1			1
MEDCARE-GARNERS FERRY			1	100%	1
DIXIE REGIONAL MEDICAL CENTER			1	100%	1
STUDENT HEALTH CENTER			1	100%	1
WILLOWBROOKE COURT AT MATTHEWS GLEN		1			1
Kroger 894 - The Little Clinic NEC		1			1
KETAMINE HEALTH CENTERS OF WEST PALM BEACH LLC		1			1
BAPTIST EMERGENCY HOSPITAL - KELLY			1	100%	1
PRIORITY CARE LLC			1	100%	1
LAKE TRAVIS EMERGENCY HOSPITAL			1	100%	1
METRO HEALTH HOSPITAL LABORATORY		1			1
ANMED HEALTH MEDICAL CENTER			1	100%	1
COVE AT THE MARBELLA,THE			1	100%	1
Ramsey Village		1			1
ASSOCIATES MD MEDICAL GROUP INC			1	100%	1
ODESSA MEMORIAL HOSPITAL			1	100%	1
Indian Oaks Living Center		1			1
LRHS Pablo Urgent Care		1			1
SYNERGENE LABORATORY			1	100%	1
CareATC - Columbia College #58		1			1
NORTHWEST COMMUNITY HOSPITAL LABORATORY			1	100%	1
Hempfield Manor		1			1
Sherwood Oaks Health Center			1	100%	1
Kroger 838 - The Little Clinic Fairborn		1			1
MID FLORIDA BIOLOGICALS			1	100%	1
NEW ERA COMMUNITY HEALTH CENTER LLC		1			1

COVID-19: testing by laboratory

Data through May 31, 2021 verified as of Jun 1, 2021 at 09:25 AM

Data in this report are provisional and subject to change.

The numbers in the table below represent the number of Florida and non-Florida residents for whom test results were received by the Department of Health. A person can be tested by more than one laboratory and can have both positive and negative results. **Therefore, the sum of the numbers in each column will be larger than the total number of people tested.**

Reporting lab	Inconclusive	Negative	Positive	Percent positive	Total
PREMISEHEALTH		1			1
FLORIDA ORTHOPAEDIC INSTITUTE SURGERY		1			1
DYNACARE NORTHWEST INC			1	100%	1
WELLSTAR STUDENT SERVICES-MARIETTA CLI		1			1
LEGACY AT HIGHWOODS PRESERVE		1			1
CRUSADER COMMUNITY HEALTH			1	100%	1
SCRIPPS MERCY HOSPITAL			1	100%	1
CDR MAGUIRE – STUART MISSION			1	100%	1
JP MORGAN CHASE HEALTH SERVICES			1	100%	1
BHS PHYSICIAN NETWORK			1	100%	1
PRIME MD OF NAPLES			1	100%	1
FLAGLER PROFESSIONAL HEALTH CARE SERVICES INC		1			1
STEWARD FLORIDA ALF, INC			1	100%	1
RIVERSIDE MEDICAL CENTER		1			1
ALTAMONTE MEDICAL ASSOCIATES PA			1	100%	1
Heartland of Perrysburg		1			1
CUSTOM SCRIPTS PHARMACY		1			1
2504-HOMEWOOD		1			1
Salem Hills Rehabilitation and Nursing Center		1			1
White Oak Manor - Rock Hill		1			1
CENTRAL CAROLINA HOSPITAL			1	100%	1
ST JOHN HOSPITAL & MEDICAL CENTER MICRO			1	100%	1
SANFORD LABORATORIES WATERTOWN			1	100%	1
MEDEXPRESS URGENT CARE-MEADVILLE			1	100%	1
VA NCHCS - Mather Division		1			1
Community Compassion Center of Batesville			1	100%	1
AVERA HEART HOSPITAL OF SD			1	100%	1
Avon Health Center		1			1
Falmouth By The Sea			1	100%	1
BROOKSHIRE, THE			1	100%	1
NEXTCARE POWER			1	100%	1
LABTECH DIAGNOSTICS			1	100%	1
441 URGENT CARE CENTER - BROWNWOOD			1	100%	1
CVS HEALTH FL403109POCT			1	100%	1
RIO GRANDE REGIONAL HOSPITAL FAMILY PRACTICE CLINC			1	100%	1
CVS IN4633POCT GREENFIELD		1			1
DORAL KIDNEY CENTER			1	100%	1
PALMETTO LANDING			1	100%	1
MEMORIAL HERMANN MEDICAL GROUP-ATASCOCITA PEDS			1	100%	1
Piqua Manor		1			1
MEDCARE QUALITY MEDICAL CENTER LLC			1	100%	1
KROGER 915 - THE LITTLE CLINIC ANDERSON			1	100%	1
CENTRAL FLA PEDIATIC URGENT CARE LLC		1			1
HAYS CLINICAL LAB			1	100%	1
PALMETTO CHARTER SCHOOL☐		1			1
NEMOURS CHILDREN’S PRIMARY CARE			1	100%	1
DORA HOME CARE			1	100%	1

COVID-19: testing by laboratory

Data through May 31, 2021 verified as of Jun 1, 2021 at 09:25 AM

Data in this report are provisional and subject to change.

The numbers in the table below represent the number of Florida and non-Florida residents for whom test results were received by the Department of Health. A person can be tested by more than one laboratory and can have both positive and negative results. **Therefore, the sum of the numbers in each column will be larger than the total number of people tested.**

Reporting lab	Inconclusive	Negative	Positive	Percent positive	Total
Peninsula Nursing and Rehabilitation Center		1			1
Calhoun County Medical Care Facility		1			1
CVS MA6466POCT SWANSEA		1			1
AUGUSTA HEALTH SD			1	100%	1
NORTHERN KENTUCKY HEALTH DEPARTMENT			1	100%	1
MYCLINIC, INC			1	100%	1
NULEASE MEDICAL SOLUTIONS			1	100%	1
WINTER GARDEN CHILDREN'S HEALTH CENTERS			1	100%	1
ROSE MEDICAL CENTER LAB			1	100%	1
ADVANCED INDIVIDUALIZED MEDICINE OF NAPLES			1	100%	1
KIDZ FAMILY CARE			1	100%	1
PHYSICIANS LAB INC			1	100%	1
LINCOLN COUNTY MEDICAL CENTER		1			1
Arlington Health and Rehabilitation		1			1
BRIDGEWATER PARK ASSISTED LIVING LLC			1	100%	1
DEPARTMENT OF HEALTH SERVICES			1	100%	1
PRINCIPLE DIAGNOSTICS LLC			1	100%	1
MEDPOST URGENT CARE - CIBOLO			1	100%	1
JAMES A HENRY MD LLC			1	100%	1
WELLMED AT SUN LAKE		1			1
SANFORD HOSPITAL WESTBROOK		1			1
LOUNDY		1			1
BROOKS REHAB			1	100%	1
NORTH COUNTY MEDICAL LAB			1	100%	1
Orange City Nursing and Rehab Center			1	100%	1
Juniper Village at Bucks County		1			1
GATEWAY HEALTHCARE, PC			1	100%	1
NORTH BROWARD MEDICAL CENTER			1	100%	1
LOUISIANA STATE LAB			1	100%	1
ASSOCIATESMD			1	100%	1
Triboro Center		1			1
NEW RIVER HEALTH DISTRICT			1	100%	1
SANTA CRUZ COUNTY HEALTH SERVICES			1	100%	1
Alden Lincoln Park			1	100%	1
EVERGREEN HOSPITAL MEDICAL CENTER LAB			1	100%	1
MALUHIA		1			1
Eddy Memorial Geriatric Center		1			1
Trucare Living Centers - Columbus		1			1
Sarah A. Todd Memorial Home		1			1
USA Healthcare LTC, LLC - Folsom Center for Rehabilitation & Healthca		1			1
ANSWERS RESOURCE FACILITY		1			1
LAKELAND MEDICAL CENTER			1	100%	1
Lopatcong Center		1			1
TUNIS STREET GROUP HOME		1			1
MARION GENERAL HOSPITAL			1	100%	1
Pelican Health Norfolk			1	100%	1
ACCESS TOTAL CARE			1	100%	1

COVID-19: testing by laboratory

Data through May 31, 2021 verified as of Jun 1, 2021 at 09:25 AM

Data in this report are provisional and subject to change.

The numbers in the table below represent the number of Florida and non-Florida residents for whom test results were received by the Department of Health. A person can be tested by more than one laboratory and can have both positive and negative results. **Therefore, the sum of the numbers in each column will be larger than the total number of people tested.**

Reporting lab	Inconclusive	Negative	Positive	Percent positive	Total
SPECIALTY MOLECULAR - DENVER			1	100%	1
BRADENTON EAST INTEGRATIVE MEDICINE			1	100%	1
CLINICAL PATHOLOGY LABORATORIES SOUTHEAST INC			1	100%	1
SUMMERLIN MEDICAL CENTRE			1	100%	1
ASHLEY PEDIATRICS DAY AND NIGHT CLINIC			1	100%	1
LIFECARE MEDICAL CENTER			1	100%	1
ALIMETRIX INC		1			1
ELEMENTS PHARMACY			1	100%	1
PROVIDENCE ST. PATRICK HOSPITAL			1	100%	1
AUBURNDALE DOCTOR TODAY			1	100%	1
RANDOLPH-MACON COLLEGE			1	100%	1
MEMORIAL HOSPITAL MIRAMAR WAIVED TESTING			1	100%	1
LAKELAND REGIONAL HEALTH AUBURNDALE		1			1
UNITED HOSPITAL CENTER LABORATORY			1	100%	1
ACCESS HEALTH CARE PHYSICIANS, LLC		1			1
EAST TEXAS FAMILY MEDICINE PA			1	100%	1
AMALIA'S COMMUNITY CLINIC, CORP			1	100%	1
LANCASHIRE HALL NURSING AND REHABILITATION CENTER		1			1
VERIFY LABS			1	100%	1
EMERGENCY CARE SERVICES LAB AT JFK MEDICAL CENTER			1	100%	1
SUNRISE HOSPITAL & MEDICAL CENTER-POC TESTING LAB			1	100%	1
CHILDREN'S CLINIC			1	100%	1
GREATER MIAMI DIALYSIS			1	100%	1
SEMA4			1	100%	1
SEASONS HOSPICE AND PALLIATIVE CARE OF			1	100%	1
PANCARE HEALTH - NORTHSIDE ELEMENTARY			1	100%	1
FRESENIUS KIDNEY CARE OF CLERMONT WEST			1	100%	1
UT MD ANDERSON CANCER CENTER-TUMOR MARKER LAB			1	100%	1
BAYSTATE REFERENCE LABORATORY			1	100%	1
PATHLAB SERVICES			1	100%	1
SOUTHVIEW MEDICAL GROUP PC			1	100%	1
CENTRAL FLORIDA HOSPITALIST			1	100%	1
FAIRFAX COUNTY HEALTH DEPT LABORATORY			1	100%	1
PARK AVENUE MEDICAL PROFESSIONALS		1			1
SPACE COAST COMMUNITY PHARMACY			1	100%	1
SANTA ROSA PEDIATRICS			1	100%	1
Lenbrook		1			1
MAGGY PHARMACY INC		1			1
CENTRAL FLORIDA MEDICAL CARE			1	100%	1
CVS AZ69POCT PEORIA		1			1
UT HEALTH RIO GRANDE VALLEY SPECIALTY PEDIATRICS			1	100%	1
SUMMERFIELD SUITES		1			1
DSI LABORATORIES-NAPLES-7TH			1	100%	1
KIDS HEALTH ALLIANCE PA			1	100%	1
INTERNAL MEDICINE GROUP OF CENTRAL FLORIDA			1	100%	1
Acts Manor House		1			1
OKLAHOMA BLOOD INSTITUTE			1	100%	1

COVID-19: testing by laboratory

Data through May 31, 2021 verified as of Jun 1, 2021 at 09:25 AM

Data in this report are provisional and subject to change.

The numbers in the table below represent the number of Florida and non-Florida residents for whom test results were received by the Department of Health. A person can be tested by more than one laboratory and can have both positive and negative results. **Therefore, the sum of the numbers in each column will be larger than the total number of people tested.**

Reporting lab	Inconclusive	Negative	Positive	Percent positive	Total
SUPERKIDS PEDIATRICS			1	100%	1
HEALTHPARTNERS HUDSON CLINIC			1	100%	1
UABC			1	100%	1
BLAKE AT PENSACOLA OPERATION CO, LLC, THE			1	100%	1
THE NEW JEWISH HOME		1			1
STONECREST MEDICAL CENTER		1			1
ST CATHERINE HOSPITAL LABORATORY			1	100%	1
NEWARK WAYNE		1			1
QUINCY DIALYSIS			1	100%	1
BAPTIST HEALTH FLOYD			1	100%	1
PALM BEACH COUNTY HEALTH DEPT.			1	100%	1
MEDCENTER PRIMARY CARE PC			1	100%	1
ENT & ALLERGY ASSOCIATES, LLP - SLEEPY HOLLOW (ABBOTT)		1			1
CLIFTON SPRINGS		1			1
STEVEN J VALENTINO, DO PC		1			1
RED BUG LAKE ROAD OVIEDO COVID			1	100%	1
MERCY URGENT CARE SOUTH			1	100%	1
EDEN HEALTH NOMAD LAB		1			1
BADGER TESTING SERVICES LLC		1			1
Hawthorne House		1			1
CAROMONT HEALTH			1	100%	1
IVAN, MAYA			1	100%	1
HAWAII DEPARTMENT OF HEALTH LAB			1	100%	1
PATIENT FIRST - NEWTOWN ROAD			1	100%	1
Elderwood at Williamsville		1			1
SUNRISE CLINIC SANTA ROSA		1			1
ORMOND BEACH DIALYSIS			1	100%	1
WEST CARVER MEDICAL ASSOCIATES		1			1
NASONCARE LLC			1	100%	1
HENRICO DOCTOR'S LABORATORY			1	100%	1
LAKE COMMUNITY ACTION AGENCY		1			1
CVS AZ3264POCT PHOENIX			1	100%	1
EXCEPTIONAL EMERGENCY CENTER			1	100%	1
PHYSICIANS PRIMARY CARE LEHIGH PEDS			1	100%	1
ADVANCE MD CARE			1	100%	1
NATICK URGENT CARE			1	100%	1
EAST COAST INSTITUTE FOR RESEARCH LLC			1	100%	1
CORDOVA FAMILY PRACTICE			1	100%	1
SAN JOSE CLINIC		1			1
BARNES HEALTH CARE SERVICES			1	100%	1
ENZO LABS INC			1	100%	1
Kroger 907 - The Little Clinic Holland		1			1
FORT HUDSON NURSING CENTER		1			1
CARRINGTON, LLC D/B/A THE CARRINGTON		1			1
BEAUMONT REFERENCE LABORATORY			1	100%	1
CVS OH5458POCT GROVE CITY		1			1
ULTIMATE ANALYSIS LABORATORY			1	100%	1

COVID-19: testing by laboratory

Data through May 31, 2021 verified as of Jun 1, 2021 at 09:25 AM

Data in this report are provisional and subject to change.

The numbers in the table below represent the number of Florida and non-Florida residents for whom test results were received by the Department of Health. A person can be tested by more than one laboratory and can have both positive and negative results. **Therefore, the sum of the numbers in each column will be larger than the total number of people tested.**

Reporting lab	Inconclusive	Negative	Positive	Percent positive	Total
BRETON REHABILITATION & LIVING CENTRE		1			1
UNIVERSITY OF FLORIDA			1	100%	1
Walgreens #19992		1			1
FAIRHAVEN		1			1
Niles Nursing and Rehab. Center		1			1
WELLNOW URGENT CARE-OSWEGO			1	100%	1
EUROFINS VIRACOR			1	100%	1
ROBERT TAYLOR COMMUNITY COMPLEX			1	100%	1
WELLSTREET - AUSTELL		1			1
WOMAN'S HOSPITAL OF TEXAS			1	100%	1
BUFFALO VAMC			1	100%	1
ST LUKE LUTHERAN HOME		1			1
NHC HealthCare St. Charles		1			1
PATIENT FIRST - VOORHEES		1			1
NF Escambia, LLC DBA Olive BranchHealth and Rehabilitaion Center			1	100%	1
ADVANCED CARDIOVASCULAR DIAGNOSTICS OF FL			1	100%	1
RAMBAM URGENT CARE			1	100%	1
ST JOHN'S HOME CARE			1	100%	1
BONNER GENERAL HOSPITAL		1			1
EASTSIDE MEDICAL CLINIC		1			1
SS VASCULAR			1	100%	1
Walgreens #11854			1	100%	1
WATERTOWN URGENT CARE		1			1
HEALTH CHOICES, PLLC		1			1
EDGAR PRICE FAMILY & CHILDREN HEALTHCARE CENTER			1	100%	1
LABORATORIO BUENA SALUD			1	100%	1
Carington Park			1	100%	1
SOUTH GEORGIA HEALTH SYSTEMS			1	100%	1
BLACKBERRY CENTER, THE		1			1
ATHENA PLASTIC SURGERY		1			1
MEDEXPRESS URGENT CARE - PATRICK STREE			1	100%	1
HAVASU REGIONAL MEDICAL CENTER			1	100%	1
CARESPOT - MIAMI GARDENS			1	100%	1
TAMPA GENERAL MEDICAL GROUP LABORATORY HEALTHPARK			1	100%	1
EDWARD HOSPITAL			1	100%	1
RESTORE MEDICAL PARTNERS PLLC			1	100%	1
JOSEPH REINA PHARMACY INC DBA JRX PHAR		1			1
Ernest Childers Outpatient Clinic		1			1
BRUSHY CREEK FAMILY HOSPITAL			1	100%	1
KEYS PEDIATRICS PLLC			1	100%	1
HEART HOSPITAL OF LAFAYETTE: EMERGENCY ROOM			1	100%	1
PM PEDIATRICS OF VIRGINIA			1	100%	1
Kroger 519 - The Little Clinic Staples Mill Road		1			1
LABORATORY SERVICES SGHS - CAMDEN		1			1
CLC of Ripley		1			1
MOBILE INFIRMARY MEDICAL CENTER			1	100%	1
VALLEY VISTA CARE CENTER		1			1

COVID-19: testing by laboratory

Data through May 31, 2021 verified as of Jun 1, 2021 at 09:25 AM

Data in this report are provisional and subject to change.

The numbers in the table below represent the number of Florida and non-Florida residents for whom test results were received by the Department of Health. A person can be tested by more than one laboratory and can have both positive and negative results. **Therefore, the sum of the numbers in each column will be larger than the total number of people tested.**

Reporting lab	Inconclusive	Negative	Positive	Percent positive	Total
ST. JOSEPH MEDICAL CENTER			1	100%	1
FRESENIUS KIDNEY CARE OCALA			1	100%	1
FOUNDCARE HEALTH			1	100%	1
Crowne Health Care of Thomasville		1			1
INTEGRATED GENETICS SEQUENOM		1			1
Portsmouth Health and Rehab			1	100%	1
PARK AVENUE MEDICAL PROFESSIONALS PC		1			1
WEST FLORIDA HOSPITAL LABORATORY			1	100%	1
GINKGO BIOWORKS INC (CONCENTRIC)		1			1
ST. ELIZABETH HEALTHCARE - FLORENCE HOSPITAL			1	100%	1
Regency Square			1	100%	1
PEDIATRIC ASSOCIATES - MIAMI LAKES		1			1
WRIGHT PATTERSON AFB MEDICAL CENTER			1	100%	1
APS-SUMMIT CARE PHARMACY, LLC DBA OMNICARE		1			1
NORDX			1	100%	1
Long Beach Care Center			1	100%	1
WATERS EDGE ELEMENTARY SCHOOL			1	100%	1
WALGREENS #04470		1			1
Perham Living			1	100%	1
FIRST CARE OF GAINESVILLE			1	100%	1
MARQUETTE GENERAL HOSPITAL			1	100%	1
UNITED HEALTHCARE			1	100%	1
PERFECT HEALTH URGENT CARE AND MEDICAL		1			1
Kroger 929 - The Little Clinic Corryville		1			1
BAM INC		1			1
WMC HEALTH GROUP OF KISSIMMEE LLC			1	100%	1
BRITTNEY WHELIHAN IRWIN ARNP LLC			1	100%	1
APOLLOMDX LLC			1	100%	1
PRIME HEALTHCARE SERVICES		1			1
MERCY HOME		1			1
RIVERSIDE REGIONAL MED CENTER			1	100%	1
LUMBERTON HOSPITAL			1	100%	1
VERMONT DEPT OF HEALTH LABORATORY			1	100%	1
West Bay of Tampa Center			1	100%	1
BETHESDA DIALYSIS			1	100%	1
THOMAS HOSPITAL			1	100%	1
PHOENIX PROGRAMS OF FLORIDA INC		1			1
SUNSHINE PEDIATRICS OF LUTz			1	100%	1
OASIS FAMILY RESORT IN THE SPRINGS LLC		1			1
UNIVERSITY OF NORTH CAROLINA HOSPITALS			1	100%	1
BELLMORE PEDIATRICS		1			1
BANNER ESTRELLA MEDICAL CENTER			1	100%	1
CHI ST. LUKE'S HEALTH BCM MEDICAL CENTER			1	100%	1
HOSPITALS OF PROVIDENCE TRANSMOUNTAIN CAMPUS, THE			1	100%	1
PLANT CITY FIRE RESCUE		1			1
CHILTON URGENT CARE			1	100%	1
MEDICAL COLLEGE OF GEORGIA MEDICAL CENTER			1	100%	1

COVID-19: testing by laboratory

Data through May 31, 2021 verified as of Jun 1, 2021 at 09:25 AM

Data in this report are provisional and subject to change.

The numbers in the table below represent the number of Florida and non-Florida residents for whom test results were received by the Department of Health. A person can be tested by more than one laboratory and can have both positive and negative results. **Therefore, the sum of the numbers in each column will be larger than the total number of people tested.**

Reporting lab	Inconclusive	Negative	Positive	Percent positive	Total
GREATER MOBILE URGENT CARE			1	100%	1
Greencroft Goshen		1			1
BUREAU COUNTY HEALTH DEPT			1	100%	1
LYSTER MAIN LAB, FT RUCKER		1			1
St. Mary's Care Center		1			1
DAUGHTERS OF SARAH NURSING CENTER		1			1
Valley View Health and Rehabilitation, LLC		1			1
BARRINGTON TERRACE NAPLES			1	100%	1
Towne Manor West		1			1
PM PEDIATRICS OF BAYSIDE, PLLC		1			1
WELLSTREET-HOLCOMB BRIDGE ROAD		1			1
PINNACLE PAIN CENTER PS DBA LYNX HEALTHCARE		1			1
LEGACY SPECIALTY PHARMACY CORP			1	100%	1
Kroger - KRO70600172		1			1
WATERVIEW HILLS REHABILITATION AND NUR		1			1
SUSAN F. WILLIAMS M.D., P.A.			1	100%	1
ADVANCED DIALYSIS CENTER OF FORT LAUDERDALE			1	100%	1
NORTH FLORIDA FAMILY MEDICINE			1	100%	1
NEW YORK PRESBYTERIAN HOSPITAL			1	100%	1
BAPTIST HEALTH ASI			1	100%	1
ESOTERIC LAB			1	100%	1
TRAFALGAR DIALYSIS			1	100%	1
STATE OF ALASKA			1	100%	1
CLINICAL TRIALS OF TAMPA LLC		1			1
Creekside Center for Rehabilitation and Healing		1			1
NAVAL BRANCH HEALTH CLINIC			1	100%	1
USCG BASE MIAMI BEACH MEDICAL LAB		1			1
BOCA MEDICAL CARE			1	100%	1
OPTIMAL MEDICINE INC		1			1
ABBOTT VASCULAR OCCUPATIONAL HEALTH SE		1			1
Trenton Health and Rehabilitation		1			1
VERITAS GENETICS, INC.			1	100%	1
KODIAK AREA NATIVE ASSOCIATION-KANA			1	100%	1
CAREFIRST URGENT CARE - BEECHMONT			1	100%	1
CURRY HLTH DIST DBA CURRY GENERAL HOSPITAL		1			1
Manorcare Health Services-Oxford Valley		1			1
ATMORE COMMUNITY HOSPITAL			1	100%	1
SOUTH FLORIDA EVALUATION AND TREATMENT		1			1
SOUTHERN FAMILY HEALTH			1	100%	1
HEALTHPLUS			1	100%	1
REGIONAL MED CTR BAYONET POINT			1	100%	1
MERIDIAN MEADOWS TRANSITIONAL CARE		1			1
WINDSOR MANOR			1	100%	1
DE TAR HOSPITAL			1	100%	1
HACKENSACK UNIVERSITY MEDICAL CENTER		1			1
CVS HEALTH NORTH AURORA			1	100%	1
Garden View Care Center at Dougherty Ferry		1			1

COVID-19: testing by laboratory

Data through May 31, 2021 verified as of Jun 1, 2021 at 09:25 AM

Data in this report are provisional and subject to change.

The numbers in the table below represent the number of Florida and non-Florida residents for whom test results were received by the Department of Health. A person can be tested by more than one laboratory and can have both positive and negative results. **Therefore, the sum of the numbers in each column will be larger than the total number of people tested.**

Reporting lab	Inconclusive	Negative	Positive	Percent positive	Total
ABSOLUTE HEALTHCARE			1	100%	1
BRIDGEWAY CENTER INC			1	100%	1
MORNINGSIDE NURSING AND REHABILITATION		1			1
CHI ST ALEXIUS TRANSITIONAL CARE UNIT		1			1
CONVENIENT MEDICAL AND HEALTH SERVICES			1	100%	1
HEBER VALLEY MEDICAL CENTER			1	100%	1
MEMORIAL PHYSICIANS LABORATORY			1	100%	1
Kroger 086 - The Little Clinic Broomfield-Sheridan		1			1
PATHOLOGY ASSOCIATES			1	100%	1
FORT LOUDOUN PRIMARY CARE		1			1
IMMY LABS			1	100%	1
SAINT PETE MRI			1	100%	1
MAIN STREET PHARMACY OF MARCELLUS, INC		1			1
JERSEY SHORE CENTER		1			1
MAYO MEDICAL LABORATORIES			1	100%	1
SPRINGBROOK HOSPITAL			1	100%	1
IVY CREEK HEALTHCARE & WELLNESS CENTRE			1	100%	1
PAUL C SCHWARTZ & MELVIN L WEIDMAN		1			1
MEDIPLUS CLINIC, INC			1	100%	1
Plaza Healthcare			1	100%	1
MEDICAL SPECIALISTS OF THE PALM BEACHES			1	100%	1
SARASOTA MEMORIAL HEALTHCARE			1	100%	1
CONSULATE HEALTH CARE OF VERO BEACH			1	100%	1
MOREHOUSE SCHOOL OF MEDICINE		1			1
HONU	1				1
FRITZINGERTOWN SENIOR LIVING		1			1
CARENOW DENTON			1	100%	1
ARISTACARE AT MANCHESTER		1			1
VELOCITY URGENT CARE - REDMILL			1	100%	1
HOSPICE OF MARION COUNTY INC			1	100%	1
WINTER HAVEN DIALYSIS		1			1
Kroger 682 - The Little Clinic Combs and Gantzel		1			1
ARBOR DIAGNOSTICS, INC		1			1
VALENCIA BRANCH LABORATORY	1				1
ACCURATE HEALTH SERVICES CORP			1	100%	1
INTERFAITH MEDICAL CENTER		1			1
Birchwood Care Center		1			1
Erwin Health Care Center		1			1
FLAGLER COUNTY BOARD OF COUNTY COMMISSIONERS			1	100%	1
BRIAN C GRINER MD LLC			1	100%	1
HARDEE COUNTY FIRE RESCUE		1			1
ANDREWS INSTITUTE AMBULATORY SURGERY CENTER		1			1
Walgreens #5914		1			1
HEALTH FIRST HOME CARE		1			1
FLORHAM PARK ENDOSCOPY CENTER		1			1
North Charlotte VA CBOC		1			1
EILEEN TURBESSI MD PA		1			1

COVID-19: testing by laboratory

Data through May 31, 2021 verified as of Jun 1, 2021 at 09:25 AM

Data in this report are provisional and subject to change.

The numbers in the table below represent the number of Florida and non-Florida residents for whom test results were received by the Department of Health. A person can be tested by more than one laboratory and can have both positive and negative results. **Therefore, the sum of the numbers in each column will be larger than the total number of people tested.**

Reporting lab	Inconclusive	Negative	Positive	Percent positive	Total
UNIVERSITY OF WASHINGTON DEPT OF LAB MEDICINE			1	100%	1
WY RETIREMENT CENTER		1			1
Wrightsville Manor Health and Rehab		1			1
MERCYONE DES MOINES MEDICAL CENTER			1	100%	1
KENNEDY BOULEVARD DIALYSIS			1	100%	1
ALAFAYA WOODS FAMILY MEDICAL CENTER		1			1
Cloverdale Rehabilitation and Nursing Center		1			1
WEST VIRGINIA UNIVERSITY HOSPITALS, INC			1	100%	1
Abernethy Laurels		1			1
INTERNAL MEDICINE ASSOC OF SOUTH FL PA			1	100%	1
WALGREENS #04786		1			1
CVS CA5958POCT EASTVALE		1			1
PRIMARY CARE GROUP LLC		1			1
KINGWOOD EMERGENCY HOSPITAL			1	100%	1
NORTH FLORIDA REGIONAL MEDICAL CENTER EMERGENCY			1	100%	1
FAMILY PRACTICE ASSOCIATES		1			1
Fargo VA Healthcare System		1			1
Victoria Manor		1			1
PCR DIAGNOSTICS			1	100%	1
MICROBIOLOGY DEPARTMENT			1	100%	1
LITTLE COMPANY OF MARY HOSPITAL			1	100%	1
SAN ANTONIO DERMATOLOGY AND MEDICAL SPA			1	100%	1
PRACTITIONERS IN MOTION			1	100%	1
CAPITAL DIAGNOSTICS			1	100%	1
SOUTH BAY HOSPITAL - BLOOD GAS LABORATORY			1	100%	1
CHP COVID-19 (TX)			1	100%	1
ANDERSON MEDICAL		1			1
NSPIRE HEALTHCARE PLANTATION			1	100%	1
MT ST RITA HEALTH CENTRE		1			1
ASHLEY CLINICAL DIAGNOSTIC LABORATORY			1	100%	1
LAMARQUE DIALYSIS			1	100%	1
POETS WALK SARASOTA			1	100%	1
Maplewood of Cheshire County		1			1
SHANNON CLARK OD, PA			1	100%	1
BRANKO D PEJIC MD FAMILY PRACTICE			1	100%	1
TRITENN LLC		1			1
ADVANCED RESEARCH AND DIAGNOSTIC LABORATORY UNIVERSITY OF MINNESOTA			1	100%	1
CERMAK HEALTH SERVICES			1	100%	1
CAREHERE HUDSON BAY			1	100%	1
Birmingham Nursing and Rehabilitation East LLC		1			1
WALGREENS WAYNE			1	100%	1
VELOCITY URGENT CARE - CHIMNEY HILL			1	100%	1
INTERNAL MEDICINE ASSOCIATES		1			1
1ST MED DOTHAN			1	100%	1
APPLECARE URGENT CARE JESUP			1	100%	1
Sunnybrook Rehabilitation Center			1	100%	1
ARIZA WELLNESS CARE LLC			1	100%	1

COVID-19: testing by laboratory

Data through May 31, 2021 verified as of Jun 1, 2021 at 09:25 AM

Data in this report are provisional and subject to change.

The numbers in the table below represent the number of Florida and non-Florida residents for whom test results were received by the Department of Health. A person can be tested by more than one laboratory and can have both positive and negative results. **Therefore, the sum of the numbers in each column will be larger than the total number of people tested.**

Reporting lab	Inconclusive	Negative	Positive	Percent positive	Total
OAKWOOD HOSPITAL - DEARBORN LAB			1	100%	1
DOCTORS MEMORIAL HOSP HOME HEALTH CARE		1			1
FREEPORT ER DOX URGENT CARE		1			1
VISTA DEL SOL MED ASSOC		1			1
Bivins Pointe			1	100%	1
SUMMERFIELD PAIN MANAGEMENT			1	100%	1
ST MICHAEL'S ELITE MEDICAL HOSPITAL			1	100%	1
SUMMIT URGENT CARE LLC		1			1
PROGENESIS INC			1	100%	1
Manassas Health & Rehab			1	100%	1
ADVENTHEALTH MEDICAL GROUP PULMONOLOGY AT		1			1
FAWCETT MEMORIAL HOSPITAL NURSING			1	100%	1
SUPREME MEDICAL GROUP PLLC			1	100%	1
Ravenwood Speciality Care		1			1
El Paso Health Care Center			1	100%	1
OPTI MED PHARMACY		1			1
FOUNDATION LABORATORY			1	100%	1
ST LUKES HOSPITAL LAB			1	100%	1
Baypoint Healthcare Center			1	100%	1
LIFE CARE CENTER OF GWINNETT		1			1
PALM SPRINGS GENERAL HOSPITAL			1	100%	1
PALMS WEST SURGICENTER		1			1
Indianspring of Oakley		1			1
MARTIN MEM FAMILY CARE AT ST LUCIE W			1	100%	1
WAUCONDA CARE		1			1
PUTNAM CO HOSPITAL-D/B/A ASBURY TOWERS		1			1
CVS TN6394POCT BRENTWOOD		1			1
BOTTINEAU GOOD SAMARITAN CENTER		1			1
HILLVIEW TERRACE			1	100%	1
CHRISTIANA HOSPITAL		1			1
GENESIS MEDICAL CENTER OF CORAL SPRINGS INC			1	100%	1
HERITAGE HEALTHCARE CENTER AT TALLAHASSEE			1	100%	1
SONORAN DESERT PATHOLOGY			1	100%	1
Medicalodges Neosho			1	100%	1
Arbors at Streetsboro		1			1
Seal Rock Healthcare		1			1
ST LUKE'S CORNWALL HOSPITAL N			1	100%	1
PATIENT FIRST - CHERRY HILL		1			1
SALEM HOSPITAL REGIONAL LABORATORY		1			1
PALM AVENUE BAPTIST TOWER INC		1			1
BROOKDALE FORT WALTON BEACH			1	100%	1
WESTCHESTER MEDICAL CENTER ADVANCED		1			1
NEW MILFORD HOSPITAL			1	100%	1
TEMPLE TERRACE DIALYSIS			1	100%	1
SAINT JOSEPH'S HOSPITAL AND MEDICAL CENTER		1			1
PALOMAR MEDICAL CENTER			1	100%	1
SEABROOK EMS			1	100%	1

COVID-19: testing by laboratory

Data through May 31, 2021 verified as of Jun 1, 2021 at 09:25 AM

Data in this report are provisional and subject to change.

The numbers in the table below represent the number of Florida and non-Florida residents for whom test results were received by the Department of Health. A person can be tested by more than one laboratory and can have both positive and negative results. **Therefore, the sum of the numbers in each column will be larger than the total number of people tested.**

Reporting lab	Inconclusive	Negative	Positive	Percent positive	Total
BRADENTON CONVENTION CENTER☐			1	100%	1
SOUTH TEXAS HEALTH SYSTEM ER - WARE ROAD			1	100%	1
Eagle Point Health Care Center		1			1
Maple Lane Nursing Home		1			1
ST JOHNS MEDICAL CENTER		1			1
YAKIMA VALLEY FAMILY CLINIC			1	100%	1
ORDRS, INC.			1	100%	1
COVID CLINIC, INC			1	100%	1
KANA MEDICAL			1	100%	1
SMART CHOICE PRIMARY AND URGENT CARE			1	100%	1
CVS IL2297652CV CHICAGO		1			1
Harry S. Truman Memorial Veterans Hospital		1			1
FAIRFIELD MEDICAL CENTER			1	100%	1
HAWAII DEPT OF HEALTH			1	100%	1
SPECIALTY DRUG TESTING			1	100%	1
GUILFORD IMMEDIATE CARE, SYAH, LLC		1			1
METHODIST OLIVE BRANCH HOSPITAL			1	100%	1
CVS IL6789POCT WOODRIDGE		1			1
CVS IL5822POCT MOKENA		1			1
PLANTATION DIALYSIS			1	100%	1
RIVERSIDE PEDIATRIC GROUP, INC		1			1
Lexington Medical Center Extended Care		1			1
BATESVILLE - SHERWOOD URGENT CARE			1	100%	1
WALGREENS #15291		1			1
Broomall Manor		1			1
ADVENTHEALTH MEDICAL GROUP SENIOR HEALTH AT			1	100%	1
CHILDREN'S NATIONAL MEDICAL CENTER			1	100%	1
HILLSBORO MEDICAL CENTER MAIN LABORATO		1			1
UNIVERISTY HOSPITAL			1	100%	1
DIAGNOSTIC GROUP INTEGRATED HEALTHCARE			1	100%	1
PATIENT FIRST - FAIRFAX			1	100%	1
SYNERGY DIALYSIS INC			1	100%	1
The Pines at Poughkeepsie Center for Nursing and Rehabilitation		1			1
AAA MEDICAL TESTING			1	100%	1
BAYCARE OUTREACH LAB AT NEW TAMPA			1	100%	1
CARESOUTH HHA HOLDINGS OF THE TREASURE COAST LLC			1	100%	1
STEPHEN G NELSON MD PA			1	100%	1
WALGREENS # 11165		1			1
SUMMIT COUNTY PUBLIC HEALTH DEPARTMENT			1	100%	1
TRADITIONAL MEDICINE CENTER			1	100%	1
ORANGETOWN PEDIATRICS ASSOCIATES		1			1
Pontotoc Health and Rehab		1			1
WVU MEDICINE AT SUNCREST TOWNE CENTRE			1	100%	1
HALEYVILLE HEALTH CARE CENTER		1			1
TEVAPHARM			1	100%	1
COMMUNITY MEDICAL CENTER-ORANGE CITY		1			1
NEVADA RURAL HOUSING AUTHORITY			1	100%	1

COVID-19: testing by laboratory

Data through May 31, 2021 verified as of Jun 1, 2021 at 09:25 AM

Data in this report are provisional and subject to change.

The numbers in the table below represent the number of Florida and non-Florida residents for whom test results were received by the Department of Health. A person can be tested by more than one laboratory and can have both positive and negative results. **Therefore, the sum of the numbers in each column will be larger than the total number of people tested.**

Reporting lab	Inconclusive	Negative	Positive	Percent positive	Total
CENTRAL FLORIDA ADULT MEDICINE		1			1
FLORIDA HOSPITAL LAB			1	100%	1
DEL PRADO MEDICAL CENTER, INC		1			1
Chestnut Ridge Nursing & Rehab		1			1
SUNCOAST BEHAVIORAL HEALTH CENTER			1	100%	1
TARRANT MEDICAL ASSOCIATES			1	100%	1
SANTA BARABARA ALF LLC (THE WINDSOR)			1	100%	1
LUNA BECK MD & ASSOCIATES PA			1	100%	1
DOCS OUTSIDE THE BOX INC			1	100%	1
MOUNT SINAI MEDICAL CENTER AVENTURA ER			1	100%	1
CURELOGICS WOUND CARE & HYPERBARIC CENTER		1			1
Sanctuary Pointe Nursing & Rehab		1			1
CAMAI COMMUNITY HEALTH CENTER, INC			1	100%	1
Guardian Flight LLC		1			1
MEDCOR, INC			1	100%	1
PATIENT FIRST - TAYLOR ROAD			1	100%	1
BOULDER COMMUNITY HOSPITAL			1	100%	1
JMJ FAMILY PRACTICE			1	100%	1
PEDIATRIC ASSOCIATES - DORAL			1	100%	1
BL DIAGNOSTICS LLC			1	100%	1
SANFORD HOME		1			1
PARK AVENUE PEDIATRICS PC		1			1
MEDCOR AT ROYAL CARIBBEAN			1	100%	1
Signature Healthcare of Georgetown		1			1
Oregon Veterans Home The Dalles		1			1
HEARTLAND OF MARIETTA OH LLC DBA		1			1
PARK LANE NURSING HOME		1			1
CAREWELL 203			1	100%	1
SOUTHWOOD NURSING & RETIREMENT CENTER		1			1
GLEN EAGLE HELATHCARE & REHAB		1			1
Kroger 481 - The Little Clinic Houston Levee		1			1
NHC Sequatchie		1			1
SOUTHWOOD HEALTHCARE CENTER		1			1
PHYSICIANS PREMIER ER- CENTRAL AUSTIN			1	100%	1
ODESSA CLINIC			1	100%	1
PEACE HEALTH FAMILY MEDICINE AT 87TH AVE		1			1
Fleetwood Rehabilitation and Healthcare Center		1			1
EMERUS BHS SA WESTOVER HILLS LLC			1	100%	1
THE GROVE HEALTH AND REHAB			1	100%	1
BEAUMONT URGENT CARE		1			1
MEDICAL CENTER AFFILIATES PALM SPRINGS			1	100%	1
NYU LANGONE AMBULATORY CARE LAKE SUCCE		1			1
FIDALAB			1	100%	1
HCR-ManorCare			1	100%	1
BOZEMAN HEALTH BIG SKY MEDICAL CENTER			1	100%	1
COUNTY OF HAMILTON			1	100%	1
UCH LAB			1	100%	1

COVID-19: testing by laboratory

Data through May 31, 2021 verified as of Jun 1, 2021 at 09:25 AM

Data in this report are provisional and subject to change.

The numbers in the table below represent the number of Florida and non-Florida residents for whom test results were received by the Department of Health. A person can be tested by more than one laboratory and can have both positive and negative results. **Therefore, the sum of the numbers in each column will be larger than the total number of people tested.**

Reporting lab	Inconclusive	Negative	Positive	Percent positive	Total
sunrise terrace nursing and rehab center		1			1
Terrace Glen Village		1			1
GENESIS CARE USA OF FLORIDA, LLC			1	100%	1
CHATEAU TERREBONNE HEALTH CARE		1			1
NATIONAL INSTITUTES OF HEALTH CLINICAL CENTER			1	100%	1
Michigan Masonic Home		1			1
Samaritan Keep Home		1			1
REEVES COUNTY HOSPITAL DISTRICT			1	100%	1
FOCUSED CARE AT ALLENBROOK		1			1
CVS IN6536POCT KOKOMO		1			1
DIRECT PRIMARY CARE OF BURLESON			1	100%	1
ELLIOT HOSPITAL			1	100%	1
GIFFORD MEMORIAL HOSPITAL		1			1
PARRISH MEDICAL GROUP			1	100%	1
FAMILY AND INTERNAL MEDICINE ASSOCIATES		1			1
FRESENIUS KIDNEY CARE - BOCA RATON			1	100%	1
CORONA CONCIERGE, LLC		1			1
CAMBRIDGE HEALTH ALLIANCE			1	100%	1
CYPRESS VILLAGE REHAB CENTER		1			1
WELLNESS FEDERAL LABS			1	100%	1
Kingsway Arms Nursing Center		1			1
Luling Living Center		1			1
AFFINITY WALK-IN CLINIC			1	100%	1
LEE MEMORIAL HEALTH SYSTEMS HOME HEALTH		1			1
MEDEXPRESS URGENT CARE-BRENTWOOD		1			1
MULTICARE PHYSICIANS			1	100%	1
MEDEXPRESS URGENT CARE - BENTONVILLE		1			1
KINGWOOD EMERGENCY CENTER			1	100%	1
C V S / PHARMACY #4396		1			1
SPORTS MEDICINE CLINIC - U OF WYOMING			1	100%	1
CVS M08564POCT INDEPENDENCE		1			1
MEDICAL ASSOCIATES OF CARTER		1			1
Heritage of Red Cloud		1			1
SALTZER URGENT CARE			1	100%	1
ORANGE PEDIATRICS PA			1	100%	1
REDSTONE REHABILITATION & NURSING CENT		1			1
BOCA CIEGA CENTER			1	100%	1
Arlington Care Center			1	100%	1
VA Texas Valley Coastal Bend Harlingen HCC		1			1
ALDEN PHARMACY		1			1
LEXINGTON URGENT CARE			1	100%	1
ADVENTHEALTH SENIOR CARE AT ORMOND			1	100%	1
SYCAMORE MEDICAL CENTER-KETTERING HEALTH NETWORK			1	100%	1
AVERA SACRED HEART HOSPITAL			1	100%	1
EXPRESS WALK IN MEDICAL CENTER			1	100%	1
GARDEN VIEW CARE CENTER		1			1
LIFE CARE CENTER OF CLEVELAND		1			1

COVID-19: testing by laboratory

Data through May 31, 2021 verified as of Jun 1, 2021 at 09:25 AM

Data in this report are provisional and subject to change.

The numbers in the table below represent the number of Florida and non-Florida residents for whom test results were received by the Department of Health. A person can be tested by more than one laboratory and can have both positive and negative results. **Therefore, the sum of the numbers in each column will be larger than the total number of people tested.**

Reporting lab	Inconclusive	Negative	Positive	Percent positive	Total
PROGRESSIVE URGENT CARE, PC			1	100%	1
PEDIATRIC PARTNERS ZEPHYRHILLS			1	100%	1
LANGLADE			1	100%	1
CMC MERCY LABORATORY			1	100%	1
MID FLORIDA DERMATOLOGY ASSOCIATES PA			1	100%	1
UC TAMIAMI			1	100%	1
CLERMONT DIALYSIS CENTER LLC			1	100%	1
NEMOURS CHILDREN'S			1	100%	1
GALVESTON COUNTY HEALTH DISTRICT			1	100%	1
TEXAS HEALTH HARRIS METHODIST HOSPITAL			1	100%	1
TOURO HOSPITAL LAB			1	100%	1
WALGREENS #06164		1			1
LAB TEST KENDALL LLC		1			1
ASCARATE DIALYSIS			1	100%	1
Life Care Center of Paradise Valley		1			1
ROSLYN INTERNAL MEDICINE		1			1
CRESTHAVEN			1	100%	1
Kroger 97 - The Little Clinic Hutchinson		1			1
HEALTH DIV OAK RIDGE NATL LABORATORY		1			1
COMMUNITY URGENT CARE PC			1	100%	1
Signature HealthCare of Bowling Green		1			1
Smg At Bridgewater Family Medicine		1			1
Heritage Health of Peru			1	100%	1
WINDROSE HEALTH NETWORK			1	100%	1
RELIANCE HOME HEALTH CARE INC		1			1
SMITH COLLEGE HEALTH SERVICES		1			1
WAYNE COUNTY PUBLIC HEALTH		1			1
TRUCARE LIVING CENTERS - SELMA			1	100%	1
Brakeley Park Center		1			1
OCEANVIEW NURSING AND REHABILITAION CENTER			1	100%	1
BRONSON METHODIST HOSPITAL			1	100%	1
ST JOHN'S MEDICAL CENTER, TETON VILLAGE			1	100%	1
BMC MAYPORT			1	100%	1
GATEWAY LABORATORIES		1			1
HABANA HEALTH CARE CENTER			1	100%	1
BRIDGEWATER AT WATERMAN VILLAGE			1	100%	1
LiveWell		1			1
THE MADEIRA SCHOOL		1			1
SPINE & PAIN CONSULTANT PLLC		1			1
VELOCITY URGENT CARE - LITTLE CREEK			1	100%	1
WYOMING COUNTY DEPARTMENT OF HEALTH		1			1
EMERSON HOSPITAL LABORATORY			1	100%	1
Troy Center for Rehabilitation & Nursing		1			1
CVS TX8337POCT ROCKWALL		1			1
ALLIED PEDIATRICS & FAMILY MEDICINE			1	100%	1
SOUTH DADE NURSING & REHABILITATION CENTER			1	100%	1
PROVIDENCE PORTLAND MEDICAL CENTER		1			1

COVID-19: testing by laboratory

Data through May 31, 2021 verified as of Jun 1, 2021 at 09:25 AM

Data in this report are provisional and subject to change.

The numbers in the table below represent the number of Florida and non-Florida residents for whom test results were received by the Department of Health. A person can be tested by more than one laboratory and can have both positive and negative results. **Therefore, the sum of the numbers in each column will be larger than the total number of people tested.**

Reporting lab	Inconclusive	Negative	Positive	Percent positive	Total
AVON PARK CLUSTER		1			1
MOUNT SINAI CARDIO PRI CARE			1	100%	1
Kingston Care Center of Fort Wayne		1			1
CENTRAL MAINE MED CTR LAB			1	100%	1
ELMCROFT OF TIMBERLIN PARC			1	100%	1
ST FRANCIS MEDICAL CENTER			1	100%	1
AUSTIN ER LLC			1	100%	1
SOUTHEAST MISSOURI HOSPITAL		1			1
Kroger 779 - The Little Clinic Georgetown		1			1
MEMORIAL HOSPITAL AT GULFPORT			1	100%	1
The Evangelical Lutheran Good Samaritan Society Prescott Village		1			1
NEW VISION MEDICAL LABORATORIES			1	100%	1
Kroger 970 - The Little Clinic Westfield			1	100%	1
AMERICAN DRUG TESTING LAB LLC			1	100%	1
BLUFFTON HEALTH CENTER			1	100%	1
DISCOVERY GENOMICS		1			1
MEDTOWN PHARMACY			1	100%	1
BSA PHYSICIANS GROUP, INC D/B/A BSA FAMILY MEDICAL			1	100%	1
Ideal Senior Living Center		1			1
CONCIERGE IV NUTRITION			1	100%	1
BROCK HUGHES MEDICAL CENTER			1	100%	1
NORTHWESTERN MEDICINE DELNOR			1	100%	1
SANFORD CLINIC 32ND AND ELLIS LABORATORY		1			1
TWIN			1	100%	1
FLORIDA CLINICAL LABORATORY INC DBA			1	100%	1
SCRIPTS PLUS INC DBA THE MEDICINE SHOP		1			1
SAINT AGNES MEDICAL CENTER			1	100%	1
PAMC MICRO LAB			1	100%	1
CAREATC - WISCONSIN PIPE-FITTERS			1	100%	1
Metairie Healthcare Center			1	100%	1
SANTA MONICA CA-UCLA MC			1	100%	1
FLAGLER MEDICAL ASSOCIATES PA			1	100%	1
FAMILY INTERNAL MEDICINE OF CLERMONT			1	100%	1
MD TOX LABORATORY			1	100%	1
STORMONT VAIL HOSPITAL			1	100%	1
Kroger 767 - The Little Clinic Beaumont		1			1
TITUSVILLE REHABILITATION AND NURSING CENTER		1			1
FAMILY FIRST WELLNESS		1			1
DAYTON CHILDRENS HOSPITAL LAB			1	100%	1
PARK AVENUE DERMATOLOGY NORTH			1	100%	1
COMMUNITY MEDICAL CARE			1	100%	1
CASS LAKE PHS INDIAN HOSPITAL		1			1
HALIFAX HEALTH PRIMARY CARE			1	100%	1
BAXTER REGIONAL MEDICAL CENTER			1	100%	1
CARENOW MIDTOWN			1	100%	1
EUGENE T FINAN, MD			1	100%	1
Senatobia Healthcare & Rehab		1			1

COVID-19: testing by laboratory

Data through May 31, 2021 verified as of Jun 1, 2021 at 09:25 AM

Data in this report are provisional and subject to change.

The numbers in the table below represent the number of Florida and non-Florida residents for whom test results were received by the Department of Health. A person can be tested by more than one laboratory and can have both positive and negative results. **Therefore, the sum of the numbers in each column will be larger than the total number of people tested.**

Reporting lab	Inconclusive	Negative	Positive	Percent positive	Total
White River Health Care Center		1			1
RED HOOK FAMILY PRACTICE		1			1
NULL			1	100%	1
SUMMER PLACE NURSING & REHABILITATION		1			1
COLE DIAGNOSTICS - BOISE		1			1
Kroger 699 - The Little Clinic Smyrna		1			1
GENESEE COUNTY HEALTH DEPARTMENT		1			1
FAMILY PHYSICIANS OF WINTER PARK, INC			1	100%	1
REELFOOT FAMILY WALK-IN CLINIC		1			1
MEDCOR INC			1	100%	1
PENSACOLA PATHOLOGY		1			1
SOUTHWESTERN VERMONT MEDICAL CENTER			1	100%	1
CHILDRENS SPECIALIST PEDIATRIC PULMMOLOGY &			1	100%	1
GREYSTONE HOME HEALTH OF GREATER ORLANDO LLC		1			1
BASCOM PALMER-MICRO LAB			1	100%	1
ARNOLD PALMER HOSPITAL LAB POCT		1			1
FASTMED-MILL AVENUE			1	100%	1
ADVENTHEALTH MEDICAL GROUP INTERNAL MEDICINE AT MILLS			1	100%	1
CRESTVIEW MED CLIN LAB			1	100%	1
BROWNS HOUSE ASSISTED LIVING FACILITY LLC		1			1
MCR HEALTH VENICE PEDIATRICS			1	100%	1
AIRPORT MEDICAL SOLUTIONS ORLANDO			1	100%	1
WINTER HAVEN WOMEN'S HOSPITAL NURSING SERVICES			1	100%	1
SPEARE MEMORIAL HOSPITAL			1	100%	1
Springdale Village		1			1
BRUNSWICK HEALTH AND REHABILITATION CE		1			1
DR. K PEDIATRICS			1	100%	1
GALESBURG COTTAGE HOSPITAL LABORATORY			1	100%	1
Princeton Place			1	100%	1
DOMINION DIAGNOSTICS			1	100%	1
HALIFAX HEALTH LAB			1	100%	1
PARTNERS IN PRIMARY CARE		1			1
LEE HEALTH KIDS URGENT CARE		1			1
Scepter Rehab and Health care		1			1
NATIONS TOBIN RECREATION CENTER			1	100%	1
RAPID URGENT CARE, INC		1			1
WALGREENS_CHICAGO		1			1
LEHIGH PULMONARY ASSOCIATES			1	100%	1
NEW ERA HEALTH CENTER INC		1			1
LAKEWOOD RANCH MEDICAL GROUP LLC			1	100%	1
Kroger 347 - The Little Clinic Tates Creek		1			1
DODGE COUNTY HOSPITAL LABORATORY		1			1
CARENOW URGENT CARE - ANTIOCH		1			1
LAKESIDE MEDICAL CENTER		1			1
MEDICAL CITY NORTH HILLS			1	100%	1
THE EMORY CLINIC AT DELTA-TOC			1	100%	1
SCRIPPS MEDICAL LABORATORY- JEFFERSON			1	100%	1

COVID-19: testing by laboratory

Data through May 31, 2021 verified as of Jun 1, 2021 at 09:25 AM

Data in this report are provisional and subject to change.

The numbers in the table below represent the number of Florida and non-Florida residents for whom test results were received by the Department of Health. A person can be tested by more than one laboratory and can have both positive and negative results. **Therefore, the sum of the numbers in each column will be larger than the total number of people tested.**

Reporting lab	Inconclusive	Negative	Positive	Percent positive	Total
TRAVIS LEE THOMPSON MD			1	100%	1
WEST PALM BEACH PHARMACEUTICALS LLC			1	100%	1
PRISMA HEALTH TUOMEY LABORATORY			1	100%	1
CARESTAT HOSPICE SERVICES			1	100%	1
HEALTH AND HOPE CLINIC INC			1	100%	1
SHARP GROSSMONT HOSPITAL LABORATORY			1	100%	1
Mission Arch Center		1			1
SOLARIS HEALTHCARE PLANT CITY		1			1
Maniilaq Health Center		1			1
PHI LIFE SCIENCES			1	100%	1
NORTH PALM CHIDRENS PHYSICIANS			1	100%	1
Vibrallife of El Paso Rehabilitation Center			1	100%	1
NORTH SHORE HEMATOLOGY-ONCOLOGY ASSOCIATES PC		1			1
WAYCROSS INTRTNAL MEDICINE			1	100%	1
HUGH CHATHAM FAMILY MEDICINE INDEPENDENCE		1			1
ACCESS FAMILY CARE LLC			1	100%	1
THEDACARE FAMILY MEDICINE GATEWAY			1	100%	1
SIGNATURE HEALTHCARE BROCKTON HOSPITAL			1	100%	1
ST ROSE DOMINICAN HOSPITAL LAB-ROSE DE LIMA CAMPUS			1	100%	1
USF PHYSICIANS GROUP			1	100%	1
US PUBLIC HEALTH SERVICE HOSPITAL			1	100%	1
NORTHSIDE FAMILY MEDICINE AND URGENT CARE (MIDTOWN)		1			1
SOUTHWEST ORLANDO FAMILY MEDICINE, PL			1	100%	1
EIELSON AFB 354TH MEDICAL GROUP/BASSETT ARMY COMMUNITY HOSPITAL		1			1
SAMSON MEDICAL CLINIC			1	100%	1
TCPA CLINICAL LABORATORIES			1	100%	1
MEMORIAL HOSPITAL - BELLEVILLE			1	100%	1
HEALTHCARECLINICS			1	100%	1
Schenectady Center for Rehabilitation & Nursing		1			1
WALGREENS #5790			1	100%	1
Wexner Heritage House			1	100%	1
VillageCare Rehabilitation and Nursing Center		1			1
ACCESS TOTAL CARE - PORTLAND			1	100%	1
STAYING HEALTHY MEDICAL SERVICES			1	100%	1
Mercy Manor Transition Center			1	100%	1
FRANKLIN CBOC			1	100%	1
Dugan Memorial Home		1			1
COMMUNITY HOSPITALS INDIANAPOLIS			1	100%	1
NORTHWEST FLORIDA SPECIALTY PHYSICIANS LLC		1			1
REGENTS PARK OF JACKSONVILLE			1	100%	1
LOUIS STOKES CLEVELAND VA MEDICAL CENTER			1	100%	1
Kroger 126 - The Little Clinic Cottonwood		1			1
PINNACLE DIALYSIS		1			1
NORTON SOUND REGIONAL HOSPITAL - LAB		1			1
EAST FL CORE LAB			1	100%	1
ADAMS COUNTY HEALTH DEPARTMENT			1	100%	1
NORTH RIVER FAMILY HEALTH CENTER			1	100%	1

COVID-19: testing by laboratory

Data through May 31, 2021 verified as of Jun 1, 2021 at 09:25 AM

Data in this report are provisional and subject to change.

The numbers in the table below represent the number of Florida and non-Florida residents for whom test results were received by the Department of Health. A person can be tested by more than one laboratory and can have both positive and negative results. **Therefore, the sum of the numbers in each column will be larger than the total number of people tested.**

Reporting lab	Inconclusive	Negative	Positive	Percent positive	Total
MEDEXPRESS URGENT CARE - UNIONTOWN		1			1
TMH CANCER CENTER LABORATORY			1	100%	1
Mountain View Manor			1	100%	1
NEXTCARE ARIZONA LLC DBA NEXTCARE URGENT CARE			1	100%	1
Holly Hill Healthcare Center			1	100%	1
GARDENS AT MAPLEWOOD			1	100%	1
PELICAN STATE OUTPATIENT CENTER			1	100%	1
Glen Haven Health and Rehabilitation LLC		1			1
Wayne County Nursing Home		1			1
PUBLIX PHARMACY # 1236			1	100%	1
AFTER HOURS CARE OF AMERICUS INCORPORA			1	100%	1
BIOMAT USA INC			1	100%	1
STEWART MEDICAL GROUP INC			1	100%	1
EAST TENNESSEE STATE UNIVERSITY		1			1
VISITING PHYSICIAN SERVICES, LLC			1	100%	1
JOSHUA E CHESIR MD		1			1
CARY CLINIC			1	100%	1
ROCK RAPIDS HEALTH CENTRE		1			1
VCU HEALTH SYSTEM AUTHORITY - MCV HOSPITALS			1	100%	1
FELD ENTERTAINMENT			1	100%	1
WELLSTAR KENNESAW MEDICAL CENTER		1			1
SIGNATURE CARE COLLEGE STATION			1	100%	1
ManorCare Yeadon		1			1
Redwood Springs Healthcare			1	100%	1
Kroger 410 - The Little Clinic Trinity		1			1
NOVANT HEALTH GOHEALTH URGENT CARE			1	100%	1
INTERMOUNTAIN CANYONS CLINIC			1	100%	1
METROWEST MEDICAL CENTER - FRAMINGHAM			1	100%	1
NC STATE LAB OF PUBLIC HEALTH			1	100%	1
Elmbrook Home		1			1
SEPULVEDA OUTPATIENT AND NURSING HOME CARE			1	100%	1
C A R E S		1			1
STAMFORD HOSPITAL			1	100%	1
PM PEDIATRICS OF BAYSIDE PLLC - STATEN		1			1
SHANDSCAIR FLIGHT PROGRAM			1	100%	1
INDIANA STATE DEPARTMENT OF HEALTH CLINIC MICROBIOLOGY		1			1
FAIRVIEW HOSPITAL			1	100%	1
MEDLABS OF FLORIDA LLC D/B/A MEDLABS DIAGNOSTICS		1			1
BEAUMONT HOSPITAL, GROSSE POINTE			1	100%	1
ADVANCED URGENT CARE PLLC		1			1
SPRINGVILLE HEALTH CENTER		1			1
Walgreens #17445		1			1
WALGREENS #12624		1			1
SGMC- SMITH NORTHVIEW CAMPUS			1	100%	1
Advanced Health Care of St. George		1			1
ADVENTHEALTH DURAND			1	100%	1
CAPITAL DISTRICT PSYCHIATRIC CENTER		1			1

COVID-19: testing by laboratory

Data through May 31, 2021 verified as of Jun 1, 2021 at 09:25 AM

Data in this report are provisional and subject to change.

The numbers in the table below represent the number of Florida and non-Florida residents for whom test results were received by the Department of Health. A person can be tested by more than one laboratory and can have both positive and negative results. **Therefore, the sum of the numbers in each column will be larger than the total number of people tested.**

Reporting lab	Inconclusive	Negative	Positive	Percent positive	Total
Florence Home		1			1
BAPTIST MEDICAL PLAZA AT MIAMI LAKES DIAGNOSTICS			1	100%	1
VA Tennessee Valley HCS-Nashville Campus			1	100%	1
MEDOR/ACC SYNCHRONY			1	100%	1
EVERGREEN NURSING HOME		1			1
TITAN GENOMICS, LLC			1	100%	1
MEDEX CLINIC LLC			1	100%	1
Kroger 531 - The Little Clinic Waterville		1			1
MOBILE MEDICAL CLINIC			1	100%	1
COVENANT HOSPITAL HOBBS D/B/A COVENANT		1			1
PEDIATRIC URGENT CARE CENTR OF FORT WORTH-LA GRAN			1	100%	1
BETHESDA HEALTH PHYSICIANS GROUP		1			1
HOLYCROSS URGENT CARE AND IMAGING CENTER		1			1
FLORIDA HOSPITAL ORMOND BEACH			1	100%	1
NEXT LEVEL URGENT CARE			1	100%	1
GOOD SAMARITAN HOSPITAL LAB			1	100%	1
LAURELS OF ATHENS, THE		1			1
LADY OF THE SEA HOSPITAL LAB			1	100%	1
SAINT BARNABAS MEDICAL CENTER		1			1
APOLLO ADVANCED HOME HEALTH CORP			1	100%	1
ARGENTINE CARE CENTER		1			1
BAYOU URGENT CARE			1	100%	1
UW MEDICINE MS CENTER			1	100%	1
FAIRLAWN OPCO LLC DBA ARBORS AT FAIRLAWN		1			1
GTC OPCO, LLC		1			1
QUEST INC			1	100%	1
Kroger 682 - The Little Clinic New Holland Market			1	100%	1
HEALTHCARE ASSOCIATES OF IRVING, LLP			1	100%	1
VIVEX/UMTB BIOMEDICAL			1	100%	1
PALM BEACH DIABETES AND ENDOCRINE SPECIALISTS, PA			1	100%	1
Aspire Physical Recovery Center at Cahaba River		1			1
ASSURANCE HEALTHCARE AND COUNSELING CENTER		1			1
WALGREENS #07492			1	100%	1
Kroger 390 - The Little Clinic North College Hill		1			1
MEDSTAR FAMILY CARE		1			1
Brown Nursing Home		1			1
THE LITTLE CLINIC LLC			1	100%	1
OMNI HEALTHCARE URGENT CARE			1	100%	1
PEDRO L ORTEGA MD PA			1	100%	1
HEALTHFORCE PARTNERS INC			1	100%	1
Le Roy Village Green		1			1
St. Anne Home		1			1
MEDEXPRESS URGENT CARE - WILLINGBORO		1			1
CORVALLIS CLINIC PC LAB		1			1
CENTER AT WATERFRONT		1			1
Encompass Health Rehab Hosp Albuquerque		1			1
Kempsville Health and Rehab Center		1			1

COVID-19: testing by laboratory

Data through May 31, 2021 verified as of Jun 1, 2021 at 09:25 AM

Data in this report are provisional and subject to change.

The numbers in the table below represent the number of Florida and non-Florida residents for whom test results were received by the Department of Health. A person can be tested by more than one laboratory and can have both positive and negative results. **Therefore, the sum of the numbers in each column will be larger than the total number of people tested.**

Reporting lab	Inconclusive	Negative	Positive	Percent positive	Total
MIAMI CHILDRENS HOSPITAL MIDTOWN OUTPATIENT CENTER			1	100%	1
FLORIDA MEDICAL CLINIC PA GI			1	100%	1
SKYRIDGE CLINICAL ASSOCIATES		1			1
FRONT PORCH PEDIATRICS PLLC			1	100%	1
KELLY			1	100%	1
YOUR KIDS URGENT CARE			1	100%	1
HARBOR HOSPITAL			1	100%	1
CHILDREN'S MEMORIAL HOSPITAL			1	100%	1
CLERMONT HEALTH DEPARTMENT			1	100%	1
OPTUM MEDICAL CLINIC IN ROCKRIMMON			1	100%	1
AUSTIN URGENT CARE			1	100%	1
SSC NASHVILLE OPERATING CO LLC D/B/A		1			1
GENEMARKERS LLC			1	100%	1
ACL LABORATORIES			1	100%	1
TRIPLE O RESEARCH INSTITUTE PA			1	100%	1
GEORGE WASHINGTON UNIVERSITY HOSPITAL			1	100%	1
HOSPITAL SISTERS HEALTH SYSTEM (HSHS)			1	100%	1
MEDLAB2020, INC			1	100%	1
Redstone Highlands			1	100%	1
ADVENTHEALTH MEDICAL GROUP OBSTETRICS AND			1	100%	1
SKIN AND CANCER ASSOCIATES LLP		1			1
ST MARY'S OF SAGINAW		1			1
HARDIN HEALTH INC		1			1
Arch Plaza Nursing and Rehabilitation Center			1	100%	1
TOMAH HEALTH			1	100%	1
JUPITER MEDICAL CENTER INC			1	100%	1
CERMAK IMMEDIATE CARE			1	100%	1
CANDLER HOSPITAL			1	100%	1
BRADEN CLINIC		1			1
Sage Bluff Health & Rehabilitation Center		1			1
VA OPTOMETRY CLINIC			1	100%	1
SAPLING GROVE URGENT CARE		1			1
CACERES SPECIALIZED GYNECOLOGY		1			1
Erie VAMC		1			1
THE HEART HOSPITAL BAYLOR PLANO			1	100%	1
HERITAGE SHADYSIDE		1			1
Florence Nursing and Rehabilitation Center		1			1
GARNET HEALTH URGENT CARE		1			1
MEDEXPRESS URGENT CARE - CABOT			1	100%	1
ATRIA TAMARAC			1	100%	1
METROPOLITAN			1	100%	1
VISTA LAKE ASSISTED LIVING			1	100%	1
MERCY - NORTH IOWA			1	100%	1
ANDERSON FAMILY MEDICINE			1	100%	1
JAX FAMILY CARE		1			1
BEVERLY ADVANCED PRACTICE NURSING		1			1
MT CARMEL NURSING HOME		1			1

COVID-19: testing by laboratory

Data through May 31, 2021 verified as of Jun 1, 2021 at 09:25 AM

Data in this report are provisional and subject to change.

The numbers in the table below represent the number of Florida and non-Florida residents for whom test results were received by the Department of Health. A person can be tested by more than one laboratory and can have both positive and negative results. **Therefore, the sum of the numbers in each column will be larger than the total number of people tested.**

Reporting lab	Inconclusive	Negative	Positive	Percent positive	Total
DU QUOIN NURSING & REHABILITATION CENTER LLC		1			1
CAPITAL HEALTH PLAN - GOVERNORS SQUARE			1	100%	1
ORCHID TERRACE		1			1
Brownwood Nusing & Rehabilitation		1			1
BEAUMONT HOSPITAL			1	100%	1
BAYFRONT HEAL WOUND CARE AND HYPERBARIC CENTER			1	100%	1
ER NEAR ME HULEN		1			1
ONE HEALTH LABS		1			1
Ash Flat Healthcare and Rehabilitation Center			1	100%	1
PALM BREEZE DIALYSIS			1	100%	1
SURGERY CENTER, THE			1	100%	1
FLORIDA HOME HEALTH			1	100%	1
JACKSON MADISON CO. GEN. HOSPITAL			1	100%	1
HUNEYCUTT FAMILY PRACTICE			1	100%	1
325		1			1
PEACHEALTH LABORATORIES		1			1
ORLANDO PHYSICIAN NETWORK		1			1
FLORIDA HEALTH CARE MEDICAL GROUP		1			1
FAMILY DERMATOLOGY OF NORTH FLORIDA			1	100%	1
SUMMIT HEALTHCARE REGIONAL MEDICAL		1			1
CLEVELAND CLINIC OHIO LABORATORIES			1	100%	1
NORTHWESTERN UNIVERSITY HEALTH SERVICE			1	100%	1
HENRY FORD HOSPITAL			1	100%	1
BRIDGEPORT EXPRESS CARE			1	100%	1
MONMOUTH MEDICALC ENTER		1			1
HORIZON MEDICAL CENTER			1	100%	1
Dupage Care Center			1	100%	1
1ST CALL PRIMARY CARE LLC			1	100%	1
CONCENTRA - TAMPA EAST		1			1
COUPEVILLE SCHOOL DISTRICT #204		1			1
GIBSON AREA PRIMARY CARE			1	100%	1
COLORADO MOUNTAIN MEDICAL, LLC			1	100%	1
Diversicare of Smyrna		1			1
CROZER-CHESTER MEDICAL CENTER			1	100%	1
PEDIATRIC PARTNERS			1	100%	1
JOHNSON & JOHNSON VISION CARE-VISTAKON			1	100%	1
ST FRANCIS URGENT CARE LLC			1	100%	1
STEPHENS COUNTY HOSPITAL			1	100%	1
FLORIDA CLINICAL RESEARCH CENTER, LLC			1	100%	1
FAYETTE MEDICAL CENTER LAB		1			1
MCG HOSPITALS AND CLINICS			1	100%	1
NEW AMSTERDAM DRUG MART INC		1			1
REFERENCE LABORATORY			1	100%	1
LIMA MEMORIAL HOSPITAL			1	100%	1
PULMONARY, CRITICAL CARE AND SLEEP DISORDERS INSTITUTE OF SOUTH FLORID			1	100%	1
CAREWELL URGENT CARE FITCHBURG			1	100%	1
WYOMING OPCO, LLC DBA MEDILODGE OF WYO		1			1

COVID-19: testing by laboratory

Data through May 31, 2021 verified as of Jun 1, 2021 at 09:25 AM

Data in this report are provisional and subject to change.

The numbers in the table below represent the number of Florida and non-Florida residents for whom test results were received by the Department of Health. A person can be tested by more than one laboratory and can have both positive and negative results. **Therefore, the sum of the numbers in each column will be larger than the total number of people tested.**

Reporting lab	Inconclusive	Negative	Positive	Percent positive	Total
OCALA REGIONAL DIALYSIS- NORTH			1	100%	1
QUALITY CLINICAL LAB LLC			1	100%	1
PREMIER HEALTH CARE INC			1	100%	1
UNIVERSITY OF SOUTH FLORIDA			1	100%	1
HOLLAND COMMUNITY HOSPITAL		1			1
BAYMEADOWS PEDIATRIC CARE		1			1
Memorial Health Care Center			1	100%	1
SANITAS RESEARCH LLC			1	100%	1
Kroger 397 - The Little Clinic Frankfort East		1			1
SWEDISH EDMONDS LABORATORY			1	100%	1
NEXTCARE NOGALES			1	100%	1
CONCENTRA - OCALA		1			1
Bethel Lutheran Nursing & Rehabilitation Center		1			1
MT SINA1 HOSPICE			1	100%	1
WOOD COUNTY HEALTH DEPARTMENT			1	100%	1
IC LABS			1	100%	1
MIAMI-DADE COUNTY HEALTH DEPT.		1			1
Walgreens #9121		1			1
ROSE HAVEN NURSING CENTER		1			1
Livingston County Center for Nursing and Rehabilitation		1			1
CARENOW-MONTGOMERY			1	100%	1
MARTIN LUTHER KING RENAL INSTITUTE			1	100%	1
PALMETTO PRIMARY CARE PHYSICIANS			1	100%	1
FREDERICK AVENUE GROUP HOME		1			1
ST JUDE CARE CENTER		1			1
Cornerstone at the Ranch		1			1
Lemont Nursing and Rehab Center			1	100%	1
Good Samaritan Society-Atkinson		1			1
VA ST LOUIS HEALTH CARE SYSTEM			1	100%	1
VIP STARNETWORK		1			1
DILELLA			1	100%	1
WALGREENS #05150		1			1
SUNCOAST RESEARCH GROUP LLC			1	100%	1
CFHC - FROSTPROOF			1	100%	1
PRESTIGE ER			1	100%	1
Masonic Medical Research Institute			1	100%	1
SIPERSTEIN DERMATOLOGY LLC			1	100%	1
DAKOTA PRO FOOTBALL, LLC		1			1
Walgreens #11724		1			1
NORTHWEST TEXAS HEALTHCARE SYSTEM,INC			1	100%	1
ADVANCED CARDIOVASCULAR DIAGNOSTICS PL		1			1
NONA MEDICAL ARTS		1			1
AVANTARA REDFIELD		1			1
SUNCOAST FAMILY MEDICAL ASSOCIATES			1	100%	1
LUTHERAN HAVEN HOME HEALTHCARE		1			1
MGH DEPARTMENT OF PATHOLOGY			1	100%	1
URGENT CARE NORTHWEST		1			1

COVID-19: testing by laboratory

Data through May 31, 2021 verified as of Jun 1, 2021 at 09:25 AM

Data in this report are provisional and subject to change.

The numbers in the table below represent the number of Florida and non-Florida residents for whom test results were received by the Department of Health. A person can be tested by more than one laboratory and can have both positive and negative results. **Therefore, the sum of the numbers in each column will be larger than the total number of people tested.**

Reporting lab	Inconclusive	Negative	Positive	Percent positive	Total
HEART 2 HEART FAMILY PRACTICE			1	100%	1
AVALON NURSING CENTER		1			1
LAURELS OF MT PLEASANT,THE		1			1
RAYMOND F CARON MD			1	100%	1
WESLEY MEDICAL CENTER			1	100%	1
WINCHESTER URGENT CARE, PC		1			1
DEVLIN MANOR NURSING AND REHABILITATION		1			1
WEST FLORIDA MEDICAL CENTER CLINIC			1	100%	1
MARYLAND DEPARTMENT OF HEALTH AND MENTAL HYGIENE			1	100%	1
MOUNTAINVIEW URGENT CARE VALLEY		1			1
BLESSINGS MEDICAL CLINIC, THE			1	100%	1
DR Q PEDIATRICS			1	100%	1
ARTESIAN HOME		1			1
ST JOHN FISHER COLLEGE HEALTH AND WELLNESS		1			1
BAYSHORE DIALYSIS			1	100%	1
MRMC LAB MICRO			1	100%	1
ASSISTED LIVING AT TREZEVANT		1			1
MEDEXPRESS URGENT CARE - LEOMINSTER		1			1
UW MEDICINE CHU LAB			1	100%	1
LABORATORY COPRORATION OF AMERICA			1	100%	1
IHA URGENT CARE - MILAN		1			1
DIVERSICARE OF BIG SPRINGS		1			1
INTERIM HEALTHCARE OF PALM COAST			1	100%	1
Cerenity Senior Care-White Bear Lake		1			1
ANDERSON NURSING CENTER			1	100%	1
Traymore Nursing Center		1			1
BARTLE'S PHARMACY INC			1	100%	1
Raleigh Center (WV)			1	100%	1
TERRELL URGENT CARE			1	100%	1
YOUR HEALTH PEDIATRICS			1	100%	1
LAKE VIEW COURT		1			1
GRAND LIVING			1	100%	1
US LABORATORIES			1	100%	1
AMBRY GENETICS CORP	1				1
INTEGRITY SPINE AND ORTHOPEDICS LLC			1	100%	1
KEY WEST BRANCH MEDICAL CLINIC			1	100%	1
BRISTOL REGINAL MEDICAL CENTER			1	100%	1
HEALTH GUAGE			1	100%	1
INNOVATIVE HEALTH DIAGNOSTIC OF CALIFORNIA			1	100%	1
CATHOLIC MEDICAL CENTER			1	100%	1
INTERIM HEALTHCARE			1	100%	1
MYLAN-SOUTH POINT PA		1			1
REGIONAL MEDICAL CENTER			1	100%	1
PSL JAX BEACH OPERATIONS LLC			1	100%	1
PATIENT FIRST-GENERAL BOOTH			1	100%	1
MEDHELP			1	100%	1
IDAHO HEALTH DEPARTMENT			1	100%	1

COVID-19: testing by laboratory

Data through May 31, 2021 verified as of Jun 1, 2021 at 09:25 AM

Data in this report are provisional and subject to change.

The numbers in the table below represent the number of Florida and non-Florida residents for whom test results were received by the Department of Health. A person can be tested by more than one laboratory and can have both positive and negative results. **Therefore, the sum of the numbers in each column will be larger than the total number of people tested.**

Reporting lab	Inconclusive	Negative	Positive	Percent positive	Total
RIVERTON CBOC			1	100%	1
LOWCOUNTRY URGENT CARE			1	100%	1
D'YOUVILLE SCHOOL OF PHARMACY		1			1
WEST PENSACOLA DIALYSIS CENTER			1	100%	1
RADIANCE HEALTH RX		1			1
MID FLORIDA COMMUNITY SERVICES			1	100%	1
SPRINGFIELD HOSPITAL			1	100%	1
Hinesville VA Clinic		1			1
MEDEXPRESS URGENT CARE - JACKSON		1			1
HOLMES FAMILY PRACTICE PA			1	100%	1
UMC WEST CLINIC			1	100%	1
SPECTRUM LUDINGTON			1	100%	1
KORNBLIT MEDICAL PC		1			1
bishop rehabilitation and nursing center		1			1
URGENT CARE OF KANSAS CITY			1	100%	1
CLEVELAND CLINIC FLORIDA WAIVED			1	100%	1
HCA HOUSTON HEALTHCARE			1	100%	1
Wedgewood Manor		1			1
LP ELIZABETHTON		1			1
HENRICO DOCTORS HOSPITAL LABORATORY			1	100%	1
JOHN H. STROGER, JR. HOSPITAL OF COOK COUNTY			1	100%	1
SUNSHINE FAMILY & WELLNESS CENTER			1	100%	1
CHILDRENS AT NORTH POINT URGENT CARE L		1			1
HEARTLAND NURSING & REHABILITATION		1			1
MIAMI JEWISH DIALYSIS			1	100%	1
PARKVIEW MANOR NURSING HOME		1			1
KEY BISCAYNE PEDIATRIC ASSOCIATES INC			1	100%	1
OCCUPATIONAL HEALTH CENTER		1			1
ManorCare Health Services/ York South		1			1
VITAL CARE			1	100%	1
UNIVERSITY OF ILLINOIS PATHOLOGY LAB			1	100%	1
SELECT SPECIALTY HOSPITAL - ORLANDO SOUTH			1	100%	1
CYPRESS CREEK DIALYSIS CTR			1	100%	1
REHABILITATION CENTER OF SOUTH GEORGIA		1			1
BAYLOR SCOTT AND WHITE MEDICAL CENTER -CENTENTENNIAL			1	100%	1
MIDWEST COVENANT HOME, INC		1			1
Freedom Pointe at The Villages			1	100%	1
UC SAN DIEGO CENTER FOR ADVANCED LABORATORY MEDICINE			1	100%	1
ANDERSON REGIONAL MEDICAL CENTER			1	100%	1
SOPHIA MEDICAL ASSOCIATES, PC			1	100%	1
OMNICARE PHARMACY OF TEXAS 1, LP		1			1
ST. JOSEPH MERCY ANN ARBOR HOSPITAL			1	100%	1
KID CARE PEDIATRICS PA			1	100%	1
APEX HOME HEALTHCARE			1	100%	1
SILVER SPRINGS SHORES DIALYSIS			1	100%	1
Kroger - KR001100688			1	100%	1
WALGREENS #05690		1			1

COVID-19: testing by laboratory

Data through May 31, 2021 verified as of Jun 1, 2021 at 09:25 AM

Data in this report are provisional and subject to change.

The numbers in the table below represent the number of Florida and non-Florida residents for whom test results were received by the Department of Health. A person can be tested by more than one laboratory and can have both positive and negative results. **Therefore, the sum of the numbers in each column will be larger than the total number of people tested.**

Reporting lab	Inconclusive	Negative	Positive	Percent positive	Total
AMBULATORY CARE CLINIC, LLC			1	100%	1
NFRC CLINICAL LAB			1	100%	1
SENTARA AMBULATORY CARE CLINIC			1	100%	1
BREVARD COUNTY JAIL			1	100%	1
Sharon Care Center			1	100%	1
WALGREENS # 12338		1			1
BROOKS COUNTY HOSPITAL			1	100%	1
MAINE HEALTH AND ENVIRONMENTAL TESTING LABORATORY			1	100%	1
MED FIRST URGENT CARE CENTERS INC			1	100%	1
LAKEWOOD RANCH URGENT CARE PA			1	100%	1
JACKSBORO URGENT CARE			1	100%	1
PREMIER FAMILY AND SPORTS MEDICINE LLC			1	100%	1
Medilodge of Mt. Pleasant		1			1
TANNER CLINIC			1	100%	1
ADVANCE GASTROENTEROLOGY			1	100%	1
PROVIDENCE HOSPITAL			1	100%	1
PENROSE HOSPITAL			1	100%	1
Riverside Nursing & Rehabilitation Center		1			1
CHILDRENS HEALTHCARE CTE OF NORTHERN		1			1
MED LAB SERVICES, LLC			1	100%	1
TALLAHASSEE DIALYSIS		1			1
Eger Health Care and Rehabilitation Center		1			1
J F K PEDIATRICS			1	100%	1
Iosco County Medical Care Facility		1			1
NEMOURS CHILDRENS URGENT CARE			1	100%	1
CALIFORNIA PUBLIC HEALTH LABORATORY			1	100%	1
Parkwood Healthcare Facility		1			1
GREATER TAMPA AT HOME			1	100%	1
Westminster Canterbury Richmond		1			1
JACK M MATHENY II MD			1	100%	1
MEDEXPRESS WELL - OLDSMAR			1	100%	1
CHEYENNE REGIONAL MEDICAL CENTER LABORATORY			1	100%	1
Alden North Shore			1	100%	1
SUNY AT STONY BROOK			1	100%	1
ONSITE LABORATORIES			1	100%	1
PARKWAY REGIONAL MEDICAL CENTER LAB			1	100%	1
CLARKSVILLE MANOR INC		1			1
INDIANA INTERNAL MEDICINE			1	100%	1
THYROID SPECIALTY LABORATORY			1	100%	1
NHC HEALTH CARE CENTER		1			1
NEW ULM MEDICAL CENTER			1	100%	1
BREVARD HEALTH ALLIANCE - SARNO/MELBOURNE		1			1
Elm Crest Senior Living Community		1			1
Kroger 444 - The Little Clinic Dent		1			1
OXY-GENLAB			1	100%	1
Ladera Center		1			1
WELL KEY URGENT CARE MARYVILLE		1			1

COVID-19: testing by laboratory

Data through May 31, 2021 verified as of Jun 1, 2021 at 09:25 AM

Data in this report are provisional and subject to change.

The numbers in the table below represent the number of Florida and non-Florida residents for whom test results were received by the Department of Health. A person can be tested by more than one laboratory and can have both positive and negative results. **Therefore, the sum of the numbers in each column will be larger than the total number of people tested.**

Reporting lab	Inconclusive	Negative	Positive	Percent positive	Total
The Pines at Catskill		1			1
Oak Hill Health & Rehabilitation Center			1	100%	1
CLINICAL MICROBIOLOGY LAB FAIRVIEW UNIVERSITY HOSPITAL			1	100%	1
NORTHEAST REGIONAL MEDICAL CENTER			1	100%	1
WATERSIDE HEALTH & REHAB CENTER, LLC		1			1
Alaska Domiciliary Care for Homeless Veterans		1			1
PALM BEACH PEDIATRIC UROLOGY			1	100%	1
METHODISM MIDLOTHIAN MEDICAL CENTER			1	100%	1
PREVENTIVE CARDIOLOGY AND INTERNAL MEDICINE ASSOCI			1	100%	1
CORE OCCUPATIONAL MEDICINE			1	100%	1
FRESENIUS MEDICAL CARE TAMPA LLC			1	100%	1
DOCTORS URGENT CARE OFFICE			1	100%	1
KIDZ CARE PEDATRICS			1	100%	1
NEW HEMPSTEAD PEDIATRICS PC		1			1
PLEASANT RIDGE MANOR WEST		1			1
Diversicare of Eupora		1			1
CAN COMMUNITY HEALTH NORTH MIAMI, FL		1			1
UCSD MICROBIOLOGY LABORATORY			1	100%	1
Accordius Health at Gastonia			1	100%	1
LAB. CORP. OF AMERICA			1	100%	1
WALGREENS #09456		1			1
HOLYOKE MEDICAL CENTER			1	100%	1
Kroger 527 - The Little Clinic Hwy 70 S.		1			1
INHEALTH LIFE SCIENCES LLC			1	100%	1
CLINICAL LABORATORY DEPARTMENT			1	100%	1
ANDREWS			1	100%	1
HANCOCK REGIONAL HOSPITAL		1			1
Oakview Manor Health and Rehab		1			1
METHODIST HOSPITAL SOUTHLAKE			1	100%	1
Kroger 539 - The Little Clinic Memorial Blvd.		1			1
PORTNEUF MEDICAL CENTER		1			1
MARYWOOD HEIGHTS		1			1
Central Alabama Veterans HCS - East Campus		1			1
CLINTON DRUG STORE		1			1
KIDSVILLE PEDIATRICS III PA			1	100%	1
ST. LUKES HOSPITAL			1	100%	1
MEDICAL CLINIC OF HOUSTON			1	100%	1
DIGNITY HEALTH GOHEALTH		1			1
SHP WESTCHESTER LLC		1			1
BEST CARE COMMUNITY AND FAMILY HEALTH CENTER INC			1	100%	1
WALGREENS CP		1			1
BIO REFERENCE LABORATORIES INC			1	100%	1
SV MOBILE HEALTH			1	100%	1
EPIC CARE PHARMACY		1			1
Gulf Coast health and Rehabilitation, LLC		1			1
MID-FLORIDA CANCER CENTERS		1			1
VIRGINIA UROLOGY		1			1

COVID-19: testing by laboratory

Data through May 31, 2021 verified as of Jun 1, 2021 at 09:25 AM

Data in this report are provisional and subject to change.

The numbers in the table below represent the number of Florida and non-Florida residents for whom test results were received by the Department of Health. A person can be tested by more than one laboratory and can have both positive and negative results. **Therefore, the sum of the numbers in each column will be larger than the total number of people tested.**

Reporting lab	Inconclusive	Negative	Positive	Percent positive	Total
ROCKLEDGE HEALTH & REHABILITATION CENTER			1	100%	1
DUBLIN METHODIST HOSPITAL			1	100%	1
St. Anthony's Nursing and Rehab			1	100%	1
CARESPOT - WELLINGTON			1	100%	1
INTERNAL MEDICINE GROUP OF WINTER HAVEN PA		1			1
INTERNAL MEDICINE,SCOTTS VALLEY OFFICE, PALO ALTO MEDICAL FOUNDATION			1	100%	1
MED CHOICE CENTER OF NORTH MIAMI			1	100%	1
AUTUMN HOUSE			1	100%	1
Fulton County Medical Center Long Term Care			1	100%	1
PHYSICIANS PREMIER ER- BASTROP			1	100%	1
ST ALPHONSUS MEDICAL GROUP - MERIDIAN HEALTH PLAZA		1			1
Total	109,871	21,138,908	3,015,337	12%	24,264,116