

# COVID-19: summary of cases and monitoring

Data through Jun 1, 2021 verified as of Jun 2, 2021 at 09:25 AM

Data in this report are provisional and subject to change.

Cases: people with positive PCR or antigen test result	
Total cases	2,327,989
Florida residents	2,284,500
Non-Florida residents	43,489
Type of testing	
Florida residents	2,284,500
Positive by BPHL/CDC	83,277
Positive by commercial/hospital lab	2,201,223
PCR positive	1,817,818
Antigen positive	466,682
Non-Florida residents	43,489
Positive by BPHL/CDC	1,036
Positive by commercial/hospital lab	42,453
PCR positive	29,650
Antigen positive	13,839
Characteristics	
Florida residents hospitalized	95,438
Florida resident deaths	36,924
Non-Florida resident deaths	741
Hospitalized counts include anyone who was hospitalized at some point during their illness. It does not reflect the number of people currently hospitalized.	
More information on deaths identified through death certificate data is available on the National Center for Health Statistics website at <a href="http://www.cdc.gov/nchs/nvss/vsrr/COVID19/index.htm">www.cdc.gov/nchs/nvss/vsrr/COVID19/index.htm</a> .	

Cases: people with positive PCR or antigen test result	
Risk factors for Florida residents	
Traveled	18,835
Contact with a known case	919,984
Traveled and contact with a known case	24,961
Neither	1,320,720
No travel and no contact	280,032
Travel is unknown	733,470
Contact is unknown	510,621
Contact is pending	459,969
Travel can be unknown and contact can be unknown or pending for the same case, these numbers will sum to more than the "neither" total.	

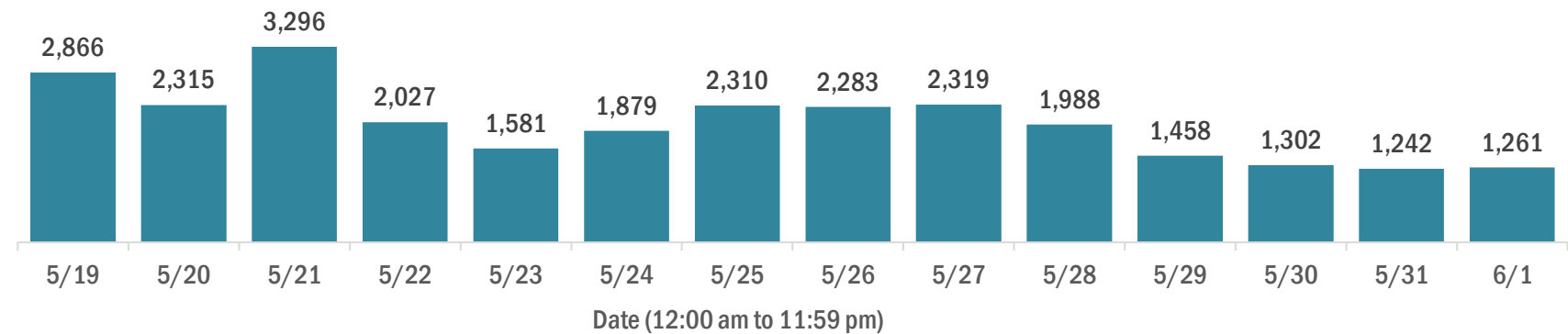
# COVID-19: summary of laboratory testing

Data through Jun 1, 2021 verified as of Jun 2, 2021 at 09:25 AM

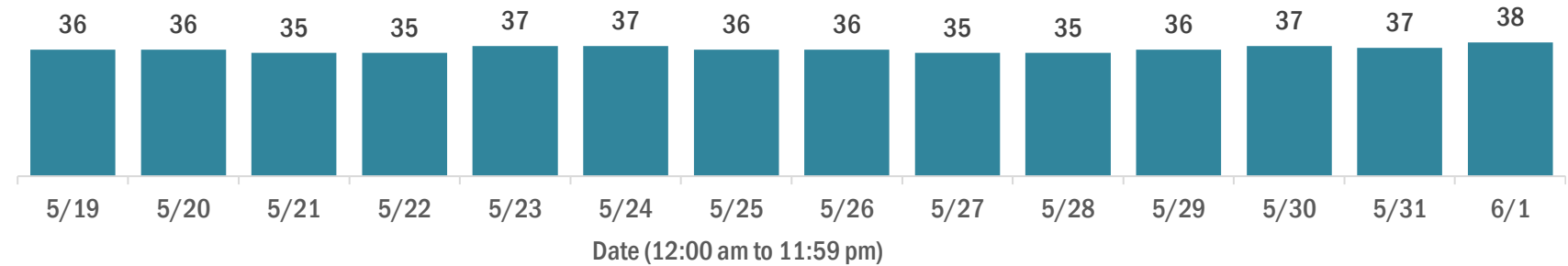
Data in this report are provisional and subject to change.

## Cases in Florida residents per day for the past 2 weeks

Number of cases per day



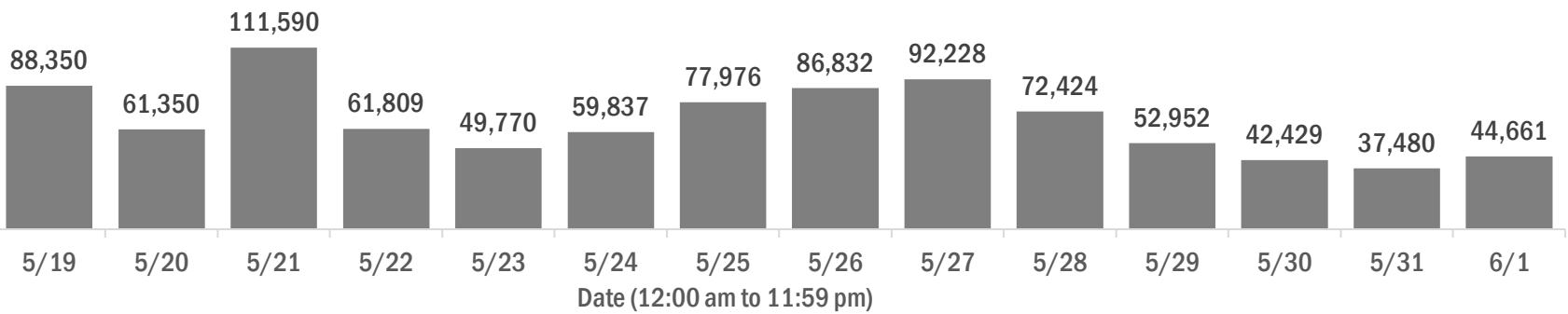
Median age of cases by day



## Laboratory testing for Florida residents over the past 2 weeks

Number of Florida residents tested per day

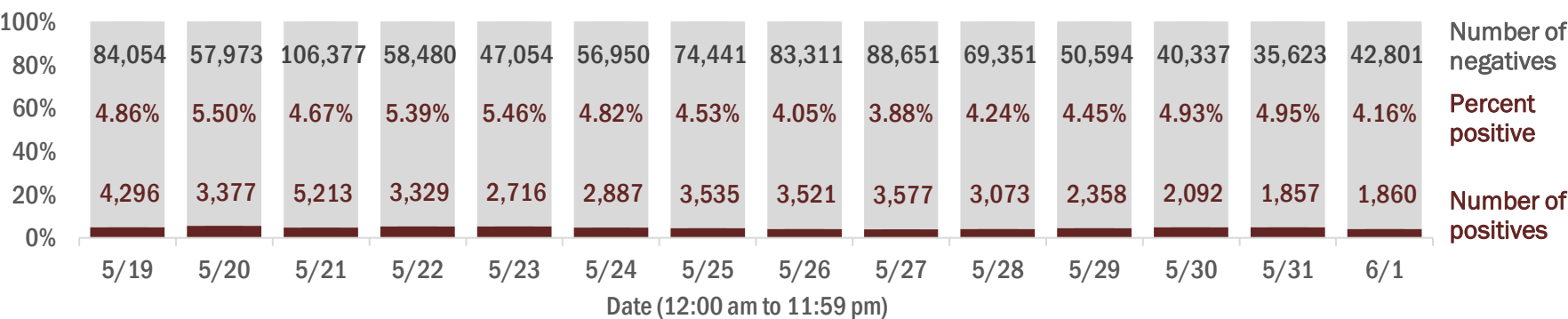
These counts include the number of people for whom the Department received PCR or antigen laboratory results by day. People tested on multiple days will be included for each day a new result was received. A person is only counted once for each day they are tested, regardless of whether multiple specimens are tested or multiple results are received.



Number and percent of Florida residents with positive test results

The percent of positive results ranged from 3.88% to 5.50% over the past 2 weeks and was 4.16% yesterday.

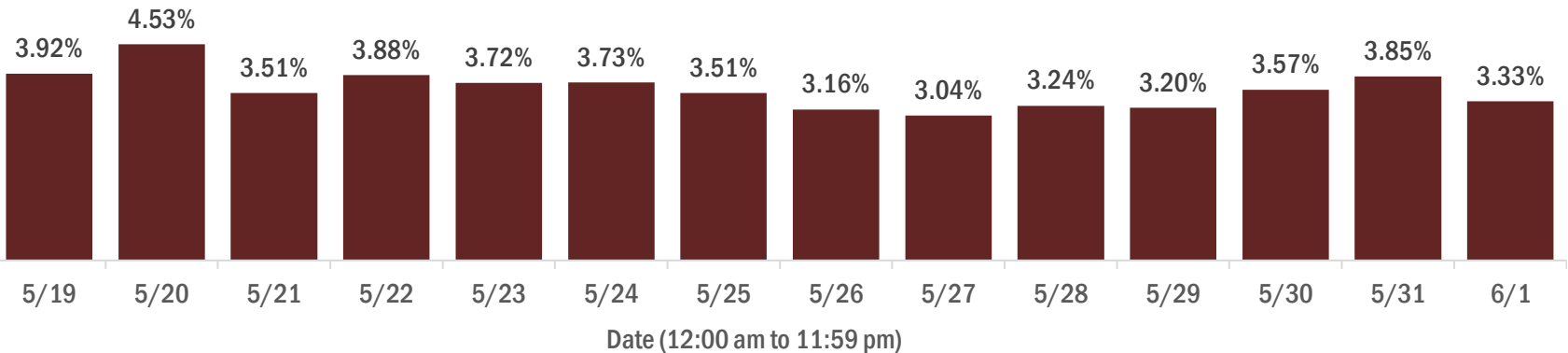
These counts include the number of people for whom the Department received PCR or antigen laboratory results by day. People tested on multiple days will be included for each day a new result was received. A person is only counted once for each day they are tested, regardless of whether multiple specimens are tested or multiple results are received. If a person has a positive specimen and a negative specimen in the same day, only the positive result is counted.



Percent positivity for new cases in Florida residents

The percent of positive results ranged from 3.04% to 4.53% over the past 2 weeks and was 3.33% yesterday.

This percent is the number of people who test PCR- or antigen-positive for the first time divided by all the people tested that day, excluding people who have previously tested positive.



# COVID-19: characteristics of 2,284,500 Florida resident cases

Data through Jun 1, 2021 verified as of Jun 2, 2021 at 09:25 AM

Data in this report are provisional and subject to change.

Age group	Cases		Hospitalizations		Deaths	
0-4 years	49,588	<div><div></div></div> 2%	665	<div><div></div></div> 1%	2	0%
5-14 years	155,004	<div><div></div></div> 7%	666	<div><div></div></div> 1%	5	0%
15-24 years	357,439	<div><div></div></div> 16%	2,480	<div><div></div></div> 3%	56	0%
25-34 years	402,089	<div><div></div></div> 18%	4,839	<div><div></div></div> 5%	221	1%
35-44 years	357,727	<div><div></div></div> 16%	7,187	<div><div></div></div> 8%	607	2%
45-54 years	346,025	<div><div></div></div> 15%	11,076	<div><div></div></div> 12%	1,516	4%
55-64 years	295,018	<div><div></div></div> 13%	16,546	<div><div></div></div> 17%	4,184	11%
65-74 years	177,696	<div><div></div></div> 8%	19,708	<div><div></div></div> 21%	7,921	21%
75-84 years	97,189	<div><div></div></div> 4%	19,421	<div><div></div></div> 20%	11,118	30%
85+ years	45,068	<div><div></div></div> 2%	12,842	<div><div></div></div> 13%	11,294	31%
Unknown	1,657	<div><div></div></div> 0%	8	<div><div></div></div> 0%	0	0%
Total	2,284,500		95,438		36,924	

Gender	Cases	
Female	1,195,239	<div><div></div></div> 52%
Male	1,068,895	<div><div></div></div> 47%
Unknown	20,366	<div><div></div></div> 1%
Total	2,284,500	

Ethnicity	Cases		Hospitalizations		Deaths	
Hispanic	747,768	<div><div></div></div> 33%	24,242	<div><div></div></div> 25%	8,708	<div><div></div></div> 24%
Non-Hispanic	1,130,109	<div><div></div></div> 49%	66,983	<div><div></div></div> 70%	25,956	<div><div></div></div> 70%
Unknown	406,623	<div><div></div></div> 18%	4,213	<div><div></div></div> 4%	2,260	<div><div></div></div> 6%
Total	2,284,500		95,438		36,924	

Race and ethnicity	Cases		Hospitalizations		Deaths	
White	1,310,078	<div><div></div></div> 57%	62,687	<div><div></div></div> 66%	26,990	<div><div></div></div> 73%
Hispanic	497,460	<div><div></div></div> 22%	17,318	<div><div></div></div> 18%	6,940	<div><div></div></div> 19%
Non-Hispanic	721,267	<div><div></div></div> 32%	43,601	<div><div></div></div> 46%	18,905	<div><div></div></div> 51%
Unknown	91,351	<div><div></div></div> 4%	1,768	<div><div></div></div> 2%	1,145	<div><div></div></div> 3%
Black	305,843	<div><div></div></div> 13%	19,865	<div><div></div></div> 21%	5,974	<div><div></div></div> 16%
Hispanic	18,315	<div><div></div></div> 1%	858	<div><div></div></div> 1%	242	<div><div></div></div> 1%
Non-Hispanic	265,039	<div><div></div></div> 12%	18,626	<div><div></div></div> 20%	5,551	<div><div></div></div> 15%
Unknown	22,489	<div><div></div></div> 1%	381	<div><div></div></div> 0%	181	<div><div></div></div> 0%
Other race	359,739	<div><div></div></div> 16%	10,523	<div><div></div></div> 11%	2,959	<div><div></div></div> 8%
Hispanic	181,759	<div><div></div></div> 8%	5,551	<div><div></div></div> 6%	1,335	<div><div></div></div> 4%
Non-Hispanic	124,643	<div><div></div></div> 5%	4,493	<div><div></div></div> 5%	1,396	<div><div></div></div> 4%
Unknown	53,337	<div><div></div></div> 2%	479	<div><div></div></div> 1%	228	<div><div></div></div> 1%
Unknown race	308,840	<div><div></div></div> 14%	2,363	<div><div></div></div> 2%	1,001	<div><div></div></div> 3%
Hispanic	50,234	<div><div></div></div> 2%	515	<div><div></div></div> 1%	191	<div><div></div></div> 1%
Non-Hispanic	19,160	<div><div></div></div> 1%	263	<div><div></div></div> 0%	104	<div><div></div></div> 0%
Unknown	239,446	<div><div></div></div> 10%	1,585	<div><div></div></div> 2%	706	<div><div></div></div> 2%
Total	2,284,500		95,438		36,924	

**Hospitalization** counts include anyone who was hospitalized at some point during their illness. It does not reflect the number of people currently hospitalized. **Other race** includes any person with a race of American Indian/Alaskan native, Asian, native Hawaiian/Pacific Islander, or other.

# COVID-19: deaths in Florida residents and staff of long-term care facilities

Data through Jun 1, 2021 verified as of Jun 2, 2021 at 09:25 AM

Data in this report are provisional and subject to change.

For current cases in residents or staff of long-term care facilities, please visit: <https://floridahealthcovid19.gov/>

County Deaths				County Deaths				County Deaths			
Palm Beach	1092	<div></div>	9%	Okaloosa	167	<div></div>	1%	Madison	20	<div></div>	0%
Dade	1028	<div></div>	9%	Hernando	162	<div></div>	1%	Calhoun	18	<div></div>	0%
Pinellas	915	<div></div>	8%	Osceola	143	<div></div>	1%	Flagler	17	<div></div>	0%
Broward	718	<div></div>	6%	Charlotte	139	<div></div>	1%	Gulf	17	<div></div>	0%
Hillsborough	599	<div></div>	5%	Indian River	126	<div></div>	1%	Wakulla	16	<div></div>	0%
Duval	459	<div></div>	4%	Clay	125	<div></div>	1%	Bradford	14	<div></div>	0%
Polk	440	<div></div>	4%	Leon	102	<div></div>	1%	Washington	13	<div></div>	0%
Brevard	427	<div></div>	4%	Highlands	98	<div></div>	1%	Baker	12	<div></div>	0%
Orange	410	<div></div>	4%	Bay	94	<div></div>	1%	Holmes	12	<div></div>	0%
Sarasota	407	<div></div>	4%	Jackson	89	<div></div>	1%	Jefferson	12	<div></div>	0%
Lee	351	<div></div>	3%	St. Johns	89	<div></div>	1%	Gadsden	10	<div></div>	0%
Marion	337	<div></div>	3%	Alachua	83	<div></div>	1%	Lafayette	10	<div></div>	0%
Volusia	305	<div></div>	3%	Santa Rosa	82	<div></div>	1%	Franklin	9	<div></div>	0%
Escambia	287	<div></div>	2%	Suwannee	60	<div></div>	1%	Levy	7	<div></div>	0%
St. Lucie	249	<div></div>	2%	Columbia	52	<div></div>	0%	Desoto	6	<div></div>	0%
Seminole	239	<div></div>	2%	Putnam	46	<div></div>	0%	Dixie	5	<div></div>	0%
Pasco	234	<div></div>	2%	Sumter	45	<div></div>	0%	Monroe	5	<div></div>	0%
Lake	230	<div></div>	2%	Nassau	34	<div></div>	0%	Taylor	3	<div></div>	0%
Collier	200	<div></div>	2%	Walton	31	<div></div>	0%	Hardee	2	<div></div>	0%
Manatee	195	<div></div>	2%	Hendry	29	<div></div>	0%	Hamilton	1	<div></div>	0%
Citrus	177	<div></div>	2%	Okeechobee	24	<div></div>	0%	Liberty	1	<div></div>	0%
Martin	173	<div></div>	2%	Gilchrist	21	<div></div>	0%	Total	11,523		

**Note:** cases are summarized by the county of usual residence. Residents and staff may be cases associated with facilities that are not in their county of usual residence, resulting in cases being included below for counties that do not have facilities with known cases.

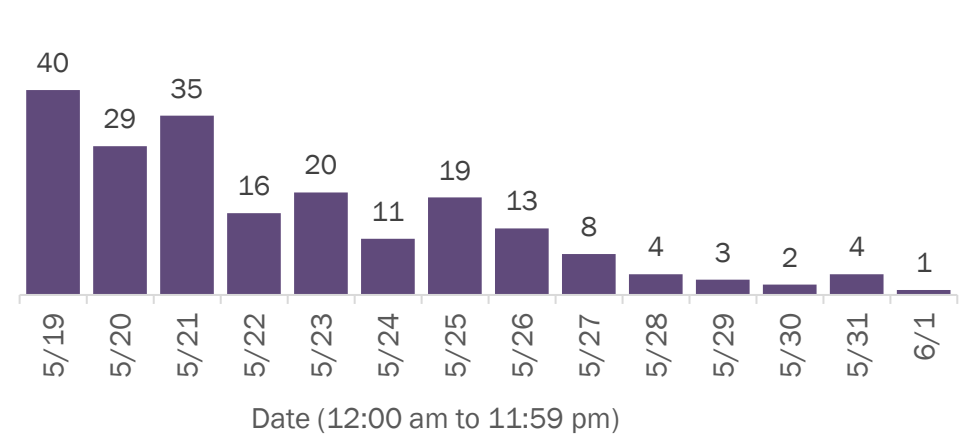
# COVID-19: cases in Florida residents who have died

Data through Jun 1, 2021 verified as of Jun 2, 2021 at 09:25 AM

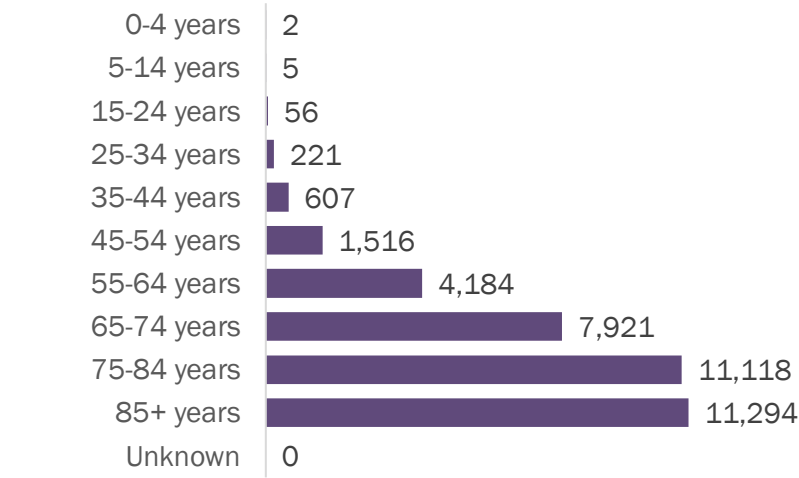
Data in this report are provisional and subject to change.

Demographics for all identified COVID-19 deaths: 36,924

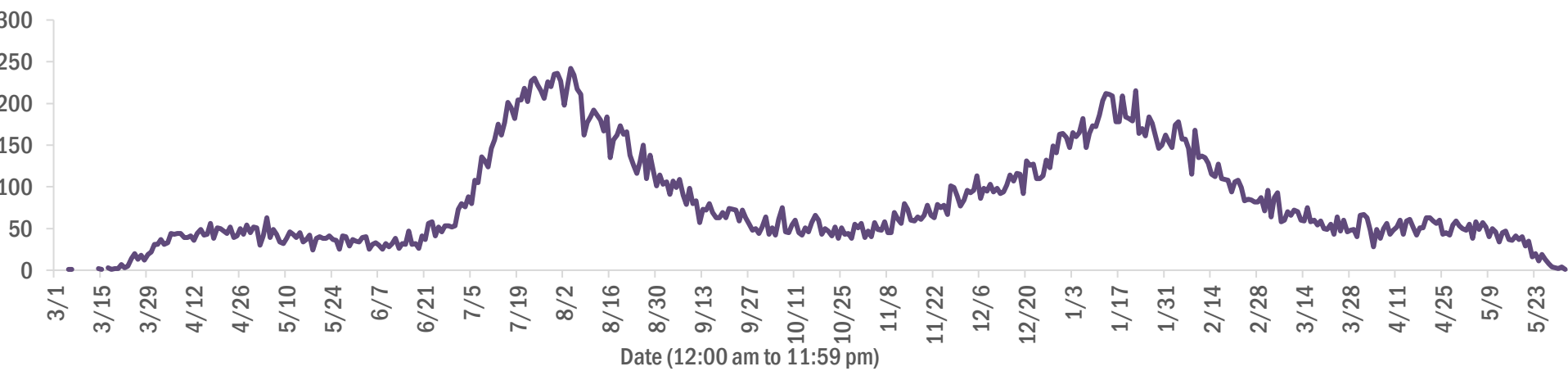
Deaths by date of death for the past 2 weeks



Deaths by age group



Deaths by date of death since March 2020



Age group	Deaths	Cases	Case fatality rate	Mortality rate per 100,000 population
0-4 years	2	49,588	0.0%	0.2
5-14 years	5	155,004	0.0%	0.2
15-24 years	56	357,439	0.0%	2.2
25-34 years	221	402,089	0.1%	7.8
35-44 years	607	357,727	0.2%	23.3
45-54 years	1,516	346,025	0.4%	54.4
55-64 years	4,184	295,018	1.4%	144.7
65-74 years	7,921	177,696	4.5%	326.4
75-84 years	11,118	97,189	11.4%	791.7
85+ years	11,294	45,068	25.1%	1955.6
Unknown	0	1,657	0.0%	
Total	36,924	2,284,500	1.6%	170.9

Race	Deaths	Cases	Case fatality rate	Mortality rate per 100,000 population
White	26,990	1,310,078	2.1%	161.6
Black	5,974	305,843	2.0%	163.3
Other	2,959	359,739	0.8%	237.8
Unknown	1,001	308,840	0.3%	
Total	36,924	2,284,500	1.6%	170.9

Gender	Deaths	Cases	Case fatality rate	Mortality rate per 100,000 population
Female	16,234	1,195,239	1.4%	147.0
Male	20,690	1,068,895	1.9%	196.0
Unknown	0	20,366	0.0%	
Total	36,924	2,284,500	1.6%	170.9

Ethnicity	Deaths	Cases	Case fatality rate	Mortality rate per 100,000 population
Hispanic	8,708	747,768	1.2%	153.3
Non-Hispanic	25,956	1,130,109	2.3%	163.0
Unknown	2,260	406,623	0.6%	
Total	36,924	2,284,500	1.6%	170.9

# COVID-19: characteristics of 2,284,500 cases

Data through Jun 1, 2021 verified as of Jun 2, 2021 at 09:25 AM

Data in this report are provisional and subject to change.

Tables below include cases in Florida residents and non-Florida residents.

All 67 Florida counties have cases:

County	FL resident cases		Non-FL resident cases	Total cases	FL resident deaths	FL death rate
Dade	494,739	<div></div> 22%	6,900	501,639	6,457	1.3%
Broward	242,100	<div></div> 11%	2,995	245,095	3,079	1.3%
Palm Beach	146,042	<div></div> 6%	2,671	148,713	2,881	2.0%
Hillsborough	142,171	<div></div> 6%	1,226	143,397	1,830	1.3%
Orange	140,738	<div></div> 6%	2,313	143,051	1,310	0.9%
Duval	99,251	<div></div> 4%	1,633	100,884	1,483	1.5%
Pinellas	79,464	<div></div> 3%	2,017	81,481	1,671	2.1%
Lee	71,392	<div></div> 3%	2,335	73,727	1,009	1.4%
Polk	70,699	<div></div> 3%	499	71,198	1,386	2.0%
Osceola	45,449	<div></div> 2%	817	46,266	529	1.2%
Volusia	44,163	<div></div> 2%	778	44,941	844	1.9%
Brevard	42,255	<div></div> 2%	744	42,999	913	2.2%
Pasco	42,553	<div></div> 2%	361	42,914	800	1.9%
Manatee	39,049	<div></div> 2%	889	39,938	688	1.8%
Collier	35,694	<div></div> 2%	1,448	37,142	551	1.5%
Escambia	32,934	<div></div> 1%	3,705	36,639	704	2.1%
Seminole	35,115	<div></div> 2%	265	35,380	516	1.5%
Sarasota	32,120	<div></div> 1%	1,598	33,718	843	2.6%
Leon	31,887	<div></div> 1%	951	32,838	331	1.0%
Marion	31,785	<div></div> 1%	172	31,957	992	3.1%
Lake	30,536	<div></div> 1%	563	31,099	662	2.2%
St. Lucie	27,296	<div></div> 1%	201	27,497	657	2.4%
Alachua	25,183	<div></div> 1%	316	25,499	285	1.1%
St. Johns	22,986	<div></div> 1%	315	23,301	221	1.0%
Okaloosa	20,659	<div></div> 1%	237	20,896	367	1.8%
Bay	19,754	<div></div> 1%	830	20,584	394	2.0%
Clay	19,222	<div></div> 1%	53	19,275	352	1.8%
Santa Rosa	18,301	<div></div> 1%	261	18,562	291	1.6%
Hernando	14,499	<div></div> 1%	114	14,613	480	3.3%
Charlotte	13,207	<div></div> 1%	218	13,425	437	3.3%
Indian River	12,741	<div></div> 1%	110	12,851	305	2.4%
Martin	12,483	<div></div> 1%	242	12,725	331	2.7%
Citrus	11,312	<div></div> 0%	99	11,411	463	4.1%
Sumter	9,393	<div></div> 0%	111	9,504	283	3.0%
Highlands	8,682	<div></div> 0%	98	8,780	366	4.2%

County	FL resident cases		Non-FL resident cases	Total cases	FL resident deaths	FL death rate
Nassau	8,200	<div></div> 0%	454	8,654	126	1.5%
Columbia	8,224	<div></div> 0%	46	8,270	170	2.1%
Walton	7,030	<div></div> 0%	894	7,924	89	1.3%
Flagler	7,402	<div></div> 0%	102	7,504	113	1.5%
Monroe	6,684	<div></div> 0%	408	7,092	51	0.8%
Putnam	6,703	<div></div> 0%	24	6,727	159	2.4%
Jackson	6,241	<div></div> 0%	73	6,314	158	2.5%
Gadsden	5,754	<div></div> 0%	17	5,771	99	1.7%
Suwannee	5,365	<div></div> 0%	29	5,394	139	2.6%
Hendry	4,855	<div></div> 0%	17	4,872	86	1.8%
Desoto	4,410	<div></div> 0%	27	4,437	97	2.2%
Okeechobee	4,130	<div></div> 0%	54	4,184	89	2.2%
Levy	3,563	<div></div> 0%	13	3,576	56	1.6%
Baker	3,522	<div></div> 0%	19	3,541	62	1.8%
Wakulla	3,515	<div></div> 0%	14	3,529	56	1.6%
Hardee	3,262	<div></div> 0%	15	3,277	45	1.4%
Bradford	3,038	<div></div> 0%	13	3,051	58	1.9%
Unknown	57	<div></div> 0%	2,970	3,027	0	0.0%
Taylor	2,748	<div></div> 0%	5	2,753	48	1.7%
Washington	2,731	<div></div> 0%	21	2,752	52	1.9%
Holmes	2,252	<div></div> 0%	33	2,285	49	2.2%
Madison	2,069	<div></div> 0%	28	2,097	45	2.2%
Gulf	1,955	<div></div> 0%	24	1,979	45	2.3%
Union	1,846	<div></div> 0%	1	1,847	74	4.0%
Calhoun	1,704	<div></div> 0%	3	1,707	45	2.6%
Hamilton	1,628	<div></div> 0%	20	1,648	25	1.5%
Gilchrist	1,633	<div></div> 0%	5	1,638	44	2.7%
Dixie	1,622	<div></div> 0%	4	1,626	24	1.5%
Lafayette	1,625	<div></div> 0%	0	1,625	26	1.6%
Jefferson	1,496	<div></div> 0%	26	1,522	28	1.9%
Franklin	1,320	<div></div> 0%	40	1,360	20	1.5%
Liberty	1,083	<div></div> 0%	1	1,084	16	1.5%
Glades	979	<div></div> 0%	4	983	19	1.9%
Total	2,284,500		43,489	2,327,989	36,924	1.6%



# COVID-19: characteristics of 2,284,500 Florida resident cases

Data through Jun 1, 2021 verified as of Jun 2, 2021 at 09:25 AM

Data in this report are provisional and subject to change.

The table below includes the cities and counties of residence for cases in Florida residents based on the patient's ZIP Code.

Note that city is not always received as part of the initial notification and may be missing while the case is being investigated.

City and county	Cases
Miami, Dade	287,190
Orlando, Orange	104,702
Jacksonville, Duval	93,364
Tampa, Hillsborough	82,455
Hialeah, Dade	69,069
Fort Lauderdale, Broward	51,141
Hollywood, Broward	45,783
West Palm Beach, Palm Beach	35,752
Kissimmee, Osceola	34,911
Tallahassee, Leon	30,807
Homestead, Dade	30,517
Naples, Collier	30,129
Saint Petersburg, Pinellas	28,873
Pensacola, Escambia	27,477
Fort Myers, Lee	27,263
Bradenton, Manatee	25,425
Boca Raton, Palm Beach	24,767
Lakeland, Polk	24,484
Ocala, Marion	23,315
Pompano Beach, Broward	22,719
Gainesville, Alachua	19,953
Sarasota, Sarasota	19,731
Cape Coral, Lee	18,713
Port Saint Lucie, St. Lucie	18,227
Lake Worth, Palm Beach	17,585
Miami Beach, Dade	16,428
Miramar, Broward	15,829
Clearwater, Pinellas	15,678
Coral Springs, Broward	14,465
Boynton Beach, Palm Beach	14,203
Doral, Dade	14,040
Miami Gardens, Dade	13,373
Panama City, Bay	12,528
Saint Augustine, St. Johns	12,282
Melbourne, Brevard	11,934
Lehigh Acres, Lee	11,865
Winter Haven, Polk	11,802
Riverview, Hillsborough	11,063
Davie, Broward	10,850
Delray Beach, Palm Beach	10,824
Palm Bay, Brevard	10,059
Vero Beach, Indian River	9,833
New Port Richey, Pasco	9,782
Sunrise, Broward	9,528
Saint Cloud, Osceola	9,132
Fort Pierce, St. Lucie	8,888
Milton, Santa Rosa	8,866
Spring Hill, Hernando	8,746
Daytona Beach, Volusia	8,703
Apopka, Orange	8,666
Largo, Pinellas	8,651
Coral Gables, Dade	8,593
Plantation, Broward	8,525
North Miami Beach, Dade	8,468
Davenport, Polk	8,407
Clermont, Lake	8,341
Brandon, Hillsborough	8,298
Deltona, Volusia	7,983
Sanford, Seminole	7,934

# COVID-19: characteristics of 2,284,500 Florida resident cases

Data through Jun 1, 2021 verified as of Jun 2, 2021 at 09:25 AM

Data in this report are provisional and subject to change.

The table below includes the cities and counties of residence for cases in Florida residents based on the patient's ZIP Code.

Note that city is not always received as part of the initial notification and may be missing while the case is being investigated.

City and county	Cases
Orange Park, Clay	7,796
Plant City, Hillsborough	7,746
Jupiter, Palm Beach	7,588
Weston, Broward	7,482
Lake City, Columbia	7,463
Deerfield Beach, Broward	7,047
Winter Garden, Orange	6,815
Tamarac, Broward	6,528
Port Charlotte, Charlotte	6,498
Wesley Chapel, Pasco	6,302
Palm Coast, Flagler	6,237
Coconut Creek, Broward	6,153
Margate, Broward	6,022
Stuart, Martin	5,940
Land O Lakes, Pasco	5,932
Deland, Volusia	5,896
Palm Beach Gardens, Palm Beach	5,809
Fort Walton Beach, Okaloosa	5,709
Wellington, Palm Beach	5,685
Oviedo, Seminole	5,625
Palm Harbor, Pinellas	5,621
Palmetto, Manatee	5,598
Winter Park, Orange	5,594
Crestview, Okaloosa	5,491
Altamonte Springs, Seminole	5,318
Lutz, Hillsborough	5,307
Valrico, Hillsborough	5,092
Port Orange, Volusia	5,087
Opa Locka, Dade	5,006
North Port, Sarasota	4,986
Haines City, Polk	4,967
Brooksville, Hernando	4,922
Middleburg, Clay	4,850
Venice, Sarasota	4,835
Pembroke Pines, Broward	4,820
Hallandale, Broward	4,819
Miami Lakes, Dade	4,802
Punta Gorda, Charlotte	4,727
Sebring, Highlands	4,653
Leesburg, Lake	4,624
Ocoee, Orange	4,561
Zephyrhills, Pasco	4,446
Saint Johns, St. Johns	4,372
Ormond Beach, Volusia	4,341
Seminole, Pinellas	4,319
Arcadia, Desoto	4,295
The Villages, Sumter	4,293
Bonita Springs, Lee	4,268
Pinellas Park, Pinellas	4,169
Live Oak, Suwannee	4,142
Okeechobee, Okeechobee	4,116
North Lauderdale, Broward	4,079
Longwood, Seminole	4,059
Ruskin, Hillsborough	4,057
North Miami, Dade	4,049
Immokalee, Collier	3,965
Cocoa, Brevard	3,960
Windermere, Orange	3,918
Navarre, Santa Rosa	3,822



# COVID-19: characteristics of 2,284,500 Florida resident cases

Data through Jun 1, 2021 verified as of Jun 2, 2021 at 09:25 AM

Data in this report are provisional and subject to change.

The table below includes the cities and counties of residence for cases in Florida residents based on the patient's ZIP Code. Note that city is not always received as part of the initial notification and may be missing while the case is being investigated.

City and county	Cases
Casselberry, Seminole	3,760
Port Richey, Pasco	3,562
Hudson, Pasco	3,541
Titusville, Brevard	3,524
Niceville, Okaloosa	3,420
Gulf Breeze, Santa Rosa	3,402
Lake Worth Beach, Palm Beach	3,399
Dade City, Pasco	3,360
North Fort Myers, Lee	3,359
Winter Springs, Seminole	3,317
Key West, Monroe	3,302
Cantonment, Escambia	3,295
Panama City Beach, Bay	3,274
Bartow, Polk	3,250
Oakland Park, Broward	3,232
Aventura, Dade	3,219
Lake Mary, Seminole	3,219
Jacksonville Beach, Duval	3,210
Kissimmee, Polk	3,169
Crawfordville, Wakulla	3,159
Auburndale, Polk	3,120
New Smyrna Beach, Volusia	3,110
Palatka, Putnam	3,086
Lake Wales, Polk	3,057
Quincy, Gadsden	3,055
Merritt Island, Brevard	2,969
Green Cove Springs, Clay	2,939
Tarpon Springs, Pinellas	2,922
Fernandina Beach, Nassau	2,886
Ponte Vedra Beach, St. Johns	2,860
Parkland, Broward	2,816
Cutler Ridge, Dade	2,757
Loxahatchee, Palm Beach	2,732
Inverness, Citrus	2,721
Eustis, Lake	2,695
Wimauma, Hillsborough	2,695
Holiday, Pasco	2,627
Cooper City, Broward	2,612
Estero, Lee	2,604
Belle Glade, Palm Beach	2,602
Perry, Taylor	2,576
Royal Palm Beach, Palm Beach	2,568
Lynn Haven, Bay	2,566
Dunedin, Pinellas	2,550
Clewiston, Hendry	2,513
Marianna, Jackson	2,503
Fleming Island, Clay	2,488
Sarasota, Manatee	2,472
Santa Rosa Beach, Walton	2,460
Key Biscayne, Dade	2,458
Parrish, Manatee	2,430
Rockledge, Brevard	2,415
Riviera Beach, Palm Beach	2,370
Odessa, Hillsborough	2,366
Seffner, Hillsborough	2,355
Palm City, Martin	2,250
Avon Park, Highlands	2,240
Mulberry, Polk	2,237
Mount Dora, Lake	2,227

# COVID-19: characteristics of 2,284,500 Florida resident cases

Data through Jun 1, 2021 verified as of Jun 2, 2021 at 09:25 AM

Data in this report are provisional and subject to change.

The table below includes the cities and counties of residence for cases in Florida residents based on the patient's ZIP Code.

Note that city is not always received as part of the initial notification and may be missing while the case is being investigated.

City and county	Cases
Defuniak Springs, Walton	2,222
Labelle, Hendry	2,177
Groveland, Lake	2,152
Destin, Okaloosa	2,129
Tavares, Lake	2,121
Chipley, Washington	2,117
Orange City, Volusia	2,083
Lithia, Hillsborough	2,073
Starke, Bradford	2,055
Pinecrest, Dade	1,998
Yulee, Nassau	1,987
Maitland, Orange	1,969
Summerfield, Marion	1,965
Wauchula, Hardee	1,932
Palmetto Bay, Dade	1,862
Sebastian, Indian River	1,824
Dania, Broward	1,806
Homosassa, Citrus	1,784
Lady Lake, Lake	1,784
Callahan, Nassau	1,779
Macclenny, Baker	1,733
Ponte Vedra, St. Johns	1,729
Gibsononton, Hillsborough	1,700
Edgewater, Volusia	1,689
Crystal River, Citrus	1,680
Carol City, Dade	1,666
Oldsmar, Pinellas	1,653
Dover, Hillsborough	1,652
Lake Placid, Highlands	1,639
Apollo Beach, Hillsborough	1,630
Bonifay, Holmes	1,612
Debary, Volusia	1,612
Hobe Sound, Martin	1,610
Missing, Dade	1,605
Mayo, Lafayette	1,592
Florida City, Dade	1,586
Coconut Grove, Dade	1,582
Palm Springs, Palm Beach	1,542
Pace, Santa Rosa	1,524
Sun City Center, Hillsborough	1,517
Dunnellon, Marion	1,501
Crossings, Dade	1,493
Atlantic Beach, Duval	1,462
Lake Butler, Union	1,435
Lantana, Palm Beach	1,425
Belleview, Marion	1,405
Alachua, Alachua	1,397
North Palm Beach, Palm Beach	1,378
Monticello, Jefferson	1,368
Madison, Madison	1,361
Biscayne Park, Dade	1,359
Williston, Levy	1,330
Safety Harbor, Pinellas	1,305
Ellenton, Manatee	1,302
Indiantown, Martin	1,300
South Miami, Dade	1,283
Graceville, Jackson	1,257
Jensen Beach, Martin	1,254
Lauderhill, Broward	1,251

# COVID-19: characteristics of 2,284,500 Florida resident cases

Data through Jun 1, 2021 verified as of Jun 2, 2021 at 09:25 AM

Data in this report are provisional and subject to change.

The table below includes the cities and counties of residence for cases in Florida residents based on the patient's ZIP Code.

Note that city is not always received as part of the initial notification and may be missing while the case is being investigated.

City and county	Cases
Satellite Beach, Brevard	1,238
Newberry, Alachua	1,234
Lecanto, Citrus	1,222
Century, Escambia	1,186
Beverly Hills, Citrus	1,186
Englewood, Charlotte	1,175
Havana, Gadsden	1,156
Hilliard, Nassau	1,148
Freeport, Walton	1,121
El Portal, Dade	1,120
Nokomis, Sarasota	1,118
Trenton, Gilchrist	1,118
Wildwood, Sumter	1,116
Wilton Manors, Broward	1,114
Keystone Heights, Clay	1,087
Key Largo, Monroe	1,074
Bushnell, Sumter	1,070
Frostproof, Polk	1,063
Blountstown, Calhoun	1,059
Jasper, Hamilton	1,054
Lauderdale Lakes, Broward	1,042
Medley, Dade	1,030
Hernando, Citrus	1,024
Polk City, Polk	1,019
Wewahitchka, Gulf	1,010
Mary Esther, Okaloosa	1,002
Dunnellon, Citrus	990
Minneola, Lake	976
Spring Hill, Pasco	965
Fellsmere, Indian River	964
Sanderson, Baker	964
Marco Island, Collier	936
Shalimar, Okaloosa	935
Fisher Island, Dade	927
Thonotosassa, Hillsborough	912
Moore Haven, Glades	912
Port Saint Joe, Gulf	911
Everglades National Park, Dade	911
Sorrento, Lake	903
Trinity, Pasco	903
Chiefland, Levy	896
Cocoa Beach, Brevard	891
Pahokee, Palm Beach	889
High Springs, Alachua	889
Fruitland Park, Lake	888
Fort Meade, Polk	875
Coleman, Sumter	852
Englewood, Sarasota	852
South Bay, Palm Beach	845
Indialantic, Brevard	843
Bristol, Liberty	838
Cross City, Dixie	829
Crescent City, Putnam	822
Glen Saint Mary, Baker	820
Southwest Ranches, Broward	818
Umatilla, Lake	813
Marathon, Monroe	798
West Melbourne, Brevard	791
Interlachen, Putnam	778

# COVID-19: characteristics of 2,284,500 Florida resident cases

Data through Jun 1, 2021 verified as of Jun 2, 2021 at 09:25 AM

Data in this report are provisional and subject to change.

The table below includes the cities and counties of residence for cases in Florida residents based on the patient's ZIP Code.

Note that city is not always received as part of the initial notification and may be missing while the case is being investigated.

City and county	Cases
Miramar Beach, Walton	768
Lake Alfred, Polk	768
Fort Myers Beach, Lee	753
Weeki Wachee, Hernando	749
Chattahoochee, Gadsden	741
Old Town, Dixie	733
Bowling Green, Hardee	732
Jacksonville, St. Johns	717
Silver Springs, Marion	714
Olympia Heights, Dade	704
South Daytona, Volusia	703
Uleta, Dade	701
Fort White, Columbia	689
Lawtey, Bradford	687
Neptune Beach, Duval	686
Coral, Dade	679
Mascotte, Lake	672
Belle Isle, Orange	666
Surfside, Dade	664
Palm Beach, Palm Beach	654
Bronson, Levy	640
Gulfport, Pinellas	638
Bunnell, Flagler	628
Baker, Okaloosa	628
Clearwater Beach, Pinellas	616
Rotunda West, Charlotte	598
Mims, Brevard	588
Sneads, Jackson	580
Myakka City, Manatee	576
Hawthorne, Alachua	570
Alva, Lee	567
Jay, Santa Rosa	561
Dundee, Polk	554
Oxford, Sumter	551
Carrabelle, Franklin	543
Cape Canaveral, Brevard	542
Missing, Volusia	541
Zolfo Springs, Hardee	539
Oakland, Orange	534
Citra, Marion	530
Tavernier, Monroe	528
Ocklawaha, Marion	528
Indian Harbour Beach, Brevard	526
Florida State University, Leon	524
Melbourne Beach, Brevard	524
Bal Harbour, Dade	518
Cottondale, Jackson	513
Sweetwater, Dade	509
Webster, Sumter	507
Flagler Beach, Flagler	506
Celebration, Osceola	500
Molino, Escambia	497
Youngstown, Bay	495
Midway, Gadsden	494
East Palatka, Putnam	481
Bell, Gilchrist	472
Altha, Calhoun	458
Eagle Lake, Polk	456
De Leon Springs, Volusia	453

# COVID-19: characteristics of 2,284,500 Florida resident cases

Data through Jun 1, 2021 verified as of Jun 2, 2021 at 09:25 AM

Data in this report are provisional and subject to change.

The table below includes the cities and counties of residence for cases in Florida residents based on the patient's ZIP Code.

Note that city is not always received as part of the initial notification and may be missing while the case is being investigated.

City and county	Cases
Branford, Suwannee	447
Missing, Orange	444
West Miami, Dade	442
Archer, Alachua	440
Apalachicola, Franklin	439
Haverhill, Palm Beach	430
Floral City, Citrus	427
Ave Maria, Collier	426
Osprey, Sarasota	423
Chuluota, Seminole	414
Lake Park, Palm Beach	412
Holly Hill, Volusia	409
Tequesta, Palm Beach	408
Hastings, St. Johns	405
Centerville, Leon	396
Grand Island, Lake	396
Pierson, Volusia	390
Grand Ridge, Jackson	383
Montverde, Lake	381
Raiford, Union	376
Hallandale Beach, Broward	360
Malabar, Brevard	356
Gotha, Orange	355
Indian Rocks Beach, Pinellas	354
Bryceville, Nassau	353
Alafaya, Orange	348
Greenville, Madison	345
Fort McCoy, Marion	343
Satsuma, Putnam	341
Lake Panasoffkee, Sumter	339
Vernon, Washington	338
Elkton, St. Johns	337
Kenneth City, Pinellas	334
Reddick, Marion	327
Jennings, Hamilton	326
Sebastian, Brevard	325
Malone, Jackson	323
Melrose, Putnam	322
Eastpoint, Franklin	320
Anthony, Marion	319
Belleair, Pinellas	319
San Antonio, Pasco	316
Greenacres, Palm Beach	316
Morriston, Levy	316
Winter Park, Seminole	313
Laurel Hill, Okaloosa	312
Geneva, Seminole	309
Valparaiso, Okaloosa	306
Westville, Holmes	304
O Brien, Suwannee	300
Lehigh, Lee	298
Kindred, Osceola	293
Fern Park, Seminole	290
Greenwood, Jackson	287
Ponce De Leon, Holmes	278
South Pasadena, Pinellas	271
University Of Central Fl, Orange	271
Eglin Air Force Base, Okaloosa	269
Poinciana, Polk	266

# COVID-19: characteristics of 2,284,500 Florida resident cases

Data through Jun 1, 2021 verified as of Jun 2, 2021 at 09:25 AM

Data in this report are provisional and subject to change.

The table below includes the cities and counties of residence for cases in Florida residents based on the patient's ZIP Code.

Note that city is not always received as part of the initial notification and may be missing while the case is being investigated.

City and county	Cases
Weirsdale, Marion	264
Inlet Beach, Walton	263
Islamorada, Monroe	261
Sanibel, Lee	261
Edgewood, Orange	254
Cutler Bay, Dade	253
Fountain, Bay	249
Lee, Madison	248
Longboat Key, Manatee	247
White Springs, Hamilton	246
Southport, Bay	244
Saint James City, Lee	242
Gretna, Gadsden	237
Astatula, Lake	232
Madeira Beach, Pinellas	232
Howey-In-The-Hills, Lake	231
Hosford, Liberty	230
Holt, Okaloosa	228
Wellborn, Suwannee	228
Lakewood Ranch, Manatee	228
Juno Beach, Palm Beach	224
Atlantis, Palm Beach	223
Lake Helen, Volusia	223
Lauderdale By The Sea, Broward	222
Babson Park, Polk	219
Mcdavid, Escambia	218
Holmes Beach, Manatee	218
Altoona, Lake	217
Osteen, Volusia	213
Bay Harbor Islands, Dade	210
Micanopy, Alachua	210
Center Hill, Sumter	206
Zellwood, Orange	200
Sopchoppy, Wakulla	199
Azalea Park, Orange	198
Bokeelia, Lee	196
Alford, Jackson	195
Mcalpin, Suwannee	194
The Villages, Lake	192
Hypoluxo, Palm Beach	187
Missing, Lee	187
Viera, Brevard	187
Golden Beach, Dade	185
Odessa, Pasco	185
The Villages, Marion	184
Pomona Park, Putnam	183
Oak Hill, Volusia	183
Paisley, Lake	181
Mangonia Park, Palm Beach	181
Rocky Point, Hillsborough	180
Summerland Key, Monroe	173
Ponce Inlet, Volusia	171
University Of Fl, Alachua	170
University Of Miami, Dade	167
Grant-Valkaria, Brevard	167
Lutz, Pasco	166
Caryville, Washington	164
Sumterville, Sumter	163
Hollister, Putnam	163



# COVID-19: characteristics of 2,284,500 Florida resident cases

Data through Jun 1, 2021 verified as of Jun 2, 2021 at 09:25 AM

Data in this report are provisional and subject to change.

The table below includes the cities and counties of residence for cases in Florida residents based on the patient's ZIP Code.

Note that city is not always received as part of the initial notification and may be missing while the case is being investigated.

City and county	Cases
Bay Lake, Orange	161
Citrus Springs, Citrus	161
Lockhart, Orange	157
Big Pine Key, Monroe	157
Christmas, Orange	153
Lady Lake, Sumter	152
San Mateo, Putnam	151
Carrollwood, Hillsborough	151
Inglis, Levy	151
Hiawassee, Orange	151
Missing, Pinellas	148
West Park, Broward	145
Missing, St. Johns	142
Clair-Mel City, Hillsborough	141
Harmony, Osceola	141
University Of Central Florida, Orange	140
Buena Ventura Lakes, Osceola	138
Baldwin, Duval	138
Lake Hamilton, Polk	138
Cloud Lake, Palm Beach	134
Kendall, Dade	134
Missing, Sumter	134
Hampton, Bradford	133
Apopka, Seminole	132
Clarksville, Calhoun	132
Placida, Charlotte	131
Steinhatchee, Taylor	127
Matlacha, Lee	126
Seville, Volusia	126
City Of Sunrise, Broward	126
Temple Terrace, Hillsborough	125
Belleair Beach, Pinellas	125
Sunny Isles Beach, Dade	122
Barry University, Dade	122
Lighthouse Point, Broward	121
Tierra Verde, Pinellas	121
Astor, Lake	120
Dania Beach, Broward	120
Callaway, Bay	117
Saint Leo, Pasco	117
Hurlburt Field, Okaloosa	116
Panacea, Wakulla	115
Dinsmore, Duval	115
Cedar Key, Levy	114
Bradenton Beach, Manatee	112
Florahome, Putnam	111
Brooker, Bradford	110
Tyndall Air Force Base, Bay	109
Lamont, Jefferson	109
Princeton, Dade	108
Canal Point, Palm Beach	108
Missing, Lake	108
Waldo, Alachua	108
Florida Gulf Coast Univ, Lee	106
Kathleen, Polk	106
Fruit Cove, St. Johns	103
Barefoot Bay, Brevard	103
University Of South Florida, Hillsborough	99
Ocean Ridge, Palm Beach	99

# COVID-19: characteristics of 2,284,500 Florida resident cases

Data through Jun 1, 2021 verified as of Jun 2, 2021 at 09:25 AM

Data in this report are provisional and subject to change.

The table below includes the cities and counties of residence for cases in Florida residents based on the patient's ZIP Code.

Note that city is not always received as part of the initial notification and may be missing while the case is being investigated.

City and county	Cases
Bascom, Jackson	98
South Fort Myers, Lee	98
Lorida, Highlands	97
Pinetta, Madison	96
Crystal Beach, Pinellas	94
Fort Denaud, Hendry	93
Maitland, Seminole	92
Missing, St. Lucie	90
F M, Lee	90
Yalaha, Lake	90
Saint Pete Beach, Pinellas	88
Missing, Marion	87
Boca Grande, Lee	86
Welaka, Putnam	82
Patrick Air Force Base, Brevard	82
Eatonville, Orange	80
Wekiwa Springs, Seminole	79
North Venice, Sarasota	76
Palma Ceia, Hillsborough	76
Campbellton, Jackson	75
Cudjoe Key, Monroe	75
Avon Park, Polk	73
Miami Springs, Dade	73
Missing, Duval	73
Reunion, Osceola	72
Anna Maria, Manatee	72
Ochopee, Collier	71
Missing, Palm Beach	70
Air Mail Facility, Dade	69
Georgetown, Putnam	69
Missing, Pasco	69
Stock Island, Monroe	69
Northdale, Hillsborough	68
Greensboro, Gadsden	68
Felda, Hendry	68
Destin, Walton	67
University Of Tampa, Hillsborough	64
Treasure Island, Pinellas	64
North Redington Beach, Pinellas	64
Mexico Beach, Bay	63
Micco, Brevard	62
Bellview, Escambia	60
Duette, Manatee	60
Highland City, Polk	60
Okahumpka, Lake	59
Bonita Beach, Lee	59
Orlando, Seminole	58
Miami, Broward	58
Lake Suzy, Desoto	58
Walnut Hill, Escambia	58
Singer Island, Palm Beach	57
Green Acres, Palm Beach	56
Ona, Hardee	56
Naranja, Dade	56
Miromar Lakes, Lee	55
Heathrow, Seminole	55
Stetson University, Volusia	55
Enterprise, Volusia	54
Missing, Santa Rosa	54

# COVID-19: characteristics of 2,284,500 Florida resident cases

Data through Jun 1, 2021 verified as of Jun 2, 2021 at 09:25 AM

Data in this report are provisional and subject to change.

The table below includes the cities and counties of residence for cases in Florida residents based on the patient's ZIP Code.

Note that city is not always received as part of the initial notification and may be missing while the case is being investigated.

City and county	Cases
Town N Country, Hillsborough	53
Waverly, Polk	52
Intercession City, Osceola	52
Orlando, Dade	52
Aloma, Orange	52
Salt Springs, Marion	51
Terra Ceia, Manatee	51
Palm Beach Shores, Palm Beach	51
Florida International Univ, Dade	50
Missing, Brevard	50
Missing, Broward	49
Eaton Park, Polk	49
Bayonet Point, Pasco	48
Florence Villa, Polk	48
Missing, Hillsborough	48
Ridge Manor, Pasco	47
Cinco Bayou, Okaloosa	47
Kenansville, Osceola	47
Sugarloaf Key, Monroe	46
Village Wellington, Palm Beach	45
Ebro, Washington	45
Miami Shores, Dade	45
Hialeah Gardens, Dade	44
North Bay Village, Dade	44
Sewalls Point, Martin	44
Missing, Seminole	44
Orlando, Osceola	44
Lakeshore, Polk	44
Gulf Breeze, Escambia	44
Key Colony Beach, Monroe	44
Lacoochee, Pasco	43
Manalapan, Palm Beach	43
Bradley, Polk	43
Pine Hills, Orange	42
Bayshore Gardens, Manatee	42
Village Of Wellington, Palm Beach	42
Poinciana, Osceola	41
Cortez, Manatee	41
Florida A And M University, Leon	41
Tice, Lee	40
Davenport, Osceola	40
Saint Johns, Duval	40
Bonaventure, Broward	40
Eloise, Polk	39
Pasadena, Pinellas	39
Univ Of FI Student Dorms, Alachua	39
Westlake, Palm Beach	39
Lealman, Pinellas	39
Jupiter, Martin	39
Ponte Vedra, Duval	38
Homeland, Polk	38
Bay Pines, Pinellas	38
Highland Beach, Palm Beach	37
Venus, Highlands	37
Lulu, Columbia	37
Orlando, Volusia	37
Orlando, Broward	37
Pine Castle, Orange	36
Orlando, Polk	35

# COVID-19: characteristics of 2,284,500 Florida resident cases

Data through Jun 1, 2021 verified as of Jun 2, 2021 at 09:25 AM

Data in this report are provisional and subject to change.

The table below includes the cities and counties of residence for cases in Florida residents based on the patient's ZIP Code.

Note that city is not always received as part of the initial notification and may be missing while the case is being investigated.

City and county	Cases
Palm Shores, Brevard	35
Sydney, Hillsborough	35
City Of Westlake, Palm Beach	34
Alturas, Polk	34
Hallandle Beach, Broward	34
Flemington, Marion	34
Siesta Key, Sarasota	34
Dowling Park, Suwannee	34
Mcintosh, Marion	33
Indian Lake Estates, Polk	33
Little Torch Key, Monroe	33
Kinard, Calhoun	32
Bagdad, Santa Rosa	32
Wekiva Springs, Seminole	32
Palmdale, Glades	32
Penney Farms, Clay	32
Missing, Citrus	32
Homosassa Springs, Citrus	32
South Palm Beach, Palm Beach	32
Westchase, Hillsborough	31
Nocatee, Desoto	31
Saint Marks, Wakulla	30
Missing, Manatee	30
Hawthorne, Putnam	30
Pembroke Park, Broward	30
Missing, Indian River	29
Archer, Levy	29
Chokoloskee, Collier	29
Bonita Springs, Collier	29
Horseshoe Beach, Dixie	29
Sparr, Marion	28
Caryville, Holmes	28
Tangerine, Orange	28
Balm, Hillsborough	28
New Smyrna, Volusia	28
Orange Lake, Marion	27
Florida State, Leon	27
Long Key, Monroe	27
Redington Shores, Pinellas	26
Loughman, Polk	26
Labelle, Glades	26
Paxton, Walton	26
La Crosse, Alachua	26
Earleton, Alachua	26
Wabasso, Indian River	26
Fort Lauderdale, Dade	26
Orlando, Hillsborough	26
Tioga, Alachua	26
Missing, Monroe	25
Missing, Escambia	25
Buckingham, Lee	25
Pensacola Beach, Santa Rosa	25
Yankeetown, Levy	25
South Miami Heights, Dade	25
Bostwick, Putnam	24
Goulds, Dade	24
Santa Fe, Alachua	24
Union Park, Orange	24
Boca Raton, Broward	24

# COVID-19: characteristics of 2,284,500 Florida resident cases

Data through Jun 1, 2021 verified as of Jun 2, 2021 at 09:25 AM

Data in this report are provisional and subject to change.

The table below includes the cities and counties of residence for cases in Florida residents based on the patient's ZIP Code.

Note that city is not always received as part of the initial notification and may be missing while the case is being investigated.

City and county	Cases
Champions Gate, Polk	23
Citrus Ridge, Indian River	23
Mango, Hillsborough	23
Laud-By-The-Sea, Broward	23
Missing, Okaloosa	23
Ramrod Key, Monroe	22
Jensen Beach, St. Lucie	22
Kissimmee, Orange	22
Parker, Bay	22
Crystal Springs, Pasco	22
Bonifay, Washington	22
Florida Dept Of Corrections, Union	22
Fort Ogden, Desoto	22
Wausau, Washington	22
Plymouth, Orange	22
Branford, Lafayette	22
Perdido Key, Escambia	22
Mexico Beach, Gulf	22
Florida International University, Dade	22
Sun City, Hillsborough	21
Florida State Univ Admin, Leon	21
Everglades City, Collier	21
Golden Oak, Orange	21
Candler, Marion	21
Lake Como, Putnam	21
Missing, Collier	21
Trenton, Levy	21
Lowell, Marion	20
Brooksville, Pasco	20
Hollywood, Dade	20
Lake Buena Vista, Orange	20
Nalcrest, Polk	20
Goodland, Collier	20
Indian River Shores, Indian River	20
Gulf Stream, Palm Beach	19
Babcock Ranch, Lee	19
Webster, Hernando	19
High Springs, Gilchrist	19
Maxville, Duval	19
Tallevast, Manatee	19
Johns Pass Village, Pinellas	19
Miami Gardens, Broward	19
Orlando, Palm Beach	19
Wildlight, Nassau	19
Otter Creek, Levy	18
Forest City, Orange	18
Hialeah, Broward	18
Trilby, Pasco	18
Belleair Bluffs, Pinellas	18
West Panama City Beach, Bay	18
Babcock Ranch, Charlotte	18
Lakewood Ranch, Sarasota	18
Mount Dora, Orange	18
Hillsboro Beach, Broward	18
Nichols, Polk	18
Graham, Bradford	17
Missing, Martin	17
Braden River, Manatee	17
Missing, Bay	17

# COVID-19: characteristics of 2,284,500 Florida resident cases

Data through Jun 1, 2021 verified as of Jun 2, 2021 at 09:25 AM

Data in this report are provisional and subject to change.

The table below includes the cities and counties of residence for cases in Florida residents based on the patient's ZIP Code.

Note that city is not always received as part of the initial notification and may be missing while the case is being investigated.

City and county	Cases
Shady Hills, Pasco	17
Hutchinson Island, St. Lucie	17
Gulf Hammock, Levy	17
Graceville, Holmes	17
Lake Monroe, Seminole	17
Winter Garden, Lake	17
Daytona Beach Shores, Volusia	17
Deer Island, Lake	17
Wewahitchka, Calhoun	16
Lake City, Suwannee	16
Woodville, Leon	16
Miami, Unknown	16
Eau Gallie, Brevard	16
Saint Lucie West, St. Lucie	16
Watersound, Walton	16
Hernando Beach, Hernando	16
White Springs, Columbia	16
Dade City, Hernando	16
Suwannee, Dixie	16
Village Of Palmetto Bay, Dade	15
Indian Creek Village, Dade	15
Orlando, Lake	15
Orlando, Pinellas	15
Murdock, Charlotte	14
Choctaw Beach, Okaloosa	14
Captiva, Lee	14
Kingsley Lake, Bradford	14
Los Angeles, Dade	14
Copeland, Collier	14
Wahneta, Polk	14
Durant, Hillsborough	14
Laurel Hill, Walton	14
Virginia Gardens, Dade	14
Mount Plymouth, Lake	13
Elfers, Pasco	13
Greenville, Taylor	13
Holder, Citrus	13
Roseland, Indian River	13
Gonzalez, Escambia	13
Steinhatchee, Dixie	13
Umatilla, Marion	13
Grandin, Putnam	13
Missing, Sarasota	13
Long Boat Key, Manatee	13
Orlando, Brevard	13
Saint George Island, Franklin	13
Unknown, Dade	13
Redington Beach, Pinellas	13
Alys Beach, Bay	13
Fort Charlotte, Charlotte	13
Gibsonia, Polk	12
East Lake, Marion	12
Goldenrod, Seminole	12
Naples, Lee	12
Missing, Nassau	12
Rosemary Beach, Walton	12
Pensacola Beach, Escambia	12
Leisure City, Dade	12
Citrus Hills, Citrus	12



# COVID-19: characteristics of 2,284,500 Florida resident cases

Data through Jun 1, 2021 verified as of Jun 2, 2021 at 09:25 AM

Data in this report are provisional and subject to change.

The table below includes the cities and counties of residence for cases in Florida residents based on the patient's ZIP Code.

Note that city is not always received as part of the initial notification and may be missing while the case is being investigated.

City and county	Cases
Missing, Putnam	12
Fanning Springs, Gilchrist	12
Day, Lafayette	11
Nobleton, Hernando	11
Cypress, Jackson	11
Sea Ranch Lakes, Broward	11
Deerfield Beach, Palm Beach	11
Missing, Polk	11
University Park, Manatee	11
Saint Augustine Beach, St. Johns	10
Worthington Springs, Union	10
Telogia, Liberty	10
Missing, Taylor	10
Barberville, Volusia	10
Innovation, Pasco	10
Haines Creek, Lake	10
Forest City, Seminole	10
Ozona, Pinellas	10
Ybor City, Hillsborough	10
Rubonia, Manatee	10
Briny Breezes, Palm Beach	10
Basinger, Okeechobee	10
East Rockland Key, Monroe	10
Perrine, Dade	10
Orlando, Leon	10
Orlando, Duval	10
Seacrest, Walton	10
Saint Augustine, Duval	9
West Delray Beach, Palm Beach	9
Grant Valkaria, Brevard	9
High Springs, Columbia	9
Keystone Heights, Bradford	9
Lamont, Madison	9
Lloyd, Jefferson	9
Cottondale, Washington	9
Scottsmoor, Brevard	9
Palma Sola, Manatee	9
Pine Ridge, Citrus	9
Beverly Beach, Flagler	9
Putnam Hall, Putnam	9
Fairfield, Marion	9
Ferndale, Lake	9
Missing, Jackson	9
Indian Shores, Pinellas	8
Cross Creek, Alachua	8
Quail Heights, Dade	8
Palm City, St. Lucie	8
Seybold, Dade	8
White City, Gulf	8
Missing, Clay	8
Jerome, Collier	8
Ridge Manor Estates, Sumter	8
Ponce De Leon, Walton	8
Anastasia Island, St. Johns	8
Salem, Taylor	8
Orange Springs, Marion	8
Oneco, Manatee	8
Weirsdale, Lake	8
Evinston, Alachua	8

# COVID-19: characteristics of 2,284,500 Florida resident cases

Data through Jun 1, 2021 verified as of Jun 2, 2021 at 09:25 AM

Data in this report are provisional and subject to change.

The table below includes the cities and counties of residence for cases in Florida residents based on the patient's ZIP Code.

Note that city is not always received as part of the initial notification and may be missing while the case is being investigated.

City and county	Cases
Inglis, Citrus	7
Fernandina, Nassau	7
Missing, Flagler	7
Orange Park, Duval	7
Port Saint John, Brevard	7
Clarcona, Orange	7
Morriston, Marion	7
Orlando, Pasco	7
Longboat Key, Sarasota	7
Dearborn, Dade	7
Duck Key, Monroe	7
Missing, Walton	7
Labelle, Lee	7
Switzerland, St. Johns	7
Maitland, Volusia	7
Aripeka, Pasco	7
Deland, Lake	7
Valkaria, Brevard	7
Orlando, Alachua	7
River Ranch, Polk	7
Niceville, Walton	7
Okeechobee, Glades	7
Punta Gorda, Lee	6
Holt, Santa Rosa	6
Inlet Beach, Bay	6
Missing, Leon	6
Missing, Hernando	6
Orlando, Flagler	6
Orlando, Marion	6
Oklawaha, Marion	6
Shady Grove, Taylor	6
Sunny Hills, Washington	6
Missing, Highlands	6
Port Salerno, Martin	6
Winter Park, Polk	6
Winderemere, Orange	6
Lake Worth, Broward	6
Maitland, Hillsborough	6
Grove City, Charlotte	6
Eglin, Okaloosa	6
Coco River, Collier	6
Bruce, Holmes	6
Cape Haze, Charlotte	6
Miramar, Dade	6
Missing, Osceola	6
Newberry, Gilchrist	6
San Carlos Park, Lee	6
Glenwood, Volusia	6
Miccosukee, Leon	6
Orchid, Indian River	6
Point Washington, Walton	6
Mayport Naval Station, Duval	6
Lake Butler, Bradford	6
Maitland, Osceola	6
Bradenton, Sarasota	6
Ocoee, Lake	6
Missing, Unknown	6
Okeechobee, Martin	5
Passport, Unknown	5

# COVID-19: characteristics of 2,284,500 Florida resident cases

Data through Jun 1, 2021 verified as of Jun 2, 2021 at 09:25 AM

Data in this report are provisional and subject to change.

The table below includes the cities and counties of residence for cases in Florida residents based on the patient's ZIP Code.

Note that city is not always received as part of the initial notification and may be missing while the case is being investigated.

City and county	Cases
Pompano Beach, Palm Beach	5
Orlando, Manatee	5
Wakulla Springs, Wakulla	5
Cypress Gardens, Polk	5
Island Grove, Alachua	5
Jonesville, Alachua	5
Missing, Alachua	5
Bonnie, Dade	5
Alys Beach, Walton	5
Delray Beach, Broward	5
Seacrest, Bay	5
Williston, Marion	5
Okeechobee, Osceola	5
North Fort Myers, Charlotte	5
Fort Lauderdale, Palm Beach	5
Jacksonville Naval Air Station, Duval	5
Bayou George, Bay	5
Boynton Beach, Broward	5
Ebro, Bay	5
Highland Park, Polk	5
Los Angeles, Broward	5
Westchester, Dade	5
Melrose, Bradford	5
Mid Florida, Seminole	5
Ocean Breeze, Martin	5
Missing, Columbia	5
Milton, Escambia	5
Jacksonville, Clay	5
Greenville, Jefferson	5
Mayport, Duval	5
Clermont, Polk	5
Pass, Unknown	5
Stuart, St. Lucie	5
Lake Geneva, Clay	5
Miami, Palm Beach	5
Live Oak, Madison	4
Loxahatchee Groves, Palm Beach	4
West Bradenton, Manatee	4
Marina Del Rey, Dade	4
Lake Harbor, Palm Beach	4
Glen Ridge, Palm Beach	4
Coconut Creek, Palm Beach	4
Orem, Palm Beach	4
Jacksonville, Dade	4
Arcadia, Hillsborough	4
Branford, Gilchrist	4
Champions Gate, Osceola	4
Clewiston, Palm Beach	4
Conch Key, Monroe	4
Melrose, Clay	4
Sharpes, Brevard	4
Sugarloaf, Monroe	4
Wacissa, Jefferson	4
Lazy Lake, Broward	4
Lamont, Taylor	4
Sandestin, Walton	4
Pompano Beach, Dade	4
El Jobean, Charlotte	4
Bella Collina, Lake	4

# COVID-19: characteristics of 2,284,500 Florida resident cases

Data through Jun 1, 2021 verified as of Jun 2, 2021 at 09:25 AM

Data in this report are provisional and subject to change.

The table below includes the cities and counties of residence for cases in Florida residents based on the patient's ZIP Code.

Note that city is not always received as part of the initial notification and may be missing while the case is being investigated.

City and county	Cases
Hinsdale, Manatee	4
International Service Center, Dade	4
Indian Rock Beach, Pinellas	4
Cape San Blas, Gulf	4
Bowling Green, Polk	4
North Miami Beach, Broward	4
Monticello, Madison	3
Plantation Key, Monroe	3
Samoset, Manatee	3
Vernon, Bay	3
Apopka, Lake	3
Crestview, Walton	3
Cross Key, Monroe	3
Fernandina Beach, Duval	3
Fpo, Duval	3
Green Cove Springs, Duval	3
Mayport Naval Housing, Duval	3
Julington Creek, St. Johns	3
Jupiter Island, Martin	3
Kathleen, Pasco	3
Ocean Reef Club, Monroe	3
Missing, Washington	3
Mims, Volusia	3
Miami Beach, Unknown	3
Marco Island, Lee	3
Alford, Washington	3
Altamonte Springs, Orange	3
Orlando, Escambia	3
Pass-A-Grille, Pinellas	3
Port St. Lucie, St. Lucie	3
Vero Beach, St. Lucie	3
Winter Park, Volusia	3
Land O Lakes, Hillsborough	3
Lady Lake, Marion	3
Homeless, Hillsborough	3
Jacksonville , Duval	3
Ft Pierce, St. Lucie	3
Brooklyn, Broward	3
Westville, Walton	3
Orlo Vista, Orange	3
Pembroke Lakes, Broward	3
Milligan, Okaloosa	3
Sorrento, Orange	3
Stuart, Palm Beach	3
University Of Central FI, Hillsborough	3
Jacksonville, Alachua	3
Marina Del Rey, Broward	3
Coraopolis, Citrus	3
Chicago, Lee	3
Bristol, Calhoun	3
Aventura, Broward	3
Inverness, Polk	3
Pass, Dade	3
Vero Beach, Brevard	3
Pp, Dade	3
Woodside, Broward	3
Wimauma, Manatee	3
Brewton, Escambia	3
Apopka, Broward	3

# COVID-19: characteristics of 2,284,500 Florida resident cases

Data through Jun 1, 2021 verified as of Jun 2, 2021 at 09:25 AM

Data in this report are provisional and subject to change.

The table below includes the cities and counties of residence for cases in Florida residents based on the patient's ZIP Code.

Note that city is not always received as part of the initial notification and may be missing while the case is being investigated.

City and county	Cases
Lanark Village, Franklin	3
Maitland, Polk	3
Miami Shores, Broward	3
Pineland, Lee	3
Redland, Dade	3
Tampa Palms, Hillsborough	3
Tampa, Pinellas	3
Tarpon Springs, Pasco	3
Winter Garden, Seminole	3
Clermont, Orange	3
Ludlam, Dade	3
Laurel, Sarasota	3
West Palm Beach, Broward	3
Wildwood, Marion	3
Village Of Golf, Palm Beach	3
Saint Augusaintine Beach, St. Johns	3
Port Saint Lucie, Martin	3
Palm Coast, Volusia	3
Saint Petersburg, Hillsborough	3
Opa Locka, Broward	3
Loxahatchee, Broward	3
Lynbrook, Broward	3
Miami, Orange	3
Lake City, Duval	3
Lakeland, Hillsborough	3
Immokalee, Lee	3
Hallandale Beach, Dade	3
Bradington, Manatee	3
Blountstown, Liberty	3
Blountstown, Jackson	2
Alligator Point, Franklin	2
Crawfordville, Leon	2
Eatonville, Lake	2
Lawtey, Union	2
Lehigh Acres, Dade	2
Miami, Hillsborough	2
Lutz, Pinellas	2
Los Angeles, Okaloosa	2
Louisville, Manatee	2
Orange City, Seminole	2
None, Dade	2
Navarre, Okaloosa	2
Mount Pleasant, Gadsden	2
Phoenix, Lake	2
Seven Springs, Pasco	2
Upper Key Largo, Monroe	2
University Of Central Florida, Brevard	2
West Villages, Sarasota	2
Zellwood, Lake	2
Lecanto, Marion	2
Lake Helen, Orange	2
Maitland, Leon	2
Melrose, Alachua	2
Fort Pierce, Martin	2
Fort Myers, Collier	2
Doctors Inlet, Clay	2
Bronx, Seminole	2
Bonifay, Jackson	2
Bonnie, Duval	2

# COVID-19: characteristics of 2,284,500 Florida resident cases

Data through Jun 1, 2021 verified as of Jun 2, 2021 at 09:25 AM

Data in this report are provisional and subject to change.

The table below includes the cities and counties of residence for cases in Florida residents based on the patient's ZIP Code.

Note that city is not always received as part of the initial notification and may be missing while the case is being investigated.

City and county	Cases
Bonnie, Sarasota	2
West Palm Beach, Dade	2
Weston, Dade	2
Winter Park, Leon	2
Orlando, Charlotte	2
Palm Springs North, Dade	2
St John, Broward	2
Olustee, Baker	2
Orlando, Santa Rosa	2
Maitland, Lake	2
Killarney, Orange	2
Jan Phyl Village, Polk	2
Hialeah Lakes, Dade	2
Hialeah, Orange	2
Moore Haven, Hendry	2
Naples, Broward	2
Cassadaga, Volusia	2
Fort Walton Beach, Walton	2
Duke Field Air Force Station, Okaloosa	2
Dunnellon, Levy	2
University Of Central Florida, Palm Beach	2
University Of Central Florida, Pinellas	2
Yalhala, Lake	2
Pp, Unknown	2
Provo, Broward	2
Pensacola, Santa Rosa	2
Ridge Manor, Hernando	2
Sumatra, Liberty	2
West Point, Lee	2
University Of Central Florida, Broward	2
Orlando, Okaloosa	2
Saint Teresa, Wakulla	2
Miamt, Dade	2
North Miami, Broward	2
Knoxville, Escambia	2
Maitland, Pasco	2
Homeless, Dade	2
Florida Power & Light Co, Dade	2
Amelia City, Nassau	2
Alligator Point, Wakulla	2
Casselberry, Orange	2
Dfafs, Okaloosa	2
Longview, Dade	2
Jacksonville Naval Hospital, Duval	2
Hosford, Calhoun	2
Yeehaw, Okeechobee	2
Tampa, Hernando	2
Noma, Holmes	2
Sebring, Desoto	2
Saint Lucie Village, St. Lucie	2
Ormond Beach, Flagler	2
Pembroke Pines, Dade	2
Northport, Sarasota	2
Saint Marys, Nassau	2
Port Saint Lucie, Palm Beach	2
Red Bay, Holmes	2
West Lafayette, Broward	2
Windermere, Lake	2
Woodstock, Lee	2



# COVID-19: characteristics of 2,284,500 Florida resident cases

Data through Jun 1, 2021 verified as of Jun 2, 2021 at 09:25 AM

Data in this report are provisional and subject to change.

The table below includes the cities and counties of residence for cases in Florida residents based on the patient's ZIP Code.

Note that city is not always received as part of the initial notification and may be missing while the case is being investigated.

City and county	Cases
Sutton, Pasco	2
Tequesta, Martin	2
Town Of Nocatee, St. Johns	2
Carl Fisher, Dade	2
Cross City, Taylor	2
Bay Harbor Islands, Unknown	2
Alachua, Duval	2
Fort Lauderdale, Alachua	2
Inwood, Broward	2
Jupiter, Dade	2
Micanopy, Marion	2
Winter Springs, Orange	2
Windermere, Hillsborough	2
Union, Manatee	2
University Of Central Fl, Seminole	2
Tampa, Duval	2
Venice, Dade	2
Sand Lake, Orange	2
Swansea, Lee	2
Okeechobee, Highlands	2
Pompano Beach, Osceola	2
Port Charlotte, Lee	2
At Large, Broward	2
Boys Ranch, Suwannee	2
Eatonville, Polk	2
Miami, Martin	2
New Port Richey, Hillsborough	2
Long Beach, Orange	2
Labelle, Collier	2
Jena, Taylor	2
Fort Pierce, Brevard	2
Marysville, Dade	2
Lake Clarke Shores, Palm Beach	2
Fl State Univ Student, Leon	2
Defuniak Springs, Okaloosa	2
Cibolo, Orange	2
Claysville, Hernando	2
Crescent Beach, Sarasota	2
Callahan, Duval	2
Tampa, Broward	2
Tarpon Springs, Hillsborough	2
South Miami, Broward	2
Port Canaveral, Brevard	2
Monument, Broward	2
Orlando, St. Lucie	2
Orlando, Walton	1
Oviedo, Lake	1
Orlando, St. Johns	1
Orem, Dade	1
Orlando, Citrus	1
Orlando, Collier	1
Orlando, Hernando	1
Ocala, Duval	1
Notrealville, Polk	1
Mokena, Lee	1
Myrtle Beach, Broward	1
Morrisville, Palm Beach	1
North Brunswick, St. Lucie	1
North Grafton, Dade	1

# COVID-19: characteristics of 2,284,500 Florida resident cases

Data through Jun 1, 2021 verified as of Jun 2, 2021 at 09:25 AM

Data in this report are provisional and subject to change.

The table below includes the cities and counties of residence for cases in Florida residents based on the patient's ZIP Code.

Note that city is not always received as part of the initial notification and may be missing while the case is being investigated.

City and county	Cases
Nashville, Palm Beach	1
Pooler, Broward	1
Punta Gorda, Sarasota	1
Putnam, Putnam	1
Plantation, Leon	1
Pensacola, Dade	1
Panomo City, Bay	1
Parrish, Sarasota	1
Ridgewood, Lee	1
Roayl Palm Beach, Palm Beach	1
Roseville, Broward	1
Rye, Palm Beach	1
Saint Petersburg, Bay	1
St Cloud, Orange	1
St Helena Is, Dade	1
Statenville, Suwannee	1
Vernon, Walton	1
Unknown, Manatee	1
Tinley Park, Manatee	1
Twentynine Palms, Broward	1
Waukesha, Volusia	1
Whippany, Volusia	1
Wilmington, Charlotte	1
Windermere, Alachua	1
Winfield, Hillsborough	1
Winter Garden, Unknown	1
Winter Park, Brevard	1
Xifamk, Dade	1
Buffalo, Dade	1
Canton, Duval	1
Brunswick, Polk	1
Bryceville, Duval	1
Bradentom, Manatee	1
Bradenton, Lee	1
Boca Raton, Dade	1
Boca Raton, Madison	1
Bogota, Unknown	1
Bal Harbour, Broward	1
Atlanta, Walton	1
Attalla, Broward	1
Auburn, Palm Beach	1
Autaugaville, Broward	1
Apopka, Volusia	1
Alachua, Suwannee	1
Alafaya, Broward	1
Alafaya, Pinellas	1
Crestview, Broward	1
Clearwater, Leon	1
Charlotte, Alachua	1
Crystal River, Marion	1
Dalecity, Okaloosa	1
Daytona Beach, Orange	1
Deerfield Beach, Polk	1
Dona Vista, Lake	1
East Setauket, Palm Beach	1
El Dorado, Palm Beach	1
Fayetteville, Broward	1
Fellsmere, Brevard	1
Florida City, Unknown	1

# COVID-19: characteristics of 2,284,500 Florida resident cases

Data through Jun 1, 2021 verified as of Jun 2, 2021 at 09:25 AM

Data in this report are provisional and subject to change.

The table below includes the cities and counties of residence for cases in Florida residents based on the patient's ZIP Code.

Note that city is not always received as part of the initial notification and may be missing while the case is being investigated.

City and county	Cases
Fort Lauderdale, Collier	1
Fort Myers, Alachua	1
Fleming Island, Duval	1
Glen Saint Mary, Duval	1
Golf, Palm Beach	1
Gainesville, Levy	1
Greensboro, Leon	1
Great Neck, Dade	1
Jacksonville, Baker	1
Jacksonville, Marion	1
Jupiter Inlet, Palm Beach	1
Holiday, Hillsborough	1
Immokalee, Walton	1
Lake Forest, Collier	1
Macclenny, Dixie	1
Madison, Jefferson	1
Maitland, Collier	1
Key West Naval Air Station, Monroe	1
Key West, Palm Beach	1
Kilgore, Dade	1
Land O Lakes, Unknown	1
Lawton, Okaloosa	1
Levittown, Palm Beach	1
Lima, Manatee	1
Lima, Volusia	1
Merrick, Palm Beach	1
Metter, Manatee	1
Miami, Osceola	1
Miamiardens, Unknown	1
Miamksaohes, Dade	1
Indianapolis, Lee	1
Jupiter, Pinellas	1
Kansas City, Palm Beach	1
Los Angeles, Orange	1
Maitland, Palm Beach	1
Lake In The Hills, Broward	1
Litchfield Park, Monroe	1
Littleton, St. Johns	1
Newaygo, Charlotte	1
North Port, Charlotte	1
Na, Dade	1
Naples, Unknown	1
New Canaan, Dade	1
Milford, Bay	1
Milford, Unknown	1
Melbourne, Volusia	1
Marianna, Leon	1
Marianna, Washington	1
Mary Esther, Hillsborough	1
Marathon Shores, Monroe	1
Mattoon, Lee	1
Eureka, Flagler	1
Evansville, Citrus	1
Denton, Broward	1
Destin, Bay	1
Dpo, Dade	1
Crescent City, Marion	1
Commerce Township, Manatee	1
Crawfordville, Alachua	1

# COVID-19: characteristics of 2,284,500 Florida resident cases

Data through Jun 1, 2021 verified as of Jun 2, 2021 at 09:25 AM

Data in this report are provisional and subject to change.

The table below includes the cities and counties of residence for cases in Florida residents based on the patient's ZIP Code.

Note that city is not always received as part of the initial notification and may be missing while the case is being investigated.

City and county	Cases
Fort Lauderdale, Lee	1
Fort Myers, Polk	1
Fort Worth, Broward	1
Franklin, Orange	1
Frostproof, Highlands	1
Gainesville, Palm Beach	1
Gainesville, Santa Rosa	1
Glens Falls, Broward	1
Gwynn Oak, Polk	1
Brewster, Palm Beach	1
Brownsville, Escambia	1
Bryant, Palm Beach	1
Bonnie, St. Johns	1
Clearwater, Hillsborough	1
Coal City, Pasco	1
Celebration, Orange	1
Chicago, Broward	1
Austin, Dade	1
Apo, Collier	1
Big Torch Key, Monroe	1
Black, Holmes	1
Boca Raton, Lee	1
8852 Teacher Ln, Pasco	1
Addison, Pasco	1
Apopka, Citrus	1
Apopka, Hillsborough	1
Arabi, Orange	1
Port Saint Lucie, Marion	1
Roswell, Bay	1
Royal Palm, Palm Beach	1
Ruskin, Dade	1
Ruskin, Manatee	1
Saginaw, Broward	1
Panama City Beach, Broward	1
Pittsburgh, Alachua	1
Playa Del Rey, Palm Beach	1
Plymouth, Pasco	1
Opa Locka, Orange	1
Pensacola Naval Hospital, Escambia	1
Oviedo, Orange	1
Pace, Escambia	1
Painted Post, Pasco	1
Palatka, Marion	1
Tampa, Citrus	1
Surfside Beach, Orange	1
Summerdale, Escambia	1
Sun City Center, Lee	1
Temple, Palm Beach	1
Unknown, Duval	1
Upland, Manatee	1
Valrico, Polk	1
Scottsdale, Brevard	1
Scottsdale, Palm Beach	1
St Peterburg, Orange	1
Staten Island, Broward	1
Stiamk, Dade	1
Saint Charles, Orange	1
Saint Petersburg, Duval	1
Saint Petersburg, Manatee	1

# COVID-19: characteristics of 2,284,500 Florida resident cases

Data through Jun 1, 2021 verified as of Jun 2, 2021 at 09:25 AM

Data in this report are provisional and subject to change.

The table below includes the cities and counties of residence for cases in Florida residents based on the patient's ZIP Code.

Note that city is not always received as part of the initial notification and may be missing while the case is being investigated.

City and county	Cases
Wabasha, Clay	1
West Hollywood, Broward	1
Wekiwa Springs, Orange	1
Wakefield, Broward	1
Waverly, Duval	1
Winnetka, Dade	1
Winter Garden, Osceola	1
Winter Haven, Leon	1
Winter Haven, Osceola	1
Winter Park, Duval	1
Winter Park, Palm Beach	1
Winter Springs, Polk	1
Youngstown, Washington	1
Wildwood, Lee	1
Willington, Lee	1
Milford, Lee	1
Missing, Okeechobee	1
Monroe Township, Palm Beach	1
Monroe, Lee	1
Moore Haven, Okeechobee	1
Matawan, Palm Beach	1
Mckinney, Broward	1
Miamc, Dade	1
Lake Butler, Alachua	1
Knoxville, Bay	1
Las Vegas, Palm Beach	1
Ldhl, Broward	1
Longwood, Volusia	1
Leesburg, Seminole	1
Lehigh Acres, Collier	1
Lincoln, St. Lucie	1
Little Neck, Lee	1
Jupiter, St. Lucie	1
Kenilworth, Leon	1
Key West, Duval	1
Kingsland, Nassau	1
Keys West, Unknown	1
Irvine, Marion	1
Istachatta, Hernando	1
Intrcsion Cty, Osceola	1
Inverness, Marion	1
Jacksonville, Orange	1
Jefferson, Dade	1
Jonesboro, Leon	1
Homeless, Monroe	1
Homeless, Pinellas	1
Howell, Dade	1
Hudson, Hernando	1
Hoclywsod, Dade	1
Holiday, Pinellas	1
Hernando, Marion	1
Hialeah, Collier	1
Indian Rocks Beach, Duval	1
Indiantown, Palm Beach	1
Inglewood, Sarasota	1
Fort Lauderdale, Leon	1
Fort Myers, Sarasota	1
Fort Pierce, Palm Beach	1
Fort White, Clay	1

# COVID-19: characteristics of 2,284,500 Florida resident cases

Data through Jun 1, 2021 verified as of Jun 2, 2021 at 09:25 AM

Data in this report are provisional and subject to change.

The table below includes the cities and counties of residence for cases in Florida residents based on the patient's ZIP Code.

Note that city is not always received as part of the initial notification and may be missing while the case is being investigated.

City and county	Cases
East Palatka, Hillsborough	1
Eastpoint, Leon	1
Dearborn, Broward	1
Deer Park, Dade	1
Deerfield, Dade	1
Deland, Seminole	1
Deltona, Seminole	1
Downingtown, Broward	1
Downingtown, Hillsborough	1
Dpo, Santa Rosa	1
Garden City, Alachua	1
Gaylord, Orange	1
Goodrich, Charlotte	1
Gotcha, Orange	1
Greensburg, Palm Beach	1
Harpers Ferry, Palm Beach	1
Helen, Bay	1
Haines City, Osceola	1
Erie, Monroe	1
Fisher Island, Unknown	1
Alpharetta, Broward	1
O, Manatee	1
Acworth, Okaloosa	1
Apopka, Clay	1
Asheville, Highlands	1
Astoria, Broward	1
Atmore, Escambia	1
Bartow, Hardee	1
Bel Air, Collier	1
Bonnie, Broward	1
Boston, Broward	1
Berryton, Palm Beach	1
Big Coppitt Key, Monroe	1
Dallas, Hernando	1
Dayton, Lake	1
Daytona Beach, Pinellas	1
Carmel, Orange	1
Cedar Springs, Hernando	1
Brooklyn, Dade	1
Brooklyn, Lee	1
Caracas, Dade	1
Troy, Manatee	1
Unkn, Duval	1
Topsham, Manatee	1
Sweetwater, Manatee	1
Syracuse, Polk	1
Tallahassee, Dade	1
Tamarac, Dade	1
Tavares, Orange	1
Waipahu, Santa Rosa	1
Ward, Polk	1
Wellborn, Columbia	1
West Aplm Beach, Palm Beach	1
Venetian Islands, Dade	1
Yulee, St. Johns	1
Zephyrhills, Hillsborough	1
Winter Garden, Duval	1
Woodbine, Nassau	1
West Yarmouth, St. Lucie	1



# COVID-19: characteristics of 2,284,500 Florida resident cases

Data through Jun 1, 2021 verified as of Jun 2, 2021 at 09:25 AM

Data in this report are provisional and subject to change.

The table below includes the cities and counties of residence for cases in Florida residents based on the patient's ZIP Code.

Note that city is not always received as part of the initial notification and may be missing while the case is being investigated.

City and county	Cases
Rileyville, Flagler	1
Saint Joseph, Volusia	1
Russellville, Bay	1
Sagamore Beach, Charlotte	1
Saint Augustine, Broward	1
Saint Cloud, Palm Beach	1
Prattville, Hillsborough	1
Prestonsburg, Bay	1
Quincy, Jackson	1
Rapid City, Broward	1
Petersburg, Manatee	1
Piasa, Putnam	1
Saint Petersburg, Polk	1
San Antonio, Orange	1
Shirley, Flagler	1
Seminole, Leon	1
Suitland, Volusia	1
Sunbright, Palm Beach	1
Oakland, Lee	1
Oldsmar, Hillsborough	1
Olean, Alachua	1
North Palm Beach, Orange	1
Missing, Levy	1
Myakka City, Sarasota	1
New Middletown, Hillsborough	1
New Port Richey, Pinellas	1
Newberry, Marion	1
Newtown, Lake	1
Palmetto Bay, Palm Beach	1
Palmetto, Pasco	1
Parma, Manatee	1
Pass-A-Grille Beach, Pinellas	1
Other, Dade	1
Pembroke Pines, Orange	1
Pensacola, Sumter	1
Paducah, Manatee	1
Orlando, Jackson	1
Orlando, Lee	1
Perth Amboy, Hillsborough	1
Powell, Lee	1
Randolph, Orange	1
Rivera Beach, Palm Beach	1
Ocala, Citrus	1
Ocoee, Unknown	1
Odessa, Dade	1
Nantucket, Palm Beach	1
New Vernon, Palm Beach	1
Oldsrav, Manatee	1
Newberry, Levy	1
Saint Augustine, Flagler	1
Port Orange, Brevard	1
Seffenner, Hillsborough	1
Seminole, Lee	1
Sanford, Orange	1
Saint Petersburg, Charlotte	1
Stratford, Broward	1
South Hempstead, Alachua	1
Suntise, Dade	1
Tallahassee, Madison	1

# COVID-19: characteristics of 2,284,500 Florida resident cases

Data through Jun 1, 2021 verified as of Jun 2, 2021 at 09:25 AM

Data in this report are provisional and subject to change.

The table below includes the cities and counties of residence for cases in Florida residents based on the patient's ZIP Code.

Note that city is not always received as part of the initial notification and may be missing while the case is being investigated.

City and county	Cases
Tallahassee, Pinellas	1
Windermere, Volusia	1
Wtixrat, Dade	1
White Plains, Broward	1
Whites Creek, Leon	1
Vero Beach, Unknown	1
University Of Central Florida, Lee	1
Trenton, Dixie	1
Toms River, Lee	1
Tourist, Dade	1
Watersound, Bay	1
Wauchula, Desoto	1
Unk, Duval	1
Ventura, Orange	1
Hudson, Pinellas	1
Hoosick Falls, Broward	1
Hialeahgardens, Dade	1
Hiram, Leon	1
Jacksonville, Nassau	1
Indian Rock Beach, Palm Beach	1
Interlachen, Duval	1
Fort Myers, Broward	1
Gainesville, Okaloosa	1
Florala, Okaloosa	1
Forestville, Volusia	1
Greenbrier, Bay	1
Greenville, Palm Beach	1
Groveland, Orange	1
Longwood, Broward	1
Lucedale, St. Lucie	1
Kure Beach, Monroe	1
Lakeland, Palm Beach	1
Macclenny, Duval	1
Mantua, Broward	1
Leesburg, Broward	1
Kaclsonville, Duval	1
Kechi, Orange	1
Mayaguez, Dade	1
Mexico, Orange	1
Miami Gardens, Unknown	1
Middletown, Osceola	1
Monroe, Hillsborough	1
Missing, Gilchrist	1
Dover, Lee	1
Davenport, Lake	1
Dayton, Citrus	1
Dayton, Orange	1
Dearborn Heights, Hillsborough	1
Edgewood, Broward	1
Elkton, Putnam	1
Elmira, Manatee	1
Cincinnati, Dade	1
Chesterfield, Broward	1
Carteret, Polk	1
Connellsville, Highlands	1
Armstrong, St. Johns	1
Atl, Brevard	1
Alva, Escambia	1
Andalusia, Escambia	1

# COVID-19: characteristics of 2,284,500 Florida resident cases

Data through Jun 1, 2021 verified as of Jun 2, 2021 at 09:25 AM

Data in this report are provisional and subject to change.

The table below includes the cities and counties of residence for cases in Florida residents based on the patient's ZIP Code.

Note that city is not always received as part of the initial notification and may be missing while the case is being investigated.

City and county	Cases
Arcadia, Highlands	1
Baker, Santa Rosa	1
Belleville, Palm Beach	1
Belmont, Santa Rosa	1
Blountstown, Broward	1
Bronson, Alachua	1
Brooker, Alachua	1
Brandon, Pinellas	1
Bradenton, Clay	1
Bonita, Lee	1
Bocaraten, Palm Beach	1
Boston, Dade	1
Brewster, Volusia	1
Bryn Mawr, Palm Beach	1
Burkeville, Brevard	1
Camden Wyoming, Duval	1
Boca Raton,, Palm Beach	1
Bear Grass, Palm Beach	1
Azalea Park, Osceola	1
Altamonte, Orange	1
Alva, Collier	1
Amelia Village, Nassau	1
Allentown, Putnam	1
Apple Creek, Citrus	1
Barefoot Beach, Lee	1
Battle Creek, Manatee	1
Avon, Manatee	1
Aventura, Osceola	1
Conifer, Lee	1
Cutler Bay, Broward	1
Clarksboro, Lee	1
Chipley, Holmes	1
Chipley, Jackson	1
Celebration, Palm Beach	1
Chattanooga, Dade	1
Elbow Lake, Palm Beach	1
Everett, Dade	1
Eatonville, Seminole	1
Dale City, Dade	1
Daniel Island, Bay	1
Dunellen, Dade	1
Diamond, Highlands	1
Doral, Broward	1
Fort Denaud, Glades	1
Fort Meyers, Lee	1
Fairless Hills, Broward	1
FI State Lot, Leon	1
Flamingo Lodge, Dade	1
Fortwalton Beach, Okaloosa	1
Garland, Orange	1
Homer, Escambia	1
Hialeah, Unknown	1
Hickory, Lee	1
Havana, Leon	1
Hersey, Pinellas	1
Longwood, Orange	1
Lansdale, Lake	1
Lapeer, Manatee	1
Lehigh Cares, Lee	1

# COVID-19: characteristics of 2,284,500 Florida resident cases

Data through Jun 1, 2021 verified as of Jun 2, 2021 at 09:25 AM

Data in this report are provisional and subject to change.

The table below includes the cities and counties of residence for cases in Florida residents based on the patient's ZIP Code.

Note that city is not always received as part of the initial notification and may be missing while the case is being investigated.

City and county	Cases
Live Oak, Columbia	1
Loganville, Orange	1
Lake Mary, Lake	1
Jeffersonville, Broward	1
Newtown, Dade	1
Ocean City, Broward	1
Old Town, Gilchrist	1
Opa Locka, Polk	1
Orem, Sarasota	1
Oviedo, Leon	1
Middleburg, Duval	1
Midland, Osceola	1
Missing, Hamilton	1
Missing, Wakulla	1
Monterey, Broward	1
Mumford, Manatee	1
N/A, Duval	1
Naples, Alachua	1
Miami, Charlotte	1
Miamii, Dade	1
San Antonio, Dade	1
Sanford, Palm Beach	1
Sebastian, Lake	1
Ridgewood, Broward	1
Riverview, Manatee	1
Rochester, Broward	1
Roseland, Palm Beach	1
Republic, Monroe	1
Richmond, Palm Beach	1
Russellville, Hillsborough	1
Saint Augustine, Okaloosa	1
Pompano Beach, Alachua	1
Porter Ranch, Dade	1
Raiford, Bradford	1
Ponte Vedra Beach, Orange	1
Port Orange , Volusia	1
Port Saint Lucie, Indian River	1
University Of Central Fl, Pasco	1
Union City, Bradford	1
Steinhatchee, Alachua	1
Tower Lakes, Lee	1
Tallahassee, Wakulla	1
Tampa, Escambia	1
Tampa, Manatee	1
Tangerine, Lake	1
Wesley Chapel, Hillsborough	1
Village Of Palm Springs, Palm Beach	1
Virginia Beach, Alachua	1
Wayne, Palm Beach	1
Webster, Pasco	1
Wekiva Springs, Orange	1
Westerville, Hillsborough	1
Wilton Manors, Dade	1
Wilbur By The Sea, Volusia	1
Willowbrook, Lee	1
Wilmington, Pasco	1
Windermere, Okaloosa	1
Winter Garden, Hillsborough	1
Woodland Hills, Brevard	1

# COVID-19: characteristics of 2,284,500 Florida resident cases

Data through Jun 1, 2021 verified as of Jun 2, 2021 at 09:25 AM

Data in this report are provisional and subject to change.

The table below includes the cities and counties of residence for cases in Florida residents based on the patient's ZIP Code. Note that city is not always received as part of the initial notification and may be missing while the case is being investigated.

City and county	Cases
Youngstown, Calhoun	1
Yulee, Duval	1
Summerville, Dade	1
Tallahassee, Escambia	1
Stockbridge, Leon	1
Sullivans Island, Dade	1
Tinley Park, Lee	1
University Of Central Fl, Dade	1
Telluride, Lee	1
Tampa, Lee	1
Tampa, Polk	1
Riverview, Pinellas	1
Rochester, Lee	1
Rosemary Beach, Bay	1
Saint Cloud, Orange	1
Saint Petersburg, Dade	1
San Juan, Osceola	1
San Pedro Sula, Dade	1
Sandy, Duval	1
Sevierville, Dade	1
South Otselic, Dade	1
Southampton, Palm Beach	1
Plant City, Hendry	1
Plant City, Pinellas	1
Richmond Heights, Dade	1
Ponce, Orange	1
Port Saint Lucie, Duval	1
Pound Ridge, Leon	1
Orlando, Highlands	1
Orem, Nassau	1
Olando, Orange	1
Parlin, Broward	1
Wellington, Broward	1
West Lafayette, Desoto	1
West Simsbury, Collier	1
Windermere, Polk	1
Winter Park, Lake	1
Wayne, Dade	1
Winter, Pinellas	1
Downers Grove, St. Lucie	1
Export, Palm Beach	1
Fort Myers, Lake	1
Felda, Palm Beach	1
Flagler Beach, Volusia	1
Flora, Lee	1
Fruitland Park, Sumter	1
Gainesville, Marion	1
Gastonia, Polk	1
Fresno, Pasco	1
Green, Clay	1
Greensburg, Orange	1
Greenville, Monroe	1
Groveland, Broward	1
Gulf Shores, Escambia	1
Clearwater, Highlands	1
Columbia, Orange	1
Coral Gables, Unknown	1
Crestview, Dade	1
Dade City, Polk	1

# COVID-19: characteristics of 2,284,500 Florida resident cases

Data through Jun 1, 2021 verified as of Jun 2, 2021 at 09:25 AM

Data in this report are provisional and subject to change.

The table below includes the cities and counties of residence for cases in Florida residents based on the patient's ZIP Code.

Note that city is not always received as part of the initial notification and may be missing while the case is being investigated.

City and county	Cases
Darien, Pasco	1
Delrey Beach, Palm Beach	1
Arcadia, Charlotte	1
Aspen, Palm Beach	1
Atl, Broward	1
Atlanta, Broward	1
Aurburndale, Polk	1
Aventura, Unknown	1
Azalea Park, Sarasota	1
Biscayne Park, Broward	1
Alpharetta, Alachua	1
Apalachicola, Leon	1
Brooksville, Columbia	1
Bryn Mawr, Collier	1
Canfield, Duval	1
Naugatuck, Lee	1
Myakka, Duval	1
Newport Beach, Palm Beach	1
North Adams, Manatee	1
North Little Rock, Palm Beach	1
Northville, Broward	1
Ocala, Indian River	1
Ocoee, Broward	1
Ocoee, Polk	1
New Vernon, Sarasota	1
New York, Broward	1
Missing, Hendry	1
Missing, Baker	1
Milford, Palm Beach	1
Minneapolis, Broward	1
Hilliard, Dade	1
Hollywood, Leon	1
Homestead, Monroe	1
Humble, Broward	1
Harrison, Dade	1
Havanna, Gadsden	1
Jacksonville, Flagler	1
Jacksonville, Palm Beach	1
Johns Island, Wakulla	1
Knoxville, Duval	1
Lake City, Volusia	1
Matlacha Island, Lee	1
Melbourne, Dade	1
Melbourne, Orange	1
Miami Beach, Palm Beach	1
Miami Granders, Dade	1
Los Angeles, Polk	1
Lakeland, Pasco	1
Palm Coast, Duval	1
Orlando, Union	1
Ovido, Seminole	1
Oxford, Palm Beach	1
Opalocka, Dade	1
North Canton, Palm Beach	1
Oakland, Leon	1
Ocala, Alachua	1
Okeechobee, St. Lucie	1
Miami, Collier	1
Miami, St. Lucie	1



# COVID-19: characteristics of 2,284,500 Florida resident cases

Data through Jun 1, 2021 verified as of Jun 2, 2021 at 09:25 AM

Data in this report are provisional and subject to change.

The table below includes the cities and counties of residence for cases in Florida residents based on the patient's ZIP Code.

Note that city is not always received as part of the initial notification and may be missing while the case is being investigated.

City and county	Cases
Marshall, Palm Beach	1
New Richmond, Volusia	1
Steinhatchee, Madison	1
Spring Park, Alachua	1
South Burlington, Orange	1
Sarasota, Charlotte	1
Sarasota, Hillsborough	1
Shannon, Collier	1
Soddy Daisy, Broward	1
Soldotna, Broward	1
Saint Cloud, Lee	1
Saint Johns, Orange	1
San Antonio, Sarasota	1
Sanford, Volusia	1
Panama City, Walton	1
Perry, Leon	1
Perth Amboy, Monroe	1
Rio Dell, Volusia	1
Rochelle, Volusia	1
Port Saint Lucie, Orange	1
Princeton, Alachua	1
Provincetown, Collier	1
Winter Park, Osceola	1
Wood River, Polk	1
Worcester, Palm Beach	1
Wheaton, Lee	1
Wilmington, Broward	1
Wesley Chapel, Alachua	1
Umatilla, Alachua	1
University Of Central Florida, Monroe	1
Tampa, Volusia	1
Tangerine, Seminole	1
Tamarac, Seminole	1
Virginia Beach, Hernando	1
Waco, Broward	1
Washington, Broward	1
Tewksbury, Orange	1
Toms River, Dade	1
Winter Park, Alachua	1
Bronx, Broward	1
Carol Stream, Orange	1
Castleberry, Escambia	1
Buffalo, Palm Beach	1
Bryant, Alachua	1
Alanson, Bay	1
Aollywoss, Dade	1
Apo, Pasco	1
Apopka, Flagler	1
Belleair, Hillsborough	1
Bohealia, Lee	1
Blowing Rock, Polk	1
Dorchester, Orange	1
Dpo, Broward	1
Estero, Collier	1
Fanning Springs, Levy	1
Felton, Manatee	1
Deland, Polk	1
Cumberland, Palm Beach	1
Dade City, Hillsborough	1

# COVID-19: characteristics of 2,284,500 Florida resident cases

Data through Jun 1, 2021 verified as of Jun 2, 2021 at 09:25 AM

Data in this report are provisional and subject to change.

The table below includes the cities and counties of residence for cases in Florida residents based on the patient's ZIP Code.

Note that city is not always received as part of the initial notification and may be missing while the case is being investigated.

City and county	Cases
Dallas, Lee	1
De Leon Springs, Putnam	1
Dearborn, Lee	1
Clear Brook, Lee	1
Charlotte, Pasco	1
Crestview, Holmes	1
College Station, Lake	1
Columbus, Brevard	1
Cookeville, Seminole	1
Cooksville, Duval	1
Coral Gable, Dade	1
Fort Myers, Dade	1
Floral, Escambia	1
Gainesville, Baker	1
Gilmer, Dade	1
Grassy Key, Monroe	1
Haledon, Dade	1
Jacksonville, Manatee	1
Jamaica, Broward	1
Kingsland, Duval	1
Kissimmee, Brevard	1
Haverford, Hillsborough	1
Herrin, Orange	1
Jersey City, Polk	1
Miamf, Dade	1
Miami G, Dade	1
Marianna, Calhoun	1
Los Angeles, Palm Beach	1
Lyndhurst, Broward	1
Magnolia Square, Osceola	1
Maitland, Alachua	1
Labelle, Dade	1
Lake In The Hills, Columbia	1
Lake Placid, Alachua	1
Lake Worth Beach, Broward	1
Lemoyne, Manatee	1
Lawrence Township, Palm Beach	1
Lander, Citrus	1
Las Vegas, Orange	1
Zolfo Springs, Polk	1
Westbrook, Dade	1
Wichita, Volusia	1
Winder Garden, Orange	1
Windermere, Leon	1
Windermere, Osceola	1
Windermere, Seminole	1
Winter Garden, Broward	1
Wells, Polk	1
Winter Garden, Pinellas	1
Yukon, Broward	1
Winter Park, Broward	1
Tulsa, Orange	1
Sun City Center, Hardee	1
Tiffin, Highlands	1
Washington, Unknown	1
Shelton, Manatee	1
Sodus, Charlotte	1
Tallahassee, Duval	1
Tampa, Palm Beach	1

# COVID-19: characteristics of 2,284,500 Florida resident cases

Data through Jun 1, 2021 verified as of Jun 2, 2021 at 09:25 AM

Data in this report are provisional and subject to change.

The table below includes the cities and counties of residence for cases in Florida residents based on the patient's ZIP Code.

Note that city is not always received as part of the initial notification and may be missing while the case is being investigated.

City and county	Cases
Tavares, Marion	1
Temple Terrace, Pasco	1
Spring Hill , Hernando	1
Spring Hill, Dade	1
Starke, Clay	1
Stone Mountain, Palm Beach	1
Plantation, Orange	1
Pompano Beach, Martin	1
Potomac, Palm Beach	1
Port Everglades, Broward	1
Parker, Dade	1
Parker, Leon	1
Palm Coast, Polk	1
Orlando, Columbia	1
Orlando, Indian River	1
Pacifica, Dade	1
Saint Petersburg, St. Lucie	1
Sandford, Seminole	1
Sarasota, Flagler	1
Saxis, Lee	1
Schenectady, Polk	1
Sebring, Lee	1
Rye, Duval	1
Rex, Duval	1
Navarre, Dade	1
New Orleans, Palm Beach	1
Newark, Broward	1
Newburgh, Bay	1
Orange Park , Duval	1
Orem, Broward	1
Orlando, Sarasota	1
Orlando, Unknown	1
Oviedo, Brevard	1
Old Town, Alachua	1
Omaha, Palm Beach	1
Ona, Manatee	1
Ocoee, Osceola	1
Okeechobee, Broward	1
North Pole, Seminole	1
North Port, Lee	1
Littleton, Dade	1
Los Angeles, Hardee	1
Macdill Air Force Base, Hillsborough	1
Manchester, Okaloosa	1
Margate, Dade	1
Marshall, Dade	1
Medford, Palm Beach	1
Miami, Manatee	1
Miami Beach, Broward	1
Middlesburg, Duval	1
Lewisburg, Pasco	1
Leesburg, Marion	1
Lake City, Hamilton	1
La Grange, Dade	1
Harrison, Pinellas	1
Holly Ridge, Orange	1
Homeless, Polk	1
Homosassa, Hernando	1
Homossassa, Citrus	1

# COVID-19: characteristics of 2,284,500 Florida resident cases

Data through Jun 1, 2021 verified as of Jun 2, 2021 at 09:25 AM

Data in this report are provisional and subject to change.

The table below includes the cities and counties of residence for cases in Florida residents based on the patient's ZIP Code.

Note that city is not always received as part of the initial notification and may be missing while the case is being investigated.

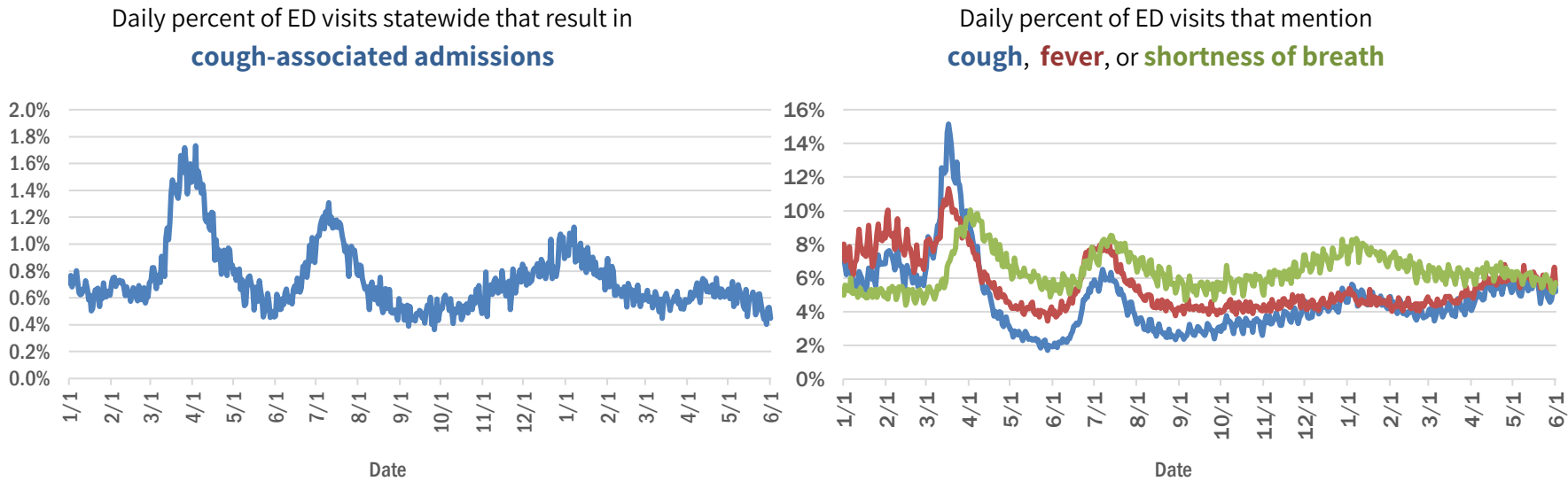
City and county	Cases
Jerusalem, St. Johns	1
Foley, Escambia	1
Granada Hills, Broward	1
Guilford, Dade	1
Fort Myers, Manatee	1
Fort Myers-, Lee	1
Gainesville, Duval	1
Cuttler Bay, Dade	1
Cypress, Leon	1
Deland, St. Lucie	1
Deltona, Orange	1
Davenport, Orange	1
Daytona Beach, Unknown	1
East Hampton, Palm Beach	1
Altoona, Marion	1
Argyle, Walton	1
Athens, Duval	1
Bogota, Orange	1
Bal Harbor, Dade	1
Bridgeport, Dade	1
Bronx, Palm Beach	1
Bradenton, Dade	1
Bradenton, Osceola	1
Cambridge, Broward	1
Clermont, Seminole	1
Clermont, Volusia	1
Clewiston, Glades	1
Coconut Creek, Dade	1
Columbus, Dade	1
Conway, Leon	1
Coventry, Broward	1
Total	2,284,500

# COVID-19: additional surveillance information

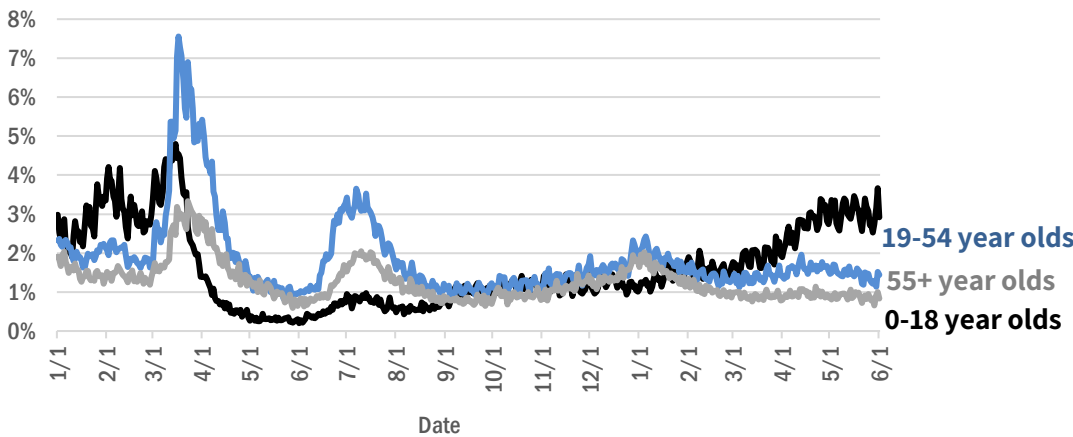
Data through Jun 1, 2021 verified as of Jun 2, 2021 at 09:25 AM

Data in this report are provisional and subject to change.

## Statewide emergency department (ED) chief complaint and admission data



## Daily percent of ED visits statewide that mention cough by age group



The Electronic Surveillance System for the Early Notification of Community-Based Epidemics (ESSENCE-FL) includes chief complaint data from 211 of 211 Florida EDs. Data are transmitted electronically to ESSENCE-FL daily or hourly.

# COVID-19: testing by laboratory

Data through Jun 1, 2021 verified as of Jun 2, 2021 at 09:25 AM

Data in this report are provisional and subject to change.

The numbers in the table below represent the number of Florida and non-Florida residents for whom test results were received by the Department of Health. A person can be tested by more than one laboratory and can have both positive and negative results. **Therefore, the sum of the numbers in each column will be larger than the total number of people tested.**

Reporting lab	Inconclusive	Negative	Positive	Percent positive	Total
CURATIVE LABS	16,974	1,910,101	291,836	13%	2,218,911
LABORATORY CORPORATION OF AMERICA	2,698	1,751,901	235,236	12%	1,989,835
QUEST DIAGNOSTICS	12,611	1,467,146	212,769	13%	1,692,526
BIO REFERENCE LABORATORIES, INC	7,571	1,015,925	193,032	16%	1,216,528
HELIX	11,508	839,228	140,567	14%	991,303
NOMI_HEALTH	3,953	684,495	87,380	11%	775,828
REALTOX LABS LLC	7,101	636,024	104,287	14%	747,412
RCA LABORATORY SERVICES, LLC/GENETWORX		539,530	58,620	10%	598,150
PALM BEACH BALLPARK		449,733	49,455	10%	499,188
PWNHEALTH	2,677	398,156	52,047	11%	452,880
GENETWORX	661	390,600	33,005	8%	424,266
CDR MAGUIRE - HEALTH CARE CENTER		338,620	51,564	13%	390,184
IMPACT HEALTH BIOMETRIC TESTING, INC	1,058	244,903	29,124	11%	275,085
BPHL-JACKSONVILLE	18	212,388	36,111	15%	248,517
EAST FLORIDA STATE COLLEGE - BREVARD		212,886	26,986	11%	239,872
ADVENTHEALTH LAB	99	206,452	25,976	11%	232,527
BPHL-MIAMI	225	187,896	29,843	14%	217,964
FULGENT DIAGNOSTICS LABORATORY	4,258	186,333	21,392	10%	211,983
NOMI HEALTH LAB SERVICES		172,683	20,014	10%	192,697
AEGIS SCIENCES CORPORATION	1,590	161,318	23,721	13%	186,629
MAKO GENOMICS	8,275	147,416	27,144	15%	182,835
BAYCARE LABORATORIES LLC	708	158,382	12,905	8%	171,995
CB SMITH PARK		150,114	18,793	11%	168,907
MAYO CLINIC LABORATORIES	349	149,729	18,185	11%	168,263
ORLANDO HEALTH SYSTEM	687	146,946	14,525	9%	162,158
MEMORIAL REGIONAL HOSPITAL SOUTH	31	135,100	26,390	16%	161,521
ELABNETWORK	1,059	140,508	12,067	8%	153,634
BIOCOLLECTIONS WORLDWIDE, INC	782	125,101	14,042	10%	139,925
ASCENSION SACRED HEART HOSPITAL - PENSACOLA	2	120,351	18,274	13%	138,627
AKESOGEN		112,675	21,288	16%	133,963
TESTING MATTERS INC	1,576	109,134	20,330	16%	131,040
NORTHWEST LABORATORY	247	121,182	6,479	5%	127,908
BPHL-TAMPA (SPECTRUM BLVD)	46	100,675	18,475	15%	119,196
TAMPA GENERAL HOSPITAL	4	108,421	10,145	9%	118,570
UF HEALTH MEDICAL LAB	33	107,396	9,993	9%	117,422
ADVENT HEALTH LAB	112	101,258	13,955	12%	115,325
MEDICAL DIAGNOSTIC LABORATORIES	977	98,623	14,225	12%	113,825
BAPTIST HEALTH SOUTH FLORIDA	403	96,364	13,819	12%	110,586
DIATHERIX LABORATORIES (VRL EUROFINS)	1	94,393	13,715	13%	108,109
KORVALABS, INC	1,286	92,874	4,759	5%	98,919
SUNPATH MEDICAL DIAGNOSTICS LABORATORY	855	81,361	12,504	13%	94,720
MINUTECLINIC LLC		80,783	12,554	13%	93,337
LAKELAND REGIONAL MEDICAL CENTER	383	80,801	10,292	11%	91,476
JACKSON MEMORIAL HOSPITAL CLINICAL LAB	79	77,584	12,803	14%	90,466
SOUTH MIAMI HOSPITAL LAB	483	78,585	10,517	12%	89,585
ASCENSION ST VINCENT'S - RIVERSIDE	2	78,617	10,921	12%	89,540
INGENIOUS PERSONALIZED MEDICINE	308	70,957	13,574	16%	84,839



# COVID-19: testing by laboratory

Data through Jun 1, 2021 verified as of Jun 2, 2021 at 09:25 AM

Data in this report are provisional and subject to change.

The numbers in the table below represent the number of Florida and non-Florida residents for whom test results were received by the Department of Health. A person can be tested by more than one laboratory and can have both positive and negative results. **Therefore, the sum of the numbers in each column will be larger than the total number of people tested.**

Reporting lab	Inconclusive	Negative	Positive	Percent positive	Total
UF HEALTH SHANDS HOSPITAL	565	71,488	5,042	7%	77,095
AMERICAN HEALTH ASSOCIATES	9	69,165	5,572	7%	74,746
APPLIED INGENUITY DIAGNOSTICS LLC		68,985	3,512	5%	72,497
BAPTIST HEALTH - JACKSONVILLE	4	60,067	4,356	7%	64,427
AIT LABORATORIES		57,416	6,980	11%	64,396
GENESIS REFERENCE LABORATORIES		57,408	5,582	9%	62,990
AMELIA EARHART		52,759	8,495	14%	61,254
ADVENTIST HEALTH SYSTEMS SUNBELT INC DBA		53,841	6,998	12%	60,839
SARASOTA MEMORIAL HOSPITAL MAIN LAB	12	54,049	4,351	7%	58,412
NICKLAUS CHILDREN'S HOSPITAL	75	52,193	6,117	10%	58,385
BROWARD GENERAL MEDICAL CENTER-CLINICAL LAB	2	51,670	5,418	9%	57,090
TALLAHASSEE MEMORIAL HOSPITAL	242	49,482	5,749	10%	55,473
MEDFAST URGENT CARE CENTERS, LLC	20	46,792	6,851	13%	53,663
FLORIDA HOSPITAL - TAMPA	37	49,662	3,757	7%	53,456
ARUP LABORATORIES	16	50,124	2,926	6%	53,066
INTEGRATED REGIONAL LABORATORIES LLP	16	44,944	6,154	12%	51,114
DWIC OF TAMPA BAY INC		44,755	6,071	12%	50,826
LEE HEALTH - CAPE CORAL HOSPITAL	3	40,982	6,298	13%	47,283
UNIVERSITY OF MIAMI HOSPITAL	176	42,924	4,103	9%	47,203
MILLENNIUM PHYSICIAN GROUP	17	38,916	7,603	16%	46,536
VIRACOR EUROFINS		36,126	9,851	21%	45,977
UF HEALTH JACKSONVILLE	62	41,082	4,517	10%	45,661
ECCO LAB GROUP CO	547	38,167	4,831	11%	43,545
MOUNT SINAI MEDICAL CENTER	18	37,224	3,793	9%	41,035
ST JOSEPHS HOSPITAL LABORATORY	23	36,573	4,355	11%	40,951
NORTH FLORIDA REGIONAL MEDICAL CENTER		36,594	3,880	10%	40,474
NIGHT LITE PEDIATRIC CENTER LLC		36,297	3,666	9%	39,963
BRANDON REGIONAL HOSPITAL		34,709	4,412	11%	39,121
GENESIS MEDICAL LABORATORY	481	32,079	5,415	14%	37,975
STS LAB 2 LLC	6	35,653	1,934	5%	37,593
ORANGE COUNTY CONVENTION CENTER		33,330	3,724	10%	37,054
WALGREENS	39	30,711	5,632	15%	36,382
MIAMI DADE COUNTY		32,091	3,527	10%	35,618
JUPITER MEDICAL CENTER LAB	88	32,464	3,050	9%	35,602
JFK MEDICAL CENTER LAB	1	31,366	3,816	11%	35,183
HOLY CROSS HOSPITAL CLINICAL LAB	1	31,792	2,836	8%	34,629
PALMETTO GENERAL HOSPITAL LAB	3	29,068	5,304	15%	34,375
WATSON CLINIC LLP		26,767	6,196	19%	32,963
AVENTUS BIO LABS	17	28,153	3,712	12%	31,882
CLEVELAND CLINIC TRADITION HOSPITAL		29,268	2,351	7%	31,619
CLEVELAND CLINIC HOSPITAL LAB	4	27,713	2,758	9%	30,475
INFINITY BIOLOGIX LLC (GINKO BIOWORKS)	118	27,533	1,270	4%	28,921
MALABAR MEDICAL WALK IN CLINIC	1	23,993	4,681	16%	28,675
HEALTHLINK DIAGNOSTIC LABORATORIES	303	25,685	2,515	9%	28,503

# COVID-19: testing by laboratory

Data through Jun 1, 2021 verified as of Jun 2, 2021 at 09:25 AM

Data in this report are provisional and subject to change.

The numbers in the table below represent the number of Florida and non-Florida residents for whom test results were received by the Department of Health. A person can be tested by more than one laboratory and can have both positive and negative results. **Therefore, the sum of the numbers in each column will be larger than the total number of people tested.**

Reporting lab	Inconclusive	Negative	Positive	Percent positive	Total
MIAMI BEACH CONVENTION CENTER		26,105	2,111	7%	<b>28,216</b>
MORTON PLANT HOSPITAL-ADLER INSTITUTE	26	24,859	2,956	11%	<b>27,841</b>
ACCESS DX LABORATORY	234	24,810	2,165	8%	<b>27,209</b>
SAINT MARY'S MEDICAL CENTER	27	24,152	2,566	10%	<b>26,745</b>
LAB DIAGNOSTICS LLC	414	20,782	5,417	20%	<b>26,613</b>
UNITED CLINICAL LABORATORY LLC	3	23,338	2,827	11%	<b>26,168</b>
BAYFRONT HEALTH - ST PETERSBURG	17	22,723	2,757	11%	<b>25,497</b>
DRS CLACK SPENCER WHITE & MCCORMACK PA D/B/A		22,994	2,206	9%	<b>25,200</b>
VISTA CLINICAL DIAGNOSTICS	496	21,337	2,338	10%	<b>24,171</b>
PANCARE OF FLORIDA INC		21,462	2,581	11%	<b>24,043</b>
HOMESTEAD HOSPITAL CLINICAL LABORATORY	27	18,941	3,751	17%	<b>22,719</b>
STATLAB_MOBILE	1	20,547	2,064	9%	<b>22,612</b>
BLUE MED CONSULTANTS		21,867	619	3%	<b>22,486</b>
LAWNWOOD REGIONAL MEDICAL CENTER	1	19,850	2,587	12%	<b>22,438</b>
CLARITY LAB SOLUTIONS	122	19,985	2,226	10%	<b>22,333</b>
NAPLES COMMUNITY HOSPITAL	76	20,151	2,085	9%	<b>22,312</b>
LEESBURG REGIONAL MEDICAL CENTER		19,681	2,615	12%	<b>22,296</b>
SYNERGY DIAGNOSTIC LABORATORY	98	19,542	2,575	12%	<b>22,215</b>
PATIENTS FIRST LAKE ELLA MEDICAL CENTER PA		18,835	3,354	15%	<b>22,189</b>
NORTHWEST MEDICAL CENTER	1	19,492	2,545	12%	<b>22,038</b>
OSCEOLA REGIONAL MEDICAL CENTER	1	19,071	2,562	12%	<b>21,634</b>
MEMORIAL HOSPITAL JACKSONVILLE	8	18,327	2,983	14%	<b>21,318</b>
LABS ASAP LLC		19,547	1,749	8%	<b>21,296</b>
ADVENT HEALTH - DAYTONA BEACH	32	18,890	1,845	9%	<b>20,767</b>
ORANGE PARK MEDICAL CENTER	9	17,720	2,961	14%	<b>20,690</b>
BETHESDA HOSPITAL EAST		18,759	1,763	9%	<b>20,522</b>
EXACT SCIENCES LABORATORIES	1	18,177	2,309	11%	<b>20,487</b>
OAK HILL HOSPITAL		18,187	2,158	11%	<b>20,345</b>
DELRAY MEDICAL CENTER LAB	3	18,123	1,869	9%	<b>19,995</b>
MEMORIAL REGIONAL HOSPITAL CLINICAL LABORATORY	11	18,743	1,198	6%	<b>19,952</b>
MEDRITE MEDICAL CARE, PC	6,840	11,856	1,088	5%	<b>19,784</b>
NEMOURS CHILDRENS HOSPITAL	1	18,428	1,141	6%	<b>19,570</b>
BAPTIST HEALTH - SOUTH		18,057	1,393	7%	<b>19,450</b>
WEST KENDALL BAPTIST HOSPITAL	14	15,897	3,404	18%	<b>19,315</b>
INDIAN RIVER PATHOLOGY LLC		17,923	1,365	7%	<b>19,288</b>
ADVENTHEALTH CENTRA CARE LAKE BUENA VISTA		16,502	2,244	12%	<b>18,746</b>
LARGO MEDICAL CENTER		16,530	1,904	10%	<b>18,434</b>
MEDICAL CENTER OF TRINITY CLINICAL LABORATORY	2	16,355	1,774	10%	<b>18,131</b>
PALMS WEST HOSPITAL LAB	2	15,809	2,277	13%	<b>18,088</b>
WINTER HAVEN HOSPITAL CLINICAL LABORATORY	4	15,357	2,695	15%	<b>18,056</b>
MOLECULAR INFECTIOUS DISEASES	679	16,419	750	4%	<b>17,848</b>
NATIONWIDE LABORATORY SERVICES INC	578	15,219	1,945	11%	<b>17,742</b>
LEE DAVIS COMMUNITY RESOURCE CENTER		15,221	2,429	14%	<b>17,650</b>
HEALTH CENTER AT SINAI RESIDENCES		16,924	506	3%	<b>17,430</b>
MERCY HOSPITAL A CAMPUS OF PLANTATION GEN HOSP LAB	1	14,723	2,444	14%	<b>17,168</b>

# COVID-19: testing by laboratory

Data through Jun 1, 2021 verified as of Jun 2, 2021 at 09:25 AM

Data in this report are provisional and subject to change.

The numbers in the table below represent the number of Florida and non-Florida residents for whom test results were received by the Department of Health. A person can be tested by more than one laboratory and can have both positive and negative results. **Therefore, the sum of the numbers in each column will be larger than the total number of people tested.**

Reporting lab	Inconclusive	Negative	Positive	Percent positive	Total
BIOCERNA LABS	461	14,582	2,112	12%	17,155
ACCESS MEDICAL LABORATORIES	4	8,769	8,336	49%	17,109
UHEALTH CORAL GABLES/LENNAR MED CTR	56	15,784	1,109	7%	16,949
LEE HEALTH - LEE MEMORIAL HOSPITAL		13,055	3,882	23%	16,937
BAPTIST HEALTHCARE - BAPTIST HOSPITAL	6	13,476	3,386	20%	16,868
WESTSIDE REGIONAL MED CTR	2	14,452	2,352	14%	16,806
FULGENT DIAGNOSTICS	172	15,571	1,009	6%	16,752
THE HEALTHCARE DISTRICT OF PALM BEACH COUNTY	51	14,633	2,063	12%	16,747
WEST FLORIDA HOSPITAL LAB	2	13,462	3,254	19%	16,718
GOOD SAMARITAN MEDICAL CENTER LAB	2	14,661	2,039	12%	16,702
REGIONAL MEDCIAL CENTER BAYONET POINT	2	15,339	1,341	8%	16,682
PRIVA PATH LABS	83	15,204	1,032	6%	16,319
WELLINGTON REGIONAL MED CTR LAB	6	14,468	1,798	11%	16,272
THE VILLAGES REGIONAL HOSPITAL		14,376	1,478	9%	15,854
GULF COAST MEDICAL CENTER MICROLAB		12,543	3,286	21%	15,829
AVENTURA HOSPITAL LAB		13,018	2,789	18%	15,807
CORAL GABLES HOSPITAL CLINICAL LABORATORY		13,418	2,186	14%	15,604
CARDIOPATH	84	13,321	1,931	13%	15,336
CAPITAL REGIONAL MEDICAL CTR		12,704	2,626	17%	15,330
BAPTIST HEALTH SOUTH FLORIDA - WEST KENDALL URGENT CARE		12,767	2,432	16%	15,199
WEST BOCA MEDICAL CENTER LAB		13,962	1,047	7%	15,009
BLAKE MEDICAL CENTER		13,281	1,713	11%	14,994
LEE HEALTH - HEALTH PARK MEDICAL CENTER		12,597	2,257	15%	14,854
HALIFAX MEDICAL CENTER LAB	40	12,610	2,119	14%	14,769
PRECISION HEALTH RESOURCES LLC		13,798	967	7%	14,765
NONA SCIENTIFIC	5	11,559	3,200	22%	14,764
MANATEE MEMORIAL HOSPITAL		13,493	1,217	8%	14,710
INDIAN RIVER MEDICAL CENTER LAB		13,669	852	6%	14,521
CernerELR_Advent		12,810	1,681	12%	14,491
PHYSICIANS REGIONAL MEDICAL CENTER - PINE RIDGE RD	1	13,116	1,342	9%	14,459
PALM BEACH GARDENS MEDICAL CTR LAB		12,916	1,352	9%	14,268
PLANTATION GENERAL HOSPITAL		12,098	2,082	15%	14,180
FAU		12,946	1,161	8%	14,107
ST ANTHONY'S HOSPITAL LAB	30	12,357	1,700	12%	14,087
LAKE CITY MEDICAL CENTER		11,543	2,405	17%	13,948
ST JOSEPHS HOSPITAL	18	11,661	1,958	14%	13,637
FLORIDA HOSPITAL HEARTLAND MED CTR CLINICAL LAB	33	11,835	1,623	12%	13,491
FLORIDA MEDICAL CENTER - A CAMPUS OF NORTH SHORE	2	11,905	1,563	12%	13,470
ADVENTHEALTH CENTRA CARE WATERFORD LAKES		11,160	2,147	16%	13,307
FLORIDA LABORATORY ANALYSIS		11,677	1,592	12%	13,269
CENTRAL FLORIDA REGIONAL HOSPITAL		11,836	1,335	10%	13,171
JOHNS HOPKINS ALL CHILDREN'S HOSPITAL		12,314	764	6%	13,078
LARKIN COMMUNITY HOSPITAL	10	11,412	1,598	12%	13,020
ADVENT HEALTH - WESLEY CHAPEL	14	11,746	1,188	9%	12,948
PATHNOSTICS	47	10,391	2,493	19%	12,931
GENOVA DIAGNOSTICS LABORATORY	71	11,706	1,148	9%	12,925
NORTHSIDE HOSPITAL AND HEART INSTITUTE		11,601	1,181	9%	12,782

# COVID-19: testing by laboratory

Data through Jun 1, 2021 verified as of Jun 2, 2021 at 09:25 AM

Data in this report are provisional and subject to change.

The numbers in the table below represent the number of Florida and non-Florida residents for whom test results were received by the Department of Health. A person can be tested by more than one laboratory and can have both positive and negative results. **Therefore, the sum of the numbers in each column will be larger than the total number of people tested.**

Reporting lab	Inconclusive	Negative	Positive	Percent positive	Total
DOCTORS HOSPITAL	7	10,856	1,919	15%	12,782
MEASE COUNTRYSIDE LAB	14	11,312	1,366	11%	12,692
HEALTHQUEST ESOTERICS		10,976	1,697	13%	12,673
EXPRESS GENE MOLECULAR DIAGNOSTICS LABORATORY	1	11,011	1,602	13%	12,614
CORAL SPRINGS MED CTR		11,351	1,201	10%	12,552
FLORIDA HOSPITAL DELAND	10	10,989	1,444	12%	12,443
ADVENTHEALTH CENTRA CARE ST CLOUD	1	10,659	1,764	14%	12,424
BAPTIST HEALTH SOUTH FLORIDA - COUNTRY WALK URGENT CARE		10,331	2,079	17%	12,410
VIKOR SCIENTIFIC	50	10,391	1,912	15%	12,353
GENE BY GENE, GENOMICS RESEARCH CENTER LAB	44	11,510	737	6%	12,291
COAST DIAGNOSTICS LLC	54	10,845	1,296	11%	12,195
WEST PALM HOSPITAL LAB		11,306	888	7%	12,194
BINAXNOW	10	9,186	2,950	24%	12,146
LAKE CITY HM		11,145	988	8%	12,133
PWN HEALTH	17	9,962	2,091	17%	12,070
AMERICAN FAMILY CARE	1	7,394	4,561	38%	11,956
FLORIDA HOSPITAL WATERMAN LABORATORY	70	10,997	865	7%	11,932
SARKIS CLINICAL TRIALS	25	10,463	1,404	12%	11,892
FLORIDA HOSPITAL FLAGLER	29	10,737	1,032	9%	11,798
H LEE MOFFITT CANCER CENTER LABORATORY	5	11,488	299	3%	11,792
LEON MEDICAL CENTERS LLC		9,467	2,275	19%	11,742
ST MARKS HOSPITAL LABORATORY B	78	10,627	1,002	9%	11,707
SYNERGY LABORATORIES	37	10,419	1,240	11%	11,696
FLORIDA HOSPITAL OCALA		10,489	1,199	10%	11,688
MINUTECLINIC LLC		10,006	1,512	13%	11,518
LEE HEALTH CONVENIENT CARE - PAGE FIELD		10,186	1,162	10%	11,348
NCH DOWNTOWN NAPLES HOSPITAL	18	10,425	886	8%	11,329
NCF DIAGNOSTICS & DNA TECHNOLOGIES LAB	276	10,445	583	5%	11,304
OCALA REGIONAL MEDICAL CENTER		9,953	1,321	12%	11,274
INDIAN RIVER MEDICAL CENTER		10,016	1,183	11%	11,199
MEDARBOR DIAGNOSTICS	1	10,020	1,168	10%	11,189
BROWARD HEALTH NORTH CLINICAL LABORATORY		9,894	1,192	11%	11,086
NCH NORTH NAPLES HOSPITAL	10	9,996	982	9%	10,988
FLORIDA HOSPITAL OF CARROLLWOOD	23	9,359	1,541	14%	10,923
LABSTAT LLC	41	10,331	494	5%	10,866
NORTH SHORE MEDICAL CENTER		9,118	1,732	16%	10,850
ADVENTHEALTH CENTRA CARE CLERMONT		9,311	1,485	14%	10,796
FIRST CHOICE LABORATORY LLC	113	9,873	623	6%	10,609
PARAMOUNT URGENT CARE	4	6,904	3,678	35%	10,586
LEE HEALTH - GULF COAST MEDICAL CENTER	2	8,734	1,846	17%	10,582
ST LUCIE MEDICAL CENTER		8,820	1,753	17%	10,573
SANTA ROSA MEDICAL CENTER	2	8,962	1,594	15%	10,558
LARKIN COMMUNITY HOSPITAL INC DBA CARDIOTROPIC	9	6,886	3,619	34%	10,514
ANNE BATES LEACH EYE HOSPITAL/ ABLEH MICROBIOLOGY LABORATORY	9	10,368	135	1%	10,512
FLORIDA HOSPITAL ZEPHYRHILLS	10	9,335	1,162	11%	10,507
AVECINA MEDICAL	4	6,210	4,244	41%	10,458
BAPTIST HEALTH - BEACHES		9,746	710	7%	10,456



# COVID-19: testing by laboratory

Data through Jun 1, 2021 verified as of Jun 2, 2021 at 09:25 AM

Data in this report are provisional and subject to change.

The numbers in the table below represent the number of Florida and non-Florida residents for whom test results were received by the Department of Health. A person can be tested by more than one laboratory and can have both positive and negative results. **Therefore, the sum of the numbers in each column will be larger than the total number of people tested.**

Reporting lab	Inconclusive	Negative	Positive	Percent positive	Total
ADVENTHEALTH CENTRA CARE UNIVERSITY	1	9,128	1,219	12%	10,348
ADVENTHEALTH CENTRA CARE WINTER GARDEN	1	9,138	1,178	11%	10,317
ADVENTHEALTH CENTRA CARE WINTER PARK		9,230	1,062	10%	10,292
CLEVELAND CLINIC MARTIN NORTH HOSPITAL		9,184	1,040	10%	10,224
P4 CLINICAL, LLC	205	8,851	999	10%	10,055
CLEVELAND CLINIC MARTIN SOUTH HOSPITAL	1	9,031	1,021	10%	10,053
MEMORIAL HOSPITAL WEST LABORATORY SERVICES	15	9,168	848	8%	10,031
MEMORIAL HOSPITAL MICRO		9,255	633	6%	9,888
UNIVERSITY HOSPITAL AND MEDICAL CENTER		8,395	1,475	15%	9,870
BAPTIST HEALTH SOUTH FLORIDA - MIAMI LAKES URGENT CARE		7,805	2,050	21%	9,855
SRQ DRIVE THROUGH☐		8,944	905	9%	9,849
ADVENTHEALTH CENTRA CARE LAKELAND	1	8,459	1,360	14%	9,820
AVECINA	20	9,009	706	7%	9,735
BOSTON HEART DIAGNOSTICS CORP		8,493	1,219	13%	9,712
PALM BEACH BALL PARK		8,608	1,040	11%	9,648
MINUTECLINIC LLC #1067		8,250	1,298	14%	9,548
SOUTH BAY HOSPITAL CLINICAL LAB	1	8,543	992	10%	9,536
ADVENTHEALTH CENTRA CARE HUNTERS CREEK	3	8,254	1,231	13%	9,488
BAYFRONT HEALTH - PORT CHARLOTTE		8,661	694	7%	9,355
WEST MARION COMMUNITY HOSPITAL LAB		7,883	1,442	15%	9,325
BAYCARE COMMUNITY HEALTH		9,084	199	2%	9,283
ADVENTHEALTH CENTRA CARE SANFORD		8,122	1,151	12%	9,273
ADVENTHEALTH CENTRA CARE LEE ROAD		8,275	996	11%	9,271
QDX PATHOLOGY SERVICES	2	8,822	437	5%	9,261
INFORM DIAGNOSTICS, INC		8,712	532	6%	9,244
POINCIANA MEDICAL CENTER		7,326	1,910	21%	9,236
FLORIDA HOSPITAL FISH MEMORIAL	19	7,836	1,334	15%	9,189
GENOSUR LLC	29	8,987	105	1%	9,121
LAKEWOOD RANCH MEDICAL CENTER		8,394	699	8%	9,093
WELLINGTON REGIONAL MEDICAL CENTER		8,396	676	7%	9,072
KD MEDICAL CHOICE LLC	5	8,287	776	9%	9,068
CERNERELR_BAYCARE	43	8,320	616	7%	8,979
ADVENTHEALTH EXPRESS CARE		7,427	1,520	17%	8,947
MORTON PLANT-MEASE	5	8,018	871	10%	8,894
ADVENTHEALTH CENTRA CARE APOPKA	1	7,528	1,248	14%	8,777
ADVENTHEALTH CENTRA CARE LAKE MARY	2	7,642	1,113	13%	8,757
ISPM LABS, LLC DBA CAPSTONE DIAGNOSTICS, LLC		8,298	406	5%	8,704
ATLANTIS URGENT CARE	12	6,870	1,814	21%	8,696
EGLIN AIR FORCE BASE	14	6,871	1,809	21%	8,694
HOLMES REG MED CENTER CLINICAL LAB		7,818	861	10%	8,679
HIALEAH HOSPITAL	4	6,785	1,855	21%	8,644
ADVENTHEALTH CENTRA CARE DR PHILLIPS		7,776	865	10%	8,641
EMERALD COAST URGENT CARE		6,844	1,784	21%	8,628
ADVENTHEALTH CENTRA CARE MOUNT DORA		7,346	1,276	15%	8,622
BAPTIST HEALTH SOUTH FLORIDA - WESTCHESTER URGENT CARE		7,146	1,470	17%	8,616
ADVENTIST HEALTH SYSTEMS, SUNBELT INC		7,400	1,170	14%	8,570
ARCPPOINT LABS OF FORT MYERS	5	7,592	972	11%	8,569

# COVID-19: testing by laboratory

Data through Jun 1, 2021 verified as of Jun 2, 2021 at 09:25 AM

Data in this report are provisional and subject to change.

The numbers in the table below represent the number of Florida and non-Florida residents for whom test results were received by the Department of Health. A person can be tested by more than one laboratory and can have both positive and negative results. **Therefore, the sum of the numbers in each column will be larger than the total number of people tested.**

Reporting lab	Inconclusive	Negative	Positive	Percent positive	Total
ADVENTHEALTH CENTRA CARE KISSIMMEE		7,675	883	10%	8,558
MINUTECLINIC LLC #8396		7,276	1,241	15%	8,517
PARAMOUNT URGENT CARE INC	1	5,792	2,721	32%	8,514
SPORTS DRUG TESTING LABORATORY	178	8,089	245	3%	8,512
PHARMCO RX	2	8,141	361	4%	8,504
SPECTOR SCIENTIFIC LAB	22	7,262	1,158	14%	8,442
MINUTE CLINIC LLC		7,469	965	11%	8,434
EMPIRE CITY LABORATORIES INC	103	7,164	1,134	13%	8,401
MINUTECLINIC		7,206	1,165	14%	8,371
OVIEDO MEDICAL CENTER		7,523	841	10%	8,364
BAPTIST HEALTH SOUTH FLORIDA - DORAL URGENT CARE		6,744	1,578	19%	8,322
AVECINA MEDICAL OAKLEAF	3	6,977	1,330	16%	8,310
CERNERELR_BAPTISTMIAMI	31	7,313	862	11%	8,206
BAPTIST HEALTH - NASSAU		7,773	390	5%	8,163
ADVENTHEALTH CENTRA CARE ALTAMONTE		6,985	995	12%	7,980
DYNIX DIAGNOSTIX		7,158	762	10%	7,920
COMMUNITY HEALTH CENTERS OF PINELLAS INC	2	6,473	1,426	18%	7,901
ADVENT HEALTH - HEART OF FLORIDA ER	1	6,876	1,016	13%	7,893
MEDEXPRESS URGENT CARE OF BOYNTON BEACH LLC		7,216	641	8%	7,857
ST PETERSBURG GENERAL HOSPITAL		6,754	1,095	14%	7,849
SUNCOAST PATHOLOGY ASSOCIATES		7,193	631	8%	7,824
IMPERIAL POINT MEDICAL CENTER		7,113	663	9%	7,776
MEDEXPRESS URGENT CARE HUDSON		6,646	1,067	14%	7,713
MEDEXPRESS URGENT CARE	2	5,366	2,289	30%	7,657
NCH NORTH NAPLES HOSPITAL LAB	15	6,733	833	11%	7,581
ADVENTHEALTH CENTRA CARE AZALEA PARK		6,492	1,081	14%	7,573
MINUTECLINIC LLC #3703		6,145	1,386	18%	7,531
MEDIPATH LLC		6,851	618	8%	7,469
AHCC WESLEY CHAPEL		6,588	856	11%	7,444
ST JOSEPHS NORTH HOSPITAL LAB	7	6,333	1,066	14%	7,406
ADVENTHEALTH CENTRA CARE OVIEDO		6,310	1,006	14%	7,316
HOLIDAY CVS LLC		6,875	409	6%	7,284
AVERO DIAGNOSTICS - IRVING	11	6,776	479	7%	7,266
FLORIDA FAMILY LABORATORY, INC DBA	73	6,685	504	7%	7,262
ACUTIS DIAGNOSTICS	171	5,919	1,165	16%	7,255
FORT WALTON BEACH MEDICAL CENTER		6,280	965	13%	7,245
CLINICAL REFERENCE LABORATORY	2	6,838	372	5%	7,212
UNKNOWN	7	3,653	3,550	49%	7,210
FLORIDA COMMUNITY HEALTH CENTER		5,817	1,362	19%	7,179
FLORIDA HOSPITAL NORTH PINELLAS	11	6,543	563	8%	7,117
RAULERSON HOSPITAL		6,186	917	13%	7,103
ANGEL KIDS PEDIATRICS		6,704	370	5%	7,074
SOLARIS DIAGNOSTICS	11	6,356	615	9%	6,982
MEDCOMP SCIENCES LLC	147	4,677	2,148	31%	6,972
LABORATORY OF FLORIDA LLC	41	6,243	610	9%	6,894
LUMINUS DIAGNOSTICS		6,287	562	8%	6,849
DOCTORS URGENT CARE LLC	1	5,593	1,211	18%	6,805



# COVID-19: testing by laboratory

Data through Jun 1, 2021 verified as of Jun 2, 2021 at 09:25 AM

Data in this report are provisional and subject to change.

The numbers in the table below represent the number of Florida and non-Florida residents for whom test results were received by the Department of Health. A person can be tested by more than one laboratory and can have both positive and negative results. **Therefore, the sum of the numbers in each column will be larger than the total number of people tested.**

Reporting lab	Inconclusive	Negative	Positive	Percent positive	Total
PUTNAM COMMUNITY MEDICAL CENTER		5,953	829	12%	6,782
PEDIATRIC HEALTH CARE ALLIANCE PA		6,233	520	8%	6,753
ADVENTHEALTH CENTRA CARE PORT ORANGE		5,726	1,007	15%	6,733
ADVENTHEALTH CENTRA CARE LONGWOOD	1	5,855	853	13%	6,709
NORTHWEST FLORIDA COMMUNITY HOSPITAL	48	5,141	1,499	22%	6,688
VISTA CLINICAL	8	3,934	2,743	41%	6,685
ADVENTHEALTH CENTRA CARE ORANGE LAKE		5,855	819	12%	6,674
ADVENTHEALTH CENTRA CARE SOUTH ORANGE		5,725	922	14%	6,647
MICROGEN DX	4	5,897	735	11%	6,636
SOUTH FLORIDA BAPTIST HOSPITAL MICRO	4	5,469	1,100	17%	6,573
BAPTIST HEALTH SOUTH FLORIDA - PEMBROKE PINES URGENT CARE		5,463	1,104	17%	6,567
URGENT CARE OF THE PALM BEACHES		5,511	1,056	16%	6,567
DOCTORS URGENT CARE OF LUTZ LLC	1	5,328	1,198	18%	6,527
MEDEXPRESS URGENT CARE - GOLDEN GATE		5,719	794	12%	6,513
ADVENTHEALTH CENTRA CARE SAND LAKE		5,773	711	11%	6,484
ADVENTHEALTH CENTRA CARE WINTER HAVEN	1	5,113	1,333	21%	6,447
PRO CLINIC		5,333	1,104	17%	6,437
COASTAL MED URGENT CARE		4,798	1,624	25%	6,422
MINUTECLINIC LLC # 0709		5,389	965	15%	6,354
BAPTIST HEALTH - NORTH		5,138	1,211	19%	6,349
ALTRU DIAGNOSTICS INC	4	5,999	306	5%	6,309
ADVENTHEALTH CENTRA CARE LEESBURG		5,181	1,097	17%	6,278
MEDEXPRESS URGENT CARE - ROYAL PALM BEACH		5,586	689	11%	6,275
MEDEXPRESS URGENT CARE - ESTERO		5,587	658	11%	6,245
HEALTH FIRST ADVENTHEALTH CENTRA CARE - TITUSVILLE		5,270	932	15%	6,202
PALMS OF PASADENA HOSPITAL		5,504	598	10%	6,102
MINUTECLINIC LLC #3662		5,258	839	14%	6,097
BAPTIST HEALTH SOUTH FLORIDA - KENDALE LAKES URGENT CARE		4,960	1,111	18%	6,071
MINUTECLINIC LLC # 3930		5,257	789	13%	6,046
WESTCHESTER HOSPITAL	23	4,985	1,033	17%	6,041
DOCTORS HOSPITAL OF SARASOTA CLINICAL LABORATORY		5,212	735	12%	5,947
PARAMOUNT URGENT CARE - WINDERMERE	3	4,065	1,878	32%	5,946
BAYFRONT HEALTH - VENICE REGIONAL MEDICAL	1	5,374	537	9%	5,912
MINUTECLINIC LLC #1771		5,034	860	15%	5,894
THE CENTER FOR URGENT CARE	3	4,964	921	16%	5,888
HIGHLANDS REGIONAL MEDICAL CENTER		4,980	894	15%	5,874
TALLAHASSEE PRIMARY CARE ASSOCIATES		5,231	632	11%	5,863
URGENT CARE CURE	2	5,043	805	14%	5,850
HEALTH FIRST ADVENTHEALTH CENTRA CARE GATEWAY	1	5,266	582	10%	5,849
MEDEXPRESS URGENT CARE PALM BEACH GARDENS		5,292	551	9%	5,843
BAPTIST HEALTH SOUTH FLORIDA - TAMiami TRAIL URGENT CARE		4,716	1,107	19%	5,823
MEDICAL DNA LABS LLC	3	5,287	505	9%	5,795
MINUTECLINIC LLC #7225		4,987	808	14%	5,795
MEDEXPRESS URGENT CARE - LAKELAND		5,069	712	12%	5,781
BAYFRONT HEALTH - SEVEN RIVERS		5,266	494	9%	5,760
SUNRISE MEDICAL LABORATORIES	2	5,344	411	7%	5,757
MINUTECLINIC LLC #3463		4,878	879	15%	5,757

# COVID-19: testing by laboratory

Data through Jun 1, 2021 verified as of Jun 2, 2021 at 09:25 AM

Data in this report are provisional and subject to change.

The numbers in the table below represent the number of Florida and non-Florida residents for whom test results were received by the Department of Health. A person can be tested by more than one laboratory and can have both positive and negative results. **Therefore, the sum of the numbers in each column will be larger than the total number of people tested.**

Reporting lab	Inconclusive	Negative	Positive	Percent positive	Total
ESCAMBIA COMMUNITY CLINICS INC	8	4,365	1,359	24%	5,732
BAPTIST HEALTH SOUTH FLORIDA - CORAL SPRINGS URGENT CARE		4,866	798	14%	5,664
QUICK CARE MED PL	2	4,821	839	15%	5,662
BAYFRONT HEALTH - BROOKSVILLE		5,073	583	10%	5,656
MINUTECLINIC LLC # 0514		4,978	670	12%	5,648
BAYFRONT HEALTH - SPRING HILL		5,183	463	8%	5,646
MINUTECLINIC LLC #3291		4,872	721	13%	5,593
BAYFRONTVENICEREGIONAL		5,367	183	3%	5,550
VENTURE MEDICAL OF FLORIDA LLC		5,091	448	8%	5,539
ADVENTHEALTH PROMPT CARE	2	4,129	1,383	25%	5,514
BETHESDA HOSPITAL WEST		4,953	546	10%	5,499
FLAGLER HOSPITAL LABORATORY	8	4,305	1,176	21%	5,489
MINUTECLINIC LLC #5253		4,588	889	16%	5,477
BAPTIST HEALTH SOUTH FLORIDA - PINECREST URGENT CARE		4,709	765	14%	5,474
CARENOW URGENT CARE	2	3,820	1,638	30%	5,460
TROPICANA FIELD - LOT 2□	19	4,935	495	9%	5,449
BAPTIST HEALTH SOUTH FLORIDA - CORAL GABLES URGENT CARE		4,542	892	16%	5,434
MINUTECLINIC LLC 5852		4,714	688	13%	5,402
BAPTIST HEALTH SOUTH FLORIDA - PALMETTO BAY URGENT CARE		4,542	855	16%	5,397
MINUTECLINIC LLC #3631		4,635	746	14%	5,381
MINUTECLINIC LLC #7887		4,792	559	10%	5,351
MINUTECLINIC LLC #3814		4,616	729	14%	5,345
BAYFRONT HEALTH - PUNTA GORDA		4,948	396	7%	5,344
BAPTIST HEALTH SOUTH FLORIDA - CORAL GABLES (UNIVERSITY) URGENT CARE		4,583	730	14%	5,313
MARTIN HOSPITAL SOUTH LAB		4,966	293	6%	5,259
SCION LAB SERVICES LLC	26	4,814	401	8%	5,241
ASCENSION SACRED HEART - EMERALD COAST		4,395	807	16%	5,202
MEASE DUNEDIN HOSPITAL	5	4,648	549	11%	5,202
DESOTO MEMORIAL HOSPITAL	3	4,350	836	16%	5,189
TRINITY SPRINGS		4,447	729	14%	5,176
STEWART ROCKLEDGE HOSPITAL	8	4,660	489	9%	5,157
MINUTECLINIC LLC #5190		4,301	850	17%	5,151
MEDSTAR LABORATORY INC	9	5,137	5	0%	5,151
MINUTECLINIC LLC #5249		4,242	906	18%	5,148
MINUTECLINIC LLC #5854		4,307	835	16%	5,142
ADVENTHEALTH CENTRA CARE COLONIAL TOWN	2	4,565	561	11%	5,128
MINUTECLINIC LLC # 3686		4,391	717	14%	5,108
PHYSICIANS REGIONAL MEDICAL CENTER - COLLIER BLVD	1	4,142	948	19%	5,091
MEDEXPRESS URGENT CARE CAPE CORAL		4,370	718	14%	5,088
PREMIER URGENT CARE OF BREVARD LLC	4	4,424	607	12%	5,035
MINUTECLINIC LLC #4201		4,467	564	11%	5,031
ADVENTIST HEALTH SYSTEMS SUNBELT IN DBA		4,434	575	11%	5,009
ENGLEWOOD COMMUNITY HOSPITAL		4,566	426	9%	4,992
MEMORIAL HOSPITAL- MIRAMAR	12	4,593	341	7%	4,946
PALMS MEDICAL GROUP	5	3,464	1,470	30%	4,939
TWIN CITIES HOSPITAL	1	4,367	547	11%	4,915
LAKESIDE MEDICAL CENTER		3,989	890	18%	4,879

# COVID-19: testing by laboratory

Data through Jun 1, 2021 verified as of Jun 2, 2021 at 09:25 AM

Data in this report are provisional and subject to change.

The numbers in the table below represent the number of Florida and non-Florida residents for whom test results were received by the Department of Health. A person can be tested by more than one laboratory and can have both positive and negative results. **Therefore, the sum of the numbers in each column will be larger than the total number of people tested.**

Reporting lab	Inconclusive	Negative	Positive	Percent positive	Total
MINUTECLINIC LLC #1807		4,130	723	15%	<b>4,853</b>
MINUTECLINIC LLC #4458		4,117	731	15%	<b>4,848</b>
MINUTECLINIC LLC #7886		4,220	624	13%	<b>4,844</b>
ADVENT HEALTH - NEW SMYRNA		4,120	693	14%	<b>4,813</b>
MEDEXPRESS URGENT CARE LEHIGH ACRES		4,147	647	13%	<b>4,794</b>
EXACT SCIENCES LABORATORIES, LLC		4,394	387	8%	<b>4,781</b>
MARION E FETHER MEDICAL CENTER, THE		4,337	442	9%	<b>4,779</b>
AFC PHYSICIANS OF FLORIDA		3,788	971	20%	<b>4,759</b>
MINUTECLINIC, LLC (CLINIC 10699)		4,224	523	11%	<b>4,747</b>
MOFFITT CANCER CENTER	6	4,629	107	2%	<b>4,742</b>
US BIOTEK LABORATORIES	15	4,347	371	8%	<b>4,733</b>
MINUTECLINIC LLC #5924		4,154	551	12%	<b>4,705</b>
LOWER KEYS MEDICAL CENTER		4,367	331	7%	<b>4,698</b>
MINUTECLINIC LLC #3257		3,980	702	15%	<b>4,682</b>
HOLIDAY CVS LLC DBA CVS PHARMACY #5154		4,547	123	3%	<b>4,670</b>
MINUTECLINIC, LLC #3204		3,940	702	15%	<b>4,642</b>
MINUTECLINIC LLC #4415		3,963	665	14%	<b>4,628</b>
NIGHT LITE PEDIATRICS	4	3,347	1,264	27%	<b>4,615</b>
PREMIER MEDICAL	2	4,494	95	2%	<b>4,591</b>
ACCU REFERENCE MEDICAL LAB	9	3,755	810	18%	<b>4,574</b>
VA PAIN CLINIC	10	4,378	165	4%	<b>4,553</b>
MINUTECLINIC LLC #5214		3,945	598	13%	<b>4,543</b>
AMELIA URGENT CARE		2,823	1,701	38%	<b>4,524</b>
VITRO MOLECULAR LABORATORIES	51	4,100	346	8%	<b>4,497</b>
GENESIS DIAGNOSTICS		4,239	256	6%	<b>4,495</b>
MINUTECLINIC LLC # 3579		3,758	705	16%	<b>4,463</b>
BAYA PHARMACY & URGENT CARE		3,310	1,135	26%	<b>4,445</b>
MINUTECLINIC LLC #3748		3,673	753	17%	<b>4,426</b>
DOCTORS TEST CENTERS		3,930	495	11%	<b>4,425</b>
MINUTECLINIC, LLC #5817		3,735	673	15%	<b>4,408</b>
PARAMOUNT URGENT CARE - ORLANDO		3,237	1,148	26%	<b>4,385</b>
MINUTECLINIC LLC #7973		3,805	576	13%	<b>4,381</b>
ADVENTHEALTH CENTRA CARE		3,891	483	11%	<b>4,374</b>
MINUTECLINIC LLC # 7933		3,893	449	10%	<b>4,342</b>
MINUTECLINIC LLC #7173		3,800	532	12%	<b>4,332</b>
MINUTECLINIC LLC #3255		3,861	457	11%	<b>4,318</b>
ST. LUCIE MEDICAL CTR.		4,254	57	1%	<b>4,311</b>
MINUTECLINIC LLC #5216		3,730	542	13%	<b>4,272</b>
MINUTECLINIC LLC #3003		3,564	703	16%	<b>4,267</b>
PRECISION HEALTH SOLUTIONS		4,064	189	4%	<b>4,253</b>
PARAMOUNT URGENT CARE - OVIEDO		3,284	962	23%	<b>4,246</b>
MINUTECLINIC, LLC #4015		3,427	796	19%	<b>4,223</b>
BAPTIST HEALTH SOUTH FLORIDA - DAVIE URGENT CARE		3,467	741	18%	<b>4,208</b>
MINUTECLINIC LLC #6007		3,646	533	13%	<b>4,179</b>
MINUTECLINIC LLC #3705		3,724	441	11%	<b>4,165</b>
MINUTECLINIC LLC #1055		3,439	722	17%	<b>4,161</b>
PROHEALTH	3	2,528	1,624	39%	<b>4,155</b>

# COVID-19: testing by laboratory

Data through Jun 1, 2021 verified as of Jun 2, 2021 at 09:25 AM

Data in this report are provisional and subject to change.

The numbers in the table below represent the number of Florida and non-Florida residents for whom test results were received by the Department of Health. A person can be tested by more than one laboratory and can have both positive and negative results. **Therefore, the sum of the numbers in each column will be larger than the total number of people tested.**

Reporting lab	Inconclusive	Negative	Positive	Percent positive	Total
ADVENTHEALTH CENTRA CARE KIDS LAKE MARY		3,847	307	7%	<b>4,154</b>
MINUTECLINIC LLC #3654		3,523	607	15%	<b>4,130</b>
WALGREEN CO	2	3,671	454	11%	<b>4,127</b>
BAPTIST HEALTH SOUTH FLORIDA - WESTON URGENT CARE		3,559	535	13%	<b>4,094</b>
MINUTECLINIC LLC #1821		3,650	430	11%	<b>4,080</b>
NIGHT LITE PEDIATRICS URGENT CARE	1	3,422	649	16%	<b>4,072</b>
BARTOW REGIONAL MEDICAL CENTER	1	3,398	634	16%	<b>4,033</b>
LAKELAND REGIONAL HEALTH PABLO		3,574	458	11%	<b>4,032</b>
ADVENT HEALTH CENTRA CARE -WINTER PARK KIDS URGENT CARE	4	3,718	307	8%	<b>4,029</b>
MEDONE PLLC		3,111	908	23%	<b>4,019</b>
MINUTECLINIC LLC #1350		3,594	424	11%	<b>4,018</b>
MEDEXPRESS URGENT CARE - VERO BEACH		3,501	498	12%	<b>3,999</b>
HEALTH FIRST ADVENTHEALTH CENTRA CARE MALABAR		3,611	387	10%	<b>3,998</b>
HEALTH FIRST ADVENTHEALTH CENTRA CARE COCOA		3,603	390	10%	<b>3,993</b>
MINUTECLINIC, LLC # 4469		3,547	438	11%	<b>3,985</b>
MINUTECLINIC LLC #3285		3,529	441	11%	<b>3,970</b>
MINUTECLINIC LLC #476		3,465	504	13%	<b>3,969</b>
MINUTECLINIC LLC #8381		3,470	485	12%	<b>3,955</b>
HEALTH CARE DISTRICT OF PALM BEACH COUNTY	2	3,674	276	7%	<b>3,952</b>
PHYSICIANS PRIMARY CARE	2	3,570	348	9%	<b>3,920</b>
MINUTECLINIC LLC #5157		3,477	441	11%	<b>3,918</b>
MINUTECLINIC LLC #3648		3,225	691	18%	<b>3,916</b>
BAPTIST HEALTH - CLAY		3,440	469	12%	<b>3,909</b>
BRASHEAR'S VITAL CARE CORP		3,103	800	20%	<b>3,903</b>
MEDEXPRESS URGENT CARE - DELAND		3,426	444	11%	<b>3,870</b>
MC DIAGNOSTIC OF CONNECTICUT, PC #2220		3,329	533	14%	<b>3,862</b>
BMCT Molecular Diagnostics Subsection		3,285	571	15%	<b>3,856</b>
BAPTIST HEALTH SOUTH FLORIDA - BRICKELL URGENT CARE		3,212	639	17%	<b>3,851</b>
SIPARADIGM LLC	60	3,515	267	7%	<b>3,842</b>
BAPTIST HEALTH EMERGENCY CENTER COUNTRY WALK	1	3,280	550	14%	<b>3,831</b>
MINUTECLINIC LLC #4612		3,153	620	16%	<b>3,773</b>
MINUTECLINIC LLC #4024		3,305	445	12%	<b>3,750</b>
MINUTECLINIC LLC #3635		3,277	464	12%	<b>3,741</b>
BAPTIST HEALTH URGENT CARE AT SAWGRASS		3,124	612	16%	<b>3,736</b>
VERILY LIFE SCIENCES	3	3,647	77	2%	<b>3,727</b>
PRIMEHEALTH URGENT CARE INC		3,150	534	14%	<b>3,684</b>
MIDWAY SPECIALTY CARE CENTER DIAGNOSTICS	38	3,395	241	7%	<b>3,674</b>
ADVENTHEALTH CENTRA CARE CONWAY		3,102	531	15%	<b>3,633</b>
CLARITY LAB SOLUTIONS LLC		3,608	4	0%	<b>3,612</b>
MINUTECLINIC LLC #214		2,985	548	16%	<b>3,533</b>
MARINERS HOSPITAL	1	3,190	317	9%	<b>3,508</b>
GESSLER CLINIC	2	2,475	1,031	29%	<b>3,508</b>
ADVENT HEALTH - DADE CITY		3,094	413	12%	<b>3,507</b>
MEDEXPRESS FORT MYERS		3,080	423	12%	<b>3,503</b>
BAPTIST HEALTH - OAKLEAF		2,959	526	15%	<b>3,485</b>
HEALTH CENTRAL CLINICAL LABORATORY		3,050	435	12%	<b>3,485</b>
MEMORIAL HOSPITAL PEMBROKE	3	3,085	381	11%	<b>3,469</b>



# COVID-19: testing by laboratory

Data through Jun 1, 2021 verified as of Jun 2, 2021 at 09:25 AM

Data in this report are provisional and subject to change.

The numbers in the table below represent the number of Florida and non-Florida residents for whom test results were received by the Department of Health. A person can be tested by more than one laboratory and can have both positive and negative results. **Therefore, the sum of the numbers in each column will be larger than the total number of people tested.**

Reporting lab	Inconclusive	Negative	Positive	Percent positive	Total
MINUTECLINIC LLC #3236		3,047	396	12%	3,443
MEDIQUICK URGENT CARE CENTERS INC		2,686	753	22%	3,439
ACCESS POINT HEALTHCARE URGENT & PRIMARY CARE	2	2,712	718	21%	3,432
JACKSON HOSPITAL CLINICAL LABORATORY		3,040	378	11%	3,418
MINUTECLINIC LLC #1815		3,062	350	10%	3,412
MEDEXPRESS URGENT CARE CORAL SPRINGS		3,031	370	11%	3,401
AFC PHYSICIANS OF FLORIDA PA		2,818	573	17%	3,391
IMMOKALEE CHD		3,155	234	7%	3,389
BAY MEDICAL CENTER SACRED HEART HEALTH SYSTEM		2,673	668	20%	3,341
MINUTECLINIC LLC		2,946	359	11%	3,305
SELECT LABORATORIES - MARION COUNTY, FL LLC	5	2,981	318	10%	3,304
JUPITER MEDICAL CENTER URGENT CARE		2,633	668	20%	3,301
CHARLES AIESI CONSULTING INC	18	2,912	321	10%	3,251
GENOME LLC	2	3,029	207	6%	3,238
LAKE WALES MEDICAL CENTER INC		2,879	357	11%	3,236
MEDEXPRESS URGENT CARE - CLEWISTON		2,708	522	16%	3,230
APALACHEE CORRECTIONAL INSTITUTION EAST UNIT		3,184	35	1%	3,219
MINUTECLINIC LLC #8927		2,737	470	15%	3,207
GRAVITY DIAGNOSTICS, LLC	11	2,955	230	7%	3,196
PARRISH MEDICAL CENTER	3	2,792	393	12%	3,188
EMERGENCY PHYSICIANS MEDICAL CENTER		1,992	1,186	37%	3,178
NXGEN MDX LLC	7	2,817	348	11%	3,172
MINUTECLINIC LLC #5069		2,620	497	16%	3,117
KEYS AHEC SCHOOL MEDICAL CLINIC	15	2,940	153	5%	3,108
MINUTECLINIC LLC #5187		2,697	373	12%	3,070
MEDEXPRESS URGENT CARE BOCA RATON		2,791	263	9%	3,054
VETERANS AFFAIRS MEDICAL CENTER - ORLANDO	1	1,343	1,706	56%	3,050
CAREFAST+	1	2,242	805	26%	3,048
MEDEXPRESS PORT CHARLOTTE		2,710	325	11%	3,035
BAPTIST HEALTHCARE - GULF BREEZE HOSPITAL	3	2,503	495	16%	3,001
TAMPA COMMUNITY HOSPITAL		2,562	398	13%	2,960
BAPTIST HEALTH SOUTH FLORIDA - MIAMI BEACH URGENT CARE		2,518	431	15%	2,949
FLORIDA MEDICAL CLINIC	3	1,395	1,537	52%	2,935
DR G'S URGENT CARE		2,552	379	13%	2,931
AMELIA EXPRESS CARE LLC	10	2,542	351	12%	2,903
MINUTECLINIC LLC #3637		2,327	575	20%	2,902
STONE CLINICAL LABORATORIES		2,790	96	3%	2,886
MINI ER WATERFORD LAKES, THE		2,499	387	13%	2,886
WALGREENS ORLANDO	3	2,540	340	12%	2,883
DONALD W ROBERTSON DO PA		2,235	619	22%	2,854
PATIENTS FIRST - THOMASVILLE ROAD		2,548	295	10%	2,843
BOND URGENT CARE LLC		2,164	674	24%	2,838
OPTUM LABS LLC	1	2,583	224	8%	2,808
BAPTIST HEALTH EMERGENCY CENTER AT WEST CORAL WAY		2,350	455	16%	2,805
CITRUS MEMORIAL HOSPITAL LABORATORY		2,253	548	20%	2,801
CELESTA MEDICAL SERVICES LLC DBA - AMERICAN RESEARCH LABS		2,544	236	8%	2,780
NCHMD INC		2,338	414	15%	2,752

# COVID-19: testing by laboratory

Data through Jun 1, 2021 verified as of Jun 2, 2021 at 09:25 AM

Data in this report are provisional and subject to change.

The numbers in the table below represent the number of Florida and non-Florida residents for whom test results were received by the Department of Health. A person can be tested by more than one laboratory and can have both positive and negative results. **Therefore, the sum of the numbers in each column will be larger than the total number of people tested.**

Reporting lab	Inconclusive	Negative	Positive	Percent positive	Total
SACRED HEART HEALTH SYSTEM, INC	1	1,875	875	32%	2,751
EMERALD COAST URGENT CARE, LLC	1	2,062	678	25%	2,741
PHYSICIANS STAT LAB INC	6	2,478	170	6%	2,654
ASCENSION SACRED HEART - GULF		2,075	575	22%	2,650
WHOLE FAMILY HEALTH CENTER INC		2,072	536	21%	2,608
PENSACOLA PEDIATRICS PA	1	2,394	180	7%	2,575
ADVENT HEALTH - OCALA		2,124	447	17%	2,571
INTELEX LABS, LLC		2,487	84	3%	2,571
GENESIS LABORATORY MANAGEMENT	16	2,274	266	10%	2,556
CORE DIAGNOSTIC LABORATORIES LLC	17	2,193	342	13%	2,552
WHITE WILSON MEDICAL CENTER		1,140	1,410	55%	2,550
PHYSICIANS STAT LAB	3	1,125	1,418	56%	2,546
TOM LEE COMMUNITY HEALTH CENTER	1	1,816	693	28%	2,510
NCH NORTHEAST	7	1,968	532	21%	2,507
EMERALD COAST URGENT CARE LLC		1,825	657	26%	2,482
COMMUNITY HEALTH NORTHWEST FLORIDA	4	1,857	554	23%	2,415
MARTIN HEALTH SYSTEM - ST LUCIE WEST		2,210	204	8%	2,414
ARCPOINT LABS		1,716	689	29%	2,405
FG RAPID RESULTS	6	1,995	403	17%	2,404
ASSOCIATED PATHOLOGISTS, LLC	3	1,992	401	17%	2,396
PROHEALTH MEDICAL CLINIC		1,727	652	27%	2,379
BIO-TECH CLINICAL LABORATORIES INC		2,039	325	14%	2,364
ABSOLUTE GENOMICS	3	2,081	275	12%	2,359
MEDICAL CONSULTANTS OF FLORIDA, LLC	2	2,006	346	15%	2,354
FIU-HEALTH AUXILIARY LABORATORY	6	2,208	139	6%	2,353
UNIVERSITY OF NORTH FLORIDA STUDENT HEALTH		2,262	81	3%	2,343
BAYFRONT HEALTH - CITRUS HILLS		2,090	253	11%	2,343
AMERICAN SCIENTIFIC LABORATORIES LLC		2,281	58	2%	2,339
BARDMOOR LABORATORY	9	1,979	333	14%	2,321
MINUTECLINIC, LLC #3245		1,902	414	18%	2,316
PHYSICIAN ASSOCIATES		2,070	241	10%	2,311
LEE HEALTH - COCONUT POINT CLINICAL LAB	2	1,872	433	19%	2,307
ADVANCED MEDICAL OF NAPLES LLC		2,050	255	11%	2,305
LITTLE PINE PEDIATRICS	1	2,007	282	12%	2,290
READY RESPONDERS FLORIDA, PLLC		1,971	296	13%	2,267
DOC SMILEYS URGENT CARE LLC		1,838	400	18%	2,238
PRIMEHEALTH URGENT CARE	1	1,865	361	16%	2,227
LAKE BALDWIN		2,124	98	4%	2,222
FLOWERS HOSPITAL		2,010	192	9%	2,202
MEDLAB DIAGNOSTICS, LLC		2,037	127	6%	2,164
OPTUMCARE FLORIDA LLC		1,795	346	16%	2,141
MIAMI JEWISH HEALTH SYSTEMS		2,023	90	4%	2,113
GENUS3		2,002	74	4%	2,076
ED FRASER MEMORIAL HOSPITAL		1,809	265	13%	2,074
BROAD INSTITUTE CLINICAL SEQUENCING RESEARCH PLATFORM	17	1,966	74	4%	2,057
STATMED OCALA	7	1,842	197	10%	2,046
PATIENTS FIRST LAKE ELLA MEDICAL CENTER		1,845	197	10%	2,042



# COVID-19: testing by laboratory

Data through Jun 1, 2021 verified as of Jun 2, 2021 at 09:25 AM

Data in this report are provisional and subject to change.

The numbers in the table below represent the number of Florida and non-Florida residents for whom test results were received by the Department of Health. A person can be tested by more than one laboratory and can have both positive and negative results. **Therefore, the sum of the numbers in each column will be larger than the total number of people tested.**

Reporting lab	Inconclusive	Negative	Positive	Percent positive	Total
SUNRISE URGENT CARE ASSOCIATES LLC D/B/A	10	1,446	560	28%	2,016
WILLIAM OWEN PASS PARK		1,738	257	13%	1,995
CARENOW URGENT CARE – FORT PIERCE	2	1,522	431	22%	1,955
COLLIER URGENT CARE CENTERS CREEKSIDE		1,741	214	11%	1,955
DOC SMILEY’S URGENT CARE		1,706	247	13%	1,953
BROWNWOOD CARE CENTER		1,712	236	12%	1,948
MEDFAST URGENT CARE CENTERS LLC	2	608	1,335	69%	1,945
LABORATORY SPECIALISTS OF MICHIGAN		1,601	333	17%	1,934
SPEARHEAD MEDICAL		1,793	136	7%	1,929
PROJECT HEALTH, INC SUMTERVILLE	5	1,572	337	18%	1,914
PEDIATRIC HEALTH CARE ALLIANCE - NORTHDAL		1,751	162	8%	1,913
ER QUICKCARE PL		1,638	267	14%	1,905
QUICK CARE MED		1,539	364	19%	1,903
CYPRESS VILLAGE	1	1,847	30	2%	1,878
MEDEXPRESS URGENT CARE - JAX ATLANTIC BLVD		1,630	239	13%	1,869
SPARROW HEALTHCARE	2	1,612	254	14%	1,868
NEIGHBORHOOD MEDICAL CENTER INC	17	1,647	187	10%	1,851
VRL EUROFIN		1,806	43	2%	1,849
PARAMOUNT URGENT CARE - CLERMONT		1,087	759	41%	1,846
NORTH VISTA HOSPITAL LABORATORY		1,530	307	17%	1,837
ADVENTHEALTH CENTRA CARE TRINITY		1,588	248	14%	1,836
ACCESS MEDICAL LABS	1	1,018	813	44%	1,832
FIRST QUALITY LABORATORY		1,713	108	6%	1,821
KETAMINE HEALTH CENTERS LLC	1	1,661	152	8%	1,814
FLORIDA DEPARTMENT OF HEALTH IN POLK COUNTY	2	1,388	421	23%	1,811
NORTH SHORE LONG ISLAND JEWISH HEALTH	1	1,703	96	5%	1,800
IGENOMIX USA LLC	55	1,574	165	9%	1,794
LABTECH DIAGNOSTIC		1,496	295	16%	1,791
MYTEST DIAGNOSTICS		1,703	84	5%	1,787
BREVARD HEALTH ALLIANCE INC, THE		1,670	116	6%	1,786
LPG COCONUT POINT		1,520	253	14%	1,773
SHELL POINT NURSING PAVILION	1	1,689	78	4%	1,768
RIVER TOWN DIAGNOSTIC LLC		1,470	286	16%	1,756
PARAMOUNT URGENT CARE VILLAGES		1,145	604	35%	1,749
Community_Health		1,533	199	11%	1,732
CAREMED CLINIC LLC	1	1,395	318	19%	1,714
BAPTIST HEALTH SOUTH FLORIDA - KEY BISCANE URGENT CARE EXPRESS		1,503	201	12%	1,704
JW PLASTIC SURGERY		1,449	246	15%	1,695
UNIVERSITY OF ALABAMA AT BIRMINGHAM		1,641	48	3%	1,689
ST ANNES NURSING CENTER		1,651	33	2%	1,684
CAREFAST MURABELLA		1,113	546	33%	1,659
FAMILY HEALTH CENTERS OF SOUTHWEST FLORIDA INC		1,504	150	9%	1,654
BAPTIST HEALTH SOUTH FLORIDA - COUNTRY WALK URGENT CARE EXPRESS		1,392	252	15%	1,644
PRIMARY CARE SOUTH INC		1,124	503	31%	1,627
ELLENTON URGENT CARE		1,385	238	15%	1,623
OPTEO LABORATORY		1,578	36	2%	1,614
NORTH FLORIDA PEDIATRICS - LAKE CITY		1,381	230	14%	1,611

# COVID-19: testing by laboratory

Data through Jun 1, 2021 verified as of Jun 2, 2021 at 09:25 AM

Data in this report are provisional and subject to change.

The numbers in the table below represent the number of Florida and non-Florida residents for whom test results were received by the Department of Health. A person can be tested by more than one laboratory and can have both positive and negative results. **Therefore, the sum of the numbers in each column will be larger than the total number of people tested.**

Reporting lab	Inconclusive	Negative	Positive	Percent positive	Total
BAPTIST HEALTHCARE - JAY HOSPITAL	3	1,226	380	24%	1,609
MATRIX CLINICAL LABS (FORMERLY BIOCERNA LLC)	13	1,425	169	11%	1,607
MINUTE CLINIC INCORPORATE		1,538	68	4%	1,606
6TH MEDICAL GROUP - MCDILL AFB	3	1,494	106	7%	1,603
ADDICTION LABS OF AMERICA	3	1,513	85	5%	1,601
ASSURANCE SCIENTIFIC LABORATORIES	1	1,313	283	18%	1,597
NYU HOSPITALS CENTER CLINICAL LABORATORIES		1,543	49	3%	1,592
UHEALTH CLINIC AT WALGREENS		1,291	301	19%	1,592
GROWING TOGETHER PEDIATRICS LLC		1,499	81	5%	1,580
MELBOURNE MEDICAL LABORATORY☐	2	1,367	205	13%	1,574
APLS SERVICES LLC D/B/A CLEAR DIAGNOSTICS	26	1,515	30	2%	1,571
EUROFINS NTD, LLC		1,520	45	3%	1,565
PEDIATRICS OF CENTRAL FLORIDA PA	20	1,460	76	5%	1,556
PALM BEACH ATLANTIC UNIVERSITY		1,504	52	3%	1,556
SMA LAB	12	1,361	164	11%	1,537
INNOVATIVE TRANSFUSION MEDICINE, INC	11	1,336	179	12%	1,526
NORTH OKALOOSA MEDICAL CENTER		1,166	358	23%	1,524
BETHESDA HEALTH URGENT CARE		1,311	207	14%	1,518
TREASURE COAST MEDICAL ASSOCIATES INC		749	769	51%	1,518
CREEKSIDE CARE CENTER	1	1,321	188	12%	1,510
PROJECT HEALTH INC	4	1,284	215	14%	1,503
PALM BAY HOSPITAL CLINICAL LABORATORY		1,093	401	27%	1,494
CARE ONE OF FLORIDA LLC		1,123	364	24%	1,487
EAST LAKE PEDIATRICS		1,323	137	9%	1,460
STEWART REFERENCE LABORATORY	1	896	556	38%	1,453
ADVANCE MEDICAL OF NAPLES		327	1,124	77%	1,451
TEMPUS CLINICAL LABORATORY	10	1,281	156	11%	1,447
UHEALTH DEERFIELD BEACH/UMSYLVESTER DEERFIELD BEACH LABORATORY	3	1,380	55	4%	1,438
COASTAL LABORATORIES	1	1,142	290	20%	1,433
PATIENTS CHOICE LABORATORIES		831	593	42%	1,424
INTERLACHEN PEDIATRICS PA		1,353	67	5%	1,420
AMELIA EXPRESS CARE	1	772	646	46%	1,419
MINUTECLINIC LLC #3281		1,251	168	12%	1,419
USF MORSANI CENTER FOR ADVANCED HEALTH CARE		1,250	169	12%	1,419
MILLENIA ADVANCED SCIENTIFIC LLC		1,348	70	5%	1,418
MIDWAY SPECIATLY CARE CENTER	3	1,178	222	16%	1,403
PALM HARBOR PHARMACY		1,216	173	12%	1,389
ADVANCED DIAGNOSTIC LABORATORY		1,337	47	3%	1,384
ST PETERSBURG PEDIATRICS	1	1,251	127	9%	1,379
BERNHARDT LABORATORIES	3	1,271	101	7%	1,375
VAVA PARTNERS LLC		529	838	61%	1,367
PENSACOLA PEDIATRICS PA - TIGER POINT	24	1,214	123	9%	1,361
HALIFAX MEDICAL CENTER-PORT ORANGE LAB		1,189	171	13%	1,360
ASCENSION ST VINCENT'S - SOUTHSIDE		1,308	49	4%	1,357
INTERLACHEN PEDIATRICS		1,305	47	3%	1,352
XPRESS URGENT CARE	4	1,140	206	15%	1,350
TYNDALL AIR FORCE BASE		1,119	228	17%	1,347

# COVID-19: testing by laboratory

Data through Jun 1, 2021 verified as of Jun 2, 2021 at 09:25 AM

Data in this report are provisional and subject to change.

The numbers in the table below represent the number of Florida and non-Florida residents for whom test results were received by the Department of Health. A person can be tested by more than one laboratory and can have both positive and negative results. **Therefore, the sum of the numbers in each column will be larger than the total number of people tested.**

Reporting lab	Inconclusive	Negative	Positive	Percent positive	Total
NAPLES URGENT CARE	1	885	454	34%	1,340
MILLER BIOCONNECT		1,232	96	7%	1,328
LAB24 INC	3	643	677	51%	1,323
ADVENTHEALTH EXPRESS CARE AT WALGREENS		1,140	182	14%	1,322
ARCPPOINT LABS OF CORAL SPRINGS FL		1,043	275	21%	1,318
HOLIDAY CVS LLC DBA CVS PHARMACY #5155		1,244	74	6%	1,318
NORTH FLORIDA PEDIATRICS-TALLAHASSEE	1	1,206	108	8%	1,315
FISHERMENS HOSPITAL CLINICAL LAB		1,209	100	8%	1,309
SOLARIS HEALTHCARE PALATKA		1,197	106	8%	1,303
BREVARD HEALTH ALLIANCE		980	315	24%	1,295
COASTAL PEDIATRIC GROUP		1,122	163	13%	1,285
LOOP PEDIATRICS PA	3	1,107	173	13%	1,283
PROFESSIONAL HEALTH EXAMINERS DBA PROHEALTH	1	1,048	230	18%	1,279
LAB DOCTOR		1,129	144	11%	1,273
STAGEZERO LIFE SCIENCES INC	4	1,163	105	8%	1,272
CATALYST WALK IN CLINIC		1,000	244	20%	1,244
EPN URGENT CARE NAPLES	2	807	424	34%	1,233
NORTH FLORIDA MEDICAL GROUP		1,066	167	14%	1,233
ALTAMONTE MD		982	233	19%	1,215
CLINICORE		1,124	91	7%	1,215
CHURCH OF SCIENTOLOGY FLAG SERVICE ORGANIZATION		1,144	56	5%	1,200
CLARITY LABS		1,086	109	9%	1,195
EMED LABS, LLC	3	1,168	21	2%	1,192
CAPE CANAVERAL HOSPITAL		868	321	27%	1,189
BHA CENTRAL COUNTY CLINIC		1,072	110	9%	1,182
PENSACOLA PEDIATRICS	2	1,082	97	8%	1,181
CLINICAL ENTERPRISE, INC		1,152	25	2%	1,177
NORTH FL SOUTH GA HCS-LAKE CITY	3	1,126	39	3%	1,168
SPRING HILL HEALTH AND REHABILITATION CENTER		1,135	28	2%	1,163
PROFESSIONAL HEALTH EXAMINERS		1,007	154	13%	1,161
MINUTECLINIC, LLC DBA MINUTECLINIC #4717		1,110	43	4%	1,153
DEPT OF VA MEDICAL CENTER - MIAMI	10	1,087	56	5%	1,153
PRIMARY CARE OF THE TREASURE COAST		1,012	138	12%	1,150
PEDIATRIC HEALTHCARE ALLIANCE		1,081	59	5%	1,140
CAPSTONE HEALTHCARE		802	331	29%	1,133
CHILDRENS MEDICAL ASSOCIATION		1,041	88	8%	1,129
GENEIQ		1,064	65	6%	1,129
SOUTHEAST ALABAMA MEDICAL CENT		1,066	63	6%	1,129
VERITAS GENETICS	61	946	118	10%	1,125
BAPTIST HEALTH - MD ANDERSON CANCER CENTER		1,118	6	1%	1,124
24 HOUR PEDIATRIC CARE CENTER	4	1,045	74	7%	1,123
Fernandina Beach Rehabilitation and Nursing Center	1	1,095	19	2%	1,115
EMERALD COAST PEDIATRICS		1,058	57	5%	1,115
LENCO MEDICAL LABORATORY		1,057	58	5%	1,115
EAST LAKE PEDIATRICS PA		1,017	96	9%	1,113
THE HEALTH CENTER OF PLANT CITY		1,031	82	7%	1,113
CVS HEALTH	1	886	224	20%	1,111

# COVID-19: testing by laboratory

Data through Jun 1, 2021 verified as of Jun 2, 2021 at 09:25 AM

Data in this report are provisional and subject to change.

The numbers in the table below represent the number of Florida and non-Florida residents for whom test results were received by the Department of Health. A person can be tested by more than one laboratory and can have both positive and negative results. **Therefore, the sum of the numbers in each column will be larger than the total number of people tested.**

Reporting lab	Inconclusive	Negative	Positive	Percent positive	Total
RESTORE HEALTH URGENT CARE		905	201	18%	1,106
XYZ LABORATORY	8	943	146	13%	1,097
SOLARIS HEALTHCARE CHARLOTTE HARBOR		1,041	56	5%	1,097
NORTH SHORE LIJ URGENT CARE PC		1,027	61	6%	1,088
WOODLANDS MEDICAL SPECIALISTS		817	270	25%	1,087
C.W. BILL YOUNG VA MEDICAL CENTER	1	23	1,062	98%	1,086
FAST TRACK URGENT CARE CENTER		5	1,079	100%	1,084
HENDRY REGIONAL MEDICAL CENTER CLINICAL LABORATORY		817	265	24%	1,082
JACKSONVILLE BEACH PEDIATRIC CARE CENTER		1,001	74	7%	1,075
AMERICAN FAMILY CARE PENSACOLA WEST		533	533	50%	1,066
RAINBOW RIVER MEDICAL LABORATORY		978	83	8%	1,061
ANY LAB TEST NOW	2	772	281	27%	1,055
WHITE-WILSON MEDICAL CENTER - FORT WALTON BEACH		1,026	26	2%	1,052
CONSULATE HEALTH CARE OF NEW PORT RICHEY	2	922	127	12%	1,051
COVANCE CLINICAL RESEARCH UNIT INC		1,019	29	3%	1,048
WHITE WILSON MEDICAL CENTER PA - NAVARRE		911	131	13%	1,042
VRL EUROFINS - DALLAS		1,024	13	1%	1,037
TOTAL RENAL LABORATORIES INC DBA DAVITA LABS	1	900	133	13%	1,034
NORTH FLORIDA PEDIATRICS PA - SUWANNEE	3	897	131	13%	1,031
MEDICAL CENTER OF DELTONA, INC		895	135	13%	1,030
CALHOUN LIBERTY HOSPITAL		858	171	17%	1,029
HISTOPATHOLOGY SERVICES, LLC		907	111	11%	1,018
PALM GARDEN OF PORT SAINT LUCIE		1,004	12	1%	1,016
MOORINGS PARK INSTITUTE, INC, THE		976	39	4%	1,015
DEPARTMENT OF CLINICAL LABS	2	992	21	2%	1,015
PHAROS HEALTH		756	258	25%	1,014
VERITOR		852	162	16%	1,014
E-LAB OF FLORIDA		923	90	9%	1,013
DAIRY ROAD URGENT CARE	2	847	161	16%	1,010
VIERA HOSPITAL, INC		805	192	19%	997
WELL HEALTH WORKS	23	887	82	8%	992
LAKELAND REGIONAL HEALTH - PWC/OB		36	954	96%	990
UNIVERSITY OF WEST FLORIDA STUDENT HEALTH SERVICES	1	858	128	13%	987
NORTH FLORIDA PEDIATRICS PA	2	866	119	12%	987
REDI MED LLC		802	185	19%	987
GULF COAST VILLAGE		934	43	4%	977
PRINCIPLE LABORATORY	9	939	26	3%	974
BOND CLINIC PA PEDIATRICS DEPT		909	62	6%	971
ORLANDO HEALTH AND REHAB CENTER		925	45	5%	970
Point of Care Testing	1	128	841	87%	970
PALACE NURSING HOME & REHAB CENTER		924	43	4%	967
NCHMD, INC SOUTHEAST IMMEDIATE CARE		760	201	21%	961
LEE COUNTY EMERGENCY MEDICAL SERVICE	1	827	131	14%	959
TACACHALE CLINICAL LABORATORY	1	905	51	5%	957
DOCTOR'S MEMORIAL HOSPITAL		786	170	18%	956
MOLECULAR TESTING LABS		862	90	9%	952
Victoria Nursing and Rehabilitation Center		894	55	6%	949



# COVID-19: testing by laboratory

Data through Jun 1, 2021 verified as of Jun 2, 2021 at 09:25 AM

Data in this report are provisional and subject to change.

The numbers in the table below represent the number of Florida and non-Florida residents for whom test results were received by the Department of Health. A person can be tested by more than one laboratory and can have both positive and negative results. **Therefore, the sum of the numbers in each column will be larger than the total number of people tested.**

Reporting lab	Inconclusive	Negative	Positive	Percent positive	Total
COASTAL PHYSICIANS, LLC		765	179	19%	<b>944</b>
INTEGRITY LABORATORIES, LLC	4	773	165	18%	<b>942</b>
EXPRESS PHARMACY		864	76	8%	<b>940</b>
ENCOMPASS HEALTH		916	22	2%	<b>938</b>
ABBOTT LABORATORIES		815	123	13%	<b>938</b>
J AND G MEDICAL GROUP LLC		782	152	16%	<b>934</b>
CLINICAL PATHOLOGY LABS INC		842	87	9%	<b>929</b>
PHYSICIANS PRIMARY CARE OF SOUTHWEST FLORIDA	1	889	35	4%	<b>925</b>
GENE TOX WORLDWIDE	60	736	125	14%	<b>921</b>
AFC URGENT CARE CLEARWATER	1	197	714	78%	<b>912</b>
PALM GARDEN OF VERO BEACH		859	51	6%	<b>910</b>
CARITHERS PEDIATRIC GROUP		849	61	7%	<b>910</b>
Tampa Lakes Health and Rehabilitation Center	2	832	73	8%	<b>907</b>
WATSON THERAPEUTICS INC	1	864	39	4%	<b>904</b>
AMERICAN MEDICAL RESPONSE		894	10	1%	<b>904</b>
CRUCIAL CARE EMERGENCY MEDICINE DOCTORS		726	178	20%	<b>904</b>
CLINICAL LABS OF HAWAII		898	6	1%	<b>904</b>
MINUTECLINIC LLC, #10357		890	6	1%	<b>896</b>
LIFE CARE CENTER OF NEW PORT RICHEY		855	41	5%	<b>896</b>
PRIMARY CARE SERVICES AT ST ANDREWS ESTATES		891	3	0%	<b>894</b>
POINT WASHINGTON MEDICAL CLINIC	1	678	213	24%	<b>892</b>
FAMILY HEALTH CENTERS OF SWF LABS	2	765	124	14%	<b>891</b>
RUSKIN HEALTH CENTER	1	606	280	32%	<b>887</b>
ADVENT HEALTH - DELTONA ER		736	146	17%	<b>882</b>
VALENCIA HILLS HEALTH AND REHABILITATION CENTER		861	18	2%	<b>879</b>
PEDIATRIC HEALTHCARE ALLIANCE PA		816	63	7%	<b>879</b>
PRIMARY CARE SERVICES AT INDIAN RIVER ESTATES		852	26	3%	<b>878</b>
BRISTOL AT TAMPA, THE	4	850	22	3%	<b>876</b>
CENTRAL FLORIDA HEALTH CARE INC		751	124	14%	<b>875</b>
ADVENTHEALTH MEDICAL GROUP PROMPT CARE		642	233	27%	<b>875</b>
CITY MEDICAL OF NEW JERSEY, PC		787	77	9%	<b>864</b>
PEDIATRICS IN BREVARD PA		791	71	8%	<b>862</b>
SOUTHERN OAKS CARE CENTER	1	820	38	4%	<b>859</b>
FLORIDA GULF COAST UNIVERSITY		657	196	23%	<b>853</b>
VITAS HEALTHCARE CORPORATION OF FLA	1	843	7	1%	<b>851</b>
BUFFALO CROSSING HEALTHCARE & REHABILITATION CTR		829	19	2%	<b>848</b>
LIFEBRITE	2	613	233	27%	<b>848</b>
AUGUSTUS LABS LLC		696	148	18%	<b>844</b>
DYNIX DIAGNOSTICS	2	549	291	35%	<b>842</b>
CareATC - Jackson	120	673	46	5%	<b>839</b>
PEBBLEBROOK PHARMACY	1	689	139	17%	<b>829</b>
MEDONE URGENT CARE CENTER		604	224	27%	<b>828</b>
THE PRESERVE		810	17	2%	<b>827</b>
GOLDEN GATE FAMILY CLINIC		332	495	60%	<b>827</b>
BOND AND STEELE CLINIC PA		611	215	26%	<b>826</b>
AFC URGENT CARE		371	454	55%	<b>825</b>
PALM GARDEN OF CLEARWATER		805	18	2%	<b>823</b>

# COVID-19: testing by laboratory

Data through Jun 1, 2021 verified as of Jun 2, 2021 at 09:25 AM

Data in this report are provisional and subject to change.

The numbers in the table below represent the number of Florida and non-Florida residents for whom test results were received by the Department of Health. A person can be tested by more than one laboratory and can have both positive and negative results. **Therefore, the sum of the numbers in each column will be larger than the total number of people tested.**

Reporting lab	Inconclusive	Negative	Positive	Percent positive	Total
MANOR CARE HEALTH SERVICES - FT MYERS		790	31	4%	<b>821</b>
ORANGE BLOSSOM FAMILY HEALTH		767	51	6%	<b>818</b>
NATURE COAST MEDICAL GROUP		670	147	18%	<b>817</b>
FLORIDA HOSPITAL ORLANDO		743	74	9%	<b>817</b>
FLAGLER COUNTY HEALTH DEPARTMENT	3	634	179	22%	<b>816</b>
ADVENT HEALTH - WESTCHASE ER		717	96	12%	<b>813</b>
ASAP LABS LLC	7	655	151	19%	<b>813</b>
ASCENSION ST VINCENT'S - CLAY		775	35	4%	<b>810</b>
SEMINOLE NURSING PAVILION		797	8	1%	<b>805</b>
DXTERITY DIAGNOSTICS	3	753	45	6%	<b>801</b>
PALM BEACH COUNTY FIREFIGHTERS HEALTH CLINIC, LLC		693	106	13%	<b>799</b>
NITE LITE PEDIATRICS		234	564	71%	<b>798</b>
NONE		308	489	61%	<b>797</b>
TELESCOPE HEALTH LLC	4	671	121	15%	<b>796</b>
HEARTLAND PEDIATRICS OF LAKE WALES		716	80	10%	<b>796</b>
SOUTHERN LABORATORY SERVICES OF NWF		753	41	5%	<b>794</b>
MOUNT SINAI LABORATORY		754	38	5%	<b>792</b>
Crestview Rehabilitation Center	5	658	129	16%	<b>792</b>
CARE ONE OF FLORIDA	1	597	191	24%	<b>789</b>
ETHOS WELLNESS PHARMACY		737	52	7%	<b>789</b>
KENDALL HEALTHCARE PROPERTIES DBA	2	752	30	4%	<b>784</b>
RAINBOW PEDIATRIC CENTER PA		734	48	6%	<b>782</b>
ORLANDO ORTHOPAEDIC OUTPATIENT SURGERY CENTER LLC		776	5	1%	<b>781</b>
WILLOWBROOKE COURT AT EDGEWATER POINTE ESTATES		771	9	1%	<b>780</b>
VITAS HEALTHCARE CORP OF CENTRAL FL		750	26	3%	<b>776</b>
QUALITOX LABORATORIES		586	190	24%	<b>776</b>
LIFE CARE CENTER OF PENSACOLA		725	51	7%	<b>776</b>
SAINTS 120 LLC	1	738	34	4%	<b>773</b>
VENICE REGIONAL BAYFRONT HEALTH (PULMONARY)		637	135	17%	<b>772</b>
BOCA GRANDE HEALTH CLINIC		730	41	5%	<b>771</b>
MORSELIFE MEMORY CARE RESIDENCE		756	11	1%	<b>767</b>
NAIA		764	1	0%	<b>765</b>
MANOR PINES CONVALESCENT CENTER LLC	1	734	25	3%	<b>760</b>
OCALA FAMILY MEDICAL CENTER INC	2	654	101	13%	<b>757</b>
XPRESS URGENT CARE- PORT ST. LUCIE		584	173	23%	<b>757</b>
MAIN STREET MEDICAL CENTER		226	529	70%	<b>755</b>
FHMG FLORIDA HOSPITAL MEDICAL GROUP	1	707	46	6%	<b>754</b>
ADVENT HEALTH - TIMBERRIDGE ER		642	112	15%	<b>754</b>
CLIFFORD CHESTER SIMS STATE VETERANS		739	13	2%	<b>752</b>
NAPLES CHILDREN'S URGENT CARE		664	86	11%	<b>750</b>
AMERICA'S PHARMACY LLC		666	84	11%	<b>750</b>
NORTHEAST FLORIDA NEUROLOGY CLINICS, INC		637	113	15%	<b>750</b>
ADVENT HEALTH LAB - ORLANDO		434	315	42%	<b>749</b>
EDEN SPRINGS NURSING AND REHAB CENTER		636	113	15%	<b>749</b>
LIFE CARE CENTER OF ORANGE PARK		713	35	5%	<b>748</b>
MANOR CARE NURSING CENTER OF SARASOTA FL LLC		660	88	12%	<b>748</b>
FLORIDA HOSPITAL WAUCHULA		578	169	23%	<b>747</b>

# COVID-19: testing by laboratory

Data through Jun 1, 2021 verified as of Jun 2, 2021 at 09:25 AM

Data in this report are provisional and subject to change.

The numbers in the table below represent the number of Florida and non-Florida residents for whom test results were received by the Department of Health. A person can be tested by more than one laboratory and can have both positive and negative results. **Therefore, the sum of the numbers in each column will be larger than the total number of people tested.**

Reporting lab	Inconclusive	Negative	Positive	Percent positive	Total
FORT MYERS INTERNAL MEDICINE, LLC		674	70	9%	<b>744</b>
ARTHREX MEDICAL CENTER	1	582	161	22%	<b>744</b>
Signature HealthCare Center of Waterford		704	39	5%	<b>743</b>
ADVENTHEALTH MEDICAL GROUP PROMPT CAR	1	548	194	26%	<b>743</b>
SANTA ROSA MEDICAL GROUP		575	166	22%	<b>741</b>
BALDWIN PEDIATRICS	1	703	35	5%	<b>739</b>
BAPTIST PRIMARY CARE	2	604	128	17%	<b>734</b>
GULF COAST MOLECULAR LABORATORIES	13	611	110	15%	<b>734</b>
MEDONE URGENT CARE AT ST. AUGUSTINE		270	462	63%	<b>732</b>
VIERA VA OPC		720	11	2%	<b>731</b>
DIAMOND RIDGE HEALTH AND REHABILITATION		695	36	5%	<b>731</b>
JOHN KNOX VILLAGE HEALTH CENTER		697	34	5%	<b>731</b>
MEDICAL FP – WHOLE FAMILY HEALTH CENTER		609	120	16%	<b>729</b>
VETERANS AFFAIRS MEDICAL CENTER	1	45	683	94%	<b>729</b>
NCH HEALTHCARE SYSTEM MICROBIOLOGY LAB		2	726	100%	<b>728</b>
INTERNAL MEDICINE & PEDIATRICS OF TAMPA BAY PA		647	80	11%	<b>727</b>
Palm Garden of Ocala	5	620	102	14%	<b>727</b>
NCH HEALTHCARE BONITA		578	146	20%	<b>724</b>
SUWANNEE HEALTH AND REHABILITATION CENTER		717	5	1%	<b>722</b>
QUOTIENT SCIENCES		696	25	3%	<b>721</b>
DISNEY COVID TEST SITE		703	17	2%	<b>720</b>
ADDINGTON PLACE AT WELLINGTON GREEN		707	11	2%	<b>718</b>
SIGNATURE HEALTHCARE OF BROOKWOOD GARDENS		706	11	2%	<b>717</b>
EMERALD SHORES HEALTH AND REHABILITATION		614	102	14%	<b>716</b>
CHILDRENS CLINIC WEST FLORIDA PEDIATRICS		659	57	8%	<b>716</b>
GEORGIA PUBLIC HEALTH LABORATORY		667	44	6%	<b>711</b>
COLLIER COUNTY JAIL		707	3	0%	<b>710</b>
HOLMES REGIONAL MEDICAL CENTER		11	699	98%	<b>710</b>
SABAL PALMS HEALTH AND REHAB		644	63	9%	<b>707</b>
GRAND COURT TAMPA		702	4	1%	<b>706</b>
RIVER GARDEN HEBREW HOME FOR THE AGED		646	59	8%	<b>705</b>
FLORIDA STATE HOSPITAL CLINICAL LABORATORY		696	7	1%	<b>703</b>
MICHAEL A MIDDLETON MD PA□		661	35	5%	<b>696</b>
MAYFLOWER ASSISTED LIVING		689	7	1%	<b>696</b>
GOLDEN GLADES NURSING & REHABILITATION CTR		655	40	6%	<b>695</b>
PREMIER MEDICAL LABORATORY SERVICES	2	468	225	32%	<b>695</b>
Plantation Bay Rehabilitation Center		670	25	4%	<b>695</b>
PALM GARDEN OF TAMPA		662	33	5%	<b>695</b>
FLORIDA HOSPITAL MEDICAL GROUP		423	268	39%	<b>691</b>
CLEWISTON NURSING AND REHABILITATION CENTER		671	14	2%	<b>685</b>
SOLARIS HEALTHCARE BAYONET POINT		662	21	3%	<b>683</b>
BONIFAY NURSING AND REHAB CENTER		645	33	5%	<b>678</b>
SHORE ACRES CARE CENTER		635	40	6%	<b>675</b>
TREE HOUSE PEDIATRICS PLLC		606	68	10%	<b>674</b>
MINI ER ADULT AND PEDIATRIC URGENT CARE		574	98	15%	<b>672</b>
BODYK		658	13	2%	<b>671</b>
FIRST CHOICE PEDIATRICS		546	122	18%	<b>668</b>



# COVID-19: testing by laboratory

Data through Jun 1, 2021 verified as of Jun 2, 2021 at 09:25 AM

Data in this report are provisional and subject to change.

The numbers in the table below represent the number of Florida and non-Florida residents for whom test results were received by the Department of Health. A person can be tested by more than one laboratory and can have both positive and negative results. **Therefore, the sum of the numbers in each column will be larger than the total number of people tested.**

Reporting lab	Inconclusive	Negative	Positive	Percent positive	Total
LIFE CARE CENTER OF HILLIARD		643	22	3%	665
DBI HEALTH INC		647	16	2%	663
HMA SANTA ROSA MEDICAL CENTER LLC DBA		540	123	19%	663
ST JOHN'S NURSING CENTER		637	25	4%	662
HARBOUR HEALTH CENTER		643	19	3%	662
NSPIRE HEALTHCARE MIAMI LAKES	8	638	15	2%	661
FLORIDA DEPARTMENT OF HEALTH IN CALHOUN COUNTY		513	147	22%	660
VETERANS AFFAIRS MEDICAL CENTER - JAMES A HALEY			659	100%	659
WILLOW BROOKE COURT AT INDIAN RIVER ESTATES		613	46	7%	659
PARTICLE THEORY LABS		634	25	4%	659
Consulate Health Care of North Fort Myers		642	16	2%	658
POINT OF CARE TESTING SITE		630	26	4%	656
CONCIMED LLC		620	34	5%	654
MAVERICK LABS		461	191	29%	652
CONTINENTAL CLINICAL RESEARCH, LLC		576	76	12%	652
JAMES A HALEY VETERANS HOSPITAL		2	649	100%	651
MID-FLORIDA PATHOLOGY		483	168	26%	651
EXPRESS URGENT CARE LLC		1	648	100%	649
CHILDRENS MEDICAL ASSOCIATION PA		575	71	11%	646
WELL-BEING MEDICAL CENTER PLLC		577	67	10%	644
FLORIDA HOSPITAL HEARTLAND MED CTR LAKE PLACID		514	129	20%	643
ENCOMPASS HEALTH REHABILITATION HOSPITAL OF SUNRISE	8	627	8	1%	643
SOLARIS HEALTHCARE LAKE CITY		539	103	16%	642
SEBASTIAN RIVER MEDICAL CENTER	3	456	183	29%	642
BALDOMERO LOPEZ STATE VETERANS NURSING HOME	2	633	6	1%	641
ANCIENT CITY PEDIATRICS	1	605	28	4%	634
PIONEER CLINICAL LAB LLC		516	115	18%	631
HOSPICE OF THE FLORIDA SUNCOAST,THE		621	10	2%	631
PALM GARDEN OF ORLANDO		596	34	5%	630
PHYSICIANS PRIMARY CARE LAB	1	552	77	12%	630
CONSULATE HEALTHCARE OF VERO BEACH	14	532	83	13%	629
PORT SAINT LUCIE HOSPITAL		618	11	2%	629
DAVITA LABS	4	613	11	2%	628
INNOVATIVE GENOMICS, LLC	10	568	50	8%	628
METROPOLITAN HOSPITAL CENTER		619	9	1%	628
AFC URGENT CARE FAMILY CARE		1	627	100%	628
NEW YORK HOSPITAL LABORATORIES	1	610	16	3%	627
PEDIATRICS BY THE SEA		577	47	8%	624
TUSKAWILLA NURSING AND REHAB CENTER	2	614	8	1%	624
THERADOC		152	471	76%	623
HOPE HOSPICE AND COMMUNITY SERVICES INC	14	588	21	3%	623
VILLA MARIA NURSING & REHAB CENTER INC	1	604	17	3%	622
SUNSHINE URGENT CARE LLC		464	157	25%	621
LORI MCAULIFFE MD PA		569	51	8%	620
PENSACOLA PEDIATRICS MILTON		556	63	10%	619
Solaris Healthcare Daytona	2	565	52	8%	619
The Manor at Blue Water Bay		556	63	10%	619

# COVID-19: testing by laboratory

Data through Jun 1, 2021 verified as of Jun 2, 2021 at 09:25 AM

Data in this report are provisional and subject to change.

The numbers in the table below represent the number of Florida and non-Florida residents for whom test results were received by the Department of Health. A person can be tested by more than one laboratory and can have both positive and negative results. **Therefore, the sum of the numbers in each column will be larger than the total number of people tested.**

Reporting lab	Inconclusive	Negative	Positive	Percent positive	Total
CONSULATE HEALTH CARE OF BAYONET POINT	4	590	23	4%	617
FOUNTAIN MANOR HEALTH AND REHAB CENTER	1	594	22	4%	617
URGENT CARE EXPRESS LLC	1	247	366	60%	614
DOH – INDIAN RIVER		506	108	18%	614
PALMETTO FAMILY HEALTHCARE	1	401	211	34%	613
AFC URGENT CARE SEMINOLE	1		612	100%	613
HOLY CROSS HOSPITAL		13	598	98%	611
LAUDERDALE NURSING CENTER LLC	1	591	19	3%	611
WEST GABLES HEALTH CARE CENTER		596	13	2%	609
THE VILLAGES REGIONAL HOSPITAL FREESTANDING		553	53	9%	606
LIFE HOPE LABS, LLC	1	584	21	3%	606
LIFE CARE CENTER OF WINTER HAVEN		583	20	3%	603
DIGNITY HEALING, LLC		584	19	3%	603
University Crossing		599	3	0%	602
HEALTH CENTER AT BRENTWOOD	1	553	47	8%	601
MEDICAL VB		480	121	20%	601
MANOR OAKS NURSING & REHAB CENTER	5	593	3	0%	601
NORTH FLORIDA RETIREMENT VILLAGE		595	5	1%	600
DASCENA, INC	3	537	60	10%	600
PATIENTS FIRST - MAHAN DRIVE		164	436	73%	600
PALM GARDEN OF WINTER HAVEN	3	580	16	3%	599
PLANT CITY PEDIATRICS	1	482	114	19%	597
BAPTIST PRIMARY CARE, INC		564	32	5%	596
PEDIATRIC ASSOCIATES OF OCALA PA		553	42	7%	595
NORTH FLORIDA REHABILITATION & SPECIALTY CARE☐		574	20	3%	594
STEWART SEBASTIAN RIVER MEDICAL CENTER		533	61	10%	594
AFC URGENT CARE TYRONE		4	590	99%	594
UNIVERSITY OF TAMPA INC, THE		572	21	4%	593
BROOKDALE FORT MYERS CYPRESS LAKE		590	2	0%	592
MIDWAY SPECIALTY CARE CENTER	3	471	114	19%	588
THE PALACE AT HOMESTEAD	1	566	21	4%	588
SHORELINE PHYSICIAN GROUP		364	223	38%	587
GANDY CROSSING CARE CENTER	1	559	25	4%	585
THE SPRINGS AT BOCA CIEGA BAY		573	12	2%	585
PORT CHARLOTTE HMA		520	64	11%	584
BENTON PEDIATRICS INC		524	59	10%	583
Palm Garden of Largo		577	4	1%	581
KINDRED HOSPITAL	10	548	22	4%	580
NURSING PLUS OF BROWARD LLC	1	556	23	4%	580
PALM GARDEN OF JACKSONVILLE☐	2	497	80	14%	579
RICARDO NAVARRO DO PA		489	90	16%	579
EMERALD COAST PEDIATRICS & ADOL		512	67	12%	579
OCEAN BIOSCIENCES		566	12	2%	578
ARCPOINTS LABS		507	71	12%	578
PARKLANDS FACILITY INC	4	531	42	7%	577
Heartland Healthcare of Ft. Myers	1	572	3	1%	576
Good Samaritan Society Kissimmee Village		509	67	12%	576

# COVID-19: testing by laboratory

Data through Jun 1, 2021 verified as of Jun 2, 2021 at 09:25 AM

Data in this report are provisional and subject to change.

The numbers in the table below represent the number of Florida and non-Florida residents for whom test results were received by the Department of Health. A person can be tested by more than one laboratory and can have both positive and negative results. **Therefore, the sum of the numbers in each column will be larger than the total number of people tested.**

Reporting lab	Inconclusive	Negative	Positive	Percent positive	Total
ECCOLAB GROUP	1	153	420	73%	574
PREMIER MEDICAL CENTER LLC	11	534	28	5%	573
LITTLE PINE PEDIATRICS PLLC	3	504	66	12%	573
TENNESSEE DOH - NASHVILLE	2	504	66	12%	572
WHITE-WILSON MEDICAL CENTER - NICEVILLE		520	51	9%	571
MEMORIAL PEMBROKE 24/7 CARE CENTER		442	129	23%	571
ATLANTIC SHORES NURSING AND REHAB CENTER	1	553	15	3%	569
UNIVERSITY OF CENTRAL FLORIDA HEALTH SERVICES		545	23	4%	568
BOULEVARD REHABILITATION CENTER		551	16	3%	567
CHAUTAUQUA REHABILITATION AND NURSING CENTER		555	12	2%	567
BROWARD PARTNERSHIP	6	550	8	1%	564
CITRUS NURSING CENTER LLC		516	47	8%	563
NEMOURS CHILDERN'S HOSPITAL		453	109	19%	562
VETERANS AFFAIRS MEDICAL CENTER - BAY PINES		19	543	97%	562
SANDBAY URGENT CARE		455	106	19%	561
CARENOW	3	315	243	43%	561
VETERANS AFFAIRS MEDICAL CENTER - GAINESVILLE		3	557	99%	560
MEDIPATH PATHOLOGY SERVICES		109	451	81%	560
BROOKSVILLE HEALTHCARE CENTER LLC		540	18	3%	558
PW WINDERMERE SUBTENANT LLC		553	4	1%	557
The Sands at South Beach		549	4	1%	553
CLERMONT HEALTH AND REHABILITATION CENTER		518	35	6%	553
MAGNOLIA FAMILY URGENT CARE		500	53	10%	553
EXPERTUS LABORATORIES INC		448	103	19%	551
Ocala Health and Rehabilitation Center		524	25	5%	549
SAMANTHA WILSON CARE CENTER	4	533	12	2%	549
HERON POINTE HEALTH AND REHABILITATION	1	545	3	1%	549
FLORIDA DEPARTMENT OF HEALTH CLAY COUNTY	2	445	101	18%	548
PINES OF SARASOTA		539	9	2%	548
OKEECHOBEE COUNTY HEALTH DEPT	1	399	148	27%	548
VITAE DIAGNOSTICS		534	13	2%	547
NCF DIAGNOSTICS & DNA TECHNOLOGIES	15	214	318	58%	547
WIMAUMA COMMUNITY HEALTH CENTER		453	93	17%	546
WALGREENS 4915	2	490	53	10%	545
COASTAL URGENT CARE		428	116	21%	544
JACKSON MEMORIAL LONG TERM CARE CENTER		508	36	7%	544
MANOR AT CARPENTERS		512	32	6%	544
DOCTORS CENTER,THE		432	111	20%	543
FLOMEDILAB		301	241	44%	542
LIFE CARE CENTER OF PALM BAY		513	28	5%	541
STARKE FAMILY MEDICAL CENTER		445	95	18%	540
NEW YORK PRESBYTERIAN - CUMC CLINICAL		520	20	4%	540
MOOSEHAVEN HEALTH CENTER		478	62	11%	540
TRINITY REGIONAL REHAB CENTER		506	33	6%	539
AMBULATORY SURGERY CENTER OF BOCA RATON LTD		535	4	1%	539
ORLANDO VA MEDICAL CENTER		2	537	100%	539
ORLANDO HEALTH CENTER FOR REHABILITATION		524	15	3%	539

# COVID-19: testing by laboratory

Data through Jun 1, 2021 verified as of Jun 2, 2021 at 09:25 AM

Data in this report are provisional and subject to change.

The numbers in the table below represent the number of Florida and non-Florida residents for whom test results were received by the Department of Health. A person can be tested by more than one laboratory and can have both positive and negative results. **Therefore, the sum of the numbers in each column will be larger than the total number of people tested.**

Reporting lab	Inconclusive	Negative	Positive	Percent positive	Total
AZALEA TRACE PHYSICIAN SERVICES		530	7	1%	537
MEDSCAN LABORATORY INC	1	316	218	41%	535
HILLCREST HEALTH CARE & REHABILITATION CENTER	3	516	15	3%	534
MEMPHIS PATHOLOGY LABORATORY	5	505	24	4%	534
ST CLOUD REGIONAL MEDICAL CENTER CLINICAL LAB		394	140	26%	534
CENTRAL FLORIDA HEALTH SERVICES		476	57	11%	533
GOOD SAMARITAN CENTER		530	3	1%	533
PALM BEACH PEDIATRICS PA	2	460	71	13%	533
NEW PLANT CITY FAMILY CARE	1	296	234	44%	531
JACKSON MEMORIAL PERDUE MEDICAL CENTER		502	29	5%	531
LA MER NH LLC		523	8	2%	531
BAPTIST HEALTH URGENT CARE AT PLANTATION		456	75	14%	531
MED FAST URGENT CARE CENTER		260	269	51%	529
SANFORD LABORATORIES		481	48	9%	529
SUSANNA WESLEY HEALTH CENTER		492	37	7%	529
ENZO CLINICAL LABS INC	3	499	26	5%	528
TIDEWELL HOSPICE INC	2	519	7	1%	528
BHA TITUSVILLE CLINIC		492	36	7%	528
SOLARIS HEALTHCARE OSCEOLA		503	25	5%	528
MEDICAL CENTER CLINIC-IMMEDIATE CARE	1	423	104	20%	528
Solaris HealthCare Windermere		494	33	6%	527
RENAISSANCE AT THE TERRACES		517	9	2%	526
VITAS HEALTHCARE CORPORATION		520	5	1%	525
ASSOCIATESMD MEDICAL GROUP INC		446	77	15%	523
PURE PHARMACY		510	11	2%	521
EPN URGENT CARE		109	412	79%	521
FREEDOM SQUARE NURSING CENTER		507	12	2%	519
MEDFAST URGENT CARE CENTERS		231	285	55%	516
HOLISTIX TREATMENT CENTERS		505	11	2%	516
VITAS LUTHERAN TOWERS INPATIENT PROGRAM		450	66	13%	516
AMEERAH LABS, LLC	2	421	91	18%	514
FAIRWAY OAKS CENTER LLC	6	502	6	1%	514
Life Care Center of Ocala	1	442	70	14%	513
SOLARIS HEALTHCARE MERRITT ISLAND		450	62	12%	512
ONESTOP MEDICAL AND URGENT CARE LLC		437	72	14%	509
FLO-MEDILAB SERVICES LLC		195	314	62%	509
VILLAGE DOCTORS OF KEYSTONE		406	102	20%	508
Manatee Springs Rehabilitation and Nursing Center		487	20	4%	507
Bayside Care Center	1	485	21	4%	507
ELLENTON PEDIATRICS		486	20	4%	506
Darcy Hall Of Life Care		492	14	3%	506
PENSACOLA PEDIATRICS, PA		485	19	4%	504
SEASIDE HEALTH AND REHABILITATION CENTER		441	63	13%	504
ASCEND CLINICAL	7	415	82	16%	504
Cypress Cove Care Center		403	101	20%	504
Parkview Rehabilitation Center at Winter Park		491	10	2%	501
ADVENTHEALTH EXPRESS CARE AT		417	84	17%	501



# COVID-19: testing by laboratory

Data through Jun 1, 2021 verified as of Jun 2, 2021 at 09:25 AM

Data in this report are provisional and subject to change.

The numbers in the table below represent the number of Florida and non-Florida residents for whom test results were received by the Department of Health. A person can be tested by more than one laboratory and can have both positive and negative results. **Therefore, the sum of the numbers in each column will be larger than the total number of people tested.**

Reporting lab	Inconclusive	Negative	Positive	Percent positive	Total
AYERS HEALTH & REHABILITATION CENTER		493	7	1%	500
Williston Care Center		433	67	13%	500
CLINICAL PATHOLOGY LABS		388	112	22%	500
RITECARE MEDICAL CENTER		409	90	18%	499
MARION AND BERNARD L SAMSON NURSING CENTER		494	5	1%	499
Colonial Lakes Health Care		453	46	9%	499
MOBILE MEDICAL ASSOCIATES PL	17	429	52	10%	498
RAPID RELIABLE TESTING NY LLC		484	12	2%	496
Santa Rosa Center for Rehabilitation and Healing		421	74	15%	495
ST PETERSBURG PEDIATRICS-SEMINOLE BLVD		420	74	15%	494
FAMILY CARE PARTNERS OF NORTHEAST FLORIDA LLC		415	79	16%	494
HEALTHWORKS MED GROUP OF FLORIDA PA	3	481	9	2%	493
HARDEE COUNTY HEALTH DEPARTMENT		399	94	19%	493
FAMILY EXPRESS URGENT CARE		5	487	99%	492
Quest Diag Unspecifd	1	326	165	34%	492
PEDIATRIC HEALTH CARE ALLIANCE, PA		447	44	9%	491
FLETCHER HEALTH AND REHABILITATION CENTER		487	3	1%	490
Life Care Center of Punta Gorda	1	470	16	3%	487
TREASURE COAST COMMUNITY HEALTH	3	404	77	16%	484
BLOUNTSTOWN REHABILITATION CENTER LLC		376	108	22%	484
HARTS HARBOR HEALTH CARE CENTER		457	24	5%	481
AVANTE AT OCALA INC	5	444	32	7%	481
HEALTHY STEPS PEDIATRICS		426	54	11%	480
NAVAL HOSPITAL - JACKSONVILLE		138	341	71%	479
Q ANSWER LAB	1	414	64	13%	479
SIGNATURE HEALTHCARE OF NORTH FLORIDA		472	5	1%	477
ADVENTHEALTH EXPRESS CARE AT WALGREENS 49TH STREET		405	71	15%	476
PEACHTREE IMMEDIATE CARE		398	76	16%	474
CHEEK AND SCOTT DRUGS INC		397	75	16%	472
NATIONS BEST FAMILY HEALTH CARE		282	190	40%	472
SPECIALTY HEALTH AND REHABILITATION CENTER		439	32	7%	471
MANOR CARE OF BOYNTON BEACH LLC		447	24	5%	471
TAMARAC REHABILITATION & HEALTH CENTER		464	6	1%	470
NTD_EUROFINS_AIMS		429	40	9%	469
INDIAN RIVER CTR, LLC		417	52	11%	469
UNIVERSITY OF TAMPA STUDENT HEALTH AND SHC CLINICAL LABORATORY		299	169	36%	468
ABBAY DELRAY		461	7	1%	468
BROOKDALE LAKE TAVARES		459	8	2%	467
Destin Healthcare and Rehabilitation Center	1	426	40	9%	467
MANORCARE HEALTH SERVICES - VENICE		410	56	12%	466
ST PETERSBURG PEDIATRICS-PARK BLVD		424	42	9%	466
WALGREENS 3173		426	40	9%	466
BROOKDALE PALMER RANCH	1	407	57	12%	465
ORCHARD PARK HEALTH & REHABILITATION		459	6	1%	465
HCSO OCCUPATIONAL HEALTH AND WELLNESS CENTER		375	90	19%	465
PALM GARDEN OF WEST PALM BEACH□	4	444	16	3%	464
MADISON FACILITY INC		454	8	2%	462

# COVID-19: testing by laboratory

Data through Jun 1, 2021 verified as of Jun 2, 2021 at 09:25 AM

Data in this report are provisional and subject to change.

The numbers in the table below represent the number of Florida and non-Florida residents for whom test results were received by the Department of Health. A person can be tested by more than one laboratory and can have both positive and negative results. **Therefore, the sum of the numbers in each column will be larger than the total number of people tested.**

Reporting lab	Inconclusive	Negative	Positive	Percent positive	Total
THE PALACE MANAGEMENT - THE PALACE AT CORAL GABLES		458	3	1%	461
STATMED QUICK QUALITY CLINIC AT NORTH PINELLAS		191	270	59%	461
SUN COUNTRY PEDIATRICS PLLC	9	407	43	9%	459
BAPTIST PRIMARY CARE INC	1	429	28	6%	458
NAPHCARE, INC AT MANATEE COUNTY JAIL		432	26	6%	458
ROLLINS COLLEGE WELLNESS CENTER		134	323	71%	457
PRO HEALTH		208	249	54%	457
ENCOMPASS HEALTH REHABILITATION OF SEA PINES		452	4	1%	456
GENETIC TECHNOLOGICAL INNOVATIONS, LLC		440	15	3%	455
CLARIDGE HOUSE NURSING CENTER		437	18	4%	455
WATERMARK LAKE POINTE WOODS LLC		436	18	4%	454
LAKE REGIONAL URGENT CARE		193	261	57%	454
PEDIATRICS IN BREVARD PA- ROCKLEDGE		402	51	11%	453
ST ANDREWS BAY SKILLED NURSING &		391	61	13%	452
HEALTH CENTRAL PARK		384	68	15%	452
FIRST CHOICE PEDIATRICS INC	2	404	45	10%	451
FLORIDA HEART & VASCULAR MULTISPECIALTY GROUP PA		347	103	23%	450
PruittHealth Panama City	1	383	66	15%	450
BARTON HEALTH ALLIANCE	3	394	53	12%	450
EMERITUS AT NAPLES	2	444	2	0%	448
DIAGNOSTIC & CLINICAL CARE SERVICES INC DBA		358	90	20%	448
ORCHARD RIDGE CARE AND REHABILITATION CENTER		429	19	4%	448
SMA SPECIALTY MEDICAL LAB		120	327	73%	447
DIAMOND RIDGE HEALTH AND REHABILITATION CENTER		424	22	5%	446
LUIS A GHIGLINO MD PA		432	13	3%	445
ST JOSEPH'S HOSPITAL LABORATORY		2	441	100%	443
ADVANCED AMBULATORY SURGERY CENTER		424	14	3%	438
ABBOTT DIAGNOSTICS		409	29	7%	438
MY HEALTHY BLUEPRINT BY BAPTIST HEALTH CARE		367	70	16%	437
BAPTIST HEALTH SOUTH FLORIDA - WEST BOCA URGENT CARE		367	69	16%	436
Bardmoor Oaks Healthcare and Rehabilitation Center		422	14	3%	436
APP-UNIPATH, LLC	2	417	16	4%	435
Solaris Healthcare Lake Bennet		397	38	9%	435
GARCIA CLINICAL LABORATORY		43	392	90%	435
HOLISTIC PEDIATRICS GROUP LLC		407	27	6%	434
BAY VILLAGE OF SARASOTA INC		428	3	1%	431
ARCPOINT LABS OF ST PETERSBURG		339	91	21%	430
FLORIDA DEPT OF HEALTH IN BREVARD COUNTY	3	364	63	15%	430
AVECINA MEDICAL JULINGTON	1	240	189	44%	430
HEALTH PARK CARE CENTER		422	7	2%	429
PALMS REHABILITATION AND HEALTHCARE CENTER		388	40	9%	428
SABAL DIRECT PRIMARY CARE, PA		344	84	20%	428
PALMS OF SEBRING		389	38	9%	427
The Care Center at Pinellas Park	1	411	14	3%	426
SUNLAND MARIANNA COX MEDICAL CENTER		383	43	10%	426
UR MEDICINE LABS- CENTRAL LABORATORY		400	26	6%	426
LASER & SURGERY CENTER OF THE PALM BEACHES		424	2	0%	426



# COVID-19: testing by laboratory

Data through Jun 1, 2021 verified as of Jun 2, 2021 at 09:25 AM

Data in this report are provisional and subject to change.

The numbers in the table below represent the number of Florida and non-Florida residents for whom test results were received by the Department of Health. A person can be tested by more than one laboratory and can have both positive and negative results. **Therefore, the sum of the numbers in each column will be larger than the total number of people tested.**

Reporting lab	Inconclusive	Negative	Positive	Percent positive	Total
Solaris Healthcare Coconut Creek		414	11	3%	425
Vi at Lakeside Village Skilled Nursing		410	15	4%	425
FLORIDA DEPARTMENT OF HEALTH IN LIBERTY COUNTY	3	324	97	23%	424
HARDEE MANOR HEALTH CARE CENTER	1	419	4	1%	424
Bay Breeze Senior Living and Rehabilitation Center		371	53	13%	424
BRIDGEWATER PARK HEALTH AND REHAB	4	383	35	8%	422
LEHIGH REGIONAL MEDICAL CENTER LAB	2	372	47	11%	421
JACKSONVILLE VA UNIVERSITY OPC	4	402	14	3%	420
ROSEWOOD HEALTH AND REHABILITATION CENTER		389	30	7%	419
PALM GARDEN OF PINELLAS		416	1	0%	417
AVON PARK PEDIATRICS INC	3	364	50	12%	417
MINUTECLINIC LLC #3671		372	45	11%	417
KEY LARGO - LARGO CARGO		379	38	9%	417
BOCA BIOLISTICS REFERENCE LABORATORY	4	284	128	31%	416
FLORIDA DEPARTMENT OF HEALTH		361	54	13%	415
LIFE CARE PONTE VEDRA INC		403	12	3%	415
JACKSONVILLE KIDS PEDIATRICS, PLLC		376	38	9%	414
BAYSHORE DIAGNOSTICS		367	46	11%	413
STUART - FAIRGROUNDS		364	49	12%	413
SUNCOAST URGENT CARE		307	105	25%	412
TGH		1	411	100%	412
Timberridge Center for Rehabilitation and Healing		377	35	8%	412
Coastal Health and Rehabilitation Center		398	13	3%	411
EHEALTHSCREENINGS, LLC		411			411
VILLAGE PLACE NH LLC		360	51	12%	411
Life Care Center at Inverrary		400	10	2%	410
GULF COAST MEDICAL CENTER		403	6	1%	409
HENDRY REGIONAL MEDICAL CENTER		119	288	71%	407
TIDE LABORATORIES		362	45	11%	407
VI AT BENTLEY VILLAGE HOME CARE		406	1	0%	407
CITY OF PORT SAINT LUCIE		377	29	7%	406
COMMUNITY HEALTH AND REHABILITATION CENTER		342	63	16%	405
AFTER HOURS PEDIATRICS INC	1	1	403	100%	405
ELMCROFT PINECREST	1	376	27	7%	404
TRI-COUNTY NURSING AND REHABILITATION CENTER INC		389	15	4%	404
OCEAN VIEW NURSING AND REHAB CENTER		381	22	5%	403
AMERICAN ESOTERIC LAB-BIRMINGHAM		396	7	2%	403
SEA BREEZE REHAB AND NURSING CENTER		394	9	2%	403
CORAL TRACE HEALTH CARE	2	391	9	2%	402
ELLENTON PEDIATRICS PA		378	22	6%	400
FAMILY MEDICAL CARE OF PALM BEACH		281	118	30%	399
CENTERSTONE OF FLORIDA		363	36	9%	399
MEDFAST URGENT CARE CENTER		167	231	58%	398
KISSIMMEE FACILITY OPERATIONS LLC		373	25	6%	398
Palmetto Subacute Care Center		374	23	6%	397
CAREATC, INC.	11	354	32	8%	397
MANORCARE AT LELY PALMS		387	8	2%	395

# COVID-19: testing by laboratory

Data through Jun 1, 2021 verified as of Jun 2, 2021 at 09:25 AM

Data in this report are provisional and subject to change.

The numbers in the table below represent the number of Florida and non-Florida residents for whom test results were received by the Department of Health. A person can be tested by more than one laboratory and can have both positive and negative results. **Therefore, the sum of the numbers in each column will be larger than the total number of people tested.**

Reporting lab	Inconclusive	Negative	Positive	Percent positive	Total
MINI ER AND URGENT CARE		289	105	27%	394
EXCEL PEDIATRICS		336	58	15%	394
WILLISTON PEDIATRICS PA	1	349	44	11%	394
AVANTE AT MT DORA	1	384	8	2%	393
Stacey Health Care Centers Inc. dba Riverside Care Center		362	30	8%	392
BEAR CREEK NURSING CENTER		387	5	1%	392
ST CATHERINE'S WEST REHABILITATION HOSPITAL		378	14	4%	392
ELMHURST HOSPITAL CENTER	1	357	32	8%	390
VILLAGE DOCTORS FAMILY MEDICAL CENTER OF		322	68	17%	390
Surrey Place Healthcare and Rehabilitation		388	2	1%	390
HAVEN OF OUR LADY OF PEACE INC		381	8	2%	389
SERENADES IN THE VILLAGES		336	53	14%	389
BARBER		13	376	97%	389
LIFE BRITE	4	366	19	5%	389
QUICK CARE MED LLC	1	318	69	18%	388
VETERANS AFFAIRS MEDICAL CENTER - LAKE CITY		52	336	87%	388
HAINES CITY REHABILITATION AND NURSING CENTER		364	24	6%	388
BAYFRONT MEDICAL		335	52	13%	387
WALGREENS #04809	1	352	34	9%	387
FL HUD DESTIN, LLC D/B/A GRAND BOULEVARD HEALTH		347	39	10%	386
Solaris HealthCare Imperial		378	8	2%	386
HARBOURWOOD	1	376	9	2%	386
BROOKDALE PADDOCK HILLS	2	380	2	1%	384
FAMILY CARE PARTNERS OF NE FLORIDA LLC		307	77	20%	384
ARCPPOINT LABS OF SARASOTA MANATEE		296	87	23%	383
TRENTON MEDICAL CENTER INC DBA PALMS MEDICAL GROUP	4	284	94	25%	382
NADAL PEDIATRICS		322	59	15%	381
OCEAN BIOSCIENCES LLC		378	3	1%	381
MANOR CARE OF NAPLES FL LLC		375	6	2%	381
Flagler Health and Rehabilitation		367	13	3%	380
FAIR HAVENS CENTER, OPCO		371	8	2%	379
CRYSTAL RIVER HEALTH & REHAB		375	4	1%	379
HOLIDAY CVS LLC DBA CVS/PHARMACY #0440		360	18	5%	378
ACCESS MEDICAL CENTER	1	344	33	9%	378
REHABILITATION CENTER OF LAKE CITY, THE		348	30	8%	378
SOLARIS HEALTHCARE PARKWAY	2	356	20	5%	378
COLOR GENOMICS, INC.	4	368	6	2%	378
FLORIDA KEYS PEDIATRICS & ADOLESCENT CENTER		359	19	5%	378
LAKE EUSTIS HEALTH AND REHABILITATION CENTER		369	8	2%	377
HOLLEY NAVARRE MEDICAL CLINIC		293	84	22%	377
24/7 PEDIATRIC CARE CENTERS INC		356	21	6%	377
TAVARES PEDIATRICS		316	61	16%	377
BAYA POINTE NURSING AND REHABILITATION		293	83	22%	376
BAYA PHARMACY WEST		8	368	98%	376
SPRINGTREE REHAB & HEALTH CARE CENTER		352	24	6%	376
Marshall Health and Rehabilitation Center		325	50	13%	375
ESTERO ISLAND MEDICAL CENTER		298	77	21%	375

# COVID-19: testing by laboratory

Data through Jun 1, 2021 verified as of Jun 2, 2021 at 09:25 AM

Data in this report are provisional and subject to change.

The numbers in the table below represent the number of Florida and non-Florida residents for whom test results were received by the Department of Health. A person can be tested by more than one laboratory and can have both positive and negative results. **Therefore, the sum of the numbers in each column will be larger than the total number of people tested.**

Reporting lab	Inconclusive	Negative	Positive	Percent positive	Total
EPWORTH VILLAGE RETIREMENT COMMUNITY		368	6	2%	374
HOSPICE OF LAKE & SUMTER INC	1	361	11	3%	373
JACKSON PLAZA NURSING & REHAB CENTER	6	357	10	3%	373
RIVERS FAMILY MEDICINE PA		285	88	24%	373
URGENT CARE BETHESDA	1	318	52	14%	371
MACDILL AIR FORCE BASE		330	41	11%	371
AVENTURA REHAB AND NURSING CENTER		353	18	5%	371
INFORM DIAGNOSTICS		361	9	2%	370
EDGEWATER AT WATERMAN VILLAGE,THE		352	18	5%	370
ADVENT HEALTH - TAMPA		148	221	60%	369
JUPITER MEDICAL CENTER URGENT CARE - STUART		285	82	22%	367
Concordia Village of Tampa AL		362	5	1%	367
COLLIER PHARMACY		305	61	17%	366
FRICKS PHARMACY		296	69	19%	365
BOCA RATON REHABILITATION CENTER	4	356	5	1%	365
TIERRA PINES CENTER		350	13	4%	363
SOUTHWEST ORLANDO FAMILY MEDICINE, PL		303	60	17%	363
CYPRESS COVE		354	8	2%	362
EAST RIDGE RETIREMENT VILLAGE		359	3	1%	362
POMPANO REHABILITATION AND NURSING CTR		356	5	1%	361
The Grove Health and Rehabilitation		335	24	7%	359
AVANTE AT LEESBURG INC		352	7	2%	359
AMERICAN RESEARCH LABS		306	52	15%	358
KEY WEST HEALTH AND REHAB	1	348	8	2%	357
ARGO SENIOR LIVING AT HAVERHILL		336	21	6%	357
DEPARTMENT OF HEALTH BUREAU OF FAMILY		342	15	4%	357
Avante at St Cloud, Inc.		345	11	3%	356
life Care Center of Melbourne		331	24	7%	355
ROSEN MEDICAL CENTER		306	49	14%	355
HCTB INC		295	58	16%	353
VILLAGE AT VIENNA SQUARE,THE	6	329	18	5%	353
FOUNTAIN INN NURSING & REHABILITATION CTR, INC		346	6	2%	352
CROSS POINTE CARE CENTER	2	344	6	2%	352
The Ponce Therapy Care Center		348	4	1%	352
APOLLO HEALTH & REHABILITATION		345	7	2%	352
RULEME CENTER	2	318	32	9%	352
FORT PIERCE HEALTH CARE		345	7	2%	352
MY CLINICAL LAB		223	129	37%	352
CORAL BAY HEALTHCARE AND REHABILITATION	1	338	12	3%	351
Chatham Glen Healthcare and Rehabilitation Center	1	340	10	3%	351
STAR CARE		293	58	17%	351
ALTAMONTE PEDIATRIC ASSOCIATES		273	77	22%	350
SELECT REFERENCE LABORATORIES, LLC	1	337	12	3%	350
ST LUCIE EMPLOYEE HEALTH & WELLNESS CENTER		336	14	4%	350
SPRINGS AT LAKE POINTE WOODS		346	2	1%	348
REGENTS PARK OF BOCA RATON		342	5	1%	347
220 GOLDEN, LLC	1	330	16	5%	347

# COVID-19: testing by laboratory

Data through Jun 1, 2021 verified as of Jun 2, 2021 at 09:25 AM

Data in this report are provisional and subject to change.

The numbers in the table below represent the number of Florida and non-Florida residents for whom test results were received by the Department of Health. A person can be tested by more than one laboratory and can have both positive and negative results. **Therefore, the sum of the numbers in each column will be larger than the total number of people tested.**

Reporting lab	Inconclusive	Negative	Positive	Percent positive	Total
BENTLEY VILLAGE II		337	10	3%	347
HEALTH DESIGNS		332	14	4%	346
SUNRISE DIAGNOSTIC LABORATORY		292	53	15%	345
LabCorp (Non-Interfaced)	2	133	210	61%	345
USAFSAM/PHE		175	170	49%	345
SIGNATURE HEALTHCARE AT THE COURTYARD		298	47	14%	345
LEESBURG PEDIATRICS		306	39	11%	345
HOSPICE OF ST FRANCIS INC		337	7	2%	344
FLORIDA HEALTH CARE PLANS			344	100%	344
ST JUDE CHILDREN'S RESEARCH HOSPITAL		329	15	4%	344
MIAMI CEREBRAL PALSY RESIDENTIAL		342	1	0%	343
Avante at Inverness		339	3	1%	342
ALLIANCE PEDIATRICS PA		334	8	2%	342
CORAL REEF NURSING & REHABILITATION CENTER		334	8	2%	342
ST VINCENT'S AMBULATORY CARE INC DBA	2	298	42	12%	342
ADVENT HEALTH CENTRA CARE - PALM COAST		80	262	77%	342
ACCURATE DIAGNOSTIC LABS, INC	1	323	18	5%	342
VITAS HEALTHCARE CORPORATION OF FL		325	16	5%	341
PHYSICIANS REGIONAL WALK-IN		200	141	41%	341
PROFESSIONAL URGENT CARE SERVICES		287	54	16%	341
MIDWAY PRIMARY CARE, LLC	11	217	113	33%	341
DELTONA HEALTH CARE		307	33	10%	340
TRUE NORTH HEALTH NAVIGATION LLC DBA DISPATCHHEALTH	1	287	52	15%	340
CRONOS CLINICAL LABORATORY	22	227	91	27%	340
WHITE WILSON MEDICAL IMMEDIATE CARE NICEVILLE		111	228	67%	339
LAKESIDE NEUROLOGIC		325	14	4%	339
GOOD SAMARITAN SOCIETY-DAYTONA		318	21	6%	339
TALLAHASSEE NHHI LLC	1	311	27	8%	339
MACCLENNY NURSING AND REHAB		320	18	5%	338
MEDICAL CENTER AT OCEAN REEF,THE		321	17	5%	338
AMERICAN FINNISH NURSING HOME	2	326	8	2%	336
KENNEDY PAIN CLINIC GROUP LLC		301	34	10%	335
DAYTONA BEACH HEALTH AND REHAB CENTER		333	2	1%	335
ARDEN COURTS OF TAMPA	2	327	6	2%	335
BENTLEY CARE CENTER		332	2	1%	334
Life Care Center at Wells Crossing		309	24	7%	333
NORTH PINELLAS STATMED QUICK QUALITY CLINICS		236	97	29%	333
Lakeside Oaks Care Center		324	8	2%	332
RIVERWOOD HEALTH NH LLC		292	40	12%	332
Life Care Center of Sarasota		317	14	4%	331
LODGE HEALTH AND REHABILITATION CENTER, THE		298	33	10%	331
OSPREY LODGE		268	62	19%	330
AVELLINO LAB USA, INC	1	315	14	4%	330
HIGHLANDS URGENT CARE		1	329	100%	330
PONTE VEDRA GARDENS		329	1	0%	330
CLERMONT URGENT CARE		48	281	85%	329
ST JAMES HEALTH AND REHABILITATION CENTER		242	87	26%	329



# COVID-19: testing by laboratory

Data through Jun 1, 2021 verified as of Jun 2, 2021 at 09:25 AM

Data in this report are provisional and subject to change.

The numbers in the table below represent the number of Florida and non-Florida residents for whom test results were received by the Department of Health. A person can be tested by more than one laboratory and can have both positive and negative results. **Therefore, the sum of the numbers in each column will be larger than the total number of people tested.**

Reporting lab	Inconclusive	Negative	Positive	Percent positive	Total
BARBARA O'REILLY MD PA		320	8	2%	328
IMA MEDICAL GROUP	1	245	82	25%	328
WESTCHESTER GARDENS LIMITED PARTNERSHIP		319	9	3%	328
LUTHERAN HAVEN		319	9	3%	328
Sunset Point Center		321	6	2%	327
SILVER CREEK SENIOR LIVING COMMUNITY		321	5	2%	326
HEATHER HILL HEALTHCARE CENTER		279	47	14%	326
PIONEER CLINICAL LAB, LLC		212	113	35%	325
D PEDIATRICS		293	32	10%	325
BIOCEPT		302	22	7%	324
USA HEALTH UNIVERSITY HOSPITAL CLINICAL LABORATORY	1	313	10	3%	324
HUNT CLUB PEDIATRIC ASSOCIATES, P.A.		275	48	15%	323
JACKSONVILLE UNIVERSITY	1	303	19	6%	323
HOMESTEAD MANOR	2	280	41	13%	323
JUPITER MEDICAL CENTER URGENT CENTER		274	49	15%	323
CONEY ISLAND HOSPITAL	1	311	11	3%	323
BAYA URGENT CARE LLC		280	43	13%	323
SILVERCREST HEALTH AND REHABILITATION CENTER	3	311	8	2%	322
Avante at Orlando	1	314	6	2%	321
MEDICATION ROOMS-CSU/CI NURSE STATION	1	307	13	4%	321
ST MARK VILLAGE	1	315	5	2%	321
CONSULATE HEALTH CARE OF SAFETY HARBOR		314	7	2%	321
West Melbourne Health and Rehabilitation Center		319	1	0%	320
PruittHealth Santa Rosa		225	94	29%	319
MILLENNIUM PHYSICIAN GROUP LLC		279	40	13%	319
HUNT CLUB PEDIATRIC ASSOCIATES PA		233	84	26%	317
MEDEXPRESS LUTZ		4	313	99%	317
TREASURE COAST URGENT & FAMILY CARE		249	68	21%	317
BAY COUNTY SHERIFFS OFFICE JAIL FACILITY		262	53	17%	315
RITE MEDICAL CARE PC		312	3	1%	315
CAREATC CITY OF TAMPA	30	242	42	13%	314
Chatsworth at PGA National, LLC		298	15	5%	313
GENESIS MEDICAL LABORATORY MIAMI FL.		83	230	73%	313
BRANDON COMMUNITY HEALTH CENTER		279	34	11%	313
PERSONALIZED GENETIC TESTING	3	210	100	32%	313
DE LUNA HEALTH AND REHABILITATION CENTER		289	23	7%	312
ADVENT HEALTH - PALM HARBOR ER		256	54	17%	310
HEARTLAND PEDIATRICS OF LAKE PLACID PA	1	271	36	12%	308
SARAPATH DIAGNOSTICS		176	131	43%	307
renaissance health and rehabilitation center		280	27	9%	307
SANDY PINES	2	261	44	14%	307
NSPIRE HEALTHCARE TAMARAC		263	44	14%	307
A PLUS PEDIATRICS		271	36	12%	307
FLORIDA ATLANTIC UNIVERSITY STUDENT HEALTH		255	52	17%	307
WALGREENS 10670		266	40	13%	306
FARAH MEDICAL		289	17	6%	306
FLORIDA DEPARTMENT OF HEALTH IN TAYLOR COUNTY	1	255	49	16%	305

# COVID-19: testing by laboratory

Data through Jun 1, 2021 verified as of Jun 2, 2021 at 09:25 AM

Data in this report are provisional and subject to change.

The numbers in the table below represent the number of Florida and non-Florida residents for whom test results were received by the Department of Health. A person can be tested by more than one laboratory and can have both positive and negative results. **Therefore, the sum of the numbers in each column will be larger than the total number of people tested.**

Reporting lab	Inconclusive	Negative	Positive	Percent positive	Total
LAKELAND REGIONAL HEALTH SYSTEMS INC		39	266	87%	305
GATTOLINE ENTERPRISES, INC. DBA FAMILY CARE PHARMACY		252	52	17%	304
CLARE BRIDGE ORMOND BEACH	1	303			304
LAKE PARK OF MADISON		293	11	4%	304
PAVILION FOR HEALTHCARE, THE		299	3	1%	302
AVANTE AT ORMOND BEACH INC		293	9	3%	302
ARBOR FACILITY INC		298	4	1%	302
DISCOVERY VILLAGE AT NAPLES		284	17	6%	301
SHC College Park		298	3	1%	301
THE RESIDENCE AT TIMBER PINES	4	269	26	9%	299
GEORGE SAFRAN MD PC		284	15	5%	299
BOND CLINIC, PA		224	75	25%	299
CARENOW LAKE MARY		67	232	78%	299
BUENA VISTA URGENT CARE		264	34	11%	298
WESTWOOD HEALTHCARE SNF		251	46	15%	297
CHIPOLA MEDICAL ASSOCIATES, LLC		218	79	27%	297
ADVANCED MEDICAL GROUP		2	294	99%	296
ESCAMBIA COUNTY JAIL DETENTION DIVISION		289	7	2%	296
AMELIA MEDICAL CARE		137	159	54%	296
BROOKDALE DESTIN		284	12	4%	296
Solaris Senior Living North Naples ALF		287	9	3%	296
LONGWOOD FAMILY PRACTICE		226	69	23%	295
PROTEUS MOLECULAR AND CLINICAL LAB	1	182	112	38%	295
CHIPOLA HEALTH AND REHAB		277	18	6%	295
VIERA DEL MAR HEALTH AND REHABILITATION CENTER		280	13	4%	293
Rehabilitation Center of the Palm Beaches		291	2	1%	293
NORTHWEST MEDICAL CENTER CLINICAL LABORATORY		175	118	40%	293
Sunnyside Nursing Home		289	3	1%	292
SIGNATURE HEALTHCARE OF ORANGE PARK		288	4	1%	292
DOCTORS MEMORIAL HOSPITAL		158	133	46%	291
BIOIQ		243	48	16%	291
PALMS FACILITY INC		273	18	6%	291
AMERICAN HEALTH ASSOCIATES INC	1	270	19	7%	290
Rehabilitation Center for Park Place LLC		279	11	4%	290
VETERANS AFFAIRS MEDICAL CENTER - MIAMI		2	288	99%	290
DAVID SCOTT MADWAR MD PA		261	29	10%	290
AUBURN UNIVERSITY MEDICAL CLINIC		227	62	21%	289
ADVENTHEALTH EXPRESS CARE AT WESLEY CH		255	34	12%	289
PALM GARDEN OF GAINESVILLE	2	285	2	1%	289
MAGNOLIA DIAGNOSTICS, LLC	4	256	29	10%	289
STERLING HOUSE OF DELAND		288	1	0%	289
W FRANK WELLS NURSING HOME		259	29	10%	288
Terrace Health and Rehab		284	4	1%	288
MARTIN ACQUISITION 1 LLC DBA		273	14	5%	287
BROWARD NURSING & REHABILITATION CTR	8	262	17	6%	287
Signature healthcare of Jacksonville		282	5	2%	287
BVM THE BRIDGES LLC		284	2	1%	286



# COVID-19: testing by laboratory

Data through Jun 1, 2021 verified as of Jun 2, 2021 at 09:25 AM

Data in this report are provisional and subject to change.

The numbers in the table below represent the number of Florida and non-Florida residents for whom test results were received by the Department of Health. A person can be tested by more than one laboratory and can have both positive and negative results. **Therefore, the sum of the numbers in each column will be larger than the total number of people tested.**

Reporting lab	Inconclusive	Negative	Positive	Percent positive	Total
Avante at Lake Worth, Inc.	1	278	7	2%	286
SACRED HEART HEALTH SYSTEM INC		234	51	18%	285
LAKE VIEW CARE CENTER AT DELRAY		279	6	2%	285
FLOW HEALTH LABORATORIES LLC		278	6	2%	284
RIVERSIDE RECOVERY OF TAMPA		282	2	1%	284
AURORA DIAGNOSTICS BERNHARDT LABORATORIES PATHOLOGY SERVICE		190	93	33%	283
WASHINGTON REHAB AND NURSING		273	10	4%	283
BRENTWOOD RETIREMENT COMMUNITY	5	244	34	12%	283
LAKEVIEW INTERNAL MEDICINE		211	72	25%	283
Jacaranda Manor		279	2	1%	281
FEDERATION CCRC OPERATIONS CORP		278	3	1%	281
ISLAND HEALTH AND REHABILITATION CENTER		273	8	3%	281
DOS OF NORTH SHORES NURSING & REHAB CENTER		280			280
Crossbreeze care center	1	275	2	1%	278
PRUITT HEALTH-SANTA ROSA		275	2	1%	277
SURREY PLACE CARE CENTER		270	7	3%	277
FORT MYERS REHABILITATION AND NURSING CENTER		251	26	9%	277
KINDRED HOSPITAL THE PALM BEACHES		270	6	2%	276
VILLAGES REGIONAL HOSPITAL SURGERY CENTER LLC, THE		218	58	21%	276
FLORIDA MEDICAL CLINIC LLC		187	89	32%	276
ARDEN COURTS OF FORT MYERS		269	7	3%	276
NASSAU COUNTY JAIL		231	45	16%	276
EVENT MED SERVICES LABORATORY		270	5	2%	275
Cross Gardens Care Center		274	1	0%	275
CCS - JOSEPH V CONTE		273	2	1%	275
ABSOLUTE HEALTH INTERNAL MEDICINE AND PEDIATRICS		245	29	11%	274
Glades West Rehabilitation and Nursing Center		266	8	3%	274
SEAVIEW NURSING AND REHABILITATION CENTER		264	10	4%	274
FIRST CHOICE PRIMARY CARE		217	56	21%	273
LAKESIDE HEALTH CENTER		270	2	1%	272
ATLANTIC URGENT CARE		186	85	31%	271
Premier Place at The Glenview		261	9	3%	270
ADVENT HEALTH - FOUR CORNERS ER		221	49	18%	270
ADVENT HEALTH CARE CENTER	9	246	15	6%	270
PBC FIREFIGHTER BENEFIT FUND WELLNESS CENTER		225	45	17%	270
LEHIGH VALLEY GENOMICS		45	225	83%	270
NORTH FLORIDA PEDIATRICS - MARIANNA		229	40	15%	269
VETERANS AFFAIRS ORLANDO VA MEDICAL CENTER			268	100%	268
MIAMI JEWISH HEALTH SYSTEMS, INC	4	254	10	4%	268
ADVENT HEALTH CENTRA CARE - ORMOND BEACH		113	155	58%	268
BARTRAM CROSSING		267			267
WOMEN'S CARE FLORIDA LABORATORY	1	260	5	2%	266
ST JOHNS COUNTY DETENTION CENTER		266			266
LCS SANDHILL COVE LLC DBA	6	250	10	4%	266
VILLA MARIA WEST SKILLED NURSING FACILITY		258	8	3%	266
PADDOCK RIDGE		262	3	1%	265
THE PLAYERS CHAMPIONSHIP		265			265

# COVID-19: testing by laboratory

Data through Jun 1, 2021 verified as of Jun 2, 2021 at 09:25 AM

Data in this report are provisional and subject to change.

The numbers in the table below represent the number of Florida and non-Florida residents for whom test results were received by the Department of Health. A person can be tested by more than one laboratory and can have both positive and negative results. **Therefore, the sum of the numbers in each column will be larger than the total number of people tested.**

Reporting lab	Inconclusive	Negative	Positive	Percent positive	Total
EDGEWOOD NURSING CENTER		255	10	4%	265
SERANADES BY SONATA WEST ORANGE		236	29	11%	265
MCW MENTAL HEALTH LLC		260	4	2%	264
UNIVERSITY COMMUNITY HOSPITAL		227	37	14%	264
PATHWAY PHARMACY		219	45	17%	264
OAKBROOK HEALTH AND REHABILITATION CENTER	1	248	14	5%	263
ADVENT HEALTH - ORLANDO		196	66	25%	262
FELLOWSHIP HOME AT THE FAIRWAY LLC		255	7	3%	262
PINELLAS CARE CENTER		224	38	15%	262
TERRACES OF LAKE WORTH CARE CENTER		249	12	5%	261
NORTH BEACH REHABILITATION CENTER		259	2	1%	261
CLIFFORD CHESTER SIMS VA NURSING HOME		251	9	3%	260
SACRED HEART MEDICAL GROUP URGENT CARE		220	40	15%	260
BRADEN RIVER REHABILITATION CENTER LLC		258	2	1%	260
TGH URGENT CARE POWERED BY FAST TRACK			259	100%	259
CONSULATE HEALTHCARE OF KISSIMMEE		247	12	5%	259
HOMESTEAD VILLAGE		248	11	4%	259
FLORIDA DEPARTMENT OF HEALTH IN WALTON COUNTY		232	27	10%	259
ESCAMBIA COUNTY JAIL	2	186	70	27%	258
FLORIDA WOMAN CARE LABORATORY LLC		232	26	10%	258
SAMIR EBEID MD		232	26	10%	258
KR at Hillsborough Lakes/Lutz Healthcare		248	10	4%	258
AZALEA TRACE		245	13	5%	258
MARTIN MEMORIAL MEDICAL CENTER LAB		128	130	50%	258
FLORIDA CLINICAL LABORATORY-BIOREFERENCE LABORATORIES		105	152	59%	257
BAYVIEW CENTER		251	6	2%	257
SUNLIFE PHARMACY		225	31	12%	256
ST PETERSBURG PEDIATRICS-EAST BAY	1	217	38	15%	256
FLORIDA HEALTH CARE PLANS INC		2	252	99%	254
Consulate Health Care of St. Petersburg		247	7	3%	254
WALGREENS #06012		219	35	14%	254
SHELL POINT VILLAGE MEDICAL CENTER		246	8	3%	254
Signature Healthcare of Ormond		250	3	1%	253
ST ANTHONYS REHABILITATION HOSPITAL	9	242	2	1%	253
LAKE WALES OPERATING GROUP LLC		247	5	2%	252
WHITE WILSON MEDICAL CENTER IMMEDIATE CARE		142	110	44%	252
BUREAU OF CLINICAL LABORATORIES		209	42	17%	251
SEMINOLE TRIBE OF FLORIDA		210	41	16%	251
KINGS BAY PEDIATRICS LLC		243	8	3%	251
Royal Oaks Nursing and Rehab		249	1	0%	250
LONGWOOD HEALTH AND REHABILITATION CENTER		238	12	5%	250
UCC - WELLINGTON		3	246	99%	249
CARRINGTON PLACE OF ST PETE LLC		242	6	2%	248
REGENCY PARK		229	19	8%	248
Orchid Cove at Sarasota		246	1	0%	247
SOLARIS SENIOR LIVING VERO BEACH		238	9	4%	247
AVECINA MOBILE		121	125	51%	246

# COVID-19: testing by laboratory

Data through Jun 1, 2021 verified as of Jun 2, 2021 at 09:25 AM

Data in this report are provisional and subject to change.

The numbers in the table below represent the number of Florida and non-Florida residents for whom test results were received by the Department of Health. A person can be tested by more than one laboratory and can have both positive and negative results. **Therefore, the sum of the numbers in each column will be larger than the total number of people tested.**

Reporting lab	Inconclusive	Negative	Positive	Percent positive	Total
HEARTLAND SOUTH JACKSONVILLE OF JACKSONVILLE FL ,		246			246
FORT WALTON REHABILITATION CENTER		207	39	16%	246
FIRSTCARE CLINIC		127	119	48%	246
Heritage Healthcare at Tallahassee		239	7	3%	246
Sunrise Health and Rehabilitation Center		237	9	4%	246
HIGHLANDS LAKE CENTER		240	5	2%	245
ST AUGUSTINE HEALTH & REHAB CENTER		244	1	0%	245
Kindred Hospital South Florida Hollywood SNU		237	8	3%	245
GABISA MEDICAL LLC		244	1	0%	245
ROSEWOOD HEALTHCARE & REHABILITATION CENTER		239	6	2%	245
MINUTECLINIC DIAGNOSTIC OF TEXAS, LLC		225	19	8%	244
MALABAR/ADVENT CENTRA CARE		48	196	80%	244
REGENTS PARK AT AVENTURA		229	15	6%	244
NORTH FLORIDA PEDIATRICS PA - DUVAL		214	29	12%	243
HOSPITAL FOR SPECIAL SURGERY		240	3	1%	243
GUEST HOUSE OCALA, THE		232	11	5%	243
BAY VUE NURSING AND REHABILITATION CENTER		231	12	5%	243
HEALTHPOINT MED GRP OF THE EMERALD COAST LLC		200	43	18%	243
Lake Port Square Health Center		223	19	8%	242
ARCHER HEALTH VENTURES, LLC		217	25	10%	242
MEASE COUNTRYSIDE HOSPITAL		2	239	99%	241
GOOD SAMARITAN CARES		236	5	2%	241
MINUTECLINIC DIAGNOSTIC		229	12	5%	241
ARDEN COURTS OF SEMINOLE		200	41	17%	241
PALM GARDEN OF AVENTURA		236	4	2%	240
FLORIDA HEALTH CARE PLAN INC		2	238	99%	240
AMERICAN HOUSE SENIOR LIVING		189	51	21%	240
Fouraker Hills Rehab and Nursing		231	9	4%	240
CLARE BRIDGE OF SARASOTA		238	2	1%	240
MATHISON RETIREMENT COMMUNITY, INC	1	228	11	5%	240
SOUTHLAND SUITES OF ORMOND BEACH	4	236			240
STERLING HOUSE OF WINTER HAVEN		237	3	1%	240
ORANGE COUNTY HEALTH DEPT		228	11	5%	239
DOCTORS MEMORIAL FAMILY MEDICINE	2	168	68	29%	238
JUNO DERMATOLOGY LLC		220	18	8%	238
CHILDREN MED CARE INC		204	33	14%	237
WEST		216	21	9%	237
KENILWORTH CARE & REHABILITATION CENTER		215	21	9%	236
YOUR FAMILY WALK-IN CLINIC		19	217	92%	236
LIFE CARE CENTER OF PORT ST. LUCIE		223	13	6%	236
OAK HAMMOCK AT THE UNIVERSITY OF FLORIDA		229	6	3%	235
JACKSON COUNTY HEALTH DEPARTMENT		175	60	26%	235
VILLAGE PEDIATRICS LLC		203	32	14%	235
DOLPHIN POINTE HEALTH CARE LLC		212	23	10%	235
KINDRED HOSPITAL MELBOURNE	1	227	7	3%	235
BAY TREE CARE AND REHABILITATION CENTER		197	38	16%	235
HERITAGE HEALTHCARE AND REHABILITATION CENTER		229	5	2%	234

# COVID-19: testing by laboratory

Data through Jun 1, 2021 verified as of Jun 2, 2021 at 09:25 AM

Data in this report are provisional and subject to change.

The numbers in the table below represent the number of Florida and non-Florida residents for whom test results were received by the Department of Health. A person can be tested by more than one laboratory and can have both positive and negative results. **Therefore, the sum of the numbers in each column will be larger than the total number of people tested.**

Reporting lab	Inconclusive	Negative	Positive	Percent positive	Total
BORLAND GROOVER CLINIC	1	193	40	17%	234
MANDARIN PEDIATRICS		210	24	10%	234
BENDERSON FAMILY SKILLED NURSING AND □		215	18	8%	233
Hampton Court Nursing and Rehabilitation Center		230	2	1%	232
MEDICAL CONSULTANTS OF FLORIDA LLC	1	196	35	15%	232
Lakewood Nursing Center		198	34	15%	232
ADVENT HEALTH - LAKE NONA		197	35	15%	232
LIFE CARE CENTER OF JACKSONVILLE □		211	21	9%	232
ManorCare Health Services-Palm Harbor	1	229	1	0%	231
SOUTH GEORGIA MEDICAL CENTER		152	79	34%	231
ARDEN COURTS OF DELRAY BEACH FL LLC	3	217	11	5%	231
TGH URGENT CARE - FAST TRACK			230	100%	230
NADAL PEDIATRICS - VICTORIA STREET (3385)		197	33	14%	230
JACKSONVILLE NURSING AND REHAB CENTER		222	8	3%	230
Arbor Springs Health and Rehab		230			230
CORAL GABLES NURSING & REHABILITATION CENTER		219	11	5%	230
UNIVERSITY OF MIAMI		84	146	63%	230
LYNN HAVEN SPORTS COMPLEX-WALKON CLINIC		21	209	91%	230
LAKE PORT SQUARE		213	17	7%	230
ALLSOUTH URGENT CARE		52	178	77%	230
COLONY CLUB ALF,THE	1	213	15	7%	229
BONITA PHARMACY		206	22	10%	228
AVANTE AT ORLANDO INC		227	1	0%	228
MIAMI VA HEALTHCARE SYSTEM			228	100%	228
Avante at Melbourne		223	5	2%	228
ASCENSION MEDICAL GROUP		5	223	98%	228
COASTAL DETOX		223	5	2%	228
WORKPLACE SCREENING INTELLIGENCE			228	100%	228
WIREGRASS DIRECT PRIMARY CARE PLLC □		190	37	16%	227
EDWARD J HEALEY REHAB & NURSING CENTER		227			227
PARK MEADOWS HEALTH AND REHABILITATION CENTER		225	1	0%	226
PARKS HEALTHCARE & REHABILITATION CTR	4	211	11	5%	226
The Waterford		223	3	1%	226
NSPIRE HEALTHCARE LAUDERHILL		219	6	3%	225
CONSULATE HEALTH CARE OF MELBOURNE		220	5	2%	225
MACTOWN, INC		222	2	1%	224
INN AT ASTON GARDENS, THE		216	8	4%	224
DISCOVERY VILLAGE AT MELBOURNE		197	27	12%	224
FLAGLER COUNTY DETENTION CENTER		211	13	6%	224
Lehigh Acres Health and Rehabilitation		211	12	5%	223
ADVENT HEALTH CENTRA CARE - APOPKA NORTH		192	31	14%	223
CCS - PAUL REIN DETENTION FACILITY		157	66	30%	223
SOUTH BALDWIN REGIONAL MEDICAL CENTER		207	15	7%	222
PALMS MEDICAL GROUP HIGH SPRINGS		183	39	18%	222
PEDIATRIC SPECIALISTS MEDICAL GROUP □	1	193	28	13%	222
PINNACLES PEDS CARE PA		222			222
TUSCAN GARDENS OF PALM COAST		216	6	3%	222



# COVID-19: testing by laboratory

Data through Jun 1, 2021 verified as of Jun 2, 2021 at 09:25 AM

Data in this report are provisional and subject to change.

The numbers in the table below represent the number of Florida and non-Florida residents for whom test results were received by the Department of Health. A person can be tested by more than one laboratory and can have both positive and negative results. **Therefore, the sum of the numbers in each column will be larger than the total number of people tested.**

Reporting lab	Inconclusive	Negative	Positive	Percent positive	Total
BARKLEY PLACE	1	214	6	3%	221
CONCORD LIFE SCIENCES LLC	2	201	17	8%	220
EVERGREEN WOODS HEALTH & REHAB CENTER		219	1	0%	220
SUPERIOR RESIDENCES OF PANAMA CITY BEACH		213	7	3%	220
LABCORP BURLINGTON	1	158	61	28%	220
Boynton Beach Rehabilitation Center	2	213	5	2%	220
ADVENT HEALTH CENTRA CARE - DAYTONA BEACH		94	125	57%	219
WOOD LAKE HEALTH AND REHABILITATION CENTER		219			219
ANGELS DIAGNOSTIC GROUP		174	45	21%	219
GARDENS HEALTH NH LLC		212	7	3%	219
MERCY MEDICAL URGENT CARE CENTER INC		158	61	28%	219
WINDSOR WOODS REHAB & HEALTHCARE CTR		210	9	4%	219
CARE RESOURCE COMMUNITY HEALTH CENTERS INC		206	13	6%	219
FAWCETT MEMORIAL HOSPITAL LABORATORY			218	100%	218
ST. CLOUD REGIONAL MEDICAL CENTER		199	18	8%	217
THE MANOR AT CARPENTERS		185	32	15%	217
CVS		55	162	75%	217
BROOKDALE ATRIM WAY		210	6	3%	216
PATRIOT MEDICAL LABORATORIES		208	8	4%	216
GATEWAY/ADVENT CENTRA CARE	1	24	190	88%	215
WINKLER COURT☐		213	2	1%	215
Taylor Care Center		210	5	2%	215
HEALTH FIRST - HOLMES REGIONAL MEDICAL CENTER		32	183	85%	215
ALL SEASONS NAPLES LLC☐		205	9	4%	214
BLOCK, NATION, CHASE, AND SMOLEN FAMILY MEDICINE		157	57	27%	214
POCONO MEDICAL CENTER		212	1	0%	213
CARE CENTERS OF NASSAU		208	5	2%	213
Consulate Healthcare of West Palm Beach		197	16	8%	213
San Jose Health & Rehabilitation		207	6	3%	213
CONSULATE HEALTH CARE OF WINTER HAVEN		209	4	2%	213
Bayside Health and Rehabilitation		181	31	15%	212
HAZELDEN FLORIDA	1	202	9	4%	212
BAYCARE HEALTH SYSTEMS	1	6	205	97%	212
JEFFERSON COUNTY HEALTH DEPARTMENT-MONTICELLO		168	44	21%	212
FULGENT GENETICS	3	166	43	20%	212
GEORGIA DEPARTMENT OF PUBLIC HEALTH	1	5	206	97%	212
NO FLORIDA PEDIATRICS, PA		182	29	14%	211
CSL PLASMA		52	158	75%	210
LAB CORP	1	121	88	42%	210
GLENRIDGE ON PALMER RANCH,THE		202	8	4%	210
AMA MEDICAL GROUP LLC		178	32	15%	210
GOOD SAMARITAN SOCIETY OF DELAND		199	11	5%	210
MIRACLE HILL NURSING & REHABILITATION CENTER INC		204	6	3%	210
KINDRED HOSPITAL SOUTH FLORIDA		175	35	17%	210
THE PALACE NURSING AND REHABILITATION CENTER		209			209
Nspire Health Care Kendall		199	10	5%	209
CANTERFIELD OF OCALA, LLC		197	12	6%	209

# COVID-19: testing by laboratory

Data through Jun 1, 2021 verified as of Jun 2, 2021 at 09:25 AM

Data in this report are provisional and subject to change.

The numbers in the table below represent the number of Florida and non-Florida residents for whom test results were received by the Department of Health. A person can be tested by more than one laboratory and can have both positive and negative results. **Therefore, the sum of the numbers in each column will be larger than the total number of people tested.**

Reporting lab	Inconclusive	Negative	Positive	Percent positive	Total
Whispering Oaks	11	175	23	11%	209
HIALEAH SHORES NURSING AND REHAB CENTER		199	9	4%	208
TRADITION MEDICAL CENTER LABORATORY		56	151	73%	207
VIPEDIATRICS PLLC		191	16	8%	207
NEW YORK CITY DEPARTMENT OF HEALTH & MENTAL		172	35	17%	207
TARPON POINT NURSING AND REHABILITATION CENTER		203	3	1%	206
ADVENTHEALTH MEDICAL GROUP FAMILY MEDICINE AT		154	52	25%	206
SENIOR LIVING VII TAMPA LLC	1	195	9	4%	205
Cross Terrace REhabilitation		203	2	1%	205
PCB CLINIC		159	45	22%	204
PALM HARBOR FAMILY PRACTICE & WALK-IN		157	47	23%	204
SUNY UPSTATE MEDICAL UNIVERSITY		189	15	7%	204
PATHGROUP LABS LLC		97	107	52%	204
EAST NEW YORK DIAGNOSTIC AND TREATMENT		195	9	4%	204
PEDIATRIC ASSOCIATES AT ARGYLE PA		190	14	7%	204
PEDIATRICS OF GREATER ORLANDO		174	29	14%	203
AMERICAN FAMILY MEDICAL LLC		160	43	21%	203
BROOKDALE OF SPRING HILL	9	192	2	1%	203
SIGNATURE HEALTHCARE OF PORT CHARLOTTE		196	7	3%	203
MAGNOLIA MEDICAL CLINIC		90	112	55%	202
GRACE PEDIATRICS		168	34	17%	202
POLK COUNTY HEALTH DEPARTMENT		178	24	12%	202
QUEENS HOSPITAL CENTER	1	190	11	5%	202
NO FLORIDA PEDIATRICS, PA - BRADFORD		170	32	16%	202
HAWKINS FAMILY MEDICINE LLC	1	143	57	28%	201
Governors Creek Health and Rehabilitation	1	198	2	1%	201
MD NOW MEDICAL CENTERS INC		154	47	23%	201
VAMC WEST PALM LAB		5	196	98%	201
ADVENT HEALTH - CARROLLWOOD	4	169	27	14%	200
OCALA CBOC		186	14	7%	200
ROSECASTLE OF ZEPHRHILLS		196	3	2%	199
KINDRED HOSPITAL - SOUTH FLORIDA		195	4	2%	199
SUMMERFIELD EMERGENCY ROOM		151	48	24%	199
WEST COAST FAMILY MEDICAL CARE		163	36	18%	199
AVANTE OF BOCA RATON		198	1	1%	199
DEPARTMENT OF HEALTH & HUMAN SERVICES		198			198
LAUREL POINT CARE ACQUISITION LLC DBA SANDGATE GARDENS REHAB AND NURSI		171	27	14%	198
RDV SPORTSPLEX PEDIATRICS		167	31	16%	198
FINLAY CLINICAL LABORATORY INC	1	40	156	79%	197
Signature Healthcare of Palm Beach		195	2	1%	197
TUSCAN GARDENS OF VENETIA MANAGEMENT COMPANY		179	18	9%	197
KRYSTAL BAY NURSING AND REHABILITATION		190	6	3%	196
SARNO EXTENDED HOURS		127	69	35%	196
ABBIEJEAN RUSSELL CARE CENTER		195	1	1%	196
RIVERWOOD CENTER,THE		186	10	5%	196
CHARTER SENIOR LIVING OF PANAMA CITY BEACH		175	21	11%	196
GULFCOAST PEDIATRICS		185	11	6%	196



# COVID-19: testing by laboratory

Data through Jun 1, 2021 verified as of Jun 2, 2021 at 09:25 AM

Data in this report are provisional and subject to change.

The numbers in the table below represent the number of Florida and non-Florida residents for whom test results were received by the Department of Health. A person can be tested by more than one laboratory and can have both positive and negative results. **Therefore, the sum of the numbers in each column will be larger than the total number of people tested.**

Reporting lab	Inconclusive	Negative	Positive	Percent positive	Total
ADVENT HEALTH CENTRA CARE - CARROLLWOOD	2	19	175	89%	196
Consulate Health Care of Port Charlotte		194	2	1%	196
AVANTE AT BOCA RATON		196			196
FLORIDA DEPARTMENT OF HEALTH IN ALACHUA COUNTY -		179	16	8%	195
GLADES HEALTH CARE CENTER		192	3	2%	195
BRUCE S WEST MD	1	193	1	1%	195
Heritage Park Rehabilitation & Healthcare		177	18	9%	195
KEYSTONE PLACE AT NAPLES PRESERVE		190	5	3%	195
ISLAND COAST PEDIATRICS		174	20	10%	194
BEACON AT GULF BREEZE, THE	2	181	11	6%	194
EMBRY RIDDLE AERONAUTICAL UNIVERSITY HEALTH SERVICES		1	192	99%	193
Emory L Bennett State Veterans Nursing Home		190	3	2%	193
BIGGERS FAMILY MEDICINE PA	1	177	15	8%	193
CANTERFIELD OF CLAY COUNTY		153	40	21%	193
EXOSOME DIAGNOSTICS	1	172	20	10%	193
WALGREENS CO		170	23	12%	193
BENTON HOUSE AT OAKLEAF		163	30	16%	193
OMNI HEALTHCARE, INC		182	11	6%	193
FIRST CHOICE PEDIATRICS SEMORAN		98	95	49%	193
ARDEN COURTS OF PALM HARBOR		173	20	10%	193
PHYSICIANS REGIONAL MEDICAL CENTER - PINE RIDGE		20	172	90%	192
Belleair Healthcare Center		186	6	3%	192
CYPRESS POINT LIVING, LLC		177	15	8%	192
NORTHEAST FLORIDA STATE HOSP-NURSING		190	1	1%	191
PRIMECARE OF DOTHAN		136	55	29%	191
HEALTH LINK DIAGNOSTIC LABORATORIES		182	9	5%	191
NEO GENOMICS - FORT MYERS	1	183	6	3%	190
ATMORE COMMUNITY HOSPITAL LABORATORY		160	30	16%	190
BAY EDUCATORS WELLNESS CENTER		131	59	31%	190
VIERA MANOR ASSISTED LIVING RESIDENCE		183	7	4%	190
HEARTLAND HEALTHCARE AND REHAB CENTER		165	25	13%	190
Oakhurst Center	1	182	7	4%	190
The Inn at Sarasota Bay Club		186	3	2%	189
HOSPICE OF THE TREASURE COAST		183	6	3%	189
ARDEN COURTS OF LARGO FL, LLC		167	22	12%	189
PREMIER COMMUNITY HEALTHCARE GROUP INC		181	8	4%	189
CENTRAL FLORIDA HEALTHCARE GROUP LLC		151	38	20%	189
NIGHT LITE PEDIATRICS WINTER GARDEN		144	44	23%	188
Life Care Center of Altamonte Springs		157	31	16%	188
OCEAN REEF MEDICAL CENTER		150	38	20%	188
ZON BEACHSIDE LLC		151	37	20%	188
PLANTATION NURSING & REHAB CENTER		187			187
US MEDICAL CARE, INC		164	23	12%	187
BAPTIST HEALTH PRIMARY CARE	1	135	51	27%	187
LAKEVIEW TERRACE RETIREMENT COMMUNITY		167	19	10%	186
ANTHEM LAKES LLC		151	35	19%	186
ENCOMPASS HEALTH REHABILITATION HOSPITAL		184	2	1%	186

# COVID-19: testing by laboratory

Data through Jun 1, 2021 verified as of Jun 2, 2021 at 09:25 AM

Data in this report are provisional and subject to change.

The numbers in the table below represent the number of Florida and non-Florida residents for whom test results were received by the Department of Health. A person can be tested by more than one laboratory and can have both positive and negative results. **Therefore, the sum of the numbers in each column will be larger than the total number of people tested.**

Reporting lab	Inconclusive	Negative	Positive	Percent positive	Total
PACIFICA SUNRISE☐		178	8	4%	<b>186</b>
PPC-LAB EDI ORCHARD BI		176	9	5%	<b>185</b>
Madison Health and Rehabilitation Center		149	36	19%	<b>185</b>
STERLING HOUSE OF PUNTA GORDA		184	1	1%	<b>185</b>
CAYUGA MEDICAL CENTER AT ITHACA		180	5	3%	<b>185</b>
ADVENT		172	13	7%	<b>185</b>
ST. JAMES BAY HEALTH AND REHABILITATION CENTER		183	1	1%	<b>184</b>
MINUTECLINIC DIAGNOSTIC OF SOUTH CARO		157	27	15%	<b>184</b>
BROOKDALE ORANGE PARK		182	2	1%	<b>184</b>
FHMG-FLORIDA HOSPITAL MEDICAL GROUP		158	26	14%	<b>184</b>
ADVENT HEALTH CENTRA CARE - WESLEY CHAPEL		13	170	93%	<b>183</b>
MOBILE INFIRMARY MED CENTER PATH LAB		168	15	8%	<b>183</b>
BRIGHTON EGGERT PHARMACY INC		176	7	4%	<b>183</b>
MAJESTIC OAKS		180	3	2%	<b>183</b>
The Crossroads		180	1	1%	<b>181</b>
HARBOR BEACH NURSING AND REHABILITATION CENTER		151	30	17%	<b>181</b>
ALLIANCE PEDIATRICS		148	32	18%	<b>180</b>
NORTH FLORIDA INTERNAL MEDICINE PA		145	35	19%	<b>180</b>
LONGWOOD CARDIOLOGY			179	100%	<b>179</b>
REOPEN DIAGNOSTICS LLC (DBA PANDEMIC RESPONSE LAB)	2	177			<b>179</b>
WILTON MANORS HEALTH & REHABILITATION CENTER		170	9	5%	<b>179</b>
DOCTOR TODAY TLC LLC		123	56	31%	<b>179</b>
TGH URGENT CARE – SEMINOLE		17	161	90%	<b>178</b>
KEYSTYLE LIVING LLC	1	175	2	1%	<b>178</b>
LISTENING DOCTOR PLLC, THE		159	19	11%	<b>178</b>
SUWANNEE VALLEY NURSING CENTER		163	15	8%	<b>178</b>
MID FLORIDA PATHOLOGY LLC MOBILE UNIT #4		125	53	30%	<b>178</b>
QUALITY URGENT CARE AND WELLNESS PL	3	128	47	26%	<b>178</b>
ROSECASTLE OF CITRUS		148	30	17%	<b>178</b>
WOODBIDGE FACILITY INC		171	6	3%	<b>177</b>
TERRACE AT HOBE SOUND, THE	1	162	14	8%	<b>177</b>
SOUTH CAMPUS FACILITY INC		165	12	7%	<b>177</b>
PROMPT CARE OF CENTRAL FLORIDA		7	170	96%	<b>177</b>
Winter Park Care and Rehab		175	2	1%	<b>177</b>
GENE BY GENE		61	115	65%	<b>176</b>
Peninsula Care and Rehab		164	12	7%	<b>176</b>
ASTON GARDENS AT PELICAN MARSH		169	7	4%	<b>176</b>
SOMERBY LAKE NONA		169	7	4%	<b>176</b>
COASTAL INTERNAL MEDICINE		135	40	23%	<b>175</b>
MINUTECLINIC LLC #4987		158	17	10%	<b>175</b>
ORLANDO HEALTH EMERGENCY DEPARTMENT		163	12	7%	<b>175</b>
MAINSTREAM DIAGNOSTIC LABORATORY LLC		148	27	15%	<b>175</b>
VITAS HEALTHCARE CORPORATION OF FLORIDA		170	4	2%	<b>174</b>
CITRUS MEMORIAL HOSPITAL		1	173	99%	<b>174</b>
ANCHOR CARE AND REHABILITATION CENTER		173	1	1%	<b>174</b>
REGENCY OAKS HEALTH CENTER		172	2	1%	<b>174</b>
ARDEN COURTS OF LELY PALMS☐		172	2	1%	<b>174</b>

# COVID-19: testing by laboratory

Data through Jun 1, 2021 verified as of Jun 2, 2021 at 09:25 AM

Data in this report are provisional and subject to change.

The numbers in the table below represent the number of Florida and non-Florida residents for whom test results were received by the Department of Health. A person can be tested by more than one laboratory and can have both positive and negative results. **Therefore, the sum of the numbers in each column will be larger than the total number of people tested.**

Reporting lab	Inconclusive	Negative	Positive	Percent positive	Total
AEGIS MEDICAL GROUP		138	35	20%	173
CORNERSTONE MEDICAL CARE OF BRANDON PL		141	32	18%	173
URGENT CARE OF THE PALM BEACHES, NORTH PALM BEACH			172	100%	172
WESLEY HAVEN VILLA	1	136	35	20%	172
BROOKDALE FORT MYERS THE COLONY		167	5	3%	172
ADVENT HEALTH - CENTRAL PASCO ER		153	19	11%	172
JPR URGENT MEDICAL CARE		166	5	3%	171
FINNISH AMERICAN REST HOME-ALF		169	2	1%	171
Life Care Center of Orlando		164	6	4%	170
GRAVITY DIAGNOSTICS		56	114	67%	170
ALLCARE MEDICAL CENTERS PC		145	25	15%	170
REHAB AND HEALTHCARE CENTER OF CAPE CORAL		169			169
MINUTECLINIC DIAGNOSTIC OF NORTH CAROL		144	25	15%	169
OPPENHEIMER PLASTIC SURGERY LLC		164	5	3%	169
ADVENT HEALTH CENTRA CARE - TEMPLE TERRACE	1	104	64	38%	169
LANDMARK HOSPITAL SOUTHWEST FLORIDA LLC		163	5	3%	168
PANAMA CITY DEVELOPMENTAL CENTER□		168			168
PHYSICIAN PARTNERS PERRY		104	64	38%	168
SEVEN HILLS HEALTH AND REHABILITATION CENTER		151	16	10%	167
OSPREY VILLAGE AT AMELIA ISLAND LTD		157	10	6%	167
NEMOURS CHILDREN'S URGENT CARE		80	87	52%	167
MEADOWCREST FAMILY PHYSICIANS		98	69	41%	167
WALTON PLACE		167			167
ANYLABTEST NOW		158	8	5%	166
LEE MEMORIAL HEALTH SYSTEM HEALTH FAIR		158	7	4%	165
BROOKDALE BONITA SPRINGS		162	3	2%	165
WRIGHTS HEALTH CARE AND REHABILITATION CENTER		135	30	18%	165
CITRUS HEALTH AND REHAB		132	33	20%	165
THE ARLINGTON OF NAPLES INC.		162	3	2%	165
CHERRY OAK PALM BEACH COUNTY		157	8	5%	165
NORTH PORT REHABILITATION AND NURSING CENTER□		163	1	1%	164
KINDRED HOSPITAL NORTH FLORIDA	3	153	8	5%	164
ARLINGTON OF NAPLES INC, THE		164			164
TRI COUNTY NURSING HOME		162	1	1%	163
AVANTE OF MOUNT DORA INC		161	2	1%	163
PRECISION GENETICS, INC		157	6	4%	163
TALLAHASSEE VA OPC		154	9	6%	163
BRADENTON HEALTH CARE		163			163
ISLAND LAKE CENTER		140	22	14%	162
QUALITY URGENT CARE AND WELLNESS		114	48	30%	162
DOCTORS MEMORIAL FAMILY PRACTICE	2	122	38	23%	162
DEERFIELD BEACH REHABILITATION AND NURSING		157	5	3%	162
OAKS AT AVON,THE		162			162
ENCOMPASS HEALTH REHABILITATION HOSPITAL OF SARASOTA		161	1	1%	162
TGH URGENT CARE - RIVERVIEW		1	160	99%	161
DESOTO PALMS ALF		155	6	4%	161
GRAND AVE PHARMACY		112	48	30%	160

# COVID-19: testing by laboratory

Data through Jun 1, 2021 verified as of Jun 2, 2021 at 09:25 AM

Data in this report are provisional and subject to change.

The numbers in the table below represent the number of Florida and non-Florida residents for whom test results were received by the Department of Health. A person can be tested by more than one laboratory and can have both positive and negative results. **Therefore, the sum of the numbers in each column will be larger than the total number of people tested.**

Reporting lab	Inconclusive	Negative	Positive	Percent positive	Total
TUSCAN ISLE CHAMPIONSGATE OP CO LLC		158	2	1%	160
ARCADIA HEALTH AND REHABILITATION CENTER		100	60	38%	160
GRAND VILLA OF ORMOND BEACH		154	6	4%	160
GREENBRIAR REHABILITATION AND NURSING CENTER	1	159			160
OHI WEST INC		147	13	8%	160
KEYSTONE REHAB		160			160
AMERICAN HOUSE COCONUT POINT		138	22	14%	160
F&T MEDICAL RESEARCH, INC		160			160
LABORATORY OF FLORIDA		103	56	35%	159
BROOKDALE PENSACOLA		158	1	1%	159
The Crossings		157	2	1%	159
CROSSWINDS HEALTH AND REHABILITATION CENTER	1	156	2	1%	159
ADVENTHEALTH HOSPICE CARE CENTRAL FLORIDA		154	5	3%	159
UNIVERSTIY CENTER MEDICAL LLC DBA	1	151	7	4%	159
PM PEDIATRICS		134	25	16%	159
POINTE, THE		131	28	18%	159
PROVIDENCE HOSPITAL LABORATORY		149	9	6%	158
WALGREENS 6221		140	18	11%	158
WUESTHOFF REF LABORATORY			158	100%	158
TIMBERRIDGE NURSING HOME & REHAB		123	34	22%	157
ALL FLORIDA FAMILY AND SPORTS MEDICINE		134	23	15%	157
GRAND VILLA OF DELAND		148	9	6%	157
FAWCETT MEMORIAL HOSPITAL-LAB		39	118	75%	157
Englewood Healthcare and Rehab		141	15	10%	156
CLEARWATER STATMED QUICK QUALITY CLINICS		47	109	70%	156
CRANE CENTER		125	31	20%	156
DIAGNOSTIC LABORATORY OF OKLAHOMA		130	26	17%	156
MEMORY CARE OF NAPLES		155	1	1%	156
MD NOW MEDICAL CENTERS, INC.		121	35	22%	156
A2Z DIAGNOSTICS		154	1	1%	155
COCOA BEACH/ADVENT CENTRA		41	114	74%	155
CLINICA HISPANA		1	154	99%	155
AESTHETIC SURGERY CENTER OF WINTER PARK, THE	3	147	5	3%	155
ST JOSEPHS HOSPITAL SOUTH HOSPITAL		1	154	99%	155
DIAMOND RIDGE		147	8	5%	155
AVOW HOSPICE INC		154	1	1%	155
CORE BIO LABS		76	79	51%	155
FAMILY EXTENDED CARE OF CENTRAL TAMPA		137	18	12%	155
Summit Medical Group		143	12	8%	155
WINDSOR OF LAKEWOOD RANCH,THE		151	3	2%	154
NAPHCARE, INC.		144	10	6%	154
Centre Pointe Health and Rehabilitation Center		143	11	7%	154
BLOCK NATION CHASE		125	29	19%	154
PRUITT HEALTH		152	2	1%	154
NCRNC INC		140	14	9%	154
PALMETTTO FACILITY INC	1	153			154
MINUTECLINIC DIAGNOSTIC OF NORTH CARO		137	16	10%	153

# COVID-19: testing by laboratory

Data through Jun 1, 2021 verified as of Jun 2, 2021 at 09:25 AM

Data in this report are provisional and subject to change.

The numbers in the table below represent the number of Florida and non-Florida residents for whom test results were received by the Department of Health. A person can be tested by more than one laboratory and can have both positive and negative results. **Therefore, the sum of the numbers in each column will be larger than the total number of people tested.**

Reporting lab	Inconclusive	Negative	Positive	Percent positive	Total
MAIN STREET MEDICAL CENTER OF CRESTVIEW PA		127	26	17%	153
TURNING POINT OF TAMPA		145	8	5%	153
SUNNY HILLS ALF OF SEBRING INC		140	13	8%	153
WILLOW BROOKE COURT AT AZALEA TRACE		149	3	2%	152
NAVARRE GARDENS LLC		127	25	16%	152
GATEWAY CARE CENTER		150	2	1%	152
EMERALD COAST BEHAVIORAL HOSPITAL		145	7	5%	152
MACKOUL PEDIATRICS FORT MYERS		130	22	14%	152
SONATA COCONUT CREEK	2	127	23	15%	152
ROHR HOME		146	6	4%	152
SHERMAN-ABRAMS LABORATORY INC		144	8	5%	152
ORANGE COUNTY CORRECTIONS HEALTH SERVICES		121	30	20%	151
VILLAGE ON THE ISLE☐		145	6	4%	151
ST PETERSBURG PEDIATRICS-MLK JUNIOR BLVD		139	12	8%	151
PALM BEACH COUNTY HEALTH DEPT LAB	4	140	7	5%	151
REFUAH HEALTH CENTER LABORATORY		143	8	5%	151
MV MEDICAL PRACTICE DBA PRIMARY URGENT CARE		143	7	5%	150
GOLD CHOICE SENIOR COMMUNITIES		109	41	27%	150
GUIDEWELL EMERGENCY MEDICINE DOCTORS LLC		103	47	31%	150
DAYSRING VILLAGE		127	22	15%	149
PRECISION HEALTH RESOURCES, LLC	1	133	15	10%	149
SANIBEL INTERNAL MEDICINE, LLC		143	6	4%	149
MED COMP SCIENCES		3	146	98%	149
MILLENNIUM LAB SERVICES			148	100%	148
DOCTORS CENTER PA,THE		126	22	15%	148
LATE HOURS URGENT CARE		69	79	53%	148
DAYSRING SENIOR LIVING LLC		146	2	1%	148
FG RAPID		140	8	5%	148
A PLUS FAMILY URGENT CARE		122	26	18%	148
SEAGRASS VILLAGE FLEMING ISLAND		111	37	25%	148
East Bay Rehabilitation Center		113	35	24%	148
PROVISTA DIAGNOSTICS, INC		145	3	2%	148
BROOKDALE CANOPY OAKS	1	115	32	22%	148
SUMMIT MEDICAL GROUP PA		134	13	9%	147
PEDIATRIC SERVICES AND BREATHING CENTER PA		117	30	20%	147
SONNIS PEDIATRICS PA		129	18	12%	147
Alhambra Health and Rehabilitation		146	1	1%	147
BIODESIX, INC.		115	32	22%	147
BOSTON RED SOX CLUB LP		144	2	1%	146
ENCOMPASS HEALTH REHABILITATION HOSPITAL OF LARGO		143	3	2%	146
WILLOWBROOKE COURT AT ST ANDREWS ESTATES		141	5	3%	146
WEDGEWOOD HEALTHCARE CENTER		94	52	36%	146
Quail Run Health Care Center		146			146
KINDRED HOSPITAL-BAY AREA-ST PETERSBURG LAB	1	138	7	5%	146
RESEARCH CENTERS OF AMERICA, LLC		119	27	18%	146
REGENCY CARE OF BLOUNTSTOWN LLC		135	10	7%	145
THREE OAKS PHARMACY INC		130	15	10%	145



# COVID-19: testing by laboratory

Data through Jun 1, 2021 verified as of Jun 2, 2021 at 09:25 AM

Data in this report are provisional and subject to change.

The numbers in the table below represent the number of Florida and non-Florida residents for whom test results were received by the Department of Health. A person can be tested by more than one laboratory and can have both positive and negative results. **Therefore, the sum of the numbers in each column will be larger than the total number of people tested.**

Reporting lab	Inconclusive	Negative	Positive	Percent positive	Total
MICRO PATH LABORATORIES INC		142	3	2%	145
BROOKDALE CAPE CORAL		145			145
MANOR CARE OF PALM HARBOR		142	3	2%	145
NORTHWESTERN UNIVERSITY CORP		144	1	1%	145
TREASURE COAST FORENSIC TREATMENT CTR		124	21	14%	145
ADVENTHEALTH CENTRA CARE PONCIANA	1	81	63	43%	145
PANCARE HEALTH GULF COUNTY		112	32	22%	144
OAKS OF KISSIMMEE HEALTH AND REHABILITATION CENTER		140	4	3%	144
BAY REGIONAL URGENT CARE	1	99	44	31%	144
ECOLAB GROUP		108	36	25%	144
SOUTH LAKE PEDIATRICS		125	19	13%	144
SMILEY MEDICAL GROUP		108	35	24%	143
ORANGE PARK PEDIATRICS		127	16	11%	143
DIATHERIX LABORATORIES		80	63	44%	143
STEWARD MEDICAL GROUP		35	108	76%	143
JEFFERY WEINZWEIG		2	141	99%	143
GIBBENS FAMILY MEDICAL, LLC		122	21	15%	143
GRAND VILLA OF LAKELAND		136	6	4%	142
SMS DO PA		122	20	14%	142
LabCorp L#09258090 M#09258105		75	67	47%	142
RARITAN BAY PERTH AMBOY		133	9	6%	142
HIGHLANDS MEDICAL CENTER		139	3	2%	142
ARDEN COURTS OF WEST PALM BEACH		137	5	4%	142
SIMED LABORATORY		122	20	14%	142
DB MD		126	16	11%	142
VITAS HEALTHCARE CORP OF FLORIDA		140	1	1%	141
UNITED CLINICAL LABORATORIES		132	9	6%	141
PORT ST LUCIE REHABILITATION AND HEALTHCARE		98	43	30%	141
NOVARI CARE LLC		97	44	31%	141
TROPICANA MANUFACTURING COMPANY INC		134	7	5%	141
WELLNOW URGENT CARE PC		139	2	1%	141
JOHN KNOX VILLAGE OF CENTRAL FLORIDA		136	5	4%	141
SURFSIDE URGENT CARE		114	27	19%	141
VIERA HOSPITAL			140	100%	140
CARENOW URGENT CARE - LAKE MARY			140	100%	140
DOCTOR'S IN HOUSE LABORATORY		18	122	87%	140
Gulf Coast Healthcare (Longwood Health and Rehab		118	21	15%	139
GRAND OAKS HEALTH & REHABILITATION		138	1	1%	139
LABCORP RTP		55	84	60%	139
TGH URGENT CARE - TYRONE		10	129	93%	139
VITAS HEALTHCARE		125	14	10%	139
MINUTECLINIC DIAGNOSTIC OF OHIO LLC		116	22	16%	138
ADVENT HEALTH CENTRA CARE - DELAND		28	110	80%	138
Lakeside Nursing and Rehabilitation Center	1	112	25	18%	138
PUTNAM COUNTY SHERIFFS OFFICE		128	10	7%	138
ADVENT HEALTH CENTRA CARE - CITRUS PARK		9	129	93%	138
CLUB HEALTH AND REHABILITATION CENTER, THE		137	1	1%	138

# COVID-19: testing by laboratory

Data through Jun 1, 2021 verified as of Jun 2, 2021 at 09:25 AM

Data in this report are provisional and subject to change.

The numbers in the table below represent the number of Florida and non-Florida residents for whom test results were received by the Department of Health. A person can be tested by more than one laboratory and can have both positive and negative results. **Therefore, the sum of the numbers in each column will be larger than the total number of people tested.**

Reporting lab	Inconclusive	Negative	Positive	Percent positive	Total
AMERICAN PATHOLOGY PARTNERS		136	2	1%	138
CLARE BRIDGE OF CAPE CORAL	1	137			138
MANOR AT BLUEWATER BAY		131	7	5%	138
AHEC CLINIC		8	130	94%	138
L&S SENIOR CARE DBA ARCADIA OAKS	4	132	1	1%	137
SPRING HAVEN RETIREMENT	1	133	3	2%	137
PRIME HEALTH OF NORTH PORT LLC		115	22	16%	137
SUNRISE SENIOR LIVING OF JACKSONVILLE		120	17	12%	137
HARBORCHASE OF VERO BEACH	1	117	19	14%	137
ALL CARE URGENT CARE			136	100%	136
PATRICK AIR FORCE BASE		21	115	85%	136
ARIZONA DEPARTMENT OF HEALTH SERVICES		5	131	96%	136
TREASURE COAST PEDIATRICS PA		128	8	6%	136
OAKS OF CLEARWATER, THE		133	3	2%	136
MEYER PEDIATRICS		120	16	12%	136
SONATA DELRAY BEACH		125	11	8%	136
ADVENT HEALTH CENTRA CARE - ORANGE CITY	1	53	82	60%	136
HOSPICE OF MARTIN & ST LUCIE, INC		133	3	2%	136
SEMINOLE SPORTS AND FAMILY MEDICINE		120	16	12%	136
SONATA WEST		133	2	1%	135
EC OPCO CARROLLWOOD LLC		128	7	5%	135
ADVANCED MEDICAL CENTER		86	49	36%	135
PEDIATRIC CARE CENTER		135			135
IRL MARKET LAB ALACHUA		104	31	23%	135
Salerno Bay Health & Rehabilitation Center		123	11	8%	134
SUNY UPSTATE OVERFLOW LABORATORY		134			134
SANDALWOOD NURSING CENTER		127	7	5%	134
SOLARIS SENIOR LIVING OF MERRITT ISLAND		129	5	4%	134
ALTERNATIVE LIVING, INC DBA TWIN CITIES PAVILION		131	3	2%	134
PALM BAY HOSPITAL			133	100%	133
HEARTLAND PHARMACY LAKE PLACID, INC		100	33	25%	133
FHMG- FLORIDA HOSPITAL MEDICAL GROUP		119	14	11%	133
COQUINA CENTER		127	6	5%	133
LAKELAND REGIONAL HEALTH LAKE MIRIAM	3	87	42	32%	132
MORTON PLANT HOSPITAL NURSING		2	130	98%	132
AVANTE AT BOCA RATON, INC		132			132
THE REHABILITATION CENTER OF LAKE CITY		127	5	4%	132
CENTRACARE		18	114	86%	132
AMERICAN HOUSE-BONITA SPRINGS		131	1	1%	132
SIMEDHEALTH LLC		114	18	14%	132
FOUNTAINS OF HOPE LLC, THE		130	1	1%	131
TOTAL CARE PLUS LLC			131	100%	131
ARBOR TERRACE SAN JOSE LLC	3	126	2	2%	131
CHARLES CROFT MD	1	128	2	2%	131
TIFFANY HALL NURSING AND REHAB CENTER		122	9	7%	131
QUICK CARE MED PL CR		80	51	39%	131
INTEGRATED REGIONAL LABORATORIES		119	12	9%	131

# COVID-19: testing by laboratory

Data through Jun 1, 2021 verified as of Jun 2, 2021 at 09:25 AM

Data in this report are provisional and subject to change.

The numbers in the table below represent the number of Florida and non-Florida residents for whom test results were received by the Department of Health. A person can be tested by more than one laboratory and can have both positive and negative results. **Therefore, the sum of the numbers in each column will be larger than the total number of people tested.**

Reporting lab	Inconclusive	Negative	Positive	Percent positive	Total
THE WELLNESS CENTER AT LAKEWOOD RANCH		43	88	67%	131
HOSPICE OF THE EMERALD COAST INC - PANAMA CITY	2	121	7	5%	130
ADVANCED EMURGENT CARE		32	98	75%	130
BLISS HEALTHCARE SERVICES	1	104	25	19%	130
MONTEFIORE MEDICAL CENTER LABORATORIES - MOSES		119	11	8%	130
Golfview Healthcare Center		124	6	5%	130
THE CLUB AND REHABILITATION CENTER		129	1	1%	130
LPG PRIMARY CARE AT SURFSIDE		114	16	12%	130
MOOSEHAVEN LIFE CARE CENTER		130			130
FHMG LAKE MARY PEDS		113	17	13%	130
PANAMA PHARMACY	3	109	18	14%	130
CHILDRENS CLINIC		74	55	43%	129
BMHSI-AEL MICROBIOLOGY LABORATORY	2	102	25	19%	129
LIFESTREAM BEHAVIORIAL CENTER		104	25	19%	129
WESTCHESTER MEDICAL CENTER	1	122	6	5%	129
TRI-COUNTY NURSING HOME		117	12	9%	129
THE COURTYARD ASSISTED LIVING		125	4	3%	129
FLORIDA DEPARTMENT OF HEALTH IN LAKE COUNTY	1	79	48	38%	128
WORLD OF PEDIATRICS LLC		120	8	6%	128
WINDERMERE MEDICAL CENTER		122	6	5%	128
Cross Landings Health and Rehabilitation		119	9	7%	128
PALMS EDGE	1	119	8	6%	128
IXI WELLNESS DALLAS, LLC		127	1	1%	128
Shoal Creek Rehabilitation Center		85	43	34%	128
IQBAL A FARUQUI MD		93	35	27%	128
ADVENTHEALTH MEDICAL GROUP PRIMARY CARE		116	11	9%	127
HILLSBOROUGH COUNTY DEVELOPMENTAL CTR	1	117	9	7%	127
GESSLER CLINIC PA		98	29	23%	127
MINUTECLINIC DIAGNOSTIC OF RHODE ISLAND, LLC #729		122	4	3%	126
MEDEXPRESS URGENT CARE WEST TAMPA		1	125	99%	126
J FRANK AVEY MD		97	29	23%	126
CVS NY4098030POCT NEW YORK		125	1	1%	126
Mt Sinai Aventura			125	100%	125
BROOKDALE PALM COAST		125			125
VILLAGES VA CBOC	2	116	7	6%	125
ARBOR GLEN AT ARBOR TRACE	2	113	9	7%	124
ARDEN COURTS OF SARASOTA		106	18	15%	124
FLORIDA ATLANTIC UNIVERSITY		116	8	6%	124
ISLAND URGENT CARE PLLC DBA AFC URGENT CARE		123	1	1%	124
LENOX HILL HOSPITAL		115	9	7%	124
NORTH FL SOUTH GA HCS-MALCOM RANDALL VAMC			124	100%	124
ADVENT HEALTH CENTRA CARE - BRANDON		31	93	75%	124
COLONY CARE CENTER		107	17	14%	124
TUSCAN ISLE OPERATING COMPANY LLC DBA		120	4	3%	124
TREASURE COAST PRIMARY CARE		101	23	19%	124
GENEDX		48	75	61%	123
CITRUS MEMORIAL HEALTH SYSTEM LAB		2	121	98%	123

# COVID-19: testing by laboratory

Data through Jun 1, 2021 verified as of Jun 2, 2021 at 09:25 AM

Data in this report are provisional and subject to change.

The numbers in the table below represent the number of Florida and non-Florida residents for whom test results were received by the Department of Health. A person can be tested by more than one laboratory and can have both positive and negative results. **Therefore, the sum of the numbers in each column will be larger than the total number of people tested.**

Reporting lab	Inconclusive	Negative	Positive	Percent positive	Total
PICH KTM CORP DBA MEDTOWN PHARMACY		106	17	14%	123
PSL NAPLES BH OPERATIONS, LLC		123			123
PHYSICIANS REGIONAL CLINIC		92	30	25%	122
Sandy Ridge Center for Rehabilitation and Healing		100	22	18%	122
PARKVIEW HEALTH		121	1	1%	122
INFINITY BIOLOGIX LLC OAKDALE		116	6	5%	122
CALADIUM PEDIATRICS		105	16	13%	121
PINELLAS COUNTY JAIL			121	100%	121
URGENT CARE TCMA			121	100%	121
ISLAND DOCTORS		23	98	81%	121
BROOKDALE JENSEN BEACH☐		118	3	2%	121
Crystal Health & Rehab Center		115	6	5%	121
Hialeah Nursing And Rehabilitation Center		115	6	5%	121
Ocala Oaks Rehabilitation Center		115	6	5%	121
GEORGE E WEEMS MEMORIAL HOSPITAL LAB		103	18	15%	121
CAN COMMUNITY HEALTH		119	2	2%	121
MED ONE AT SAINT AUGUSTINE		87	33	28%	120
HOBDARI FAMILY HEALTH LLC☐		83	37	31%	120
MY CLINICAL LAB INC		17	103	86%	120
Gulfport Rehabilitation Center		117	3	3%	120
ARBOR TERRACE ORTEGA LLC	2	116	2	2%	120
UNIVERSITY HEALTH SYSTEM INC		109	11	9%	120
FLAGLER COLLEGE HEALTH SERVICES		86	34	28%	120
RDX BIOSCIENCE		60	59	50%	119
VILLAS OF HOLLY BROOK - BRADENTON 14TH		117	2	2%	119
BROWARD HEALTH CORAL SPRINGS EPIDEMIOLOGY DEPT		1	118	99%	119
DELAND WELLNESS CENTER			119	100%	119
MATHISON RETIREMENT COMMUNITY		114	5	4%	119
COASTAL HEALTH AND REHAB		110	9	8%	119
CAREMOUNT MEDICAL - PATHOLOGY		114	4	3%	118
NORTH SHORE MEDICAL LABS	1	110	7	6%	118
AFTER HOURS PEDIATRICS			118	100%	118
MINUTECLINIC DIAGNOSTIC OF SOUTH CAROLINA, LLC		98	20	17%	118
SH HERON EAST LLC☐		103	15	13%	118
MD 365 MEDICAL CARE		117	1	1%	118
GRAND OAKS OF JENSEN BEACH LLC☐		113	5	4%	118
MULBERRY CARE CENTER		105	13	11%	118
ST LUCIE COUNTY JAIL		103	15	13%	118
G & R HEALTH MART PHARMACY		98	20	17%	118
SOUTH BALDWIN MEDICAL CENTER GULF SHORES		95	23	19%	118
TREASURE COAST MEDICAL ASSOCIATES		4	113	97%	117
BROOKDALE COLONIAL PARK	2	114	1	1%	117
CAREATC		30	87	74%	117
NEIGHBORHOOD MEDICAL CENTER		112	5	4%	117
BAY PINES MEDICAL ASSOCIATES		1	116	99%	117
DHMD		116			116
CSL PLASMA INC		11	105	91%	116

# COVID-19: testing by laboratory

Data through Jun 1, 2021 verified as of Jun 2, 2021 at 09:25 AM

Data in this report are provisional and subject to change.

The numbers in the table below represent the number of Florida and non-Florida residents for whom test results were received by the Department of Health. A person can be tested by more than one laboratory and can have both positive and negative results. **Therefore, the sum of the numbers in each column will be larger than the total number of people tested.**

Reporting lab	Inconclusive	Negative	Positive	Percent positive	Total
ASHRAF MEDICAL GROUP PLLC DBA PULSE MD		113	3	3%	116
WESTWOOD NURSING & REHAB		82	34	29%	116
COLVIN MEGAN		116			116
LEE COUNTY SCHOOL DISTRICT	1	108	7	6%	116
OZ		116			116
VANDERBILT UNIVERSITY MEDICAL CENTER		106	10	9%	116
CONSULATE HEALTH CARE OF SARASOTA□	1	115			116
CABANA AT JENSEN DUNES, THE		112	4	3%	116
BELVEDERE COMMONS OF FORT WALTON BEACH		106	10	9%	116
GRACE MEDICAL HOME		96	20	17%	116
CARE CENTERS OF NASSAU, LLC - HENDRICKS RD		115	1	1%	116
THE POINTE AT CEDAR PARK		114	1	1%	115
CATHOLIC HEALTH SERVICES REGIONAL LAB		107	8	7%	115
UNIVERSITY MEDICAL CENTER SUITES		101	14	12%	115
SUNFLOWER SPRINGS ASSISTED LIVING		105	10	9%	115
ORLANDO ORTHOPAEDIC CENTER		110	5	4%	115
Courtyards of Orlando Care Center		102	13	11%	115
ATLAN		106	9	8%	115
ELAN BUENA VISTA		97	17	15%	114
GRAND VILLA OF LARGO		103	11	10%	114
NAPHCARE INC		106	8	7%	114
HARBORCHASE OF NAPLES		100	14	12%	114
WE SCREEN LLC		108	6	5%	114
CLEVELAND CLINIC FOUNDATION		12	101	89%	113
WHITE PLAINS HOSPITAL CENTER LAB		109	4	4%	113
LECONTE MEDICAL CENTER LAB		93	20	18%	113
AU HEALTH		97	16	14%	113
JOHN D ARCHBOLD MEMORIAL HOSPITAL		109	4	4%	113
ORLANDO LUTHERAN TOWERS ASSISTED LIVING		113			113
ALLIED HEALTH FORT PIERCE		112			112
EXPRESS DOCS LLC		11	101	90%	112
DAVENPORT PEDIATRICS CLERMONT PA		99	13	12%	112
VRL EUROFINIS - HAWAII		112			112
ORLANDO COVID TEST , LLC		103	9	8%	112
MG PORT CHARLOTTE II SUBTENANT LLC		99	12	11%	111
ALL MY KIDS PEDIATRICS INC		78	33	30%	111
FLORIDA PEDIATRIC GROUP		46	65	59%	111
MEDEXPRESS - BLOOMIN BRANDS		88	23	21%	111
GILBERT MEDICAL GROUP		104	7	6%	111
STONY BROOK UNIVERSITY MEDICAL CENTER		96	15	14%	111
SEBRING PEDIATRICS LLC		83	27	25%	110
MISIR DRUGS LLC		91	19	17%	110
BAPTIST MEDICAL CENTER SOUTH		88	22	20%	110
LAKE HOUSE ASSISTED LIVING		93	17	15%	110
WALGREENS_PEMBROKE PINES		101	9	8%	110
FLORIDA MEDICAL CLINIC - MULTI SPECIALTY CAMPUS		58	52	47%	110
LABCORP		33	77	70%	110



# COVID-19: testing by laboratory

Data through Jun 1, 2021 verified as of Jun 2, 2021 at 09:25 AM

Data in this report are provisional and subject to change.

The numbers in the table below represent the number of Florida and non-Florida residents for whom test results were received by the Department of Health. A person can be tested by more than one laboratory and can have both positive and negative results. **Therefore, the sum of the numbers in each column will be larger than the total number of people tested.**

Reporting lab	Inconclusive	Negative	Positive	Percent positive	Total
KALEIDA HEALTH CENTER FOR LABORATORY		104	6	5%	110
COMMUNITY CARE CENTER☐		107	2	2%	109
MIAMI BEACH COMMUNITY HEALTH CENTER		2	107	98%	109
Riviera Health Resort		108	1	1%	109
BRANDYWYNE HEALTH CARE CENTER		107	2	2%	109
SANTA BARBARA CARE CENTER		84	24	22%	108
TGH URGENT CARE - WESTCHASE			108	100%	108
BREVARD HEALTH ALLIANCE INC		105	3	3%	108
North Lake Care Center		107	1	1%	108
MONROE COUNTY DETENTION CENTER		81	27	25%	108
GADSDEN COUNTY HEALTH DEPARTMENT		95	13	12%	108
NAVY HOSPITAL			108	100%	108
EVANS HEALTH CARE		106	2	2%	108
MENORAH HOUSE		106	1	1%	107
ROYAL CARE OF AVON PARK		104	3	3%	107
BAY VIEW HEALTHCARE		85	22	21%	107
FLOW HEALTH LABORATORIES, LLC		107			107
AESTHETIC ENHANCEMENTS		107			107
PORT CHARLOTTE REHABILITATION CENTER		91	16	15%	107
NORTH FLORIDA EVALUATION AND TREATMENT CENTER	2	99	5	5%	106
HEART OF FLORIDA REGIONAL MED CTR		35	71	67%	106
AHMG SURGICAL SPECIALIST		106			106
HEARTLAND PEDIATRIC ASSOCIATES		88	18	17%	106
DOUGLAS T JACOBSON STATE VETERANS HOME		106			106
SUNSHINE GARDENS		105	1	1%	106
PUBLIC SQUARE PHARMACY LLC		84	22	21%	106
JESSIE TRICE COMMUNITY HEALTH SYSTEM, INC		89	17	16%	106
325TH MEDICAL GROUP		87	19	18%	106
ELMCROFT OF BELLA VITA☐		98	8	8%	106
PRIMECARE AT TWIN LAKES		3	102	97%	105
Baldwin Pediatrix		94	11	10%	105
ST MARK ASSISTED LIVING CENTER	1	92	12	11%	105
ST PETERSBURG PEDIATRICS-SEMINOLE		92	13	12%	105
COASTAL LABORATORIES OF FLORIDA		92	13	12%	105
1ST PRIORITY LAB SERVICES		88	17	16%	105
MEDICAL CONSULTANTS OF FLORIDA DBA	1	90	14	13%	105
NORTH CENTRAL BRONX HOSPITAL		100	5	5%	105
TANVIR H SHAGAR NP		98	7	7%	105
EAST RIDGE RETIREMENT VILLAGE INC		104			104
PEDIATRIC SERVICES OF AMERICA INC		98	6	6%	104
PEDIATRIC CARE CENTER- JACKSONVILLE BEACH		75	29	28%	104
PANIRA HEALTHCARE CLINIC		2	102	98%	104
GRANDE, THE☐	2	98	4	4%	104
VISTA MANOR		92	12	12%	104
AAJ COMPUTER SERVICES, INC		104			104
WINDSOR OAKS		103	1	1%	104
PREDICTIVE LABORATORIES, INC	1	90	13	13%	104

# COVID-19: testing by laboratory

Data through Jun 1, 2021 verified as of Jun 2, 2021 at 09:25 AM

Data in this report are provisional and subject to change.

The numbers in the table below represent the number of Florida and non-Florida residents for whom test results were received by the Department of Health. A person can be tested by more than one laboratory and can have both positive and negative results. **Therefore, the sum of the numbers in each column will be larger than the total number of people tested.**

Reporting lab	Inconclusive	Negative	Positive	Percent positive	Total
ADVENT HEALTH CENTRA CARE - EAST ORLANDO		73	30	29%	103
LAFAYETTE NURSING AND REHABILITATION CENTER		101	2	2%	103
BROOKDALE VERO BEACH SOUTH AL		101	1	1%	102
HENNEPIN HEALTHCARE LABORATORY		102			102
HAWTHORN HOUSE☐		88	14	14%	102
CRESTVIEW URGENT CARE	1	23	78	76%	102
PruittHealth Fleming Island		87	15	15%	102
CENTRAL FLORIDA HEALTH CARE		47	55	54%	102
MACADAMS HOME HEALTH AGENCY		100	1	1%	101
GOLFCREST HEALTHCARE CENTER		101			101
PENNSYLVANIA DEPT OF HEALTH		21	80	79%	101
CCS - BROWARD COUNTY JAIL		94	7	7%	101
LAKE BUTLER HOSPITAL		91	10	10%	101
SUN CLINICAL LABORATORIES		100	1	1%	101
JOHN KNOX VILLAGE OF FLORIDA ALF	1	96	4	4%	101
INSTITUTE OF PATHOLOGY KINGS COUNTY		98	3	3%	101
EMERALD COAST CENTER		97	4	4%	101
SEWALLS POINT PHARMACY INC		92	9	9%	101
KINDRED AT HOME		92	9	9%	101
URGENT CARE USA LLC		2	98	98%	100
CATHOLIC HEALTH SYSTEM DEPT LABORATORY		96	4	4%	100
HUNTSVILLE HOSPITAL LABORATORY		72	28	28%	100
GLOBAL CENTRAL LABS AT PPD	2	88	10	10%	100
GOOD HEARTS COVID TESTING		57	43	43%	100
PREMIUM HEALTH SERVICES OF TAMPA BAY LLC		62	38	38%	100
LPG PRIMARY CARE AT PINE ISLAND		85	15	15%	100
GARDENS AT TERRACINA HEALTH & REHABILITATION		99	1	1%	100
SIGNATURE HEALTHCARE OF MIDDLEBURG		98	2	2%	100
Consulate Health Care of Jacksonville		85	14	14%	99
CENTURY CENTER FOR REHABILITATION & HEALING		81	18	18%	99
HURLBURT FIELD CLINIC		39	60	61%	99
DEVANSH LAB WERKS INC		79	20	20%	99
MINUTECLINIC DIAGNOSTIC OF NEW JERSEY		91	8	8%	99
LEE MEMORIAL HEALTH SYSTEM D/B/A LEE COMMUNITY		93	6	6%	99
University Hills health and Rehabilitation		89	10	10%	99
PERSONAL PEDIATRICS		88	11	11%	99
ROSECASTLE AT DELANEY CREEK		96	2	2%	98
PLAZA OF HALLANDALE BEACH		98			98
MIRIMUS CLINICAL LABS	2	42	54	55%	98
SUNSHINE PEDIATRICS		96	2	2%	98
ST VINCENTS PRIMARY CARE		90	8	8%	98
MEDRITE URGENT CARE		84	14	14%	98
LANDMARK, THE		48	50	51%	98
VALLEY MEDICAL CENTER		91	7	7%	98
URINEGOODHANDS LLC		96	2	2%	98
LAKE SHERIFF		77	21	21%	98
ARBOR TRAIL		78	20	20%	98

# COVID-19: testing by laboratory

Data through Jun 1, 2021 verified as of Jun 2, 2021 at 09:25 AM

Data in this report are provisional and subject to change.

The numbers in the table below represent the number of Florida and non-Florida residents for whom test results were received by the Department of Health. A person can be tested by more than one laboratory and can have both positive and negative results. **Therefore, the sum of the numbers in each column will be larger than the total number of people tested.**

Reporting lab	Inconclusive	Negative	Positive	Percent positive	Total
FLORIDA COMMUNITY HEALTH CENTERS INC			98	100%	98
SEMINOLE COUNTY HEALTH DEPARTMENT		79	19	19%	98
CVS MINUTE CLINIC		3	95	97%	98
KORGENE LAB	1	28	69	70%	98
EMERGENCY PHYSICIANS MEDICAL CENTER LLC		74	24	24%	98
MED & CO INVESTMENT LLC		93	5	5%	98
HEALTH CENTERS AT BRENTWOOD		96	1	1%	97
MEDICAL PAVILION CLINIC		73	24	25%	97
RIDGEWOOD DIAGNOSTIC LABORATORY		92	5	5%	97
ADVENT HEALTH CENTRA CARE - WATERMAN		79	18	19%	97
A COUNTRY PLACE ASSISTED LIVING FACILITY		95	2	2%	97
ERIE COUNTY MEDICAL CTR CLINICAL LABS		93	4	4%	97
SUPERIOR RESIDENCES OF LECANTO		82	15	15%	97
JENNIFER J CHIAVETTA-GRLSANTI DC		80	17	18%	97
TITUSVILLE FAMILY PRACTICE		39	58	60%	97
MINNESOTA TWINS		92	5	5%	97
EAST ALABAMA MEDICAL CENTER LABORATORY		85	12	12%	97
TAMPA BAY CONCIERGE DOCTOR, LLC		93	4	4%	97
SKIPPACK MEDICAL LAB		82	15	15%	97
PEDIATRIC ASSOCIATES ORLANDO		82	14	15%	96
SUNCOAST TECHNICAL COLLEGE SCHOOL OF HEALTH		96			96
BAYSHORE MEMORY CARE☐		96			96
BRIDGEVIEW CENTER LLC☐		81	15	16%	96
MARKET STREET VIERA		95	1	1%	96
QPS, LLC		93	3	3%	96
LABFIRST - DEPARTMENT OF PATHOLOGY		92	4	4%	96
BARRY UNIVERSITY STUDENT HEALTH SERVICES		52	44	46%	96
CONCENTRA - FT LAUDERDALE - COMMERCIAL BLVD		93	2	2%	95
EMPLOYEE WELLNESS PA		75	20	21%	95
CROSS CITY REHABILITATION AND HEALTH CARE CENTER		72	23	24%	95
THE TERRACE OF KISSIMMEE		80	15	16%	95
ROCKLEDGE REGIONAL MEDICAL CENTER		36	59	62%	95
Heartland Health Care Center North Sarasota		81	14	15%	95
PANCARE HEALTH - FREEPORT CLINIC SUITE B		86	9	9%	95
JERICOHO URGENT CARE		90	4	4%	94
OCOEE PEDIATRICS		86	8	9%	94
FLORIDA MEDICAL CLINIC PA		66	28	30%	94
COOPER FAMILY MEDICAL PLLC		74	20	21%	94
NEW SMYRNA BEACH URGENT CARE			94	100%	94
ARTHREX MEDICAL CENTER		54	40	43%	94
LAKE GIBSON VILLAGE, LLC		91	3	3%	94
Conway Lakes Health and Rehabilitation Center		93	1	1%	94
DIAGNOSTIC SOLUTIONS		3	91	97%	94
LEVY COUNTY DEPARTMENT OF HEALTH		67	27	29%	94
Summit Medical Group, Pa DbA Citymd		87	7	7%	94
PERSONAL PEDIATRICS PA		90	4	4%	94
HUNTINGTON HOSPITAL LABORATORY		90	3	3%	93

# COVID-19: testing by laboratory

Data through Jun 1, 2021 verified as of Jun 2, 2021 at 09:25 AM

Data in this report are provisional and subject to change.

The numbers in the table below represent the number of Florida and non-Florida residents for whom test results were received by the Department of Health. A person can be tested by more than one laboratory and can have both positive and negative results. **Therefore, the sum of the numbers in each column will be larger than the total number of people tested.**

Reporting lab	Inconclusive	Negative	Positive	Percent positive	Total
CORNERSTONE PEDIATRICS		76	17	18%	93
BISHOP GRADY VILLAS		91	2	2%	93
PRESERVE AT PALM AIRE	3	90			93
VRL EUROFINs SAN RAMON		93			93
ST VINCENT'S BIRMINGHAM		86	7	8%	93
PLYMOUTH HOME FOR ADULTS, INC.	8	84	1	1%	93
DAVITA LABORATORY		69	23	25%	92
CAMPBELL URGENT CARE		15	77	84%	92
AR ANESTHESIA LLC		90	2	2%	92
MAGNOLIA DIAGNOSTIC		2	90	98%	92
SUWANNEE COUNTY SHERIFF OFFICE		89	3	3%	92
PROMEDICA SENIOR LIVING		86	6	7%	92
DEBARY HEALTH AND REHABILITATION CENTER		88	3	3%	91
LEE PHYSICIAN GROUP COLLEGE POINT		84	7	8%	91
CHAMBREL AT ISLAND LAKE		87	4	4%	91
MINUTECLINIC, LLC		81	10	11%	91
SONORAN DESERT PATHOLOGY ASSOCIATES		3	88	97%	91
AVERO DIAGNOSTICS		67	24	26%	91
HERON CLUB AT PRESTANCIA		89	2	2%	91
BAHIA OAKS LODGE		85	6	7%	91
KEYS MEDICAL GROUP			91	100%	91
LAKELAND REGIONAL HEALTH GATEWAY CENTER		65	26	29%	91
PIERCE INSTRUMENTS INC		89	2	2%	91
MD 365 MEDICAL CARE PLLC		91			91
STUART REHABILITATION AND HEALTHCARE		75	16	18%	91
DELCARE PA		74	17	19%	91
LPG PULMONOLOGY-COCONUT POINT		75	16	18%	91
LEE COMMUNITY HEALTHCARE - LEHIGH		78	13	14%	91
ERIC C MRSHAL, MD, PC #1842		88	3	3%	91
PARK OF THE PALMS INC		90	1	1%	91
ORTHOPAEDIC SURGERY CENTER		91			91
WALGREENS 2941		86	4	4%	90
Lanier Rehab		64	26	29%	90
MANATEE COUNTY JAIL		89	1	1%	90
Winter Garden Rehab and Nursing Facility		79	11	12%	90
ALCALA TESTING & ANALYSIS SERVICES		85	5	6%	90
MIAMI SHORES NURSING & REHAB		89			89
EVENTEST, LLC		87	2	2%	89
FREEDOM INN AT TARPON SPRINGS		82	7	8%	89
NORTH FLORIDA SPINE AND WELLNESS		69	20	22%	89
ATRIUM AT LIBERTY PARK		85	4	4%	89
STUART LODGE LIVING LLC		66	23	26%	89
TAMPA URGENT CARE		1	88	99%	89
ACE BIOMEDICAL LABS LLC		74	15	17%	89
HOLMES COUNTY HEALTH DEPARTMENT	1	74	14	16%	89
CLYDE E LASSEN STATE VETERANS NURSING HOME		62	26	30%	88
TRINITY URGENT CARE		73	15	17%	88

# COVID-19: testing by laboratory

Data through Jun 1, 2021 verified as of Jun 2, 2021 at 09:25 AM

Data in this report are provisional and subject to change.

The numbers in the table below represent the number of Florida and non-Florida residents for whom test results were received by the Department of Health. A person can be tested by more than one laboratory and can have both positive and negative results. **Therefore, the sum of the numbers in each column will be larger than the total number of people tested.**

Reporting lab	Inconclusive	Negative	Positive	Percent positive	Total
GROWING TOGETHER PEDIATRICS, LLC		82	6	7%	88
NORTH FLORIDA PHARMACY		77	11	13%	88
GRAND ST PAUL CVS		85	3	3%	88
GOVERNOR'S CREEK HEALTH & REHABILITATION		87	1	1%	88
PRODUCTION HEALTH SAFETY MANAGEMENT		86	2	2%	88
BAYLOR GENETICS		75	13	15%	88
EISENHOWER ARMY MEDICAL CENTER		80	7	8%	87
NORTH SHORE UNIVERSITY HOSPITAL LABORATORY		80	7	8%	87
WALGREENS #12673		83	4	5%	87
PACIFIC ANALYTICS			87	100%	87
LAKE HOWELL FAMILY MEDICINE ASSOCIATES		70	17	20%	87
BRANDON HEALTH AND REHABILITATION CENTER	1	85	1	1%	87
BEACHES PEDIATRICS PA		82	5	6%	87
UNIVERSITY OF NEW MEXICO HOSPITAL		87			87
JACOBI MEDICAL CENTER		82	5	6%	87
BARNETT PARK		2	85	98%	87
CENTRAL FLORIDA PEDIATRICS		39	47	55%	86
NICEVILLE URGENT CARE		38	48	56%	86
DISCOVERY VILLAGE AT THE FORUM		86			86
GRAND VILLA OF DEL RAY WEST		80	6	7%	86
BRILLIANCE ASSISTED LIVING		69	17	20%	86
ARCPOINT LABS OF WEST PALM BEACH		43	43	50%	86
ADVENTHEALTH MEDICAL GROUP MULTISPECIALTY			86	100%	86
PENSACOLA DEVELOPMENTAL CENTER		67	19	22%	86
ROSECASTLE OF JACKSONVILLE LLC		83	2	2%	85
BROWARD HEALTH MEDICAL CENTER CLINICAL LAB			85	100%	85
Grand Villa of Clearwater		79	6	7%	85
BioReference Laboratories, Inc		12	73	86%	85
MEADOWCREST FAMILY PHYSICIANS PA	1	60	24	28%	85
NITE LITE PEDIATRICS - JACKSONVILLE		76	9	11%	85
STONY BROOK SOUTHAMPTON		83	2	2%	85
ARBOR OAKS AT TYRONE	9	74	2	2%	85
W. FRANK WELLS NURSING HOME		84	1	1%	85
PRMG - EAST NAPLES	1	73	11	13%	85
PINES OF SARASOTA GARDEN		84			84
THE TRADITION OF THE PALM BEACHES		81	3	4%	84
PANCARE HEALTH - MALONE CLINIC		77	7	8%	84
LONG TERM CARE OF JAY, LLC		63	21	25%	84
LABCORP EMPLOYER SERVICES		82	1	1%	83
LAB PLUS, LLC AT SAINT THOMAS WEST HOSPITAL		69	14	17%	83
LAKE CITY VA MEDICAL CENTER			83	100%	83
CANOPY ON BERRYHILL, THE		51	32	39%	83
GRAND VILLA OF ALTAMONTE SPRINGS		76	7	8%	83
MINUTECLINIC DIAGNOSTIC OF KANSAS, PA		74	9	11%	83
MINUTECLINIC DIAGNOSTIC OF SOUTH CAROL		76	7	8%	83
FERN PARK DEVELOPMENTAL CENTER		29	54	65%	83
CLEARWATER PAIN MANAGEMENT ASSOCIATES		81	2	2%	83



# COVID-19: testing by laboratory

Data through Jun 1, 2021 verified as of Jun 2, 2021 at 09:25 AM

Data in this report are provisional and subject to change.

The numbers in the table below represent the number of Florida and non-Florida residents for whom test results were received by the Department of Health. A person can be tested by more than one laboratory and can have both positive and negative results. **Therefore, the sum of the numbers in each column will be larger than the total number of people tested.**

Reporting lab	Inconclusive	Negative	Positive	Percent positive	Total
MID FLORIDA PRIMARY CARE PA		69	14	17%	83
ENCOMPASS HEALTH REHABILITATION HOSPITAL OF OCALA		81	1	1%	82
WEST VOLUSIA FAMILY AND SPORTS MEDICINE		75	7	9%	82
SOUTH BAY CORRECTIONAL FACILITY		73	9	11%	82
AIR, LAND & SEA PHYSICALS & CONSULTATIONS, LLC		81	1	1%	82
Lexington Health and Rehabilitation Center		82			82
THE PAVILION FOR HEALTH CARE		72	10	12%	82
DEVELOPMENTAL DISABILITIES DEFENDANT PROGRAM		80	2	2%	82
NOMI HEALTH LAB SERVICES LLC		9	73	89%	82
ENCOMPASS HEALTH REHABILITATION OF ALTAMONTE		77	5	6%	82
MICHAEL A VENAZIO MD		77	4	5%	81
HERITAGE HEALTHCARE AND REHABILITATION CENTER		81			81
LAB		29	52	64%	81
SUMTER PEDIATRICS		76	5	6%	81
PANCARE HEALTH - JACKSON COUNTY		68	13	16%	81
MEDCOR CORPORATE CLINIC		80	1	1%	81
BIO-TECH CLINICAL LABORATORIES		41	40	49%	81
MULBERRY'S MOBILE PROVIDER SERVICES LLC		60	20	25%	80
ORLANDO CLINICAL RESEARCH CENTER		77	3	4%	80
BALMORAL TENANT SERVICES INC	1	43	36	45%	80
VETERANS AFFAIRS MEDICAL CENTER - PALO ALTO		28	51	65%	79
MICHAEL AKPEKE MD		70	9	11%	79
CBS LABS OF TAMPA LLC		3	76	96%	79
BOND CLINIC PA		46	33	42%	79
OPTIMAL CARE PEDIATRICS		57	22	28%	79
EDGEWATER AT WATERMAN VILLAGE		78	1	1%	79
CENTRAL BALDWIN IMMEDIATE CARE & FAMILY PRACTICE		61	18	23%	79
BRADFORD COUNTY HEALTH DEPARTMENT		78	1	1%	79
ERDOX		74	5	6%	79
NORTH FLORIDA PEDIATRICS - JACKSONVILLE		71	8	10%	79
LPG PRIMARY CARE AT COLONIAL CENTER DRIVE		69	9	12%	78
ACCESS 365 URGENT CARE		51	27	35%	78
DOH-WEST PALM BEACH BRANCH LABORATORY		3	75	96%	78
FAST PACE MEDICAL CLINIC, PLLC		65	13	17%	78
LUTHERAN HAVEN ASSISTED LIVING		78			78
NEW MEXICO STATE PUBLIC HEALTH DIVISION		78			78
THOMAS INTERNAL MEDICINE		65	13	17%	78
BAYCARE MEDICAL GROUP		71	7	9%	78
Casa Mora Rehabilitation & Extended Care		76	2	3%	78
TOWERS HOME CARE		74	4	5%	78
LAKE MORTON PLAZA		75	3	4%	78
PALM RIVER COMMUNITY HEALTH CENTER		68	9	12%	77
ASSOCIATED CLINICAL LABORATORIES		69	8	10%	77
ORANGE CITY NURSING AND REHAB		75	2	3%	77
HEALTH FIRST - PALM BAY HOSPITAL		2	75	97%	77
THE GOOD SHEPARDS OF DELAND-WEST		76	1	1%	77
PALM BAY URGENT CARE		31	46	60%	77

# COVID-19: testing by laboratory

Data through Jun 1, 2021 verified as of Jun 2, 2021 at 09:25 AM

Data in this report are provisional and subject to change.

The numbers in the table below represent the number of Florida and non-Florida residents for whom test results were received by the Department of Health. A person can be tested by more than one laboratory and can have both positive and negative results. **Therefore, the sum of the numbers in each column will be larger than the total number of people tested.**

Reporting lab	Inconclusive	Negative	Positive	Percent positive	Total
CHIPOLA QUICK CARE		67	10	13%	77
WALGREENS 9627		71	6	8%	77
BOND CLINIC DR ELDEEB		38	39	51%	77
WELLSTAR KENNESTONE HOSPITAL		69	8	10%	77
WOMENS CARE FLORIDA LABORATORY		70	7	9%	77
BLUE SPRINGS SURGERY CENTER		76			76
SUNCOAST OPTIMAL WELLNESS		23	53	70%	76
S-H THIRTY-FIVE OPCO- PORT ST LUCIE, LLC	1	75			76
MINUTECLINIC DIAGNOSTIC OF HAWAII LLC		69	7	9%	76
WINDSOR REFLECTIONS		75	1	1%	76
PROMEDICA LABORATORIES		21	55	72%	76
FLORIDA HEALTH CARE DELAND			76	100%	76
EXPRESS CARE OF TAMPA BAY LLC	1	23	52	68%	76
CLINICAL PATHOLOGY ASSOCIATES-SONIC REFERENCE LAB		76			76
DYNAMIC MEDICAL USA			76	100%	76
CAMP BOGGY CREEK		75	1	1%	76
MOBILE PHYSICIAN SERVICES INC		68	8	11%	76
WILSON MEMORIAL REGIONAL MEDICAL CENTER		71	4	5%	75
GOLDEN POND COMMUNITIES		74	1	1%	75
ST JOSEPHS CHILDRENS OUTREACH		2	73	97%	75
BROWARD HEALTH MEDICAL CENTER		3	72	96%	75
MD LABS		48	27	36%	75
WALGREENS #05625		70	5	7%	75
ELLKAY HEALTHCARE DATA PLUMBERS	52	19	4	5%	75
SOS MOBILE MEDICAL CARE LLC		63	12	16%	75
WATERCREST ST LUCIE WEST	1	69	5	7%	75
ADVENTHEALTH EXPRESSCARE		45	30	40%	75
EAST HILL PHARMACY		55	20	27%	75
MED EXPRESS		6	69	92%	75
CITY OF OCALA EMPLOYEE HEALTH AND WELLNESS CENTER		68	7	9%	75
HARMONY CLINIC		1	73	99%	74
SMH PHYSICIAN SERVICES INC		73	1	1%	74
SCOTT LAKE HEALTH AND REHABILITATION CENTER		71	3	4%	74
CAREATC INC BRANDON	22	47	5	7%	74
BOND AND STEELE CLINIC, PA		59	15	20%	74
NORTH FLORIDA PEDIATRICS		57	17	23%	74
GV NAPLES OPCO, LLC		73	1	1%	74
EC OPCO PENSACOLA, LLC		73	1	1%	74
OAK MANOR NURSING HOME		70	4	5%	74
BROOKDALE OVIEDO		72	2	3%	74
SAFARI PEDIATRICS PA		72	2	3%	74
MINUTECLINIC DIAGNOSTIC MEDICAL GROUP		69	5	7%	74
TGH URGENT CARE - WESLEY CHAPEL			74	100%	74
WALGREEN		60	14	19%	74
HAWTHORNE INN OF LAKE LAND		74			74
NOAH CLINICAL LABORATORY		63	11	15%	74
VIP WALK IN CLINIC		50	24	32%	74

# COVID-19: testing by laboratory

Data through Jun 1, 2021 verified as of Jun 2, 2021 at 09:25 AM

Data in this report are provisional and subject to change.

The numbers in the table below represent the number of Florida and non-Florida residents for whom test results were received by the Department of Health. A person can be tested by more than one laboratory and can have both positive and negative results. **Therefore, the sum of the numbers in each column will be larger than the total number of people tested.**

Reporting lab	Inconclusive	Negative	Positive	Percent positive	Total
INDIGO MANOR☐		24	50	68%	74
CONSULATE HEALTH CARE – LAKE MARY		72	1	1%	73
DISCOVERY VILLAGE AT PALM BEACH GARDENS		71	2	3%	73
MOORE DIAGNOSTIC LABORATORY, INC		73			73
ADVENT HEALTH - PALM COAST		2	71	97%	73
ST FRANCIS HOSPITAL		65	8	11%	73
UNITED MEDICAL LABS INC		72	1	1%	73
ORLANDO ORTHOPAEDIC OUTPATIENT SURGERY CENTER		67	6	8%	73
Stratford Court of Palm Harbor		63	10	14%	73
LAKE CO EMPLOYEE HEALTH AND WELLNESS CENTER		65	8	11%	73
INTERNAL MEDICINE ASSOCIATES PA		68	5	7%	73
SIDDH INC DBA SAN CARLOS PHARMACY		69	4	5%	73
EVIVIA		70	3	4%	73
HAVEN OF OUR LADY OF PEACE		72			72
BIOREFERENCE LABORATORIES INC		11	61	85%	72
DOT DOC SARASOTA		63	9	13%	72
Heritage Park Care and Rehabilitation		72			72
CRAIG BERGER MD PL D/B/A BAY AREA EYE INSTITUTE		72			72
KESHAV RX LLC		59	13	18%	72
GOOD SAMARITAN SOCIETY		72			72
MINUTE CLINIC DIAGNOSTIC OF VIRGINIA, LLC		68	4	6%	72
EAST CENTRAL FLORIDA OUTPATIENT IMAGING		50	21	30%	71
INN AT ASTON GARDENS AT PELICAN POINTE,THE		67	4	6%	71
AMMON LABS		61	10	14%	71
CL BRUMBACK PRIMARY CARE CLINICS		17	54	76%	71
ADVENT HEALTH - LAKE MARY		61	10	14%	71
ADVANCED LAB		67	4	6%	71
STERLING HOUSE OF TALLAHASSEE	3	62	6	8%	71
THE CLUB AT BOYNTON BEACH, LLC		68	2	3%	70
CP/AIG PENSACOLA DEVELOPMENT LLC		67	3	4%	70
PLANTATION GENERAL HOSPITAL CLINICAL LAB		26	44	63%	70
ADVANCE URGENT CARE CENTER, LLC		22	48	69%	70
SUMMIT AT VENICE	2	63	5	7%	70
USF HEALTH MORSANI CENTER		5	65	93%	70
Highlands Regional Hospital		63	7	10%	70
WELLMED AT NEW TAMPA		56	14	20%	70
CALHOUN COUNTY HEALTH DEPT		40	30	43%	70
SUNCOAST COMMUNITY HEALTH CENTERS PEDIATRICS		21	49	70%	70
LINCOLN MEDICAL AND MENTAL HEALTH CENTER		66	3	4%	69
SARNO FAMILY PRACTICE		49	20	29%	69
MEMORIAL MANOR		69			69
HEALTHPARK MEDICAL CTR NURSING SVC		69			69
PINELLAS PARK FIRE DEPARTMENT		65	4	6%	69
CORAL GABLES HOSPITAL			69	100%	69
SAN JOSE SENIOR CARE LLC	1	43	25	36%	69
ENCOMPASS HEALTH REHABILITATION		66	3	4%	69
REOPEN DIAGNOSTICS			69	100%	69

# COVID-19: testing by laboratory

Data through Jun 1, 2021 verified as of Jun 2, 2021 at 09:25 AM

Data in this report are provisional and subject to change.

The numbers in the table below represent the number of Florida and non-Florida residents for whom test results were received by the Department of Health. A person can be tested by more than one laboratory and can have both positive and negative results. **Therefore, the sum of the numbers in each column will be larger than the total number of people tested.**

Reporting lab	Inconclusive	Negative	Positive	Percent positive	Total
PARKSIDE INN	3	64	2	3%	69
GENPATH			69	100%	69
ADVENTHEALTH MEDICAL GROUP FAMILY & INTERNAL		35	34	49%	69
ADVENTHEALTH MEDICAL GROUP FAMILY MEDICINE		63	5	7%	68
BIG BOCA SMILES LLC		66	2	3%	68
SOMERBY OF SANTA ROSA BEACH		59	9	13%	68
A & B PHARMACY		67	1	1%	68
SAMFORD UNIVERSITY HEALTH SERVICES		67	1	1%	68
AEL- MEMPHIS		17	51	75%	68
ATRIA PARK OF LAKE FOREST (WG HERITAGE LF LLC)		66	2	3%	68
ADVENT HEALTH - MOUNT DORA		11	57	84%	68
FLORIDA HEALTH CARE		8	60	88%	68
Carrollwood Care Center		68			68
MARQUIS LABS, LLC		65	2	3%	67
MEASE MANOR INC		63	4	6%	67
GREENSBORO PATHOLOGY LLC		55	12	18%	67
NORTHSIDE HOSPITAL EMERGENCY DEPT		63	4	6%	67
FLORIDA HOSPITAL PHYSICIAN GROUP		40	27	40%	67
Palms at Ponte Vedra Assisted Living and Memory Care		64	3	4%	67
APC PEDIATRICS AT RYE ROAD MEDICAL PARK		63	4	6%	67
FORT PIERCE FAMILY CARE INC		61	6	9%	67
Grace Rehabilitation of Vero Beach		65	1	2%	66
PINELLAS INTERNAL MEDICINE ASSOCIATES	1	60	5	8%	66
TROY REGIONAL MEDICAL CENTER		55	11	17%	66
VETERANS AFFAIRS MEDICAL CENTER - GULF COAST		27	39	59%	66
MEDLOGIC LABORATORIES		3	63	95%	66
MINUTECLINIC DIAGNOSTIC OF LOUISIANA,		63	3	5%	66
HERNANDO COUNTY FIRE RESCUE DISTRICT		32	34	52%	66
ENCOMPASS HEALTH REHABILITATION HOSPITAL OF PANAMA CITY		61	5	8%	66
Bon Secours Maria Manor		60	6	9%	66
NORTH FLORIDA MEDICAL CENTER		59	7	11%	66
NEMOURS CHILDRENS PRIMARY CARE OVIEDO		51	15	23%	66
CAPE REGIONAL MEDICAL CENTER		63	3	5%	66
CHILDREN'S HOSPITAL OF ALABAMA		65	1	2%	66
FAMILY HEALTH CENTER		46	20	30%	66
OKEECHOBEE URGENT CARE		17	49	74%	66
PREMISE HEALTH MIA		27	39	59%	66
ADVENT HEALTH CENTRA CARE - WINTER GARDEN		20	46	70%	66
AMERICAN FAMILY MEDICAL		53	13	20%	66
LIGHTHOUSE PEDIATRICS OF NAPLES		58	8	12%	66
VENICE URGENT CARE - GULF COAST		7	59	89%	66
MEDEX MEDICAL EXPRESS OF PALATKA			66	100%	66
LAKE INTERNAL MEDICINE ASSOCIATES PA		58	8	12%	66
NXGEN MDX		20	45	69%	65
DAYTONA BEACH OPC		60	5	8%	65
VIERA HEALTH AND REHABILITATION CENTER		62	3	5%	65
BROOKDALE CENTRE POINTE	1	64			65

# COVID-19: testing by laboratory

Data through Jun 1, 2021 verified as of Jun 2, 2021 at 09:25 AM

Data in this report are provisional and subject to change.

The numbers in the table below represent the number of Florida and non-Florida residents for whom test results were received by the Department of Health. A person can be tested by more than one laboratory and can have both positive and negative results. **Therefore, the sum of the numbers in each column will be larger than the total number of people tested.**

Reporting lab	Inconclusive	Negative	Positive	Percent positive	Total
DAVID POSNACK JEWISH DAY SCHOOL		65			65
WADSWORTH HEALTH CENTER		62	3	5%	65
OUT OF STATE		40	25	38%	65
HORIZON ALF		64	1	2%	65
CARLTON SHORES HEALTH AND REHABILITATION CENTER		64	1	2%	65
SUMMER VISTA ASSISTED LIVING		38	27	42%	65
S-H THIRTY FIVE OPCO - ORANGE CITY, LLC		55	10	15%	65
HUNT CLUB MEDICAL		34	31	48%	65
LPG CONVENIENT CARE AT PINE ISLAND ROAD		59	6	9%	65
SOUTHSIDE HOSPITAL NORTHWELL HEALTH LABORATORY		56	9	14%	65
MINUTECLINIC DIAGNOSTIC OF NORTH CAROLINA		63	2	3%	65
GRAND VILLA OF ST. PETERSBURG		63	2	3%	65
MICHIGAN DEPARTMENT OF HEALTH AND HUMAN SERVICES	1		64	98%	65
GREENLEAF ALF		63	1	2%	64
JOSEPH L MORSE GERIATRIC CENTER	2	59	3	5%	64
ST CLOUD PHYSICIAN MANAGEMENT LLC DBA ST CLOUD		30	34	53%	64
DEPT OF VA MED CENTE-WEST PALM BEACH			64	100%	64
Manor Care of Dunedin	1	54	9	14%	64
TRINITY AL SENIOR HOUSING LLC		45	19	30%	64
FLORIDA MEDICAL CLINIC IM MLK		40	24	38%	64
SILVER LAKE PEDIATRICS PA		57	7	11%	64
CARE CENTERS OF NASSAU LLC MINER ROAD SOUTH		64			64
CINNAMON COVE ALF		63	1	2%	64
ADVENTHEALTH MEDICAL GROUP PULMONOLOGY		57	7	11%	64
BURRY'S PHARMACY INC		39	25	39%	64
BAYOU GARDENS DUNEDIN LLC		64			64
ENCOMPASS HEALTH REHABILITATION HOSPITAL OF MIAMI		63	1	2%	64
SARATOGA HOSPITAL LABORATORY		57	6	10%	63
EMORY CLINIC, THE		58	5	8%	63
MEASE CONTINUING CARE		61	2	3%	63
HOLY NAME HOSPITAL LABORATORY		61	2	3%	63
MAUREEN OROURKE-FUTEY			63	100%	63
LAKELAND REGIONAL HEALTH		38	25	40%	63
GULFSIDE HOSPICE INC		59	4	6%	63
MEDI CLINIC SARASOTA INC		62	1	2%	63
SOUTH FLORIDA BAPTIST HOSPITAL			63	100%	63
ALL AMERICAN URGENT CARE			63	100%	63
FINLAY CLINICAL LABORATORY		20	43	68%	63
Beacon OHSS		63			63
LONG ISLAND JEWISH MED CTR		57	6	10%	63
BEEHIVE HOMES OF GULF BREEZE		47	16	25%	63
BIG BEND CARES, INC		55	8	13%	63
ALEXANDER NININGER STATE VETERANS		62			62
TUKA PEDIATRICS		8	54	87%	62
SPRING MANOR ASSISTED LIVING		62			62
LEE MEMORIAL HEALTH SYSTEM		56	6	10%	62
ELITE HOME HEALTH SERVICES		62			62



# COVID-19: testing by laboratory

Data through Jun 1, 2021 verified as of Jun 2, 2021 at 09:25 AM

Data in this report are provisional and subject to change.

The numbers in the table below represent the number of Florida and non-Florida residents for whom test results were received by the Department of Health. A person can be tested by more than one laboratory and can have both positive and negative results. **Therefore, the sum of the numbers in each column will be larger than the total number of people tested.**

Reporting lab	Inconclusive	Negative	Positive	Percent positive	Total
EVAN R SHAPIRO MD PA		62			62
MENTAL HEALTH CARE INC		53	9	15%	62
EMERALD COAST HOSPICE		61	1	2%	62
CDR MAGUIRE INC	1	7	54	87%	62
ACTIVE SENIOR LIVING		60	2	3%	62
PALM BAY PEDIATRICS		41	21	34%	62
TBI RESIDENTIAL SERVICES, INC.		51	11	18%	62
WAVE CREST HEALTH AND REHABILITATION CENTER		59	3	5%	62
OVERLOOK HOSPITAL LABORATORY		57	5	8%	62
VALENCIA HOUSE ALF		59	2	3%	61
RITECARE MED CTR H			61	100%	61
WASHINGTON REHABILITATION AND NURSING CENTER		51	10	16%	61
JACK BANDEL MD PA		57	4	7%	61
INTERNAL MEDICINE SPECIALIST		55	6	10%	61
EMORY UNIVERSITY HOSPITAL		52	9	15%	61
81ST MEDICAL GROUP		28	32	53%	60
CITYMD OF MANAHAWKIN		57	3	5%	60
PATIENTS CHOICE LAB OF IND, LLC		52	8	13%	60
GRAND AVENUE RX			60	100%	60
NORTH CAROLINA DEPARTMENT OF HEALTH & HUMAN SERVICES	1		59	98%	60
THE PRESERVE AT CLEARWATER		58	2	3%	60
WILLOWS AT WILDWOOD, THE		54	6	10%	60
INTERNAL LAB		50	10	17%	60
Glen Oaks Health and REhabilitation		60			60
BOCA BIOLISTICS LLC		46	14	23%	60
IMMEDIATE CARE PA		56	4	7%	60
BARNES HEALTHCARE OF FLORIDA LLC		56	4	7%	60
TWIN CREEKS ASSISTED LIVING & MEMORY CARE		57	3	5%	60
OPTUMCARE SOUTH FLORIDA, LLC		51	9	15%	60
SONATA BOCA RATON		54	6	10%	60
RESIDENTIAL PLAZA AT BLUE LAGOON INC		56	4	7%	60
HIALEAH HOSPITAL RESPIRATORY DEPT			59	100%	59
BIOTECH		52	7	12%	59
ADVENT HEALTH EXPRESS CARE		7	52	88%	59
TNC WALK IN CLINIC		46	13	22%	59
CARDIOLOGY AND MEDICINE ASSOCIATES		43	16	27%	59
EP MEDICAL EQUIPMENT PHARMACY		51	8	14%	59
MINUTECLINIC, LLC, DBA MINUTECLINIC #5		54	5	8%	59
BUECHELE DENTAL PA DBA CLERMONT FAMILY DENTISTRY		49	10	17%	59
CONCENTRA URGENT CARE		55	4	7%	59
VOLUSIA COUNTY BRANCH JAIL		1	58	98%	59
REGENCY PARK ASSISTED LIVING FACILITY		57	2	3%	59
LINCOLN DIAGNOSTIC LAB		57	2	3%	59
KEY WEST MEDICAL CENTER	1	51	7	12%	59
MILLENIUM PHYSICIANS GROUP		1	58	98%	59
THE MEDICAL GROUP OF SOUTH FLORIDA INC		53	6	10%	59
STEINHATCHEE FAMILY MEDICAL CENTER	1	50	8	14%	59

# COVID-19: testing by laboratory

Data through Jun 1, 2021 verified as of Jun 2, 2021 at 09:25 AM

Data in this report are provisional and subject to change.

The numbers in the table below represent the number of Florida and non-Florida residents for whom test results were received by the Department of Health. A person can be tested by more than one laboratory and can have both positive and negative results. **Therefore, the sum of the numbers in each column will be larger than the total number of people tested.**

Reporting lab	Inconclusive	Negative	Positive	Percent positive	Total
UHEALTH AT FISHER ISLAND			59	100%	59
BAY STREET PHARMACY☐		53	5	9%	58
CENTRA CARE – LAKE NONA		7	51	88%	58
COOPER FAMILY MEDICAL, PLLC		48	10	17%	58
SOUTHEAST GEORGIA HEALTH SYSTEM, INC		53	5	9%	58
MARIANNA HEALTH AND REHABILITATION CENTER		57	1	2%	58
PROFESSIONAL PEDIATRICS		56	2	3%	58
VPA PC LAB		48	10	17%	58
KINDRED HOSPITAL CENTRAL TAMPA BLOOD GAS	1	52	5	9%	58
Margate Health and Rehabilitation Center		56	2	3%	58
GENTIVA HEALTH SERVICES CERTIFIED INC		54	4	7%	58
IMA MEDICAL CENTER		38	19	33%	57
KAPG FLEMING ISLAND SENIOR HOUSING OPCO LLC	1	56			57
ASCENSION SACRED HEART BAY LABORATORY		54	3	5%	57
MALCOM RANDALL DEPT OF VAMC			57	100%	57
LONG ISLAND UNIVERSITY - POST CAMPUS		52	5	9%	57
ALZHEIMERS CARE CENTER OF VIERA LTD		37	20	35%	57
GRAND VILLA OF PINELLAS PARK		55	2	4%	57
LAKE COUNTY SCHOOLS EMPLOYEE HEALTH CENTER		44	13	23%	57
TRADITIONAL HOME HEALTH OF PALM BEACH INC		55	2	4%	57
WEST ISLIP URGENT CARE		52	5	9%	57
GENESIS DERMATOLOGY		53	4	7%	57
NEW YORK PRESBYTERIAN - QUEENS DIAGNOSTIC		53	4	7%	57
THE CANOPY AT BERRYHILL		57			57
AMELIA ASSISTED LIVING FACILITY		57			57
JFK MEDICAL CENTER NORTH LAB		1	56	98%	57
PENNSYLVANIA DEPARTMENT OF HEALTH BUREAU OF LABORATORIES			57	100%	57
GRAND VILLA OF ENGLEWOOD		52	5	9%	57
NITE LITE PEDIATRICS - PORT ST. LUCIE		47	9	16%	56
ROCHESTER GENERAL HOSPITAL LABORATORY		52	4	7%	56
PATHOLOGY CONSULTANTS OF NEW MEXICO		56			56
LEE COMMUNITY HEALTHCARE INC CAPE CORAL		53	3	5%	56
EAGLES WATCH CLUSTER		47	9	16%	56
MEDI PARTNERS OF S FLORIDA LLC		56			56
LITTLE NECK URGENT CARE		54	2	4%	56
TIFFANY HALL NURSING AND REHAB		44	12	21%	56
SONATA HUNTERS CREEK		47	8	15%	55
HOUSE CALLS PROFESSIONAL LLC		51	4	7%	55
SUNSHINE PEDIATRICS OF CENTRAL FLORIDA PL		52	3	5%	55
Grand Villa of Deerfield Beach		51	4	7%	55
HIGHLANDS COUNTY FIRE RESCUE		55			55
KENDALL REGIONAL MEDICAL CENTER LAB	3		52	95%	55
CARE 4 U MANAGEMENT, INC			55	100%	55
GRAND VILLA OF NEW PORT RICHEY		48	7	13%	55
ROYAL PALM SENIOR RESIDENCE		55			55
Jupiter Medical Center Pavilion		54	1	2%	55
OCCUPATIONAL HEALTH CENTERS OF THE SOUTHWEST PA		49	6	11%	55

# COVID-19: testing by laboratory

Data through Jun 1, 2021 verified as of Jun 2, 2021 at 09:25 AM

Data in this report are provisional and subject to change.

The numbers in the table below represent the number of Florida and non-Florida residents for whom test results were received by the Department of Health. A person can be tested by more than one laboratory and can have both positive and negative results. **Therefore, the sum of the numbers in each column will be larger than the total number of people tested.**

Reporting lab	Inconclusive	Negative	Positive	Percent positive	Total
PREMIER MEDICAL ASSOCIATES ALL FLORIDA LLC		54	1	2%	55
FAMILY EXTENDED CARE OF PUNTA GORDA		54			54
CDR MAGUIRE - MIAMI BEACH CC MISSION 17388		2	52	96%	54
APOLLOMDX LABS		32	22	41%	54
UNITED LABORATORY SERVICES CORPORATION		38	16	30%	54
JUNIPER VILLAGE AT NAPLES		53	1	2%	54
MIAMI CLINICAL RESEARCH CORP		12	42	78%	54
ST. CLOUD MEDICAL GROUP		54			54
LPG PRIMARY CARE AT CAPE CORAL PARKWAY		46	8	15%	54
SARASOTA CO. HEALTH DEPT # 58		40	14	26%	54
CITY OF CAPE CORAL		40	14	26%	54
PORT SAINT JOHN FAMILY PRACTICE		35	19	35%	54
CAMBRIDGE SECURITY SERVICES		51	3	6%	54
BASSETTI MEDICAL RESEARCH INC		35	19	35%	54
FUTURE PEDIATRICS		51	3	6%	54
ORCHID COVE AT DAYTONA		45	9	17%	54
NORTHWESTERN UNIV JACOBS CTR COVID 19 TESTING SITE		54			54
CERTUS MTD OPCP LLC		52	2	4%	54
CVS MINUTE CLINIC DIAGNOSTIC OF NORTH CAROL		47	7	13%	54
COURTYARD GARDENS OF BOYNTON BEACH, LLC		51	3	6%	54
QHC UPSTATE MEDICAL PC		43	11	20%	54
HOME CARE PHARMACY		53	1	2%	54
CLERMONT HEALTH AND REHAB		40	14	26%	54
CIMA MEDICAL CENTER		52	1	2%	53
PANCARE HEALTH - BAY COUNTY - YOUNGSTOWN		48	5	9%	53
BITTINGS APOTHECARY INC		47	6	11%	53
MINUTECLINIC DIAGNOSTIC OF LOUISIANA		50	3	6%	53
SOMERSET			53	100%	53
THE PALMS PHARMACY, INC		50	3	6%	53
FLAGLER HOSPITAL INC	2		51	96%	53
MISSION OAKS ASSISTED LIVING		51	2	4%	53
LABORATORY MEDICINE CONSULTANTS-LMC PA		49	4	8%	53
UNIVERSITY OF WEST FLORIDA, THE		52	1	2%	53
QUOTIENT SCIENCES LABS LLC			53	100%	53
NIGHT LITE PEDIATRICS CENTER LLC		10	43	81%	53
PINES NURSING HOME		51	2	4%	53
LMH SKILLED NURSING UNIT		53			53
ALLIANCE COMMUNITY FOR RETIREMENT LIVING		53			53
Osprey Point Nursing Center		51	2	4%	53
Citymd Of Toms River		46	7	13%	53
ADVENT HEALTH MEDICAL GROUP OB GYN AT		47	6	11%	53
ST ANTHONYS PRIMARY CARE LLC/JACKSON STREET			53	100%	53
JACKSONVILLE PEDIATRICS		32	21	40%	53
PHILLIPPE RIDGE		40	12	23%	52
ATRIA WILLOW WOOD		50	2	4%	52
ROADS PEDIATRICS,LLC		49	3	6%	52
ADVENT HEALTH		49	3	6%	52

# COVID-19: testing by laboratory

Data through Jun 1, 2021 verified as of Jun 2, 2021 at 09:25 AM

Data in this report are provisional and subject to change.

The numbers in the table below represent the number of Florida and non-Florida residents for whom test results were received by the Department of Health. A person can be tested by more than one laboratory and can have both positive and negative results. **Therefore, the sum of the numbers in each column will be larger than the total number of people tested.**

Reporting lab	Inconclusive	Negative	Positive	Percent positive	Total
MEDPEDS ASSOCIATES OF SARASOTA PA		47	5	10%	52
LPG PRIMARY CARE AT BONITA BAY LIFESTYLE CENTER		47	5	10%	52
ADVENT HEALTH - LAKE WALES		40	12	23%	52
PEDIATRICS IN BREVARD-COCOA BEACH		47	5	10%	52
MARQUESA MEDICAL		48	4	8%	52
SNH BRFL TENANT LLC	2	50			52
WEISS PEDIATRIC CARE LLC		37	15	29%	52
MADISON COUNTY MEMORIAL HOSPITAL LABORATORY		15	37	71%	52
LYSTER ACH FT RUCKER AL		49	3	6%	52
AU MEDICAL CENTER, INC	1	46	5	10%	52
FELICIDAD MEDICAL CENTER		5	47	90%	52
HEALTH FIRST - CAPE CANAVERAL HOSPITAL		1	50	98%	51
FLORIDA PEDIATRIC GROUP PA		42	9	18%	51
WG EVERGREEN WOODS SH LLC		51			51
INN AT THE FOUNTAINS, THE		34	17	33%	51
SUNSHINE ASSISTED LIVING		51			51
WALGREENS #04569		47	4	8%	51
LPG PEDIATRICS AT PAGE FIELD		50	1	2%	51
WALGREENS #10373		49	2	4%	51
PATRICK MANOR INCORPORATED		51			51
EC OPCO TIMBERLIN PARC LLC		51			51
GULFVIEW MEDICAL INSTITUTE		51			51
MEDEMERGE		48	3	6%	51
PRACTICE MANAGEMENT OF AMERICA, INC.		7	44	86%	51
BAYSIDE LABORATORIES INC		51			51
BENTON HOUSE OF PORT ORANGE		44	7	14%	51
AVANTE ST CLOUD		48	3	6%	51
SOUTH CAROLINA DEPT OF HEALTH AND ENVIRONMENT CONTROL		11	40	78%	51
UNION MEDICAL CARE		51			51
CRESTVIEW IMMEDIATE CARE LL		27	24	47%	51
THORNBURG PEDIATRICS		47	4	8%	51
SOUTHEAST ALABAMA MEDICAL CENTER			51	100%	51
BETHUNE-COOKMAN UNIVERSITY		32	18	36%	50
THE LODGE AND REHABILITATION CENTER		34	16	32%	50
CARE CENTERS OF NASSAU LLC MINER ROAD NORTH		50			50
WELLMED AT PLANT CITY		29	21	42%	50
A AND R RESEARCH GROUP LLC		45	5	10%	50
Grand Villa of Dunedin		44	6	12%	50
REVA INC		46	4	8%	50
GRAMERCY PARK URGENT CARE		48	2	4%	50
CARE ATC - ANDES			50	100%	50
PORT ST. LUCIE - ZAXBY'S		50			50
MARCO ISLAND MEDICAL CENTER		37	13	26%	50
KISSIMMEE VA OUTPATIENT CLINIC		47	3	6%	50
POPLAR HEALTHCARE PLLC	1	11	38	76%	50
RAINBOW PEDIATRICS PC LLC / BREAKFAST POINT		39	11	22%	50
NAPLES PEDIATRICS INC		43	7	14%	50

# COVID-19: testing by laboratory

Data through Jun 1, 2021 verified as of Jun 2, 2021 at 09:25 AM

Data in this report are provisional and subject to change.

The numbers in the table below represent the number of Florida and non-Florida residents for whom test results were received by the Department of Health. A person can be tested by more than one laboratory and can have both positive and negative results. **Therefore, the sum of the numbers in each column will be larger than the total number of people tested.**

Reporting lab	Inconclusive	Negative	Positive	Percent positive	Total
HILA BECKERMAN MD LLC	1	45	4	8%	50
Guardian Care Nursing and Rehabilitation Center		49			49
THE TERRACE OF JACKSONVILLE		3	46	94%	49
COVANCE CENTRAL LABORATORY		35	14	29%	49
CAREHERE LAKE SCHOOLS EMPLOYEE HEALTH CENTER		34	15	31%	49
ADVENTHEALTH MEDICAL GROUP PEDIATRICS AT		27	22	45%	49
PALM BAY FAMILY PRACTICE		28	21	43%	49
ALLEGRO		47	2	4%	49
TRIPLE O MEDICAL SERVICES INC		43	6	12%	49
ALWAYS BEST CARE SENIOR SERVICES		44	5	10%	49
RIVERHEAD URGENT CARE		48	1	2%	49
FHMG_CTR FOR SENIOR HEALTH		44	5	10%	49
SOLARIS SENIOR LIVING NORTH NAPLES		48	1	2%	49
ST JUDE LABORATORIES		44	5	10%	49
UNIPATH		25	24	49%	49
HERNANDO ENDOSCOPY AND SURGERY CENTER		38	11	22%	49
SOMA MEDICAL CENTER PA #3		10	39	80%	49
PASSPORT HEALTH ORLANDO		49			49
DOH		23	26	53%	49
S-H THIRTY FIVE OPCO - LUTZ, LLC		48	1	2%	49
UNIVERSITY BEHAVIORAL CENTER		49			49
USF		1	48	98%	49
NORTHBROOK CENTER FOR		47	2	4%	49
ADVENTIST HEALTH SYSTEM FLORIDA		34	15	31%	49
SOFT CELL LABORATORIES		45	4	8%	49
GRAND OAKS OF PALM CITY LLC	1	41	6	13%	48
COURTYARD GARDENS OF JUPITER		48			48
CAREMED INTERNAL MEDICINE		30	18	38%	48
BAPTIST URGENT CARE		44	4	8%	48
FAMILY CARE PARTNERS URGENT CARE LLC		39	9	19%	48
GRAND LIVING AT LAKEWOOD RANCH		47	1	2%	48
ALLIANCE OF PHYSICIANS AGAINST COVID-19		1	47	98%	48
ORLANDO HEALTH PRIMARY CARE PEDIATRICS		44	4	8%	48
WINTER GARDEN REHAB AND NURSING CENTER		44	4	8%	48
SAN CARLOS PHARMACY		39	9	19%	48
KINDRED HOSPITAL OCALA		44	4	8%	48
NORTH FLORIDA / SOUTH GEORGIA VETERANS HEALTH SYSTEM		1	47	98%	48
LEE PHYSICIAN GROUP		42	6	13%	48
ISLAND URGENT CARE PLLC		44	4	8%	48
SEWANEE MOLECULAR DIAGNOSTICS LABORATO		48			48
CARILLON SPORTS AND FAMILY MEDICINE		37	11	23%	48
ADVENTHEALTH MEDICAL GROUP FAMILY MEDICINE AT RDV		48			48
POINTE AT NEW PORT PLACE,THE		48			48
BAY CENTER HURRICANE SHELTER		48			48
PREMIER MEDICAL ASSOCIATES		46	2	4%	48
URGENT CARE & WELLNESS CENTER		15	33	69%	48
INSTANT MEDICAL CARE CENTER		47	1	2%	48



# COVID-19: testing by laboratory

Data through Jun 1, 2021 verified as of Jun 2, 2021 at 09:25 AM

Data in this report are provisional and subject to change.

The numbers in the table below represent the number of Florida and non-Florida residents for whom test results were received by the Department of Health. A person can be tested by more than one laboratory and can have both positive and negative results. **Therefore, the sum of the numbers in each column will be larger than the total number of people tested.**

Reporting lab	Inconclusive	Negative	Positive	Percent positive	Total
INTERCOASTAL MEDICAL GROUP		2	46	96%	48
MORTON PLANT			48	100%	48
CRANES VIEW LODGE		29	18	38%	47
PLAINVIEW URGENT CARE		44	3	6%	47
FAMILY EXTENDED CARE OF WINTER HAVEN		45	2	4%	47
LPG CONVENIENT CARE AT METRO		43	4	9%	47
COMPLETE HOME CARE OF THE PALM BEACHES LLC		43	4	9%	47
MOBILE DOC FL, LLC		29	18	38%	47
NAVARRE GARDENS		41	6	13%	47
WALGREENS 3145		44	3	6%	47
INTERLAB		1	46	98%	47
PARKSIDE HEALTH AND REHABILITATION CENTER		10	37	79%	47
UNION MEDICAL CARE PLLC		45	1	2%	46
WALGREENS #15495	1	43	2	4%	46
FLORIDA DEPARMENT OF HEALTH CLAY COUNTY		32	14	30%	46
KAPG ST AUGUSTINE SENIOR HOUSING OPCO LLC		37	9	20%	46
EAST MANATEE FAMILY	1	1	44	96%	46
GEORGIA HEART CENTER (MSC 53), NAVICEN		43	3	7%	46
MID-FLORIDA PATHOLOGY, LLC		35	11	24%	46
BIOFIRE		11	35	76%	46
LPG PRIMARY CARE AT MATTHEW DRIVE		39	7	15%	46
TRICORE REF LABS - UNIV OF NM		46			46
ALPHA PHARMACY		43	3	7%	46
GRADY HEALTH SYSTEM		45	1	2%	46
NEUPATH DIAGNOSTICS		38	8	17%	46
ENCORE AT BOCA RATON, THE			46	100%	46
COLLIER BLVD HMA PHYSICIAN MANAGEMENT LLC		46			46
University Hospital		39	7	15%	46
H LEE MOFFITT CANCER CENTER MICRO		46			46
LUTHERAN HAVEN EXTENDED CONGREGATE CAR		46			46
CASS'S MOBILE HEALTH SERVICES		38	8	17%	46
ADULT MEDICINE OF LAKE COUNTY INC			46	100%	46
CARE HERE		21	25	54%	46
PREMIER PLACE HEALTHCARE AT THE GLENVIEW		46			46
HARTFORD HEALTH SERVICES LLC		46			46
VENICE REGIONAL BAYFRONT HEALTH			46	100%	46
LOURDES HOSPITAL INC		44	2	4%	46
WALK IN MEDICAL URGENT CARE		45			45
BENTON HOUSE OF ST. JOHNS		43	2	4%	45
MINUTE CLINIC DIAGNOSTIC OF VIRGINIA		38	7	16%	45
WESTPAC LABS INC	1	33	11	24%	45
WHITE WILSON MEDICAL CENTER-DESTIN		44	1	2%	45
EASTERN SHORE URGENT CARE		34	11	24%	45
CITY OF NAPLES FIRE RESCUE		40	5	11%	45
COLLIER URGENT CARE CENTERS		44	1	2%	45
LARA HEALTH AND WELLNESS CENTER LLC		45			45
BRONX LEBANON HOSPITAL-MEDICAL CENTER		41	4	9%	45

# COVID-19: testing by laboratory

Data through Jun 1, 2021 verified as of Jun 2, 2021 at 09:25 AM

Data in this report are provisional and subject to change.

The numbers in the table below represent the number of Florida and non-Florida residents for whom test results were received by the Department of Health. A person can be tested by more than one laboratory and can have both positive and negative results. **Therefore, the sum of the numbers in each column will be larger than the total number of people tested.**

Reporting lab	Inconclusive	Negative	Positive	Percent positive	Total
GUIDEWELL EMERGENCY MEDICINE DOCTORS LLC #33		31	14	31%	45
AVALON PARK RETIREMENT RESIDENCE		43	2	4%	45
WELLMED AT BRANDON REGIONAL		37	8	18%	45
GRAND VILLA OF DELRAY EAST		45			45
HALIFAX HEALTH URGENT CARE		24	21	47%	45
NEOGENOMICS LABORATORIES INC		45			45
NEXT MOLECULAR ANALYTICS		14	31	69%	45
CERON PEDIATRICS & INTEGRATIVE MEDICIN		43	2	4%	45
IMA MEDICAL GROUP POINCIANA		18	27	60%	45
UNIVERSITY MEDICAL CTR OF PRINCETON AT		43	2	4%	45
SOUTHPORT SQUARE HARBOUR HEALTH		45			45
BD MEDICAL SYSTEMS		43	2	4%	45
BRP SH OPCO LLC		45			45
PIEDMONT HOSPITAL CLINICAL LABORATORY		42	3	7%	45
D W MCMILLAN MEMORIAL HOSPITAL		34	11	24%	45
REDI-MED WALK-IN FAMILY CARE			45	100%	45
STUART URGENT CARE			45	100%	45
MINUTECLINIC DIAGNOSTIC OF MICHIGAN		39	5	11%	44
PALM POINT BEHAVIORAL HEALTH		44			44
BENTON HOUSE OF CLERMONT		44			44
RADIOLOGY ASSOCIATES OF VENICE AND ENGLEWOOD		42	2	5%	44
GRAND VILLA OF MELBOURNE		42	2	5%	44
ASHTON PLACE	3	37	4	9%	44
ACCESS MEDICAL LABORATORIES INC		36	8	18%	44
MAKO MEDICAL		21	23	52%	44
HEALTHPARK MEDICAL CENTER ABG LAB		43	1	2%	44
FAMILY AND INTERNAL MEDICINE AT AVALON PARK		40	4	9%	44
Gulf Shore Care Center		39	5	11%	44
PRINCETON VILLAGE☐		40	4	9%	44
NORTHWELL HEALTH PLAINVIEW HOSPITAL LABORATORY		35	9	20%	44
MINUTE CLINIC LLC #2216		41	3	7%	44
BAYCARE MEDICAL GROUP INC		3	41	93%	44
INNOVATIVE GX LABORATORIES		37	7	16%	44
PEDIATRICS OF CENTRAL FLORIDA – SAINT CLOUD	2	40	2	5%	44
WALGREENS_COCONUT CREEK		36	8	18%	44
FLORIDA HOSPITAL		28	16	36%	44
THE MERIDIAN AT BOCA RATON	1	43			44
ANDALUSIA HEALTH		26	17	40%	43
STATCARE URGENT AND WALK-IN MEDICAL CA		40	3	7%	43
DUVAL PHARMACY		32	11	26%	43
ST AUGUSTINE PEDIATRIC ASSOC		37	6	14%	43
FIRST CHOICE URGENT CARE		12	31	72%	43
MINUTE CLINIC DIAGNOSTIC OF NEW JERSEY		42	1	2%	43
BRANCH MEDICAL CLINIC			43	100%	43
CITRUS CARE CLINIC			43	100%	43
CENTERPLACE HEALTH		19	24	56%	43
HARMONY HEALTH OPCO, LLC		17	26	60%	43

# COVID-19: testing by laboratory

Data through Jun 1, 2021 verified as of Jun 2, 2021 at 09:25 AM

Data in this report are provisional and subject to change.

The numbers in the table below represent the number of Florida and non-Florida residents for whom test results were received by the Department of Health. A person can be tested by more than one laboratory and can have both positive and negative results. **Therefore, the sum of the numbers in each column will be larger than the total number of people tested.**

Reporting lab	Inconclusive	Negative	Positive	Percent positive	Total
COMMUNITY MEDICAL CARE CENTER INC			43	100%	43
A & R RESEARCH GROUP		35	8	19%	43
VETERANS AFFAIRS MEDICAL CENTER - NEW YORK HARBOR		41	2	5%	43
WHITE-WILSON MEDICAL CENTER		32	11	26%	43
ADVENT HEALTH CENTRA CARE - LAKELAND		30	13	30%	43
BELVEDERE COMMONS OF SUN CITY CENTER□		43			43
WOLFF CTR FOR CHILD & ADOLESCENT HEALTH PLLC,THE		26	17	40%	43
LAKE MARY KIDS CENTRA CARE		33	10	23%	43
CLINICAL LABORATORY		42			42
Atlantic Shore Nursing and Rehab		42			42
VIRTUA		38	4	10%	42
LONGLEAF DIAGNOSTIC LABORATORIES		13	29	69%	42
MAIMONIDES-SHALOM ACADEMY, INC		41	1	2%	42
STETSON UNIVERSITY STUDENT HEALTH CENTER		3	39	93%	42
GENEXPERT			42	100%	42
LIFEBRITE LABORATORIES, LLC		41	1	2%	42
GOOD SAMARITAN HOSPITAL LABORATORY		36	6	14%	42
UNDERGROUND FREE CLINIC		41	1	2%	42
CITRUS COUNTY HEALTH DEPARTMENT		36	6	14%	42
WASHINGTON COUNTY HEALTH DEPARTMENT		29	13	31%	42
BULLS HEAD URGENT CARE		40	2	5%	42
KIVA AT CANTERBURY		25	17	40%	42
PACIFICA SENIOR LIVING OCALA		37	5	12%	42
STAT ONE URGENT CARE CENTER		2	40	95%	42
NIGHT LITE PEDIATRIC CENTER		10	32	76%	42
CVS NV3210POCT LAS VEGAS		39	3	7%	42
MINUTECLINIC LLC #4449		40	2	5%	42
ATRIA SAN PABLO		40	2	5%	42
WG BAYPOINT VILLAGE SH LLC		40	2	5%	42
MINUTE CLINIC DIAGNOSTIC OF TEXAS, LLC		37	4	10%	41
GRAND VILLA OF BOYNTON BEACH		40	1	2%	41
FLORIDA HOSPITAL NEW SMYRNA		4	37	90%	41
LABORATORY ALLIANCE OF CENTRAL NEW YORK		39	2	5%	41
GRACE COMMUNITY PHARMACY		3	38	93%	41
CROSSROADS URGENT CARE		26	15	37%	41
BEECHTREE MOLECULAR LAB LLC		32	9	22%	41
MORTON PLANT HOSPITAL - ADLER INSTITUTE OF LAB MEDICINE		3	38	93%	41
DCH REGIONAL MEDICAL CENTER LABORATORY		39	2	5%	41
SOUTHCORP LABORATORY		7	34	83%	41
PRIDE DIAGNOSTICS		24	17	41%	41
MINUTE CLINIC DIAGNOSTIC OF SC, LLC #75		39	2	5%	41
UNIVERSITY OF ALABAMA		38	3	7%	41
MEDEX MEDICAL EXPRESS OF PALATKA LLC			41	100%	41
PASSPORT HEALTH OF TAMPA BAY		31	10	24%	41
LEE COMMUNITY HEALTHCARE INC NORTH FORT MYERS		40	1	2%	41
CAPITAL REGIONAL MEDICAL CENTER		2	39	95%	41
ARTHREX MEDICAL CENTER EAST		25	16	39%	41

# COVID-19: testing by laboratory

Data through Jun 1, 2021 verified as of Jun 2, 2021 at 09:25 AM

Data in this report are provisional and subject to change.

The numbers in the table below represent the number of Florida and non-Florida residents for whom test results were received by the Department of Health. A person can be tested by more than one laboratory and can have both positive and negative results. **Therefore, the sum of the numbers in each column will be larger than the total number of people tested.**

Reporting lab	Inconclusive	Negative	Positive	Percent positive	Total
BOND CLINIC, PA		11	30	73%	41
PECONIC BAY MEDICAL CENTER LABORATORY		32	9	22%	41
PEDIATRICS OF CENTRAL FLORIDA KISSI		33	8	20%	41
M&V SAN JOSE MEDICAL CENTER			40	100%	40
MINUTECLINIC DIAGNOSTIC OF RHODE ISLAND, LLC #1544		39	1	3%	40
FLORIDA MEDICAL CL ODOM TPA		25	15	38%	40
WARDE MEDICAL LABORATORY		31	9	23%	40
BOYKIN		40			40
FLORIDA ENDOSCOPY & SURGERY CTR LLC		40			40
MARYLAND DEPARTMENT OF HEALTH			40	100%	40
ST. MARYS MEDICAL CENTER		1	39	98%	40
EMORY CRAWFORD LONG HOSPITAL LABORATOR		36	4	10%	40
CLINICAL PATHOLOGY LABORATORIES, INC		40			40
NORTH PINELLAS CHILDRENS MEDICAL CENTER			40	100%	40
ECC PEDIATRICS		38	1	3%	39
TAYLORVILLE FAMILY MEDICINE		32	7	18%	39
CEDAR CREEK AT KINGS BAY INC		39			39
CORAL HOUSE ASSISTED LIVING COMMUNITY LLC		39			39
GUYAN VALLEY WELLNESS CENTER		32	7	18%	39
BAPTIST PEDIATRICS		34	5	13%	39
JUNIPER VILLAGE AT CAPE CORAL		34	5	13%	39
MINUTECLINIC, LLC, DBA MINUTECLINIC #2544		37	2	5%	39
WEINBERG VILLAGE		38	1	3%	39
BAY COUNTY JAIL ANNEX		34	5	13%	39
PINES HEALTH MART PHARMACY		39			39
CORRECTIONAL MEDICAL GROUP		27	12	31%	39
BAPTIST MEDICAL GRP URGENT CARE & OCC HEALTH AIRPO		39			39
JUPITER MEDICAL CENTER PHYSICIANS GROUP, INC		34	5	13%	39
ROCKLAND URGENT CARE FAMILY HEALTH NP		37	2	5%	39
CLINICAL RESEARCH SEQUENCING PLATFORM		8	31	79%	39
STEWART MEDICAL GROUP, INC		21	18	46%	39
WALGREENS COVID-19		27	12	31%	39
ISLAMORADA VILLAGE OF ISLANDS FIRE RESCUE		36	3	8%	39
APOLLO SURGERY CENTER		36	3	8%	39
CVS NC7047POCT DURHAM		38	1	3%	39
GMR EVENT SERVICES LLC DBA CROWDRX		39			39
SOMA MEDICAL CENTER # 4		5	34	87%	39
BAYSHORE PATHOLOGY CONSULTANTS PA		37	2	5%	39
ALABAMA CLINICS		23	16	41%	39
BROOKDALE BRANDON	1	38			39
METROPOLITAN CHARITIES INC		36	3	8%	39
AEGIS MEDICAL GROUP, LLC		36	3	8%	39
ARDEN COURTS OF WINTER SPRINGS		35	3	8%	38
CENTRAL FLORIDA HEALTH CARE INC WAUCHULA SITE 2		29	9	24%	38
NORTHEAST GEORGIA MEDICAL CENTER		38			38
MINUTECLINIC DIAGNOSTIC OF PENNSYLVANI		36	2	5%	38
VISTACARE PHARMACY I		33	5	13%	38

# COVID-19: testing by laboratory

Data through Jun 1, 2021 verified as of Jun 2, 2021 at 09:25 AM

Data in this report are provisional and subject to change.

The numbers in the table below represent the number of Florida and non-Florida residents for whom test results were received by the Department of Health. A person can be tested by more than one laboratory and can have both positive and negative results. **Therefore, the sum of the numbers in each column will be larger than the total number of people tested.**

Reporting lab	Inconclusive	Negative	Positive	Percent positive	Total
CLEARWATER EMPLOYEE HEALTH CLINIC		19	19	50%	38
CONNECTICUT DEPARTMENT OF HEALTH		22	16	42%	38
DIXIE COUNTY HEALTH DEPARTMENT		28	10	26%	38
MOLECULAR DIAGNOSTICS		5	33	87%	38
MINUTE CLINIC, LLC DBA MINUTECLINIC #4505		35	3	8%	38
SANFORD PEDIATRIC ASSOCIATES, PA		33	5	13%	38
Life Care Center of Citrus County		37	1	3%	38
COLLIER HMA PHYSICIAN MANAGEMENT LLC		27	11	29%	38
HOMWOOD RESIDENCE AT FREEDOM PLAZA		37	1	3%	38
HENDRY/GLADES COUNTY HEALTH DEPARTMENT		37	1	3%	38
EASYCARE WALK-IN CLINIC	1	15	22	58%	38
AUTUMN OF SARASOTA		12	26	68%	38
INNOVATION CLINICAL TRIALS, INC			38	100%	38
WOMEN'S CARE FLORIDA, LLC		38			38
JAMAICA HOSPITAL MEDICAL CENTER		34	4	11%	38
CCRC @ SUNFLOWER LLC		35	3	8%	38
THE COLLIER AT NAPLES		36	1	3%	37
MAINSTREET FAMILY URGENT CARE		1	36	97%	37
ACCURATE DIAGNOSTIC LAB		35	2	5%	37
ALAN A SMITH MD LLC		34	3	8%	37
STATCARE URGENT & WALK IN MEDICAL CARE		33	4	11%	37
FAMILY EXTENDED CARE OF SEBRING INC		35	2	5%	37
PATHOGENIUS LABORATORIES		30	7	19%	37
West Gate Village, LLC		37			37
HOLLISMED LLC		35	2	5%	37
MINUTECLINIC DIAGNOSTIC OF TN PC #378		34	3	8%	37
SOUTHWEST LABS		37			37
HOLZER HEALTH CENTER		5	32	86%	37
FORT CAROLINE GARDENS, INC		34	3	8%	37
STATEN ISLAND UNIVERSITY HOSPITAL-POUCH		36	1	3%	37
BUREAU OF PUBLIC HEALTH	1	14	22	59%	37
PATHGROUP		9	28	76%	37
FAST PACE MEDICAL CLINIC		32	5	14%	37
ONE MILO		37			37
PULSE & REMEDY LLC		22	15	41%	37
ASSISTED LIVING OF BROWARD		37			37
TRADITIONAL HOME CARE INC		35	2	5%	37
PONCE THERAPY CARE CENTER		34	3	8%	37
HR SARASOTA OPERATOR LLC		25	12	32%	37
FHMG-FLORIDA HOSPITAL MEDICAL GROUP		27	10	27%	37
CARDIOLOGY AND MEDICINE ASSOCIATES INC		36	1	3%	37
MINUTECLINIC DIAGNOSTIC OF ILLINOIS L		31	6	16%	37
COLORADO DEPARTMENT OF PUBLIC HEALTH AND ENVIRONMENT			37	100%	37
MINUTECLINIC DIAGNOSTIC OF SC, LLC #2		33	4	11%	37
FLORIDA PRESBYTERIAN HOMES INC		34	2	6%	36
BVL/LITTLE ANGEL PEDIATRICS		36			36
MEDCOMP SCIENCES			36	100%	36



# COVID-19: testing by laboratory

Data through Jun 1, 2021 verified as of Jun 2, 2021 at 09:25 AM

Data in this report are provisional and subject to change.

The numbers in the table below represent the number of Florida and non-Florida residents for whom test results were received by the Department of Health. A person can be tested by more than one laboratory and can have both positive and negative results. **Therefore, the sum of the numbers in each column will be larger than the total number of people tested.**

Reporting lab	Inconclusive	Negative	Positive	Percent positive	Total
UNION CHD		33	3	8%	36
HARBORCHASE OF WELLINGTON CROSSING		34	2	6%	36
NCHD		22	14	39%	36
COOPER HEALTHCARE		33	3	8%	36
VIKOR SCIENTITIC		5	31	86%	36
VA MEDICAL CENTER			36	100%	36
JOSEF SCHENKER MD PC DBA CENTERS URGENT		34	2	6%	36
WILLAMETTE VALLEY TOXICOLOGY LLC		34	2	6%	36
TREEHOUSE PEDIATRICS		29	7	19%	36
JOINT AMBULATORY CARE CENTER		36			36
Kensington Gardens		36			36
SANITAS		4	32	89%	36
PHYSICIAN ASSOCIATES LLC		26	10	28%	36
LONG BEACH URGENT CARE		36			36
AHMG LAKE NONA PRIMARY CARE		36			36
JACKSON HEALTH SYSTEM		2	34	94%	36
MIGUEL E TREVINO MD PA		32	4	11%	36
CARLOS F FUSTER MD PA		34	2	6%	36
ADVENT HEALTH - FISH MEMORIAL		3	33	92%	36
MARTHA'S HOUSE & ASSISTED LIVING FACILITY		36			36
MINUTECLINIC, LLC #4230		32	4	11%	36
VILLA COURT LLC		36			36
HARBOUR ISLAND PEDIATRICS		25	10	29%	35
NEUROINTERNATIONAL SARASOTA		32	3	9%	35
AMMON ANALYTICAL LABORATORIES		31	4	11%	35
NTD EUROFINS ATLANTA		33	2	6%	35
INTERIM HEALTHCARE OF NORTHWEST FLORIDA INC		33	2	6%	35
P23 LABS		35			35
SOUTHEASTERN OUTPATIENT SURGERY CENTER		32	3	9%	35
REDI-MED WALK IN FAMILY CLINIC			35	100%	35
CVS MINUTE CLINIC DIAGNOSTIC OF TN #6044		31	4	11%	35
GAMMA DIAGNOSTIC LAB LLC			35	100%	35
METRO KNOXVILLE HMA		25	10	29%	35
MIDDLETOWN MEDICAL P C		25	10	29%	35
MEDHELP 280		32	3	9%	35
CANCER RESEARCH LAB, BOB JONES UNIVERSITY		30	5	14%	35
FLORIDA DEPARTMENT OF HEALTH IN MONROE COUNTY		28	7	20%	35
PBSO WEST PALM FAMILY PRACTICE		1	34	97%	35
POARCH BANC CREEK INDIANS TRIBAL HEALTH DEPARTMENT			35	100%	35
BAYCARE HEALTH SYSTEMS, LLC			35	100%	35
RAYMOND BASRI MD		33	2	6%	35
IRL		4	31	89%	35
PHOSPHORUS DIAGNOSTICS		27	8	23%	35
HUNTINGTON STATION URGENT CARE		34	1	3%	35
BOCA TOXICOLOGY LLC		33	2	6%	35
TUSCAN GARDENS OF DELRAY BEACH MANAGEMENT COMPANY,		34	1	3%	35
CVS NC3516POCT WINSTON SALEM		31	4	11%	35

# COVID-19: testing by laboratory

Data through Jun 1, 2021 verified as of Jun 2, 2021 at 09:25 AM

Data in this report are provisional and subject to change.

The numbers in the table below represent the number of Florida and non-Florida residents for whom test results were received by the Department of Health. A person can be tested by more than one laboratory and can have both positive and negative results. **Therefore, the sum of the numbers in each column will be larger than the total number of people tested.**

Reporting lab	Inconclusive	Negative	Positive	Percent positive	Total
LAKELAND NURSING AND REHABILITATION CENTER			35	100%	35
MALABAR FAMILY PRACTICE		29	6	17%	35
WUESTHOFF MEMORIAL HOSPITAL			35	100%	35
CHILDREN'S MEDICAL CENTER		1	34	97%	35
HENDRY REGIONAL CORPORATE HEALTH			35	100%	35
ROSWELL PAIN SPECIALISTS	1	33	1	3%	35
KIDS CARE PEDIATRICS PA			34	100%	34
LONG TERM CARE OF GULF BREEZE LLC		30	4	12%	34
THE SPRINGS OF PARC HILL		33	1	3%	34
CVS NC7588POCT ASHEVILLE		30	4	12%	34
ORLANDO FAMILY MEDICINE		17	17	50%	34
MINUTECLINIC DIAGNOSTIC OF TN PC #6435		31	3	9%	34
UTAH DEPARTMENT OF HEALTH			34	100%	34
DAVID LAWRENCE CENTER INC		29	5	15%	34
MIDNIGHT MEDICINE			34	100%	34
OAKMONTE VILLAGE		33	1	3%	34
ST PETER'S BENDER LABORATORY		33	1	3%	34
MINUTECLINIC DIAGNOSTIC OF TN, PC 374		29	5	15%	34
RASHDA ALBIBI M.D. P.A.		31	3	9%	34
AYERS NURSING AND REHABILITATION CENTER		34			34
LAKE NONA MEDICAL SERVICE LLC		31	3	9%	34
CIGNA PBSO WEST PALM		3	31	91%	34
PARAMOUNT WALK-IN CLINIC		1	33	97%	34
ENT AND ALLERGY ASSOCIATES OF FLORIDA LLC		33	1	3%	34
ENGLEWOOD HOSPITAL AND MEDICAL CENTER		29	5	15%	34
ST VINCENTS AMBULATORY CARE INC DBA		31	3	9%	34
SHORE MEMORIAL HOSPITAL		30	4	12%	34
DELAWARE PUBLIC HEALTH LABORATORY		2	32	94%	34
ADVANCED URGENT CARE		12	22	65%	34
WELLSTAR COBB HOSPITAL		29	4	12%	33
PERDIDO URGENT CARE		1	32	97%	33
Consulate Health Care of Orange Park		27	6	18%	33
DSI MANAGEMENT LLC		33			33
MINUTECLINIC DIAGNOSTIC OF TEXAS		29	4	12%	33
AHSE ROP		32	1	3%	33
SELECT PHYSICIANS ALLIANCE PL		33			33
SYNIVERSE WELLNESS CENTER		28	5	15%	33
IPSUM DIAGNOSTICS		3	30	91%	33
MINUTECLINIC INCORPORATE, LLC		29	4	12%	33
NURSES HELPING HANDS INC ALF		33			33
WESTWOOD NURSING AND REHABILITATION		28	5	15%	33
VETERANS HOME		1	32	97%	33
SANFORD MOBILE LAB PGA TOUR		32	1	3%	33
INTERNAL MEDICINE LIPID AND WELNNESS PRACTICE		16	17	52%	33
MINUTECLINIC, LLC #08366		28	5	15%	33
ENGLEWOOD HEALTH PHYSICIAN NETWORK		31	2	6%	33
VETERAN AFFAIRS MEDICAL CENTER - JAMES J PETERS		30	3	9%	33

# COVID-19: testing by laboratory

Data through Jun 1, 2021 verified as of Jun 2, 2021 at 09:25 AM

Data in this report are provisional and subject to change.

The numbers in the table below represent the number of Florida and non-Florida residents for whom test results were received by the Department of Health. A person can be tested by more than one laboratory and can have both positive and negative results. **Therefore, the sum of the numbers in each column will be larger than the total number of people tested.**

Reporting lab	Inconclusive	Negative	Positive	Percent positive	Total
SANFORD MOBILE LAB		27	6	18%	33
STEINHATCHEE DRUGS		27	6	18%	33
DAVID LAWRENCE CENTER		27	6	18%	33
EVERLYWELL		19	14	42%	33
CHILDRENS MEDICAL CENTER			33	100%	33
NIGHT LITE PEDIATRICS URGENT CARE CENTER			33	100%	33
OPIS COQUINA CENTER		32	1	3%	33
RESIDENCE AT BAY VUE		31	2	6%	33
GREENRIDGE GROUP HOME	3	11	19	58%	33
BOND CLINIC		3	30	91%	33
FIRST PHYSICIANS GROUP - LORRAINE CORNERS		33			33
AMBRY GENETICS CORPORATION	23	10			33
TREASURE ISLE LLC		32			32
1 TOUCH TOTALCARE SOLUTIONS		29	3	9%	32
TGH MEDICAL GROUP LABORATORY CARROLLWOOD			32	100%	32
ADVENT HEALTH MEDICAL GROUP FAMILY AND INTERNAL MEDICINE AT AVALON PAR		28	4	13%	32
HOPE HEALTHCARE		30	2	6%	32
MINUTECLINIC DIAGNOSTIC OF NORTH CAROLINA PC		29	3	9%	32
FYZAMEDICAL, LLC		23	9	28%	32
J AND J VISTAKON EMPLOYEE HEALTH CENTER		31	1	3%	32
A LILIKO'I PHARMACY LLC		29	3	9%	32
WESTMINSTER ST AUGUSTINE		32			32
ALACHUA		20	12	38%	32
GRAND VILLA OF PALM COAST		32			32
BAPTIST PRIMARY BLACK CREEK SOUTH			32	100%	32
JOSEF SCHENKER MD PC		32			32
LAKE MARY - STIRLING CENTER SUITE 202			32	100%	32
COLORADO DEPARTMENT OF HEALTH LABORATORY SERVICES DIVISION			32	100%	32
Wiregrass Rehabilitation Center and Nursing Home		29	3	9%	32
MADISON POINTE CARE CENTER		32			32
MINUTECLINIC DIAGNOSTIC OF TN PC #6363		26	6	19%	32
MICHAEL J D'AMBROSE MD PA		29	2	6%	31
AMERICAN ESOTERIC LABORATORIES		15	16	52%	31
ADVANCED HEALTHCARE ASSOCIATES		27	4	13%	31
ADVENTHEALTH MEDICAL GROUP PEDIATRIC & ADOLESCENT		30	1	3%	31
COUNTY OF LOS ANGELES			31	100%	31
CENTER ONE SURGERY CENTER		25	6	19%	31
CLINCLOUD, LLC			31	100%	31
DISCOVERY COMMONS AT BRADENTON		31			31
UR CARE FAMILY AND SPORTS MEDICINE			31	100%	31
ADVENT HEALTH MEDICAL GROUP- FAMILY MEDICINE AT DR. PHILIPS		26	5	16%	31
COLLIER ANESTHESIA PAIN LLC		31			31
CVA MINUTE CLINIC DIAGNOSTIC OF VIRGINIA, LLC		30	1	3%	31
HOWARD BEACH URGENT CARE		29	2	6%	31
LabCorp L#09258130 M#09258125		12	19	61%	31
OWL NOW URGENT CARE		11	20	65%	31
HOLIDAY MEDICAL ASSOCIATES		4	27	87%	31

# COVID-19: testing by laboratory

Data through Jun 1, 2021 verified as of Jun 2, 2021 at 09:25 AM

Data in this report are provisional and subject to change.

The numbers in the table below represent the number of Florida and non-Florida residents for whom test results were received by the Department of Health. A person can be tested by more than one laboratory and can have both positive and negative results. **Therefore, the sum of the numbers in each column will be larger than the total number of people tested.**

Reporting lab	Inconclusive	Negative	Positive	Percent positive	Total
SPRINGWOOD COURT		26	5	16%	31
MEDEXPRESS URGENT CARE - BLOOMINGTON		26	5	16%	31
MINUTECLINIC DIAGNOSTIC OF RHODE ISLAND, LLC #212		31			31
COMMUNITY HEALTH OF SOUTH FLORIDA			31	100%	31
MINUTECLINIC #788		29	2	6%	31
CHIPOLA MEDICAL ASSOCIATES		11	20	65%	31
HEALTH FIRST - VIERA HOSPITAL		1	30	97%	31
WALGREENS #04618		25	6	19%	31
SUMMIT MEDICAL GROUP - 75 E NORTHFIELD		26	5	16%	31
TOTTENVILLE CIRCLE URGENT CARE		31			31
JOSEPH SCHENKER MD PC DBA CENTERS URGENT		27	4	13%	31
PREMIER URGENT CARE CENTER LLC			31	100%	31
THE TERRACE AT IVY ACRES ALF		11	19	63%	30
TALLAHASSEE DEVELOPMENTAL CENTER		28	2	7%	30
FORT SANDERS REGIONAL LABORATORY		29	1	3%	30
SUMMERGATE PHARMACY		28	2	7%	30
ROBERT H JENKINS JR VETERANS' DOMICILIARY HOME OF		27	3	10%	30
AMEERAH LABS			30	100%	30
MAYO CLINIC JACKSONVILLE		4	26	87%	30
RAINBOW PEDIATRICS		1	29	97%	30
WEST BROWARD CARE CENTER		24	6	20%	30
BOCA BIOLISTIC REFERENCE LAB			30	100%	30
GRAND VILLA OF SARASOTA		29	1	3%	30
P4CLINICAL	3	2	25	83%	30
Okeechobee Health Care Facility		16	14	47%	30
GASTROENTEROLOGY ASSOCIATES OF PENSACOLA PA		25	5	17%	30
EXPRESS FAMILY CARE LLC		11	19	63%	30
ST JOSEPHS HOSP OF ATLANTA/CLINIC LAB		28	2	7%	30
PEPIN ACADEMIES-PASCO		29	1	3%	30
ADVENT HEALTH PRIMARY CARE PLUS, WINTER GARDEN		26	4	13%	30
RELIANCE MEDICAL CENTER		21	9	30%	30
PREMIUM HEALTH CARE			30	100%	30
MED LABS DIAGNOSTICS		11	19	63%	30
GERALD J KIVETT MD		27	3	10%	30
PARK WEST MEDICAL CENTER		29	1	3%	30
WIREGRASS CLINIC LLC		24	6	20%	30
MINIMALLY INVASIVE VASCULAR INC		28	2	7%	30
PANCARE HEALTH - BONIFAY K-8			30	100%	30
SENIOR HEALTH OF WINTER PARK DUNDEE		30			30
Clearwater Center		16	14	47%	30
FORT VALLEY STATE UNIVERSITY		29	1	3%	30
HERITAGE WATERSIDE		27	3	10%	30
BOCA SIMON LAB		1	29	97%	30
BROOKWOOD BAPTIST MEDICAL CENTER		29	1	3%	30
BROOKDALE UNIVERSITY HOSPITAL		27	3	10%	30
COMPREHENSIVE CHILDCARE		24	6	20%	30
VASSAR BROTHERS MEDICAL CENTER LABORATORY		28	2	7%	30

# COVID-19: testing by laboratory

Data through Jun 1, 2021 verified as of Jun 2, 2021 at 09:25 AM

Data in this report are provisional and subject to change.

The numbers in the table below represent the number of Florida and non-Florida residents for whom test results were received by the Department of Health. A person can be tested by more than one laboratory and can have both positive and negative results. **Therefore, the sum of the numbers in each column will be larger than the total number of people tested.**

Reporting lab	Inconclusive	Negative	Positive	Percent positive	Total
ACCESS HEALTH CARE PHYSICIANS LLC		10	20	67%	30
OAK HARBOR ASSISTED LIVING FACILITY		27	3	10%	30
FLORIDA MEDICAL CLINIC - NEW TAMPA		25	5	17%	30
ROSLYN URGENT CARE		29	1	3%	30
PINELLAS 1 HOME HEALTH CARE CORP		28	1	3%	29
SUNTREE INTERNAL MEDICINE		29			29
NEMOURS CHILDRENS CLINIC		22	7	24%	29
FAST PACE MEDICAL CLINIC PLLC		27	2	7%	29
URGENT CARE USA			29	100%	29
ORLANDO FAMILY PHYSICIANS INC		19	10	34%	29
STEWART MELBOURNE HOSPITAL			29	100%	29
NEW YORK METHODIST HOSPITAL		25	4	14%	29
PRIMECARE AT PORT ORANGE		5	24	83%	29
CAPE CORAL HOSPITAL ABG LABORATORY		16	13	45%	29
PRO HEALTH HARMONY		29			29
CDC		17	12	41%	29
UNIV OF ROCHESTER-STRONG MEMORIAL HOSP		28	1	3%	29
UCLA HEALTHCARE CLINICAL LABS		23	6	21%	29
RENAISSANCE SENIOR LIVING	1	28			29
LAKE NONA MEDICAL SERVICES		20	9	31%	29
CHARLOTTE CHD PORT CHARLOTTE		25	4	14%	29
BIG BEND HOSPICE INC		29			29
PALM GARDEN OF JACKSONVILLE		27	2	7%	29
ADIRONDACK MEDICAL CENTER		29			29
TIFFANY LAKE CARE CENTERS INC		28	1	3%	29
BOZEMAN HEALTH DEACONESS HOSPITAL		20	9	31%	29
PALMS, THE		29			29
UNIVERSITY OF ILLINOIS VETERINARY DIAG	1	27	1	3%	29
DUVAL COUNTY HEALTH DEPARTMENT		29			29
ATRIA LADY LAKE		29			29
PHYSICIANS STAT		7	22	76%	29
CORONA NYC LAB		27	1	4%	28
BROOKDALE PHILLIPPI CREEK			28	100%	28
BETHESDA HEALTH PHYSICIAN GROUP INC			28	100%	28
GILCHRIST COUNTY JAIL		25	3	11%	28
EDEN AT CRESTVIEW		12	16	57%	28
MINUTE-CLINIC DIAGNOSTIC OF VIRGINIA		23	5	18%	28
NATIONAL MENTOR HEALTHCARE LLC			28	100%	28
PHYSICIANS CARE		24	4	14%	28
HUNT CLUB PEDIATRIC ASSOCIATES LLC		23	5	18%	28
MONTEFIORE NEW ROCHELLE HOSPITAL		25	3	11%	28
FIRST CHOICE PEDIATRICS LOOP		25	3	11%	28
COASTAL COMPLETE CARE		14	14	50%	28
LAKE PLACID HEALTH AND REHABILITATION		1	27	96%	28
KIVA AT CANTERBURY, LLC		28			28
ASTORIA HEALTH AND REHABILITATION CENTER		27	1	4%	28
URGENT CARE CENTER			28	100%	28



# COVID-19: testing by laboratory

Data through Jun 1, 2021 verified as of Jun 2, 2021 at 09:25 AM

Data in this report are provisional and subject to change.

The numbers in the table below represent the number of Florida and non-Florida residents for whom test results were received by the Department of Health. A person can be tested by more than one laboratory and can have both positive and negative results. **Therefore, the sum of the numbers in each column will be larger than the total number of people tested.**

Reporting lab	Inconclusive	Negative	Positive	Percent positive	Total
BROWARD HEALTH IMPERIAL POINT NURSING			28	100%	28
KEY PRIMARY CARE			28	100%	28
EXPRESS CARE OF TAMPA BAY		15	13	46%	28
CANTON-POTSDAM HOSPITAL LABORATORY		27	1	4%	28
ST VINCENT'S EAST		26	2	7%	28
MARION PEDIATRICS PA		21	7	25%	28
Cleveland Clinic Laboratories		4	24	86%	28
THE COMMONWEALTH OF MASSACHUSETTS		1	27	96%	28
STAT MED URGENT CARE		27	1	4%	28
MINUTECLINIC, LLC, #4160		24	4	14%	28
FAMILY CARE PARTNERS		18	10	36%	28
PORT ST LUCIE HOSPITAL		25	3	11%	28
ST MARYS MEDICAL CENTER			28	100%	28
PALMETTO PEDIATRICS			28	100%	28
ORANGE PEDIATRICS			28	100%	28
MINUTECLINIC DIAGNOSTIC OF TN PC #320		19	8	30%	27
ADEPT INPATIENT MEDICAL SERVICES PC		27			27
CITY OF CLEARWATER EMPLOYEE HEALTH CENTER		16	11	41%	27
OHSU MOLECULAR MICROBIOLOGY LAB		26	1	4%	27
PALMS MEDICAL GROUP - LAKE CITY WEST		4	23	85%	27
SPANISH RIVER HIGH SCHOOL ESE		23	4	15%	27
NEWYORK-PRESBYTERIAN/ LAWRENCE HOSPITAL LABORATORY		24	3	11%	27
Z UROLOGY		26	1	4%	27
49D2045214PHYSICIAN OFFICE-WAIVER-MEDEXPRESS URGENT CARE - HARRISONBU		18	9	33%	27
URGENT FAMILY CARE INC		24	3	11%	27
Summit Medical Group Westfield Lab		24	3	11%	27
DELRAY BEACH FACIAL PLASTIC SURGERY		27			27
ST ANTHONY'S HOSP PATIENT CARE SERVICE		1	26	96%	27
COASTAL SKIN SURGERY AND DERMATOLOGY		19	8	30%	27
LAKELAND HILLS CENTER		19	8	30%	27
LEXINGTON PLACE SENIOR LIVING COMMUNITY		27			27
EPIC REFERENCE LABS INC			27	100%	27
SUNCOAST LABS			27	100%	27
LOOP PEDIATRICS		22	5	19%	27
USCG AIR STATION CLEARWATER CLINIC		26	1	4%	27
CITY OF SANFORD EMPLOYEE HEALTH AND		25	2	7%	27
BROOKDALE SOUTHPOINT			27	100%	27
NOVANT HEALTH		18	9	33%	27
PULMONARY SPECIALISTS OF THE PALM BEACHES		16	11	41%	27
VICK STREET MANOR		27			27
CENTRAL FLORIDA PEDIATRIC URGENT CARE LLC		23	4	15%	27
LIFELINK TISSUE BANK D/B/A LIFELINK TISSUE BANK		22	5	19%	27
CARENOW - DOWNTOWN NORTH GULCH		25	2	7%	27
EMORY BENNETT VETERANS NURSING HOME	1	26			27
EXPRESS CARE OF BELLEVIEW		27			27
LOT HEALTH SERVICES☐	1	25			26
WAKULLA COUNTY HEALTH DEPARTMENT		12	14	54%	26

# COVID-19: testing by laboratory

Data through Jun 1, 2021 verified as of Jun 2, 2021 at 09:25 AM

Data in this report are provisional and subject to change.

The numbers in the table below represent the number of Florida and non-Florida residents for whom test results were received by the Department of Health. A person can be tested by more than one laboratory and can have both positive and negative results. **Therefore, the sum of the numbers in each column will be larger than the total number of people tested.**

Reporting lab	Inconclusive	Negative	Positive	Percent positive	Total
LAKES DIALYSIS CENTER INC			26	100%	26
RJ LEE GROUP	1	23	2	8%	26
KIMBERLY J HENDERSON MD PC		25	1	4%	26
Sovereign Laboratory Services, LLC		23	3	12%	26
THE MINIER URGENT CARE		20	6	23%	26
BAYFRONT HMA CONVENIENT CARE, LLC		2	24	92%	26
JUST FOR KIDS PEDIATRICS		5	21	81%	26
DOC PAM PA		25	1	4%	26
DALE MEDICAL CENTER		21	5	19%	26
PALM BEACH COUNTY FIRE RESCUE		24	2	8%	26
SUNQUEST		3	23	88%	26
MONCRIEF ARMY HEALTH CLINIC			26	100%	26
MINUTECLINIC DIAGNOSTIC OF NORTH		22	4	15%	26
CVS MINUTE CLINIC DIAGNOSTIC OF TEXAS LLC		22	4	15%	26
DARDEN WELLNESS CENTER		23	3	12%	26
SOUTH NASSAU COMMUNITIES HOSPITAL		22	4	15%	26
MAGNOLIA PEDIATRICS		4	22	85%	26
LAKE HOWARD HEIGHTS	1	21	4	15%	26
EAST HILL MEDICAL GROUP		17	9	35%	26
MINUTECLINIC, LLC #1586		17	9	35%	26
ABL MEDICAL CARE LLC			26	100%	26
GENOTOX LABORATORIES		23	3	12%	26
ADVENT HEALTH PARTIN SETTLEMENT HEALTH PARK		18	8	31%	26
ADVENT HEALTH - LAKE MARY PEDIATRICS		17	9	35%	26
TREEHOUSE PEDIATRICS & FAMILY CARE		26			26
OAKTREE HEALTHCARE			26	100%	26
INNOVATIVE RESEARCH OF WEST FLORIDA		23	3	12%	26
MORTON PLANT NORTH BAY HOSPITAL			26	100%	26
MD BEAUTY LABS, PA		24	2	8%	26
MINUTECLINIC DIAGNOSTIC PA		23	3	12%	26
ARCPPOINT LABS OF FORT LAUDERDALE		25	1	4%	26
MED + URGENT MEDICAL CARE SERVICES		24	1	4%	25
ROSS MEDICAL GROUP			25	100%	25
FEDERAL PRISON CAMP PENSACOLA			25	100%	25
MEDLAB INC		25			25
SENIOR LIVING IV SUN CITY LLC		18	7	28%	25
OLIVE BRANCH HEALTH AND REHABILITATION CENTER			25	100%	25
GREEN GABLES ASSISTED LIVING FACILITY		25			25
DOCTORS MEDICAL CENTER OF WALTON COUNTY CLINIC			25	100%	25
MEDEXPRESS URGENT CARE - SEMINOLE SQUA		23	2	8%	25
LEVY COUNTY SHERRIF'S DEPT		17	8	32%	25
NORTHSIDE HOSPITAL DULUTH		22	3	12%	25
SOUTH FLORIDA DIALYSIS CENTER		8	17	68%	25
MADWAR		19	6	24%	25
ADVENT HEALTH EXPRESS		9	16	64%	25
ORANGE REGIONAL MEDICAL CENTER LABORATORY		20	5	20%	25
WYCLIFFE BIBLE TRANSLATORS		25			25

# COVID-19: testing by laboratory

Data through Jun 1, 2021 verified as of Jun 2, 2021 at 09:25 AM

Data in this report are provisional and subject to change.

The numbers in the table below represent the number of Florida and non-Florida residents for whom test results were received by the Department of Health. A person can be tested by more than one laboratory and can have both positive and negative results. **Therefore, the sum of the numbers in each column will be larger than the total number of people tested.**

Reporting lab	Inconclusive	Negative	Positive	Percent positive	Total
MIAMI BEACH MEDICAL GROUP			25	100%	25
NONA PEDIATRIC CENTER		19	6	24%	25
ASURANCE SCIENTIFIC LABORATORIES		24	1	4%	25
BLOOMIN BRANDS WELLNESS CENTER	4	20	1	4%	25
FINLAY C. LABORATORY		4	21	84%	25
UNIV OF NORTH ALABAMA HEALTH CENTER		22	3	12%	25
Wesley Place on Honeysuckle		23	2	8%	25
MC DIAGNOSTIC OF CONNECTICUT, PC #775		24	1	4%	25
THE WATERMARK AT VISTAWILLA		25			25
ENCOMPASS HOME HEALTH OF THE SOUTHEAST LLC		23	2	8%	25
RICH STREET GROUP HOME		18	7	28%	25
VILLAGES REHABILITATION AND NURSING CENTER		24	1	4%	25
JUPITER MEDICAL CENTER		1	24	96%	25
TOTAL ACCESS URGENT CARE		1	24	96%	25
STATE LAB		3	22	88%	25
WESTPAC LABS		1	24	96%	25
LAKEWOOD RANCH MEDICAL CENTER CLINICAL LAB			25	100%	25
STEWART MEDICAL GROUP INC			25	100%	25
ATRIA AT ST JOSEPHS		24	1	4%	25
MINUTECLINIC MINUTECLINIC #8746		24	1	4%	25
TREASURE COAST URGENT CARE			25	100%	25
South Heritage Health and Rehab		25			25
ST. CLOUD HOSPITAL		20	5	20%	25
HEALTH MED CENTERS		24			24
MADISON COUNTY MEMORIAL HOSP		12	12	50%	24
UAH STUDENT HEALTH CENTER		17	7	29%	24
SARASOTA MEMORIAL NURSING & REHABILITATION CTR		24			24
STATEN ISLAND UNIVERSITY HOSPITAL		23	1	4%	24
CareATC - 15th Street Clinic			24	100%	24
MAITLAND PRIMARY CARE		9	15	63%	24
HENNEPIN COUNTY MEDICAL CENTER (HCMC)		13	11	46%	24
PHYSICIANS PRIMARY CARE OF SW FLORIDA PL		24			24
ADVANCED URGENT CARE CENTER		7	17	71%	24
AVENTIS BIO-SERVICES CTL		24			24
PRIME CARE ONE LLC/HARBORCHASE OF VENICE			24	100%	24
THE CHAPPEL GROUP RESEARCH		24			24
BAYFRONT FAMILY HEALTH CENTER		4	20	83%	24
PACIFICA SENIOR LIVING FORT MYERS		15	9	38%	24
INTERVENTIONAL REHABILITATION OF SOUTH FLORIDA		16	8	33%	24
GLEN COVE HOSPITAL		24			24
ST CATHERINE OF SIENA HOSPITAL		22	2	8%	24
HEALTHY MINORS, LLC.		20	4	17%	24
MAIMONIDES MEDICAL CENTER		21	3	13%	24
TARPON BAYOU CENTER			24	100%	24
EDWARD S BENNETT MD PLLC		24			24
TIMBERLANE LODGE ALF	1	16	7	29%	24
BROWNE MEDICAL		22	2	8%	24

# COVID-19: testing by laboratory

Data through Jun 1, 2021 verified as of Jun 2, 2021 at 09:25 AM

Data in this report are provisional and subject to change.

The numbers in the table below represent the number of Florida and non-Florida residents for whom test results were received by the Department of Health. A person can be tested by more than one laboratory and can have both positive and negative results. **Therefore, the sum of the numbers in each column will be larger than the total number of people tested.**

Reporting lab	Inconclusive	Negative	Positive	Percent positive	Total
MED PLUS FLORENCE		20	4	17%	24
ROWLETT MIDDLE ACADEMY		22	2	8%	24
MID FLORIDA PATHOLOGY LLC		23	1	4%	24
WESTMINSTER WOODS ON JULINGTON CREEK		22	2	8%	24
LABORATORY DYNAMICS		20	4	17%	24
RAINBOW PEDIATRIC CENTER		2	22	92%	24
ALAN SERURE MD		24			24
CARESPOT		3	21	88%	24
FLORENCE J HUNT STUDENT WELLNESS CENTER - HEALTH SERVICES (ABBOTT)		24			24
HERITAGE OAKS ASSISTED LIVING & MEMORY CARE		20	4	17%	24
CL BRUMBACK PRIMARY CARE CLINIC LANTANA		2	22	92%	24
SONATA BOYNTON BEACH		21	3	13%	24
ERIC C MARSHAL MD, PC DBA MINUTECLINIC		23	1	4%	24
COURTYARDS OF ORLANDO		24			24
ST ELIZABETH MEDICAL CENTER LABORATORY		21	3	13%	24
WELLOW URGENT CARE		23	1	4%	24
PALM BEACH GARDENS MEDICAL CENTER			24	100%	24
MINUTECLINIC, LLC #4507		22	2	8%	24
ROBINSON FAMILY CLINIC PA		14	10	42%	24
CSH LAKE ORIENTA LP		24			24
TRINITY MEDICAL ASSOCIATES LLC			24	100%	24
ORANGE PARK PEDIATRIC ASSOCIATES		10	14	58%	24
WELLMED AT LAKE COPELAND		18	6	25%	24
MINUTE CLINIC DIAGNOSTIC OF TN PC #64		20	3	13%	23
CORE LABORATORY		1	22	96%	23
ADVENTHEALTH MEDICAL GROUP	1	16	6	26%	23
NORTHWEST FLORIDA COMMUNITY HOSPITAL 3RD FLOOR		21	2	9%	23
REGENEXX TAMPA BAY		20	3	13%	23
LAKEVIEW HEALTH CARE SYSTEMS		9	14	61%	23
WALGREENS #03391		18	5	22%	23
FLUSHING HOSPITAL MEDICAL CENTER		19	4	17%	23
PRIMARY CARE SPECIALISTS OF ORLANDO LLC		18	5	22%	23
BARTON FAMILY PRACTICE		12	11	48%	23
SOMA MEDICAL CENTER, PA #4 FLORIDA MANGO		1	22	96%	23
OCEANSIDE URGENT CARE		23			23
NEW YORK PRESBYTERIAN - ALLEN HOSPITAL		23			23
GLEN OAKS URGENT CARE		21	2	9%	23
CARESPOT EXPRESS HEALTHCARE			23	100%	23
WOODHOUSE INC		17	6	26%	23
MARQUES PEDIATRICS			23	100%	23
THE VILLAGES HEALTH		12	11	48%	23
FLORIDA HOSPITAL LABS		12	11	48%	23
ISLAND COAST PEDIATRICS PA		22	1	4%	23
MC DIAGNOSTIC OF CONNECTICUT , PC # 3		21	2	9%	23
WUESTHOFF MEDICAL CENTER-MELBOURNE			23	100%	23
MINUTECLINIC DIAGNOSTICS MEDICAL GROUP		22	1	4%	23
ST LUKES ROOSEVELT LABORATORY		20	3	13%	23

# COVID-19: testing by laboratory

Data through Jun 1, 2021 verified as of Jun 2, 2021 at 09:25 AM

Data in this report are provisional and subject to change.

The numbers in the table below represent the number of Florida and non-Florida residents for whom test results were received by the Department of Health. A person can be tested by more than one laboratory and can have both positive and negative results. **Therefore, the sum of the numbers in each column will be larger than the total number of people tested.**

Reporting lab	Inconclusive	Negative	Positive	Percent positive	Total
EGL GENETIC DIAGNOSTICS		1	22	96%	23
ESOTERIX GENETIC LABORATORIES		17	6	26%	23
MINUTECLINIC DIAGNOSTIC OF RHODE ISLAND, LLC #590		22	1	4%	23
MEDEXPRESS URGENT CARE - TIMBERLAKE		20	3	13%	23
COMMONWEALTH OF MASSACHUSETTS			23	100%	23
OMEGA LABORATORIES		19	4	17%	23
MORRIS PARK URGENT CARE		20	3	13%	23
VALHALLA MEDICS		23			23
GUARDANT HEALTH		17	6	26%	23
COASTAL FAMILY PRACTICE		15	8	35%	23
MINUTECLINIC DIAGNOSTIC OF MICHIGAN PC		22	1	4%	23
BIOREFERENCE LABORATORIES		8	15	65%	23
FLORIDA HOSPITAL WINTER GARDEN		17	6	26%	23
UF HEALTH NORTH JACKSONVILLE			23	100%	23
BAYCARE MEDICAL GROUP INC			23	100%	23
URGENT CARE & FAMILY PRACTICE CENTER		4	19	83%	23
UNIVERSITY HILLS HEALTH AND REHABILITATION CENTER		18	5	22%	23
INTEGRATED FAMILY MEDICAL CENTER			23	100%	23
CITY OF LAKE MARY EMPLOYEE HEALTH CENTER		18	5	22%	23
PULSE MEDICAL GROUP INC			23	100%	23
MC DIAGNOSTIC OF CONNECTICUT, PC #1960		23			23
CVS NC4165POCT BREVARD		15	8	35%	23
VALLEY IMMEDIATE CARE		20	3	13%	23
LEE MEMORIAL HEALTH SYSTEM D/B/A		21	2	9%	23
CONNECTDX		8	15	65%	23
MC DIAGNOSTIC OF CONNECTICUT PC #459		23			23
NOBLE SENIOR LIVING		3	20	87%	23
NEW JERSEY		22	1	4%	23
ADVENT HEALTH - KISSIMMEE		6	17	74%	23
PEDIATRIC ASSOCIATES PA		17	5	23%	22
VIGILINT HEALTHCARE		20	2	9%	22
SOLE HEALTH LLC		22			22
CVS NY491POCT JACKSON HEIGHTS		22			22
CVS MINUTE CLINIC DIAGNOSTIC OF TEXAS, LLC		18	4	18%	22
CVS TX7162POCT HOUSTON		21	1	5%	22
FAMILY AND AFTER HOURS CARE		22			22
JOHNS HOPKINS MEDICAL LABORATORIES		1	21	95%	22
BASSETTI & ASSOCIATES, MD, PA			22	100%	22
EBEIDS MD PEDIATRICS		19	3	14%	22
ROCKLEDEGE REGIONAL MEDICAL CENTER		17	5	23%	22
MINUTE CLINIC DIAGNOSTIC OF SOUTH CAROLINA		18	4	18%	22
MORNINGSIDE MANOR & VILLA ADULT CARE C		22			22
GOOD SAMARITAN MEDICAL CENTER			22	100%	22
MEDI STATION			22	100%	22
THRIF-T DRUGS INC		20	2	9%	22
KELLY'S ASSISTED LIVING FACILITY		22			22
MINUTECLINIC DIAGNOSTIC OF TEXAS LLC		20	2	9%	22



# COVID-19: testing by laboratory

Data through Jun 1, 2021 verified as of Jun 2, 2021 at 09:25 AM

Data in this report are provisional and subject to change.

The numbers in the table below represent the number of Florida and non-Florida residents for whom test results were received by the Department of Health. A person can be tested by more than one laboratory and can have both positive and negative results. **Therefore, the sum of the numbers in each column will be larger than the total number of people tested.**

Reporting lab	Inconclusive	Negative	Positive	Percent positive	Total
DIACARTA INC.		22			22
TEXAS DEPARTMENT OF STATE HEALTH SERVICES		3	19	86%	22
WELLSTAR NORTH FULTON HOSPITAL LABORAT		20	2	9%	22
PALATKA VA CBOC		21	1	5%	22
ACM MEDICAL LABORATORY ALLIANCE		19	3	14%	22
HELIX DIAGNOSTICS			22	100%	22
Floral Health and Rehabilitation, LLC		21	1	5%	22
CRITICAL MASS GATHERING MEDICINE PLLC		22			22
BROOKDALE WEST BOYNTON BEACH		22			22
HARTFORD HOSPITAL ANCILLARY LAB		17	5	23%	22
COLUMBIA MEMORIAL HOSPITAL		22			22
CARENOW URGENT CARE-BRENTWOOD		16	6	27%	22
ROBERT WOOD JOHNSON UNIVERSITY HOSP		20	2	9%	22
FLORIDA PEDIATRICS		6	16	73%	22
UC HEALTH UNIVERSITY HOSPITAL		19	3	14%	22
SEAGRASS VILLAGE			22	100%	22
OHIO CVS STORES, LLC DBA		19	3	14%	22
YUSRA MEDICAL ASSOCIATES PA		16	6	27%	22
SOUTH CAROLINA DEPARTMENT OF HEALTH			22	100%	22
NORTH COUNTRY FAMILY HEALTH CENTER INC		22			22
CVS HEALTH, #3396		20	2	9%	22
KIDSWOOD PEDIATRICS CORP		6	16	73%	22
MINUTECLINIC LLC # 3401		22			22
MOBILE DIVISION LABORATORY		7	15	68%	22
ELAN SPANISH SPRINGS		4	18	82%	22
NAVAL MEDICAL CENTER SAN DIEGO	1		21	95%	22
FIRST CHOICE PEDIATRICS WINTER SPRINGS		16	6	27%	22
GENTIVA HEALTH SERVICES		20	2	9%	22
LPG PRIMARY CARE AT LABELLE		20	2	9%	22
MARATHON HEALTH FOR LIFE		19	3	14%	22
CVS PHARMACY		1	21	95%	22
ST VINCENT'S URGENT CARE		19	3	14%	22
TEN HEALTHCARE		6	16	73%	22
TENNESSEE DEPARTMENT OF HEALTH		15	6	29%	21
BAY PEDIATRICS PA		18	3	14%	21
MINUTECLINIC DIAGNOSTIC OF TN PC #566		17	4	19%	21
INTERNATIONAL MEDICAL LABORATORY INC		21			21
UPMC CHAUTAUQUA AT WCA LABORATORY		20	1	5%	21
MINUTECLINIC LLC #5176		18	3	14%	21
CVS MINUTE CLINIC DIAG OF IND, LLC #6549		19	2	10%	21
URGENT TEAM		17	4	19%	21
IPSUM DIAGNOSTICS LLC		21			21
URGENT CARE OF NEW YORK		20	1	5%	21
CVS MINUTE CLINIC DIAGNOSTIC MED GRP OF CA		21			21
ST JUDE CHILDRENS RESEARCH HOSPITAL		21			21
CVS MINUTE CLINIC, LLC #22		20	1	5%	21
BLOOMINGDALE PEDIATRIC ASSOCIATES PA			21	100%	21

# COVID-19: testing by laboratory

Data through Jun 1, 2021 verified as of Jun 2, 2021 at 09:25 AM

Data in this report are provisional and subject to change.

The numbers in the table below represent the number of Florida and non-Florida residents for whom test results were received by the Department of Health. A person can be tested by more than one laboratory and can have both positive and negative results. **Therefore, the sum of the numbers in each column will be larger than the total number of people tested.**

Reporting lab	Inconclusive	Negative	Positive	Percent positive	Total
CLINICAL PATHOLOGY LABORATORIES SOUTHEAST			21	100%	21
WACO HHSSURGEWACO	1	17	3	14%	21
WINTER PARK FAMILY PRACTICE LLC		17	4	19%	21
MINUTECLINIC, LLC, DBA MINUTECLINIC #6		18	3	14%	21
SELECT PHYSICIANS ALLIANCE		21			21
RHODE ISLAND DEPARTMENT OF HEALTH			21	100%	21
REGENCY SQUARE MALL - SEARS		4	17	81%	21
POINT OF CARE CLINICS PRIMARY CARE		20	1	5%	21
SHELBY BAPTIST MEDICAL CENTER		16	5	24%	21
CVS NC2357POCT HUNTERSVILLE		19	2	10%	21
CARESPOT OF NOCATEE		1	20	95%	21
ROCKLEDGE FAMILY HEALTH			21	100%	21
HARLEM HOSPITAL CENTER		20	1	5%	21
THE CANOPY AT HARPER LAKE	1	1	19	90%	21
GRACE WELLNESS CENTER		8	13	62%	21
CLEVELAND CLINIC FLORIDA		1	20	95%	21
PRIMECARE OF DOTHAN-DALEVILLE CLINIC		16	5	24%	21
PICHARDO CLINIC, THE		19	2	10%	21
Citymd Of Lacey		18	3	14%	21
CHAMBREL AT PINECASTLE		20	1	5%	21
TINA'S ASSISTED LIVING FACILITY CORP		21			21
ESTATES MEDICAL CENTER		12	9	43%	21
GOOD SAMARITAN SOCIETY OF DAYTONA		16	5	24%	21
JEFFERSON K-12, A SOMERSET SCHOOL- CLINIC		17	4	19%	21
PROFESSIONAL PARK PEDIATRICS PA			20	100%	20
AUBURN COMMUNITY HOSPITAL		18	2	10%	20
PONCE PLAZA NURSING & REHAB CENTER		4	16	80%	20
MEDICAL EXPRESS CORP		18	2	10%	20
COLLEGE POINT URGENT CARE		17	3	15%	20
FAMILY CARE CYPRESS CREEK		1	19	95%	20
BAY COUNTY HEALTH DEPARTMENT		14	6	30%	20
COMPREHENSIVE CHILDCARE ASSOCIATES		12	8	40%	20
Atlanta VAMC		15	5	25%	20
MD PLUS URGENT CARE, LLC			20	100%	20
CONSOLIDATED LAB SERVICES		10	10	50%	20
LAKE WORTH MANOR		19	1	5%	20
MINUTE CLINIC		2	18	90%	20
MASSACHUSETTS GENERAL HOSPITAL		2	18	90%	20
KAILOS GENETICS INC		17	3	15%	20
PUTNAM COUNTY PUBLIC HEALTH UNIT		15	5	25%	20
PRATTVILLE BAPTIST HOSPITAL		16	4	20%	20
DEPT OF VA MEDICAL CENTER - BAY PINES			20	100%	20
SHIELDT3 LLC		20			20
CVS MINUTE CLINIC DIAGNOSTIC PA		15	5	25%	20
VIERA FAMILY MEDICINE AND WELLNESS		16	4	20%	20
SONORA QUEST LABORATORIES			20	100%	20
MC DIAGNOSTIC OF CONNECTICUT, PC #1966		20			20

# COVID-19: testing by laboratory

Data through Jun 1, 2021 verified as of Jun 2, 2021 at 09:25 AM

Data in this report are provisional and subject to change.

The numbers in the table below represent the number of Florida and non-Florida residents for whom test results were received by the Department of Health. A person can be tested by more than one laboratory and can have both positive and negative results. **Therefore, the sum of the numbers in each column will be larger than the total number of people tested.**

Reporting lab	Inconclusive	Negative	Positive	Percent positive	Total
MINUTECLINIC DIAGNOSTIC OF OKLAHOMA		17	3	15%	20
MINUTECLINIC DIAGNOSTIC OF TN PC #643		16	4	20%	20
CVS MINUTE CLINIC, LLC		15	5	25%	20
BEST MEDICAL CENTER		11	9	45%	20
MCWHORTER SCHOOL OF PHARMACY		20			20
FLORIDA COMMUNITY HEALTH CENTER OF ST. LUCIE		2	18	90%	20
ANYTIME LAB, LLC		18	2	10%	20
CARENOW URGENT CARE-WEST END		14	6	30%	20
WINSHIPS PHARMACY INC		20			20
FORT WALTON BEACH DEVELOPMENTAL CENTER		19	1	5%	20
ASHRAF MEDICAL GROUP PLLC DBA PULSE M		19	1	5%	20
COMMUNITY HOME HEALTH CARE		20			20
CVS GA2108POCT NORCROSS		17	3	15%	20
CALLAWAY CLINIC		14	6	30%	20
WALGREENS #06416		19	1	5%	20
REDITUS LABORATORIES			20	100%	20
PRIMARY CARE MEDICINE	1	13	6	30%	20
ODYSSEY HEALTHCARE OF MARION COUNTY, LLC		19	1	5%	20
BROOKDALE MANDARIN CENTRAL		7	13	65%	20
CLINIC OF PEDIATRICS & GI MEDICINE INC		1	19	95%	20
107TH PLACE GROUP HOME		20			20
ADVENTIST HEALTH SYSTEM		16	4	20%	20
ABC PEDIATRICS OF PORT ST LUCIE		18	2	10%	20
BRIDGEWAY HEALTH CLINICS INC		1	19	95%	20
MINUTE CLINIC LLC #2775		19	1	5%	20
NORTHERN WESTCHESTER HOSPITAL LABORATORY		18	2	10%	20
AVALON FAMILY RESORT ASSISTED LIVING LLC		20			20
FORT HAMILTON URGENT CARE		19			19
LAKEVIEW HEALTH SYSTEMS			19	100%	19
FRUITVILLE URGENT CARE			19	100%	19
MINUTECLINIC DIAGNOSTIC OF TN PC #6415		15	4	21%	19
SAVANNAH STATE UNIVERSITY, COUNSELING		19			19
PARROTT MEDICAL CLINIC			19	100%	19
UM MILLER SCHOOL OF MEDICINE			19	100%	19
CHELSEA NYC LAB		19			19
NO NAME		8	11	58%	19
BENNETT PEDIATRICS		19			19
NANO HEALTH ASSOCIATES LLC		19			19
JACKSON LABORATORY FOR GENOMIC MEDICIN		19			19
EMERALD COAST HOSPICE - CRESTVIEW		19			19
MINUTECLINIC DIAGNOSTIC OF NEW MEXICO		19			19
OCEAN REEF MEDICAL CENTER, LLC			19	100%	19
STAT MEDICAL CLINIC III INC		13	6	32%	19
CARE POINT HEALTH & WELLNESS CENTER		19			19
INTEGRATED REGIONAL LABORATORIES - LARGO			19	100%	19
St Joseph's Hospital & Medical Center		16	3	16%	19
MINUTE CLINIC LLC #5706		17	2	11%	19

# COVID-19: testing by laboratory

Data through Jun 1, 2021 verified as of Jun 2, 2021 at 09:25 AM

Data in this report are provisional and subject to change.

The numbers in the table below represent the number of Florida and non-Florida residents for whom test results were received by the Department of Health. A person can be tested by more than one laboratory and can have both positive and negative results. **Therefore, the sum of the numbers in each column will be larger than the total number of people tested.**

Reporting lab	Inconclusive	Negative	Positive	Percent positive	Total
THE CLINIC PREMISE HEALTH		13	6	32%	19
BAPTIST PRIMARY CARE PONTE VEDRA		13	6	32%	19
UNIVERSITY OF MIAMI MILLER SCHOOL			19	100%	19
WALGREENS #04176		14	5	26%	19
MICHELLE S PAGE MD PA		18	1	5%	19
FLORIDA HEART & VASCULAR MULTI SPECIALITY GROUP PA		18	1	5%	19
Crestwood Nursing Center		9	10	53%	19
FOX FAMILY PRACTICE		19			19
ALL PEDIATRIC CARE			19	100%	19
CVS MINUTE CLINIC DIAGNOSTIC OF WISCONSIN		19			19
TIFT REGIONAL HEALTH SYSTEM, INC		19			19
ANYLABTESTNOW		6	13	68%	19
MED HEALTH SERVICES		18	1	5%	19
ST. JUDES LABORATORIES		13	6	32%	19
BAPTIST MEMORIAL HEALTH CARE		17	2	11%	19
SARASOTA MEDICAL CENTER		8	11	58%	19
YORKVILLE PEDIATRIC URGENT CARE		19			19
MEDEXPRESS URGENT CARE, MOON TOWNSHIP		18	1	5%	19
ADVENTIST HEALTH SYSTEM FLORIDA DEPT OF HEALTH		13	6	32%	19
JACKSON NORTH MEDICAL CENTER		2	17	89%	19
MINUTE-CLINIC DIAGNOSTIC OF VIRGINIA, LLC #2003		16	3	16%	19
SEVEN RIVERS REGIONAL MEDICAL CENTER		5	14	74%	19
BAYVIEW MEDICAL		19			19
ELTINGVILLE CIRCLE URGENT CARE		18	1	5%	19
STONE WASH CLINICAL LABORATORIES		2	17	89%	19
LOVING CARE OF THE TREASURE COAST LLC	1	13	5	26%	19
MINUTE CLINIC DIAGNOSTIC MED GRP		18	1	5%	19
CLERMONT ADVENTHEALTH CENTRA CARE		1	18	95%	19
SANTA ROSA COUNTY JAIL - WELLPATH			19	100%	19
CORNER OAK ESTATE LLC		19			19
LAB INTERMARKET FACILITY LAB		1	18	95%	19
WALGREENS #07936		18	1	5%	19
AURORA UNIVERSITY WELLNESS CENTER		19			19
ROYAL PALM MEDICAL GROUP, INC		19			19
CAREHERE- LCS LEESBURG			19	100%	19
ST JOSEPH HOSPITAL		18	1	5%	19
MEDEXPRESS URGENT CARE - ROBINSON TWP, STEUBENVILLE PIKE		16	2	11%	18
MINUTECLINIC LLC (1435)		17	1	6%	18
MONTEFIORE ST LUKE'S CORNWALL HOSPITAL		14	4	22%	18
ESTATES MEDICAL CENTER INC		4	14	78%	18
XPRESS WELLNESS URGENT CARE			18	100%	18
MINUTECLINIC DIAGNOSTIC OF ILLINOIS LL		16	2	11%	18
Consulate Health Care at West Altamonte		6	12	67%	18
INFEXIONSHIELD INC.		18			18
ADVENT HEALTH - ZEPHYRHILLS			18	100%	18
PPD - IXLAYER		17	1	6%	18
BROWARD MEDICAL AND URGENT CARE		18			18

# COVID-19: testing by laboratory

Data through Jun 1, 2021 verified as of Jun 2, 2021 at 09:25 AM

Data in this report are provisional and subject to change.

The numbers in the table below represent the number of Florida and non-Florida residents for whom test results were received by the Department of Health. A person can be tested by more than one laboratory and can have both positive and negative results. **Therefore, the sum of the numbers in each column will be larger than the total number of people tested.**

Reporting lab	Inconclusive	Negative	Positive	Percent positive	Total
MINUTECLINIC, LLC #4682		13	5	28%	18
BROOKDALE ST AUGUSTINE		1	17	94%	18
MEDEXPRESS URGENT CARE LEWISBURG		17	1	6%	18
IONA COLLEGE HEALTH & WELLNESS CENTER		18			18
CARENOW URGENT CARE-DONELSON		13	5	28%	18
MINUTECLINIC DIAGNOSTICS OF IND, LLC		18			18
BRONSON FIRE DEPARTMENT		18			18
TPCA CLINICAL LABORATORIES		15	3	17%	18
TENDER CARE ALF		18			18
CVS MINUTE CLINIC DIAGNOSTIC OF VIRGINIA		18			18
INTERMOUNTAIN CENTRAL LAB		1	17	94%	18
CABOT RESERVE ON THE GREEN		18			18
HOLLEY-NAVARRE MEDICAL CLINIC		8	10	56%	18
GS LABS		17	1	6%	18
MINUTECLINIC DIAGNOSTIC OF VIRGINIA, LLC #1416		17	1	6%	18
OSCEOLA ALF OPERATOR, LLC DBA□		18			18
BERGEN NEW BRIDGE M		16	2	11%	18
HUDSON VALLEY HOSPITAL CENTER LABORATORY		17	1	6%	18
MEDEXPRESS URGENT CARE- MARYLAND		15	3	17%	18
HUNTINGTON URGENT CARE		17	1	6%	18
MOORINGS PARK OAKSTONE AT GREY OAKS		17	1	6%	18
MIRIMUS INC		1	17	94%	18
CLEVELAND CLINIC			18	100%	18
ADVENT HEALTH - WINTER HAVEN		8	10	56%	18
GENERAL INTERNAL MEDICINE MEDICAL CTR CLINIC		13	5	28%	18
MADISON CORE LABORATORIES		17	1	6%	18
AURORA DIAGNOSTICS		6	12	67%	18
GNT ASSOCIATES		17	1	6%	18
MINUTE CLINIC LLC #5733		18			18
PRIMARY CARE WALK IN CLINIC PLLC			18	100%	18
ADVANCED CARDIOVASCULAR DIAGNOSTICS		18			18
ASCENSION ST VINCENT'S PRIMARY CARE		1	17	94%	18
MINUTECLINIC #8699		14	4	22%	18
MI CASA DORADA ASSISTED LIVING FACILIT		18			18
WALGREEN EASTERN CO, INC		18			18
MARION COUNTY HEALTH DEPARTMENT		17	1	6%	18
UNIVERSITY OF MIAMI MILLER SCHOOL OF MEDICINE			18	100%	18
Terrace of Jacksonville		3	15	83%	18
DR PHILLIPS MEDICAL WELLNESS CENTER		13	5	28%	18
URGENT CARE AT LONGWOOD			18	100%	18
GULF COAST VILLAGE HOME HEALTH INC		6	11	65%	17
BAPTIST MEDICAL CENTER EAST		13	4	24%	17
INN AT LAKE SEMINOLE SQUARE, THE		17			17
HAVEN HOSPICE IN CHIEFLAND		9	8	47%	17
CARE NOW, INC		13	4	24%	17
UNIVERSITY OF ALABAMA - FUNGAL REFERENCE LABORATORY		12	5	29%	17
ALBIBI		1	16	94%	17



# COVID-19: testing by laboratory

Data through Jun 1, 2021 verified as of Jun 2, 2021 at 09:25 AM

Data in this report are provisional and subject to change.

The numbers in the table below represent the number of Florida and non-Florida residents for whom test results were received by the Department of Health. A person can be tested by more than one laboratory and can have both positive and negative results. **Therefore, the sum of the numbers in each column will be larger than the total number of people tested.**

Reporting lab	Inconclusive	Negative	Positive	Percent positive	Total
RDX BIOSCIENCE INC		14	3	18%	17
NORTHWESTERN MEMORIAL HOSPITAL			17	100%	17
STARLING AT NOCATEE			17	100%	17
BRYAN WHITFIELD MEMORIAL HOSPITAL		12	5	29%	17
COLETTA DRIVE GROUP HOME		17			17
MODMD LABORATORY		17			17
MINUTECLINIC DIAGNOSTIC OF MAINE, LLC		15	2	12%	17
BROOKDALE CROWN POINT			17	100%	17
WALGREENS #04217		16	1	6%	17
FLORIDA KEYS CONCIERGE MEDICINE, LLC		15	2	12%	17
MONTEFIORE NYACK HOSPITAL AFFILIATED LABORATORY		15	2	12%	17
MINUTECLINIC DIAGNOSTIC OF VIRGINIA		17			17
NEMOURS CHILDREN'S URGENT			17	100%	17
RESOLVE MOLECULAR DIAGNOSTICS		13	4	24%	17
EAR NOSE & THROAT ASSOCIATES OF MANATEE PA		17			17
SOMA MEDICAL CENTER PA			17	100%	17
MARCO DRUGS AND COMPOUNDING		13	4	24%	17
BAY BREEZE HEALTH AND REHABILITATION CENTER		9	8	47%	17
CVS TX7288POCT DALLAS		13	4	24%	17
MINUTECLINIC DIAG OF IND, LLC #6697		15	2	12%	17
UVMC MICROBIOLOGY		16	1	6%	17
INHEALTH LIFE SCIENCES		6	11	65%	17
MINUTECLINIC DIAGNOSTIC OF GEORGIA, LL		14	3	18%	17
BLOUNT MEMORIAL HOSPITAL		14	3	18%	17
WELLINGTON FAMILY PRACTICE		13	4	24%	17
MC DIAGNOSTIC OF CONNECTICUT, PC # 257		16	1	6%	17
EMORY JOHNS CREEK HOSPITAL		17			17
GENDERXPRESS/PICTURE ME PERFECT IMAGING		14	3	18%	17
CVS CA9715POCT THOUSAND OAKS		17			17
TRANSPLANT GENOMICS INC (EUROFINS)		17			17
BELLEVUE HOSPITAL CENTER DEPARTMENT		17			17
UNIVERSITY LAB			17	100%	17
COMMUNITY HEALTH OF SOUTH FLORIDA INC			17	100%	17
ATMORE NURSING CENTER		16	1	6%	17
LYNN KEEFE, MD PEDIATRICS		14	3	18%	17
CVS TN2179POCT MURFREESBORO		16	1	6%	17
COAST MED URGENT CARE		16	1	6%	17
MEDEXPRESS URGENT CARE - LAFAYETTE		16	1	6%	17
UNIVERSITY HOSPITAL UC HEALTH		11	6	35%	17
LEHIGH VALLEY HOSPITAL		3	14	82%	17
TOXUSALABS DBA CONNECTDX LABS		14	3	18%	17
PARRISH HEALTH CENTER		14	3	18%	17
URGENT CARE WEST CLINIC		14	3	18%	17
HEALTHCARE NOW			17	100%	17
MONTEFIORE MEDICAL CENTER LABORATORIES - WEILER		13	4	24%	17
RIVERSIDE MEDICAL GROUP		16	1	6%	17
GOLDMAN SACHS HEALTH CENTER	1	15	1	6%	17

# COVID-19: testing by laboratory

Data through Jun 1, 2021 verified as of Jun 2, 2021 at 09:25 AM

Data in this report are provisional and subject to change.

The numbers in the table below represent the number of Florida and non-Florida residents for whom test results were received by the Department of Health. A person can be tested by more than one laboratory and can have both positive and negative results. **Therefore, the sum of the numbers in each column will be larger than the total number of people tested.**

Reporting lab	Inconclusive	Negative	Positive	Percent positive	Total
GENETIC TECHNOLOGICAL INNOVATIONS			17	100%	17
DIEGO FALLON MD PA		6	11	65%	17
LILY'S PROMISE AL#12775		17			17
HAPPY KIDZ PEDIATRICS PL		13	4	24%	17
JS HEALTHCARE INC		16			16
NORTHWEST FLORIDA ENT, PA		5	11	69%	16
PANAMA CITY VITAS HOSPICE		16			16
NOVALIFE MEDSPA			16	100%	16
MADISON COUNTY HEALTH DEPARTMENT		8	8	50%	16
EMBRY-RIDDLE AERONAUTICAL UNIVERSITY HEALTH		8	8	50%	16
IGENEX INC		16			16
LONG ISLAND JEWISH VALLEY STREAM		15	1	6%	16
ADVENTHEALTH MEDICAL GROUP INTERNAL MEDICINE		13	3	19%	16
INDIANA STATE DEPARTMENT OF HEALTH		1	15	94%	16
NORTHWEST FLORIDA SLEEP		1	15	94%	16
MINUTECLINIC DIAGNOSTIC OF NEW JERSEY, LLC # 7069		16			16
Lab MSMC Hialeah			16	100%	16
METHODIST MEDICAL CENTER		13	3	19%	16
CRUCIAL CARE		10	6	38%	16
STATEN ISLAND UNIVERSITY HOSPITAL SEGUINE AVE		13	3	19%	16
MINUTECLINIC MINUTECLINIC #8505		14	2	13%	16
ST AUGUSTINE PLANTATION		1	15	94%	16
CVS NC187POCT CHARLOTTE		15	1	6%	16
LEE COMMUNITY HEALTHCARE INC DUNBAR		14	2	13%	16
BVL PEDIATRICS		14	2	13%	16
NORTHSIDE HOSPITAL FORSYTH		14	2	13%	16
CENTRAL JERSEY URGENT CARE OF EATONTOW		15	1	6%	16
WESTERN NEW YORK IMMEDIATE MEDICAL CAR		14	2	13%	16
ST JOSEPH WOMENS HOSPITAL			16	100%	16
SURGERY CENTER OF CORAL GABLES LLC,THE		12	4	25%	16
SRMC AVALON		9	7	44%	16
MINUTE CLINIC OF KANSAS PA		9	7	44%	16
CVS PA6902POCT BRYN MAWR		14	2	13%	16
Heartland Healthcare Center Boca Raton		2	14	88%	16
CLEVELAND TENNESSEE HOSPITAL COMPANY		14	2	13%	16
HODGES CLUSTER		2	14	88%	16
WELLMED AT PORT ST LUCIE WEST		11	5	31%	16
PIEDMONT ATHENS REGIONAL MEDICAL		14	2	13%	16
UNAVAILABLE/UNKNOWN/NO INFORMATION FOUND			16	100%	16
PRO HEALTH FAMILY PHYSICIANS, NYSTROM		16			16
PRESBYTERIAN MEDICAL SERVICES		16			16
TITUSVILLE TOWERS ASSISTED LIVING		16			16
XERA MED RESEARCH			16	100%	16
CULINARY INSTITUTE OF AMERICA STUDENT	3	13			16
MINUTE CLINIC LLC #1909		15	1	6%	16
MINUTE CLINIC DIAGNOSTIC OF SC, LLC #42		15	1	6%	16
BONIFAY NURSING AND REHABILITATION CENTER			16	100%	16

# COVID-19: testing by laboratory

Data through Jun 1, 2021 verified as of Jun 2, 2021 at 09:25 AM

Data in this report are provisional and subject to change.

The numbers in the table below represent the number of Florida and non-Florida residents for whom test results were received by the Department of Health. A person can be tested by more than one laboratory and can have both positive and negative results. **Therefore, the sum of the numbers in each column will be larger than the total number of people tested.**

Reporting lab	Inconclusive	Negative	Positive	Percent positive	Total
MINNEOLA PLACE A HOMEBRIDGE COMMUNITY		16			16
INTERNAL MEDICINE ASSOCIATES & SPECIALTIES INC		15	1	6%	16
BRIDGE DIAGNOSTICS			16	100%	16
LYNN UNIVERSITY INC		16			16
WISE'S DRUG STORE INC.,		14	2	13%	16
MORTON PLANT MEASE			16	100%	16
MARION OAKS ASSISTED LIVING		16			16
MILLENNIUM PHYSICIAN GRP LLC NAPLES PINE RIDGE			16	100%	16
VILLAGES HEALTH, THE		10	6	38%	16
KETAMINE HEALTH CENTERS AT BONITA SPRINGS, LLC		16			16
URGENT CARE CLINIC OF LINCOLN		14	2	13%	16
DAVITA DIALYSIS		4	12	75%	16
SUFFRIDGE DRIVE GROUP HOME		16			16
FAST TRACK URGENT CARE CENTER - TYRONE			16	100%	16
MINUTE CLINIC LLC #6765		16			16
NOVANT HEALTH GOHEALTH URGENT CARE-HARRISBURG		8	8	50%	16
PROMEDICA LABORATORIES		11	5	31%	16
MINUTECLINIC DIAGNOSTIC OF RHODE ISLAND		13	3	19%	16
OKEECHOBEE HEALTHCARE FACILITY			16	100%	16
ALAN L MELOTEK MD		16			16
SANDPIPER CLUSTER		16			16
PROHEALTH CARE ASSOCIATES MOBILE		13	3	19%	16
MEDEXPRESS URGENT CARE - BENTON HARBOR		15	1	6%	16
CVS HEALTH, #2043		16			16
PROMUS DIAGNOSTICS, LLC			16	100%	16
TMH FSU RAPID LABORATORY		2	14	88%	16
FLORIDA MEDICAL ASSOCIATES LLC		9	7	44%	16
VERO DIAGNOSTICS		15	1	6%	16
JOSEPH MIGNOGNA		13	3	19%	16
MEDICINE AT LONGWOOD		16			16
MIAMI BEACH MEDICAL GROUP LLC			16	100%	16
ALL FLORIDA FAMILY & SPORTS MEDICINE		15	1	6%	16
MIRACLE ALF INC		15			15
MEADOWCREST MOLECULAR DIAGNOSTICS, LLC			15	100%	15
DOCTORS HOSPITAL LAB MEDICAL OFFICE BUILDING			15	100%	15
MILTON 4707		15			15
MEDEXPRESS URGENT CARE - PANTOPS		13	2	13%	15
MINUTECLINIC, DIAGNOSTIC OF TEXAS, LL		14	1	7%	15
WELLMED AT SOUTH PARSONS		11	4	27%	15
MINUTECLINIC, LLC, DBA MINUTECLINIC #2		13	2	13%	15
MC DIAGNOSTIC OF CONNECTICUT, PC #1043		15			15
CUSTEAD CARE CENTER HAVEN HOSPICE		12	3	20%	15
BESSENT ROAD GROUP HOME		15			15
MELBOURNE FAMILY PRACTICE		13	2	13%	15
NIGHT OWL PEDIATRICS URGENT CARE			15	100%	15
NEW YORK PRESBYTERIAN - LOWER MANHATTAN		15			15
HEALTH MED HOME CARE, LLC		15			15

# COVID-19: testing by laboratory

Data through Jun 1, 2021 verified as of Jun 2, 2021 at 09:25 AM

Data in this report are provisional and subject to change.

The numbers in the table below represent the number of Florida and non-Florida residents for whom test results were received by the Department of Health. A person can be tested by more than one laboratory and can have both positive and negative results. **Therefore, the sum of the numbers in each column will be larger than the total number of people tested.**

Reporting lab	Inconclusive	Negative	Positive	Percent positive	Total
BROOKLYN HOSPITAL CENTER DOWNTOWN CAMPUS		15			15
SUNCOAST COMMUNITY HEALTH CENTERS INC		4	11	73%	15
UPS		13	2	13%	15
MEDHELP LAKESHORE PC		13	2	13%	15
MC DIAGNOSTIC OF CONNECTICUT, PC #114		15			15
PHELPS HOSPITAL LABORATORY		13	2	13%	15
MINUTECLINIC, LLC, DBA MINUTECLINIC #6106		13	2	13%	15
Astoria Health and Rehab		15			15
AJU GEORGE MD PA			15	100%	15
OPTIONS FOR SENIORS INC DBA PALM KREST MANOR		12	3	20%	15
FAMILY CARE CENTER OF ARLINGTON		10	5	33%	15
MEDEXPRESS URGENT CARE-ALTOONA		13	2	13%	15
MEDLABS DIAGNOSTICS		11	4	27%	15
MINUTECLINIC DIAGNOSTIC OF TN, PC 6438		13	2	13%	15
MINUTECLINIC, LLC #1492		15			15
CVS CT2210POCT RIVERSIDE		15			15
MEDI-DRUG INC		13	2	13%	15
CVS GA2147POCT KENNESAW		11	4	27%	15
OPIS ISLAND LAKE CENTER		13	2	13%	15
EASTLAKE PEDIATRICS - TRINITY		15			15
OAKMONTE VILLAGE OF DAVIE			15	100%	15
SARASOTA - ROBERT L TAYLOR COMMUNITY CENTER□		1	14	93%	15
DESOTO HEALTH AND REHAB LLC		10	5	33%	15
SKIN WELLNESS PHYSICIANS LLC		15			15
TELEVISIT MALABAR PEDIATRICS		5	10	67%	15
MINUTECLINIC DIAGNOSTIC OF NORTH CAROLINA, PC		14	1	7%	15
CARDIOTHORACIC SURGERY OF HYDE PARK			15	100%	15
CVS TN5601POCT LENOIR CITY		13	2	13%	15
CENTRAL JERSEY URGENT CARE		14	1	7%	15
The Evangelical Lutheran Good Samaritan Society		15			15
Hackensack Umc Mountainside		14	1	7%	15
LIFE'S SPECIAL MOMENTS INC		15			15
ALL 4 KIDZ PEDIATRICS		11	4	27%	15
MEDLAB ASSOCIATES LLC		15			15
RICHMOND UNIVERSITY MEDICAL CENTER		12	3	20%	15
HIRAM COLLEGE HEALTH CENTER (ABBOTT)		13	2	13%	15
GADSDEN REGIONAL MEDICAL CENTER		15			15
VA Primary Care Clinic at Meharry		14	1	7%	15
HORIZON MEDICAL GROUP		13	2	13%	15
HELGEMO & LIOU PEDIATRICS		11	4	27%	15
PATHLINE			15	100%	15
UNIVERSITY HOSPITALS OF CLEVELAND		9	6	40%	15
SINAI HOSPITAL OF BALTIMORE		15			15
MINUTE CLINIC DIAGNOSTIC OF VIRGINIA, LLC #1905		15			15
DELIVER MY MEDS CORP		15			15
MINUTE CLINIC LLC #10203		12	3	20%	15
ORLANDO HEALTH		2	13	87%	15

# COVID-19: testing by laboratory

Data through Jun 1, 2021 verified as of Jun 2, 2021 at 09:25 AM

Data in this report are provisional and subject to change.

The numbers in the table below represent the number of Florida and non-Florida residents for whom test results were received by the Department of Health. A person can be tested by more than one laboratory and can have both positive and negative results. **Therefore, the sum of the numbers in each column will be larger than the total number of people tested.**

Reporting lab	Inconclusive	Negative	Positive	Percent positive	Total
SOMA MEDICAL CENTER, P.A.			15	100%	15
CVS TX8387POCT AUSTIN		15			15
CVS MINUTE CLINIC DIAGNOSTIC		14	1	7%	15
WALK IN URGENT CARE			15	100%	15
RUSSELL MEDICAL CENTER		13	2	13%	15
EAST SIDE CLINICAL LABORATORY		13	2	13%	15
MINUTECLINIC DIAGNOSTIC OF TN PC #386		13	2	13%	15
BETH ISRAEL MEDICAL CENTER LABS		14	1	7%	15
SIMEDHEALTH, LLC		13	2	13%	15
CVS NY549POCT RIDGEWOOD		12	3	20%	15
MEDEXPRESS URGENT CARE - CHRISTIANBURG		11	4	27%	15
FAMILY CARE			15	100%	15
CVS TX8321POCT MCKINNEY		15			15
PREMIER LABORATORY SERVICES, LLC		5	10	67%	15
FLORIDA DEPARTMENT OF HEALTH IN HILLSBOROUGH COUNTY		1	14	93%	15
LAKE CO SCHOOLS EMPLOYEE HEALTH & WELLNESS CENTER	1	11	3	20%	15
DIATHERIX		13	2	13%	15
OPTUM PRIMARY CARE		2	13	87%	15
ADVICE FOR OPTIMAL WELLNESS		11	3	21%	14
EFFINGER HEALTH, PA		14			14
MINUTE CLINIC, LLC #1434		13	1	7%	14
TLC FAMILY CARE HOME INC		14			14
ST CLOUD MEDICAL GROUP		12	2	14%	14
THOMAS JEFFERSON UNIVERSITY HOSPITAL		4	10	71%	14
SOUTHEASTERN LABORATORY			14	100%	14
Solaris Healthcare Pensacola			14	100%	14
CVS CA9113POCT CHULA VISTA		14			14
ENCOMPASS HEALTH REHABILITATION HOSPITAL OF NORTH		14			14
EAST GEORGIA REGIONAL MEDICAL CENTER		13	1	7%	14
CVS MINUTE CLINIC DIAGNOSTIC OF TN #3293		13	1	7%	14
CVS CA9963POCT SAN DIEGO		14			14
MINUTECLINIC DIAGNOSTIC OF SC, LLC #4		13	1	7%	14
DYNAMIC DNA LAB		1	13	93%	14
MINUTE CLINIC DIAGNOSTIC OF NORTH CAROLINA		13	1	7%	14
CVS MA6505POCT NEWTON		14			14
FAMILY PRACTICE ON THE GO		6	8	57%	14
CFS WELLNESS AND MED SPA LLC			14	100%	14
VALDOSTA FAMILY MEDICINE		1	13	93%	14
DYNAMIC HEALTH CENTERS INC		9	5	36%	14
POLK CHD BARTOW		13	1	7%	14
TALLAHASSEE PRIMARY CARE ASSOCIATES PA		12	2	14%	14
CAN COMMUNITY HEALTH, INC		12	2	14%	14
NORTHEAST PEDIATRICS			14	100%	14
DIAMOND SPEEDWAY DIALYSIS		1	13	93%	14
MHHS All Lab Subsection		14			14
MINUTECLINIC DIAGNOSTIC OF TN, PC 6304		12	2	14%	14
ORCHID COVE		3	11	79%	14



# COVID-19: testing by laboratory

Data through Jun 1, 2021 verified as of Jun 2, 2021 at 09:25 AM

Data in this report are provisional and subject to change.

The numbers in the table below represent the number of Florida and non-Florida residents for whom test results were received by the Department of Health. A person can be tested by more than one laboratory and can have both positive and negative results. **Therefore, the sum of the numbers in each column will be larger than the total number of people tested.**

Reporting lab	Inconclusive	Negative	Positive	Percent positive	Total
COLISEUM MED CTR LLC/COLISEUM MED CTRS		11	3	21%	14
MINUTECLINIC DIANOSTIC OF VIRGINIA, LL		13	1	7%	14
FG RAPID RESULTS LLC		8	6	43%	14
MERCY MEDICAL CENTER		7	7	50%	14
SIGMUND LABS LLC		14			14
ARNOT OGDEN MEDICAL CENTER LABORATORY		14			14
CARE ATC			14	100%	14
MINUTECLINIC DIAGNOSTIC OF VIRGINIA, LLC #255		14			14
STEWART MELBOURNE HOSPITAL, INC	1		13	93%	14
AVENTURA HOSPITAL AND MEDICAL CENTER			14	100%	14
ALASKA PUBLIC HEALTH LAB		1	13	93%	14
MY WELLNESS EXPRESS			14	100%	14
MINUTECLINIC DIAGNOSTIC OF ILLINOIS		12	2	14%	14
FAMILY MEDICINE OF WESTON LLC		6	8	57%	14
TAPESTRY TALLAHASSEE WALDEN		14			14
DOCTORS EXPRESS OF ST PETERSBURG		4	10	71%	14
BOCA SIMON		2	12	86%	14
MED TECH SERVICES OF PALM BEACH INC		14			14
MINUTECLINIC DIAGNOSTIC OF TN, PC 4992		14			14
THE MARY IMOGENE BASSETT HOSPITAL		14			14
ACCESS HOME HEALTH OF FLORIDA LLC		14			14
WALGREENS #11378		14			14
CVS GA3766POCT DACULA		12	2	14%	14
CVS PA1671POCT LANCASTER		14			14
CVS MA1852POCT MEDWAY		14			14
MINUTECLINIC 7196		13	1	7%	14
PT&J REHAB - VILLAGE OF ROYAL PALM BEACH		12	2	14%	14
MINUTE CLINIC LLC #0169		12	2	14%	14
HAVEN HOSPICE			14	100%	14
CVS HEALTH MINUTE CLINIC		1	13	93%	14
QUEENS UNIVERSITY OF CHARLOTTE		14			14
MEDEXPRESS URGENT CARE-LATROBE		13	1	7%	14
MINUTE-CLINIC DIAGNOSTIC OF VIRGINIA, LLC		14			14
CVS OH3301POCT WOODMERE		14			14
MINUTE CLINIC DIAG OF IND LLC #8674		14			14
EPIPHANY HEALTH		8	6	43%	14
NYU WINTHROP LABORATORY		14			14
HEALTHFIRST ADVENT HEALTH CENTRA CARE COCOA BEACH			14	100%	14
BAPTIST HEALTH			14	100%	14
WHEELER LABORATORY		13	1	7%	14
SOUTHEASTERN UNIVERSITY INC		14			14
MEDEXPRESS URGENT CARE MONACA		14			14
CITY OF WEST PALM BEACH EMPLOYEE & FAMILY HEALTH		14			14
LUCID DIAGNOSTICS LABS			14	100%	14
CVS TN5639POCT FARRAGUT		11	3	21%	14
MINUTECLINIC, LLC, MINUTECLINIC #7637		12	2	14%	14
RIVERSIDE COTTAGES AT THE SHORES, LLC			14	100%	14

# COVID-19: testing by laboratory

Data through Jun 1, 2021 verified as of Jun 2, 2021 at 09:25 AM

Data in this report are provisional and subject to change.

The numbers in the table below represent the number of Florida and non-Florida residents for whom test results were received by the Department of Health. A person can be tested by more than one laboratory and can have both positive and negative results. **Therefore, the sum of the numbers in each column will be larger than the total number of people tested.**

Reporting lab	Inconclusive	Negative	Positive	Percent positive	Total
Lady Lake Specialty Care			14	100%	14
SUMMIT ATLANTIC SURGERY CENTER		14			14
CVS CT1109POCT BETHEL		13			13
Red Dog Mine Medical Clinic		13			13
CORAL LANDING ASSISTED LIVING		11	2	15%	13
ST VINCENT'S ST CLAIR		10	3	23%	13
Signature Healthcare of Savannah		13			13
THE PLAZA AT PARKSQUARE		13			13
MEDEXPRESS URGENT CARE - SALEM		9	4	31%	13
WALGREEN #6538		13			13
PARKWEST MEDICAL CENTER		11	2	15%	13
MEDEXPRESS URGENT CARE - WILLIAMSPORT		12	1	8%	13
WALGREENS 65 INF Y FRAGOSO (ST 174)		12	1	8%	13
COMPASS URGENT CARE		8	5	38%	13
IN-OFFICE LAB		12	1	8%	13
ADVENTHEALTH MEDICAL GROUP CARE CLINIC AT		9	4	31%	13
LAKELAND VOLUNTEERS IN MEDICINE INC		10	3	23%	13
MINUTECLINIC, LLC, DBA MINUTECLINIC #4		12	1	8%	13
CARROLL GARDENS URGENT CARE		13			13
CURATIVE		1	12	92%	13
MEYER PEDIATRICS CHTD		11	2	15%	13
WANTAGH URGENT CARE		10	3	23%	13
ALBION COLLEGE (ABBOTT)		13			13
COLLIER HMA PHYSICIAN MANAGEMENT, LLC		2	11	85%	13
SHELBY COUNTY HEALTH CARE CORPORATION		10	3	23%	13
MINUTE CLINIC LLC # 2033		11	2	15%	13
BROOKDALE DELAND			13	100%	13
CVS SC2736POCT MURRELLS INLET		10	3	23%	13
ACCENTCARE		13			13
MINUTE-CLINIC DIAGNOSTIC OF VIRGINIA,		12	1	8%	13
FLORIDA STATE HOSPITAL			13	100%	13
MINUTE CLINIC, LLC #4650		11	2	15%	13
HARBOR CHASE OF JACKSONVILLE			13	100%	13
CVS OH2342POCT WEST CHESTER		11	2	15%	13
ESCAMBIA COMMUNITY CLINIC		2	11	85%	13
WALGREENS #10264		13			13
CROSS CARE CENTER			13	100%	13
PUTNAM COUNTY HEALTH DEPARTMENT		13			13
CAPE CORAL URGENT CARE		9	4	31%	13
ORMOND MEDICAL ARTS		3	10	77%	13
ST CLOUD COMPOUNDING PHARMACY & WELLNESS CENTER		12	1	8%	13
CVS NC2313POCT RALEIGH		11	2	15%	13
WALGREENS # 03608		9	4	31%	13
PHASE2 LABS	2	9	2	15%	13
MEDEXPRESS URGENT CARE - MAPLE DRIVE		12	1	8%	13
ISLAND COAST PEDIATRICS IN-HOUSE LAB		12	1	8%	13
MISSOURI DEPARTMENT OF HEALTH AND SENIOR SERVICES			13	100%	13

# COVID-19: testing by laboratory

Data through Jun 1, 2021 verified as of Jun 2, 2021 at 09:25 AM

Data in this report are provisional and subject to change.

The numbers in the table below represent the number of Florida and non-Florida residents for whom test results were received by the Department of Health. A person can be tested by more than one laboratory and can have both positive and negative results. **Therefore, the sum of the numbers in each column will be larger than the total number of people tested.**

Reporting lab	Inconclusive	Negative	Positive	Percent positive	Total
MAINSTREET FAMILY SELECT		1	12	92%	13
WORLD WRESTLING ENTERTAINMENT			13	100%	13
CVS NC3319POCT CHARLOTTE		10	3	23%	13
MINUTECLINIC, LLC #244		12	1	8%	13
GLENBROOKE AT PALM BAY			13	100%	13
LAKELAND REGIONAL HEALTH GRASSLANDS		12	1	8%	13
EAR NOSE AND THROAT ASSOCIATES OF MANATEE, P.A.		10	3	23%	13
SAMARITAN MEDICAL CENTER		13			13
CVS MINUTE CLINIC DIAGNOSTIC MED GRP OF SAN		11	2	15%	13
CVS MA299POCT WORCESTER		13			13
AVALON MEDICAL WALK IN CLINIC			13	100%	13
MINUTECLINIC DIAGNOSTIC OF MINNESOTA		12	1	8%	13
CARENOW URGENT CARE-HERMITAGE		9	4	31%	13
AFC URGENT CARE - CEDAR GROVE		11	2	15%	13
NATIONAL GENETICS INST LABCORP		4	9	69%	13
QHG OF ENTERPRISE INC (DBA MEDICAL CTR		13			13
NAPLES GREEN VILLAGE		12	1	8%	13
CVS TX8351POCT BEAUMONT		11	2	15%	13
RED MOUNTAIN DIAGNOSTICS		13			13
ROCKLEDGE		3	10	77%	13
HNL LAB MEDICINE		10	3	23%	13
MINUTECLINIC DIAGNOSTIC OF RHODE ISLAN		13			13
GULF COAST MEDICAL GROUP		5	8	62%	13
URGENT MEDICAL CENTER INC		5	8	62%	13
SANDGATE GARDENS REHAB & NURSING CENTER		3	10	77%	13
MINUTECLINIC DIAGNOSTIC OF TN PC #5671		9	4	31%	13
Sunnyside Care Center		13			13
VILLA OF KINGS AND QUEENS OF DELRAY		13			13
BARRANCO CLINIC,THE	3	9	1	8%	13
CVS NC7213POCT MATTHEWS		10	3	23%	13
CLINICAL LABORATORY SERVICES			13	100%	13
LANE PEDIATRICS PA		1	12	92%	13
MOODY MANOR		13			13
SOMA MEDICAL CENTER PA #4			13	100%	13
ADVENTHEALTH MEDICAL GROUP INTERNAL MEDICINE AT		7	6	46%	13
CONSULATE HEALTH CARE OF PENSACOLA			13	100%	13
ALACHUA COUNTY HEALTH DEPARTMENT		1	12	92%	13
DEVEREUX FLORIDA CHILDRENS CENTER			13	100%	13
CVS MINUTE CLINIC DIAGNOSTIC PA #3060		11	2	15%	13
HEART OF FLORIDA HEALTH CENTER INC		5	8	62%	13
SOUTHEAST FAMILY HEALTHCARE CENTER			13	100%	13
CVS SC7556POCT WEST COLUMBIA		11	2	15%	13
SPRINGHILL MEMORIAL HOSPITAL		13			13
GULF COAST REGIONAL BLOOD CENTER			12	100%	12
LONGWOOD PEDIATRICS LLC			12	100%	12
STPET		10	2	17%	12
CVS MA1022POCT CAMBRIDGE		12			12

# COVID-19: testing by laboratory

Data through Jun 1, 2021 verified as of Jun 2, 2021 at 09:25 AM

Data in this report are provisional and subject to change.

The numbers in the table below represent the number of Florida and non-Florida residents for whom test results were received by the Department of Health. A person can be tested by more than one laboratory and can have both positive and negative results. **Therefore, the sum of the numbers in each column will be larger than the total number of people tested.**

Reporting lab	Inconclusive	Negative	Positive	Percent positive	Total
CVS GA2236POCT WOODSTOCK		12			12
METALABDX		12			12
VITALANT		1	11	92%	12
MINUTECLINIC DIAGNOSTIC OF SC, LLC #7		10	2	17%	12
AMERICAN HOUSE FORT MYERS		12			12
PALM BEACH PATHOLOGY		9	3	25%	12
GENESIS		8	4	33%	12
TMH PHYSICIAN PARTNERS - MONTICELLO		10	2	17%	12
FAMILY MEDICINE AT HUNTERS CREEK		12			12
MERCY HEALTH—MUSKEGON		7	5	42%	12
CVS MD2956POCT NEW MARKET		11	1	8%	12
FAMILY MEDICINE AT LONGWOOD			12	100%	12
TERRACINA LLC		6	6	50%	12
MINUTECLINIC #8760		12			12
MEDPRO URGENT CARE CENTER INC		12			12
ORLANDO FAMILY MEDICAL INC		12			12
SUMTER COUNTY HEALTH DEPARTMENT		7	5	42%	12
SAMARITAN HOSPITAL LABORATORY		11	1	8%	12
ST. PETERSBURG PEDIATRICS			12	100%	12
HEWLETT URGENT CARE, PLLC		12			12
GEORGE W FERGUSON MD-CONCIERGE MEDICAL SERVICES PL		11	1	8%	12
MERIDIAN AT WATERWAYS, THE		10	2	17%	12
VERITAS RESEARCH CORP			12	100%	12
CULVER-STOCKTON COLLEGE		10	2	17%	12
FAMILY HEALTH CENTER AT PORT ST JOHN		4	8	67%	12
ABSOLUTE HEALTH		11	1	8%	12
CVS MA594POCT FALMOUTH		11	1	8%	12
FLORIDA DEPT OF HEALTH		4	8	67%	12
BROWARD DIALYSIS			12	100%	12
CREATIVE PHARMACY SOLUTIONS EAST		12			12
Westchester General Hospital			12	100%	12
KINGSWAY MEDICAL CENTER INC		9	3	25%	12
JOHN W NORRIS III MD PA	1		11	92%	12
APPLE DIAGNOSTICS LAB		5	7	58%	12
MINUTECLINIC DIAG OF IND, LLC #2387		10	2	17%	12
WEST DADE PEDIATRICS			12	100%	12
ST PETER'S UNIVERSITY HOSPITAL		9	3	25%	12
CARLOS PORTU MD, PLLC			12	100%	12
OHIO STATE UNIVERSITY MEDICAL CENTER			12	100%	12
MEDEXPRESS URGENT CARE CHARLESTON		8	4	33%	12
MONROE COUNTY HOSPITAL		9	3	25%	12
Maury Regional Hospital		6	6	50%	12
MEDEXPRESS URGENT CARE - MONROE		12			12
DAU ORTHODONTICS		11	1	8%	12
WELLSTAR ATLANTA MEDICAL CENTER LABORA		11	1	8%	12
MINUTECLINIC DIAGNOSTIC OF TN PC #240		10	2	17%	12
Rosewood Healthcare and Rehabilitation Center		5	7	58%	12

# COVID-19: testing by laboratory

Data through Jun 1, 2021 verified as of Jun 2, 2021 at 09:25 AM

Data in this report are provisional and subject to change.

The numbers in the table below represent the number of Florida and non-Florida residents for whom test results were received by the Department of Health. A person can be tested by more than one laboratory and can have both positive and negative results. **Therefore, the sum of the numbers in each column will be larger than the total number of people tested.**

Reporting lab	Inconclusive	Negative	Positive	Percent positive	Total
MINUTECLINIC LLC #5010		10	2	17%	12
DES PLAINES CLINICAL LAB		3	9	75%	12
VIBRANT AMERICA		10	2	17%	12
ILLINOIS DEPARTMENT OF PUBLIC HEALTH		2	10	83%	12
DEPARTMENT OF PUBLIC HEALTH		12			12
FHCP-PORT ORANGE		3	9	75%	12
LONG ISLAND JEWISH FOREST HILLS HOSPITAL		12			12
KEY TRAINING CENTER		1	11	92%	12
CVS IL8747POCT CHICAGO		11	1	8%	12
BRITO MEDICAL CENTER		10	2	17%	12
STUYVESANT URGENT CARE		12			12
MINUTE CLINIC LLC #4017		12			12
MI2297090CV HOLLAND-23D2189684		12			12
WOODLAND TOWERS		6	6	50%	12
FAMILY PRACTICE OF DAVIE INC			12	100%	12
BENSONHURST URGENT CARE		11	1	8%	12
JOHNS HOPKINS ALL CHILDRENS			12	100%	12
ONEIDA HEALTHCARE CENTER		10	2	17%	12
MEDEXPRESS URGENT CARE - FORT WORTH S		10	2	17%	12
MINUTECLINIC DIAGNOSTIC OF NEW JERSEY,		11	1	8%	12
CVS CT1123POCT SOUTHBURY		12			12
FLORIDA DEPARTMENT OF HEALTH WASHINGTON COUNTY		7	5	42%	12
ALL CHILDREN'S HOSPITAL DEPT OF GENERAL PEDIATRICS			12	100%	12
CVS CA9165POCT SAN DIEGO		12			12
MAINE DEPARTMENT OF HEALTH AND HUMAN SERVICES			12	100%	12
Highland Pines Health and Rehab		11	1	8%	12
LIFE CARE OF PORT SAINT LUCIE		3	9	75%	12
CVS MINUTE CLINIC DIAGNOSTIC OF TEXAS,LLC		10	2	17%	12
BAYONET POINT HOSPITAL			12	100%	12
IMMUNOGENOMICS LLC		8	4	33%	12
GLEN OAKS HEALTH AND REHABILITATION CENTER			12	100%	12
CARE FAST MURABELLA		7	5	42%	12
THE POTTER'S HOUSE AT CANNON POINT		12			12
CVS NJ617POCT CEDAR GROVE		11	1	8%	12
WINDSOR OF GAINESVILLE		12			12
BROOKDALE CITRUS			12	100%	12
IREPERTOIRE_MOL_LAB		12			12
PANCARE HEALTH - WEWA ELEMENTARY			12	100%	12
MINUTECLINIC, LLC #09202		10	2	17%	12
UNIVERSITY MEDICAL CENTER		8	4	33%	12
FRESENIUS KIDNEY CARE DUNEDIN			12	100%	12
COLLIER COUNTY HEALTH DEPT.		7	5	42%	12
SENIOR HOME CARE INC		12			12
IMMACULATE HOUSE AT COUNTRYSIDE		12			12
GUIDANCE / CARE CENTER, INC		12			12
CUMBERLAND HEIGHTS		12			12
LEON CHD		12			12



# COVID-19: testing by laboratory

Data through Jun 1, 2021 verified as of Jun 2, 2021 at 09:25 AM

Data in this report are provisional and subject to change.

The numbers in the table below represent the number of Florida and non-Florida residents for whom test results were received by the Department of Health. A person can be tested by more than one laboratory and can have both positive and negative results. **Therefore, the sum of the numbers in each column will be larger than the total number of people tested.**

Reporting lab	Inconclusive	Negative	Positive	Percent positive	Total
PASSPORT HEALTH			12	100%	12
MINUTECLINIC DIAGNOSTIC OF PA, LLC (1036)		10	2	17%	12
LAB UNKNOWN		1	11	92%	12
SUWANNEE COUNTY JAIL		11	1	8%	12
VILLA HEALTH NH LLC		10	2	17%	12
MEDEXPRESS URGENT CARE - BEECH GROVE		11	1	8%	12
ACADIAN DIAGNOSTIC LABORATORIES		8	4	33%	12
URGENT TEAM MANAGEMENT OF TENNESSEE		10	2	17%	12
PHOEBE PUTNEY MEMORIAL HOSPITAL		11			11
NHC HealthCare Anniston		11			11
WALK IN MEDICAL URGENT CARE PC		11			11
MICHIGAN DEPARTMENT OF COMMUNITY HEALTH		1	10	91%	11
VETERANS AFFAIRS MEDICAL CENTER - OUTPATIENT			11	100%	11
MEDEXPRESS URGENT CARE, JOHNSTOWN		10	1	9%	11
FHPG_EXP CARE W HILLSBOROUGH		1	10	91%	11
BETTER AT HOME		11			11
URGENT CARE CENTER AT PINNACLE		4	7	64%	11
HEALTH NETWORK LABORATORIES		7	4	36%	11
CVS NJ862POCT MARLBORO		10	1	9%	11
INVESCLINIC US, LLC		11			11
SEMORAN FAMILY HEALTH LLC		10	1	9%	11
BERRYHILL MANOR		11			11
CAPE REGIONAL URGENT CARE		11			11
WINTER PARK CARE AND REHABILITATION			11	100%	11
DEPT OF VA MEDICAL CENTER - RICHMOND		10	1	9%	11
Woodstock Nursing and Rehabilitation Center		11			11
PINELLAS COUNTY HEALTH DEPARTMENT		2	9	82%	11
METHODIST HOSPITAL			11	100%	11
TRIDENT BIOMETRICS		10	1	9%	11
VIRTUA WEST JERSEY HOSPITAL VOORHEES		9	2	18%	11
WATSON HEALTHCARE		8	3	27%	11
AZALEA HEALTH		2	9	82%	11
CVS MO8590POCT KANSAS CITY		7	4	36%	11
MINUTECLINIC DIAGNOSTIC OF OHIO #3407		10	1	9%	11
ADVENTHEALTH ORLANDO INTERNATIONAL AIRPORT		1	10	91%	11
PHYSICIANS REGIONAL MEDICAL CTR - COLLIER BLVD			11	100%	11
CVS TX7827POCT ROUND ROCK		11			11
CVS IL8751POCT CHICAGO		11			11
ILLINOIS DEPT OF PUBLIC HEALTH LAB - SPRINGFIELD			11	100%	11
PRIMARY CARE SPECIALISTS OF ORLANDO		10	1	9%	11
MINUTECLINIC MINUTECLINIC #4977		7	4	36%	11
JBSA-SAM HOUSTON			11	100%	11
CROSSROADS URGENT CARE, PLLC		11			11
NORTHSIDE HOSPITAL ATLANTA		4	7	64%	11
PIEDMONT HENRY HOSPITAL, INC		11			11
45TH 1		11			11
DMH STEINHATCHEE FAMILY MEDICINE		8	3	27%	11

# COVID-19: testing by laboratory

Data through Jun 1, 2021 verified as of Jun 2, 2021 at 09:25 AM

Data in this report are provisional and subject to change.

The numbers in the table below represent the number of Florida and non-Florida residents for whom test results were received by the Department of Health. A person can be tested by more than one laboratory and can have both positive and negative results. **Therefore, the sum of the numbers in each column will be larger than the total number of people tested.**

Reporting lab	Inconclusive	Negative	Positive	Percent positive	Total
EXPRESS TEST			11	100%	11
MEDEXPRESS URGENT CARE PARKERSBURG		9	2	18%	11
MEDICAL CENTER AFFILIATES WEST PALM			11	100%	11
CARINGTON MANOR		11			11
THE TERRACE OF SAINT CLOUD		9	2	18%	11
REDMED CLINIC OF ARLINGTON		10	1	9%	11
CVS GA2841POCT LAWRENCEVILLE		11			11
CARENOW URGENT CARE - EAST NASHVILLE		9	2	18%	11
TROPICANA		5	6	55%	11
LUXOR SCIENTIFIC LLC		1	10	91%	11
CELEBRATION PEDIATRICS PA			11	100%	11
PRIMECARE ACQUISITION FAMILY PRACTICE INC		11			11
MINUTECLINIC #2860		8	3	27%	11
MONROE COUNTY FIRE RESCUE		10	1	9%	11
ATHENS VETERINARY DIAGNOSTIC LABORATOR		11			11
CVS SC4286POCT EASLEY		5	6	55%	11
RIVERVIEW REGIONAL MEDICAL CENTER		9	2	18%	11
ASSOCIATES IN MEDICINE		7	4	36%	11
WALK-IN MEDICAL CARE			11	100%	11
NASSAU UNIVERSITY MEDICAL CENTER DEPT		10	1	9%	11
CARENOW URGENT CARE-MT JULIET		8	3	27%	11
NORTHEAST FLORIDA HEALTH SERVICES, INC DBA FAMILY HEALTH SOURCE			11	100%	11
CHARLOTTE COUNTY HEALTH DEPARTMENT	1	5	5	45%	11
COLLIER BLVD HMA PHYSICIAN MANAGEMENT,, LLC			11	100%	11
APPALACHIAN REGIONAL HEALTHCARE SYSTEM		10	1	9%	11
VITAS HEALTH INC		5	6	55%	11
CVS SC7334POCT LEXINGTON		10	1	9%	11
AIM LABORATORIES			11	100%	11
MEDEXPRESS URGENT CARE MORGANTOWN		11			11
NASCAR EVENT MANAGEMENT, LLC		11			11
UF HEALTH		1	10	91%	11
CVS MINUTE CLINIC DIAGNOSTIC MED GRP OF CAL		10	1	9%	11
WALGREENS #03287		11			11
Charles George VAMC		11			11
MEDICAL ASSOCIATES OF ENGLEWOOD PC		10	1	9%	11
UMHC/SYLVESTER AT KENDALL		1	10	91%	11
New York Harbor Harbor HCS - Brooklyn Campus		10	1	9%	11
ASSOCIATES MD CYPRESS CREEK			11	100%	11
BAYSIDE URGENT CARE CENTER INC		1	10	91%	11
NORTH OKALOOSA PHYSICIAN GROUP		10	1	9%	11
URGENT CARE OF LONGWOOD		1	10	91%	11
CVS TX7151POCT HUMBLE		9	2	18%	11
JOSEF SCHENKER, MD, PC		11			11
GENOPTIX MEDICAL LABORATORY		10	1	9%	11
MOUNT DORA PEDIATRICS		9	2	18%	11
CVS PA233POCT NEWTOWN SQUARE		11			11
USCG ABBOTT BINAXNOW		6	5	45%	11

# COVID-19: testing by laboratory

Data through Jun 1, 2021 verified as of Jun 2, 2021 at 09:25 AM

Data in this report are provisional and subject to change.

The numbers in the table below represent the number of Florida and non-Florida residents for whom test results were received by the Department of Health. A person can be tested by more than one laboratory and can have both positive and negative results. **Therefore, the sum of the numbers in each column will be larger than the total number of people tested.**

Reporting lab	Inconclusive	Negative	Positive	Percent positive	Total
BIOTECH CLINICAL LABORATORIES, INC.		1	10	91%	11
CREATIVE TESTING SOLUTIONS		4	7	64%	11
BOCA RATON REGIONAL HOSPITAL LAB			11	100%	11
WALGREENS - STORE #9479		9	2	18%	11
CVS NJ715POCT WAYNE		11			11
ORLANDO HEALTH PHYSICIAN ASSOCIATES		4	7	64%	11
PREMIER TOTAL HEALTHCARE INC		11			11
NORTH PINELLAS CHILDRENS MEDICAL CENTER INC			11	100%	11
ST JOSEPHS HOSPITAL PATHOLOGY LAB		8	3	27%	11
CVS PA1074POCT KENNETT SQUARE		10	1	9%	11
TELEVISIT PALM BAY FAMILY PRACTICE		9	2	18%	11
CVS MA2172POCT NORTH GRAFTON		11			11
UNIVERSITY CENTRA CARE		10	1	9%	11
PRIME MEDICAL CARE, LLC		11			11
MINUTECLINIC, LLC #1470		10	1	9%	11
CVS NC7051POCT WAKE FOREST		11			11
URGENT TEAM - HUNTSVILLE		9	2	18%	11
CAREATC NEXTERA HEALTH CENTER / GO			11	100%	11
COMMUNITY MEDICAL AND DENTAL CARE INC		11			11
ELLIS HOSPITAL LABORATORY		10	1	9%	11
BRANDON REGIONAL EMERGENCY CTR			11	100%	11
MEDEXPRESS URGENT CARE - WINCHESTER GATEWAY		9	2	18%	11
WELLSTAR WEST GEORGIA MEDICAL CENTER		10	1	9%	11
CLAYMED OF NORTH FLORIDA			11	100%	11
CARENOW URGENT CARE-GREEN HILLS		10	1	9%	11
NEW HAMPSHIRE DEPARTMENT OF HEALTH AND HUMAN SERVICES		3	8	73%	11
MONTEFIORE MEDICAL CENTER LABORATORIES - NORTH		11			11
CVS NC5591POCT STATESVILLE		9	2	18%	11
St. Annes Nursing Center, St. Annes Residence, Inc.		11			11
SEMINOLE COUNTY CORRECTIONAL FACILITY		1	10	91%	11
KIDSVILLE PEDIATRICS			11	100%	11
SOMA MEDICAL CENTER MD PA #7 PEDIATRICS			11	100%	11
SEACOAST PATHOLOGY PROFESSIONAL ASSOC		10	1	9%	11
NIGHT LITE PEDIATRICS CENTER, LLC		1	10	91%	11
ALCOVE ASSISTED LIVING FACILITY		11			11
NIGHT LITE PEDIATRICS CENTER		1	10	91%	11
GILCHRIST COUNTY FIRE DEPARTMENT		4	6	60%	10
MINUTECLINIC OF NEVADA-2955 S FT APACH		10			10
MEDEXPRESS URGENT CARE - WASHINGTON		8	2	20%	10
MINUTECLINIC DIAGNOSTIC OF OHIO #6192		8	2	20%	10
STATEN ISLAND CHAI CARE		9	1	10%	10
DOH-TAMPA BRANCH LABORATORY (MLK BLVD)		4	6	60%	10
DEPARTMENT OF HEALTH AND HUMAN SERVICES LANSING			10	100%	10
BELLE GLADES HEALTH CLINIC			10	100%	10
CHIEFLAND MEDICAL CENTER LLC			10	100%	10
MEDEXPRESS URGENT CARE-PETERS TWP		9	1	10%	10
MINUTECLINIC DIAGNOSTIC OF OHIO #4401		10			10

# COVID-19: testing by laboratory

Data through Jun 1, 2021 verified as of Jun 2, 2021 at 09:25 AM

Data in this report are provisional and subject to change.

The numbers in the table below represent the number of Florida and non-Florida residents for whom test results were received by the Department of Health. A person can be tested by more than one laboratory and can have both positive and negative results. **Therefore, the sum of the numbers in each column will be larger than the total number of people tested.**

Reporting lab	Inconclusive	Negative	Positive	Percent positive	Total
WALGREENS #07589		9	1	10%	10
MEDICAL CENTER, THE		9	1	10%	10
CVS TN4624POCT KNOXVILLE		9	1	10%	10
MINUTE CLINIC #8979		9	1	10%	10
RPC@HODGES		2	8	80%	10
HIGH TOWER ALF LLC		9	1	10%	10
TENNESSEE DEPARTMENT OF HEALTH (TDH) - CENTRAL LABORATORY		2	8	80%	10
PLYMOUTH HARBOR INCORPORATED		9	1	10%	10
ARBORS OF GULF BREEZE, THE		8	2	20%	10
CAPRONA GROUP HOME		4	6	60%	10
CHEMISYS LABORATORIES		2	8	80%	10
CHILDREN'S HEALTHCARE OF ATLANTA/EGLESTON		10			10
ORLANDO MEDICAL CENTER PL		1	9	90%	10
ARCHBOLD MEMORIAL HOSPITAL/LAB		3	7	70%	10
LAB DISTRICT, INC		10			10
ST JOSEPH'S HOSPITAL NORTH LABORATORY			10	100%	10
CBC LAB		3	7	70%	10
BROWARD HEALTH CARE			10	100%	10
NEW JERSEY DEPARTMENT OF HEALTH COMMUNICABLE DISEASE SERVICE		3	7	70%	10
SONATA VERO BEACH		10			10
NORTHSHORE UNIVERSITY HEALTHSYSTEM EVANSTON HOSPITAL LAB			10	100%	10
PEACE OF MIND REHAB CENTER		10			10
Avalon Healthcare and Rehabilitation Center			10	100%	10
MAINSTREET FAMILY CARE			10	100%	10
EXCEL URGENT CARE OF PARAMUS LLC		10			10
MINUTECLINIC DIAGNOSTIC OF NORTH CAROLINA PC #7054		7	3	30%	10
KEY WEST URGENT CARE, INC		3	7	70%	10
WELLMED AT FORT PIERCE		8	2	20%	10
MEDEXPRESS URGENT CARE-KATY		7	3	30%	10
SOUTH FLORIDA ENT ASSOCIATES, INC			10	100%	10
PALM BEACH CDH - DELRAY BEACH			10	100%	10
Chestnut Park Rehabilitation and Nursing Center		10			10
MINUTE CLINIC DIAGNOSTIC OF MICHIGAN PC		10			10
NORTHEAST ALABAMA REGIONAL MEDICAL CENTER		7	3	30%	10
NEUROSCIENCE AND SPINE ASSOCIATES, PL		8	2	20%	10
MONROE URGENT CARE		9	1	10%	10
PBC PREMIER FAMILY HEALTH			10	100%	10
OKLAHOMA STATE DEPARTMENT OF HEALTH-PUBLIC HEALTH LABORATORY			10	100%	10
ENCOMPASS HEALTH REHABILITATION HOSPI		10			10
GLADES COUNTY DETENTION CENTER		1	9	90%	10
FLEMING ISLAND CENTER FOR CLINICAL RESEARCH		10			10
PM PEDIATRICS OF BAYSIDE PLLC		10			10
MIAMI COMPREHENSIVE MEDICINE GROUP PA		4	6	60%	10
HCR MANORCARE		10			10
VASCONCELLO COHEN MD PA		9	1	10%	10
COMMUNITY HEALTH CENTER		2	8	80%	10
CVS NC3853POCT BURLINGTON		7	3	30%	10

# COVID-19: testing by laboratory

Data through Jun 1, 2021 verified as of Jun 2, 2021 at 09:25 AM

Data in this report are provisional and subject to change.

The numbers in the table below represent the number of Florida and non-Florida residents for whom test results were received by the Department of Health. A person can be tested by more than one laboratory and can have both positive and negative results. **Therefore, the sum of the numbers in each column will be larger than the total number of people tested.**

Reporting lab	Inconclusive	Negative	Positive	Percent positive	Total
ELEMENT PRIMARY CARE LLC		9	1	10%	10
FLORIDA CLINICAL LAB		1	9	90%	10
SARASOTA PERSONAL MEDICINE		7	3	30%	10
CITY OF TALLAHASSEE		10			10
PANCARE HEALTH - VERNON ELEMENTARY			10	100%	10
SOUTHEASTERN PEDIATRIC ASSOCIATES			10	100%	10
MINUTECLINIC DIAGNOSTIC OF VIRGINIA, LLC #1656		10			10
DOMINICAN COLLEGE STUDENT HEALTH CENTE		8	2	20%	10
JOHN T MATHER MEMORIAL HOSPITAL LABORATORY		9	1	10%	10
PREMIER MEDICAL CLINIC		8	2	20%	10
IU HEALTH PATHOLOGY		1	9	90%	10
MINUTECLINIC DIAGNOSTIC OF NORTH CAROLINA PC #5341		7	3	30%	10
ALABAMA MEDICAL GROUP		10			10
CHRISTUS ST VINCENT LABORATORY - ZIA		10			10
NATURE COAST REGIONAL MEDICAL CENTER		1	9	90%	10
EMERGENCY MEDICAL CENTER		4	6	60%	10
MEDEXPRESS URGENT CARE - FAYETTEVILLE		8	2	20%	10
WILLIAMSBURGH CHAI CARE		9	1	10%	10
ALBANY MEDICAL CENTER		9	1	10%	10
CVS MINUTE CLINIC DIAG OF IND LLC #5206		9	1	10%	10
SAVANNAH MANOR ASSISTED LIVING COMMUNITY			10	100%	10
MINUTE CLINIC LLC #1448		9	1	10%	10
BREVARD FAMILY WALK IN CLINIC			10	100%	10
CVS GA7064POCT STOCKBRIDGE		10			10
MEDEX REGIONAL LABORATORIES LLC		1	9	90%	10
Centrastate Medical Center		9	1	10%	10
MOSOLF PEDIATRICS			10	100%	10
LAKE BALDWIN CBOC		9	1	10%	10
FLORIDA SCHOOL FOR THE DEAF AND THE BLIND		1	9	90%	10
ANY LAB TEST NOW INC			10	100%	10
NOT INDICATED		1	9	90%	10
SIMPLE LABORATORIES LLC		10			10
LEHIGH REGIONAL MEDICAL CENTER LABORATORY		4	6	60%	10
CVS PHARMACY #8800		8	2	20%	10
MINUTE CLINIC INCORPORTE		10			10
NORTON HEALTHCARE			10	100%	10
CVS TX7825POCT FRISCO		8	2	20%	10
MINUTECLINIC DIAGNOSTIC OF TN PC #242		7	3	30%	10
MINUTECLINIC DIAGNOSTIC OF NEVADA #87		5	5	50%	10
VENICE GREEN VILLAGE		3	7	70%	10
MINUTE CLINIC DIAGNOSTIC OF VIRGINIA, LLC #7543		8	2	20%	10
MOLECULAR PATHOLOGY LABORATORY			10	100%	10
PRORENATA LABS		2	8	80%	10
KR AT COLLEGE HARBOR		10			10
CVS TN7289POCT SIGNAL MOUNTAIN		10			10
WALGREENS #10972	1	9			10
MINUTECLINIC #2797		10			10



# COVID-19: testing by laboratory

Data through Jun 1, 2021 verified as of Jun 2, 2021 at 09:25 AM

Data in this report are provisional and subject to change.

The numbers in the table below represent the number of Florida and non-Florida residents for whom test results were received by the Department of Health. A person can be tested by more than one laboratory and can have both positive and negative results. **Therefore, the sum of the numbers in each column will be larger than the total number of people tested.**

Reporting lab	Inconclusive	Negative	Positive	Percent positive	Total
PALMS WEST HOSPITAL			10	100%	10
LAWRENCE TECHNOLOGICAL UNIVERSITY		10			10
VETERNANS ADMINISTRATION			10	100%	10
SOUTHEAST GEORGIA HEALTH SERVICES, LLC		10			10
CORONA PATHOLOGY		10			10
CVS PHARMACY NO 274		9	1	10%	10
MINUTECLINIC DIAG OF IND LLC #8651		9	1	10%	10
CVS MA507POCT LEOMINSTER		8	2	20%	10
ROSEMONT GARDENS INC		9	1	10%	10
LAKE PEDIATRICS			10	100%	10
BEAUMONT LABORATORY			10	100%	10
GO PATH LABORATORIES			10	100%	10
ALABAMA DEPARTMENT OF PUBLIC HEALTH		1	9	90%	10
JACKSON CLINIC PA,THE		6	4	40%	10
BROOKDALE PANAMA CITY		9	1	10%	10
SUPERIOR RESIDENCES OF CLERMONT		2	8	80%	10
MEDICAL LABORATORY DIAGNOSTICS			10	100%	10
ST VINCENT'S CHILTON		8	2	20%	10
VILLAGE PLACE HEALTH AND REHAB		9	1	10%	10
CVS DC1340POCT WASHINGTON		10			10
CARESOUTH HHA HOLDINGS OF THE BAY AREA LLC□		10			10
BROOKDALE WEST MELBOURNE			10	100%	10
WALGREENS # 09788		9	1	10%	10
ACCESS PHARMACY		10			10
PENSACOLA CLUSTER			9	100%	9
MINUTECLINIC DIAGNOSTICS OF IND LLC		6	3	33%	9
WALGREENS #09475		8	1	11%	9
EP LTC PHARMACY		7	2	22%	9
CENTREX CLINICAL LABS INC		9			9
NORTHWEST FLORIDA COMMUNITY HOSPITAL LABORATORY		8	1	11%	9
ADVENTHEALTH MEDICAL GROUP ADULT AND SENIOR HEALTH		4	5	56%	9
CVS TX1104POCT ALLEN		8	1	11%	9
NEMOURS CHILDREN'S PRIMARY CARE VERO BEACH			9	100%	9
LEMOYNE COLLEGE WELLNESS CENTER FOR		9			9
SCHOOL OF PHARMACY AND PHARMACEUTICAL		9			9
CVS CA9721POCT ARCADIA		9			9
WESTCHESTER GENERAL HOSPITAL BLOOD GAS LAB			9	100%	9
PRECISION GENETICS			9	100%	9
CVS IN3975POCT JEFFERSONVILLE		6	3	33%	9
REMISE OCCUPATIONAL HEALTH SOLUTIONS INC			9	100%	9
COMPASS PROVIDENCE URGENT CARE LLLP			9	100%	9
PONTE VEDRA PLASTIC SURGERY		9			9
DISPATCHHEALTH-FLORIDA INC		9			9
PATEL MEDICAL VENTURES		8	1	11%	9
OSWEGO HOSPITAL LABORATORY		8	1	11%	9
MEDERI CARETENDERS VS OF SE FL LLC DBA		8	1	11%	9
SUNSHINE STATE DIALYSIS			9	100%	9

# COVID-19: testing by laboratory

Data through Jun 1, 2021 verified as of Jun 2, 2021 at 09:25 AM

Data in this report are provisional and subject to change.

The numbers in the table below represent the number of Florida and non-Florida residents for whom test results were received by the Department of Health. A person can be tested by more than one laboratory and can have both positive and negative results. **Therefore, the sum of the numbers in each column will be larger than the total number of people tested.**

Reporting lab	Inconclusive	Negative	Positive	Percent positive	Total
DIXITKUMAR N MODI MD PA			9	100%	9
EASTSIDE MEDICAL CENTER		8	1	11%	9
ORLANDO HEALTH PHYSICIAN GROUP INC		6	3	33%	9
MEDEXPRESS URGENT CARE - HOLLINS		8	1	11%	9
INSPIRED LIVING AT PALM BAY		7	2	22%	9
MINUTECLINIC DIAG OF IND, LLC #10190		8	1	11%	9
CURATIVE TEXAS			9	100%	9
WADSWORTH CENTER - DAVID AXELROD INSTITUTE		8	1	11%	9
MINUTECLINIC, LLC #1452		8	1	11%	9
Consulate Health Care of Brandon		7	2	22%	9
CVS TX4397POCT CYPRESS		9			9
UHEALTH UNIVERSITY OF MIAMI			9	100%	9
ALLIANCE HEALTH AND REHABILITATION CENTER		9			9
MEDHELP NARROWS		9			9
SUPREME LABORATORY			9	100%	9
MEDEXPRESS URGENT CARE - IRVING		9			9
Louis Stokes Cleveland VA - Midtown Dialysis Center		9			9
CVS OH3458POCT BEAVERCREEK		9			9
CVS IN6551POCT MOORESVILLE		7	2	22%	9
URGENT TEAM - NASHVILLE		8	1	11%	9
CVS MD4371POCT OCEAN CITY		9			9
MINUTECLINIC DIAGNOSTIC OF OHIO #6147		7	2	22%	9
UCARE			9	100%	9
MEDEXPRESS ELKINS		9			9
MINUTE-CLINIC DIAGNOSTIC OF VIRGINIA, LLC #3949		9			9
OMNI			9	100%	9
IAN C BOYKIN MD		6	3	33%	9
BEAUMONT EMERGENCY CENTER			9	100%	9
BUENA VIDA ESTATES			9	100%	9
FLORIDA ADDICTION AND RECOVERY CENTER INC		9			9
NORTHSIDE HOSPITAL		2	7	78%	9
MEDEXPRESS URGENT CARE - BATTLE CREEK		6	3	33%	9
CVS MA394POCT SEEKONK		9			9
ACCESS CARE MEDICAL GROUP LLC		2	7	78%	9
NORTHSIDE GWINNETT HOSPITAL		8	1	11%	9
GCPM MANUAL MICROBIOLOGY		1	8	89%	9
KINDRED_AIMS		9			9
DELTONA VA CBOC		8	1	11%	9
PBSO HEALTH AND WELLNESS CENTER		1	8	89%	9
CVS PA1296POCT DREXEL HILL		6	3	33%	9
NORTHERN DUTCHESS HOSPITAL LABORATORY		7	2	22%	9
NORTHSIDE MEDICAL CENTER		9			9
CVS MINUTE CLINIC DIAGNOSTIC OF NEW JERSEY		9			9
MIDMICHIGAN MEDICAL CENTER			9	100%	9
FLORIDA HEART AND VASCULAR MULTISPECIALTY GROUP		8	1	11%	9
CVS MINUTE CLINIC DIAGNOSTIC OF KANSAS, PA		9			9
Baptist Village Retirement Communities		9			9

# COVID-19: testing by laboratory

Data through Jun 1, 2021 verified as of Jun 2, 2021 at 09:25 AM

Data in this report are provisional and subject to change.

The numbers in the table below represent the number of Florida and non-Florida residents for whom test results were received by the Department of Health. A person can be tested by more than one laboratory and can have both positive and negative results. **Therefore, the sum of the numbers in each column will be larger than the total number of people tested.**

Reporting lab	Inconclusive	Negative	Positive	Percent positive	Total
Sunset Lake Health and Rehabilitation Center		8	1	11%	9
CVS NC3803POCT MOORESVILLE		8	1	11%	9
MEDICANA NURSING AND REHAB CENTER			9	100%	9
WINDSOR OF SAN PABLO, THE		6	3	33%	9
MINUTECLINIC MINUTECLINIC #921		8	1	11%	9
CVS PA10034POCT PITTSBURGH		9			9
ADVENTHEALTH CAR CENTER APOPKA			9	100%	9
CVS MA1845POCT WILMINGTON		8	1	11%	9
MINUTECLINIC, LLC #03268		8	1	11%	9
MOULTRIE CREEK NURSING AND REHAB			9	100%	9
CHAPTERS HEALTH HOSPICE		9			9
MINUTECLINIC DIAGNOSTIC OF VIRGINIA, LLC		9			9
BIRMINGHAM VAMC		5	4	44%	9
THE READING HOSPITAL & MEDICAL CENTER			9	100%	9
SV DIAGNOSTIC LAB			9	100%	9
MANATEE COUNTY CENTRAL JAIL		9			9
NITIN BAWA PROFESSIONAL ASSOCIATES			9	100%	9
Nashville Central Laboratory		9			9
MINUTECLINIC LLC (2335)		8	1	11%	9
ORLANDO FAMILY PHYSICIANS			9	100%	9
MINUTE CLINIC DIAGNOSTIC OF PENNSYLVANIA		9			9
ENCOMPASS HOME HEALTH OF THE SOUTHEAST LLC		9			9
MILLER COUNTY HOSPITAL		9			9
CVS RI1717POCT 1 CVS DR			9	100%	9
CVS TX10016POCT PRINCETON		9			9
WINTER PARK INTERNAL MEDICINE MD PA		7	2	22%	9
BRENNITY AT VERO BEACH, THE			9	100%	9
TRINITY PEDIATRICS			9	100%	9
MEDEXPRESS URGENT CARE - SWANSEA, N ILLINOIS ST		8	1	11%	9
CVS OH3476POCT TIPP CITY		8	1	11%	9
FLORIDA MENTOR		7	2	22%	9
TRUSTBRIDGE			9	100%	9
CALIFORNIA DEPARTMENT OF PUBLIC HEALTH		3	6	67%	9
ROSECASTLE			9	100%	9
ETHOS LABORATORIES		7	2	22%	9
INDIANA STATE DEPARTMENT OF HEALTH LABORATORIES			9	100%	9
CIAN DIAGNOSTICS			9	100%	9
MARINA ISLE ASSISTED LIVING		9			9
HEALTH AND WELLNESS CENTER		1	8	89%	9
DISCOVERY VILLAGE AT STUART		5	4	44%	9
CVS MD1881POCT DUNKIRK		9			9
CVS NC6402POCT DAVIDSON		6	3	33%	9
CVS MO8556POCT KANSAS CITY		8	1	11%	9
MOBILE RESPONSE DIAGNOSTICS LLC		8	1	11%	9
MEDEXPRESS URGENT CARE, CHAMBERSBURG		8	1	11%	9
BAYFRONT HEALTH ST PETERSBURG		8	1	11%	9
VAIL VALLEY MEDICAL CENTER			9	100%	9

# COVID-19: testing by laboratory

Data through Jun 1, 2021 verified as of Jun 2, 2021 at 09:25 AM

Data in this report are provisional and subject to change.

The numbers in the table below represent the number of Florida and non-Florida residents for whom test results were received by the Department of Health. A person can be tested by more than one laboratory and can have both positive and negative results. **Therefore, the sum of the numbers in each column will be larger than the total number of people tested.**

Reporting lab	Inconclusive	Negative	Positive	Percent positive	Total
MINUTECLINIC DIAGNOSTIC MED GRP OF CA		8	1	11%	9
AFC/DOCTORS EXPRESS NORTH BERGEN		7	2	22%	9
MEDEXPRESS URGENT CARE - STATE COLLEGE		7	2	22%	9
PHYSICIANS FOR CHILDREN			9	100%	9
SANITAS LAUDERDALE LAKES			9	100%	9
CVS CT718POCT ANSONIA		9			9
CVS OH2543POCT CANFIELD		6	3	33%	9
DASCENA LABORATORY			9	100%	9
ST CHARLES HOSPITAL LABORATORY		9			9
FHPG_EXP CARE PALM HARBOR			9	100%	9
HARMONIOUS HOME HEALTH, LLC		9			9
ADVENTHEALTH MEDICAL GROUP FAMILY AND INTERNAL		8	1	11%	9
CVS IN6654POCT INDIANAPOLIS		8	1	11%	9
MIDWAY SPECIALTY CARE CENTER INC		9			9
CAYUGA COUNTY HEALTH DEPARTMENT		8	1	11%	9
SCOTTS PHARMACY		8	1	11%	9
CITYMD		1	8	89%	9
OUR HOME AT BEACON HILL			9	100%	9
RANDOLPH DIABETES AND WELLNESS		8	1	11%	9
GLEN FALLS HOSPITAL DEPARTMENT OF PATHOLOGY		8	1	11%	9
PALM BAY URGENT CARE PL		1	8	89%	9
TIFT REGIONAL HLTH SYSTEM, INC DBA SOU		9			9
MINUTECLINIC # 21110		7	2	22%	9
MAGNOLIA MANOR			9	100%	9
CVS OH6123POCT CINCINNATI		6	3	33%	9
MINUTECLINIC DIAGNOSTIC OF KENTUCKY		9			9
VAULT MEDICAL SERVICES		8	1	11%	9
ST CHARLES BEND LABORATORY		8	1	11%	9
SYNEXUS CLINICAL RESEARCH US INC		2	7	78%	9
MEDEXPRESS URGENT CARE - RICHMOND, NINE MILE RD		8	1	11%	9
MEDEXPRESS URGENT CARE - STAUNTON		5	4	44%	9
LOREY ALF		9			9
SKR MEDICAL ADVISORS		9			9
MARTHA A PRICE MD PA		4	5	56%	9
OHIO DEPARTMENT OF HEALTH			9	100%	9
CHILDREN'S HEALTH CENTER INC.		7	2	22%	9
FLORIDA CENTER FOR DERMATOLOGY LABORATORY			9	100%	9
JUPITER CLINIC			9	100%	9
WALGREENS #09304		7	2	22%	9
CVS PA4077POCT BELLE VERNON		9			9
PUTNAM FAMILY CARE INC		3	6	67%	9
SUNCREST OMNI		9			9
COMPREHENSIVE CLINICAL RESEARCH, LLC			9	100%	9
NORTHSIDE HOSPITAL- CHEROKEE		7	2	22%	9
ST. CLOUD PHARMACY AND WELLNESS CENTER		5	4	44%	9
HOME CARE PHARMACY OF PALM COAST INC		9			9
FLORIDA HOSPITAL WINTER PARK		7	2	22%	9

# COVID-19: testing by laboratory

Data through Jun 1, 2021 verified as of Jun 2, 2021 at 09:25 AM

Data in this report are provisional and subject to change.

The numbers in the table below represent the number of Florida and non-Florida residents for whom test results were received by the Department of Health. A person can be tested by more than one laboratory and can have both positive and negative results. **Therefore, the sum of the numbers in each column will be larger than the total number of people tested.**

Reporting lab	Inconclusive	Negative	Positive	Percent positive	Total
SOUTHERN CORRECTIONAL MEDICINE LLC		9			9
CORE OCCUPATIONAL RESOURCES, LLC		5	4	44%	9
MINUTE-CLINIC DIAGNOSTIC OF VIRGINIA, LLC #794		8	1	11%	9
WATERFORD AT CREEKSIDE, THE			9	100%	9
MEDEXPRESS URGENT CARE - HOT SPRINGS		9			9
CAPE REGIONAL URGENT CARE MARMORA		8	1	11%	9
GULF COAST PEDIATRICS OF SARASOTA PA		2	7	78%	9
CANDLER HOSPITAL PATHOLOGY LABORATORY		7	2	22%	9
MINUTECLINIC DIAGNOSTIC OF KANSAS PA		9			9
CVS IN6713POCT BLOOMINGTON		9			9
PEDIATRIC HEALTH CARE ALLIANCE			9	100%	9
CLEARWATER PEDIATRIC CARE		1	8	89%	9
HEALTHY MINORS PEDIATRIC URGENT CARE		7	2	22%	9
PBC FOUND CARE INC			8	100%	8
FLORIDA DIGESTIVE AND LIVER SPECIALISTS		7	1	13%	8
Florida Clinical Laboratory		1	7	88%	8
ENTRUST IMMEDIATE CARE			8	100%	8
MINUTECLINIC, LLC #05038		8			8
ATLANTIC CONSOLIDATED LABORATORY		8			8
CVS IL8744POCT BROOKFIELD		8			8
CVS OH2518POCT COLUMBUS		7	1	13%	8
PIEDMONT FAYETTE HOSPITAL		6	2	25%	8
CVS CT692POCT NORTH HAVEN		8			8
CVS IL8750POCT CHICAGO		6	2	25%	8
MEDEXPRESS URGENT CARE - PRINCETON		7	1	13%	8
CVS SC2250POCT COLUMBIA		8			8
ELEVATION HEALTH LABORATORY		8			8
Jewish Home of Rochester		8			8
SURGOINSVILLE PHARMACY		8			8
CVS CA9103POCT ESCONDIDO		8			8
CVS NV9841POCT RENO		4	4	50%	8
REHABILITATION CENTER OF WINTER PARK,THE		4	4	50%	8
TERENCE B MITCHELL MD, INC		4	4	50%	8
PALM BEACH COUNTY HEALTH DEPARTMENT LABORATORY			8	100%	8
HARBORCHASE OF DR PHILLIPS		7	1	13%	8
ALLEGRO - TAMPA	1	4	3	38%	8
CVS KY4779POCT LOUISVILLE		6	2	25%	8
MINUTECLINIC, LLC #1796		7	1	13%	8
HUNTINGTON VILLAGE URGENT CARE		8			8
CVS NC7057POCT SHELBY		6	2	25%	8
ALLINA HEALTH - ABBOTT NORTHWESTERN HOSPITAL		5	3	38%	8
MEDEXPRESS URGENT CARE - MT LEBANON		5	3	38%	8
CVS CA9751POCT AGOURA		8			8
MINUTECLINIC DIAG OF IND, LLC #6648		6	2	25%	8
ALL CHILDREN'S HOSPITAL		1	7	88%	8
LIFE CARE CITRUS COUNTY			8	100%	8
MEDEXPRESS URGENT CARE - CLARKSBURG		7	1	13%	8



# COVID-19: testing by laboratory

Data through Jun 1, 2021 verified as of Jun 2, 2021 at 09:25 AM

Data in this report are provisional and subject to change.

The numbers in the table below represent the number of Florida and non-Florida residents for whom test results were received by the Department of Health. A person can be tested by more than one laboratory and can have both positive and negative results. **Therefore, the sum of the numbers in each column will be larger than the total number of people tested.**

Reporting lab	Inconclusive	Negative	Positive	Percent positive	Total
CVS CT750POCT ENFIELD		8			8
DORAL URGENT CARE			8	100%	8
GALLUP INDIAN MEDICAL CENTER		8			8
PANCARE HEALTH - KATE SMITH ELEMENTARY		1	7	88%	8
Robert Wood Johnson University Hospital		6	2	25%	8
MEDEXPRESS URGENT CARE - EWING		8			8
CVS NC5532POCT SUMMERFIELD		8			8
MINUTECLINIC DIAGNOSTIC OF NEVADA-9586		7	1	13%	8
WYOMING COUNTY COMMUNITY HOSPITAL LABORATORY		8			8
MID-HUDSON VALLEY DIVISION OF WESTCHESTER MEDICAL		8			8
FLORIDA HOSPITAL APOPKA		7	1	13%	8
Rutgers Health Rwj University Hospital - Laboratory		5	3	38%	8
PAUL GRECO MD CONCIERGE MEDICAL SERVICES PL		8			8
VENICE REGIONAL MEDICAL CENTER			8	100%	8
HEALTHMARK REGIONAL HOSPITAL LAB		4	4	50%	8
AIRCARE INTERNATIONAL		7	1	13%	8
MINUTECLINIC, LLC #03965		8			8
DEPARTMENT OF HEALTH- CITRUS COUNTY		1	7	88%	8
FLORIDA DEPARTMENT OF HEALTH IN SARASOTA COUNTY		7	1	13%	8
SEA LEVEL LABS			8	100%	8
NEW YORK PHYSICIANS LLP		8			8
WELLIGENT		1	7	88%	8
BIOTECH PHARMACEUTICAL GROUP LLC			8	100%	8
SHEEPSHEAD BAY URGENT CARE		8			8
NOVADX		2	6	75%	8
MINUTECLINIC MINUTECLINIC #3665		8			8
NEOGENOMICS LABORATORIES, INC		8			8
SARAH LAWRENCE COLLEGE HEALTH SERVICES		8			8
PARTNERS PHARMACY OF FLORIDA LLC		8			8
APEX HOME HEALTH CARE		7	1	13%	8
MINUTECLINIC DIAGNOSTIC OF WISCONSIN, LLC		7	1	13%	8
PUTNAM COUNTY EMERGENCY RESCUE SERVICE		5	3	38%	8
CVS SC5550POCT CLOVER		7	1	13%	8
FHCP-ORANGE CITY			8	100%	8
WHITE SANDS OUTPATIENT SERVICES (WSOP SERVICES LLC		8			8
MEDEXPRESS URGENT CARE - GLENDALE		8			8
TAVARES VA COMMUNITY OUTPATIENT CLINIC		7	1	13%	8
ST. JOSEPH HOSPITAL AND HEALTH CARE INC.			8	100%	8
MEDEXPRESS URGENT CARE - CULPEPER		8			8
UNIVERSITY OF WASHINGTON MEDICAL CENTER			8	100%	8
INTERNAL MEDICINE AND AESTHETICS OF NAPLES LLC		8			8
Enterprise Health and Rehabilitation Center		8			8
MEDEXPRESS - WILMINGTON CONCORD PIKE		7	1	13%	8
CVS IN8669POCT INDIANAPOLIS		7	1	13%	8
CVS AZ9210POCT SCOTTSDALE		8			8
MEDEXPRESS URGEN CARE - EAST BRUNSWICK		8			8
VENTURA HEALTH AND REHABILITATION CENTER		7	1	13%	8

# COVID-19: testing by laboratory

Data through Jun 1, 2021 verified as of Jun 2, 2021 at 09:25 AM

Data in this report are provisional and subject to change.

The numbers in the table below represent the number of Florida and non-Florida residents for whom test results were received by the Department of Health. A person can be tested by more than one laboratory and can have both positive and negative results. **Therefore, the sum of the numbers in each column will be larger than the total number of people tested.**

Reporting lab	Inconclusive	Negative	Positive	Percent positive	Total
BLOOMING GARDENS OF CARE INC		8			8
TRUE HEALTH		5	3	38%	8
WIREGRASS MEDICAL CENTER			8	100%	8
SYLVESTER AT PLANTATION LABORATORY		7	1	13%	8
HACKENSACK UNIV MED CTR-PATHOLOGY DEPT		8			8
FOUNTAINVIEW BY FIVE STAR QUALITY CARE		7	1	13%	8
ORMOND BEACH CENTRA CARE			8	100%	8
MAGNOLIA PEDIATRICS GROUP LLC			8	100%	8
KANSAS DEPARTMENT OF HEALTH		2	6	75%	8
SLOPESIDE LABS AND TESTING, LLC - THE HIDEOUT AT BUTTERMILK MOUNTAIN		8			8
MEDEXPRESS URGENT CARE PORT HURON		7	1	13%	8
MCR HEALTH LAWTON CHILES ADMINISTRATION STE A		1	7	88%	8
CONSULATE HEALTH CARE		7	1	13%	8
Edward Hines, Jr. VA Hospital		7	1	13%	8
MEDEXPRESS URGENT CARE - HUNTINGTON WE		8			8
MINUTECLINIC DIAG OF IND LLC #1138		7	1	13%	8
RECOVERY VILLAGE AT UMATILLA, LLC			8	100%	8
CVS SC4122POCT TAYLORS		8			8
CVS PA813POCT RICHBORO		8			8
MEDEXPRESS URGENT CARE, BUTLER		5	3	38%	8
HERNANDO PASCO HOSPICE INC		7	1	13%	8
LAKE CONWAY URGENT CARE LLC		2	6	75%	8
CVS MA634POCT KINGSTON		6	2	25%	8
CHIEFLAND MEDICAL CENTER		1	7	88%	8
PRIMBIO RESEARCH INSTITUTE LLC		8			8
BAPTIST OUTPATIENT			8	100%	8
NON-US		1	7	88%	8
MEDEXPRESS URGENT CARE MURRYSVILLE		6	2	25%	8
VERMONT DEPARTMENT OF HEALTH		1	7	88%	8
SALINE CARE NURSING & REHABILITATION CENTER		8			8
CVS KY2332POCT GEORGETOWN		7	1	13%	8
WEXFORD HEALTH SOURCES INC		8			8
BENEVA LAKES HEALTHCARE & REHAB CENTER			8	100%	8
CVS PA2687POCT EXTON		8			8
CARE ATC - CITY OF BOYNTON BEACH	1	2	5	63%	8
CVS ME329POCT PORTLAND		8			8
ST CLOUD PHYSICIAN MANAGMENT LLC		7	1	13%	8
URGENT TEAM - MUSCLE SHOALS		8			8
NORTHDALE REHABILITATION CENTER			8	100%	8
KEISER UNIVERSITY		8			8
The Grand at Rome Nursing and Rehabilitation		8			8
SOMA MEDICAL CENTER PA #3 GREENACRES			8	100%	8
MEDEXPRESS URGENT CARE - BLUEFIELD		7	1	13%	8
HENDRY REGIONAL CONVENIENT CARE CENTER			8	100%	8
BROWNE MEDICAL LLC		6	2	25%	8
ROBERT WOOD JOHNSON HOSPITAL		7	1	13%	8
FHMG_FM AND IM AVALON PARK		2	6	75%	8

# COVID-19: testing by laboratory

Data through Jun 1, 2021 verified as of Jun 2, 2021 at 09:25 AM

Data in this report are provisional and subject to change.

The numbers in the table below represent the number of Florida and non-Florida residents for whom test results were received by the Department of Health. A person can be tested by more than one laboratory and can have both positive and negative results. **Therefore, the sum of the numbers in each column will be larger than the total number of people tested.**

Reporting lab	Inconclusive	Negative	Positive	Percent positive	Total
MINUTECLINIC DIAGNOSTIC OF OHIO #7790		6	2	25%	8
CVS PA2582POCT SPRINGFIELD		6	2	25%	8
LEWIS COUNTY MANOR		8			8
THE WOLFF CENTER FOR CHILD & ADOLESCENT HEALTH			8	100%	8
DOCTOR'S IN HOUSE LAB			8	100%	8
INTERNAL MEDICINE ASSOCIATES OF JACKSON HOSPITAL			8	100%	8
MINUTECLINIC DIAG OF IND, LLC #6910		8			8
MEDEXPRESS URGENT CARE-PASADENA		8			8
X-GENE MOLECULAR LABS		1	7	88%	8
COMPASSION PEDIATRIC URGENT CARE LLC		2	6	75%	8
MEDEXPRESS URGENT CARE - YORK		5	3	38%	8
MEDEXPRESS URGENT CARE - TARENTUM		6	2	25%	8
BARTON PARKER OD PC		8			8
CVS NJ836POCT RUNNEMEDE		8			8
FLORIDA DIGESTIVE AND LIVER SPECIALIST		8			8
YORK HOSPITAL: MICROBIOLOGY			8	100%	8
CVS TX10140POCT THE WOODLANDS		7	1	13%	8
DIAGNOSTIC CLINIC		7	1	13%	8
LOUISIANA DEPT OF HEALTH			8	100%	8
EXECUTIVE MEDICAL SERVICES		8			8
DR. PHILLIPS MEDICAL WELLNESS CENTER		4	4	50%	8
HOLY NAME MEDICAL CENTER	1	6	1	13%	8
LONGWOOD FAMILY MEDICINE		2	6	75%	8
MEDEXPRESS URGENT CARE - MIDLOTHIAN		7	1	13%	8
VIERA PEDIATRICS		2	6	75%	8
GOLISANO CHILDREN'S HOSPITAL OF SOUTHWEST FLORIDA		6	2	25%	8
CVS NJ2508POCT MANALAPAN		8			8
CVS HEALTH, #1994		6	2	25%	8
PROVIDENCE LABORATORY SERVICES		8			8
CVS SC4382POCT SPARTANBURG		8			8
DANIEL M LIBBY MD PLLC		8			8
DOH JACKSONVILLE CENTRAL LABORATORY		3	5	63%	8
LOVELACE MEDICAL CENTER		8			8
DOCTOR'S IN-HOUSE LAB/COMMUNITY HEALTH CENTERS OF PINELLAS – CLEARWATE			8	100%	8
JX REF LAB			8	100%	8
SUNSHINE LABORATORY LLC		8			8
GEISINGER MEDICAL CENTER		2	6	75%	8
CIGNA ONSITE HEALTH LLC		2	6	75%	8
ADVANCED RESEARCH FOR HEALTH IMPROVEMENT		6	2	25%	8
GENEUS DIAGNOSTICS			8	100%	8
GREENVILLE MEMORIAL HOSPITAL LAB			8	100%	8
DOTHAN PEDIATRIC CLINIC			8	100%	8
LAB UNKNOW		6	2	25%	8
MINUTECLINIC DIAGNOSTIC OF VIRGINIA, LLC #1980		6	2	25%	8
COMPASSION PEDIATRICS		3	5	63%	8
CVS OH10893POCT PARMA		5	3	38%	8
CVS TX8322POCT AUSTIN		8			8

# COVID-19: testing by laboratory

Data through Jun 1, 2021 verified as of Jun 2, 2021 at 09:25 AM

Data in this report are provisional and subject to change.

The numbers in the table below represent the number of Florida and non-Florida residents for whom test results were received by the Department of Health. A person can be tested by more than one laboratory and can have both positive and negative results. **Therefore, the sum of the numbers in each column will be larger than the total number of people tested.**

Reporting lab	Inconclusive	Negative	Positive	Percent positive	Total
CLAY PRIMARY & FAMILY CARE LLC			8	100%	8
CAREPOINT CLINIC		5	3	38%	8
Northport VAMC		8			8
GENE STREET LABORATORIES, LLC		6	2	25%	8
KIS URGENT CARE			8	100%	8
DIAGNOSTIC & MEDICAL SPECIALISTS OF GREENWICH		5	2	29%	7
CVS MA2401POCT MARSHFIELD		6	1	14%	7
CVS TX2263POCT SAN ANTONIO		7			7
MINUTE CLINIC DIAGNOSTIC OF VIRGINIA, LLC #6292		6	1	14%	7
TREASURE COAST INFECTIOUS DISEASE CONSULTANTS		4	3	43%	7
MINUTECLINIC, LLC #1431		6	1	14%	7
AVON PARK PEDIATRICS			7	100%	7
QUE		4	3	43%	7
CENTRAL JERSEY URGENT CARE OF BROWN MI		7			7
BOONE DRUG & HEALTHCARE AT DEERFIELD			7	100%	7
ADVENTHEALTH MEDICALGROUP PEDIATRICS AT ORLANDO		7			7
BELL-MINOR HOME		7			7
ECLRS		2	5	71%	7
WILDLIGHT LAB			7	100%	7
MEDEXPRESS URGENT CARE-MUNCIE		7			7
EXPICARE NURSING AGENCY, INC		5	2	29%	7
CVS TN7698POCT KNOXVILLE		7			7
FAMILY MEDICINE MEDICAL DRIVE		7			7
KINGSTON RESIDENCE OF MARION		7			7
VICTORIAN MANOR		2	5	71%	7
PENINSULA CARE AND REHABILITATION CENTER			7	100%	7
CAMELLIA AT DEERWOOD		2	5	71%	7
EASTERN FLORIDA STATE COLLEGE – PALM BAY CAMPUS□			7	100%	7
MINUTECLINIC, LLC (CLINIC 10928)		7			7
FRESENIUS KIDNEY CARE FORT WALTON BEACH			7	100%	7
PEDIATRICS URGENT CARE, LLC			7	100%	7
PRINCETON BMC LABORATORY		6	1	14%	7
BETH ISRAEL DEACONESS MEDICAL CENTER			7	100%	7
CVS IL3163POCT OAK PARK		7			7
METHODIST HEALTHCARE UNIVERSITY HOSPIT		7			7
MEDNOW URGENT CARE		3	4	57%	7
MEDEXPRESS URGENT CARE - NORTH LITTLE		6	1	14%	7
PALM BEACH DIGESTIVE ASSOCIATES			7	100%	7
MINUTECLINIC DIAG OF IND LLC #6998		6	1	14%	7
CVS MA957POCT WEST SPRINGFIELD		7			7
PALM GARDEN OF SUN CITY			7	100%	7
PROGRESS PHARMACY INC		2	5	71%	7
SAN DIEGO COUNTY PUBLIC HEALTH LAB			7	100%	7
WALGREENS # 04440		6	1	14%	7
POWERS PEDIATRICS			7	100%	7
MEDEXPRESS - NEW CASTLE, DUPONT HWY		6	1	14%	7
MANATEE PEDIATRICS			7	100%	7

# COVID-19: testing by laboratory

Data through Jun 1, 2021 verified as of Jun 2, 2021 at 09:25 AM

Data in this report are provisional and subject to change.

The numbers in the table below represent the number of Florida and non-Florida residents for whom test results were received by the Department of Health. A person can be tested by more than one laboratory and can have both positive and negative results. **Therefore, the sum of the numbers in each column will be larger than the total number of people tested.**

Reporting lab	Inconclusive	Negative	Positive	Percent positive	Total
NIBHA MEDIRATTA MD PL			7	100%	7
MEDHELP TRUSSVILLE		6	1	14%	7
MIAMI BEACH COMMUNITY HEALTH CENTER INC			7	100%	7
ADVENT HEALTH APOPKA		3	4	57%	7
CVS IL5797POCT CAROL STREAM		7			7
MEDEXPRESS URGENT CARE-DUBOIS		7			7
OCALA FAMILY MEDICAL CENTER		7			7
KENDALL REGIONAL MEDICAL CNTR			7	100%	7
FLORIDA DEPARTMENT OF HEALTH IN MIAMI DADE COUNTY		5	2	29%	7
FLORIDA CANCER SPECIALISTS & RESEARCH INSTITUTE		6	1	14%	7
CARENOW URGENT CARE-SOUTHLAKE			7	100%	7
BETHESDA COMMUNITY HEALTH CENTER			7	100%	7
DOTHAN WEST FAMILY MEDICINE		5	2	29%	7
WATAUGA MEDICAL CENTER		4	3	43%	7
SOUTHEAST GEORGIA HEALTH SYSTEM, INC D		7			7
The Oaks of Clearwater		7			7
CVS PA1657POCT YORK		6	1	14%	7
OCALA REGIONAL KIDNEY CENTER EAST		2	5	71%	7
TESTD			7	100%	7
CVS MA447POCT NORTHAMPTON		5	2	29%	7
ST. LUCIE COUNTY HEALTH DEPARTMENT		5	2	29%	7
MORGAN STANLEY HEALTH CENTER		7			7
CVS MI8049POCT WATERFORD		6	1	14%	7
GARDENS PEDIATRICS			7	100%	7
GRACE WELLNESS CENTER LLC		6	1	14%	7
CVS GA5637POCT VILLA RICA		6	1	14%	7
MIDDLEBURG VA CBOC		5	2	29%	7
HELIX MEDICAL CENTERS		1	6	86%	7
LEPE'S HOUSE			7	100%	7
NEMOURS CHILDRENS, LAKE NONA			7	100%	7
CARESOUTH HHA HOLDINGS OF TALLAHASSEE LLC		7			7
Ocoee Health Care Center		7			7
FARRIOR FACIAL PLASTIC SURGERY		7			7
CVS PA5241POCT CHALFONT		7			7
DOCTORS HOSPITAL OF AUGUSTA		7			7
HOLY GARDEN ALF, INC.		7			7
SMOKY MOUNTAIN URGENT CARE AND FAMILY MEDICINE CENTER			7	100%	7
PERSONAL PHYSICIAN CARE PA			7	100%	7
HEARTLAND PEDIATRICS OF LAKE PLACID			7	100%	7
LAKE CITY CORRECTIONAL FACILITY			7	100%	7
NOVANT HEALTH INPATIENT CARE		2	5	71%	7
TAMPA FAMILY HEALTH CENTER		1	6	86%	7
COMPLETE FAMILY CARE, LLC/UNIVERSITY OF SAINT MARY		7			7
Parkside Villa		7			7
MARIANNA CBOC		7			7
APC PEDIATRICS			7	100%	7
GOPATH LABORATORIES			7	100%	7



# COVID-19: testing by laboratory

Data through Jun 1, 2021 verified as of Jun 2, 2021 at 09:25 AM

Data in this report are provisional and subject to change.

The numbers in the table below represent the number of Florida and non-Florida residents for whom test results were received by the Department of Health. A person can be tested by more than one laboratory and can have both positive and negative results. **Therefore, the sum of the numbers in each column will be larger than the total number of people tested.**

Reporting lab	Inconclusive	Negative	Positive	Percent positive	Total
CVS MINUTE CLINIC DIAGNOSTIC OF TEXAS		6	1	14%	7
CRESTWOOD MEDICAL CENTER		5	2	29%	7
MINUTECLINIC DIAG OF IND LLC #6840		6	1	14%	7
DEVANSH LAB WERKS		1	6	86%	7
MINUTECLINIC DIAG OF IND, LLC #6472		7			7
MEDEXPRESS - NEWARK		7			7
NU WAVE MEDICAL CENTER			7	100%	7
JUPITER ISLAND PUBLIC SAFETY		5	2	29%	7
CVS IN7653POCT EVANSVILLE		6	1	14%	7
THE PALMS REHABILITATION AND HEALTHCARE CENTER		5	2	29%	7
UPMC HEALTH SYSTEM		4	3	43%	7
NORTH FLORIDA MEDICAL CENTERS INC		1	6	86%	7
DALLAS COUNTY HEALTH AND HUMAN SERVICES			7	100%	7
SOUTH COM HEALTH CLINIC, DEPT. OF THE ARMY		7			7
CVS NJ2815POCT E BRUNSWICK		5	2	29%	7
NELSON BIOLOGICAL			7	100%	7
Englewood Health Care Center		7			7
BALTIMORE CITY HEALTH DEPT COMMUNICABLE DISEASES AND EPIDEMIOLOGY			7	100%	7
GRACE REHABILITATION CENTER OF VERO BEACH		4	3	43%	7
MEDEXPRESS URGENT CARE-NESHANNOCK TWP		6	1	14%	7
Kennedy University Hospital		6	1	14%	7
CVS NE5714POCT OMAHA		6	1	14%	7
DOCTORS OFFICE OF NEW JERSEY		7			7
CVS MA2600POCT WEYMOUTH		6	1	14%	7
USCG SECTOR ST PETE		3	4	57%	7
MINUTECLINIC DIAG OF IND, LLC #6553		7			7
OPTUM PRIMARY CARE - FOUNTAIN OAKS		3	4	57%	7
PROHEALTH MED		2	5	71%	7
MEDEXPRESS URGENT CARE PENNSVILLE		5	2	29%	7
PARADISE VILLA ALF INCORPORATED		7			7
CVS NH6596POCT HAMPTON		7			7
MEDEXPRESS URGENT CARE - LOGAN		7			7
Bon Secours Place		6	1	14%	7
MEDEXPRESS - COLLINSVILLE BELT LINE		5	2	29%	7
CVS AZ9290POCT PHOENIX		6	1	14%	7
MINUTE CLINIC LLC #1831		7			7
CVS CA9823POCT SACRAMENTO		6	1	14%	7
ADVENTHEALTH CELEBRATION EMPLOYEE CLINIC		7			7
GAINESVILLE PEDIATRIC ASSOCIATES		1	6	86%	7
NEMOURS CHILDREN'S HOSPITAL			7	100%	7
COMMUNITY HEALTH CENTERS OF PINELLAS, INC		4	3	43%	7
Lenox on the Lake			7	100%	7
MANATEE MEMORIAL HOSPITAL CLINICAL LABORATORY			7	100%	7
WOMENS CARE FLORIDA LLC		5	2	29%	7
YAZJI PEDIATRIC CARE LLC DBA TUKA PEDIATRICS			7	100%	7
CVS TN6414POCT SMYRNA		5	2	29%	7
Home Health Care Clinic		6	1	14%	7

# COVID-19: testing by laboratory

Data through Jun 1, 2021 verified as of Jun 2, 2021 at 09:25 AM

Data in this report are provisional and subject to change.

The numbers in the table below represent the number of Florida and non-Florida residents for whom test results were received by the Department of Health. A person can be tested by more than one laboratory and can have both positive and negative results. **Therefore, the sum of the numbers in each column will be larger than the total number of people tested.**

Reporting lab	Inconclusive	Negative	Positive	Percent positive	Total
MOUNT SINAI AVENTURA DIAGNOSTIC CENTER			7	100%	7
GENTRY PARK ORLANDO ASSISTED LIVING		6	1	14%	7
PURECARE PHARMACY		6	1	14%	7
MC DIAGNOSTIC OF CONNECTICUT, PC #252		6	1	14%	7
LEE COUNTY HEALTH DEPARTMENT		4	3	43%	7
LIZS ADULT CARE		7			7
DIXIE COUNTY EMERGENCY SERVICES		1	6	86%	7
DOCTORS CLINICAL LABORATORY, INC		5	2	29%	7
STVHCS - Dental Outpatient Clinic		7			7
MEDEXPRESS URGENT CARE-HERSHEY		6	1	14%	7
CVS CA8850POCT HUNTINGTON BEACH		6	1	14%	7
CVS SC5479POCT INDIAN LAND		6	1	14%	7
CVS PA1379POCT LANSDALE		6	1	14%	7
COVID TESTING LLC			7	100%	7
SUPERIOR RESIDENCES AT CALA HILLS		7			7
NORTHPORT MEDICAL CENTER LAB		7			7
LYNMOORE,THE		7			7
PELICAN LANDING		1	6	86%	7
ABBAY MANOR RETIREMENT RESIDENCE INC		7			7
DELAWARE DEPARTMENT OF HEATH		6	1	14%	7
CVS OH3080POCT HUBER HEIGHTS		6	1	14%	7
MEDEXPRESS URGENT CARE-SCOTT TOWNSHIP		6	1	14%	7
DOCTOR'S IN-HOUSE LAB/COMMUNITY HEALTH CENTERS OF PINELLAS -PINELLAS P			7	100%	7
MINUTECLINIC DIAGNOSTIC OF OHIO #2964		7			7
KIDS CORNER PEDIATRICS PLLC		6	1	14%	7
LAWTON CHILES HEALTH CENTER		1	6	86%	7
FLORIDA PREMIER MEDICAL CARE PA			7	100%	7
CVS NM8918POCT ALBUQUERQUE		7			7
CVS NV2928POCT LAS VEGAS		7			7
BAYCARE MEDICAL GROUP, INC		6	1	14%	7
IRL MARKET LAB			7	100%	7
MAXHEALTH		5	2	29%	7
CVS NH1004POCT SALEM		6	1	14%	7
WELLSTAR DOUGLAS HOSPITAL LABORATORY		7			7
MEDEXPRESS URGENT CARE - BECKLEY		5	2	29%	7
Mitchell Hollingsworth Nursing and Rehab		7			7
Thermopolis Rehabilitation Wellness		7			7
CAPITAL HEALTH PLAN LABORATORIES			7	100%	7
LAKE NONA PEDIATRICS IN ASSOCIATION WITH NEMOURS		5	2	29%	7
ALL4KIDZ PEDIATRICS LLC		4	3	43%	7
WILLIAM S MIDDLETON MEMORIAL VET HOSP		7			7
TRUE HEALTH DIAGNOSTICS		1	6	86%	7
COMMUNITEL			7	100%	7
MEDEXPRESS URGENT CARE - WEIRTON		7			7
CVS GA5622POCT DALLAS		5	2	29%	7
CVS MA929POCT FRANKLIN		7			7
CVS OH3329POCT LAKEWOOD		6	1	14%	7

# COVID-19: testing by laboratory

Data through Jun 1, 2021 verified as of Jun 2, 2021 at 09:25 AM

Data in this report are provisional and subject to change.

The numbers in the table below represent the number of Florida and non-Florida residents for whom test results were received by the Department of Health. A person can be tested by more than one laboratory and can have both positive and negative results. **Therefore, the sum of the numbers in each column will be larger than the total number of people tested.**

Reporting lab	Inconclusive	Negative	Positive	Percent positive	Total
PEDIATRICS OF CENTRAL FLORIDA		5	2	29%	7
PENN MEDICINE PRINCETON MEDICAL CENTER		6	1	14%	7
Wilkes-Barre VAMC		7			7
BROOKDALE LAKE ORIENTA			7	100%	7
Hiawatha Care Center		7			7
GUTHRIE CORNING HOSPITAL LABORATORY		7			7
DEPARTMENT OF HEALTH AND HUMAN SERVICES STATE OF NEW HAMPSHIRE			7	100%	7
IMA MEDICAL CENTER OF WEST TAMPA		3	4	57%	7
BLACK STALLION WALK IN AND EXERCISE CLINICS LLC		4	3	43%	7
FLORIDA HOSPITAL KISSIMMEE		4	3	43%	7
MOUNT SINAI BROOKLYN LABORATORY		6	1	14%	7
CVS NJ837POCT MARLTON		7			7
MD NOW MEDICAL CENTER			7	100%	7
RIVER OAKS TREATMENT CENTER			7	100%	7
HEALTH CARE LABORATORY SERVICES		1	6	86%	7
CARENOW URGENT CARE-MADISON		7			7
MIAMI RESCUE MISSION CLINIC INC			7	100%	7
PUTNAM HOSPITAL CENTER LABORATORY		7			7
NYU WINTHROP HOSPITAL PATHOLOGY		7			7
BRADENTON PHYSICIANS MEDICAL CENTER			7	100%	7
EL PARAISO HOME INC		7			7
PANCARE HEALTH - HOSFORD SCHOOL			7	100%	7
ARLINGTON OF NAPLES		6			6
CLINICAL CARE ASSOCIATES			6	100%	6
RADEAS			6	100%	6
AUGUSTA UNIVERSITY MEDICAL CENTER			6	100%	6
MINUTECLINIC LLC #5041		2	4	67%	6
FIVE TOWNS PREMIER REHABILITATION AND, THE		6			6
LAKE MARY HEALTH AND REHABILITATION CENTER		1	5	83%	6
ARC POINT LABS OF AUSTIN NORTH			6	100%	6
UNIVERISTY OF MIAMI			6	100%	6
MOBILE HEALTH MEDICAL SERVICES PC		6			6
CARL R DARNALL ARMY MEDICAL CENTER			6	100%	6
TANNER MEDICAL CENTER LABORATORY		5	1	17%	6
DEPARTMENT OF HEALTH AND HUMAN SERVICES DIVISION OF BEHAVIORAL HEALTH		1	5	83%	6
IVY ROSEN MD PLLC		6			6
Northwell Lab		2	4	67%	6
Oakwood - North Baldwins Center for Living		6			6
FLORIDA MEDICAL SPECIALISTS		2	4	67%	6
MORRIS HALL/ST JOSEPH NURSING CENTER		6			6
SOUTHEASTERN DERMATOLOGY GROUP PA		5	1	17%	6
BROWARD TRANSITIONAL CENTER			6	100%	6
TULLAHOMA HMA, LLC		5	1	17%	6
GENEVA GENERAL HOSPITAL LABORATORY		4	2	33%	6
PALM HARBOR DERMATOLOGY		4	2	33%	6
HILLSBOROUGH COUNTY HEALTH DEPARTMENT			6	100%	6
PARADIGM LABORATORIES			6	100%	6

# COVID-19: testing by laboratory

Data through Jun 1, 2021 verified as of Jun 2, 2021 at 09:25 AM

Data in this report are provisional and subject to change.

The numbers in the table below represent the number of Florida and non-Florida residents for whom test results were received by the Department of Health. A person can be tested by more than one laboratory and can have both positive and negative results. **Therefore, the sum of the numbers in each column will be larger than the total number of people tested.**

Reporting lab	Inconclusive	Negative	Positive	Percent positive	Total
ADVENT HEALTH - TUSKAWILLA		4	2	33%	6
WELLSTREET - PONCE DE LEON		6			6
FLORIDA HEALTHCARE OF ORLANDO		1	5	83%	6
LIFEGUARD URGENT CARE			6	100%	6
CDRX INFUSION			6	100%	6
MERCY URGENT CARE			6	100%	6
MINUTECLINIC DIAGNOSTIC OF TN PC #442		4	2	33%	6
MEDEXPRESS URGENT CARE - KOKOMO		6			6
MINUTECLINIC DIAGNOSTIC PA #3344		6			6
MEDEXPRESS URGENT CARE - WAXAHACHIE, N HIGHWAY 77		4	2	33%	6
JERSEY SHORE MEDICAL CENTER		6			6
ADVANCED URGENT CARE OF MARATHON		1	5	83%	6
PRESBYTERIAN HOME		6			6
CVS MINUTE CLINIC DIAGNOSTIC MED GRP		6			6
CHILDREN'S HOSPITAL OF PHILADELPHIA		5	1	17%	6
MINUTECLINIC DIAG OF IND, LLC #5369		5	1	17%	6
QUATRACOR PLLC		6			6
CVS TX7821POCT LEAGUE CITY		6			6
CVS IL8753POCT CHICAGO		6			6
VA Boston HCS-West Roxbury Division		5	1	17%	6
RHEA MEDICAL CENTER		6			6
PANCARE HEALTH - ALTHA PUBLIC			6	100%	6
BNR PHARMACY INC		6			6
Advanced Care Center			6	100%	6
BOCA VIPEDIATRICS			6	100%	6
PREMIER FAMILY HEALTH PA			6	100%	6
CVS PA258POCT MCKEES ROCKS		6			6
Park Ridge Nursing Center		3	3	50%	6
LOS ALAMOS NATIONAL LABORATORY		6			6
CVS MO10053POCT SAINT PETERS		6			6
CVS NC2771POCT CLAYTON		5	1	17%	6
FHPG FAMILY MEDICAL CENTER OF TAMPA BAY		1	5	83%	6
ELITE MEDICAL CENTER		1	5	83%	6
CARNEGIE HILL PEDIATRICS LLP		5	1	17%	6
CVS AZ5026POCT MESA		6			6
HOLLY HILL HOME INFUSION SERVICE		5	1	17%	6
CULLMAN REGIONAL URGENT CARE		5	1	17%	6
NORTH FLORIDA PEDIATRICS JASPER			6	100%	6
FLORIDA HEALTH CARE PLANS STIRLING CENTER			6	100%	6
MEDEXPRESS URGENT CARE SHADYSIDE		5	1	17%	6
MEDEXPRESS URGENT CARE - SUMMERSVILLE, WEBSTER RD		6			6
Army Residence Community		5	1	17%	6
CURATIVE CARE CENTER INC		1	5	83%	6
BAYSHORE POINTE NURSING AND REHAB CENTER			6	100%	6
ADVENTHEALTH GORDON		5	1	17%	6
SOLLIS HEALTH			6	100%	6
MEDEXPRESS URGENT CARE - MBURG COMMONS		5	1	17%	6

# COVID-19: testing by laboratory

Data through Jun 1, 2021 verified as of Jun 2, 2021 at 09:25 AM

Data in this report are provisional and subject to change.

The numbers in the table below represent the number of Florida and non-Florida residents for whom test results were received by the Department of Health. A person can be tested by more than one laboratory and can have both positive and negative results. **Therefore, the sum of the numbers in each column will be larger than the total number of people tested.**

Reporting lab	Inconclusive	Negative	Positive	Percent positive	Total
PRINCIPLE HOSPICE SERVICE, LLC		1	5	83%	6
GENESIS FAMILY PRACTICE		3	3	50%	6
BAYCARE ALLIANT HOSPITAL			6	100%	6
PIEDMONT NEWNAN HOSPITAL		5	1	17%	6
REDMED OF CROSSTOWN		3	3	50%	6
MED EXPRESS URGENT CARE PC - MARYLAND		5	1	17%	6
QUENTIN N BURDICK MEMORIAL HEALTH CARE		6			6
CVS MO5655POCT LIBERTY		3	3	50%	6
CAREWELL 301 - WARWICK			6	100%	6
FAMILY CARE MEDICAL CENTER			6	100%	6
TIMBER CREEK PEDIATRICS		6			6
MINUTECLINIC #1773		6			6
ALVARO J DANGOND MD PA		4	2	33%	6
MINUTECLINIC DIAGNOSTIC MED GRP OF ORA		4	2	33%	6
HEARTLAND HOME HEALTH CARE		6			6
MINUTECLINIC DIAGNOSTIC OF NH, LLC (CL		5	1	17%	6
HELIX KH UC		1	5	83%	6
RIVERVIEW ALF OPERATOR LLC		1	5	83%	6
CVS TX7156POCT RICHARDSON		5	1	17%	6
LEVY COUNTY DEPT. OF PUBLIC SAFETY		2	4	67%	6
MAXCARE CLINIC			6	100%	6
NORTH OKALOOSA CLINIC CORP		3	3	50%	6
CVS MA920POCT CLINTON		6			6
TEXAS MEDCLINIC			6	100%	6
CVS NATIONAL HARBOR MD2297714CV		6			6
ANTHONY-BROWN PHARMACY		6			6
DAVISON HEALTH CENTER WESLEYAN UNIVERS		6			6
MEDEXPRESS NORTHSIDE			6	100%	6
MEDEXPRESS URGENT CARE - CHERRY HILL		6			6
PLEASANTVILLE OF SEBASTIAN LLC□			6	100%	6
MINUTECLINIC, LLC #07876		5	1	17%	6
MEDEXPRESS URGENT CARE - LEDGEWOOD		5	1	17%	6
CVS IN6572POCT INDIANAPOLIS		6			6
ADERHOLT MEDICAL, LLC		6			6
CONCENTRA - ORLANDO SOUTH II		5	1	17%	6
LUMADOC HEALTH		4	2	33%	6
St. Josephs Hospital		4	2	33%	6
LAKEVIEW TERRACE HOME HEALTH SERVICES LLC			6	100%	6
ATLANTIC COMMUNITY HIGH SCHOOL		5	1	17%	6
WAKEMED		1	5	83%	6
MIZELL MEMORIAL HOSPITAL			6	100%	6
MEMORIAL HOSPITAL OF TAMPA			6	100%	6
QUICK CARE MED WALK IN AND URGENT CARE			6	100%	6
FIRST COAST CARDIOVASCULAR INSTITUTE PA			6	100%	6
WELLPATH		5	1	17%	6
MINUTECLINIC DIAG OF IND, LLC #6483		4	2	33%	6
SARASOTA IMMEDIATE CARE			6	100%	6



# COVID-19: testing by laboratory

Data through Jun 1, 2021 verified as of Jun 2, 2021 at 09:25 AM

Data in this report are provisional and subject to change.

The numbers in the table below represent the number of Florida and non-Florida residents for whom test results were received by the Department of Health. A person can be tested by more than one laboratory and can have both positive and negative results. **Therefore, the sum of the numbers in each column will be larger than the total number of people tested.**

Reporting lab	Inconclusive	Negative	Positive	Percent positive	Total
AMERICAN MEDICAL RESPONSE - DENVER		3	3	50%	6
BRIGHT HEALTH CLINIC CORP			6	100%	6
MCKENZIE-WILLAMETTE MEDICAL CENTER LAB		6			6
GOOD SAMARITAN HOSPITAL		4	2	33%	6
UF HEALTH PATHOLOGY LABORATORIES			6	100%	6
PALMETTO HEALTH ALLIANCE		3	3	50%	6
WEST COCOA PHARMACY		3	3	50%	6
EXCEL URGENT CARE OF NJ, LLC		4	2	33%	6
FLORIDA DEPARTMENT OF HEALTH SEMINOLE COUNTY		1	5	83%	6
CELAL GUROL ERBAY, MD			6	100%	6
CVS IN5696POCT FORT WAYNE		6			6
DISCOVERY VILLAGE AT DEERWOOD			6	100%	6
OURMED		5	1	17%	6
FLORIDA WOMAN CARE LABORATORY			6	100%	6
ORLANDO HEALTH PHYSICIAN GROUP			6	100%	6
SAINT PETER'S UNIVERSITY HOSPITAL		6			6
WALGREENS SARASOTA		5	1	17%	6
CAREMOUNT MEDICAL PC		6			6
COMPUNET CLINICAL LAB			6	100%	6
PATIENT FIRST - ALLENTOWN			6	100%	6
UT SOUTHWESTERN MEDICAL CENTER			6	100%	6
MINUTECLINIC, LLC #07852		5	1	17%	6
CVS NE8615POCT LINCOLN		5	1	17%	6
OCHSNER MEDICAL CENTER			6	100%	6
ADVENT HEALTH MEDICAL GROUP		5	1	17%	6
OVIEDO CHILDRENS HEALTH CENTER LLC		1	5	83%	6
WELLMED AT SOUTH STUART		5	1	17%	6
THE LITTLE CLINIC			6	100%	6
WG WINDSOR WOODS SH LLC		6			6
MINUTECLINIC DIAGNOSTIC OF PA LLC		6			6
VALSPAR CHAMPIONSHIP		6			6
APALACHEE CENTER INC		4	2	33%	6
VA OUTPATIENT PHARMACY			6	100%	6
UNILAB		2	4	67%	6
THE WINDSOR OF OCALA		2	4	67%	6
RANDOLPH COUNTY HEALTH & REHABILITATIO		6			6
RAPID MEDLAB (004MO)		5	1	17%	6
Georgiana Health and Rehabilitation, LLC		6			6
RURAL HEALTH CARE INC			6	100%	6
BROOKDALE AVONDALE (BU 04360)			6	100%	6
SOUTHERN OCEAN MEDICAL CENTER		6			6
UW MEDICINE VIROLOGY LAB			6	100%	6
ST LUKES HOSPITAL LABORATORY		2	4	67%	6
TALLAHASSEE MEMORIAL HEALTHCARE			6	100%	6
ALLEGRO FLEMING ISLAND		1	5	83%	6
AMERICAN HEALTH ASSOC. LABORATORY SOUTH		4	2	33%	6
BROWARD COUNTY HEALTH DEPT.			6	100%	6

# COVID-19: testing by laboratory

Data through Jun 1, 2021 verified as of Jun 2, 2021 at 09:25 AM

Data in this report are provisional and subject to change.

The numbers in the table below represent the number of Florida and non-Florida residents for whom test results were received by the Department of Health. A person can be tested by more than one laboratory and can have both positive and negative results. **Therefore, the sum of the numbers in each column will be larger than the total number of people tested.**

Reporting lab	Inconclusive	Negative	Positive	Percent positive	Total
PUBLIC HEALTH LAB		6			6
UT MEMPHIS UNIVERSITY HEALTH SERVICES			6	100%	6
MEDEXPRESS URGENT CARE-PITTSFIELD		6			6
COVID RAPID LABS		1	5	83%	6
Madison Health & Rehabilitation		6			6
REGIONAL MEDICAL CENTER BAYONET POINT			6	100%	6
CVS MA654POCT ACTON		6			6
RUSH UNIVERSITY MEDICAL CENTER LABORATORY			6	100%	6
UNC HOSPITAL/MCLENDON CLINICAL LABORATORIES			6	100%	6
ST LUKE'S BOISE REGIONAL MEDICAL CENTER		6			6
CVS OH4300POCT STRONGSVILLE		6			6
MEDEXPRESS URGENT CARE - WILKES BARRE		5	1	17%	6
CLINICAL LABORATORIES OF THE BUFFALO		5	1	17%	6
Hunterdon Medical Center Laboratory		6			6
CVS IN6605POCT INDIANAPOLIS		5	1	17%	6
Arbors at Marietta		6			6
DOCS URGENT CARE		1	5	83%	6
MEDEXPRESS URGENT CARE - ELM GROVE		5	1	17%	6
XPRESS URGENT CARE LLC		6			6
ENIGMA DIAGNOSTIC, INC.			6	100%	6
CONCENTRA			6	100%	6
ST BARNABAS HOSPITAL		6			6
CVS MD1515POCT LEONARDTOWN		4	2	33%	6
STARMED FAMILY & URGENT CARE			6	100%	6
FLEET LANDING			6	100%	6
PATHGROUP LABS, LLC		4	2	33%	6
PHYSICIANS URGENT CARE BERRY FARMS		4	2	33%	6
GUTHRIE MEDICAL GROUP LABORATORIES		6			6
MEDEXPRESS URGENT CARE - FREDERICK		6			6
ST VINCENTS AMBULATORY CARE INC		3	3	50%	6
ManorCare Rehabilitation Center- Decatur		6			6
MERCY COLLEGE HEALTH OFFICE		6			6
SANTOS REHABILITATION CENTER INC			6	100%	6
CVS MA1095POCT AMHERST		5	1	17%	6
LRHS Southeastern University		4	2	33%	6
MEDEXPRESS URGENT CARE - VINELAND S MA		6			6
CENTRAL FLORIDA PRIMARY CARE			6	100%	6
CITIZENS BAPTIST MEDICAL CENTERS LAB		5	1	17%	6
MINUTECLINIC DIAGNOSTIC OF MICHIGAN, P		6			6
CVS OH3393POCT AURORA		5	1	17%	6
MEDICAL CENTER AT OCEAN REEF		1	5	83%	6
MEDEXPRESS URGENT CARE - RUNNEMEDE		4	2	33%	6
WOODHULL MEDICAL AND MENTAL HEALTH CTR		6			6
HUNTERS CREEK PEDIATRICS		6			6
PORT ORANGE NURSING & REHAB			6	100%	6
AMERICAN EAGLE LEESBURG AL LLC DBA VISTA LAKE			6	100%	6
CVS IL1170POCT JOLIET		6			6

# COVID-19: testing by laboratory

Data through Jun 1, 2021 verified as of Jun 2, 2021 at 09:25 AM

Data in this report are provisional and subject to change.

The numbers in the table below represent the number of Florida and non-Florida residents for whom test results were received by the Department of Health. A person can be tested by more than one laboratory and can have both positive and negative results. **Therefore, the sum of the numbers in each column will be larger than the total number of people tested.**

Reporting lab	Inconclusive	Negative	Positive	Percent positive	Total
MINUTECLINIC, DIAGNOSTIC OF TEXAS, LLC		6			6
MINUTECLINIC DIAGNOSTIC OF OHIO #6139		6			6
CVS MA1006POCT BROCKTON		6			6
CVS IL4778POCT EVANSTON		6			6
MINUTECLINIC DIAGNOSTIC OF TEXAS, LLC #7435		4	2	33%	6
THE DOCTOR'S OFFICE OF WEST CALDWELL		6			6
GIEBEIG FAMILY MEDICINE PA			6	100%	6
LPG COCONUT POINT - FAMILY/ INTERNAL MEDICINE		6			6
CVS MA1094POCT GREENFIELD		6			6
CVS OH2486POCT NILES		4	2	33%	6
SIGNATURE URGENT CARE			6	100%	6
Errera Community Care Center		6			6
PENN NURSING CENTER		6			6
MANORCARE HEALTH SERVICES			6	100%	6
MEDEXPRESS URGENT CARE PLEASANT HILLS		5	1	17%	6
FLORIDA MEDICAL CLINIC -INTERNAL MED DADE CITY			6	100%	6
QUALITY MEDICAL CARE			6	100%	6
WELLMED AT APOLLO BEACH BLVD		4	2	33%	6
ELITE MD GROUP INC		2	4	67%	6
CVS AZ33POCT TEMPE		6			6
AARK LABORATORY		6			6
MEDEXPRESS URGENT CARE - DANVILLE		6			6
Samuel S. Stratton VAMC		6			6
MEDEXPRESS URGENT CARE - ROCKAWAY		6			6
CVS GA2279POCT SUWANEE		6			6
Kroger 673 - The Little Clinic Dallas		5	1	17%	6
FIFTH AVENUE PEDIATRICS		3	3	50%	6
WELL HEALTH WORKS, LLC - THE GARDEN THEATER		6			6
CVS OK6225POCT EDMOND		6			6
RIVER CITY PRIMARY AND URGENT CARE			6	100%	6
FAMILY TREE PRIMARY CARE		5	1	17%	6
MINUTECLINIC DIAG OF IND, LLC #8645		6			6
CVS PA2688POCT COLLEGEVILLE		6			6
MENORAH MANOR			6	100%	6
MASSACHUSETTS PIRATES, LLC		6			6
ELIAS KANAAN MD PA		6			6
TAMIAMI LAB MILLENIUM			6	100%	6
UNILAB OF DADE INC			6	100%	6
GENTLE MEDICINE ASSOCIATES / DR. REGINE BATAILLE		6			6
MARSHALL MEDICAL CENTER SOUTH LAB		5	1	17%	6
ASCENSION ST VINCENT'S CLAY COUNTY			6	100%	6
CVS MN663POCT APPLE VALLEY		5	1	17%	6
URGENT CARE HOUSECALLS PA		5	1	17%	6
PR HEALTH		1	5	83%	6
BROOKDALE CLERMONT			6	100%	6
CHILDREN'S HEALTHCARE OF ATLANTA		6			6
CLINICAL ASSOCIATES OF ORLANDO LLC		6			6

# COVID-19: testing by laboratory

Data through Jun 1, 2021 verified as of Jun 2, 2021 at 09:25 AM

Data in this report are provisional and subject to change.

The numbers in the table below represent the number of Florida and non-Florida residents for whom test results were received by the Department of Health. A person can be tested by more than one laboratory and can have both positive and negative results. **Therefore, the sum of the numbers in each column will be larger than the total number of people tested.**

Reporting lab	Inconclusive	Negative	Positive	Percent positive	Total
CVS NV8784POCT LAS VEGAS		4	1	20%	5
PRECISION DIAGNOSTICS INC - NJ		5			5
FALLSBURG CHAI		5			5
SUTTER TRACY COMMUNITY HOSPITAL			5	100%	5
CULLMAN REGIONAL MEDICAL CENTER		3	2	40%	5
PEDIATRICS OF CENTRAL FLORIDA – POINCIANA		3	2	40%	5
SOUTH BEND MEDICAL FOUNDATION			5	100%	5
LIVING WATERS MEDICAL CENTER			5	100%	5
ADVANCED HEART CARE OF SOUTH FLORIDA		5			5
MEDEXPRESS URGENT CARE-BLOOMFIELD AVEN		4	1	20%	5
CVS TX5877POCT PEARLAND		5			5
INNOVATIVE COVID-DIVERSEY			5	100%	5
FINLAY		1	4	80%	5
Walker BaptistMedCtr		4	1	20%	5
WOMACK ARMY MEDICAL CENTER			5	100%	5
Oceanside Health & Rehabilitation Center		5			5
NYC PUBLIC HEALTH LABS			5	100%	5
FORSYTH HOUSE			5	100%	5
OLEAN GENERAL HOSPITAL		5			5
CARENOW URGENT CARE - WINTER SPRINGS		4	1	20%	5
MD NOW MEDICAL CENTER INC			5	100%	5
VIDANT MEDICAL CENTER			5	100%	5
SUPER HEALTH PHARMACY LLC		5			5
THONOTOSASSA COMMUNITY HEALTH CENTER		1	4	80%	5
CVS NV408817POCT LAS VEGAS		1	4	80%	5
MEDEXPRESS URGENT CARE - BECKLEY CROSS		4	1	20%	5
FAMILY TREE DNA			5	100%	5
SPRINGHILL SENIOR RESIDENCE		5			5
JACKSON SOUTH COMMUNITY HOSPITAL LAB			5	100%	5
CVS CA9803POCT RIVERSIDE		5			5
911 URGENT CARE & SURGERY CENTER		5			5
Rio Pinar Health Care			5	100%	5
AMI ST FRANCIS HOSPITAL LABORATORY		4	1	20%	5
JOE DIMAGGIO CHILDREN'S HOSPITAL		1	4	80%	5
MINUTECLINIC, LLC #7139		5			5
LABCORP UNSPECIFIED		5			5
INTERNAL MEDICINE & PRIMARY CARE ASSOCIATES, PLC			5	100%	5
HAWTHORNE HEALTH AND REHABILITATION			5	100%	5
MARION COUNTY FIRE RESCUE		3	2	40%	5
WASHINGTON COLLEGE HEALTH SERVICES		5			5
SOUTH FLORIDA RESEARCH ORGANIZATION			5	100%	5
MIDDLETON PEDIATRICS			5	100%	5
CVS NC7548POCT FUQUAY VARINA		4	1	20%	5
AHC Decatur County		5			5
L3HARRIS FAMILY MEDICAL CENTER		1	4	80%	5
Wynfield Park Health and Rehabilitation		5			5
UNIVERSITY OF WASHINGTON MEDICAL CENTER (UWMC) EMERGENCY DEPT.			5	100%	5

# COVID-19: testing by laboratory

Data through Jun 1, 2021 verified as of Jun 2, 2021 at 09:25 AM

Data in this report are provisional and subject to change.

The numbers in the table below represent the number of Florida and non-Florida residents for whom test results were received by the Department of Health. A person can be tested by more than one laboratory and can have both positive and negative results. **Therefore, the sum of the numbers in each column will be larger than the total number of people tested.**

Reporting lab	Inconclusive	Negative	Positive	Percent positive	Total
PRL NYC PANDEMIC RESPONSE LAB			5	100%	5
NAVAL MEDICAL CENTER			5	100%	5
LAKE COUNTY DETENTION CENTER		3	2	40%	5
MEDEXPRESS URGENT CARE- ALLISON PARK		3	2	40%	5
WALGREENS #3811		1	4	80%	5
ADVENTHEALTH MEDICAL GROUP PEDIATRICS AT APOPKA		5			5
MEDEXPRESS URGENT CARE FOX CHAPEL		5			5
MINUTECLINIC LLC #3351			5	100%	5
HELIX URGENT CARE			5	100%	5
MEDEXPRESS URGENT CARE CHICOPEE		4	1	20%	5
Southern Pines Healthcare Center		4	1	20%	5
STEUBEN COUNTY PUBLIC HEALTH		5			5
BAYSHORE LABORATORY		4	1	20%	5
FLORIDA PRIMARY & SPECIALTY CARE		5			5
MEDEXPRESS URGENT CARE - WEST ST PAUL, ROBERT ST S		4	1	20%	5
NOVANT HEALTH UVA		2	3	60%	5
QUINTON MEMORIAL HEALTH CARE CENTER		5			5
BROOME COUNTY HEALTH DEPARTMENT		4	1	20%	5
JOHN T MACKAY MD			5	100%	5
TMH PHYSICIAN PARTNERS SOUTHWOOD		1	4	80%	5
COPELAND MEDICAL CLINIC		3	2	40%	5
CVS CA9145POCT SANTEE		4	1	20%	5
ACCESS 365 URGENT CARE LLC		3	2	40%	5
HAMILTON MEDICAL CENTER LABORATORY		3	2	40%	5
MEDEXPRESS URGENT CARE LAVALE		5			5
CATSKILL REGIONAL MEDICAL CENTER		5			5
MINNESOTA DEPARTMENT OF HEALTH PUBLIC HEALTH LABORATORY DIVISION	1		4	80%	5
FRESENIUS MEDICAL CARE			5	100%	5
CVS AZ10150POCT PHOENIX		4	1	20%	5
FASTCARE LLC			5	100%	5
CVS IN6757POCT COLUMBUS		5			5
KANA MILL BAY HEALTH CENTER		5			5
MEDEXPRESS URGENT CARE- COLUMBIA HEIGH		5			5
SAFETY HARBOR SENIOR LIVING			5	100%	5
MEDICAL CENTER OF CENTRAL GEORGIA			5	100%	5
REELFOOT FAMILY WALK IN CLINIC		4	1	20%	5
STEELFUSION/RJ LEE GROUP LABORATORY		1	4	80%	5
ST JOSEPHS BEHAVIORAL HEALTH CENTER			5	100%	5
THE UNIVERSITY OF VERMONT MEDICAL CENTER		4	1	20%	5
MINUTECLIINIC DIAGNOSTIC OF NORTH CARO		5			5
ADVENTHEALTH MEDICAL GROUP COMMUNITY MEDICINE		4	1	20%	5
CHAMPLAIN VALLEY PHYSICIANS HOSPITAL		3	2	40%	5
APOLLO GARDENS RETIREMENT RESIDENCE CARE		5			5
MEDEXPRESS URGENT CARE - LITTLE ROCK		4	1	20%	5
CVS AZ4795POCT MESA		5			5
Life Care Center of Estero			5	100%	5
REHABILITATION CENTER AT JUPITER GARDENS		5			5



# COVID-19: testing by laboratory

Data through Jun 1, 2021 verified as of Jun 2, 2021 at 09:25 AM

Data in this report are provisional and subject to change.

The numbers in the table below represent the number of Florida and non-Florida residents for whom test results were received by the Department of Health. A person can be tested by more than one laboratory and can have both positive and negative results. **Therefore, the sum of the numbers in each column will be larger than the total number of people tested.**

Reporting lab	Inconclusive	Negative	Positive	Percent positive	Total
AFFINITY URGENT CARE			5	100%	5
MEDEXPRESS URGENT CARE HUNTINGTON		5			5
LabCorp of America			5	100%	5
CITRUS HEALTH NETWORK INC		2	3	60%	5
UCF STUDENT HEALTH SERVICES LABORATORY		2	3	60%	5
CVS SC2269POCT COLUMBIA		4	1	20%	5
LATCHER LABORATORY OF A O FOX MEMORIAL		3	2	40%	5
BROOKDALE NEW PORT RICHEY			5	100%	5
CVS SC4288POCT ROCK HILL		4	1	20%	5
GENTLE HANDS MOBILE PHLEBOTOMY			5	100%	5
ARKANSAS DEPARTMENT OF HEALTH			5	100%	5
HEALTHCARE NETWORK OF SOUTHWEST FLORIDA			5	100%	5
CLEVELAND CLINIC MARTIN HEALTH NURSING & RESTORATIVE		5			5
ST JOHNS BIOMEDICAL LAB		5			5
James A. Lovell Federal Health Care Center		5			5
VIBRA HEALTH LABORATORY			5	100%	5
AEL KNOXVILLE			5	100%	5
WALGREENS# 00323		5			5
SJH			5	100%	5
GET WELL EXPRESS URGENT CARE & WALK-IN CLINIC			5	100%	5
MEDEXPRESS URGENT CARE - WALDORF, CRAIN HWY		5			5
FLORIDA HOSPITAL LAKE MARY		5			5
NORTHWOOD UNIVERSITY-BENNETT SPORTS CENTER		5			5
URGENT TEAM MANAGEMENT OF TENNESSEE, L		4	1	20%	5
CYPRESS CREEK MEDICAL CENTER			5	100%	5
SINAI POST ACUTE NURSING AND REHAB CE		5			5
MINUTECLINIC DIAGNOSTIC OF VIRGINIA, LLC #392		5			5
NORTH SHORE HEMATOLOGY-ONCOLOGY ASSOCIATES, PC		5			5
IVY CREEK URGENT CARE OF ENTERPRISE			5	100%	5
GRADY MEMORIAL HOSPITAL/MICRO			5	100%	5
SKYLINE UROLOGY		5			5
LIFEGUARD AMBULANCE SERVICE LLC - BAY COUNTY			5	100%	5
THE DOCTORS CENTER HEALTHCARE-SOUTHSIDE		1	4	80%	5
CAREMOUNT MEDICAL PC - BEDFORD URGENT		5			5
EASTCHESTER PEDIATRIC MEDICAL GROUP		5			5
Harbert Hills Academy Nursing Home		5			5
CVS IL7017POCT BLOOMINGTON		5			5
BUEN PASTOR MEDICAL CENTER, INC			5	100%	5
CFP PHYSICIANS GROUP			5	100%	5
URGENT CARE COASTAL GA			5	100%	5
WASHINGTON STATE DEPARTMENT OF HEALTH PUBLIC HEALTH LABORATORIES			5	100%	5
VEIL VALLEY MEDICAL CENTER			5	100%	5
MD ANDERSON CANCER CENTER DI BAY AREA			5	100%	5
MINUTECLINIC DIAGNOSTIC OF PENNSYLVANIA, LLD #1545		5			5
MINUTECLINIC DIAGNOSTIC OF OHIO #5060		4	1	20%	5
TRISTAR WELLNESS, LLC		5			5
BIOTECH CLINICAL LABORATORY			5	100%	5

# COVID-19: testing by laboratory

Data through Jun 1, 2021 verified as of Jun 2, 2021 at 09:25 AM

Data in this report are provisional and subject to change.

The numbers in the table below represent the number of Florida and non-Florida residents for whom test results were received by the Department of Health. A person can be tested by more than one laboratory and can have both positive and negative results. **Therefore, the sum of the numbers in each column will be larger than the total number of people tested.**

Reporting lab	Inconclusive	Negative	Positive	Percent positive	Total
VA Ann Arbor HCS		4	1	20%	5
PHOEBE SUMTER MEDICAL CENTER LABORATORY		4	1	20%	5
RUSSELL SAGE COLLEGE WELLNESS CENTER		5			5
Rosedale Green		5			5
FLAGLER HEALTH SERVICES INC			5	100%	5
RURAL/METRO MIDSOUTH,		5			5
NEW YORK STATE DEPARTMENT OF HEALTH			5	100%	5
ADVENTHEALTH MEDICAL GROUP PEDIATRICS		2	3	60%	5
XRL SXF REF LAB		5			5
MINUTE CLINIC DIAGNOSTIC OF KANSAS PA		5			5
LIFEPLUS HEALTHCARE GROUP INC		5			5
PATIENT FIRST - LEESBURG			5	100%	5
CVS SC1540POCT MYRTLE BEACH		4	1	20%	5
CVS NV2989POCT NORTH LAS VEGAS		4	1	20%	5
SOUTH FLORIDA FAMILY HEALTH & RESEARCH CTR			5	100%	5
HUNT CLUB MEDICAL CARE			5	100%	5
OPP HEALTH AND REHABILITATION		5			5
ELITE CARE			5	100%	5
COOPER HOSPITAL/UNIVERSITY MEDICAL		5			5
SOMA MEDICAL CENTER PA #3 PALOMINO			5	100%	5
FOUNDCARE, INC			5	100%	5
LOYOLA UNIVERSITY MEDICAL CENTER LABORATORY			5	100%	5
LAFAYETTE NURSING AND REHAB			5	100%	5
CAREHERE LCS- EUSTIS			5	100%	5
DAVENPORT PEDIATRICS CLERMONT			5	100%	5
NATURE COAST PRIMARY CARE LAB LLC		1	4	80%	5
FLORIDA CLINICAL LABORATORY - BIOREFERENCE LABORATORIES		2	3	60%	5
RAS MEDICAL SOLUTIONS, LLC		4	1	20%	5
PREMIER MEDICAL LABORATORY	1	2	2	40%	5
Biopharmaceutics Laboratory Section		5			5
AUGUSTA HEALTH			5	100%	5
CVS OH4499POCT LYNDHURST		3	2	40%	5
PIEDMONT HOSPITAL LAB			5	100%	5
AKRON GENERAL MEDICAL CENTER MAIN		5			5
FASTMED URGENT CARE			5	100%	5
URGENT MED INC		3	2	40%	5
BAPTIST HOSPITAL EMPLOYEE HEALTH OFF			5	100%	5
AMAVIDA		5			5
PREMIER PEDIATRICS		1	4	80%	5
Kroger 099 - The Little Clinic Fort Collins		5			5
WESTMINSTER SHORES			5	100%	5
Crowne Health Care of Montgomery		5			5
WINCHESTER MEDICAL CENTER			5	100%	5
Hillspring of Springboro		5			5
MEDEXPRESS URGENT CARE - ANDERSON		5			5
MEDEXPRESS URGENT CARE MARTINSBURG		3	2	40%	5
MID - FLORIDA PATHOLOGY LLC		1	4	80%	5

# COVID-19: testing by laboratory

Data through Jun 1, 2021 verified as of Jun 2, 2021 at 09:25 AM

Data in this report are provisional and subject to change.

The numbers in the table below represent the number of Florida and non-Florida residents for whom test results were received by the Department of Health. A person can be tested by more than one laboratory and can have both positive and negative results. **Therefore, the sum of the numbers in each column will be larger than the total number of people tested.**

Reporting lab	Inconclusive	Negative	Positive	Percent positive	Total
Kingston Care Center of Sylvania		5			5
MONTEFIORE MEDICAL CENTER LABS MONTEFIORE		4	1	20%	5
CVS OH2381POCT LEWIS CENTER		5			5
ST JOHN'S RIVERSIDE HOSPITAL		4	1	20%	5
INFECTION CONTROL/ EMPHEALTH		3	2	40%	5
BOND & STEELE CLINIC PA D/B/A BOND CLINIC PA		5			5
CVS PA4000POCT INDIANA		5			5
TOTAL HEALTH CARE CLINIC		5			5
FLORIDA DEPARTMENT OF HEALTH - INVERNESS		3	2	40%	5
WILSON PEDIATRICS			5	100%	5
INVERNESS FAMILY CARE HIGH RISK PLLC			5	100%	5
PHYSICIANS IMMEDIATE CARE ELGIN			5	100%	5
DIAGNOSTECHS		4	1	20%	5
ST LUCIE COUNTY HEALTH DEPARTMENT		4	1	20%	5
MONTCLAIR STATE UNIV/HLTH & WELLNESS		5			5
MEDEXPRESS URGENT CARE - BRIDGEVILLE		5			5
OPTUMCARE FLORIDA, LLC		3	2	40%	5
WILLOW CREEK RETIREMENT CENTER		5			5
PHYSICIANS IMMEDIATE CARE CHICAGO			5	100%	5
PM PEDIATRICS OF SELDEN		3	2	40%	5
SEASIDE MANOR			5	100%	5
COMMUNITY HEALTH CENTERS INC			5	100%	5
PEDIATRICS OF ALTAMONTE		5			5
CLINICAL CARE INC			5	100%	5
ATLANTIC SURGERY CENTER OF JACKSONVILLE BEACH		5			5
FELICIDAD MEDICAL CENTER INC			5	100%	5
CELERION			5	100%	5
MEDICAL CENTER ENTERPRISE		1	4	80%	5
MEDEXPRESS URGENT CARE, MILLCREEK		5			5
EDITH NOURSE ROGERS MEMORIAL VAMC		5			5
CVS MO4850POCT SPRINGFIELD		5			5
INDIAN RIVER PRIMARY CARE PA		5			5
NORTHERN MICHIGAN UNIVERSITY ATHLETICS		5			5
MEDHELP PELHAM		5			5
EAST BANK HOSPITAL - UNIVERSITY OF MINNESOTA MEDICAL CENTER			5	100%	5
QUEST DIAGNOSTICS PSC		1	4	80%	5
PEDIATRIC URGENT HEALTH CARE			5	100%	5
Kennedy University Hospital -Wash Twp L		5			5
UNIVERISTY OF MEMPHIS ATHLETIC TRAINI		5			5
PRECISION LABS LLC		2	3	60%	5
CVS CT288POCT BRISTOL		4	1	20%	5
RELIANT IMMUNE DIAGNOSTICS			5	100%	5
CVS AZ7841POCT TUCSON		5			5
MEDEXPRESS URGENT CARE - TULSA, S YALE AVE		5			5
URGENT CARE OF ERWIN		5			5
DAVENPORT PEDIATRICS PA		1	4	80%	5
UNIVERSITY OF MIAMI / SCCC RESEARCH LABORATORY			5	100%	5

# COVID-19: testing by laboratory

Data through Jun 1, 2021 verified as of Jun 2, 2021 at 09:25 AM

Data in this report are provisional and subject to change.

The numbers in the table below represent the number of Florida and non-Florida residents for whom test results were received by the Department of Health. A person can be tested by more than one laboratory and can have both positive and negative results. **Therefore, the sum of the numbers in each column will be larger than the total number of people tested.**

Reporting lab	Inconclusive	Negative	Positive	Percent positive	Total
MID FLORIDA HEALTH INC			5	100%	5
ALPHADERA LABS, LLC			5	100%	5
SAN JUAN REGIONAL MEDICAL CENTER		5			5
CVS CA9858POCT SANTA CLARITA		4	1	20%	5
LAKEVIEW HEALTHCARE SYSTEM LLC			5	100%	5
JUPITER ISLAND MEDICAL CLINIC INC		5			5
COVENANT COLLEGE HEALTH SERVICES		5			5
Arbors at Stow		5			5
Kroger 449 - The Little Clinic Mountain Park		4	1	20%	5
ALASKA STATE PUBLIC HEALTH LABORATORY		5			5
UF HEALTH PATHOLOGY LABORATORIES		1	4	80%	5
ADVANCED PEDIATRICS OF BOCA LLC			5	100%	5
BOROPARK URGENT CARE		4	1	20%	5
CARENOW URGENT CARE - CENTRAL AUSTIN		1	4	80%	5
Brookcrest Nursing Home		5			5
OMNICARE PHARMACY OFTEXAS 1, LP DBA OMNICARE		5			5
PATIENT FIRST			5	100%	5
MIAMI CANCER INSTITUTE			5	100%	5
TANNER MEDICAL CENTER EAST AL		5			5
ELDER ALTERNATIVES INC		3	2	40%	5
HELIX DIAGNOSTIX		2	3	60%	5
CVS OH6149POCT UPPER ARLINGTON		2	3	60%	5
MEDEXPRESS URGENT CARE - SOUTH PARKERSBURG		5			5
CVS NC2749POCT CONCORD		5			5
MASSASHUSETTS STATE LAB INSTITUTE		2	3	60%	5
CVS NJ1927POCT GREEN BROOK		5			5
SOUTH FLORIDA URGENT CARE CENTERS, LLC			5	100%	5
OCCMED SOLUTIONS		2	3	60%	5
GULF COAST VETERANS HCS PANAMA CITY OPC		5			5
THE CLINIC OF PEDIATRICS & GI MEDICINE, INC			5	100%	5
BRIGHAM AND WOMEN'S HOSPITAL		1	4	80%	5
CVS MINUTE CLINIC		1	4	80%	5
THE RETREAT AT PORT ORANGE			5	100%	5
MINUTECLINIC DIAGNOSTIC OF PENNSYLVAN		4	1	20%	5
MEDICAL UNIVERSITY SC HOSPITAL			5	100%	5
VA West Los Angeles Medical Center		5			5
SCIENCE CARE			5	100%	5
CAPE COD HOSPITAL			5	100%	5
WYOMING PUBLIC HEALTH LAB			5	100%	5
PHYSICIANS QUALITY CARE			5	100%	5
COMMONS AT ORLANDO LUTHERAN TOWERS SNF			5	100%	5
DEPARTMENT OF PATHOLOGY ROME MEMORIAL		3	2	40%	5
MINUTECLINIC DIAGNOSTIC MED GRP OF SAN		4	1	20%	5
UNIVERSITY OF CHICAGO MEDICAL CENTER LAB			5	100%	5
CORTLAND REGIONAL MEDICAL CENTER		5			5
EAST CENTRAL FLORIDA OUT PATIENT IMAGING			5	100%	5
MEDEXPRESS URGENT CARE-VINLAND SOUTH		4	1	20%	5

# COVID-19: testing by laboratory

Data through Jun 1, 2021 verified as of Jun 2, 2021 at 09:25 AM

Data in this report are provisional and subject to change.

The numbers in the table below represent the number of Florida and non-Florida residents for whom test results were received by the Department of Health. A person can be tested by more than one laboratory and can have both positive and negative results. **Therefore, the sum of the numbers in each column will be larger than the total number of people tested.**

Reporting lab	Inconclusive	Negative	Positive	Percent positive	Total
KETTERING HEALTH			5	100%	5
ALLIANCE FOR MULTISPECIALTY RESEARCH		5			5
PINECREST PEDIATRICS GROUP LLC			5	100%	5
LABS PLUS LLC		5			5
MEDEXPRESS URGENT CARE - MOUNTAIN HOME		4	1	20%	5
EGL GENETICS DIAGNOSTICS			5	100%	5
LPG PEDIATRICS AT CAPE CORAL		5			5
CVS MA915POCT BEVERLY		3	2	40%	5
JOSEPH SCHENKER MD PC		5			5
MINUTECLINIC, LLC #5707		5			5
CVS PA1193POCT JENKINTOWN		5			5
VA SALT LAKE CITY HCS		5			5
SIENA COLLEGE SPORTS MEDICINE CENTER		5			5
CARE CENTER OF LAKE PLACID		1	4	80%	5
FLORIDA DEPARTMENT OF HEALTH (FDOH)		2	3	60%	5
DICKSON MEDICAL ASSOCIATES PC PATH LAB		4	1	20%	5
CVS OH6167POCT ASHLAND		5			5
COLUMBIA MEMORIAL HOSPITAL LABORATORY		5			5
FRESENIUS KIDNEY CARE SOUTH ORLANDO			5	100%	5
MEDICAL CENTER OF BLOUNTSTOWN			5	100%	5
John L. McClellan Memorial Veterans Hospital		5			5
MONROE COUNTY DEPT OF PUBLIC HEALTH ST		5			5
BAPTIST HEALTH - TOWN CENTER			5	100%	5
WATERTOWN URGENT CARE PLLC		5			5
MIAMI MEDICAL CONSULTANT PA			5	100%	5
Katherine Luther Residential Healthcare		5			5
CVS MN6811POCT PLYMOUTH		5			5
AHF PUBLIC HEALTH LABORATORY			5	100%	5
KEYSTONE REHABILITATION AND HEALTH CENTER		1	4	80%	5
BLUETAIL MEDICAL GROUP, LLC		4	1	20%	5
CLINICAL PATHOLOGY LABORATORIES			5	100%	5
FRANCES WARDE MEDICAL LABORATORY		2	3	60%	5
CVS MA217POCT TEWKSBURY		4	1	20%	5
IMMERSION RESIDENTIAL LLC			5	100%	5
THE DOCTORS OFFICE OF BRICK, LLC		5			5
CVS CA9606POCT TEMECULA		5			5
Birchaven		5			5
ENT AND ALLERGY ASSOCIATES OF FLORIDA, LLC			5	100%	5
MEMORIAL HEALTHCARE SYSTEM		1	4	80%	5
FLORIDA PRIMARY CARE AND SPORTS MEDICINE INC		2	3	60%	5
WEST PACIFIC MEDICAL LABORATORY			5	100%	5
MASSENA HOSPITAL LABORATORY		5			5
BEACH HOUSE		5			5
VA PRIMARY CARE ANNEX			5	100%	5
ATLANTA PLUS URGENT CARE			5	100%	5
NORTH DADE NURSING AND REHABILITATION CENTER			5	100%	5
SUMMIT URGENT CARE EAST POINT		4	1	20%	5



# COVID-19: testing by laboratory

Data through Jun 1, 2021 verified as of Jun 2, 2021 at 09:25 AM

Data in this report are provisional and subject to change.

The numbers in the table below represent the number of Florida and non-Florida residents for whom test results were received by the Department of Health. A person can be tested by more than one laboratory and can have both positive and negative results. **Therefore, the sum of the numbers in each column will be larger than the total number of people tested.**

Reporting lab	Inconclusive	Negative	Positive	Percent positive	Total
CVS IN8639POCT TERRE HAUTE		5			5
SOUTHEAST GEORGIA PHYSICIAN ASSOCIATES		4	1	20%	5
CARENOW-LEBANON		3	2	40%	5
WHITE WILSON MEDICAL CENTER - FWB		1	4	80%	5
PORT ORANGE PEDIATRICS PA			5	100%	5
ALLSTATE HEALTH SERVICES, INC		5			5
MD ANDERSON			4	100%	4
Maine VA HCS		4			4
Heartland of Boynton Beach			4	100%	4
BEAUFORT MEMORIAL			4	100%	4
MICHIGAN HEALTH CLINIC LABORATORIES		3	1	25%	4
MEDEXPRESS URGENT CARE - FORT SMITH		4			4
CVS NM7242POCT ALBUQUERQUE		4			4
SCRIPPS CLINIC MEDICAL			4	100%	4
LAHEY CLINIC MEDICAL CENTER			4	100%	4
INTERMARKET FACILITY			4	100%	4
CVS IL2788POCT BUFFALO GROVE		4			4
COMMUNITY PHYSICIANS OF NORTH PORT PA			4	100%	4
FISHERMEN'S HOSPITAL			4	100%	4
PEACEHEALTH LABORATORIES		3	1	25%	4
ASCENSION ST VINCENT'S MEDICAL CENTER		3	1	25%	4
CVS CA8872POCT ALISO VIEJO		4			4
NAVAL BRANCH MEDICAL CLINIC			4	100%	4
CVS IN6559POCT AVON		4			4
CVS MA2125POCT NATICK		3	1	25%	4
Elderwood at Lancaster		4			4
FLORIDA HOSPITAL LABORATORIES		4			4
MINUTECLINIC DIAG OF IND, LLC #6908		4			4
MEDEXPRESS URGENT CARE-CHIPPEWA		3	1	25%	4
UAB URGENT CARE CLINIC			4	100%	4
WELLSTAR PAULDING HOSPITAL		4			4
State Lab Unspecifd			4	100%	4
CLINICAL CARE CENTER, INC			4	100%	4
CANOPY PEDIATRICS		4			4
INTERNAL MEDICINE & PEDIATRICS WELLNESS CENTER		1	3	75%	4
HCR ManorCare Greentree		4			4
Lakeview Village		4			4
URGENT CARE - OCONEE		2	2	50%	4
ARCPPOINT LABS OF FORT LAUDERDALE, FL CENTRAL		1	3	75%	4
NSUH AT SYOSSET		4			4
Henry County Health and Rehabilitation		4			4
BAYLOR ESOTERIC AND MOLECULAR LAB			4	100%	4
CVS CA9492POCT YORBA LINDA		4			4
TOTAL RENAL LAB		3	1	25%	4
VELOCITY URGENT CARE			4	100%	4
CAPTAIN JAMES A. LOVELL FEDERAL HEALTHCARE CENTER			4	100%	4
INTRACOASTAL LABS INC		4			4

# COVID-19: testing by laboratory

Data through Jun 1, 2021 verified as of Jun 2, 2021 at 09:25 AM

Data in this report are provisional and subject to change.

The numbers in the table below represent the number of Florida and non-Florida residents for whom test results were received by the Department of Health. A person can be tested by more than one laboratory and can have both positive and negative results. **Therefore, the sum of the numbers in each column will be larger than the total number of people tested.**

Reporting lab	Inconclusive	Negative	Positive	Percent positive	Total
Meadow Lakes		4			4
Willowbrooke Court at Country House		4			4
BAPTIST HOSPITAL NURSING/PATIENT CARE			4	100%	4
COMPASSIONATE CARE HOSPICE OF LAKE SUMTER		4			4
AFTER HOURS PEDS			4	100%	4
SONNI'S PEDIATRICS		1	3	75%	4
DEBORAH HEART AND LUNG CENTER		4			4
REGIONAL MEDICAL LAB			4	100%	4
MEDEXPRESS URGENT CARE - WICHITA, S SENECA ST		2	2	50%	4
EMERALD TRACE		4			4
BARTON MEMORIAL HOSPITAL		3	1	25%	4
CVS OH4301POCT NORTHFIELD		4			4
CVS CA8861POCT BUENA PARK		4			4
TMH REHABILITATION CENTER		4			4
SIGNATURE CARE EMERGENCY CENTER		2	2	50%	4
MEDEXPRESS URGENT CARE-WILKINS TOWNSHIP, WILLIAM PENN HIGHWAY		4			4
CVS MA969POCT PALMER		4			4
MIAMI COMMUNITY HEALTH CENTER INC		1	3	75%	4
MEDEXPRESS URGENT CARE, HERMITAGE		2	2	50%	4
FLORIDA HEART AND VASCULAR			4	100%	4
PANCARE HEALTH - PONCE DE LEON			4	100%	4
AIRPORT CLINIC			4	100%	4
BETHESDA HOSPITAL WEST BLOOD GAS LAB			4	100%	4
KENTUCKY CABINET FOR HEALTH AND FAMILY SERVICES			4	100%	4
CARE ONE PRIMARY CARE			4	100%	4
RRMC CREEKSIDE LAB		4			4
CVS MA2297677CV BOSTON		4			4
ST. MARY'S HOSPITAL			4	100%	4
ST CLOUD PHARMACY AND WELLNESS CENTER		2	2	50%	4
Providence VAMC		4			4
HARBORCHASE OF VILLAGES CROSSING			4	100%	4
Stonespring Transitional Care		4			4
FLORIDA HOSPITAL ALTAMONTE		2	2	50%	4
Medilodge of Montrose		4			4
UMMC MIDTOWN CAMPUS			4	100%	4
FHPG TAMPA PRIMARY CARE			4	100%	4
MEMORIAL HEALTH CARE SYSTEMS			4	100%	4
MEDEXPRESS URGENT CARE - MARKHAM STREE		3	1	25%	4
RIVER CITY MEDICAL ASSOCIATES INC			4	100%	4
WHITE EARTH IHS MAIN LAB		4			4
Millennium Nursing & Rehab Center		4			4
Kroger 752 - The Little Clinic Central Station		3	1	25%	4
MEDEXPRESS URGENT CARE - TEAYS VALLEY		3	1	25%	4
RESOLUTE PAIN SOLUTIONS		4			4
MEDRITE MEDICAL CARE PC		4			4
FLORIDA MEDICAL CENTER		1	3	75%	4
EPI			4	100%	4

# COVID-19: testing by laboratory

Data through Jun 1, 2021 verified as of Jun 2, 2021 at 09:25 AM

Data in this report are provisional and subject to change.

The numbers in the table below represent the number of Florida and non-Florida residents for whom test results were received by the Department of Health. A person can be tested by more than one laboratory and can have both positive and negative results. **Therefore, the sum of the numbers in each column will be larger than the total number of people tested.**

Reporting lab	Inconclusive	Negative	Positive	Percent positive	Total
BAPTIST HEALTH MEDICAL CENTER			4	100%	4
WALGREENS #04311		4			4
WILLIAM A HINTON STATE LABORATORY INSTITUTE		1	3	75%	4
MEDEXPRESS URGENT CARE, LANCASTER WEST		2	2	50%	4
WALGREENS #11329		4			4
JERSEY IRISH MEDICAL (DBA AFC URGENT C		3	1	25%	4
MEDEXPRESS URGENT CARE - SOMERSET TOWNSHIP		4			4
MEDFIRST URGENT CARE			4	100%	4
SHARP MEMORIAL HOSPITAL MICROBIOLOGY DEPT			4	100%	4
OCEAN MEDICAL CENTER		3	1	25%	4
MINUTECLINIC DIAGNOSTIC MEDICAL		4			4
HAVEN CUSTEAD CARE CENTER		1	3	75%	4
WAKE FOREST MEDICAL CENTER LABORATORY			4	100%	4
CROSSROADS URGENT CARE PLLC		4			4
CVS PA7132POCT THORNDALE		4			4
W.G. (Bill) Hefner VAMC		4			4
Kroger 125 - The Little Clinic Castle Rock		3	1	25%	4
THE OASIS ALF		4			4
IMIC INC RESEARCH			4	100%	4
MAILBOX DIAGNOSTICS		2	2	50%	4
SOUTHWESTERN REGIONAL MEDICAL CENTER - TULSA		4			4
COL CROSSROAD		1	3	75%	4
MEDEXPRESS URGENT CARE - LODI		4			4
SUMMERFORD NURSING HOME, INC.		4			4
SOUTHERN SURGICAL ARTS		4			4
MAURY REGIONAL MEDICAL CENTER		4			4
PRESBYTERIAN FAMILY HEALTHCARE-KASEMAN		4			4
BRANDON REGIONAL HOSPITAL-CLINICAL LAB			4	100%	4
EFFINGHAM HOSP, INC, DBA EFFINGHAM HEALTH		4			4
CAREWELL 202			4	100%	4
MEDAC AT PORTERS NECK			4	100%	4
PANCARE HEALTH YOUNGSTOWN			4	100%	4
HACKENSACK MERIDIAN URGENT CARE, PC		4			4
PARKWAY DRUGS OF ONEIDA COUNTY NORTH I		3	1	25%	4
LB Broen Home		4			4
PALM BEACH CANCER INSTITUTE			4	100%	4
POINTE MEDICAL SERVICES INC		2	2	50%	4
ManorCare Health Services Camp Hill		4			4
HOME DOCS		2	2	50%	4
BETHPAGE MEDICAL PLLC		4			4
ANDERSON MEDICAL PC		4			4
CVS OH4359POCT HUDSON		4			4
DEPARTMENT OF HEALTH/ NEW YORK			4	100%	4
WINDER NURSING INC DBA WINDER HEALTH CARE		4			4
CVS PA371POCT PHILADELPHIA		4			4
NEMOURS CHILDREN'S URGENT CARE LAKE NONA			4	100%	4
ALLEGHENY GENERAL HOSPITAL			4	100%	4

# COVID-19: testing by laboratory

Data through Jun 1, 2021 verified as of Jun 2, 2021 at 09:25 AM

Data in this report are provisional and subject to change.

The numbers in the table below represent the number of Florida and non-Florida residents for whom test results were received by the Department of Health. A person can be tested by more than one laboratory and can have both positive and negative results. **Therefore, the sum of the numbers in each column will be larger than the total number of people tested.**

Reporting lab	Inconclusive	Negative	Positive	Percent positive	Total
TUFTS MEDICAL CENTER		1	3	75%	4
INDIAN RIVER SHERIFF OFFICE		4			4
PREMIER PEDIATRICS LLC			4	100%	4
CVS NC4169POCT FAYETTEVILLE		4			4
HARBOUR ISLAND PEDIATRICS LLC			4	100%	4
NHC DICKSON		4			4
REMEDY URGENT CLINIC		2	2	50%	4
DOCTORS CARE - AIKEN MALL			4	100%	4
JFK INTERNAL MEDICINE FACULTY PRACTICE		2	2	50%	4
MEDICAL NETWORK OF ALASKA		4			4
Glenis Dr VA Outpatient Clinic		3	1	25%	4
Lebanon VAMC		3	1	25%	4
OPTUM OF RED ROAD		4			4
COVID PROCESSING SITE			4	100%	4
ANY LAB TEST FAST CORP		3	1	25%	4
ADMERA HEALTH			4	100%	4
QUEST DIAGNOSTICS INCORPORATED	1		3	75%	4
ACHN CLINIC			4	100%	4
Calusa Harbour			4	100%	4
OHIO HEALTH DOCTORS HOSPITAL			4	100%	4
SOUTH MIAMI HOSPITAL		1	3	75%	4
CENTRAL FLORIDA INTERNAL OCCUPATIONAL AND		4			4
NHC HealthCare, Pulaski		4			4
RELIANT ACUTE CARE			4	100%	4
Smoky Mountain Nursing and Rehabilitation Center		4			4
CVS NY1958POCT SYOSSET		4			4
CVS AZ10529POCT SCOTTSDALE		4			4
JOHNNIE RUTH CLARKE LAB			4	100%	4
RENE F CEDENO DMD PA		4			4
CVS NH2257POCT MANCHESTER		4			4
CDK LIBERTY ENTERPRISES, LLC		4			4
COOK HOSPITAL AND CARE CENTER		3	1	25%	4
COLONIAL MEDICAL CENTER-EAST ORLANDO			4	100%	4
LIFEHOPE LABS			4	100%	4
BIOTEST PLASMA CENTER		4			4
GERALD CHAMPION REGIONAL MEDICAL CENTE		4			4
BAYCARE LABORATORIES		2	2	50%	4
Metro West Nursing and Rehab			4	100%	4
MOBIL LAB FOR ALL INC		4			4
DERMATOLOGY SPECIALISTS OF FL - DR. JON WARD			4	100%	4
STONE CLINICAL LABORATORIES OF FL LLC		4			4
Waycross Health and Rehabilitation		4			4
NEXT BIO RESEARCH SERVICES, LLC		1	3	75%	4
PHYSICIANS IMMEDIATE CARE AURORA			4	100%	4
FLORIDA HEALTHCARE PLAN			4	100%	4
CARE ATC ARLINGTON CENTRAL PARK		4			4
Mill Valley Care Center		4			4

# COVID-19: testing by laboratory

Data through Jun 1, 2021 verified as of Jun 2, 2021 at 09:25 AM

Data in this report are provisional and subject to change.

The numbers in the table below represent the number of Florida and non-Florida residents for whom test results were received by the Department of Health. A person can be tested by more than one laboratory and can have both positive and negative results. **Therefore, the sum of the numbers in each column will be larger than the total number of people tested.**

Reporting lab	Inconclusive	Negative	Positive	Percent positive	Total
MEDEXPRESS URGENT CARE - WESTFIELD, E MAIN ST		3	1	25%	4
CHRISTIAN REST HOME ASSOC		4			4
MYKIDZMD PEDIATRICS PLLC		4			4
BELLIN HEALTH LAB		1	3	75%	4
Kroger 186 - The Little Clinic Holiday Manor		3	1	25%	4
PRIMECARE		2	2	50%	4
FHCP - ORMOND BEACH			4	100%	4
NHC HealthCare, Cookeville		4			4
MPG JACKSONVILLE ATLANTIC BLVD		1	3	75%	4
STEAMBOAT EMERGENCY CENTER			4	100%	4
HAMPTON ALF AT 24TH ROAD LLC			4	100%	4
CVS PA2296POCT MACUNGIE		4			4
Kroger 124 - The Little Clinic University		3	1	25%	4
CENTRAL FLORIDA WELLNESS LLC		4			4
CVS MO8555POCT KANSAS CITY		4			4
CRESTAR LABS		2	2	50%	4
WINDSOR AT OCALA		3	1	25%	4
MARK HOANG MD PA			4	100%	4
PINELLAS POINT NURSING AND REHAB			4	100%	4
Oak Creek Terrace		4			4
HEALTH EXPRESS URGENT CARE		2	2	50%	4
ST PETE DIRECT PRIMARY CARE		2	2	50%	4
NORTHSIDE HOSPITAL D/B/A ARTHRITIS		4			4
MERCY HOSPITAL			4	100%	4
TRUE HEALTH- HOFFNER		3	1	25%	4
MEDICINE SHOPPE #1306 THE		3	1	25%	4
MONTANA DEPARTMENT OF PUBLIC HEALTH & HUMAN SERVICES			4	100%	4
FLORIDA CANCER SPECIALISTS AND RESEARCH		2	2	50%	4
RAJ K PAI MD PA			4	100%	4
Sky View Rehabilitation and Health Care Center		4			4
CENTERPLACE HEALTH, INC			4	100%	4
ADVENTHEALTH NEW SMYRNA BEACH COMMUNITY HEALTH			4	100%	4
EMORY CRAWFORD LONG HOSPITAL			4	100%	4
ACCESS RECOVERY SOLUTIONS LLC			4	100%	4
ARCPPOINT LABS OF ALTAMONTE SPRINGS		2	2	50%	4
OLYMPUS HEALTH AND PERFORMANCE			4	100%	4
Orchid Cove at Naples			4	100%	4
CVS CA9485POCT MISSION VIEJO		4			4
SUMMIT CLINICAL LABORATORIES LLC			4	100%	4
URGENT CARE OF THE SMOKIES			4	100%	4
CHILDREN'S MEDICAL GROUP		4			4
ORANGE COUNTY HEALTH DEPARTMENT		2	2	50%	4
EXPRESS TESTING-ONE			4	100%	4
Medilodge of Alpena		4			4
ADVANCED URGENT CARE LLC		1	3	75%	4
CVS TX5807POCT PEARLAND		4			4
MEDEXPRESS URGENT CARE - CEDAR KNOLLS		3	1	25%	4



# COVID-19: testing by laboratory

Data through Jun 1, 2021 verified as of Jun 2, 2021 at 09:25 AM

Data in this report are provisional and subject to change.

The numbers in the table below represent the number of Florida and non-Florida residents for whom test results were received by the Department of Health. A person can be tested by more than one laboratory and can have both positive and negative results. **Therefore, the sum of the numbers in each column will be larger than the total number of people tested.**

Reporting lab	Inconclusive	Negative	Positive	Percent positive	Total
NEULIFE NEUROLOGICAL SERVICES LLC			4	100%	4
CVS MI8091POCT FRASER		3	1	25%	4
HALIFAX HEALTH CARE FOR WOMEN		3	1	25%	4
MEDEXPRESS URGENT CARE NORWIN		4			4
UNIVERSITY OF MIAMI STUDENT HEALTH SERVICE			4	100%	4
CAREWELL URGENT CARE			4	100%	4
CVS TN7144POCT BARTLETT		4			4
PANCARE HEALTH - FRANKLIN CO			4	100%	4
CRISP REGIONAL HOSPITAL		4			4
GENUS DIAGNOSTICS			4	100%	4
WELLSTREET BUCKHEAD SOUTH		3	1	25%	4
APOPKA FAMILY HEALTH CENTER		3	1	25%	4
LAKE FOREST PARK OP CO LLC		4			4
LEON MEDICAL CENTERS, LLC			4	100%	4
CONSOLIDATED LABORATORY SERVICES			4	100%	4
FAMILY MEDICINE AT WATERMAN		4			4
FAMILY MEDICAL CLINIC HOMESTEAD, LLC			4	100%	4
AHC of Mckenzie		4			4
ABRAKIDABRA KIDS CLINIC		1	3	75%	4
FLORIDA HOSPITAL PHYSICIANS GROUP		1	3	75%	4
MEDEXPRESS URGENT CARE-ARLINGTON		3	1	25%	4
EXTENDICARE HEALTH & REHAB CENTER		4			4
CVS OH6164POCT DELAWARE		4			4
HILLVIEW LABORATORY			4	100%	4
MEMORIAL HERMANN CONSOLIDATED LABORATORY SERVICES			4	100%	4
HELIX BIOMEDICS LLC			4	100%	4
OPTUM FLORIDA		3	1	25%	4
ASCENDI HOME HEALTH AGENCY INC			4	100%	4
FLORENCE - HUNTSVILLE HOSPITAL URGENT CARE		3	1	25%	4
Kroger 339 - The Little Clinic Highlands - Bardstown Road		4			4
UNION CITY MANOR NURSING CENTER		4			4
DTR LABS		3	1	25%	4
PENINSULA REGIONAL MED CTR LAB			4	100%	4
CVS TX1057POCT SAN ANTONIO		3	1	25%	4
AIREVAC INTERNATIONAL		4			4
LIVINGSTON COUNTY DEPT OF HEALTH REPRO			4	100%	4
INDUSTRY LAB DIAGNOSTIC PARTNERS			4	100%	4
Franklin D. Roosevelt VAMC		4			4
H/L of WEst Ashley Rhability and Nursing Center		4			4
Good Samaritan Society - Fairfield Glade		4			4
MEADOWS AT CYPRESS GARDENS, THE		3	1	25%	4
Health Care Center of Jacksonville			4	100%	4
UVA HEALTH SYSTEM MEDICAL LABORATORIES			4	100%	4
BAYSTATE MEDICAL CENTER		2	2	50%	4
ROAN DRUG COMPANY LLC		4			4
COMMUNITY HEALTH CENTER OF WEST PALM BEACH			4	100%	4
SANFORD SOUTH UNIVERSITY		4			4

# COVID-19: testing by laboratory

Data through Jun 1, 2021 verified as of Jun 2, 2021 at 09:25 AM

Data in this report are provisional and subject to change.

The numbers in the table below represent the number of Florida and non-Florida residents for whom test results were received by the Department of Health. A person can be tested by more than one laboratory and can have both positive and negative results. **Therefore, the sum of the numbers in each column will be larger than the total number of people tested.**

Reporting lab	Inconclusive	Negative	Positive	Percent positive	Total
NOT GIVEN		1	3	75%	4
Bethany Health and Rehab		4			4
CVS IL2297144CV CHICAGO		4			4
INFINITI LABS INC			4	100%	4
UNIVERSITY OF MARYLAND MEDICAL CENTER			4	100%	4
JUPITER INTERNAL MEDICINE AND ASSOCIATES			4	100%	4
Marian Manor, Inc		4			4
CUMBERLAND MEDICAL CENTER INC		4			4
PDL PHARMACY CORP			4	100%	4
LAKESIDE HOSPITAL BELLE GLADE			4	100%	4
Jackson Health Care Facility		2	2	50%	4
MEDEXPRESS URGENT CARE GREENSBURG		3	1	25%	4
Bon Secours Community Hospital Lab		4			4
A PATTERN MEDICAL CLINIC		4			4
NORTH DAKOTA DEPT OF HEALTH MICROBIOLOGY		1	3	75%	4
ELITE PRIMARY CARE OF WAYCROSS		1	3	75%	4
MEDEXPRESS URGENT CARE - WEXFORD		4			4
ELEVATION DIAGNOSTICS		4			4
MEDEXPRESS URGENT CARE, FAIRMONT		4			4
Eldorado Rehab & Healthcare		4			4
BETTERMED URGENT CARE			4	100%	4
CVS MO10151POCT SPRINGFIELD		3	1	25%	4
FAMILY MEDICINE AT WINTER PARK			4	100%	4
BARRANCO CLINIC PA, THE	1	3			4
COVANCE CLS			4	100%	4
MINUTECLINIC DIAG OF IND LLC #1367		4			4
15 TO KNOW			4	100%	4
AFC URGENT CARE GUNBARREL			4	100%	4
BE WELL PHARMACY		4			4
DEPARTMENT OF HEALTH AND HUMAN SERVICES		2	2	50%	4
Loretto Health and Rehabilitation Center		4			4
INTERMOUNTAIN HEALTHCARE CENTRAL LABORATORY			4	100%	4
GASTROENTEROLOGY ASSOC OF PENSACOLA, PA		2	2	50%	4
CVS IN6555POCT BROWNSBURG		4			4
MEDEXPRESS URGENT CARE-SELINGSGROVE		3	1	25%	4
UNIVERSITY OF MICHIGAN		2	2	50%	4
DEACONESS HOSPITAL			4	100%	4
ELIZABETH CITY HEALTH & REHABILITATION		4			4
Bay View Nursing and Rehabilitation Center		3	1	25%	4
SOUTHEASTERN REGIONAL MEDICAL CENTER			4	100%	4
NEMOURS CHILDREN'S CLINIC			4	100%	4
RAPID COVID TESTING, LLC			4	100%	4
Kroger 895 - The Little Clinic Green Hills		4			4
REFUGE A HEALING PLACE, THE			4	100%	4
BNJ		4			4
PATHOLOGY REFERENCE LAB LLC			4	100%	4
BETHPAGE EXTENDED HOURS CENTER		4			4

# COVID-19: testing by laboratory

Data through Jun 1, 2021 verified as of Jun 2, 2021 at 09:25 AM

Data in this report are provisional and subject to change.

The numbers in the table below represent the number of Florida and non-Florida residents for whom test results were received by the Department of Health. A person can be tested by more than one laboratory and can have both positive and negative results. **Therefore, the sum of the numbers in each column will be larger than the total number of people tested.**

Reporting lab	Inconclusive	Negative	Positive	Percent positive	Total
STANFORD HEALTH CARE ANATOMIC PATHOLOGY & CLINICAL LAB			4	100%	4
GILCHRIST COUNTY HEALTH DEPT			4	100%	4
CVS TX7675POCT RED OAK		2	2	50%	4
CVS PA10825POCT PLYMOUTH MEETING		4			4
MOBILE URGENT CARE			4	100%	4
MEDEXPRESS URGENT CARE, HANOVER		3	1	25%	4
DOUGLASVILLE NURSING AND REHABILITATIO		4			4
MEDEXPRESS URGENT CARE - O'FALLON		4			4
TARPON SPRINGS PEDIATRICS, LLC			4	100%	4
NAVAL HOSPITAL CAMP PENDLETON			4	100%	4
CAPITAL HEALTH LABORATORY INC			4	100%	4
WE CARE - CARNIVAL CRUISELINE		4			4
IMA MEDICAL CENTER OF OVIEDO			4	100%	4
SunTerrace Health Care Center		3	1	25%	4
DACH MAIN LAB			4	100%	4
MOUNT SINAI MEDICAL CENTER HIALEAH			4	100%	4
PROOFPOINT BIOLOGICS		4			4
CELEBRATION PEDIATRICS			4	100%	4
SIGNATURE CARE MONTROSE		2	2	50%	4
Children's Specialized Hospital		4			4
AURORA BAYCARE UROLOGY			4	100%	4
WALGREENS #01456		4			4
LABQ CLINICAL DIAGNOSTICS		4			4
MAYO CLINIC BEACHES PRIMARY CARE CTR		3	1	25%	4
COVENIENT CARE MEDICAL CLINIC			4	100%	4
PROMPT CARE OF CENTRAL FLORIDA LLC		1	3	75%	4
WALGREENS #07034		4			4
METHODIST HEALTHCARE - MEMPHIS HOSP		4			4
OKLAHOMA STATE UNIVERSITY DIAGNOSTIC LAB			4	100%	4
ENGLE CENTER FOR HEALTH SERVICES		4			4
OHIO CVS STORES		3	1	25%	4
MD NOW URGENT CARE - DELRAY WEST			4	100%	4
TOTAL FAMILY CARE		4			4
Crowne Health Care of Greenville		4			4
CVS AZ7855POCT TUCSON		3	1	25%	4
PILGRIM PHARMACY INC		4			4
CVS CA9497POCT IRVINE		4			4
MEDEXPRESS URGENT CARE- FORT WORTH N T		4			4
HEALTHQUEST, INC		3	1	25%	4
MINNESOTA DEPARTMENT OF HEALTH LABORATORY	1		3	75%	4
CVS HEALTH, #5962		4			4
RINGLING HEALTH CENTER		3	1	25%	4
CVS MA1238POCT MEDFIELD		3	1	25%	4
CVS MA1121POCT WESTFORD		4			4
University Plaza Rehabilitation and Nursing			4	100%	4
CARTERSVILLE MEDICAL CENTER		1	3	75%	4
LIFE CARE HOME HEALTH SERVICES LLC		1	3	75%	4

# COVID-19: testing by laboratory

Data through Jun 1, 2021 verified as of Jun 2, 2021 at 09:25 AM

Data in this report are provisional and subject to change.

The numbers in the table below represent the number of Florida and non-Florida residents for whom test results were received by the Department of Health. A person can be tested by more than one laboratory and can have both positive and negative results. **Therefore, the sum of the numbers in each column will be larger than the total number of people tested.**

Reporting lab	Inconclusive	Negative	Positive	Percent positive	Total
DR. G'S URGENT CARE			4	100%	4
BUCKINGHAM PLACE ALF		4			4
NOVANT HEALTH PRESBYTERIAN		2	2	50%	4
ORLANDO REGIONAL HEALTH SERVICES		2	2	50%	4
PM PEDIATRICS OF BAYSIDE, PLLC - MANHASSET		4			4
PM PEDIATRICS OF SELDEN PLLC		4			4
EAST TENNESSEE CHILDREN'S HOSPITAL		3	1	25%	4
ENCOMPASS HOME HEALTH		4			4
CHILDREN'S HEALTHCARE OF ATLANTA AT EG		4			4
1ST CHOICE URGENT CARE CENTER LLC		3	1	25%	4
WESLEY CHAPEL INTERNAL MEDICINE AND PEDIATRICS			4	100%	4
MANASOTA PEDIATRICS			4	100%	4
MEDEXPRESS URGENT CARE - HACKETTSTOWN		3	1	25%	4
Kroger 959 - The Little Clinic Carmel		4			4
HUMC		2	2	50%	4
NDX-CORE LAB			4	100%	4
RML PHARMACY PC		4			4
MEDICAL ASSOCIATES OF BREVARD LLC		3	1	25%	4
DYNACARE LABORATORIES			4	100%	4
HEARTLAND - CHARLESTON OF HANAHAN SC,		4			4
KAISER PERMANENTE REGIONAL LAB		4			4
ST. LUKE'S HOSPITAL - BETHLEHEM CAMPUS		1	3	75%	4
SAMARITAN PACIFIC COMMUNITIES HOSPITAL		3	1	25%	4
ASPEN VALLEY HOSPITAL			4	100%	4
BASCOM PALMER EYE INSTITUTE			4	100%	4
MEDEXPRESS URGENT CARE - CINNAMINSON		3	1	25%	4
SOMA MEDICAL CENTER P.A. #4			4	100%	4
GRASSY SPRAIN PHARMACY INC		4			4
Westminster Manor		3	1	25%	4
MEDEXPRESS URGENT CARE - HADLEY		4			4
UNIVERSITY OF MIAMI HOSPITALS & CLINIC			4	100%	4
SOUTH FLORIDA PEDIATRIC PARTNERS			4	100%	4
CONSULATE HEATH CARE AT WEST ALTAMONTE			4	100%	4
CVS TX3292POCT WYLIE		4			4
SACRED HEART HEALTH SYSTEMS INC			4	100%	4
SOFTCELL L-FORM LABORATORIES, LLC		1	3	75%	4
CVS CT4149POCT EAST HAMPTON		4			4
Sears Coastal Nursing and Rehab		4			4
GREEN BAY BLIZZARD OFFICE		4			4
WOODLAND VILLAGE HEALTHCARE CENTER		4			4
LUVERNE HEALTH AND REHABILITATION		4			4
CVS NE2741POCT LA VISTA		4			4
SONIC REFERENCE LABORATORY			4	100%	4
Overton Brooks VAMC		4			4
DEPARTMENT OF HEALTH AND ENVIRONMENTAL CONTROL			4	100%	4
MARSHFIELD LABORATORIES			4	100%	4
Central Alabama Veterans HCS - West Campus		4			4

# COVID-19: testing by laboratory

Data through Jun 1, 2021 verified as of Jun 2, 2021 at 09:25 AM

Data in this report are provisional and subject to change.

The numbers in the table below represent the number of Florida and non-Florida residents for whom test results were received by the Department of Health. A person can be tested by more than one laboratory and can have both positive and negative results. **Therefore, the sum of the numbers in each column will be larger than the total number of people tested.**

Reporting lab	Inconclusive	Negative	Positive	Percent positive	Total
ACCENT PHYSICIAN SPECIALISTS PA		4			4
LAKE MARY PEDIATRICS			4	100%	4
CORIZON HEALTH INC			4	100%	4
VITAL CARE URGENT CARE			4	100%	4
SINAI PLAZA NURSING AND REHAB CENTER			4	100%	4
SUMNER REGIONAL MEDICAL CENTER		3	1	25%	4
PLAINVIEW PRIMARY CARE		4			4
MEDEXPRESS URGENT CARE - NUTLEY		4			4
GUTHRIE MEDICAL GROUP - CORNING		3	1	25%	4
LOUISIANA DEPT. OF HEALTH AND HOSPITALS-INFECTIOUS DISEASE EPI SECTION			4	100%	4
OMNICARE PHARMACY OF TEXAS 1		4			4
MILLER'S MERRY MANOR		4			4
FCHC (OB)-DARWIN SQUARE CTR.			4	100%	4
BRENTWOOD SENIOR LIVING AT ST PETE			4	100%	4
Harbor House		4			4
LEESBURG REGIONAL MEDICAL CENTER URGENT CARE			4	100%	4
SOUTHLAND SUITES OF LAKELAND			4	100%	4
HAWAII DEPARTMENT OF HEALTH			4	100%	4
CALLE OCHO DIALYSIS			4	100%	4
MAYO		1	2	67%	3
PARRISH MEDICAL CENTER-WAIVED TESTING		3			3
PEDIATRICS BY THE SEA JOG RD OFFICE			3	100%	3
ESTERO FIRE RESCUE		3			3
ADVANCED PEDIATRICS			3	100%	3
ER MEDICAL PC		3			3
EAST COLONIAL FAMILY MEDICAL CENTER		3			3
CELEBRATION PRIMARY CARE ASSOCIATES LLC		3			3
MINUTECLINIC, LLC #05891		2	1	33%	3
SANIBEL MEDICAL CLINIC		1	2	67%	3
KAP MEDICAL GROUP, LLC			3	100%	3
URGENT DOC - URGENT CARE CLINIC			3	100%	3
ADRIANA M CASTRO MD PA		3			3
KIDSVILLE PEDIATRICS IV PA		1	2	67%	3
Fairhaven Retirement Community		3			3
BAY MEDICAL SACRED HEART BEACH EMERGENCY ROOM		2	1	33%	3
NC STATE LABORATORY OF PUBLIC HEALTH		3			3
MARRA'S PHARMACY		3			3
FOUR WINDS BEHAVIORAL HEALTH		3			3
DUKE UNIVERSITY POINT OF CARE TESTING PROGRAM			3	100%	3
WINDERMERE PEDIATRICS			3	100%	3
CLINICA HISPANIA			3	100%	3
PREMIER MOBILE HEALTH SERVICES, LLC		1	2	67%	3
MEDI PARTNERS OF SOUTH FLORIDA		3			3
ST JOHNS EPISCOPAL HOSPITAL SOUTH SHORE		2	1	33%	3
MEDEXPRESS URGENT CARE, BELLE VERNON		3			3
CVS NE5863POCT OMAHA		1	2	67%	3
RICHMOND CITY DEPARTMENT OF PUBLIC HEALTH			3	100%	3



# COVID-19: testing by laboratory

Data through Jun 1, 2021 verified as of Jun 2, 2021 at 09:25 AM

Data in this report are provisional and subject to change.

The numbers in the table below represent the number of Florida and non-Florida residents for whom test results were received by the Department of Health. A person can be tested by more than one laboratory and can have both positive and negative results. **Therefore, the sum of the numbers in each column will be larger than the total number of people tested.**

Reporting lab	Inconclusive	Negative	Positive	Percent positive	Total
CLARA MAASS TRANSITIONAL CARE UNIT		3			3
BAPTIST PRIMARY CARE, INC.		2	1	33%	3
UC CORAL GABLES		1	2	67%	3
EAST CORE LAB			3	100%	3
BNC Medical Investors, LLC Berrien Nursing & Rehabilitation Center		3			3
WEST FLORIDA MEDICAL ASSOCIATES		1	2	67%	3
TIEHH BIOTERRORISM RESPONSE LAB			3	100%	3
FREDERICK MEMORIAL HOSPITAL			3	100%	3
NORTH SHORE HOSP. INFECTION CONTROL			3	100%	3
Huntington Health Care and Rehabilitation Center		3			3
CARECENTER PHARMACY, LLC		3			3
IM&P WELLNES CENTER			3	100%	3
NORTHWEST FLORIDA CLINICAL LAB		1	2	67%	3
VIRGINIA DIVISION OF CONSOLIDATED LABORATORIES			3	100%	3
CVS SC5471POCT LEXINGTON		2	1	33%	3
FLORIDA LABORATORY ANALYSIS, LLC			3	100%	3
Fairview		2	1	33%	3
HARDEN DIALYSIS		1	2	67%	3
HELIX LW UC		1	2	67%	3
BROOKDALE ALTAMONTE SPRINGS			3	100%	3
INTERCOASTAL FAMILY PRATICE		1	2	67%	3
PINELLAS CHD - CLEARWATER		2	1	33%	3
BROADWAY HEALTH FLORIDA MEDICAL CLINIC URGENT CARE			3	100%	3
BAPTIST HEALTH SURGERY CENTER AT NORTHPOINT			3	100%	3
CVS RI326POCT NORTH SMITHFIELD		3			3
COUNTRY COTTAGE		3			3
MEDEXPRESS URGENT CARE - WHEELING		2	1	33%	3
NEMOURS CHILDRENS PRIMARY CARE MAITLAND			3	100%	3
SOUTHEASTERN IMMEDIATE CARE- MILLEDGEVILLE GA			3	100%	3
NATIONAL JEWISH HEALTH			3	100%	3
CROSSVILLE MEDICAL GROUP		1	2	67%	3
Manor Care-Kingston Court of York PA, LLC		3			3
CAREHERE LLC			3	100%	3
WAL-MART STORES EAST LP		2	1	33%	3
NORTHCREST MEDICAL CENTER		1	2	67%	3
OAKMONT OF UNION SC, LLC		3			3
FAST TEST NOW		3			3
CANOPY AT HARPER LAKE, THE			3	100%	3
HEALTH EXPRESS		3			3
MEDSTAR SOLUTIONS, LLC		3			3
Walgreens #5984		3			3
US SPECIALTY LABS			3	100%	3
CVS AZ9374POCT TUCSON		3			3
LITTLE SPURS PEDIATRIC URGENT CARE		1	2	67%	3
NORTH CAROLINA DEPT OF HEALTH & HUMAN SRVCS STATE LAB OF PUBLIC HEALTH			3	100%	3
WALGREENS #07502		3			3
North Ottawa Care Center at Heartwood Lodge		3			3

# COVID-19: testing by laboratory

Data through Jun 1, 2021 verified as of Jun 2, 2021 at 09:25 AM

Data in this report are provisional and subject to change.

The numbers in the table below represent the number of Florida and non-Florida residents for whom test results were received by the Department of Health. A person can be tested by more than one laboratory and can have both positive and negative results. **Therefore, the sum of the numbers in each column will be larger than the total number of people tested.**

Reporting lab	Inconclusive	Negative	Positive	Percent positive	Total
QUEST DIAGNOSTICS CLINICAL LABORATORIES INC		2	1	33%	3
MEDICAL CITY DALLAS HOSPITAL			3	100%	3
VA OUTPATIENT CLINIC-NEW PORT RICHEY			3	100%	3
GEISINGER COMMUNITY MEDICAL CENTER			3	100%	3
C A R E S OXFORD		2	1	33%	3
NASSAU COUNTY HEALTH DEPARTMENT-FERNANDINA BEACH C		3			3
PHYSICIANS MEDICAL CENTER		3			3
SERENADES BY SONATA		1	2	67%	3
ADVENTHEALTH IMAGING LAKE NONA		1	2	67%	3
MEDEXPRESS URGENT CARE - WATCHUNG		3			3
Gracemore Nursing and Rehab		3			3
JOHN D. ARCHBOLD MEM. HOSPITAL			3	100%	3
ROYAL PALM RETIREMENT CENTRE		3			3
COMMUNITY MEDICAL CENTER			3	100%	3
MEDEXPRESS URGENT CARE-CLOQUET		3			3
MEDEXPRESS URGENT CARE-SALINA, S 9TH ST		3			3
DELRAY BEACH HEALTH DEPT LAB			3	100%	3
WALGREENS ORTIZ STELLA (ST 655)		3			3
SPRING LAKE REHABILITATION CENTER			3	100%	3
MID-FLORIDA PATHOLOGY LLC - MOBILE UNIT # 3		1	2	67%	3
ALLIANCE LABS @LRMC			3	100%	3
SURETOX LABORATORY LLC		2	1	33%	3
THE CENTER FOR DISCOVERY		3			3
Kings County Hospital Center			3	100%	3
UNIVERSITY MEDICAL CENTER OF SOUTHERN NEVADA (UMCSN)			3	100%	3
MORSELIFE HOME CARE INC			3	100%	3
CVS PHARMACY INC DBA CVS/PHARMACY #10908		3			3
CVS NV5286POCT HENDERSON		3			3
NEMOURS CHILDREN'S PRIMARY CARE, LONGWOOD			3	100%	3
Bainbridge Health and Rehab		3			3
F W HUSTON MEDICAL CENTER SENIOR LIVIN		3			3
CVS NV5942POCT LAS VEGAS		3			3
AFC URGENT CARE/FARRAGUT			3	100%	3
PENSACOLA MEDICAL CLINIC LLC			3	100%	3
LUTHERAN SERVICES FLORIDA-DREAM CENTER			3	100%	3
Medford Multicare		3			3
PROHEALTH PRIMARY CARE - GLEN OAKS		3			3
GULF COAST IMMEDIATE CARE CENTER		1	2	67%	3
LRHS Florida Poly Tech		3			3
GREATER MOBILE URGENT CARE - SPRINGHILL			3	100%	3
NORTHSIDE FAMILY MEDICINE AND URGENT CARE (HOLLY SPRINGS)		3			3
SUN TERRACE HEALTH CARE CENTER			3	100%	3
Concordia Village of Tampa			3	100%	3
CVS KS676POCT LAWRENCE		2	1	33%	3
DASCENA LAB			3	100%	3
Kroger 388 - The Little Clinic Braelinn Village		3			3
AVALON MEDICAL GROUP		1	2	67%	3

# COVID-19: testing by laboratory

Data through Jun 1, 2021 verified as of Jun 2, 2021 at 09:25 AM

Data in this report are provisional and subject to change.

The numbers in the table below represent the number of Florida and non-Florida residents for whom test results were received by the Department of Health. A person can be tested by more than one laboratory and can have both positive and negative results. **Therefore, the sum of the numbers in each column will be larger than the total number of people tested.**

Reporting lab	Inconclusive	Negative	Positive	Percent positive	Total
EAST NAPLES PEDIATRICS			3	100%	3
FLORIDA MEDICAL ASSOCIATES		3			3
COASTAL PEDIATRIC CARE			3	100%	3
ACL LABORATORIES - ROSEMONT			3	100%	3
FAMILY CARE SPECIALISTS OF ORLANDO			3	100%	3
BROOKDALE OAKBRIDGE		1	2	67%	3
Florida Baptist Retirement Center		1	2	67%	3
FLORIDA MENTOR-POINT WEST CLUSTER		3			3
ONE MEDICAL GROUP		1	2	67%	3
WEILL CORNELL MEDICAL ASSOCIATES - EAST SIDE		3			3
CATHOLIC HEALTH LABORATORY SERVICES		3			3
ALLIED PHYSICIANS GROUP PLLC		3			3
FIRST CARE - MIDDLESBORO			3	100%	3
ADVENTHEALTH SEBRING- INFECTION CONTROL DEPARTMENT			3	100%	3
OHSU LABORATORY SERVICES		3			3
Kroger 758 - The Little Clinic Providence		3			3
BROOKDALE LAKE MARY			3	100%	3
CEDAR CREST HEALTH CENTER		3			3
OPTUM PRIMARY CARE - SILVER LAKES			3	100%	3
CDPH BRANCH LABORATORY			3	100%	3
JOJAN PHARMA INC		3			3
CVS MA38POCT CHARLTON		3			3
SUNBRIDGE CARE & REHAB FOR DECATUR		3			3
VELOCITY CARE			3	100%	3
NASSAU COUNTY HEALTH DEPARTMENT		3			3
The Good Shepherd		3			3
PALM COAST DIALYSIS		2	1	33%	3
THE PATHOLOGY LABORATORY		1	2	67%	3
WAKULLA URGENT CARE & DIAGNOSTIC			3	100%	3
MANATEE URGENT CARE LLC			3	100%	3
TAMPA INTERNATIONAL AIRPORT			3	100%	3
VALLEY HOSPITAL MEDICAL CENTER		1	2	67%	3
CLEARWATER		2	1	33%	3
ALABAMA MEDICAL GROUP PC		2	1	33%	3
Kingston of Ashland		3			3
LEXINGTON MEDICAL CENTER		1	2	67%	3
WOODMARK AT UPTOWN ASSISTED LIVING		3			3
MEDEXPRESS URGENT CARE, EDWARDSVILLE		3			3
CENTRAL DUPAGE HOSPITAL			3	100%	3
COX HEALTH SOUTH LAB		1	2	67%	3
CVS MA137POCT QUINCY		3			3
B2 URGENT CARE		1	2	67%	3
CAROLINAS MEDICAL CENTER			3	100%	3
CENTRAL FL INTERNAL MEDICINE ASSOCIATES LLC		3			3
SPRING VALLEY HOSPITAL MEDICAL CENTER			3	100%	3
OHIO DEPARTMENT OF HEALTH LABORATORY		2	1	33%	3
HARRIS URGENT CARE CENTER			3	100%	3

# COVID-19: testing by laboratory

Data through Jun 1, 2021 verified as of Jun 2, 2021 at 09:25 AM

Data in this report are provisional and subject to change.

The numbers in the table below represent the number of Florida and non-Florida residents for whom test results were received by the Department of Health. A person can be tested by more than one laboratory and can have both positive and negative results. **Therefore, the sum of the numbers in each column will be larger than the total number of people tested.**

Reporting lab	Inconclusive	Negative	Positive	Percent positive	Total
FLORIDA GASTROENTEROLOGY ASSOCIATES PA		3			3
COVENANT PEDIATRICS		1	2	67%	3
PATIENT FIRST - HAMILTON		3			3
ARCPPOINTLABS OF VIRGINIA BEACH		1	2	67%	3
PALM COTTAGE OPERATOR LLC		2	1	33%	3
Domiciliary Rehab & Residential Treatment Program		3			3
DOCTORS HOSPITAL RENAISSANCE			3	100%	3
STRINGFELLOW MEMORIAL HOSPITAL		3			3
INSPIRA MEDICAL CENTER VINELAND LAB		2	1	33%	3
Kroger 635 - The Little Clinic Dacula		3			3
SAFE PMC		3			3
LAURELLWOOD NURSING CENTER		1	2	67%	3
MERCY HEALTH			3	100%	3
Kroger 522 - The Little Clinic Gahanna		2	1	33%	3
VISITING PHYSICIANS OF THE TREASURE COAST LLC			3	100%	3
ALOHA HOME CARE LLC DBA ACCENTCARE HOME HEALTH OF		3			3
THOMAS LANGLEY			3	100%	3
ECHCS - Jewell Clinic		2	1	33%	3
TEMPUS_LABS			3	100%	3
ERIE COUNTY PUBLIC HEALTH CLINICAL		3			3
MIDWAY SPECIALTY CARE RX LLC		1	2	67%	3
CVS NE8616POCT LINCOLN		1	2	67%	3
LAB PLUS, LLC AT ASCENSION SAINT THOMA		3			3
ATLANTIS OUTPATIENT CENTER		3			3
FAMILY PRACTICE OF CENTRAL FLORIDA PA		1	2	67%	3
YORK HOSPITAL - LABORATORY			3	100%	3
CORMEUM LAB SERVICES, LLC			3	100%	3
Hackensack Univ Medical Center At Pasc		2	1	33%	3
WALGREENS NO 19542		3			3
KIDS CARE PEDIATRICS			3	100%	3
ADVANCE FAMILY PRACTICE LLC□			3	100%	3
ESCO DRUG CO INC		3			3
AUSTIN PUBLIC HEALTH			3	100%	3
SOUTHEAST GEORGIA HEALTH SYSTEM BRUNS		3			3
MANORCARE HEALTH SERVICES BOCA RATON			3	100%	3
Farmville Health & Rehab Center		3			3
EASTMAN HEALTHCARE & REHAB		3			3
New Jersey Aim At Smg		3			3
AdventHealth Care Center Orlando North			3	100%	3
ADVENTHEALTH WATERMAN COMMUNITY CLINIC			3	100%	3
AFC URGENT CARE CLEVELAND			3	100%	3
INN AT LAPOSADA,THE			3	100%	3
LACKAWANNA HEALTH AND REHAB CENTER		3			3
FAMILY FIRST PEDIATRICS			3	100%	3
Kroger 592 - The Little Clinic Alexander Plaza		2	1	33%	3
CVS AZ7075POCT CHANDLER		3			3
CVS AZ7263POCT PHOENIX		3			3

# COVID-19: testing by laboratory

Data through Jun 1, 2021 verified as of Jun 2, 2021 at 09:25 AM

Data in this report are provisional and subject to change.

The numbers in the table below represent the number of Florida and non-Florida residents for whom test results were received by the Department of Health. A person can be tested by more than one laboratory and can have both positive and negative results. **Therefore, the sum of the numbers in each column will be larger than the total number of people tested.**

Reporting lab	Inconclusive	Negative	Positive	Percent positive	Total
CVS AZ5892POCT LAVEEN		3			3
HARBOUR'S EDGE		2	1	33%	3
CAPTIAL REGIONAL MEDICAL CENTER			3	100%	3
MEDEXPRESS-HOUSTON EAST FWY		1	2	67%	3
PATIENT FIRST - WOODBURY		3			3
UF HEALTH THE VILLAGES		2	1	33%	3
THE RIM URGENT CARE			3	100%	3
ANN STORCK CENTER INC		3			3
PREMIER FAMILY AND SPORTS MEDICINE		2	1	33%	3
FLORIDA MEDICAL CLINIC, LLC			3	100%	3
CABELL HUNTINGTON HOSPITAL CLINICAL LAB			3	100%	3
NEWSTAR MEDICAL LABORATORIES		3			3
LINCOLN MEDICAL CENTER		3			3
VICKIE N HARRELL MD		2	1	33%	3
PLANT CITY FAMILY CARE		3			3
CHEROKEE COUNTY HEALTH AND REHAB CENTER		3			3
THE MEDICAL CENTER			3	100%	3
Crowne Health Care of Eufaula		3			3
CONCENTRA - PLANTATION		3			3
VICAR'S LANDING NURSING HOME		2	1	33%	3
NEW GEN LABS			3	100%	3
Illiana HCS -Danville VAMC		3			3
CVS PA7611POCT ALLISON PARK		3			3
Macon Valley Nursing and Rehabilitation Center		3			3
UHEALTH CORAL SPRINGS			3	100%	3
CVS OH3306POCT AKRON		2	1	33%	3
CVS MA1179POCT HUDSON		2	1	33%	3
MEDEXPRESS URGENT CARE - DERBY N ROCK		3			3
CVS MA937POCT CARVER		3			3
MUNSON MEDICAL CENTER			3	100%	3
FULGENT GENETICS HOUSTON		3			3
AMBER COURT OF ELIZABETH		3			3
MEDEXPRESS URGENT CARE - RICHMOND, W BROAD ST		3			3
MEDEXPRESS URGENT CARE, LEBANON		3			3
VASNHS-Northeast PC Clinic		2	1	33%	3
Greystone Health Care Center		3			3
BETHESDA HOSPITAL EAST BLOOD GAS LAB			3	100%	3
GROVES CENTER			3	100%	3
HEALGEN SCIENTIFIC			3	100%	3
HOLLAND AMERICA PRINCESS - ALASKA YUKON		3			3
Kroger 768 - The Little Clinic Leestown Rd		2	1	33%	3
Maryfield Inc. dba Pennybyrn		3			3
Cleveland Clinic Weston			3	100%	3
Kroger 448 - The Little Clinic Mason		3			3
EASTERN NEW MEXICO MEDICAL CENTER		3			3
GARCIA MORALES NELSON			3	100%	3
POLK PEDIATRICS		1	2	67%	3



# COVID-19: testing by laboratory

Data through Jun 1, 2021 verified as of Jun 2, 2021 at 09:25 AM

Data in this report are provisional and subject to change.

The numbers in the table below represent the number of Florida and non-Florida residents for whom test results were received by the Department of Health. A person can be tested by more than one laboratory and can have both positive and negative results. **Therefore, the sum of the numbers in each column will be larger than the total number of people tested.**

Reporting lab	Inconclusive	Negative	Positive	Percent positive	Total
MEDEXPRESS URGENT CARE - WOODBURY		1	2	67%	3
VA Long Beach HCS		3			3
LUCID LABORATORY SERVICES		3			3
JACKSONVILLE VA OPC			3	100%	3
CVS OH3980POCT KENT		3			3
CVS MA41POCT TAUNTON		2	1	33%	3
SENTARA NORFOLK GENERAL HOSPITAL CENTRAL LAB			3	100%	3
MEDEXPRESS URGENT CARE - TOPEKA, SW WANAMAKER RD		3			3
MT CARMEL PHARMACY INC		3			3
NASON HOSPITAL			3	100%	3
NORTH SHORE MEDICAL CENTER - SALEM HOSPITAL		1	2	67%	3
CVS OH5457POCT POWELL		3			3
UNIVERSITY OF KANSAS MEDICAL CENTER			3	100%	3
QUALITY LABORATORY SERVICE		2	1	33%	3
TMH PHYSICIAN PARTNERS BLOUNTSTOWN			3	100%	3
CVS TX7603POCT SAGINAW		3			3
TAMPA		1	2	67%	3
John Knox Manor Inc II		2	1	33%	3
BEEBE MEDICAL CENTER LABORATORY		3			3
SISD EMPLOYEE HEALTH CLINIC			3	100%	3
ENCOMPASS HEALTH HOME HEALTH		1	2	67%	3
WHOLE CHILD PEDIATRICS			3	100%	3
SIGNATURE CARE PFLUGERVILLE			3	100%	3
MEDSTAR URGENT CARE, LLC			3	100%	3
ASCENSION ST VINCENT'S RIVERSIDE			3	100%	3
TGH Brandon Healthplex Laboratory			3	100%	3
320 S TRANSIT ST		3			3
BAYSHORE MEDICAL CENTER LABORATORY		3			3
CERTIVIA LABORATORIES			3	100%	3
WALGREENS #21282		3			3
ONslow MEMORIAL HOSPITAL LABORATORY		3			3
GRIFOLS IH CENTER AND CLINICAL LABORATORY			3	100%	3
PRECIDENT FLORIDA		3			3
CVS SC2497POCT LEXINGTON		3			3
24TH WEAPONS OF MASS DESTRUCTION - CIVIL SUPPORT		3			3
MY INSTADOC - HOWELL URGENT CARE		2	1	33%	3
LEGACY ER & URGENT CARE - FRISCO WEST			3	100%	3
PIEDMONT ROCKDALE HOSPITAL		2	1	33%	3
WALGREENS #03093		3			3
YATES COUNTY PUBLIC HEALTH		3			3
ROANE MEDICAL CENTER		2	1	33%	3
CLINICAL CARE ASSOCIATES, INC			3	100%	3
ADVENT HEALTH MEDICAL GROUP FAMILY MEDICINE			3	100%	3
LEGACY LABORATORY SERVICES			3	100%	3
Magnolia Health and Rehab Center			3	100%	3
Village on the Green			3	100%	3
MANHATTANVILLE COLLEGE STUDENT HEALTH CENTER		3			3

# COVID-19: testing by laboratory

Data through Jun 1, 2021 verified as of Jun 2, 2021 at 09:25 AM

Data in this report are provisional and subject to change.

The numbers in the table below represent the number of Florida and non-Florida residents for whom test results were received by the Department of Health. A person can be tested by more than one laboratory and can have both positive and negative results. **Therefore, the sum of the numbers in each column will be larger than the total number of people tested.**

Reporting lab	Inconclusive	Negative	Positive	Percent positive	Total
LIFEGUARD AMBULANCE SERVICE LLC, TEXAS			3	100%	3
PHYSICIANS CARE INC		1	2	67%	3
SCHIFF CENTER FOR LIVER DISEASES		1	2	67%	3
BAPTIST PRIMARY CARE FERNANDINA BEACH			3	100%	3
MARYWOOD NURSING CARE CENTER		3			3
Kroger 387 - The Little Clinic Hubbards Lane		3			3
MEMORIAL HEALTH SYSTEM		1	2	67%	3
Altenheim Senior Living		3			3
NORTHEAST FLORIDA INTERNAL MEDICINE PA		3			3
CVS NJ2369POCT JACKSON		3			3
MEDEXPRESS URGENT CARE - HAZLET		2	1	33%	3
DOCTOR TODAY URGENT CARE			3	100%	3
SAVANNAH COVE		3			3
DEER'S HEAD CENTER		3			3
CENTURY LINK SPORTS COMPLEX			3	100%	3
HARBORCHASE OF STUART			3	100%	3
CVS SC7567POCT BOILING SPRINGS		2	1	33%	3
NEBRASKA DEPARTMENT OF HEALTH AND HUMAN SERVICES			3	100%	3
WELLSTREET SMYNA URGENT CARE		3			3
ADVENTHEALTH MEDICAL GROUP OBSTETRICS			3	100%	3
ST LUKES HOSPITAL			3	100%	3
UNITY LONGPOND		3			3
BAPTIST HOSPITAL OF MIAMI MCI BROWARD LABORATORY			3	100%	3
ST MARYS HEALTH CARE SYSTEM		2	1	33%	3
IOWA DEPARTMENT OF PUBLIC HEALTH			3	100%	3
IP BOISE 1		2	1	33%	3
C19 LABS			3	100%	3
Maple Lawn MCF		3			3
OMNI HEALTHCARE INC		1	2	67%	3
TAYLOR MANOR		1	2	67%	3
BARONESS ERLANGER HOSPITAL		3			3
CVS MD1490POCT GAITHERSBURG		3			3
COOPER UNIVERSITY HOSPITAL LABORATORY		2	1	33%	3
MEDEXPRESS URGENT CARE - LAWRENCE		3			3
ASANTE THREE RIVERS MEDICAL CENTER LAB		3			3
MINUTE CLINIC DIAGNOSTIC PA		2	1	33%	3
HOPE HEALTH CARE, LLC		3			3
MEMORIAL HEALTH UNIVERSITY MEDICAL CENTER			3	100%	3
BRADENTON PHYSICIAN MEDICAL CENTER			3	100%	3
KISSIMMEE URGENT CARE		3			3
HOUSTON METHODIST HOSPITAL			3	100%	3
NEWCARE PRIMARY MEDICINE			3	100%	3
CVS CA8882POCT SAN CLEMENTE		3			3
ASPIRUS WAUSAU HOSPITAL			3	100%	3
EMERALD PARK OF HOLLYWOOD			3	100%	3
RIVERSIDE METHODIST HOSPITAL LAB			3	100%	3
ASANTE ROGUE REGIONAL MEDICAL CENTER L		3			3

# COVID-19: testing by laboratory

Data through Jun 1, 2021 verified as of Jun 2, 2021 at 09:25 AM

Data in this report are provisional and subject to change.

The numbers in the table below represent the number of Florida and non-Florida residents for whom test results were received by the Department of Health. A person can be tested by more than one laboratory and can have both positive and negative results. **Therefore, the sum of the numbers in each column will be larger than the total number of people tested.**

Reporting lab	Inconclusive	Negative	Positive	Percent positive	Total
CVS NC3514POCT STANLEY		3			3
PEDIATRICS IN NORTH FLORIDA PA			3	100%	3
ADVANCED URGENT CARE CENTER OF THE UPPER KEYS		1	2	67%	3
CLINIC OF PLANT CITY, THE		2	1	33%	3
Crowne Health Care of Mobile		3			3
BOCA RATON PHYSICIANS PA			3	100%	3
SOUTHERN REGIONAL MEDICAL CENTER		3			3
NATHAN LITTAUER HOSPITAL LAB		3			3
UNITY HEALTH AND REHABILITATION CENTER			3	100%	3
ADVENTHEALTH CENTRA CARE LAKE NONA		1	2	67%	3
CVS NJ2949POCT EAST HANOVER		2	1	33%	3
MINUTECLINIC DIAGNOSTIC, PA		3			3
JERSEY IRISH MEDICAL		3			3
DOCTOR 4 U CLINIC		1	2	67%	3
HOMELAND CENTER		3			3
ACL LABORATORIES INDUSTRIAL TOXICOLOGY			3	100%	3
HIALEAH SHORES NURSING AND		2	1	33%	3
HEPATOLOGY DIAGNOSTIC LAB			3	100%	3
ALABAMA DEPT PUBLIC HEALTH			3	100%	3
PRISMA HEALTH MIDLANDS			3	100%	3
MEDFUSION		2	1	33%	3
ACCOMPLISHED HOME CARE		3			3
SUMMIT MEDICAL GROUP - WEST ORANGE		3			3
SOUTHCARE PHARMACY INC		1	2	67%	3
CVS TX19POCT SPRING		3			3
ACCESS LABORATORIES LLC			3	100%	3
FAMILY TREE MEDICAL GROUP PA		2	1	33%	3
GREENTREE MEDICAL CENTER			3	100%	3
Broadview Multi-Care Center		3			3
OCALA REGIONAL KIDNEY CENTER-WEST			3	100%	3
LOCH HAVEN PEDIATRICS			3	100%	3
MINUTECLINIC, LLC #05814		3			3
MEADOWS REGIONAL MEDICAL CENTER		2	1	33%	3
BOSTON MEDICAL CENTER			3	100%	3
Jersey City Medical Center		3			3
CVS NC2559POCT CHARLOTTE		3			3
Fox Subacute at Warrington		3			3
ST. PETERSBURG PEDIATRICS- 38TH AVENUE			3	100%	3
ST MARY'S HEALTHCARE LABORATORY		2	1	33%	3
Michael J Crescenz VA Outpatient Dialysis Center		3			3
CVS OH2540POCT HILLIARD		3			3
HAMILTON COUNTY HEALTH DEPARTMENT		3			3
YOUR DOCTOR'S OFFICE		2	1	33%	3
WATERS PEDIATRIC CENTER			3	100%	3
NORTH BROWARD HOSPITAL DISTRICT HEALTHCARE FOR THE HOMELESS			3	100%	3
MEDICAL SERVICES OF AMERICA HOME HEALTH		3			3
BAPTIST OUTPATIENT SERVICES			3	100%	3

# COVID-19: testing by laboratory

Data through Jun 1, 2021 verified as of Jun 2, 2021 at 09:25 AM

Data in this report are provisional and subject to change.

The numbers in the table below represent the number of Florida and non-Florida residents for whom test results were received by the Department of Health. A person can be tested by more than one laboratory and can have both positive and negative results. **Therefore, the sum of the numbers in each column will be larger than the total number of people tested.**

Reporting lab	Inconclusive	Negative	Positive	Percent positive	Total
CVS MI8287POCT MACOMB		3			3
AVANTE INVERNESS		1	2	67%	3
United Methodist Communities at The Shores		3			3
BOND & STEELE CLINIC, PA			3	100%	3
WISE HEALTH SYSTEM		1	2	67%	3
FAST PACE URGENT CARE			3	100%	3
PIEDMONT MOUNTAINSIDE HOSPITAL LAB - E		3			3
MED FUSION			3	100%	3
MEDSTAR HEALTH URGENT CARE			3	100%	3
Community Resource and Referral Center		3			3
HEALTH SENTRY			3	100%	3
WALGREENS #05477		3			3
NEVADA DEPARTMENT OF HEALTH AND HUMAN SERVICES			3	100%	3
APEX CLINICAL LABORATORIES INC		3			3
HARBORCHASE OF GAINESVILLE			3	100%	3
MONTANA PUBLIC HEALTH LAB			3	100%	3
EVENING PEDIATRICS INC		1	2	67%	3
Kroger 093 - The Little Clinic Stapleton		2	1	33%	3
COOSA VALLEY HEALTHCARE CENTER LLC		3			3
AristaCare at Meadow Springs		3			3
TRUE HEALTH – LAKE UNDERHILL		3			3
AUGUSTA UNIVERISTY MEDICAL CENTER			3	100%	3
PARKLAND HEALTH & HOSPITAL			3	100%	3
SUNDALE NURSING HOME		3			3
WYOMING DEPT OF HEALTH			3	100%	3
MASSACHUSETTS DEPARTMENT OF HEALTH			3	100%	3
STANKUS FAMILY CARE		1	2	67%	3
CGH MEDICAL CENTER			3	100%	3
Diversicare of Ripley		3			3
EXETER HOSPITAL		3			3
PINELLAS PARK HEALTH CENTER - PINELLAS CHD		1	2	67%	3
CAMPAZZI CONCIERGE MEDICAL SERVICES		2	1	33%	3
MARLBORO URGENT CARE		3			3
LEE CONVENIENT CARE AT SUMMERLIN			3	100%	3
BICKERTON, DAWN		3			3
NEBRASKA MEDICAL CENTER			3	100%	3
ORCHID COVE DAYTONA			3	100%	3
UHEALTH JACKSON URGENT CARE - CUTLER BAY		1	2	67%	3
SPARROW CENTRAL LAB			3	100%	3
HOUSTON MEDICAL CENTER			3	100%	3
AFFORDABLE PRIMARY CARE LLC		3			3
ALCALA PHARMACEUTICALS			3	100%	3
CTRS			3	100%	3
Kroger 753 - The Little Clinic Goss Avenue		3			3
BLACKWATER RIVER			3	100%	3
MID FLORIDA CLINICAL LABORATORY		2	1	33%	3
THE OASIS BEACHSIDE		3			3

# COVID-19: testing by laboratory

Data through Jun 1, 2021 verified as of Jun 2, 2021 at 09:25 AM

Data in this report are provisional and subject to change.

The numbers in the table below represent the number of Florida and non-Florida residents for whom test results were received by the Department of Health. A person can be tested by more than one laboratory and can have both positive and negative results. **Therefore, the sum of the numbers in each column will be larger than the total number of people tested.**

Reporting lab	Inconclusive	Negative	Positive	Percent positive	Total
CULVER EDUCATIONAL FOUNDATION		3			3
WOMENS CARE FLORIDA LLC-LABORATORY		3			3
NEW SMYRNA BEACH AMBULATORY CARE CTR		2	1	33%	3
MARTIN MEDICAL CENTER INC		1	2	67%	3
WEST TN HEALTH MED NORTH		3			3
OPENTRONS PRL		2	1	33%	3
LEESBURG COMMUNITY HEALTH CENTERS			3	100%	3
PRIMARY CARE CENTER OF LAKE CITY, THE			3	100%	3
CCRX OF NORTH CAROLINA, LLC		2	1	33%	3
GYN PATH SERVICES			3	100%	3
UNIVERSITY URGENT CARE			3	100%	3
UK HEALTHCARE			3	100%	3
MISSISSIPPI CARE CENTER OF DEKALB LLC		3			3
RIGHT AT HOME			3	100%	3
PUBLIC HEALTH TRUST OF MIAMI DADE COUNTY			3	100%	3
SCIENTIFIC LABORATORY DIVISION			3	100%	3
MEDEXPRESS - WILMINGTON KIRKWOOD HIGHWAY		2	1	33%	3
HOLY CITY MED URGENT CARE			3	100%	3
MEDIC INFUSION PA		3			3
PRIMARY & URGENT CARE CENTERS			3	100%	3
MEDEXPRESS URGENT CARE - LINKHORNE		3			3
BOLING, STEPHANIE		3			3
CLEVELAND CLINIC SLW ED		3			3
Harris Hill Nursing Facility		3			3
TARRANT COUNTY PUBLIC HEALTH		3			3
MEMORIAL HERMANN HOSPITAL			3	100%	3
PREMIER CLINICAL RESEARCH INSTITUTE INC			3	100%	3
FRESENIUS KIDNEY CARE			3	100%	3
MEDEXPRESS URGENT CARE - LINDEN		3			3
CORTLAND COUNTY HEALTH DEPARTMENT		3			3
ACCESS HEALTH CARE		2	1	33%	3
CVS IL7142POCT LOCKPORT		3			3
CARESPOT-WELLINGTON			3	100%	3
VIRTUA MEMORIAL HOSPITAL BURLINGTON COUNTY		1	2	67%	3
NORTHWESTERN UNIVERSITY HEALTH SERVICE NURSING		3			3
SANFORD LABORATORY BISMARCK		2	1	33%	3
ORMOND BEACH URGENT CARE			3	100%	3
SOUTH LAKE FAMILY HEALTH CENTER			3	100%	3
MELBOURNE URGENT CARE	1		2	67%	3
CAREHERE - INDIAN RIVER		3			3
Glenview Terrace Nursing Center		3			3
MINUTECLINIC DIAGNOSTIC, PA #10252		3			3
Kroger 571 - The Little Clinic Hendersonville		1	2	67%	3
EASTGENE LABORATORIES		3			3
RAPID CITY RUGENT CARE			3	100%	3
STARLING AT SAN JOSE			3	100%	3
ADVICE FOR OPTIMAL WELLNESS, INC			3	100%	3



# COVID-19: testing by laboratory

Data through Jun 1, 2021 verified as of Jun 2, 2021 at 09:25 AM

Data in this report are provisional and subject to change.

The numbers in the table below represent the number of Florida and non-Florida residents for whom test results were received by the Department of Health. A person can be tested by more than one laboratory and can have both positive and negative results. **Therefore, the sum of the numbers in each column will be larger than the total number of people tested.**

Reporting lab	Inconclusive	Negative	Positive	Percent positive	Total
CARENOW-ATASCOCITA			3	100%	3
COMMUNICABLE DISEASE CONTROL/PUBLIC HEALTH EMERGENCY PREPAREDNESS			3	100%	3
Kroger 627 - The Little Clinic Castleberry		2	1	33%	3
WALGREENS #05911		3			3
MINUTECLINIC DIAGNOSTIC OF NEW MEXICO LLC #7552		3			3
CVS M05727POCT PLATTE CITY		3			3
NOVA SOUTHEASTERN UNIVERSITY		2	1	33%	3
CORE CLINICS, LLC		3			3
MEDEXPRESS URGENT CARE - TOTOWA		3			3
VIRGINIA DEPARTMENT OF HEALTH DIVISION OF			3	100%	3
TRICORE REFERENCE LABORATORY		1	2	67%	3
SOFTLAB			3	100%	3
SEMINOLE FAMILY HEALTH CENTER		3			3
HOCHBERG LOWER SCHOOL		3			3
PROPATH			3	100%	3
Medilodge of Monroe		3			3
CORNERSTONE DRUG AND GIFT INC		3			3
BOONES CREEK URGENT CARE		1	2	67%	3
RCA LABORATORY SERVICES LLC			3	100%	3
MANORCARE NURSING & REHABILITATION CENTER-NAPLES		3			3
MEDEXPRESS URGENT CARE - JEANNETTE		3			3
OCEAN PEDIATRIC CARE			3	100%	3
CALIFORNIA DEPARTMENT OF PUBLIC HEALTH BRANCH LABORATORY			3	100%	3
AZALEALAND NURSING HOME		3			3
INTERNAL MEDICINE AND WOUND CARE SPECIALIST LLC		3			3
SSM HEALTH ST LOUIS MICROBIOLOGY LABORATORY		1	2	67%	3
CROWNE HEALTH CARE OF FORT PAYNE		2	1	33%	3
CHOTA COMMUNITY HEALTH SERVICES		2	1	33%	3
CVS TX2876POCT PROSPER		3			3
Englewood Health and Rehab			3	100%	3
MINUTECLINIC DIAGNOSTIC OF WISCONSIN,		3			3
SOLERA SPECIALTY PHARMACY LLC		2	1	33%	3
Hunters Creek Nursing and Rehab			3	100%	3
EXPRESSCARE URGENT CARE CENTER			3	100%	3
MURFREESBORO MEDICAL CLINIC		3			3
CVS IL2798POCT CHICAGO		1	2	67%	3
MEMORIAL HERMANN			3	100%	3
Westside Terrace		3			3
HEALTH AND WELLNESS URGENT CARE LLC			3	100%	3
MARYLAND STATE DEPT OF HEALTH	2		1	33%	3
WELLSTAR URGENT CARE SHALLOWFORD		1	2	67%	3
GONZALEZ MD AND ASWAD MD HEALTH SERVICES			3	100%	3
SOUTH COUNTY MENTAL HEALTH CENTER INC			3	100%	3
MCGUFFEY HEALTH CARE CENTER INC		3			3
CVS - MINUTECLINIC			3	100%	3
VA WNYHCS - Buffalo Division		2	1	33%	3
LPG PEDIATRICS AT LEHIGH ACRES		2	1	33%	3

# COVID-19: testing by laboratory

Data through Jun 1, 2021 verified as of Jun 2, 2021 at 09:25 AM

Data in this report are provisional and subject to change.

The numbers in the table below represent the number of Florida and non-Florida residents for whom test results were received by the Department of Health. A person can be tested by more than one laboratory and can have both positive and negative results. **Therefore, the sum of the numbers in each column will be larger than the total number of people tested.**

Reporting lab	Inconclusive	Negative	Positive	Percent positive	Total
CVS MA335POCT RAYNHAM		3			3
GINKGO-IXLAYER		3			3
CROSSROADS URGENT CARE DBA URGENT TEA		3			3
CVS MA1945POCT HANOVER		3			3
ACCELERATED URGENT CARE		3			3
TERRACE OF ST CLOUD, THE		2	1	33%	3
BROOKDALE SENIOR LIVING			3	100%	3
HEALTH FIRST MEDICAL GROUP			3	100%	3
Grandview Health Care Center		3			3
ALVERNO CLINICAL LABORATORIES			3	100%	3
LEE MEMORIAL HOSPITAL BLOOD GAS LAB			3	100%	3
DIGNITY HEALING LLC			3	100%	3
MEDEXPRESS URGENT CARE - WALL		3			3
UNIVERSITY HEALTH SERVICES RIVER CAMPUS		2	1	33%	3
NORTH NAPLES HOSPITAL RESPIRATORY THERAPY DEPARTMENT			3	100%	3
Highland Ave. Eye Clinic		3			3
2412 LEBANON PIKE		2	1	33%	3
JS HEALTHCARE		2	1	33%	3
TIFTON CARECONNECT URGENT CARE			3	100%	3
FLAGLER FAMILY MEDICINE PA			3	100%	3
PEDIATRICS AND ADOLESCENT MEDICINE		2	1	33%	3
CVS MINUTE CLINIC #5836		3			3
COASTAL SKIN SURGERY AND DERMATOLOGY PL		3			3
Eugene J. Towbin Healthcare Center		3			3
CORNERSTONE MEDICAL CARE OF BRANDON		2	1	33%	3
ORLANDO AIRPORT DIALYSIS		3			3
ADVANCED MEDICAL RESEARCH CENTER LLC			3	100%	3
EXPEDIAN URGENT CARE			3	100%	3
NEW YORK STATE DEPARTMENT OF HEALTH		1	2	67%	3
LIFE CARE CENTER OF SKAGIT VALLEY		3			3
LEGACY ER AND URGENT CARE			3	100%	3
NORTHERN LIGHT LABORATORY		1	2	67%	3
MEDICAL CENTER OF THE ROCKIES			3	100%	3
CVS IN6608POCT NEW PALESTINE		1	2	67%	3
NEMOURS CHILDRENS PRIMARY CARE HORIZON WEST			3	100%	3
NORTON SOUND REGIONAL HOSPITAL - LAB		3			3
Schoolcraft Medical Care Facility		3			3
CVS AZ1720POCT QUEEN CREEK		3			3
ISLAND NURSING HOME		2	1	33%	3
INSPIRED LIVING AT SARASOTA			3	100%	3
TWELVE OAKS RECOVERY CENTER			3	100%	3
Fort Gaines Health and Rehab		3			3
SHANDS AT LAKE SHORE LAB		1	2	67%	3
HARRINGTON PARK HEALTH AND REHAB		3			3
TOMAH VAMC		2	1	33%	3
NORTHWELL HEALTH			3	100%	3
Granville Center	1	2			3

# COVID-19: testing by laboratory

Data through Jun 1, 2021 verified as of Jun 2, 2021 at 09:25 AM

Data in this report are provisional and subject to change.

The numbers in the table below represent the number of Florida and non-Florida residents for whom test results were received by the Department of Health. A person can be tested by more than one laboratory and can have both positive and negative results. **Therefore, the sum of the numbers in each column will be larger than the total number of people tested.**

Reporting lab	Inconclusive	Negative	Positive	Percent positive	Total
NEXTCARE WYOMING LLC			3	100%	3
ALABAMA REFERENCE LAB			2	100%	2
Kroger 328 - The Little Clinic Henderson Road		2			2
RAPID URGENT CARE - ALBANY			2	100%	2
Kroger 686 - The Little Clinic Farragut		2			2
FRESENIUS MEDICAL CARE TRADTION			2	100%	2
OSF SAINT FRANCIS MEDICAL CENTER			2	100%	2
AHC PARIS		2			2
IMMEDIATE CARE MEDICAL CENTER			2	100%	2
Highland Rehabilitation and Nursing Center		2			2
CARLE FOUNDATION HOSPITAL LABORATORY			2	100%	2
FRESENIUS KIDNEY CARE YBOR CITY			2	100%	2
PALMETTO BAY MEDICAL CENTER		1	1	50%	2
DISCOVER LABS		2			2
Covington Care Nursing and Rehabilitation		2			2
PruittHealth Lakehaven		2			2
HEARTLAND REGIONAL MEDICAL CENTER		1	1	50%	2
Garden Care Center		2			2
HAILE MEDICAL GROUP PA		2			2
ASHLEY PEDIATRICS			2	100%	2
PUBLIC HEALTH LABORATORY	1		1	50%	2
HANOVER ENDOSCOPY CENTER		2			2
SMITH NORTHVIEW HOSPITAL LAB			2	100%	2
FLORIDA MEDICAL CENTER OF CLEARWATER		2			2
STEWARD ST ELIZABETH MEDICAL CENTER			2	100%	2
ACN PHYSICIANS GROUP CORP			2	100%	2
PALOS COMMUNITY HOSPITAL LABORATORY			2	100%	2
UNIVERSITY OF MARYLAND PATHOLOGY ASSOCIATES			2	100%	2
MOUNT ST MARYS HOSPITAL OF NIAGARA FALLS		1	1	50%	2
Kroger 745 - The Little Clinic Somerset		2			2
ATVIVO LLC		2			2
SKY LAKES MEDICAL CENTER		2			2
AGILE URGENT CARE			2	100%	2
HAMPTON VAMC		2			2
METROHEALTH SYSTEM			2	100%	2
Tidelands Health Rehabilitation Hospital			2	100%	2
MIRAMAR KIDNEY CENTER		1	1	50%	2
AHC Forest cove		2			2
SETON HILL UNIVERSITY		2			2
Manorcare Health Services West Reading North		2			2
MCCALLIE SCHOOL-STUDENT HEALTH CENTER		2			2
Life Care Center of Elyria		2			2
TEMPLE UNIVERSITY HOSPITAL			2	100%	2
COLD SPRING HILLS CENTER FOR NURSING A		2			2
ON-SITE MEDICAL SOLUTIONS		2			2
VIRGINIA DEPT OF HEALTH OFFICE OF EPIDEMIOLOGY			2	100%	2
ROPER HOSPITAL			2	100%	2

# COVID-19: testing by laboratory

Data through Jun 1, 2021 verified as of Jun 2, 2021 at 09:25 AM

Data in this report are provisional and subject to change.

The numbers in the table below represent the number of Florida and non-Florida residents for whom test results were received by the Department of Health. A person can be tested by more than one laboratory and can have both positive and negative results. **Therefore, the sum of the numbers in each column will be larger than the total number of people tested.**

Reporting lab	Inconclusive	Negative	Positive	Percent positive	Total
Douglas County Health Center		2			2
MINUTECLINIC DIAGNOSTIC OF KANSAS, PC		2			2
SHERIDAN AT HOBE SOUND, THE			2	100%	2
WEST VIRGINIA LABORATORIES			2	100%	2
Fairlane Gardens Nursing and Rehab at Reading		2			2
DEVLAB, LLC			2	100%	2
FLORIDA MEDICAL CLINIC CARDIOLOGY-ZH			2	100%	2
ANNE ARUNDEL MEDICAL CENTER			2	100%	2
WALGREENS NO 10512		1	1	50%	2
VITAL CARE CLINIC, LLC			2	100%	2
MID-FLORIDA HEMATOLOGY AND ONCOLOGY CENTERS		2			2
CREATIVE HEALTH CENTER			2	100%	2
Robert Cranfield			2	100%	2
LEHIGH MEDICAL AND RESEARCH CENTER, INC			2	100%	2
MINUTECLINIC DIAGNOSTIC PA #7110		2			2
HERNANDO CHILDREN'S			2	100%	2
Van Wert Manor		2			2
Durham VAMC		2			2
GUARDIAN HOME CARE OF CENTRAL GEORGIA		2			2
SOUTH DAKOTA DEPARTMENT OF HEALTH		2			2
Dexter Health Care		2			2
NLC LABS			2	100%	2
ADVENTHEALTH HOME CARE WATERMAN		1	1	50%	2
MEDICAL CITY LAS COLINAS			2	100%	2
ANDERSON COUNTY HOSPITAL			2	100%	2
MEDEXPRESS URGENT CARE - BENTON		2			2
MEDEXPRESS URGENT CARE-HAVERHILL		2			2
IN & OUT URGENT CARE METAIRIE			2	100%	2
CROSTOWN PHARMACY		2			2
CALIFORNIA DIVISION OF COMMUNICABLE DISEASE CONTROL			2	100%	2
ADVENTHEALTH CENTRA CARE POINCIANA			2	100%	2
WALGREENS #13605		2			2
BAYMEADOWS PRIMARY CARE		2			2
SUNCOAST BLOOD BANK			2	100%	2
Lenawee Medical Care Facility		2			2
WALGREENS #07033		2			2
WALGREENS #05432		2			2
NATIONWIDE LABORATORY SERVICES		1	1	50%	2
Brown Memorial Home		2			2
Kroger 739 - The Little Clinic La Grange Road		2			2
SWIFT CREEK HEALTH CENTER AT THE TEMPL		2			2
TEXAS HEALTH CARE			2	100%	2
FLORIDA SPINE AND PAIN SPECIALISTS		2			2
APPLECARE VALDOSTA			2	100%	2
SENECA HEALTH CARE CENTER		2			2
ManorCare Health Services Peters Township		2			2
MOBILE HEALTH LABS LLC			2	100%	2

# COVID-19: testing by laboratory

Data through Jun 1, 2021 verified as of Jun 2, 2021 at 09:25 AM

Data in this report are provisional and subject to change.

The numbers in the table below represent the number of Florida and non-Florida residents for whom test results were received by the Department of Health. A person can be tested by more than one laboratory and can have both positive and negative results. **Therefore, the sum of the numbers in each column will be larger than the total number of people tested.**

Reporting lab	Inconclusive	Negative	Positive	Percent positive	Total
TEQUESTA FAMILY MEDICAL CENTER LLC			2	100%	2
BERGEN COUNTY SURGICAL AND ENDOSCOPY CENTER		2			2
FLORIDA DEPARTMENT OF HEALTH IN CITRUS COUNTY		2			2
EASTLAKE MEDICAL CENTER		2			2
Iron County Medical Care Facility		2			2
SHANDS JACKSONVILLE CLINICAL CENTER		1	1	50%	2
MEMORIAL HOSPITAL OF SOUTH BEND			2	100%	2
Veterans Health Administration-Public Health Reference Laboratory		1	1	50%	2
BROOKSVILLE DIALYSIS			2	100%	2
PM PEDIATRICS OF BRIDGEWATER		2			2
LONG ISLAND MINIMALLY INVASIVE SURGERY		2			2
PALM WEST INTERNIST PA			2	100%	2
Q ALL CARE MEDICAL PC		2			2
STOP URGENT CARE			2	100%	2
MAGNOLIA MANOR OF COLUMBUS		2			2
INTERNAL MEDICINE ASSOCIATES-DUNELLON			2	100%	2
PM PEDIATRICS OF BAYSIDE PLLC - HOPEWELL JUNCTION		2			2
AMERICAN RESEARCH CENTERS OF FLORIDA			2	100%	2
TMH EC NORTHEAST LABORATORY			2	100%	2
FIRST PREVENTION AND DIALYSIS CENTER LLC			2	100%	2
ADVENT HEALTH - OWASA			2	100%	2
ORLANDO LUTHERAN TOWERS		1	1	50%	2
CVS PA2867POCT FOLSOM		1	1	50%	2
LAB PLUS, LLC			2	100%	2
NORTON IMMEDIATE CARE CENTER - PRESTON			2	100%	2
TMH PHYSICIAN PARTNERS PERRY		2			2
MEDPOST - NORTH DALLAS			2	100%	2
QUALITY URGENT CARE CENTER		1	1	50%	2
JACKSON LABORATORY OF GENOMIC MEDICINE		2			2
NHSN_AIMS		2			2
Green Mountain Nursing and Rehabilitation		2			2
MEDEXPRESS URGENT CARE - SPRINGDALE, S 40TH STREET		2			2
BAYFRONT CARDIOVASCULAR ASSOCIATES		1	1	50%	2
UNITED PHYSICIAN GROUP FAMILY MEDICINE OF HAMPTON		2			2
Crest Manor Living and Rehabilitation		2			2
CORNELIA REDDY URGENT CARE		2			2
MEDEXPRESS URGENT CARE - LINCOLN VILLA		2			2
MEASE COUNTRYSIDE HOSPITAL CARDIAC REH			2	100%	2
ROCKWALL URGENT CARE			2	100%	2
VOLUNTEERS OF AMERICA OF FLORIDA			2	100%	2
INSPIRE HEALTHCARE CENTER			2	100%	2
CVS M05724POCT KANSAS CITY		2			2
CVS TX7824POCT GARLAND		2			2
ORLANDO DIALYSIS		1	1	50%	2
NEW YORK CITY CENTRAL COVID			2	100%	2
PRECISION DIAGNOSTIC INC		2			2
COLORADO MOUNTAIN MEDICAL, LLC			2	100%	2



# COVID-19: testing by laboratory

Data through Jun 1, 2021 verified as of Jun 2, 2021 at 09:25 AM

Data in this report are provisional and subject to change.

The numbers in the table below represent the number of Florida and non-Florida residents for whom test results were received by the Department of Health. A person can be tested by more than one laboratory and can have both positive and negative results. **Therefore, the sum of the numbers in each column will be larger than the total number of people tested.**

Reporting lab	Inconclusive	Negative	Positive	Percent positive	Total
RMC BROOKHOLLOW MED AESTHETICS INC		2			2
MEDSTAR HARBOR HOSPITAL			2	100%	2
CROWN MEDICAL PC		2			2
PEACHTREE IMMEDIATE CARE - GRIFFIN			2	100%	2
The Grand Rehabilitation & Nursing Utica		2			2
PTC LABORATORIES			2	100%	2
PROFESSIONAL DIALYSIS CENTER			2	100%	2
VENETIAN GARDENS		2			2
Glenburn Home		2			2
GEAUGA REGIONAL HOSPITAL		2			2
CVS OH3481POCT MARYSVILLE		2			2
ST. ELIZABETH HEALTHCARE			2	100%	2
BFT LAB			2	100%	2
BAPTIST HEALTH MEDICAL PLAZA			2	100%	2
FLORIDA PRIMARY CARE CENTER PA		2			2
EXCUSED ABSENCE PLLC		2			2
CENTRAL FLORIDA FAMILY HEALTH CENTER		2			2
PROSPECT URGENT CARE			2	100%	2
WARE EXPRESS CARE			2	100%	2
ONslow COUNTY HEALTH DEPARTMENT			2	100%	2
PIEDMONT MOUNTAINside HOSPITAL LABORAT		2			2
ASSOCIATES IN INTERNAL MEDICINE PA			2	100%	2
Kroger 647 - The Little Clinic Newnan Crossings		1	1	50%	2
MANISTEE COUNTY MEDICAL CARE FACILITY		2			2
DELAWARE VETERANS HOME		2			2
ST ANTHONY COMMUNITY HOSPITAL LAB		1	1	50%	2
CQUENTIA NGS, LLC			2	100%	2
KETTERING MEDICAL CENTER			2	100%	2
HERITAGE VILLAGE REHAB & SKILLED NURSI		2			2
MEMORIAL HOSPITAL WEST			2	100%	2
Kroger 400 - The Little Clinic Hartley Bridge Rd		1	1	50%	2
RAPID MEDLAB (002MO)		2			2
BEREA URGENT CARE			2	100%	2
JENNIE STUART MEDICAL CENTER			2	100%	2
CLINICAL REFERENCE LABORATORY, INC		2			2
Bedford Care Center of Hattiesburg		2			2
CRESTVIEW CLINICAL LABORATORY			2	100%	2
BAPTIST MEDICAL CENTER			2	100%	2
PEACE RIVER MEDICAL CENTER		2			2
GSM OCED Subsection			2	100%	2
Crestview Rehabilitation & Skilled Nursing Services		2			2
BROOKDALE PALM BEACH GARDENS			2	100%	2
CHRISTUS SPOHN HOSPITAL			2	100%	2
Bethel Lutheran Home		2			2
URGENT CARE 24/7 TAMPA			2	100%	2
WE CARE HOME HEALTH SOLUTIONS LLC			2	100%	2
MANSFIELD MEDICAL LODGE			2	100%	2

# COVID-19: testing by laboratory

Data through Jun 1, 2021 verified as of Jun 2, 2021 at 09:25 AM

Data in this report are provisional and subject to change.

The numbers in the table below represent the number of Florida and non-Florida residents for whom test results were received by the Department of Health. A person can be tested by more than one laboratory and can have both positive and negative results. **Therefore, the sum of the numbers in each column will be larger than the total number of people tested.**

Reporting lab	Inconclusive	Negative	Positive	Percent positive	Total
MINUTECLINIC MINUTECLINIC #4978		1	1	50%	2
Kroger 096 - The Little Clinic Orchard and Holly		2			2
REHAB SOUTH FLORIDA LLC			2	100%	2
OSF SAINT FRANCIS MEDICAL CENTER LABORATORY			2	100%	2
ABSOLUTE CAREGIVERS HOME HEALTH AGENCY INC			2	100%	2
EXPRESS CARE WALK-IN CLINIC			2	100%	2
CITRUS DERMATOLOGY			2	100%	2
DURAND SENIOR CARE & REHAB CENTER		2			2
PEACEHEALTH CENTRAL		2			2
PHOEBE BERKS HEALTH CARE CENTER		2			2
WEAKLEY COUNTY REHAB AND NURSING CENTER		2			2
DISPATCH HEALTH - TEXAS, PA			2	100%	2
NEMOURS CHILDREN'S PRIMARY CARE OF VERO BEACH			2	100%	2
Buena Vista Care Center		2			2
Walgreens #9890		2			2
BLOSSOMS ASSISTED LIVING 1 LLC			2	100%	2
METHODIST SPECIALTY CARE CENTER		2			2
ABBAY REHABILITATION AND NURSING CENTER		2			2
St. Luke's Care Center		2			2
ADVANCED MEDICAL CARE			2	100%	2
MINERS COLFAX MEDICAL CENTER		2			2
GOLDSTEIN			2	100%	2
SCHEURER HOSPITAL		2			2
HCR MANOR CARE SERVICES OF FLORIDA III INC		2			2
Timber Ridge Health Care Center			2	100%	2
STATCARE URGENT AND WALK-IN			2	100%	2
FLORIDA SCHOOL FOR THE DEAF & BLIND			2	100%	2
AMERICAN FAMILY CARE URGENT CARE		1	1	50%	2
Absolut Care of Gasport		2			2
COOPER CLINIC			2	100%	2
UMHC HOLLYWOOD LABORATORY			2	100%	2
US LABS		2			2
CRAWFORD COUNTY CARE CENTER		2			2
TWIN LAKES REHAB & HEALTHCARE		2			2
RENOWN REGIONAL MEDICAL CENTER			2	100%	2
POPLAR HEALTHCARE			2	100%	2
St. Cloud VA Health Care System		2			2
SUNSHINE PHARMACY		2			2
CVS TX4794POCT ARLINGTON		2			2
Ozark Health and Rehabilitation, LLC		2			2
UHEALTH CARDIOLOGY			2	100%	2
MICARE CLINC			2	100%	2
PM PEDIATRICS OF BAYSIDE, PLLC - RIVE		2			2
FLORIDA MEDICAL CLINIC RADIOLOGY DALE MABRY		2			2
PIEDMONT URGENT CARE - CONYERS		2			2
Kroger 596 - The Little Clinic Brentwood		2			2
PIEDMONT WALTON HOSPITAL		2			2

# COVID-19: testing by laboratory

Data through Jun 1, 2021 verified as of Jun 2, 2021 at 09:25 AM

Data in this report are provisional and subject to change.

The numbers in the table below represent the number of Florida and non-Florida residents for whom test results were received by the Department of Health. A person can be tested by more than one laboratory and can have both positive and negative results. **Therefore, the sum of the numbers in each column will be larger than the total number of people tested.**

Reporting lab	Inconclusive	Negative	Positive	Percent positive	Total
PATIENT FIRST - SICKLERVILLE		1	1	50%	2
Kroger 853 - The Little Clinic East Broad Street		2			2
GENETIC ASSAYS INC			2	100%	2
FLORIDA DEPARTMENT OF HEALTH IN ESCAMBIA COUNTY		1	1	50%	2
ROBERTS WESLEYAN COLLEGE HEALTH CENTE		2			2
CVS M08581POCT BLUE SPRINGS		1	1	50%	2
NEW YORK UNIVERSITY MEDICAL CENTER			2	100%	2
HOLY FAMILY MEDICAL CENTER		1	1	50%	2
COASTAL MEDICAL LAB			2	100%	2
UNIVERSITY OF VERMONT MEDICAL CENTER			2	100%	2
Robert J Dole VAMC		2			2
BELLIN HOSPITAL			2	100%	2
URGENT CARE OF COASTAL GEORGIA			2	100%	2
HUMILITY OF MARY HEALTH PARTNERS			2	100%	2
MEDEXPRESS URGENT CARE - SPRINGFIELD, COOLEY ST		2			2
Piney Grove Nursing and Rehabilitation Center		2			2
EXPRESS PHARMACY INC		1	1	50%	2
CVS MA7140POCT WESTPORT		2			2
AMERIHEALTH QUICK CARE		2			2
STITCHES ACUTE CARE CENTER OF CHEYENNE			2	100%	2
HENRY FORD WEST BLOOMFIELD HOSPITAL			2	100%	2
Cedar Valley Nursing & Rehab Center		2			2
FLORIDA JOINT & SPINE INSTITUTE PA		2			2
MAGNOLIA ADULT, LLC			2	100%	2
LAREDO EMERGENCY ROOM			2	100%	2
CARINGPLUS HOMECARE LLC		1	1	50%	2
VA Outpatient Dental Facility		1	1	50%	2
WELLSTREET-SNELLVILLE		2			2
GARNET HEALTH DOCTORS		2			2
EUROFINS CENTRAL LABORATORY, LLC		2			2
CARE 365			2	100%	2
WillowBrooke Court at Westminster Village		2			2
EXCELTOX LABORATORIES LLC		2			2
UF KANAPAHA LAB BEAKER		2			2
Walgreens #9278		2			2
SCIENTIFIC LABORATORY COMPANY		2			2
87TH MEDICAL GROUP – MCGUIRE AMBULATORY CARE FACILITY		2			2
CARE NOW DENTON			2	100%	2
FIRSTCHOICE FAMILY CARE, PLLC		2			2
ALL CHILDRENS PEDIATRIC CLINIC			2	100%	2
MEDEXPRESS URGENT CARE - CONWAY		2			2
MEDEXPRESS URGENT CARE - RUSSELLVILLE, W MAIN ST		2			2
CHNJ		2			2
BEAUREGARD HEALTH SYSTEM			2	100%	2
ACKERMAN CANCER CENTER		2			2
PUBLIX PHARMACY #1092		2			2
GERM BUSTERS 911 LLC			2	100%	2

# COVID-19: testing by laboratory

Data through Jun 1, 2021 verified as of Jun 2, 2021 at 09:25 AM

Data in this report are provisional and subject to change.

The numbers in the table below represent the number of Florida and non-Florida residents for whom test results were received by the Department of Health. A person can be tested by more than one laboratory and can have both positive and negative results. **Therefore, the sum of the numbers in each column will be larger than the total number of people tested.**

Reporting lab	Inconclusive	Negative	Positive	Percent positive	Total
ACCESS MEDICAL GROUP OF FLORIDA CITY			2	100%	2
Stillwater Healthcare		2			2
SOLDIERS' HOME OF HOLYOKE		2			2
Clearwater of Cascadia		1	1	50%	2
ManorCare Health Services-Monroeville		2			2
THE HOSPITAL OF PROVIDENCE EMERGENCY ROOM			2	100%	2
MEDICAL ARTS LABORATORY			2	100%	2
MARCO ISLAND HOSPITAL INC D/B/A		1	1	50%	2
AVERA MEDICAL GROUP			2	100%	2
CIGNA GATEWAY			2	100%	2
CLARKSVILLE HEALTH SYSTEM			2	100%	2
SUMMIT URGENT CARE PS			2	100%	2
WASHINGTONVILLE PHARMACY INC		2			2
PALM BEACH DIABETES & ENDOCRINE SPECIALISTS PA			2	100%	2
ADVENTHEALTH EAST ORLANDO EMPLOYEE CLINIC		2			2
First Care Living Center/Essentia Health			2	100%	2
OUR LOVING HANDS COMPANION SERVICE LLC		2			2
Kroger 518 - The Little Clinic Hermitage		2			2
BERNHARDT LABORATORIES INC			2	100%	2
CVS NE8626POCT LINCOLN		2			2
ONTARIO COUNTY PUBLIC HEALTH		2			2
METHODIST MANSFIELD MEDICAL CENTER			2	100%	2
BARDMOOR EMERGENCY CARE CENTER			2	100%	2
ALL PEDIATRIC CARE PA			2	100%	2
LILY PHARMACY		2			2
GULF COAST REGIONAL MEDICAL CARE		2			2
UNIVERSITY OF MIAMI MEDICINE CLINIC DRI			2	100%	2
ALBANNA PEDIATRICS CENTER			2	100%	2
INTERNAL MEDICINE SPECIALISTS MEDICAL GROUP, PA		2			2
LACORP		1	1	50%	2
ADVAGENIX			2	100%	2
NORTHSIDE FAMILY MEDICINE AND URGENT CARE (EAST COBB)		2			2
The Laurels of Hendersonville		2			2
HEALTH PARTNERS REGIONAL HOSPITAL			2	100%	2
The Friendly Home		2			2
LUTHERAN HOSPITAL OF INDIANA			2	100%	2
CVS IN6611POCT INDIANAPOLIS		1	1	50%	2
LEE PHYSICIAN GROUP FAMILY MEDICINE AT BABCOCK		2			2
Church Creek SNF			2	100%	2
VAULT HEALTH			2	100%	2
NEW YORK PSYCHIATRIC INSTITUTE		2			2
VALUE DRUGS BRONXVILLE INC		2			2
WATERBURY HOSPITAL REFERENCE LAB			2	100%	2
PLASMA MED RESEARCH DBA		2			2
Royal C Johnson VA Memorial Hospital		2			2
Lake Charles Healthcare LLC dba Landmark Lake Charles			2	100%	2
UNIVERSITY OF MISSOURI HEALTH CARE			2	100%	2

# COVID-19: testing by laboratory

Data through Jun 1, 2021 verified as of Jun 2, 2021 at 09:25 AM

Data in this report are provisional and subject to change.

The numbers in the table below represent the number of Florida and non-Florida residents for whom test results were received by the Department of Health. A person can be tested by more than one laboratory and can have both positive and negative results. **Therefore, the sum of the numbers in each column will be larger than the total number of people tested.**

Reporting lab	Inconclusive	Negative	Positive	Percent positive	Total
CEDARS-SINAI MEDICAL CENTER			2	100%	2
GENVIEW DIAGNOSIS INC			2	100%	2
CENTRAL JERSEY URGENT CARE OF GREEN BR		2			2
BLANCHARD VALLEY HOSPITAL LABORATORY			2	100%	2
MED-LAKE LABORATORY, LLC			2	100%	2
SHADY GROVE ADVENTIST HOSPITAL			2	100%	2
NORTH OKALOOSA PHYSICIAN GRP - WALK IN CLINIC			2	100%	2
URGENTMED PLANTATION			2	100%	2
CVS NC6633POCT FAYETTEVILLE		2			2
FHPG SURGICAL ASSOCIATES OF EAST PASCO			2	100%	2
MADISON HOSPITAL LABORATORY			2	100%	2
TRINITAS REGIONAL MEDICAL CENTER		1	1	50%	2
OELWEIN HEALTH CARE CENTER		2			2
GOUVERNEUR HOSPITAL LABORATORY		2			2
HOPE HEALTH & WELLNESS		2			2
Coos County Nursing Home		2			2
BOSTON PUBLIC HEALTH COMMISSION			2	100%	2
VILLAGES HEALTH SYSTEM, LLC, THE			2	100%	2
POMERENE HOSPITAL			2	100%	2
UTMB PATHOLOGY CLINICAL SERVICES LABORATORY			2	100%	2
CAROLINAS PHYSICIAN NETWORK			2	100%	2
WESTMINSTER SUNCOAST			2	100%	2
PORT ST JOHN DERMATOLOGY		2			2
CHILDREN PHYSICIANS GROUP			2	100%	2
EXPERTUS LABORATORIES, INC.			2	100%	2
REDMOND REGIONAL MEDICAL CENTER		1	1	50%	2
A G RHODES HOME AT WESLEY WOODS		2			2
WILCOX MEDICAL CENTER-ALMA COLLEGE		2			2
Advanced Rehabilitation and Healthcare of Wichita Falls		2			2
COLUMBIA COTTAGE		2			2
CHIPLEY DIALYSIS			2	100%	2
SPECIALTY LABORATORIES			2	100%	2
MISSION HOSPITAL REGIONAL MEDICAL CENTER			2	100%	2
OPTUMSERVE HEALTH SERVICES INDIANA			2	100%	2
AMEDISYS HOME HEALTH OF GREENVILLE			2	100%	2
CVS AZ3749POCT GOODYEAR		2			2
MC MEDICAL			2	100%	2
MERCY MEDICAL CENTER INC		1	1	50%	2
Kroger 356 - The Little Clinic Middletown		2			2
MINUTE CLINIC DIAGNOSTICS OF IN, LLC #6252		2			2
SIMON MED IMAGING - OCOEE II		2			2
EMORY DECATUR HOSPITAL - EMORY MEDICAL		2			2
PM PEDIATRICS OF SELDEN, PLLC		2			2
MEDEXPRESS URGENT CARE - WICHITA, N MAIZE RD		1	1	50%	2
DOCTOR'S IN-HOUSE LAB/COMMUNITY HEALTH CENTERS OF PINELLAS – JOHNNIE R			2	100%	2
AYASS BIOSCIENCE LLC			2	100%	2
SHORE MEDICAL CENTER		2			2



# COVID-19: testing by laboratory

Data through Jun 1, 2021 verified as of Jun 2, 2021 at 09:25 AM

Data in this report are provisional and subject to change.

The numbers in the table below represent the number of Florida and non-Florida residents for whom test results were received by the Department of Health. A person can be tested by more than one laboratory and can have both positive and negative results. **Therefore, the sum of the numbers in each column will be larger than the total number of people tested.**

Reporting lab	Inconclusive	Negative	Positive	Percent positive	Total
CPL INC/BSSC PATHOLOGY		2			2
BENEVA LAKES ASSISTED LIVING CENTER			2	100%	2
WELLNESS MEDICAL CLINIC			2	100%	2
LOURDES-NOREEN MCKEEN RESIDENCE□			2	100%	2
Arbors at Gallipolis		2			2
EVANS FAMILY CARE PA			2	100%	2
WARD MEMORIAL HOSPITAL		2			2
HOLY TRINITY PHARMACY LLC		2			2
SUMMERFIELD RETIREMENT LIVING, INC			2	100%	2
MEDISURE DBA MY WELLNESS EXPRESS			2	100%	2
CIRRUS DX			2	100%	2
Mary Anna Nursing Home		2			2
TANNER MEDICAL CENTER VILLA RICA		2			2
ST JOSEPHS CHILDRENS HOSPITAL PEDI TRANSPORT			2	100%	2
Aston Park Health Care Facility		2			2
Hartwell Health and Rehabilitation		2			2
NYU LANGONE HUNTINGTON MEDICAL GROUP		2			2
CROSSROADS			2	100%	2
HAWKEYE CARE CENTER DUBUQUE		2			2
Kroger 407 - The Little Clinic Lexington		1	1	50%	2
NEXTCARE DOBSON			2	100%	2
SPECTRA EAST INC		1	1	50%	2
MEDEXPRESS URGENT CARE - BROOKHAVEN		2			2
Premier Estates of Dublin, LLC		2			2
Virginia Gay Nursing and Rehab		2			2
TRINITY DIALYSIS			2	100%	2
NORTHEAST GEORGIA HEALTH SYSTEM			2	100%	2
LABRADOR PRIMARY CARE CENTER			2	100%	2
KOOTENAI HEALTH MAIN LABORATORY		2			2
WHITESANDS OUTPATIENT TREATMENT		2			2
PATIENT FIRST MEDICAL CENTER-CARYTOWN			2	100%	2
HEALTH CARPENTER PLLC		2			2
HEALTH NETWORK LAB			2	100%	2
MEDCARE		2			2
RAINY LAKE MEDICAL CENTER			2	100%	2
PIEDMONT ATHENS REGIONAL HOSPITAL LAB			2	100%	2
WELLSTREET - SADDLEBROOK		2			2
HMH HOSPITALS CORPORATION		2			2
CAROLINA BAY HEALTHCARE CTR OF WILMING		2			2
AEGIS MEDICAL GROUP LLC			2	100%	2
BERKSHIRE MEDICAL CENTER			2	100%	2
BROOKS -TLC HOSPITAL SYSTEM			2	100%	2
MOBILE COUNTY HEALTH DEPARTMENT		1	1	50%	2
FRESENIUS KIDNEY CARE SOUTH ST PETERSBURG			2	100%	2
PHYSICIANS LABORATORY SERVICES			2	100%	2
Luther Acres Manor		2			2
MEASE MANOR MEMORY CARE		2			2

# COVID-19: testing by laboratory

Data through Jun 1, 2021 verified as of Jun 2, 2021 at 09:25 AM

Data in this report are provisional and subject to change.

The numbers in the table below represent the number of Florida and non-Florida residents for whom test results were received by the Department of Health. A person can be tested by more than one laboratory and can have both positive and negative results. **Therefore, the sum of the numbers in each column will be larger than the total number of people tested.**

Reporting lab	Inconclusive	Negative	Positive	Percent positive	Total
EXPRESSCARE OF WESTMINSTER			2	100%	2
Beth Sholom Home of Eastern Virginia		1	1	50%	2
Kroger 762 - The Little Clinic Clarksville		2			2
BETHESDA HOSPITAL			2	100%	2
RM LAB LLC DBA EXPRESS LAB		2			2
PULMONARY MEDICINE		2			2
Walgreens #7156			2	100%	2
NEMOURS CHILDRENS PRIMARY CARE CLERMONT			2	100%	2
ATHENA CARE RESOURCES LLC		2			2
INA		1	1	50%	2
HERITAGE CARE AND REHABILITATION CENTE		2			2
Kingston of Miamisburg		2			2
INNOVATIVE CARE II LLC			2	100%	2
CHAPPEL GROUP RESEARCH, THE		2			2
WITHHEALTH, INC		2			2
MEDICAL WEST FREE STANDING ER		2			2
COMPLETE HEALTH MEDICAL CENTER			2	100%	2
Wetumpka Health and Rehab, LLC		2			2
LINIL VISITING NURSES, INC		2			2
UPSON REGIONAL MEDICAL CENTER		1	1	50%	2
ADVENT HEALTH CENTRAL TEXAS		1	1	50%	2
WURLAND NURSING AND REHABILITATION, L		2			2
SIGNATURE CARE LEWISVILLE-EMERGENCY CENTER		1	1	50%	2
BIOHEALTH MEDICAL LAB INC			2	100%	2
MOBILE MEDICAL UNIT- SAINT JOSEPH REG		2			2
LAKE SUCCESS EXTENDED CARE		2			2
LOUIS A JOHNSON VAMC		2			2
BAPTIST HEALTH PRIMARY CARE AT DORAL			2	100%	2
Absolut Care at Three Rivers		2			2
KJ MEDICAL PRACTICE PC		2			2
WEST HOUSTON MEDICAL CENTER			2	100%	2
UNM HOSPITAL		2			2
GRAND VIEW HOSPITAL			2	100%	2
MEDEXPRESS-DOVER		2			2
Kroger 687 - The Little Clinic Sugar Hill		1	1	50%	2
HEALTH NETWORK			2	100%	2
MEDEXPRESS URGENT CARE - LINCOLN		2			2
DMC UNIVERSITY LABORATORIES		1	1	50%	2
GILA REGIONAL MEDICAL CENTER		2			2
DEL SOL MEDICAL CENTER			2	100%	2
PREMIER FAMILY CARE I, INC			2	100%	2
DALLAS BAPTIST UNIVERSITY - HEALTH SERVICES			2	100%	2
SOUTHERN OHIO MEDICAL CENTER			2	100%	2
OAKMONT EAST- GREENVILLE SC, LLC		2			2
NEMOURS CHILDREN'S PRIMARY CARE THE VILLAGES		2			2
THE EDGEWATER AND WATERMAN VILLAGE			2	100%	2
MAYO CLINIC GROUP PRACTICE LABORATORY			2	100%	2

# COVID-19: testing by laboratory

Data through Jun 1, 2021 verified as of Jun 2, 2021 at 09:25 AM

Data in this report are provisional and subject to change.

The numbers in the table below represent the number of Florida and non-Florida residents for whom test results were received by the Department of Health. A person can be tested by more than one laboratory and can have both positive and negative results. **Therefore, the sum of the numbers in each column will be larger than the total number of people tested.**

Reporting lab	Inconclusive	Negative	Positive	Percent positive	Total
PEDIATRIC HEALTH CARE		1	1	50%	2
OUR LADY OF THE LAKE REGIONAL MEDICAL CENTER			2	100%	2
FORT MYERS NORTH DIALYSIS		1	1	50%	2
Warren Center for Rehabilitation and Nursing		2			2
CLEMENT J ZABLOCKI VAMC		2			2
FALCON HEALTH CENTER			2	100%	2
PEDIATRIC ASSOCIATES OF JULINGTON CREEK			2	100%	2
OAKBRIDGE TERRACE AT SAE			2	100%	2
BAYLOR SCOTT & WHITE ALL SAINTS MEDICAL CENTER FT			2	100%	2
HARTFORD HEALTH CARE & REHABILITATION			2	100%	2
UNIVERSITY COMMUNITY HEALTH SERVICES		1	1	50%	2
Chesapeake Shores - Signature HealthCare LLC		2			2
SALEM VAMC		2			2
MATHER HOSPITAL			2	100%	2
OXLEY PARK HEALTH & REHAB		2			2
PRIMACARE MEDICAL LAKEWOOD			2	100%	2
UT PATH			2	100%	2
RAPID RESULT CORP LLC		1	1	50%	2
SCDHEC BUREAU OF LABORATORIES			2	100%	2
SOUTHEASTERN INSTITUTE OF RESTORATIVE MEDICINE		1	1	50%	2
ABSOLUTE QUICK CARE		1	1	50%	2
HIGHLAND PARK LAKEWOOD PRESTON HOLLOW			2	100%	2
INTEAM HEALTH, INC.			2	100%	2
MILFORD REGIONAL HOSPITAL			2	100%	2
PHYSICIANS ASSOCIATES PA			2	100%	2
PHYSICIANS PREMIER			2	100%	2
UNIVERSITY OF MIAMI SCCC RESEARCH LABORATORY			2	100%	2
ADVENTIST HINSDALE HOSPITAL LABORATORY			2	100%	2
SWEETWATER NURSING CENTER		2			2
RAPID URGENT CARE INC		2			2
BAPTIST HEALTH LEXINGTON			2	100%	2
BIRMINGHAM INTERNAL MEDICINE ASSOCIATE		1	1	50%	2
Walgreens #5124		2			2
MAINE CENTER FOR DISEASE CONTROL AND PREVENTION			2	100%	2
ABRAKIDABRA PEDIATRIC CLINIC LLC			2	100%	2
MAYO CLINIC COUMADIN CLINIC LABORATORY		1	1	50%	2
RIVER CITY MEDICAL ASSOCIATES, INC			2	100%	2
CAREATC - PALM HARBOR		1	1	50%	2
JERSEY IRISH MEDICAL (DBA AFC URGENT CARE)		2			2
Holiday Retirement Home			2	100%	2
REELFOOT FAMILY WALK IN CLINIC - TIPT		2			2
PREVENTIVE HEALTH PARTNERS I L S C		2			2
BOCA RATON REGIONAL HOSPITAL INC			2	100%	2
ST PETERSBURG GENERAL HOSPITAL LABORATORY			2	100%	2
SHEPHERD CENTER CLINICAL LABORATORY		2			2
WELLSTAR SPALDING REGIONAL MEDICAL CENTER		2			2
HEALTH & REHAB CTR AT DOLPHINS VIEW, THE			2	100%	2

# COVID-19: testing by laboratory

Data through Jun 1, 2021 verified as of Jun 2, 2021 at 09:25 AM

Data in this report are provisional and subject to change.

The numbers in the table below represent the number of Florida and non-Florida residents for whom test results were received by the Department of Health. A person can be tested by more than one laboratory and can have both positive and negative results. **Therefore, the sum of the numbers in each column will be larger than the total number of people tested.**

Reporting lab	Inconclusive	Negative	Positive	Percent positive	Total
MEDEXPRESS URGENT CARE-MT PLEASANT		1	1	50%	2
CAPE FEAR VALLEY MEDICAL CENTER			2	100%	2
Iliuliuk Family Health Services		2			2
DALLAS MEDICAL CENTER			2	100%	2
SIMEDHEALTH CHIEFLAND DRAW STATION		1	1	50%	2
BRENTWOOD AT FORE RANCH			2	100%	2
ALBUQUERQUE - AMG SPECIALTY HOSPITAL		2			2
CVS OH4327POCT PAINESVILLE		2			2
Guilford Health Care Center		2			2
Kroger 409 - The Little Clinic Hebron Marketplace		1	1	50%	2
BRADENTON DIALYSIS			2	100%	2
FL DEPT OF HEALTH MARION COUNTY MOBILE HEALTH UNIT			2	100%	2
MEMORIAL SATILLA HEALTH			2	100%	2
DUBOIS CONTINUUM OF CARE COMMUNITY INC		2			2
FIRST CARE WALK IN CLINIC LLC			2	100%	2
ELMHURST MEMORIAL HOSPITAL			2	100%	2
FLOYD MEDICAL CENTER/CLINICAL LAB		1	1	50%	2
DNA DIAGNOSTICS CENTER		2			2
MIAMI DADE MEDICAL RESEARCH INSTITUTE			2	100%	2
Kroger 426 - The Little Clinic Suwanee		2			2
HOWELL BRANCH COURT		1	1	50%	2
PANCARE HEALTH - SNEADS ELEMENTARY			2	100%	2
FLORIDA SOUTHERN COLLEGE		1	1	50%	2
CLEVELAND CLINIC IMAGING			2	100%	2
LAWRENCE GENERAL HOSPITAL			2	100%	2
AHSC ADVENTHEALTH WELL 65 PLUS		2			2
Sanctuary Health Wadsworth		2			2
GOSHEN HOSPITAL			2	100%	2
Beecher Manor Nursing and Rehabilitation Center		2			2
BAPTIST HEALTHCARE - LAKEVIEW CENTER INC		2			2
Edinboro Manor		2			2
URGENT CARE AND SURGERY CENTER			2	100%	2
MEDPOST OF MEMPHIS TN			2	100%	2
CVS LA1116POCT BATON ROUGE		1	1	50%	2
WELL HEALTH LABS			2	100%	2
PALM CITY NURSING AND REHAB CENTER			2	100%	2
EASTERN NIAGARA HOSPITAL		2			2
SIMPLY HEALTHCARE AND WELLNESS CLINIC, PC			2	100%	2
BAPTIST HOSPITAL INTERNAL MEDICINE GULF BREEZE			2	100%	2
WyndRidge Health & Rehabilitation		2			2
SUMTER COUNTY DETENTION CENTER			2	100%	2
TLC MEDICAL			2	100%	2
SUMMIT URGENT CARE - MARIETTA		2			2
Sanford Health & Rehabilitation			2	100%	2
CLEAR CHOICE MD URGENT CARE			2	100%	2
RAPID MD			2	100%	2
MARTINSBURG VAMC		2			2

# COVID-19: testing by laboratory

Data through Jun 1, 2021 verified as of Jun 2, 2021 at 09:25 AM

Data in this report are provisional and subject to change.

The numbers in the table below represent the number of Florida and non-Florida residents for whom test results were received by the Department of Health. A person can be tested by more than one laboratory and can have both positive and negative results. **Therefore, the sum of the numbers in each column will be larger than the total number of people tested.**

Reporting lab	Inconclusive	Negative	Positive	Percent positive	Total
KIVA AT MOUNT DORA			2	100%	2
Sevierville Health and Rehabilitation		2			2
ORCHARD LABORATORIES			2	100%	2
MERCY CONVENIENT CARE			2	100%	2
SENDER RETREAT ADULT DAY CARE CENTERS			2	100%	2
Parkwood in the Pines		2			2
LIFESPAN HEALTH - SELMER		2			2
SANTA ROSA COUNTY HEALTH DEPARTMENT			2	100%	2
ADVANCED BIOMEDICAL INC			2	100%	2
VA Boston HCS-Brockton Division		2			2
MERCY HEALTH LAB		1	1	50%	2
Kroger 130 - The Little Clinic Colorado Springs		2			2
BAYSHORE MEDICAL CENTER			2	100%	2
DELMAR GARDENS OF O'FALLON		2			2
LIFT HEALTH		2			2
SHELL POINT HOME HEALTH			2	100%	2
WALKONCLINIC			2	100%	2
VA CBOC			2	100%	2
LOWELL GENERAL HOSPITAL			2	100%	2
NEMOURS CHILDRENS HORIZON WEST			2	100%	2
WALGREENS MARATHON		1	1	50%	2
Kroger 477 - The Little Clinic Fort Mitchell		2			2
SIOUX FALLS STORM		2			2
CVS TN5694POCT SODDY DAISY		2			2
Mount Olivet Careview Home		2			2
WALGREENS - 10856		2			2
VA Greater LA HCS-Santa Maria OPC			2	100%	2
OHIOHEALTH URGENT CARE			2	100%	2
CITRUS PARK			2	100%	2
Cortland Acres Association		2			2
MEDEXPRESS URGENT CARE - MARTINSVILLE		2			2
OSF ST JOSEPH MEDICAL CENTER			2	100%	2
RICHICHI FAMILY HEALTH			2	100%	2
Mountainview Nursing Home		2			2
TENNESSEE DEPARTMENT OF HEALTH (TDH) - REGIONAL LABORATORY			2	100%	2
Mayaguez Outpatient Clinic		2			2
STATE OF FLORIDA			2	100%	2
ATLAS GENOMICS			2	100%	2
LIFELINK FOUNDATION INC D/B/A			2	100%	2
BLUEWATER TOXICOLOGY			2	100%	2
Parkview Care and Rehabilitation Center		2			2
BLACKBAG DIGITAL HEALTH LLC		2			2
SOMA MEDICAL CENTER PA #2			2	100%	2
LABCORP OF AMERICA HOLDINGS		1	1	50%	2
ST MARY MEDICAL CENTER			2	100%	2
DIAGNOSTIC AFFILIATES			2	100%	2
ST. JOSEPH REGIONAL MEDICAL CENTER			2	100%	2



# COVID-19: testing by laboratory

Data through Jun 1, 2021 verified as of Jun 2, 2021 at 09:25 AM

Data in this report are provisional and subject to change.

The numbers in the table below represent the number of Florida and non-Florida residents for whom test results were received by the Department of Health. A person can be tested by more than one laboratory and can have both positive and negative results. **Therefore, the sum of the numbers in each column will be larger than the total number of people tested.**

Reporting lab	Inconclusive	Negative	Positive	Percent positive	Total
STUART SURGERY CENTER, LLC			2	100%	2
CVS MA1877POCT NORTON		2			2
CVS TX7431POCT ROWLETT		2			2
UT AUSTIN UNIVERSITY HEALTH SERVICES			2	100%	2
REGIONAL MEDICAL LABORATORY			2	100%	2
MEDEXPRESS URGENT CARE - OMAHA N 72 ST		2			2
SYLVAN NURSING			2	100%	2
MEDEXPRESS URGENT CARE - MYLAN			2	100%	2
CHILDRENS HEALTHCARE OF ATLANTA AT SCOTTISH RITE		2			2
Great Lakes Health Center			2	100%	2
MIDWAY UNIVERSITY STUDENT HEALTH CLINIC		2			2
RIDGEFIELD PEDIATRIC ASSOCIATES		2			2
RHODE ISLAND DEPARTMENT OF HEALTH LABORATORIES			2	100%	2
JASPER MEMORIAL HOSPITAL		1	1	50%	2
HEAD 2 TOE PEDIATRICS, PLLC		1	1	50%	2
DR JAMES D FORBES FAMILY CARE CENTER			2	100%	2
PUBLIX PHARMACY #1488		2			2
BAPTIST HOSPITAL LABORATORY			2	100%	2
MEDICAL ASSOCIATES OF BREVARD DR S VYAS			2	100%	2
KEATING SPORTS CENTER		2			2
BAYLOR COLLEGE OF MEDICINE			2	100%	2
WALGREENS #10495		2			2
LAKEVIEW HEALTH CARE SYSTEM LLC			2	100%	2
TRUE HEALTH INC			2	100%	2
PRIMARY CARE SERVICES AT WESTMINSTER V		2			2
Kroger 519 - The Little Clinic Georgesville Square		2			2
EXPRESS CARE OF LEESBURG			2	100%	2
CVS AZ9277POCT TUCSON		2			2
Kroger 020 - The Little Clinic Wheat Ridge		2			2
SAWGRASS PEDIATRIC PARTNERS LLC			2	100%	2
FLORIDA MEDICAL CLINIC IM LUTz			2	100%	2
HPH HOME CARE		1	1	50%	2
BUFFALO CROSSINGS HEALTHCARE AND REHABILITATION CENTER			2	100%	2
JULIE STAATS DO		2			2
MD NOW URGENT CARE CENTER INC.			2	100%	2
Tuscola County Medical Care Community		2			2
REHOBOTH MCKINLEY CHRISTIAN HOSPITAL		2			2
KANSAS CITY VA MEDICAL CENTER			2	100%	2
MORGAN STANELY HEALTH CENTER		2			2
ROYAL PALM PEDIATRICS			2	100%	2
WillowBrooke Court at Southampton Estates		2			2
NOSE AND SINUS INSTITUTE OF BOCA RATON		1	1	50%	2
DAYTONA BEACH CENTRA CARE			2	100%	2
PATIENT FIRST-BATTLEFIELD			2	100%	2
VA Central California HCS		2			2
SOUTHERN TENNESSEE MEDICAL CENTER			2	100%	2
HEALTH GROUP CENTER INC			2	100%	2

# COVID-19: testing by laboratory

Data through Jun 1, 2021 verified as of Jun 2, 2021 at 09:25 AM

Data in this report are provisional and subject to change.

The numbers in the table below represent the number of Florida and non-Florida residents for whom test results were received by the Department of Health. A person can be tested by more than one laboratory and can have both positive and negative results. **Therefore, the sum of the numbers in each column will be larger than the total number of people tested.**

Reporting lab	Inconclusive	Negative	Positive	Percent positive	Total
ROYAL OAK MEDICAL CENTER LLC DBA CHARACTER FAMILY			2	100%	2
JFK MEDICAL CENTER LABORATORY DEPT		2			2
MIDLAND MEMORIAL HOSPITAL			2	100%	2
FEDERAL CORRECTIONAL INSTITUTION MARIANNA			2	100%	2
CVS PA5447POCT NEWTOWN		2			2
PIEDMONT URGENTCARE BY WELLSTREET		2			2
THE WINDSOR ORTEGA		2			2
ARLINGTON DIALYSIS CENTER LLC		2			2
SHELBYVILLE HOSPITAL COMPANY		2			2
TALLAHASSEE MEMORIAL HEALTHCARE FAMILY MED RESIDENCY			2	100%	2
INTEGRATED REGIONAL LABS			2	100%	2
PRIMARY CARE SERVICES AT EDGEWATER		2			2
PARK CITY HOSPITAL - RESPIRATORY CARE SERVICES			2	100%	2
ROUTE 16 PHARMACY LLC DBA HOLLAND PHAR		2			2
ST VINCENT'S AMBULATORY CARE INC			2	100%	2
FLORIDA CLINICAL LABORATORY INC			2	100%	2
TENNESSEE VALLEY HCS			2	100%	2
AZALEA HEALTH AND REHABILITATION		2			2
Delaware Court Healthcare Center		2			2
KEY WEST HMA PHYSICIAN MANAGEMENT, LLC			2	100%	2
ST ANTHONY'S PINELLAS CARE CLINIC			2	100%	2
GOLISANO PEDIATRICS PORT CHARLOTTE HARBOR		2			2
FLORIDA COMMUNITY HEALTH CENTERS, INC.			2	100%	2
LAS PALMAS MEDICAL CENTER			2	100%	2
CARTER BLOOD CARE			2	100%	2
The Palms Nursing and Rehabilitation		1	1	50%	2
STUDENT HEALTH SERVICES			2	100%	2
CARTERSVILLE URGENT CARE		1	1	50%	2
The Suites at Western Home Communities		2			2
RENFREW CENTERS INC		2			2
MARQUIS CARE AT CENTENNIAL HILLS		2			2
UNIVERSTIY OF ILLINOIS HOSPITAL			2	100%	2
CARBON HEALTH			2	100%	2
SANFORD REGIONAL HOSPITAL WORTHINGTON		2			2
TRIDENT ANTI AGING LLC			2	100%	2
MEDEXPRESS URGENT CARE - ST CLAIR, CLOVER DR.		1	1	50%	2
Lynwood		2			2
SOUTH HILLSBOROUGH CBOC			2	100%	2
EDGEWATER RETIREMENT MANOR			2	100%	2
INTEGRITY CLINICAL RESEARCH CENTER INC		1	1	50%	2
SOUTHERN BREEZE HEALTHCARE		1	1	50%	2
Chatham Nursing and Rehab Center		2			2
MEMORIAL SLOAN KETTERING CANCER CENTER		1	1	50%	2
SIGNAL DIAGNOSTICS DBA FLOWHEALTH LABS			2	100%	2
TMH PHYSICIAN PARTNERS MONTICELLO		1	1	50%	2
JUPITER PEDIATRIC ASSOCIATES, PA		1	1	50%	2
SOWAL HEALTH & DRUG			2	100%	2

# COVID-19: testing by laboratory

Data through Jun 1, 2021 verified as of Jun 2, 2021 at 09:25 AM

Data in this report are provisional and subject to change.

The numbers in the table below represent the number of Florida and non-Florida residents for whom test results were received by the Department of Health. A person can be tested by more than one laboratory and can have both positive and negative results. **Therefore, the sum of the numbers in each column will be larger than the total number of people tested.**

Reporting lab	Inconclusive	Negative	Positive	Percent positive	Total
UNIVERSITY OF TEXAS AT EL PASO, THE			2	100%	2
Alden Des Plaines			2	100%	2
LIFEGUARD AMBULANCE SERVICES LLC, TEXAS- SAN			2	100%	2
SOUTH TAMPA AFTER HOURS CLINIC			2	100%	2
Kroger 672 - The Little Clinic Bill Kennedy & Glenwood		2			2
Greystone Nursing and Rehab, LLC			2	100%	2
Jacob's Creek Nursing and Rehabilitation Center		2			2
FLORIDA KEYS PED & ADOLES CTR			2	100%	2
INSPIRIT SENIOR LIVING			2	100%	2
VANAYER HEALTHCARE AND REHAB CENTER		2			2
FIRST CHOICE MEDICAL PC			2	100%	2
KAISER SUNNYSIDE MEDICAL CTR LAB		2			2
FHCP ASC - ORANGE CITY			2	100%	2
UNITED MEMORIAL		2			2
EVERYBODY'S FAMILY CLINIC		2			2
Friendship Manor Inc.		2			2
Colonial Manor Nursing and Rehabilitation Center		2			2
TULANE MEDICAL CENTER			2	100%	2
NORTH SHORE HEMATOLOGY-ONCOLOGY ASSOCIATES		2			2
ARCADIA DIALYSIS CENTER			2	100%	2
NEWTON MEMORIAL HOSPITAL		2			2
GRANDVIEW COLLEGE STUDENT HEALTH CENTE		2			2
COLLECTION SITES			2	100%	2
AHC Humboldt		2			2
ACORN ESTATES		2			2
UNM SANDOVAL REGIONAL MEDICAL CENTER		2			2
AMICUS MEDICAL CENTER LLC			2	100%	2
ROCKEFELLER UNIVERSITY CLINICAL GENOMICS LABORATOR		2			2
Walgreens #12427		1	1	50%	2
MIDWAY PRIMARY CARE LLC		2			2
INDIANA STATE DEPARTMENT OF HEALTH LAB			2	100%	2
HEALTHCARE NETWORK			2	100%	2
AL MANI HEALTH INSTUTUTE		2			2
DESERT HOSPITAL/CPHU CLINICAL LABORATORY			2	100%	2
PROVIDENCE MEDICAL GROUP SHERWOOD IMMEDIATE CARE		2			2
STAGES OF LIFE MEDICAL INSTITUTE			2	100%	2
Elba Nursing and Rehabilitation Center, LLC		2			2
FALMOUTH HOSPITAL		1	1	50%	2
BAYCARE OUTREACH LAB			2	100%	2
NEW YORK CITY DEPARTMENT OF HEALTH			2	100%	2
Oakview Nursing & Rehab		2			2
PRESTIGE EMERGENCY ROOM LLC			2	100%	2
Aurora CBOC			2	100%	2
CLEVELAND CLINIC FLORIDA LABORATORY			2	100%	2
MEDEXPRESS URGENT CARE - LINCOLN N 26T		2			2
MEDEXPRESS URGENT CARE -HOWELL US HWY		2			2
EXCEPTIONAL EMERGENCY CENTER - AMARILLO			2	100%	2

# COVID-19: testing by laboratory

Data through Jun 1, 2021 verified as of Jun 2, 2021 at 09:25 AM

Data in this report are provisional and subject to change.

The numbers in the table below represent the number of Florida and non-Florida residents for whom test results were received by the Department of Health. A person can be tested by more than one laboratory and can have both positive and negative results. **Therefore, the sum of the numbers in each column will be larger than the total number of people tested.**

Reporting lab	Inconclusive	Negative	Positive	Percent positive	Total
MCLAREN REGIONAL MEDICAL CENTER			2	100%	2
FAMILY URGENT CARE		2			2
YOUTH AND YOU, INC		2			2
RUST MEDICAL CENTER		2			2
UNIVERSITY OF BALTIMORE WASHINGTON MEDICAL CENTER			2	100%	2
DELRAY BEACH HEALTH CENTER			2	100%	2
CONWAY MEDICAL CENTER			2	100%	2
FLAGLER HOME CARE			2	100%	2
Bethany Manor		2			2
PHYSICIANS URGENT CARE PLLC		2			2
NINILCHIK COMMUNITY CLINIC		2			2
CORTLAND PARK REHABILITATION AND NURSING CENTER		1	1	50%	2
GALEN BAYLOR EXTENSION		2			2
CPL LABS			2	100%	2
CRUC CMCH-COVID-19		2			2
SOUTHERN SPRINGS HEALTH CARE		2			2
JACOBO N LAMA, MD PA		2			2
Alaska Regional Hospital		2			2
ATLANTIC DIAGNOSTICS			2	100%	2
MOORE CLINICAL RESEARCH INC			2	100%	2
GASTROENTEROLOGY ASSOCIATES			2	100%	2
ACCESS MEDICAL GROUP OF TAMPA II, INC		2			2
HOME ACCESS HEALTH			2	100%	2
A+ URGENT/PRIMARY CARE			2	100%	2
NORTHWEST MEDICAL CENTER LABORATORY		2			2
MAJESTIC GUARDIANS			2	100%	2
JUST BELIEVE RECOVERY CENTER			2	100%	2
MINUTECLINIC DIAGNOSTICS OF OKLAHOMA		2			2
WALGREENS #05018		2			2
SPECTRUM HEALTH			2	100%	2
VALLEY MEDICAL LABORATORY			2	100%	2
Northpoint Lexington Healthcare		1	1	50%	2
SUNNYSIDE MANOR		2			2
DIVERSE MEDICAL CARE LLC			2	100%	2
IDAHO BUREAU OF LABORATORIES		2			2
WILLOWBROOKE CT AT LIMA ESTATES		2			2
GOSHEN MEDICAL CENTER			2	100%	2
Walgreens #5065		2			2
CSS- TWELVE OAKS			2	100%	2
Iowa Veterans Home		2			2
BAYLOR SCOTT & WHITE COMPREHENSIVE WOUND			2	100%	2
U OF MIAMI MILLER SCHOOL OF MEDICINE			2	100%	2
MINUTECLINIC DIAGNOSTIC OF VIRGINIA, LLC #10088		2			2
WEST FLORIDA MEDICAL ASSOCIATES, PA			2	100%	2
COOL KIDZ PEDIATRICS			2	100%	2
COBLESKILL REGIONAL HOSPITAL		2			2
MOSAIC MEDICAL CENTER MARYVILLE			2	100%	2

# COVID-19: testing by laboratory

Data through Jun 1, 2021 verified as of Jun 2, 2021 at 09:25 AM

Data in this report are provisional and subject to change.

The numbers in the table below represent the number of Florida and non-Florida residents for whom test results were received by the Department of Health. A person can be tested by more than one laboratory and can have both positive and negative results. **Therefore, the sum of the numbers in each column will be larger than the total number of people tested.**

Reporting lab	Inconclusive	Negative	Positive	Percent positive	Total
Walgreens #10207		2			2
PEACE RIVER CENTER CRISIS STABILIZATION UNIT		1	1	50%	2
PRECISION CLINICAL RESEARCH			2	100%	2
PALM MEDICAL CENTER - PLANT CITY		2			2
ADVOCATE SHERMAN HOSPITAL			2	100%	2
FRASER MEMORIAL HOSPITAL		1	1	50%	2
Providence of Sparta Health and Rehabilitation		2			2
DESERT SPRINGS HOSPITAL			2	100%	2
DJ Jacobetti Home for Veterans		2			2
MINUTECLINIC DIAG OF IND, LLC #6250		2			2
PALMETTO FAMILY HEALTH CENTER			2	100%	2
WOODHILLS LABS			2	100%	2
MAIN STREET MEDICAL CENTERS		2			2
CDPH K-12 SCHOOL LABORATORIES (HILLSBOROUGH CITY SCHOOL DISTRICT)			2	100%	2
WALGREENS #11560		2			2
JOHNSON CITY MEDICAL CENTER		1	1	50%	2
MOSOLF PEDIATRICS PA		1	1	50%	2
UNIVERSITY HOSPITAL OF BROOKLYN		2			2
CVS MA1875POCT ASHLAND		1	1	50%	2
WISCONSIN STATE LABORATORY OF HYGIENE		1	1	50%	2
WALGREENS # 04626		1	1	50%	2
Parkridge Specialty Care		2			2
CITY OF NEW YORK DEPARTMENT OF HEALTH			2	100%	2
JASON RHEE, MD		2			2
NEIGHBORCARE PHARMACY SERVICES		2			2
SELECT MEDICAL CLINIC			2	100%	2
PPD CLINICAL RESEARCH UNIT			2	100%	2
LEXINGTON PLACE			2	100%	2
PRIMARY HEALTH CARE ASSOCIATES INC			2	100%	2
CARRIER MILLS NURSING & REHABILITATION CENTER LLC		2			2
Walgreens #19019		2			2
TEXAS HEALTH ARLINGTON MEMORIAL HOSPITAL			2	100%	2
MIDDLEBURG PEDIATRICS			2	100%	2
VETERANS AFFAIRS MEDICAL CENTER - GREATER LOS ANGELES			2	100%	2
ULTIMATE KIDNEY CARE			2	100%	2
DIAGNOSTIC CLINIC MEDICAL GROUP INC		2			2
WALGREENS #06583		2			2
PALMS OF FT MYERS,THE			2	100%	2
FKC AMELIA ISLAND DIALYSIS			2	100%	2
CAREMOUNT MEDICAL PC-CARMEL		2			2
LP Marietta II, LLC		2			2
Kroger 619 - The Little Clinic Hendersonville Indian Lake		2			2
Ohio Veterans Home-Georgetown		2			2
AFC PHYSICIANS OF FLORIDA, PA			2	100%	2
LARKIN COMMUNITY HOSPITAL PALM SPRINGS CAMPUS		1	1	50%	2
MILLERSVILLE UNIVERSITY HEALTH SERVICE		2			2
NOVA SOUTHEASTERN UNIVERSITY - STUDENT MEDICAL CTR			2	100%	2



# COVID-19: testing by laboratory

Data through Jun 1, 2021 verified as of Jun 2, 2021 at 09:25 AM

Data in this report are provisional and subject to change.

The numbers in the table below represent the number of Florida and non-Florida residents for whom test results were received by the Department of Health. A person can be tested by more than one laboratory and can have both positive and negative results. **Therefore, the sum of the numbers in each column will be larger than the total number of people tested.**

Reporting lab	Inconclusive	Negative	Positive	Percent positive	Total
CREATIVE PHARMACY SOLUTIONS EAST LLC		2			2
University Center East			2	100%	2
CAROLINAS HEALTHCARE SYSTEM LAB			2	100%	2
SPRINGFIELD HOSPITAL LABORATORY			2	100%	2
IRA FIALKO DO			2	100%	2
CARELINE PHARMACY AND HEALTHCARE SERVICES		1	1	50%	2
NEW DISCOVERY BIOLOGICS, LLC		1	1	50%	2
SUDARSAN KAMISSETTY MD PA			2	100%	2
SARASOTA MEMORIAL MEDICAL URGENT CARE CENTER			2	100%	2
PORTAGE MEDICAL CENTER			2	100%	2
Kroger 549 - The Little Clinic Clinton Highway		2			2
Cypress Cove Center		2			2
OMEGA RESEARCH CONSULTANTS			2	100%	2
CVS MO4088POCT LEES SUMMIT		2			2
NORTH MANATEE HEALTH CARE CENTER			2	100%	2
BAPTIST HEALTH PRIMARY CARE HOMESTEAD			2	100%	2
NEMOURS CHILDRENS PRIMARY CARE			2	100%	2
MEDLOGIC, LLC		2			2
MD NOW URGENT CARE MEDICAL CENTERS INC			2	100%	2
UMASS MEMORIAL MEDICAL CENTER, INC		1	1	50%	2
FLAGLER PROFESSIONAL HEALTH CAE SERVICES INC		2			2
SOUTHSIDE FAMILY MEDICAL		2			2
UNIVERSITY OF MN MEDICAL CENTER EAST CAMPUS			2	100%	2
LITTLE FALLS HOSPITAL LABORATORY		2			2
ST. VINCENT HOSPITAL			2	100%	2
FAST AID URGENT CARE			2	100%	2
VA Connecticut HCS - Newington Campus		2			2
CVS NC2297335CV GREENSBORO		2			2
Pathways Nursing and Rehabilitation Center		2			2
COLONIAL HEALTH CARE		1	1	50%	2
JORDAN VALLEY MEDICAL CENTER			2	100%	2
SPRINGS MEDICAL LAB		1	1	50%	2
ST. MARY'S MEDICAL CENTER EVANSVILLE, INC			2	100%	2
EAST CENTRAL REGIONAL HOSPITAL GRACEWO		2			2
CARIBOU MEDICAL CENTER			2	100%	2
JMC TALLAHASSEE, LLC			2	100%	2
DEKALB MEDICAL CENTER LABORATORY			2	100%	2
NEW BRIDGE MEDICAL CENTER		2			2
NANCY M WORTHINGTON MD PA			2	100%	2
MOBILE PHLEBOTOMY SERVICES			2	100%	2
CareATC - Enovation Controls			2	100%	2
SOUTHEAST GEORGIA HEALTH SYSTEM			2	100%	2
JACKSON LABORATORY FOR GENOMIC MEDICINE, THE		2			2
UW HOSPITAL AND CLINICS		1	1	50%	2
LAB CORP OF AMER SAN DIEGO			2	100%	2
Cooperstown Center for Nursing and Rehabilitation		2			2
HOLSTON MEDICAL GROUP		2			2

# COVID-19: testing by laboratory

Data through Jun 1, 2021 verified as of Jun 2, 2021 at 09:25 AM

Data in this report are provisional and subject to change.

The numbers in the table below represent the number of Florida and non-Florida residents for whom test results were received by the Department of Health. A person can be tested by more than one laboratory and can have both positive and negative results. **Therefore, the sum of the numbers in each column will be larger than the total number of people tested.**

Reporting lab	Inconclusive	Negative	Positive	Percent positive	Total
ADVENTHEALTH IMAGING PARTIN SETTLEMENT			2	100%	2
Imboden Creek Living Center		2			2
Port Orange Nursing And Rehab Center			2	100%	2
Good Samaritan Society Waukon		2			2
DEPT OF HEALTH			2	100%	2
Alden Terrace of McHenry			2	100%	2
LIFETIME FAMILY URGENT CARE			2	100%	2
IN AND OUT URGENT CARE			2	100%	2
ESCANDON DIAGNOSTIC CLINIC			2	100%	2
DRR JMC URGENT CARE DONALD ROSS			2	100%	2
WALGREENS #15369		2			2
RABI SINHA, MD		2			2
FLORIDA LIVING NURSING CENTER			2	100%	2
SPARTANBURG REGIONAL MEDICAL CENTER			2	100%	2
CHESTERFIELD HEALTHCARE GROUP, INC		2			2
BOND COMMUNITY HEALTH CENTER			2	100%	2
GOOD PEDIATRICS			2	100%	2
Winer Haven Health and Rehabilitation Center		2			2
MOUNT EDGECUMBE HOSPITAL SEARHC		2			2
ASCENSION ST MICHAEL'S HOSPITAL LAB		1	1	50%	2
OHIO CVS STORES, LLC DBA CVS/PHARMACY		2			2
RIVERVIEW MEDICAL CLINIC		2			2
SYNEOS HEALTH			2	100%	2
Essex Center for Rehabilitation and Healthcare		2			2
RM PHARMACY SERVICES INC		1	1	50%	2
ADVANCED FOOT AND ANKLE OF INDIAN RIVER		2			2
OAKWOOD HOSPITAL - DEARBORN LAB			2	100%	2
POINT OF CARE PRIVATE HEALTH MANAGEMENT			2	100%	2
EASTERN NEW MEXICO UNIVERSITY STUDENT		2			2
Avanti Wellness and Rehab			2	100%	2
Sarasota Health and Rehab		2			2
ASPIRUS RIVERVIEW HOSPITAL & CLINICS INC		1	1	50%	2
ILLINOIS DEPT OF PUBLIC HEALTH LABS			2	100%	2
REGIONS HOSPITAL LABORATORY			2	100%	2
COLUMBIA CREST CARE & RAHAB		2			2
Grand Junction VAMC		2			2
LABTOX LABORATORIES			2	100%	2
AMERICAN LAB LLC		1	1	50%	2
BIONIC TECHNOLOGIES CORPORATION			2	100%	2
NYUMC CLINICAL LABORATORIES			2	100%	2
TSALI CARE CENTER		2			2
MID AMERICA CLINICAL LABS			2	100%	2
VALUE DRUGS GREENLAWN INC		2			2
PRONTO URGENT CARE			2	100%	2
SPRING HILL REGIONAL HOSPITAL			2	100%	2
NORTH DAKOTA VETERANS HOME		2			2
FLORIDA MENTOR FAULKNER GROUP HOME			2	100%	2

# COVID-19: testing by laboratory

Data through Jun 1, 2021 verified as of Jun 2, 2021 at 09:25 AM

Data in this report are provisional and subject to change.

The numbers in the table below represent the number of Florida and non-Florida residents for whom test results were received by the Department of Health. A person can be tested by more than one laboratory and can have both positive and negative results. **Therefore, the sum of the numbers in each column will be larger than the total number of people tested.**

Reporting lab	Inconclusive	Negative	Positive	Percent positive	Total
OHIO VALLEY MANOR NURSING &		2			2
NORTHSIDE HOSPITAL GWINNETT		1	1	50%	2
BMC/JACSONVILLE		1	1	50%	2
LIBERTY HEALTH CENTER			2	100%	2
Signature Healthcare of Fort Wayne		2			2
Kroger 667 - The Little Clinic Litchfield Park		2			2
APPLING NURSING & REHABILITATION PAVIL		2			2
POMONA VALLEY COMMUNITY HOSPITAL			2	100%	2
Camellia Gardens		2			2
ENVOY OF FORK UNION, LLC DBA ENVOY AT THE VILLAGE		2			2
ROYAL CARE MEDICAL CENTER			2	100%	2
EXPRESS CARE OF THE SHOALS		1	1	50%	2
WEST COAST PEDIATRICS			2	100%	2
Manorcare Health Services - Williamsport South		2			2
PLAINS REGIONAL MEDICAL CENTER		2			2
INTERMOUNTAIN MEDICAL CENTER			2	100%	2
Pinnacle Assisted Living			2	100%	2
SECOND STREET GROUP HOME		2			2
DIGESTIVE DISEASE CARE PC		2			2
SACRED HEART HOSPITAL ON THE EMERALD			2	100%	2
NIAGARA APOTHECARY INC		2			2
MEDEXPRESS URGENT CARE - ROSS TOWNSHIP		2			2
CVS AZ5477POCT SURPRISE		2			2
LONG, SARAH		1	1	50%	2
ST JOSEPH'S HOSPITAL INC			2	100%	2
CARENOW LENEXA			2	100%	2
WALGREENS AGUADILLA (ST 177)		2			2
Garden Isle Healthcare and Rehabilitation Center		2			2
ERGENT MED SAINT SIMONS			2	100%	2
MEDAILLE COLLEGE WELLNESS CENTER		2			2
THE FOUNTAIN AT BOCA CIEGA BAY		2			2
DOWN HOME MEDICAL			2	100%	2
FLORIDA MEDICAL CLINIC PA PATEL CW		1	1	50%	2
MY PHARMACY			2	100%	2
BIOMAT USA			2	100%	2
GIGI WOOD DAVIS DO-FAMILY MEDICINE		2			2
HELEN HAYES HOSPITAL LABORATORY		2			2
Kroger 101 - The Little Clinic Hill Top		2			2
SYMPHONY OF BUFFALO GROVE		2			2
VA Healthcare Center- Newburg		1	1	50%	2
STARR COUNTY MEMORIAL HOSPITAL			2	100%	2
CAREWELL JW - WORCESTER LNC			2	100%	2
MINUTECLINIC DIAG OF IND, LLC #4368		2			2
DUKE HEALTH REGIONAL HOSPITAL			2	100%	2
THOMASVILLE REGIONAL MEDICAL CENTER		2			2
Manor At Perrysburg		2			2
GREEN RIVER MEDICAL CENTER			2	100%	2

# COVID-19: testing by laboratory

Data through Jun 1, 2021 verified as of Jun 2, 2021 at 09:25 AM

Data in this report are provisional and subject to change.

The numbers in the table below represent the number of Florida and non-Florida residents for whom test results were received by the Department of Health. A person can be tested by more than one laboratory and can have both positive and negative results. **Therefore, the sum of the numbers in each column will be larger than the total number of people tested.**

Reporting lab	Inconclusive	Negative	Positive	Percent positive	Total
MEDEXPRESS URGENT CARE, MOSSIDE		2			2
SWEDISH COVENANT HOSPITAL			2	100%	2
PM PEDIATRICS OF BAYSIDE PLLC - BELLER		2			2
SENTARA NORFOLK GENERAL HOSPITAL			2	100%	2
ADVENTHEALTH MEDICAL GROUP COLORECTAL SURGERY AT		2			2
CARE ATC SUN HYDRAULICS TALLAVAST			2	100%	2
SIMMONS			2	100%	2
CLERMONT VA COMMUNITY OUTPATIENT CLINIC		2			2
MEDEXPRESS URGENT CARE - SOUTH CHARLESTON		2			2
PARKRIDGE MEDICAL CENTER			2	100%	2
WILSON MEMORIAL HOSPITAL			2	100%	2
AUGUSTA HEALTH SKILLED CARE			2	100%	2
Kroger 777 - The Little Clinic Shelbyville		1	1	50%	2
CENTRAL ARKANSAS VETERANS HEALTHCARE SYSTEM - VETERANS AFFAIRS			2	100%	2
MONICE DR.			2	100%	2
MEDICAL CENTER LABORATORY			2	100%	2
BETHESDA HEALTH CARE CENTER		2			2
BRONSON METHODIST HOSPITAL			2	100%	2
BUCKINGHAM PAVILION INC		2			2
CHI MEMORIAL PRIMARY CARE ASSOCIATES-A		2			2
STARR CITY OF ROMA COMMUNITY CENTER			2	100%	2
BAPTIST HOSPITAL PRIMARY CARE GULF BREEZE			2	100%	2
ELITE MEDICAL LABORATORY SOLUTIONS LLC			2	100%	2
SUMMIT URGENT CARE	1	1			2
Kroger 127 - The Little Clinic Lakewood-Alameda		2			2
LUTHERAN SERVICES FLORIDA INC		1	1	50%	2
Workmens Circle Multicare Center		2			2
TEXAS REGIONAL ASTHMA & ALLERGY CENTER			2	100%	2
Cottage of the Shoals		2			2
MEMORIAL HOSPITAL OF CARBONDALE			2	100%	2
VALLEY BAPTIST MEDICAL CENTER: BROWNSVILLE			2	100%	2
FAIRLAWN REHABILITATION HOSPITAL		2			2
ABBAY DELRAY SOUTH IN FLORIDA			2	100%	2
JEFFERSON WASHINGTON TOWNSHIP HOSPITAL		2			2
PT&J REHAB LLC		1	1	50%	2
PALM BAY COMMUNITY OUTPATIENT CLINIC		2			2
JRS LABORATORY			2	100%	2
FLORIDA DEPARTMENT OF HEALTH PINELLAS COUNTY-			2	100%	2
GREEN POINT RX INC DBA ALTRU CHEMISTS		2			2
BULLOCK COUNTY HOSPITAL		2			2
WAYNE MEMORIAL HOSPITAL		2			2
Village Green Health & Rehabilitation		2			2
CVS AZ9273POCT TUCSON			2	100%	2
DOCTORS MEDICAL CTR OF WALTON COUNTY			2	100%	2
DELAWARE DIAGNOSTICS LABS			2	100%	2
DELAWARE DIVISION OF PUBLIC HEALTH			2	100%	2
DALLAS VA MEDICAL CENTER - VA NORTH TEXAS HEALTH CARE SYSTEM			2	100%	2

# COVID-19: testing by laboratory

Data through Jun 1, 2021 verified as of Jun 2, 2021 at 09:25 AM

Data in this report are provisional and subject to change.

The numbers in the table below represent the number of Florida and non-Florida residents for whom test results were received by the Department of Health. A person can be tested by more than one laboratory and can have both positive and negative results. **Therefore, the sum of the numbers in each column will be larger than the total number of people tested.**

Reporting lab	Inconclusive	Negative	Positive	Percent positive	Total
AMERICAN MOLECULAR LABORATORIES			2	100%	2
GULF COAST MEDICAL CENTER RESPIRATORY CARE			2	100%	2
WEST BOCA MEDICAL CENTER			2	100%	2
CVS OH6185POCT PICKERINGTON		2			2
SOUTHEASTERN HEALTH FACILITES, INC		1	1	50%	2
RIVIERA BEACH INTEGRATED CARE INC			2	100%	2
CONCENTRA - PLANT CITY		2			2
ORLANDO HEALTH MEDICAL GROUP		1	1	50%	2
GULFCOAST JEWISH FAMILY			2	100%	2
NORTH MCALLEN PEDIATRIC CENTER			2	100%	2
HCA HOUSTON ER 24/7			2	100%	2
HOUSTON HEALTH DEPARTMENT - BUREAU OF LABORATORY SERVICES			2	100%	2
COLONIAL VILLA GOOD SAMARITAN CENTER		2			2
CLEAR LAKE REGIONAL MEDICAL CENTER			2	100%	2
PUBLIX PHARMACY #1387		2			2
UNITED MEMORIAL MEDICAL CENTER			2	100%	2
CVS PHARMACY INC DBA CVS/PHARMACY # 10600		2			2
LEESBURG DIALYSIS CENTER		1	1	50%	2
SALUDA NURSING CENTER		2			2
Greenfield Health & Rehab Center		2			2
441 URGENT CARE-MULBERRY			2	100%	2
CVS TX7601POCT CROWLEY		2			2
ASSOCIATES IN UROGYNECOLOGY MD LLC		2			2
Eagle Health and Rehabilitation		2			2
UWMC MONTLAKE DEPT OF LAB MED			2	100%	2
PINARD HOME HEALTH SERVICES INC			2	100%	2
CONEMAUGH MEMORIAL MEDICAL CENTER		2			2
HOUSTON MEDICAL CENTER LABORATORY		1	1	50%	2
ADVANCED MEDICAL OF FLORIDA			2	100%	2
CHILDREN'S MEDICAL CENTER-EAST ORLANDO			2	100%	2
Kroger 441 - The Little Clinic Middletown		2			2
IMA MEDICAL CENTER OF SOUTH WEST ORLANDO		1	1	50%	2
LADY LAKE FAMILY MEDICINE			2	100%	2
WELL-KEY URGENT CARE SEVIERVILLE			2	100%	2
Good Samaritan Society-Blackduck		1	1	50%	2
LIFESPRING COMMUNITY HEALTH		2			2
ADVANTA ANALYTICAL LABORATORIES			2	100%	2
ManorCare Rehab Center of Marietta		2			2
GRACE HEALTHCARE OF LAKE WALES		1	1	50%	2
DOCTORS CARE OF PALM COAST			2	100%	2
EIELSON AFB 354TH MEDICAL GROUP/BASSETT ARMY COMMUNITY HOSPITAL		2			2
AMERICAN MEDICAL LABORATORIES			2	100%	2
NORTHSIDE FAMILY MEDICINE AND URGENT CARE (CUMMING)		2			2
PUBLIX PHARMACY #1048		2			2
DESERT ROSE FL LLC		2			2
MAWD PATHOLOGY GROUP			2	100%	2
FLORIDA DEPARTMENT OF HEALTH IN LEE COUNTY		1	1	50%	2



# COVID-19: testing by laboratory

Data through Jun 1, 2021 verified as of Jun 2, 2021 at 09:25 AM

Data in this report are provisional and subject to change.

The numbers in the table below represent the number of Florida and non-Florida residents for whom test results were received by the Department of Health. A person can be tested by more than one laboratory and can have both positive and negative results. **Therefore, the sum of the numbers in each column will be larger than the total number of people tested.**

Reporting lab	Inconclusive	Negative	Positive	Percent positive	Total
MIDDLE TENN MENTAL HEALTH INSTITUTE		2			2
GPI MEDICAL CENTER, INC			2	100%	2
ADVENTHEALTH IMAGING OVIEDO		2			2
AUSTIN REGIONAL CLINIC MICROBIOLOGY LAB			2	100%	2
MEDERI CARETENDERS		1	1	50%	2
CVS TX3702POCT KATY		2			2
MI Nursing Restorative Center		2			2
Oakmont of Katy Nursing and Rehabilitation		2			2
Kroger 550 - The Little Clinic Bellevue		2			2
HAMILTON CHD		2			2
COVANCE			2	100%	2
EASTSIDE SPORTS COMPLEX			2	100%	2
BAYCARE OUTREACH LAB WH SOUTH			2	100%	2
WALKING URGENT CARE INC			2	100%	2
ABILITY DIAGNOSTICS LLC			2	100%	2
BAY CORRECTIONAL AND REHABILITATION FACILITY			2	100%	2
MOUNT SINAI MEDICAL CENTER OF FLORIDA, INC			2	100%	2
OAKMONT WEST- GREENVILLE SC		2			2
Kroger 412 - The Little Clinic Oxford		2			2
MORRISTOWN MEMORIAL HOSPITAL		2			2
ALTIVUS INSTITUTE FOR BIOMEDICAL SCIENCES			2	100%	2
CARESPOT URGENT CARE		1	1	50%	2
MIL LAKE HEALTHCARE CENTER INC PEDIATRICS			1	100%	1
SOUTHERN WINDS			1	100%	1
Kroger - KRO70300083			1	100%	1
STAYING HEALTHY MEDICAL SERVICES			1	100%	1
SUMMIT URGENT CARE - FAYETTEVILLE		1			1
CORONA CONCIERGE, LLC		1			1
MID-FLORIDA PATHOLOGY LLC		1			1
WALGREENS #06887		1			1
Kroger 531 - The Little Clinic Waterville		1			1
VA NCHCS - Mather Division		1			1
PORT ORANGE DIALYSIS			1	100%	1
GOOD SAMARITAN SOCIETY-FOREST CITY		1			1
BAPTIST HOSPITAL FAMILY MEDICINE TIGER POINT			1	100%	1
FAMILY AND INTERNAL MEDICINE ASSOCIATES		1			1
CVS HEALTH FL403109POCT			1	100%	1
LABTECH DIAGNOSTICS			1	100%	1
NICKLAUS CHILDREN'S DORAL OUTPATIENT CENTER			1	100%	1
Presbyterian Homes & Services		1			1
LEE MEMORIAL HOSPITAL OUTPATIENT SURGERY CENTER			1	100%	1
WELLMED AT LINEBAUGH AVE			1	100%	1
Kingsway Arms Nursing Center		1			1
Chateau Dville Rehab & Retirement		1			1
SAINT AGNES HOSPITAL			1	100%	1
RESIDENCES AT MIAMI / REIGN GARDENS LLC, THE			1	100%	1
TILE PHARMACY		1			1

# COVID-19: testing by laboratory

Data through Jun 1, 2021 verified as of Jun 2, 2021 at 09:25 AM

Data in this report are provisional and subject to change.

The numbers in the table below represent the number of Florida and non-Florida residents for whom test results were received by the Department of Health. A person can be tested by more than one laboratory and can have both positive and negative results. **Therefore, the sum of the numbers in each column will be larger than the total number of people tested.**

Reporting lab	Inconclusive	Negative	Positive	Percent positive	Total
Nemours Children's Primary			1	100%	1
POETS WALK SARASOTA			1	100%	1
Grays Harbor Health and Rehabilitation		1			1
ADVANCED LABORATORY SERVICES			1	100%	1
AAA MEDICAL TESTING			1	100%	1
BEAUMONT HOSPITAL			1	100%	1
PHOEBE PRIMARY CARE CAMILLA			1	100%	1
ELLIOT HOSPITAL			1	100%	1
LiveWell		1			1
BAPTIST HEALTH EXPRESS CARE			1	100%	1
Kroger 532 - The Little Clinic Murfreesboro		1			1
EMBASSY LAKES ARTIFICIAL KIDNEY CENTER			1	100%	1
TREASURE COAST MEDICAL CONCIERGE LLC			1	100%	1
STEWART FLORIDA ALF, INC			1	100%	1
AFFINITY WALK-IN CLINIC			1	100%	1
CHILDREN'S NATIONAL MEDICAL CENTER			1	100%	1
MINUTE CLINIC DIAGNOSTIC MED GRP OF CA		1			1
URGENT CARE CENTER OF PORT ORANGE LLC			1	100%	1
Kroger 353 - The Little Clinic Harpers Point		1			1
Magnolia Manor of St. Simons Island		1			1
BETHESDA HEALTH PHYSICIANS GROUP		1			1
HARDVARD VANGUARD MEDICAL ASSOCIATES - NEEDHAM			1	100%	1
CULVER CITY URGENT CARE			1	100%	1
FLORIDA HOME HEALTH			1	100%	1
Sherwood Oaks Health Center			1	100%	1
ALBUQUERQUE INDIAN HEALTH CENTER		1			1
CONNECTICUT CVS PHARMACY, LLC		1			1
CVS M08595POCT RAYMORE		1			1
CUSTOM SCRIPTS PHARMACY		1			1
SANFORD HEALTH HIGHWAY 2 CLINIC		1			1
GOOD SAMARITAN SOCIETY - DE SMET		1			1
MEDICAL CENTER OF AURORA, SOUTH			1	100%	1
BAPTIST HEALTH PRIMARY CARE AT CUTLER BAY			1	100%	1
MORNING VIEW VILLAGE ASSISTED LIVING		1			1
EMERSON HOSPITAL LABORATORY			1	100%	1
HUNEYCUTT FAMILY PRACTICE			1	100%	1
CARSON NURSING AND REHABILITATION CENTER		1			1
CAREWELL 203			1	100%	1
VA Northern Indiana HCS - Fort Wayne		1			1
HEARTLAND OF MARIETTA OH LLC DBA		1			1
Big River Nursing and Rehab		1			1
Oregon Veterans Home The Dalles		1			1
FRESENIUS KIDNEY CARE TAMPA NORTH			1	100%	1
AVERA HEART HOSPITAL OF SD			1	100%	1
COMMONWEALTH OF VIRGINIA DIVISION OF CONSOLIDATED LABORATORY SERVICES			1	100%	1
INTEGRIS SEMINOLE EMERGENCY DEPT			1	100%	1
DW MCMILLAN MEMORIAL HOSPITAL LABORATORY			1	100%	1

# COVID-19: testing by laboratory

Data through Jun 1, 2021 verified as of Jun 2, 2021 at 09:25 AM

Data in this report are provisional and subject to change.

The numbers in the table below represent the number of Florida and non-Florida residents for whom test results were received by the Department of Health. A person can be tested by more than one laboratory and can have both positive and negative results. **Therefore, the sum of the numbers in each column will be larger than the total number of people tested.**

Reporting lab	Inconclusive	Negative	Positive	Percent positive	Total
DISCOVERY AT HOME, LLC			1	100%	1
FRESENIUS SOUTH FORT MYERS		1			1
Sanctuary Pointe Nursing & Rehab		1			1
UW MEDICINE MS CENTER			1	100%	1
Rio Grande City Nursing and Rehab Center			1	100%	1
EMPATH HOME HEALTH LLC			1	100%	1
ODESSA CLINIC			1	100%	1
ALLIANCE LABORATORY SERVICES			1	100%	1
DAVITA DIALYSIS-NORTH			1	100%	1
LIFE CARE CENTER OF HILTON HEAD		1			1
JACKSON MADISON CO. GEN. HOSPITAL			1	100%	1
Marysville Care Center		1			1
Kroger 126 - The Little Clinic Cottonwood		1			1
ADVENTHEALTH MEDICAL GROUP PEDIATRICS DIABETES &			1	100%	1
FIRST CARE HOME SERVICES INC			1	100%	1
GLEN EAGLE HELATHCARE & REHAB		1			1
THE INTERNAL MEDICAL GROUP		1			1
CVS TX8337POCT ROCKWALL		1			1
PHYSICIANS PREMIER ER- CENTRAL AUSTIN			1	100%	1
SMA BEHAVIORAL HEALTH SERVICES INC		1			1
GAMMA HEALTHCARE, INC		1			1
SANFORD HOME		1			1
PEDIATRIC ASSOCIATES - DORAL			1	100%	1
IVY CREEK FAMILY CARE OF TROY			1	100%	1
SMC MEDICAL CENTER, INC			1	100%	1
LAKE AFTER HOURS BRUSLY			1	100%	1
ANDERSON FAMILY MEDICINE			1	100%	1
COMMUNITY MEDICAL CENTER-ORANGE CITY		1			1
UNIVERSITY PLACE NURSING CENTER		1			1
HALEYVILLE HEALTH CARE CENTER		1			1
LUNA BECK MD & ASSOCIATES PA			1	100%	1
CLEVELAND HEARTLAB			1	100%	1
WALGREENS #07492			1	100%	1
BALLAD HEALTH MEDICAL ASSOCIATES URGENT CARE - JOHNSON CITY			1	100%	1
WALGREENS # 11165		1			1
COUNTRYSIDE PEDIATRIC CARE PA			1	100%	1
Greene Meadows Nursing and Rehabilitation Center		1			1
Brownwood Nusing & Rehabilitation		1			1
PALM BEACH COUNTY SHERIFF OFFICE			1	100%	1
ASSURANCE HEALTHCARE AND COUNSELING CENTER		1			1
JAX FAMILY CARE		1			1
ADDINGTON PLACE EAST LAKE		1			1
SACRED HEART HOSPITAL			1	100%	1
ANY LAB TEST NOW JACKSONVILLE		1			1
NEMOURS CHILDREN'S PRIMARY CARE			1	100%	1
JOHN MANCHIN SR HEALTH CARE CENTER		1			1
SIGNATURE CARE MIDLAND			1	100%	1

# COVID-19: testing by laboratory

Data through Jun 1, 2021 verified as of Jun 2, 2021 at 09:25 AM

Data in this report are provisional and subject to change.

The numbers in the table below represent the number of Florida and non-Florida residents for whom test results were received by the Department of Health. A person can be tested by more than one laboratory and can have both positive and negative results. **Therefore, the sum of the numbers in each column will be larger than the total number of people tested.**

Reporting lab	Inconclusive	Negative	Positive	Percent positive	Total
COASTAL PEDIATRICS LLC			1	100%	1
Charlie Norwood VAMC		1			1
MEDSTAR FAMILY CARE		1			1
VISTA LAKE ASSISTED LIVING			1	100%	1
SUNCOAST BEHAVIORAL HEALTH CENTER			1	100%	1
RECOVERY BAY, LLC			1	100%	1
DR AZIZ CLINIC			1	100%	1
ORCHID TERRACE		1			1
JUP Serology SubSection			1	100%	1
HARMONY HEALTHCARE ORLANDO INC		1			1
GADSDEN FAMILY PRACTICE		1			1
TARRANT MEDICAL ASSOCIATES			1	100%	1
THE CHRIST HOSPITAL			1	100%	1
ABBOTT LABORATORIES - OCCUPATIONAL HEALTH SERVICES			1	100%	1
Nemours Children's Clinic-Orla			1	100%	1
NEXTCARE SUN CITY			1	100%	1
MEDCOR AT ROYAL CARIBBEAN			1	100%	1
MD NOW MEDICAL CENTERS, INC			1	100%	1
RIVERSIDE PEDIATRIC GROUP, INC		1			1
ASCENSION ST VINCENT'S - WESTSIDE			1	100%	1
WEKIVA SPRINGS PEDIATRICS			1	100%	1
STEPHEN G NELSON MD PA			1	100%	1
TEVAPHARM			1	100%	1
NORTH PALM BEACH DIALYSIS CENTER			1	100%	1
DEACONESS URGENT CARE CENTER			1	100%	1
FOCUSED CARE AT ALLENBROOK		1			1
ISSAM ALBANNA MD PA			1	100%	1
SPINE & PAIN CONSULTANT PLLC		1			1
INFANTS & CHILDREN PA			1	100%	1
BEACH CARE PLLC			1	100%	1
Kroger 49 - The Little Clinic Wichita - 21st St.			1	100%	1
HUNTERS CREEK MEDICAL ASSOCIATES PA		1			1
GENEVA FAMILY HEALTH			1	100%	1
Isle Health and Rehabilitation Center			1	100%	1
SAINT FRANCIS HOSPITAL			1	100%	1
MISSOURI DEPARTMENT OF HEALTH AND SENIOR SERVICES - STATE PH LAB		1			1
ALLSOUTH URGENT CARE CLINIC			1	100%	1
MINUTECLINIC DIAGNOSTIC OF TN PC #6437		1			1
DU QUOIN NURSING & REHABILITATION CENTER LLC		1			1
JACKSON GENERAL HOSPITAL			1	100%	1
SYNERGY DIALYSIS INC			1	100%	1
NABI		1			1
GENESIS CARE USA OF FLORIDA, LLC			1	100%	1
NATIONAL INSTITUTES OF HEALTH CLINICAL CENTER			1	100%	1
VARAHI PHARMACY INC			1	100%	1
CAPITAL HEALTH PLAN - GOVERNORS SQUARE			1	100%	1
ST JOHN HOSPITAL & MEDICAL CENTER MICRO			1	100%	1

# COVID-19: testing by laboratory

Data through Jun 1, 2021 verified as of Jun 2, 2021 at 09:25 AM

Data in this report are provisional and subject to change.

The numbers in the table below represent the number of Florida and non-Florida residents for whom test results were received by the Department of Health. A person can be tested by more than one laboratory and can have both positive and negative results. **Therefore, the sum of the numbers in each column will be larger than the total number of people tested.**

Reporting lab	Inconclusive	Negative	Positive	Percent positive	Total
Kroger 500 - The Little Clinic Speedway		1			1
UNIVERSITY OF OKLAHOMA MEDICAL CENTER			1	100%	1
DOYLESTOWN HOSPITAL			1	100%	1
TMH URGENT CARE CENTER			1	100%	1
ADVENTHEALTH MEDICAL GROUP CARDIOLOGY			1	100%	1
ADVENTHEALTH PHYSICIAN GROUP – APPLEWOOD			1	100%	1
DEL PRADO MEDICAL CENTER, INC		1			1
XSTREMEMD			1	100%	1
Medilodge at the Shore		1			1
Samaritan Keep Home		1			1
VELOCITY CARE URGENT CARE BY CARILION CLINIC			1	100%	1
METROPOLITAN			1	100%	1
INTERNAL MEDICINE EMILIA MURRAY MD PA		1			1
HARRIS COUNTY PUBLIC HEALTH SERVICES			1	100%	1
SMITH KLINE			1	100%	1
MERITUS MEDICAL CENTER			1	100%	1
Churchman Village LLC		1			1
CORPUS CHRISTI MEDICAL CENTER			1	100%	1
LEELANAU OPCO, LLC		1			1
TAMPA FAMILY HEALTH CENTERS			1	100%	1
BLOOD SYSTEMS LABORATORIES			1	100%	1
LABTEST LLC LABTEST DIAGNOSTICS			1	100%	1
ST. MICHAEL'S ELITE HOSPITAL			1	100%	1
Melbourne Terrace Rehabilitation Center			1	100%	1
FAMILY FIRST WELLNESS CLINIC INC			1	100%	1
ADVENT HEALTH MEDICAL GROUP MULTISPECIALTY			1	100%	1
MONROE HOSPITAL			1	100%	1
BAPTIST MEDICAL PLAZA AT MIAMI LAKES DIAGNOSTICS			1	100%	1
CERTUS OC OPCO, LLC			1	100%	1
BEST CHOICE WELLNESS & LABORATORY LLC			1	100%	1
NAVICENT HEALTH OCONEE, LLC		1			1
SUNRISE/QUAY COUNTY HEALTH CLINIC		1			1
HEALTHCARECLINICS			1	100%	1
EAST TENNESSEE STATE UNIVERSITY		1			1
ACCULAB			1	100%	1
Le Roy Village Green		1			1
Kittanning Care Center		1			1
Schenectady Center for Rehabilitation & Nursing		1			1
PHYSICIANS OF CENTRAL FLORIDA			1	100%	1
PRECISE PATHOLOGY ASSOCIATES PLLC			1	100%	1
CVS IL2297652CV CHICAGO		1			1
Citadel		1			1
HEART 2 HEART FAMILY PRACTICE			1	100%	1
Smg/North Jersey Hematology & Oncology		1			1
CLASSEN URGENT CARE CLINIC			1	100%	1
SCRIPPS MERCY HOSPITAL			1	100%	1
URGENTMED			1	100%	1



# COVID-19: testing by laboratory

Data through Jun 1, 2021 verified as of Jun 2, 2021 at 09:25 AM

Data in this report are provisional and subject to change.

The numbers in the table below represent the number of Florida and non-Florida residents for whom test results were received by the Department of Health. A person can be tested by more than one laboratory and can have both positive and negative results. **Therefore, the sum of the numbers in each column will be larger than the total number of people tested.**

Reporting lab	Inconclusive	Negative	Positive	Percent positive	Total
VCU HEALTH SYSTEM AUTHORITY - MCV HOSPITALS			1	100%	1
EVENTIDE LUTHERAN HOME		1			1
EXPRESS LAB LIVINGSTON			1	100%	1
FLORIDA ORTHOPAEDIC INSTITUTE SURGERY		1			1
CRUSADER COMMUNITY HEALTH			1	100%	1
CHATEAU MADELEINE - SENIOR LIVING & MEMORY CARE			1	100%	1
PINELLAS POINT NURSING AND REHAB CENTER			1	100%	1
GARDENS PEDIATRICS LAB			1	100%	1
CLERMONT PEDIATRICS, PA			1	100%	1
CONVENIENT MD			1	100%	1
Pinnacle Health and Rehab at South Portland		1			1
Walgreens #11724		1			1
ADVANCED CARDIOVASCULAR DIAGNOSTICS PL		1			1
KNOX COMMUNITY HOSPITAL			1	100%	1
GENESIS HOME HEALTH CARE SERVICES OF			1	100%	1
WELLSTREET CLAIRMONT		1			1
SHANNON MEDICAL CENTER			1	100%	1
HIGHLANDS CLINICAL LABORATORY			1	100%	1
PEDIATRIC PARTNERS			1	100%	1
GIBSON AREA PRIMARY CARE			1	100%	1
CDR MAGUIRE - STUART MISSION			1	100%	1
PRESBYTERIAN HOSPITAL			1	100%	1
Diversicare of Smyrna		1			1
PLANTATION DIALYSIS			1	100%	1
FREEPORT ER DOX URGENT CARE		1			1
SPECIALTY DRUG TESTING			1	100%	1
ST. ANDREW'S SCHOOL		1			1
MCALLEN MEDICAL CENTER			1	100%	1
COUPEVILLE SCHOOL DISTRICT #204		1			1
ACCESS TOTAL CARE - PORTLAND			1	100%	1
FORT MYERS DIALYSIS		1			1
CHILDRENS DOCTOR OF TAMPA BAY, THE			1	100%	1
COMMUNITY HOSPITALS INDIANAPOLIS			1	100%	1
GUILFORD IMMEDIATE CARE, SYAH, LLC		1			1
ATLANTIS VISION CENTER			1	100%	1
BAYLOR SCOTT & WHITE MEDICAL SURGICAL CLINIC			1	100%	1
AHC Dyersburg		1			1
MDS PHARMA SERVICES		1			1
MISSION REGIONAL MEDICAL CENTER			1	100%	1
SUMMERBIO LLC			1	100%	1
URGENT CARE NORTHWEST		1			1
BIODORON LABORATORIES			1	100%	1
FAIRVIEW SOUTHDAL			1	100%	1
Life Care Center of Blount County		1			1
WALGREENS #15291		1			1
REGENTS PARK OF JACKSONVILLE			1	100%	1
PULSE MEDICAL DOCTOTS LLC			1	100%	1

# COVID-19: testing by laboratory

Data through Jun 1, 2021 verified as of Jun 2, 2021 at 09:25 AM

Data in this report are provisional and subject to change.

The numbers in the table below represent the number of Florida and non-Florida residents for whom test results were received by the Department of Health. A person can be tested by more than one laboratory and can have both positive and negative results. **Therefore, the sum of the numbers in each column will be larger than the total number of people tested.**

Reporting lab	Inconclusive	Negative	Positive	Percent positive	Total
Lexington Medical Center Extended Care		1			1
BHS PHYSICIAN NETWORK			1	100%	1
PRIME MD OF NAPLES			1	100%	1
HAWAII DEPT OF HEALTH			1	100%	1
Broomall Manor		1			1
QUALITY CLINICAL LAB LLC			1	100%	1
LIMA MEMORIAL HOSPITAL			1	100%	1
CAREWELL URGENT CARE FITCHBURG			1	100%	1
DILELLA			1	100%	1
VA ST LOUIS HEALTH CARE SYSTEM			1	100%	1
OCALA REGIONAL DIALYSIS- NORTH			1	100%	1
SIPERSTEIN DERMATOLOGY LLC			1	100%	1
TITAN GENOMICS, LLC			1	100%	1
WELLSTAR SYLVAN GROVE HOSPITAL		1			1
LADY OF THE SEA HOSPITAL LAB			1	100%	1
SKYRIDGE CLINICAL ASSOCIATES		1			1
GOOD SAMARITAN HOSPITAL LAB			1	100%	1
Dugan Memorial Home		1			1
TRICORE REFERENCE LABORATORIES		1			1
PALMETTO PRIMARY CARE PHYSICIANS			1	100%	1
FLORIDA MEDICAL CLINIC PA GI			1	100%	1
HEALTHFORCE PARTNERS INC			1	100%	1
SUNCOAST RESEARCH GROUP LLC			1	100%	1
Shelbyville Manor		1			1
Livingston County Center for Nursing and Rehabilitation		1			1
KAISER PERMANENTE REGIONAL REFERENCE LABORATORY		1			1
WALGREENS #12624		1			1
PULMONARY, CRITICAL CARE AND SLEEP DISORDERS INSTITUTE OF SOUTH FLORID			1	100%	1
INNOVATIVE CARE PARTNERS PLLC			1	100%	1
Advanced Health Care of St. George		1			1
ROSE HAVEN NURSING CENTER		1			1
ST JUDE CARE CENTER		1			1
NEXT LEVEL URGENT CARE			1	100%	1
MEDEX CLINIC LLC			1	100%	1
CARENOW-MONTGOMERY			1	100%	1
FAYETTE MEDICAL CENTER LAB		1			1
Lemont Nursing and Rehab Center			1	100%	1
WELLSTREET SANDY SPRINGS		1			1
ADVENTHEALTH DURAND			1	100%	1
NEW AMSTERDAM DRUG MART INC		1			1
MEDEXPRESS URGENT CARE - WAYNESBURG		1			1
WESLEY MEDICAL CENTER			1	100%	1
PATIENT FIRST - GARRISONVILLE			1	100%	1
Seacrest Village		1			1
NORTHEAST BAPTIST HOSPITAL			1	100%	1
WALGREENS #4086		1			1
CORNERSTONE OF RECOVERY INC		1			1

# COVID-19: testing by laboratory

Data through Jun 1, 2021 verified as of Jun 2, 2021 at 09:25 AM

Data in this report are provisional and subject to change.

The numbers in the table below represent the number of Florida and non-Florida residents for whom test results were received by the Department of Health. A person can be tested by more than one laboratory and can have both positive and negative results. **Therefore, the sum of the numbers in each column will be larger than the total number of people tested.**

Reporting lab	Inconclusive	Negative	Positive	Percent positive	Total
KENDALL PEDIATRICS PARTNERS LLC			1	100%	1
LEGACY AT HIGHWOODS PRESERVE		1			1
APPLECARE URGENT CARE JESUP			1	100%	1
DYNACARE			1	100%	1
Accordius Health at Harrisonburg		1			1
WASHINGTON SOLDIERS HOME AND COLONY		1			1
WINCHESTER URGENT CARE, PC		1			1
THE MEDICAL CENTER AT SCOTTSVILLE			1	100%	1
MARINA DEL REY HOSPITAL LAB			1	100%	1
RIVER CHASE HEALTH AND REHABILITATION CENTER			1	100%	1
RAYMOND F CARON MD			1	100%	1
WEDGEWOOD URGENT CARE			1	100%	1
MEDICAL CENTER AFFILIATES PALM SPRINGS			1	100%	1
CONCENTRA - OCALA		1			1
INTERNAL MEDICINE ASSOCIATES		1			1
LAURELS OF ATHENS, THE		1			1
SANTA CLARA VALLEY MEDICAL CENTER			1	100%	1
Kroger 569 - The Little Clinic Gallatin		1			1
FIRST MED URGENT CARE - NW 39TH			1	100%	1
REFERENCE LABORATORY			1	100%	1
WESTON COUNTY HEALTH SERVICES			1	100%	1
DYNACARE NORTHWEST INC			1	100%	1
MEDEXPRESS URGENT CARE - UNIONTOWN		1			1
COLOMBO'S PHARMACY		1			1
WELLSTAR STUDENT SERVICES-MARIETTA CLI		1			1
HOLYCROSS URGENT CARE AND IMAGING CENTER		1			1
WYOMING OPCO, LLC DBA MEDILODGE OF WYO		1			1
HALE KUPUNA HERITAGE HOME		1			1
CVS IL5822POCT MOKENA		1			1
TAWAS CITY OPCO, LLC		1			1
SGMC- SMITH NORTHVIEW CAMPUS			1	100%	1
LAUREL MANOR DIALYSIS CTR AT THE VILLAGES		1			1
SMART CHOICE PRIMARY AND URGENT CARE			1	100%	1
AFTER HOURS CLINIC			1	100%	1
MINUTECLINIC LLC #17345		1			1
SEATTLE-KING COUNTY			1	100%	1
FLORIDA WATERMAN HOSPITAL			1	100%	1
1ST MED DOTHAN			1	100%	1
ALAN MOORE		1			1
ONE HEALTH LABS		1			1
VELOCITY URGENT CARE - CHIMNEY HILL			1	100%	1
KROGER 785 - THE LITTLE CLINIC DIXIE HWY		1			1
AdventHealth Care Center Zephyrhills North			1	100%	1
PREMISEHEALTH		1			1
St. Ann Rehabilitation and Nursing Center		1			1
HEALTHCARE PARTNERS FAMILY MEDICINE LLC			1	100%	1
PREMIER HEALTH CARE INC			1	100%	1

# COVID-19: testing by laboratory

Data through Jun 1, 2021 verified as of Jun 2, 2021 at 09:25 AM

Data in this report are provisional and subject to change.

The numbers in the table below represent the number of Florida and non-Florida residents for whom test results were received by the Department of Health. A person can be tested by more than one laboratory and can have both positive and negative results. **Therefore, the sum of the numbers in each column will be larger than the total number of people tested.**

Reporting lab	Inconclusive	Negative	Positive	Percent positive	Total
SWEDISH EDMONDS LABORATORY			1	100%	1
SPELMAN COLLEGE DEPT OF HEALTH SERVICE		1			1
FAIRFIELD MEDICAL CENTER			1	100%	1
HEALTH SERVICES-COLUMBIA COLLEGE		1			1
SELF REGIONAL HEALTHCARE			1	100%	1
Arch Plaza Nursing and Rehabilitation Center			1	100%	1
MED SCREEN LABORATORIES		1			1
ER NEAR ME HULEN		1			1
BAYMEADOWS PEDIATRIC CARE		1			1
O'CONNELL HEALTH CENTER AT ST JOHNS			1	100%	1
MOUNT DORA DIALYSIS			1	100%	1
MCG HOSPITALS AND CLINICS			1	100%	1
JUPITER MEDICAL GROUP			1	100%	1
GENERATIONS CENTER OF SPENCER		1			1
ABBOTT LABORATORIES ROSS PRODUCTS			1	100%	1
UNIVERSITY OF SOUTH FLORIDA			1	100%	1
KANA MEDICAL			1	100%	1
ORDRS, INC.			1	100%	1
ASSOCIATES MD MEDICAL GROUP INC			1	100%	1
ARIZA WELLNESS CARE LLC			1	100%	1
CARESPOT - LEE VISTA			1	100%	1
MBMG OF WINTER HAVEN			1	100%	1
JP MORGAN CHASE HEALTH SERVICES			1	100%	1
DONALSONVILLE HOSPITAL INC			1	100%	1
Lakeland Nursing and Rehabilitation Center LLC		1			1
WALMART PHARMACY 10-4554		1			1
SAINT ALPHONSUS REGIONAL MEDICAL CENTER			1	100%	1
CAREHERE HUDSON BAY			1	100%	1
Crisp Regional Nursing and Rehab Center		1			1
MAHONEY PEDIATRICS PA			1	100%	1
ROMULO CAMOGLIANO MD/INTERNAL MEDICINE			1	100%	1
URGENT DOC -NACOGODOCHES CLINIC			1	100%	1
Sunnybrook Rehabilitation Center			1	100%	1
UCH LAB			1	100%	1
325		1			1
WHEATON FRANCISCAN LABORATORY			1	100%	1
CHC			1	100%	1
MEDEXPRESS URGENT CARE - HAMILTON SQUA		1			1
UT HEALTH RGV CLINICAL LABORATORY			1	100%	1
Birmingham Nursing and Rehabilitation East LLC		1			1
MEMORIAL HOSPITAL LOS BANOS			1	100%	1
CHILDREN'S AT SATELLITE BOULEVARD URGE		1			1
DOCTORS MEMORIAL HOSP HOME HEALTH CARE		1			1
The Carrington		1			1
PEDRO L ORTEGA MD PA			1	100%	1
Willow Ridge Center		1			1
White Oak Manor - Rock Hill		1			1

# COVID-19: testing by laboratory

Data through Jun 1, 2021 verified as of Jun 2, 2021 at 09:25 AM

Data in this report are provisional and subject to change.

The numbers in the table below represent the number of Florida and non-Florida residents for whom test results were received by the Department of Health. A person can be tested by more than one laboratory and can have both positive and negative results. **Therefore, the sum of the numbers in each column will be larger than the total number of people tested.**

Reporting lab	Inconclusive	Negative	Positive	Percent positive	Total
EUROFINS APPLIED GENOMICS - LOUISVILLE		1			1
WALGREENS WAYNE			1	100%	1
LAKE REGIONAL HEALTH			1	100%	1
SURGERY CENTER, THE			1	100%	1
HARBIN CLINIC, LLC - MAIN OFFICE		1			1
EVERGREEN NURSING HOME		1			1
YOUTH HEALTH CENTER OF HUNTINGTON		1			1
GENESIS MICROBIOLOGY LAB		1			1
Florence Home		1			1
CROWN COLONY PEDIATRICS		1			1
Summit Medical Group Morristown Oncology		1			1
Medicalodges Neosho			1	100%	1
Arbors at Streetsboro		1			1
MEADOWS PARK HEALTH AND REHABILITATION		1			1
FRESENIUS KIDNEY CARE HILLSBOROUGH			1	100%	1
HEALTH & WELLNESS PROFESSIONALS INC			1	100%	1
BOTTINEAU GOOD SAMARITAN CENTER		1			1
MEDICAL CENTER FRANKLIN			1	100%	1
ST LUKE'S CORNWALL HOSPITAL N			1	100%	1
Jenkins Living Center		1			1
NEW ERA COMMUNITY HEALTH CENTER LLC		1			1
YAKIMA VALLEY FAMILY CLINIC			1	100%	1
FRANKLIN CBOC			1	100%	1
STAT EMERGENCY CENTER			1	100%	1
FAU MEMORY & WELLNESS CENTER			1	100%	1
1ST CALL PRIMARY CARE LLC			1	100%	1
METHODIST OLIVE BRANCH HOSPITAL			1	100%	1
AFC URGENT CARE SWAMPSCOTT			1	100%	1
Mercy Manor Transition Center			1	100%	1
San Antonio Residence and Rehabilitation Center		1			1
VA Tennessee Valley HCS-Nashville Campus			1	100%	1
LRHS Pablo Urgent Care		1			1
Brown Nursing Home		1			1
Eagle Point Health Care Center		1			1
ADVENTHEALTH MEDICAL GROUP UROLOGY AT EAST ORLANDO		1			1
INFINITY HOME CARE OF PORT CHARLOTTE, LLC			1	100%	1
CVS IL6789POCT WOODRIDGE		1			1
OUCH URGENT CARE			1	100%	1
PRIME CARE FAMILY MEDICINE			1	100%	1
SAINT JOSEPHS HOSPITAL OF ATLANTA			1	100%	1
DPH OP LAB			1	100%	1
SISTERS MISSION			1	100%	1
Manor Care of Dallastown d/b/a ManorCare Health Services - Dallastown		1			1
SEABROOK EMS			1	100%	1
DBA HICKORY CREEK AT ROCHESTER		1			1
Bayou Vista Community Care Center			1	100%	1
Maple Lane Nursing Home		1			1



# COVID-19: testing by laboratory

Data through Jun 1, 2021 verified as of Jun 2, 2021 at 09:25 AM

Data in this report are provisional and subject to change.

The numbers in the table below represent the number of Florida and non-Florida residents for whom test results were received by the Department of Health. A person can be tested by more than one laboratory and can have both positive and negative results. **Therefore, the sum of the numbers in each column will be larger than the total number of people tested.**

Reporting lab	Inconclusive	Negative	Positive	Percent positive	Total
PALOMAR MEDICAL CENTER			1	100%	1
PUBLIX PHARMACY #0332		1			1
MT SINA1 HOSPICE			1	100%	1
Whispering Pines Nursing & Rehabilitation Center		1			1
UHEALTH LEJEUNE INTERNAL MEDICINE			1	100%	1
WOOD COUNTY HEALTH DEPARTMENT			1	100%	1
COVID CLINIC, INC			1	100%	1
ST JOHNS MEDICAL CENTER		1			1
CANDLER HOSPITAL			1	100%	1
INTERNAL MEDICINE OF SOUTHWEST FLORIDA			1	100%	1
VICTORIA PAIN AND REHABILITATION CENTER			1	100%	1
HILLVIEW TERRACE			1	100%	1
PROGRESSIVE MEDICAL RESEARCH			1	100%	1
ODESSA MEMORIAL HOSPITAL			1	100%	1
SYNERGENE LABORATORY			1	100%	1
PEDIATRIC ASSOCIATES - JACKSONVILLE			1	100%	1
Harry S. Truman Memorial Veterans Hospital		1			1
Good Samaritan Society - Albion		1			1
NORTHWESTERN UNIVERSITY HEALTH SERVICE			1	100%	1
CHRISTIANA HOSPITAL		1			1
HENRY FORD HOSPITAL			1	100%	1
HARDIN HEALTH INC		1			1
JPS HEALTH CENTER AT TRUE WORTH PLACE			1	100%	1
CVS IL2297651CV JOLIET		1			1
GENESIS MEDICAL CENTER OF CORAL SPRINGS INC			1	100%	1
PATIENT FIRST - CHERRY HILL		1			1
THE LITTLE CLINIC LLC			1	100%	1
ALL AMERICAN FAMILY AND GERIATRIC CARE			1	100%	1
GULF BREEZE TREATMENT CENTER, LLC			1	100%	1
EC OPCO GROSSMONT GARDENS, LP			1	100%	1
MEDCARE-GARNERS FERRY			1	100%	1
WELLSTREET - AUSTELL		1			1
CARRINGTON, LLC D/B/A THE CARRINGTON		1			1
Cerenity Senior Care-White Bear Lake		1			1
ANDERSON NURSING CENTER			1	100%	1
ACCESS TOTAL CARE			1	100%	1
FAIRHAVEN		1			1
Traymore Nursing Center		1			1
PUBLIX PHARMACY #1122		1			1
RENEGADEXBIO, PBC	1				1
BACON COUNTY HOSPITAL		1			1
WORKCARE, INC GLOBALFOUNDRIES			1	100%	1
Hinesville VA Clinic		1			1
SPRINGFIELD HOSPITAL			1	100%	1
SOUTH GEORGIA HEALTH SYSTEMS			1	100%	1
TMH PHYSICIAN PARTNERS WAKULLA			1	100%	1
FAMILY MEDICAL CENTERS			1	100%	1

# COVID-19: testing by laboratory

Data through Jun 1, 2021 verified as of Jun 2, 2021 at 09:25 AM

Data in this report are provisional and subject to change.

The numbers in the table below represent the number of Florida and non-Florida residents for whom test results were received by the Department of Health. A person can be tested by more than one laboratory and can have both positive and negative results. **Therefore, the sum of the numbers in each column will be larger than the total number of people tested.**

Reporting lab	Inconclusive	Negative	Positive	Percent positive	Total
ENCOMPASS HEALTH REHAB HOSP NEW ENGLAND		1			1
PENNY PEDIATRICS		1			1
INTERIM HEALTHCARE OF PALM COAST			1	100%	1
HEALTHPARTNERS HUDSON CLINIC			1	100%	1
JET MEDICAL CENTER			1	100%	1
LABORATORY COPRORATION OF AMERICA			1	100%	1
ELEMENTS PHARMACY			1	100%	1
BARTLE'S PHARMACY INC			1	100%	1
AMBRY GENETICS CORP	1				1
STONECREST MEDICAL CENTER		1			1
Acts Manor House		1			1
UABC			1	100%	1
INTERNAL MEDICINE GROUP OF CENTRAL FLORIDA			1	100%	1
Eddy Memorial Geriatric Center		1			1
MEDEXPRESS URGENT CARE - LEOMINSTER		1			1
MRMC LAB MICRO			1	100%	1
SUMMERLIN MEDICAL CENTRE			1	100%	1
CLINICAL PATHOLOGY LABORATORIES SOUTHEAST INC			1	100%	1
SPECIALTY MOLECULAR - DENVER			1	100%	1
MARION GENERAL HOSPITAL			1	100%	1
INDIGO PALMS			1	100%	1
PROVIDENCE ST. PATRICK HOSPITAL			1	100%	1
CVS OH5458POCT GROVE CITY		1			1
PATIENT FIRST - VOORHEES		1			1
LIFECARE MEDICAL CENTER			1	100%	1
RADIANCE HEALTH RX		1			1
BROOKDALE FORT WALTON BEACH			1	100%	1
WESTCHESTER MEDICAL CENTER ADVANCED		1			1
REGIONAL MEDICAL CENTER			1	100%	1
INNOVATIVE HEALTH DIAGNOSTIC OF CALIFORNIA			1	100%	1
SARASOTA MEMORIAL HOSPITAL		1			1
DIXIE REGIONAL MEDICAL CENTER			1	100%	1
SOUTH COUNTY NURSING AND REHABILITATION		1			1
BROOKDALE WEST PALM BEACH			1	100%	1
IMMY LABS			1	100%	1
D'YOUVILLE SCHOOL OF PHARMACY		1			1
MYLAN-SOUTH POINT PA		1			1
NORTHWEST LABS, INC			1	100%	1
RIVERTON CBOC			1	100%	1
HERITAGE HEALTHCARE CENTER AT TALLAHASSEE			1	100%	1
WALGREENS #11572		1			1
COLQUITT COMPLETE CARE			1	100%	1
CVS TN6394POCT BRENTWOOD		1			1
CATHOLIC MEDICAL CENTER			1	100%	1
INTERIM HEALTHCARE			1	100%	1
SAINT JOSEPH'S HOSPITAL AND MEDICAL CENTER		1			1
NORTHWEST COMMUNITY HOSPITAL LABORATORY			1	100%	1

# COVID-19: testing by laboratory

Data through Jun 1, 2021 verified as of Jun 2, 2021 at 09:25 AM

Data in this report are provisional and subject to change.

The numbers in the table below represent the number of Florida and non-Florida residents for whom test results were received by the Department of Health. A person can be tested by more than one laboratory and can have both positive and negative results. **Therefore, the sum of the numbers in each column will be larger than the total number of people tested.**

Reporting lab	Inconclusive	Negative	Positive	Percent positive	Total
PSL JAX BEACH OPERATIONS LLC			1	100%	1
BRUNSWICK HEALTH AND REHABILITATION CE		1			1
Manorcare Health Services-Oxford Valley		1			1
Kroger 838 - The Little Clinic Fairborn		1			1
ARISTACARE AT MANCHESTER		1			1
CareATC - Columbia College #58		1			1
Indian Oaks Living Center		1			1
CAREFIRST URGENT CARE - BEECHMONT			1	100%	1
KODIAK AREA NATIVE ASSOCIATION-KANA			1	100%	1
BONNER GENERAL HOSPITAL		1			1
MEDEXPRESS URGENT CARE - JACKSON		1			1
NORTH CAROLINA STATE LABORATORY OF PUBLIC HEALTH, SPECTRUM LAB NETWORK			1	100%	1
PATHOLOGY ASSOCIATES			1	100%	1
LIBERTY COMMONS NURSING AND REHABILITA		1			1
Kroger 086 - The Little Clinic Broomfield-Sheridan		1			1
MAYO MEDICAL LABORATORIES			1	100%	1
UMC WEST CLINIC			1	100%	1
ULTIMATE ANALYSIS LABORATORY			1	100%	1
FLORIDA HOSPITAL TRANSPLANT CENTER		1			1
CARENOW DENTON			1	100%	1
HOLMES FAMILY PRACTICE PA			1	100%	1
SPECTRUM LUDINGTON			1	100%	1
KORNBLIT MEDICAL PC		1			1
HALIFAX FAMILY HEALTH CENTER			1	100%	1
CONEY ISLAND HOSP			1	100%	1
SPEARE MEMORIAL HOSPITAL			1	100%	1
View Ridge Care Center		1			1
COASTAL ER IX, PHYSICIANS PREMIER			1	100%	1
HUNTSVILLE HOSPITAL			1	100%	1
WALGREENS # 12338		1			1
BREVARD COUNTY JAIL			1	100%	1
INDIAN RIDGE		1			1
Mason Health and Rehab		1			1
MAINE HEALTH AND ENVIRONMENTAL TESTING LABORATORY			1	100%	1
AMALIA'S COMMUNITY CLINIC, CORP			1	100%	1
MED FIRST URGENT CARE CENTERS INC			1	100%	1
SUNRISE CLINIC SANTA ROSA		1			1
NORTH WEST FLORIDA DIAGNOSTIC ENOCRINOLOGY CLINIC			1	100%	1
LANCASHIRE HALL NURSING AND REHABILITATION CENTER		1			1
WEST CARVER MEDICAL ASSOCIATES		1			1
Kroger 670 - The Little Clinic Powell		1			1
THE LITTLE CLINIC, LLC			1	100%	1
CVS MA6466POCT SWANSEA		1			1
Hawthorne House		1			1
AUGUSTA HEALTH SD			1	100%	1
HEARTLAND NURSING & REHABILITATION		1			1
ORMOND PEDIATRICS PA			1	100%	1

# COVID-19: testing by laboratory

Data through Jun 1, 2021 verified as of Jun 2, 2021 at 09:25 AM

Data in this report are provisional and subject to change.

The numbers in the table below represent the number of Florida and non-Florida residents for whom test results were received by the Department of Health. A person can be tested by more than one laboratory and can have both positive and negative results. **Therefore, the sum of the numbers in each column will be larger than the total number of people tested.**

Reporting lab	Inconclusive	Negative	Positive	Percent positive	Total
HALIFAX HEALTH LAB			1	100%	1
KENT		1			1
MIAMI JEWISH DIALYSIS			1	100%	1
FLAGSTAFF MEDICAL CENTER			1	100%	1
ASHLEY K SHARMA MD PA			1	100%	1
CLEVELAND CLINIC FLORIDA WAIVED			1	100%	1
HEALTHCARE AND REHAB OF SANFORD CORPORATION OF AMERICA		1			1
HENRICO DOCTORS HOSPITAL LABORATORY			1	100%	1
CONNECTICUT CVS PHARMACY LLC		1			1
ENCOMPASS HEALTH REHABILITATION HOSPITAL OF		1			1
FAWCETT MEMORIAL HOSPITAL NURSING			1	100%	1
BROOKS COUNTY HOSPITAL			1	100%	1
SUNSHINE FAMILY & WELLNESS CENTER			1	100%	1
JOHN H. STROGER, JR. HOSPITAL OF COOK COUNTY			1	100%	1
CHILDRENS AT NORTH POINT URGENT CARE L		1			1
TITUS REGIONAL MEDICAL CENTER			1	100%	1
MERRILL GARDENS AT CHAMPIONSGATE			1	100%	1
CVS NY2297002CV NEW YORK			1	100%	1
ATLANTA PLUS URGENT CARE, LLC			1	100%	1
EMERGENCY CARE SERVICES LAB AT JFK MEDICAL CENTER			1	100%	1
FAIRFAX COUNTY HEALTH DEPT LABORATORY			1	100%	1
DSI LABORATORIES-NAPLES-7TH			1	100%	1
SANTA ROSA PEDIATRICS			1	100%	1
LAKE VIEW COURT		1			1
TUNIS STREET GROUP HOME		1			1
USA Healthcare LTC, LLC - Folsom Center for Rehabilitation & Healthca		1			1
SEASONS HOSPICE AND PALLIATIVE CARE OF			1	100%	1
PANCARE HEALTH - NORTHSIDE ELEMENTARY			1	100%	1
SINAI URGENT CARE FORT WORTH, LLC			1	100%	1
SUMMERFIELD SUITES		1			1
ANSWERS RESOURCE FACILITY		1			1
Sarah A. Todd Memorial Home		1			1
Lopatcong Center		1			1
Trucare Living Centers - Columbus		1			1
KEY WEST BRANCH MEDICAL CLINIC			1	100%	1
MALUHIA		1			1
HEALTH GUAGE			1	100%	1
BLAKE AT PENSACOLA OPERATION CO, LLC, THE			1	100%	1
SILVER SPRINGS SHORES DIALYSIS			1	100%	1
Raleigh Center (WV)			1	100%	1
BRISTOL REGINAL MEDICAL CENTER			1	100%	1
US LABORATORIES			1	100%	1
CHILDREN'S CLINIC			1	100%	1
BAYSTATE REFERENCE LABORATORY			1	100%	1
FRESENIUS KIDNEY CARE OF CLERMONT WEST			1	100%	1
SOPHIA MEDICAL ASSOCIATES, PC			1	100%	1

# COVID-19: testing by laboratory

Data through Jun 1, 2021 verified as of Jun 2, 2021 at 09:25 AM

Data in this report are provisional and subject to change.

The numbers in the table below represent the number of Florida and non-Florida residents for whom test results were received by the Department of Health. A person can be tested by more than one laboratory and can have both positive and negative results. **Therefore, the sum of the numbers in each column will be larger than the total number of people tested.**

Reporting lab	Inconclusive	Negative	Positive	Percent positive	Total
VIVIAN SIMMONS FAMILY PRACTICE			1	100%	1
OMNICARE PHARMACY OF TEXAS 1, LP		1			1
ACCESS HEALTH CARE PHYSICIANS, LLC		1			1
VERIFY LABS			1	100%	1
LAKEWOOD RANCH URGENT CARE PA			1	100%	1
SUNRISE HOSPITAL & MEDICAL CENTER-POC TESTING LAB			1	100%	1
WELLNOW URGENT CARE-OSWEGO			1	100%	1
CVS AZ69POCT PEORIA		1			1
SEMA4			1	100%	1
UT HEALTH RIO GRANDE VALLEY SPECIALTY PEDIATRICS			1	100%	1
CELEBRATION FAMILY PHYSICIANS LLC			1	100%	1
Kroger - KR001100688			1	100%	1
LAKE TRAVIS EMERGENCY HOSPITAL			1	100%	1
WALGREENS #05690		1			1
ST. JOSEPH MERCY ANN ARBOR HOSPITAL			1	100%	1
ST ROSE HOSPITAL			1	100%	1
AMBULATORY CARE CLINIC, LLC			1	100%	1
PATHLAB SERVICES			1	100%	1
MID FLORIDA BIOLOGICALS			1	100%	1
YOUR KIDS URGENT CARE			1	100%	1
MCR HEALTH VENICE PEDIATRICS			1	100%	1
ACL LABORATORIES			1	100%	1
CORVALLIS CLINIC PC LAB		1			1
GENEMARKERS LLC			1	100%	1
Eden Meadows		1			1
TRIPLE O RESEARCH INSTITUTE PA			1	100%	1
CFCH - FROSTPROOF			1	100%	1
HONEY BROOK MED INVESTORS LTD/DBA		1			1
TANGLEWOOD MANOR		1			1
CENTRAL TX MEDICAL CENTER - LAB			1	100%	1
MEDEXPRESS URGENT CARE - WILLINGBORO		1			1
SOUTHWESTERN VERMONT MEDICAL CENTER			1	100%	1
PENSACOLA PATHOLOGY		1			1
CHILDRENS SPECIALIST PEDIATRIC PULMMOLOGY &			1	100%	1
FOUNTAIN VALLEY REGIONAL HOSPITAL & MEDICAL CENTER			1	100%	1
BROWNS HOUSE ASSISTED LIVING FACILITY LLC		1			1
CENTER AT WATERFRONT		1			1
EXCEPTIONAL EMERGENCY CENTER			1	100%	1
AMERICAN MEDICAL RESPONSE - FARMER BRA		1			1
BRIGHAM YOUNG UNIV STUDENT HEALTH CTR			1	100%	1
Encompass Health Rehab Hosp Albuquerque		1			1
CHESAPEAKE REGIONAL MEDICAL CENTER			1	100%	1
Encompass Health Rehab Hosp Alexandria		1			1
CORE OCCUPATIONAL MEDICINE			1	100%	1
NEW ULM MEDICAL CENTER			1	100%	1
The Pines at Catskill		1			1
EMERGENCE MEDICINE			1	100%	1



# COVID-19: testing by laboratory

Data through Jun 1, 2021 verified as of Jun 2, 2021 at 09:25 AM

Data in this report are provisional and subject to change.

The numbers in the table below represent the number of Florida and non-Florida residents for whom test results were received by the Department of Health. A person can be tested by more than one laboratory and can have both positive and negative results. **Therefore, the sum of the numbers in each column will be larger than the total number of people tested.**

Reporting lab	Inconclusive	Negative	Positive	Percent positive	Total
RIVERSIDE MEDICAL CENTER		1			1
FLAGLER PROFESSIONAL HEALTH CARE SERVICES INC		1			1
FRESENIUS MEDICAL CARE TAMPA LLC			1	100%	1
HCL LABORATORIES			1	100%	1
Kroger 347 - The Little Clinic Tates Creek		1			1
APPLECARE BRUNSWICK			1	100%	1
CLARKSVILLE MANOR INC		1			1
WELL KEY HEALTH		1			1
MACKINAC STRAITS LONG TERM CARE UNIT		1			1
CENTRAL ALABAMA HEALTH CARE SYSTEM			1	100%	1
INDIANA INTERNAL MEDICINE			1	100%	1
PREVENTIVE CARDIOLOGY AND INTERNAL MEDICINE ASSOCI			1	100%	1
METHODISM MIDLOTHIAN MEDICAL CENTER			1	100%	1
NHC HEALTH CARE CENTER		1			1
CARENOW URGENT CARE-HENDERSONVILLE		1			1
THYROID SPECIALTY LABORATORY			1	100%	1
Kempsville Health and Rehab Center		1			1
PUBLIC HEALTH LABORATORIES			1	100%	1
Scepter Rehab and Health care		1			1
JOHN HOPKINS WELLNESS CENTER PEPSICO			1	100%	1
Kroger 767 - The Little Clinic Beaumont		1			1
CARENOW URGENT CARE - ANTIOCH		1			1
PRESTIGE ER			1	100%	1
CFHC - FROSTPROOF			1	100%	1
SUREPOINT URGENT CARE PADRE ISLAND			1	100%	1
VA NCHCS - Redding Division		1			1
PHYSICIANS PRIMARY CARE LEHIGH PEDS			1	100%	1
FAMILY MEDICAL CENTER		1			1
Medilodge of Midland		1			1
WALGREENS_CHICAGO		1			1
NATIONS TOBIN RECREATION CENTER			1	100%	1
LAKEWOOD RANCH MEDICAL GROUP LLC			1	100%	1
LAKESIDE MEDICAL CENTER		1			1
MARTIN MEMORIAL MEDICENTER			1	100%	1
LEHIGH PULMONARY ASSOCIATES			1	100%	1
IC LABS			1	100%	1
BIOLOGICAL AND CHEMICAL EMERGENCIES LABORATORY			1	100%	1
Waters of Covington		1			1
Walgreens #9121		1			1
EMERALD HEALTH CARE		1			1
WALGREENS #05150		1			1
VIP STARNETWORK		1			1
Good Samaritan Society-Atkinson		1			1
FLAGLER MEDICAL ASSOCIATES PA			1	100%	1
FAMILY INTERNAL MEDICINE OF CLERMONT			1	100%	1
KELLY			1	100%	1
Kroger 465 - The Little Clinic Oakley		1			1

# COVID-19: testing by laboratory

Data through Jun 1, 2021 verified as of Jun 2, 2021 at 09:25 AM

Data in this report are provisional and subject to change.

The numbers in the table below represent the number of Florida and non-Florida residents for whom test results were received by the Department of Health. A person can be tested by more than one laboratory and can have both positive and negative results. **Therefore, the sum of the numbers in each column will be larger than the total number of people tested.**

Reporting lab	Inconclusive	Negative	Positive	Percent positive	Total
DODGE COUNTY HOSPITAL LABORATORY		1			1
MID-SOUTH URGENT CARE, PLLC			1	100%	1
MIAMI CHILDRENS HOSPITAL MIDTOWN OUTPATIENT CENTER			1	100%	1
MD TOX LABORATORY			1	100%	1
Masonic Medical Research Institute			1	100%	1
CARENOW MIDTOWN			1	100%	1
HALIFAX HEALTH PRIMARY CARE			1	100%	1
DAKOTA PRO FOOTBALL, LLC		1			1
FLORIDA CLINICAL LABORATORY INC DBA			1	100%	1
SANTA MONICA CA-UCLA MC			1	100%	1
ST. MARY MEDICAL CENTER		1			1
PAMC MICRO LAB			1	100%	1
SANFORD CLINIC 32ND AND ELLIS LABORATORY		1			1
Ohman Family Living at Holly Assisted Living		1			1
KIDZ CARE PEDATRICS			1	100%	1
ADVANTA LABS, LLC		1			1
Diversicare of Eupora		1			1
UCSD MICROBIOLOGY LABORATORY			1	100%	1
Kroger 923 - The Little Clinic Centerville		1			1
CAN COMMUNITY HEALTH NORTH MIAMI, FL		1			1
TMH PHYSICIAN PARTNERS			1	100%	1
NORTHEAST TEXAS DIALYSIS		1			1
PORTNEUF MEDICAL CENTER		1			1
Chillicothe VAMC			1	100%	1
MARYWOOD HEIGHTS		1			1
Kroger 527 - The Little Clinic Hwy 70 S.		1			1
LAB. CORP. OF AMERICA			1	100%	1
Falmouth By The Sea			1	100%	1
MEDEXPRESS WELL - OLDSMAR			1	100%	1
Community Compassion Center of Batesville			1	100%	1
Accordius Health at Gastonia			1	100%	1
Springdale Village		1			1
NEW HEMPSTEAD PEDIATRICS PC		1			1
PowerBack Piscataway Center		1			1
HOLYOKE MEDICAL CENTER			1	100%	1
MEDEXPRESS URGENT CARE-MEADVILLE			1	100%	1
METHODIST HOSPITAL SOUTHLAKE			1	100%	1
LOWCOUNTRY URGENT CARE			1	100%	1
Hempfield Manor		1			1
IDAHO HEALTH DEPARTMENT			1	100%	1
Oakview Manor Health and Rehab		1			1
SUNY BROCKPORT STUDENT HEALTH CENTER		1			1
MED TECH CLINICAL LABORATORY		1			1
ASHLEY PEDICATRICS DAY AND NIGHT CLINIC			1	100%	1
WINCHESTER HOSPITAL			1	100%	1
HOMESTEAD MEDICAL CLINIC PA			1	100%	1
SOFFER HEALTH INSTITUTE			1	100%	1

# COVID-19: testing by laboratory

Data through Jun 1, 2021 verified as of Jun 2, 2021 at 09:25 AM

Data in this report are provisional and subject to change.

The numbers in the table below represent the number of Florida and non-Florida residents for whom test results were received by the Department of Health. A person can be tested by more than one laboratory and can have both positive and negative results. **Therefore, the sum of the numbers in each column will be larger than the total number of people tested.**

Reporting lab	Inconclusive	Negative	Positive	Percent positive	Total
Central Alabama Veterans HCS - East Campus		1			1
ANDREWS			1	100%	1
MED FIRST URGENT CARE			1	100%	1
Avon Health Center		1			1
DECATUR MORGAN HOSPITAL - DECATUR GENE		1			1
CLINICAL LABORATORY DEPARTMENT			1	100%	1
HANCOCK REGIONAL HOSPITAL		1			1
TRANSCEND PERFORMANCE AND LIFESTYLE INSTITUTE			1	100%	1
Kroger 539 - The Little Clinic Memorial Blvd.		1			1
CLINTON DRUG STORE		1			1
UNIVERSITY OF FLORIDA			1	100%	1
LSU MEDICAL CENTER			1	100%	1
J F K PEDIATRICS			1	100%	1
MED LAB SERVICES, LLC			1	100%	1
CLEVELAND CLINIC FLORIDA LAB			1	100%	1
CLINICAL MICROBIOLOGY LAB FAIRVIEW UNIVERSITY HOSPITAL			1	100%	1
Oak Hill Health & Rehabilitation Center			1	100%	1
ALPHA 1 ANTITRYPSIN RESEARCH PROGRAM			1	100%	1
Central Park Healthcare & Rehabilitation Center		1			1
ALTAMONTE MEDICAL ASSOCIATES PA			1	100%	1
EAST END PEDIATRICS		1			1
CHILDRENS HEALTHCARE CTE OF NORTHERN		1			1
ADVANCE GASTROENTEROLOGY			1	100%	1
Heartland of Perrysburg		1			1
WHITE WILSON MEDICAL CENTER NEPHROLOGY		1			1
PALM BEACH PEDIATRIC UROLOGY			1	100%	1
DOCTORS URGENT CARE OFFICE			1	100%	1
FAMILY MEDICINE AT KISSIMMEE		1			1
Brookdale Richmond Place		1			1
WATERSIDE HEALTH & REHAB CENTER, LLC		1			1
TALLAHASSEE DIALYSIS		1			1
MOREHOUSE COLLEGE STUDENT HEALTH CENTE		1			1
CELEBRATION HOSPITAL			1	100%	1
CVS AZ3264POCT PHOENIX			1	100%	1
OPCO LLC LEGACY NURSING AND REHABILITA		1			1
TRANSYLVANIA REGIONAL HOSPITAL LAB			1	100%	1
PARKWAY REGIONAL MEDICAL CENTER LAB			1	100%	1
Kroger 524 - The Little Clinic Iron Bridge Road		1			1
ONSITE LABORATORIES			1	100%	1
CAPE CORAL HOSPITAL NURSING			1	100%	1
BENEWAH COMMUNITY HOSPITAL		1			1
INTERNAL MEDICINE GROUP OF WINTER HAVEN PA		1			1
CARESPOT - WELLINGTON			1	100%	1
441 URGENT CARE CENTER - BROWNWOOD			1	100%	1
Walgreens #11854			1	100%	1
Riverside Nursing & Rehabilitation Center		1			1
SUMMIT LABORATORY			1	100%	1

# COVID-19: testing by laboratory

Data through Jun 1, 2021 verified as of Jun 2, 2021 at 09:25 AM

Data in this report are provisional and subject to change.

The numbers in the table below represent the number of Florida and non-Florida residents for whom test results were received by the Department of Health. A person can be tested by more than one laboratory and can have both positive and negative results. **Therefore, the sum of the numbers in each column will be larger than the total number of people tested.**

Reporting lab	Inconclusive	Negative	Positive	Percent positive	Total
PROVIDENCE HOSPITAL			1	100%	1
Kroger 379 - The Little Clinic Stony Brook		1			1
SANFORD LABORATORIES WATERTOWN			1	100%	1
CORDOVA FAMILY PRACTICE			1	100%	1
BLUE RIDGE URGENT CARE MORGANTON			1	100%	1
BROOKSHIRE, THE			1	100%	1
SUNY AT STONY BROOK			1	100%	1
PENROSE HOSPITAL			1	100%	1
NEMOURS CHILDRENS URGENT CARE			1	100%	1
Northwest Metro VA OPC		1			1
BRIAN C GRINER MD LLC			1	100%	1
Encompass Health Rehab Hosp Tinton Falls		1			1
SUTTER HEALTH SACRAMENTO SIERRA REGION			1	100%	1
Kroger - KRO03400316			1	100%	1
Seal Rock Healthcare		1			1
Ashland Place Health and Rehabilitation, LLC		1			1
HSRE-ASL CASSELBERRY TRS, LLC			1	100%	1
WY RETIREMENT CENTER		1			1
Kroger 682 - The Little Clinic Combs and Gantzel		1			1
EILEEN TURBESSI MD PA		1			1
Waycross VA CBOC		1			1
FLAGLER COUNTY BOARD OF COUNTY COMMISSIONERS			1	100%	1
WELLINGTON WEST 100176			1	100%	1
Erwin Health Care Center		1			1
DEVITA		1			1
SUN CITY DIAGNOSTIC CENTER			1	100%	1
ELLICOTT CENTER FOR REHABILITATION AND		1			1
Walgreens #10988		1			1
WARREN GENERAL HOSPITAL			1	100%	1
LIFE CARE CENTER OF GWINNETT		1			1
ELATION HEALTH		1			1
Robinson Terrace Rehabilitation and Nursing Center		1			1
STANLY REGIONAL MEDICAL CENTER			1	100%	1
SONORAN DESERT PATHOLOGY			1	100%	1
GATEWAY COMMUNITY SERVICES INC			1	100%	1
Brio of Johnston		1			1
NCH HEALTHCARE CREEKSIDE ENDOSCOPY			1	100%	1
FLORIDA MEDICAL CLINIC, PA		1			1
BRIDGEWAY CENTER INC			1	100%	1
Garden Villa Bedford		1			1
COSTCO PHARMACY #1023			1	100%	1
ST LUKES HOSPITAL LAB			1	100%	1
Monument Health Strugis Care Center		1			1
WILMINGTON NURSING AND REHAB			1	100%	1
CAN COMMUNITY HEALTH LLC		1			1
PCG MOLECULAR			1	100%	1
DERMDX, DIV OF AURORA DIAGNOSTICS/BERNHARDT LAB		1			1

# COVID-19: testing by laboratory

Data through Jun 1, 2021 verified as of Jun 2, 2021 at 09:25 AM

Data in this report are provisional and subject to change.

The numbers in the table below represent the number of Florida and non-Florida residents for whom test results were received by the Department of Health. A person can be tested by more than one laboratory and can have both positive and negative results. **Therefore, the sum of the numbers in each column will be larger than the total number of people tested.**

Reporting lab	Inconclusive	Negative	Positive	Percent positive	Total
CHATSWORTH ASSISTED LIVING COMMUNITY AT PGA NATIONAL			1	100%	1
CENTRAL TX URGENT CARE			1	100%	1
FLORIDA STATE UNIVERSITY HEALTH SERVICES			1	100%	1
PROVENA SAINT JOSEPH MEDICAL CENTER			1	100%	1
FLORIDA ADVANCED MEDICAL AND DERM AESTHETICS LLC			1	100%	1
JOHNSON MEDICAL SERVICES			1	100%	1
NIHCC			1	100%	1
St. Catherine's manor of Findlay		1			1
BOCA GENERAL AND FAMILY MEDICINE		1			1
Garden View Care Center at Dougherty Ferry		1			1
WINDSOR MANOR			1	100%	1
SOMA MEDICAL CENTER PA #4			1	100%	1
NORTH FLORIDA REGIONAL MEDICAL CENTER EMERGENCY			1	100%	1
DSL TENANT II LLC			1	100%	1
PALM SPRINGS GENERAL HOSPITAL			1	100%	1
PINES AT RUTLAND, THE		1			1
CHILDRENS CLINIC OF PENSACOLA PA			1	100%	1
WALGREENS #04786		1			1
TAMPA HEALTH CARE PROVIDERS PA		1			1
KIOSK MEDICINE KENTUCKY LLC		1			1
Excel Care Center			1	100%	1
American Fork Care Center dba Heritage Care Center		1			1
KETAMINE HEALTH CENTERS OF WEST PALM BEACH LLC		1			1
Hillside Rehab and Care Center			1	100%	1
SOUTHEASTERN INTEGRATED MEDICAL PL			1	100%	1
MAT-SU REGIONAL MEDICAL CENTER		1			1
MEDICAL EXAMINERS OFFICE, LEESBURG			1	100%	1
NORTH BREVARD CHILDRENS MEDICAL CENTER			1	100%	1
SJMC PHYSICIAN SERVICES			1	100%	1
SAN ANTONIO DERMATOLOGY AND MEDICAL SPA			1	100%	1
PUTNAM CO HOSPITAL-D/B/A ASBURY TOWERS		1			1
SOUTH BAY HOSPITAL - BLOOD GAS LABORATORY			1	100%	1
ALL PRO ORTHOPEDICS & SPORTS MEDICINE, PA			1	100%	1
LIFESTREAM BEHAVIORAL CENTER INC			1	100%	1
ATHENS MEDICAL CENTER			1	100%	1
Oklahoma Methodist Manor			1	100%	1
Spring Gate Rehab and Healthcare Center		1			1
FRIO REGIONAL PRIMARY CARE AND URGENT CARE CLINIC			1	100%	1
Victoria Manor		1			1
LITTLE COMPANY OF MARY HOSPITAL			1	100%	1
forest city nursing & rehab center		1			1
Kroger 588 - The Little Clinic Thompsons Station		1			1
KENNEDY BOULEVARD DIALYSIS			1	100%	1
PRIMARY CARE GROUP LLC		1			1
SHAW MEDICAL GROUP LLC			1	100%	1
Medilodge of Marshall		1			1
SYNAPSE ANALYTICAL LABS		1			1



# COVID-19: testing by laboratory

Data through Jun 1, 2021 verified as of Jun 2, 2021 at 09:25 AM

Data in this report are provisional and subject to change.

The numbers in the table below represent the number of Florida and non-Florida residents for whom test results were received by the Department of Health. A person can be tested by more than one laboratory and can have both positive and negative results. **Therefore, the sum of the numbers in each column will be larger than the total number of people tested.**

Reporting lab	Inconclusive	Negative	Positive	Percent positive	Total
EXACCARE KINGSTON, LLC			1	100%	1
MEA PRIMARY CARE PLUS BYRAM			1	100%	1
CAPITAL DIAGNOSTICS			1	100%	1
PRACTITIONERS IN MOTION			1	100%	1
UTAH VALLEY HOSPITAL LABORATORY			1	100%	1
MD NOW URGENT CARE			1	100%	1
Walgreens #17445		1			1
Kroger - KRO03500568			1	100%	1
BRISTOL CHILDRENS CLINIC			1	100%	1
GULF COAST MEDICAL CENTER NURSING DEPT		1			1
MEDLABS OF FLORIDA LLC D/B/A MEDLABS DIAGNOSTICS		1			1
SIGNATURE CARE COLLEGE STATION			1	100%	1
THE HOSPITALS OF PROVIDENCE EMERGENCY ROOM			1	100%	1
ERIE COUNTY EMERGENCY SERVICES DIV OF		1			1
ManorCare Yeadon		1			1
Baptist Heath Care Center		1			1
NORTHERN LIGHT CHARLES A DEAN HOSPITAL			1	100%	1
VOLUSIA MEDICAL CENTER			1	100%	1
CROSS CREEK HEALTH CARE		1			1
PANCARE HEALTH - BRUCE			1	100%	1
ACUPATH LABORATORIES INC			1	100%	1
ALLIANCE MD DIRECT PRIMARY CARE			1	100%	1
LAKEVIEW REGIONAL HOSPITAL			1	100%	1
MEDICAL SPECIALISTS OF THE PALM BEACHES INC			1	100%	1
JFK MEDICAL CENTER			1	100%	1
QUICK FAMILY URGENT CARE LLC			1	100%	1
park avenue extended care		1			1
HIGH DESERT COURT GROUP HOME			1	100%	1
WALGREENS #5130			1	100%	1
NC STATE LAB OF PUBLIC HEALTH			1	100%	1
CEPERO PEDIATRICS PA			1	100%	1
Urgent Care 24/7 Orlando LLC			1	100%	1
ADVANCE HEALTH AND WELLNESS SOLUTIONS			1	100%	1
PEDIATRIC URGENT CARE CENTR OF FORT WORTH-LA GRAN			1	100%	1
INTERMOUNTAIN CANYONS CLINIC			1	100%	1
Elmbrook Home		1			1
BAPTIST MINOR MEDICAL CENTER			1	100%	1
GWINNETT MEDICAL CENTER			1	100%	1
BUENA VENTURA LAKES DIALYSIS			1	100%	1
MEDEXPRESS URGENT CARE - PINE BLUFF S		1			1
SUN LABORATORY SERVICES,INC			1	100%	1
SOUTHEASTERN PATHOLOGY ASSOCIATES			1	100%	1
Kroger 390 - The Little Clinic North College Hill		1			1
ATRIUM HEALTH URGENT CARE - MOUNTAIN ISLAND			1	100%	1
Washington County Nursing H0me			1	100%	1
SOUTH COUNTY MEDICAL CENTER			1	100%	1
Chateau Girardeau			1	100%	1

# COVID-19: testing by laboratory

Data through Jun 1, 2021 verified as of Jun 2, 2021 at 09:25 AM

Data in this report are provisional and subject to change.

The numbers in the table below represent the number of Florida and non-Florida residents for whom test results were received by the Department of Health. A person can be tested by more than one laboratory and can have both positive and negative results. **Therefore, the sum of the numbers in each column will be larger than the total number of people tested.**

Reporting lab	Inconclusive	Negative	Positive	Percent positive	Total
DAVIS, CASEY		1			1
PIONEER CLINICAL RESEARCH LLC			1	100%	1
HIGHLAND LABORATORY			1	100%	1
PHYSICIANS ASSOCIATES			1	100%	1
LONG BEACH CITY COLLEGE			1	100%	1
POUDRE VALLEY HOSPITAL			1	100%	1
SIERRA HEALTH CARE CENTER		1			1
RAPID CITY REGIONAL HOSPITAL -579 ATTN. LABORATORY		1			1
DOCTORS HEARING			1	100%	1
ENT AND ALLERGY ASSOCIATES OF FLORIDA			1	100%	1
ADVANCED MEDICAL LABORATORIES (AML)			1	100%	1
QUALITY LAB			1	100%	1
BMRHC HARRISON		1			1
BRIDGES AT LIFE CARE CENTER OF OCALA, THE			1	100%	1
YOUR HEALTH PEDIATRICS INC			1	100%	1
DUKE CITY URGENT CARE		1			1
ONPOINT URGENT CARE			1	100%	1
WESTOX LABS		1			1
VA North May Outpatient Clinic		1			1
Country View of Sunbury			1	100%	1
GALESBURG COTTAGE HOSPITAL LABORATORY			1	100%	1
BETTER U BETTER LIFE WELLNESS LLC			1	100%	1
MORGAN MEDICAL CENTER		1			1
LANCASTER GENERAL HOSPITAL			1	100%	1
MOUNT SINAI HOSPITAL OF QUEENS			1	100%	1
Caldwell Care		1			1
JACKSONVILLE FIRE AND RESCUE			1	100%	1
BATESVILLE - SHERWOOD URGENT CARE			1	100%	1
BEAUMONT URGENT CARE BY WELLSTREET-FARMINGTON HILL			1	100%	1
DOCTORS HOSPITAL OF LAREDO			1	100%	1
UF HEALTH EMERGENCY CENTER LABORATORY		1			1
CLINICAL CARE, INC			1	100%	1
PIEDMONT OUTPATIENT CLINIC		1			1
ELITE PRIMARY CARE			1	100%	1
SHANNON CLARK OD, PA			1	100%	1
DOMINION DIAGNOSTICS			1	100%	1
Alexandria Place		1			1
EMERY MEDICAL CENTER			1	100%	1
BMC/NASSAU			1	100%	1
CAREHERE CENTER		1			1
ENT AND ALLERGY ASSOCIATES, LLP		1			1
EKVAHCS Colmery-Oneil VAMC		1			1
CHILDREN'S HOSPITAL OF CHICAGO			1	100%	1
MY URGENT CARE CLINIC			1	100%	1
GULF COUNTY HEALTH DEPARTMENT			1	100%	1
OPTI MED PHARMACY		1			1
WAUCONDA CARE		1			1

# COVID-19: testing by laboratory

Data through Jun 1, 2021 verified as of Jun 2, 2021 at 09:25 AM

Data in this report are provisional and subject to change.

The numbers in the table below represent the number of Florida and non-Florida residents for whom test results were received by the Department of Health. A person can be tested by more than one laboratory and can have both positive and negative results. **Therefore, the sum of the numbers in each column will be larger than the total number of people tested.**

Reporting lab	Inconclusive	Negative	Positive	Percent positive	Total
WALGREENS #06164		1			1
CRESTHAVEN			1	100%	1
ASHLEY PEDIATRICS DAY & NIGHT CLINIC			1	100%	1
ST. PETERSBURG PEDIATRICS-SEMINOLE			1	100%	1
LAB TEST KENDALL LLC		1			1
ROSLYN INTERNAL MEDICINE		1			1
EDGAR PRICE FAMILY & CHILDREN HEALTHCARE CENTER			1	100%	1
Kroger 618 - The Little Clinic Trail Creek Village		1			1
SEVEN HILLS HEALTHCARE GROUP LLC DBA		1			1
Life Care Center of Paradise Valley		1			1
SPORTS MEDICINE CLINIC - U OF WYOMING			1	100%	1
LANGLADE			1	100%	1
FAMILY HEALTH CLINIC			1	100%	1
TOURO HOSPITAL LAB			1	100%	1
FAMILY HEALTHCARE SERVICES			1	100%	1
SMYTH COUNTY COMMUNITY HOSPITAL LABORATORY			1	100%	1
Signature HealthCare of Bowling Green		1			1
Ramsey Village		1			1
PALACE CARE AND REHAB		1			1
ADVANCE CARDIOVASCULAR IMAGING, INC			1	100%	1
Smg At Bridgewater Family Medicine		1			1
VISTA DEL SOL MED ASSOC		1			1
MEDCOR INC			1	100%	1
MULTICARE PHYSICIANS			1	100%	1
CRESTVIEW MED CLIN LAB			1	100%	1
WMC HEALTH GROUP INC			1	100%	1
RIVIERA BEACH HEALTH CENTER LAB			1	100%	1
EASTSIDE MEDICAL CLINIC		1			1
ADVENTHEALTH SENIOR CARE AT ORMOND			1	100%	1
CHI ST VINCENT LITTLE ROCK DIAGNOSTIC CLINIC			1	100%	1
HEALTH PARTNERS LLC		1			1
WESTMORELAND REGIONAL HOSPITAL			1	100%	1
MEDEXPRESS URGENT CARE - BENTONVILLE		1			1
Bivins Pointe			1	100%	1
Heartland of Columbia		1			1
MEDICAL ASSOCIATES OF CARTER		1			1
SHERIDAN VAMC		1			1
Heritage of Red Cloud		1			1
HUDSON REGIONAL HOSPITAL			1	100%	1
LEE MEMORIAL HEALTH SYSTEMS HOME HEALTH		1			1
NHC Chattanooga			1	100%	1
ADVANCED MOBILE MEDICAL SERVICES			1	100%	1
MEDEXPRESS URGENT CARE-BRENTWOOD		1			1
SANTA YNEZ VALLEY COTTAGE HOSP CL LAB			1	100%	1
LYNX DX, INC			1	100%	1
HOSPITAL METROPOLITANO SAN GERMAN			1	100%	1
FIT4LIFE MEDICAL CENTER			1	100%	1

# COVID-19: testing by laboratory

Data through Jun 1, 2021 verified as of Jun 2, 2021 at 09:25 AM

Data in this report are provisional and subject to change.

The numbers in the table below represent the number of Florida and non-Florida residents for whom test results were received by the Department of Health. A person can be tested by more than one laboratory and can have both positive and negative results. **Therefore, the sum of the numbers in each column will be larger than the total number of people tested.**

Reporting lab	Inconclusive	Negative	Positive	Percent positive	Total
CARROLL UNIVERSITY STUDENT HEALTH CENTER		1			1
WYTHE CNTY COMMUNITY HOSP LABORATORY			1	100%	1
OPTIMAL MEDICINE INC		1			1
SELECT SPECIALTY HOSPITAL - ORLANDO SOUTH			1	100%	1
UNIVERSITY OF MIAMI - LENNAR CENTER			1	100%	1
UNIVERSITY OF ILLINOIS PATHOLOGY LAB			1	100%	1
FAMILY MEDICAL CENTER OF HOLLYWOOD PA			1	100%	1
KEY BISCAYNE PEDIATRIC ASSOCIATES INC			1	100%	1
CASA DE ORO CARE AND REHABILITATION CE		1			1
Wedgewood Manor		1			1
Kroger 683 - The Little Clinic Foothills Plaza		1			1
VIRTUA HEALTH AND REHABILITATION		1			1
CARDIAC AND VASCULAR CONSULTANTS MD PA		1			1
ST MARY'S REGIONAL MEDICAL			1	100%	1
ANMED HEALTH MEDICAL CENTER			1	100%	1
CYPRESS CREEK DIALYSIS CTR			1	100%	1
Freedom Pointe at The Villages			1	100%	1
REHABILITATION CENTER OF SOUTH GEORGIA		1			1
WESTMINSTER COLLEGE		1			1
PARKVIEW MANOR NURSING HOME		1			1
JOHN PETER SMITH HOSPITAL- OB TRIAGE			1	100%	1
GALVESTON COUNTY HEALTH DISTRICT			1	100%	1
DONALSONVILLE HOSPITAL			1	100%	1
WALK IN FAMILY MEDICINE CENTER			1	100%	1
TEXAS HEALTH HARRIS METHODIST HOSPITAL			1	100%	1
MID FLORIDA DERMATOLOGY ASSOCIATES PA			1	100%	1
PEDIATRIC PARTNERS ZEPHYRHILLS			1	100%	1
CMC MERCY LABORATORY			1	100%	1
BROOKSVILLE REGIONAL HOSPITAL			1	100%	1
LIFE CARE CENTER OF CLEVELAND		1			1
PROGRESSIVE URGENT CARE, PC			1	100%	1
VITAL CARE			1	100%	1
CLERMONT DIALYSIS CENTER LLC			1	100%	1
ATHENS LIMESTONE HOSPITAL		1			1
SUNCOAST PRIMARY CARE LLC			1	100%	1
CORAL SPRINGS RAPID ANTIGEN TESTING			1	100%	1
ST JOSEPH MEDICAL CENTER			1	100%	1
TARRYTOWN PHARMACY			1	100%	1
EH FARGO HOSPITAL LABORATORY			1	100%	1
St. Patrick's Manor		1			1
NEMOURS CHILDREN'S			1	100%	1
ALTAMONTE SPRINGS WALK IN MED CENTER			1	100%	1
SACRED HEART HEALTH SYSTEM- MIDWIFE PROGRAM			1	100%	1
JAMES A HENRY MD LLC			1	100%	1
DEPARTMENT OF HEALTH SERVICES			1	100%	1
BRIDGEWATER PARK ASSISTED LIVING LLC			1	100%	1
WELLMED AT SUN LAKE		1			1

# COVID-19: testing by laboratory

Data through Jun 1, 2021 verified as of Jun 2, 2021 at 09:25 AM

Data in this report are provisional and subject to change.

The numbers in the table below represent the number of Florida and non-Florida residents for whom test results were received by the Department of Health. A person can be tested by more than one laboratory and can have both positive and negative results. **Therefore, the sum of the numbers in each column will be larger than the total number of people tested.**

Reporting lab	Inconclusive	Negative	Positive	Percent positive	Total
MEDPOST URGENT CARE - CIBOLO			1	100%	1
LONESTAR 24HRER MANAGEMENT LLC DBA LONESTAR 24HRER			1	100%	1
Franciscan Convalescent Hospital		1			1
PINEVILLE PHARMACY			1	100%	1
SANFORD HOSPITAL WESTBROOK		1			1
PRINCIPLE DIAGNOSTICS LLC			1	100%	1
Calhoun County Medical Care Facility		1			1
Arlington Health and Rehabilitation		1			1
FAIRVIEW HOSPITAL			1	100%	1
SOUTHWEST FLORIDA DIVISION LAB			1	100%	1
STAMFORD HOSPITAL			1	100%	1
LOUNDY		1			1
YUMA REGIONAL MEDICAL CENTER			1	100%	1
Good Shepherd Fairview Home, Inc.		1			1
MEMORIAL HERMANN OCCUPATIONAL HEALTH			1	100%	1
LINCOLN COUNTY MEDICAL CENTER		1			1
Medilodge of Kalamazoo		1			1
Strasburg Care Center		1			1
APPLECARE URGENT CARE KINGSLAND			1	100%	1
Cameron VA Clinic			1	100%	1
MAYO HEALTHCARE		1			1
CARESPOT EXPRESS HEALTHCARE BOYNTON BEACH			1	100%	1
MINUTE CLINIC, LLC		1			1
REDI-CARE INC			1	100%	1
MEDEXPRESS URGENT CARE - MT EPHRAIM		1			1
NATIONAL GENETIC INSTITUTE			1	100%	1
Parkside Manor		1			1
MID-FLORIDA PATHOLOGY LLC MOBILE UNIT # 1			1	100%	1
JEFFREY A HIRSCHFIELD, MD PA			1	100%	1
El Paso Health Care Center			1	100%	1
SUN DISCOUNT PHARMACY			1	100%	1
Shoreline Care Center			1	100%	1
RAAZI CLINICAL LABORATORY LLC			1	100%	1
Encompass Health Rehab Hosp Harmarville		1			1
PROGRESSIVE MEDICAL LAB LLC			1	100%	1
Mountain City Care and Rehabilitation Center		1			1
DIMMIT REGIONAL HOSPITAL			1	100%	1
BOND COUNTY HEALTH DEPARTMENT			1	100%	1
Carington Park			1	100%	1
PRIORITY CARE LLC			1	100%	1
FAITH FAMILY PRACTICE			1	100%	1
Senatobia Healthcare & Rehab		1			1
Williamstown Commons			1	100%	1
DESTIN SURGERY CENTER LTD		1			1
AFFILIATED LABORATORIES INC			1	100%	1
VA Central Western Massachusetts HCS		1			1
BON SECOURS ST FRANCIS MEDICAL CENTER (LABORATORY)			1	100%	1



# COVID-19: testing by laboratory

Data through Jun 1, 2021 verified as of Jun 2, 2021 at 09:25 AM

Data in this report are provisional and subject to change.

The numbers in the table below represent the number of Florida and non-Florida residents for whom test results were received by the Department of Health. A person can be tested by more than one laboratory and can have both positive and negative results. **Therefore, the sum of the numbers in each column will be larger than the total number of people tested.**

Reporting lab	Inconclusive	Negative	Positive	Percent positive	Total
AUSTIN ER LLC			1	100%	1
WILLOWBROOKE COURT AT MATTHEWS GLEN		1			1
ADVANCED URGENT CARE OF THE UPPER KEYS			1	100%	1
SUMMER PLACE NURSING & REHABILITATION		1			1
FASTMED-MILL AVENUE			1	100%	1
ADVENTHEALTH MEDICAL GROUP INTERNAL MEDICINE AT MILLS			1	100%	1
RED HOOK FAMILY PRACTICE		1			1
MEDHEALTH CLINICAL INC			1	100%	1
AVERA SACRED HEART HOSPITAL			1	100%	1
Arlington Care Center			1	100%	1
ST FRANCIS MEDICAL CENTER			1	100%	1
VA Texas Valley Coastal Bend Harlingen HCC		1			1
White River Health Care Center		1			1
EUGENE T FINAN, MD			1	100%	1
PINECREST MANOR		1			1
SS VASCULAR			1	100%	1
CARE ADVANTAGE			1	100%	1
MEMORIAL HOSPITAL AT GULFPORT			1	100%	1
MEDICAL UNIVERSITY OF SOUTH CAROLINA			1	100%	1
Kroger 699 - The Little Clinic Smyrna		1			1
COLE DIAGNOSTICS - BOISE		1			1
Consulate Health Care of Tallahassee			1	100%	1
INDIANA STATE DEPARTMENT OF HEALTH CLINIC MICROBIOLOGY		1			1
C A R E S		1			1
MOUNT SINAI CARDIO PRI CARE			1	100%	1
APPLECARE URGENT CARE			1	100%	1
CENTRAL MAINE MED CTR LAB			1	100%	1
PROVIDENCE PORTLAND MEDICAL CENTER		1			1
MEMORIAL URGENT CARE CENTER -			1	100%	1
Kroger 779 - The Little Clinic Georgetown		1			1
NEXTCARE NIFONG			1	100%	1
SOUTH DADE NURSING & REHABILITATION CENTER□			1	100%	1
AVON PARK CLUSTER		1			1
GENESEE COUNTY HEALTH DEPARTMENT		1			1
Wildwood Healthcare		1			1
HEARTLAND OF ZEPHYRHILLS FL, LLC□			1	100%	1
REELFOOT FAMILY WALK-IN CLINIC		1			1
WYOMING COUNTY DEPARTMENT OF HEALTH		1			1
ARIZONA STATE LABORATORY			1	100%	1
ACCESS FAMILY CARE LLC			1	100%	1
PLEASANT RIDGE MANOR WEST		1			1
ST ALPHONSUS MEDICAL GROUP - MERIDIAN HEALTH PLAZA		1			1
Fulton County Medical Center Long Term Care			1	100%	1
THEDACARE FAMILY MEDICINE GATEWAY			1	100%	1
MED CHOICE CENTER OF NORTH MIAMI			1	100%	1
LABWORKS LLC			1	100%	1
CVS SC7012POCT BALLENTINE			1	100%	1

# COVID-19: testing by laboratory

Data through Jun 1, 2021 verified as of Jun 2, 2021 at 09:25 AM

Data in this report are provisional and subject to change.

The numbers in the table below represent the number of Florida and non-Florida residents for whom test results were received by the Department of Health. A person can be tested by more than one laboratory and can have both positive and negative results. **Therefore, the sum of the numbers in each column will be larger than the total number of people tested.**

Reporting lab	Inconclusive	Negative	Positive	Percent positive	Total
AUTUMN HOUSE			1	100%	1
WALGREENS #09456		1			1
PARKVIEW OUTREACH COMMUNITY CENTER			1	100%	1
KID FIXERS		1			1
US AF ACADEMY COLORADO			1	100%	1
LCMC LAB SUBSECTION		1			1
GOLDING-GRANADO MEDICAL ASSOCIATES		1			1
HEALTH ALLIANCE			1	100%	1
FLORHAM PARK ENDOSCOPY CENTER		1			1
FLORIDA EPIDEMIOLOGY PROGRAM			1	100%	1
CONVENIENT URGENT CARE			1	100%	1
Lutheran Community at Telford		1			1
HEALTH FIRST HOME CARE		1			1
CONCENTRA - LEESBURG		1			1
ADVANCE FLORIDA CONSULTING			1	100%	1
Hearthstone Nursing and Rehabilitation Center		1			1
BEST CARE COMMUNITY AND FAMILY HEALTH CENTER INC			1	100%	1
VIRGINIA UROLOGY		1			1
DIGNITY HEALTH GOHEALTH		1			1
SANCHEZ CAZAU MEDICAL GROUP			1	100%	1
FLORIDA HEART AND VASCULAR MULTISPECIALTY GROUP PA			1	100%	1
CONNECTICUT CVS PAHRMACY, LLC		1			1
PROVIDENCE ST PETER HOSPITAL		1			1
St. Anthonys Nursing and Rehab			1	100%	1
MID-FLORIDA CANCER CENTERS		1			1
WELLNESS CENTER BY DR MIGNON,THE			1	100%	1
DUBLIN METHODIST HOSPITAL			1	100%	1
WELLPATH LLC		1			1
EAST LANSING OPCO		1			1
WMG URGENT CARE WOODSTOCK			1	100%	1
PHYSICIANS PREMIER ER- BASTROP			1	100%	1
KATHY L ANDERSON DO PA			1	100%	1
SHP WESTCHESTER LLC		1			1
AMERITECH COLLEGE OF HEALTHCARE			1	100%	1
INTERNAL MEDICINE,SCOTTS VALLEY OFFICE, PALO ALTO MEDICAL FOUNDATION			1	100%	1
Avantara Lake Norden		1			1
Hillandale Health Care		1			1
Rockcastle Health and Rehab		1			1
BIO REFERENCE LABORATORIES INC			1	100%	1
Westminster Canterbury Richmond		1			1
ERLANGER WESTERN CAROLINA HOSPITAL			1	100%	1
EPIC CARE PHARMACY		1			1
LUMICO LIFE INSURANCE COMPANY		1			1
BAY AREA HOSPITAL LAB & HST		1			1
CVS MI22230CV WAYNE COUNTY COMMUNITY COLLEGE			1	100%	1
WALGREENS #10854		1			1
SV MOBILE HEALTH			1	100%	1

# COVID-19: testing by laboratory

Data through Jun 1, 2021 verified as of Jun 2, 2021 at 09:25 AM

Data in this report are provisional and subject to change.

The numbers in the table below represent the number of Florida and non-Florida residents for whom test results were received by the Department of Health. A person can be tested by more than one laboratory and can have both positive and negative results. **Therefore, the sum of the numbers in each column will be larger than the total number of people tested.**

Reporting lab	Inconclusive	Negative	Positive	Percent positive	Total
UNIVERSITY OF MIAMI PRIMARY CARE SITE UMHC 3039			1	100%	1
AHUJA MEDICAL CENTER			1	100%	1
GEORGE WASHINGTON UNIVERSITY HOSPITAL			1	100%	1
West Woods of Niles		1			1
CALIFORNIA PUBLIC HEALTH LABORATORY			1	100%	1
Parkwood Healthcare Facility		1			1
REHABILITATION CENTER OF ALBUQUERQUE		1			1
Autumn Care of Suffolk		1			1
WEST PALM BEACH PHARMACEUTICALS LLC			1	100%	1
METROPOLITAN METHODIST HOSPITAL			1	100%	1
REDMOND URGENT CARE			1	100%	1
LEHIGH REGIONAL WOUND CENTER			1	100%	1
MANHATTAN COLLEGE HEALTH SERVICES		1			1
Encompass Health Rehab Hosp Salisbury		1			1
Canandaigua VAMC		1			1
PATEL MINESH		1			1
Life Care Center of Auburn		1			1
WEST FLORIDA MEDICAL ASSOCIATES PA			1	100%	1
PHYSICIANS IMMEDIATE CARE			1	100%	1
ST. LUKES HOSPITAL			1	100%	1
MEDICAL CLINIC OF HOUSTON			1	100%	1
ACCESS MEDICAL GROUP OF TAMPA INC			1	100%	1
ORCHARD PARK HEALTH CARE AND REHABILITATION CENTER		1			1
LINK PHARMACY LLC		1			1
MARTIN HEALTH PHYSICIAN GROUP			1	100%	1
WALGREENS CP		1			1
Gulf Coast health and Rehabilitation, LLC		1			1
MERCY GENERAL HOSPITAL			1	100%	1
RIDGE OPTUM FLORIDA			1	100%	1
VOLKSWAGON GROUP OF AMERICA ONSITE MEDICAL CLINIC		1			1
YOUR GOOD HEALTH MEDICAL GROUP PA			1	100%	1
SHADY LANE NURSING HOME		1			1
JACKSONVILLE HEALTH & REHAB		1			1
CRYSTAL RIVER FIRE DEPARTMENT			1	100%	1
SOUTHEAST HEALTH WESTGATE CLINIC			1	100%	1
Towne Manor West		1			1
ADVANCED DIALYSIS CENTER OF FORT LAUDERDALE			1	100%	1
NORWOOD HEALTH CENTER		1			1
PM PEDIATRICS OF BAYSIDE, PLLC		1			1
Court House Center		1			1
BRIDGEWATER AT WATERMAN VILLAGE			1	100%	1
WINNIFRED ASSISTED LIVING FACILITY INC		1			1
VELOCITY URGENT CARE - LITTLE CREEK			1	100%	1
AMERICA'S ER SITE 002 LLC			1	100%	1
MEDONE URGENT CARE			1	100%	1
Creekside Center for Rehabilitation and Healing		1			1
Kroger - KR070600172		1			1

# COVID-19: testing by laboratory

Data through Jun 1, 2021 verified as of Jun 2, 2021 at 09:25 AM

Data in this report are provisional and subject to change.

The numbers in the table below represent the number of Florida and non-Florida residents for whom test results were received by the Department of Health. A person can be tested by more than one laboratory and can have both positive and negative results. **Therefore, the sum of the numbers in each column will be larger than the total number of people tested.**

Reporting lab	Inconclusive	Negative	Positive	Percent positive	Total
SUSAN F. WILLIAMS M.D., P.A.			1	100%	1
WATERVIEW HILLS REHABILITATION AND NUR		1			1
MOUNT SINAI MEDICAL CENTER AVENTURA ER			1	100%	1
COMPLEX LABS, LLC		1			1
CVS OH6153POCT COLUMBUS		1			1
BARRINGTON TERRACE NAPLES			1	100%	1
DAUGHTERS OF SARAH NURSING CENTER		1			1
HABANA HEALTH CARE CENTER			1	100%	1
THE MADEIRA SCHOOL		1			1
DOCS OUTSIDE THE BOX INC			1	100%	1
Lakeview Care Center			1	100%	1
MED BAR LLC		1			1
AVERA ST. MARY'S HOSPITAL			1	100%	1
AURORA MEDICAL CENTER-KENOSHA			1	100%	1
WESTEX URGENT CARE, PLLC			1	100%	1
Lenbrook		1			1
VA Ann Arbor HCS - Toledo CBOC		1			1
NEMOURS CHILDREN HOSPITAL			1	100%	1
CLINICAL RESEARCH OF WEST FLORIDA		1			1
MOREHOUSE SCHOOL OF MEDICINE		1			1
URGENT CARE OF ADA			1	100%	1
CENTRAL FLORIDA MEDICAL CARE			1	100%	1
THE NEW JEWISH HOME		1			1
STATE OF ALASKA			1	100%	1
NEWARK WAYNE		1			1
CLINICAL TRIALS OF TAMPA LLC		1			1
Miller Health Care Center			1	100%	1
SUNDIAL MANUFACTURING		1			1
BOCA MEDICAL CARE			1	100%	1
SPACE COAST COMMUNITY PHARMACY			1	100%	1
NAVAL BRANCH HEALTH CLINIC			1	100%	1
KIDS HEALTH ALLIANCE PA			1	100%	1
BGB SUMMIT MEDICAL GROUP		1			1
PINNACLE PAIN CENTER PS DBA LYNX HEALTHCARE		1			1
NORWALK HOSPITAL			1	100%	1
ROCHELLE PARK MEDICAL CENTER PA		1			1
TANNER CLINIC			1	100%	1
DOCTORS MEDICAL CENTER			1	100%	1
HARDIN MEMORIAL HOSPITAL - HEARTLAND PATHOLOGY CONSULTANTS			1	100%	1
SUNSHINE URGENT CARE			1	100%	1
PARK AVENUE PEDIATRICS PC		1			1
Alaska Domiciliary Care for Homeless Veterans		1			1
Eger Health Care and Rehabilitation Center		1			1
Signature Healthcare of Georgetown		1			1
Iosco County Medical Care Facility		1			1
ROCKLEDGE HEALTH & REHABILITATION CENTER			1	100%	1
SOUTHERN NEVADA HEALH DISTRICT LABORATORY SYSTEM			1	100%	1

# COVID-19: testing by laboratory

Data through Jun 1, 2021 verified as of Jun 2, 2021 at 09:25 AM

Data in this report are provisional and subject to change.

The numbers in the table below represent the number of Florida and non-Florida residents for whom test results were received by the Department of Health. A person can be tested by more than one laboratory and can have both positive and negative results. **Therefore, the sum of the numbers in each column will be larger than the total number of people tested.**

Reporting lab	Inconclusive	Negative	Positive	Percent positive	Total
Jewish Senior Services		1			1
WALGREEN#12147		1			1
JACK M MATHENY II MD			1	100%	1
RIVERSIDE SHORE MEMORIAL HOSPITAL			1	100%	1
Alden North Shore			1	100%	1
WRNMMC BETHESDA			1	100%	1
CHEYENNE REGIONAL MEDICAL CENTER LABORATORY			1	100%	1
PRISMA HEALTH TUOMEY LABORATORY			1	100%	1
AUSTIN URGENT CARE			1	100%	1
NORTHEAST REGIONAL MEDICAL CENTER			1	100%	1
Heartland of Pittsburgh PA, LLC		1			1
SANTA BARABARA ALF LLC (THE WINDSOR)			1	100%	1
CYPRESS CREEK OUTPATIENT SURGICAL CTR, LLC			1	100%	1
MED-LAKE LABORATORY			1	100%	1
FLORIDA HOSPITAL LAB			1	100%	1
CLC of Ripley		1			1
ADVENTHEALTH WOUND CARE CENTER			1	100%	1
LEGACY SPECIALTY PHARMACY CORP			1	100%	1
CURELOGICS WOUND CARE & HYPERBARIC CENTER		1			1
MOBILE INFIRMARY MEDICAL CENTER			1	100%	1
VALLEY VISTA CARE CENTER		1			1
LIFE SAVERS EMERGENCY ROOM II, LLC		1			1
Chestnut Ridge Nursing & Rehab		1			1
Brynwood Health & Rehabilitation Center			1	100%	1
CAMAI COMMUNITY HEALTH CENTER, INC			1	100%	1
AYASS BIOSCIENCE			1	100%	1
VCU HEALTH MEDICAL CENTER PATHOLOGY			1	100%	1
INTEGRATED GENETICS SEQUENOM		1			1
WASHINGTON URGENT CARE			1	100%	1
CLEVELAND CLINIC OUTPATIENT LABORATORY			1	100%	1
HEALTH CONSERVATION, INC		1			1
QC LABORATORY			1	100%	1
HOUSTON DEPARTMENT OF HEALTH AND HUMAN SERVICES			1	100%	1
ROSEN MEDICAL CENTER AT ROSEN COLLEGE CAMPUS			1	100%	1
WEST COAST CLINICAL LABS INC			1	100%	1
FRESENIUS KIDNEY CARE OCALA			1	100%	1
PM PEDIATRICS OF VIRGINIA			1	100%	1
Crowne Health Care of Thomasville		1			1
ELAN MANATEE			1	100%	1
RIVERVIEW HOSPITAL	1				1
STANDIFER PLACE		1			1
Kroger 83 - The Little Clinic Rock Road		1			1
MANOR COURT OF CLINTON		1			1
EDWARD HOSPITAL			1	100%	1
Avera Sr. James Care Center		1			1
SANFORD I-94 CLINIC		1			1
CARESPOT - MIAMI GARDENS			1	100%	1



# COVID-19: testing by laboratory

Data through Jun 1, 2021 verified as of Jun 2, 2021 at 09:25 AM

Data in this report are provisional and subject to change.

The numbers in the table below represent the number of Florida and non-Florida residents for whom test results were received by the Department of Health. A person can be tested by more than one laboratory and can have both positive and negative results. **Therefore, the sum of the numbers in each column will be larger than the total number of people tested.**

Reporting lab	Inconclusive	Negative	Positive	Percent positive	Total
SEARHC HAINES MEDICAL CLINIC		1			1
OMC PRIMARY CARE - HOSPITAL CAMPUS			1	100%	1
OCALA RKC EAST HEMO #1			1	100%	1
SIMED HEALTH LLC		1			1
AUGUSTA HEALTH CLINICAL LABORATORY			1	100%	1
ST ROSE DOMINICAN HOSPITAL LAB-ROSE DE LIMA CAMPUS			1	100%	1
APACHE HEALTH CENTER			1	100%	1
HHCS PHARMACY INC			1	100%	1
MEDICAL PARK FAMILY CARE, INC		1			1
SHARP CHULA VISTA MEDICAL CENTER			1	100%	1
SHRIVERS PHARMACY AND WELLNESS CENTER			1	100%	1
PUBLIX PHARMACY #1114			1	100%	1
Mayfair Village Nursing Care Center		1			1
SIGNATURE HEALTHCARE BROCKTON HOSPITAL			1	100%	1
THE CHILDREN'S HOSPITAL OF PHILADELPHIA		1			1
SHARON REGIONAL MEDICAL CENTER			1	100%	1
ROAN MOUNTAIN MEDICAL CENTER			1	100%	1
WALGREENS #10364		1			1
Kroger 907 - The Little Clinic Holland		1			1
Arbors at Sylvania		1			1
NORTHCREST PHYSICIAN SERVICES INC		1			1
SOMA MEDICAL CENTER PA #2 OAKLAND			1	100%	1
URGENT CARE OF FORT LAUDERDALE INC			1	100%	1
CVS KS8573POCT OVERLAND PARK		1			1
Village Crest Center for Health & Rehabilitation		1			1
MONROE COUNTY PUBLIC HEALTH DEPARTMENT			1	100%	1
Higland Pointe Health and Rehabilitation center		1			1
NAVARRO MEDICAL CENTERS LLC			1	100%	1
WATERMAN VILLAGE HOME CARE			1	100%	1
USF PHYSICIANS GROUP			1	100%	1
MEDEXPRESS URGENT CARE - PATRICK STREE			1	100%	1
PRIME HEALTHCARE SERVICES		1			1
CITRONELLE HEALTH AND REHABILITATION CENTER		1			1
BAM INC		1			1
SUTTER GOULD MEDICAL FOUNDATION			1	100%	1
SUMMIT DETOX INC			1	100%	1
GABRIELA GOLDSTEIN MD PA			1	100%	1
FALKVILLE HEALTHCARE		1			1
Perham Living			1	100%	1
APOLLOMDX LLC			1	100%	1
CAREONE AT THE CUPOLA		1			1
VETERANS AFFAIRS MEDICAL CENTER - EAST ORANGE			1	100%	1
ADVANCED RESEARCH INSTITUTE			1	100%	1
VANAJA SUREDDI MD PA			1	100%	1
RAPID URGENT CARE, INC		1			1
PRESENCE RESURRECTION MEDICAL CENTER CHICAGO			1	100%	1
NEW ERA HEALTH CENTER INC		1			1

# COVID-19: testing by laboratory

Data through Jun 1, 2021 verified as of Jun 2, 2021 at 09:25 AM

Data in this report are provisional and subject to change.

The numbers in the table below represent the number of Florida and non-Florida residents for whom test results were received by the Department of Health. A person can be tested by more than one laboratory and can have both positive and negative results. **Therefore, the sum of the numbers in each column will be larger than the total number of people tested.**

Reporting lab	Inconclusive	Negative	Positive	Percent positive	Total
HEALTH CLINIC,THE		1			1
ELLIS HOSPITAL URGENT CARE CENTER LAB		1			1
WALGREENS #04470		1			1
INHEALTH LIFE SCIENCES LLC			1	100%	1
SC-GA2018 THE RIDGE REHABILITATION & H		1			1
KIDSVILLE PEDIATRICS III PA			1	100%	1
Kroger 929 - The Little Clinic Corryville		1			1
TEXAS HEALTH ARLINGTON MEMORIAL		1			1
CARING PROFESSIONAL HEALTH CARE LLC		1			1
NEXT LEVEL URGENT CARE (WOODLANDS)			1	100%	1
Greenhaven Health and Rehabilitation		1			1
COLER REHABILITATION AND NURSING CARE		1			1
RESTORE MEDICAL PARTNERS PLLC			1	100%	1
PERRY COUNTY NURSING HOME		1			1
BETHESDA ON TURKEY CREEK			1	100%	1
SENCARE MANAGEMENT		1			1
HAVASU REGIONAL MEDICAL CENTER			1	100%	1
ACUTE AND COMMUNICABLE DISEASE PREVENTION			1	100%	1
BROWNSVILLE ADULT AND PEDIATRIC CLINIC			1	100%	1
SWIFTCARE URGENT CARE, PLLC			1	100%	1
MADISON REHABILITATION HOSPITAL		1			1
FIRST CARE OF GAINESVILLE			1	100%	1
CATHEDRAL GERONTOLOGY CENTER DBA CATHEDRAL CARES			1	100%	1
UNITED HEALTHCARE			1	100%	1
OMAHA VA MEDICAL CENTER			1	100%	1
BRUSHY CREEK FAMILY HOSPITAL			1	100%	1
TIMPANOGOS REGIONAL HOSPITAL			1	100%	1
PERFECT HEALTH URGENT CARE AND MEDICAL		1			1
PEDRO MENENDEZ HEALTH CENTER AT ST JOHNS			1	100%	1
FIRST MEDICAL RESPONSE OF TEXAS, INC			1	100%	1
CHILDREN'S MEMORIAL HOSPITAL			1	100%	1
SOUTHEAST CLINICAL LABORATORIES		1			1
ST.ELIZABETH HEALTH CENTER	1				1
CENTRAL FLORIDA ADULT MEDICINE		1			1
DIAGNOSTIC GROUP INTEGRATED HEALTHCARE			1	100%	1
AFC URGENT CARE BEVERLY			1	100%	1
HILLSBORO MEDICAL CENTER MAIN LABORATO		1			1
UNIVERISTY HOSPITAL			1	100%	1
CTMD MEDICAL CENTER, PA			1	100%	1
SOUTHWESTERN STATE HOSPITAL LABORATORY			1	100%	1
WVU MEDICINE AT SUNCREST TOWNE CENTRE			1	100%	1
Pontotoc Health and Rehab		1			1
ORANGETOWN PEDIATRICS ASSOCIATES		1			1
ST CHARLES REDMOND LABORATORY		1			1
WEST VIRGINIA UNIVERSITY HOSPITALS			1	100%	1
STATE OF CALIFORNIA DOH SERVICES			1	100%	1
FLORIDA KEYS PED AND ADOLES CTR			1	100%	1

# COVID-19: testing by laboratory

Data through Jun 1, 2021 verified as of Jun 2, 2021 at 09:25 AM

Data in this report are provisional and subject to change.

The numbers in the table below represent the number of Florida and non-Florida residents for whom test results were received by the Department of Health. A person can be tested by more than one laboratory and can have both positive and negative results. **Therefore, the sum of the numbers in each column will be larger than the total number of people tested.**

Reporting lab	Inconclusive	Negative	Positive	Percent positive	Total
WOODSTOCK HEALTH DEPARTMENT			1	100%	1
NEVADA RURAL HOUSING AUTHORITY			1	100%	1
SOUTHERN HILLS MEDICAL CENTER			1	100%	1
RCP OF MEMORIAL WEST			1	100%	1
ARCADIA OUTREACH LAB			1	100%	1
Guardian Flight LLC		1			1
BRANDON OUTREACH CLINIC			1	100%	1
PATIENT FIRST - TAYLOR ROAD			1	100%	1
GREATER TAMPA AT HOME			1	100%	1
JMJ FAMILY PRACTICE			1	100%	1
MEDCOR, INC			1	100%	1
Good Samaritan Society - Mountian Lake		1			1
KAISER PERMANENTE FACTORIA LAB			1	100%	1
LAKE MARY DIALYSIS			1	100%	1
BL DIAGNOSTICS LLC			1	100%	1
CVS NV9586POCT RENO		1			1
BAYCARE OUTREACH LAB AT NEW TAMPA			1	100%	1
PATIENT FIRST - FAIRFAX			1	100%	1
The Pines at Poughkeepsie Center for Nursing and Rehabilitation		1			1
Schoenbrunn Healthcare		1			1
ADVENTHEALTH MEDICAL GROUP SENIOR HEALTH AT			1	100%	1
CARESOUTH HHA HOLDINGS OF THE TREASURE COAST LLC			1	100%	1
BOULDER COMMUNITY HOSPITAL			1	100%	1
Kroger 63 - The Little Clinic Glassford Hill Rd		1			1
TITUSVILLE CENTER FOR SURGICAL EXCELLENCE LLC		1			1
SSC NASHVILLE OPERATING CO LLC D/B/A		1			1
PINEBROOK CARE AND REHABILITATION CENTER□			1	100%	1
ST CATHERINE HOSPITAL LABORATORY			1	100%	1
LABORATORIO BUENA SALUD			1	100%	1
WOMAN'S HOSPITAL OF TEXAS			1	100%	1
FLORIDA DEPARTMENT OF HEALTH IN BROWARD COUNTY		1			1
ST LUKE LUTHERAN HOME		1			1
BUFFALO VAMC			1	100%	1
ROBERT TAYLOR COMMUNITY COMPLEX			1	100%	1
BIOLOGIK NP		1			1
CARESPOT - OCOEE			1	100%	1
NHC HealthCare St. Charles		1			1
UNIVERSITY OF MIAMI SCHOOL OF MEDICINE			1	100%	1
Tremont Health & Rehabilitation Center		1			1
CARILION CLINIC LAB TESTING SITE-POSTAL		1			1
WATERTOWN URGENT CARE		1			1
BARNES HEALTH CARE SERVICES			1	100%	1
Heartland Health Care Center Jacksonville			1	100%	1
NORTH SHORE HEMATOLOGY-ONCOLOGY ASSOCI		1			1
SAN JOSE CLINIC		1			1
ATHENA PLASTIC SURGERY		1			1
EVEXIA DIAGNOSTICS			1	100%	1

# COVID-19: testing by laboratory

Data through Jun 1, 2021 verified as of Jun 2, 2021 at 09:25 AM

Data in this report are provisional and subject to change.

The numbers in the table below represent the number of Florida and non-Florida residents for whom test results were received by the Department of Health. A person can be tested by more than one laboratory and can have both positive and negative results. **Therefore, the sum of the numbers in each column will be larger than the total number of people tested.**

Reporting lab	Inconclusive	Negative	Positive	Percent positive	Total
HEALTH CHOICES, PLLC		1			1
LANTANA HC LAB			1	100%	1
BLACKBERRY CENTER, THE		1			1
ST JOHN'S HOME CARE			1	100%	1
CARENOW URGENT CARE-MURFREESBORO			1	100%	1
Northern Nevada State Veterans Home		1			1
SUPERKIDS PEDIATRICS			1	100%	1
Monument Health Custer Care Center		1			1
HAMILTON CI MAIN UNIT ANNEX/ WORK CAMP			1	100%	1
OKLAHOMA BLOOD INSTITUTE			1	100%	1
INTERNAL MEDICINE ASSOCIATES OF LAKE			1	100%	1
CARENOW LAKE WORTH			1	100%	1
Nova Patient Care			1	100%	1
CENTRAL MAINE MEDICAL CENTER			1	100%	1
UUHC - REDSTONE HEALTH CENTER LABORATORY			1	100%	1
Medilodge of East Lansing		1			1
BEACHSIDE DETOX		1			1
RAMBAM URGENT CARE			1	100%	1
FOUR FREEDOMS DIALYSIS			1	100%	1
CHILDREN'S AT CHAMBLEE BROOKHAVEN URGE		1			1
MARY WASHINGTON HOSPITAL HOME HEALTH AGENCY	1				1
LITTLE HOUSE PEDIATRICS			1	100%	1
WILLOW DALE WELLNESS VILLAGE APARTMENT		1			1
NF Escambia, LLC DBA Olive BranchHealth and Rehabilitaion Center			1	100%	1
ADVANCED CARDIOVASCULAR DIAGNOSTICS OF FL			1	100%	1
Montgomery Place		1			1
CVS IN4633POCT GREENFIELD		1			1
RIO GRANDE REGIONAL HOSPITAL FAMILY PRACTICE CLINC			1	100%	1
MOUNT SINAI MEDICAL CENTER OF FLORIDA INC			1	100%	1
Kroger 433 - The Little Clinic Atoka		1			1
Newton Wellesley Center for Alzheimer's Care		1			1
ESOTERIC LAB			1	100%	1
NEMOURS CHILDREN'S PRIMARY CARE			1	100%	1
FIU HEALTH CARE CENTER			1	100%	1
MOUNTAINVIEW URGENT CARE VALLEY		1			1
SKY RIDGE MEDICAL CENTER - MICRO			1	100%	1
SHAMRA MEDICAL LABORATORY			1	100%	1
AULTMAN HOSPITAL			1	100%	1
WESLEY LONG HOSPITAL			1	100%	1
MEDCARE QUALITY MEDICAL CENTER LLC			1	100%	1
WELLMED AT BAY AREA		1			1
NEW YORK PRESBYTERIAN HOSPITAL			1	100%	1
BAPTIST HEALTH ASI			1	100%	1
Piqua Manor		1			1
VIRGINIA CVS PHARMACY, LLC DBA CVS/PHARMACY #1884		1			1
NORTHSIDE FAMILY MEDICINE		1			1
XPRESCHECK IAD (DULLES)			1	100%	1

# COVID-19: testing by laboratory

Data through Jun 1, 2021 verified as of Jun 2, 2021 at 09:25 AM

Data in this report are provisional and subject to change.

The numbers in the table below represent the number of Florida and non-Florida residents for whom test results were received by the Department of Health. A person can be tested by more than one laboratory and can have both positive and negative results. **Therefore, the sum of the numbers in each column will be larger than the total number of people tested.**

Reporting lab	Inconclusive	Negative	Positive	Percent positive	Total
DR Q PEDIATRICS			1	100%	1
PHOENIX PROGRAMS OF FLORIDA INC		1			1
NONA MEDICAL ARTS		1			1
ENT & ALLERGY ASSOCIATES, LLP - SLEEPY HOLLOW (ABBOTT)		1			1
AVANTARA REDFIELD		1			1
QUINCY DIALYSIS			1	100%	1
BIOMAT ORLANDO		1			1
OASIS FAMILY RESORT IN THE SPRINGS LLC		1			1
NULEASE MEDICAL SOLUTIONS			1	100%	1
EDEN HEALTH NOMAD LAB		1			1
MERCY HOME		1			1
MYCLINIC, INC			1	100%	1
RIVERSIDE REGIONAL MED CENTER			1	100%	1
LAURELS OF MT PLEASANT,THE		1			1
DORAL KIDNEY CENTER			1	100%	1
BLESSINGS MEDICAL CLINIC, THE			1	100%	1
THOMAS HOSPITAL			1	100%	1
LIFEGUARD AIR AMBULANCE			1	100%	1
ORMOND BEACH DIALYSIS			1	100%	1
BAPTIST HEALTH FLOYD			1	100%	1
CLIFTON SPRINGS		1			1
PALM BEACH COUNTY HEALTH DEPT.			1	100%	1
MEDCENTER PRIMARY CARE PC			1	100%	1
UNIVERSITY OF NORTH CAROLINA HOSPITALS			1	100%	1
PALMETTO CHARTER SCHOOL☐		1			1
SMITH COLLEGE HEALTH SERVICES		1			1
GATEWAY LABORATORIES		1			1
ST MARY'S OF SAGINAW		1			1
ATRIA TAMARAC			1	100%	1
CAREAGE PLASTIC SURGERY			1	100%	1
STORMONT VAIL HOSPITAL			1	100%	1
RELIANCE HOME HEALTH CARE INC		1			1
TRUCARE LIVING CENTERS - SELMA			1	100%	1
MEDLAB2020, INC			1	100%	1
ABRAZO WEST CAMPUS			1	100%	1
WAYNE COUNTY PUBLIC HEALTH		1			1
TMH PHYSICIAN PARTNERS QUINCY			1	100%	1
Roscoe Rehabilitation and Nursing Center		1			1
ALLIED PEDIATRICS & FAMILY MEDICINE			1	100%	1
Integrity Healthcare of Carbondale			1	100%	1
CHRISTUS GOOD SHEPHERD MEDICAL CENTER			1	100%	1
Troy Center for Rehabilitation & Nursing		1			1
PREMIUM HOME HEALTH CARE INC			1	100%	1
SANTA CRUZ COUNTY HEALTH SERVICES			1	100%	1
LOUISIANA STATE LAB			1	100%	1
MOUNT SAN RAFAEL HOSPITAL			1	100%	1
Erie VAMC		1			1



# COVID-19: testing by laboratory

Data through Jun 1, 2021 verified as of Jun 2, 2021 at 09:25 AM

Data in this report are provisional and subject to change.

The numbers in the table below represent the number of Florida and non-Florida residents for whom test results were received by the Department of Health. A person can be tested by more than one laboratory and can have both positive and negative results. **Therefore, the sum of the numbers in each column will be larger than the total number of people tested.**

Reporting lab	Inconclusive	Negative	Positive	Percent positive	Total
Community Care Center of Heritage House, LLC			1	100%	1
AMERICAN DRUG TESTING LAB LLC			1	100%	1
Chatsworth Health Care		1			1
PEACHEALTH LABORATORIES		1			1
BAYFRONT HEAL WOUND CARE AND HYPERBARIC CENTER			1	100%	1
SHAH			1	100%	1
BLUFFTON HEALTH CENTER			1	100%	1
Juniper Village at Bucks County		1			1
ADVENT HEALTH MEDICAL GROUP AT PINELLAS PARK			1	100%	1
MEDICAL ASSOCIATES OF PINELLAS - LAB			1	100%	1
Kroger 367 - The Little Clinic Walton		1			1
Walgreens #19461		1			1
Rehab Select of Talladega		1			1
Orange City Nursing and Rehab Center			1	100%	1
JUPITER MEDICAL CENTER INC			1	100%	1
NEW RIVER HEALTH DISTRICT			1	100%	1
ST JOHN'S MEDICAL CENTER, TETON VILLAGE			1	100%	1
TOMAH HEALTH			1	100%	1
WELLINGTON PHYSICIANS URGENT CARE AT PALOMINO			1	100%	1
Brakeley Park Center		1			1
PALM BREEZE DIALYSIS			1	100%	1
Ash Flat Healthcare and Rehabilitation Center			1	100%	1
BMC MAYPORT			1	100%	1
MEDTOWN PHARMACY			1	100%	1
Ideal Senior Living Center		1			1
MARYLAND DEPARTMENT OF HEALTH AND MENTAL HYGIENE-LABORATORIES			1	100%	1
BEVERLY ADVANCED PRACTICE NURSING		1			1
ALVERNIA UNIVERSITY HEALTH AND WELLNESS CENTER		1			1
ST. LUKE'S HOSPITAL			1	100%	1
C V S / PHARMACY #833		1			1
The Jordan Center		1			1
SANTA MONICA FERTILITY			1	100%	1
MANCHESTER COMMONS		1			1
BROCK HUGHES MEDICAL CENTER			1	100%	1
OMNI HEALTHCARE URGENT CARE			1	100%	1
PIEDMONT NEWTON HOSPITAL		1			1
RESOURCE PATH LLC			1	100%	1
MOLECULAR STAT LABORATORY			1	100%	1
PENSACOLA PRIMARY CARE INC		1			1
Manor Care Health Services			1	100%	1
MT CARMEL NURSING HOME		1			1
MERCY – NORTH IOWA			1	100%	1
Fairhope		1			1
Aspire Physical Recovery Center at Cahaba River		1			1
MARIANNA DIALYSIS CENTER			1	100%	1
CONCIERGE IV NUTRITION			1	100%	1
FHPG INTERNAL MEDICINE OF BRANDON			1	100%	1

# COVID-19: testing by laboratory

Data through Jun 1, 2021 verified as of Jun 2, 2021 at 09:25 AM

Data in this report are provisional and subject to change.

The numbers in the table below represent the number of Florida and non-Florida residents for whom test results were received by the Department of Health. A person can be tested by more than one laboratory and can have both positive and negative results. **Therefore, the sum of the numbers in each column will be larger than the total number of people tested.**

Reporting lab	Inconclusive	Negative	Positive	Percent positive	Total
LEESBURG REGIONAL MEDICAL CENTER AMBULATORY SC			1	100%	1
CITYDOC URGENT CARE			1	100%	1
LOVELACE WOMEN'S HOSPITAL		1			1
HEALTH PLUS SUNRISE MEDICAL OFFICE			1	100%	1
CONCIERGE INTERNAL MEDICINE ASSOCIATES			1	100%	1
PASTEUR MEDICAL HIALEAH GARDEN LLC			1	100%	1
BALLAD HEALTH MEDICAL ASSOCIATES URGENT CARE			1	100%	1
SPARTA HEALTH & REHAB		1			1
FLORIDA FAMILY LABORATORY		1			1
NORTHERN LIGHT AR GOULD HOSPITAL			1	100%	1
NEW VISION MEDICAL LABORATORIES			1	100%	1
CONCENTRA - TAMPA EAST		1			1
SOUTH SEMINOLE HOSPITAL POCT			1	100%	1
Kingston Care Center of Perrysburg		1			1
BAPTIST ASI			1	100%	1
DISCOVERY GENOMICS		1			1
NEMOUR'S CHILDREN'S CLINIC			1	100%	1
LAKE VISTA DIALYSIS			1	100%	1
FAMILY & INTERNAL MEDICINE CENTER		1			1
LABORATORIO MEDICO CENTRAL CONDOMINO MD			1	100%	1
NEW HANOVER REGIONAL MEDICAL CENTER			1	100%	1
PATHOLOGY		1			1
ARTIS SENIOR LIVING OF DAVIE, LLC		1			1
MANHATTAN EYE EAR AND THROAT HOSPITAL		1			1
FAMILY MEDICAL CARE OF MOUNT DORA INC			1	100%	1
AVALON NURSING CENTER		1			1
HOSPITALS OF PROVIDENCE TRANSMOUNTAIN CAMPUS, THE			1	100%	1
ALPHA CLINICAL LABORATORY CORP.			1	100%	1
VERMONT DEPT OF HEALTH LABORATORY			1	100%	1
URGENT CARE OF MORGAN CITY			1	100%	1
777 URGENT CARE			1	100%	1
TRUMAN MEDICAL CENTER - HOSPITAL HILL			1	100%	1
CHI ST. LUKE'S HEALTH BCM MEDICAL CENTER			1	100%	1
HOSPITAL SISTERS HEALTH SYSTEM (HSHS)			1	100%	1
NORTHWEST TEXAS HEALTHCARE SYSTEM,INC			1	100%	1
MERCY URGENT CARE SOUTH			1	100%	1
BADGER TESTING SERVICES LLC		1			1
STEVEN J VALENTINO, DO PC		1			1
ROSE MEDICAL CENTER LAB			1	100%	1
SIGNATURE CARE MEMORIAL CITY			1	100%	1
CHILTON URGENT CARE			1	100%	1
DORA HOME CARE			1	100%	1
PLANT CITY FIRE RESCUE		1			1
SUNCOAST FAMILY MEDICAL ASSOCIATES			1	100%	1
SAN LUIS WALK IN CLINIC, INC			1	100%	1
TENNOVA HEALTHCARE - CLEVELAND			1	100%	1
EASTSIDE URGENT CARE			1	100%	1

# COVID-19: testing by laboratory

Data through Jun 1, 2021 verified as of Jun 2, 2021 at 09:25 AM

Data in this report are provisional and subject to change.

The numbers in the table below represent the number of Florida and non-Florida residents for whom test results were received by the Department of Health. A person can be tested by more than one laboratory and can have both positive and negative results. **Therefore, the sum of the numbers in each column will be larger than the total number of people tested.**

Reporting lab	Inconclusive	Negative	Positive	Percent positive	Total
WASHINGTON CENTER FOR REHABILITATION A		1			1
CHI MEMORIAL HOSPITAL CHATTANOOGA			1	100%	1
WEST VALLEY MEDICAL CENTER		1			1
CAPSTONE REHABILITATION AND HEALTHCARE		1			1
CLERMONT HEALTH DEPARTMENT			1	100%	1
SAINT LEO UNIVERSITY INCORPORATED			1	100%	1
HARBOR HOSPITAL			1	100%	1
Royal Palm Beach Health and Rehab Center			1	100%	1
Imperial Healthcare Centre			1	100%	1
MGH DEPARTMENT OF PATHOLOGY			1	100%	1
West Bay of Tampa Center			1	100%	1
MEMORIAL HERMANN KATY HOSPITAL			1	100%	1
BUREAU COUNTY HEALTH DEPT			1	100%	1
LUTHERAN HAVEN HOME HEALTHCARE		1			1
CONVENIENT MEDICAL AND HEALTH SERVICES			1	100%	1
St. Anne Home		1			1
FRONT PORCH PEDIATRICS PLLC			1	100%	1
NORTON HOSPITAL			1	100%	1
ABSOLUTE HEALTHCARE			1	100%	1
MORNINGSIDE NURSING AND REHABILITATION		1			1
MEMORIAL PHYSICIANS LABORATORY			1	100%	1
US SEAFOODS F/T SEAFREEZE AMERICA		1			1
SPRINGBROOK HOSPITAL			1	100%	1
TRIHEALTH			1	100%	1
PIEDMONT QUICKCARE		1			1
ODYSSEY HEALTH CARE OF MARION COUNTY LLC		1			1
Moab Regional Hospital			1	100%	1
Lantern Park Specialty Care		1			1
HERNANDO COUNTY HEALTH DEPT			1	100%	1
Kroger 968 - The Little Clinic Colerain Township		1			1
Saint Joseph Living Center		1			1
CONCORDIA MANOR			1	100%	1
UNLIMITED MEDICAL SERVICES OF FL PL DBA		1			1
MISSION HOSPITAL – MEMORIAL CAMPUS			1	100%	1
MEMORIAL HEALTH UNIVERSITY MEDICAL		1			1
DOCTORS AFTER HOURS URGENT CARE CENTER			1	100%	1
FORT LOUDOUN PRIMARY CARE		1			1
Casa Real Center		1			1
Kroger - KR062000426			1	100%	1
Chateau Living Center			1	100%	1
ST VINCENTS OUTPATIENT IMAGING		1			1
HEBER VALLEY MEDICAL CENTER			1	100%	1
Courtenay Springs Village			1	100%	1
SAINT PETE MRI			1	100%	1
GOOD SHEPHERD HOSPICE INC			1	100%	1
SALEM HOSPITAL REGIONAL LABORATORY		1			1
Birchwood Care Center		1			1

# COVID-19: testing by laboratory

Data through Jun 1, 2021 verified as of Jun 2, 2021 at 09:25 AM

Data in this report are provisional and subject to change.

The numbers in the table below represent the number of Florida and non-Florida residents for whom test results were received by the Department of Health. A person can be tested by more than one laboratory and can have both positive and negative results. **Therefore, the sum of the numbers in each column will be larger than the total number of people tested.**

Reporting lab	Inconclusive	Negative	Positive	Percent positive	Total
CLAYTON NURSING AND REHABILITATION		1			1
JERSEY SHORE CENTER		1			1
CORRY MEMORIAL HOSPITAL			1	100%	1
INTERFAITH MEDICAL CENTER		1			1
FLAGLER CARE CENTER			1	100%	1
OAKWOOD HOSPITAL - SOUTHSORE			1	100%	1
PARKVIEW REGIONAL MEDICAL CENTER			1	100%	1
MAIN STREET PHARMACY OF MARCELLUS, INC		1			1
CURA LABORATORY SERVICES			1	100%	1
ST JOHNS PEDIATRICS PA		1			1
EXCEL URGENT CARE OF NJ			1	100%	1
NORTHSIDE PEDIATRICS & ADOLESCENT MEDI		1			1
HEALTH CARE SERVICES LC			1	100%	1
BOND & STEELE CLINIC PA D/B/A		1			1
Kroger 359 - The Little Clinic Bellevue		1			1
NEW MILFORD HOSPITAL			1	100%	1
MIAMI NORTH DIALYSIS			1	100%	1
5 STAR HOME HEALTH SERVICES INC		1			1
Towne Manor East		1			1
HENRICO DOCTOR'S LABORATORY			1	100%	1
TENNOVA ER - SANGO			1	100%	1
AMERICAN FAMILY CARE - SMYRNA			1	100%	1
DELTA INTERNAL MEDICINE CENTER			1	100%	1
IVAN, MAYA			1	100%	1
LAKE COMMUNITY ACTION AGENCY		1			1
NURSECARE OF ATLANTA INC DBA		1			1
THE EMORY CLINIC AT DELTA-TOC			1	100%	1
Advanced Rehabilitation of Vernon		1			1
HONU	1				1
SCRIPPS MEDICAL LABORATORY- JEFFERSON			1	100%	1
BAPTIST MEDICAL PLAZA AT WESTCHESTER			1	100%	1
PATIENT FIRST - NEWTOWN ROAD			1	100%	1
MAGGY PHARMACY INC		1			1
BIOMERIEUX			1	100%	1
PARK AVENUE MEDICAL PROFESSIONALS		1			1
HAWAII DEPARTMENT OF HEALTH LAB			1	100%	1
MEDICAL CITY NORTH HILLS			1	100%	1
CAROMONT HEALTH			1	100%	1
MINUTECLINIC DIAGNOSTIC OF KENTUCKY, LLC		1			1
Elderwood at Williamsville		1			1
HALIFAX HEALTH PRIMARY CARE ORMOND			1	100%	1
HEARTLAND KNOLLVIEW MI LLC		1			1
CVS MN5920POCT SAINT MICHAEL		1			1
UNC HOSPITALS			1	100%	1
WEST BOYNTON DIALYSIS			1	100%	1
ST. JOHN HOSPITAL & MEDICAL CENTER			1	100%	1
MODMD, A PROFESSIONAL CORPORATION		1			1

# COVID-19: testing by laboratory

Data through Jun 1, 2021 verified as of Jun 2, 2021 at 09:25 AM

Data in this report are provisional and subject to change.

The numbers in the table below represent the number of Florida and non-Florida residents for whom test results were received by the Department of Health. A person can be tested by more than one laboratory and can have both positive and negative results. **Therefore, the sum of the numbers in each column will be larger than the total number of people tested.**

Reporting lab	Inconclusive	Negative	Positive	Percent positive	Total
VIRGINIA HOSPITAL CENTER ARLINGTON			1	100%	1
NEIGHBORX PHARMACY		1			1
HILTON HEAD HOSPITAL/INPATIENT			1	100%	1
KIOSK MEDICINE OF KENTUCKY LLC		1			1
Bridgeway Care and Rehabilitation Center		1			1
MANOR CARE OF DELRAY BEACH FL LLC		1			1
UNIVERSITY OF TOLEDO MEDICAL CENTER			1	100%	1
NASONCARE LLC			1	100%	1
QLABS			1	100%	1
WINTHROP MANOR NURSING CENTER		1			1
BAPTIST HOSPITAL FAMILY MEDICINE &			1	100%	1
SACRED HEART HOSPITAL NURSING			1	100%	1
THE TOLEDO HOSPITAL			1	100%	1
SPHERE DX			1	100%	1
SOLARIS HEALTHCARE PLANT CITY		1			1
IVY CREEK HEALTHCARE & WELLNESS CENTRE			1	100%	1
SPECTRUM LABORATORY			1	100%	1
Brattleboro Crossings LLC dba Pine Heights at Brattleboro		1			1
BROOKSVILLE REGIONAL HOSP PATIENT CARE SERVICES			1	100%	1
THE CLINIC ON SIXTH			1	100%	1
PM PEDIATRICS PC			1	100%	1
HEALTH AND HOPE CLINIC INC			1	100%	1
GRANITE FALLS LTC, LLC		1			1
TFH HOME HEALTH INC			1	100%	1
SLIDELL MEMORIAL HOSPITAL			1	100%	1
MIDDLE CREEK MEDICAL CENTER		1			1
ICARE		1			1
BLOOMINGDALE MEDICAL ASSOC			1	100%	1
Hillside Manor Rehabilitation and Extended Care Center		1			1
FAMILY FIRST WELLNESS		1			1
CSI LABORATORIES FLORIDA			1	100%	1
CONWAY - SHERWOOD URGENT CARE			1	100%	1
Kroger 006 - The Little Clinic Uintah Gardens		1			1
Walgreens #9620		1			1
OAKVIEW INC		1			1
Kroger 541 - The Little Clinic Long Hollow Pike		1			1
FAMILY MEDICAL CLINIC KENDALL LLC			1	100%	1
MED FIRST IMMEDIATE CARE AND FAMILY PRACTICE			1	100%	1
LEXINGTON HOSPITAL CORPORATION			1	100%	1
LabCorp L#09258295 M#09258285			1	100%	1
TOTAL MD			1	100%	1
Walgreens #19304		1			1
CVS TX7286POCT HOUSTON			1	100%	1
CONTINENTAL HOME HEALTH CARE INC			1	100%	1
MISSISSIPPI VALLEY REGIONAL BLOOD CENTER			1	100%	1
TITUSVILLE REHABILITATION AND NURSING CENTER		1			1
LIBERTY URGENT CARE			1	100%	1



# COVID-19: testing by laboratory

Data through Jun 1, 2021 verified as of Jun 2, 2021 at 09:25 AM

Data in this report are provisional and subject to change.

The numbers in the table below represent the number of Florida and non-Florida residents for whom test results were received by the Department of Health. A person can be tested by more than one laboratory and can have both positive and negative results. **Therefore, the sum of the numbers in each column will be larger than the total number of people tested.**

Reporting lab	Inconclusive	Negative	Positive	Percent positive	Total
WESLEY CHAPEL INTERNAL MEDICINE AND PEDIATRICS PA			1	100%	1
MADISON AT OVIEDO			1	100%	1
SC-GA2018 MCCORMICK REHAB & HEALTHCARE		1			1
CENTENNIAL HILLS HOSPITAL MEDICAL CENTER LABORATORY			1	100%	1
Walgreens #12695			1	100%	1
UF HEALTH - WILDLIGHT			1	100%	1
PACIFICA CARE PLLC			1	100%	1
LAREDO CARE CLINIC NORTH		1			1
LOURDES URGENT CARE			1	100%	1
SMITH			1	100%	1
INDIAN RIVER CLINICAL LABORATORY, INC.		1			1
AML DIAGNOSTICS- ADV TESTING IN METABOLIC MEDICINE			1	100%	1
MEDICAL ASSOCIATES OF THE SHOALS		1			1
LOPEZ		1			1
Birmingham Nursing & Rehab Center		1			1
CHI ST ALEXIUS TRANSITIONAL CARE UNIT		1			1
Dulles Health and Rehab Center		1			1
SOUTH TEXAS HEALTH SYSTEM ER - WARE ROAD			1	100%	1
FASTMED - LAKEWAY			1	100%	1
CHP COVID-19 (TX)			1	100%	1
ANDERSON MEDICAL		1			1
LAS PALOMAS SENIOR LIVING		1			1
WEST VIRGINIA UNIVERSITY HOSPITALS, INC			1	100%	1
TEMPLE TERRACE DIALYSIS			1	100%	1
FAMILY PRACTICE ASSOCIATES		1			1
Manor Care Health Services- Wilmington			1	100%	1
LRGHEALTHCARE		1			1
SHARP GROSSMONT HOSPITAL LABORATORY			1	100%	1
SC-GA2018 SIMPSONVILLE REHABILITATION		1			1
PALM AVENUE BAPTIST TOWER INC		1			1
MICROBIOLOGY DEPARTMENT			1	100%	1
BOLLES SCHOOL, THE			1	100%	1
Fargo VA Healthcare System		1			1
PCR DIAGNOSTICS			1	100%	1
ADVENTHEALTH DELAND			1	100%	1
WINTER PARK MEMORIAL HOSPITAL LABORATORY		1			1
BORINQUEN HEALTH CENTER			1	100%	1
CARESTAT HOSPICE SERVICES			1	100%	1
Abernethy Laurels		1			1
MERIDIAN MEADOWS TRANSITIONAL CARE		1			1
MCCORMICK AMBULANCE		1			1
CVS HEALTH NORTH AURORA			1	100%	1
The Center at Centennial			1	100%	1
AURORA CONSOLIDATED LABORATORY			1	100%	1
MARTIN ARMY COMMUNITY HOSPITAL			1	100%	1
DE TAR HOSPITAL			1	100%	1
ALLEGANY COUNTY DEPARTMENT OF HEALTH		1			1

# COVID-19: testing by laboratory

Data through Jun 1, 2021 verified as of Jun 2, 2021 at 09:25 AM

Data in this report are provisional and subject to change.

The numbers in the table below represent the number of Florida and non-Florida residents for whom test results were received by the Department of Health. A person can be tested by more than one laboratory and can have both positive and negative results. **Therefore, the sum of the numbers in each column will be larger than the total number of people tested.**

Reporting lab	Inconclusive	Negative	Positive	Percent positive	Total
CVS CA5958POCT EASTVALE		1			1
WELLSTREET BETHANY BEND		1			1
OSU DIAGNOSTIC LAB			1	100%	1
INTERNAL MEDICINE ASSOC OF SOUTH FL PA			1	100%	1
BRADENTON CONVENTION CENTER□			1	100%	1
PRO-GENEX LABORATORIES			1	100%	1
Cloverdale Rehabilitation and Nursing Center		1			1
ALAFAYA WOODS FAMILY MEDICAL CENTER		1			1
KINGWOOD EMERGENCY HOSPITAL			1	100%	1
HACKENSACK UNIVERSITY MEDICAL CENTER		1			1
Kroger 705 - The Little Clinic Richmond		1			1
PANCARE HEALTH - CARR ELEM & MIDDLE SCHOOL			1	100%	1
GENEVA COLLEGE ATHLETICS DEPARTMENT			1	100%	1
Kroger 717 - The Little Clinic Dolphin Drive			1	100%	1
PATHOLOGYT & LAB MEDICINE SERVICES			1	100%	1
SKIN AND CANCER ASSOCIATES LLP		1			1
AFTER HOURS CARE OF AMERICUS INCORPORA			1	100%	1
BRADEN CLINIC		1			1
LAURELS OF NORWORTH		1			1
COLLIER BLVD HMA PHYSICIANS MANAGEMENT LLC			1	100%	1
Wayne County Nursing Home		1			1
UC TAMIAMI			1	100%	1
ManorCare Health Services/ York South		1			1
ROCK RAPIDS HEALTH CENTRE		1			1
PUBLIX PHARMACY # 1236			1	100%	1
Villa Maria			1	100%	1
TILLAMOOK COUNTY GENERAL HOSPITAL LAB		1			1
ADVENTHEALTH MEDICAL GROUP OBSTETRICS AND			1	100%	1
MISSION HOSPITAL			1	100%	1
North Campus Annex			1	100%	1
MEDICAL CENTER			1	100%	1
ANCHOR DIRECT PRIMARY CARE LLC		1			1
Kroger 419 - The Little Clinic Farmington/Exeter		1			1
SAINT BARNABAS MEDICAL CENTER		1			1
COMMUNITY URGENT CARE PC			1	100%	1
Kroger 97 - The Little Clinic Hutchinson		1			1
HEALTH DIV OAK RIDGE NATL LABORATORY		1			1
COASTAL MANOR		1			1
PASCO COUNTY HEALTH DEPARTMENT			1	100%	1
GARNET HEALTH URGENT CARE		1			1
ADAMS COUNTY HEALTH DEPARTMENT			1	100%	1
HCA HOUSTON HEALTHCARE			1	100%	1
LP ELIZABETHTON		1			1
HERITAGE SHADYSIDE		1			1
SENTARA AMBULATORY CARE CLINIC			1	100%	1
Sharon Care Center			1	100%	1
EAST FL CORE LAB			1	100%	1

# COVID-19: testing by laboratory

Data through Jun 1, 2021 verified as of Jun 2, 2021 at 09:25 AM

Data in this report are provisional and subject to change.

The numbers in the table below represent the number of Florida and non-Florida residents for whom test results were received by the Department of Health. A person can be tested by more than one laboratory and can have both positive and negative results. **Therefore, the sum of the numbers in each column will be larger than the total number of people tested.**

Reporting lab	Inconclusive	Negative	Positive	Percent positive	Total
TMH CANCER CENTER LABORATORY			1	100%	1
MEDEXPRESS URGENT CARE - LAWTON		1			1
CARY CLINIC			1	100%	1
VISITING PHYSICIAN SERVICES, LLC			1	100%	1
HEALTHCARE ASSOCIATES OF IRVING, LLP			1	100%	1
OCCUPATIONAL HEALTH CENTER		1			1
Florence Nursing and Rehabilitation Center		1			1
JOSHUA E CHESIR MD		1			1
BAYLOR SCOTT AND WHITE MEDICAL CENTER -CENTENTENNIAL			1	100%	1
URGENT CARE OF KANSAS CITY			1	100%	1
NORTH RIVER FAMILY HEALTH CENTER			1	100%	1
Glen Haven Health and Rehabilitation LLC		1			1
MIDWEST COVENANT HOME, INC		1			1
MERITER LABORATORIES			1	100%	1
ALLIED PHYSICIANS GROUP		1			1
PALMETTO ARTIFICIAL KIDNEY CENTER			1	100%	1
BETTERMED URGENT CARE-SHORT PUMP		1			1
CLIFTON-FINE HOSPITAL LABORATORY		1			1
CAPE CANAVERAL HOSP			1	100%	1
DR BAWA AND ASSOCIATES			1	100%	1
UFHEALTH			1	100%	1
CERMAK IMMEDIATE CARE			1	100%	1
MORELL			1	100%	1
LOWER KEYS COMMUNITY HEALTH CENTER			1	100%	1
CHEROKEE PARK REHABILITATION		1			1
Avista Nursing and Rehab			1	100%	1
HYDE PARK MEDICAL CENTER		1			1
COLUMBUS REGIONAL HOSPITAL			1	100%	1
ADVANCED INDIVIDUALIZED MEDICINE OF NAPLES			1	100%	1
POMPANO BEACH ARTIFICIAL KIDNEY CENTER			1	100%	1
			1	100%	1
CVS TX8990POCT HELOTES		1			1
Bolingreen Health and Rehabilitation		1			1
MOUNT SINAI COMPREHENSIVE CANCER CENTER			1	100%	1
Kroger 698 - The Little Clinic 14th Street/Bell		1			1
VALUE DRUG STORES INC		1			1
PRIMEX CLINICAL LABORATORIES INC			1	100%	1
AUTUMN CARE OF STATESVILLE, LLC		1			1
CARE ATC INC			1	100%	1
Manor Care Health Care Services - Williamsport North		1			1
Walgreens #5421		1			1
WALGREENS #09657		1			1
MARTINSVILLE HEALTH AND REHAB			1	100%	1
ULTIMATE DX CORP			1	100%	1
DOCTORS CHOICE HOME CARE INC			1	100%	1
MEDSTAT WARSAW			1	100%	1
Christian Park Village		1			1

# COVID-19: testing by laboratory

Data through Jun 1, 2021 verified as of Jun 2, 2021 at 09:25 AM

Data in this report are provisional and subject to change.

The numbers in the table below represent the number of Florida and non-Florida residents for whom test results were received by the Department of Health. A person can be tested by more than one laboratory and can have both positive and negative results. **Therefore, the sum of the numbers in each column will be larger than the total number of people tested.**

Reporting lab	Inconclusive	Negative	Positive	Percent positive	Total
INTERMOUNTAIN HEALTHCARE LABORATORY SERVICES			1	100%	1
HEARTLAND PHARMACY SEBRING			1	100%	1
Redstone Highlands			1	100%	1
WALGREENS #12322		1			1
ARGENTINE CARE CENTER		1			1
TREASURE COAST COMMUNITY HEALTH INC			1	100%	1
WELLSTREET BUCKHEAD NORTH		1			1
Encompass Health Littleton		1			1
Kroger 670 - The Little Clinic Dawson Forest Rd & Hwy 19		1			1
LAKE CHELAN COMMUNITY HOSPITAL		1			1
TRUECARE24			1	100%	1
LAKE MARY OPTUM FLORIDA			1	100%	1
ST MICHAEL'S ELITE MEDICAL HOSPITAL			1	100%	1
UMASS MEMORIAL/MARLBORO HOSPITAL			1	100%	1
Kroger 368 - The Little Clinic Frankfort West		1			1
Indianspring of Oakley		1			1
Victory Health and Rehabilitation			1	100%	1
WELL KEY URGENT CARE MARYVILLE		1			1
SARAH BUSH LINCOLN - HEALTH CENTER LABS			1	100%	1
Ravenwood Speciality Care		1			1
ADVENTHEALTH ALTAMONTE SPRINGS EMPLOYEE CLINIC			1	100%	1
SUMMERFIELD PAIN MANAGEMENT			1	100%	1
SUMMIT URGENT CARE LLC		1			1
BELMONT VILLAGE AT JOHNS CREEK		1			1
PHYSICIANS LAB INC			1	100%	1
FOUNDATION LABORATORY			1	100%	1
MARTIN MEM FAMILY CARE AT ST LUCIE W			1	100%	1
ASSOCIATESMD			1	100%	1
KIDZ FAMILY CARE			1	100%	1
MEMPHIS URGENT CARE #2, LLC			1	100%	1
Senior Rehab & Recovery Center at Limestone Health Facility		1			1
PALMA CEIA MED GROUP-SWANN		1			1
PALMS WEST SURGICENTER		1			1
Ladera Center		1			1
PROGENESIS INC			1	100%	1
ABBOTT VASCULAR OCCUPATIONAL HEALTH SE		1			1
GRAND LIVING			1	100%	1
VERITAS GENETICS, INC.			1	100%	1
HOLLAND COMMUNITY HOSPITAL		1			1
Kroger 397 - The Little Clinic Frankfort East		1			1
ARNOLD PALMER HOSPITAL LAB POCT		1			1
Bethel Lutheran Nursing & Rehabilitation Center		1			1
REGIONAL MED CTR BAYONET POINT			1	100%	1
HELIX CA			1	100%	1
YOUR HEALTH PEDIATRICS			1	100%	1
TERRELL URGENT CARE			1	100%	1
NULL			1	100%	1

# COVID-19: testing by laboratory

Data through Jun 1, 2021 verified as of Jun 2, 2021 at 09:25 AM

Data in this report are provisional and subject to change.

The numbers in the table below represent the number of Florida and non-Florida residents for whom test results were received by the Department of Health. A person can be tested by more than one laboratory and can have both positive and negative results. **Therefore, the sum of the numbers in each column will be larger than the total number of people tested.**

Reporting lab	Inconclusive	Negative	Positive	Percent positive	Total
KID CARE PEDIATRICS PA			1	100%	1
FAMILY PHYSICIANS OF WINTER PARK, INC			1	100%	1
THE READING HOSPITAL AND MEDICAL CENTER			1	100%	1
OXY-GENLAB			1	100%	1
UC SAN DIEGO CENTER FOR ADVANCED LABORATORY MEDICINE			1	100%	1
Memorial Health Care Center			1	100%	1
APEX HOME HEALTHCARE			1	100%	1
NEXTCARE NOGALES			1	100%	1
ANDERSON REGIONAL MEDICAL CENTER			1	100%	1
BREVARD HEALTH ALLIANCE - SARNO/MELBOURNE		1			1
TRITENN LLC		1			1
Fleetwood Rehabilitation and Healthcare Center		1			1
NORTHERN KENTUCKY HEALTH DEPARTMENT			1	100%	1
NEXTCARE ARIZONA LLC DBA NEXTCARE URGENT CARE			1	100%	1
NFRC CLINICAL LAB			1	100%	1
SAPLING GROVE URGENT CARE		1			1
ALTA BATES SUMMIT MEDICAL CENTER CLINICAL LAB			1	100%	1
BEAUMONT URGENT CARE		1			1
BAYSHORE DIALYSIS			1	100%	1
THE GROVE HEALTH AND REHAB			1	100%	1
NORTHWESTERN MEDICINE DELNOR			1	100%	1
WINTER GARDEN CHILDREN'S HEALTH CENTERS			1	100%	1
Holly Hill Healthcare Center			1	100%	1
PREMIER FAMILY AND SPORTS MEDICINE LLC			1	100%	1
GARDENS AT MAPLEWOOD			1	100%	1
MEDEXPRESS URGENT CARE - CABOT			1	100%	1
PELICAN STATE OUTPATIENT CENTER			1	100%	1
JACKSBORO URGENT CARE			1	100%	1
VA OPTOMETRY CLINIC			1	100%	1
Mountain View Manor			1	100%	1
Sage Bluff Health & Rehabilitation Center		1			1
Medilodge of Mt. Pleasant		1			1
THE HEART HOSPITAL BAYLOR PLANO			1	100%	1
Kroger 444 - The Little Clinic Dent		1			1
GATEWAY HEALTHCARE, PC			1	100%	1
COMMUNITY HEALTH CENTERS, INC			1	100%	1
CERMAK HEALTH SERVICES			1	100%	1
Maplewood of Cheshire County		1			1
KROGER 915 - THE LITTLE CLINIC ANDERSON			1	100%	1
NORTH COUNTY MEDICAL LAB			1	100%	1
Baypoint Healthcare Center			1	100%	1
NORTH BROWARD MEDICAL CENTER			1	100%	1
BRANKO D PEJIC MD FAMILY PRACTICE			1	100%	1
Triboro Center		1			1
BROOKS REHAB			1	100%	1
MEMORIAL HERMANN MEDICAL GROUP-ATASCOCITA PEDS			1	100%	1
ASHLEY CLINICAL DIAGNOSTIC LABORATORY			1	100%	1



# COVID-19: testing by laboratory

Data through Jun 1, 2021 verified as of Jun 2, 2021 at 09:25 AM

Data in this report are provisional and subject to change.

The numbers in the table below represent the number of Florida and non-Florida residents for whom test results were received by the Department of Health. A person can be tested by more than one laboratory and can have both positive and negative results. **Therefore, the sum of the numbers in each column will be larger than the total number of people tested.**

Reporting lab	Inconclusive	Negative	Positive	Percent positive	Total
CACERES SPECIALIZED GYNECOLOGY		1			1
LAMARQUE DIALYSIS			1	100%	1
PALMETTO LANDING			1	100%	1
Elm Crest Senior Living Community		1			1
ADVANCED RESEARCH AND DIAGNOSTIC LABORATORY UNIVERSITY OF MINNESOTA			1	100%	1
CENTRAL FLA PEDIATIC URGENT CARE LLC		1			1
MT ST RITA HEALTH CENTRER		1			1
NSPIRE HEALTHCARE PLANTATION			1	100%	1
HAYS CLINICAL LAB			1	100%	1
METRO HEALTH HOSPITAL LABORATORY		1			1
WALGREENS #10308		1			1
CVS KS8601POCT OVERLAND PARK			1	100%	1
COVE AT THE MARBELLA,THE			1	100%	1
ARLINGTON ADULT RESIDENTIAL FACILITY, INC			1	100%	1
SARHA DOCTORS CENTER			1	100%	1
Remarkable Healthcare Dallas			1	100%	1
OPTUM OF HIALEAH		1			1
AMD			1	100%	1
NLAC SUMMERBIO			1	100%	1
Walgreens #3049		1			1
STUDENT HEALTH CENTER			1	100%	1
MEMORIAL HERMANN SOUTHWEST HOSPITAL			1	100%	1
BAYOU URGENT CARE			1	100%	1
HEALTH FIRST MEDICAL GROUP LLC			1	100%	1
GATEWAY FAMILY HEALTH CLINIC			1	100%	1
BAPTIST EMERGENCY HOSPITAL - KELLY			1	100%	1
PERHAM HEALTH		1			1
RUBY MEMORIAL HOSP. LAB			1	100%	1
St Mary's d'Youville Pavilion		1			1
TRAVERSE CITY OPCO, LLC		1			1
Kroger 894 - The Little Clinic NEC		1			1
ST FRANCIS COLLEGE WELLNESS CENTER		1			1
Kroger 350 - The Little Clinic New Cut Road		1			1
Kingston Care Center of Fort Wayne		1			1
The Evangelical Lutheran Good Samaritan Society Prescott Village		1			1
NEMOURS CHILDREN'S PRIMARY CARE, ST CLOUD			1	100%	1
RIVERVIEW HOSPITAL D/B/A UNIVERSITY		1			1
BSA PHYSICIANS GROUP, INC D/B/A BSA FAMILY MEDICAL			1	100%	1
ARKANSAS PUBLIC HEALTH LABORATORY		1			1
NOVANT HEALTH PRINCE WILLIAM WELLNESS CENTER			1	100%	1
ISLANDS ASSISTED LIVING FACILITY,THE			1	100%	1
Carrollton Manor Inc		1			1
NEPHRON PHARMACEUTICALS CORPORATION			1	100%	1
ADVENTHEALTH IMAGING WINTERGARDEN		1			1
OCEANVIEW NURSING AND REHABILITAION CENTER			1	100%	1
LANGLEY DIALYSIS			1	100%	1
FINLAY MEDICAL RESEARCH CORP			1	100%	1

# COVID-19: testing by laboratory

Data through Jun 1, 2021 verified as of Jun 2, 2021 at 09:25 AM

Data in this report are provisional and subject to change.

The numbers in the table below represent the number of Florida and non-Florida residents for whom test results were received by the Department of Health. A person can be tested by more than one laboratory and can have both positive and negative results. **Therefore, the sum of the numbers in each column will be larger than the total number of people tested.**

Reporting lab	Inconclusive	Negative	Positive	Percent positive	Total
INLET CONCIERGE MEDICINE			1	100%	1
MIAMI VASCULAR SURGERY			1	100%	1
Kroger 970 - The Little Clinic Westfield			1	100%	1
CENTRAL FLORIDA HEALTH CARE, INC			1	100%	1
MEDICAL LIFE-INC GUIDEWELL EMERGENCY MEDICINE			1	100%	1
AESTHETIC PHYSICIANS PC			1	100%	1
WILSON FAMILY MEDICINE LLC		1			1
NHC PLACE AT COOL SPRINGS		1			1
CENTRAL CAROLINA HOSPITAL			1	100%	1
SOUTHWEST ORLANDO FAMILY MEDICINE, PL			1	100%	1
T.J. HEALTH PAVILION			1	100%	1
SAMSON MEDICAL CLINIC			1	100%	1
HATLEY HEALTH CARE, INC		1			1
MOUNT SINAI CORAL GABLES			1	100%	1
MCR HEALTH MEDICAL EXPRESS			1	100%	1
DR PHILLIPS CENTER FOR WELLNESS		1			1
2504-HOMEWOOD		1			1
CONNECTICUT PEDIATRICS @ CHC		1			1
Salem Hills Rehabilitation and Nursing Center		1			1
PINNACLE DIALYSIS		1			1
WINDROSE HEALTH NETWORK			1	100%	1
SUMMERFIELD PRIMARY CARE ASSOCIATES			1	100%	1
NORTHWEST FLORIDA SPECIALTY PHYSICIANS LLC		1			1
MT VIEW			1	100%	1
Heritage Health of Peru			1	100%	1
CARESPOT - OVIEDO			1	100%	1
ALLEGHENY COUNTY HEALTH DEPARTMENT - PUBLIC HEALTH LABORATORY			1	100%	1
VillageCare Rehabilitation and Nursing Center		1			1
NEXTCARE POWER			1	100%	1
LOUIS STOKES CLEVELAND VA MEDICAL CENTER			1	100%	1
WESTCOAST FAMILY PRACTICE		1			1
APC HEALTH LLC			1	100%	1
BANNER UNIVERSITY MEDICAL CENTER			1	100%	1
STEWART MEDICAL GROUP INC			1	100%	1
SACRED HEART MEDICAL CENTER			1	100%	1
BIOMAT USA INC			1	100%	1
ELKTON TRANSITIONAL CARE CENTER		1			1
Ranger Care Center			1	100%	1
Walgreens #10851		1			1
PEDIATRICS AND FAMILY CARE, LLC			1	100%	1
PEDIATRIC ASSOC OF JACKSONVILLE PA			1	100%	1
HIDALGO FAMILY CLINIC			1	100%	1
TCPA CLINICAL LABORATORIES			1	100%	1
NEW HORIZON PRIMARY CARE LLC			1	100%	1
NORTHSIDE FAMILY MEDICINE AND URGENT CARE (MIDTOWN)		1			1
ADAPTIVE BIOTECHNOLOGIES			1	100%	1
US PUBLIC HEALTH SERVICE HOSPITAL			1	100%	1

# COVID-19: testing by laboratory

Data through Jun 1, 2021 verified as of Jun 2, 2021 at 09:25 AM

Data in this report are provisional and subject to change.

The numbers in the table below represent the number of Florida and non-Florida residents for whom test results were received by the Department of Health. A person can be tested by more than one laboratory and can have both positive and negative results. **Therefore, the sum of the numbers in each column will be larger than the total number of people tested.**

Reporting lab	Inconclusive	Negative	Positive	Percent positive	Total
NORTHERN NEVADA MEDICAL CENTER			1	100%	1
MEMORIAL HOSPITAL - BELLEVILLE			1	100%	1
Wexner Heritage House			1	100%	1
BAPTIST HOSPITAL EAST			1	100%	1
PORTSMOUTH REG. HOSPITAL			1	100%	1
WALGREENS #5790			1	100%	1
GUIDEWELL SANITAS			1	100%	1
WALKERS DRUG STORE			1	100%	1
LAKELAND MEDICAL CENTER			1	100%	1
DIXIE COUNTY JAIL			1	100%	1
CHC SOUTHWEST FLORIDA LAB-LIVE			1	100%	1
WOODHAVEN RETIREMENT COMMUNITY		1			1
GREATER MIAMI DIALYSIS			1	100%	1
CLEVELAND CLINIC AKRON GENERAL			1	100%	1
SOUTHWEST REGIONAL PCR LABORATORY			1	100%	1
LOGAN COUNTY HOSPITAL			1	100%	1
GOOD SHEPHERD HEALTH SYSTEM			1	100%	1
COMMUNITY			1	100%	1
ALIMETRIX INC		1			1
Pelican Health Norfolk			1	100%	1
PM PEDIATRICS OF BAYSIDE PLLC - STATEN		1			1
BECKLEY VAMC		1			1
SHANDSCAIR FLIGHT PROGRAM			1	100%	1
Alden Lincoln Park			1	100%	1
EVERGREEN HOSPITAL MEDICAL CENTER LAB			1	100%	1
Kroger 016 - The Little Clinic Centennial		1			1
ASHLEY PEDIATRICS DAY AND NIGHT CLINIC			1	100%	1
FIVE STAR PREMIER RESIDENCES OF POMPANO BEACH			1	100%	1
NAVARRE PEDIATRICS PL			1	100%	1
EAST TEXAS FAMILY MEDICINE PA			1	100%	1
Vi at Aventura		1			1
UNITYPOINT HEALTH TRINITY			1	100%	1
Heritage Inn Health and Rehabilitation		1			1
Elderwood at Lockport		1			1
Kroger 825 - The Little Clinic Dorothy Lane		1			1
WINDMOOR HEALTHCARE			1	100%	1
Peninsula Nursing and Rehabilitation Center		1			1
Kroger 57 - The Little Clinic Jay C Charlestown		1			1
KINGMAN REGIONAL MEDICAL CENTER			1	100%	1
Kroger 447 - The Little Clinic Lebanon		1			1
Linley Park Rehabilitation & Healthcare Center		1			1
CATERPILLAR INC - MIAMI DISTRIBUTION CENTER			1	100%	1
CENTRAL FLORIDA HOSPITALIST			1	100%	1
SOUTHVIEW MEDICAL GROUP PC			1	100%	1
UT MD ANDERSON CANCER CENTER-TUMOR MARKER LAB			1	100%	1
LAKELAND REGIONAL HEALTH AUBURNDALE		1			1
RANDOLPH-MACON COLLEGE			1	100%	1

# COVID-19: testing by laboratory

Data through Jun 1, 2021 verified as of Jun 2, 2021 at 09:25 AM

Data in this report are provisional and subject to change.

The numbers in the table below represent the number of Florida and non-Florida residents for whom test results were received by the Department of Health. A person can be tested by more than one laboratory and can have both positive and negative results. **Therefore, the sum of the numbers in each column will be larger than the total number of people tested.**

Reporting lab	Inconclusive	Negative	Positive	Percent positive	Total
EUROFINS PHOENIX			1	100%	1
AUBURNDALE DOCTOR TODAY			1	100%	1
UNITED HOSPITAL CENTER LABORATORY			1	100%	1
MEMORIAL HOSPITAL MIRAMAR WAIVED TESTING			1	100%	1
ADVANCED URGENT CARE PLLC		1			1
URGENT CARE MEDICAL CLINIC		1			1
EXPRESS WALK IN MEDICAL CENTER			1	100%	1
REDSTONE REHABILITATION & NURSING CENT		1			1
GARDEN VIEW CARE CENTER		1			1
LEXINGTON URGENT CARE			1	100%	1
COVENANT HOSPITAL HOBBS D/B/A COVENANT		1			1
STERLING HOUSE OF PORT ORANGE		1			1
ORANGE PEDIATRICS PA			1	100%	1
ALDEN PHARMACY		1			1
MOBILE MEDICAL CLINIC			1	100%	1
USC VERDUGO HILLS HOSPITAL			1	100%	1
FLORIDA HOSPITAL ORMOND BEACH			1	100%	1
CAPITAL DISTRICT PSYCHIATRIC CENTER		1			1
UNIVERSITY OF MD PATH ASSOC- MD GENOMICS			1	100%	1
MEDOR/ACC SYNCHRONY			1	100%	1
SOUTHEAST MISSOURI HOSPITAL		1			1
IMMERSION RECOVERY CENTER LLC			1	100%	1
LAKE LURE HEALTH CENTER			1	100%	1
BOCA CIEGA CENTER			1	100%	1
PALM BEACH DIABETES AND ENDOCRINE SPECIALISTS, PA			1	100%	1
CARENOW MURFREESBORO MEDICAL CENTER PK		1			1
ELMCROFT OF TIMBERLIN PARC			1	100%	1
PHOEBE HOME INC		1			1
SEPULVEDA OUTPATIENT AND NURSING HOME CARE			1	100%	1
WORKFORCE HEALTH DEPARTMENT			1	100%	1
Redwood Springs Healthcare			1	100%	1
CVS M08564POCT INDEPENDENCE		1			1
ASCARATE DIALYSIS			1	100%	1
Parkview Care Center			1	100%	1
BEAUMONT HOSPITAL, GROSSE POINTE			1	100%	1
SPRINGVILLE HEALTH CENTER		1			1
BRADENTON EAST INTEGRATIVE MEDICINE			1	100%	1
FELD ENTERTAINMENT			1	100%	1
RIVERVIEW PRIMARY CARE ASSOCIATES		1			1
Rosa Coplon Jewish Home and Infirmary		1			1
GENESIS HEALTH SYSTEM			1	100%	1
KINGWOOD EMERGENCY CENTER			1	100%	1
SYCAMORE MEDICAL CENTER-KETTERING HEALTH NETWORK			1	100%	1
Walgreens #3661		1			1
C V S / PHARMACY #4396		1			1
WELLSTAR KENNESAW MEDICAL CENTER		1			1
Kroger 410 - The Little Clinic Trinity		1			1

# COVID-19: testing by laboratory

Data through Jun 1, 2021 verified as of Jun 2, 2021 at 09:25 AM

Data in this report are provisional and subject to change.

The numbers in the table below represent the number of Florida and non-Florida residents for whom test results were received by the Department of Health. A person can be tested by more than one laboratory and can have both positive and negative results. **Therefore, the sum of the numbers in each column will be larger than the total number of people tested.**

Reporting lab	Inconclusive	Negative	Positive	Percent positive	Total
NOVANT HEALTH GOHEALTH URGENT CARE			1	100%	1
SALTZER URGENT CARE			1	100%	1
METROWEST MEDICAL CENTER - FRAMINGHAM			1	100%	1
SANFORD HEALTH DETROIT LAKES CLINIC		1			1
Allen Health and Rehabilitation		1			1
Southwest Louisiana Veterans Home			1	100%	1
MEDICAL CITY DENTON			1	100%	1
EAGLE COUNTY HEALTH AND HUMAN SERVICES			1	100%	1
ENZO LABS INC			1	100%	1
BOCA RATON REGIONAL HOSPITAL		1			1
EMERUS BHS SA WESTOVER HILLS LLC			1	100%	1
MONONGAHELA VALLEY HOSPITAL			1	100%	1
SEGAL INSTITUTE FOR CLINICAL RESEARCH INC			1	100%	1
SCHUYLER HOSPITAL		1			1
Niles Nursing and Rehab. Center		1			1
ST LUKES SURGICAL AT THE VILLAGES INC			1	100%	1
MEDSTOP PHARMACY			1	100%	1
ALWAYS BEST CARE HOME HEALTH AGENCY			1	100%	1
WELLSTREET-HOLCOMB BRIDGE ROAD		1			1
Walgreens #19992		1			1
EAST COAST INSTITUTE FOR RESEARCH LLC			1	100%	1
NATICK URGENT CARE			1	100%	1
EXPRESS CARE OF OCALA			1	100%	1
FORT HUDSON NURSING CENTER		1			1
ADVANCE MD CARE			1	100%	1
FIDALAB			1	100%	1
Oakland Nursing and Rehabilitation Center		1			1
INFECTION CONTROL DEPT			1	100%	1
PARK LANE NURSING HOME		1			1
CLEMENT MANOR HEALTH CENTER		1			1
SOUTHWOOD NURSING & RETIREMENT CENTER		1			1
LAKE URGENT CARE			1	100%	1
UNIVERSAL DIAGNOSTICS LABORATORIES			1	100%	1
Chicago Heights CBOC		1			1
SOUTHWOOD HEALTHCARE CENTER		1			1
HEALTHCARE FOR THE HOMELESS			1	100%	1
Kroger 481 - The Little Clinic Houston Levee		1			1
NYU LANGONE AMBULATORY CARE LAKE SUCCE		1			1
SUSAN F WILLIAMS MD PA			1	100%	1
COUNTY OF HAMILTON			1	100%	1
BOZEMAN HEALTH BIG SKY MEDICAL CENTER			1	100%	1
Lodge Nursing & Rehab Center		1			1
PEACE HEALTH FAMILY MEDICINE AT 87TH AVE		1			1
CSL PLASMA LAB			1	100%	1
PRIMARY AND URGENT CARE			1	100%	1
HCR-ManorCare			1	100%	1
VA COMMUNITY BASED CLINIC - LAKE CITY			1	100%	1



# COVID-19: testing by laboratory

Data through Jun 1, 2021 verified as of Jun 2, 2021 at 09:25 AM

Data in this report are provisional and subject to change.

The numbers in the table below represent the number of Florida and non-Florida residents for whom test results were received by the Department of Health. A person can be tested by more than one laboratory and can have both positive and negative results. **Therefore, the sum of the numbers in each column will be larger than the total number of people tested.**

Reporting lab	Inconclusive	Negative	Positive	Percent positive	Total
BROWARD MEDICAL LAB			1	100%	1
EUROFINS VIRACOR			1	100%	1
NORTH SHORE HEMATOLOGY-ONCOLOGY ASSOCIATES PC		1			1
PEDIATRIC ASSOCIATES - MIAMI LAKES		1			1
FAMILY MEDICAL CENTRE			1	100%	1
AURORA HEALTH CARE METRO INC			1	100%	1
GINKGO BIOWORKS INC (CONCENTRIC)		1			1
WATERS EDGE ELEMENTARY SCHOOL			1	100%	1
MEMORIALCARE LONG BEACH MEDICAL CENTER			1	100%	1
APS-SUMMIT CARE PHARMACY, LLC DBA OMNICARE		1			1
ELKHART GENERAL HOSPITAL			1	100%	1
Long Beach Care Center			1	100%	1
UT HEALTH RIO GRANDE VALLEY PRIMARY CARE AT			1	100%	1
WEST PARK HOSPITAL PEDIATRICS			1	100%	1
A.G. Rhodes		1			1
WELLMED AT LONGWOOD			1	100%	1
ABINGTON MEMORIAL HOSPITAL			1	100%	1
ELDERWOOD AT WAVERLY		1			1
MISSOURI DEPT. OF HEALTH			1	100%	1
ST. ELIZABETH HEALTHCARE - FLORENCE HOSPITAL			1	100%	1
DAYTONA BEACH DIALYSIS			1	100%	1
BRITTNEY WHELIHAN IRWIN ARNP LLC			1	100%	1
WMC HEALTH GROUP OF KISSIMMEE LLC			1	100%	1
NATION'S BEST CARE HOME HEALTH			1	100%	1
BISHOP KEARNEY		1			1
BRETON REHABILITATION & LIVING CENTRE		1			1
BEAUMONT REFERENCE LABORATORY			1	100%	1
FREDERICK AVENUE GROUP HOME		1			1
HIBISCUS COURT			1	100%	1
REVIVE			1	100%	1
Cornerstone at the Ranch		1			1
Valley View Health and Rehabilitation, LLC		1			1
MIAMI-DADE COUNTY HEALTH DEPT.		1			1
ENCOMPASS HEALTH REHABILITATION HOSPITAL OF UTAH		1			1
ORMC-ARDEN/EOI			1	100%	1
ORMOND MEDICAL ARTS FAMILY PRACTICE PL			1	100%	1
NORDX			1	100%	1
PARK AVENUE MEDICAL PROFESSIONALS PC		1			1
WEST FLORIDA HOSPITAL LABORATORY			1	100%	1
CROWNPOINT HEALTHCARE FACILITY		1			1
HEBER VALLEY HOSPITAL			1	100%	1
USCG BASE MIAMI BEACH MEDICAL LAB		1			1
Regency Square			1	100%	1
ADVENTHEALTH MEDICAL GROUP PULMONOLOGY AT		1			1
Manassas Health & Rehab			1	100%	1
WRIGHT PATTERSON AFB MEDICAL CENTER			1	100%	1
SUPREME MEDICAL GROUP PLLC			1	100%	1

# COVID-19: testing by laboratory

Data through Jun 1, 2021 verified as of Jun 2, 2021 at 09:25 AM

Data in this report are provisional and subject to change.

The numbers in the table below represent the number of Florida and non-Florida residents for whom test results were received by the Department of Health. A person can be tested by more than one laboratory and can have both positive and negative results. **Therefore, the sum of the numbers in each column will be larger than the total number of people tested.**

Reporting lab	Inconclusive	Negative	Positive	Percent positive	Total
WVU MEDICINE - WESTON			1	100%	1
Kroger 395 - The Little Clinic Blanchester		1			1
MINNESOTA HERITAGE HOUSE		1			1
CARDIOLOGY AND FITNESS MEDICINE		1			1
PHYSICIANS URGENT CARE			1	100%	1
ALL PEDIATRIC CARE PA			1	100%	1
BLACK SHEEP MEDICAL			1	100%	1
QUEST INC			1	100%	1
COSTAMED GRUPO MEDICO			1	100%	1
ADVENTHEALTH MEDICAL GROUP FAMILY			1	100%	1
UHS BINGHAMTON GENERAL			1	100%	1
PEDIATRIC PARTNERS OF ZEPHYRHILLS PA			1	100%	1
LABONE		1			1
STOPWATCH URGENT CARE			1	100%	1
MARYLAND DEPARTMENT OF HEALTH AND MENTAL HYGIENE			1	100%	1
Kroger 682 - The Little Clinic New Holland Market			1	100%	1
KISSIMMEE HOME TRAINING		1			1
NORTH PALM CHIDRENS PHYSICIANS			1	100%	1
LANSING URGENT CARE			1	100%	1
PALM COAST DRAW STATION/AMERICAN HEALTH ASSOCIATES		1			1
SIGNATURE HEALTHCARE OF BUCKHEAD		1			1
Villages of St.Peters		1			1
JOHN D. ARCHBOLD MEMORIAL HOSPITAL			1	100%	1
NORTH MIAMI BEACH SURGICAL CENTER			1	100%	1
WINTER HAVEN WOMEN'S HOSPITAL NURSING SERVICES			1	100%	1
PARTNERS IN PRIMARY CARE		1			1
GTC OPCO, LLC		1			1
DORNOCH PLACE DEL PRADO		1			1
AIRPORT MEDICAL SOLUTIONS ORLANDO			1	100%	1
Kroger 909 - The Little Clinic Hamilton			1	100%	1
MASSACHUSETTS DEPARTMENT OF PUBLIC HEALTH			1	100%	1
LEE HEALTH KIDS URGENT CARE		1			1
DR. K PEDIATRICS			1	100%	1
SILVERMAN			1	100%	1
ST JOHN FISHER COLLEGE HEALTH AND WELLNESS		1			1
ST FRANCIS HOSPITAL LABORATORY		1			1
Quince Nursing and Rehabilitation Center		1			1
ARTESIAN HOME		1			1
VIP FAMILY PRACTICE			1	100%	1
Davie Nursing & Rehabilitation Center		1			1
Vibrallife of El Paso Rehabilitation Center			1	100%	1
WAYCROSS INTRTNAL MEDICINE			1	100%	1
HUGH CHATHAM FAMILY MEDICINE INDEPENDENCE		1			1
UF HEALTH FAMILY MEDICINE-GOODBYS CREEK			1	100%	1
STONESPRINGS HOSPITAL CENTER			1	100%	1
DUKE UNIVERSITY MEDICAL CENTER			1	100%	1
sunrise terrace nursing and rehab center		1			1

# COVID-19: testing by laboratory

Data through Jun 1, 2021 verified as of Jun 2, 2021 at 09:25 AM

Data in this report are provisional and subject to change.

The numbers in the table below represent the number of Florida and non-Florida residents for whom test results were received by the Department of Health. A person can be tested by more than one laboratory and can have both positive and negative results. **Therefore, the sum of the numbers in each column will be larger than the total number of people tested.**

Reporting lab	Inconclusive	Negative	Positive	Percent positive	Total
Terrace Glen Village		1			1
Michigan Masonic Home		1			1
CONSOLIDATED			1	100%	1
URGENT 202 COX CREEK PKWY		1			1
WELLNESS FEDERAL LABS			1	100%	1
COLLINS NURSING HOME		1			1
FIRSTCARE MEDICAL CENTER			1	100%	1
HARBOR OAKS GOLDEN YEARS			1	100%	1
CHATEAU TERREBONNE HEALTH CARE		1			1
DIRECT PRIMARY CARE OF BURLESON			1	100%	1
GIFFORD MEMORIAL HOSPITAL		1			1
PARRISH MEDICAL GROUP			1	100%	1
CAMBRIDGE HEALTH ALLIANCE			1	100%	1
KNAPP MEDICAL GROUP			1	100%	1
Belvoir Woods Health Care Center at The Fairfax		1			1
NHC Sequatchie		1			1
CYPRESS VILLAGE REHAB CENTER		1			1
SOUTHWEST VIRGINIA COMMUNITY HEALTH SYSTEMS			1	100%	1
Luling Living Center		1			1
FRESENIUS KIDNEY CARE - BOCA RATON			1	100%	1
DAVENPORT DIALYSIS CENTER		1			1
CVS IN6536POCT KOKOMO		1			1
UPMC NORTHWEST HOSPITAL			1	100%	1
GEORGETOWN URGENT CARE			1	100%	1
PHYSICIAN ASSOCIATES, LLC			1	100%	1
WALGREENS #4201		1			1
EXAC CARE CROSSVILLE		1			1
INTERIM HHA OF ST AUGUSTINE INC		1			1
HOME AIDE SVC OF EASTERN NY INC D/B/A		1			1
NOORANI MEDICAL CENTER LLC			1	100%	1
Kroger 805 - The Little Clinic Lewis Center		1			1
CARESOUTH HHA HOLDINGS OF VIRGINIA, LLC			1	100%	1
COMMUNITY HOSPITAL SOUTH			1	100%	1
DR DAN C TRIGG MEMORIAL HOSPITAL		1			1
REEVES COUNTY HOSPITAL DISTRICT			1	100%	1
DEVLIN MANOR NURSING AND REHABILITATION		1			1
MARTIN LUTHER KING RENAL INSTITUTE			1	100%	1
FAMILY MEDICINE AT CELEBRATION		1			1
TRADITIONAL MEDICINE CENTER			1	100%	1
SUMMIT COUNTY PUBLIC HEALTH DEPARTMENT			1	100%	1
ABE'S GARDEN/PARK MANOR APARTMENTS		1			1
Vista Park			1	100%	1
WEST FLORIDA MEDICAL CENTER CLINIC			1	100%	1
PHI LIFE SCIENCES			1	100%	1
FAMILY DERMATOLOGY OF NORTH FLORIDA			1	100%	1
CVS / PHARMACY #10794			1	100%	1
CARE STATION MEDICAL GROUP		1			1

# COVID-19: testing by laboratory

Data through Jun 1, 2021 verified as of Jun 2, 2021 at 09:25 AM

Data in this report are provisional and subject to change.

The numbers in the table below represent the number of Florida and non-Florida residents for whom test results were received by the Department of Health. A person can be tested by more than one laboratory and can have both positive and negative results. **Therefore, the sum of the numbers in each column will be larger than the total number of people tested.**

Reporting lab	Inconclusive	Negative	Positive	Percent positive	Total
MEDIPLUS CLINIC, INC			1	100%	1
LIFEWORKS WELLNESS CENTER LLC		1			1
RICHMOND MEDICAL CENTER FOR WOMEN		1			1
NORTH FLORIDA CHILD DEVELOPMENT, INC			1	100%	1
MODERN URGENT CARE			1	100%	1
PAUL C SCHWARTZ & MELVIN L WEIDMAN		1			1
CLEVELAND CLINIC OHIO LABORATORIES			1	100%	1
Waddell Nursing & Rehab Center		1			1
MAYO CLINIC OUTPATIENT DIALYSIS CENTER			1	100%	1
Plaza Healthcare			1	100%	1
OAK HAVEN REHAB AND NURSING CENTER			1	100%	1
QUICKCARE HEALTH, INC			1	100%	1
MCLEOD MEMORIAL HOSPITAL CLARENDON			1	100%	1
SARASOTA MEMORIAL HEALTHCARE			1	100%	1
Willowbrooke Court at Normandy Farms Estates		1			1
CHILTON MEDICAL CENTER		1			1
Keller Landing Center		1			1
Brookdale Southside			1	100%	1
Longwood Community Living Center		1			1
THE MEDICAL CENTER AT BOWLING GREEN			1	100%	1
ADVOCATE GOOD SAMARITAN			1	100%	1
ST FRANCIS URGENT CARE LLC			1	100%	1
Encompass Rehab Hospital of Dothan		1			1
PM PEDIATRICS OF POMPTON PLAINS		1			1
BRAZORIA COUNTY EMERGENCY SERVICES DISTRICT #3			1	100%	1
ST GERARD'S COMMUNITY OF CARE		1			1
WALGREENS #01398			1	100%	1
WALGREENS PHOENIX		1			1
FLORIDA CLINICAL RESEARCH CENTER, LLC			1	100%	1
MCKENZIE COUNTY HEALTHCARE SYSTEMS LABORATORY			1	100%	1
Aristacare at Cedar Oaks		1			1
SUMMIT HEALTHCARE REGIONAL MEDICAL		1			1
COVENANT HEALTH		1			1
FRITZINGERTOWN SENIOR LIVING		1			1
JOHNSON & JOHNSON VISION CARE-VISTAKON			1	100%	1
CONSULATE HEALTH CARE OF VERO BEACH			1	100%	1
UNIVERSITY OF IOWA HOSPITALS & CLINICS			1	100%	1
Kroger 523 - The Little Clinic Dickson			1	100%	1
ASUNCION HOME HEALTH CARE CORP			1	100%	1
FANNIN REGIONAL HOSPITAL			1	100%	1
MAYO CLINICAL LABORATORIES		1			1
Grangeville Health and Rehab		1			1
BROOKDALE FORT MYERS LAKES PARK			1	100%	1
TWIN			1	100%	1
CURRY HLTH DIST DBA CURRY GENERAL HOSPITAL		1			1
DIVERSICARE OF BIG SPRINGS		1			1
IHA URGENT CARE - MILAN		1			1

# COVID-19: testing by laboratory

Data through Jun 1, 2021 verified as of Jun 2, 2021 at 09:25 AM

Data in this report are provisional and subject to change.

The numbers in the table below represent the number of Florida and non-Florida residents for whom test results were received by the Department of Health. A person can be tested by more than one laboratory and can have both positive and negative results. **Therefore, the sum of the numbers in each column will be larger than the total number of people tested.**

Reporting lab	Inconclusive	Negative	Positive	Percent positive	Total
ASSISTED LIVING AT TREZEVANT		1			1
SOUTHERN FAMILY HEALTH			1	100%	1
PEDIATRIC ASSOCIATES OF ORLANDO			1	100%	1
CASS LAKE PHS INDIAN HOSPITAL		1			1
MID FLORIDA COMMUNITY SERVICES			1	100%	1
SCRIPTS PLUS INC DBA THE MEDICINE SHOP		1			1
SAINT AGNES MEDICAL CENTER			1	100%	1
Metairie Healthcare Center			1	100%	1
UW MEDICINE CHU LAB			1	100%	1
MONMOUTH MEDICALC ENTER		1			1
Trenton Health and Rehabilitation		1			1
BASCOM PALMER-MICRO LAB			1	100%	1
GREYSTONE HOME HEALTH OF GREATER ORLANDO LLC		1			1
CAREATC - WISCONSIN PIPE-FITTERS			1	100%	1
BRIDGEPORT EXPRESS CARE			1	100%	1
Piedmont Crossing		1			1
INTEGRITY SPINE AND ORTHOPEDICS LLC			1	100%	1
Dupage Care Center			1	100%	1
COMMUNITY MEDICAL CARE			1	100%	1
FLORIDA HEALTH CARE MEDICAL GROUP		1			1
ORLANDO PHYSICIAN NETWORK		1			1
SOUTH FLORIDA EVALUATION AND TREATMENT		1			1
MEDHELP			1	100%	1
PATIENT FIRST-GENERAL BOOTH			1	100%	1
HEALTHALLIANCE HOSPITAL LABORATORY		1			1
MEDICAL SPECIALISTS OF THE PALM BEACHES			1	100%	1
ATMORE COMMUNITY HOSPITAL			1	100%	1
WALGREENS #9340		1			1
ST. JOSEPH MEDICAL CENTER			1	100%	1
ARBOR TERRACE AT CITRUS PARK			1	100%	1
PARK AVENUE DERMATOLOGY NORTH			1	100%	1
BAXTER REGIONAL MEDICAL CENTER			1	100%	1
SANITAS RESEARCH LLC			1	100%	1
WEST PENSACOLA DIALYSIS CENTER			1	100%	1
HEALTHPLUS			1	100%	1
HORIZON MEDICAL CENTER			1	100%	1
TRAVIS LEE THOMPSON MD			1	100%	1
Maniilaq Health Center		1			1
Mission Arch Center		1			1
bishop rehabilitation and nursing center		1			1
DAYTON CHILDRENS HOSPITAL LAB			1	100%	1
CVS AZ9302POCT TUCSON		1			1
Walgreens #12153		1			1
GREATER MOBILE URGENT CARE			1	100%	1
BELLMORE PEDIATRICS		1			1
LUMBERTON HOSPITAL			1	100%	1
THE EMORY CLINIC			1	100%	1



# COVID-19: testing by laboratory

Data through Jun 1, 2021 verified as of Jun 2, 2021 at 09:25 AM

Data in this report are provisional and subject to change.

The numbers in the table below represent the number of Florida and non-Florida residents for whom test results were received by the Department of Health. A person can be tested by more than one laboratory and can have both positive and negative results. **Therefore, the sum of the numbers in each column will be larger than the total number of people tested.**

Reporting lab	Inconclusive	Negative	Positive	Percent positive	Total
M.D. ANDERSON CANCER CENTER			1	100%	1
LABORATORY SERVICES SGHS - CAMDEN		1			1
Greencroft Goshen		1			1
TAYLOR COUNTY HEALTH DEPARTMENT			1	100%	1
STEELFUSION CLINICAL TOXICOLOGY LABS			1	100%	1
MEDICAL COLLEGE OF GEORGIA MEDICAL CENTER			1	100%	1
PACE UNIVERSITY HEALTH CARE		1			1
WALKIN MEDICAL URGENT CARE,NEW CITY			1	100%	1
FLORIDA DEPARTMENT OF HEALTH PALM BEACH COUNTY			1	100%	1
VALENCIA BRANCH LABORATORY	1				1
RIVERSIDE COUNTY PUBLIC HEALTH LABORATORY			1	100%	1
SUMMIT URGENT CARE, LLC			1	100%	1
HORIZON MEDICAL, INC		1			1
LYSTER MAIN LAB, FT RUCKER		1			1
St. Mary's Care Center		1			1
MAIN LAB			1	100%	1
Portsmouth Health and Rehab			1	100%	1
HEART HOSPITAL OF LAFAYETTE: EMERGENCY ROOM			1	100%	1
MARQUETTE GENERAL HOSPITAL			1	100%	1
PASTEUR MEDICAL CENTER LLC		1			1
JOSEPH REINA PHARMACY INC DBA JRX PHAR		1			1
DOCTORS CARE - GREER		1			1
Ernest Childers Outpatient Clinic		1			1
NORTH FLORIDA FAMILY MEDICINE			1	100%	1
Walgreens #12271		1			1
ENCOMPASS HEALTH REHAB HOSP TOMS RIVER		1			1
SUNSHINE PEDIATRICS OF LUTz			1	100%	1
TRAFALGAR DIALYSIS			1	100%	1
Princeton Place			1	100%	1
BETHESDA DIALYSIS			1	100%	1
Crowne Place Assisted Living		1			1
Kroger 519 - The Little Clinic Staples Mill Road		1			1
CCR MEDICAL CENTER, LLC			1	100%	1
FOUNDCARE HEALTH			1	100%	1
SOUTHCENTRAL FOUNDATION - AMBULATORY CLINICS		1			1
KEYS PEDIATRICS PLLC			1	100%	1
COURTLAND TERRACE		1			1
TAMPA GENERAL MEDICAL GROUP LABORATORY HEALTHPARK			1	100%	1
EVERLYWELL DIAGNOSTICS			1	100%	1
THE BRENNITY AT TRADITION			1	100%	1
COMMUNITY MEMORIAL HOSPITAL		1			1
North Charlotte VA CBOC		1			1
WW Chem Auto SS			1	100%	1
CROZER-CHESTER MEDICAL CENTER			1	100%	1
BAPTIST HEALTH SURGERY CENTER			1	100%	1
VIVEX/UMTB BIOMEDICAL			1	100%	1
ANDREWS INSTITUTE AMBULATORY SURGERY CENTER		1			1

# COVID-19: testing by laboratory

Data through Jun 1, 2021 verified as of Jun 2, 2021 at 09:25 AM

Data in this report are provisional and subject to change.

The numbers in the table below represent the number of Florida and non-Florida residents for whom test results were received by the Department of Health. A person can be tested by more than one laboratory and can have both positive and negative results. **Therefore, the sum of the numbers in each column will be larger than the total number of people tested.**

Reporting lab	Inconclusive	Negative	Positive	Percent positive	Total
PUTNAM COUNTY PUBLIC HEALTH UNIT WIC		1			1
Wrightsville Manor Health and Rehab		1			1
PEDIATRIC SPECIALTY CLINIC COLLIER			1	100%	1
MEDICAL CENTER OF TRINITY - MOB		1			1
MEDEXPRESS URGENT CARE - SPRINGFIELD, BOSTON RD		1			1
MCH PHYSICIANS GROUP			1	100%	1
Walgreens #5914		1			1
PRIMARY CARE & PEDIATRICS - SHEPHERSTOWN		1			1
BEAUMONT HOSPITAL ROYAL OAK			1	100%	1
PRIORITY TOXICOLOGY LABORATORIES			1	100%	1
HARDEE COUNTY FIRE RESCUE		1			1
LAKE WALES DIALYSIS CENTER			1	100%	1
STEPHENS COUNTY HOSPITAL			1	100%	1
Valley Center (WV)			1	100%	1
WALGREENS #06025		1			1
WELLCARE URGENT CARE			1	100%	1
ARBOR DIAGNOSTICS, INC		1			1
Cibolo Creek Rehabilitation Health Living Center		1			1
Kroger 629 - The Little Clinic Cartersville, GA Hwy 41		1			1
BANNER ESTRELLA MEDICAL CENTER			1	100%	1
MEMORIAL MEDICAL CENTER			1	100%	1
HOSPICE OF MARION COUNTY INC			1	100%	1
ACCURATE HEALTH SERVICES CORP			1	100%	1
CARE CONNECTIONS AT HOME LLC			1	100%	1
WINTER HAVEN DIALYSIS		1			1
RYE BEACH PHARMACY INC		1			1
VELOCITY URGENT CARE - REDMILL			1	100%	1
IZ MEDICAL		1			1
FAIRLAWN OPCO LLC DBA ARBORS AT FAIRLAWN		1			1
PHOENIX MEDICAL CLINIC			1	100%	1
APOLLO ADVANCED HOME HEALTH CORP			1	100%	1
CARENOW URGENT CARE – SPRING			1	100%	1
OPTUM MEDICAL CLINIC IN ROCKRIMMON			1	100%	1
RED BUG LAKE ROAD OVIEDO COVID			1	100%	1
CAH ACQUISITION COMPANY 11 LLC			1	100%	1
ORAL & FACIAL SURGERY			1	100%	1
UNIVERSITY OF WASHINGTON DEPT OF LAB MEDICINE			1	100%	1
MERCYONE DES MOINES MEDICAL CENTER			1	100%	1
<b>Total</b>	<b>109,941</b>	<b>21,164,781</b>	<b>3,017,075</b>	<b>12%</b>	<b>24,291,797</b>