COVID-19: summary of cases and monitoring

Data through Apr 30, 2021 verified as of May 1, 2021 at 09:25 AM

Data in this report are provisional and subject to change.

Cases: people with positive PCR or antigen test result	
Total cases	2,238,937
Florida residents	2,197,023
Non-Florida residents	41,914
Type of testing	
Florida residents	2,197,023
Positive by BPHL/CDC	80,281
Positive by commercial/hospital lab	2,116,742
PCR positive	1,753,969
Antigen positive	443,054
Non-Florida residents	41,914
Positive by BPHL/CDC	993
Positive by commercial/hospital lab	40,921
PCR positive	28,494
Antigen positive	13,420
Characteristics	
Florida residents hospitalized	90,746
Florida resident deaths	35,239
Non-Florida resident deaths	698

Hospitalized counts include anyone who was hospitalized at some point during their illness. It does not reflect the number of people currently hospitalized.

More information on deaths identified through death certificate data is available on the National Center for Health Statistics website at www.cdc.gov/nchs/nvss/vsrr/COVID19/index.htm.

Cases: people with positive PCR or antigen test result	
Risk factors for Florida residents	
Traveled	17,587
Contact with a known case	876,686
Traveled and contact with a known case	23,948
Neither	1,278,802
No travel and no contact	264,921
Travel is unknown	721,634
Contact is unknown	487,241
Contact is pending	457,816

Travel can be unknown and contact can be unknown or pending for the same case, these numbers will sum to more than the "neither" total.

COVID-19: summary of laboratory testing

Data through Apr 30, 2021 verified as of May 1, 2021 at 09:25 AM

Data in this report are provisional and subject to change.

Cases in Florida residents per day for the past 2 weeks

Number of cases per day

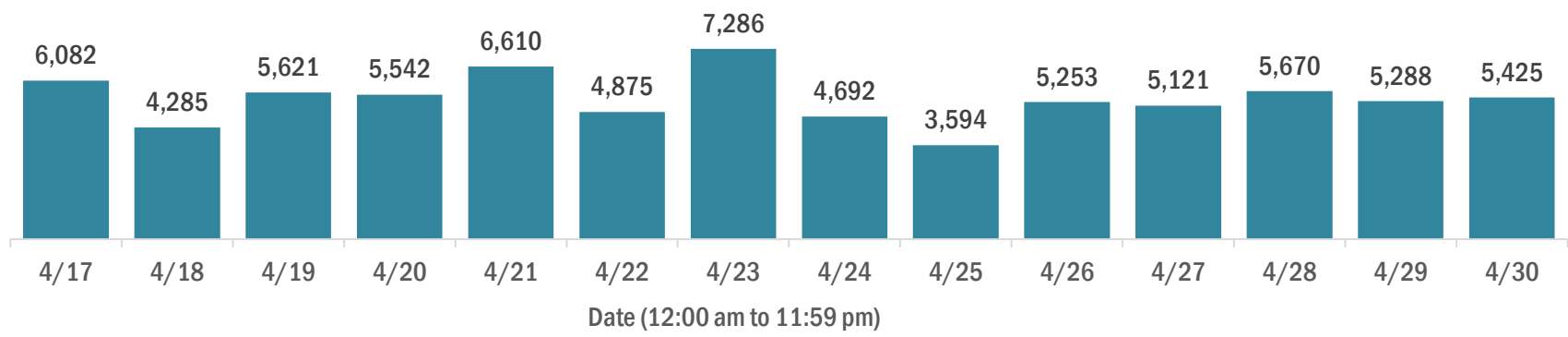

Median age of cases by day

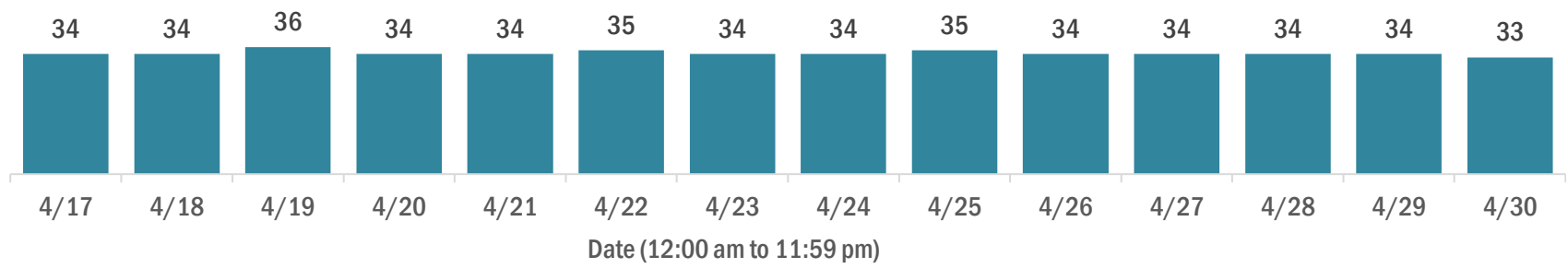

Laboratory testing for Florida residents over the past 2 weeks

Number of Florida residents tested per day

These counts include the number of people for whom the Department received PCR or antigen laboratory results by day. People tested on multiple days will be included for each day a new result was received. A person is only counted once for each day they are tested, regardless of whether multiple specimens are tested or multiple results are received.

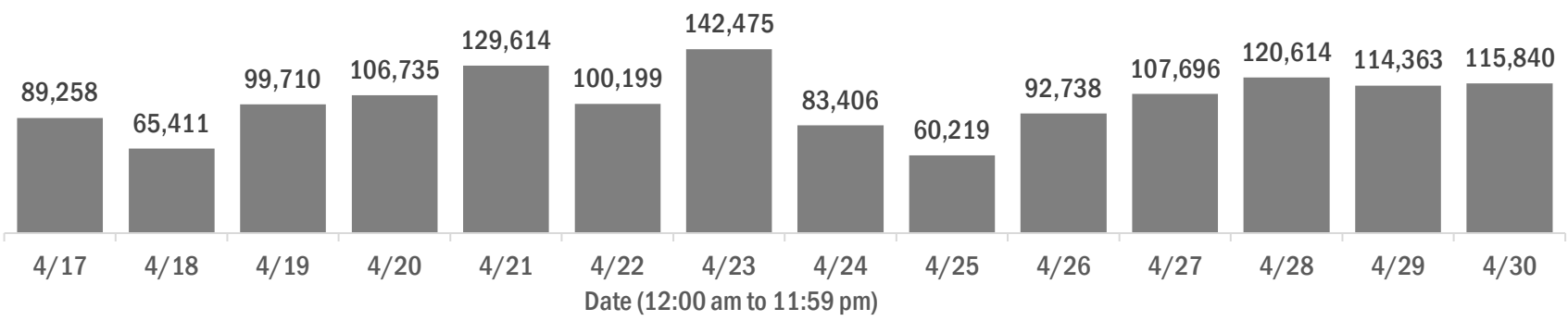

Number and percent of Florida residents with positive test results

The percent of positive results ranged from 6.99% to 10.87% over the past 2 weeks and was 7.47% yesterday.

These counts include the number of people for whom the Department received PCR or antigen laboratory results by day. People tested on multiple days will be included for each day a new result was received. A person is only counted once for each day they are tested, regardless of whether multiple specimens are tested or multiple results are received. If a person has a positive specimen and a negative specimen in the same day, only the positive result is counted.

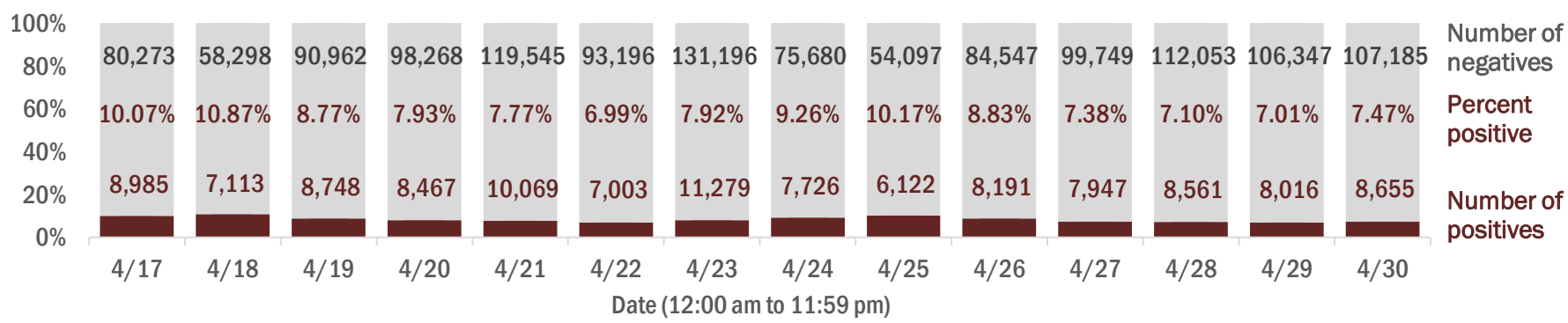

Percent positivity for new cases in Florida residents

The percent of positive results ranged from 5.64% to 8.33% over the past 2 weeks and was 5.70% yesterday.

This percent is the number of people who test PCR- or antigen-positive for the first time divided by all the people tested that day, excluding people who have previously tested positive.

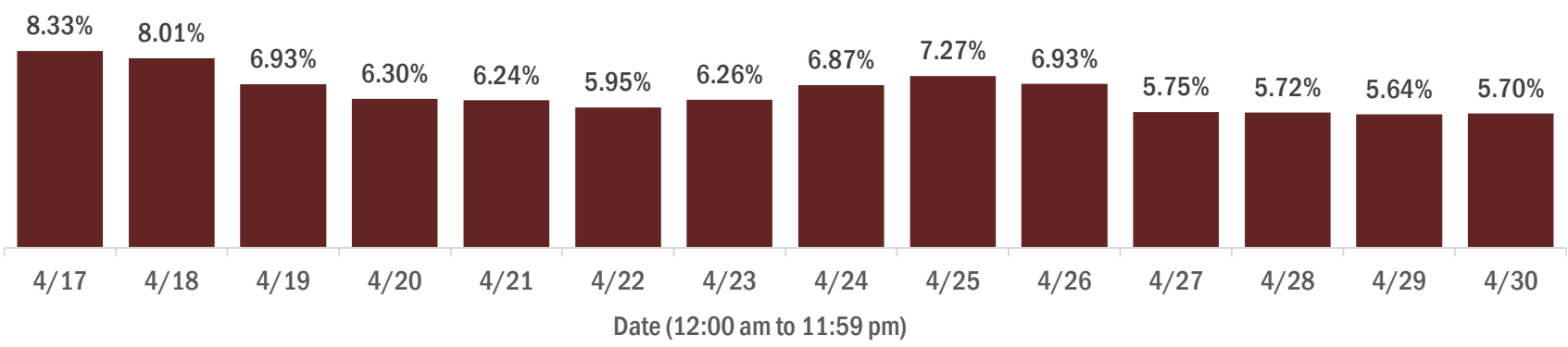

COVID-19: characteristics of 2,197,023 Florida resident cases

Data through Apr 30, 2021 verified as of May 1, 2021 at 09:25 AM

Data in this report are provisional and subject to change.

Age group	Cases		Hospitalizations		Deaths	
0-4 years	46,586	2%	616	1%	1	0%
5-14 years	145,587	7%	607	1%	5	0%
15-24 years	343,241	16%	2,306	3%	46	0%
25-34 years	385,862	18%	4,496	5%	202	1%
35-44 years	342,912	16%	6,715	7%	558	2%
45-54 years	333,655	15%	10,399	11%	1,393	4%
55-64 years	285,566	13%	15,649	17%	3,896	11%
65-74 years	172,972	8%	18,815	21%	7,524	21%
75-84 years	94,918	4%	18,699	21%	10,666	30%
85+ years	44,119	2%	12,434	14%	10,948	31%
Unknown	1,605	0%	10	0%	0	0%
Total	**2,197,023**		**90,746**		**35,239**	

Gender	Cases	
Female	1,148,386	52%
Male	1,028,999	47%
Unknown	19,638	1%
Total	**2,197,023**	

Ethnicity	Cases		Hospitalizations		Deaths	
Hispanic	714,262	33%	23,109	25%	8,296	24%
Non-Hispanic	1,075,779	49%	63,510	70%	24,757	70%
Unknown	406,982	19%	4,127	5%	2,186	6%
Total	**2,197,023**		**90,746**		**35,239**	

Race and ethnicity	Cases		Hospitalizations		Deaths	
White	1,253,070	57%	59,627	66%	25,835	73%
Hispanic	475,654	22%	16,559	18%	6,639	19%
Non-Hispanic	687,594	31%	41,332	46%	18,095	51%
Unknown	89,822	4%	1,736	2%	1,101	3%
Black	290,244	13%	18,849	21%	5,659	16%
Hispanic	17,369	1%	806	1%	239	1%
Non-Hispanic	250,793	11%	17,673	19%	5,252	15%
Unknown	22,082	1%	370	0%	168	0%
Other race	342,047	16%	9,936	11%	2,771	8%
Hispanic	171,691	8%	5,253	6%	1,243	4%
Non-Hispanic	117,679	5%	4,234	5%	1,303	4%
Unknown	52,677	2%	449	0%	225	1%
Unknown race	311,662	14%	2,334	3%	974	3%
Hispanic	49,548	2%	491	1%	175	0%
Non-Hispanic	19,713	1%	271	0%	107	0%
Unknown	242,401	11%	1,572	2%	692	2%
Total	**2,197,023**		**90,746**		**35,239**	

Hospitalization counts include anyone who was hospitalized at some point during their illness. It does not reflect the number of people currently hospitalized. **Other race** includes any person with a race of American Indian/Alaskan native, Asian, native Hawaiian/Pacific Islander, or other.

COVID-19: deaths in Florida residents and staff of long-term care facilities

Data through Apr 30, 2021 verified as of May 1, 2021 at 09:25 AM

Data in this report are provisional and subject to change.

For current cases in residents or staff of long-term care facilities, please visit: https://floridahealthcovid19.gov/

County	Deaths	
Palm Beach	1071	9%
Dade	1017	9%
Pinellas	899	8%
Broward	691	6%
Hillsborough	585	5%
Duval	444	4%
Polk	434	4%
Brevard	409	4%
Orange	405	4%
Sarasota	399	4%
Lee	345	3%
Marion	332	3%
Volusia	297	3%
Escambia	282	2%
St. Lucie	247	2%
Seminole	232	2%
Lake	230	2%
Pasco	226	2%
Collier	194	2%
Manatee	193	2%
Citrus	177	2%
Martin	174	2%

County	Deaths	
Okaloosa	166	1%
Hernando	161	1%
Osceola	141	1%
Charlotte	137	1%
Indian River	124	1%
Clay	122	1%
Leon	100	1%
Highlands	96	1%
Bay	92	1%
Jackson	87	1%
St. Johns	86	1%
Santa Rosa	82	1%
Alachua	80	1%
Suwannee	60	1%
Columbia	52	0%
Putnam	45	0%
Sumter	44	0%
Nassau	34	0%
Walton	30	0%
Hendry	29	0%
Okeechobee	24	0%
Gilchrist	21	0%

County	Deaths	
Madison	20	0%
Calhoun	18	0%
Gulf	17	0%
Flagler	16	0%
Wakulla	16	0%
Bradford	14	0%
Washington	13	0%
Baker	12	0%
Holmes	12	0%
Jefferson	12	0%
Gadsden	10	0%
Lafayette	10	0%
Franklin	9	0%
Levy	7	0%
Desoto	6	0%
Dixie	5	0%
Monroe	5	0%
Taylor	3	0%
Hardee	2	0%
Hamilton	1	0%
Liberty	1	0%
Total	11,305	

Note: cases are summarized by the county of usual residence. Residents and staff may be cases associated with facilities that are not in their county of usual residence, resulting in cases being included below for counties that do not have facilities with known cases.

COVID-19: cases in Florida residents who have died

Data through Apr 30, 2021 verified as of May 1, 2021 at 09:25 AM

Data in this report are provisional and subject to change.

Demographics for all identified COVID-19 deaths: 35,239

Deaths by date of death for the past 2 weeks

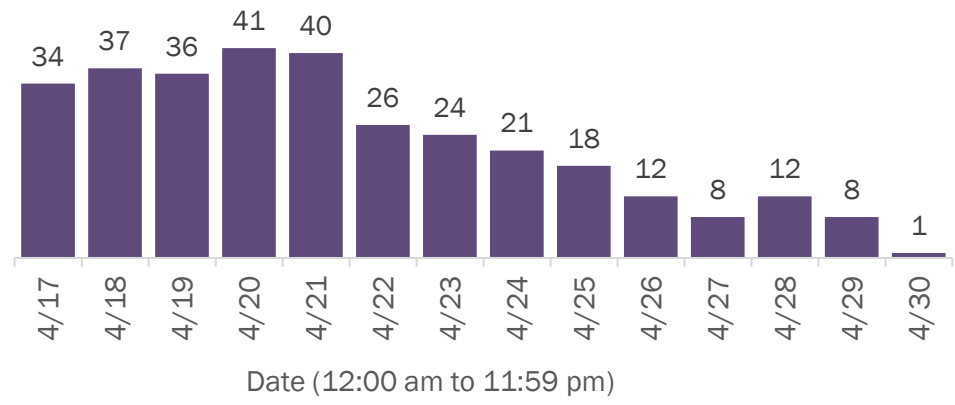

Deaths by age group

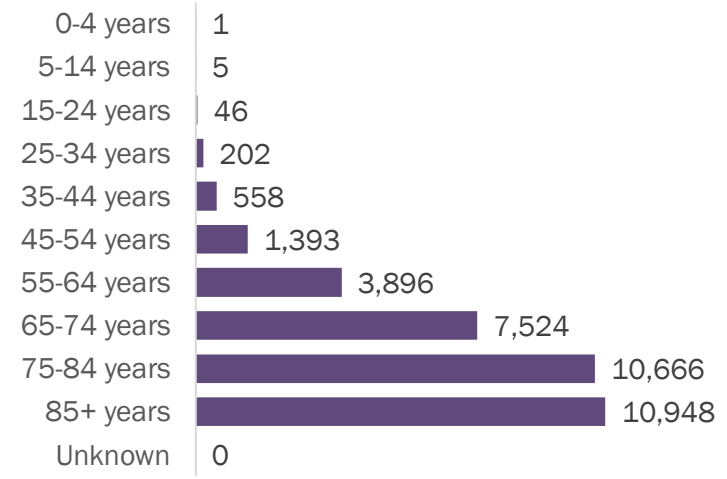

Deaths by date of death since March 2020

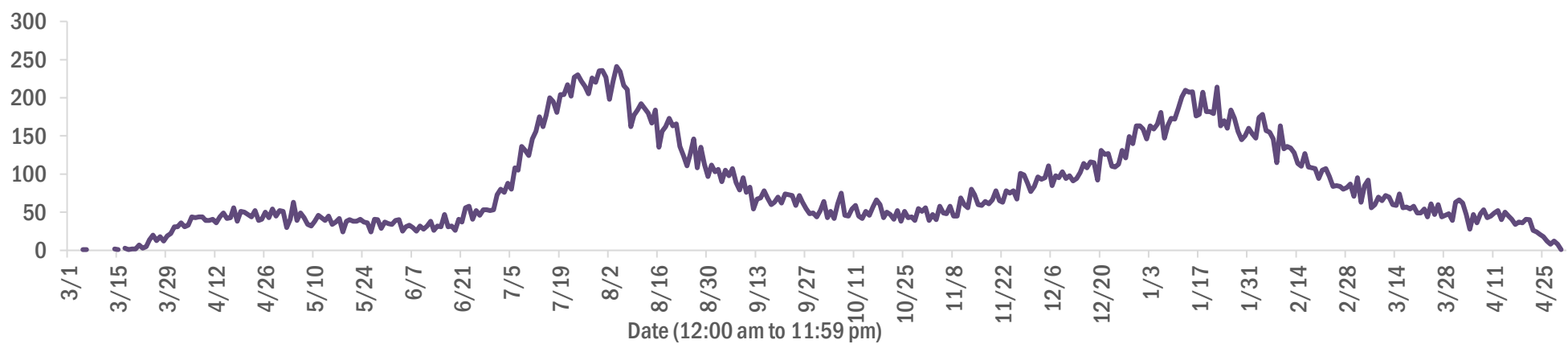

Age group	Deaths	Cases	Case fatality rate	Mortality rate per 100,000 population
0-4 years	1	46,586	0.0%	0.1
5-14 years	5	145,587	0.0%	0.2
15-24 years	46	343,241	0.0%	1.8
25-34 years	202	385,862	0.1%	7.1
35-44 years	558	342,912	0.2%	21.4
45-54 years	1,393	333,655	0.4%	50.0
55-64 years	3,896	285,566	1.4%	134.7
65-74 years	7,524	172,972	4.3%	310.0
75-84 years	10,666	94,918	11.2%	759.6
85+ years	10,948	44,119	24.8%	1895.7
Unknown	0	1,605	0.0%	
Total	**35,239**	**2,197,023**	**1.6%**	**163.1**

Race	Deaths	Cases	Case fatality rate	Mortality rate per 100,000 population
White	25,835	1,253,070	2.1%	154.7
Black	5,659	290,244	1.9%	154.7
Other	2,771	342,047	0.8%	222.7
Unknown	974	311,662	0.3%	
Total	**35,239**	**2,197,023**	**1.6%**	**163.1**

Gender	Deaths	Cases	Case fatality rate	Mortality rate per 100,000 population
Female	15,461	1,148,386	1.3%	140.0
Male	19,778	1,028,999	1.9%	187.3
Unknown	0	19,638	0.0%	
Total	**35,239**	**2,197,023**	**1.6%**	**163.1**

Ethnicity	Deaths	Cases	Case fatality rate	Mortality rate per 100,000 population
Hispanic	8,296	714,262	1.2%	146.1
Non-Hispanic	24,757	1,075,779	2.3%	155.5
Unknown	2,186	406,982	0.5%	
Total	**35,239**	**2,197,023**	**1.6%**	**163.1**

COVID-19: characteristics of 2,197,023 cases

Data through Apr 30, 2021 verified as of May 1, 2021 at 09:25 AM

Data in this report are provisional and subject to change.

Tables below include cases in Florida residents and non-Florida residents.

All 67 Florida counties have cases:

County	FL resident cases		Non-FL resident cases	Total cases	FL resident deaths	FL death rate
Dade	478,134	22%	6,380	484,514	6,175	1.3%
Broward	233,760	11%	2,832	236,592	2,902	1.2%
Palm Beach	140,890	6%	2,581	143,471	2,770	2.0%
Orange	134,543	6%	2,130	136,673	1,249	0.9%
Hillsborough	134,555	6%	1,150	135,705	1,711	1.3%
Duval	95,904	4%	1,591	97,495	1,391	1.5%
Pinellas	77,044	4%	1,927	78,971	1,609	2.1%
Lee	67,359	3%	2,292	69,651	959	1.4%
Polk	67,342	3%	477	67,819	1,310	1.9%
Osceola	43,392	2%	782	44,174	500	1.2%
Volusia	42,061	2%	763	42,824	792	1.9%
Brevard	40,325	2%	716	41,041	861	2.1%
Pasco	40,462	2%	346	40,808	743	1.8%
Manatee	37,358	2%	879	38,237	664	1.8%
Escambia	32,287	1%	3,675	35,962	679	2.1%
Collier	34,105	2%	1,346	35,451	528	1.5%
Seminole	33,519	2%	256	33,775	488	1.5%
Sarasota	30,907	1%	1,572	32,479	812	2.6%
Leon	30,739	1%	917	31,656	314	1.0%
Marion	30,685	1%	160	30,845	955	3.1%
Lake	28,857	1%	512	29,369	633	2.2%
St. Lucie	25,900	1%	194	26,094	626	2.4%
Alachua	24,380	1%	298	24,678	275	1.1%
St. Johns	22,125	1%	309	22,434	209	0.9%
Okaloosa	20,221	1%	227	20,448	361	1.8%
Bay	19,228	1%	800	20,028	386	2.0%
Clay	18,415	1%	52	18,467	340	1.8%
Santa Rosa	17,911	1%	248	18,159	285	1.6%
Hernando	13,663	1%	105	13,768	459	3.4%
Charlotte	12,535	1%	215	12,750	416	3.3%
Indian River	12,328	1%	110	12,438	299	2.4%
Martin	11,981	1%	234	12,215	320	2.7%
Citrus	10,908	0%	99	11,007	444	4.1%
Sumter	9,163	0%	107	9,270	275	3.0%
Highlands	8,363	0%	94	8,457	351	4.2%

County	FL resident cases		Non-FL resident cases	Total cases	FL resident deaths	FL death rate
Nassau	7,887	0%	442	8,329	124	1.6%
Columbia	8,049	0%	44	8,093	169	2.1%
Walton	6,878	0%	861	7,739	87	1.3%
Flagler	7,120	0%	100	7,220	111	1.6%
Monroe	6,519	0%	397	6,916	49	0.8%
Putnam	6,422	0%	22	6,444	145	2.3%
Jackson	6,112	0%	68	6,180	156	2.6%
Gadsden	5,630	0%	17	5,647	94	1.7%
Suwannee	5,292	0%	29	5,321	138	2.6%
Hendry	4,686	0%	17	4,703	82	1.7%
Desoto	4,274	0%	27	4,301	93	2.2%
Okeechobee	3,923	0%	54	3,977	88	2.2%
Baker	3,466	0%	18	3,484	60	1.7%
Unknown	265	0%	3,189	3,454	0	0.0%
Wakulla	3,400	0%	14	3,414	55	1.6%
Levy	3,401	0%	9	3,410	53	1.6%
Hardee	3,102	0%	15	3,117	43	1.4%
Bradford	2,986	0%	13	2,999	56	1.9%
Washington	2,701	0%	21	2,722	51	1.9%
Taylor	2,715	0%	5	2,720	46	1.7%
Holmes	2,208	0%	33	2,241	49	2.2%
Madison	2,024	0%	26	2,050	45	2.2%
Gulf	1,931	0%	23	1,954	42	2.2%
Union	1,816	0%	1	1,817	72	4.0%
Calhoun	1,685	0%	3	1,688	43	2.6%
Hamilton	1,604	0%	20	1,624	25	1.6%
Lafayette	1,616	0%	0	1,616	26	1.6%
Dixie	1,602	0%	3	1,605	24	1.5%
Gilchrist	1,599	0%	5	1,604	43	2.7%
Jefferson	1,462	0%	23	1,485	27	1.8%
Franklin	1,281	0%	34	1,315	17	1.3%
Liberty	1,070	0%	1	1,071	16	1.5%
Glades	948	0%	4	952	19	2.0%
Total	**2,197,023**		**41,914**	**2,238,937**	**35,239**	**1.6%**

COVID-19: characteristics of 2,197,023 Florida resident cases

Data through Apr 30, 2021 verified as of May 1, 2021 at 09:25 AM

Data in this report are provisional and subject to change.

The table below includes the cities and counties of residence for cases in Florida residents based on the patient's ZIP Code. Note that city is not always received as part of the initial notification and may be missing while the case is being investigated.

City and county	Cases
Miami, Dade	277,333
Orlando, Orange	99,882
Jacksonville, Duval	90,160
Tampa, Hillsborough	78,211
Hialeah, Dade	66,923
Fort Lauderdale, Broward	49,556
Hollywood, Broward	44,325
West Palm Beach, Palm Beach	34,395
Kissimmee, Osceola	33,365
Tallahassee, Leon	29,696
Homestead, Dade	29,281
Naples, Collier	28,842
Saint Petersburg, Pinellas	28,083
Pensacola, Escambia	26,932
Fort Myers, Lee	25,953
Bradenton, Manatee	24,320
Boca Raton, Palm Beach	24,099
Lakeland, Polk	23,286
Ocala, Marion	22,541
Pompano Beach, Broward	22,008
Gainesville, Alachua	19,388
Sarasota, Sarasota	19,082
Cape Coral, Lee	17,413
Port Saint Lucie, St. Lucie	17,258
Lake Worth, Palm Beach	16,918
Miami Beach, Dade	15,852
Miramar, Broward	15,222
Clearwater, Pinellas	15,151
Coral Springs, Broward	13,910
Boynton Beach, Palm Beach	13,683
Doral, Dade	13,589
Miami Gardens, Dade	12,862
Panama City, Bay	12,183
Saint Augustine, St. Johns	11,843
Melbourne, Brevard	11,489
Winter Haven, Polk	11,306
Lehigh Acres, Lee	11,048
Delray Beach, Palm Beach	10,503
Davie, Broward	10,439
Riverview, Hillsborough	10,407
Vero Beach, Indian River	9,492
Palm Bay, Brevard	9,482
New Port Richey, Pasco	9,348
Sunrise, Broward	9,164
Saint Cloud, Osceola	8,709
Milton, Santa Rosa	8,665
Fort Pierce, St. Lucie	8,468
Coral Gables, Dade	8,393
Largo, Pinellas	8,388
Daytona Beach, Volusia	8,342
Apopka, Orange	8,249
Plantation, Broward	8,225
Spring Hill, Hernando	8,215
North Miami Beach, Dade	8,037
Davenport, Polk	7,956
Clermont, Lake	7,865
Brandon, Hillsborough	7,806
Sanford, Seminole	7,548
Orange Park, Clay	7,475

COVID-19: characteristics of 2,197,023 Florida resident cases

Data through Apr 30, 2021 verified as of May 1, 2021 at 09:25 AM

Data in this report are provisional and subject to change.

The table below includes the cities and counties of residence for cases in Florida residents based on the patient's ZIP Code. Note that city is not always received as part of the initial notification and may be missing while the case is being investigated.

City and county	Cases
Deltona, Volusia	7,445
Lake City, Columbia	7,312
Weston, Broward	7,303
Jupiter, Palm Beach	7,289
Plant City, Hillsborough	7,263
Deerfield Beach, Broward	6,826
Winter Garden, Orange	6,577
Tamarac, Broward	6,299
Port Charlotte, Charlotte	6,121
Wesley Chapel, Pasco	5,998
Palm Coast, Flagler	5,996
Coconut Creek, Broward	5,922
Margate, Broward	5,787
Stuart, Martin	5,710
Land O Lakes, Pasco	5,663
Palm Beach Gardens, Palm Beach	5,630
Fort Walton Beach, Okaloosa	5,584
Deland, Volusia	5,556
Wellington, Palm Beach	5,439
Oviedo, Seminole	5,437
Palm Harbor, Pinellas	5,426
Winter Park, Orange	5,408
Crestview, Okaloosa	5,388
Palmetto, Manatee	5,360
Altamonte Springs, Seminole	5,069
Lutz, Hillsborough	5,057
Port Orange, Volusia	4,934
Opa Locka, Dade	4,818
Valrico, Hillsborough	4,807
Haines City, Polk	4,768
Miami Lakes, Dade	4,707
North Port, Sarasota	4,701
Brooksville, Hernando	4,672
Venice, Sarasota	4,650
Pembroke Pines, Broward	4,620
Middleburg, Clay	4,579
Hallandale, Broward	4,572
Sebring, Highlands	4,521
Punta Gorda, Charlotte	4,505
Leesburg, Lake	4,399
Ocoee, Orange	4,385
The Villages, Sumter	4,246
Zephyrhills, Pasco	4,232
Seminole, Pinellas	4,219
Saint Johns, St. Johns	4,192
Ormond Beach, Volusia	4,189
Arcadia, Desoto	4,162
Bonita Springs, Lee	4,133
Live Oak, Suwannee	4,098
Pinellas Park, Pinellas	4,016
Okeechobee, Okeechobee	3,909
North Lauderdale, Broward	3,877
Longwood, Seminole	3,865
North Miami, Dade	3,841
Windermere, Orange	3,807
Ruskin, Hillsborough	3,800
Cocoa, Brevard	3,749
Immokalee, Collier	3,747
Navarre, Santa Rosa	3,746

COVID-19: characteristics of 2,197,023 Florida resident cases

Data through Apr 30, 2021 verified as of May 1, 2021 at 09:25 AM

Data in this report are provisional and subject to change.

The table below includes the cities and counties of residence for cases in Florida residents based on the patient's ZIP Code. Note that city is not always received as part of the initial notification and may be missing while the case is being investigated.

City and county	Cases
Casselberry, Seminole	3,553
Port Richey, Pasco	3,377
Niceville, Okaloosa	3,357
Gulf Breeze, Santa Rosa	3,349
Titusville, Brevard	3,336
Hudson, Pasco	3,319
Lake Worth Beach, Palm Beach	3,292
Key West, Monroe	3,235
Cantonment, Escambia	3,221
Panama City Beach, Bay	3,191
Dade City, Pasco	3,177
Winter Springs, Seminole	3,166
North Fort Myers, Lee	3,163
Jacksonville Beach, Duval	3,135
Oakland Park, Broward	3,119
Bartow, Polk	3,100
Aventura, Dade	3,086
Lake Mary, Seminole	3,068
Crawfordville, Wakulla	3,053
New Smyrna Beach, Volusia	3,022
Kissimmee, Polk	3,012
Quincy, Gadsden	2,985
Auburndale, Polk	2,971
Palatka, Putnam	2,962
Lake Wales, Polk	2,910
Green Cove Springs, Clay	2,868
Merritt Island, Brevard	2,860
Tarpon Springs, Pinellas	2,817
Fernandina Beach, Nassau	2,813
Cutler Ridge, Dade	2,759
Ponte Vedra Beach, St. Johns	2,752
Parkland, Broward	2,737
Inverness, Citrus	2,620
Loxahatchee, Palm Beach	2,571
Eustis, Lake	2,566
Wimauma, Hillsborough	2,552
Cooper City, Broward	2,547
Perry, Taylor	2,545
Belle Glade, Palm Beach	2,536
Lynn Haven, Bay	2,520
Holiday, Pasco	2,510
Estero, Lee	2,487
Royal Palm Beach, Palm Beach	2,481
Dunedin, Pinellas	2,468
Marianna, Jackson	2,435
Clewiston, Hendry	2,424
Santa Rosa Beach, Walton	2,415
Fleming Island, Clay	2,409
Sarasota, Manatee	2,369
Key Biscayne, Dade	2,365
Parrish, Manatee	2,316
Rockledge, Brevard	2,312
Odessa, Hillsborough	2,269
Riviera Beach, Palm Beach	2,247
Seffner, Hillsborough	2,193
Defuniak Springs, Walton	2,164
Palm City, Martin	2,144
Mount Dora, Lake	2,141
Mulberry, Polk	2,140

COVID-19: characteristics of 2,197,023 Florida resident cases

Data through Apr 30, 2021 verified as of May 1, 2021 at 09:25 AM

Data in this report are provisional and subject to change.

The table below includes the cities and counties of residence for cases in Florida residents based on the patient's ZIP Code. Note that city is not always received as part of the initial notification and may be missing while the case is being investigated.

City and county	Cases
Avon Park, Highlands	2,135
Labelle, Hendry	2,105
Chipley, Washington	2,098
Destin, Okaloosa	2,082
Tavares, Lake	2,029
Starke, Bradford	2,023
Groveland, Lake	2,023
Lithia, Hillsborough	1,986
Orange City, Volusia	1,951
Pinecrest, Dade	1,950
Summerfield, Marion	1,915
Maitland, Orange	1,906
Yulee, Nassau	1,872
Wauchula, Hardee	1,838
Palmetto Bay, Dade	1,793
Sebastian, Indian River	1,774
Dania, Broward	1,716
Homosassa, Citrus	1,709
Callahan, Nassau	1,708
Lady Lake, Lake	1,708
Macclenny, Baker	1,698
Ponte Vedra, St. Johns	1,667
Carol City, Dade	1,638
Edgewater, Volusia	1,637
Crystal River, Citrus	1,622
Missing, Dade	1,617
Gibsonton, Hillsborough	1,606
Oldsmar, Pinellas	1,593
Mayo, Lafayette	1,584
Coconut Grove, Dade	1,578
Bonifay, Holmes	1,576
Lake Placid, Highlands	1,564
Dover, Hillsborough	1,555
Apollo Beach, Hillsborough	1,539
Hobe Sound, Martin	1,524
Florida City, Dade	1,512
Debary, Volusia	1,505
Crossings, Dade	1,490
Palm Springs, Palm Beach	1,479
Pace, Santa Rosa	1,473
Sun City Center, Hillsborough	1,458
Dunnellon, Marion	1,430
Atlantic Beach, Duval	1,425
Lake Butler, Union	1,407
Belleview, Marion	1,364
Lantana, Palm Beach	1,354
Madison, Madison	1,344
Monticello, Jefferson	1,339
Biscayne Park, Dade	1,337
North Palm Beach, Palm Beach	1,337
Alachua, Alachua	1,323
Indiantown, Martin	1,270
Safety Harbor, Pinellas	1,267
South Miami, Dade	1,255
Graceville, Jackson	1,246
Williston, Levy	1,242
Ellenton, Manatee	1,239
Jensen Beach, Martin	1,205
Lecanto, Citrus	1,198

COVID-19: characteristics of 2,197,023 Florida resident cases

Data through Apr 30, 2021 verified as of May 1, 2021 at 09:25 AM

Data in this report are provisional and subject to change.

The table below includes the cities and counties of residence for cases in Florida residents based on the patient's ZIP Code. Note that city is not always received as part of the initial notification and may be missing while the case is being investigated.

City and county	Cases
Lauderhill, Broward	1,197
Newberry, Alachua	1,190
Satellite Beach, Brevard	1,188
Century, Escambia	1,176
Beverly Hills, Citrus	1,143
Englewood, Charlotte	1,135
Havana, Gadsden	1,127
Hilliard, Nassau	1,115
El Portal, Dade	1,114
Freeport, Walton	1,097
Trenton, Gilchrist	1,095
Wildwood, Sumter	1,087
Wilton Manors, Broward	1,082
Nokomis, Sarasota	1,067
Blountstown, Calhoun	1,049
Key Largo, Monroe	1,044
Jasper, Hamilton	1,041
Keystone Heights, Clay	1,027
Bushnell, Sumter	1,026
Frostproof, Polk	1,018
Wewahitchka, Gulf	997
Medley, Dade	997
Hernando, Citrus	995
Lauderdale Lakes, Broward	993
Polk City, Polk	981
Mary Esther, Okaloosa	964
Sanderson, Baker	960
Dunnellon, Citrus	958
Fellsmere, Indian River	947
Shalimar, Okaloosa	927
Fisher Island, Dade	923
Everglades National Park, Dade	909
Minneola, Lake	906
Port Saint Joe, Gulf	903
Spring Hill, Pasco	897
Marco Island, Collier	889
Moore Haven, Glades	885
Chiefland, Levy	877
Cocoa Beach, Brevard	875
Coleman, Sumter	852
Trinity, Pasco	850
Pahokee, Palm Beach	849
Thonotosassa, Hillsborough	849
High Springs, Alachua	842
Fort Meade, Polk	840
Fruitland Park, Lake	839
Sorrento, Lake	838
South Bay, Palm Beach	835
Bristol, Liberty	828
Cross City, Dixie	827
Englewood, Sarasota	825
Indialantic, Brevard	809
Glen Saint Mary, Baker	802
Southwest Ranches, Broward	798
Marathon, Monroe	781
Crescent City, Putnam	768
Umatilla, Lake	758
Interlachen, Putnam	756
Miramar Beach, Walton	751

COVID-19: characteristics of 2,197,023 Florida resident cases

Data through Apr 30, 2021 verified as of May 1, 2021 at 09:25 AM

Data in this report are provisional and subject to change.

The table below includes the cities and counties of residence for cases in Florida residents based on the patient's ZIP Code. Note that city is not always received as part of the initial notification and may be missing while the case is being investigated.

City and county	Cases
West Melbourne, Brevard	747
Fort Myers Beach, Lee	736
Lake Alfred, Polk	735
Chattahoochee, Gadsden	728
Old Town, Dixie	716
Bowling Green, Hardee	710
Olympia Heights, Dade	703
Weeki Wachee, Hernando	702
Uleta, Dade	701
Jacksonville, St. Johns	694
Lawtey, Bradford	681
South Daytona, Volusia	678
Coral, Dade	678
Silver Springs, Marion	676
Neptune Beach, Duval	668
Fort White, Columbia	667
Surfside, Dade	649
Palm Beach, Palm Beach	644
Belle Isle, Orange	635
Gulfport, Pinellas	621
Bronson, Levy	621
Baker, Okaloosa	615
Clearwater Beach, Pinellas	610
Bunnell, Flagler	602
Mascotte, Lake	601
Rotunda West, Charlotte	572
Sneads, Jackson	567
Jay, Santa Rosa	550
Mims, Brevard	548
Myakka City, Manatee	547
Hawthorne, Alachua	547
Oxford, Sumter	540
Cape Canaveral, Brevard	528
Carrabelle, Franklin	525
Oakland, Orange	524
Tavernier, Monroe	521
Dundee, Polk	519
Ocklawaha, Marion	515
Alva, Lee	512
Melbourne Beach, Brevard	511
Missing, Volusia	508
Citra, Marion	508
Cottondale, Jackson	506
Sweetwater, Dade	503
Indian Harbour Beach, Brevard	502
Zolfo Springs, Hardee	496
Bal Harbour, Dade	494
Florida State University, Leon	493
Molino, Escambia	493
Flagler Beach, Flagler	491
Midway, Gadsden	485
Celebration, Osceola	480
Youngstown, Bay	472
East Palatka, Putnam	470
Webster, Sumter	465
Bell, Gilchrist	461
Altha, Calhoun	449
Branford, Suwannee	439
Apalachicola, Franklin	430

COVID-19: characteristics of 2,197,023 Florida resident cases

Data through Apr 30, 2021 verified as of May 1, 2021 at 09:25 AM

Data in this report are provisional and subject to change.

The table below includes the cities and counties of residence for cases in Florida residents based on the patient's ZIP Code. Note that city is not always received as part of the initial notification and may be missing while the case is being investigated.

City and county	Cases
De Leon Springs, Volusia	429
Haverhill, Palm Beach	425
West Miami, Dade	421
Archer, Alachua	419
Eagle Lake, Polk	419
Missing, Orange	413
Osprey, Sarasota	411
Chuluota, Seminole	405
Floral City, Citrus	403
Centerville, Leon	396
Tequesta, Palm Beach	396
Ave Maria, Collier	391
Holly Hill, Volusia	389
Lake Park, Palm Beach	386
Hastings, St. Johns	386
Grand Ridge, Jackson	376
Raiford, Union	374
Pierson, Volusia	371
Grand Island, Lake	368
Montverde, Lake	354
Gotha, Orange	342
Indian Rocks Beach, Pinellas	341
Malabar, Brevard	339
Alafaya, Orange	335
Bryceville, Nassau	334
Greenville, Madison	334
Satsuma, Putnam	332
Vernon, Washington	330
Kenneth City, Pinellas	329
Hallandale Beach, Broward	328
Elkton, St. Johns	320
Malone, Jackson	319
Lake Panasoffkee, Sumter	319
Fort Mccoy, Marion	318
Jennings, Hamilton	318
Sebastian, Brevard	317
Reddick, Marion	313
Melrose, Putnam	312
Laurel Hill, Okaloosa	308
Belleair, Pinellas	307
Eastpoint, Franklin	307
Geneva, Seminole	300
Westville, Holmes	300
San Antonio, Pasco	299
Greenacres, Palm Beach	298
Anthony, Marion	298
Winter Park, Seminole	297
Valparaiso, Okaloosa	295
Lehigh, Lee	294
Morriston, Levy	294
O Brien, Suwannee	289
Greenwood, Jackson	282
Ponce De Leon, Holmes	275
Fern Park, Seminole	272
Kindred, Osceola	269
South Pasadena, Pinellas	267
Inlet Beach, Walton	259
Eglin Air Force Base, Okaloosa	258
Sanibel, Lee	251

COVID-19: characteristics of 2,197,023 Florida resident cases

Data through Apr 30, 2021 verified as of May 1, 2021 at 09:25 AM

Data in this report are provisional and subject to change.

The table below includes the cities and counties of residence for cases in Florida residents based on the patient's ZIP Code. Note that city is not always received as part of the initial notification and may be missing while the case is being investigated.

City and county	Cases
Weirsdale, Marion	248
Islamorada, Monroe	248
University Of Central Fl, Orange	248
Fountain, Bay	246
Edgewood, Orange	245
White Springs, Hamilton	243
Longboat Key, Manatee	243
Poinciana, Polk	242
Southport, Bay	238
Lee, Madison	237
Saint James City, Lee	236
Gretna, Gadsden	235
Cutler Bay, Dade	232
Hosford, Liberty	227
Madeira Beach, Pinellas	224
Astatula, Lake	223
Lakewood Ranch, Manatee	223
Wellborn, Suwannee	222
Holt, Okaloosa	220
Juno Beach, Palm Beach	218
Howey-In-The-Hills, Lake	218
Atlantis, Palm Beach	212
Mcdavid, Escambia	212
Babson Park, Polk	209
Lake Helen, Volusia	209
Micanopy, Alachua	207
Holmes Beach, Manatee	207
Bay Harbor Islands, Dade	206
Lauderdale By The Sea, Broward	205
Altoona, Lake	202
Osteen, Volusia	199
Sopchoppy, Wakulla	198
Zellwood, Orange	198
Center Hill, Sumter	195
Azalea Park, Orange	194
Mcalpin, Suwannee	192
Alford, Jackson	191
The Villages, Lake	185
Viera, Brevard	184
The Villages, Marion	183
Hypoluxo, Palm Beach	181
Odessa, Pasco	180
Summerland Key, Monroe	175
Mangonia Park, Palm Beach	175
Golden Beach, Dade	175
Bokeelia, Lee	173
Missing, Lee	171
Pomona Park, Putnam	171
Oak Hill, Volusia	170
Ponce Inlet, Volusia	167
University Of Miami, Dade	167
Grant-Valkaria, Brevard	165
Paisley, Lake	163
Caryville, Washington	162
University Of Fl, Alachua	161
Lutz, Pasco	161
Rocky Point, Hillsborough	161
Sumterville, Sumter	160
Bay Lake, Orange	158

COVID-19: characteristics of 2,197,023 Florida resident cases

Data through Apr 30, 2021 verified as of May 1, 2021 at 09:25 AM

Data in this report are provisional and subject to change.

The table below includes the cities and counties of residence for cases in Florida residents based on the patient's ZIP Code. Note that city is not always received as part of the initial notification and may be missing while the case is being investigated.

City and county	Cases
Lockhart, Orange	157
Citrus Springs, Citrus	153
Hollister, Putnam	151
Big Pine Key, Monroe	149
Hiawassee, Orange	147
Inglis, Levy	146
San Mateo, Putnam	146
Carrollwood, Hillsborough	146
Christmas, Orange	146
Lady Lake, Sumter	144
Clair-Mel City, Hillsborough	139
West Park, Broward	138
Lake Hamilton, Polk	135
Cloud Lake, Palm Beach	134
Missing, St. Johns	133
Clarksville, Calhoun	132
Baldwin, Duval	132
Buena Ventura Lakes, Osceola	131
Apopka, Seminole	130
Kendall, Dade	130
Hampton, Bradford	128
Steinhatchee, Taylor	127
Placida, Charlotte	127
University Of Central Florida, Orange	124
Harmony, Osceola	124
Missing, Pinellas	124
Matlacha, Lee	123
Belleair Beach, Pinellas	123
Missing, Sumter	121
City Of Sunrise, Broward	119
Lighthouse Point, Broward	119
Tierra Verde, Pinellas	119
Seville, Volusia	119
Temple Terrace, Hillsborough	117
Dania Beach, Broward	115
Barry University, Dade	115
Saint Leo, Pasco	114
Callaway, Bay	113
Dinsmore, Duval	112
Hurlburt Field, Okaloosa	112
Cedar Key, Levy	110
Astor, Lake	109
Sunny Isles Beach, Dade	108
Bradenton Beach, Manatee	108
Panacea, Wakulla	107
Princeton, Dade	105
Brooker, Bradford	105
Lamont, Jefferson	104
Florahome, Putnam	104
Canal Point, Palm Beach	103
Barefoot Bay, Brevard	102
Fruit Cove, St. Johns	101
Waldo, Alachua	101
Florida Gulf Coast Univ, Lee	99
South Fort Myers, Lee	98
Tyndall Air Force Base, Bay	98
Kathleen, Polk	97
University Of South Florida, Hillsborough	97
Bascom, Jackson	96

COVID-19: characteristics of 2,197,023 Florida resident cases

Data through Apr 30, 2021 verified as of May 1, 2021 at 09:25 AM

Data in this report are provisional and subject to change.

The table below includes the cities and counties of residence for cases in Florida residents based on the patient's ZIP Code. Note that city is not always received as part of the initial notification and may be missing while the case is being investigated.

City and county	Cases
Lorida, Highlands	94
Ocean Ridge, Palm Beach	93
Missing, Lake	93
Crystal Beach, Pinellas	92
Maitland, Seminole	92
Pinetta, Madison	90
Fort Denaud, Hendry	89
F M, Lee	88
Missing, St. Lucie	87
Saint Pete Beach, Pinellas	87
Missing, Marion	84
Yalaha, Lake	82
Patrick Air Force Base, Brevard	81
Boca Grande, Lee	81
Welaka, Putnam	79
Eatonville, Orange	79
Palma Ceia, Hillsborough	76
North Venice, Sarasota	75
Avon Park, Polk	73
Campbellton, Jackson	72
Cudjoe Key, Monroe	71
Missing, Duval	71
Ochopee, Collier	71
Miami Springs, Dade	70
Wekiwa Springs, Seminole	70
Anna Maria, Manatee	69
Air Mail Facility, Dade	69
Northdale, Hillsborough	68
Greensboro, Gadsden	67
Reunion, Osceola	67
Missing, Palm Beach	66
Georgetown, Putnam	66
Destin, Walton	66
Missing, Pasco	65
Stock Island, Monroe	64
Felda, Hendry	64
Treasure Island, Pinellas	63
North Redington Beach, Pinellas	62
Mexico Beach, Bay	60
Micco, Brevard	59
Bonita Beach, Lee	59
Orlando, Seminole	58
Bellview, Escambia	58
Duette, Manatee	58
Okahumpka, Lake	57
Walnut Hill, Escambia	55
Ona, Hardee	55
Lake Suzy, Desoto	55
Miromar Lakes, Lee	55
Heathrow, Seminole	54
University Of Tampa, Hillsborough	54
Missing, Santa Rosa	54
Singer Island, Palm Beach	54
Enterprise, Volusia	53
Highland City, Polk	53
Stetson University, Volusia	52
Orlando, Dade	52
Aloma, Orange	52
Green Acres, Palm Beach	52

COVID-19: characteristics of 2,197,023 Florida resident cases

Data through Apr 30, 2021 verified as of May 1, 2021 at 09:25 AM

Data in this report are provisional and subject to change.

The table below includes the cities and counties of residence for cases in Florida residents based on the patient's ZIP Code. Note that city is not always received as part of the initial notification and may be missing while the case is being investigated.

City and county	Cases
Town N Country, Hillsborough	51
Palm Beach Shores, Palm Beach	51
Intercession City, Osceola	50
Salt Springs, Marion	50
Miami, Broward	50
Terra Ceia, Manatee	50
Waverly, Polk	48
Florida International Univ, Dade	47
Naranja, Dade	47
Cinco Bayou, Okaloosa	47
Eaton Park, Polk	47
Bayonet Point, Pasco	47
Florence Villa, Polk	46
Missing, Broward	46
Ebro, Washington	45
Key Colony Beach, Monroe	45
Kenansville, Osceola	45
Village Wellington, Palm Beach	45
Orlando, Osceola	45
Missing, Hillsborough	44
Miami, Unknown	44
Sewalls Point, Martin	44
Manalapan, Palm Beach	43
Lacoochee, Pasco	43
Gulf Breeze, Escambia	43
Village Of Wellington, Palm Beach	42
Miami Shores, Dade	42
North Bay Village, Dade	41
Ridge Manor, Pasco	41
Missing, Seminole	41
Lakeshore, Polk	41
Saint Johns, Duval	40
Cortez, Manatee	40
Pine Hills, Orange	40
Jupiter, Martin	38
Florida A And M University, Leon	38
Ponte Vedra, Duval	38
Bayshore Gardens, Manatee	38
Hialeah Gardens, Dade	38
Westlake, Palm Beach	38
Bonaventure, Broward	38
Pasadena, Pinellas	38
Univ Of Fl Student Dorms, Alachua	37
Eloise, Polk	37
Orlando, Volusia	37
Orlando, Broward	37
Davenport, Osceola	37
Bay Pines, Pinellas	37
Tice, Lee	37
Lealman, Pinellas	36
Highland Beach, Palm Beach	36
Bradley, Polk	36
Lulu, Columbia	36
Sugarloaf Key, Monroe	36
Palm Shores, Brevard	35
Homeland, Polk	35
City Of Westlake, Palm Beach	34
Flemington, Marion	34
Hallandle Beach, Broward	34

COVID-19: characteristics of 2,197,023 Florida resident cases

Data through Apr 30, 2021 verified as of May 1, 2021 at 09:25 AM

Data in this report are provisional and subject to change.

The table below includes the cities and counties of residence for cases in Florida residents based on the patient's ZIP Code. Note that city is not always received as part of the initial notification and may be missing while the case is being investigated.

City and county	Cases
Siesta Key, Sarasota	34
Orlando, Polk	34
Poinciana, Osceola	34
Dowling Park, Suwannee	33
Venus, Highlands	33
Sydney, Hillsborough	33
Wekiva Springs, Seminole	32
Kinard, Calhoun	32
Bagdad, Santa Rosa	32
Alturas, Polk	31
Mcintosh, Marion	31
South Palm Beach, Palm Beach	31
Nocatee, Desoto	31
Indian Lake Estates, Polk	31
Homosassa Springs, Citrus	31
Saint Marks, Wakulla	30
Westchase, Hillsborough	30
Missing, Manatee	29
Chokoloskee, Collier	29
Palmdale, Glades	29
Penney Farms, Clay	29
Bonita Springs, Collier	29
Little Torch Key, Monroe	29
Archer, Levy	28
Pembroke Park, Broward	28
Tangerine, Orange	28
Horseshoe Beach, Dixie	28
Orlando, Hillsborough	28
Pine Castle, Orange	28
Balm, Hillsborough	27
New Smyrna, Volusia	27
Pensacola Beach, Santa Rosa	27
Florida State, Leon	27
Caryville, Holmes	27
Missing, Indian River	27
Paxton, Walton	26
Long Key, Monroe	26
Sparr, Marion	26
Redington Shores, Pinellas	26
Fort Lauderdale, Dade	26
Orange Lake, Marion	26
Missing, Citrus	25
Earleton, Alachua	25
Missing, Monroe	25
Tioga, Alachua	25
South Miami Heights, Dade	25
Yankeetown, Levy	25
Labelle, Glades	25
Hawthorne, Putnam	25
Loughman, Polk	24
Missing, Brevard	24
Santa Fe, Alachua	24
Union Park, Orange	24
Missing, Escambia	24
Goulds, Dade	24
Wabasso, Indian River	24
Boca Raton, Broward	24
Bostwick, Putnam	23
Champions Gate, Polk	22

COVID-19: characteristics of 2,197,023 Florida resident cases

Data through Apr 30, 2021 verified as of May 1, 2021 at 09:25 AM

Data in this report are provisional and subject to change.

The table below includes the cities and counties of residence for cases in Florida residents based on the patient's ZIP Code. Note that city is not always received as part of the initial notification and may be missing while the case is being investigated.

City and county	Cases
Florida Dept Of Corrections, Union	22
Wausau, Washington	22
Plymouth, Orange	22
Citrus Ridge, Indian River	22
Crystal Springs, Pasco	22
Laud-By-The-Sea, Broward	22
Missing, Okaloosa	22
Kissimmee, Orange	22
La Crosse, Alachua	22
Mango, Hillsborough	22
Buckingham, Lee	22
Branford, Lafayette	22
Florida International University, Dade	22
Sun City, Hillsborough	21
Perdido Key, Escambia	21
Ramrod Key, Monroe	21
Everglades City, Collier	21
Fort Ogden, Desoto	21
Bonifay, Washington	21
Missing, Collier	20
Trenton, Levy	20
Jensen Beach, St. Lucie	20
Brooksville, Pasco	20
Candler, Marion	20
Hollywood, Dade	20
Golden Oak, Orange	20
Parker, Bay	20
Mexico Beach, Gulf	20
Indian River Shores, Indian River	20
Goodland, Collier	20
Babcock Ranch, Lee	19
High Springs, Gilchrist	19
Maxville, Duval	19
Nalcrest, Polk	19
Lake Buena Vista, Orange	19
Lake Como, Putnam	19
Lowell, Marion	19
Orlando, Palm Beach	19
Wildlight, Nassau	19
Forest City, Orange	18
Belleair Bluffs, Pinellas	18
Johns Pass Village, Pinellas	18
West Panama City Beach, Bay	18
Florida State Univ Admin, Leon	18
Babcock Ranch, Charlotte	18
Lakewood Ranch, Sarasota	18
Tallevast, Manatee	18
Gulf Stream, Palm Beach	18
Nichols, Polk	18
Missing, Martin	17
Braden River, Manatee	17
Mount Dora, Orange	17
Missing, Bay	17
Webster, Hernando	17
Shady Hills, Pasco	17
Hutchinson Island, St. Lucie	17
Graceville, Holmes	17
Hialeah, Broward	17
Daytona Beach Shores, Volusia	17

COVID-19: characteristics of 2,197,023 Florida resident cases

Data through Apr 30, 2021 verified as of May 1, 2021 at 09:25 AM

Data in this report are provisional and subject to change.

The table below includes the cities and counties of residence for cases in Florida residents based on the patient's ZIP Code. Note that city is not always received as part of the initial notification and may be missing while the case is being investigated.

City and county	Cases
Deer Island, Lake	17
Trilby, Pasco	17
Wewahitchka, Calhoun	16
Lake City, Suwannee	16
Woodville, Leon	16
Otter Creek, Levy	16
Lake Monroe, Seminole	16
Hernando Beach, Hernando	16
Gulf Hammock, Levy	16
Graham, Bradford	16
Suwannee, Dixie	16
Hillsboro Beach, Broward	15
Village Of Palmetto Bay, Dade	15
White Springs, Columbia	15
Indian Creek Village, Dade	15
Eau Gallie, Brevard	15
Saint Lucie West, St. Lucie	15
Orlando, Lake	15
Watersound, Walton	15
Orlando, Pinellas	15
Winter Garden, Lake	15
Murdock, Charlotte	14
Miami Gardens, Broward	14
Copeland, Collier	14
Los Angeles, Dade	14
Wahneta, Polk	14
Laurel Hill, Walton	14
Dade City, Hernando	14
Virginia Gardens, Dade	14
Mount Plymouth, Lake	13
Elfers, Pasco	13
Durant, Hillsborough	13
Roseland, Indian River	13
Gonzalez, Escambia	13
Kingsley Lake, Bradford	13
Steinhatchee, Dixie	13
Choctaw Beach, Okaloosa	13
Long Boat Key, Manatee	13
Orlando, Brevard	13
Saint George Island, Franklin	13
Unknown, Dade	13
Alys Beach, Bay	13
Fort Charlotte, Charlotte	13
East Lake, Marion	12
Redington Beach, Pinellas	12
Captiva, Lee	12
Grandin, Putnam	12
Umatilla, Marion	12
Pensacola Beach, Escambia	12
Rosemary Beach, Walton	12
Citrus Hills, Citrus	12
Leisure City, Dade	12
Fanning Springs, Gilchrist	12
Holder, Citrus	12
Missing, Putnam	12
Greenville, Taylor	11
Cypress, Jackson	11
Naples, Lee	11
Deerfield Beach, Palm Beach	11

COVID-19: characteristics of 2,197,023 Florida resident cases

Data through Apr 30, 2021 verified as of May 1, 2021 at 09:25 AM

Data in this report are provisional and subject to change.

The table below includes the cities and counties of residence for cases in Florida residents based on the patient's ZIP Code. Note that city is not always received as part of the initial notification and may be missing while the case is being investigated.

City and county	Cases
Hialeah, Unknown	11
Sea Ranch Lakes, Broward	11
Missing, Sarasota	11
Goldenrod, Seminole	11
Missing, Taylor	10
Telogia, Liberty	10
Gibsonia, Polk	10
Missing, Polk	10
University Park, Manatee	10
Worthington Springs, Union	10
Rubonia, Manatee	10
Haines Creek, Lake	10
Forest City, Seminole	10
Ozona, Pinellas	10
Missing, Nassau	10
Day, Lafayette	10
Seacrest, Walton	10
Briny Breezes, Palm Beach	10
Basinger, Okeechobee	10
Orlando, Duval	10
Orlando, Leon	10
Perrine, Dade	10
Saint Augustine, Duval	9
West Delray Beach, Palm Beach	9
Grant Valkaria, Brevard	9
High Springs, Columbia	9
Nobleton, Hernando	9
Passport, Unknown	9
Ybor City, Hillsborough	9
Lloyd, Jefferson	9
Lamont, Madison	9
Jacksonville, Unknown	9
Beverly Beach, Flagler	9
Saint Augustine Beach, St. Johns	9
Orlando, Unknown	9
Putnam Hall, Putnam	9
Ferndale, Lake	9
Innovation, Pasco	9
Cottondale, Washington	9
Barberville, Volusia	9
Scottsmoor, Brevard	9
Palma Sola, Manatee	9
Missing, Clay	8
Jerome, Collier	8
Ponce De Leon, Walton	8
Fairfield, Marion	8
Cross Creek, Alachua	8
Indian Shores, Pinellas	8
Fort Walton Beach, Unknown	8
Quail Heights, Dade	8
Palm City, St. Lucie	8
Seybold, Dade	8
White City, Gulf	8
Pine Ridge, Citrus	8
Keystone Heights, Bradford	8
Salem, Taylor	8
Orange Springs, Marion	8
Oneco, Manatee	8
Weirsdale, Lake	8

COVID-19: characteristics of 2,197,023 Florida resident cases

Data through Apr 30, 2021 verified as of May 1, 2021 at 09:25 AM

Data in this report are provisional and subject to change.

The table below includes the cities and counties of residence for cases in Florida residents based on the patient's ZIP Code. Note that city is not always received as part of the initial notification and may be missing while the case is being investigated.

City and county	Cases
Evinston, Alachua	8
Anastasia Island, St. Johns	8
East Rockland Key, Monroe	7
Missing, Flagler	7
Port Saint John, Brevard	7
Orange Park, Duval	7
Fernandina, Nassau	7
Inglis, Citrus	7
Missing, Unknown	7
Orlando, Pasco	7
Longboat Key, Sarasota	7
Switzerland, St. Johns	7
Aripeka, Pasco	7
Maitland, Volusia	7
River Ranch, Polk	7
Valkaria, Brevard	7
Orlando, Alachua	7
Okeechobee, Glades	7
Niceville, Walton	7
Punta Gorda, Lee	6
Holt, Santa Rosa	6
Inlet Beach, Bay	6
Deland, Lake	6
Sunny Hills, Washington	6
Shady Grove, Taylor	6
Orlando, Flagler	6
Orlando, Marion	6
Missing, Leon	6
Oklawaha, Marion	6
Port Salerno, Martin	6
Ridge Manor Estates, Sumter	6
Maitland, Hillsborough	6
Winter Park, Polk	6
Winderemere, Orange	6
Lake Worth, Broward	6
Grove City, Charlotte	6
Eglin, Okaloosa	6
Bruce, Holmes	6
Coco River, Collier	6
Missing, Walton	6
Labelle, Lee	6
Duck Key, Monroe	6
Newberry, Gilchrist	6
Morriston, Marion	6
San Carlos Park, Lee	6
Miccosukee, Leon	6
Glenwood, Volusia	6
Clarcona, Orange	6
Orchid, Indian River	6
Pensacola, Unknown	6
Ocoee, Lake	6
Maitland, Osceola	6
Bradenton, Sarasota	6
Mayport Naval Station, Duval	6
Lake Butler, Bradford	6
Missing, Alachua	5
Delray Beach, Broward	5
Alys Beach, Walton	5
Point Washington, Walton	5

COVID-19: characteristics of 2,197,023 Florida resident cases

Data through Apr 30, 2021 verified as of May 1, 2021 at 09:25 AM

Data in this report are provisional and subject to change.

The table below includes the cities and counties of residence for cases in Florida residents based on the patient's ZIP Code. Note that city is not always received as part of the initial notification and may be missing while the case is being investigated.

City and county	Cases
Seacrest, Bay	5
Williston, Marion	5
Cypress Gardens, Polk	5
Island Grove, Alachua	5
Okeechobee, Martin	5
Orlando, Manatee	5
Pompano Beach, Palm Beach	5
Wakulla Springs, Wakulla	5
Psl, Unknown	5
Okeechobee, Osceola	5
University Of Central Fl, Hillsborough	5
Cape Haze, Charlotte	5
Bayou George, Bay	5
Boynton Beach, Broward	5
Kissimmee, Unknown	5
Missing, Osceola	5
Miramar, Dade	5
Fort Lauderdale, Palm Beach	5
Jacksonville Naval Air Station, Duval	5
Missing, Columbia	5
Missing, Highlands	5
Ebro, Bay	5
Highland Park, Polk	5
Westchester, Dade	5
Mid Florida, Seminole	5
Ocean Breeze, Martin	5
Milton, Escambia	5
Missing, Hernando	5
Mayport, Duval	5
Jacksonville, Clay	5
Greenville, Jefferson	5
Pass, Unknown	5
Miami, Palm Beach	5
Stuart, St. Lucie	5
Lake Geneva, Clay	5
Live Oak, Madison	4
Loxahatchee Groves, Palm Beach	4
West Bradenton, Manatee	4
Clermont, Polk	4
Marina Del Rey, Dade	4
Melrose, Bradford	4
Los Angeles, Broward	4
Jacksonville, Dade	4
Arcadia, Hillsborough	4
Lake Harbor, Palm Beach	4
Glen Ridge, Palm Beach	4
Coconut Creek, Palm Beach	4
Orem, Palm Beach	4
Miami Gardens, Unknown	4
Branford, Gilchrist	4
Clewiston, Palm Beach	4
Conch Key, Monroe	4
Sharpes, Brevard	4
Wacissa, Jefferson	4
Sugarloaf, Monroe	4
Lazy Lake, Broward	4
Lamont, Taylor	4
Plantation Key, Monroe	4
North Miami Beach, Broward	4

COVID-19: characteristics of 2,197,023 Florida resident cases

Data through Apr 30, 2021 verified as of May 1, 2021 at 09:25 AM

Data in this report are provisional and subject to change.

The table below includes the cities and counties of residence for cases in Florida residents based on the patient's ZIP Code. Note that city is not always received as part of the initial notification and may be missing while the case is being investigated.

City and county	Cases
International Service Center, Dade	4
Indian Rock Beach, Pinellas	4
Bowling Green, Polk	4
Sandestin, Walton	4
Pompano Beach, Dade	4
Bella Collina, Lake	4
Bonnie, Dade	4
El Jobean, Charlotte	4
Miami Beach, Unknown	4
Marathon Shores, Monroe	4
Hinsdale, Manatee	4
Jonesville, Alachua	4
Julington Creek, St. Johns	3
Jupiter Island, Martin	3
Kathleen, Pasco	3
Marco Island, Lee	3
Mims, Volusia	3
Miramar, Unknown	3
Missing, Washington	3
Alford, Washington	3
Pass-A-Grille, Pinellas	3
Orlando, Escambia	3
Okeechobee, Highlands	3
Ocean Reef Club, Monroe	3
Vero Beach, St. Lucie	3
Winter Park, Volusia	3
Cape San Blas, Gulf	3
Apopka, Lake	3
Crestview, Walton	3
Cross Key, Monroe	3
Green Cove Springs, Duval	3
Fpo, Duval	3
Fernandina Beach, Duval	3
Mayport Naval Housing, Duval	3
Monticello, Madison	3
Samoset, Manatee	3
San Fernando, Unknown	3
Vernon, Bay	3
Land O Lakes, Hillsborough	3
Lady Lake, Marion	3
Homeless, Hillsborough	3
Jacksonville , Duval	3
Brooklyn, Broward	3
Ft Pierce, St. Lucie	3
Westville, Walton	3
Pembroke Lakes, Broward	3
Orlo Vista, Orange	3
Milligan, Okaloosa	3
Sorrento, Orange	3
North Fort Myers, Charlotte	3
Stuart, Palm Beach	3
Chicago, Lee	3
Coraopolis, Citrus	3
Champions Gate, Osceola	3
Bristol, Calhoun	3
Aventura, Broward	3
Marina Del Rey, Broward	3
Jacksonville, Alachua	3
Pp, Dade	3

COVID-19: characteristics of 2,197,023 Florida resident cases

Data through Apr 30, 2021 verified as of May 1, 2021 at 09:25 AM

Data in this report are provisional and subject to change.

The table below includes the cities and counties of residence for cases in Florida residents based on the patient's ZIP Code. Note that city is not always received as part of the initial notification and may be missing while the case is being investigated.

City and county	Cases
Woodside, Broward	3
Wimauma, Manatee	3
Brewton, Escambia	3
Apopka, Broward	3
Lanark Village, Franklin	3
Maitland, Polk	3
Inverness, Polk	3
Pass, Dade	3
Vero Beach, Brevard	3
Miami Shores, Broward	3
Pineland, Lee	3
Tampa, Pinellas	3
Tampa Palms, Hillsborough	3
Tarpon Springs, Pasco	3
Winter Garden, Seminole	3
Laurel, Sarasota	3
Ludlam, Dade	3
Clermont, Orange	3
West Palm Beach, Broward	3
Village Of Golf, Palm Beach	3
Wildwood, Marion	3
Saint Augusaintine Beach, St. Johns	3
Saint Petersburg, Hillsborough	3
Missing, Jackson	3
Palm Coast, Volusia	3
Port Saint Lucie, Martin	3
Loxahatchee, Broward	3
Miami, Orange	3
Lynbrook, Broward	3
Lakeland, Hillsborough	3
Lake City, Duval	3
Immokalee, Lee	3
Hallandale Beach, Dade	3
Bradington, Manatee	3
Blountstown, Liberty	3
Blountstown, Jackson	2
Alligator Point, Franklin	2
Coconut Creek, Unknown	2
Crawfordville, Leon	2
Eatonville, Lake	2
Fort Lauderdale, Unknown	2
Fort Myers, Unknown	2
Hallandale Beach, Unknown	2
Lawtey, Union	2
Lehigh Acres, Dade	2
Los Angeles, Okaloosa	2
Louisville, Manatee	2
Miami, Hillsborough	2
Lutz, Pinellas	2
Port Charlotte, Unknown	2
Opa Locka, Broward	2
Mount Pleasant, Gadsden	2
None, Dade	2
Navarre, Okaloosa	2
Phoenix, Lake	2
Seven Springs, Pasco	2
Zellwood, Lake	2
West Villages, Sarasota	2
Upper Key Largo, Monroe	2

COVID-19: characteristics of 2,197,023 Florida resident cases

Data through Apr 30, 2021 verified as of May 1, 2021 at 09:25 AM

Data in this report are provisional and subject to change.

The table below includes the cities and counties of residence for cases in Florida residents based on the patient's ZIP Code. Note that city is not always received as part of the initial notification and may be missing while the case is being investigated.

City and county	Cases
University Of Central Florida, Brevard	2
Bronx, Seminole	2
Doctors Inlet, Clay	2
Bonifay, Jackson	2
Bonnie, Duval	2
Bonnie, Sarasota	2
Lecanto, Marion	2
Maitland, Leon	2
Lake Helen, Orange	2
Fort Myers, Collier	2
Fort Pierce, Martin	2
Winter Park, Leon	2
St John, Broward	2
Weston, Dade	2
West Palm Beach, Dade	2
Orlando, Santa Rosa	2
Palm Springs North, Dade	2
Redland, Dade	2
Melrose, Alachua	2
Olustee, Baker	2
Orlando, Charlotte	2
University Of Central Florida, Broward	2
Saint Teresa, Wakulla	2
West Point, Lee	2
Orlando, Okaloosa	2
Madison, Unknown	2
Margate, Unknown	2
Maitland, Pasco	2
Miamt, Dade	2
North Miami, Broward	2
Homeless, Dade	2
Knoxville, Escambia	2
Florida Power & Light Co, Dade	2
Amelia City, Nassau	2
Apopka, Unknown	2
Alligator Point, Wakulla	2
Chipley, Jackson	2
Maitland, Lake	2
Naples, Broward	2
Moore Haven, Hendry	2
Jan Phyl Village, Polk	2
Hialeah Lakes, Dade	2
Hialeah, Orange	2
Cassadaga, Volusia	2
Fort Walton Beach, Walton	2
Duke Field Air Force Station, Okaloosa	2
Dunnellon, Levy	2
Yalhala, Lake	2
Sumatra, Liberty	2
University Of Central Florida, Palm Beach	2
University Of Central Florida, Pinellas	2
Pp, Unknown	2
Provo, Broward	2
Portland, Unknown	2
Pensacola, Santa Rosa	2
Jacksonville Naval Hospital, Duval	2
Hosford, Calhoun	2
Melrose, Clay	2
Longview, Dade	2

COVID-19: characteristics of 2,197,023 Florida resident cases

Data through Apr 30, 2021 verified as of May 1, 2021 at 09:25 AM

Data in this report are provisional and subject to change.

The table below includes the cities and counties of residence for cases in Florida residents based on the patient's ZIP Code. Note that city is not always received as part of the initial notification and may be missing while the case is being investigated.

City and county	Cases
000000, Unknown	2
Dfafs, Okaloosa	2
Tampa, Hernando	2
Vero Beach, Unknown	2
Wauchula, Desoto	2
Yeehaw, Okeechobee	2
Ormond Beach, Flagler	2
Noma, Holmes	2
Pembroke Pines, Dade	2
Sebring, Desoto	2
Saint Lucie Village, St. Lucie	2
Port Saint Lucie, Palm Beach	2
Red Bay, Holmes	2
Saint Marys, Nassau	2
West Lafayette, Broward	2
Windermere, Lake	2
Sutton, Pasco	2
Tequesta, Martin	2
Woodstock, Lee	2
Fort Lauderdale, Alachua	2
Doral, Unknown	2
Bay Harbor Islands, Unknown	2
Alachua, Duval	2
Cross City, Taylor	2
Carl Fisher, Dade	2
Jupiter, Dade	2
Micanopy, Marion	2
Port Canaveral, Brevard	2
Sarasota, Unknown	2
South Miami, Broward	2
Seguin, Unknown	2
Tampa, Broward	2
Tarpon Springs, Hillsborough	2
Sunrise, Unknown	2
Orlando, St. Lucie	2
Monument, Broward	2
Marysville, Dade	2
Lake Clarke Shores, Palm Beach	2
Fl State Univ Student, Leon	2
Dade City, Unknown	2
Defuniak Springs, Okaloosa	2
Cibolo, Orange	2
Claysville, Hernando	2
Crescent Beach, Sarasota	2
Callahan, Duval	2
Winter Springs, Orange	2
Venice, Dade	2
Union, Manatee	2
University Of Central Fl, Seminole	2
Wekiwa Springs, Orange	2
Windermere, Hillsborough	2
Pompano Beach, Osceola	2
Port Charlotte, Lee	2
Port St. Lucie, St. Lucie	2
Sand Lake, Orange	2
Swansea, Lee	2
Altamonte Springs, Orange	2
At Large, Broward	2
Boys Ranch, Suwannee	2

COVID-19: characteristics of 2,197,023 Florida resident cases

Data through Apr 30, 2021 verified as of May 1, 2021 at 09:25 AM

Data in this report are provisional and subject to change.

The table below includes the cities and counties of residence for cases in Florida residents based on the patient's ZIP Code. Note that city is not always received as part of the initial notification and may be missing while the case is being investigated.

City and county	Cases
Fort Pierce, Brevard	2
Graceville, Unknown	2
Eatonville, Polk	2
New Port Richey, Hillsborough	2
Naples, Unknown	2
Miami, Martin	2
Jena, Taylor	2
Labelle, Collier	2
Long Beach, Orange	2
Litchfield Park, Monroe	1
Littleton, St. Johns	1
Lake In The Hills, Broward	1
Lake Worth, Unknown	1
Lauderhill, Unknown	1
Indianapolis, Lee	1
Jupiter, Pinellas	1
Kansas City, Palm Beach	1
Gwynn Oak, Polk	1
Milford, Bay	1
Milford, Unknown	1
Melbourne, Volusia	1
Mattoon, Lee	1
Marianna, Leon	1
Marianna, Washington	1
Mary Esther, Hillsborough	1
Los Angeles, Orange	1
Maitland, Palm Beach	1
Longwood, Unknown	1
New Canaan, Dade	1
Na, Dade	1
Newaygo, Charlotte	1
North Port, Charlotte	1
Missing, Franklin	1
Eureka, Flagler	1
Evansville, Citrus	1
Crescent City, Marion	1
Crestview, Unknown	1
Denton, Broward	1
Destin, Bay	1
Clearwater, Hillsborough	1
Coal City, Pasco	1
Commerce Township, Manatee	1
Crawfordville, Alachua	1
Glens Falls, Broward	1
Fort Lauderdale, Lee	1
Fort Myers, Polk	1
Fort Worth, Broward	1
Franklin, Orange	1
Frostproof, Highlands	1
Gainesville, Palm Beach	1
Gainesville, Santa Rosa	1
Brewster, Palm Beach	1
Brownsville, Escambia	1
Bryant, Palm Beach	1
Bonnie, St. Johns	1
Belleair Bluffs, Unknown	1
Celebration, Orange	1
Chicago, Broward	1
Choctaw Beach, Unknown	1

COVID-19: characteristics of 2,197,023 Florida resident cases

Data through Apr 30, 2021 verified as of May 1, 2021 at 09:25 AM

Data in this report are provisional and subject to change.

The table below includes the cities and counties of residence for cases in Florida residents based on the patient's ZIP Code. Note that city is not always received as part of the initial notification and may be missing while the case is being investigated.

City and county	Cases
Austin, Dade	1
Apo, Collier	1
Big Torch Key, Monroe	1
Black, Holmes	1
Boca Raton, Lee	1
Bonifay, Unknown	1
8852 Teacher Ln, Pasco	1
Addison, Pasco	1
Apopka, Citrus	1
Apopka, Hillsborough	1
Arabi, Orange	1
Tampa, Citrus	1
Tampa, Duval	1
Tavares, Unknown	1
Temple, Palm Beach	1
Surfside Beach, Orange	1
Sun City Center, Lee	1
Summerdale, Escambia	1
Scottsdale, Brevard	1
Scottsdale, Palm Beach	1
Saint Charles, Orange	1
St Peterburg, Orange	1
Staten Island, Broward	1
Stiamk, Dade	1
Roswell, Bay	1
Royal Palm, Palm Beach	1
Ruskin, Dade	1
Ruskin, Manatee	1
Saint Petersburg, Duval	1
Saint Petersburg, Manatee	1
Port Saint Lucie, Marion	1
Port St Luice, Unknown	1
Pembroke Pines, Unknown	1
Pensacola Naval Hospital, Escambia	1
Pittsburgh, Alachua	1
Playa Del Rey, Palm Beach	1
Plymouth, Pasco	1
Okeechobee, Unknown	1
Oviedo, Orange	1
Pace, Escambia	1
Painted Post, Pasco	1
Palatka, Marion	1
Winnetka, Dade	1
Winter Garden, Osceola	1
Winter Haven, Leon	1
Winter Haven, Osceola	1
Winter Park, Duval	1
Winter Park, Palm Beach	1
West Hollywood, Broward	1
Wildwood, Lee	1
Willington, Lee	1
Unknown, Duval	1
Upland, Manatee	1
Valrico, Polk	1
Wabasha, Clay	1
Wakefield, Broward	1
Waverly, Duval	1
Winter Springs, Polk	1
Youngstown, Washington	1

COVID-19: characteristics of 2,197,023 Florida resident cases

Data through Apr 30, 2021 verified as of May 1, 2021 at 09:25 AM

Data in this report are provisional and subject to change.

The table below includes the cities and counties of residence for cases in Florida residents based on the patient's ZIP Code. Note that city is not always received as part of the initial notification and may be missing while the case is being investigated.

City and county	Cases
Buffalo, Dade	1
Canton, Duval	1
Brunswick, Polk	1
Bryceville, Duval	1
Bradentom, Manatee	1
Bradenton, Lee	1
Boca Raton, Dade	1
Boca Raton, Madison	1
Bogota, Unknown	1
Bal Harbour, Broward	1
Atlanta, Walton	1
Attalla, Broward	1
Auburn, Palm Beach	1
Autaugaville, Broward	1
Apopka, Volusia	1
Alachua, Suwannee	1
Alafaya, Broward	1
Alafaya, Pinellas	1
Crestview, Broward	1
Clearwater, Leon	1
Charlotte, Alachua	1
Defuniak Springs, Unknown	1
Daytona Beach, Orange	1
Deerfield Beach, Polk	1
Dalecity, Okaloosa	1
Crystal River, Marion	1
Fayetteville, Broward	1
Fellsmere, Brevard	1
Florida City, Unknown	1
Fort Lauderdale, Collier	1
Fort Myers, Alachua	1
El Dorado, Palm Beach	1
East Setauket, Palm Beach	1
Dona Vista, Lake	1
Fleming Island, Duval	1
Gainesville, Levy	1
Great Neck, Dade	1
Glen Cove, Unknown	1
Glen Saint Mary, Duval	1
Golf, Palm Beach	1
Greensboro, Leon	1
Immokalee, Walton	1
Hollywood, Unknown	1
Lake Forest, Collier	1
Merrick, Palm Beach	1
Metter, Manatee	1
Miami, Osceola	1
Miamiardens, Unknown	1
Miamksaohes, Dade	1
Irmo, Unknown	1
Jacksonville, Baker	1
Jacksonville, Marion	1
Key West, Palm Beach	1
Kilgore, Dade	1
Jupiter Inlet, Palm Beach	1
Land O Lakes, Unknown	1
Lawton, Okaloosa	1
Levittown, Palm Beach	1
Lima, Manatee	1

COVID-19: characteristics of 2,197,023 Florida resident cases

Data through Apr 30, 2021 verified as of May 1, 2021 at 09:25 AM

Data in this report are provisional and subject to change.

The table below includes the cities and counties of residence for cases in Florida residents based on the patient's ZIP Code. Note that city is not always received as part of the initial notification and may be missing while the case is being investigated.

City and county	Cases
Lima, Volusia	1
Macclenny, Dixie	1
Madison, Jefferson	1
Maitland, Collier	1
Morrisville, Palm Beach	1
Mokena, Lee	1
Myrtle Beach, Broward	1
N/A, Unknown	1
Nashville, Palm Beach	1
North Brunswick, St. Lucie	1
North Grafton, Dade	1
North Lauderdale, Unknown	1
Oakland Park, Unknown	1
Ocala, Duval	1
North Porte, Unknown	1
Notrealville, Polk	1
Orem, Dade	1
Orlando, Citrus	1
Orlando, Collier	1
Orlando, Hernando	1
Orlando, Walton	1
Oviedo, Lake	1
Orlando, St. Johns	1
Panomo City, Bay	1
Parrish, Sarasota	1
Plantation, Leon	1
Pooler, Broward	1
Pensacola, Dade	1
Plant City, Polk	1
San Marcos, Unknown	1
Rye, Palm Beach	1
Saint Petersburg, Bay	1
Ridgewood, Lee	1
Roayl Palm Beach, Palm Beach	1
Roseville, Broward	1
Punta Gorda, Sarasota	1
Putnam, Putnam	1
Surprise, Unknown	1
St Cloud, Orange	1
St Helena Is, Dade	1
Syracuse, Unknown	1
Vernon, Walton	1
Waukesha, Volusia	1
Unknown, Manatee	1
Venezuela, Unknown	1
Tinley Park, Manatee	1
Twentynine Palms, Broward	1
Whippany, Volusia	1
Wilmington, Charlotte	1
Windermere, Alachua	1
Winfield, Hillsborough	1
Winter Garden, Unknown	1
Winter Park, Brevard	1
Winter Park, Unknown	1
Xifamk, Dade	1
Milford, Lee	1
Mckinney, Broward	1
Miamc, Dade	1
Ldhl, Broward	1

COVID-19: characteristics of 2,197,023 Florida resident cases

Data through Apr 30, 2021 verified as of May 1, 2021 at 09:25 AM

Data in this report are provisional and subject to change.

The table below includes the cities and counties of residence for cases in Florida residents based on the patient's ZIP Code. Note that city is not always received as part of the initial notification and may be missing while the case is being investigated.

City and county	Cases
Longwood, Volusia	1
Matawan, Palm Beach	1
Lake Butler, Alachua	1
Lakeland, Unknown	1
Kingsland, Nassau	1
Knoxville, Bay	1
Las Vegas, Palm Beach	1
Leesburg, Seminole	1
Lincoln, St. Lucie	1
Little Neck, Lee	1
Jupiter, St. Lucie	1
Kenilworth, Leon	1
Key West, Duval	1
Keys West, Unknown	1
Jacksonville, Orange	1
Jefferson, Dade	1
Jonesboro, Leon	1
Intrcsion Cty, Osceola	1
Inverness, Marion	1
Inwood, Broward	1
Irvine, Marion	1
Istachatta, Hernando	1
Homeless, Monroe	1
Homeless, Pinellas	1
Howell, Dade	1
Hudson, Hernando	1
Indian Rocks Beach, Duval	1
Indiantown, Palm Beach	1
Inglewood, Sarasota	1
Hernando, Marion	1
Hialeah, Collier	1
Helen, Bay	1
Hoclywsod, Dade	1
Holiday, Pinellas	1
Carmel, Orange	1
Cedar Springs, Hernando	1
Caracas, Dade	1
Bryceville, Baker	1
Dallas, Hernando	1
Dayton, Lake	1
Daytona Beach, Pinellas	1
Alpharetta, Broward	1
0, Manatee	1
Acworth, Okaloosa	1
Apopka, Clay	1
Asheville, Highlands	1
Astoria, Broward	1
Atmore, Escambia	1
Bartow, Hardee	1
Bel Air, Collier	1
Berryton, Palm Beach	1
Brooklyn, Dade	1
Brooklyn, Lee	1
Bonnie, Broward	1
Boston, Broward	1
Downingtown, Broward	1
Downingtown, Hillsborough	1
Dpo, Santa Rosa	1
Dunedin, Unknown	1

COVID-19: characteristics of 2,197,023 Florida resident cases

Data through Apr 30, 2021 verified as of May 1, 2021 at 09:25 AM

Data in this report are provisional and subject to change.

The table below includes the cities and counties of residence for cases in Florida residents based on the patient's ZIP Code. Note that city is not always received as part of the initial notification and may be missing while the case is being investigated.

City and county	Cases
Dearborn, Broward	1
Deer Park, Dade	1
Deerfield Beach, Unknown	1
Deerfield, Dade	1
Deland, Seminole	1
Erie, Monroe	1
Fisher Island, Unknown	1
East Palatka, Hillsborough	1
Eastpoint, Leon	1
Deltona, Seminole	1
Fort Lauderdale, Leon	1
Fort Myers, Sarasota	1
Fort Pierce, Palm Beach	1
Fort White, Clay	1
Garden City, Alachua	1
Gaylord, Orange	1
Goodrich, Charlotte	1
Gotcha, Orange	1
Greensburg, Palm Beach	1
Harpers Ferry, Palm Beach	1
Haines City, Osceola	1
Yulee, St. Johns	1
Zephyrhills, Hillsborough	1
Topsham, Manatee	1
Town Of Nocatee, St. Johns	1
Troy, Manatee	1
Unkn, Duval	1
Sweetwater, Manatee	1
Syracuse, Polk	1
Tallahassee, Dade	1
Tamarac, Dade	1
Tavares, Orange	1
Suitland, Volusia	1
Sunbright, Palm Beach	1
Winter Garden, Duval	1
Woodbine, Nassau	1
West Yarmouth, St. Lucie	1
Waipahu, Santa Rosa	1
Ward, Polk	1
Wellborn, Columbia	1
West Aplm Beach, Palm Beach	1
Venetian Islands, Dade	1
Rileyville, Flagler	1
Saint Joseph, Volusia	1
Russellville, Bay	1
Sagamore Beach, Charlotte	1
Saint Augustine, Broward	1
Saint Cloud, Palm Beach	1
San Antonio, Orange	1
Seminole, Leon	1
Shalimar, Unknown	1
Shirley, Flagler	1
Prattville, Hillsborough	1
Prestonsburg, Bay	1
Quincy, Jackson	1
Rapid City, Broward	1
Petersburg, Manatee	1
Piasa, Putnam	1
Palmetto, Pasco	1

COVID-19: characteristics of 2,197,023 Florida resident cases

Data through Apr 30, 2021 verified as of May 1, 2021 at 09:25 AM

Data in this report are provisional and subject to change.

The table below includes the cities and counties of residence for cases in Florida residents based on the patient's ZIP Code. Note that city is not always received as part of the initial notification and may be missing while the case is being investigated.

City and county	Cases
Parma, Manatee	1
Pass-A-Grille Beach, Pinellas	1
Oldsmar, Hillsborough	1
Olean, Alachua	1
Other, Dade	1
Palm Beach Gardens, Unknown	1
Palmetto Bay, Palm Beach	1
Missing, Okeechobee	1
Monroe Township, Palm Beach	1
Monroe, Lee	1
Moore Haven, Okeechobee	1
Morrisville, Unknown	1
Missing, Levy	1
Myakka City, Sarasota	1
North Palm Beach, Orange	1
Northport, Sarasota	1
Oakland, Lee	1
New Middletown, Hillsborough	1
New Port Richey, Pinellas	1
Newberry, Marion	1
Newtown, Lake	1
Saint Petersburg, Charlotte	1
Saint Augustine, Flagler	1
Puerto Rico, Unknown	1
Punta Gorda, Unknown	1
Randolph, Orange	1
Rivera Beach, Palm Beach	1
Port Orange, Brevard	1
Powell, Lee	1
Seffenner, Hillsborough	1
Seminole, Lee	1
Sanford, Orange	1
Stratford, Broward	1
Sunrtise, Dade	1
Tallahassee, Madison	1
Tallahassee, Pinellas	1
Pembroke Pines, Orange	1
Pensacola, Sumter	1
Perth Amboy, Hillsborough	1
Panama City, Unknown	1
Paducah, Manatee	1
Orlando, Jackson	1
Orlando, Lee	1
Ocala, Citrus	1
Ocoee, Unknown	1
Odessa, Dade	1
Oldsrav, Manatee	1
Nantucket, Palm Beach	1
Monroe, Hillsborough	1
Newberry, Levy	1
New Vernon, Palm Beach	1
Windermere, Volusia	1
Wtixrat, Dade	1
Westlake Village, Unknown	1
White Plains, Broward	1
Whites Creek, Leon	1
Watersound, Bay	1
Tampa, Pasco	1
Summerfield, Unknown	1

COVID-19: characteristics of 2,197,023 Florida resident cases

Data through Apr 30, 2021 verified as of May 1, 2021 at 09:25 AM

Data in this report are provisional and subject to change.

The table below includes the cities and counties of residence for cases in Florida residents based on the patient's ZIP Code. Note that city is not always received as part of the initial notification and may be missing while the case is being investigated.

City and county	Cases
Trenton, Dixie	1
Uknown, Unknown	1
Toms River, Lee	1
Tourist, Dade	1
University Of Central Florida, Lee	1
Unk, Duval	1
Ventura, Orange	1
Crossings, Unknown	1
Davenport, Lake	1
Dayton, Citrus	1
Dayton, Orange	1
Dearborn Heights, Hillsborough	1
Edgewood, Broward	1
Elkton, Putnam	1
Dover, Lee	1
Chesterfield, Broward	1
Carteret, Polk	1
Cincinnati, Dade	1
Connellsville, Highlands	1
Armstrong, St. Johns	1
Atl, Brevard	1
Alva, Escambia	1
Andalusia, Escambia	1
Arcadia, Highlands	1
Baker, Santa Rosa	1
Belleville, Palm Beach	1
Belmont, Santa Rosa	1
Blountstown, Broward	1
Bronson, Alachua	1
Brooker, Alachua	1
Bradenton, Clay	1
Brandon, Pinellas	1
Bonita, Lee	1
Bocaraten, Palm Beach	1
Longwood, Broward	1
Lucedale, St. Lucie	1
Leesburg, Broward	1
Kure Beach, Monroe	1
Lakeland, Palm Beach	1
Kaclsonville, Duval	1
Kechi, Orange	1
Mesa, Unknown	1
Mexico, Orange	1
Mayaguez, Dade	1
Macclenny, Duval	1
Mantua, Broward	1
Middletown, Osceola	1
Missing, Gilchrist	1
Hudson, Pinellas	1
Indian Rock Beach, Palm Beach	1
Hoosick Falls, Broward	1
Hialeahgardens, Dade	1
Hiram, Leon	1
Interlachen, Duval	1
Jacksonville, Nassau	1
Fort Myers, Broward	1
Gainesville, Okaloosa	1
Florala, Okaloosa	1
Forestville, Volusia	1

COVID-19: characteristics of 2,197,023 Florida resident cases

Data through Apr 30, 2021 verified as of May 1, 2021 at 09:25 AM

Data in this report are provisional and subject to change.

The table below includes the cities and counties of residence for cases in Florida residents based on the patient's ZIP Code. Note that city is not always received as part of the initial notification and may be missing while the case is being investigated.

City and county	Cases
Greenbrier, Bay	1
Greenville, Palm Beach	1
Groveland, Orange	1
Parlin, Broward	1
Plant City, Hendry	1
Plant City, Pinellas	1
Plantation, Unknown	1
Orlando, Highlands	1
Opa Locka, Unknown	1
Orem, Nassau	1
Olando, Orange	1
Ocoee, Polk	1
Newport Beach, Palm Beach	1
North Adams, Manatee	1
North Little Rock, Palm Beach	1
Northville, Broward	1
Ocala, Indian River	1
Ocoee, Broward	1
Pound Ridge, Leon	1
Port Charlotte Fl, Unknown	1
Port Saint Lucie, Duval	1
Ponce, Orange	1
Saint Petersburg, Dade	1
San Juan, Osceola	1
San Pedro Sula, Dade	1
Sandy, Duval	1
Richmond Heights, Dade	1
Ridge Manor, Hernando	1
Riverview, Pinellas	1
Rochester, Lee	1
Rosemary Beach, Bay	1
Saint Cloud, Orange	1
South Otselic, Dade	1
Sevierville, Dade	1
Stockbridge, Leon	1
Sullivans Island, Dade	1
Southampton, Palm Beach	1
Springhill, Unknown	1
Wayne, Dade	1
Summerville, Dade	1
Tallahassee, Escambia	1
Tampa, Lee	1
Tinley Park, Lee	1
University Of Central Fl, Dade	1
Telluride, Lee	1
Windermere, Polk	1
Winter Park, Lake	1
West Lafayette, Desoto	1
West Simsbury, Collier	1
Winter, Pinellas	1
Downers Grove, St. Lucie	1
Delrey Beach, Palm Beach	1
Export, Palm Beach	1
Fdsf, Unknown	1
Felda, Palm Beach	1
Flagler Beach, Volusia	1
Flora, Lee	1
Fort Myers, Lake	1
Fresno, Pasco	1

COVID-19: characteristics of 2,197,023 Florida resident cases

Data through Apr 30, 2021 verified as of May 1, 2021 at 09:25 AM

Data in this report are provisional and subject to change.

The table below includes the cities and counties of residence for cases in Florida residents based on the patient's ZIP Code. Note that city is not always received as part of the initial notification and may be missing while the case is being investigated.

City and county	Cases
Fruitland Park, Sumter	1
Fwb, Unknown	1
Gainesville, Marion	1
Gastonia, Polk	1
Clearwater, Highlands	1
Clermont, Unknown	1
Columbia, Orange	1
Coral Gables, Unknown	1
Coral Springs, Unknown	1
Crestview, Dade	1
Dade City, Polk	1
Dania, Unknown	1
Darien, Pasco	1
Arcadia, Charlotte	1
Aspen, Palm Beach	1
Atl, Broward	1
Atlanta, Broward	1
Aurburndale, Polk	1
Aventura, Unknown	1
Azalea Park, Sarasota	1
Biscayne Park, Broward	1
Boca Rotan, Unknown	1
Alpharetta, Alachua	1
Apalachicola, Leon	1
Brooksville, Columbia	1
Bryn Mawr, Collier	1
Canfield, Duval	1
Hilliard, Dade	1
Hollywood, Leon	1
Holt, Unknown	1
Homestead, Monroe	1
Homestead, Unknown	1
Humble, Broward	1
Green, Clay	1
Greensburg, Orange	1
Greenville, Monroe	1
Gulf Shores, Escambia	1
Harrison, Dade	1
Havanna, Gadsden	1
Jacksonville, Flagler	1
Jacksonville, Palm Beach	1
Johns Island, Wakulla	1
Killarney, Orange	1
Knoxville, Duval	1
Lake City, Volusia	1
Los Angeles, Polk	1
Lakeland, Pasco	1
Lakewood, Unknown	1
Missing, Hendry	1
Naugatuck, Lee	1
New Braunfels, Monroe	1
New Vernon, Sarasota	1
New York, Broward	1
Myakka, Duval	1
Maitland, Unknown	1
Matlacha Island, Lee	1
Melbourne, Dade	1
Melbourne, Orange	1
Miami Beach, Palm Beach	1

COVID-19: characteristics of 2,197,023 Florida resident cases

Data through Apr 30, 2021 verified as of May 1, 2021 at 09:25 AM

Data in this report are provisional and subject to change.

The table below includes the cities and counties of residence for cases in Florida residents based on the patient's ZIP Code. Note that city is not always received as part of the initial notification and may be missing while the case is being investigated.

City and county	Cases
Miami Granders, Dade	1
Missing, Baker	1
Milford, Palm Beach	1
Milford, Polk	1
Minneapolis, Broward	1
Colorado Springs, Unknown	1
Conifer, Lee	1
Clarksboro, Lee	1
Chipley, Holmes	1
Celebration, Palm Beach	1
Chattanooga, Dade	1
Eatonville, Seminole	1
Dunellen, Dade	1
Cutler Bay, Broward	1
Daniel Island, Bay	1
Destin, Unknown	1
Diamond, Highlands	1
Doral, Broward	1
Altamonte, Orange	1
Alva, Collier	1
333, Unknown	1
Allentown, Putnam	1
Apple Creek, Citrus	1
Amelia Village, Nassau	1
Barefoot Beach, Lee	1
Battle Creek, Manatee	1
Avon, Manatee	1
Aventura, Osceola	1
Azalea Park, Osceola	1
Bear Grass, Palm Beach	1
Boca Raton,, Palm Beach	1
Bryn Mawr, Palm Beach	1
Burkeville, Brevard	1
Camden Wyoming, Duval	1
Boston, Dade	1
Brewster, Volusia	1
Havana, Leon	1
Hilliard, Unknown	1
Hickory, Lee	1
El Paso, Unknown	1
Elbow Lake, Palm Beach	1
Fairless Hills, Broward	1
Everett, Dade	1
Fort Denaud, Glades	1
Fort Meyers, Lee	1
Fl State Lot, Leon	1
Fortlauderdale, Unknown	1
Fortwalton Beach, Okaloosa	1
Ft Pierce, Unknown	1
Garland, Orange	1
Jeffersonville, Broward	1
Homer, Escambia	1
Lake Mary, Lake	1
Lansdale, Lake	1
Lapeer, Manatee	1
Lauderdale Hill, Unknown	1
Longwood, Orange	1
Lehigh Cares, Lee	1
Live Oak, Columbia	1

COVID-19: characteristics of 2,197,023 Florida resident cases

Data through Apr 30, 2021 verified as of May 1, 2021 at 09:25 AM

Data in this report are provisional and subject to change.

The table below includes the cities and counties of residence for cases in Florida residents based on the patient's ZIP Code. Note that city is not always received as part of the initial notification and may be missing while the case is being investigated.

City and county	Cases
Loganville, Orange	1
Ocala, Unknown	1
Middleburg, Duval	1
Midland, Osceola	1
Missing, Hamilton	1
Missing, Wakulla	1
Monterey, Broward	1
Mumford, Manatee	1
N/A, Duval	1
Naples, Alachua	1
Miami, Charlotte	1
Miamii, Dade	1
Miami Garden, Unknown	1
Palm City, Unknown	1
Oviedo, Leon	1
Ocean City, Broward	1
Old Town, Gilchrist	1
Opa Locka, Polk	1
Orem, Sarasota	1
Orem, Unknown	1
Ridgewood, Broward	1
Riverview, Manatee	1
Rochester, Broward	1
Roseland, Palm Beach	1
Republic, Monroe	1
Richmond, Palm Beach	1
Pompano Beach, Alachua	1
Porter Ranch, Dade	1
Raiford, Bradford	1
Ponte Vedra Beach, Orange	1
Port Orange , Volusia	1
Port Saint Lucie, Indian River	1
Wilbur By The Sea, Volusia	1
Willowbrook, Lee	1
Wilmington, Pasco	1
Westerville, Hillsborough	1
Wilton Manors, Dade	1
Winston Salem, Unknown	1
Winter Garden, Hillsborough	1
Woodland Hills, Brevard	1
Youngstown, Calhoun	1
Yulee, Duval	1
San Antonio, Dade	1
San Diego, Unknown	1
Sandyport, Dade	1
Sanford, Palm Beach	1
Russellville, Hillsborough	1
Saint Augustine, Okaloosa	1
Sebastian, Lake	1
Tallahassee, Wakulla	1
Tampa, Escambia	1
Tampa, Manatee	1
Tangerine, Lake	1
University Of Central Florida, Hillsborough	1
University Of Central Fl, Pasco	1
Village Of Palm Springs, Palm Beach	1
Virginia Beach, Alachua	1
Wayne, Palm Beach	1
Webster, Pasco	1

COVID-19: characteristics of 2,197,023 Florida resident cases

Data through Apr 30, 2021 verified as of May 1, 2021 at 09:25 AM

Data in this report are provisional and subject to change.

The table below includes the cities and counties of residence for cases in Florida residents based on the patient's ZIP Code. Note that city is not always received as part of the initial notification and may be missing while the case is being investigated.

City and county	Cases
Wekiva Springs, Orange	1
Union City, Bradford	1
Steinhatchee, Alachua	1
Tower Lakes, Lee	1
Opalocka, Dade	1
Orlando, Union	1
Ovido, Seminole	1
Oxford, Palm Beach	1
North Canton, Palm Beach	1
Oakland, Leon	1
Ocala, Alachua	1
Okeechobee, St. Lucie	1
Miamf, Dade	1
Miami G, Dade	1
Miami, Collier	1
Miami, St. Lucie	1
Marshall, Palm Beach	1
New Richmond, Volusia	1
Rio Dell, Volusia	1
Rochelle, Volusia	1
Port Saint Lucie, Orange	1
Princeton, Alachua	1
Provincetown, Collier	1
Panama City, Walton	1
Perry, Leon	1
Perth Amboy, Monroe	1
Palm Coast, Duval	1
Sarasota, Charlotte	1
Sarasota, Hillsborough	1
Saint Cloud, Lee	1
Saint Johns, Orange	1
San Antonio, Sarasota	1
Sanford, Volusia	1
Shannon, Collier	1
Soddy Daisy, Broward	1
Soldotna, Broward	1
South Burlington, Orange	1
Spring Park, Alachua	1
Wheaton, Lee	1
Wilmington, Broward	1
Wesley Chapel, Alachua	1
Umatilla, Alachua	1
University Of Central Florida, Monroe	1
Virginia Beach, Hernando	1
Waco, Broward	1
Washington, Broward	1
Steinhatchee, Madison	1
Tampa, Volusia	1
Tamarac, Seminole	1
Tangerine, Seminole	1
Tewksbury, Orange	1
Toms River, Dade	1
Winter Park, Osceola	1
Wood River, Polk	1
Worcester, Palm Beach	1
Winter Park, Alachua	1
Fort Myers, Dade	1
Grassy Key, Monroe	1
Florala, Escambia	1

COVID-19: characteristics of 2,197,023 Florida resident cases

Data through Apr 30, 2021 verified as of May 1, 2021 at 09:25 AM

Data in this report are provisional and subject to change.

The table below includes the cities and counties of residence for cases in Florida residents based on the patient's ZIP Code. Note that city is not always received as part of the initial notification and may be missing while the case is being investigated.

City and county	Cases
Jersey City, Polk	1
Jamaica, Broward	1
Haverford, Hillsborough	1
Herrin, Orange	1
Jacksonville, Manatee	1
Gainesville, Baker	1
Gilmer, Dade	1
Haledon, Dade	1
Jupiter, Unknown	1
Kingsland, Duval	1
Kissimmee, Brevard	1
Lake In The Hills, Columbia	1
Lake Placid, Alachua	1
Lake Worth Beach, Broward	1
Lander, Citrus	1
Las Vegas, Orange	1
Los Angeles, Palm Beach	1
Marianna, Calhoun	1
Lemoyne, Manatee	1
Lawrence Township, Palm Beach	1
Lyndhurst, Broward	1
Magnolia Square, Osceola	1
Maitland, Alachua	1
Bronx, Broward	1
Carol Stream, Orange	1
Castleberry, Escambia	1
Buffalo, Palm Beach	1
Bryant, Alachua	1
Apo, Pasco	1
Apopka, Flagler	1
99, Unknown	1
Alanson, Bay	1
Aollywoss, Dade	1
Boca Raton, Unknown	1
Bohealia, Lee	1
Blowing Rock, Polk	1
Belleair, Hillsborough	1
Dorchester, Orange	1
Estero, Collier	1
Fanning Springs, Levy	1
Felton, Manatee	1
Deland, Polk	1
Cumberland, Palm Beach	1
Dade City, Hillsborough	1
Dallas, Lee	1
De Leon Springs, Putnam	1
Dearborn, Lee	1
Clear Brook, Lee	1
Charlotte, Pasco	1
Crestview, Holmes	1
College Station, Lake	1
Columbus, Brevard	1
Cookeville, Seminole	1
Tulsa, Orange	1
Venice, Unknown	1
Westbrook, Dade	1
Wichita, Volusia	1
Washington, Unknown	1
Wells, Polk	1

COVID-19: characteristics of 2,197,023 Florida resident cases

Data through Apr 30, 2021 verified as of May 1, 2021 at 09:25 AM

Data in this report are provisional and subject to change.

The table below includes the cities and counties of residence for cases in Florida residents based on the patient's ZIP Code. Note that city is not always received as part of the initial notification and may be missing while the case is being investigated.

City and county	Cases
Yukon, Broward	1
Zolfo Springs, Polk	1
Winder Garden, Orange	1
Windermere, Leon	1
Windermere, Osceola	1
Windermere, Seminole	1
Winter Garden, Broward	1
Winter Garden, Pinellas	1
Winter Park, Broward	1
Sodus, Charlotte	1
Spring Hill , Hernando	1
Spring Hill, Dade	1
Starke, Clay	1
Stone Mountain, Palm Beach	1
Sun City Center, Hardee	1
Tiffin, Highlands	1
Tallahassee, Duval	1
Tampa, Palm Beach	1
Tavares, Marion	1
Temple Terrace, Pasco	1
Rye, Duval	1
Saint Petersburg, St. Lucie	1
Sandford, Seminole	1
Shelton, Manatee	1
Saint Cloud, Unknown	1
Saint Johns, Unknown	1
Sarasota, Flagler	1
Saxis, Lee	1
Schenectady, Polk	1
Sebring, Lee	1
New Orleans, Palm Beach	1
Newark, Broward	1
Newburgh, Bay	1
Navarre, Dade	1
Old Town, Alachua	1
Omaha, Palm Beach	1
Ona, Manatee	1
Oooooo, Unknown	1
North Pole, Seminole	1
North Port, Lee	1
Middlesburg, Duval	1
Orange City, Seminole	1
Orange Park , Duval	1
Ocoee, Osceola	1
Okeechobee, Broward	1
Orlando, Columbia	1
Orlando, Indian River	1
Orem, Broward	1
Palm Coast, Polk	1
Pacifica, Dade	1
Oviedo, Brevard	1
Orlando, Sarasota	1
Port Everglades, Broward	1
Plantation, Orange	1
Pompano Beach, Martin	1
Parker, Dade	1
Parker, Leon	1
Peoria, Unknown	1
Potomac, Palm Beach	1

COVID-19: characteristics of 2,197,023 Florida resident cases

Data through Apr 30, 2021 verified as of May 1, 2021 at 09:25 AM

Data in this report are provisional and subject to change.

The table below includes the cities and counties of residence for cases in Florida residents based on the patient's ZIP Code. Note that city is not always received as part of the initial notification and may be missing while the case is being investigated.

City and county	Cases
Rex, Duval	1
Manchester, Okaloosa	1
Margate, Dade	1
Marshall, Dade	1
Mary Esther, Unknown	1
Medford, Palm Beach	1
Miami, Manatee	1
Macdill Air Force Base, Hillsborough	1
Miami Beach, Broward	1
Los Angeles Ca, Unknown	1
Los Angeles, Hardee	1
Littleton, Dade	1
Lewisburg, Pasco	1
Leesburg, Marion	1
Largo, Unknown	1
Harrison, Pinellas	1
Gainesville, Duval	1
Granada Hills, Broward	1
Guilford, Dade	1
Hailandale, Unknown	1
Holly Ridge, Orange	1
Homeless, Polk	1
Homestead, Orange	1
Homosassa, Hernando	1
Homossassa, Citrus	1
Jerusalem, St. Johns	1
Lake City, Hamilton	1
La Grange, Dade	1
Fort Myers-, Lee	1
Fort Pierce, Unknown	1
Fort Myers, Manatee	1
Foley, Escambia	1
East Hampton, Palm Beach	1
Davenport, Orange	1
Daytona Beach, Unknown	1
Deland, St. Lucie	1
Deltona, Orange	1
Columbus, Dade	1
Conway, Leon	1
Coventry, Broward	1
Cuttler Bay, Dade	1
Cypress, Leon	1
Altoona, Marion	1
Anaheim, Unknown	1
Argyle, Walton	1
Athens, Duval	1
Bogota, Orange	1
Bal Harbor, Dade	1
Bridgeport, Dade	1
Bronx, Palm Beach	1
Bradenton, Dade	1
Bradenton, Osceola	1
Cambridge, Broward	1
Coconut Creek, Dade	1
Clermont, Seminole	1
Clermont, Volusia	1
Clewiston, Glades	1
Total	**2,197,023**

COVID-19: additional surveillance information

Data through Apr 30, 2021 verified as of May 1, 2021 at 09:25 AM

Data in this report are provisional and subject to change.

Statewide emergency department (ED) chief complaint and admission data

Daily percent of ED visits statewide that result in **cough-associated admissions**

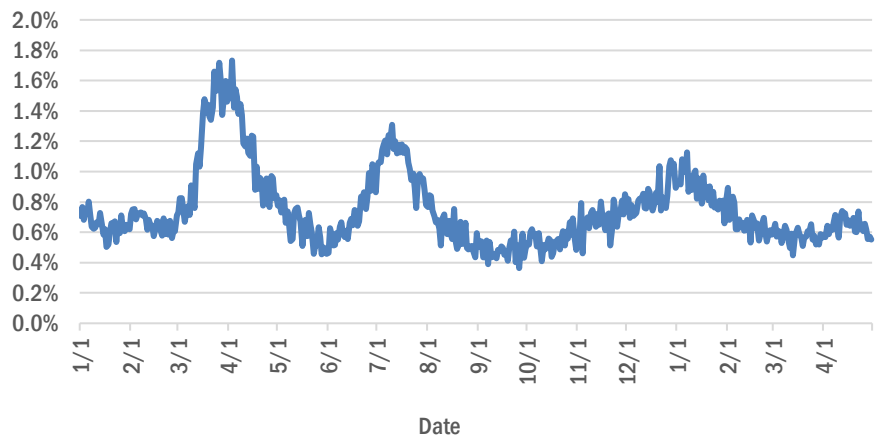

Daily percent of ED visits that mention **cough**, **fever**, or **shortness of breath**

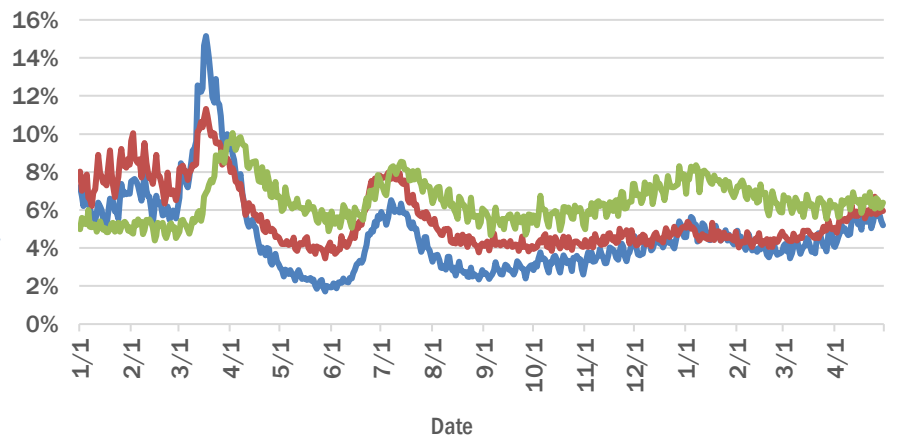

Daily percent of ED visits statewide that mention cough by age group

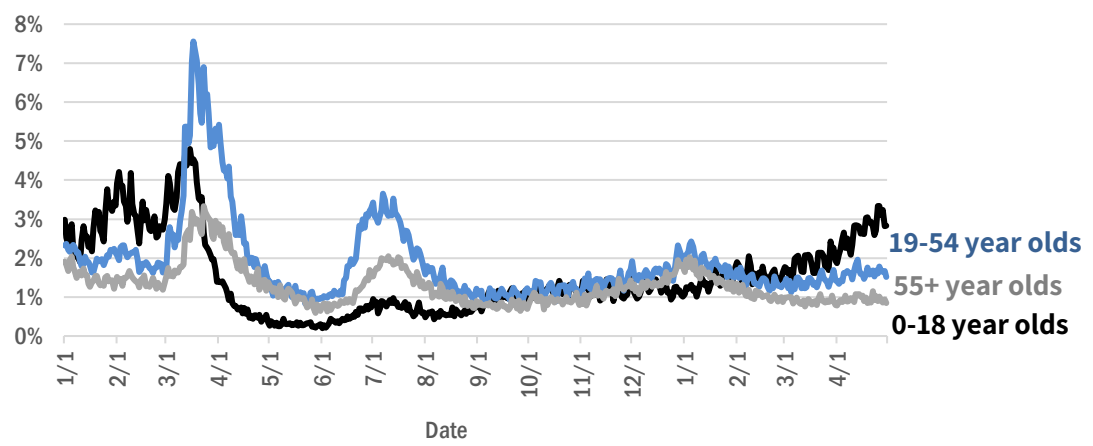

The Electronic Surveillance System for the Early Notification of Community-Based Epidemics (ESSENCE-FL) includes chief complaint data from 211 of 211 Florida EDs. Data are transmitted electronically to ESSENCE-FL daily or hourly.

COVID-19: testing by laboratory

Data through Apr 30, 2021 verified as of May 1, 2021 at 09:25 AM

Data in this report are provisional and subject to change.

The numbers in the table below represent the number of Florida and non-Florida residents for whom test results were received by the Department of Health. A person can be tested by more than one laboratory and can have both positive and negative results. **Therefore, the sum of the numbers in each column will be larger than the total number of people tested.**

Reporting lab	Inconclusive	Negative	Positive	Percent positive	Total
CURATIVE LABS	16,330	1,781,297	279,556	13%	2,077,183
LABORATORY CORPORATION OF AMERICA	2,656	1,702,032	231,315	12%	1,936,003
QUEST DIAGNOSTICS	12,347	1,426,987	209,688	13%	1,649,022
BIO REFERENCE LABORATORIES, INC	7,570	980,311	189,340	16%	1,177,221
HELIX	10,434	753,651	132,291	15%	896,376
REALTOX LABS LLC	6,985	627,296	103,285	14%	737,566
NOMI_HEALTH	3,491	579,961	80,348	12%	663,800
RCA LABORATORY SERVICES, LLC/GENETWORX		493,151	55,455	10%	548,606
PALM BEACH BALLPARK		387,266	44,239	10%	431,505
GENETWORX	661	390,596	33,001	8%	424,258
CDR MAGUIRE - HEALTH CARE CENTER		338,620	51,562	13%	390,182
PWNHEALTH	2,176	318,776	44,502	12%	365,454
IMPACT HEALTH BIOMETRIC TESTING, INC	1,048	235,729	28,521	11%	265,298
BPHL-JACKSONVILLE	18	204,977	35,190	15%	240,185
EAST FLORIDA STATE COLLEGE - BREVARD☐		212,886	26,986	11%	239,872
ADVENTHEALTH LAB	99	189,791	24,470	11%	214,360
FULGENT DIAGNOSTICS LABORATORY	4,155	182,644	20,980	10%	207,779
BPHL-MIAMI	225	170,465	28,326	14%	199,016
NOMI HEALTH LAB SERVICES		172,680	20,000	10%	192,680
MAKO GENOMICS	8,272	147,128	27,129	15%	182,529
CB SMITH PARK		150,114	18,792	11%	168,906
MAYO CLINIC LABORATORIES	343	145,630	17,937	11%	163,910
BAYCARE LABORATORIES LLC	678	149,379	12,570	8%	162,627
AEGIS SCIENCES CORPORATION	1,371	136,599	21,914	14%	159,884
ELABNETWORK	1,059	139,626	11,998	8%	152,683
MEMORIAL REGIONAL HOSPITAL SOUTH	31	127,032	25,559	17%	152,622
ORLANDO HEALTH SYSTEM	687	134,254	13,583	9%	148,524
ASCENSION SACRED HEART HOSPITAL - PENSACOLA	2	118,878	18,153	13%	137,033
BIOCOLLECTIONS WORLDWIDE, INC	776	118,047	13,903	10%	132,726
NORTHWEST LABORATORY	247	121,136	6,479	5%	127,862
AKESOGEN		103,875	20,182	16%	124,057
TESTING MATTERS INC	1,335	102,354	19,203	16%	122,892
ADVENT HEALTH LAB	112	101,258	13,955	12%	115,325
BPHL-TAMPA (SPECTRUM BLVD)	46	96,568	17,884	16%	114,498
MEDICAL DIAGNOSTIC LABORATORIES	977	98,611	14,221	12%	113,809
UF HEALTH MEDICAL LAB	33	103,453	9,764	9%	113,250
TAMPA GENERAL HOSPITAL	4	101,941	9,752	9%	111,697
DIATHERIX LABORATORIES (VRL EUROFINS)	1	90,335	13,334	13%	103,670
BAPTIST HEALTH SOUTH FLORIDA	397	89,169	13,300	13%	102,866
KORVALABS, INC	1,285	92,360	4,740	5%	98,385
SUNPATH MEDICAL DIAGNOSTICS LABORATORY	845	80,406	12,391	13%	93,642
ASCENSION ST VINCENT'S - RIVERSIDE	2	76,241	10,570	12%	86,813
LAKELAND REGIONAL MEDICAL CENTER	278	74,975	9,686	11%	84,939
SOUTH MIAMI HOSPITAL LAB	473	73,568	10,236	12%	84,277
JACKSON MEMORIAL HOSPITAL CLINICAL LAB	79	71,346	12,317	15%	83,742
INGENIOUS PERSONALIZED MEDICINE	250	62,859	12,683	17%	75,792
MINUTECLINIC LLC		62,707	10,605	14%	73,312

COVID-19: testing by laboratory

Data through Apr 30, 2021 verified as of May 1, 2021 at 09:25 AM

Data in this report are provisional and subject to change.

The numbers in the table below represent the number of Florida and non-Florida residents for whom test results were received by the Department of Health. A person can be tested by more than one laboratory and can have both positive and negative results. **Therefore, the sum of the numbers in each column will be larger than the total number of people tested.**

Reporting lab	Inconclusive	Negative	Positive	Percent positive	Total
UF HEALTH SHANDS HOSPITAL	532	67,567	4,824	7%	72,923
AMERICAN HEALTH ASSOCIATES	9	65,253	5,381	8%	70,643
APPLIED INGENUITY DIAGNOSTICS LLC		63,281	3,249	5%	66,530
AIT LABORATORIES		55,876	6,867	11%	62,743
BAPTIST HEALTH - JACKSONVILLE	4	55,589	4,204	7%	59,797
GENESIS REFERENCE LABORATORIES		52,946	5,499	9%	58,445
ADVENTIST HEALTH SYSTEMS SUNBELT INC DBA		49,873	6,459	11%	56,332
SARASOTA MEMORIAL HOSPITAL MAIN LAB	12	50,001	4,168	8%	54,181
TALLAHASSEE MEMORIAL HOSPITAL	242	47,567	5,640	11%	53,449
ARUP LABORATORIES	16	50,112	2,927	6%	53,055
NICKLAUS CHILDREN'S HOSPITAL	74	46,582	5,836	11%	52,492
BROWARD GENERAL MEDICAL CENTER-CLINICAL LAB	2	47,225	5,168	10%	52,395
AMELIA EARHART		43,404	7,168	14%	50,572
FLORIDA HOSPITAL - TAMPA	37	45,925	3,625	7%	49,587
DWIC OF TAMPA BAY INC		41,862	5,693	12%	47,555
MEDFAST URGENT CARE CENTERS, LLC	20	40,837	6,236	13%	47,093
VIRACOR EUROFINS		36,097	9,851	21%	45,948
MILLENNIUM PHYSICIAN GROUP	17	37,575	7,370	16%	44,962
UNIVERSITY OF MIAMI HOSPITAL	154	40,157	3,992	9%	44,303
LEE HEALTH - CAPE CORAL HOSPITAL	3	37,886	6,040	14%	43,929
INTEGRATED REGIONAL LABORATORIES LLP	14	38,143	5,366	12%	43,523
UF HEALTH JACKSONVILLE	61	38,317	4,303	10%	42,681
ECCO LAB GROUP CO	546	35,628	4,788	12%	40,962
MOUNT SINAI MEDICAL CENTER	13	34,112	3,602	10%	37,727
NORTH FLORIDA REGIONAL MEDICAL CENTER		33,655	3,715	10%	37,370
ORANGE COUNTY CONVENTION CENTER		33,330	3,720	10%	37,050
NIGHT LITE PEDIATRIC CENTER LLC		33,071	3,435	9%	36,506
ST JOSEPHS HOSPITAL LABORATORY	23	32,261	4,036	11%	36,320
BRANDON REGIONAL HOSPITAL		32,027	4,150	11%	36,177
WALGREENS	38	30,294	5,593	16%	35,925
MIAMI DADE COUNTY☐		32,091	3,527	10%	35,618
STS LAB 2 LLC	6	33,103	1,821	5%	34,930
GENESIS MEDICAL LABORATORY	472	29,215	5,131	15%	34,818
JUPITER MEDICAL CENTER LAB	87	30,791	2,961	9%	33,839
JFK MEDICAL CENTER LAB	1	28,938	3,619	11%	32,558
PALMETTO GENERAL HOSPITAL LAB	3	26,762	5,117	16%	31,882
HOLY CROSS HOSPITAL CLINICAL LAB	1	28,992	2,714	9%	31,707
WATSON CLINIC LLP		25,256	5,911	19%	31,167
AVENTUS BIO LABS	16	26,338	3,622	12%	29,976
MIAMI BEACH CONVENTION CENTER		26,105	2,110	7%	28,215
MALABAR MEDICAL WALK IN CLINIC	1	23,252	4,509	16%	27,762
INFINITY BIOLOGIX LLC (GINKO BIOWORKS)	117	26,404	1,233	4%	27,754
CLEVELAND CLINIC TRADITION HOSPITAL		25,546	2,055	7%	27,601
HEALTHLINK DIAGNOSTIC LABORATORIES	298	24,818	2,461	9%	27,577

COVID-19: testing by laboratory

Data through Apr 30, 2021 verified as of May 1, 2021 at 09:25 AM

Data in this report are provisional and subject to change.

The numbers in the table below represent the number of Florida and non-Florida residents for whom test results were received by the Department of Health. A person can be tested by more than one laboratory and can have both positive and negative results. **Therefore, the sum of the numbers in each column will be larger than the total number of people tested.**

Reporting lab	Inconclusive	Negative	Positive	Percent positive	Total
CLEVELAND CLINIC HOSPITAL LAB	4	24,310	2,630	10%	26,944
ACCESS DX LABORATORY	232	23,689	2,144	8%	26,065
MORTON PLANT HOSPITAL-ADLER INSTITUTE	26	23,105	2,836	11%	25,967
SAINT MARY'S MEDICAL CENTER	27	22,233	2,463	10%	24,723
LAB DIAGNOSTICS LLC	398	18,716	5,376	22%	24,490
DRS CLACK SPENCER WHITE & MCCORMACK PA D/B/A		22,080	2,164	9%	24,244
UNITED CLINICAL LABORATORY LLC	3	21,371	2,777	11%	24,151
PANCARE OF FLORIDA INC		21,129	2,555	11%	23,684
BAYFRONT HEALTH - ST PETERSBURG	17	20,631	2,669	11%	23,317
STATLAB_MOBILE	1	20,547	2,064	9%	22,612
NAPLES COMMUNITY HOSPITAL	74	20,000	2,074	9%	22,148
PATIENTS FIRST LAKE ELLA MEDICAL CENTER PA		18,455	3,323	15%	21,778
LEESBURG REGIONAL MEDICAL CENTER		18,373	2,503	12%	20,876
CLARITY LAB SOLUTIONS	111	18,521	2,149	10%	20,781
HOMESTEAD HOSPITAL CLINICAL LABORATORY	27	17,171	3,576	17%	20,774
ADVENT HEALTH - DAYTONA BEACH	32	18,890	1,759	9%	20,681
LAWNWOOD REGIONAL MEDICAL CENTER	1	18,147	2,453	12%	20,601
OSCEOLA REGIONAL MEDICAL CENTER	1	18,076	2,493	12%	20,570
EXACT SCIENCES LABORATORIES	1	18,177	2,308	11%	20,486
SYNERGY DIAGNOSTIC LABORATORY	98	17,918	2,455	12%	20,471
NORTHWEST MEDICAL CENTER	1	17,696	2,421	12%	20,118
MEMORIAL HOSPITAL JACKSONVILLE	8	17,040	2,890	14%	19,938
VISTA CLINICAL DIAGNOSTICS	491	17,203	2,147	11%	19,841
ORANGE PARK MEDICAL CENTER	9	16,322	2,845	15%	19,176
BETHESDA HOSPITAL EAST		17,251	1,668	9%	18,919
OAK HILL HOSPITAL		16,703	2,017	11%	18,720
INDIAN RIVER PATHOLOGY LLC		17,289	1,337	7%	18,626
DELRAY MEDICAL CENTER LAB	3	16,775	1,813	10%	18,591
MEMORIAL REGIONAL HOSPITAL CLINICAL LABORATORY	10	16,988	1,119	6%	18,117
LABS ASAP LLC		16,469	1,611	9%	18,080
WEST KENDALL BAPTIST HOSPITAL	14	14,558	3,260	18%	17,832
ADVENTHEALTH CENTRA CARE LAKE BUENA VISTA		15,577	2,133	12%	17,710
BAPTIST HEALTH - SOUTH		16,344	1,328	8%	17,672
MEDRITE MEDICAL CARE, PC	6,840	9,740	976	6%	17,556
NEMOURS CHILDRENS HOSPITAL	1	16,398	1,033	6%	17,432
HEALTH CENTER AT SINAI RESIDENCES		16,925	506	3%	17,431
BIOCERNA LABS	461	14,582	2,112	12%	17,155
LARGO MEDICAL CENTER		15,298	1,824	11%	17,122
ACCESS MEDICAL LABORATORIES	4	8,756	8,333	49%	17,093
WINTER HAVEN HOSPITAL CLINICAL LABORATORY	4	14,510	2,575	15%	17,089
MOLECULAR INFECTIOUS DISEASES	655	15,452	735	4%	16,842
THE HEALTHCARE DISTRICT OF PALM BEACH COUNTY	51	14,633	2,063	12%	16,747
MEDICAL CENTER OF TRINITY CLINICAL LABORATORY	2	14,945	1,687	10%	16,634
FULGENT DIAGNOSTICS	172	15,345	1,003	6%	16,520
PALMS WEST HOSPITAL LAB	2	14,329	2,147	13%	16,478

COVID-19: testing by laboratory

Data through Apr 30, 2021 verified as of May 1, 2021 at 09:25 AM

Data in this report are provisional and subject to change.

The numbers in the table below represent the number of Florida and non-Florida residents for whom test results were received by the Department of Health. A person can be tested by more than one laboratory and can have both positive and negative results. **Therefore, the sum of the numbers in each column will be larger than the total number of people tested.**

Reporting lab	Inconclusive	Negative	Positive	Percent positive	Total
UHEALTH CORAL GABLES/LENNAR MED CTR	55	15,118	1,099	7%	16,272
WELLINGTON REGIONAL MED CTR LAB	6	14,468	1,798	11%	16,272
BAPTIST HEALTHCARE - BAPTIST HOSPITAL	6	12,874	3,316	20%	16,196
NATIONWIDE LABORATORY SERVICES INC	555	13,723	1,860	12%	16,138
LEE HEALTH - LEE MEMORIAL HOSPITAL		12,318	3,763	23%	16,081
PRIVA PATH LABS	82	14,854	1,016	6%	15,952
WEST FLORIDA HOSPITAL LAB	1	12,595	3,159	20%	15,755
MERCY HOSPITAL A CAMPUS OF PLANTATION GEN HOSP LAB	1	13,369	2,323	15%	15,693
WESTSIDE REGIONAL MED CTR	2	13,331	2,259	14%	15,592
GOOD SAMARITAN MEDICAL CENTER LAB	2	13,588	1,933	12%	15,523
REGIONAL MEDCIAL CENTER BAYONET POINT	2	14,120	1,224	8%	15,346
CARDIOPATH	84	13,011	1,917	13%	15,012
THE VILLAGES REGIONAL HOSPITAL		13,558	1,439	10%	14,997
GULF COAST MEDICAL CENTER MICROLAB		11,638	3,081	21%	14,719
NONA SCIENTIFIC	5	11,541	3,170	22%	14,716
AVENTURA HOSPITAL LAB		11,856	2,668	18%	14,524
INDIAN RIVER MEDICAL CENTER LAB		13,669	852	6%	14,521
CORAL GABLES HOSPITAL CLINICAL LABORATORY		12,309	2,102	15%	14,411
BAPTIST HEALTH SOUTH FLORIDA - WEST KENDALL URGENT CARE		11,797	2,311	16%	14,108
PRECISION HEALTH RESOURCES LLC		13,183	916	6%	14,099
CAPITAL REGIONAL MEDICAL CTR		11,530	2,508	18%	14,038
BLAKE MEDICAL CENTER		12,319	1,626	12%	13,945
WEST BOCA MEDICAL CENTER LAB		12,901	1,002	7%	13,903
LEE DAVIS COMMUNITY RESOURCE CENTER		11,807	2,045	15%	13,852
HALIFAX MEDICAL CENTER LAB	39	11,729	2,037	15%	13,805
LEE HEALTH - HEALTH PARK MEDICAL CENTER		11,509	2,109	15%	13,618
MANATEE MEMORIAL HOSPITAL		12,469	1,126	8%	13,595
ST ANTHONY'S HOSPITAL LAB	30	11,682	1,640	12%	13,352
PALM BEACH GARDENS MEDICAL CTR LAB		12,028	1,297	10%	13,325
PHYSICIANS REGIONAL MEDICAL CENTER - PINE RIDGE RD	1	11,640	1,269	10%	12,910
PLANTATION GENERAL HOSPITAL		10,925	1,957	15%	12,882
CernerELR_Advent		11,323	1,557	12%	12,880
LAKE CITY MEDICAL CENTER		10,436	2,333	18%	12,769
ST JOSEPHS HOSPITAL	18	10,834	1,847	15%	12,699
FLORIDA LABORATORY ANALYSIS		11,148	1,549	12%	12,697
FLORIDA HOSPITAL HEARTLAND MED CTR CLINICAL LAB	33	11,056	1,557	12%	12,646
GENOVA DIAGNOSTICS LABORATORY	70	11,414	1,127	9%	12,611
PATHNOSTICS	46	10,062	2,467	20%	12,575
FAU		11,506	1,058	8%	12,564
LARKIN COMMUNITY HOSPITAL	10	10,835	1,571	13%	12,416
FLORIDA MEDICAL CENTER - A CAMPUS OF NORTH SHORE	2	10,819	1,488	12%	12,309
ADVENTHEALTH CENTRA CARE WATERFORD LAKES		10,266	2,017	16%	12,283
LAKE CITY HM		11,147	988	8%	12,135
BINAXNOW	10	9,184	2,927	24%	12,121
CENTRAL FLORIDA REGIONAL HOSPITAL		10,831	1,261	10%	12,092
PWN HEALTH	17	9,958	2,081	17%	12,056
EXPRESS GENE MOLECULAR DIAGNOSTICS LABORATORY	1	10,403	1,568	13%	11,972

COVID-19: testing by laboratory

Data through Apr 30, 2021 verified as of May 1, 2021 at 09:25 AM

Data in this report are provisional and subject to change.

The numbers in the table below represent the number of Florida and non-Florida residents for whom test results were received by the Department of Health. A person can be tested by more than one laboratory and can have both positive and negative results. **Therefore, the sum of the numbers in each column will be larger than the total number of people tested.**

Reporting lab	Inconclusive	Negative	Positive	Percent positive	Total
FLORIDA HOSPITAL WATERMAN LABORATORY	70	10,997	863	7%	11,930
COAST DIAGNOSTICS LLC	51	10,583	1,268	11%	11,902
VIKOR SCIENTIFIC	49	9,918	1,879	16%	11,846
DOCTORS HOSPITAL	7	9,986	1,844	16%	11,837
NORTHSIDE HOSPITAL AND HEART INSTITUTE		10,684	1,146	10%	11,830
ADVENT HEALTH - WESLEY CHAPEL	14	10,687	1,122	9%	11,823
JOHNS HOPKINS ALL CHILDREN'S HOSPITAL		11,054	718	6%	11,772
MEASE COUNTRYSIDE LAB	14	10,394	1,314	11%	11,722
ST MARKS HOSPITAL LABORATORY B	78	10,627	1,002	9%	11,707
CORAL SPRINGS MED CTR		10,451	1,133	10%	11,584
FLORIDA HOSPITAL DELAND	10	10,099	1,358	12%	11,467
HEALTHQUEST ESOTERICS		9,834	1,630	14%	11,464
SARKIS CLINICAL TRIALS	25	10,056	1,366	12%	11,447
BAPTIST HEALTH SOUTH FLORIDA - COUNTRY WALK URGENT CARE		9,416	1,988	17%	11,404
ADVENTHEALTH CENTRA CARE ST CLOUD	1	9,711	1,613	14%	11,325
AMERICAN FAMILY CARE	1	6,785	4,537	40%	11,323
LEON MEDICAL CENTERS LLC		8,952	2,232	20%	11,184
WEST PALM HOSPITAL LAB		10,287	848	8%	11,135
NCF DIAGNOSTICS & DNA TECHNOLOGIES LAB	168	10,242	556	5%	10,966
GENE BY GENE, GENOMICS RESEARCH CENTER LAB	44	10,193	694	6%	10,931
SYNERGY LABORATORIES	36	9,643	1,209	11%	10,888
H LEE MOFFITT CANCER CENTER LABORATORY	4	10,405	278	3%	10,687
FLORIDA HOSPITAL FLAGLER	29	9,590	965	9%	10,584
LABSTAT LLC	26	10,023	487	5%	10,536
OCALA REGIONAL MEDICAL CENTER		9,208	1,275	12%	10,483
MEDARBOR DIAGNOSTICS	1	9,320	1,158	11%	10,479
LARKIN COMMUNITY HOSPITAL INC DBA CARDIOTROPIC		6,819	3,620	35%	10,439
BROWARD HEALTH NORTH CLINICAL LABORATORY		9,224	1,145	11%	10,369
AVECINA MEDICAL	4	6,205	4,037	39%	10,246
NORTH SHORE MEDICAL CENTER		8,457	1,661	16%	10,118
FLORIDA HOSPITAL OF CARROLLWOOD	23	8,616	1,426	14%	10,065
FIRST CHOICE LABORATORY LLC	110	9,301	606	6%	10,017
P4 CLINICAL, LLC	205	8,783	992	10%	9,980
LEE HEALTH - GULF COAST MEDICAL CENTER	2	8,151	1,802	18%	9,955
FLORIDA HOSPITAL ZEPHYRHILLS	10	8,807	1,110	11%	9,927
NCH DOWNTOWN NAPLES HOSPITAL	18	9,077	797	8%	9,892
ADVENTHEALTH CENTRA CARE CLERMONT		8,526	1,365	14%	9,891
FLORIDA HOSPITAL OCALA		8,776	1,104	11%	9,880
SRQ DRIVE THROUGH☐		8,944	905	9%	9,849
INDIAN RIVER MEDICAL CENTER		8,718	1,115	11%	9,833
ADVENTHEALTH CENTRA CARE UNIVERSITY	1	8,610	1,149	12%	9,760
AVECINA	20	9,009	705	7%	9,734
SANTA ROSA MEDICAL CENTER	2	8,173	1,537	16%	9,712
BOSTON HEART DIAGNOSTICS CORP		8,440	1,212	13%	9,652
PALM BEACH BALL PARK		8,607	1,034	11%	9,641
BAPTIST HEALTH - BEACHES		8,915	689	7%	9,604
ANNE BATES LEACH EYE HOSPITAL/ ABLEH MICROBIOLOGY LABORATORY	9	9,447	131	1%	9,587

COVID-19: testing by laboratory

Data through Apr 30, 2021 verified as of May 1, 2021 at 09:25 AM

Data in this report are provisional and subject to change.

The numbers in the table below represent the number of Florida and non-Florida residents for whom test results were received by the Department of Health. A person can be tested by more than one laboratory and can have both positive and negative results. **Therefore, the sum of the numbers in each column will be larger than the total number of people tested.**

Reporting lab	Inconclusive	Negative	Positive	Percent positive	Total
ADVENTHEALTH CENTRA CARE WINTER PARK		8,549	1,006	11%	9,555
ADVENTHEALTH CENTRA CARE WINTER GARDEN	1	8,413	1,091	11%	9,505
NCH NORTH NAPLES HOSPITAL	9	8,465	861	9%	9,335
CLEVELAND CLINIC MARTIN NORTH HOSPITAL		8,326	990	11%	9,316
PARAMOUNT URGENT CARE	4	5,798	3,507	38%	9,309
BAPTIST HEALTH SOUTH FLORIDA - MIAMI LAKES URGENT CARE		7,321	1,976	21%	9,297
CLEVELAND CLINIC MARTIN SOUTH HOSPITAL	1	8,295	982	11%	9,278
MEMORIAL HOSPITAL WEST LABORATORY SERVICES	14	8,405	814	9%	9,233
ST LUCIE MEDICAL CENTER		7,553	1,647	18%	9,200
MEMORIAL HOSPITAL MICRO		8,570	593	6%	9,163
INFORM DIAGNOSTICS, INC		8,628	519	6%	9,147
BAYCARE COMMUNITY HEALTH		8,921	199	2%	9,120
ADVENTHEALTH CENTRA CARE LAKELAND	1	7,824	1,243	14%	9,068
SOUTH BAY HOSPITAL CLINICAL LAB	1	8,099	959	11%	9,059
UNIVERSITY HOSPITAL AND MEDICAL CENTER		7,602	1,397	16%	8,999
CERNERELR_BAYCARE	43	8,320	616	7%	8,979
LEE HEALTH CONVENIENT CARE - PAGE FIELD		7,905	966	11%	8,871
KD MEDICAL CHOICE LLC	5	8,022	772	9%	8,799
POINCIANA MEDICAL CENTER		6,915	1,857	21%	8,772
QDX PATHOLOGY SERVICES	2	8,324	423	5%	8,749
ADVENTHEALTH CENTRA CARE LEE ROAD		7,795	941	11%	8,736
WEST MARION COMMUINITY HOSPTIAL LAB		7,311	1,397	16%	8,708
ADVENTHEALTH CENTRA CARE HUNTERS CREEK	3	7,432	1,145	13%	8,580
FLORIDA HOSPITAL FISH MEMORIAL	19	7,257	1,250	15%	8,526
LAKEWOOD RANCH MEDICAL CENTER		7,826	668	8%	8,494
ADVENTHEALTH CENTRA CARE SANFORD		7,406	1,042	12%	8,448
ISPM LABS, LLC DBA CAPSTONE DIAGNOSTICS, LLC		8,003	402	5%	8,405
BAYFRONT HEALTH - PORT CHARLOTTE		7,701	646	8%	8,347
ADVENTHEALTH EXPRESS CARE		6,905	1,435	17%	8,340
AVECINA MEDICAL OAKLEAF	3	6,977	1,330	16%	8,310
ATLANTIS URGENT CARE	12	6,527	1,770	21%	8,309
MINUTECLINIC LLC		7,074	1,194	14%	8,268
ADVENTHEALTH CENTRA CARE DR PHILLIPS		7,404	831	10%	8,235
MORTON PLANT-MEASE	5	7,412	811	10%	8,228
CERNERELR_BAPTISTMIAMI	31	7,313	862	11%	8,206
ADVENTHEALTH CENTRA CARE LAKE MARY	2	7,037	1,054	13%	8,093
BAPTIST HEALTH SOUTH FLORIDA - WESTCHESTER URGENT CARE		6,655	1,413	18%	8,068
ADVENTHEALTH CENTRA CARE APOPKA	1	6,917	1,146	14%	8,064
EMERALD COAST URGENT CARE		6,333	1,701	21%	8,034
HIALEAH HOSPITAL	4	6,258	1,753	22%	8,015
ARCPOINT LABS OF FORT MYERS	5	7,054	947	12%	8,006
EGLIN AIR FORCE BASE	14	6,222	1,741	22%	7,977
ADVENTHEALTH CENTRA CARE MOUNT DORA		6,758	1,191	15%	7,949
ADVENTIST HEALTH SYSTEMS, SUNBELT INC		6,841	1,087	14%	7,928
ADVENTHEALTH CENTRA CARE KISSIMMEE		7,041	810	10%	7,851
BAPTIST HEALTH SOUTH FLORIDA - DORAL URGENT CARE		6,297	1,516	19%	7,813
SPORTS DRUG TESTING LABORATORY	139	7,372	213	3%	7,724

COVID-19: testing by laboratory

Data through Apr 30, 2021 verified as of May 1, 2021 at 09:25 AM

Data in this report are provisional and subject to change.

The numbers in the table below represent the number of Florida and non-Florida residents for whom test results were received by the Department of Health. A person can be tested by more than one laboratory and can have both positive and negative results. **Therefore, the sum of the numbers in each column will be larger than the total number of people tested.**

Reporting lab	Inconclusive	Negative	Positive	Percent positive	Total
OVIEDO MEDICAL CENTER		6,903	779	10%	7,682
NCH NORTH NAPLES HOSPITAL LAB	15	6,733	830	11%	7,578
BAPTIST HEALTH - NASSAU		7,165	367	5%	7,532
COMMUNITY HEALTH CENTERS OF PINELLAS INC	2	6,067	1,399	19%	7,468
ADVENTHEALTH CENTRA CARE ALTAMONTE		6,486	940	13%	7,426
MEDEXPRESS URGENT CARE OF BOYNTON BEACH LLC		6,816	609	8%	7,425
EMPIRE CITY LABORATORIES INC	93	6,254	1,046	14%	7,393
DYNIX DIAGNOSTIX		6,629	714	10%	7,343
IMPERIAL POINT MEDICAL CENTER		6,658	640	9%	7,298
SUNCOAST PATHOLOGY ASSOCIATES		6,674	612	8%	7,286
ST PETERSBURG GENERAL HOSPITAL		6,221	1,057	15%	7,278
MEDEXPRESS URGENT CARE	2	5,050	2,214	30%	7,266
HOLIDAY CVS LLC		6,857	404	6%	7,261
MINUTECLINIC LLC #1067		6,205	1,028	14%	7,233
MEDEXPRESS URGENT CARE HUDSON		6,181	1,004	14%	7,185
WELLINGTON REGIONAL MEDICAL CENTER		6,560	584	8%	7,144
AVERO DIAGNOSTICS - IRVING	11	6,609	478	7%	7,098
HOLMES REG MED CENTER CLINICAL LAB		6,324	750	11%	7,074
ADVENTHEALTH CENTRA CARE AZALEA PARK		6,005	1,015	14%	7,020
UNKNOWN	5	3,540	3,410	49%	6,955
ADVENT HEALTH - HEART OF FLORIDA ER	1	5,996	929	13%	6,926
ACUTIS DIAGNOSTICS	171	5,563	1,150	17%	6,884
CLINICAL REFERENCE LABORATORY	2	6,510	362	5%	6,874
ST JOSEPHS NORTH HOSPITAL LAB	7	5,850	1,010	15%	6,867
AHCC WESLEY CHAPEL		6,071	794	12%	6,865
MINUTECLINIC LLC #8396		5,831	1,028	15%	6,859
LUMINUS DIAGNOSTICS		6,285	558	8%	6,843
ADVENTHEALTH CENTRA CARE OVIEDO		5,857	954	14%	6,811
FORT WALTON BEACH MEDICAL CENTER		5,862	938	14%	6,800
PARAMOUNT URGENT CARE INC	1	4,268	2,403	36%	6,672
MINUTECLINIC		5,683	970	15%	6,653
FLORIDA HOSPITAL NORTH PINELLAS	11	6,100	534	8%	6,645
SOLARIS DIAGNOSTICS	11	6,038	596	9%	6,645
VISTA CLINICAL	8	3,899	2,718	41%	6,625
RAULERSON HOSPITAL		5,695	869	13%	6,564
ANGEL KIDS PEDIATRICS		6,203	352	5%	6,555
MINUTECLINIC LLC #3703		5,303	1,215	19%	6,518
FLORIDA COMMUNITY HEALTH CENTER		5,237	1,256	19%	6,493
FLORIDA FAMILY LABORATORY, INC DBA	52	5,914	489	8%	6,455
MICROGEN DX	4	5,704	731	11%	6,439
GENOSUR LLC	21	6,306	90	1%	6,417
NORTHWEST FLORIDA COMMUNITY HOSPITAL	47	4,839	1,476	23%	6,362
DOCTORS URGENT CARE LLC	1	5,187	1,160	18%	6,348
BAPTIST HEALTH SOUTH FLORIDA - PEMBROKE PINES URGENT CARE		5,241	1,091	17%	6,332
PHARMCO RX	2	5,990	324	5%	6,316
ADVENTHEALTH CENTRA CARE LONGWOOD		5,476	806	13%	6,282
ADVENTHEALTH CENTRA CARE SOUTH ORANGE		5,392	880	14%	6,272

COVID-19: testing by laboratory

Data through Apr 30, 2021 verified as of May 1, 2021 at 09:25 AM

Data in this report are provisional and subject to change.

The numbers in the table below represent the number of Florida and non-Florida residents for whom test results were received by the Department of Health. A person can be tested by more than one laboratory and can have both positive and negative results. **Therefore, the sum of the numbers in each column will be larger than the total number of people tested.**

Reporting lab	Inconclusive	Negative	Positive	Percent positive	Total
PUTNAM COMMUNITY MEDICAL CENTER		5,478	775	12%	6,253
LABORATORY OF FLORIDA LLC	41	5,625	543	9%	6,209
ADVENTHEALTH CENTRA CARE ORANGE LAKE		5,392	763	12%	6,155
DOCTORS URGENT CARE OF LUTZ LLC	1	4,982	1,157	19%	6,140
MINUTE CLINIC LLC		5,319	816	13%	6,135
ALTRU DIAGNOSTICS INC	5	5,827	284	5%	6,116
ADVENTHEALTH CENTRA CARE PORT ORANGE		5,160	949	16%	6,109
URGENT CARE OF THE PALM BEACHES		5,065	1,023	17%	6,088
PRO CLINIC		4,996	1,090	18%	6,086
MEDCOMP SCIENCES LLC	137	3,856	2,077	34%	6,070
SOUTH FLORIDA BAPTIST HOSPITAL MICRO	4	5,027	1,021	17%	6,052
COASTAL MED URGENT CARE		4,463	1,576	26%	6,039
ADVENTHEALTH CENTRA CARE SAND LAKE		5,313	668	11%	5,981
PEDIATRIC HEALTH CARE ALLIANCE PA		5,464	499	8%	5,963
HEALTH FIRST ADVENTHEALTH CENTRA CARE - TITUSVILLE		5,016	903	15%	5,919
BAYFRONT HEALTH - VENICE REGIONAL MEDICAL	1	5,374	537	9%	5,912
MEDEXPRESS URGENT CARE - GOLDEN GATE		5,180	719	12%	5,899
SPECTOR SCIENTIFIC LAB	20	4,795	1,052	18%	5,867
MEDEXPRESS URGENT CARE - ROYAL PALM BEACH		5,207	652	11%	5,859
ADVENTHEALTH CENTRA CARE LEESBURG		4,759	1,044	18%	5,803
MEDEXPRESS URGENT CARE - ESTERO		5,177	620	11%	5,797
BAPTIST HEALTH - NORTH		4,615	1,144	20%	5,759
PALMS OF PASADENA HOSPITAL		5,112	584	10%	5,696
SUNRISE MEDICAL LABORATORIES	2	5,234	408	7%	5,644
BAPTIST HEALTH SOUTH FLORIDA - KENDALE LAKES URGENT CARE		4,568	1,068	19%	5,636
MEDICAL DNA LABS LLC	3	5,138	493	9%	5,634
URGENT CARE CURE	2	4,832	772	14%	5,606
ESCAMBIA COMMUNITY CLINICS INC	8	4,213	1,316	24%	5,537
THE CENTER FOR URGENT CARE	3	4,641	891	16%	5,535
MEDEXPRESS URGENT CARE PALM BEACH GARDENS		5,018	517	9%	5,535
DOCTORS HOSPITAL OF SARASOTA CLINICAL LABORATORY		4,835	698	13%	5,533
WESTCHESTER HOSPITAL	23	4,498	994	18%	5,515
PARAMOUNT URGENT CARE - WINDERMERE	2	3,683	1,810	33%	5,495
BAPTIST HEALTH SOUTH FLORIDA - CORAL SPRINGS URGENT CARE		4,709	783	14%	5,492
TALLAHASSEE PRIMARY CARE ASSOCIATES		4,857	618	11%	5,475
HEALTH FIRST ADVENTHEALTH CENTRA CARE GATEWAY	1	4,917	549	10%	5,467
BAPTIST HEALTH SOUTH FLORIDA - TAMIAMI TRAIL URGENT CARE		4,400	1,063	19%	5,463
TROPICANA FIELD - LOT 2☐	19	4,935	494	9%	5,448
MINUTECLINIC LLC # 0709		4,582	847	16%	5,429
HIGHLANDS REGIONAL MEDICAL CENTER		4,522	868	16%	5,390
MEDEXPRESS URGENT CARE - LAKELAND		4,648	654	12%	5,302
MARTIN HOSPITAL SOUTH LAB		4,966	293	6%	5,259
BAYFRONT HEALTH - SEVEN RIVERS		4,786	456	9%	5,242
MEDIPATH LLC		4,688	528	10%	5,216
BAPTIST HEALTH SOUTH FLORIDA - PINECREST URGENT CARE		4,438	742	14%	5,180
TRINITY SPRINGS		4,436	729	14%	5,165
BAPTIST HEALTH SOUTH FLORIDA - CORAL GABLES URGENT CARE		4,270	873	17%	5,143

COVID-19: testing by laboratory

Data through Apr 30, 2021 verified as of May 1, 2021 at 09:25 AM

Data in this report are provisional and subject to change.

The numbers in the table below represent the number of Florida and non-Florida residents for whom test results were received by the Department of Health. A person can be tested by more than one laboratory and can have both positive and negative results. **Therefore, the sum of the numbers in each column will be larger than the total number of people tested.**

Reporting lab	Inconclusive	Negative	Positive	Percent positive	Total
BAPTIST HEALTH SOUTH FLORIDA - CORAL GABLES (UNIVERSITY) URGENT CARE		4,389	717	14%	5,106
QUICK CARE MED PL	2	4,309	781	15%	5,092
ADVENTHEALTH PROMPT CARE	2	3,745	1,316	26%	5,063
BAYFRONT HEALTH - BROOKSVILLE		4,510	540	11%	5,050
BAPTIST HEALTH SOUTH FLORIDA - PALMETTO BAY URGENT CARE		4,235	809	16%	5,044
BETHESDA HOSPITAL WEST		4,528	510	10%	5,038
VENTURE MEDICAL OF FLORIDA LLC		4,600	389	8%	4,989
ADVENTHEALTH CENTRA CARE WINTER HAVEN	1	3,785	1,184	24%	4,970
BAYFRONT HEALTH - SPRING HILL		4,465	402	8%	4,867
ASCENSION SACRED HEART - EMERALD COAST		4,070	780	16%	4,850
ADVENTHEALTH CENTRA CARE COLONIAL TOWN	2	4,290	529	11%	4,821
MEASE DUNEDIN HOSPITAL	5	4,267	521	11%	4,793
BAYFRONT HEALTH - PUNTA GORDA		4,430	361	8%	4,791
FLAGLER HOSPITAL LABORATORY	8	3,654	1,099	23%	4,761
MINUTECLINIC LLC #3463		3,969	790	17%	4,759
PREMIER URGENT CARE OF BREVARD LLC	4	4,161	586	12%	4,751
DESOTO MEMORIAL HOSPITAL	3	3,921	809	17%	4,733
MOFFITT CANCER CENTER	6	4,527	104	2%	4,637
NIGHT LITE PEDIATRICS	4	3,346	1,260	27%	4,610
ENGLEWOOD COMMUNITY HOSPITAL		4,192	405	9%	4,597
PREMIER MEDICAL	2	4,492	94	2%	4,588
ADVENTIST HEALTH SYSTEMS SUNBELT IN DBA		4,058	524	11%	4,582
TWIN CITIES HOSPITAL	1	4,041	531	12%	4,573
MINUTECLINIC LLC #3631		3,891	676	15%	4,567
MEMORIAL HOSPITAL- MIRAMAR	12	4,228	325	7%	4,565
MEDEXPRESS URGENT CARE CAPE CORAL		3,911	650	14%	4,561
MINUTECLINIC LLC 5852		3,929	628	14%	4,557
MINUTECLINIC LLC #5253		3,779	777	17%	4,556
BAYFRONTVENICEREGIONAL		4,395	154	3%	4,549
HOLIDAY CVS LLC DBA CVS PHARMACY #5154		4,402	120	3%	4,522
US BIOTEK LABORATORIES	15	4,109	369	8%	4,493
MINUTECLINIC LLC #3662		3,803	682	15%	4,485
ACCU REFERENCE MEDICAL LAB	9	3,652	805	18%	4,466
MINUTECLINIC LLC #5249		3,647	795	18%	4,442
GENESIS DIAGNOSTICS		4,182	253	6%	4,435
LAKESIDE MEDICAL CENTER		3,575	858	19%	4,433
PALMS MEDICAL GROUP	5	2,981	1,406	32%	4,392
MINUTECLINIC LLC # 3930		3,767	625	14%	4,392
DOCTORS TEST CENTERS		3,870	491	11%	4,361
BAYA PHARMACY & URGENT CARE		3,237	1,124	26%	4,361
MINUTECLINIC LLC #1771		3,659	684	16%	4,343
AMELIA URGENT CARE		2,686	1,646	38%	4,332
ST. LUCIE MEDICAL CTR.		4,254	57	1%	4,311
MEDEXPRESS URGENT CARE LEHIGH ACRES		3,679	593	14%	4,272
MINUTECLINIC LLC #5854		3,534	716	17%	4,250
MINUTECLINIC LLC #5190		3,501	748	18%	4,249
ADVENTHEALTH CENTRA CARE		3,775	469	11%	4,244

COVID-19: testing by laboratory

Data through Apr 30, 2021 verified as of May 1, 2021 at 09:25 AM

Data in this report are provisional and subject to change.

The numbers in the table below represent the number of Florida and non-Florida residents for whom test results were received by the Department of Health. A person can be tested by more than one laboratory and can have both positive and negative results. **Therefore, the sum of the numbers in each column will be larger than the total number of people tested.**

Reporting lab	Inconclusive	Negative	Positive	Percent positive	Total
PHYSICIANS REGIONAL MEDICAL CENTER - COLLIER BLVD	1	3,239	888	22%	4,128
MINUTECLINIC LLC #7225		3,471	650	16%	4,121
MINUTECLINIC LLC # 0514		3,597	519	13%	4,116
ADVENT HEALTH - NEW SMYRNA		3,427	672	16%	4,099
NIGHT LITE PEDIATRICS URGENT CARE	1	3,417	649	16%	4,067
EXACT SCIENCES LABORATORIES, LLC		3,718	324	8%	4,042
MINUTECLINIC LLC #3814		3,445	589	15%	4,034
BAPTIST HEALTH SOUTH FLORIDA - DAVIE URGENT CARE		3,296	718	18%	4,014
LOWER KEYS MEDICAL CENTER		3,692	318	8%	4,010
SCION LAB SERVICES LLC	26	3,653	306	8%	3,985
STEWARD ROCKLEDGE HOSPITAL	5	3,563	413	10%	3,981
MINUTECLINIC LLC #4458		3,340	635	16%	3,975
CARENOW URGENT CARE	1	2,469	1,495	38%	3,965
MINUTECLINIC LLC #5214		3,395	561	14%	3,956
MINUTECLINIC LLC #7887		3,470	476	12%	3,946
MINUTECLINIC LLC #7886		3,409	531	13%	3,940
BAPTIST HEALTH SOUTH FLORIDA - WESTON URGENT CARE		3,393	521	13%	3,914
AFC PHYSICIANS OF FLORIDA		3,014	877	23%	3,891
MC DIAGNOSTIC OF CONNECTICUT, PC #2220		3,327	533	14%	3,860
PARAMOUNT URGENT CARE - ORLANDO		2,749	1,105	29%	3,854
MINUTECLINIC LLC #3291		3,267	582	15%	3,849
MINUTECLINIC LLC #4415		3,270	565	15%	3,835
HEALTH FIRST ADVENTHEALTH CENTRA CARE COCOA		3,443	377	10%	3,820
SIPARADIGM LLC	59	3,491	262	7%	3,812
PROHEALTH	3	2,195	1,600	42%	3,798
ADVENTHEALTH CENTRA CARE KIDS LAKE MARY		3,510	283	7%	3,793
MINUTECLINIC LLC #3257		3,161	623	16%	3,784
MINUTECLINIC LLC # 3686		3,216	562	15%	3,778
BARTOW REGIONAL MEDICAL CENTER	1	3,173	595	16%	3,769
MINUTECLINIC, LLC #3204		3,107	628	17%	3,735
BRASHEAR'S VITAL CARE CORP		2,953	775	21%	3,728
MINUTECLINIC, LLC #4015		2,994	727	20%	3,721
ADVENT HEALTH CENTRA CARE -WINTER PARK KIDS URGENT CARE	4	3,418	292	8%	3,714
HEALTH FIRST ADVENTHEALTH CENTRA CARE MALABAR		3,320	358	10%	3,678
PRECISION HEALTH SOLUTIONS		3,487	186	5%	3,673
BAPTIST HEALTH SOUTH FLORIDA - BRICKELL URGENT CARE		3,026	629	17%	3,655
MEDEXPRESS URGENT CARE - DELAND		3,237	398	11%	3,635
MINUTECLINIC LLC #1055		2,989	645	18%	3,634
CLARITY LAB SOLUTIONS LLC		3,608	4	0%	3,612
MINUTECLINIC LLC #1807		3,020	589	16%	3,609
MEDEXPRESS URGENT CARE - VERO BEACH		3,141	464	13%	3,605
VERILY LIFE SCIENCES	3	3,528	69	2%	3,600
MINUTECLINIC LLC # 3579		2,973	625	17%	3,598
VA PAIN CLINIC	6	3,442	130	4%	3,578
BAPTIST HEALTH URGENT CARE AT SAWGRASS		2,975	601	17%	3,576
MINUTECLINIC LLC #7973		3,073	494	14%	3,567
MINUTECLINIC, LLC #5817		2,955	595	17%	3,550

COVID-19: testing by laboratory

Data through Apr 30, 2021 verified as of May 1, 2021 at 09:25 AM

Data in this report are provisional and subject to change.

The numbers in the table below represent the number of Florida and non-Florida residents for whom test results were received by the Department of Health. A person can be tested by more than one laboratory and can have both positive and negative results. **Therefore, the sum of the numbers in each column will be larger than the total number of people tested.**

Reporting lab	Inconclusive	Negative	Positive	Percent positive	Total
MINUTECLINIC LLC #3003		2,917	629	18%	3,546
PARAMOUNT URGENT CARE - OVIEDO		2,590	951	27%	3,541
MINUTECLINIC LLC #3748		2,878	635	18%	3,513
MINUTECLINIC LLC # 7933		3,080	415	12%	3,495
WALGREEN CO	2	3,086	399	11%	3,487
MEDONE PLLC		2,646	838	24%	3,484
MINUTECLINIC LLC #3255		3,080	397	11%	3,477
MARION E FETHER MEDICAL CENTER, THE		3,178	299	9%	3,477
MIDWAY SPECIALTY CARE CENTER DIAGNOSTICS	38	3,175	240	7%	3,453
MINUTECLINIC LLC #7173		2,990	461	13%	3,451
MINUTECLINIC LLC #3705		3,045	401	12%	3,446
BAPTIST HEALTH EMERGENCY CENTER COUNTRY WALK	1	2,922	521	15%	3,444
BAPTIST HEALTH - CLAY		2,995	437	13%	3,432
MINUTECLINIC LLC #5924		2,957	469	14%	3,426
BMCT Molecular Diagnostics Subsection		2,889	535	16%	3,424
PRIMEHEALTH URGENT CARE INC		2,918	499	15%	3,417
MINUTECLINIC LLC #4201		2,944	465	14%	3,409
MINUTECLINIC, LLC (CLINIC 10699)		2,977	427	13%	3,404
IMMOKALEE CHD		3,155	234	7%	3,389
ADVENTHEALTH CENTRA CARE CONWAY		2,849	511	15%	3,360
MINUTECLINIC LLC #3654		2,807	541	16%	3,348
VITRO MOLECULAR LABORATORIES	50	3,035	263	8%	3,348
MINUTECLINIC LLC #5216		2,877	461	14%	3,338
LAKELAND REGIONAL HEALTH PABLO		2,899	393	12%	3,292
GESSLER CLINIC	2	2,285	1,000	30%	3,287
MARINERS HOSPITAL	1	2,977	307	9%	3,285
HEALTH CARE DISTRICT OF PALM BEACH COUNTY	2	3,008	254	8%	3,264
MINUTECLINIC LLC #4612		2,686	577	18%	3,263
MINUTECLINIC LLC #6007		2,804	457	14%	3,261
MEMORIAL HOSPITAL PEMBROKE	3	2,880	369	11%	3,252
SELECT LABORATORIES - MARION COUNTY, FL LLC	5	2,925	310	10%	3,240
MINUTECLINIC LLC #3285		2,814	409	13%	3,223
ACCESS POINT HEALTHCARE URGENT & PRIMARY CARE	2	2,488	703	22%	3,193
MEDEXPRESS FORT MYERS		2,777	396	12%	3,173
MINUTECLINIC LLC #4024		2,782	389	12%	3,171
PHYSICIANS PRIMARY CARE	2	2,860	307	10%	3,169
MINUTECLINIC LLC #3648		2,584	564	18%	3,148
MINUTECLINIC LLC #1350		2,770	377	12%	3,147
MINUTECLINIC LLC #476		2,711	424	14%	3,135
MEDEXPRESS URGENT CARE CORAL SPRINGS		2,783	350	11%	3,133
MEDIQUICK URGENT CARE CENTERS INC		2,405	728	23%	3,133
MINUTECLINIC LLC #8381		2,714	411	13%	3,125
MINUTECLINIC LLC #1821		2,745	343	11%	3,088
MINUTECLINIC, LLC # 4469		2,737	345	11%	3,082
BAPTIST HEALTH - OAKLEAF		2,586	477	16%	3,063
MINUTECLINIC LLC #5157		2,670	374	12%	3,044
KEYS AHEC SCHOOL MEDICAL CLINIC	15	2,879	150	5%	3,044

COVID-19: testing by laboratory

Data through Apr 30, 2021 verified as of May 1, 2021 at 09:25 AM

Data in this report are provisional and subject to change.

The numbers in the table below represent the number of Florida and non-Florida residents for whom test results were received by the Department of Health. A person can be tested by more than one laboratory and can have both positive and negative results. **Therefore, the sum of the numbers in each column will be larger than the total number of people tested.**

Reporting lab	Inconclusive	Negative	Positive	Percent positive	Total
MINUTECLINIC LLC #3635		2,613	410	14%	3,023
AFC PHYSICIANS OF FLORIDA PA		2,463	548	18%	3,011
NXGEN MDX LLC	6	2,671	334	11%	3,011
ADVENT HEALTH - DADE CITY		2,651	357	12%	3,008
VETERANS AFFAIRS MEDICAL CENTER - ORLANDO	1	1,343	1,662	55%	3,006
CHARLES AIESI CONSULTING INC	14	2,677	305	10%	2,996
BAY MEDICAL CENTER SACRED HEART HEALTH SYSTEM		2,358	629	21%	2,987
MEDEXPRESS URGENT CARE - CLEWISTON		2,467	483	16%	2,950
EMERGENCY PHYSICIANS MEDICAL CENTER		1,750	1,159	40%	2,909
CAREFAST+	1	2,115	786	27%	2,902
JUPITER MEDICAL CENTER URGENT CARE		2,274	625	22%	2,899
STONE CLINICAL LABORATORIES		2,790	96	3%	2,886
WALGREENS ORLANDO	3	2,540	340	12%	2,883
BAPTIST HEALTHCARE - GULF BREEZE HOSPITAL	3	2,394	481	17%	2,878
BLUE MED CONSULTANTS		2,754	110	4%	2,864
DR G'S URGENT CARE		2,462	373	13%	2,835
MEDEXPRESS URGENT CARE BOCA RATON		2,573	255	9%	2,828
MINUTECLINIC LLC #5069		2,366	453	16%	2,819
MINUTECLINIC LLC #214		2,359	455	16%	2,814
CELESTA MEDICAL SERVICES LLC DBA - AMERICAN RESEARCH LABS		2,544	236	8%	2,780
BAPTIST HEALTH SOUTH FLORIDA - MIAMI BEACH URGENT CARE		2,359	418	15%	2,777
CITRUS MEMORIAL HOSPITAL LABORATORY		2,253	521	19%	2,774
LAKE WALES MEDICAL CENTER INC		2,448	322	12%	2,770
JACKSON HOSPITAL CLINICAL LABORATORY		2,435	331	12%	2,766
PARRISH MEDICAL CENTER	2	2,411	351	13%	2,764
FLORIDA MEDICAL CLINIC	3	1,292	1,457	53%	2,752
SACRED HEART HEALTH SYSTEM, INC	1	1,871	872	32%	2,744
MINUTECLINIC LLC #1815		2,419	293	11%	2,712
DONALD W ROBERTSON DO PA		2,118	592	22%	2,710
PATIENTS FIRST – THOMASVILLE ROAD		2,390	285	11%	2,675
GENOME LLC	2	2,477	194	7%	2,673
BOND URGENT CARE LLC		2,010	652	24%	2,662
AMELIA EXPRESS CARE LLC	10	2,316	335	13%	2,661
EMERALD COAST URGENT CARE, LLC	1	1,972	660	25%	2,633
TAMPA COMMUNITY HOSPITAL		2,249	369	14%	2,618
MINUTECLINIC LLC #3236		2,256	359	14%	2,615
MEDEXPRESS PORT CHARLOTTE		2,298	281	11%	2,579
ADVENT HEALTH - OCALA		2,124	447	17%	2,571
MINI ER WATERFORD LAKES, THE		2,198	352	14%	2,550
NCHMD INC		2,137	397	16%	2,534
INTELEX LABS, LLC		2,421	83	3%	2,504
WHOLE FAMILY HEALTH CENTER INC		1,994	493	20%	2,487
EMERALD COAST URGENT CARE LLC		1,825	657	26%	2,482
ASCENSION SACRED HEART - GULF		1,915	551	22%	2,466
OPTUM LABS LLC	1	2,248	208	8%	2,457
PHYSICIANS STAT LAB	3	1,079	1,365	56%	2,447
MINUTECLINIC LLC #3637		1,955	482	20%	2,437

COVID-19: testing by laboratory

Data through Apr 30, 2021 verified as of May 1, 2021 at 09:25 AM

Data in this report are provisional and subject to change.

The numbers in the table below represent the number of Florida and non-Florida residents for whom test results were received by the Department of Health. A person can be tested by more than one laboratory and can have both positive and negative results. **Therefore, the sum of the numbers in each column will be larger than the total number of people tested.**

Reporting lab	Inconclusive	Negative	Positive	Percent positive	Total
COMMUNITY HEALTH NORTHWEST FLORIDA	4	1,857	554	23%	2,415
CORE DIAGNOSTIC LABORATORIES LLC	17	2,060	337	14%	2,414
MINUTECLNIC LLC		2,100	294	12%	2,394
BAPTIST HEALTH EMERGENCY CENTER AT WEST CORAL WAY		1,937	430	18%	2,367
MINUTECLINIC LLC #8927		1,979	372	16%	2,351
PENSACOLA PEDIATRICS PA	1	2,159	180	8%	2,340
GRAVITY DIAGNOSTICS, LLC	7	2,128	197	8%	2,332
ASSOCIATED PATHOLOGISTS, LLC	3	1,928	398	17%	2,329
PHYSICIAN ASSOCIATES		2,070	241	10%	2,311
LEE HEALTH - COCONUT POINT CLINICAL LAB	2	1,872	433	19%	2,307
MINUTECLINIC LLC #5187		2,007	298	13%	2,305
NCH NORTHEAST	7	1,787	478	21%	2,272
UNIVERSITY OF NORTH FLORIDA STUDENT HEALTH		2,180	79	3%	2,259
APALACHEE CORRECTIONAL INSTITUTION EAST UNIT		2,227	31	1%	2,258
PRIMEHEALTH URGENT CARE	1	1,865	361	16%	2,227
MEDICAL CONSULTANTS OF FLORIDA, LLC	2	1,886	329	15%	2,217
FLOWERS HOSPITAL		2,010	192	9%	2,202
MARTIN HEALTH SYSTEM - ST LUCIE WEST		1,992	196	9%	2,188
FIU-HEALTH AUXILIARY LABORATORY	6	2,034	133	6%	2,173
WHITE WILSON MEDICAL CENTER		785	1,385	64%	2,170
HEALTH CENTRAL CLINICAL LABORATORY		1,886	273	13%	2,159
BARDMOOR LABORATORY	9	1,804	321	15%	2,134
BIO-TECH CLINICAL LABORATORIES INC		1,819	301	14%	2,120
DOC SMILEYS URGENT CARE LLC		1,733	383	18%	2,116
LITTLE PINE PEDIATRICS	1	1,823	277	13%	2,101
ADVANCED MEDICAL OF NAPLES LLC		1,861	229	11%	2,090
BAYFRONT HEALTH - CITRUS HILLS		1,846	235	11%	2,081
GENUS3		1,973	74	4%	2,047
STATMED OCALA	7	1,833	196	10%	2,036
MINUTECLINIC, LLC #3245		1,644	371	18%	2,015
WILLIAM OWEN PASS PARK		1,738	257	13%	1,995
ARCPOINT LABS		1,392	599	30%	1,991
TOM LEE COMMUNITY HEALTH CENTER	1	1,395	594	30%	1,990
MIAMI JEWISH HEALTH SYSTEMS		1,874	83	4%	1,957
DOC SMILEY'S URGENT CARE		1,706	247	13%	1,953
MEDFAST URGENT CARE CENTERS LLC	2	608	1,333	69%	1,943
GENESIS LABORATORY MANAGEMENT	14	1,651	255	13%	1,920
READY RESPONDERS FLORIDA, PLLC		1,658	259	14%	1,917
LABORATORY SPECIALISTS OF MICHIGAN		1,583	331	17%	1,914
BROWNWOOD CARE CENTER		1,655	230	12%	1,885
ED FRASER MEMORIAL HOSPITAL		1,610	257	14%	1,867
OPTUMCARE FLORIDA LLC		1,538	312	17%	1,850
ABSOLUTE GENOMICS	2	1,591	243	13%	1,836
NEIGHBORHOOD MEDICAL CENTER INC	17	1,629	186	10%	1,832
SUNRISE URGENT CARE ASSOCIATES LLC D/B/A	9	1,281	539	29%	1,829
PROJECT HEALTH, INC SUMTERVILLE	5	1,496	323	18%	1,824
PATIENTS FIRST LAKE ELLA MEDICAL CENTER		1,650	173	9%	1,823

COVID-19: testing by laboratory

Data through Apr 30, 2021 verified as of May 1, 2021 at 09:25 AM

Data in this report are provisional and subject to change.

The numbers in the table below represent the number of Florida and non-Florida residents for whom test results were received by the Department of Health. A person can be tested by more than one laboratory and can have both positive and negative results. **Therefore, the sum of the numbers in each column will be larger than the total number of people tested.**

Reporting lab	Inconclusive	Negative	Positive	Percent positive	Total
KETAMINE HEALTH CENTERS LLC	1	1,661	152	8%	1,814
IGENOMIX USA LLC	54	1,567	165	9%	1,786
PROHEALTH MEDICAL CLINIC		1,119	643	36%	1,762
RIVER TOWN DIAGNOSTIC LLC		1,470	286	16%	1,756
SPARROW HEALTHCARE	2	1,499	254	14%	1,755
NORTH SHORE LONG ISLAND JEWISH HEALTH	1	1,654	95	5%	1,750
ER QUICKCARE PL		1,501	242	14%	1,743
Community_Health		1,533	199	11%	1,732
PEDIATRIC HEALTH CARE ALLIANCE - NORTHDALE		1,565	151	9%	1,716
LABTECH DIAGNOSTIC		1,422	294	17%	1,716
FLORIDA DEPARTMENT OF HEALTH IN POLK COUNTY	2	1,301	407	24%	1,710
SHELL POINT NURSING PAVILION	1	1,626	77	5%	1,704
JW PLASTIC SURGERY		1,449	244	14%	1,693
BROAD INSTITUTE CLINICAL SEQUENCING RESEARCH PLATFORM	15	1,608	64	4%	1,687
PARAMOUNT URGENT CARE - CLERMONT		964	716	43%	1,680
QUICK CARE MED		1,350	330	20%	1,680
MEDEXPRESS URGENT CARE - JAX ATLANTIC BLVD		1,452	225	13%	1,677
AMERICAN SCIENTIFIC LABORATORIES LLC		1,635	35	2%	1,670
ADVENTHEALTH CENTRA CARE TRINITY		1,426	223	14%	1,649
BAPTIST HEALTH SOUTH FLORIDA - KEY BISCANE URGENT CARE EXPRESS		1,450	195	12%	1,645
VRL EUROFINS		1,597	41	3%	1,638
ELLENTON URGENT CARE		1,385	238	15%	1,623
MYTEST DIAGNOSTICS		1,532	77	5%	1,609
OPTEO LABORATORY		1,572	36	2%	1,608
BAPTIST HEALTH SOUTH FLORIDA - COUNTRY WALK URGENT CARE EXPRESS		1,351	245	15%	1,596
FIRST QUALITY LABORATORY		1,496	99	6%	1,595
UNIVERSITY OF ALABAMA AT BIRMINGHAM		1,540	48	3%	1,588
ST ANNES NURSING CENTER		1,555	33	2%	1,588
CAREMED CLINIC LLC	1	1,271	309	20%	1,581
ASSURANCE SCIENTIFIC LABORATORIES	1	1,297	283	18%	1,581
MELBOURNE MEDICAL LABORATORY☐	2	1,367	205	13%	1,574
MATRIX CLINICAL LABS (FORMERLY BIOCERNA LLC)	11	1,392	169	11%	1,572
PARAMOUNT URGENT CARE VILLAGES		969	571	37%	1,540
NORTH VISTA HOSPITAL LABORATORY		1,281	245	16%	1,526
INNOVATIVE TRANSFUSION MEDICINE, INC	11	1,336	179	12%	1,526
BAPTIST HEALTHCARE - JAY HOSPITAL	3	1,143	373	25%	1,519
COLLIER URGENT CARE CENTERS CREEKSIDE		1,333	180	12%	1,513
PRIMARY CARE SOUTH INC		1,019	491	33%	1,510
UHEALTH CLINIC AT WALGREENS		1,219	286	19%	1,505
CAREFAST MURABELLA		990	508	34%	1,498
FG RAPID RESULTS	6	1,112	378	25%	1,496
PALM BAY HOSPITAL CLINICAL LABORATORY		1,093	400	27%	1,493
NYU HOSPITALS CENTER CLINICAL LABORATORIES		1,444	49	3%	1,493
SMA LAB	12	1,309	163	11%	1,484
TREASURE COAST MEDICAL ASSOCIATES INC		748	720	49%	1,468
EUROFINS NTD, LLC		1,420	45	3%	1,465
ADVANCE MEDICAL OF NAPLES		327	1,124	77%	1,451

COVID-19: testing by laboratory

Data through Apr 30, 2021 verified as of May 1, 2021 at 09:25 AM

Data in this report are provisional and subject to change.

The numbers in the table below represent the number of Florida and non-Florida residents for whom test results were received by the Department of Health. A person can be tested by more than one laboratory and can have both positive and negative results. **Therefore, the sum of the numbers in each column will be larger than the total number of people tested.**

Reporting lab	Inconclusive	Negative	Positive	Percent positive	Total
LPG COCONUT POINT		1,211	233	16%	1,444
ADDICTION LABS OF AMERICA	3	1,355	83	6%	1,441
UHEALTH DEERFIELD BEACH/UMSYLVESTER DEERFIELD BEACH LABORATORY	3	1,380	55	4%	1,438
SPEARHEAD MEDICAL		1,321	116	8%	1,437
TEMPUS CLINICAL LABORATORY	10	1,270	155	11%	1,435
CREEKSIDE CARE CENTER	1	1,247	180	13%	1,428
PATIENTS CHOICE LABORATORIES		831	592	42%	1,423
COASTAL LABORATORIES	1	1,123	287	20%	1,411
NORTH FLORIDA PEDIATRICS - LAKE CITY		1,186	223	16%	1,409
ACCESS MEDICAL LABS		769	637	45%	1,406
AMELIA EXPRESS CARE	1	772	627	45%	1,400
GROWING TOGETHER PEDIATRICS LLC		1,326	72	5%	1,398
PROJECT HEALTH INC	4	1,168	197	14%	1,369
PEDIATRICS OF CENTRAL FLORIDA PA	20	1,281	67	5%	1,368
ASCENSION ST VINCENT'S - SOUTHSIDE		1,308	49	4%	1,357
VAVA PARTNERS LLC		529	825	61%	1,354
PALM HARBOR PHARMACY		1,168	173	13%	1,341
MEDLAB DIAGNOSTICS, LLC		1,228	96	7%	1,324
LAB24 INC	3	643	677	51%	1,323
CARENOW URGENT CARE – FORT PIERCE		935	384	29%	1,319
XPRESS URGENT CARE	4	1,109	202	15%	1,315
USF MORSANI CENTER FOR ADVANCED HEALTH CARE		1,145	160	12%	1,305
HOLIDAY CVS LLC DBA CVSPHARMACY #5155		1,234	71	5%	1,305
6TH MEDICAL GROUP - MCDILL AFB	3	1,231	70	5%	1,304
NAPLES URGENT CARE	1	851	451	35%	1,303
ADVANCED DIAGNOSTIC LABORATORY		1,253	47	4%	1,300
CYPRESS VILLAGE	1	1,263	28	2%	1,292
ST PETERSBURG PEDIATRICS	1	1,167	124	10%	1,292
PALM BEACH ATLANTIC UNIVERSITY		1,243	44	3%	1,287
SOLARIS HEALTHCARE PALATKA		1,169	106	8%	1,275
BREVARD HEALTH ALLIANCE INC, THE		1,195	76	6%	1,271
NORTH FLORIDA PEDIATRICS-TALLAHASSEE	1	1,164	103	8%	1,268
MINUTE CLINIC INCORPORATE		1,215	49	4%	1,264
STAGEZERO LIFE SCIENCES INC	4	1,146	105	8%	1,255
PROFESSIONAL HEALTH EXAMINERS DBA PROHEALTH	1	1,018	229	18%	1,248
INTERLACHEN PEDIATRICS PA		1,185	63	5%	1,248
COASTAL PEDIATRIC GROUP		1,084	162	13%	1,246
STEWARD REFERENCE LABORATORY	1	701	539	43%	1,241
EAST LAKE PEDIATRICS		1,106	133	11%	1,239
PENSACOLA PEDIATRICS PA - TIGER POINT	24	1,084	120	10%	1,228
ARCPOINT LABS OF CORAL SPRINGS FL		992	236	19%	1,228
BETHESDA HEALTH URGENT CARE		1,040	180	15%	1,220
CLINICORE		1,124	91	7%	1,215
EPN URGENT CARE NAPLES	2	792	415	34%	1,209
CATALYST WALK IN CLINIC		957	239	20%	1,196
INTERLACHEN PEDIATRICS		1,142	44	4%	1,186
ALTAMONTE MD		954	228	19%	1,182

COVID-19: testing by laboratory

Data through Apr 30, 2021 verified as of May 1, 2021 at 09:25 AM

Data in this report are provisional and subject to change.

The numbers in the table below represent the number of Florida and non-Florida residents for whom test results were received by the Department of Health. A person can be tested by more than one laboratory and can have both positive and negative results. **Therefore, the sum of the numbers in each column will be larger than the total number of people tested.**

Reporting lab	Inconclusive	Negative	Positive	Percent positive	Total
CLARITY LABS		1,072	109	9%	1,181
HALIFAX MEDICAL CENTER-PORT ORANGE LAB		1,019	156	13%	1,175
CAPE CANAVERAL HOSPITAL		868	304	26%	1,172
CARE ONE OF FLORIDA LLC		844	323	28%	1,167
FISHERMENS HOSPITAL CLINICAL LAB		1,063	98	8%	1,161
TYNDALL AIR FORCE BASE		948	211	18%	1,159
NORTH OKALOOSA MEDICAL CENTER		796	349	30%	1,145
CAPSTONE HEALTHCARE		802	330	29%	1,132
VERITAS GENETICS	61	945	119	11%	1,125
PROFESSIONAL HEALTH EXAMINERS		969	150	13%	1,119
GENEIQ		1,052	64	6%	1,116
EMERALD COAST PEDIATRICS		1,058	57	5%	1,115
PRIMARY CARE OF THE TREASURE COAST		978	135	12%	1,113
LOOP PEDIATRICS PA	3	940	163	15%	1,106
XYZ LABORATORY	8	942	146	13%	1,096
BREVARD HEALTH ALLIANCE		781	306	28%	1,087
MINUTECLINIC, LLC DBA MINUTECLINIC #4717		1,034	42	4%	1,076
LENCO MEDICAL LABORATORY		1,015	57	5%	1,072
LAB DOCTOR		935	134	13%	1,069
FAMILY HEALTH CENTERS OF SOUTHWEST FLORIDA INC		959	110	10%	1,069
HENDRY REGIONAL MEDICAL CENTER CLINICAL LABORATORY		809	258	24%	1,067
AMERICAN FAMILY CARE PENSACOLA WEST		533	533	50%	1,066
RAINBOW RIVER MEDICAL LABORATORY		978	83	8%	1,061
NORTH FLORIDA MEDICAL GROUP		895	153	15%	1,048
WOODLANDS MEDICAL SPECIALISTS		776	268	26%	1,044
ADVENTHEALTH EXPRESS CARE AT WALGREENS		904	140	13%	1,044
VRL EUROFINS - DALLAS		1,024	13	1%	1,037
BERNHARDT LABORATORIES	2	938	91	9%	1,031
SPRING HILL HEALTH AND REHABILITATION CENTER		1,004	26	3%	1,030
BAPTIST HEALTH - MD ANDERSON CANCER CENTER		1,023	6	1%	1,029
THE HEALTH CENTER OF PLANT CITY		946	77	8%	1,023
CHILDRENS MEDICAL ASSOCIATION		931	88	9%	1,019
E-LAB OF FLORIDA		923	90	9%	1,013
C.W. BILL YOUNG VA MEDICAL CENTER	1	22	989	98%	1,012
VERITOR		850	161	16%	1,011
PHAROS HEALTH		756	255	25%	1,011
NORTH FLORIDA PEDIATRICS PA - SUWANNEE	3	876	129	13%	1,008
VIERA HOSPITAL, INC		805	192	19%	997
COVANCE CLINICAL RESEARCH UNIT INC		968	26	3%	994
DAIRY ROAD URGENT CARE	2	838	153	15%	993
LAKELAND REGIONAL HEALTH - PWC/OB		36	954	96%	990
CVS HEALTH		779	210	21%	989
CONSULATE HEALTH CARE OF NEW PORT RICHEY	2	859	126	13%	987
NORTH SHORE LIJ URGENT CARE PC		923	57	6%	980
FAST TRACK URGENT CARE CENTER		4	976	100%	980
HISTOPATHOLOGY SERVICES, LLC		871	108	11%	979
JACKSONVILLE BEACH PEDIATRIC CARE CENTER☐		901	72	7%	973

COVID-19: testing by laboratory

Data through Apr 30, 2021 verified as of May 1, 2021 at 09:25 AM

Data in this report are provisional and subject to change.

The numbers in the table below represent the number of Florida and non-Florida residents for whom test results were received by the Department of Health. A person can be tested by more than one laboratory and can have both positive and negative results. **Therefore, the sum of the numbers in each column will be larger than the total number of people tested.**

Reporting lab	Inconclusive	Negative	Positive	Percent positive	Total
UNIVERSITY OF WEST FLORIDA STUDENT HEALTH SERVICES	1	843	128	13%	972
MILLER BIOCONNECT		878	90	9%	968
NORTH FLORIDA PEDIATRICS PA	2	846	117	12%	965
24 HOUR PEDIATIC CARE CENTER	4	892	67	7%	963
EAST LAKE PEDIATRICS PA		877	83	9%	960
PEDIATRIC HEALTHCARE ALLIANCE		903	53	6%	956
MIDWAY SPECIATLY CARE CENTER	3	730	222	23%	955
PENSACOLA PEDIATRICS	2	857	95	10%	954
MOLECULAR TESTING LABS		862	90	9%	952
DEPARTMENT OF CLINICAL LABS	1	928	21	2%	950
ENCOMPASS HEALTH		915	22	2%	937
ABBOTT LABORATORIES		814	120	13%	934
LEE COUNTY EMERGENCY MEDICAL SERVICE	1	806	126	14%	933
INTEGRITY LABORATORIES, LLC	4	764	165	18%	933
TACACHALE CLINICAL LABORATORY	1	882	49	5%	932
SOLARIS HEALTHCARE CHARLOTTE HARBOR		876	55	6%	931
Point of Care Testing	1	125	805	86%	931
REDI MED LLC		757	174	19%	931
GENE TOX WORLDWIDE	60	736	125	14%	921
DOCTOR'S MEMORIAL HOSPITAL		751	166	18%	917
CALHOUN LIBERTY HOSPITAL		746	168	18%	914
NORTH FL SOUTH GA HCS-LAKE CITY		886	27	3%	913
PALM GARDEN OF PORT SAINT LUCIE		900	12	1%	912
MOORINGS PARK INSTITUTE, INC, THE		875	36	4%	911
Fernandina Beach Rehabilitation and Nursing Center	1	885	19	2%	905
BHA CENTRAL COUNTY CLINIC		814	91	10%	905
NCHMD, INC SOUTHEAST IMMEDIATE CARE		707	196	22%	903
SOUTHEAST ALABAMA MEDICAL CENT		842	58	6%	900
Victoria Nursing and Rehabilitation Center		838	55	6%	893
RESTORE HEALTH URGENT CARE		719	169	19%	888
FAMILY HEALTH CENTERS OF SWF LABS	2	765	119	13%	886
Tampa Lakes Health and Rehabilitation Center	2	805	73	8%	880
COASTAL PHYSICIANS, LLC		708	168	19%	876
MINUTECLINIC LLC, #10357		868	6	1%	874
WHITE-WILSON MEDICAL CENTER - FORT WALTON BEACH		847	25	3%	872
PALACE NURSING HOME & REHAB CENTER		829	43	5%	872
AMERICAN MEDICAL RESPONSE		861	9	1%	870
ANY LAB TEST NOW	2	592	275	32%	869
CRUCIAL CARE EMERGENCY MEDICINE DOCTORS		694	173	20%	867
AFC URGENT CARE CLEARWATER	1	181	676	79%	858
PRIMARY CARE SERVICES AT ST ANDREWS ESTATES		853	3	0%	856
EXPRESS PHARMACY		786	64	8%	850
CENTRAL FLORIDA HEALTH CARE INC		727	121	14%	848
CLINICAL PATHOLOGY LABS INC		759	87	10%	846
PRIMARY CARE SERVICES AT INDIAN RIVER ESTATES		821	25	3%	846
AUGUSTUS LABS LLC		696	148	18%	844
FLORIDA GULF COAST UNIVERSITY		645	197	23%	842

COVID-19: testing by laboratory

Data through Apr 30, 2021 verified as of May 1, 2021 at 09:25 AM

Data in this report are provisional and subject to change.

The numbers in the table below represent the number of Florida and non-Florida residents for whom test results were received by the Department of Health. A person can be tested by more than one laboratory and can have both positive and negative results. **Therefore, the sum of the numbers in each column will be larger than the total number of people tested.**

Reporting lab	Inconclusive	Negative	Positive	Percent positive	Total
MEDICAL CENTER OF DELTONA, INC		716	124	15%	840
POINT WASHINGTON MEDICAL CLINIC	1	624	211	25%	836
ADVENTHEALTH MEDICAL GROUP PROMPT CARE		607	227	27%	834
MEDONE URGENT CARE CENTER		604	224	27%	828
LIFE CARE CENTER OF NEW PORT RICHEY		790	37	4%	827
PEBBLEBROOK PHARMACY	1	689	136	16%	826
BOND CLINIC PA PEDIATRICS DEPT		765	58	7%	823
Southern Oaks Care Center	1	784	38	5%	823
CLINICAL ENTERPRISE, INC		796	25	3%	821
FLORIDA HOSPITAL ORLANDO		743	74	9%	817
CITY MEDICAL OF NEW JERSEY, PC		737	77	9%	814
ASAP LABS LLC	7	655	151	19%	813
FLAGLER COUNTY HEALTH DEPARTMENT	3	633	177	22%	813
DYNIX DIAGNOSTICS	2	528	281	35%	811
ASCENSION ST VINCENT'S - CLAY		775	35	4%	810
BRISTOL AT TAMPA, THE	4	783	22	3%	809
CARITHERS PEDIATRIC GROUP		748	60	7%	808
GOLDEN GATE FAMILY CLINIC		332	475	59%	807
VITAS HEALTHCARE CORPORATION OF FLA	1	797	5	1%	803
PALM GARDEN OF VERO BEACH		747	51	6%	798
NITE LITE PEDIATRICS		234	564	71%	798
TELESCOPE HEALTH LLC	4	671	121	15%	796
NONE		308	488	61%	796
GULF COAST VILLAGE		752	41	5%	793
J AND G MEDICAL GROUP LLC		652	137	17%	789
TOTAL RENAL LABORATORIES INC DBA DAVITA LABS	1	670	117	15%	788
WHITE WILSON MEDICAL CENTER PA - NAVARRE		663	124	16%	787
BOND AND STEELE CLINIC PA		569	211	27%	780
ETHOS WELLNESS PHARMACY		728	50	6%	778
VENICE REGIONAL BAYFRONT HEALTH (PULMONARY)		637	135	17%	772
PEDIATRIC HEALTHCARE ALLIANCE PA		710	61	8%	771
WELL HEALTH WORKS	3	704	63	8%	770
ORANGE BLOSSOM FAMILY HEALTH		727	41	5%	768
APLS SERVICES LLC D/B/A CLEAR DIAGNOSTICS	13	741	14	2%	768
WILLOWBROOKE COURT AT EDGEWATER POINTE ESTATES		756	9	1%	765
KENDALL HEALTHCARE PROPERTIES DBA	2	731	30	4%	763
ORLANDO HEALTH AND REHAB CENTER		716	45	6%	761
BUFFALO CROSSING HEALTHCARE & REHABILITATION CTR		742	18	2%	760
NORTHEAST FLORIDA NEUROLOGY CLINICS, INC		637	113	15%	750
BOCA GRANDE HEALTH CLINIC		709	40	5%	749
RUSKIN HEALTH CENTER	1	491	255	34%	747
CHURCH OF SCIENTOLOGY FLAG SERVICE ORGANIZATION		729	15	2%	744
MAIN STREET MEDICAL CENTER		215	529	71%	744
VALENCIA HILLS HEALTH AND REHABILITATION CENTER		728	16	2%	744
LIFE CARE CENTER OF PENSACOLA		694	49	7%	743
MOUNT SINAI LABORATORY		705	37	5%	742
ADVENT HEALTH LAB - ORLANDO		434	308	42%	742

COVID-19: testing by laboratory

Data through Apr 30, 2021 verified as of May 1, 2021 at 09:25 AM

Data in this report are provisional and subject to change.

The numbers in the table below represent the number of Florida and non-Florida residents for whom test results were received by the Department of Health. A person can be tested by more than one laboratory and can have both positive and negative results. **Therefore, the sum of the numbers in each column will be larger than the total number of people tested.**

Reporting lab	Inconclusive	Negative	Positive	Percent positive	Total
SANTA ROSA MEDICAL GROUP		575	166	22%	741
PHYSICIANS STAT LAB INC		649	92	12%	741
RAINBOW PEDIATRIC CENTER PA		683	47	6%	730
Crestview Rehabilitation Center	5	596	129	18%	730
SEMINOLE NURSING PAVILION		721	8	1%	729
DISNEY COVID TEST SITE		703	17	2%	720
THE PRESERVE		709	10	1%	719
ARTHREX MEDICAL CENTER	1	568	149	21%	718
WATSON THERAPEUTICS INC	1	675	39	5%	715
MANOR PINES CONVALESCENT CENTER LLC	1	688	23	3%	712
SUWANNEE HEALTH AND REHABILITATION CENTER		705	5	1%	710
PALM GARDEN OF CLEARWATER		690	18	3%	708
GRAND COURT TAMPA		702	4	1%	706
BALDWIN PEDIATRICS	1	672	31	4%	704
FORT MYERS INTERNAL MEDICINE, LLC		635	68	10%	703
JOHN KNOX VILLAGE HEALTH CENTER		672	30	4%	702
VETERANS AFFAIRS MEDICAL CENTER	1	45	654	93%	700
EDEN SPRINGS NURSING AND REHAB CENTER		587	112	16%	699
DIAMOND RIDGE HEALTH AND REHABILITATION		662	36	5%	698
GULF COAST MOLECULAR LABORATORIES	13	577	107	15%	697
NCH HEALTHCARE SYSTEM MICROBIOLOGY LAB		2	694	100%	696
DXTERITY DIAGNOSTICS	2	653	40	6%	695
LIFE CARE CENTER OF ORANGE PARK		663	32	5%	695
PREMIER MEDICAL LABORATORY SERVICES	2	468	225	32%	695
MANOR CARE HEALTH SERVICES - FT MYERS		668	26	4%	694
CHILDRENS CLINIC WEST FLORIDA PEDIATRICS		640	54	8%	694
MAYFLOWER ASSISTED LIVING		684	7	1%	691
NCH HEALTHCARE BONITA		545	144	21%	689
LIFEBRITE	2	462	221	32%	685
NATURE COAST MEDICAL GROUP		563	121	18%	684
ADVENT HEALTH - DELTONA ER		565	118	17%	683
MEDICAL FP – WHOLE FAMILY HEALTH CENTER		561	120	18%	681
HOLMES REGIONAL MEDICAL CENTER		11	669	98%	680
CLIFFORD CHESTER SIMS STATE VETERANS		664	12	2%	676
EMERALD SHORES HEALTH AND REHABILITATION		575	100	15%	675
TREE HOUSE PEDIATRICS PLLC		606	68	10%	674
VITAS HEALTHCARE CORP OF CENTRAL FL		647	26	4%	673
MEDONE URGENT CARE AT ST. AUGUSTINE		229	443	66%	672
MINI ER ADULT AND PEDIATRIC URGENT CARE		574	98	15%	672
HEARTLAND PEDIATRICS OF LAKE WALES		604	67	10%	671
CARE ONE OF FLORIDA	1	490	180	27%	671
BAPTIST PRIMARY CARE	2	543	123	18%	668
CLEWISTON NURSING AND REHABILITATION CENTER		650	14	2%	664
GOLDEN GLADES NURSING & REHABILITATION CTR		643	20	3%	663
Signature HealthCare Center of Waterford		628	35	5%	663
ST JOHN'S NURSING CENTER		637	24	4%	661
OCALA FAMILY MEDICAL CENTER INC	2	572	84	13%	658

COVID-19: testing by laboratory

Data through Apr 30, 2021 verified as of May 1, 2021 at 09:25 AM

Data in this report are provisional and subject to change.

The numbers in the table below represent the number of Florida and non-Florida residents for whom test results were received by the Department of Health. A person can be tested by more than one laboratory and can have both positive and negative results. **Therefore, the sum of the numbers in each column will be larger than the total number of people tested.**

Reporting lab	Inconclusive	Negative	Positive	Percent positive	Total
SOUTHERN LABORATORY SERVICES OF NWF		620	38	6%	658
POINT OF CARE TESTING SITE		630	26	4%	656
SIGNATURE HEALTHCARE OF BROOKWOOD GARDENS		642	11	2%	653
WILLOW BROOKE COURT AT INDIAN RIVER ESTATES		607	45	7%	652
MAVERICK LABS		461	190	29%	651
LIFE CARE CENTER OF HILLIARD		626	22	3%	648
NSPIRE HEALTHCARE MIAMI LAKES	8	624	15	2%	647
MID-FLORIDA PATHOLOGY		481	165	26%	646
QUOTIENT SCIENCES		623	22	3%	645
SHORE ACRES CARE CENTER		604	40	6%	644
HMA SANTA ROSA MEDICAL CENTER LLC DBA		521	123	19%	644
AMERICA'S PHARMACY LLC		564	79	12%	643
PALM GARDEN OF TAMPA		609	30	5%	639
MICHAEL A MIDDLETON MD PA☐		604	32	5%	636
PHYSICIANS PRIMARY CARE OF SOUTHWEST FLORIDA	1	604	29	5%	634
SAINTS 120 LLC	1	599	34	5%	634
VETERANS AFFAIRS MEDICAL CENTER - JAMES A HALEY			632	100%	632
SABAL PALMS HEALTH AND REHAB		577	54	9%	631
PEDIATRICS IN BREVARD PA		566	64	10%	630
PHYSICIANS PRIMARY CARE LAB	1	552	77	12%	630
Plantation Bay Rehabilitation Center		606	24	4%	630
FHMG FLORIDA HOSPITAL MEDICAL GROUP		583	45	7%	628
BALDOMERO LOPEZ STATE VETERANS NURSING HOME	2	619	6	1%	627
NAPLES CHILDREN'S URGENT CARE		549	77	12%	626
CHILDRENS MEDICAL ASSOCIATION PA		555	69	11%	624
CONSULATE HEALTHCARE OF VERO BEACH	14	527	83	13%	624
QUALITOX LABORATORIES		435	188	30%	623
MANOR CARE NURSING CENTER OF SARASOTA FL LLC☐		534	87	14%	621
FLORIDA HOSPITAL WAUCHULA		467	153	25%	620
SEBASTIAN RIVER MEDICAL CENTER	3	441	176	28%	620
CONTINENTAL CLINICAL RESEARCH, LLC		545	74	12%	619
AFC URGENT CARE FAMILY CARE			618	100%	618
HARBOUR HEALTH CENTER		598	18	3%	616
ADVENT HEALTH - WESTCHASE ER		529	83	14%	612
HOLY CROSS HOSPITAL		12	598	98%	610
EXPRESS URGENT CARE LLC		1	609	100%	610
PALM GARDEN OF ORLANDO		576	34	6%	610
VILLA MARIA NURSING & REHAB CENTER INC	1	591	17	3%	609
THERADOC		152	455	75%	607
PIONEER CLINICAL LAB LLC		495	109	18%	604
PATIENTS FIRST - MAHAN DRIVE		164	436	73%	600
EMED LABS, LLC	3	579	18	3%	600
DASCENA, INC	3	537	60	10%	600
WELL-BEING MEDICAL CENTER PLLC		542	57	10%	599
PALMETTO FAMILY HEALTHCARE	1	392	206	34%	599
SOLARIS HEALTHCARE LAKE CITY		497	101	17%	598
ADVENTHEALTH MEDICAL GROUP PROMPT CAR	1	443	154	26%	598

COVID-19: testing by laboratory

Data through Apr 30, 2021 verified as of May 1, 2021 at 09:25 AM

Data in this report are provisional and subject to change.

The numbers in the table below represent the number of Florida and non-Florida residents for whom test results were received by the Department of Health. A person can be tested by more than one laboratory and can have both positive and negative results. **Therefore, the sum of the numbers in each column will be larger than the total number of people tested.**

Reporting lab	Inconclusive	Negative	Positive	Percent positive	Total
FLORIDA DEPARTMENT OF HEALTH IN CALHOUN COUNTY		459	138	23%	597
FLORIDA HOSPITAL MEDICAL GROUP		350	246	41%	596
MANOR OAKS NURSING & REHAB CENTER	5	589	2	0%	596
LAKE BALDWIN		563	30	5%	593
BROOKDALE FORT MYERS CYPRESS LAKE		590	2	0%	592
AFC URGENT CARE		172	420	71%	592
AFC URGENT CARE SEMINOLE	1		590	100%	591
URGENT CARE EXPRESS LLC		235	354	60%	589
UNIVERSITY OF TAMPA INC, THE		568	21	4%	589
INTERNAL MEDICINE & PEDIATRICS OF TAMPA BAY PA		511	78	13%	589
SHORELINE PHYSICIAN GROUP		364	223	38%	587
FOUNTAIN MANOR HEALTH AND REHAB CENTER	1	566	20	3%	587
HEALTH CENTER AT BRENTWOOD	1	537	47	8%	585
HOPE HOSPICE AND COMMUNITY SERVICES INC	14	549	21	4%	584
PALM GARDEN OF OCALA		478	100	17%	578
PRINCIPLE LABORATORY	8	552	16	3%	576
The Manor at Blue Water Bay		514	62	11%	576
PALM BEACH COUNTY FIREFIGHTERS HEALTH CLINIC, LLC		490	84	15%	574
ADVENT HEALTH - TIMBERRIDGE ER		490	84	15%	574
MEDICAL VB		451	121	21%	572
TENNESSEE DOH - NASHVILLE	2	504	66	12%	572
NEW YORK HOSPITAL LABORATORIES	1	554	16	3%	571
DOH – INDIAN RIVER		476	93	16%	569
AFC URGENT CARE TYRONE		4	565	99%	569
ECCOLAB GROUP	1	148	419	74%	568
PREMIER MEDICAL CENTER LLC	11	529	28	5%	568
ANCIENT CITY PEDIATRICS	1	539	24	4%	564
DBI HEALTH INC		546	16	3%	562
NEMOURS CHILDERN'S HOSPITAL		453	108	19%	561
RICARDO NAVARRO DO PA		474	85	15%	559
PALM GARDEN OF JACKSONVILLE☐	2	475	80	14%	557
ARCPOINTS LABS		487	70	13%	557
WEST GABLES HEALTH CARE CENTER		545	11	2%	556
LAUDERDALE NURSING CENTER LLC	1	535	19	3%	555
MINUTECLINIC LLC #3281		469	85	15%	554
The Sands at South Beach		549	4	1%	553
VETERANS AFFAIRS MEDICAL CENTER - GAINESVILLE		3	550	99%	553
VETERANS AFFAIRS MEDICAL CENTER - BAY PINES		18	533	97%	551
FIRST CHOICE PEDIATRICS		435	114	21%	549
NURSING PLUS OF BROWARD LLC	1	526	22	4%	549
MEMORIAL PEMBROKE 24/7 CARE CENTER		423	126	23%	549
HOSPICE OF THE FLORIDA SUNCOAST,THE		544	5	1%	549
BENTON PEDIATRICS INC		490	58	11%	548
VITAE DIAGNOSTICS		534	13	2%	547
CITRUS NURSING CENTER LLC		500	47	9%	547
THE PALACE AT HOMESTEAD	1	524	21	4%	546
NCF DIAGNOSTICS & DNA TECHNOLOGIES	15	213	318	58%	546

COVID-19: testing by laboratory

Data through Apr 30, 2021 verified as of May 1, 2021 at 09:25 AM

Data in this report are provisional and subject to change.

The numbers in the table below represent the number of Florida and non-Florida residents for whom test results were received by the Department of Health. A person can be tested by more than one laboratory and can have both positive and negative results. **Therefore, the sum of the numbers in each column will be larger than the total number of people tested.**

Reporting lab	Inconclusive	Negative	Positive	Percent positive	Total
ADDINGTON PLACE AT WELLINGTON GREEN		534	11	2%	545
FLORIDA HOSPITAL HEARTLAND MED CTR LAKE PLACID		428	117	21%	545
COASTAL URGENT CARE		428	116	21%	544
DOCTORS CENTER,THE		432	111	20%	543
EXPERTUS LABORATORIES INC		448	95	17%	543
SUNSHINE URGENT CARE LLC		387	154	28%	541
LIFE CARE CENTER OF WINTER HAVEN		520	20	4%	540
NORTH FLORIDA REHABILITATION & SPECIALTY CARE☐		531	9	2%	540
CHAUTAUQUA REHABILITATION AND NURSING CENTER		527	11	2%	538
RIVER GARDEN HEBREW HOME FOR THE AGED		482	56	10%	538
FLOMEDILAB		301	236	44%	537
Good Samaritan Society Kissimmee Village		469	66	12%	535
SANDBAY URGENT CARE		433	100	19%	533
HERON POINTE HEALTH AND REHABILITATION	1	527	3	1%	531
JACKSON MEMORIAL LONG TERM CARE CENTER		498	33	6%	531
JACKSON MEMORIAL PERDUE MEDICAL CENTER		501	29	5%	530
PLANT CITY PEDIATRICS	1	418	110	21%	529
STEWARD SEBASTIAN RIVER MEDICAL CENTER		472	57	11%	529
MEDICAL CENTER CLINIC-IMMEDIATE CARE	1	423	104	20%	528
MED FAST URGENT CARE CENTER		260	268	51%	528
PALM GARDEN OF WINTER HAVEN	3	509	16	3%	528
PORT SAINT LUCIE HOSPITAL		517	10	2%	527
PEDIATRIC ASSOCIATES OF OCALA PA		487	40	8%	527
Solaris Healthcare Daytona	2	477	48	9%	527
LIFE CARE CENTER OF PALM BAY☐		499	28	5%	527
BROWARD PARTNERSHIP	6	512	8	2%	526
Palm Garden of Largo		520	4	1%	524
DEPT OF VA MEDICAL CENTER - MIAMI	1	497	25	5%	523
ORLANDO HEALTH CENTER FOR REHABILITATION		507	15	3%	522
DIGNITY HEALING, LLC		503	19	4%	522
BAPTIST PRIMARY CARE, INC		490	31	6%	521
FLORIDA DEPARTMENT OF HEALTH CLAY COUNTY	1	421	99	19%	521
HILLCREST HEALTH CARE & REHABILITATION CENTER	3	501	15	3%	519
SUSANNA WESLEY HEALTH CENTER		482	37	7%	519
ENZO CLINICAL LABS INC	3	488	26	5%	517
LITTLE PINE PEDIATRICS PLLC	3	453	61	12%	517
SOLARIS HEALTHCARE OSCEOLA		492	25	5%	517
CARENOW	2	286	229	44%	517
ST CLOUD REGIONAL MEDICAL CENTER CLINICAL LAB		394	123	24%	517
MAGNOLIA FAMILY URGENT CARE		468	48	9%	516
ORLANDO ORTHOPAEDIC OUTPATIENT SURGERY CENTER LLC		510	4	1%	514
PEDIATRICS BY THE SEA		484	30	6%	514
MEDFAST URGENT CARE CENTERS		231	283	55%	514
MEMPHIS PATHOLOGY LABORATORY	5	485	24	5%	514
PARKLANDS FACILITY INC	4	466	42	8%	512
MIDWAY SPECIALTY CARE CENTER	3	395	114	22%	512
NEW PLANT CITY FAMILY CARE	1	283	228	45%	512

COVID-19: testing by laboratory

Data through Apr 30, 2021 verified as of May 1, 2021 at 09:25 AM

Data in this report are provisional and subject to change.

The numbers in the table below represent the number of Florida and non-Florida residents for whom test results were received by the Department of Health. A person can be tested by more than one laboratory and can have both positive and negative results. **Therefore, the sum of the numbers in each column will be larger than the total number of people tested.**

Reporting lab	Inconclusive	Negative	Positive	Percent positive	Total
ORLANDO VA MEDICAL CENTER		2	509	100%	511
MANOR AT CARPENTERS		479	32	6%	511
THE VILLAGES REGIONAL HOSPITAL FREESTANDING		463	47	9%	510
PW WINDERMERE SUBTENANT LLC		504	3	1%	507
WHITE-WILSON MEDICAL CENTER - NICEVILLE		456	50	10%	506
Solaris HealthCare Windermere		472	33	7%	505
FLO-MEDILAB SERVICES LLC		194	311	62%	505
GANDY CROSSING CARE CENTER	1	488	16	3%	505
FLORIDA STATE HOSPITAL CLINICAL LABORATORY		502	3	1%	505
STARKE FAMILY MEDICAL CENTER		412	93	18%	505
JAMES A HALEY VETERANS HOSPITAL			504	100%	504
Ocala Health and Rehabilitation Center		481	23	5%	504
EMERALD COAST PEDIATRICS & ADOL		439	65	13%	504
ASCEND CLINICAL	7	415	81	16%	503
TRINITY REGIONAL REHAB CENTER		477	24	5%	501
UNIVERSITY OF CENTRAL FLORIDA HEALTH SERVICES		479	21	4%	500
CLINICAL PATHOLOGY LABS		388	112	22%	500
KINDRED HOSPITAL	10	468	22	4%	500
ATLANTIC SHORES NURSING AND REHAB CENTER	1	487	11	2%	499
NORTH FLORIDA RETIREMENT VILLAGE		494	4	1%	498
BROOKSVILLE HEALTHCARE CENTER LLC☐		485	13	3%	498
BONIFAY NURSING AND REHAB CENTER		466	31	6%	497
ENCOMPASS HEALTH REHABILITATION HOSPITAL OF SUNRISE	8	482	7	1%	497
TIDEWELL HOSPICE INC	2	487	7	1%	496
GOOD SAMARITAN CENTER		493	3	1%	496
MOOSEHAVEN HEALTH CENTER		452	44	9%	496
PINES OF SARASOTA		487	9	2%	496
DAVITA LABS	4	490			494
NEW YORK PRESBYTERIAN - CUMC CLINICAL		473	20	4%	493
Cypress Cove Care Center		392	100	20%	492
VITAS LUTHERAN TOWERS INPATIENT PROGRAM		426	65	13%	491
PENSACOLA PEDIATRICS MILTON		433	58	12%	491
FAIRWAY OAKS CENTER LLC	6	478	6	1%	490
ASSOCIATESMD MEDICAL GROUP INC		418	72	15%	490
Quest Diag Unspecifd	1	326	163	33%	490
CONSULATE HEALTH CARE OF BAYONET POINT	4	476	10	2%	490
SOLARIS HEALTHCARE MERRITT ISLAND		428	58	12%	486
VITAS HEALTHCARE CORPORATION		481	5	1%	486
INNOVATIVE GENOMICS, LLC	3	443	39	8%	485
MEDIPATH		57	428	88%	485
Consulate Health Care of North Fort Myers		471	13	3%	484
Williston Care Center		421	63	13%	484
EPN URGENT CARE		83	401	83%	484
Life Care Center of Punta Gorda	1	467	15	3%	483
Darcy Hall Of Life Care		467	14	3%	481
HARTS HARBOR HEALTH CARE CENTER		457	24	5%	481
Colonial Lakes Health Care		434	46	10%	480

COVID-19: testing by laboratory

Data through Apr 30, 2021 verified as of May 1, 2021 at 09:25 AM

Data in this report are provisional and subject to change.

The numbers in the table below represent the number of Florida and non-Florida residents for whom test results were received by the Department of Health. A person can be tested by more than one laboratory and can have both positive and negative results. **Therefore, the sum of the numbers in each column will be larger than the total number of people tested.**

Reporting lab	Inconclusive	Negative	Positive	Percent positive	Total
Parkview Rehabilitation Center at Winter Park		469	10	2%	479
AMBULATORY SURGERY CENTER OF BOCA RATON LTD		474	4	1%	478
NAVAL HOSPITAL - JACKSONVILLE		137	340	71%	477
MOBILE MEDICAL ASSOCIATES PL	17	408	52	11%	477
ADVENTHEALTH EXPRESS CARE AT WALGREENS 49TH STREET		405	71	15%	476
LA MER NH LLC☐		468	8	2%	476
MEDSCAN LABORATORY INC	1	256	218	46%	475
THE SPRINGS AT BOCA CIEGA BAY		464	11	2%	475
AMEERAH LABS, LLC	2	388	85	18%	475
HEALTHY STEPS PEDIATRICS		422	51	11%	473
Q ANSWER LAB	1	411	59	13%	471
FLETCHER HEALTH AND REHABILITATION CENTER		468	3	1%	471
CLERMONT HEALTH AND REHABILITATION CENTER		438	32	7%	470
NTD_EUROFINS_AIMS		429	40	9%	469
SANTA ROSA CENTER FOR REHABILITATION AND HEALING		397	71	15%	468
ABBEY DELRAY		461	6	1%	467
TUSKAWILLA NURSING AND REHAB CENTER	2	456	7	2%	465
BROOKDALE PALMER RANCH	1	407	57	12%	465
OKEECHOBEE COUNTY HEALTH DEPT	1	339	125	27%	465
PARTICLE THEORY LABS		440	25	5%	465
MANORCARE HEALTH SERVICES - VENICE		408	56	12%	464
LORI MCAULIFFE MD PA		418	46	10%	464
ELLENTON PEDIATRICS		445	19	4%	464
University Crossing		461	2	0%	463
UNIVERSITY OF TAMPA STUDENT HEALTH AND SHC CLINICAL LABORATORY		295	168	36%	463
BHA TITUSVILLE CLINIC		429	34	7%	463
AZALEA TRACE PHYSICIAN SERVICES		454	7	2%	461
THE PALACE MANAGEMENT - THE PALACE AT CORAL GABLES		458	3	1%	461
FAMILY EXPRESS URGENT CARE		5	456	99%	461
BODYK		450	10	2%	460
SOLARIS HEALTHCARE BAYONET POINT		441	19	4%	460
Manatee Springs Rehabilitation and Nursing Center		438	20	4%	458
FAMILY CARE PARTNERS OF NORTHEAST FLORIDA LLC		379	78	17%	457
Heartland Healthcare of Ft. Myers	1	451	3	1%	455
CLARIDGE HOUSE NURSING CENTER		437	18	4%	455
TREASURE COAST COMMUNITY HEALTH	3	377	75	16%	455
MANOR CARE OF BOYNTON BEACH LLC		429	24	5%	453
VILLAGE DOCTORS OF KEYSTONE		358	94	21%	452
INDIAN RIVER CTR, LLC		399	52	12%	451
ST ANDREWS BAY SKILLED NURSING &		389	61	14%	450
PRO HEALTH		202	248	55%	450
AYERS HEALTH & REHABILITATION CENTER		440	7	2%	447
LIFE HOPE LABS, LLC		433	14	3%	447
HEALTHWORKS MED GROUP OF FLORIDA PA	3	435	9	2%	447
ROLLINS COLLEGE WELLNESS CENTER		130	317	71%	447
SMA SPECIALTY MEDICAL LAB		120	327	73%	447
BOULEVARD REHABILITATION CENTER		431	16	4%	447

COVID-19: testing by laboratory

Data through Apr 30, 2021 verified as of May 1, 2021 at 09:25 AM

Data in this report are provisional and subject to change.

The numbers in the table below represent the number of Florida and non-Florida residents for whom test results were received by the Department of Health. A person can be tested by more than one laboratory and can have both positive and negative results. **Therefore, the sum of the numbers in each column will be larger than the total number of people tested.**

Reporting lab	Inconclusive	Negative	Positive	Percent positive	Total
ORCHARD PARK HEALTH & REHABILITATION		441	6	1%	447
DIAMOND RIDGE HEALTH AND REHABILITATION CENTER		424	22	5%	446
HOLISTIX TREATMENT CENTERS		434	10	2%	444
PALM GARDEN OF WEST PALM BEACH☐	4	424	15	3%	443
ST PETERSBURG PEDIATRICS-SEMINOLE BLVD		370	73	16%	443
EMERITUS AT NAPLES	2	439	1	0%	442
BLOUNTSTOWN REHABILITATION CENTER LLC		334	108	24%	442
ST PETERSBURG PEDIATRICS-PARK BLVD		400	42	10%	442
SAMANTHA WILSON CARE CENTER	4	426	11	2%	441
SEASIDE HEALTH AND REHABILITATION CENTER		380	60	14%	440
PALM BEACH PEDIATRICS PA	2	381	56	13%	439
BROOKDALE LAKE TAVARES		431	8	2%	439
WIMAUMA COMMUNITY HEALTH CENTER		366	73	17%	439
Bardmoor Oaks Healthcare and Rehabilitation Center		422	14	3%	436
ABBOTT DIAGNOSTICS		409	27	6%	436
ONESTOP MEDICAL AND URGENT CARE LLC		384	52	12%	436
WATERMARK LAKE POINTE WOODS LLC		417	18	4%	435
Bayside Care Center	1	414	20	5%	435
GEORGIA PUBLIC HEALTH LABORATORY		404	30	7%	434
APP-UNIPATH, LLC	2	416	15	3%	433
AVECINA MEDICAL JULINGTON	1	240	189	44%	430
AVANTE AT OCALA INC	5	394	31	7%	430
FLORIDA DEPT OF HEALTH IN BREVARD COUNTY	3	364	63	15%	430
HARDEE COUNTY HEALTH DEPARTMENT		347	83	19%	430
Destin Healthcare and Rehabiliation Center	1	387	40	9%	428
DIAGNOSTIC & CLINICAL CARE SERVICES INC DBA		343	85	20%	428
METROPOLITAN HOSPITAL CENTER		419	8	2%	427
MARION AND BERNARD L SAMSON NURSING CENTER		422	4	1%	426
ORCHARD RIDGE CARE AND REHABILITATION CENTER		405	19	4%	424
FLORIDA DEPARTMENT OF HEALTH IN LIBERTY COUNTY	3	324	97	23%	424
PEDIATRIC HEALTH CARE ALLIANCE, PA		381	42	10%	423
PALMS OF SEBRING		384	38	9%	422
FLORIDA HEART & VASCULAR MULTISPECIALTY GROUP PA		319	102	24%	421
LEHIGH REGIONAL MEDICAL CENTER LAB	2	372	47	11%	421
GARCIA CLINICAL LABORATORY		28	392	93%	420
WALGREENS 3173		381	37	9%	418
PruittHealth Panama City	1	353	64	15%	418
NATIONS BEST FAMILY HEALTH CARE		235	182	44%	417
RENAISSANCE AT THE TERRACES		409	8	2%	417
HCSO OCCUPATIONAL HEALTH AND WELLNESS CENTER		334	82	20%	416
Solaris Healthcare Lake Bennet		378	38	9%	416
HEALTH PARK CARE CENTER		407	7	2%	414
FLORIDA DEPARTMENT OF HEALTH		361	53	13%	414
SABAL DIRECT PRIMARY CARE, PA		334	80	19%	414
Timberridge Center for Rehabilitation and Healing		378	35	8%	413
TAMARAC REHABILITATION & HEALTH CENTER		407	6	1%	413
MINUTECLINIC LLC #3671		368	45	11%	413

COVID-19: testing by laboratory

Data through Apr 30, 2021 verified as of May 1, 2021 at 09:25 AM

Data in this report are provisional and subject to change.

The numbers in the table below represent the number of Florida and non-Florida residents for whom test results were received by the Department of Health. A person can be tested by more than one laboratory and can have both positive and negative results. **Therefore, the sum of the numbers in each column will be larger than the total number of people tested.**

Reporting lab	Inconclusive	Negative	Positive	Percent positive	Total
Life Care Center of Ocala		342	70	17%	412
LIFE CARE PONTE VEDRA INC		399	12	3%	411
PENSACOLA PEDIATRICS, PA		392	18	4%	410
HEALTH CENTRAL PARK		343	67	16%	410
CHEEK AND SCOTT DRUGS INC		340	70	17%	410
SUNLAND MARIANNA COX MEDICAL CENTER		367	43	10%	410
BAYSHORE DIAGNOSTICS		362	46	11%	408
BAPTIST PRIMARY CARE INC	1	380	27	7%	408
RITECARE MEDICAL CENTER		318	90	22%	408
TIDE LABORATORIES		362	45	11%	407
SUN COUNTRY PEDIATRICS PLLC	9	361	37	9%	407
BRIDGEWATER PARK HEALTH AND REHAB		374	32	8%	406
BAY VILLAGE OF SARASOTA INC		402	3	1%	405
Bay Breeze Senior Living and Rehabilitation Center		351	53	13%	404
TRI-COUNTY NURSING AND REHABILITATION CENTER INC		389	15	4%	404
BAPTIST HEALTH URGENT CARE AT PLANTATION		334	67	17%	401
UR MEDICINE LABS- CENTRAL LABORATORY		375	26	6%	401
ELMCROFT PINECREST	1	373	27	7%	401
MEDFAST URGENT CARE CENTER		167	231	58%	398
ADVENTHEALTH EXPRESS CARE AT		326	72	18%	398
HARDEE MANOR HEALTH CARE CENTER	1	393	4	1%	398
ROSEWOOD HEALTH AND REHABILITATION CENTER		370	27	7%	397
HENDRY REGIONAL MEDICAL CENTER		115	281	71%	396
SPECIALTY HEALTH AND REHABILITATION CENTER		370	25	6%	395
MINI ER AND URGENT CARE		289	105	27%	394
Coastal Health and Rehabilitation Center		380	12	3%	392
OCEAN VIEW NURSING AND REHAB CENTER		369	22	6%	391
EXCEL PEDIATRICS		332	58	15%	390
Vi at Lakeside Village Skilled Nursing		374	15	4%	389
MADISON FACILITY INC		382	7	2%	389
BARBER		13	376	97%	389
AVANTE AT MT DORA		381	8	2%	389
Stacey Health Care Centers Inc. dba Riverside Care Center		358	30	8%	388
BARTON HEALTH ALLIANCE	3	338	46	12%	387
MY HEALTHY BLUEPRINT BY BAPTIST HEALTH CARE		322	64	17%	386
LASER & SURGERY CENTER OF THE PALM BEACHES☐		383	2	1%	385
SEA BREEZE REHAB AND NURSING CENTER☐		376	9	2%	385
CORAL TRACE HEALTH CARE☐	2	377	5	1%	384
BROOKDALE PADDOCK HILLS	2	378	2	1%	382
ST CATHERINE'S WEST REHABILITATION HOSPITAL		369	13	3%	382
BOCA BIOLISTICS REFERENCE LABORATORY	3	253	126	33%	382
SERENADES IN THE VILLAGES		329	53	14%	382
BAYFRONT MEDICAL		335	47	12%	382
SIGNATURE HEALTHCARE OF NORTH FLORIDA		378	4	1%	382
VILLAGE DOCTORS FAMILY MEDICAL CENTER OF		313	68	18%	381
JACKSONVILLE KIDS PEDIATRICS, PLLC		345	35	9%	380
Solaris Healthcare Coconut Creek		373	7	2%	380

COVID-19: testing by laboratory

Data through Apr 30, 2021 verified as of May 1, 2021 at 09:25 AM

Data in this report are provisional and subject to change.

The numbers in the table below represent the number of Florida and non-Florida residents for whom test results were received by the Department of Health. A person can be tested by more than one laboratory and can have both positive and negative results. **Therefore, the sum of the numbers in each column will be larger than the total number of people tested.**

Reporting lab	Inconclusive	Negative	Positive	Percent positive	Total
Life Care Center at Inverrary		370	10	3%	380
ACCESS MEDICAL CENTER	1	344	33	9%	378
NAIA		377	1	0%	378
24/7 PEDIATRIC CARE CENTERS INC		356	21	6%	377
VETERANS AFFAIRS MEDICAL CENTER - LAKE CITY		52	325	86%	377
solaris Healthcare Parkway	2	355	19	5%	376
BAYA PHARMACY WEST		8	368	98%	376
FAIR HAVENS CENTER, OPCO		368	7	2%	375
ARCPOINT LABS OF SARASOTA MANATEE		292	83	22%	375
LUIS A GHIGLINO MD PA		364	11	3%	375
BAPTIST HEALTH SOUTH FLORIDA - WEST BOCA URGENT CARE		311	64	17%	375
SPRINGTREE REHAB & HEALTH CARE CENTER		349	24	6%	373
KISSIMMEE FACILITY OPERATIONS LLC		349	24	6%	373
ADVANCED AMBULATORY SURGERY CENTER		358	14	4%	372
FL HUD DESTIN, LLC D/B/A GRAND BOULEVARD HEALTH		332	39	11%	371
COLOR GENOMICS, INC.	4	361	6	2%	371
PEACHTREE IMMEDIATE CARE		308	63	17%	371
URGENT CARE BETHESDA	1	318	52	14%	371
MACDILL AIR FORCE BASE		330	41	11%	371
INFORM DIAGNOSTICS		361	9	2%	370
BEAR CREEK NURSING CENTER		364	5	1%	369
EPWORTH VILLAGE RETIREMENT COMMUNITY		363	6	2%	369
ADVENT HEALTH - TAMPA		148	221	60%	369
REHABILITATION CENTER OF LAKE CITY, THE		340	29	8%	369
Solaris HealthCare Imperial		360	8	2%	368
TRENTON MEDICAL CENTER INC DBA PALMS MEDICAL GROUP	4	270	93	25%	367
Palmetto Subacute Care Center		356	11	3%	367
SANFORD LABORATORIES		333	33	9%	366
LAKE EUSTIS HEALTH AND REHABILITATION CENTER		358	8	2%	366
AVON PARK PEDIATRICS INC	3	321	40	11%	364
HOLIDAY CVS LLC DBA CVS/PHARMACY #0440		347	16	4%	363
COMMUNITY HEALTH AND REHABILITATION CENTER		300	63	17%	363
ELMHURST HOSPITAL CENTER	1	331	31	9%	363
HAINES CITY REHABILITATION AND NURSING CENTER		338	24	7%	362
ESTERO ISLAND MEDICAL CENTER		287	75	21%	362
NAPHCARE, INC AT MANATEE COUNTY JAIL		333	26	7%	359
The Care Center at Pinellas Park	1	345	12	3%	358
TAVARES PEDIATRICS		302	56	16%	358
AVANTE AT LEESBURG INC		352	5	1%	357
MANOR CARE OF NAPLES FL LLC		353	4	1%	357
Marshall Health and Rehabilitation Center		307	49	14%	356
RIVERS FAMILY MEDICINE PA		269	87	24%	356
HOLLEY NAVARRE MEDICAL CLINIC		274	80	23%	354
AVENTURA REHAB AND NURSING CENTER		336	17	5%	353
ARGO SENIOR LIVING AT HAVERHILL		332	21	6%	353
COLLIER COUNTY JAIL		351	2	1%	353
MY CLINICAL LAB		223	129	37%	352

COVID-19: testing by laboratory

Data through Apr 30, 2021 verified as of May 1, 2021 at 09:25 AM

Data in this report are provisional and subject to change.

The numbers in the table below represent the number of Florida and non-Florida residents for whom test results were received by the Department of Health. A person can be tested by more than one laboratory and can have both positive and negative results. **Therefore, the sum of the numbers in each column will be larger than the total number of people tested.**

Reporting lab	Inconclusive	Negative	Positive	Percent positive	Total
FAMILY CARE PARTNERS OF NE FLORIDA LLC		278	74	21%	352
VILLAGE AT VIENNA SQUARE,THE☐	6	329	17	5%	352
The Grove Health and Rehabilitation		327	24	7%	351
CORAL BAY HEALTHCARE AND REHABILITATION	1	338	12	3%	351
JACKSONVILLE VA UNIVERSITY OPC	4	337	10	3%	351
FOUNTAIN INN NURSING & REHABILITATION CTR, INC		345	6	2%	351
SOUTHWEST ORLANDO FAMILY MEDICINE, PL		290	59	17%	349
ST JOSEPH'S HOSPITAL LABORATORY		1	348	100%	349
MANORCARE AT LELY PALMS		342	7	2%	349
KEY WEST HEALTH AND REHAB	1	338	8	2%	347
CITY OF PORT SAINT LUCIE		323	24	7%	347
SUNCOAST URGENT CARE		260	86	25%	346
HEALTH DESIGNS		332	14	4%	346
VILLAGE PLACE NH LLC☐		314	32	9%	346
LIFE BRITE	1	328	17	5%	346
SELECT REFERENCE LABORATORIES, LLC	1	333	12	3%	346
USAFSAM/PHE		175	170	49%	345
Avante at St Cloud, Inc.		333	11	3%	344
FLORIDA HEALTH CARE PLANS			344	100%	344
HOSPICE OF LAKE & SUMTER INC	1	334	9	3%	344
GENETIC TECHNOLOGICAL INNOVATIONS, LLC		329	13	4%	342
FRICKS PHARMACY		279	63	18%	342
ADVENT HEALTH CENTRA CARE - PALM COAST		80	262	77%	342
REGENTS PARK OF BOCA RATON☐		336	5	1%	341
POMPANO REHABILITATION AND NURSING CTR		336	5	1%	341
PALMS REHABILITATION AND HEALTHCARE CENTER		302	38	11%	340
Concordia Village of Tampa AL		335	5	1%	340
CRONOS CLINICAL LABORATORY	22	227	91	27%	340
Surrey Place Healthcare and Rehabilitation		337	2	1%	339
LabCorp (Non-Interfaced)	2	130	207	61%	339
MACCLENNY NURSING AND REHAB		320	18	5%	338
JACKSON PLAZA NURSING & REHAB CENTER	6	323	9	3%	338
MEDICAL CENTER AT OCEAN REEF,THE		321	17	5%	338
DEPARTMENT OF HEALTH BUREAU OF FAMILY		330	8	2%	338
HOLISTIC PEDIATRICS GROUP LLC		313	23	7%	336
RULEME CENTER	2	304	30	9%	336
MIAMI CEREBRAL PALSY RESIDENTIAL		334	1	0%	335
KENNEDY PAIN CLINIC GROUP LLC		301	34	10%	335
PHYSICIANS REGIONAL WALK-IN		196	138	41%	334
FLORIDA KEYS PEDIATRICS & ADOLESCENT CENTER		315	18	5%	333
AMERICAN FINNISH NURSING HOME	2	323	8	2%	333
NORTH PINELLAS STATMED QUICK QUALITY CLINICS		236	97	29%	333
GOOD SAMARITAN SOCIETY-DAYTONA		312	21	6%	333
EAST RIDGE RETIREMENT VILLAGE		329	3	1%	332
DELTONA HEALTH CARE		307	24	7%	331
ST LUCIE EMPLOYEE HEALTH & WELLNESS CENTER		320	11	3%	331
LODGE HEALTH AND REHABILITATION CENTER, THE		298	33	10%	331

COVID-19: testing by laboratory

Data through Apr 30, 2021 verified as of May 1, 2021 at 09:25 AM

Data in this report are provisional and subject to change.

The numbers in the table below represent the number of Florida and non-Florida residents for whom test results were received by the Department of Health. A person can be tested by more than one laboratory and can have both positive and negative results. **Therefore, the sum of the numbers in each column will be larger than the total number of people tested.**

Reporting lab	Inconclusive	Negative	Positive	Percent positive	Total
EDGEWATER AT WATERMAN VILLAGE,THE		314	16	5%	330
Life Care Center at Wells Crossing		309	21	6%	330
ROSEN MEDICAL CENTER		287	43	13%	330
ST JUDE CHILDREN'S RESEARCH HOSPITAL		314	15	5%	329
Avante at Inverness		325	3	1%	328
CRYSTAL RIVER HEALTH & REHAB		325	3	1%	328
WESTCHESTER GARDENS LIMITED PARTNERSHIP		319	9	3%	328
PEDIATRICS IN BREVARD PA- ROCKLEDGE		283	45	14%	328
ST JAMES HEALTH AND REHABILITATION CENTER		239	87	27%	326
SILVER CREEK SENIOR LIVING COMMUNITY		321	5	2%	326
PIONEER CLINICAL LAB, LLC		212	113	35%	325
SIGNATURE HEALTHCARE AT THE COURTYARD		277	47	15%	324
ENCOMPASS HEALTH REHABILITATION OF SEA PINES		323	1	0%	324
DAYTONA BEACH HEALTH AND REHAB CENTER		320	2	1%	322
LUTHERAN HAVEN		313	9	3%	322
AFTER HOURS PEDIATRICS INC	1	1	320	99%	322
AVELLINO LAB USA, INC	1	307	13	4%	321
Life Care Center of Sarasota		308	13	4%	321
Avante at Orlando	1	313	6	2%	320
TALLAHASSEE NHHI LLC	1	292	27	8%	320
ACCURATE DIAGNOSTIC LABS, INC		302	18	6%	320
West Melbourne Health and Rehabilitation Center		319	1	0%	320
HEATHER HILL HEALTHCARE CENTER		273	47	15%	320
WILLISTON PEDIATRICS PA	1	280	39	12%	320
SUNRISE DIAGNOSTIC LABORATORY		267	53	17%	320
PruittHealth Santa Rosa		225	94	29%	319
BIOCEPT		297	22	7%	319
HUNT CLUB PEDIATRIC ASSOCIATES, P.A.		270	48	15%	318
PORT CHARLOTTE HMA		280	37	12%	317
APOLLO HEALTH & REHABILITATION		310	7	2%	317
MEDEXPRESS LUTZ		3	313	99%	316
CROSS POINTE CARE CENTER	2	307	6	2%	315
ARDEN COURTS OF TAMPA☐	2	307	6	2%	315
CONCIMED LLC		283	32	10%	315
TIERRA PINES CENTER		302	13	4%	315
HCTB INC		258	57	18%	315
RAPID RELIABLE TESTING NY LLC		303	12	4%	315
BAY COUNTY SHERIFFS OFFICE JAIL FACILITY		262	53	17%	315
CENTERSTONE OF FLORIDA☐		288	26	8%	314
GENESIS MEDICAL LABORATORY MIAMI FL.		83	230	73%	313
HOMESTEAD MANOR	2	270	41	13%	313
STATMED QUICK QUALITY CLINIC AT NORTH PINELLAS		66	246	79%	312
OSPREY LODGE		250	59	19%	309
FIRST CHOICE PEDIATRICS INC		272	37	12%	309
SILVERCREST HEALTH AND REHABILITATION CENTER	3	295	8	3%	306
220 GOLDEN, LLC	1	289	16	5%	306
LAKELAND REGIONAL HEALTH SYSTEMS INC		39	266	87%	305

COVID-19: testing by laboratory

Data through Apr 30, 2021 verified as of May 1, 2021 at 09:25 AM

Data in this report are provisional and subject to change.

The numbers in the table below represent the number of Florida and non-Florida residents for whom test results were received by the Department of Health. A person can be tested by more than one laboratory and can have both positive and negative results. **Therefore, the sum of the numbers in each column will be larger than the total number of people tested.**

Reporting lab	Inconclusive	Negative	Positive	Percent positive	Total
CLARE BRIDGE ORMOND BEACH	1	303			304
PERSONALIZED GENETIC TESTING	3	200	100	33%	303
WHITE WILSON MEDICAL IMMEDIATE CARE NICEVILLE		77	226	75%	303
GULF COAST MEDICAL CENTER		297	6	2%	303
SARAPATH DIAGNOSTICS		172	130	43%	302
HIGHLANDS URGENT CARE			302	100%	302
LAKE PARK OF MADISON		291	11	4%	302
Chatsworth at PGA National, LLC		287	14	5%	301
HAVEN OF OUR LADY OF PEACE INC		292	8	3%	300
CONSULATE HEALTH CARE OF SAFETY HARBOR		293	7	2%	300
ARCPOINT LABS OF ST PETERSBURG		209	91	30%	300
PONTE VEDRA GARDENS		299	1	0%	300
FLORIDA ATLANTIC UNIVERSITY STUDENT HEALTH		247	52	17%	299
DE LUNA HEALTH AND REHABILITATION CENTER		276	23	8%	299
ELLENTON PEDIATRICS PA		280	18	6%	298
BUENA VISTA URGENT CARE		264	34	11%	298
RIVERWOOD HEALTH NH LLC		258	39	13%	297
Sunset Point Center		291	6	2%	297
DISCOVERY VILLAGE AT NAPLES		280	17	6%	297
BROOKDALE DESTIN		284	12	4%	296
CYPRESS COVE		290	6	2%	296
BAYA POINTE NURSING AND REHABILITATION		212	83	28%	295
ALLIANCE PEDIATRICS PA		288	7	2%	295
LONGWOOD FAMILY PRACTICE		226	69	23%	295
renaissance health and rehabilitation center		269	26	9%	295
MIDWAY PRIMARY CARE, LLC	11	183	99	34%	293
AMERICAN ESOTERIC LAB-BIRMINGHAM		289	4	1%	293
USA HEALTH UNIVERSITY HOSPITAL CLINICAL LABORATORY	1	282	10	3%	293
NORTHWEST MEDICAL CENTER CLINICAL LABORATORY		175	118	40%	293
CONEY ISLAND HOSPITAL	1	281	11	4%	293
BIOIQ		243	48	16%	291
ARBOR FACILITY INC		287	4	1%	291
JUPITER MEDICAL CENTER URGENT CARE - STUART		223	68	23%	291
LAKESIDE NEUROLOGIC		278	13	4%	291
HEARTLAND PEDIATRICS OF LAKE PLACID PA	1	254	36	12%	291
ST VINCENT'S AMBULATORY CARE INC DBA	2	249	39	13%	290
Rehabilitation Center for Park Place LLC		278	11	4%	289
PROFESSIONAL URGENT CARE SERVICES		237	52	18%	289
STERLING HOUSE OF DELAND		288	1	0%	289
WESTWOOD HEALTHCARE SNF		243	46	16%	289
DOCTORS MEMORIAL HOSPITAL		158	131	45%	289
PALM GARDEN OF GAINESVILLE	2	285	2	1%	289
AUBURN UNIVERSITY MEDICAL CLINIC		227	62	21%	289
AMERICAN HEALTH ASSOCIATES INC	1	270	18	6%	289
AMERICAN RESEARCH LABS		249	39	14%	288
Terrace Health and Rehab		284	4	1%	288
Solaris Senior Living North Naples ALF		279	9	3%	288

COVID-19: testing by laboratory

Data through Apr 30, 2021 verified as of May 1, 2021 at 09:25 AM

Data in this report are provisional and subject to change.

The numbers in the table below represent the number of Florida and non-Florida residents for whom test results were received by the Department of Health. A person can be tested by more than one laboratory and can have both positive and negative results. **Therefore, the sum of the numbers in each column will be larger than the total number of people tested.**

Reporting lab	Inconclusive	Negative	Positive	Percent positive	Total
W FRANK WELLS NURSING HOME		258	29	10%	287
PAVILION FOR HEALTHCARE, THE		284	3	1%	287
JACKSONVILLE UNIVERSITY	1	270	16	6%	287
CHIPOLA HEALTH AND REHAB		268	18	6%	286
COLLIER PHARMACY		232	54	19%	286
QUICK CARE MED LLC	1	226	59	21%	286
FARAH MEDICAL		271	15	5%	286
SIGNATURE HEALTHCARE OF ORANGE PARK		281	4	1%	285
PROTEUS MOLECULAR AND CLINICAL LAB	1	172	112	39%	285
MEDICATION ROOMS-CSU/CI NURSE STATION	1	271	13	5%	285
PALMS FACILITY INC		269	16	6%	285
CHIPOLA MEDICAL ASSOCIATES, LLC		207	77	27%	284
THE RESIDENCE AT TIMBER PINES	4	254	26	9%	284
LAKE VIEW CARE CENTER AT DELRAY		277	6	2%	283
AURORA DIAGNOSTICS BERNHARDT LABORATORIES PATHOLOGY SERVICE		190	93	33%	283
DAVID SCOTT MADWAR MD PA☐		254	29	10%	283
EHEALTHSCREENINGS, LLC		282			282
SANDY PINES	2	237	43	15%	282
BROWARD NURSING & REHABILITATION CTR	8	259	15	5%	282
WALGREENS 10670		244	37	13%	281
HARBOURWOOD	1	272	7	3%	280
VETERANS AFFAIRS MEDICAL CENTER - MIAMI		2	278	99%	280
BRENTWOOD RETIREMENT COMMUNITY	5	240	34	12%	279
LEESBURG PEDIATRICS		243	36	13%	279
JUPITER MEDICAL CENTER URGENT CENTER		231	48	17%	279
AMELIA MEDICAL CARE		121	158	57%	279
Crossbreeze care center	1	274	2	1%	277
PRUITT HEALTH-SANTA ROSA		275	2	1%	277
WASHINGTON REHAB AND NURSING		267	10	4%	277
D PEDIATRICS		254	23	8%	277
VILLAGES REGIONAL HOSPITAL SURGERY CENTER LLC, THE		218	58	21%	276
HOSPICE OF ST FRANCIS INC☐		269	7	3%	276
MILLENNIUM PHYSICIAN GROUP LLC		239	37	13%	276
Chatham Glen Healthcare and Rehabilitation Center		266	9	3%	275
NASSAU COUNTY JAIL		229	45	16%	274
BOND CLINIC, PA		202	72	26%	274
Glades West Rehabilitation and Nursing Center		266	8	3%	274
STAR CARE		226	47	17%	273
FIRST CHOICE PRIMARY CARE		216	56	21%	272
IMA MEDICAL GROUP		194	78	29%	272
LEHIGH VALLEY GENOMICS		45	225	83%	270
PBC FIREFIGHTER BENEFIT FUND WELLNESS CENTER		225	45	17%	270
PREMIER PLACE AT THE GLENVIEW		261	9	3%	270
ATLANTIC URGENT CARE		186	84	31%	270
FAMILY MEDICAL CARE OF PALM BEACH		190	80	30%	270
ADVENT HEALTH CARE CENTER	9	246	14	5%	269
DOS OF NORTH SHORES NURSING & REHAB CENTER		269			269

COVID-19: testing by laboratory

Data through Apr 30, 2021 verified as of May 1, 2021 at 09:25 AM

Data in this report are provisional and subject to change.

The numbers in the table below represent the number of Florida and non-Florida residents for whom test results were received by the Department of Health. A person can be tested by more than one laboratory and can have both positive and negative results. **Therefore, the sum of the numbers in each column will be larger than the total number of people tested.**

Reporting lab	Inconclusive	Negative	Positive	Percent positive	Total
SHC College Park		266	2	1%	268
SURREY PLACE CARE CENTER		261	7	3%	268
ADVENT HEALTH CENTRA CARE - ORMOND BEACH		113	155	58%	268
VI AT BENTLEY VILLAGE HOME CARE		267	1	0%	268
ST MARK VILLAGE	1	261	5	2%	267
CLINICAL LABS OF HAWAII		262	4	2%	266
FORT MYERS REHABILITATION AND NURSING CENTER		240	26	10%	266
THE PLAYERS CHAMPIONSHIP		265			265
Jacaranda Manor		263	2	1%	265
Cross Gardens Care Center		264	1	0%	265
SERANADES BY SONATA WEST ORANGE		236	29	11%	265
NADAL PEDIATRICS		217	47	18%	264
LAKEVIEW INTERNAL MEDICINE		199	64	24%	263
NORTH FLORIDA PEDIATRICS - MARIANNA		223	40	15%	263
FREEDOM SQUARE NURSING CENTER☐		250	12	5%	262
BRADEN RIVER REHABILITATION CENTER LLC		258	2	1%	260
PATHWAY PHARMACY		216	44	17%	260
CLIFFORD CHESTER SIMS VA NURSING HOME		251	9	3%	260
TRUE NORTH HEALTH NAVIGATION LLC DBA DISPATCHHEALTH	1	214	44	17%	259
TERRACES OF LAKE WORTH CARE CENTER☐		247	12	5%	259
CONSULATE HEALTHCARE OF KISSIMMEE		247	12	5%	259
ADVENT HEALTH - ORLANDO		195	63	24%	258
SEAVIEW NURSING AND REHABILITATION CENTER		248	10	4%	258
FLORIDA WOMAN CARE LABORATORY LLC		232	26	10%	258
AZALEA TRACE		245	13	5%	258
MIAMI JEWISH HEALTH SYSTEMS, INC	4	244	10	4%	258
Sunnyside Nursing Home		254	3	1%	257
MARTIN MEMORIAL MEDICAL CENTER LAB		128	129	50%	257
BAYVIEW CENTER		251	6	2%	257
CAREATC CITY OF TAMPA	14	207	36	14%	257
AVANTE AT ORMOND BEACH INC		248	8	3%	256
MARTIN ACQUISITION 1 LLC DBA		241	14	5%	255
EVENT MED SERVICES LABORATORY		249	5	2%	254
FELLOWSHIP HOME AT THE FAIRWAY LLC		247	7	3%	254
A PLUS PEDIATRICS		222	32	13%	254
CCS - JOSEPH V CONTE		251	2	1%	253
KR at Hillsborough Lakes/Lutz Healthcare		243	10	4%	253
SHELL POINT VILLAGE MEDICAL CENTER		246	7	3%	253
VETERANS AFFAIRS ORLANDO VA MEDICAL CENTER			252	100%	252
HOMESTEAD VILLAGE		241	11	4%	252
STUART - FAIRGROUNDS		219	32	13%	251
BUREAU OF CLINICAL LABORATORIES		209	42	17%	251
BARTRAM CROSSING		251			251
FLORIDA CLINICAL LABORATORY-BIOREFERENCE LABORATORIES		99	152	61%	251
UCC - WELLINGTON		3	246	99%	249
OAKBROOK HEALTH AND REHABILITATION CENTER	1	234	14	6%	249
Avante at Lake Worth, Inc.	1	242	6	2%	249

COVID-19: testing by laboratory

Data through Apr 30, 2021 verified as of May 1, 2021 at 09:25 AM

Data in this report are provisional and subject to change.

The numbers in the table below represent the number of Florida and non-Florida residents for whom test results were received by the Department of Health. A person can be tested by more than one laboratory and can have both positive and negative results. **Therefore, the sum of the numbers in each column will be larger than the total number of people tested.**

Reporting lab	Inconclusive	Negative	Positive	Percent positive	Total
Consulate Health Care of St. Petersburg		242	7	3%	249
CARRINGTON PLACE OF ST PETE LLC		242	6	2%	248
LAKESIDE HEALTH CENTER		246	2	1%	248
ADVENTHEALTH EXPRESS CARE AT WESLEY CH		218	29	12%	247
SPRINGS AT LAKE POINTE WOODS		244	2	1%	246
AVECINA MOBILE		121	125	51%	246
Heritage Healthcare at Tallahassee		239	7	3%	246
Orchid Cove at Sarasota		245	1	0%	246
ADVENT HEALTH - PALM HARBOR ER		197	48	20%	245
ROSEWOOD HEALTHCARE & REHABILITATION CENTER		239	6	2%	245
EDGEWOOD NURSING CENTER		235	10	4%	245
ST AUGUSTINE HEALTH & REHAB CENTER		244	1	0%	245
ST ANTHONYS REHABILITATION HOSPITAL	9	234	2	1%	245
BARBARA O'REILLY MD PA		240	5	2%	245
Flagler Health and Rehabilitation		241	3	1%	244
CARENOW LAKE MARY		45	199	82%	244
REGENTS PARK AT AVENTURA		229	15	6%	244
MALABAR/ADVENT CENTRA CARE		48	196	80%	244
WHITE WILSON MEDICAL CENTER IMMEDIATE CARE		135	108	44%	243
ARCHER HEALTH VENTURES, LLC		217	25	10%	242
PADDOCK RIDGE		239	3	1%	242
TGH		1	241	100%	242
HUNT CLUB PEDIATRIC ASSOCIATES PA		169	73	30%	242
ESCAMBIA COUNTY JAIL	2	177	63	26%	242
life Care Center of Melbourne		224	17	7%	241
GOOD SAMARITAN CARES		236	5	2%	241
AMERICAN HOUSE SENIOR LIVING		189	51	21%	240
WALGREENS 4915	1	214	25	10%	240
PALM GARDEN OF AVENTURA		236	4	2%	240
SOUTHLAND SUITES OF ORMOND BEACH	4	236			240
CLARE BRIDGE OF SARASOTA		238	2	1%	240
STERLING HOUSE OF WINTER HAVEN		237	3	1%	240
SAMIR EBEID MD		216	23	10%	239
KINDRED HOSPITAL THE PALM BEACHES		233	6	3%	239
ORANGE COUNTY HEALTH DEPT		228	11	5%	239
ADVANCED MEDICAL GROUP		2	236	99%	238
FLORIDA HEALTH CARE PLAN INC		2	235	99%	237
Lake Port Square Health Center		219	17	7%	236
GEORGE SAFRAN MD PC		221	14	6%	235
BAY TREE CARE AND REHABILITATION CENTER		197	38	16%	235
OAK HAMMOCK AT THE UNIVERSITY OF FLORIDA		229	6	3%	235
CAREATC, INC.	1	226	8	3%	235
BAY VUE NURSING AND REHABILITATION CENTER		224	11	5%	235
SOLARIS SENIOR LIVING VERO BEACH		226	8	3%	234
XPRESS URGENT CARE- PORT ST. LUCIE		98	136	58%	234
LCS SANDHILL COVE LLC DBA	6	219	9	4%	234
GUEST HOUSE OCALA, THE		224	10	4%	234

COVID-19: testing by laboratory

Data through Apr 30, 2021 verified as of May 1, 2021 at 09:25 AM

Data in this report are provisional and subject to change.

The numbers in the table below represent the number of Florida and non-Florida residents for whom test results were received by the Department of Health. A person can be tested by more than one laboratory and can have both positive and negative results. **Therefore, the sum of the numbers in each column will be larger than the total number of people tested.**

Reporting lab	Inconclusive	Negative	Positive	Percent positive	Total
SUNLIFE PHARMACY		204	29	12%	233
RIVERSIDE RECOVERY OF TAMPA		231	2	1%	233
MANDARIN PEDIATRICS		210	23	10%	233
ARDEN COURTS OF FORT MYERS		226	7	3%	233
PINELLAS CARE CENTER		197	36	15%	233
NORTH FLORIDA PEDIATRICS PA - DUVAL		204	29	12%	233
FORT PIERCE HEALTH CARE		225	7	3%	232
The Ponce Therapy Care Center		228	4	2%	232
GATTOLINE ENTERPRISES, INC. DBA FAMILY CARE PHARMACY		188	44	19%	232
ManorCare Health Services-Palm Harbor	1	229	1	0%	231
Signature healthcare of Jacksonville		226	5	2%	231
Lakewood Nursing Center		198	33	14%	231
CHILDREN MED CARE INC		198	33	14%	231
LYNN HAVEN SPORTS COMPLEX-WALKON CLINIC		21	209	91%	230
FIRSTCARE CLINIC		120	110	48%	230
ST PETERSBURG PEDIATRICS-EAST BAY	1	194	35	15%	230
ARDEN COURTS OF SEMINOLE		187	41	18%	228
MEDICAL CONSULTANTS OF FLORIDA LLC	1	193	34	15%	228
ASCENSION MEDICAL GROUP		5	223	98%	228
MORSELIFE MEMORY CARE RESIDENCE		219	9	4%	228
ADVENT HEALTH - LAKE NONA		193	34	15%	227
ESCAMBIA COUNTY JAIL DETENTION DIVISION		222	5	2%	227
WIREGRASS DIRECT PRIMARY CARE PLLC☐		190	36	16%	226
ALLSOUTH URGENT CARE		52	174	77%	226
PARKS HEALTHCARE & REHABILITATION CTR	4	211	11	5%	226
YOUR FAMILY WALK-IN CLINIC		17	208	92%	225
ABSOLUTE HEALTH INTERNAL MEDICINE AND PEDIATRICS		200	25	11%	225
DOCTORS MEMORIAL FAMILY MEDICINE	2	155	68	30%	225
NSPIRE HEALTHCARE LAUDERHILL		219	6	3%	225
CORAL GABLES NURSING & REHABILITATION CENTER		214	11	5%	225
BORLAND GROOVER CLINIC	1	187	37	16%	225
PARK MEADOWS HEALTH AND REHABILITATION CENTER		224	1	0%	225
DISCOVERY VILLAGE AT MELBOURNE		197	27	12%	224
INN AT ASTON GARDENS, THE		216	8	4%	224
Avante at Melbourne		219	5	2%	224
CORAL REEF NURSING & REHABILITATION CENTER		216	8	4%	224
VITAS HEALTHCARE CORPORATION OF FL		208	15	7%	223
COLONY CLUB ALF,THE	1	209	13	6%	223
CONSULATE HEALTH CARE OF MELBOURNE		218	5	2%	223
LAKE REGIONAL URGENT CARE		12	210	95%	222
FLORIDA MEDICAL CLINIC LLC		145	77	35%	222
PINNACLES PEDS CARE PA		222			222
SACRED HEART HEALTH SYSTEM INC		185	37	17%	222
Signature Healthcare of Ormond		220	2	1%	222
CCS - PAUL REIN DETENTION FACILITY		156	66	30%	222
MCW MENTAL HEALTH LLC		217	4	2%	221
FLAGLER COUNTY DETENTION CENTER		208	13	6%	221

COVID-19: testing by laboratory

Data through Apr 30, 2021 verified as of May 1, 2021 at 09:25 AM

Data in this report are provisional and subject to change.

The numbers in the table below represent the number of Florida and non-Florida residents for whom test results were received by the Department of Health. A person can be tested by more than one laboratory and can have both positive and negative results. **Therefore, the sum of the numbers in each column will be larger than the total number of people tested.**

Reporting lab	Inconclusive	Negative	Positive	Percent positive	Total
Fouraker Hills Rehab and Nursing		212	9	4%	221
CENTRAL FLORIDA HEALTH SERVICES		183	38	17%	221
VIERA DEL MAR HEALTH AND REHABILITATION CENTER		209	12	5%	221
BENDERSON FAMILY SKILLED NURSING AND☐		204	17	8%	221
Kindred Hospital South Florida Hollywood SNU		213	8	4%	221
Boynton Beach Rehabilitation Center	2	213	5	2%	220
CONCORD LIFE SCIENCES LLC	2	201	17	8%	220
FEDERATION CCRC OPERATIONS CORP		218	2	1%	220
SUPERIOR RESIDENCES OF PANAMA CITY BEACH		213	7	3%	220
WOOD LAKE HEALTH AND REHABILITATION CENTER		219			219
ANGELS DIAGNOSTIC GROUP		174	45	21%	219
VILLA MARIA WEST SKILLED NURSING FACILITY		211	8	4%	219
ADVENT HEALTH CENTRA CARE - DAYTONA BEACH		94	125	57%	219
MATHISON RETIREMENT COMMUNITY, INC	1	208	10	5%	219
PEDIATRIC SPECIALISTS MEDICAL GROUP☐	1	193	24	11%	218
MEASE COUNTRYSIDE HOSPITAL		2	216	99%	218
LAKE PORT SQUARE		200	17	8%	217
ST. CLOUD REGIONAL MEDICAL CENTER		199	18	8%	217
MACTOWN, INC		215	2	1%	217
KENILWORTH CARE & REHABILITATION CENTER		200	17	8%	217
BVM THE BRIDGES LLC		215	2	1%	217
THE MANOR AT CARPENTERS		185	32	15%	217
SOUTH BALDWIN REGIONAL MEDICAL CENTER		202	14	6%	216
Hampton Court Nursing and Rehabilitation Center		214	2	1%	216
MIAMI VA HEALTHCARE SYSTEM			216	100%	216
BROOKDALE ATRIM WAY		210	6	3%	216
The Waterford		212	3	1%	215
Taylor Care Center		210	5	2%	215
BONITA PHARMACY		195	20	9%	215
JUNO DERMATOLOGY LLC		197	18	8%	215
GATEWAY/ADVENT CENTRA CARE	1	24	190	88%	215
CLERMONT URGENT CARE		1	214	100%	215
KEY LARGO - LARGO CARGO		193	21	10%	214
Sunrise Health and Rehabilitation Center		206	8	4%	214
BLOCK, NATION, CHASE, AND SMOLEN FAMILY MEDICINE		157	57	27%	214
LIFE CARE CENTER OF PORT ST. LUCIE		201	12	6%	213
BOCA RATON REHABILITATION CENTER	4	205	4	2%	213
San Jose Health & Reabilitation		207	6	3%	213
CONSULATE HEALTH CARE OF WINTER HAVEN		209	4	2%	213
UNIVERSITY OF MIAMI		78	135	63%	213
POCONO MEDICAL CENTER		212	1	0%	213
RITE MEDICAL CARE PC		210	3	1%	213
Consulate Healthcare of West Palm Beach		197	16	8%	213
HEALTHPOINT MED GRP OF THE EMERALD COAST LLC		175	37	17%	212
FULGENT GENETICS	3	166	43	20%	212
LABCORP BURLINGTON	1	157	54	25%	212
ARDEN COURTS OF DELRAY BEACH FL LLC	3	199	10	5%	212

COVID-19: testing by laboratory

Data through Apr 30, 2021 verified as of May 1, 2021 at 09:25 AM

Data in this report are provisional and subject to change.

The numbers in the table below represent the number of Florida and non-Florida residents for whom test results were received by the Department of Health. A person can be tested by more than one laboratory and can have both positive and negative results. **Therefore, the sum of the numbers in each column will be larger than the total number of people tested.**

Reporting lab	Inconclusive	Negative	Positive	Percent positive	Total
HEALTH FIRST - HOLMES REGIONAL MEDICAL CENTER		32	180	85%	212
Bayside Health and Rehabilitation		181	31	15%	212
Royal Oaks Nursing and Rehab		209	1	0%	210
TUSCAN GARDENS OF PALM COAST		204	6	3%	210
GOOD SAMARITAN SOCIETY OF DELAND		199	11	5%	210
GLENRIDGE ON PALMER RANCH,THE		202	8	4%	210
Nspire Health Care Kendall		199	10	5%	209
PATRIOT MEDICAL LABORATORIES		201	8	4%	209
Whispering Oaks	11	175	23	11%	209
PALMS MEDICAL GROUP HIGH SPRINGS		174	35	17%	209
The Palace Nursing and Rehabilitation Center		209			209
HOSPITAL FOR SPECIAL SURGERY		206	3	1%	209
DOLPHIN POINTE HEALTH CARE LLC		185	23	11%	208
REGENCY PARK		190	18	9%	208
LAB CORP	1	120	87	42%	208
HIALEAH SHORES NURSING AND REHAB CENTER		199	8	4%	207
FLORIDA DEPARTMENT OF HEALTH IN TAYLOR COUNTY	1	163	43	21%	207
EDWARD J HEALEY REHAB & NURSING CENTER		206			206
TARPON POINT NURSING AND REHABILITATION CENTER		203	3	1%	206
NEW YORK CITY DEPARTMENT OF HEALTH & MENTAL		171	35	17%	206
ALL SEASONS NAPLES LLC☐		198	8	4%	206
VILLAGE PEDIATRICS LLC		175	31	15%	206
MIRACLE HILL NURSING & REHABILITATION CENTER INC		200	6	3%	206
WORKPLACE SCREENING INTELLIGENCE			205	100%	205
JACKSON COUNTY HEALTH DEPARTMENT		154	51	25%	205
Cross Terrace REhabiitation		203	2	1%	205
PALM HARBOR FAMILY PRACTICE & WALK-IN		157	47	23%	204
SENIOR LIVING VII TAMPA LLC☐	1	194	9	4%	204
PCB CLINIC		159	45	22%	204
PATHGROUP LABS LLC		97	107	52%	204
JACKSONVILLE NURSING AND REHAB CENTER		195	8	4%	203
BROOKDALE OF SPRING HILL	9	192	2	1%	203
ADVENT HEALTH CENTRA CARE - APOPKA NORTH		172	30	15%	202
POLK COUNTY HEALTH DEPARTMENT		178	24	12%	202
BARKLEY PLACE	1	196	5	2%	202
AMA MEDICAL GROUP LLC		169	32	16%	201
Governors Creek Health and Rehabilitation	1	198	2	1%	201
VAMC WEST PALM LAB		5	196	98%	201
NO FLORIDA PEDIATRICS, PA		173	27	14%	200
HERITAGE HEALTHCARE AND REHABILATION CENTER		195	5	3%	200
GRACE PEDIATRICS		168	31	16%	199
AVANTE OF BOCA RATON		198	1	1%	199
ADVENT HEALTH - CARROLLWOOD	4	169	26	13%	199
LAUREL POINT CARE ACQUISITION LLC DBA SANDGATE GARDENS REHAB AND NURSI		171	27	14%	198
NSPIRE HEALTHCARE TAMARAC		158	40	20%	198
Lehigh Acres Health and Rehabilitation		186	12	6%	198
DEPARTMENT OF HEALTH & HUMAN SERVICES		198			198

COVID-19: testing by laboratory

Data through Apr 30, 2021 verified as of May 1, 2021 at 09:25 AM

Data in this report are provisional and subject to change.

The numbers in the table below represent the number of Florida and non-Florida residents for whom test results were received by the Department of Health. A person can be tested by more than one laboratory and can have both positive and negative results. **Therefore, the sum of the numbers in each column will be larger than the total number of people tested.**

Reporting lab	Inconclusive	Negative	Positive	Percent positive	Total
MD NOW MEDICAL CENTERS INC		153	44	22%	197
NADAL PEDIATRICS - VICTORIA STREET (3385)		167	30	15%	197
FORT WALTON REHABILITATION CENTER		158	39	20%	197
PALM GARDEN OF PINELLAS		197			197
BAYA URGENT CARE LLC		167	30	15%	197
RIVERWOOD CENTER,THE☐		186	10	5%	196
ABBIEJEAN RUSSELL CARE CENTER☐		195	1	1%	196
BRUCE S WEST MD	1	193	1	1%	195
WALGREENS #06012		171	24	12%	195
Heritage Park Rehabilitation & Healthcare		177	18	9%	195
CARE CENTERS OF NASSAU		191	3	2%	194
BEACON AT GULF BREEZE, THE	2	181	11	6%	194
VIPEDIATRICS PLLC		178	16	8%	194
JEFFERSON COUNTY HEALTH DEPARTMENT-MONTICELLO		153	41	21%	194
HIGHLANDS LAKE CENTER		188	5	3%	193
FINLAY CLINICAL LABORATORY INC	1	39	153	79%	193
KINDRED HOSPITAL MELBOURNE	1	186	6	3%	193
CHARTER SENIOR LIVING OF PANAMA CITY BEACH		172	21	11%	193
SUMMERFIELD EMERGENCY ROOM		146	47	24%	193
SARNO EXTENDED HOURS		124	69	36%	193
FIRST CHOICE PEDIATRICS SEMORAN		98	94	49%	192
GEORGIA DEPARTMENT OF PUBLIC HEALTH	1	5	186	97%	192
CYPRESS POINT LIVING, LLC		177	15	8%	192
FLORIDA HEALTH CARE PLANS INC		2	190	99%	192
CVS		48	144	75%	192
BRANDON COMMUNITY HEALTH CENTER		165	26	14%	191
HEALTH LINK DIAGNOSTIC LABORATORIES		182	9	5%	191
MAGNOLIA DIAGNOSTICS, LLC	4	158	28	15%	190
GLADES HEALTH CARE CENTER		187	3	2%	190
NEO GENOMICS - FORT MYERS	1	183	6	3%	190
Belleair Healthcare Center		184	6	3%	190
EMBRY RIDDLE AERONAUTICAL UNIVERSITY HEALTH SERVICES		1	189	99%	190
SEMINOLE TRIBE OF FLORIDA		158	32	17%	190
CANTERFIELD OF OCALA, LLC		178	11	6%	189
VIERA MANOR ASSISTED LIVING RESIDENCE		182	7	4%	189
The Inn at Sarasota Bay Club		186	3	2%	189
LAKE WALES OPERATING GROUP LLC		184	5	3%	189
TUSCAN GARDENS OF VENETIA MANAGEMENT COMPANY		175	14	7%	189
PHYSICIANS REGIONAL MEDICAL CENTER - PINE RIDGE		20	169	89%	189
WOMEN'S CARE FLORIDA LABORATORY		183	5	3%	188
OCEAN REEF MEDICAL CENTER		150	38	20%	188
SUNY UPSTATE MEDICAL UNIVERSITY		173	15	8%	188
LIFE CARE CENTER OF ALTAMONTE SPRINGS		157	31	16%	188
BENTON HOUSE AT OAKLEAF		158	30	16%	188
NIGHT LITE PEDIATRICS WINTER GARDEN		144	44	23%	188
HAWKINS FAMILY MEDICINE LLC	1	136	51	27%	188
ZON BEACHSIDE LLC☐		151	37	20%	188

COVID-19: testing by laboratory

Data through Apr 30, 2021 verified as of May 1, 2021 at 09:25 AM

Data in this report are provisional and subject to change.

The numbers in the table below represent the number of Florida and non-Florida residents for whom test results were received by the Department of Health. A person can be tested by more than one laboratory and can have both positive and negative results. **Therefore, the sum of the numbers in each column will be larger than the total number of people tested.**

Reporting lab	Inconclusive	Negative	Positive	Percent positive	Total
NO FLORIDA PEDIATRICS, PA - BRADFORD		157	30	16%	187
WEST COAST FAMILY MEDICAL CARE		152	35	19%	187
US MEDICAL CARE, INC		164	23	12%	187
NORTH BEACH REHABILITATION CENTER		185	2	1%	187
PLANTATION NURSING & REHAB CENTER		187			187
ARDEN COURTS OF LARGO FL, LLC		165	22	12%	187
AMERICAN FAMILY MEDICAL LLC		143	43	23%	186
HEARTLAND SOUTH JACKSONVILLE OF JACKSONVILLE FL ,		186			186
CSL PLASMA		31	155	83%	186
ANTHEM LAKES LLC		151	35	19%	186
BAPTIST HEALTH PRIMARY CARE	1	134	50	27%	185
CANTERFIELD OF CLAY COUNTY		147	38	21%	185
PEDIATRICS OF GREATER ORLANDO		157	28	15%	185
PPC-LAB EDI ORCHARD BI		176	9	5%	185
ADVENT		172	13	7%	185
ROSECASTLE OF ZEPHRHILLS		182	3	2%	185
BAY EDUCATORS WELLNESS CENTER		126	58	32%	184
ST. JAMES BAY HEALTH AND REHABILITATION CENTER		183	1	1%	184
PRIMECARE OF DOTHAN		130	54	29%	184
BROOKDALE ORANGE PARK		182	2	1%	184
EXOSOME DIAGNOSTICS	1	163	19	10%	183
WEST		162	21	11%	183
ADVENT HEALTH CENTRA CARE - WESLEY CHAPEL		13	170	93%	183
RDV SPORTSPLEX PEDIATRICS		154	29	16%	183
WALGREENS #04809	1	160	21	12%	182
MINUTECLINIC DIAGNOSTIC OF TEXAS, LLC		165	17	9%	182
Emory L Bennett State Veterans Nursing Home		178	3	2%	181
EAST NEW YORK DIAGNOSTIC AND TREATMENT		171	9	5%	180
STERLING HOUSE OF PUNTA GORDA		179	1	1%	180
BRIGHTON EGGERT PHARMACY INC		173	7	4%	180
GULFCOAST PEDIATRICS		168	11	6%	179
KINDRED HOSPITAL - SOUTH FLORIDA		175	4	2%	179
NORTH FLORIDA INTERNAL MEDICINE PA		145	34	19%	179
QUEENS HOSPITAL CENTER	1	168	10	6%	179
MOBILE INFIRMARY MED CENTER PATH LAB		164	15	8%	179
MERCY MEDICAL URGENT CARE CENTER INC		122	56	31%	178
MID FLORIDA PATHOLOGY LLC MOBILE UNIT #4		125	53	30%	178
LAKEVIEW TERRACE RETIREMENT COMMUNITY		159	19	11%	178
CAYUGA MEDICAL CENTER AT ITHACA		173	5	3%	178
PEDIATRIC ASSOCIATES AT ARGYLE PA		171	7	4%	178
QUALITY URGENT CARE AND WELLNESS PL	3	127	47	27%	177
ROSECASTLE OF CITRUS		147	30	17%	177
ADVENT HEALTH CENTRA CARE - CARROLLWOOD		5	172	97%	177
TRADITION MEDICAL CENTER LABORATORY		55	122	69%	177
FLORIDA DEPARTMENT OF HEALTH IN ALACHUA COUNTY -		162	14	8%	176
GENE BY GENE		61	115	65%	176
FHMG-FLORIDA HOSPITAL MEDICAL GROUP		150	26	15%	176

COVID-19: testing by laboratory

Data through Apr 30, 2021 verified as of May 1, 2021 at 09:25 AM

Data in this report are provisional and subject to change.

The numbers in the table below represent the number of Florida and non-Florida residents for whom test results were received by the Department of Health. A person can be tested by more than one laboratory and can have both positive and negative results. **Therefore, the sum of the numbers in each column will be larger than the total number of people tested.**

Reporting lab	Inconclusive	Negative	Positive	Percent positive	Total
KINDRED HOSPITAL SOUTH FLORIDA		141	35	20%	176
ASTON GARDENS AT PELICAN MARSH		169	7	4%	176
SUWANNEE VALLEY NURSING CENTER		162	14	8%	176
ORLANDO HEALTH EMERGENCY DEPARTMENT		163	12	7%	175
Madison Health and Rehabilitation Center		139	36	21%	175
ARDEN COURTS OF PALM HARBOR		154	20	11%	174
CENTRAL FLORIDA HEALTHCARE GROUP LLC		151	23	13%	174
ANCHOR CARE AND REHABILITATION CENTER		173	1	1%	174
BAYCARE HEALTH SYSTEMS	1	6	167	96%	174
COASTAL INTERNAL MEDICINE		134	40	23%	174
Signature Healthcare of Palm Beach		172	2	1%	174
WOODBRIDGE FACILITY INC		166	6	3%	172
URGENT CARE OF THE PALM BEACHES, NORTH PALM BEACH			172	100%	172
BROOKDALE FORT MYERS THE COLONY		167	4	2%	171
TERRACE AT HOBE SOUND, THE	1	158	12	7%	171
SOMERBY LAKE NONA		164	7	4%	171
HAZELDEN FLORIDA	1	163	7	4%	171
MINUTECLINIC DIAGNOSTIC		160	10	6%	170
FLORIDA DEPARTMENT OF HEALTH IN WALTON COUNTY		154	16	9%	170
Life Care Center of Orlando		164	5	3%	169
WILTON MANORS HEALTH & REHABILITATION CENTER		160	9	5%	169
FINNISH AMERICAN REST HOME-ALF		167	2	1%	169
HEARTLAND HEALTHCARE AND REHAB CENTER		146	23	14%	169
ADVENT HEALTH CENTRA CARE - TEMPLE TERRACE	1	104	64	38%	169
HARBOR BEACH NURSING AND REHABILITATION CENTER		140	28	17%	168
WESLEY HAVEN VILLA	1	132	35	21%	168
PANAMA CITY DEVELOPMENTAL CENTER☐		168			168
OSPREY VILLAGE AT AMELIA ISLAND LTD		157	10	6%	167
MEADOWCREST FAMILY PHYSICIANS		98	69	41%	167
ANYLABTEST NOW		158	8	5%	166
Peninsula Care and Rehab		154	12	7%	166
ADVENTHEALTH MEDICAL GROUP FAMILY MEDICINE AT		126	40	24%	166
CITRUS HEALTH AND REHAB		132	33	20%	165
THE ARLINGTON OF NAPLES INC.		162	3	2%	165
BROOKDALE BONITA SPRINGS		162	3	2%	165
NORTH PORT REHABILITATION AND NURSING CENTER☐		163	1	1%	164
WRIGHTS HEALTH CARE AND REHABILITATION CENTER		134	30	18%	164
KRYSTAL BAY NURSING AND REHABILITATION		158	6	4%	164
JPR URGENT MEDICAL CARE		158	5	3%	163
ATMORE COMMUNITY HOSPITAL LABORATORY		134	29	18%	163
PROMPT CARE OF CENTRAL FLORIDA			163	100%	163
TRI COUNTY NURSING HOME		162	1	1%	163
HOSPICE OF THE TREASURE COAST		158	5	3%	163
PRECISION GENETICS, INC		157	6	4%	163
ISLAND HEALTH AND REHABILITATION CENTER		159	4	2%	163
Nemours Children's Urgent Care		80	83	51%	163
BRADENTON HEALTH CARE		163			163

COVID-19: testing by laboratory

Data through Apr 30, 2021 verified as of May 1, 2021 at 09:25 AM

Data in this report are provisional and subject to change.

The numbers in the table below represent the number of Florida and non-Florida residents for whom test results were received by the Department of Health. A person can be tested by more than one laboratory and can have both positive and negative results. **Therefore, the sum of the numbers in each column will be larger than the total number of people tested.**

Reporting lab	Inconclusive	Negative	Positive	Percent positive	Total
SOUTH GEORGIA MEDICAL CENTER		110	52	32%	162
MAINSTREAM DIAGNOSTIC LABORATORY LLC		136	25	16%	161
DESOTO PALMS ALF		155	6	4%	161
ALLCARE MEDICAL CENTERS PC		137	24	15%	161
WALTON PLACE		161			161
TUSCAN ISLE CHAMPIONSGATE OP CO LLC		158	2	1%	160
GREENBRIAR REHABILITATION AND NURSING CENTER	1	159			160
ARCADIA HEALTH AND REHABILITATION CENTER		100	60	38%	160
KEYSTONE REHAB		160			160
F&T MEDICAL RESEARCH, INC		160			160
GRAVITY DIAGNOSTICS		56	104	65%	160
BROOKDALE PENSACOLA		158	1	1%	159
POINTE, THE		131	28	18%	159
WUESTHOFF REF LABORATORY			158	100%	158
CITRUS MEMORIAL HOSPITAL			158	100%	158
MAGNOLIA MEDICAL CLINIC		47	111	70%	158
MINUTECLINIC DIAGNOSTIC OF SOUTH CARO		134	24	15%	158
AMERICAN HOUSE COCONUT POINT		136	21	13%	157
GRAND AVE PHARMACY		112	45	29%	157
DOCTORS MEMORIAL FAMILY PRACTICE	2	119	36	23%	157
BIGGERS FAMILY MEDICINE PA	1	142	14	9%	157
TIMBERRIDGE NURSING HOME & REHAB		123	34	22%	157
CHERRY OAK PALM BEACH COUNTY		149	8	5%	157
ALL FLORIDA FAMILY AND SPORTS MEDICINE		134	23	15%	157
GARDENS HEALTH NH LLC		154	3	2%	157
FAWCETT MEMORIAL HOSPITAL LABORATORY			157	100%	157
MD NOW MEDICAL CENTERS, INC.		121	35	22%	156
WALGREENS 6221		138	18	12%	156
PROVIDENCE HOSPITAL LABORATORY		147	9	6%	156
Englewood Healthcare and Rehab		141	15	10%	156
DIAMOND RIDGE		147	8	5%	155
OCALA CBOC		146	9	6%	155
FAMILY EXTENDED CARE OF CENTRAL TAMPA		137	18	12%	155
PHYSICIAN PARTNERS PERRY		91	64	41%	155
GABISA MEDICAL LLC		154	1	1%	155
COCOA BEACH/ADVENT CENTRA		41	114	74%	155
CORE BIO LABS		76	78	51%	154
PALMETTTO FACILITY INC	1	153			154
FAWCETT MEMORIAL HOSPITAL-LAB		39	115	75%	154
CARE RESOURCE COMMUNITY HEALTH CENTERS INC		147	7	5%	154
PRUITT HEALTH		152	2	1%	154
SACRED HEART MEDICAL GROUP URGENT CARE		126	27	18%	153
SUNNY HILLS ALF OF SEBRING INC		140	13	8%	153
WILLOW BROOKE COURT AT AZALEA TRACE		149	3	2%	152
LABORATORY OF FLORIDA		97	55	36%	152
NAPHCARE, INC.		142	10	7%	152
AEGIS MEDICAL GROUP		128	24	16%	152

COVID-19: testing by laboratory

Data through Apr 30, 2021 verified as of May 1, 2021 at 09:25 AM

Data in this report are provisional and subject to change.

The numbers in the table below represent the number of Florida and non-Florida residents for whom test results were received by the Department of Health. A person can be tested by more than one laboratory and can have both positive and negative results. **Therefore, the sum of the numbers in each column will be larger than the total number of people tested.**

Reporting lab	Inconclusive	Negative	Positive	Percent positive	Total
CLEARWATER STATMED QUICK QUALITY CLINICS		43	109	72%	152
CRANE CENTER		121	31	20%	152
REFUAH HEALTH CENTER LABORATORY		143	8	5%	151
PALM BEACH COUNTY HEALTH DEPT LAB	4	140	7	5%	151
MACKOUL PEDIATRICS FORT MYERS		130	21	14%	151
ORANGE COUNTY CORRECTIONS HEALTH SERVICES		121	30	20%	151
NAVARRE GARDENS LLC		126	25	17%	151
TGH URGENT CARE – SEMINOLE			151	100%	151
ADVENTHEALTH HOSPICE CARE CENTRAL FLORIDA		147	4	3%	151
REGENCY OAKS HEALTH CENTER		149	2	1%	151
Centre Pointe Health and Rehabilitation Center		140	11	7%	151
CROSSWINDS HEALTH AND REHABILITATION CENTER	1	147	2	1%	150
Lakeside Oaks Care Center		146	4	3%	150
SONATA COCONUT CREEK	2	125	23	15%	150
The Crossroads		149	1	1%	150
GOLD CHOICE SENIOR COMMUNITIES		109	41	27%	150
LEE MEMORIAL HEALTH SYSTEM HEALTH FAIR		143	6	4%	149
OPPENHEIMER PLASTIC SURGERY LLC		144	5	3%	149
OAKHURST CENTER		142	7	5%	149
PRECISION HEALTH RESOURCES, LLC	1	133	15	10%	149
CORNERSTONE MEDICAL CARE OF BRANDON PL		121	28	19%	149
MEMORY CARE OF NAPLES		147	1	1%	148
ST JOHNS COUNTY DETENTION CENTER		148			148
SEAGRASS VILLAGE FLEMING ISLAND		111	37	25%	148
MED COMP SCIENCES		3	145	98%	148
LONGWOOD CARDIOLOGY			148	100%	148
MILLENNIUM LAB SERVICES			148	100%	148
LIFE CARE CENTER OF JACKSONVILLE☐		127	21	14%	148
East Bay Rehabilitation Center		113	35	24%	148
ALLIANCE PEDIATRICS		116	32	22%	148
DAYSPRING VILLAGE		125	22	15%	147
CLINICA HISPANA		1	146	99%	147
SANIBEL INTERNAL MEDICINE, LLC		142	5	3%	147
PROVISTA DIAGNOSTICS, INC		144	3	2%	147
WEDGEWOOD HEALTHCARE CENTER		94	52	36%	146
WINDSOR OF LAKEWOOD RANCH,THE		144	2	1%	146
BOSTON RED SOX CLUB LP		144	2	1%	146
MINUTECLINIC LLC #4987		129	17	12%	146
Quail Run Health Care Center		146			146
REGENCY CARE OF BLOUNTSTOWN LLC		135	10	7%	145
BROOKDALE CAPE CORAL		145			145
DAYSPRING SENIOR LIVING LLC		143	2	1%	145
OHI WEST INC		132	13	9%	145
ADVENTHEALTH CENTRA CARE PONCIANA	1	81	63	43%	145
NORTHEAST FLORIDA STATE HOSP-NURSING		143	1	1%	144
GRAND VILLA OF ORMOND BEACH		138	6	4%	144
KINDRED HOSPITAL NORTH FLORIDA	3	133	8	6%	144

COVID-19: testing by laboratory

Data through Apr 30, 2021 verified as of May 1, 2021 at 09:25 AM

Data in this report are provisional and subject to change.

The numbers in the table below represent the number of Florida and non-Florida residents for whom test results were received by the Department of Health. A person can be tested by more than one laboratory and can have both positive and negative results. **Therefore, the sum of the numbers in each column will be larger than the total number of people tested.**

Reporting lab	Inconclusive	Negative	Positive	Percent positive	Total
NCRNC INC		140	4	3%	144
MV MEDICAL PRACTICE DBA PRIMARY URGENT CARE		137	7	5%	144
WILLOWBROOKE COURT AT ST ANDREWS ESTATES		139	5	3%	144
JEFFERY WEINZWEIG		2	141	99%	143
SMILEY MEDICAL GROUP		108	35	24%	143
FG RAPID		138	5	3%	143
OAKS OF KISSIMMEE HEALTH AND REHABILITATION CENTER		140	3	2%	143
LANDMARK HOSPITAL SOUTHWEST FLORIDA LLC		138	5	3%	143
DB MD		126	16	11%	142
SUMMIT MEDICAL GROUP		130	12	8%	142
PORT ST LUCIE REHABILITATION AND HEALTHCARE		98	43	30%	141
TURNING POINT OF TAMPA		133	8	6%	141
LabCorp L#09258090 M#09258105		74	67	48%	141
NOVARI CARE LLC		97	44	31%	141
GATEWAY CARE CENTER		139	2	1%	141
UNITED CLINICAL LABORATORIES		132	9	6%	141
RESEARCH CENTERS OF AMERICA, LLC		117	24	17%	141
CARENOW URGENT CARE - LAKE MARY			140	100%	140
ARDEN COURTS OF LELY PALMS☐		138	2	1%	140
DIAGNOSTIC LABORATORY OF OKLAHOMA		114	26	19%	140
JOHN KNOX VILLAGE OF CENTRAL FLORIDA		134	5	4%	139
GRAND OAKS HEALTH & REHABILITATION		138	1	1%	139
Gulf Coast Healthcare (Longwood Health and Rehab		118	21	15%	139
Lakeside Nursing and Rehabilitation Center	1	112	25	18%	138
COASTAL DETOX		135	3	2%	138
AMERICAN PATHOLOGY PARTNERS		136	2	1%	138
AHEC CLINIC		8	130	94%	138
HIGHLANDS MEDICAL CENTER		135	3	2%	138
GRAND VILLA OF LAKELAND		132	6	4%	138
ADVENT HEALTH CENTRA CARE - CITRUS PARK		9	129	93%	138
ADVENT HEALTH CENTRA CARE - DELAND		28	110	80%	138
MANOR AT BLUEWATER BAY		131	7	5%	138
MANOR CARE OF PALM HARBOR		135	3	2%	138
WELLNOW URGENT CARE PC		136	2	1%	138
DOCTOR'S IN HOUSE LABORATORY		18	119	87%	137
CLARE BRIDGE OF CAPE CORAL	1	136			137
MINUTECLINIC DIAGNOSTIC OF NORTH CAROL		112	25	18%	137
A2Z DIAGNOSTICS		136	1	1%	137
SPRING HAVEN RETIREMENT	1	133	3	2%	137
HARBORCHASE OF VERO BEACH	1	117	19	14%	137
SONATA DELRAY BEACH		125	11	8%	136
PACIFICA SUNRISE☐		128	8	6%	136
ADVENT HEALTH CENTRA CARE - ORANGE CITY	1	53	82	60%	136
VILLAGE ON THE ISLE☐		130	6	4%	136
LONGWOOD HEALTH AND REHABILITATION CENTER		124	12	9%	136
ARIZONA DEPARTMENT OF HEALTH SERVICES		5	131	96%	136
LABCORP RTP		54	82	60%	136

COVID-19: testing by laboratory

Data through Apr 30, 2021 verified as of May 1, 2021 at 09:25 AM

Data in this report are provisional and subject to change.

The numbers in the table below represent the number of Florida and non-Florida residents for whom test results were received by the Department of Health. A person can be tested by more than one laboratory and can have both positive and negative results. **Therefore, the sum of the numbers in each column will be larger than the total number of people tested.**

Reporting lab	Inconclusive	Negative	Positive	Percent positive	Total
BAY REGIONAL URGENT CARE	1	91	43	32%	135
IRL MARKET LAB ALACHUA		104	31	23%	135
OAKS OF CLEARWATER, THE		132	3	2%	135
PEDIATRIC CARE CENTER		135			135
SONATA WEST		133	2	1%	135
BIODESIX, INC.		103	32	24%	135
SEVEN HILLS HEALTH AND REHABILITATION CENTER		119	16	12%	135
STEWARD MEDICAL GROUP		34	100	75%	134
SOUTH CAMPUS FACILITY INC		122	12	9%	134
SONNIS PEDIATRICS PA		118	16	12%	134
SUNY UPSTATE OVERFLOW LABORATORY		134			134
SANDALWOOD NURSING CENTER		127	7	5%	134
ADVANCED MEDICAL CENTER		86	48	36%	134
VITAS HEALTHCARE		122	11	8%	133
ST PETERSBURG PEDIATRICS-MLK JUNIOR BLVD		123	10	8%	133
PEDIATRIC SERVICES AND BREATHING CENTER PA		104	29	22%	133
The Crossings		131	2	2%	133
VIERA VA OPC		127	6	5%	133
AMERICAN HOUSE-BONITA SPRINGS☐		131	1	1%	132
QUALITY URGENT CARE AND WELLNESS		88	44	33%	132
CENTRACARE		18	114	86%	132
DIATHERIX LABORATORIES		76	56	42%	132
ALTERNATIVE LIVING, INC DBA TWIN CITIES PAVILION		129	3	2%	132
VITAS HEALTHCARE CORPORATION OF FLORIDA		128	4	3%	132
MICRO PATH LABORATORIES INC		129	3	2%	132
LAKELAND REGIONAL HEALTH LAKE MIRIAM	3	87	42	32%	132
THE REHABILITATION CENTER OF LAKE CITY		127	5	4%	132
ROHR HOME		127	5	4%	132
OMNI HEALTHCARE, INC		125	7	5%	132
FOUNTAINS OF HOPE LLC, THE		130	1	1%	131
ARBOR TERRACE SAN JOSE LLC	3	126	2	2%	131
Alhambra Health and Rehabilitation		131			131
THE WELLNESS CENTER AT LAKEWOOD RANCH		43	88	67%	131
INTEGRATED REGIONAL LABORATORIES		119	12	9%	131
SUMMIT MEDICAL GROUP PA		118	12	9%	130
CHARLES CROFT MD	1	127	2	2%	130
KINGS BAY PEDIATRICS LLC		124	6	5%	130
COQUINA CENTER		125	5	4%	130
MEYER PEDIATRICS		114	16	12%	130
MOOSEHAVEN LIFE CARE CENTER		130			130
SIGNATURE HEALTHCARE OF PORT CHARLOTTE		123	7	5%	130
ARDEN COURTS OF WEST PALM BEACH		125	5	4%	130
TRI-COUNTY NURSING HOME		117	12	9%	129
SURFSIDE URGENT CARE		106	23	18%	129
TGH URGENT CARE – TYRONE		3	126	98%	129
KEYSTYLE LIVING LLC	1	127	1	1%	129
PANCARE HEALTH GULF COUNTY		101	28	22%	129

COVID-19: testing by laboratory

Data through Apr 30, 2021 verified as of May 1, 2021 at 09:25 AM

Data in this report are provisional and subject to change.

The numbers in the table below represent the number of Florida and non-Florida residents for whom test results were received by the Department of Health. A person can be tested by more than one laboratory and can have both positive and negative results. **Therefore, the sum of the numbers in each column will be larger than the total number of people tested.**

Reporting lab	Inconclusive	Negative	Positive	Percent positive	Total
BMHSI-AEL MICROBIOLOGY LABORATORY	2	102	25	19%	129
LIFESTREAM BEHAVORIAL CENTER		104	25	19%	129
MORTON PLANT HOSPITAL NURSING		2	127	98%	129
QUICK CARE MED PL CR		80	49	38%	129
SUNRISE SENIOR LIVING OF JACKSONVILLE		120	9	7%	129
PANAMA PHARMACY	3	107	18	14%	128
GRAND VILLA OF DELAND		120	8	6%	128
BLOCK NATION CHASE		104	24	19%	128
MINUTECLINIC DIAGNOSTIC OF NORTH CARO		113	15	12%	128
ADVENT HEALTH - FOUR CORNERS ER		93	35	27%	128
SOLARIS SENIOR LIVING OF MERRITT ISLAND		123	5	4%	128
HILLSBOROUGH COUNTY DEVELOPMENTAL CTR☐	1	117	9	7%	127
AVOW HOSPICE INC		127			127
ORANGE PARK PEDIATRICS		116	11	9%	127
SEMINOLE SPORTS AND FAMILY MEDICINE		111	16	13%	127
KINDRED HOSPITAL-BAY AREA-ST PETERSBURG LAB	1	120	6	5%	127
L&S SENIOR CARE DBA ARCADIA OAKS	4	122	1	1%	127
IQBAL A FARUQUI MD☐		93	34	27%	127
EMERALD COAST BEHAVIORAL HOSPITAL		120	7	6%	127
SHOAL CREEK REHABILITATION CENTER		85	42	33%	127
GESSLER CLINIC PA		98	29	23%	127
THE CLUB AND REHABILITATION CENTER		126	1	1%	127
TIFFANY HALL NURSING AND REHAB CENTER		117	9	7%	126
LATE HOURS URGENT CARE		66	59	47%	125
VITAS HEALTHCARE CORP OF FLORIDA		124	1	1%	125
HEARTLAND PHARMACY LAKE PLACID, INC		94	31	25%	125
WINDERMERE MEDICAL CENTER		119	6	5%	125
FLORIDA DEPARTMENT OF HEALTH IN LAKE COUNTY	1	79	45	36%	125
PRIME HEALTH OF NORTH PORT LLC		105	20	16%	125
BROOKDALE PALM COAST		125			125
FLORIDA ATLANTIC UNIVERSITY		116	8	6%	124
NORTH FL SOUTH GA HCS-MALCOM RANDALL VAMC			124	100%	124
Mt Sinai Aventura			124	100%	124
ADVENT HEALTH CENTRA CARE - BRANDON		31	93	75%	124
PALMS EDGE	1	115	8	6%	124
ISLAND URGENT CARE PLLC DBA AFC URGENT CARE		123	1	1%	124
ARBOR GLEN AT ARBOR TRACE	2	113	9	7%	124
MONTEFIORE MEDICAL CENTER LABORATORIES - MOSES		113	10	8%	123
PICH KTM CORP DBA MEDTOWN PHARMACY		106	17	14%	123
FHMG LAKE MARY PEDS		107	16	13%	123
THREE OAKS PHARMACY INC		110	13	11%	123
GENEDX		48	75	61%	123
CITRUS MEMORIAL HEALTH SYSTEM LAB		2	121	98%	123
HOSPICE OF MARTIN & ST LUCIE, INC		120	3	2%	123
PSL NAPLES BH OPERATIONS, LLC		123			123
MINUTECLINIC DIAGNOSTIC OF RHODE ISLAND, LLC #729		118	4	3%	122
WESTCHESTER MEDICAL CENTER	1	116	5	4%	122

COVID-19: testing by laboratory

Data through Apr 30, 2021 verified as of May 1, 2021 at 09:25 AM

Data in this report are provisional and subject to change.

The numbers in the table below represent the number of Florida and non-Florida residents for whom test results were received by the Department of Health. A person can be tested by more than one laboratory and can have both positive and negative results. **Therefore, the sum of the numbers in each column will be larger than the total number of people tested.**

Reporting lab	Inconclusive	Negative	Positive	Percent positive	Total
PARKVIEW HEALTH		121	1	1%	122
PHYSICIANS REGIONAL CLINIC		92	30	25%	122
ARDEN COURTS OF SARASOTA		103	18	15%	121
AESTHETIC SURGERY CENTER OF WINTER PARK, THE	3	113	5	4%	121
GIBBENS FAMILY MEDICAL, LLC		101	20	17%	121
THE COURTYARD ASSISTED LIVING		117	4	3%	121
Sandy Ridge Center for Rehabilitation and Healing		100	21	17%	121
PINELLAS COUNTY JAIL			121	100%	121
EC OPCO CARROLLWOOD LLC		114	7	6%	121
URGENT CARE TCMA			121	100%	121
Crystal Health & Rehab Center		115	6	5%	121
ADVENTHEALTH MEDICAL GROUP PRIMARY CARE		112	9	7%	121
BROOKDALE JENSEN BEACH☐		118	3	2%	121
MY CLINICAL LAB INC		17	103	86%	120
J FRANK AVEY MD		93	27	23%	120
FHMG- FLORIDA HOSPITAL MEDICAL GROUP		106	14	12%	120
FLAGLER COLLEGE HEALTH SERVICES		86	34	28%	120
ARBOR TERRACE ORTEGA LLC	2	116	2	2%	120
HOBDARI FAMILY HEALTH LLC☐		83	37	31%	120
MATHISON RETIREMENT COMMUNITY		114	5	4%	119
PUTNAM COUNTY SHERIFFS OFFICE		109	10	8%	119
Hialeah Nursing And Rehabilitation Center		113	6	5%	119
ADVANCED EMURGENT CARE		28	91	76%	119
MED ONE AT SAINT AUGUSTINE		87	32	27%	119
COASTAL HEALTH AND REHAB		110	9	8%	119
UNIVERSTIY CENTER MEDICAL LLC DBA	1	112	6	5%	119
RDX BIOSCIENCE		60	59	50%	119
PATRICK AIR FORCE BASE		7	111	94%	118
SH HERON EAST LLC☐		103	15	13%	118
HOSPICE OF THE EMERALD COAST INC - PANAMA CITY	2	109	7	6%	118
VILLAS OF HOLLY BROOK - BRADENTON 14TH		116	2	2%	118
ISLAND DOCTORS		23	95	81%	118
BROWARD HEALTH CORAL SPRINGS EPIDEMIOLOGY DEPT		1	117	99%	118
UNIVERSITY HEALTH SYSTEM INC		107	11	9%	118
TUSCAN ISLE OPERATING COMPANY LLC DBA		114	4	3%	118
VIERA HOSPITAL			118	100%	118
NEIGHBORHOOD MEDICAL CENTER		112	5	4%	117
TALLAHASSEE VA OPC		109	8	7%	117
MD 365 MEDICAL CARE		116	1	1%	117
BROOKDALE COLONIAL PARK	2	114	1	1%	117
Golfview Healthcare Center		111	6	5%	117
DELAND WELLNESS CENTER			116	100%	116
SOUTH LAKE PEDIATRICS		99	17	15%	116
BAY PINES MEDICAL ASSOCIATES		1	115	99%	116
WESTWOOD NURSING & REHAB		82	34	29%	116
CONSULATE HEALTH CARE OF SARASOTA☐	1	115			116
LEE COUNTY SCHOOL DISTRICT	1	108	7	6%	116

COVID-19: testing by laboratory

Data through Apr 30, 2021 verified as of May 1, 2021 at 09:25 AM

Data in this report are provisional and subject to change.

The numbers in the table below represent the number of Florida and non-Florida residents for whom test results were received by the Department of Health. A person can be tested by more than one laboratory and can have both positive and negative results. **Therefore, the sum of the numbers in each column will be larger than the total number of people tested.**

Reporting lab	Inconclusive	Negative	Positive	Percent positive	Total
BELVEDERE COMMONS OF FORT WALTON BEACH		106	10	9%	116
TREASURE COAST MEDICAL ASSOCIATES		4	111	97%	115
TREASURE COAST FORENSIC TREATMENT CTR		94	21	18%	115
SUNFLOWER SPRINGS ASSISTED LIVING		105	10	9%	115
CABANA AT JENSEN DUNES, THE		111	4	3%	115
CAREATC		30	85	74%	115
TROPICANA MANUFACTURING COMPANY INC		108	7	6%	115
SOUTH BALDWIN MEDICAL CENTER GULF SHORES		92	23	20%	115
THE POINTE AT CEDAR PARK		114	1	1%	115
LENOX HILL HOSPITAL		105	9	8%	114
UNIVERSITY MEDICAL CENTER SUITES		100	14	12%	114
CSL PLASMA INC		10	104	91%	114
Courtyards of Orlando Care Center		102	12	11%	114
ELAN BUENA VISTA		97	17	15%	114
G & R HEALTH MART PHARMACY		93	20	18%	113
TREASURE COAST PRIMARY CARE		92	21	19%	113
CARE CENTERS OF NASSAU, LLC - HENDRICKS RD		112	1	1%	113
CAN COMMUNITY HEALTH		110	2	2%	112
MINUTECLINIC DIAGNOSTIC OF OHIO LLC		90	22	20%	112
PALM BAY HOSPITAL			112	100%	112
CLEVELAND CLINIC FOUNDATION		12	100	89%	112
ALLIED HEALTH FORT PIERCE		112			112
VRL EUROFINS - HAWAII		112			112
MG PORT CHARLOTTE II SUBTENANT LLC		99	12	11%	111
ALL MY KIDS PEDIATRICS INC		78	33	30%	111
NORTH SHORE MEDICAL LABS	1	103	7	6%	111
HARBORCHASE OF NAPLES		97	14	13%	111
LAKE HOUSE ASSISTED LIVING		93	17	15%	110
DOCTORS CENTER PA,THE		94	16	15%	110
MINUTECLINIC DIAGNOSTIC OF SOUTH CAROLINA, LLC		90	20	18%	110
BLISS HEALTHCARE SERVICES	1	83	25	23%	109
Riviera Health Resort		108	1	1%	109
TREASURE COAST PEDIATRICS PA		103	6	6%	109
CAREMOUNT MEDICAL - PATHOLOGY		105	4	4%	109
AU HEALTH		93	16	15%	109
North Lake Care Center		107	1	1%	108
EVANS HEALTH CARE		106	2	2%	108
ASHRAF MEDICAL GROUP PLLC DBA PULSE MD		105	3	3%	108
EXPRESS DOCS LLC		11	97	90%	108
WHITE PLAINS HOSPTIAL CENTER LAB		103	4	4%	107
Ocala Oaks Rehabilitation Center		101	6	6%	107
BAY VIEW HEALTHCARE		85	22	21%	107
MENORAH HOUSE		106	1	1%	107
NAVY HOSPITAL			107	100%	107
AFTER HOURS PEDIATRICS			106	100%	106
ELMCROFT OF BELLA VITA☐		98	8	8%	106
TOTAL CARE PLUS LLC			106	100%	106

COVID-19: testing by laboratory

Data through Apr 30, 2021 verified as of May 1, 2021 at 09:25 AM

Data in this report are provisional and subject to change.

The numbers in the table below represent the number of Florida and non-Florida residents for whom test results were received by the Department of Health. A person can be tested by more than one laboratory and can have both positive and negative results. **Therefore, the sum of the numbers in each column will be larger than the total number of people tested.**

Reporting lab	Inconclusive	Negative	Positive	Percent positive	Total
Cross Landings Health and Rehabilitation		101	5	5%	106
BAPTIST MEDICAL CENTER SOUTH		84	22	21%	106
325TH MEDICAL GROUP		87	19	18%	106
TREASURE COAST URGENT & FAMILY CARE		72	34	32%	106
NORTH FLORIDA EVALUATION AND TREATMENT CENTER	2	99	5	5%	106
HEART OF FLORIDA REGIONAL MED CTR		35	71	67%	106
BROOKDALE CANOPY OAKS		74	32	30%	106
VILLAGES VA CBOC	2	97	6	6%	105
ST PETERSBURG PEDIATRICS-SEMINOLE		92	13	12%	105
LECONTE MEDICAL CENTER LAB		86	19	18%	105
MAJESTIC OAKS		102	3	3%	105
MEDICAL CONSULTANTS OF FLORIDA DBA	1	90	14	13%	105
VISTA MANOR		92	12	12%	104
PREDICTIVE LABORATORIES, INC	1	90	13	13%	104
ORLANDO LUTHERAN TOWERS ASSISTED LIVING		104			104
EAST RIDGE RETIREMENT VILLAGE INC		104			104
PEDIATRIC CARE CENTER- JACKSONVILLE BEACH		75	29	28%	104
GRANDE, THE□	2	98	4	4%	104
COLONY CARE CENTER		87	16	16%	103
PORT CHARLOTTE REHABILITATION CENTER		89	14	14%	103
ST MARK ASSISTED LIVING CENTER	1	90	12	12%	103
KALEIDA HEALTH CENTER FOR LABORATORY		97	6	6%	103
NORTH CENTRAL BRONX HOSPITAL		98	5	5%	103
ENCOMPASS HEALTH REHABILITATION HOSPITAL OF LARGO		100	3	3%	103
MIAMI BEACH COMMUNITY HEALTH CENTER		2	101	98%	103
GRACE MEDICAL HOME		83	19	19%	102
RARITAN BAY PERTH AMBOY		93	9	9%	102
SUNSHINE GARDENS		101	1	1%	102
PruittHealth Fleming Island		87	15	15%	102
HENNEPIN HEALTHCARE LABORATORY		102			102
BROOKDALE VERO BEACH SOUTH AL		101	1	1%	102
GUIDEWELL EMERGENCY MEDICINE DOCTORS LLC		64	37	37%	101
MACADAMS HOME HEALTH AGENCY		100	1	1%	101
CCS - BROWARD COUNTY JAIL		94	7	7%	101
HAWTHORN HOUSE□		87	14	14%	101
COASTAL LABORATORIES OF FLORIDA		89	12	12%	101
PUBLIC SQUARE PHARMACY LLC		80	21	21%	101
Consulate Health Care of Port Charlotte		98	2	2%	100
ST JOSEPHS HOSPITAL SOUTH HOSPITAL		1	99	99%	100
DOUGLAS T JACOBSON STATE VETERANS HOME		100			100
GLOBAL CENTRAL LABS AT PPD	2	88	10	10%	100
CENTRAL FLORIDA HEALTH CARE		47	53	53%	100
EMERALD COAST CENTER		96	4	4%	100
Consulate Health Care of Jacksonville		85	14	14%	99
LAFAYETTE NURSING AND REHABILITATION CENTER		97	2	2%	99
CHILDRENS CLINIC		48	51	52%	99
PANIRA HEALTHCARE CLINIC		2	97	98%	99

COVID-19: testing by laboratory

Data through Apr 30, 2021 verified as of May 1, 2021 at 09:25 AM

Data in this report are provisional and subject to change.

The numbers in the table below represent the number of Florida and non-Florida residents for whom test results were received by the Department of Health. A person can be tested by more than one laboratory and can have both positive and negative results. **Therefore, the sum of the numbers in each column will be larger than the total number of people tested.**

Reporting lab	Inconclusive	Negative	Positive	Percent positive	Total
DEVANSH LAB WERKS INC		79	20	20%	99
WALGREENS CO		89	10	10%	99
SEMINOLE COUNTY HEALTH DEPARTMENT		79	19	19%	98
VALLEY MEDICAL CENTER		91	7	7%	98
KORGENE LAB	1	28	69	70%	98
CRESTVIEW URGENT CARE	1	20	77	79%	98
FLORIDA COMMUNITY HEALTH CENTERS INC			98	100%	98
HUNTSVILLE HOSPITAL LABORATORY		71	27	28%	98
ENCOMPASS HEALTH REHABILITATION HOSPITAL	98				98
LANDMARK, THE	48		50	51%	98
URINEGOODHANDS LLC	96		2	2%	98
PENNSYLVANIA DEPT OF HEALTH	21		77	79%	98
PLAZA OF HALLANDALE BEACH	98				98
HEALTH CENTERS AT BRENTWOOD	96		1	1%	97
SMS DO PA	81		16	16%	97
MINNESOTA TWINS	92		5	5%	97
PRIMECARE AT TWIN LAKES	2		95	98%	97
WINDSOR OAKS	96		1	1%	97
ARBOR TRAIL	77		20	21%	97
PM PEDIATRICS	84		13	13%	97
SUPERIOR RESIDENCES OF LECANTO	82		15	15%	97
RIDGEWOOD DIAGNOSTIC LABORATORY	92		5	5%	97
HURLBURT FIELD CLINIC	39		58	60%	97
BAYSHORE MEMORY CARE☐	96				96
WE SCREEN LLC	92		4	4%	96
PEDIATRIC ASSOCIATES ORLANDO	82		14	15%	96
LABFIRST - DEPARTMENT OF PATHOLOGY	92		4	4%	96
QPS, LLC	93		3	3%	96
MARKET STREET VIERA	95		1	1%	96
THE TERRACE OF KISSIMMEE	80		15	16%	95
SIGNATURE HEALTHCARE OF MIDDLEBURG	93		2	2%	95
LPG PRIMARY CARE AT SURFSIDE	83		12	13%	95
STONY BROOK UNIVERSITY MEDICAL CENTER	81		14	15%	95
JOHN KNOX VILLAGE OF FLORIDA ALF	1	90	4	4%	95
BARRY UNIVERSITY STUDENT HEALTH SERVICES	52		43	45%	95
ADVENT HEALTH CENTRA CARE - EAST ORLANDO	65		30	32%	95
CROSS CITY REHABILITATION AND HEALTH CARE CENTER	72		23	24%	95
ERIE COUNTY MEDICAL CTR CLINICAL LABS	90		4	4%	94
DIAGNOSTIC SOLUTIONS	3		91	97%	94
BRIDGEVIEW CENTER LLC☐	81		13	14%	94
EAST ALABAMA MEDICAL CENTER LABORATORY	82		12	13%	94
A COUNTRY PLACE ASSISTED LIVING FACILITY	92		2	2%	94
GOLFCREST HEALTHCARE CENTER	94				94
Conway Lakes Health and Rehabilitation Center	93		1	1%	94
ADVENT HEALTH CENTRA CARE - WATERMAN	79		15	16%	94
CATHOLIC HEALTH SERVICES REGIONAL LAB	85		8	9%	93
ALTAMONTE PEDIATRIC ASSOCIATES	31		62	67%	93

COVID-19: testing by laboratory

Data through Apr 30, 2021 verified as of May 1, 2021 at 09:25 AM

Data in this report are provisional and subject to change.

The numbers in the table below represent the number of Florida and non-Florida residents for whom test results were received by the Department of Health. A person can be tested by more than one laboratory and can have both positive and negative results. **Therefore, the sum of the numbers in each column will be larger than the total number of people tested.**

Reporting lab	Inconclusive	Negative	Positive	Percent positive	Total
CATHOLIC HEALTH SYSTEM DEPT LABORATORY		89	4	4%	93
KINDRED AT HOME		84	9	10%	93
PRESERVE AT PALM AIRE	3	90			93
ENCOMPASS HEALTH REHABILITATION HOSPITAL OF SARASOTA		92	1	1%	93
DOCTOR TODAY TLC LLC		52	41	44%	93
ROSECASTLE AT DELANEY CREEK		92	1	1%	93
NEW SMYRNA BEACH URGENT CARE			93	100%	93
Baldwin Pediatrix		81	11	12%	92
CALADIUM PEDIATRICS		79	13	14%	92
SUWANNEE COUNTY SHERIFF OFFICE		89	3	3%	92
Gulfport Rehabilitation Center		89	3	3%	92
DAVITA LABORATORY		69	23	25%	92
GRAND OAKS OF JENSEN BEACH LLC☐		90	2	2%	92
COOPER FAMILY MEDICAL PLLC		71	20	22%	91
AVERO DIAGNOSTICS		67	24	26%	91
PROMEDICA SENIOR LIVING		86	5	5%	91
SONORAN DESERT PATHOLOGY ASSOCIATES		3	88	97%	91
LAKELAND REGIONAL HEALTH GATEWAY CENTER		65	26	29%	91
HERON CLUB AT PRESTANCIA		89	2	2%	91
BAHIA OAKS LODGE		85	6	7%	91
LAKE GIBSON VILLAGE, LLC		88	3	3%	91
MAGNOLIA DIAGNOSTIC		2	89	98%	91
SUN CLINICAL LABORATORIES		90	1	1%	91
FLORIDA PEDIATRIC GROUP		31	60	66%	91
CENTURY CENTER FOR REHABILITATION & HEALING		73	18	20%	91
DEBARY HEALTH AND REHABILITATION CENTER		88	3	3%	91
SHERMAN-ABRAMS LABORATORY INC		84	7	8%	91
VANDERBILT UNIVERSITY MEDICAL CENTER		81	9	10%	90
MEDRITE URGENT CARE		76	14	16%	90
MD 365 MEDICAL CARE PLLC		90			90
Winter Garden Rehab and Nursing Facility		79	11	12%	90
PARK OF THE PALMS INC		89	1	1%	90
INFINITY BIOLOGIX LLC OAKDALE		85	5	6%	90
Lanier Rehab		64	26	29%	90
KEYS MEDICAL GROUP			90	100%	90
MANATEE COUNTY JAIL		89	1	1%	90
JESSIE TRICE COMMUNITY HEALTH SYSTEM, INC		73	17	19%	90
STUART LODGE LIVING LLC		66	23	26%	89
ATRIUM AT LIBERTY PARK☐		85	4	4%	89
Winter Park Care and Rehab		88	1	1%	89
ARLINGTON OF NAPLES INC, THE		89			89
GOOD HEARTS COVID TESTING		46	43	48%	89
EVENTEST, LLC		87	2	2%	89
PERSONAL PEDIATRICS		78	11	12%	89
ST VINCENT'S BIRMINGHAM		82	7	8%	89
NORTH FLORIDA SPINE AND WELLNESS		69	20	22%	89
MAIN STREET MEDICAL CENTER OF CRESTVIEW PA		65	24	27%	89

COVID-19: testing by laboratory

Data through Apr 30, 2021 verified as of May 1, 2021 at 09:25 AM

Data in this report are provisional and subject to change.

The numbers in the table below represent the number of Florida and non-Florida residents for whom test results were received by the Department of Health. A person can be tested by more than one laboratory and can have both positive and negative results. **Therefore, the sum of the numbers in each column will be larger than the total number of people tested.**

Reporting lab	Inconclusive	Negative	Positive	Percent positive	Total
FREEDOM INN AT TARPON SPRINGS		82	7	8%	89
MIAMI SHORES NURSING & REHAB		89			89
INSTITUTE OF PATHOLOGY KINGS COUNTY		86	3	3%	89
JERICHO URGENT CARE		84	4	5%	88
JENNIFER J CHIAVETTA-GRLSANTI DC		71	17	19%	88
ACE BIOMEDICAL LABS LLC		74	14	16%	88
BISHOP GRADY VILLAS		86	2	2%	88
GOVERNOR'S CREEK HEALTH & REHABILITATION		87	1	1%	88
BAYLOR GENETICS		75	13	15%	88
NORTHWESTERN UNIVERSITY CORP		86	1	1%	87
PLYMOUTH HOME FOR ADULTS, INC.	8	78	1	1%	87
CLYDE E LASSEN STATE VETERANS NURSING HOME		62	25	29%	87
HUNTINGTON HOSPITAL LABORATORY		84	3	3%	87
UNIVERSITY OF NEW MEXICO HOSPITAL		87			87
CVS MINUTE CLINIC		3	84	97%	87
PACIFIC ANALYTICS			87	100%	87
EISENHOWER ARMY MEDICAL CENTER		80	7	8%	87
BRANDON HEALTH AND REHABILITATION CENTER	1	85	1	1%	87
Summit Medical Group, Pa Dba Citymd		80	7	8%	87
BEACHES PEDIATRICS PA		82	5	6%	87
NAPHCARE INC		81	6	7%	87
MISIR DRUGS LLC		70	16	19%	86
MIRIMUS CLINICAL LABS	2	37	47	55%	86
WALGREENS #12673		82	4	5%	86
DISCOVERY VILLAGE AT THE FORUM		86			86
CHAMBREL AT ISLAND LAKE		82	4	5%	86
SUNCOAST TECHNICAL COLLEGE SCHOOL OF HEALTH		86			86
BRILLIANCE ASSISTED LIVING		69	17	20%	86
PENSACOLA DEVELOPMENTAL CENTER		67	19	22%	86
CVS NY4098030POCT NEW YORK		84	1	1%	85
MEADOWCREST FAMILY PHYSICIANS PA	1	60	24	28%	85
MEDEXPRESS - BLOOMIN BRANDS		65	20	24%	85
W. FRANK WELLS NURSING HOME		84	1	1%	85
LEVY COUNTY DEPARTMENT OF HEALTH		61	24	28%	85
PRMG - EAST NAPLES	1	73	11	13%	85
ARBOR OAKS AT TYRONE	9	74	2	2%	85
CONCENTRA - FT LAUDERDALE - COMMERCIAL BLVD		84	1	1%	85
CAMPBELL URGENT CARE		15	70	82%	85
LAKE HOWELL FAMILY MEDICINE ASSOCIATES		70	15	18%	85
NITE LITE PEDIATRICS – JACKSONVILLE		76	8	10%	84
PEDIATRIC SERVICES OF AMERICA INC		79	5	6%	84
LABCORP		21	63	75%	84
PINES OF SARASOTA GARDEN		84			84
1ST PRIORITY LAB SERVICES		69	15	18%	84
LONG TERM CARE OF JAY, LLC		63	21	25%	84
AESTHETIC ENHANCEMENTS		84			84
AR ANESTHESIA LLC		82	2	2%	84

COVID-19: testing by laboratory

Data through Apr 30, 2021 verified as of May 1, 2021 at 09:25 AM

Data in this report are provisional and subject to change.

The numbers in the table below represent the number of Florida and non-Florida residents for whom test results were received by the Department of Health. A person can be tested by more than one laboratory and can have both positive and negative results. **Therefore, the sum of the numbers in each column will be larger than the total number of people tested.**

Reporting lab	Inconclusive	Negative	Positive	Percent positive	Total
MID FLORIDA PRIMARY CARE PA		69	14	17%	83
DELCARE PA		66	17	20%	83
MEDICAL PAVILION CLINIC		65	18	22%	83
WALGREENS 2941		79	4	5%	83
PANCARE HEALTH - FREEPORT CLINIC SUITE B		74	9	11%	83
LABCORP EMPLOYER SERVICES		82	1	1%	83
CANOPY ON BERRYHILL, THE		51	32	39%	83
ST VINCENTS PRIMARY CARE		75	8	10%	83
ROYAL CARE OF AVON PARK		80	3	4%	83
UNIVERSITY COMMUNITY HOSPITAL		71	12	14%	83
THE PAVILION FOR HEALTH CARE		72	10	12%	82
HOLMES COUNTY HEALTH DEPARTMENT	1	68	13	16%	82
Lexington Health and Rehabilitation Center		82			82
BROWARD HEALTH MEDICAL CENTER CLINICAL LAB			82	100%	82
SIMEDHEALTH LLC		69	13	16%	82
SANTA BARBARA CARE CENTER		59	22	27%	81
WORLD OF PEDIATRICS LLC		73	8	10%	81
EMERGENCY PHYSICIANS MEDICAL CENTER LLC		58	23	28%	81
ECOLAB GROUP		45	36	44%	81
BIO-TECH CLINICAL LABORATORIES		41	40	49%	81
LAB PLUS, LLC AT SAINT THOMAS WEST HOSPITAL		67	14	17%	81
LAB		29	52	64%	81
CENTRAL FLORIDA PEDIATRICS		38	43	53%	81
WEST VOLUSIA FAMILY AND SPORTS MEDICINE		75	6	7%	81
DAVENPORT PEDIATARICS CLERMONT PA		73	8	10%	81
BALMORAL TENANT SERVICES INC	1	43	36	45%	80
TAMPA BAY CONCIERGE DOCTOR, LLC		76	3	4%	79
THE TRADITION OF THE PALM BEACHES		76	3	4%	79
MICHAEL AKPEKE MD		70	9	11%	79
VETERANS AFFAIRS MEDICAL CENTER - PALO ALTO		28	51	65%	79
LAKE CITY VA MEDICAL CENTER			79	100%	79
EDGEWATER AT WATERMAN VILLAGE		78	1	1%	79
BREVARD HEALTH ALLIANCE INC		76	3	4%	79
GRAND ST PAUL CVS		77	2	3%	79
CENTRAL BALDWIN IMMEDIATE CARE & FAMILY PRACTICE		61	18	23%	79
NORTH SHORE UNIVERSITY HOSPITAL LABORATORY		72	7	9%	79
CBS LABS OF TAMPA LLC		3	76	96%	79
SIMED LABORATORY		63	16	20%	79
BOND CLINIC PA		46	33	42%	79
NEW MEXICO STATE PUBLIC HEALTH DIVISION		78			78
BAYCARE MEDICAL GROUP		71	7	9%	78
DOH-WEST PALM BEACH BRANCH LABORATORY		3	75	96%	78
LAKE SHERIFF		59	19	24%	78
LAKE MORTON PLAZA☐		75	3	4%	78
PRODUCTION HEALTH SAFETY MANAGEMENT		76	2	3%	78
BENTLEY VILLAGE II		67	10	13%	77
PALM RIVER COMMUNITY HEALTH CENTER		68	9	12%	77

COVID-19: testing by laboratory

Data through Apr 30, 2021 verified as of May 1, 2021 at 09:25 AM

Data in this report are provisional and subject to change.

The numbers in the table below represent the number of Florida and non-Florida residents for whom test results were received by the Department of Health. A person can be tested by more than one laboratory and can have both positive and negative results. **Therefore, the sum of the numbers in each column will be larger than the total number of people tested.**

Reporting lab	Inconclusive	Negative	Positive	Percent positive	Total
BENTLEY CARE CENTER		77			77
PANCARE HEALTH - MALONE CLINIC		70	7	9%	77
NOMI HEALTH LAB SERVICES LLC		8	69	90%	77
BOND CLINIC DR ELDEEB		38	39	51%	77
HEALTH FIRST - PALM BAY HOSPITAL		2	75	97%	77
WALGREENS 9627		71	6	8%	77
GEORGE E WEEMS MEMORIAL HOSPITAL LAB		64	13	17%	77
MULBERRY CARE CENTER		67	10	13%	77
ORANGE CITY NURSING AND REHAB		75	2	3%	77
ROCKLEDGE REGIONAL MEDICAL CENTER		36	41	53%	77
STONY BROOK SOUTHAMPTON		75	2	3%	77
THE GOOD SHEPARDS OF DELAND-WEST		76	1	1%	77
SUNCOAST OPTIMAL WELLNESS		23	53	70%	76
WINDSOR REFLECTIONS		75	1	1%	76
CLINICAL PATHOLOGY ASSOCIATES-SONIC REFERENCE LAB		76			76
ASSOCIATED CLINICAL LABORATORIES		68	8	11%	76
PROMEDICA LABORATORIES		21	55	72%	76
DYNAMIC MEDICAL USA			76	100%	76
JACOBI MEDICAL CENTER		71	5	7%	76
BioReference Laboratories, Inc		9	67	88%	76
BARNETT PARK☐		2	74	97%	76
S-H THIRTY-FIVE OPCO- PORT ST LUCIE, LLC	1	75			76
MOBILE PHYSICIAN SERVICES INC		68	8	11%	76
ELLKAY HEALTHCARE DATA PLUMBERS	52	19	4	5%	75
OCOEE PEDIATRICS		67	8	11%	75
ADVENTHEALTH EXPRESSCARE		45	30	40%	75
FLORIDA MEDICAL CLINIC - MULTI SPECIALTY CAMPUS		38	37	49%	75
WATERCREST ST LUCIE WEST	1	69	5	7%	75
FLORIDA MEDICAL CLINIC PA		51	24	32%	75
ORTHOPAEDIC SURGERY CENTER		75			75
ALL CARE URGENT CARE			75	100%	75
ARTHREX MEDICAL CENTER		44	31	41%	75
BROWARD HEALTH MEDICAL CENTER		3	72	96%	75
OAK MANOR NURSING HOME		70	4	5%	74
NOAH CLINICAL LABORATORY		63	11	15%	74
LUTHERAN HAVEN ASSISTED LIVING		74			74
EC OPCO PENSACOLA, LLC		73	1	1%	74
HARMONY CLINIC		1	73	99%	74
SOS MOBILE MEDICAL CARE LLC		62	12	16%	74
BROOKDALE OVIEDO		72	2	3%	74
NORTH FLORIDA PEDIATRICS		57	17	23%	74
SCOTT LAKE HEALTH AND REHABILITATION CENTER		71	3	4%	74
GV NAPLES OPCO, LLC		73	1	1%	74
ROSECASTLE OF JACKSONVILLE LLC		72	1	1%	73
CONSULATE HEALTH CARE – LAKE MARY		72	1	1%	73
MED EXPRESS		6	67	92%	73
MD LABS		46	27	37%	73

COVID-19: testing by laboratory

Data through Apr 30, 2021 verified as of May 1, 2021 at 09:25 AM

Data in this report are provisional and subject to change.

The numbers in the table below represent the number of Florida and non-Florida residents for whom test results were received by the Department of Health. A person can be tested by more than one laboratory and can have both positive and negative results. **Therefore, the sum of the numbers in each column will be larger than the total number of people tested.**

Reporting lab	Inconclusive	Negative	Positive	Percent positive	Total
TOWERS HOME CARE☐		69	4	5%	73
TITUSVILLE FAMILY PRACTICE		17	56	77%	73
AHMG SURGICAL SPECIALIST		73			73
DISCOVERY VILLAGE AT PALM BEACH GARDENS		71	2	3%	73
EVIVIA		70	3	4%	73
THOMAS INTERNAL MEDICINE		61	12	16%	73
CRAIG BERGER MD PL D/B/A BAY AREA EYE INSTITUTE		72			72
HAVEN OF OUR LADY OF PEACE		72			72
ATLAN		63	9	13%	72
MICHAEL A VENAZIO MD		68	4	6%	72
REHAB AND HEALTHCARE CENTER OF CAPE CORAL		72			72
NORTH FLORIDA PHARMACY		63	8	11%	71
AMMON LABS		61	10	14%	71
JOHN D ARCHBOLD MEMORIAL HOSPITAL		68	3	4%	71
STERLING HOUSE OF TALLAHASSEE	3	62	6	8%	71
MINUTECLINIC DIAGNOSTIC OF NEW JERSEY		63	8	11%	71
URGENT CARE USA LLC		2	69	97%	71
INDIGO MANOR☐		22	49	69%	71
Salerno Bay Health & Rehabilitation Center		61	10	14%	71
INN AT ASTON GARDENS AT PELICAN POINTE,THE		67	4	6%	71
CL BRUMBACK PRIMARY CARE CLINICS		17	54	76%	71
ADVANCED LAB		67	4	6%	71
ORLANDO CLINICAL RESEARCH CENTER		68	3	4%	71
ADVENT HEALTH - LAKE MARY		61	10	14%	71
PREMIUM HEALTH SERVICES OF TAMPA BAY LLC		40	30	43%	70
KESHAV RX LLC		57	13	19%	70
USF HEALTH MORSANI CENTER		5	65	93%	70
FAST PACE MEDICAL CLINIC, PLLC		59	11	16%	70
LEE COMMUNITY HEALTHCARE - LEHIGH		60	10	14%	70
SUMMIT AT VENICE	2	63	5	7%	70
SUMTER PEDIATRICS		65	5	7%	70
SUNCOAST COMMUNITY HEALTH CENTERS PEDIATRICS		21	49	70%	70
ISLAND COAST PEDIATRICS		62	8	11%	70
Highlands Regional Hospital		63	7	10%	70
ADVENTHEALTH MEDICAL GROUP MULTISPECIALTY			70	100%	70
DEVELOPMENTAL DISABILITIES DEFENDANT PROGRAM		68	2	3%	70
LEE MEMORIAL HEALTH SYSTEM D/B/A LEE COMMUNITY		64	6	9%	70
CP/AIG PENSACOLA DEVELOPMENT LLC		67	3	4%	70
HERITAGE HEALTHCARE AND REHABILITATION CENTER		69			69
Stratford Court of Palm Harbor		59	10	14%	69
ADVENT HEALTH - CENTRAL PASCO ER		60	9	13%	69
LINCOLN MEDICAL AND MENTAL HEALTH CENTER		66	3	4%	69
SAN JOSE SENIOR CARE LLC	1	43	25	36%	69
PLANTATION GENERAL HOSPITAL CLINICAL LAB		26	43	62%	69
LPG PRIMARY CARE AT PINE ISLAND		56	13	19%	69
MINUTECLINIC DIAGNOSTIC OF KANSAS, PA		60	9	13%	69
NORTH FLORIDA PEDIATRICS - JACKSONVILLE		63	6	9%	69

COVID-19: testing by laboratory

Data through Apr 30, 2021 verified as of May 1, 2021 at 09:25 AM

Data in this report are provisional and subject to change.

The numbers in the table below represent the number of Florida and non-Florida residents for whom test results were received by the Department of Health. A person can be tested by more than one laboratory and can have both positive and negative results. **Therefore, the sum of the numbers in each column will be larger than the total number of people tested.**

Reporting lab	Inconclusive	Negative	Positive	Percent positive	Total
PARKSIDE INN	3	64	2	3%	69
WILSON MEMORIAL REGIONAL MEDICAL CENTER		65	4	6%	69
MEMORIAL MANOR		69			69
SAFARI PEDIATRICS PA		66	2	3%	68
GENPATH			68	100%	68
BIG BOCA SMILES LLC☐		66	2	3%	68
AEL- MEMPHIS		17	51	75%	68
CLEARWATER PAIN MANAGEMENT ASSOCIATES		66	2	3%	68
CAMP BOGGY CREEK		67	1	1%	68
PANCARE HEALTH - JACKSON COUNTY		56	11	16%	67
MEASE MANOR INC		63	4	6%	67
SAMFORD UNIVERSITY HEALTH SERVICES		66	1	1%	67
INTERNAL MEDICINE ASSOCIATES PA		62	5	7%	67
SOMERBY OF SANTA ROSA BEACH		58	9	13%	67
FLORIDA HEALTH CARE		8	59	88%	67
BOND AND STEELE CLINIC, PA		53	14	21%	67
Grand Villa of Clearwater		61	6	9%	67
HEARTLAND PEDIATRIC ASSOCIATES		56	11	16%	67
ERIC C MRSHAL, MD, PC #1842		64	3	4%	67
CITY OF OCALA EMPLOYEE HEALTH AND WELLNESS CENTER		59	7	11%	66
MEDEX MEDICAL EXPRESS OF PALATKA			66	100%	66
ST JOSEPHS CHILDRENS OUTREACH		1	65	98%	66
FAMILY HEALTH CENTER		46	20	30%	66
NEMOURS CHILDRENS PRIMARY CARE OVIEDO		51	15	23%	66
PALM BAY URGENT CARE		28	38	58%	66
ADVENT HEALTH - PALM COAST		2	64	97%	66
VETERANS AFFAIRS MEDICAL CENTER - GULF COAST		27	39	59%	66
AMERICAN FAMILY MEDICAL		53	13	20%	66
OKEECHOBEE URGENT CARE		17	49	74%	66
ADVENT HEALTH CENTRA CARE - WINTER GARDEN		20	46	70%	66
EAST CENTERAL FLORIDA OUTPATIENT IMAGING		44	21	32%	65
EAST HILL PHARMACY		46	19	29%	65
Rehabilitation Center of the Palm Beaches		65			65
CORAL GABLES HOSPITAL			65	100%	65
GOLDEN POND COMMUNITIES		65			65
WADSWORTH HEALTH CENTER		62	3	5%	65
SUMMER VISTA ASSISTED LIVING		38	27	42%	65
DOT DOC SARASOTA		59	6	9%	65
ST FRANCIS HOSPITAL		57	8	12%	65
LAKE CO EMPLOYEE HEALTH AND WELLNESS CENTER		57	8	12%	65
APC PEDIATRICS AT RYE ROAD MEDICAL PARK		63	2	3%	65
HERNANDO COUNTY FIRE RESCUE DISTRICT		31	34	52%	65
NORTH FLORIDA MEDICAL CENTER		59	6	9%	65
HORIZON ALF		64	1	2%	65
TROY REGIONAL MEDICAL CENTER		54	11	17%	65
ORLANDO COVID TEST , LLC		57	8	12%	65
BROOKDALE CENTRE POINTE	1	64			65

COVID-19: testing by laboratory

Data through Apr 30, 2021 verified as of May 1, 2021 at 09:25 AM

Data in this report are provisional and subject to change.

The numbers in the table below represent the number of Florida and non-Florida residents for whom test results were received by the Department of Health. A person can be tested by more than one laboratory and can have both positive and negative results. **Therefore, the sum of the numbers in each column will be larger than the total number of people tested.**

Reporting lab	Inconclusive	Negative	Positive	Percent positive	Total
NXGEN MDX		20	45	69%	65
ERDOX		60	5	8%	65
OUT OF STATE		40	25	38%	65
JOSEPH L MORSE GERIATRIC CENTER	2	59	3	5%	64
SILVER LAKE PEDIATRICS PA		57	7	11%	64
BRADFORD COUNTY HEALTH DEPARTMENT		63	1	2%	64
MINUTECLINIC DIAGNOSTIC OF HAWAII LLC		57	7	11%	64
TRINITY AL SENIOR HOUSING LLC☐		45	19	30%	64
GREENLEAF ALF		63	1	2%	64
VIERA HEALTH AND REHABILITATION CENTER		62	2	3%	64
FLORIDA HEALTH CARE DELAND			64	100%	64
Bon Secours Maria Manor		58	6	9%	64
LPG CONVENIENT CARE AT PINE ISLAND ROAD		58	6	9%	64
Palms at Ponte Vedra Assisted Livning and Memory Care		60	3	5%	63
NICEVILLE URGENT CARE		17	46	73%	63
BURRY'S PHARMACY INC		38	25	40%	63
BEEHIVE HOMES OF GULF BREEZE		47	16	25%	63
MEDLOGIC LABORATORIES		3	60	95%	63
MEDI CLINIC SARASOTA INC		62	1	2%	63
BIOREFERENCE LABORATORIES INC		11	52	83%	63
CINNAMON COVE ALF		62	1	2%	63
DAVID POSNACK JEWISH DAY SCHOOL		63			63
MINUTECLINIC DIAGNOSTIC OF SOUTH CAROL		58	5	8%	63
BIG BEND CARES, INC		55	8	13%	63
TBI RESIDENTIAL SERVICES, INC.		51	11	18%	62
LAKELAND REGIONAL HEALTH		38	24	39%	62
TRINITY URGENT CARE		48	14	23%	62
EVAN R SHAPIRO MD PA		62			62
MENTAL HEALTH CARE INC		53	9	15%	62
EMERALD COAST HOSPICE		61	1	2%	62
DEPT OF VA MED CENTE-WEST PALM BEACH			62	100%	62
CARE CENTERS OF NASSAU LLC MINER ROAD SOUTH		62			62
ST CLOUD PHYSICIAN MANAGEMENT LLC DBA ST CLOUD		28	34	55%	62
OVERLOOK HOSPITAL LABORATORY		57	5	8%	62
MICHIGAN DEPARTMENT OF HEALTH AND HUMAN SERVICES	1		60	98%	61
CDR MAGUIRE INC	1	7	53	87%	61
SUNSHINE PEDIATRICS		60	1	2%	61
INTERNAL MEDICINE SPECIALIST		55	6	10%	61
WASHINGTON REHABILITATION AND NURSING CENTER		51	10	16%	61
RITECARE MED CTR H			61	100%	61
TGH URGENT CARE POWERED BY FAST TRACK			61	100%	61
Arbor Springs Health and Rehab		61			61
CALHOUN COUNTY HEALTH DEPT		32	29	48%	61
CORNERSTONE PEDIATRICS		49	12	20%	61
WAVE CREST HEALTH AND REHABILITATION CENTER		57	3	5%	60
ADVENTHEALTH MEDICAL GROUP FAMILY MEDICINE		55	5	8%	60
STUART REHABILITATION AND HEALTHCARE		44	16	27%	60

COVID-19: testing by laboratory

Data through Apr 30, 2021 verified as of May 1, 2021 at 09:25 AM

Data in this report are provisional and subject to change.

The numbers in the table below represent the number of Florida and non-Florida residents for whom test results were received by the Department of Health. A person can be tested by more than one laboratory and can have both positive and negative results. **Therefore, the sum of the numbers in each column will be larger than the total number of people tested.**

Reporting lab	Inconclusive	Negative	Positive	Percent positive	Total
INTERNAL LAB		50	10	17%	60
GRAND AVENUE RX			60	100%	60
CHILDREN'S HOSPITAL OF ALABAMA		59	1	2%	60
TWIN CREEKS ASSISTED LIVING & MEMORY CARE		57	3	5%	60
MAUREEN OROURKE-FUTEY			60	100%	60
SIDDH INC DBA SAN CARLOS PHARMACY		56	4	7%	60
MARQUIS LABS, LLC		58	2	3%	60
GRAND VILLA OF ALTAMONTE SPRINGS		53	7	12%	60
THE PRESERVE AT CLEARWATER		58	2	3%	60
MINUTECLINIC, LLC		53	7	12%	60
PREMISE HEALTH MIA		22	38	63%	60
PATIENTS CHOICE LAB OF IND, LLC		52	8	13%	60
81ST MEDICAL GROUP		28	32	53%	60
STEINHATCHEE FAMILY MEDICAL CENTER☐	1	50	8	14%	59
KEY WEST MEDICAL CENTER	1	51	7	12%	59
BOCA BIOLISTICS LLC		46	13	22%	59
TUKA PEDIATRICS		7	52	88%	59
ADVENT HEALTH - MOUNT DORA		10	49	83%	59
BIOTECH		52	7	12%	59
VALENCIA HOUSE ALF		57	2	3%	59
UHEALTH AT FISHER ISLAND			59	100%	59
SONATA BOCA RATON		54	5	8%	59
MILLENIUM PHYSICIANS GROUP		1	58	98%	59
S-H THIRTY FIVE OPCO - ORANGE CITY, LLC		49	10	17%	59
FERN PARK DEVELOPMENTAL CENTER		5	54	92%	59
CARDIOLOGY AND MEDICINE ASSOCIATES		43	16	27%	59
GRAND VILLA OF DEL RAY WEST		55	4	7%	59
SOUTHSIDE HOSPITAL NORTHWELL HEALTH LABORATORY		50	9	15%	59
TANVIR H SHAGAR NP		51	7	12%	58
LPG PULMONOLOGY-COCONUT POINT		49	9	16%	58
LAKE INTERNAL MEDICINE ASSOCIATES PA		51	7	12%	58
ALEXANDER NININGER STATE VETERANS		58			58
CAREATC INC BRANDON	14	40	4	7%	58
SARATOGA HOSPITAL LABORATORY		52	6	10%	58
PERSONAL PEDIATRICS PA		54	4	7%	58
BUECHELE DENTAL PA DBA CLERMONT FAMILY DENTISTRY		48	10	17%	58
HEALTHPARK MEDICAL CTR NURSING SVC		58			58
LINCOLN DIAGNOSTIC LAB		56	2	3%	58
Margate Health and Rehabilitation Center		56	2	3%	58
PALM BAY PEDIATRICS		38	20	34%	58
KINDRED HOSPITAL CENTRAL TAMPA BLOOD GAS	1	52	5	9%	58
PIERCE INSTRUMENTS INC		56	2	3%	58
BAYOU GARDENS DUNEDIN LLC		58			58
LONG ISLAND JEWISH MED CTR		52	6	10%	58
COOPER FAMILY MEDICAL, PLLC		48	10	17%	58
KAPG FLEMING ISLAND SENIOR HOUSING OPCO LLC	1	56			57
ALZHEIMERS CARE CENTER OF VIERA LTD		37	20	35%	57

COVID-19: testing by laboratory

Data through Apr 30, 2021 verified as of May 1, 2021 at 09:25 AM

Data in this report are provisional and subject to change.

The numbers in the table below represent the number of Florida and non-Florida residents for whom test results were received by the Department of Health. A person can be tested by more than one laboratory and can have both positive and negative results. **Therefore, the sum of the numbers in each column will be larger than the total number of people tested.**

Reporting lab	Inconclusive	Negative	Positive	Percent positive	Total
TRADITIONAL HOME HEALTH OF PALM BEACH INC		55	2	4%	57
ASCENSION SACRED HEART BAY LABORATORY		54	3	5%	57
FINLAY CLINICAL LABORATORY		20	37	65%	57
MALCOM RANDALL DEPT OF VAMC			57	100%	57
THE CANOPY AT BERRYHILL		57			57
CITYMD OF MANAHAWKIN		55	2	4%	57
GENESIS DERMATOLOGY		53	4	7%	57
ALL AMERICAN URGENT CARE			57	100%	57
VIP WALK IN CLINIC		34	23	40%	57
BLUE SPRINGS SURGERY CENTER		56			56
TIFFANY HALL NURSING AND REHAB		44	12	21%	56
GROWING TOGETHER PEDIATRICS, LLC		50	6	11%	56
CENTRA CARE – LAKE NONA		6	50	89%	56
EAGLES WATCH CLUSTER		47	9	16%	56
HIALEAH HOSPITAL RESPIRATORY DEPT			56	100%	56
Heritage Park Care and Rehabilitation		56			56
SPRING MANOR ASSISTED LIVING		56			56
PATHOLOGY CONSULTANTS OF NEW MEXICO		56			56
ATRIA PARK OF LAKE FOREST (WG HERITAGE LF LLC)		54	2	4%	56
VPA PC LAB		48	8	14%	56
CAPE REGIONAL MEDICAL CENTER		52	3	5%	55
Jupiter Medical Center Pavilion		54	1	2%	55
NEW YORK PRESBYTERIAN - QUEENS DIAGNOSTIC		51	4	7%	55
HOLY NAME HOSPITAL LABORATORY		53	2	4%	55
PREMIER MEDICAL ASSOCIATES ALL FLORIDA LLC		54	1	2%	55
SONATA HUNTERS CREEK		47	8	15%	55
WALGREENS #05625		50	5	9%	55
SUNSHINE PEDIATRICS OF CENTRAL FLORIDA PL		52	3	5%	55
WEST ISLIP URGENT CARE		50	5	9%	55
ENCOMPASS HEALTH REHABILITATION OF ALTAMONTE		50	5	9%	55
LIGHTHOUSE PEDIATRICS OF NAPLES		49	6	11%	55
NITE LITE PEDIATRICS - PORT ST. LUCIE		46	9	16%	55
KENDALL REGIONAL MEDICAL CENTER LAB	3		52	95%	55
LONG ISLAND UNIVERSITY - POST CAMPUS		50	5	9%	55
PENNSYLVANIA DEPARTMENT OF HEALTH BUREAU OF LABORATORIES			55	100%	55
GENTIVA HEALTH SERVICES CERTIFIED INC		52	3	5%	55
ADVENT HEALTH EXPRESS CARE		6	48	89%	54
MIAMI CLINICAL RESEARCH CORP		12	42	78%	54
FAMILY EXTENDED CARE OF PUNTA GORDA		54			54
UNITED LABORATORY SERVICES CORPORATION		38	16	30%	54
FUTURE PEDIATRICS		51	3	6%	54
JUNIPER VILLAGE AT NAPLES		53	1	2%	54
ST. CLOUD MEDICAL GROUP		54			54
CAMBRIDGE SECURITY SERVICES		51	3	6%	54
CLERMONT HEALTH AND REHAB		40	14	26%	54
OPTUMCARE SOUTH FLORIDA, LLC		46	8	15%	54
TGH URGENT CARE - RIVERVIEW			54	100%	54

COVID-19: testing by laboratory

Data through Apr 30, 2021 verified as of May 1, 2021 at 09:25 AM

Data in this report are provisional and subject to change.

The numbers in the table below represent the number of Florida and non-Florida residents for whom test results were received by the Department of Health. A person can be tested by more than one laboratory and can have both positive and negative results. **Therefore, the sum of the numbers in each column will be larger than the total number of people tested.**

Reporting lab	Inconclusive	Negative	Positive	Percent positive	Total
CERTUS MTD OPCP LLC		52	2	4%	54
APOLLOMDX LABS		32	22	41%	54
AIR, LAND & SEA PHYSICALS & CONSULTATIONS, LLC		53	1	2%	54
SARASOTA CO. HEALTH DEPT # 58		40	14	26%	54
Osprey Point Nursing Center		51	2	4%	53
LITTLE NECK URGENT CARE		51	2	4%	53
ORCHID COVE AT DAYTONA		45	8	15%	53
ST ANTHONYS PRIMARY CARE LLC/JACKSON STREET			53	100%	53
BARNES HEALTHCARE OF FLORIDA LLC		49	4	8%	53
CARE 4 U MANAGEMENT, INC			53	100%	53
JFK MEDICAL CENTER NORTH LAB		1	52	98%	53
HOME CARE PHARMACY		53			53
THE MEDICAL GROUP OF SOUTH FLORIDA INC		47	6	11%	53
ALLIANCE COMMUNITY FOR RETIREMENT LIVING		53			53
SOMERSET			53	100%	53
UNIVERSITY OF WEST FLORIDA, THE		52	1	2%	53
QUOTIENT SCIENCES LABS LLC			53	100%	53
ROCHESTER GENERAL HOSPITAL LABORATORY		49	4	8%	53
MISSION OAKS ASSISTED LIVING☐		51	2	4%	53
ADVANCE URGENT CARE CENTER, LLC		11	42	79%	53
BITTINGS APOTHECARY INC		47	6	11%	53
MINUTECLINIC DIAGNOSTIC OF NORTH CAROLINA		50	2	4%	52
MINUTECLINIC DIAGNOSTIC MEDICAL GROUP		48	4	8%	52
CONCENTRA URGENT CARE		48	4	8%	52
BASSETTI MEDICAL RESEARCH INC		35	17	33%	52
LMH SKILLED NURSING UNIT		52			52
PROFESSIONAL PEDIATRICS		50	2	4%	52
ADVENT HEALTH - LAKE WALES		40	12	23%	52
WALGREEN		38	14	27%	52
SNH BRFL TENANT LLC	2	50			52
Citymd Of Toms River		45	7	13%	52
ADVENT HEALTH		49	3	6%	52
PHILLIPPE RIDGE		40	12	23%	52
EMPLOYEE WELLNESS PA		34	17	33%	51
INN AT THE FOUNTAINS, THE		34	17	33%	51
PATRICK MANOR INCORPORATED		51			51
DHMD		51			51
AMELIA ASSISTED LIVING FACILITY		51			51
SOUTH FLORIDA BAPTIST HOSPITAL			51	100%	51
AVANTE ST CLOUD		48	3	6%	51
SOUTH CAROLINA DEPT OF HEALTH AND ENVIRONMENT CONTROL		11	40	78%	51
NIGHT LITE PEDIATRICS CENTER LLC		10	41	80%	51
SOUTHEAST ALABAMA MEDICAL CENTER			51	100%	51
FELICIDAD MEDICAL CENTER		5	46	90%	51
WALGREENS #10373		49	2	4%	51
REOPEN DIAGNOSTICS			51	100%	51
QHC UPSTATE MEDICAL PC		42	9	18%	51

COVID-19: testing by laboratory

Data through Apr 30, 2021 verified as of May 1, 2021 at 09:25 AM

Data in this report are provisional and subject to change.

The numbers in the table below represent the number of Florida and non-Florida residents for whom test results were received by the Department of Health. A person can be tested by more than one laboratory and can have both positive and negative results. **Therefore, the sum of the numbers in each column will be larger than the total number of people tested.**

Reporting lab	Inconclusive	Negative	Positive	Percent positive	Total
MARIANNA HEALTH AND REHABILITATION CENTER		50	1	2%	51
IMA MEDICAL CENTER		34	17	33%	51
WELLMED AT NEW TAMPA		39	12	24%	51
LAKE BUTLER HOSPITAL		47	4	8%	51
NORTH CAROLINA DEPARTMENT OF HEALTH & HUMAN SERVICES	1		50	98%	51
LPG PEDIATRICS AT PAGE FIELD		50	1	2%	51
GULFVIEW MEDICAL INSTITUTE		51			51
LEE MEMORIAL HEALTH SYSTEM		45	5	10%	50
LEE PHYSICIAN GROUP COLLEGE POINT		49	1	2%	50
CARE ATC - ANDES			50	100%	50
HILA BECKERMAN MD LLC	1	45	4	8%	50
HIGHLANDS COUNTY FIRE RESCUE		50			50
GRAMERCY PARK URGENT CARE		48	2	4%	50
IMMEDIATE CARE PA		46	4	8%	50
ARCPOINT LABS OF WEST PALM BEACH		9	41	82%	50
COURTYARD GARDENS OF BOYNTON BEACH, LLC		47	3	6%	50
POPLAR HEALTHCARE PLLC	1	11	38	76%	50
RAINBOW PEDIATRICS PC LLC / BREAKFAST POINT		39	11	22%	50
HEALTH FIRST - CAPE CANAVERAL HOSPITAL		1	49	98%	50
BENTON HOUSE OF PORT ORANGE		44	6	12%	50
PORT ST. LUCIE - ZAXBY'S		50			50
SUNSHINE ASSISTED LIVING		50			50
SEWALLS POINT PHARMACY INC		42	8	16%	50
MILLENIA ADVANCED SCIENTIFIC LLC			50	100%	50
BETHUNE-COOKMAN UNIVERSITY		32	18	36%	50
PRACTICE MANAGEMENT OF AMERICA, INC.		7	43	86%	50
BAY STREET PHARMACY☐		45	5	10%	50
CDR MAGUIRE - MIAMI BEACH CC MISSION 17388		2	47	96%	49
SOFT CELL LABORATORIES		45	4	8%	49
NORTHBROOK CENTER FOR☐		47	2	4%	49
ADVENTIST HEALTH SYSTEM FLORIDA		34	15	31%	49
MADISON COUNTY MEMORIAL HOSPITAL LABORATORY		15	34	69%	49
PANCARE HEALTH - BAY COUNTY - YOUNGSTOWN		44	5	10%	49
DOH		23	26	53%	49
ALWAYS BEST CARE SENIOR SERVICES		44	5	10%	49
ALLEGRO		47	2	4%	49
EXPRESS CARE OF TAMPA BAY LLC		13	36	73%	49
ROADS PEDIATRICS,LLC		46	3	6%	49
USF		1	48	98%	49
FHMG_CTR FOR SENIOR HEALTH		44	5	10%	49
ADVENTHEALTH MEDICAL GROUP FAMILY & INTERNAL		23	26	53%	49
S-H THIRTY FIVE OPCO - LUTZ, LLC		48	1	2%	49
Guardian Care Nursing and Rehabilitation Center		49			49
SOLARIS SENIOR LIVING NORTH NAPLES		48	1	2%	49
PREMIER COMMUNITY HEALTHCARE GROUP INC		46	3	6%	49
RESIDENTIAL PLAZA AT BLUE LAGOON INC		45	4	8%	49
THE PALMS PHARMACY, INC		46	3	6%	49

COVID-19: testing by laboratory

Data through Apr 30, 2021 verified as of May 1, 2021 at 09:25 AM

Data in this report are provisional and subject to change.

The numbers in the table below represent the number of Florida and non-Florida residents for whom test results were received by the Department of Health. A person can be tested by more than one laboratory and can have both positive and negative results. **Therefore, the sum of the numbers in each column will be larger than the total number of people tested.**

Reporting lab	Inconclusive	Negative	Positive	Percent positive	Total
PINES NURSING HOME		47	2	4%	49
SEWANEE MOLECULAR DIAGNOSTICS LABORATO		48			48
SOMA MEDICAL CENTER PA #3		10	38	79%	48
PREMIER MEDICAL ASSOCIATES		46	2	4%	48
BAY CENTER HURRICANE SHELTER		48			48
MEASE CONTINUING CARE		46	2	4%	48
HERNANDO ENDOSCOPY AND SURGERY CENTER		37	11	23%	48
CAREMED INTERNAL MEDICINE		30	18	38%	48
INTERCOASTAL MEDICAL GROUP		2	46	96%	48
COURTYARD GARDENS OF JUPITER		48			48
Casa Mora Rehabilitation & Extended Care		46	2	4%	48
NAPLES PEDIATRICS INC☐		43	5	10%	48
URGENT CARE & WELLNESS CENTER		15	33	69%	48
THE TERRACE OF JACKSONVILLE		3	45	94%	48
GRAND OAKS OF PALM CITY LLC☐	1	41	6	13%	48
ISLAND URGENT CARE PLLC		44	4	8%	48
ORLANDO HEALTH PRIMARY CARE PEDIATRICS		44	4	8%	48
LYSTER ACH FT RUCKER AL		45	3	6%	48
CITY OF CAPE CORAL		37	11	23%	48
MORTON PLANT			48	100%	48
BAPTIST URGENT CARE		44	4	8%	48
FAMILY EXTENDED CARE OF WINTER HAVEN		45	2	4%	47
WINTER GARDEN REHAB AND NURSING CENTER		43	4	9%	47
NAVARRE GARDENS		41	6	13%	47
POINTE AT NEW PORT PLACE,THE		47			47
COMPLETE HOME CARE OF THE PALM BEACHES LLC		43	4	9%	47
INTERLAB		1	46	98%	47
ROYAL PALM SENIOR RESIDENCE		47			47
ALLIANCE OF PHYSICIANS AGAINST COVID-19		1	46	98%	47
MOBILE DOC FL, LLC		29	18	38%	47
ENCOMPASS HEALTH REHABILITATION HOSPITAL OF PANAMA CITY		42	5	11%	47
WELLSTAR KENNESTONE HOSPITAL		42	5	11%	47
ST JUDE LABORATORIES		42	5	11%	47
SMH PHYSICIAN SERVICES INC		46	1	2%	47
ADVENT HEALTH MEDICAL GROUP OB GYN AT		40	6	13%	46
LUTHERAN HAVEN EXTENDED CONGREGATE CAR		46			46
MULBERRY'S MOBILE PROVIDER SERVICES LLC☐		29	17	37%	46
SAN CARLOS PHARMACY		39	7	15%	46
PREMIER PLACE HEALTHCARE AT THE GLENVIEW		46			46
UNIVERSITY BEHAVIORAL CENTER		46			46
THORNBURG PEDIATRICS		42	4	9%	46
WG EVERGREEN WOODS SH LLC		46			46
EAST MANATEE FAMILY	1	1	44	96%	46
TGH URGENT CARE – WESLEY CHAPEL			46	100%	46
NORTH FLORIDA / SOUTH GEORGIA VETERANS HEALTH SYSTEM		1	45	98%	46
MINUTECLINIC DIAGNOSTIC OF LOUISIANA		43	3	7%	46
HARTFORD HEALTH SERVICES LLC		46			46

COVID-19: testing by laboratory

Data through Apr 30, 2021 verified as of May 1, 2021 at 09:25 AM

Data in this report are provisional and subject to change.

The numbers in the table below represent the number of Florida and non-Florida residents for whom test results were received by the Department of Health. A person can be tested by more than one laboratory and can have both positive and negative results. **Therefore, the sum of the numbers in each column will be larger than the total number of people tested.**

Reporting lab	Inconclusive	Negative	Positive	Percent positive	Total
H LEE MOFFITT CANCER CENTER MICRO		46			46
CVS MINUTE CLINIC DIAGNOSTIC OF NORTH CAROL		40	6	13%	46
MID-FLORIDA PATHOLOGY, LLC		35	11	24%	46
WALGREENS 3145		43	3	7%	46
KAPG ST AUGUSTINE SENIOR HOUSING OPCO LLC		37	9	20%	46
COLLIER BLVD HMA PHYSICIAN MANAGEMENT LLC		46			46
TRICORE REF LABS - UNIV OF NM		46			46
MEDCOR CORPORATE CLINIC		44	1	2%	45
NEOGENOMICS LABORATORIES INC		45			45
REDI-MED WALK-IN FAMILY CARE			45	100%	45
SOUTHPORT SQUARE HARBOUR HEALTH		45			45
TRIPLE O MEDICAL SERVCES INC		41	4	9%	45
BD MEDICAL SYSTEMS		43	2	4%	45
BENTON HOUSE OF ST. JOHNS		43	2	4%	45
AVALON PARK RETIREMENT RESIDENCE		43	2	4%	45
NORTHSIDE HOSPITAL EMERGENCY DEPT		41	4	9%	45
LARA HEALTH AND WELLNESS CENTER LLC		45			45
GREENSBORO PATHOLOGY LLC		34	11	24%	45
BRP SH OPCO LLC		45			45
UNION MEDICAL CARE PLLC		44	1	2%	45
WALGREENS_PEMBROKE PINES		38	7	16%	45
PLAINVIEW URGENT CARE		42	3	7%	45
ADULT MEDICINE OF LAKE COUNTY INC			45	100%	45
LAKE COUNTY SCHOOLS EMPLOYEE HEALTH CENTER		32	13	29%	45
VOLUSIA COUNTY BRANCH JAIL		1	44	98%	45
IMA MEDICAL GROUP POINCIANA		18	27	60%	45
WINDSOR WOODS REHAB & HEALTHCARE CTR		42	3	7%	45
COLLIER URGENT CARE CENTERS		44	1	2%	45
STUART URGENT CARE			45	100%	45
NEXT MOLECULAR ANALYTICS		14	31	69%	45
PEDIATRICS OF CENTRAL FLORIDA – SAINT CLOUD	2	40	2	5%	44
CAREHERE LAKE SCHOOLS EMPLOYEE HEALTH CENTER		30	14	32%	44
GRAND VILLA OF NEW PORT RICHEY		37	7	16%	44
TNC WALK IN CLINIC		32	12	27%	44
INNOVATIVE GX LABORATORIES		37	7	16%	44
EMORY CLINIC, THE		42	2	5%	44
BENTON HOUSE OF CLERMONT		44			44
FLORIDA HOSPITAL		28	16	36%	44
THE MERIDIAN AT BOCA RATON	1	43			44
LOURDES HOSPITAL INC		42	2	5%	44
AU MEDICAL CENTER, INC	1	38	5	11%	44
NEWPATH DIAGNOSTICS		36	8	18%	44
PRINCETON VILLAGE☐		40	4	9%	44
Gulf Shore Care Center		39	5	11%	44
RADIOLOGY ASSOCIATES OF VENICE AND ENGLEWOOD		42	2	5%	44
GRAND VILLA OF ENGLEWOOD		39	5	11%	44
WEISS PEDIATRIC CARE LLC		30	14	32%	44

COVID-19: testing by laboratory

Data through Apr 30, 2021 verified as of May 1, 2021 at 09:25 AM

Data in this report are provisional and subject to change.

The numbers in the table below represent the number of Florida and non-Florida residents for whom test results were received by the Department of Health. A person can be tested by more than one laboratory and can have both positive and negative results. **Therefore, the sum of the numbers in each column will be larger than the total number of people tested.**

Reporting lab	Inconclusive	Negative	Positive	Percent positive	Total
ASHTON PLACE	3	37	4	9%	44
FLAGLER HOSPITAL INC	2		41	95%	43
University Hills health and Rehabilitation		33	10	23%	43
ADVENTHEALTH MEDICAL GROUP PULMONOLOGY		37	6	14%	43
UNION MEDICAL CARE		43			43
EP MEDICAL EQUIPMENT PHARMACY		37	6	14%	43
GILBERT MEDICAL GROUP		40	3	7%	43
MAKO MEDICAL		21	22	51%	43
FIRST CHOICE URGENT CARE		12	31	72%	43
FLORIDA HOSPITAL PHYSICIAN GROUP		26	17	40%	43
BRANCH MEDICAL CLINIC			43	100%	43
COMMUNITY MEDICAL CARE CENTER INC			43	100%	43
BRONX LEBANON HOSPITAL-MEDICAL CENTER		39	4	9%	43
FLORIDA MEDICAL CLINIC IM MLK		29	14	33%	43
WALK IN MEDICAL URGENT CARE		43			43
EC OPCO TIMBERLIN PARC LLC		43			43
BIOFIRE		11	32	74%	43
ST LUCIE COUNTY JAIL		28	15	35%	43
WOLFF CTR FOR CHILD & ADOLESCENT HEALTH PLLC,THE		26	17	40%	43
DUVAL PHARMACY		32	11	26%	43
MINUTE CLINIC DIAGNOSTIC OF VIRGINIA, LLC		41	2	5%	43
UNIVERSITY HOSPITAL		36	7	16%	43
LAKE MARY KIDS CENTRA CARE		33	10	23%	43
PINELLAS INTERNAL MEDICINE ASSOCIATES	1	39	3	7%	43
PACIFICA SENIOR LIVING OCALA		37	5	12%	42
LONGLEAF DIAGNOSTIC LABORATORIES		13	29	69%	42
GRAND VILLA OF LARGO		37	5	12%	42
KIVA AT CANTERBURY		25	17	40%	42
ENCOMPASS HEALTH REHABILITATION HOSPITAL OF OCALA		41	1	2%	42
STAT ONE URGENT CARE CENTER		2	40	95%	42
Atlantic Shore Nursing and Rehab		42			42
CLINICAL LABORATORY		42			42
MAIMONIDES-SHALOM ACADEMY, INC		41	1	2%	42
CARE CENTERS OF NASSAU LLC MINER ROAD NORTH		42			42
EASTERN SHORE URGENT CARE		31	11	26%	42
NORTHWELL HEALTH PLAINVIEW HOSPITAL LABORATORY		33	9	21%	42
STETSON UNIVERSITY STUDENT HEALTH CENTER		3	39	93%	42
BAYCARE MEDICAL GROUP INC		3	39	93%	42
D W MCMILLAN MEMORIAL HOSPITAL		31	11	26%	42
WHITE-WILSON MEDICAL CENTER		31	11	26%	42
RIVERHEAD URGENT CARE		41	1	2%	42
ATRIA WILLOW WOOD		40	2	5%	42
GRAND VILLA OF PINELLAS PARK		39	2	5%	41
ORLANDO ORTHOPAEDIC OUTPATIENT SURGERY CENTER		35	6	15%	41
SOUTHCOM LABORATORY		7	34	83%	41
ENCOMPASS HEALTH REHABILITATION HOSPITAL OF MIAMI		40	1	2%	41
GRAND VILLA OF ST. PETERSBURG		39	2	5%	41

COVID-19: testing by laboratory

Data through Apr 30, 2021 verified as of May 1, 2021 at 09:25 AM

Data in this report are provisional and subject to change.

The numbers in the table below represent the number of Florida and non-Florida residents for whom test results were received by the Department of Health. A person can be tested by more than one laboratory and can have both positive and negative results. **Therefore, the sum of the numbers in each column will be larger than the total number of people tested.**

Reporting lab	Inconclusive	Negative	Positive	Percent positive	Total
UNIVERSITY OF ALABAMA		38	3	7%	41
PINELLAS PARK FIRE DEPARTMENT		41			41
FLORIDA HOSPITAL NEW SMYRNA		4	37	90%	41
DCH REGIONAL MEDICAL CENTER LABORATORY		39	2	5%	41
A & R RESEARCH GROUP		35	6	15%	41
CITRUS CARE CLINIC			41	100%	41
BULLS HEAD URGENT CARE		39	2	5%	41
CRESTVIEW IMMEDIATE CARE LL		17	24	59%	41
CROSSROADS URGENT CARE		26	15	37%	41
NIGHT LITE PEDIATRIC CENTER		10	31	76%	41
A AND R RESEARCH GROUP LLC		36	5	12%	41
CITRUS COUNTY HEALTH DEPARTMENT		35	6	15%	41
CAPITAL REGIONAL MEDICAL CENTER		2	39	95%	41
BOND CLINIC, PA		11	30	73%	41
PEDIATRICS OF CENTRAL FLORIDA KISSI		33	8	20%	41
Grand Villa of Deerfield Beach		36	4	10%	40
CARILLON SPORTS AND FAMILY MEDICINE		30	10	25%	40
OZ		40			40
CLINICAL PATHOLOGY LABORATORIES, INC		40			40
UNIVERSITY MEDICAL CTR OF PRINCETON AT		38	2	5%	40
GENEXPERT			40	100%	40
THE LODGE AND REHABILITATION CENTER		24	16	40%	40
FAMILY AND INTERNAL MEDICINE AT AVALON PARK		36	4	10%	40
PORT SAINT JOHN FAMILY PRACTICE		24	16	40%	40
ANDALUSIA HEALTH		23	17	43%	40
LABORATORY MEDICINE CONSULTANTS-LMC PA		37	3	8%	40
LPG CONVENIENT CARE AT METRO		36	4	10%	40
BELVEDERE COMMONS OF SUN CITY CENTER☐		40			40
M&V SAN JOSE MEDICAL CENTER			40	100%	40
KISSIMMEE VA OUTPATIENT CLINIC		37	3	8%	40
VETERANS AFFAIRS MEDICAL CENTER - NEW YORK HARBOR		38	2	5%	40
ADVENT HEALTH CENTRA CARE - LAKELAND		30	10	25%	40
PRIDE DIAGNOSTICS		24	16	40%	40
METROPOLITAN CHARITIES INC		36	3	8%	39
CHIPOLA QUICK CARE		33	6	15%	39
JUNIPER VILLAGE AT CAPE CORAL		34	5	13%	39
BAY COUNTY JAIL ANNEX		34	5	13%	39
WILLOWS AT WILDWOOD, THE		35	4	10%	39
WG BAYPOINT VILLAGE SH LLC		38	1	3%	39
CEDAR CREEK AT KINGS BAY INC		39			39
FLORIDA DEPARMENT OF HEALTH CLAY COUNTY		26	13	33%	39
HOUSE CALLS PROFESSIONAL LLC		35	4	10%	39
TAYLORVILLE FAMILY MEDICINE		32	7	18%	39
CORRECTIONAL MEDICAL GROUP		27	12	31%	39
BAYSHORE PATHOLOGY CONSULTANTS PA		37	2	5%	39
VENICE URGENT CARE – GULF COAST		1	38	97%	39
BROOKDALE BRANDON	1	38			39

COVID-19: testing by laboratory

Data through Apr 30, 2021 verified as of May 1, 2021 at 09:25 AM

Data in this report are provisional and subject to change.

The numbers in the table below represent the number of Florida and non-Florida residents for whom test results were received by the Department of Health. A person can be tested by more than one laboratory and can have both positive and negative results. **Therefore, the sum of the numbers in each column will be larger than the total number of people tested.**

Reporting lab	Inconclusive	Negative	Positive	Percent positive	Total
HUNT CLUB MEDICAL		15	24	62%	39
EMORY UNIVERSITY HOSPITAL		31	8	21%	39
ISLAMORADA VILLAGE OF ISLANDS FIRE RESCUE		36	3	8%	39
CLINICAL RESEARCH SEQUENCING PLATFORM		8	31	79%	39
MEDEX MEDICAL EXPRESS OF PALATKA LLC			39	100%	39
PALM POINT BEHAVIORAL HEALTH		39			39
MINUTECLINIC, LLC, DBA MINUTECLINIC #5		35	4	10%	39
GUYAN VALLEY WELLNESS CENTER		32	7	18%	39
ENCOMPASS HEALTH REHABILITATION		36	2	5%	38
Life Care Center of Citrus County		37	1	3%	38
CONNECTICUT DEPARTMENT OF HEALTH		22	16	42%	38
CCRC @ SUNFLOWER LLC		35	3	8%	38
MINUTE CLINIC DIAGNOSTIC OF NEW JERSEY		37	1	3%	38
WARDE MEDICAL LABORATORY		29	9	24%	38
ATRIA SAN PABLO		36	2	5%	38
ST AUGUSTINE PEDIATRIC ASSOC		33	5	13%	38
MOLECULAR DIAGNOSTICS		5	33	87%	38
WASHINGTON COUNTY HEALTH DEPARTMENT		25	13	34%	38
HOMEWOOD RESIDENCE AT FREEDOM PLAZA		37	1	3%	38
ROCKLAND URGENT CARE FAMILY HEALTH NP		36	2	5%	38
AUTUMN OF SARASOTA		12	26	68%	38
STATCARE URGENT AND WALK-IN MEDICAL CA		35	3	8%	38
ARTHREX MEDICAL CENTER EAST		25	13	34%	38
HARMONY HEALTH OPCO, LLC		17	21	55%	38
CLEARWATER EMPLOYEE HEALTH CLINIC		19	19	50%	38
MINUTE CLINIC LLC #2216		35	3	8%	38
INNOVATION CLINICAL TRIALS, INC			38	100%	38
STEWARD MEDICAL GROUP, INC		21	17	45%	38
MINUTECLINIC DIAGNOSTIC OF LOUISIANA,		34	3	8%	37
FAMILY EXTENDED CARE OF SEBRING INC		35	2	5%	37
ASSISTED LIVING OF BROWARD		37			37
MINUTE CLINIC DIAGNOSTIC OF VIRGINIA		30	7	19%	37
ACCURATE DIAGNOSTIC LAB		35	2	5%	37
THE COLLIER AT NAPLES		36	1	3%	37
HR SARASOTA OPERATOR LLC		25	12	32%	37
ONE MILO		37			37
PATHGROUP		9	28	76%	37
CENTRAL FLORIDA HEALTH CARE INC WAUCHULA SITE 2		29	8	22%	37
HOLZER HEALTH CENTER		5	32	86%	37
COLLIER HMA PHYSICIAN MANAGEMENT LLC		27	10	27%	37
ST. MARYS MEDICAL CENTER		1	36	97%	37
PATHOGENIUS LABORATORIES		30	7	19%	37
ALAN A SMITH MD LLC		34	3	8%	37
HOLLISMED LLC		35	2	5%	37
WEINBERG VILLAGE		36	1	3%	37
MINUTECLINIC DIAGNOSTIC OF RHODE ISLAND, LLC #1544		36	1	3%	37
OCCUPATIONAL HEALTH CENTERS OF THE SOUTHWEST PA		32	5	14%	37

COVID-19: testing by laboratory

Data through Apr 30, 2021 verified as of May 1, 2021 at 09:25 AM

Data in this report are provisional and subject to change.

The numbers in the table below represent the number of Florida and non-Florida residents for whom test results were received by the Department of Health. A person can be tested by more than one laboratory and can have both positive and negative results. **Therefore, the sum of the numbers in each column will be larger than the total number of people tested.**

Reporting lab	Inconclusive	Negative	Positive	Percent positive	Total
GULFSIDE HOSPICE INC		34	3	8%	37
ENCORE AT BOCA RATON, THE			37	100%	37
PECONIC BAY MEDICAL CENTER LABORATORY		28	9	24%	37
CARE HERE		12	25	68%	37
ACTIVE SENIOR LIVING		35	2	5%	37
PONCE THERAPY CARE CENTER		34	3	8%	37
JACKSONVILLE PEDIATRICS		23	14	38%	37
MINUTECLINIC DIAGNOSTIC OF MICHIGAN		34	3	8%	37
JUPITER MEDICAL CENTER PHYSICIANS GROUP, INC		32	4	11%	36
WALGREENS COVID-19		27	9	25%	36
MAINSTREET FAMILY URGENT CARE		1	35	97%	36
JACKSON HEALTH SYSTEM		2	34	94%	36
MEDEMERGE		34	2	6%	36
EASYCARE WALK-IN CLINIC	1	14	21	58%	36
JACK BANDEL MD PA		35	1	3%	36
CENTERPLACE HEALTH		15	21	58%	36
ALPHA PHARMACY		33	3	8%	36
FORT CAROLINE GARDENS, INC		33	3	8%	36
LPG PRIMARY CARE AT COLONIAL CENTER DRIVE		30	6	17%	36
VILLA COURT LLC		36			36
MEDCOMP SCIENCES			36	100%	36
WELLMED AT PLANT CITY		18	18	50%	36
CITY OF NAPLES FIRE RESCUE		31	5	14%	36
SOUTHEAST GEORGIA HEALTH SYSTEM, INC		31	5	14%	36
LPG PRIMARY CARE AT CAPE CORAL PARKWAY		29	7	19%	36
HARBORCHASE OF WELLINGTON CROSSING		34	2	6%	36
KINDRED HOSPITAL OCALA		33	3	8%	36
PHYSICIAN ASSOCIATES LLC		26	10	28%	36
LEE COMMUNITY HEALTHCARE INC CAPE CORAL		34	2	6%	36
BVL/LITTLE ANGEL PEDIATRICS		36			36
Kensington Gardens		36			36
FLORIDA PEDIATRIC GROUP PA		28	8	22%	36
PULSE & REMEDY LLC		21	15	42%	36
SOUTHEASTERN OUTPATIENT SURGERY CENTER		32	3	9%	35
MEDPEDS ASSOCIATES OF SARASOTA PA		32	3	9%	35
PARKSIDE HEALTH AND REHABILITATION CENTER			35	100%	35
ALABAMA CLINICS		19	16	46%	35
ISLAND LAKE CENTER		14	21	60%	35
FAST PACE MEDICAL CLINIC		30	5	14%	35
WUESTHOFF MEMORIAL HOSPITAL			35	100%	35
TAMPA URGENT CARE			35	100%	35
ACCESS 365 URGENT CARE		13	22	63%	35
UNIPATH		24	11	31%	35
GADSDEN COUNTY HEALTH DEPARTMENT		26	9	26%	35
BUREAU OF PUBLIC HEALTH	1	14	20	57%	35
ADVENT HEALTH - FISH MEMORIAL		2	33	94%	35
METRO KNOXVILLE HMA		25	10	29%	35

COVID-19: testing by laboratory

Data through Apr 30, 2021 verified as of May 1, 2021 at 09:25 AM

Data in this report are provisional and subject to change.

The numbers in the table below represent the number of Florida and non-Florida residents for whom test results were received by the Department of Health. A person can be tested by more than one laboratory and can have both positive and negative results. **Therefore, the sum of the numbers in each column will be larger than the total number of people tested.**

Reporting lab	Inconclusive	Negative	Positive	Percent positive	Total
MARYLAND DEPARTMENT OF HEALTH			35	100%	35
BAYCARE HEALTH SYSTEMS, LLC			35	100%	35
NCHD		21	14	40%	35
BOCA TOXICOLOGY LLC		33	2	6%	35
P23 LABS		35			35
MEDEXPRESS URGENT CARE WEST TAMPA			35	100%	35
FLORIDA PRESBYTERIAN HOMES INC		33	2	6%	35
LABORATORY ALLIANCE OF CENTRAL NEW YORK		33	2	6%	35
POARCH BANC CREEK INDIANS TRIBAL HEALTH DEPARTMENT			35	100%	35
STATCARE URGENT & WALK IN MEDICAL CARE		31	4	11%	35
LEE PHYSICIAN GROUP		31	4	11%	35
MIDDLETOWN MEDICAL P C		25	10	29%	35
MINUTE CLINIC, LLC DBA MINUTECLINIC #4505		32	3	9%	35
NEUROINTERNATIONAL SARASOTA		32	3	9%	35
JAMAICA HOSPITAL MEDICAL CENTER		31	4	11%	35
REDI-MED WALK IN FAMILY CLINIC			35	100%	35
IRL		4	31	89%	35
FHMG–FLORIDA HOSPITAL MEDICAL GROUP		25	10	29%	35
VIKOR SCIENTITIC		5	30	86%	35
MINUTE CLINIC DIAGNOSTIC OF SC, LLC #75		33	2	6%	35
FAMILY CARE PARTNERS URGENT CARE LLC		28	6	18%	34
CERON PEDIATRICS & INTEGRATIVE MEDICIN		34			34
HARBOUR ISLAND PEDIATRICS		24	10	29%	34
TUSCAN GARDENS OF DELRAY BEACH MANAGEMENT COMPANY,		34			34
LONG TERM CARE OF GULF BREEZE LLC		30	4	12%	34
CIGNA PBSO WEST PALM		3	31	91%	34
PARAMOUNT WALK-IN CLINIC		1	33	97%	34
FLORIDA DEPARTMENT OF HEALTH IN MONROE COUNTY		27	7	21%	34
PHOSPHORUS DIAGNOSTICS		27	7	21%	34
THE SPRINGS OF PARC HILL		33	1	3%	34
WALGREENS_COCONUT CREEK		27	7	21%	34
LONG BEACH URGENT CARE		34			34
AYERS NURSING AND REHABILITATION CENTER		34			34
Grand Villa of Dunedin		28	6	18%	34
GEORGIA HEART CENTER (MSC 53), NAVICEN		32	2	6%	34
LAKELAND NURSING AND REHABILITATION CENTER			34	100%	34
SOUTHWEST LABS		34			34
LPG PRIMARY CARE AT BONITA BAY LIFESTYLE CENTER		31	3	9%	34
RASHDA ALBIBI M.D. P.A.		31	3	9%	34
TRADITIONAL HOME CARE INC		33	1	3%	34
AHSE ROP		32	1	3%	33
CANCER RESEARCH LAB, BOB JONES UNIVERSITY		29	4	12%	33
CORAL HOUSE ASSISTED LIVING COMMUNITY LLC		33			33
EVERLYWELL		19	14	42%	33
SANFORD MOBILE LAB PGA TOUR		32	1	3%	33
AMMON ANALYTICAL LABORATORIES		29	4	12%	33
GRACE COMMUNITY PHARMACY		3	30	91%	33

COVID-19: testing by laboratory

Data through Apr 30, 2021 verified as of May 1, 2021 at 09:25 AM

Data in this report are provisional and subject to change.

The numbers in the table below represent the number of Florida and non-Florida residents for whom test results were received by the Department of Health. A person can be tested by more than one laboratory and can have both positive and negative results. **Therefore, the sum of the numbers in each column will be larger than the total number of people tested.**

Reporting lab	Inconclusive	Negative	Positive	Percent positive	Total
NURSES HELPING HANDS INC ALF		33			33
GREENRIDGE GROUP HOME	3	11	19	58%	33
BOND CLINIC		3	30	91%	33
RESIDENCE AT BAY VUE		31	2	6%	33
CARLOS F FUSTER MD PA		31	2	6%	33
HUNTINGTON STATION URGENT CARE		32	1	3%	33
Consulate Health Care of Orange Park		27	6	18%	33
NIGHT LITE PEDIATRICS URGENT CARE CENTER			33	100%	33
WESTWOOD NURSING AND REHABILITATION		28	5	15%	33
STATEN ISLAND UNIVERSITY HOSPITAL-POUCH		32	1	3%	33
GRAND VILLA OF BOYNTON BEACH		32	1	3%	33
AMBRY GENETICS CORPORATION	23	10			33
VETERANS HOME		1	32	97%	33
MIGUEL E TREVINO MD PA		29	4	12%	33
BAYSIDE LABORATORIES INC		33			33
VETERAN AFFAIRS MEDICAL CENTER - JAMES J PETERS		30	3	9%	33
OPIS COQUINA CENTER		32	1	3%	33
WOMENS CARE FLORIDA LABORATORY		25	7	22%	32
MINUTECLINIC, LLC #4230		28	4	13%	32
SANFORD PEDIATRIC ASSOCIATES, PA		29	3	9%	32
A LILIKO'I PHARMACY LLC		29	3	9%	32
COLORADO DEPARTMENT OF PUBLIC HEALTH AND ENVIRONMENT			32	100%	32
MARTHA'S HOUSE & ASSISTED LIVING FACILITY		32			32
STEINHATCHEE DRUGS		26	6	19%	32
PASSPORT HEALTH ORLANDO		32			32
UNION CHD		29	3	9%	32
WESTMINSTER ST AUGUSTINE		32			32
CARDIOLOGY AND MEDICINE ASSOCIATES INC		31	1	3%	32
PEDIATRICS IN BREVARD-COCOA BEACH		27	5	16%	32
ADVANCED URGENT CARE		12	20	63%	32
LAKE MARY - STIRLING CENTER SUITE 202			32	100%	32
JOSEF SCHENKER MD PC DBA CENTERS URGENT		30	2	6%	32
FLORIDA ENDOSCOPY & SURGERU CTR LLC		32			32
TREASURE ISLE LLC		32			32
Heartland Health Care Center North Sarasota		18	14	44%	32
NORTH PINELLAS CHILDRENS MEDICAL CENTER			32	100%	32
SYNIVERSE WELLNESS CENTER		27	5	16%	32
COLORADO DEPARTMENT OF HEALTH LABORATORY SERVICES DIVISION			32	100%	32
MADISON POINTE CARE CENTER		32			32
IPSUM DIAGNOSTICS		3	29	91%	32
OAKMONTE VILLAGE		30	1	3%	31
MICHAEL J D'AMBROSE MD PA		29	2	6%	31
CVS NC7047POCT DURHAM		31			31
GUIDEWELL EMERGENCY MEDICINE DOCTORS LLC #33		19	12	39%	31
CHIPOLA MEDICAL ASSOCIATES		11	20	65%	31
PERDIDO URGENT CARE		1	30	97%	31
MINUTECLINIC DIAGNOSTIC OF RHODE ISLAND, LLC #212		31			31

COVID-19: testing by laboratory

Data through Apr 30, 2021 verified as of May 1, 2021 at 09:25 AM

Data in this report are provisional and subject to change.

The numbers in the table below represent the number of Florida and non-Florida residents for whom test results were received by the Department of Health. A person can be tested by more than one laboratory and can have both positive and negative results. **Therefore, the sum of the numbers in each column will be larger than the total number of people tested.**

Reporting lab	Inconclusive	Negative	Positive	Percent positive	Total
HEALTH FIRST - VIERA HOSPITAL		1	30	97%	31
REGENCY PARK ASSISTED LIVING FACILITY		29	2	6%	31
FLORIDA MEDICAL CL ODOM TPA		17	14	45%	31
PREMIER URGENT CARE CENTER LLC			31	100%	31
ADVENTHEALTH MEDICAL GROUP FAMILY MEDICINE AT RDV		31			31
VENICE REGIONAL BAYFRONT HEALTH			31	100%	31
BAPTIST PRIMARY BLACK CREEK SOUTH			31	100%	31
CVS NC3516POCT WINSTON SALEM		27	4	13%	31
COLLIER ANESTHESIA PAIN LLC		31			31
LabCorp L#09258130 M#09258125		12	19	61%	31
DISCOVERY COMMONS AT BRADENTON		31			31
RAYMOND BASRI MD		29	2	6%	31
ENT AND ALLERGY ASSOCIATES OF FLORIDA LLC		30	1	3%	31
Wiregrass Rehabilitation Center and Nursing Home		28	3	10%	31
UR CARE FAMILY AND SPORTS MEDICINE			31	100%	31
AMERICAN ESOTERIC LABORATORIES		15	16	52%	31
JOSEF SCHENKER MD PC		31			31
ORLANDO FAMILY MEDICINE		14	17	55%	31
WILLAMETTE VALLEY TOXICOLOGY LLC		29	2	6%	31
COUNTY OF LOS ANGELES			31	100%	31
MIDNIGHT MEDICINE			31	100%	31
UNDERGROUND FREE CLINIC		29	1	3%	30
JOSEPH SCHENKER MD PC DBA CENTERS URGENT		26	4	13%	30
TALLAHASSEE DEVELOPMENTAL CENTER☐		28	2	7%	30
CLINCLOUD, LLC			30	100%	30
COOPER HEALTHCARE		27	3	10%	30
GERALD J KIVETT MD		27	3	10%	30
MED LABS DIAGNOSTICS		11	19	63%	30
GRAND LIVING AT LAKEWOOD RANCH		29	1	3%	30
ENGLEWOOD HOSPITAL AND MEDICAL CENTER		25	5	17%	30
LPG PRIMARY CARE AT MATTHEW DRIVE		27	3	10%	30
RAINBOW PEDIATRICS		1	29	97%	30
ORLANDO ORTHOPAEDIC CENTER		28	2	7%	30
VIRTUA		26	4	13%	30
CHILDREN'S MEDICAL CENTER			30	100%	30
AMEERAH LABS			30	100%	30
FORT VALLEY STATE UNIVERSITY		29	1	3%	30
DAVID LAWRENCE CENTER		26	4	13%	30
WIREGRASS CLINIC LLC		24	6	20%	30
LEE COMMUNITY HEALTHCARE INC NORTH FORT MYERS		30			30
MINUTECLINIC, LLC #08366		25	5	17%	30
Okeechobee Health Care Facility		16	14	47%	30
SPRINGWOOD COURT		25	5	17%	30
ADVENT HEALTH PRIMARY CARE PLUS, WINTER GARDEN		26	4	13%	30
THE TERRACE AT IVY ACRES ALF		11	19	63%	30
BOCA SIMON LAB		1	29	97%	30
BOCA BIOLISTIC REFERENCE LAB			30	100%	30

COVID-19: testing by laboratory

Data through Apr 30, 2021 verified as of May 1, 2021 at 09:25 AM

Data in this report are provisional and subject to change.

The numbers in the table below represent the number of Florida and non-Florida residents for whom test results were received by the Department of Health. A person can be tested by more than one laboratory and can have both positive and negative results. **Therefore, the sum of the numbers in each column will be larger than the total number of people tested.**

Reporting lab	Inconclusive	Negative	Positive	Percent positive	Total
SANITAS		4	26	87%	30
HERITAGE WATERSIDE		27	3	10%	30
OAK HARBOR ASSISTED LIVING FACILITY		27	3	10%	30
P4CLINICAL	3	2	25	83%	30
ST PETER'S BENDER LABORATORY		29	1	3%	30
RELIANCE MEDICAL CENTER		21	9	30%	30
CENTER ONE SURGERY CENTER		24	6	20%	30
HOLIDAY MEDICAL ASSOCIATES		4	26	87%	30
SUNTREE INTERNAL MEDICINE		29			29
CDC		17	12	41%	29
SOMA MEDICAL CENTER # 4		5	24	83%	29
PIEDMONT HOSPITAL CLINICAL LABORATORY		26	3	10%	29
HENDRY REGIONAL CORPORATE HEALTH			29	100%	29
UNIV OF ROCHESTER-STRONG MEMORIAL HOSP		28	1	3%	29
PALM GARDEN OF JACKSONVILLE		27	2	7%	29
TIFFANY LAKE CARE CENTERS INC		28	1	3%	29
PBSO WEST PALM FAMILY PRACTICE		1	28	97%	29
PANCARE HEALTH - BONIFAY K-8			29	100%	29
COMPREHENSIVE CHILDCARE		23	6	21%	29
MINUTECLINIC DIAGNOSTIC OF ILLINOIS L		23	6	21%	29
MAYO CLINIC JACKSONVILLE		4	25	86%	29
MINIMALLY INVASIVE VASCULAR INC		27	2	7%	29
UCLA HEALTHCARE CLINICAL LABS		23	6	21%	29
GOOD SAMARITAN HOSPITAL LABORATORY		26	3	10%	29
NEMOURS CHILDRENS CLINIC		22	7	24%	29
DUVAL COUNTY HEALTH DEPARTMENT		29			29
PINELLAS 1 HOME HEALTH CARE CORP		28	1	3%	29
RENAISSANCE SENIOR LIVING	1	28			29
ROBERT H JENKINS JR VETERANS' DOMICILIARY HOME OF		26	3	10%	29
ST VINCENTS AMBULATORY CARE INC DBA		26	3	10%	29
BIG BEND HOSPICE INC		29			29
CAPE CORAL HOSPITAL ABG LABORATORY		16	13	45%	29
PRO HEALTH HARMONY		29			29
BROOKWOOD BAPTIST MEDICAL CENTER		28	1	3%	29
TOTTENVILLE CIRCLE URGENT CARE		29			29
MINUTECLINIC DIAGNOSTIC OF PENNSYLVANI		27	2	7%	29
ROSLYN URGENT CARE		28	1	3%	29
DSI MANAGEMENT LLC		29			29
SUMMERGATE PHARMACY		27	2	7%	29
INTERIM HEALTHCARE OF NORTHWEST FLORIDA INC		27	2	7%	29
PALMS, THE		29			29
UNIVERSITY OF ILLINOIS VETERINARY DIAG	1	27	1	3%	29
STEWARD MELBOURNE HOSPITAL			29	100%	29
PORT ST LUCIE HOSPITAL		25	3	11%	28
ADVENT HEALTH MEDICAL GROUP FAMILY AND INTERNAL MEDICINE AT AVALON PAR		25	3	11%	28
GRAND VILLA OF MELBOURNE		26	2	7%	28
CHILDRENS MEDICAL CENTER			28	100%	28

COVID-19: testing by laboratory

Data through Apr 30, 2021 verified as of May 1, 2021 at 09:25 AM

Data in this report are provisional and subject to change.

The numbers in the table below represent the number of Florida and non-Florida residents for whom test results were received by the Department of Health. A person can be tested by more than one laboratory and can have both positive and negative results. **Therefore, the sum of the numbers in each column will be larger than the total number of people tested.**

Reporting lab	Inconclusive	Negative	Positive	Percent positive	Total
URGENT CARE CENTER			28	100%	28
1 TOUCH TOTALCARE SOLUTIONS		25	3	11%	28
PARK WEST MEDICAL CENTER		27	1	4%	28
ADVENT HEALTH MEDICAL GROUP- FAMILY MEDICINE AT DR. PHILIPS		23	5	18%	28
BROOKDALE PHILLIPPI CREEK			28	100%	28
MINUTECLINIC, LLC, DBA MINUTECLINIC #2544		26	2	7%	28
Cleveland Clinic Laboratories		4	24	86%	28
FAMILY CARE PARTNERS		18	10	36%	28
MINUTECLINIC DIAGNOSTIC OF TEXAS		24	4	14%	28
LAKE PLACID HEALTH AND REHABILITATION		1	27	96%	28
ORANGE PEDIATRICS			28	100%	28
WESTPAC LABS INC	1	16	11	39%	28
VASSAR BROTHERS MEDICAL CENTER LABORATORY		26	2	7%	28
EDEN AT CRESTVIEW		12	16	57%	28
ASTORIA HEALTH AND REHABILITATION CENTER		27	1	4%	28
UTAH DEPARTMENT OF HEALTH			28	100%	28
BROWARD HEALTH IMPERIAL POINT NURSING			28	100%	28
GASTROENTEROLOGY ASSOCIATES OF PENSACOLA PA		24	4	14%	28
VA MEDICAL CENTER			28	100%	28
MEDEXPRESS URGENT CARE - BLOOMINGTON		23	5	18%	28
MINUTECLINIC DIAGNOSTIC OF TN, PC 374		23	5	18%	28
KIVA AT CANTERBURY, LLC		28			28
MINUTECLINIC DIAGNOSTIC OF TN PC #6435		25	3	11%	28
FIRST CHOICE PEDIATRICS LOOP		25	3	11%	28
BROOKDALE UNIVERSITY HOSPITAL		26	2	7%	28
ACCESS HEALTH CARE PHYSICIANS LLC		10	18	64%	28
MARION PEDIATRICS PA		21	7	25%	28
ECC PEDIATRICS		28			28
NATIONAL MENTOR HEALTHCARE LLC			28	100%	28
KEY PRIMARY CARE			28	100%	28
MONTEFIORE NEW ROCHELLE HOSPITAL		25	3	11%	28
WEST BROWARD CARE CENTER		24	4	14%	28
SPANISH RIVER HIGH SCHOOL ESE		23	4	15%	27
PHYSICIANS CARE		23	4	15%	27
LEXINGTON PLACE SENIOR LIVING COMMUNITY		27			27
EXPRESS CARE OF BELLEVIEW		27			27
HOWARD BEACH URGENT CARE		25	2	7%	27
HALIFAX HEALTH URGENT CARE		6	21	78%	27
HUNT CLUB PEDIATRIC ASSOCIATES LLC		22	5	19%	27
EMORY BENNETT VETERANS NURSING HOME	1	26			27
SHORE MEMORIAL HOSPITAL		24	3	11%	27
NTD EUROFINS ATLANTA		26	1	4%	27
WALGREENS #04569		25	2	7%	27
THE CLUB AT BOYNTON BEACH, LLC		25	2	7%	27
LAKELAND HILLS CENTER		19	8	30%	27
COMMUNITY HEALTH OF SOUTH FLORIDA			27	100%	27
CVA MINUTE CLINIC DIAGNOSTIC OF VIRGINIA, LLC		26	1	4%	27

COVID-19: testing by laboratory

Data through Apr 30, 2021 verified as of May 1, 2021 at 09:25 AM

Data in this report are provisional and subject to change.

The numbers in the table below represent the number of Florida and non-Florida residents for whom test results were received by the Department of Health. A person can be tested by more than one laboratory and can have both positive and negative results. **Therefore, the sum of the numbers in each column will be larger than the total number of people tested.**

Reporting lab	Inconclusive	Negative	Positive	Percent positive	Total
SUNCOAST LABS			27	100%	27
MINUTECLINIC DIAGNOSTIC OF TN PC #6363		22	5	19%	27
ATRIA LADY LAKE		27			27
SUMMIT MEDICAL GROUP - 75 E NORTHFIELD		22	5	19%	27
GRAND VILLA OF DELRAY EAST		27			27
DIXIE COUNTY HEALTH DEPARTMENT		18	9	33%	27
ADVANCED HEALTHCARE ASSOCIATES		23	4	15%	27
EPIC REFERENCE LABS INC			27	100%	27
MINUTECLINIC LLC #4449		25	2	7%	27
Summit Medical Group Westfield Lab		24	3	11%	27
AEGIS MEDICAL GROUP, LLC		26	1	4%	27
URGENT FAMILY CARE INC		24	3	11%	27
OPTIMAL CARE PEDIATRICS		8	19	70%	27
THE COMMONWEALTH OF MASSACHUSETTS		1	26	96%	27
Clearwater Center		13	14	52%	27
LOOP PEDIATRICS		22	5	19%	27
VICK STREET MANOR		27			27
CARENOW - DOWNTOWN NORTH GULCH		25	2	7%	27
CANTON-POTSDAM HOSPITAL LABORATORY		26	1	4%	27
BOZEMAN HEALTH DEACONESS HOSPITAL		18	9	33%	27
BROOKDALE SOUTHPOINT			27	100%	27
West Gate Village, LLC		27			27
HEALTHPARK MEDICAL CENTER ABG LAB		26	1	4%	27
LOT HEALTH SERVICES☐	1	25			26
MD BEAUTY LABS, PA		24	2	8%	26
FORT SANDERS REGIONAL LABORATORY		26			26
COASTAL COMPLETE CARE		12	14	54%	26
DELRAY BEACH FACIAL PLASTIC SURGERY		26			26
MORTON PLANT HOSPITAL - ADLER INSTITUTE OF LAB MEDICINE		1	25	96%	26
MINUTECLINIC DIAGNOSTIC OF TN PC #378		23	3	12%	26
ARCPOINT LABS OF FORT LAUDERDALE		25	1	4%	26
DARDEN WELLNESS CENTER		23	3	12%	26
COASTAL SKIN SURGERY AND DERMATOLOGY		18	8	31%	26
EXPRESS FAMILY CARE LLC		11	15	58%	26
OAKTREE HEALTHCARE			26	100%	26
TREEHOUSE PEDIATRICS & FAMILY CARE		26			26
USCG AIR STATION CLEARWATER CLINIC		25	1	4%	26
PALM BEACH COUNTY FIRE RESCUE		24	2	8%	26
EAST HILL MEDICAL GROUP		17	9	35%	26
EMORY CRAWFORD LONG HOSPITAL LABORATOR		23	3	12%	26
ADIRONDACK MEDICAL CENTER		26			26
PALMETTO PEDIATRICS			26	100%	26
LAKES DIALYSIS CENTER INC			26	100%	26
ADVENT HEALTH PARTIN SETTLEMENT HEALTH PARK		18	8	31%	26
PULMONARY SPECIALISTS OF THE PALM BEACHES		16	10	38%	26
MONCRIEF ARMY HEALTH CLINIC			26	100%	26
MAGNOLIA PEDIATRICS		4	22	85%	26

COVID-19: testing by laboratory

Data through Apr 30, 2021 verified as of May 1, 2021 at 09:25 AM

Data in this report are provisional and subject to change.

The numbers in the table below represent the number of Florida and non-Florida residents for whom test results were received by the Department of Health. A person can be tested by more than one laboratory and can have both positive and negative results. **Therefore, the sum of the numbers in each column will be larger than the total number of people tested.**

Reporting lab	Inconclusive	Negative	Positive	Percent positive	Total
THE MINIER URGENT CARE		20	6	23%	26
NEWYORK-PRESBYTERIAN/ LAWRENCE HOSPITAL LABORATORY		23	3	12%	26
MINUTE CLINIC DIAGNOSTIC OF TEXAS, LLC		23	3	12%	26
RJ LEE GROUP	1	23	2	8%	26
ABL MEDICAL CARE LLC			26	100%	26
MINUTECLINIC DIAGNOSTIC OF NORTH CAROLINA PC		23	3	12%	26
HOPE HEALTHCARE		25	1	4%	26
ADVENTHEALTH MEDICAL GROUP PEDIATRIC & ADOLESCENT		25	1	4%	26
WAKULLA COUNTY HEALTH DEPARTMENT		12	14	54%	26
GMR EVENT SERVICES LLC DBA CROWDRX		26			26
NEW YORK METHODIST HOSPITAL		22	4	15%	26
MARQUESA MEDICAL		22	4	15%	26
VILLAGES REHABILITATION AND NURSING CENTER		24	1	4%	25
JUST FOR KIDS PEDIATRICS		5	20	80%	25
TREASURE COAST URGENT CARE			25	100%	25
CVS NC7588POCT ASHEVILLE		22	3	12%	25
UNIV OF NORTH ALABAMA HEALTH CENTER		22	3	12%	25
TOTAL ACCESS URGENT CARE		1	24	96%	25
THE WATERMARK AT VISTAWILLA		25			25
ADVENT HEALTH - LAKE MARY PEDIATRICS		16	9	36%	25
STEWARD MEDICAL GROUP INC			25	100%	25
GREEN GABLES ASSISTED LIVING FACILITY		25			25
ENCOMPASS HOME HEALTH OF THE SOUTHEAST LLC		23	2	8%	25
DALE MEDICAL CENTER		20	5	20%	25
ADEPT INPATIENT MEDICAL SERVICES PC		25			25
ASURANCE SCIENTIFIC LABORATORIES		24	1	4%	25
PHYSICIANS STAT		3	22	88%	25
ADVENT HEALTH EXPRESS		9	16	64%	25
STATE LAB		3	22	88%	25
ST. CLOUD HOSPITAL		20	5	20%	25
SUNQUEST		3	22	88%	25
CENTRAL FLORIDA PEDIATRIC URGENT CARE LLC		21	4	16%	25
VISTACARE PHARMACY I		21	4	16%	25
GRADY HEALTH SYSTEM		25			25
MADWAR		19	6	24%	25
LAKE HOWARD HEIGHTS	1	21	3	12%	25
SOUTH FLORIDA DIALYSIS CENTER		8	17	68%	25
FEDERAL PRISON CAMP PENSACOLA			25	100%	25
WESTPAC LABS		1	24	96%	25
JUPITER MEDICAL CENTER		1	24	96%	25
MINUTECLINIC DIAGNOSTIC OF NORTH		22	3	12%	25
OLIVE BRANCH HEALTH AND REHABILITATION CENTER			25	100%	25
MINUTECLINIC DIAGNOSTIC OF TN PC #320		17	8	32%	25
MED PLUS FLORENCE		20	4	17%	24
PASSPORT HEALTH OF TAMPA BAY		21	3	13%	24
SARNO FAMILY PRACTICE		11	13	54%	24
MID FLORIDA PATHOLOGY LLC		23	1	4%	24

COVID-19: testing by laboratory

Data through Apr 30, 2021 verified as of May 1, 2021 at 09:25 AM

Data in this report are provisional and subject to change.

The numbers in the table below represent the number of Florida and non-Florida residents for whom test results were received by the Department of Health. A person can be tested by more than one laboratory and can have both positive and negative results. **Therefore, the sum of the numbers in each column will be larger than the total number of people tested.**

Reporting lab	Inconclusive	Negative	Positive	Percent positive	Total
NOVANT HEALTH		18	6	25%	24
LIFELINK TISSUE BANK D/B/A LIFELINK TISSUE BANK		20	4	17%	24
CL BRUMBACK PRIMARY CARE CLINIC LANTANA		2	22	92%	24
FLORENCE J HUNT STUDENT WELLNESS CENTER - HEALTH SERVICES (ABBOTT)		24			24
DOC PAM PA		23	1	4%	24
MINUTECLINIC, LLC, #4160		20	4	17%	24
ADVANCED URGENT CARE CENTER		7	17	71%	24
ATRIA AT ST JOSEPHS		24			24
LAKE NONA MEDICAL SERVICES		16	8	33%	24
DOCTORS MEDICAL CENTER OF WALTON COUNTY CLINIC			24	100%	24
ST ELIZABETH MEDICAL CENTER LABORATORY		21	3	13%	24
TIMBERLANE LODGE ALF	1	16	7	29%	24
PALMS MEDICAL GROUP - LAKE CITY WEST		3	21	88%	24
WELLNOW URGENT CARE		23	1	4%	24
ROWLETT MIDDLE ACADEMY		22	2	8%	24
AVENTIS BIO-SERVICES CTL		24			24
PACIFICA SENIOR LIVING FORT MYERS		15	9	38%	24
NORTHEAST GEORGIA MEDICAL CENTER		24			24
HEALTH MED CENTERS		24			24
SOUTH NASSAU COMMUNITIES HOSPITAL		20	4	17%	24
EDWARD S BENNETT MD PLLC		24			24
LABORATORY DYNAMICS		20	4	17%	24
BAYFRONT HMA CONVENIENT CARE, LLC		2	22	92%	24
JOINT AMBULATORY CARE CENTER		24			24
FORT PIERCE FAMILY CARE INC		18	6	25%	24
HENNEPIN COUNTY MEDICAL CENTER (HCMC)		13	11	46%	24
TARPON BAYOU CENTER			24	100%	24
Wesley Place on Honeysuckle		22	2	8%	24
ROSS MEDICAL GROUP			24	100%	24
PALM BEACH GARDENS MEDICAL CENTER			24	100%	24
CSH LAKE ORIENTA LP		24			24
J AND J VISTAKON EMPLOYEE HEALTH CENTER		23	1	4%	24
URGENT CARE USA			24	100%	24
WESTMINSTER WOODS ON JULINGTON CREEK		22	2	8%	24
PRIME CARE ONE LLC/HARBORCHASE OF VENICE			24	100%	24
INTERVENTIONAL REHABILITATION OF SOUTH FLORIDA		16	8	33%	24
MADISON COUNTY MEMORIAL HOSP		12	12	50%	24
THE CHAPPEL GROUP RESEARCH		24			24
ST VINCENT'S EAST		22	2	8%	24
COURTYARDS OF ORLANDO		24			24
SENIOR HEALTH OF WINTER PARK DUNDEE		24			24
FINLAY C. LABORATORY		4	20	83%	24
MAITLAND PRIMARY CARE		9	15	63%	24
A PLUS FAMILY URGENT CARE			24	100%	24
PHYSICIANS PRIMARY CARE OF SW FLORIDA PL		24			24
RAINBOW PEDIATRIC CENTER		2	22	92%	24
UAH STUDENT HEALTH CENTER		17	7	29%	24

COVID-19: testing by laboratory

Data through Apr 30, 2021 verified as of May 1, 2021 at 09:25 AM

Data in this report are provisional and subject to change.

The numbers in the table below represent the number of Florida and non-Florida residents for whom test results were received by the Department of Health. A person can be tested by more than one laboratory and can have both positive and negative results. **Therefore, the sum of the numbers in each column will be larger than the total number of people tested.**

Reporting lab	Inconclusive	Negative	Positive	Percent positive	Total
ALAN SERURE MD		24			24
CVS NV3210POCT LAS VEGAS		21	3	13%	24
SARASOTA MEMORIAL NURSING & REHABILITATION CTR		24			24
INNOVATIVE RESEARCH OF WEST FLORIDA		21	3	13%	24
HERITAGE OAKS ASSISTED LIVING & MEMORY CARE		20	4	17%	24
BETHESDA HEALTH PHYSICIAN GROUP INC			24	100%	24
MORTON PLANT NORTH BAY HOSPITAL			24	100%	24
SENIOR LIVING IV SUN CITY LLC		17	7	29%	24
South Heritage Health and Rehab		24			24
FLORIDA MEDICAL CLINIC - NEW TAMPA		19	5	21%	24
BAPTIST PEDIATRICS		20	4	17%	24
LAKEVIEW HEALTH CARE SYSTEMS		9	14	61%	23
SONATA BOYNTON BEACH		21	2	9%	23
WOODHOUSE INC		17	6	26%	23
TRINITY MEDICAL ASSOCIATES LLC			23	100%	23
UNIVERSITY HILLS HEALTH AND REHABILITATION CENTER		18	5	22%	23
49D2045214PHYSICIAN OFFICEWAIVERMEDEXPRESS URGENT CARE - HARRISONBU		14	9	39%	23
WELLMED AT LAKE COPELAND		17	6	26%	23
APOLLO SURGERY CENTER		21	2	9%	23
ISLAND COAST PEDIATRICS PA		22	1	4%	23
WELLMED AT BRANDON REGIONAL		16	7	30%	23
COASTAL FAMILY PRACTICE		15	8	35%	23
WALGREENS #04618		20	3	13%	23
CARESPOT		2	21	91%	23
MIAMI BEACH MEDICAL GROUP			23	100%	23
OMEGA LABORATORIES		19	4	17%	23
NORTHWEST FLORIDA COMMUNITY HOSPITAL 3RD FLOOR		21	2	9%	23
MARQUES PEDIATRICS			23	100%	23
Sovereign Laboratory Services, LLC		20	3	13%	23
GILCHRIST COUNTY JAIL		21	2	9%	23
ESOTERIX GENETIC LABORATORIES		17	6	26%	23
PALM BAY FAMILY PRACTICE		6	17	74%	23
FAST PACE MEDICAL CLINIC PLLC		21	2	9%	23
SEBRING PEDIATRICS LLC			23	100%	23
FLUSHING HOSPITAL MEDICAL CENTER		19	4	17%	23
GLEN COVE HOSPITAL		23			23
GRAND VILLA OF SARASOTA		22	1	4%	23
NEW YORK PRESBYTERIAN - ALLEN HOSPITAL		23			23
MEDEXPRESS URGENT CARE - SEMINOLE SQAU		21	2	9%	23
Z UROLOGY		22	1	4%	23
CORE LABORATORY		1	22	96%	23
PULSE MEDICAL GROUP INC			23	100%	23
PEPIN ACADEMIES-PASCO		22	1	4%	23
EGL GENETIC DIAGNOSTICS		1	22	96%	23
MINUTECLINIC MINUTECLINIC #8746		22	1	4%	23
NOBLE SENIOR LIVING		3	20	87%	23
COMMONWEALTH OF MASSACHUSETTS			23	100%	23

COVID-19: testing by laboratory

Data through Apr 30, 2021 verified as of May 1, 2021 at 09:25 AM

Data in this report are provisional and subject to change.

The numbers in the table below represent the number of Florida and non-Florida residents for whom test results were received by the Department of Health. A person can be tested by more than one laboratory and can have both positive and negative results. **Therefore, the sum of the numbers in each column will be larger than the total number of people tested.**

Reporting lab	Inconclusive	Negative	Positive	Percent positive	Total
SELECT PHYSICIANS ALLIANCE PL		23			23
NEW JERSEY		22	1	4%	23
UF HEALTH NORTH JACKSONVILLE			23	100%	23
REGENEXX TAMPA BAY		20	3	13%	23
PRIMECARE AT PORT ORANGE		4	19	83%	23
TREEHOUSE PEDIATRICS		19	4	17%	23
BAYFRONT FAMILY HEALTH CENTER		3	20	87%	23
CHARLOTTE CHD PORT CHARLOTTE		19	4	17%	23
WUESTHOFF MEDICAL CENTER-MELBOURNE			23	100%	23
FLORIDA PEDIATRICS		6	16	73%	22
ROCKLEDEGE REGIONAL MEDICAL CENTER		17	5	23%	22
ST MARYS MEDICAL CENTER			22	100%	22
BROOKDALE WEST BOYNTON BEACH		22			22
ERIC C MARSHAL MD, PC DBA MINUTECLINIC		21	1	5%	22
BAYCARE MEDICAL GROUP INC			22	100%	22
OHSU MOLECULAR MICROBIOLOGY LAB		21	1	5%	22
EBEIDS MD PEDIATRICS		19	3	14%	22
DIACARTA INC.		22			22
SOLE HEALTH LLC		22			22
YUSRA MEDICAL ASSOCIATES PA		16	6	27%	22
TEN HEALTHCARE		6	16	73%	22
FAMILY AND AFTER HOURS CARE		22			22
GUARDANT HEALTH		16	6	27%	22
SEAGRASS VILLAGE			22	100%	22
MINUTECLINIC DIAGNOSTIC PA		19	3	14%	22
GAMMA DIAGNOSTIC LAB LLC			22	100%	22
ST VINCENT'S URGENT CARE		19	3	14%	22
GENTIVA HEALTH SERVICES		20	2	9%	22
CVS NC4165POCT BREVARD		14	8	36%	22
MEDI STATION			22	100%	22
MORNINGSIDE MANOR & VILLA ADULT CARE C		22			22
MOBILE DIVISION LABORATORY		7	15	68%	22
MINUTECLINIC DIAGNOSTICS MEDICAL GROUP		21	1	5%	22
HARTFORD HOSPITAL ANCILLARY LAB		17	5	23%	22
Grace Rehabilitation of Vero Beach		21	1	5%	22
LAKEWOOD RANCH MEDICAL CENTER CLINICAL LAB			22	100%	22
MINUTE-CLINIC DIAGNOSTIC OF VIRGINIA		18	4	18%	22
ELAN SPANISH SPRINGS		4	18	82%	22
PRIMARY CARE SPECIALISTS OF ORLANDO LLC		17	5	23%	22
SOUTH CAROLINA DEPARTMENT OF HEALTH			22	100%	22
ORANGE REGIONAL MEDICAL CENTER LABORATORY		17	5	23%	22
MORRIS PARK URGENT CARE		19	3	14%	22
MARATHON HEALTH FOR LIFE		19	3	14%	22
BASSETTI & ASSOCIATES, MD, PA			22	100%	22
GLEN OAKS URGENT CARE		20	2	9%	22
KELLY'S ASSISTED LIVING FACILITY		22			22
INTERNAL MEDICINE LIPID AND WELNNESS PRACTICE		10	12	55%	22

COVID-19: testing by laboratory

Data through Apr 30, 2021 verified as of May 1, 2021 at 09:25 AM

Data in this report are provisional and subject to change.

The numbers in the table below represent the number of Florida and non-Florida residents for whom test results were received by the Department of Health. A person can be tested by more than one laboratory and can have both positive and negative results. **Therefore, the sum of the numbers in each column will be larger than the total number of people tested.**

Reporting lab	Inconclusive	Negative	Positive	Percent positive	Total
FLORIDA HOSPITAL LABS		12	10	45%	22
TEXAS DEPARTMENT OF STATE HEALTH SERVICES		3	19	86%	22
OHIO CVS STORES, LLC DBA		19	3	14%	22
OCEANSIDE URGENT CARE		22			22
SHELBY BAPTIST MEDICAL CENTER		16	5	24%	21
GOOD SAMARITAN MEDICAL CENTER			21	100%	21
HEALTHY MINORS, LLC.		20	1	5%	21
CARENOW URGENT CARE-BRENTWOOD		15	6	29%	21
HELIX DIAGNOSTICS			21	100%	21
SOMA MEDICAL CENTER, PA #4 FLORIDA MANGO		1	20	95%	21
ADVENTHEALTH MEDICAL GROUP PEDIATRICS AT		4	17	81%	21
CLEVELAND CLINIC FLORIDA		1	20	95%	21
TENNESSEE DEPARTMENT OF HEALTH		15	6	29%	21
UPMC CHAUTAUQUA AT WCA LABORATORY		20	1	5%	21
NAVAL MEDICAL CENTER SAN DIEGO			21	100%	21
WACO HHSSURGEWACO	1	17	3	14%	21
PREMIUM HEALTH CARE			21	100%	21
PRIMECARE OF DOTHAN-DALEVILLE CLINIC		16	5	24%	21
CVS MINUTE CLINIC DIAGNOSTIC OF TEXAS LLC		17	4	19%	21
REVA INC		17	4	19%	21
ADVENT HEALTH - KISSIMMEE		6	15	71%	21
Citymd Of Lacey		18	3	14%	21
CLINICAL PATHOLOGY LABORATORIES SOUTHEAST			21	100%	21
COLUMBIA MEMORIAL HOSPITAL		21			21
RHODE ISLAND DEPARTMENT OF HEALTH			21	100%	21
NONA PEDIATRIC CENTER		15	6	29%	21
INTERNATIONAL MEDICAL LABORATORY INC		21			21
ORANGE PARK PEDIATRIC ASSOCIATES		10	11	52%	21
JEFFERSON K-12, A SOMERSET SCHOOL- CLINIC		17	4	19%	21
WINTER PARK FAMILY PRACTICE LLC		17	4	19%	21
ARDEN COURTS OF WINTER SPRINGS		18	3	14%	21
PEDIATRIC ASSOCIATES PA		17	4	19%	21
CONNECTDX		6	15	71%	21
CVS MINUTE CLINIC DIAGNOSTIC OF TN #6044		19	2	10%	21
CITY OF CLEARWATER EMPLOYEE HEALTH CENTER		10	11	52%	21
POINT OF CARE CLINICS PRIMARY CARE		20	1	5%	21
CITY OF SANFORD EMPLOYEE HEALTH AND		20	1	5%	21
GRACE WELLNESS CENTER		8	13	62%	21
THE VILLAGES HEALTH		12	9	43%	21
HARLEM HOSPITAL CENTER		20	1	5%	21
ST JUDE CHILDRENS RESEARCH HOSPITAL		21			21
ROCKLEDGE FAMILY HEALTH			21	100%	21
ESTATES MEDICAL CENTER		12	9	43%	21
BARTON FAMILY PRACTICE		10	11	52%	21
CVS HEALTH, #3396		18	2	10%	20
THE CANOPY AT HARPER LAKE	1		19	95%	20
FAMILY CARE CYPRESS CREEK		1	19	95%	20

COVID-19: testing by laboratory

Data through Apr 30, 2021 verified as of May 1, 2021 at 09:25 AM

Data in this report are provisional and subject to change.

The numbers in the table below represent the number of Florida and non-Florida residents for whom test results were received by the Department of Health. A person can be tested by more than one laboratory and can have both positive and negative results. **Therefore, the sum of the numbers in each column will be larger than the total number of people tested.**

Reporting lab	Inconclusive	Negative	Positive	Percent positive	Total
KIDSWOOD PEDIATRICS CORP		6	14	70%	20
ADVENTHEALTH MEDICAL GROUP	1	13	6	30%	20
TGH MEDICAL GROUP LABORATORY CARROLLWOOD			20	100%	20
VIERA FAMILY MEDICINE AND WELLNESS		16	4	20%	20
GOOD SAMARITAN SOCIETY OF DAYTONA		16	4	20%	20
MEDEXPRESS URGENT CARE - TIMBERLAKE		17	3	15%	20
CARESPOT OF NOCATEE		1	19	95%	20
ORLANDO FAMILY PHYSICIANS INC		14	6	30%	20
BROOKDALE MANDARIN CENTRAL		7	13	65%	20
PRIMARY CARE MEDICINE	1	13	6	30%	20
CONSOLIDATED LAB SERVICES		10	10	50%	20
ST ANTHONY'S HOSP PATIENT CARE SERVICE			20	100%	20
DEPT OF VA MEDICAL CENTER - BAY PINES			20	100%	20
MINUTECLINIC DIAGNOSTIC OF MICHIGAN PC		19	1	5%	20
ANYTIME LAB, LLC		18	2	10%	20
REDITUS LABORATORIES			20	100%	20
BROWNE MEDICAL		18	2	10%	20
COMMUNITY HOME HEALTH CARE		20			20
BAY PEDIATRICS PA		18	2	10%	20
THRIF-T DRUGS INC		18	2	10%	20
MEDICAL EXPRESS CORP		18	2	10%	20
LAKE WORTH MANOR		19	1	5%	20
PONCE PLAZA NURSING & REHAB CENTER		4	16	80%	20
BEST MEDICAL CENTER		11	9	45%	20
MINUTECLINIC DIAGNOSTIC OF TN PC #566		16	4	20%	20
URGENT TEAM		17	3	15%	20
WINSHIPS PHARMACY INC		20			20
PROFESSIONAL PARK PEDIATRICS PA			20	100%	20
GRAND VILLA OF PALM COAST		20			20
AUBURN COMMUNITY HOSPITAL		18	2	10%	20
MCWHORTER SCHOOL OF PHARMACY		20			20
STATEN ISLAND UNIVERSITY HOSPITAL		19	1	5%	20
MINUTECLINIC DIAGNOSTIC OF TEXAS LLC		18	2	10%	20
FORT WALTON BEACH DEVELOPMENTAL CENTER		19	1	5%	20
MINUTECLINIC, LLC #4507		18	2	10%	20
MINUTE CLINIC		2	18	90%	20
ODYSSEY HEALTHCARE OF MARION COUNTY, LLC		19	1	5%	20
FIRST CHOICE PEDIATRICS WINTER SPRINGS		15	5	25%	20
SHIELDT3 LLC		20			20
ADVENTIST HEALTH SYSTEM		16	4	20%	20
Florala Health and Rehabilitation, LLC		19	1	5%	20
MINUTECLINIC DIAGNOSTIC OF RHODE ISLAND, LLC #590		19	1	5%	20
BAPTIST MEDICAL GRP URGENT CARE & OCC HEALTH AIRPO		20			20
INTEGRATED REGIONAL LABORATORIES - LARGO			19	100%	19
MINUTECLINIC INCORPORATE, LLC		16	3	16%	19
CAREHERE- LCS LEESBURG			19	100%	19
URGENT CARE & FAMILY PRACTICE CENTER			19	100%	19

COVID-19: testing by laboratory

Data through Apr 30, 2021 verified as of May 1, 2021 at 09:25 AM

Data in this report are provisional and subject to change.

The numbers in the table below represent the number of Florida and non-Florida residents for whom test results were received by the Department of Health. A person can be tested by more than one laboratory and can have both positive and negative results. **Therefore, the sum of the numbers in each column will be larger than the total number of people tested.**

Reporting lab	Inconclusive	Negative	Positive	Percent positive	Total
CITY OF LAKE MARY EMPLOYEE HEALTH CENTER		16	3	16%	19
AURORA UNIVERSITY WELLNESS CENTER		19			19
MONROE COUNTY DETENTION CENTER			19	100%	19
MAIMONIDES MEDICAL CENTER		16	3	16%	19
VALLEY IMMEDIATE CARE		16	3	16%	19
BAYVIEW MEDICAL		19			19
MED HEALTH SERVICES		18	1	5%	19
EMERALD COAST HOSPICE - CRESTVIEW		19			19
SEVEN RIVERS REGIONAL MEDICAL CENTER		5	14	74%	19
ALL PEDIATRIC CARE			19	100%	19
JOHNS HOPKINS MEDICAL LABORATORIES		1	18	95%	19
ABC PEDIATRICS OF PORT ST LUCIE		17	2	11%	19
INTEGRATED FAMILY MEDICAL CENTER			19	100%	19
REGENCY SQUARE MALL - SEARS		3	16	84%	19
ST CATHERINE OF SIENA HOSPITAL		17	2	11%	19
JACKSON NORTH MEDICAL CENTER		2	17	89%	19
CLERMONT ADVENTHEALTH CENTRA CARE		1	18	95%	19
COLLEGE POINT URGENT CARE		16	3	16%	19
NANO HEALTH ASSOCIATES LLC		19			19
CARESPOT EXPRESS HEALTHCARE			19	100%	19
BIOREFERENCE LABORATORIES		7	12	63%	19
ROBERT WOOD JOHNSON UNIVERSITY HOSP		17	2	11%	19
MICHELLE S PAGE MD PA		18	1	5%	19
ASHRAF MEDICAL GROUP PLLC DBA PULSE M		18	1	5%	19
LOVING CARE OF THE TREASURE COAST LLC	1	13	5	26%	19
BRIDGEWAY HEALTH CLINICS INC			19	100%	19
ST. JUDES LABORATORIES		13	6	32%	19
STAT MEDICAL CLINIC III INC		13	6	32%	19
ROBINSON FAMILY CLINIC PA		10	9	47%	19
OCEAN REEF MEDICAL CENTER, LLC			19	100%	19
MINUTECLINIC, LLC #1586		14	5	26%	19
ELTINGVILLE CIRCLE URGENT CARE		18	1	5%	19
STONE WASH CLINICAL LABORATORIES		2	17	89%	19
CVS MINUTE CLINIC DIAGNOSTIC OF TEXAS, LLC		15	4	21%	19
CLINIC OF PEDIATRICS & GI MEDICINE INC		1	18	95%	19
FOX FAMILY PRACTICE		19			19
NO NAME		8	11	58%	19
BAPTIST MEMORIAL HEALTH CARE		17	2	11%	19
MD PLUS URGENT CARE, LLC			19	100%	19
FLORIDA HOSPITAL WINTER GARDEN		15	4	21%	19
FLORIDA COMMUNITY HEALTH CENTER OF ST. LUCIE		1	18	95%	19
CORNER OAK ESTATE LLC		19			19
MINUTE CLINIC DIAGNOSTIC OF TN PC #64		18	1	5%	19
CARE POINT HEALTH & WELLNESS CENTER		19			19
ROYAL PALM MEDICAL GROUP, INC		19			19
LAB INTERMARKET FACILITY LAB		1	18	95%	19
ANYLABTESTNOW		6	13	68%	19

COVID-19: testing by laboratory

Data through Apr 30, 2021 verified as of May 1, 2021 at 09:25 AM

Data in this report are provisional and subject to change.

The numbers in the table below represent the number of Florida and non-Florida residents for whom test results were received by the Department of Health. A person can be tested by more than one laboratory and can have both positive and negative results. **Therefore, the sum of the numbers in each column will be larger than the total number of people tested.**

Reporting lab	Inconclusive	Negative	Positive	Percent positive	Total
BROOKDALE ST AUGUSTINE		1	17	94%	18
URGENT CARE AT LONGWOOD			18	100%	18
MARION COUNTY HEALTH DEPARTMENT		17	1	6%	18
MEDLAB INC		18			18
CABOT RESERVE ON THE GREEN		18			18
PRATTVILLE BAPTIST HOSPITAL		14	4	22%	18
PPD - IXLAYER		17	1	6%	18
TPCA CLINICAL LABORATORIES		15	3	17%	18
CVS PHARMACY		1	17	94%	18
FORT HAMILTON URGENT CARE		18			18
BAY COUNTY HEALTH DEPARTMENT		14	4	22%	18
INTERMOUNTAIN CENTRAL LAB		1	17	94%	18
CRANES VIEW LODGE			18	100%	18
XPRESS WELLNESS URGENT CARE			18	100%	18
UM MILLER SCHOOL OF MEDICINE			18	100%	18
AVALON FAMILY RESORT ASSISTED LIVING LLC		18			18
ASCENSION ST VINCENT'S PRIMARY CARE		1	17	94%	18
IONA COLLEGE HEALTH & WELLNESS CENTER		18			18
MC DIAGNOSTIC OF CONNECTICUT, PC #1960		18			18
AURORA DIAGNOSTICS		6	12	67%	18
CVS MINUTE CLINIC DIAGNOSTIC OF WISCONSIN		18			18
ADVENT HEALTH - WINTER HAVEN		8	10	56%	18
Terrace of Jacksonville		3	15	83%	18
107TH PLACE GROUP HOME		18			18
CLEVELAND CLINIC			18	100%	18
SANTA ROSA COUNTY JAIL - WELLPATH			18	100%	18
MINUTECLINIC #8699		14	4	22%	18
MADISON CORE LABORATORIES		17	1	6%	18
MINUTECLINIC, LLC, DBA MINUTECLINIC #6		16	2	11%	18
DR PHILLIPS MEDICAL WELLNESS CENTER		13	5	28%	18
BRONSON FIRE DEPARTMENT		18			18
TENDER CARE ALF		18			18
DAVID LAWRENCE CENTER INC		16	2	11%	18
MC DIAGNOSTIC OF CONNECTICUT, PC #775		17	1	6%	18
OSCEOLA ALF OPERATOR, LLC DBA□		18			18
GENERAL INTERNAL MEDICINE MEDICAL CTR CLINIC		13	5	28%	18
BERGEN NEW BRIDGE M		16	2	11%	18
WALGREEN EASTERN CO, INC		18			18
MOORINGS PARK OAKSTONE AT GREY OAKS		17	1	6%	18
MI CASA DORADA ASSISTED LIVING FACILIT		18			18
MEDEXPRESS URGENT CARE, MOON TOWNSHIP		17	1	6%	18
MINUTE CLINIC DIAGNOSTIC OF SOUTH CAROLINA		13	4	24%	17
WELLINGTON FAMILY PRACTICE		13	4	24%	17
NORTHSIDE HOSPITAL DULUTH		14	3	18%	17
KIMBERLY J HENDERSON MD PC		16	1	6%	17
ESTATES MEDICAL CENTER INC		4	13	76%	17
ST JOSEPH HOSPITAL		16	1	6%	17

COVID-19: testing by laboratory

Data through Apr 30, 2021 verified as of May 1, 2021 at 09:25 AM

Data in this report are provisional and subject to change.

The numbers in the table below represent the number of Florida and non-Florida residents for whom test results were received by the Department of Health. A person can be tested by more than one laboratory and can have both positive and negative results. **Therefore, the sum of the numbers in each column will be larger than the total number of people tested.**

Reporting lab	Inconclusive	Negative	Positive	Percent positive	Total
DIEGO FALLON MD PA		6	11	65%	17
TGH URGENT CARE – WESTCHASE			17	100%	17
CARE NOW, INC		13	4	24%	17
INN AT LAKE SEMINOLE SQUARE, THE		17			17
YORKVILLE PEDIATRIC URGENT CARE		17			17
PARRISH HEALTH CENTER		14	3	18%	17
UNIVERSITY LAB			17	100%	17
IXI WELLNESS DALLAS, LLC		17			17
ALBIBI		1	16	94%	17
MEDEXPRESS URGENT CARE- MARYLAND		14	3	18%	17
PALATKA VA CBOC		16	1	6%	17
MINUTECLINIC DIAGNOSTIC OF SC, LLC #2		13	4	24%	17
HEALTHCARE NOW			17	100%	17
MASSACHUSETTS GENERAL HOSPITAL		1	16	94%	17
CVS MINUTE CLINIC DIAGNOSTIC OF VIRGINIA		17			17
KIDS CARE PEDIATRICS PA			17	100%	17
UC HEALTH UNIVERSITY HOSPITAL		14	3	18%	17
COMPREHENSIVE CHILDCARE ASSOCIATES		9	8	47%	17
SOMA MEDICAL CENTER PA			17	100%	17
SARASOTA MEDICAL CENTER		6	11	65%	17
PRIMARY CARE WALK IN CLINIC PLLC			17	100%	17
BROOKDALE CROWN POINT			17	100%	17
MIRIMUS INC		1	16	94%	17
MINUTECLINIC DIAGNOSTIC OF OKLAHOMA		14	3	18%	17
CVS MINUTE CLINIC DIAGNOSTIC PA		13	4	24%	17
FLORIDA KEYS CONCIERGE MEDICINE, LLC		15	2	12%	17
BAY BREEZE HEALTH AND REHABILITATION CENTER		9	8	47%	17
MINUTECLINIC DIAGNOSTIC OF TN PC #6415		13	4	24%	17
GENOTOX LABORATORIES		14	3	18%	17
UVMMC MICROBIOLOGY		16	1	6%	17
EAR NOSE & THROAT ASSOCIATES OF MANATEE PA		17			17
ADVENT HEALTH - ZEPHYRHILLS			17	100%	17
URGENT CARE WEST CLINIC		14	3	18%	17
BLOUNT MEMORIAL HOSPITAL		14	3	18%	17
CVS NC2357POCT HUNTERSVILLE		15	2	12%	17
URGENT CARE OF NEW YORK		16	1	6%	17
MONTEFIORE ST LUKE'S CORNWALL HOSPITAL		13	4	24%	17
MARCO DRUGS AND COMPOUNDING		13	4	24%	17
COMMUNITY HEALTH OF SOUTH FLORIDA INC			17	100%	17
UNIVERSITY OF ALABAMA - FUNGAL REFERENCE LABORATORY		12	5	29%	17
CVS MINUTE CLINIC DIAGNOSTIC MED GRP OF CA		17			17
DAYTONA BEACH OPC		15	2	12%	17
GENETIC TECHNOLOGICAL INNOVATIONS			17	100%	17
CALLAWAY CLINIC		12	5	29%	17
RIVERSIDE MEDICAL GROUP		16	1	6%	17
LYNN KEEFE, MD PEDIATRICS		14	3	18%	17
MEDEXPRESS URGENT CARE LEWISBURG		16	1	6%	17

COVID-19: testing by laboratory

Data through Apr 30, 2021 verified as of May 1, 2021 at 09:25 AM

Data in this report are provisional and subject to change.

The numbers in the table below represent the number of Florida and non-Florida residents for whom test results were received by the Department of Health. A person can be tested by more than one laboratory and can have both positive and negative results. **Therefore, the sum of the numbers in each column will be larger than the total number of people tested.**

Reporting lab	Inconclusive	Negative	Positive	Percent positive	Total
FRUITVILLE URGENT CARE			17	100%	17
SAVANNAH STATE UNIVERSITY, COUNSELING		17			17
MEDEXPRESS URGENT CARE - ROBINSON TWP, STEUBENVILLE PIKE		15	2	12%	17
STARLING AT NOCATEE			17	100%	17
COAST MED URGENT CARE		16	1	6%	17
RESOLVE MOLECULAR DIAGNOSTICS		13	4	24%	17
PROMEDICA LABORITORIES		11	5	31%	16
SELECT PHYSICIANS ALLIANCE		16			16
SRMC AVALON		9	7	44%	16
INDIANA STATE DEPARTMENT OF HEALTH		1	15	94%	16
SUFFRIDGE DRIVE GROUP HOME		16			16
MORTON PLANT MEASE			16	100%	16
CENTRAL JERSEY URGENT CARE OF EATONTOW		15	1	6%	16
GOOD SAMARITAN SOCIETY		16			16
Heartland Healthcare Center Boca Raton		2	14	88%	16
WALGREENS #07936		15	1	6%	16
XERA MED RESEARCH			16	100%	16
PRO HEALTH FAMILY PHYSICIANS, NYSTROM		16			16
JS HEALTHCARE INC		16			16
TMH FSU RAPID LABORATORY		2	14	88%	16
MEDEXPRESS URGENT CARE - LAFAYETTE		15	1	6%	16
BONIFAY NURSING AND REHABILITATION CENTER			16	100%	16
PANAMA CITY VITAS HOSPICE		16			16
MINUTECLINIC DIAGNOSTIC OF TN PC #643		12	4	25%	16
NOVANT HEALTH GOHEALTH URGENT CARE-HARRISBURG		8	8	50%	16
MEDICINE AT LONGWOOD		16			16
JOSEPH MIGNOGNA		13	3	19%	16
HAWTHORNE INN OF LAKELAND		16			16
FAST TRACK URGENT CARE CENTER - TYRONE			16	100%	16
HUDSON VALLEY HOSPITAL CENTER LABORATORY		15	1	6%	16
UNAVAILABLE/UNKNOWN/NO INFORMATION FOUND			16	100%	16
NEMOURS CHILDREN'S URGENT			16	100%	16
INTERNAL MEDICINE ASSOCIATES & SPECIALTIES INC		15	1	6%	16
ALL FLORIDA FAMILY & SPORTS MEDICINE		15	1	6%	16
NORTHWEST FLORIDA SLEEP		1	15	94%	16
WELLSTAR NORTH FULTON HOSPITAL LABORAT		15	1	6%	16
BVL PEDIATRICS		14	2	13%	16
NORTHWEST FLORIDA ENT, PA		5	11	69%	16
INFEXIONSHIELD INC.		16			16
SONORA QUEST LABORATORIES			16	100%	16
KETAMINE HEALTH CENTERS AT BONITA SPRINGS, LLC		16			16
CRUCIAL CARE		10	6	38%	16
LILY'S PROMISE AL#12775		16			16
ST AUGUSTINE PLANTATION		1	15	94%	16
MINNEOLA PLACE A HOMEBRIDGE COMMUNITY		16			16
LEHIGH VALLEY HOSPITAL		3	13	81%	16
RICH STREET GROUP HOME		9	7	44%	16

COVID-19: testing by laboratory

Data through Apr 30, 2021 verified as of May 1, 2021 at 09:25 AM

Data in this report are provisional and subject to change.

The numbers in the table below represent the number of Florida and non-Florida residents for whom test results were received by the Department of Health. A person can be tested by more than one laboratory and can have both positive and negative results. **Therefore, the sum of the numbers in each column will be larger than the total number of people tested.**

Reporting lab	Inconclusive	Negative	Positive	Percent positive	Total
LAKEVIEW HEALTH SYSTEMS			16	100%	16
SURGERY CENTER OF CORAL GABLES LLC,THE		12	4	25%	16
COMMUNITY CARE CENTER☐		15	1	6%	16
VALHALLA MEDICS		16			16
MILLENNIUM PHYSICIAN GRP LLC NAPLES PINE RIDGE			16	100%	16
PRESBYTERIAN MEDICAL SERVICES		16			16
UNIVERSITY OF MIAMI MILLER SCHOOL			16	100%	16
TINA'S ASSISTED LIVING FACILITY CORP		16			16
Lab MSMC Hialeah			16	100%	16
URGENT CARE CLINIC OF LINCOLN		14	2	13%	16
HUNTINGTON URGENT CARE		15	1	6%	16
HODGES CLUSTER		2	14	88%	16
BRYAN WHITFIELD MEMORIAL HOSPITAL		11	5	31%	16
DAVITA DIALYSIS		4	12	75%	16
NORTHERN WESTCHESTER HOSPITAL LABORATORY		14	2	13%	16
OKEECHOBEE HEALTHCARE FACILITY			16	100%	16
MINUTECLINIC DIAGNOSTIC OF VIRGINIA, LLC #1416		15	1	6%	16
FLORIDA MEDICAL ASSOCIATES LLC		9	7	44%	16
OAKMONTE VILLAGE OF DAVIE			15	100%	15
SKIN WELLNESS PHYSICIANS LLC		15			15
HOLLEY-NAVARRE MEDICAL CLINIC		5	10	67%	15
SINAI HOSPITAL OF BALTIMORE		15			15
PREMIER LABORATORY SERVICES, LLC		5	10	67%	15
LAKE NONA MEDICAL SERVICE LLC		13	2	13%	15
TIFT REGIONAL HEALTH SYSTEM, INC		15			15
WALK IN URGENT CARE			15	100%	15
OPIS ISLAND LAKE CENTER		13	2	13%	15
CVS MINUTE CLINIC, LLC		13	2	13%	15
UNIVERSITY HOSPITAL UC HEALTH		11	4	27%	15
CVS CA9715POCT THOUSAND OAKS		15			15
STATEN ISLAND UNIVERSITY HOSPITAL SEGUINE AVE		12	3	20%	15
CVS TX8321POCT MCKINNEY		15			15
FLORIDA DEPARTMENT OF HEALTH IN HILLSBOROUGH COUNTY		1	14	93%	15
MEDLAB ASSOCIATES LLC		15			15
NORTH COUNTRY FAMILY HEALTH CENTER INC		15			15
MC DIAGNOSTIC OF CONNECTICUT , PC # 3		13	2	13%	15
VIGILINT HEALTHCARE		13	2	13%	15
MINUTE CLINIC LLC #5733		15			15
GNT ASSOCIATES		14	1	7%	15
CARENOW URGENT CARE-DONELSON		12	3	20%	15
MC DIAGNOSTIC OF CONNECTICUT, PC #1966		15			15
Atlanta VAMC		10	5	33%	15
BESSENT ROAD GROUP HOME		15			15
MINUTECLINIC DIAGNOSTIC OF RHODE ISLAND		12	3	20%	15
MEADOWCREST MOLECULAR DIAGNOSTICS, LLC			15	100%	15
PROHEALTH CARE ASSOCIATES MOBILE		12	3	20%	15
CARDIOTHORACIC SURGERY OF HYDE PARK			15	100%	15

COVID-19: testing by laboratory

Data through Apr 30, 2021 verified as of May 1, 2021 at 09:25 AM

Data in this report are provisional and subject to change.

The numbers in the table below represent the number of Florida and non-Florida residents for whom test results were received by the Department of Health. A person can be tested by more than one laboratory and can have both positive and negative results. **Therefore, the sum of the numbers in each column will be larger than the total number of people tested.**

Reporting lab	Inconclusive	Negative	Positive	Percent positive	Total
CVS NY491POCT JACKSON HEIGHTS		15			15
TELEVISIT MALABAR PEDIATRICS		5	10	67%	15
LAKE CO SCHOOLS EMPLOYEE HEALTH & WELLNESS CENTER	1	11	3	20%	15
LONG ISLAND JEWISH VALLEY STREAM		14	1	7%	15
ST JOSEPHS HOSP OF ATLANTA/CLINIC LAB		13	2	13%	15
DELIVER MY MEDS CORP		15			15
VERO DIAGNOSTICS		14	1	7%	15
MIAMI BEACH MEDICAL GROUP LLC			15	100%	15
PATHLINE			15	100%	15
MINUTE-CLINIC DIAGNOSTIC OF VIRGINIA, LLC #2003		12	3	20%	15
PROMUS DIAGNOSTICS, LLC			15	100%	15
BAPTIST PRIMARY CARE PONTE VEDRA		9	6	40%	15
HEALTH MED HOME CARE, LLC		15			15
FAMILY CARE CENTER OF ARLINGTON		10	5	33%	15
WELLMED AT PORT ST LUCIE WEST		10	5	33%	15
HAVEN HOSPICE IN CHIEFLAND		9	6	40%	15
OPTIONS FOR SENIORS INC DBA PALM KREST MANOR		12	3	20%	15
MC DIAGNOSTIC OF CONNECTICUT PC #459		15			15
EASTLAKE PEDIATRICS - TRINITY		15			15
Astoria Health and Rehab		15			15
CUSTEAD CARE CENTER HAVEN HOSPICE		12	3	20%	15
MEDI-DRUG INC		13	2	13%	15
TOXUSALABS DBA CONNECTDX LABS		12	3	20%	15
LEE MEMORIAL HEALTH SYSTEM D/B/A		13	2	13%	15
GADSDEN REGIONAL MEDICAL CENTER		15			15
CIMA MEDICAL CENTER		14	1	7%	15
DIATHERIX		13	2	13%	15
BAPTIST MEDICAL CENTER EAST		11	4	27%	15
FAMILY CARE			15	100%	15
AJU GEORGE MD PA			15	100%	15
ORLANDO HEALTH		2	13	87%	15
BROOKLYN HOSPITAL CENTER DOWNTOWN CAMPUS		15			15
MINUTE CLINIC DIAGNOSTIC MED GRP		14	1	7%	15
MILTON 4707		15			15
CARENOW URGENT CARE-WEST END		10	5	33%	15
NOVALIFE MEDSPA			15	100%	15
HEALTHFIRST ADVENT HEALTH CENTRA CARE COCOA BEACH			14	100%	14
METHODIST MEDICAL CENTER		11	3	21%	14
MEDI PARTNERS OF S FLORIDA LLC		14			14
CVS HEALTH MINUTE CLINIC		1	13	93%	14
LUCID DIAGNOSTICS LABS			14	100%	14
CITY OF WEST PALM BEACH EMPLOYEE & FAMILY HEALTH		14			14
MED TECH SERVICES OF PALM BEACH INC		14			14
ACCESS HOME HEALTH OF FLORIDA LLC		14			14
ADVICE FOR OPTIMAL WELLNESS		11	3	21%	14
PARROTT MEDICAL CLINIC			14	100%	14
NIGHT OWL PEDIATRICS URGENT CARE			14	100%	14

COVID-19: testing by laboratory

Data through Apr 30, 2021 verified as of May 1, 2021 at 09:25 AM

Data in this report are provisional and subject to change.

The numbers in the table below represent the number of Florida and non-Florida residents for whom test results were received by the Department of Health. A person can be tested by more than one laboratory and can have both positive and negative results. **Therefore, the sum of the numbers in each column will be larger than the total number of people tested.**

Reporting lab	Inconclusive	Negative	Positive	Percent positive	Total
BOCA SIMON		2	12	86%	14
SOMA MEDICAL CENTER, P.A.			14	100%	14
ST JOSEPH WOMENS HOSPITAL			14	100%	14
NORTHSIDE HOSPITAL FORSYTH		12	2	14%	14
HORIZON MEDICAL GROUP		12	2	14%	14
FG RAPID RESULTS LLC		8	6	43%	14
SARASOTA - ROBERT L TAYLOR COMMUNITY CENTER☐		1	13	93%	14
MINUTECLINIC DIAG OF IND, LLC #6697		13	1	7%	14
WESTERN NEW YORK IMMEDIATE MEDICAL CAR		13	1	7%	14
LIFE'S SPECIAL MOMENTS INC		14			14
ARNOT OGDEN MEDICAL CENTER LABORATORY		14			14
MINUTECLINIC DIAGNOSTIC OF TN, PC 6438		12	2	14%	14
ALAN L MELOTEK MD		14			14
RIVERSIDE COTTAGES AT THE SHORES, LLC			14	100%	14
MONTEFIORE MEDICAL CENTER LABORATORIES - WEILER		10	4	29%	14
ATMORE NURSING CENTER		13	1	7%	14
TALLAHASSEE PRIMARY CARE ASSOCIATES PA		12	2	14%	14
Hackensack Umc Mountainside		13	1	7%	14
MEDEXPRESS URGENT CARE - BENTON HARBOR		14			14
BELLEVUE HOSPITAL CENTER DEPARTMENT		14			14
Crestwood Nursing Center		7	7	50%	14
KAILOS GENETICS INC		11	3	21%	14
SOUTHEASTERN LABORATORY			14	100%	14
FAMILY MEDICINE OF WESTON LLC		6	8	57%	14
MINUTECLINIC DIAGNOSTIC OF GEORGIA, LL		11	3	21%	14
MINUTECLINIC, LLC, DBA MINUTECLINIC #2		12	2	14%	14
SUMMIT ATLANTIC SURGERY CENTER		14			14
MINUTECLINIC DIAGNOSTIC OF TN, PC 4992		14			14
QUEENS UNIVERSITY OF CHARLOTTE		14			14
CVS GA2108POCT NORCROSS		11	3	21%	14
DESOTO HEALTH AND REHAB LLC		9	5	36%	14
POLK CHD BARTOW		13	1	7%	14
MC DIAGNOSTIC OF CONNECTICUT, PC # 257		13	1	7%	14
MARCO ISLAND MEDICAL CENTER		7	7	50%	14
PT&J REHAB - VILLAGE OF ROYAL PALM BEACH		12	2	14%	14
NEW YORK PRESBYTERIAN - LOWER MANHATTAN		14			14
MONTEFIORE NYACK HOSPITAL AFFILIATED LABORATORY		13	1	7%	14
SOUTHEASTERN UNIVERSITY INC		14			14
The Evangelical Lutheran Good Samaritan Society		14			14
MIRACLE ALF INC		14			14
IGENEX INC		14			14
EPIPHANY HEALTH		8	6	43%	14
INHEALTH LIFE SCIENCES		6	8	57%	14
ALASKA PUBLIC HEALTH LAB		1	13	93%	14
TLC FAMILY CARE HOME INC		14			14
CVS TN5639POCT FARRAGUT		11	3	21%	14
CVS NC187POCT CHARLOTTE		13	1	7%	14

COVID-19: testing by laboratory

Data through Apr 30, 2021 verified as of May 1, 2021 at 09:25 AM

Data in this report are provisional and subject to change.

The numbers in the table below represent the number of Florida and non-Florida residents for whom test results were received by the Department of Health. A person can be tested by more than one laboratory and can have both positive and negative results. **Therefore, the sum of the numbers in each column will be larger than the total number of people tested.**

Reporting lab	Inconclusive	Negative	Positive	Percent positive	Total
UNIVERSITY HOSPITALS OF CLEVELAND		8	6	43%	14
MINUTE CLINIC OF KANSAS PA		8	6	43%	14
BAPTIST HEALTH			14	100%	14
DYNAMIC DNA LAB		1	13	93%	14
FAMILY PRACTICE ON THE GO		6	8	57%	14
ST CLOUD MEDICAL GROUP		12	2	14%	14
SIGMUND LABS LLC		14			14
MADISON COUNTY HEALTH DEPARTMENT		7	7	50%	14
HAVEN HOSPICE			14	100%	14
ST LUKES ROOSEVELT LABORATORY		11	3	21%	14
MELBOURNE FAMILY PRACTICE		12	2	14%	14
NORTHWESTERN MEMORIAL HOSPITAL			14	100%	14
WELLSTAR COBB HOSPITAL		12	2	14%	14
Solaris Healthcare Pensacola			14	100%	14
STEWARD MELBOURNE HOSPITAL, INC	1		13	93%	14
MINUTE CLINIC LLC #6765		13			13
MINUTECLINIC, LLC #1492		13			13
SUNCOAST COMMUNITY HEALTH CENTERS INC		3	10	77%	13
EAR NOSE AND THROAT ASSOCIATES OF MANATEE, P.A.		10	3	23%	13
MEYER PEDIATRICS CHTD		11	2	15%	13
SOUTHEAST FAMILY HEALTHCARE CENTER			13	100%	13
COMPASS URGENT CARE		8	5	38%	13
MY WELLNESS EXPRESS			13	100%	13
SOMA MEDICAL CENTER PA #4			13	100%	13
BARRANCO CLINIC,THE	3	9	1	8%	13
MEDEXPRESS URGENT CARE - PANTOPS		12	1	8%	13
MINUTECLINIC LLC (1435)		12	1	8%	13
MINUTECLINIC, LLC, MINUTECLINIC #7637		11	2	15%	13
RDX BIOSCIENCE INC		10	3	23%	13
Sunnyside Care Center		13			13
SANDGATE GARDENS REHAB & NURSING CENTER		3	10	77%	13
WALGREENS #04176		10	3	23%	13
MINUTE CLINIC LLC #2775		12	1	8%	13
SAMARITAN MEDICAL CENTER		13			13
AFC URGENT CARE - CEDAR GROVE		11	2	15%	13
VILLA OF KINGS AND QUEENS OF DELRAY		13			13
HARBOR CHASE OF JACKSONVILLE			13	100%	13
MINUTECLINIC, LLC, DBA MINUTECLINIC #6106		11	2	15%	13
RED MOUNTAIN DIAGNOSTICS		13			13
TAPESTRY TALLAHASSEE WALDEN		13			13
MEDLABS DIAGNOSTICS		11	2	15%	13
CULINARY INSTITUTE OF AMERICA STUDENT	3	10			13
EFFINGER HEALTH, PA		13			13
ESCAMBIA COMMUNITY CLINIC		2	11	85%	13
AVALON MEDICAL WALK IN CLINIC			13	100%	13
MERCY MEDICAL CENTER		6	7	54%	13
MISSOURI DEPARTMENT OF HEALTH AND SENIOR SERVICES			13	100%	13

COVID-19: testing by laboratory

Data through Apr 30, 2021 verified as of May 1, 2021 at 09:25 AM

Data in this report are provisional and subject to change.

The numbers in the table below represent the number of Florida and non-Florida residents for whom test results were received by the Department of Health. A person can be tested by more than one laboratory and can have both positive and negative results. **Therefore, the sum of the numbers in each column will be larger than the total number of people tested.**

Reporting lab	Inconclusive	Negative	Positive	Percent positive	Total
CLINICAL LABORATORY SERVICES			13	100%	13
OWL NOW URGENT CARE		5	8	62%	13
CONSULATE HEALTH CARE OF PENSACOLA			13	100%	13
MINUTE CLINIC LLC #5706		11	2	15%	13
MEDEXPRESS URGENT CARE - SALEM		9	4	31%	13
CVS MINUTE CLINIC DIAG OF IND, LLC #6549		12	1	8%	13
NATIONAL GENETICS INST LABCORP		4	9	69%	13
St Joseph's Hospital & Medical Center		12	1	8%	13
GLENBROOKE AT PALM BAY			13	100%	13
CORAL LANDING ASSISTED LIVING		11	2	15%	13
BENNETT PEDIATRICS		13			13
THE PLAZA AT PARKSQUARE		13			13
ROCKLEDGE		3	10	77%	13
CVS MINUTE CLINIC DIAGNOSTIC PA #3060		11	2	15%	13
MHHS All Lab Subsection		13			13
WORLD WRESTLING ENTERTAINMENT			13	100%	13
CAN COMMUNITY HEALTH, INC		11	2	15%	13
ALL 4 KIDZ PEDIATRICS		9	4	31%	13
Signature Healthcare of Savannah		13			13
GULF COAST MEDICAL GROUP		5	8	62%	13
MINUTECLINIC DIAGNOSTIC OF NORTH CAROLINA, PC		12	1	8%	13
VALDOSTA FAMILY MEDICINE		1	12	92%	13
LAKELAND REGIONAL HEALTH GRASSLANDS		12	1	8%	13
COVANCE CENTRAL LABORATORY			13	100%	13
CVS MINUTE CLINIC DIAGNOSTIC OF TN #3293		12	1	8%	13
BROOKDALE DELAND			13	100%	13
PARKWEST MEDICAL CENTER		11	2	15%	13
LANE PEDIATRICS PA		1	12	92%	13
ST CLOUD COMPOUNDING PHARMACY & WELLNESS CENTER		12	1	8%	13
IN-OFFICE LAB		12	1	8%	13
CROSS CARE CENTER			13	100%	13
NORTHEAST PEDIATRICS			13	100%	13
WALGREENS #06416		12	1	8%	13
MAINSTREET FAMILY SELECT		1	12	92%	13
FLORIDA STATE HOSPITAL			13	100%	13
ACM MEDICAL LABORATORY ALLIANCE		10	3	23%	13
MINUTE CLINIC DIAGNOSTIC OF SC, LLC #42		12	1	8%	13
MINUTE-CLINIC DIAGNOSTIC OF VIRGINIA, LLC		13			13
DEVEREUX FLORIDA CHILDRENS CENTER			13	100%	13
PHELPS HOSPITAL LABORATORY		11	2	15%	13
AVENTURA HOSPITAL AND MEDICAL CENTER			13	100%	13
MINUTECLINIC DIAGNOSTIC OF VIRGINIA		13			13
MOODY MANOR		13			13
ORMOND MEDICAL ARTS		3	10	77%	13
CVS HEALTH, #2043		13			13
MEDEXPRESS URGENT CARE - CHRISTIANBURG		9	4	31%	13
URGENT MEDICAL CENTER INC		5	8	62%	13

COVID-19: testing by laboratory

Data through Apr 30, 2021 verified as of May 1, 2021 at 09:25 AM

Data in this report are provisional and subject to change.

The numbers in the table below represent the number of Florida and non-Florida residents for whom test results were received by the Department of Health. A person can be tested by more than one laboratory and can have both positive and negative results. **Therefore, the sum of the numbers in each column will be larger than the total number of people tested.**

Reporting lab	Inconclusive	Negative	Positive	Percent positive	Total
ORCHID COVE		3	10	77%	13
SHELBY COUNTY HEALTH CARE CORPORATION		10	3	23%	13
COLLIER HMA PHYSICIAN MANAGEMENT, LLC		2	10	83%	12
BAYONET POINT HOSPITAL			12	100%	12
CLEVELAND TENNESSEE HOSPITAL COMPANY		11	1	8%	12
VILLA HEALTH NH LLC		10	2	17%	12
Lady Lake Specialty Care			12	100%	12
SAMARITAN HOSPITAL LABORATORY		11	1	8%	12
FLORIDA DEPARTMENT OF HEALTH WASHINGTON COUNTY		7	5	42%	12
MEDEXPRESS URGENT CARE-ALTOONA		10	2	17%	12
BRIDGE DIAGNOSTICS			12	100%	12
MINUTECLINIC DIAGNOSTIC OF PA, LLC (1036)		10	2	17%	12
MERIDIAN AT WATERWAYS, THE		10	2	17%	12
SENIOR HOME CARE INC		12			12
BROOKDALE CITRUS			12	100%	12
FAMILY MEDICINE AT HUNTERS CREEK		12			12
ADVENTHEALTH MEDICAL GROUP CARE CLINIC AT		8	4	33%	12
MINUTECLINIC LLC # 3401		12			12
CVS MINUTE CLINIC DIAGNOSTIC		11	1	8%	12
Highland Pines Health and Rehab		11	1	8%	12
MINUTECLINIC DIAGNOSTIC OF NEW MEXICO		12			12
ACCENTCARE		12			12
DYNAMIC HEALTH CENTERS INC		8	4	33%	12
VITALANT		1	11	92%	12
MEDEXPRESS URGENT CARE CHARLESTON		8	4	33%	12
APPLE DIAGNOSTICS LAB		5	7	58%	12
PICHARDO CLINIC, THE		10	2	17%	12
CVS MINUTE CLINIC, LLC #22		11	1	8%	12
GLEN OAKS HEALTH AND REHABILITATION CENTER			12	100%	12
PANCARE HEALTH - WEWA ELEMENTARY			12	100%	12
VA Primary Care Clinic at Meharry		11	1	8%	12
CAPE CORAL URGENT CARE		9	3	25%	12
COLLIER COUNTY HEALTH DEPT.		7	5	42%	12
CARROLL GARDENS URGENT CARE		12			12
DIAMOND SPEEDWAY DIALYSIS		1	11	92%	12
WOODLAND TOWERS		6	6	50%	12
JOHN W NORRIS III MD PA	1		11	92%	12
RUSSELL MEDICAL CENTER		11	1	8%	12
CARLOS PORTU MD, PLLC			12	100%	12
FYZAMEDICAL, LLC		9	3	25%	12
PUTNAM COUNTY HEALTH DEPARTMENT		12			12
CVS MINUTE CLINIC DIAGNOSTIC MED GRP OF SAN		10	2	17%	12
LONGWOOD PEDIATRICS LLC			12	100%	12
MINUTECLINIC DIAGNOSTIC OF ILLINOIS LL		10	2	17%	12
GENESIS		8	4	33%	12
SUMTER COUNTY HEALTH DEPARTMENT		7	5	42%	12
LIFE CARE OF PORT SAINT LUCIE		3	9	75%	12

COVID-19: testing by laboratory

Data through Apr 30, 2021 verified as of May 1, 2021 at 09:25 AM

Data in this report are provisional and subject to change.

The numbers in the table below represent the number of Florida and non-Florida residents for whom test results were received by the Department of Health. A person can be tested by more than one laboratory and can have both positive and negative results. **Therefore, the sum of the numbers in each column will be larger than the total number of people tested.**

Reporting lab	Inconclusive	Negative	Positive	Percent positive	Total
ACADIAN DIAGNOSTIC LABORATORIES		8	4	33%	12
ST PETER'S UNIVERSITY HOSPITAL		9	3	25%	12
QHG OF ENTERPRISE INC (DBA MEDICAL CTR		12			12
OHIO STATE UNIVERSITY MEDICAL CENTER			12	100%	12
MI2297090CV HOLLAND-23D2189684		12			12
ORLANDO FAMILY MEDICAL INC		12			12
BRITO MEDICAL CENTER		10	2	17%	12
SUWANNEE COUNTY JAIL		11	1	8%	12
MEDEXPRESS URGENT CARE - MONROE		12			12
VIBRANT AMERICA		10	2	17%	12
MINUTECLINIC DIAGNOSTIC OF TN, PC 6304		10	2	17%	12
GULF COAST REGIONAL BLOOD CENTER			12	100%	12
CVS TN5601POCT LENOIR CITY		10	2	17%	12
WANTAGH URGENT CARE		9	3	25%	12
Rosewood Healthcare and Rehabilitation Center		5	7	58%	12
TMH PHYSICIAN PARTNERS - MONTICELLO		10	2	17%	12
IREPERTOIRE_MOL_LAB		12			12
LAB UNKNOWN		1	11	92%	12
RICHMOND UNIVERSITY MEDICAL CENTER		10	2	17%	12
MINUTECLINIC DIAGNOSTIC OF TN PC #386		11	1	8%	12
NAPLES GREEN VILLAGE		12			12
HIRAM COLLEGE HEALTH CENTER (ABBOTT)		12			12
CARENOW URGENT CARE-HERMITAGE		8	4	33%	12
ADVENTIST HEALTH SYSTEM FLORIDA DEPT OF HEALTH		7	5	42%	12
MINUTECLINIC DIAGNOSTIC OF TN PC #240		10	2	17%	12
WALGREEN #6538		12			12
MEDEXPRESS URGENT CARE-LATROBE		11	1	8%	12
VERITAS RESEARCH CORP			12	100%	12
Westchester General Hospital			12	100%	12
FHCP-PORT ORANGE		3	9	75%	12
MINUTECLINIC DIAGNOSTIC OF VIRGINIA, LLC #255		12			12
PHASE2 LABS	2	8	2	17%	12
CVS TX7162POCT HOUSTON		12			12
FAMILY MEDICINE AT LONGWOOD			12	100%	12
CARE FAST MURABELLA		7	5	42%	12
GEORGE W FERGUSON MD-CONCIERGE MEDICAL SERVICES PL		11	1	8%	12
URGENT TEAM MANAGEMENT OF TENNESSEE		10	2	17%	12
THE POTTER'S HOUSE AT CANNON POINT		12			12
MINUTECLINIC, LLC #244		11	1	8%	12
FAMILY PRACTICE OF DAVIE INC			12	100%	12
FLORIDA DEPT OF HEALTH		4	8	67%	12
LEON CHD		12			12
MINUTE CLINIC DIAGNOSTIC OF NORTH CAROLINA		12			12
MEDEXPRESS URGENT CARE - BEECH GROVE		11	1	8%	12
ST. PETERSBURG PEDIATRICS			12	100%	12
MERCY HEALTH—MUSKEGON		7	5	42%	12
BROWARD DIALYSIS			12	100%	12

COVID-19: testing by laboratory

Data through Apr 30, 2021 verified as of May 1, 2021 at 09:25 AM

Data in this report are provisional and subject to change.

The numbers in the table below represent the number of Florida and non-Florida residents for whom test results were received by the Department of Health. A person can be tested by more than one laboratory and can have both positive and negative results. **Therefore, the sum of the numbers in each column will be larger than the total number of people tested.**

Reporting lab	Inconclusive	Negative	Positive	Percent positive	Total
DEPARTMENT OF PUBLIC HEALTH		12			12
Maury Regional Hospital		6	6	50%	12
MEDEXPRESS URGENT CARE MONACA		12			12
BIOTECH CLINICAL LABORATORIES, INC.		1	10	91%	11
CULVER-STOCKTON COLLEGE		9	2	18%	11
CVS CA9113POCT CHULA VISTA		11			11
TRIDENT BIOMETRICS		10	1	9%	11
AHMG LAKE NONA PRIMARY CARE		11			11
NEW HAMPSHIRE DEPARTMENT OF HEALTH AND HUMAN SERVICES		3	8	73%	11
STPET		9	2	18%	11
BLOOMINGDALE PEDIATRIC ASSOCIATES PA			11	100%	11
UNIVERSITY CENTRA CARE		10	1	9%	11
CVS MO8590POCT KANSAS CITY		7	4	36%	11
ALACHUA			11	100%	11
GUIDANCE / CARE CENTER, INC		11			11
ST VINCENT'S ST CLAIR		8	3	27%	11
URGENT CARE OF LONGWOOD		1	10	91%	11
HEALTH NETWORK LABORATORIES		7	4	36%	11
UMHC/SYLVESTER AT KENDALL		1	10	91%	11
BOCA RATON REGIONAL HOSPITAL LAB			11	100%	11
MINUTECLINIC, LLC #1470		10	1	9%	11
MC DIAGNOSTIC OF CONNECTICUT, PC #1043		11			11
VIRTUA WEST JERSEY HOSPITAL VOORHEES		9	2	18%	11
UNIVERSITY OF MIAMI MILLER SCHOOL OF MEDICINE			11	100%	11
MINUTECLINIC DIAGNOSTIC OF MINNESOTA		11			11
MINUTECLINIC DIANOSTIC OF VIRGINA, LL		10	1	9%	11
MINUTECLINIC DIAGNOSTICS OF IND, LLC		11			11
REDMED CLINIC OF ARLINGTON		10	1	9%	11
MOUNT DORA PEDIATRICS		9	2	18%	11
NORTH OKALOOSA PHYSICIAN GROUP		10	1	9%	11
ALCOVE ASSISTED LIVING FACILITY		11			11
THOMAS JEFFERSON UNIVERSITY HOSPITAL		4	7	64%	11
ELITE HOME HEALTH SERVICES		11			11
MEDEXPRESS URGENT CARE - WINCHESTER GATEWAY		9	2	18%	11
ALBION COLLEGE (ABBOTT)		11			11
CVS SC4286POCT EASLEY		5	6	55%	11
PRIME MEDICAL CARE, LLC		11			11
St. Annes Nursing Center, St. Annes Residence, Inc.		11			11
STUYVESANT URGENT CARE		11			11
AIM LABORATORIES			11	100%	11
GOLDMAN SACHS HEALTH CENTER	1	9	1	9%	11
Manor Care of Dunedin		7	4	36%	11
MONROE COUNTY HOSPITAL		8	3	27%	11
PRIMECARE ACQUISITION FAMILY PRACTICE INC		11			11
TROPICANA		5	6	55%	11
ILLINOIS DEPT OF PUBLIC HEALTH LAB - SPRINGFIELD			11	100%	11
PALM BEACH PATHOLOGY		9	2	18%	11

COVID-19: testing by laboratory

Data through Apr 30, 2021 verified as of May 1, 2021 at 09:25 AM

Data in this report are provisional and subject to change.

The numbers in the table below represent the number of Florida and non-Florida residents for whom test results were received by the Department of Health. A person can be tested by more than one laboratory and can have both positive and negative results. **Therefore, the sum of the numbers in each column will be larger than the total number of people tested.**

Reporting lab	Inconclusive	Negative	Positive	Percent positive	Total
ASSOCIATES IN MEDICINE		7	4	36%	11
SEMINOLE COUNTY CORRECTIONAL FACILITY		1	10	91%	11
KIDSVILLE PEDIATRICS			11	100%	11
DOCTORS EXPRESS OF ST PETERSBURG		1	10	91%	11
MINUTE-CLINIC DIAGNOSTIC OF VIRGINIA,		10	1	9%	11
WATSON HEALTHCARE		8	3	27%	11
CURATIVE		1	10	91%	11
MINUTECLINIC DIAGNOSTIC OF NEW JERSEY, LLC # 7069		11			11
CVS MINUTE CLINIC DIAGNOSTIC OF TEXAS,LLC		9	2	18%	11
OPTUM PRIMARY CARE		1	10	91%	11
WALK IN MEDICAL URGENT CARE PC		11			11
BENSONHURST URGENT CARE		10	1	9%	11
METHODIST HOSPITAL			11	100%	11
CENTRAL JERSEY URGENT CARE		10	1	9%	11
CREATIVE TESTING SOLUTIONS		4	7	64%	11
MICHIGAN DEPARTMENT OF COMMUNITY HEALTH		1	10	91%	11
CLAYMED OF NORTH FLORIDA			11	100%	11
NIGHT LITE PEDIATRICS CENTER		1	10	91%	11
45TH 1		11			11
MEDEXPRESS URGENT CARE - MAPLE DRIVE		10	1	9%	11
FAMILY HEALTH CENTER AT PORT ST JOHN		4	7	64%	11
PINELLAS COUNTY HEALTH DEPARTMENT		2	9	82%	11
CORONA NYC LAB		10	1	9%	11
MINUTE CLINIC, LLC #4650		10	1	9%	11
PASSPORT HEALTH			11	100%	11
CARINGTON MANOR		11			11
WELLMED AT SOUTH PARSONS		9	2	18%	11
MONROE COUNTY FIRE RESCUE		10	1	9%	11
NHC HealthCare Anniston		11			11
WINTER PARK CARE AND REHABILITATION			11	100%	11
AZALEA HEALTH		2	9	82%	11
CROSSROADS URGENT CARE, PLLC		11			11
GENOPTIX MEDICAL LABORATORY		10	1	9%	11
ASSOCIATES MD CYPRESS CREEK			11	100%	11
THE TERRACE OF SAINT CLOUD		9	2	18%	11
MINUTECLINIC #8760		11			11
CVS TX8351POCT BEAUMONT		10	1	9%	11
FRESENIUS KIDNEY CARE DUNEDIN			11	100%	11
PHYSICIANS REGIONAL MEDICAL CTR - COLLIER BLVD			11	100%	11
MEDICAL CENTER AFFILIATES WEST PALM			11	100%	11
MINUTECLINIC DIAGNOSTIC OF MAINE, LLC		9	2	18%	11
CVS CA9165POCT SAN DIEGO		11			11
APPALACHIAN REGIONAL HEALTHCARE SYSTEM		10	1	9%	11
VITAS HEALTH INC		5	6	55%	11
CARENOW URGENT CARE-GREEN HILLS		10	1	9%	11
MINUTECLINIC, DIAGNOSTIC OF TEXAS, LL		10	1	9%	11
WINKLER COURT☐		9	2	18%	11

COVID-19: testing by laboratory

Data through Apr 30, 2021 verified as of May 1, 2021 at 09:25 AM

Data in this report are provisional and subject to change.

The numbers in the table below represent the number of Florida and non-Florida residents for whom test results were received by the Department of Health. A person can be tested by more than one laboratory and can have both positive and negative results. **Therefore, the sum of the numbers in each column will be larger than the total number of people tested.**

Reporting lab	Inconclusive	Negative	Positive	Percent positive	Total
MEDEXPRESS URGENT CARE - FORT WORTH S		9	2	18%	11
NIGHT LITE PEDIATRICS CENTER, LLC		1	10	91%	11
ORLANDO HEALTH PHYSICIAN ASSOCIATES		4	7	64%	11
ATHENS VETERINARY DIAGNOSTIC LABORATOR		11			11
CVS GA2147POCT KENNESAW		7	4	36%	11
DMH STEINHATCHEE FAMILY MEDICINE		8	3	27%	11
HNL LAB MEDICINE		8	3	27%	11
TRANSPLANT GENOMICS INC (EUROFINS)		11			11
TELEVISIT PALM BAY FAMILY PRACTICE		9	2	18%	11
CVS PA1671POCT LANCASTER		11			11
JBSA-SAM HOUSTON			11	100%	11
CVS TN2179POCT MURFREESBORO		10	1	9%	11
MINUTE CLINIC LLC # 2033		10	1	9%	11
MINUTECLINIC DIAGNOSTIC OF ILLINOIS		9	2	18%	11
UF HEALTH		1	10	91%	11
SEMORAN FAMILY HEALTH LLC		10	1	9%	11
MINUTECLINIC DIAGNOSTIC OF NEW JERSEY,		10	1	9%	11
HCR MANORCARE		10			10
CITY OF TALLAHASSEE		10			10
LEE COMMUNITY HEALTHCARE INC DUNBAR		8	2	20%	10
CUMBERLAND HEIGHTS		10			10
BAYSIDE URGENT CARE CENTER INC		1	9	90%	10
BROWARD MEDICAL AND URGENT CARE		10			10
BERRYHILL MANOR		10			10
MINUTECLINIC DIAG OF IND, LLC #2387		8	2	20%	10
PLYMOUTH HARBOR INCORPORATED		9	1	10%	10
FLEMING ISLAND CENTER FOR CLINICAL RESEARCH		10			10
FLORIDA CLINICAL LAB		1	9	90%	10
JOHNS HOPKINS ALL CHILDRENS			10	100%	10
MINUTECLINIC, LLC #4682		5	5	50%	10
SUPERIOR RESIDENCES OF CLERMONT		2	8	80%	10
CVS NC7051POCT WAKE FOREST		10			10
MINUTE CLINIC DIAG OF IND LLC #8674		10			10
EMERGENCY MEDICAL CENTER		4	6	60%	10
MINUTECLINIC, LLC, DBA MINUTECLINIC #4		9	1	10%	10
BROWARD HEALTH CARE			10	100%	10
BROOKDALE PANAMA CITY		9	1	10%	10
CVS NC7213POCT MATTHEWS		8	2	20%	10
UNIVERSITY MEDICAL CENTER		8	2	20%	10
THE MARY IMOGENE BASSETT HOSPITAL		10			10
HIGH TOWER ALF LLC		9	1	10%	10
KEY WEST URGENT CARE, INC		3	7	70%	10
VENICE GREEN VILLAGE		3	7	70%	10
BETH ISRAEL MEDICAL CENTER LABS		9	1	10%	10
WHEELER LABORATORY		9	1	10%	10
RPC@HODGES		2	8	80%	10
ACCESS PHARMACY		10			10

COVID-19: testing by laboratory

Data through Apr 30, 2021 verified as of May 1, 2021 at 09:25 AM

Data in this report are provisional and subject to change.

The numbers in the table below represent the number of Florida and non-Florida residents for whom test results were received by the Department of Health. A person can be tested by more than one laboratory and can have both positive and negative results. **Therefore, the sum of the numbers in each column will be larger than the total number of people tested.**

Reporting lab	Inconclusive	Negative	Positive	Percent positive	Total
GLADES COUNTY DETENTION CENTER		1	9	90%	10
CVS SC7556POCT WEST COLUMBIA		9	1	10%	10
DES PLAINES CLINICAL LAB		3	7	70%	10
ARBORS OF GULF BREEZE, THE		8	2	20%	10
MEDEX REGIONAL LABORATORIES LLC		1	9	90%	10
CARENOW URGENT CARE-MT JULIET		8	2	20%	10
MINUTECLINIC LLC #5176		7	3	30%	10
MINUTECLINIC #788		8	2	20%	10
MEDEXPRESS URGENT CARE - FAYETTEVILLE		8	2	20%	10
PIEDMONT ATHENS REGIONAL MEDICAL		8	2	20%	10
MINUTE CLINIC INCORPORTE		10			10
BLOOMIN BRANDS WELLNESS CENTER		9	1	10%	10
LAWRENCE TECHNOLOGICAL UNIVERSITY		10			10
ONEIDA HEALTHCARE CENTER		8	2	20%	10
BELLE GLADES HEALTH CLINIC			10	100%	10
KR AT COLLEGE HARBOR		10			10
MOLECULAR PATHOLOGY LABORATORY			10	100%	10
ISLAND COAST PEDIATRICS IN-HOUSE LAB		10			10
CARESOUTH HHA HOLDINGS OF THE BAY AREA LLC☐		10			10
ARCHBOLD MEMORIAL HOSPITAL/LAB		3	7	70%	10
ORLANDO MEDICAL CENTER PL		1	9	90%	10
NEW JERSEY DEPARTMENT OF HEALTH COMMUNICABLE DISEASE SERVICE		3	7	70%	10
PBC PREMIER FAMILY HEALTH			10	100%	10
PANCARE HEALTH - VERNON ELEMENTARY			10	100%	10
CBC LAB		3	7	70%	10
MINUTECLINIC DIAGNOSTIC OF NORTH CAROLINA PC #5341		7	3	30%	10
WALGREENS #10972	1	9			10
ROSEMONT GARDENS INC		9	1	10%	10
Avalon Healthcare and Rehabilitation Center			10	100%	10
CVS GA3766POCT DACULA		8	2	20%	10
NOT INDICATED		1	9	90%	10
DOMINICAN COLLEGE STUDENT HEALTH CENTE		8	2	20%	10
ILLINOIS DEPARTMENT OF PUBLIC HEALTH		2	8	80%	10
KEY TRAINING CENTER			10	100%	10
CVS SC7334POCT LEXINGTON		9	1	10%	10
CVS CT1123POCT SOUTHBURY		10			10
ALABAMA DEPARTMENT OF PUBLIC HEALTH		1	9	90%	10
CHILDREN'S HEALTHCARE OF ATLANTA/EGLESTON		10			10
MOSOLF PEDIATRICS			10	100%	10
MEDEXPRESS URGENT CARE - WASHINGTON		8	2	20%	10
EXPRESS TEST			10	100%	10
MEDICAL LABORATORY DIAGNOSTICS			10	100%	10
VASCONCELLO COHEN MD PA		9	1	10%	10
CVS TX7827POCT ROUND ROCK		10			10
TENNESSEE DEPARTMENT OF HEALTH (TDH) - CENTRAL LABORATORY		2	8	80%	10
NATURE COAST REGIONAL MEDICAL CENTER		1	9	90%	10
OKLAHOMA STATE DEPARTMENT OF HEALTH-PUBLIC HEALTH LABORATORY			10	100%	10

COVID-19: testing by laboratory

Data through Apr 30, 2021 verified as of May 1, 2021 at 09:25 AM

Data in this report are provisional and subject to change.

The numbers in the table below represent the number of Florida and non-Florida residents for whom test results were received by the Department of Health. A person can be tested by more than one laboratory and can have both positive and negative results. **Therefore, the sum of the numbers in each column will be larger than the total number of people tested.**

Reporting lab	Inconclusive	Negative	Positive	Percent positive	Total
BETTER AT HOME		10			10
MEDEXPRESS URGENT CARE-KATY		7	3	30%	10
CORONA PATHOLOGY		10			10
CVS MA6505POCT NEWTON		10			10
ANY LAB TEST NOW INC			10	100%	10
NASCAR EVENT MANAGEMENT, LLC		10			10
DOH-TAMPA BRANCH LABORATORY (MLK BLVD)		4	6	60%	10
CHEMISYS LABORATORIES		2	8	80%	10
NORTON HEALTHCARE			10	100%	10
ST JOSEPH'S HOSPITAL NORTH LABORATORY			10	100%	10
HEART OF FLORIDA HEALTH CENTER INC	3		7	70%	10
MINUTECLINIC DIAGNOSTIC OF TN PC #5671	6		4	40%	10
MINUTECLINIC MINUTECLINIC #8505	8		2	20%	10
PALM BEACH CDH - DELRAY BEACH			10	100%	10
IMMUNOGENOMICS LLC	6		4	40%	10
GILCHRIST COUNTY FIRE DEPARTMENT	4		6	60%	10
MINUTE CLINIC DIAGNOSTIC OF VIRGINIA, LLC #1905	10				10
CVS PA6902POCT BRYN MAWR	8		2	20%	10
WILLIAMSBURGH CHAI CARE	9		1	10%	10
LAKE BALDWIN CBOC	9		1	10%	10
ADVENTHEALTH MEDICAL GROUP INTERNAL MEDICINE	8		2	20%	10
AMERICAN HOUSE FORT MYERS	10				10
URGENT CARE CENTER AT PINNACLE	4		6	60%	10
ALBANY MEDICAL CENTER	9		1	10%	10
ELLIS HOSPITAL LABORATORY	9		1	10%	10
MINUTE CLINIC LLC #4017	10				10
COLLIER BLVD HMA PHYSICIAN MANAGEMENT,, LLC			10	100%	10
COLISEUM MED CTR LLC/COLISEUM MED CTRS	7		3	30%	10
MEDEXPRESS URGENT CARE, JOHNSTOWN	9		1	10%	10
MEDEXPRESS URGENT CARE PARKERSBURG	8		2	20%	10
MAINSTREET FAMILY CARE			10	100%	10
VETERNANS ADMINISTRATION			10	100%	10
SARASOTA PERSONAL MEDICINE	7		3	30%	10
WALK-IN MEDICAL CARE			10	100%	10
MINUTECLINIC DIAGNOSTIC OF OHIO #3407	9		1	10%	10
SAVANNAH MANOR ASSISTED LIVING COMMUNITY			10	100%	10
BEAUMONT LABORATORY			10	100%	10
SOUTH FLORIDA ENT ASSOCIATES, INC			10	100%	10
NORTHSIDE HOSPITAL ATLANTA	4		6	60%	10
PALMS WEST HOSPITAL			10	100%	10
CVS OH3301POCT WOODMERE	10				10
CARENOW URGENT CARE - EAST NASHVILLE	8		2	20%	10
PRORENATA LABS	2		8	80%	10
LUXOR SCIENTIFIC LLC	1		9	90%	10
COMMUNITY HEALTH CENTER	2		8	80%	10
ELEMENT PRIMARY CARE LLC	9		1	10%	10
CHRISTUS ST VINCENT LABORATORY - ZIA	10				10

COVID-19: testing by laboratory

Data through Apr 30, 2021 verified as of May 1, 2021 at 09:25 AM

Data in this report are provisional and subject to change.

The numbers in the table below represent the number of Florida and non-Florida residents for whom test results were received by the Department of Health. A person can be tested by more than one laboratory and can have both positive and negative results. **Therefore, the sum of the numbers in each column will be larger than the total number of people tested.**

Reporting lab	Inconclusive	Negative	Positive	Percent positive	Total
OMNI			9	100%	9
MINUTE CLINIC LLC #1909		9			9
ETHOS LABORATORIES		7	2	22%	9
PALM BAY URGENT CARE PL		1	8	89%	9
BIRMINGHAM VAMC		5	4	44%	9
TRINITY PEDIATRICS			9	100%	9
BAYFRONT HEALTH ST PETERSBURG		8	1	11%	9
LOREY ALF		9			9
RANDOLPH DIABETES AND WELLNESS		8	1	11%	9
ROSECASTLE			9	100%	9
UCARE			9	100%	9
MIAMI COMPREHENSIVE MEDICINE GROUP PA		4	5	56%	9
LONG ISLAND JEWISH FOREST HILLS HOSPITAL		9			9
MEDEXPRESS URGENT CARE - SWANSEA, N ILLINOIS ST		8	1	11%	9
RIVERVIEW REGIONAL MEDICAL CENTER		7	2	22%	9
PRIMARY CARE SPECIALISTS OF ORLANDO		8	1	11%	9
CVS NY549POCT RIDGEWOOD		6	3	33%	9
CHILDREN'S HEALTH CENTER INC.		7	2	22%	9
MINUTE CLINIC DIAGNOSTIC OF VIRGINIA, LLC #7543		7	2	22%	9
MINUTE CLINIC #8979		8	1	11%	9
CHIEFLAND MEDICAL CENTER LLC			9	100%	9
FLORIDA HOSPITAL WINTER PARK		7	2	22%	9
JACKSON CLINIC PA,THE		5	4	44%	9
PONTE VEDRA PLASTIC SURGERY		9			9
CITYMD		1	8	89%	9
CVS NJ617POCT CEDAR GROVE		8	1	11%	9
WATERFORD AT CREEKSIDE, THE			9	100%	9
VETERANS AFFAIRS MEDICAL CENTER - OUTPATIENT			9	100%	9
OUR HOME AT BEACON HILL			9	100%	9
DEPT OF VA MEDICAL CENTER - RICHMOND		8	1	11%	9
MINUTECLINIC DIAGNOSTIC OF SC, LLC #7		7	2	22%	9
VILLAGE PLACE HEALTH AND REHAB		9			9
MINUTE CLINIC LLC #1448		8	1	11%	9
MINUTECLINIC #2860		6	3	33%	9
LISTENING DOCTOR PLLC, THE		3	6	67%	9
PENSACOLA CLUSTER			9	100%	9
BEAUMONT EMERGENCY CENTER			9	100%	9
SEACOAST PATHOLOGY PROFESSIONAL ASSOC		9			9
MOBILE RESPONSE DIAGNOSTICS LLC		8	1	11%	9
REMISE OCCUPATIONAL HEALTH SOLUTIONS INC			9	100%	9
SYNEXUS CLINICAL RESEARCH US INC		2	7	78%	9
LPG PRIMARY CARE AT LABELLE		7	2	22%	9
CVS MA594POCT FALMOUTH		8	1	11%	9
MARINA ISLE ASSISTED LIVING		9			9
IMMACULATE HOUSE AT COUNTRYSIDE		9			9
CORE OCCUPATIONAL RESOURCES, LLC		5	4	44%	9
WINTER PARK INTERNAL MEDICINE MD PA		7	2	22%	9

COVID-19: testing by laboratory

Data through Apr 30, 2021 verified as of May 1, 2021 at 09:25 AM

Data in this report are provisional and subject to change.

The numbers in the table below represent the number of Florida and non-Florida residents for whom test results were received by the Department of Health. A person can be tested by more than one laboratory and can have both positive and negative results. **Therefore, the sum of the numbers in each column will be larger than the total number of people tested.**

Reporting lab	Inconclusive	Negative	Positive	Percent positive	Total
CVS TX10016POCT PRINCETON		9			9
COMMUNITY MEDICAL AND DENTAL CARE INC		9			9
SOMA MEDICAL CENTER MD PA #7 PEDIATRICS			9	100%	9
MINUTECLINIC DIAGNOSTIC OF VIRGINIA, LLC #1656		9			9
JOHN T MATHER MEMORIAL HOSPITAL LABORATORY		8	1	11%	9
ST. CLOUD PHARMACY AND WELLNESS CENTER		5	4	44%	9
NORTHWEST FLORIDA COMMUNITY HOSPITAL LABORATORY		8	1	11%	9
ALLIANCE HEALTH AND REHABILITATION CENTER		9			9
ORLANDO HEALTH PHYSICIAN GROUP INC		6	3	33%	9
WINDSOR OF SAN PABLO, THE		6	3	33%	9
FLORIDA CENTER FOR DERMATOLOGY LABORATORY			9	100%	9
PRECISION GENETICS			9	100%	9
HARMONIOUS HOME HEALTH, LLC		9			9
FLORIDA MENTOR		7	2	22%	9
CVS CT1109POCT BETHEL		9			9
ACCESS CARE MEDICAL GROUP LLC		2	7	78%	9
ORLANDO FAMILY PHYSICIANS			9	100%	9
NORTHSIDE HOSPITAL		2	7	78%	9
MINUTECLINIC MINUTECLINIC #4977		5	4	44%	9
CHAPTERS HEALTH HOSPICE		9			9
VAIL VALLEY MEDICAL CENTER			9	100%	9
UHEALTH UNIVERSITY OF MIAMI			9	100%	9
GCPM MANUAL MICROBIOLOGY		1	8	89%	9
WADSWORTH CENTER - DAVID AXELROD INSTITUTE		8	1	11%	9
CVS PA233POCT NEWTOWN SQUARE		9			9
HENDRY/GLADES COUNTY HEALTH DEPARTMENT		8	1	11%	9
CVS RI1717POCT 1 CVS DR			9	100%	9
CAYUGA COUNTY HEALTH DEPARTMENT		8	1	11%	9
HEALTH AND WELLNESS CENTER		1	8	89%	9
MINUTECLINIC DIAGNOSTIC OF NORTH CAROLINA PC #7054		6	3	33%	9
KINDRED_AIMS		9			9
NEMOURS CHILDREN'S PRIMARY CARE VERO BEACH			9	100%	9
SV DIAGNOSTIC LAB			9	100%	9
SUNCREST OMNI		9			9
WESTCHESTER GENERAL HOSPITAL BLOOD GAS LAB			9	100%	9
GO PATH LABORATORIES			9	100%	9
MINUTECLINIC, LLC #03268		8	1	11%	9
PEDIATRIC HEALTH CARE ALLIANCE			9	100%	9
MEDEXPRESS URGENT CARE - STAUNTON		5	4	44%	9
BREVARD FAMILY WALK IN CLINIC			9	100%	9
CVS MD2956POCT NEW MARKET		8	1	11%	9
MAGNOLIA MANOR			9	100%	9
MEDICANA NURSING AND REHAB CENTER			9	100%	9
PUTNAM FAMILY CARE INC		3	6	67%	9
MANATEE COUNTY CENTRAL JAIL		9			9
MEDEXPRESS URGENT CARE - RICHMOND, NINE MILE RD		8	1	11%	9
MINUTE CLINIC LLC #0169		7	2	22%	9

COVID-19: testing by laboratory

Data through Apr 30, 2021 verified as of May 1, 2021 at 09:25 AM

Data in this report are provisional and subject to change.

The numbers in the table below represent the number of Florida and non-Florida residents for whom test results were received by the Department of Health. A person can be tested by more than one laboratory and can have both positive and negative results. **Therefore, the sum of the numbers in each column will be larger than the total number of people tested.**

Reporting lab	Inconclusive	Negative	Positive	Percent positive	Total
MINUTE CLINIC LLC #10203		7	2	22%	9
INSPIRED LIVING AT PALM BAY		7	2	22%	9
CVS MINUTE CLINIC DIAGNOSTIC OF KANSAS, PA		9			9
CVS PHARMACY NO 274		9			9
Consulate Health Care of Brandon		7	2	22%	9
CFS WELLNESS AND MED SPA LLC			9	100%	9
WINDSOR OF GAINESVILLE		9			9
NITIN BAWA PROFESSIONAL ASSOCIATES			9	100%	9
ADVENTHEALTH MEDICAL GROUP FAMILY AND INTERNAL		8	1	11%	9
MONTEFIORE MEDICAL CENTER LABORATORIES - NORTH		9			9
MINUTECLINIC DIAGNOSTIC MED GRP OF CA		8	1	11%	9
URGENT TEAM - HUNTSVILLE		7	2	22%	9
ST VINCENT'S CHILTON		7	2	22%	9
MINUTECLINIC DIAGNOSTIC OF TN PC #242		6	3	33%	9
CVS PA4077POCT BELLE VERNON		9			9
CVS DC1340POCT WASHINGTON		9			9
CVS SC2736POCT MURRELLS INLET		7	2	22%	9
MEDERI CARETENDERS VS OF SE FL LLC DBA		8	1	11%	9
CVS GA2841POCT LAWRENCEVILLE		9			9
FHPG_EXP CARE W HILLSBOROUGH		1	8	89%	9
CLEARWATER PEDIATRIC CARE		1	8	89%	9
MEDEXPRESS ELKINS		9			9
DIXITKUMAR N MODI MD PA			9	100%	9
PATEL MEDICAL VENTURES		8	1	11%	9
COMPASS PROVIDENCE URGENT CARE LLLP			9	100%	9
ENCOMPASS HOME HEALTH OF THE SOUTHEAST LLC☐		9			9
Sunset Lake Health and Rehabilitation Center		8	1	11%	9
MEDEXPRESS URGENT CARE - BATTLE CREEK		6	3	33%	9
CVS NC3319POCT CHARLOTTE		6	3	33%	9
BUENA VIDA ESTATES			9	100%	9
MINUTECLINIC, LLC #09202		7	2	22%	9
BRENNITY AT VERO BEACH, THE			9	100%	9
IU HEALTH PATHOLOGY		1	8	89%	9
NORTHSHORE UNIVERSITY HEALTHSYSTEM EVANSTON HOSPITAL LAB			9	100%	9
CIAN DIAGNOSTICS			9	100%	9
MIDMICHIGAN MEDICAL CENTER			9	100%	9
MINUTE CLINIC, LLC #1434		7	1	13%	8
GENE STREET LABORATORIES, LLC		6	2	25%	8
CENTREX CLINICAL LABS INC		8			8
KIS URGENT CARE			8	100%	8
STATEN ISLAND CHAI CARE		7	1	13%	8
CVS IN3975POCT JEFFERSONVILLE		5	3	38%	8
ALL CHILDREN'S HOSPITAL		1	7	88%	8
ADVANCED RESEARCH FOR HEALTH IMPROVEMENT		6	2	25%	8
CVS TX7288POCT DALLAS		7	1	13%	8
SUPREME LABORATORY			8	100%	8
PARTNERS PHARMACY OF FLORIDA LLC		8			8

COVID-19: testing by laboratory

Data through Apr 30, 2021 verified as of May 1, 2021 at 09:25 AM

Data in this report are provisional and subject to change.

The numbers in the table below represent the number of Florida and non-Florida residents for whom test results were received by the Department of Health. A person can be tested by more than one laboratory and can have both positive and negative results. **Therefore, the sum of the numbers in each column will be larger than the total number of people tested.**

Reporting lab	Inconclusive	Negative	Positive	Percent positive	Total
WELLIGENT		1	7	88%	8
COMPASSION PEDIATRIC URGENT CARE LLC		2	6	75%	8
PM PEDIATRICS OF BAYSIDE PLLC		8			8
CVS PA2582POCT SPRINGFIELD		6	2	25%	8
SLOPESIDE LABS AND TESTING, LLC - THE HIDEOUT AT BUTTERMILK MOUNTAIN		8			8
MINUTECLINIC DIAGNOSTIC OF OHIO #7790		6	2	25%	8
HARBORCHASE OF DR PHILLIPS		7	1	13%	8
CELEBRATION PEDIATRICS PA			8	100%	8
CVS GA7064POCT STOCKBRIDGE		8			8
HEALTHY MINORS PEDIATRIC URGENT CARE		7	1	13%	8
X-GENE MOLECULAR LABS		1	7	88%	8
JUPITER CLINIC			8	100%	8
MEDEXPRESS URGENT CARE, BUTLER		5	3	38%	8
DOTHAN PEDIATRIC CLINIC			8	100%	8
DOH JACKSONVILLE CENTRAL LABORATORY		3	5	63%	8
Baptist Village Retirement Communities		8			8
MINUTECLINIC, LLC #1796		7	1	13%	8
MEDICAL CENTER, THE		7	1	13%	8
APEX HOME HEALTH CARE		7	1	13%	8
NORTHDALE REHABILITATION CENTER			8	100%	8
FLORIDA HEART AND VASCULAR MULTISPECIALTY GROUP		8			8
CREATIVE PHARMACY SOLUTIONS EAST		8			8
DORAL URGENT CARE			8	100%	8
GOLISANO CHILDREN'S HOSPITAL OF SOUTHWEST FLORIDA		6	2	25%	8
CVS IN6713POCT BLOOMINGTON		8			8
LOVELACE MEDICAL CENTER		8			8
LEWIS COUNTY MANOR		8			8
FOUNTAINVIEW BY FIVE STAR QUALITY CARE		7	1	13%	8
NEUROSCIENCE AND SPINE ASSOCIATES, PL		7	1	13%	8
Florida Clinical Laboratory		1	7	88%	8
DASCENA LABORATORY			8	100%	8
MAGNOLIA PEDIATRICS GROUP LLC			8	100%	8
FHMG_FM AND IM AVALON PARK		2	6	75%	8
NORTH PINELLAS CHILDRENS MEDICAL CENTER INC			8	100%	8
EMBRY-RIDDLE AERONAUTICAL UNIVERSITY HEALTH			8	100%	8
CVS CT718POCT ANSONIA		8			8
NORTHEAST ALABAMA REGIONAL MEDICAL CENTER		5	3	38%	8
CVS OH3476POCT TIPP CITY		7	1	13%	8
MEDEXPRESS URGENT CARE - MIDLOTHIAN		7	1	13%	8
VENICE REGIONAL MEDICAL CENTER			8	100%	8
MINUTECLINIC DIAGNOSTIC OF NEVADA #87		4	4	50%	8
The Grand at Rome Nursing and Rehabiltation		8			8
CAREPOINT CLINIC		5	3	38%	8
URGENT TEAM - MUSCLE SHOALS		8			8
MEDEXPRESS URGENT CARE MORGANTOWN		8			8
CVS NC2313POCT RALEIGH		6	2	25%	8
LAB UNKNOW		6	2	25%	8

COVID-19: testing by laboratory

Data through Apr 30, 2021 verified as of May 1, 2021 at 09:25 AM

Data in this report are provisional and subject to change.

The numbers in the table below represent the number of Florida and non-Florida residents for whom test results were received by the Department of Health. A person can be tested by more than one laboratory and can have both positive and negative results. **Therefore, the sum of the numbers in each column will be larger than the total number of people tested.**

Reporting lab	Inconclusive	Negative	Positive	Percent positive	Total
MINUTECLINIC, LLC #05038		8			8
HOLY NAME MEDICAL CENTER	1	6	1	13%	8
CVS MD4371POCT OCEAN CITY		8			8
NORTHSIDE GWINNETT HOSPITAL		7	1	13%	8
WELLSTAR WEST GEORGIA MEDICAL CENTER		7	1	13%	8
MARION OAKS ASSISTED LIVING		8			8
CVS OH2543POCT CANFIELD		5	3	38%	8
GLEN FALLS HOSPITAL DEPARTMENT OF PATHOLOGY		7	1	13%	8
CVS SC2250POCT COLUMBIA		8			8
CHIEFLAND MEDICAL CENTER		1	7	88%	8
MED & CO INVESTMENT LLC		7	1	13%	8
MEDEXPRESS - WILMINGTON CONCORD PIKE		7	1	13%	8
FHCP-ORANGE CITY			8	100%	8
LAKE CONWAY URGENT CARE LLC		2	6	75%	8
ST CHARLES HOSPITAL LABORATORY		8			8
BARTON PARKER OD PC		8			8
CVS MD1881POCT DUNKIRK		8			8
PUTNAM COUNTY EMERGENCY RESCUE SERVICE		5	3	38%	8
DOCTOR'S IN-HOUSE LAB/COMMUNITY HEALTH CENTERS OF PINELLAS – CLEARWATE			8	100%	8
ALLEGRO - TAMPA	1	4	3	38%	8
LAKELAND VOLUNTEERS IN MEDICINE INC		6	2	25%	8
NOVADX		2	6	75%	8
MINUTECLINIC DIAG OF IND, LLC #10190		7	1	13%	8
ROBERT WOOD JOHNSON HOSPITAL		7	1	13%	8
SUNSHINE STATE DIALYSIS			8	100%	8
ORMOND BEACH CENTRA CARE			8	100%	8
FHPG_EXP CARE PALM HARBOR			8	100%	8
MODMD LABORATORY		8			8
EXECUTIVE MEDICAL SERVICES		8			8
MINUTE-CLINIC DIAGNOSTIC OF VIRGINIA, LLC #3949		8			8
TRUE HEALTH		5	3	38%	8
ALACHUA COUNTY HEALTH DEPARTMENT		1	7	88%	8
ST. JOSEPH HOSPITAL AND HEALTH CARE INC.			8	100%	8
CARE ATC - CITY OF BOYNTON BEACH	1	2	5	63%	8
BEECHTREE MOLECULAR LAB LLC			8	100%	8
MINUTE-CLINIC DIAGNOSTIC OF VIRGINIA, LLC #794		7	1	13%	8
MINUTE CLINIC DIAGNOSTIC OF PENNSYLVANIA		8			8
PAUL GRECO MD CONCIERGE MEDICAL SERVICES PL		8			8
HEALTHMARK REGIONAL HOSPITAL LAB		4	4	50%	8
CVS MINUTE CLINIC DIAG OF IND LLC #5206		7	1	13%	8
MEDEXPRESS URGENT CARE - HOT SPRINGS		8			8
HUNTINGTON VILLAGE URGENT CARE		8			8
EP LTC PHARMACY		6	2	25%	8
TERRACINA LLC		2	6	75%	8
MC DIAGNOSTIC OF CONNECTICUT, PC #114		8			8
LEMOYNE COLLEGE WELLNESS CENTER FOR		8			8
INTERNAL MEDICINE ASSOCIATES OF JACKSON HOSPITAL			8	100%	8

COVID-19: testing by laboratory

Data through Apr 30, 2021 verified as of May 1, 2021 at 09:25 AM

Data in this report are provisional and subject to change.

The numbers in the table below represent the number of Florida and non-Florida residents for whom test results were received by the Department of Health. A person can be tested by more than one laboratory and can have both positive and negative results. **Therefore, the sum of the numbers in each column will be larger than the total number of people tested.**

Reporting lab	Inconclusive	Negative	Positive	Percent positive	Total
MID-HUDSON VALLEY DIVISION OF WESTCHESTER MEDICAL		8			8
DIAGNOSTIC CLINIC		7	1	13%	8
MINUTECLINIC DIAGNOSTIC OF SC, LLC #4		8			8
MINUTECLINIC DIAGNOSTIC OF OHIO #4401		8			8
HERNANDO PASCO HOSPICE INC		7	1	13%	8
BENEVA LAKES HEALTHCARE & REHAB CENTER			8	100%	8
CVS TN7289POCT SIGNAL MOUNTAIN		8			8
GENEUS DIAGNOSTICS			8	100%	8
SOUTHEASTERN PEDIATRIC ASSOCIATES			8	100%	8
CONSULATE HEALTH CARE	7		1	13%	8
TERENCE B MITCHELL MD, INC	4		4	50%	8
COMPREHENSIVE CLINICAL RESEARCH, LLC			8	100%	8
HEWLETT URGENT CARE, PLLC	8				8
CVS PA1074POCT KENNETT SQUARE	7		1	13%	8
PHYSICIANS FOR CHILDREN			8	100%	8
Charles George VAMC	8				8
OHIO DEPARTMENT OF HEALTH			8	100%	8
CAPRONA GROUP HOME	2		6	75%	8
EMORY JOHNS CREEK HOSPITAL	8				8
AFC/DOCTORS EXPRESS NORTH BERGEN	6		2	25%	8
BLOOMING GARDENS OF CARE INC	8				8
EXCEL URGENT CARE OF PARAMUS LLC	8				8
CVS NC5591POCT STATESVILLE	7		1	13%	8
VERMONT DEPARTMENT OF HEALTH	1		7	88%	8
MEDEXPRESS URGENT CARE-PASADENA	8				8
MONROE URGENT CARE	7		1	13%	8
INTERNAL MEDICINE AND AESTHETICS OF NAPLES LLC	8				8
CVS MO8556POCT KANSAS CITY	7		1	13%	8
GULF COAST PEDIATRICS OF SARASOTA PA	1		7	88%	8
ALLINA HEALTH - ABBOTT NORTHWESTERN HOSPITAL	5		3	38%	8
CVS HEALTH, #1994	6		2	25%	8
SEA LEVEL LABS			8	100%	8
MEDEXPRESS URGENT CARE - CLARKSBURG	7		1	13%	8
WEST DADE PEDIATRICS			8	100%	8
DR. PHILLIPS MEDICAL WELLNESS CENTER	4		4	50%	8
BIOTECH PHARMACEUTICAL GROUP LLC			8	100%	8
OSWEGO HOSPITAL LABORATORY	7		1	13%	8
MEDEXPRESS URGENT CARE - TARENTUM	6		2	25%	8
CIGNA ONSITE HEALTH LLC	2		6	75%	8
PALM BEACH COUNTY HEALTH DEPARTMENT LABORATORY			8	100%	8
THE WOLFF CENTER FOR CHILD & ADOLESCENT HEALTH			8	100%	8
JX REF LAB			8	100%	8
Nashville Central Laboratory	8				8
CVS NC7057POCT SHELBY	6		2	25%	8
MEDEXPRESS URGENT CARE - CULPEPER	8				8
COMPASSION PEDIATRICS	3		5	63%	8
CLAY PRIMARY & FAMILY CARE LLC			8	100%	8

COVID-19: testing by laboratory

Data through Apr 30, 2021 verified as of May 1, 2021 at 09:25 AM

Data in this report are provisional and subject to change.

The numbers in the table below represent the number of Florida and non-Florida residents for whom test results were received by the Department of Health. A person can be tested by more than one laboratory and can have both positive and negative results. **Therefore, the sum of the numbers in each column will be larger than the total number of people tested.**

Reporting lab	Inconclusive	Negative	Positive	Percent positive	Total
MEDEXPRESS URGENT CARE - MT LEBANON		5	3	38%	8
LAKE PEDIATRICS			8	100%	8
URGENT TEAM - NASHVILLE		7	1	13%	8
MEDEXPRESS URGENT CARE - YORK		5	3	38%	8
MEDEXPRESS URGENT CARE - WILLIAMSPORT		7	1	13%	8
ATLANTIC CONSOLIDATED LABORATORY		8			8
MEDEXPRESS URGENT CARE-PETERS TWP		7	1	13%	8
PBC FOUNDCARE INC			8	100%	8
BAPTIST OUTPATIENT			8	100%	8
MINUTECLINIC DIAG OF IND LLC #8651		7	1	13%	8
NASSAU UNIVERSITY MEDICAL CENTER DEPT		7	1	13%	8
DEPARTMENT OF HEALTH- CITRUS COUNTY		1	7	88%	8
MINUTE CLINIC DIAGNOSTIC OF MICHIGAN PC		8			8
SARAH LAWRENCE COLLEGE HEALTH SERVICES		8			8
SURGOINSVILLE PHARMACY		8			8
DOCTOR'S IN HOUSE LAB			8	100%	8
UNIVERSITY OF WASHINGTON MEDICAL CENTER			8	100%	8
LIFE CARE CITRUS COUNTY			8	100%	8
MOULTRIE CREEK NURSING AND REHAB			8	100%	8
ST CLOUD PHYSICIAN MANAGMENT LLC		7	1	13%	8
SYLVESTER AT PLANTATION LABORATORY		7	1	13%	8
CVS NC3803POCT MOORESVILLE		7	1	13%	8
CVS MINUTE CLINIC DIAGNOSTIC OF NEW JERSEY		8			8
ALL CHILDREN'S HOSPITAL DEPT OF GENERAL PEDIATRICS			8	100%	8
WHITE SANDS OUTPATIENT SERVICES (WSOP SERVICES LLC		8			8
SCOTTS PHARMACY		7	1	13%	8
CVS NJ836POCT RUNNEMEDE		8			8
NEOGENOMICS LABORATORIES, INC		8			8
WILDLIGHT LAB			7	100%	7
CVS MA1852POCT MEDWAY		7			7
Ocoee Health Care Center		7			7
LAKE CITY CORRECTIONAL FACILITY			7	100%	7
SOUTH COM HEALTH CLINIC, DEPT. OF THE ARMY		7			7
ENTRUST IMMEDIATE CARE			7	100%	7
LEPE'S HOUSE			7	100%	7
MIAMI BEACH COMMUNITY HEALTH CENTER INC			7	100%	7
FRESENIUS KIDNEY CARE FORT WALTON BEACH			7	100%	7
LONGWOOD FAMILY MEDICINE		1	6	86%	7
EASTERN FLORIDA STATE COLLEGE – PALM BAY CAMPUS☐			7	100%	7
DIAGNOSTIC & MEDICAL SPECIALISTS OF GREENWICH		5	2	29%	7
LEVY COUNTY SHERRIF'S DEPT			7	100%	7
CVS KY4779POCT LOUISVILLE		5	2	29%	7
CVS PHARMACY #8800		5	2	29%	7
MEDEXPRESS URGENT CARE MURRYSVILLE		5	2	29%	7
PHOEBE PUTNEY MEMORIAL HOSPITAL		7			7
IAN C BOYKIN MD		4	3	43%	7
PERSONAL PHYSICIAN CARE PA			7	100%	7

COVID-19: testing by laboratory

Data through Apr 30, 2021 verified as of May 1, 2021 at 09:25 AM

Data in this report are provisional and subject to change.

The numbers in the table below represent the number of Florida and non-Florida residents for whom test results were received by the Department of Health. A person can be tested by more than one laboratory and can have both positive and negative results. **Therefore, the sum of the numbers in each column will be larger than the total number of people tested.**

Reporting lab	Inconclusive	Negative	Positive	Percent positive	Total
DOCTORS CLINICAL LABORATORY, INC		5	2	29%	7
BOONE DRUG & HEALTHCARE AT DEERFIELD			7	100%	7
GAINESVILLE PEDIATRIC ASSOCIATES		1	6	86%	7
ECLRS		2	5	71%	7
SKR MEDICAL ADVISORS		7			7
MINUTECLINIC DIAG OF IND LLC #1138		6	1	14%	7
PRIMBIO RESEARCH INSTITUTE LLC		7			7
COMPLETE FAMILY CARE, LLC/UNIVERSITY OF SAINT MARY		7			7
NYU WINTHROP HOSPITAL PATHOLOGY		7			7
NON-US			7	100%	7
MAXHEALTH		5	2	29%	7
CVS NC5532POCT SUMMERFIELD		7			7
FAMILY MEDICINE MEDICAL DRIVE		7			7
GENTRY PARK ORLANDO ASSISTED LIVING		6	1	14%	7
CVS GA2236POCT WOODSTOCK		7			7
MINUTECLINIC DIAGNOSTIC OF OHIO #2964		7			7
PROVIDENCE LABORATORY SERVICES		7			7
LAWTON CHILES HEALTH CENTER		1	6	86%	7
MINUTECLINIC, LLC #1452		7			7
SUPERIOR RESIDENCES AT CALA HILLS		7			7
CVS IN8669POCT INDIANAPOLIS		6	1	14%	7
CVS IL8747POCT CHICAGO		7			7
OCALA FAMILY MEDICAL CENTER		7			7
CVS CA9721POCT ARCADIA		7			7
NELSON BIOLOGICAL			7	100%	7
MINUTECLINIC, LLC #03965		7			7
DELAWARE DEPARTMENT OF HEATH		6	1	14%	7
BELL-MINOR HOME		7			7
ST. LUCIE COUNTY HEALTH DEPARTMENT		5	2	29%	7
PEDIATRICS URGENT CARE, LLC			7	100%	7
WATAUGA MEDICAL CENTER		4	3	43%	7
LAKE NONA PEDIATRICS IN ASSOCIATION WITH NEMOURS		5	2	29%	7
New York Harbor Harbor HCS - Brooklyn Campus		7			7
FIRST PHYSICIANS GROUP - LORRAINE CORNERS		7			7
Thermopolis Rehabilitation Wellness		7			7
Lenox on the Lake			7	100%	7
ADVENT HEALTH APOPKA		3	4	57%	7
MEDEXPRESS URGENT CARE-DUBOIS		7			7
ADVENTHEALTH MEDICAL GROUP INTERNAL MEDICINE AT		2	5	71%	7
EXPICARE NURSING AGENCY, INC		5	2	29%	7
PENN MEDICINE PRINCETON MEDICAL CENTER		6	1	14%	7
FLORIDA HOSPITAL KISSIMMEE		4	3	43%	7
Parkside Villa		7			7
DANIEL M LIBBY MD PLLC		7			7
PENINSULA CARE AND REHABILITATION CENTER			7	100%	7
Hiawatha Care Center		7			7
CVS MA1022POCT CAMBRIDGE		7			7

COVID-19: testing by laboratory

Data through Apr 30, 2021 verified as of May 1, 2021 at 09:25 AM

Data in this report are provisional and subject to change.

The numbers in the table below represent the number of Florida and non-Florida residents for whom test results were received by the Department of Health. A person can be tested by more than one laboratory and can have both positive and negative results. **Therefore, the sum of the numbers in each column will be larger than the total number of people tested.**

Reporting lab	Inconclusive	Negative	Positive	Percent positive	Total
MEDEXPRESS URGENT CARE-SCOTT TOWNSHIP		6	1	14%	7
USCG SECTOR ST PETE		3	4	57%	7
MEDEXPRESS URGENT CARE - STATE COLLEGE		5	2	29%	7
CHELSEA NYC LAB		7			7
IRL MARKET LAB			7	100%	7
Centrastate Medical Center		6	1	14%	7
CVS TX4397POCT CYPRESS		7			7
MEDEXPRESS URGENT CARE - GLENDALE		7			7
HELIX MEDICAL CENTERS		1	6	86%	7
CVS NM8918POCT ALBUQUERQUE		7			7
TESTD			7	100%	7
GRACE REHABILITATION CENTER OF VERO BEACH		4	3	43%	7
HOME CARE PHARMACY OF PALM COAST INC		7			7
MEDEXPRESS URGENT CARE PORT HURON		6	1	14%	7
CVS PA813POCT RICHBORO		7			7
CARENOW URGENT CARE-SOUTHLAKE			7	100%	7
BROOKDALE LAKE ORIENTA			7	100%	7
NORTHSIDE MEDICAL CENTER		7			7
MALABAR FAMILY PRACTICE		4	3	43%	7
JUPITER ISLAND PUBLIC SAFETY		5	2	29%	7
QUE		4	3	43%	7
OCALA REGIONAL KIDNEY CENTER EAST		2	5	71%	7
PIEDMONT HENRY HOSPITAL, INC		7			7
BRADENTON PHYSICIANS MEDICAL CENTER			7	100%	7
PEDIATRICS OF CENTRAL FLORIDA		5	2	29%	7
DOCTOR'S IN-HOUSE LAB/COMMUNITY HEALTH CENTERS OF PINELLAS –PINELLAS P			7	100%	7
VICTORIAN MANOR		2	5	71%	7
AVON PARK PEDIATRICS			7	100%	7
MINUTECLINIC DIAG OF IND, LLC #6648		5	2	29%	7
LEE COUNTY HEALTH DEPARTMENT		4	3	43%	7
PURECARE PHARMACY		6	1	14%	7
MINUTECLINIC DIAGNOSTIC OF RHODE ISLAN		7			7
CVS PA1296POCT DREXEL HILL		5	2	29%	7
LIZS ADULT CARE		7			7
NORTHERN DUTCHESS HOSPITAL LABORATORY		5	2	29%	7
MINUTECLINIC DIAG OF IND LLC #6998		6	1	14%	7
HOLY GARDEN ALF, INC.		7			7
ST CHARLES BEND LABORATORY		6	1	14%	7
HEALTH CARE LABORATORY SERVICES		1	6	86%	7
BROWNE MEDICAL LLC		5	2	29%	7
NEMOURS CHILDREN'S HOSPITAL			7	100%	7
NU WAVE MEDICAL CENTER			7	100%	7
SCHOOL OF PHARMACY AND PHARMACEUTICAL		7			7
WYOMING COUNTY COMMUNITY HOSPITAL LABORATORY		7			7
NOVANT HEALTH INPATIENT CARE		2	5	71%	7
DOTHAN WEST FAMILY MEDICINE		5	2	29%	7
MARTHA A PRICE MD PA		3	4	57%	7

COVID-19: testing by laboratory

Data through Apr 30, 2021 verified as of May 1, 2021 at 09:25 AM

Data in this report are provisional and subject to change.

The numbers in the table below represent the number of Florida and non-Florida residents for whom test results were received by the Department of Health. A person can be tested by more than one laboratory and can have both positive and negative results. **Therefore, the sum of the numbers in each column will be larger than the total number of people tested.**

Reporting lab	Inconclusive	Negative	Positive	Percent positive	Total
BALTIMORE CITY HEALTH DEPT COMMUNICABLE DISEASES AND EPIDEMIOLOGY			7	100%	7
GREENVILLE MEMORIAL HOSPITAL LAB			7	100%	7
MEDEXPRESS URGENT CARE - IRVING		7			7
EL PARAISO HOME INC		7			7
DALLAS COUNTY HEALTH AND HUMAN SERVICES			7	100%	7
PANCARE HEALTH - HOSFORD SCHOOL			7	100%	7
EAST SIDE CLINICAL LABORATORY		5	2	29%	7
CALIFORNIA DEPARTMENT OF PUBLIC HEALTH		1	6	86%	7
TREASURE COAST INFECTIOUS DISEASE CONSULTANTS		4	3	43%	7
Bon Secours Place		6	1	14%	7
SOUTHEAST GEORGIA HEALTH SYSTEM, INC D		7			7
CVS OH3458POCT BEAVERCREEK		7			7
Robert Wood Johnson University Hospital		5	2	29%	7
MEDEXPRESS URGENT CARE-MUNCIE		7			7
CVS TN4624POCT KNOXVILLE		6	1	14%	7
SOMA MEDICAL CENTER PA #3 GREENACRES			7	100%	7
KANSAS DEPARTMENT OF HEALTH		2	5	71%	7
OPTUM PRIMARY CARE - FOUNTAIN OAKS		3	4	57%	7
CARENOW URGENT CARE-MADISON		7			7
MEDEXPRESS URGENT CARE - BLUEFIELD		6	1	14%	7
Chestnut Park Rehabilitation and Nursing Center		7			7
MINUTECLINIC DIAGNOSTIC OF KANSAS PA		7			7
LOUISIANA DEPT OF HEALTH			7	100%	7
GALLUP INDIAN MEDICAL CENTER		7			7
EAST GEORGIA REGIONAL MEDICAL CENTER		6	1	14%	7
MANATEE PEDIATRICS			7	100%	7
FLORIDA CANCER SPECIALISTS & RESEARCH INSTITUTE		6	1	14%	7
CVS OH6123POCT CINCINNATI		5	2	29%	7
CARESOUTH HHA HOLDINGS OF TALLAHASSEE LLC		7			7
WEXFORD HEALTH SOURCES INC		7			7
YAZJI PEDIATRIC CARE LLC DBA TUKA PEDIATRICS			7	100%	7
ABBEY MANOR RETIREMENT RESIDENCE INC		7			7
KEYSTONE PLACE AT NAPLES PRESERVE		4	3	43%	7
FLORIDA DIGESTIVE AND LIVER SPECIALIST		7			7
LYNMOORE,THE		7			7
GRACE WELLNESS CENTER LLC		6	1	14%	7
MEDEXPRESS URGENT CARE - HOLLINS		7			7
HEARTLAND PEDIATRICS OF LAKE PLACID			7	100%	7
CRESTWOOD MEDICAL CENTER		5	2	29%	7
RIVER OAKS TREATMENT CENTER			7	100%	7
FLORIDA DEPARTMENT OF HEALTH IN SARASOTA COUNTY		6	1	14%	7
MEDEXPRESS URGENT CARE-NESHANNOCK TWP		6	1	14%	7
Rutgers Health Rwj University Hospital - Laboratory		4	3	43%	7
WOMENS CARE FLORIDA LLC		5	2	29%	7
MINUTECLINIC #2797		7			7
KENDALL REGIONAL MEDICAL CNTR			7	100%	7
PALM GARDEN OF SUN CITY			7	100%	7

COVID-19: testing by laboratory

Data through Apr 30, 2021 verified as of May 1, 2021 at 09:25 AM

Data in this report are provisional and subject to change.

The numbers in the table below represent the number of Florida and non-Florida residents for whom test results were received by the Department of Health. A person can be tested by more than one laboratory and can have both positive and negative results. **Therefore, the sum of the numbers in each column will be larger than the total number of people tested.**

Reporting lab	Inconclusive	Negative	Positive	Percent positive	Total
CVS NV9841POCT RENO		4	3	43%	7
FLORIDA HOSPITAL APOPKA		6	1	14%	7
PANCARE HEALTH - KATE SMITH ELEMENTARY		1	6	86%	7
CVS OH3080POCT HUBER HEIGHTS		6	1	14%	7
NEMOURS CHILDRENS, LAKE NONA			7	100%	7
SANFORD MOBILE LAB		1	6	86%	7
TRUE HEALTH DIAGNOSTICS		1	6	86%	7
NORTH FLORIDA MEDICAL CENTERS INC		1	6	86%	7
MINUTECLINIC DIAGNOSTIC OF OHIO #6147		6	1	14%	7
WELLSTAR ATLANTA MEDICAL CENTER LABORA		6	1	14%	7
GEISINGER MEDICAL CENTER		2	5	71%	7
MILLER COUNTY HOSPITAL		7			7
MAINE DEPARTMENT OF HEALTH AND HUMAN SERVICES			7	100%	7
FLORIDA PREMIER MEDICAL CARE PA			7	100%	7
FLORIDA SCHOOL FOR THE DEAF AND THE BLIND			7	100%	7
Enterprise Health and Rehabilitation Center		7			7
MEDEXPRESS URGENT CARE - LEDGEWOOD		5	1	17%	6
HOLLY HILL HOME INFUSION SERVICE		5	1	17%	6
MCKENZIE-WILLAMETTE MEDICAL CENTER LAB		6			6
MINUTECLINIC DIAGNOSTIC OF KENTUCKY		6			6
FIRST COAST CARDIOVASCULAR INSTITUTE PA			6	100%	6
CVS TX7821POCT LEAGUE CITY		6			6
CAPITAL HEALTH PLAN LABORATORIES			6	100%	6
PROGRESS PHARMACY INC		1	5	83%	6
CVS MI8049POCT WATERFORD		5	1	17%	6
ABSOLUTE HEALTH		5	1	17%	6
TALLAHASSEE MEMORIAL HEALTHCARE			6	100%	6
MEDEXPRESS URGENT CARE-HERSHEY		5	1	17%	6
CVS NC6402POCT DAVIDSON		4	2	33%	6
QUICK CARE MED WALK IN AND URGENT CARE			6	100%	6
WG WINDSOR WOODS SH LLC		6			6
CVS SC5479POCT INDIAN LAND		6			6
SANITAS LAUDERDALE LAKES			6	100%	6
CITIZENS BAPTIST MEDICAL CENTERS LAB		5	1	17%	6
PUBLIC HEALTH LAB		6			6
ENIGMA DIAGNOSTIC, INC.			6	100%	6
VALSPAR CHAMPIONSHIP		6			6
FAMILY CARE MEDICAL CENTER			6	100%	6
BAYSHORE POINTE NURSING AND REHAB CENTER			6	100%	6
ADVANCED URGENT CARE OF MARATHON		1	5	83%	6
CAMELLIA AT DEERWOOD		2	4	67%	6
TIFT REGIONAL HLTH SYSTEM, INC DBA SOU		6			6
SOUTHERN OCEAN MEDICAL CENTER		6			6
BNR PHARMACY INC		6			6
COVID RAPID LABS		1	5	83%	6
MINUTECLINIC, LLC (CLINIC 10928)		6			6
ADVENTHEALTH CAR CENTER APOPKA			6	100%	6

COVID-19: testing by laboratory

Data through Apr 30, 2021 verified as of May 1, 2021 at 09:25 AM

Data in this report are provisional and subject to change.

The numbers in the table below represent the number of Florida and non-Florida residents for whom test results were received by the Department of Health. A person can be tested by more than one laboratory and can have both positive and negative results. **Therefore, the sum of the numbers in each column will be larger than the total number of people tested.**

Reporting lab	Inconclusive	Negative	Positive	Percent positive	Total
DEPARTMENT OF HEALTH AND HUMAN SERVICES DIVISION OF BEHAVIORAL HEALTH		1	5	83%	6
MAXCARE CLINIC			6	100%	6
PR HEALTH		1	5	83%	6
INDIANA STATE DEPARTMENT OF HEALTH LABORATORIES			6	100%	6
CVS MA2401POCT MARSHFIELD		5	1	17%	6
LUMADOC HEALTH		4	2	33%	6
FLORIDA DEPARTMENT OF HEALTH SEMINOLE COUNTY		1	5	83%	6
ORLANDO HEALTH PHYSICIAN GROUP			6	100%	6
CHILDREN'S HOSPITAL OF PHILADELPHIA		5	1	17%	6
MEDEXPRESS URGENT CARE SHADYSIDE		5	1	17%	6
UNILAB		2	4	67%	6
BROWARD COUNTY HEALTH DEPT.			6	100%	6
DIXIE COUNTY EMERGENCY SERVICES			6	100%	6
CVS MA507POCT LEOMINSTER		5	1	17%	6
THE CLINIC PREMISE HEALTH			6	100%	6
REDMED OF CROSSTOWN		3	3	50%	6
MANATEE MEMORIAL HOSPITAL CLINICAL LABORATORY			6	100%	6
CENTRAL FLORIDA PRIMARY CARE			6	100%	6
PELICAN LANDING		1	5	83%	6
SIGNATURE URGENT CARE			6	100%	6
LOS ALAMOS NATIONAL LABORATORY		6			6
CVS NATIONAL HARBOR MD2297714CV		6			6
GENTLE MEDICINE ASSOCIATES / DR. REGINE BATAILLE		6			6
MCR HEALTH LAWTON CHILES ADMINISTRATION STE A		1	5	83%	6
MOUNT SINAI BROOKLYN LABORATORY		5	1	17%	6
Advanced Care Center			6	100%	6
CVS MA1095POCT AMHERST		5	1	17%	6
WALGREENS #09304		4	2	33%	6
HACKENSACK UNIV MED CTR-PATHOLOGY DEPT		6			6
BETH ISRAEL DEACONESS MEDICAL CENTER			6	100%	6
CVS IN6654POCT INDIANAPOLIS		5	1	17%	6
UT SOUTHWESTERN MEDICAL CENTER			6	100%	6
TIMBER CREEK PEDIATRICS		6			6
NORTH FLORIDA PEDIATRICS JASPER			6	100%	6
AMERICAN EAGLE LEESBURG AL LLC DBA VISTA LAKE			6	100%	6
SOUTHEASTERN DERMATOLOGY GROUP PA		5	1	17%	6
CAREWELL 301 - WARWICK			6	100%	6
ARC POINT LABS OF AUSTIN NORTH			6	100%	6
Oakwood - North Baldwins Center for Living		6			6
COVID TESTING LLC			6	100%	6
Kennedy University Hospital		5	1	17%	6
MEDEXPRESS URGENT CARE-PITTSFIELD		6			6
WAKEMED		1	5	83%	6
MEDEXPRESS URGENT CARE, CHAMBERSBURG		5	1	17%	6
PANCARE HEALTH - ALTHA PUBLIC			6	100%	6
Kroger 673 - The Little Clinic Dallas		5	1	17%	6
CVS PA5241POCT CHALFONT		6			6

COVID-19: testing by laboratory

Data through Apr 30, 2021 verified as of May 1, 2021 at 09:25 AM

Data in this report are provisional and subject to change.

The numbers in the table below represent the number of Florida and non-Florida residents for whom test results were received by the Department of Health. A person can be tested by more than one laboratory and can have both positive and negative results. **Therefore, the sum of the numbers in each column will be larger than the total number of people tested.**

Reporting lab	Inconclusive	Negative	Positive	Percent positive	Total
MEDEXPRESS URGENT CARE - WEIRTON		6			6
VIERA PEDIATRICS		1	5	83%	6
MORRIS HALL/ST JOSEPH NURSING CENTER		6			6
UW MEDICINE VIROLOGY LAB			6	100%	6
ARLINGTON OF NAPLES		6			6
UT MEMPHIS UNIVERSITY HEALTH SERVICES			6	100%	6
PROHEALTH MED		1	5	83%	6
CVS MD1515POCT LEONARDTOWN		4	2	33%	6
HENDRY REGIONAL CONVENIENT CARE CENTER			6	100%	6
DISCOVERY VILLAGE AT DEERWOOD			6	100%	6
CVS IN6572POCT INDIANAPOLIS	6				6
FLORIDA MEDICAL SPECIALISTS	2		4	67%	6
MINUTECLINIC 7196	5		1	17%	6
ATLANTIC COMMUNITY HIGH SCHOOL	5		1	17%	6
COMPUNET CLINICAL LAB			6	100%	6
UF HEALTH PATHOLOGY LABORATORIES			6	100%	6
TAMIAMI LAB MILLENIUM			6	100%	6
WALGREENS - STORE #9479	4		2	33%	6
DISCOVERY VILLAGE AT STUART	2		4	67%	6
CONCENTRA			6	100%	6
PALM HARBOR DERMATOLOGY	4		2	33%	6
FLEET LANDING			6	100%	6
MEDEXPRESS - COLLINSVILLE BELT LINE	4		2	33%	6
CELAL GUROL ERBAY, MD			6	100%	6
BOCA VIPEDIATRICS			6	100%	6
TEXAS MEDCLINIC			6	100%	6
CVS NH6596POCT HAMPTON	6				6
CVS SC5550POCT CLOVER	5		1	17%	6
GUTHRIE MEDICAL GROUP LABORATORIES	6				6
PHYSICIANS URGENT CARE BERRY FARMS	4		2	33%	6
XPRESS URGENT CARE LLC	6				6
MEDEXPRESS URGENT CARE - ELM GROVE	5		1	17%	6
TRUSTBRIDGE			6	100%	6
BAYCARE MEDICAL GROUP, INC	6				6
AARK LABORATORY	6				6
WIREGRASS MEDICAL CENTER			6	100%	6
CVS NV2928POCT LAS VEGAS	6				6
JOSEF SCHENKER, MD, PC	6				6
RAPID MEDLAB (004MO)	5		1	17%	6
CVS MA957POCT WEST SPRINGFIELD	6				6
MARSHALL MEDICAL CENTER SOUTH LAB	5		1	17%	6
THE WINDSOR OF OCALA	2		4	67%	6
DAVISON HEALTH CENTER WESLEYAN UNIVERS	6				6
COMMUNITY HEALTH CENTERS OF PINELLAS, INC	4		2	33%	6
FLORIDA HEALTHCARE OF ORLANDO	1		5	83%	6
SANTOS REHABILITATION CENTER INC			6	100%	6
CVS PA2688POCT COLLEGEVILLE	6				6

COVID-19: testing by laboratory

Data through Apr 30, 2021 verified as of May 1, 2021 at 09:25 AM

Data in this report are provisional and subject to change.

The numbers in the table below represent the number of Florida and non-Florida residents for whom test results were received by the Department of Health. A person can be tested by more than one laboratory and can have both positive and negative results. **Therefore, the sum of the numbers in each column will be larger than the total number of people tested.**

Reporting lab	Inconclusive	Negative	Positive	Percent positive	Total
MD NOW MEDICAL CENTER			6	100%	6
MINUTECLINIC LLC #5041		2	4	67%	6
PALMETTO HEALTH ALLIANCE		3	3	50%	6
FLORIDA WOMAN CARE LABORATORY			6	100%	6
MINUTECLINIC DIAGNOSTICS OF IND LLC		3	3	50%	6
ANTHONY-BROWN PHARMACY		6			6
PLEASANTVILLE OF SEBASTIAN LLC☐			6	100%	6
ADVENTHEALTH CELEBRATION EMPLOYEE CLINIC		6			6
HEARTLAND HOME HEALTH CARE		6			6
CVS TX2263POCT SAN ANTONIO		6			6
PREMIER FAMILY HEALTH PA			6	100%	6
HUNTERS CREEK PEDIATRICS		6			6
CVS MINUTE CLINIC DIAGNOSTIC MED GRP OF CAL		5	1	17%	6
TULLAHOMA HMA, LLC		5	1	17%	6
LAKEVIEW TERRACE HOME HEALTH SERVICES LLC			6	100%	6
Northwell Lab		2	4	67%	6
QUATRACOR PLLC		6			6
MEDEXPRESS URGENT CARE - NORTH LITTLE		5	1	17%	6
CDRX INFUSION			6	100%	6
CVS IL5797POCT CAROL STREAM		6			6
APALACHEE CENTER INC		4	2	33%	6
ADVENTHEALTH MEDICALGROUP PEDIATRICS AT ORLANDO		6			6
PRESBYTERIAN HOME		6			6
ELITE MEDICAL CENTER		1	5	83%	6
VILLAGES HEALTH, THE		4	2	33%	6
CVS TX1104POCT ALLEN		6			6
CVS PA1379POCT LANSDALE		5	1	17%	6
MINUTECLINIC DIAGNOSTIC OF VIRGINIA, LLC		6			6
RIVERVIEW ALF OPERATOR LLC		1	5	83%	6
ST LUKES HOSPITAL LABORATORY		2	4	67%	6
AMERICAN HEALTH ASSOC. LABORATORY SOUTH		4	2	33%	6
CENTRAL JERSEY URGENT CARE OF BROWN MI		6			6
CVS TX8322POCT AUSTIN		6			6
MEDEXPRESS URGENT CARE - PRINCETON		5	1	17%	6
CLINICAL CARE ASSOCIATES			6	100%	6
GENESIS FAMILY PRACTICE		3	3	50%	6
ASCENSION ST VINCENT'S CLAY COUNTY			6	100%	6
DEPARTMENT OF HEALTH AND HUMAN SERVICES STATE OF NEW HAMPSHIRE			6	100%	6
MERCY COLLEGE HEALTH OFFICE		6			6
MIAMI RESCUE MISSION CLINIC INC			6	100%	6
MEDEXPRESS URGENT CARE - WAXAHACHIE, N HIGHWAY 77		4	2	33%	6
MIZELL MEMORIAL HOSPITAL			6	100%	6
SAINT PETER'S UNIVERSITY HOSPITAL		6			6
MEDEXPRESS URGENT CARE - LOGAN		6			6
LRHS Southeastern University		4	2	33%	6
LPG COCONUT POINT - FAMILY/ INTERNAL MEDICINE		6			6
MEDEXPRESS URGEN CARE - EAST BRUNSWICK		6			6

COVID-19: testing by laboratory

Data through Apr 30, 2021 verified as of May 1, 2021 at 09:25 AM

Data in this report are provisional and subject to change.

The numbers in the table below represent the number of Florida and non-Florida residents for whom test results were received by the Department of Health. A person can be tested by more than one laboratory and can have both positive and negative results. **Therefore, the sum of the numbers in each column will be larger than the total number of people tested.**

Reporting lab	Inconclusive	Negative	Positive	Percent positive	Total
LEHIGH REGIONAL MEDICAL CENTER LABORATORY		3	3	50%	6
MEDEXPRESS - NEWARK		6			6
MINUTECLINIC MINUTECLINIC #3665		6			6
OURMED		5	1	17%	6
THE READING HOSPITAL & MEDICAL CENTER			6	100%	6
Madison Health & Rehabilitation		6			6
FLORIDA DEPARTMENT OF HEALTH IN MIAMI DADE COUNTY		5	1	17%	6
CURATIVE CARE CENTER INC		1	5	83%	6
WALGREENS #07589		5	1	17%	6
ADVENT HEALTH - TUSKAWILLA		4	2	33%	6
UNIVERISTY OF MIAMI			6	100%	6
HELIX KH UC		1	5	83%	6
JERSEY SHORE MEDICAL CENTER		6			6
CVS TX10140POCT THE WOODLANDS		5	1	17%	6
OVIEDO CHILDRENS HEALTH CENTER LLC		1	5	83%	6
MEDICAL CENTER AT OCEAN REEF		1	5	83%	6
PENN NURSING CENTER		6			6
THE PALMS REHABILITATION AND HEALTHCARE CENTER		5	1	17%	6
PATHGROUP LABS, LLC		4	2	33%	6
SHEEPSHEAD BAY URGENT CARE		6			6
MINUTECLINIC DIAGNOSTIC OF OHIO #6139		6			6
MERCY URGENT CARE			6	100%	6
MEDEXPRESS URGENT CARE - HUNTINGTON WE		6			6
Englewood Health Care Center		6			6
MINUTECLINIC, LLC #07852		5	1	17%	6
BAYCARE ALLIANT HOSPITAL			6	100%	6
PRINCETON BMC LABORATORY		6			6
CVS MINUTE CLINIC DIAGNOSTIC OF TEXAS		5	1	17%	6
ALLEGRO FLEMING ISLAND		1	5	83%	6
RURAL HEALTH CARE INC			6	100%	6
CVS OH2518POCT COLUMBUS		5	1	17%	6
UPMC HEALTH SYSTEM		4	2	33%	6
URGENT CARE HOUSECALLS PA		5	1	17%	6
PARADIGM LABORATORIES			6	100%	6
ALL4KIDZ PEDIATRICS LLC		3	3	50%	6
MEDEXPRESS URGENT CARE - MBURG COMMONS		5	1	17%	6
IVY ROSEN MD PLLC		6			6
CVS NJ2815POCT E BRUNSWICK		4	2	33%	6
BROWARD TRANSITIONAL CENTER			6	100%	6
FIFTH AVENUE PEDIATRICS		3	3	50%	6
RIVER CITY PRIMARY AND URGENT CARE			6	100%	6
CVS NJ862POCT MARLBORO		5	1	17%	6
AMERICAN MEDICAL RESPONSE - DENVER		3	3	50%	6
PEACE OF MIND REHAB CENTER		6			6
BROOKDALE CLERMONT			6	100%	6
BETHESDA COMMUNITY HEALTH CENTER			6	100%	6
WELLMED AT FORT PIERCE		4	2	33%	6

COVID-19: testing by laboratory

Data through Apr 30, 2021 verified as of May 1, 2021 at 09:25 AM

Data in this report are provisional and subject to change.

The numbers in the table below represent the number of Florida and non-Florida residents for whom test results were received by the Department of Health. A person can be tested by more than one laboratory and can have both positive and negative results. **Therefore, the sum of the numbers in each column will be larger than the total number of people tested.**

Reporting lab	Inconclusive	Negative	Positive	Percent positive	Total
UNILAB OF DADE INC			6	100%	6
FAMILY TREE PRIMARY CARE		5	1	17%	6
MINUTECLINIC MINUTECLINIC #921		6			6
MINUTECLINIC DIAGNOSTIC OF TN PC #442		4	2	33%	6
DOCTORS OFFICE OF NEW JERSEY		6			6
DOCTORS HOSPITAL OF AUGUSTA		6			6
ELITE MD GROUP INC		2	4	67%	6
INVESCLINIC US, LLC		5			5
CVS OH10893POCT PARMA		2	3	60%	5
ST JOHNS BIOMEDICAL LAB		5			5
PRECISION DIAGNOSTICS INC - NJ		5			5
INVERNESS FAMILY CARE HIGH RISK PLLC			5	100%	5
JUPITER ISLAND MEDICAL CLINIC INC		5			5
FORSYTH HOUSE			5	100%	5
UNIVERSITY OF MIAMI / SCCC RESEARCH LABORATORY			5	100%	5
CVS TX7825POCT FRISCO		4	1	20%	5
CAREHERE LCS- EUSTIS			5	100%	5
Edward Hines, Jr. VA Hospital		4	1	20%	5
OCHSNER MEDICAL CENTER			5	100%	5
OPTUMCARE FLORIDA, LLC		3	2	40%	5
FRESENIUS MEDICAL CARE			5	100%	5
POWERS PEDIATRICS			5	100%	5
GULF COAST VETERANS HCS PANAMA CITY OPC		5			5
CVS IL8751POCT CHICAGO		5			5
SJH			5	100%	5
IMMERSION RESIDENTIAL LLC			5	100%	5
URGENT CARE COASTAL GA			5	100%	5
TANNER MEDICAL CENTER EAST AL		5			5
HELIX DIAGNOSTIX		2	3	60%	5
GRADY MEMORIAL HOSPITAL/MICRO			5	100%	5
LAKEVIEW HEALTHCARE SYSTEM LLC			5	100%	5
COPELAND MEDICAL CLINIC		3	2	40%	5
CVS MA2172POCT NORTH GRAFTON		5			5
BAPTIST HEALTH - TOWN CENTER			5	100%	5
ST LUCIE COUNTY HEALTH DEPARTMENT		4	1	20%	5
VEIL VALLEY MEDICAL CENTER			5	100%	5
ELDER ALTERNATIVES INC		3	2	40%	5
LABCORP UNSPECIFIED		5			5
CVS NV408817POCT LAS VEGAS		1	4	80%	5
BLUETAIL MEDICAL GROUP, LLC		4	1	20%	5
FLORIDA PRIMARY CARE AND SPORTS MEDICINE INC		2	3	60%	5
DICKSON MEDICAL ASSOCIATES PC PATH LAB		4	1	20%	5
PIEDMONT NEWNAN HOSPITAL		4	1	20%	5
LABS PLUS LLC		5			5
CANDLER HOSPITAL PATHOLOGY LABORATORY		3	2	40%	5
NIBHA MEDIRATTA MD PL			5	100%	5
JOSEPH SCHENKER MD PC		5			5

COVID-19: testing by laboratory

Data through Apr 30, 2021 verified as of May 1, 2021 at 09:25 AM

Data in this report are provisional and subject to change.

The numbers in the table below represent the number of Florida and non-Florida residents for whom test results were received by the Department of Health. A person can be tested by more than one laboratory and can have both positive and negative results. **Therefore, the sum of the numbers in each column will be larger than the total number of people tested.**

Reporting lab	Inconclusive	Negative	Positive	Percent positive	Total
RELIANT IMMUNE DIAGNOSTICS			5	100%	5
EASTCHESTER PEDIATRIC MEDICAL GROUP		5			5
MEDICAL CENTER OF BLOUNTSTOWN			5	100%	5
PEDIATRIC URGENT HEALTH CARE			5	100%	5
PRECISION LABS LLC		2	3	60%	5
MEDEXPRESS URGENT CARE - FREDERICK		5			5
CFP PHYSICIANS GROUP			5	100%	5
MD NOW MEDICAL CENTER INC			5	100%	5
NATURE COAST PRIMARY CARE LAB LLC		1	4	80%	5
SONATA VERO BEACH		5			5
WESTMINSTER SHORES			5	100%	5
BRIGHAM AND WOMEN'S HOSPITAL		1	4	80%	5
WALGREENS #03287		5			5
CARL R DARNALL ARMY MEDICAL CENTER			5	100%	5
MINUTECLINIC DIAG OF IND, LLC #6910		5			5
COOPER HOSPITAL/UNIVERSITY MEDICAL		5			5
NAVAL MEDICAL CENTER			5	100%	5
MEDEXPRESS URGENT CARE - BRIDGEVILLE		5			5
PEDIATRICS OF CENTRAL FLORIDA – POINCIANA		3	2	40%	5
SOUTH BEND MEDICAL FOUNDATION			5	100%	5
PARADISE VILLA ALF INCORPORATED		5			5
REGIONAL MEDICAL CENTER BAYONET POINT			5	100%	5
AHF PUBLIC HEALTH LABORATORY			5	100%	5
CONCENTRA - ORLANDO SOUTH II		4	1	20%	5
INTERNAL MEDICINE & PRIMARY CARE ASSOCIATES, PLC			5	100%	5
CVS IN5696POCT FORT WAYNE		5			5
PIEDMONT FAYETTE HOSPITAL		3	2	40%	5
ENCOMPASS HEALTH REHABILITIATION HOSPI		5			5
KEYSTONE REHABILITATION AND HEALTH CENTER		1	4	80%	5
COLUMBIA MEMORIAL HOSPITAL LABORATORY		5			5
FOUNDCARE, INC			5	100%	5
METHODIST HEALTHCARE UNIVERSITY HOSPIT		5			5
CVS IL8750POCT CHICAGO		3	2	40%	5
CVS IN6757POCT COLUMBUS		5			5
AHC Decatur County		5			5
EAST BANK HOSPITAL - UNIVERSITY OF MINNESOTA MEDICAL CENTER			5	100%	5
MINUTECLINIC OF NEVADA-2955 S FT APACH		5			5
BEACH HOUSE		5			5
NEW YORK PHYSICIANS LLP		5			5
CLINICAL PATHOLOGY LABORATORIES			5	100%	5
UNC HOSPITAL/MCLENDON CLINICAL LABORATORIES			5	100%	5
MINUTECLINIC DIAGNOSTIC OF VIRGINIA, LLC #1980		3	2	40%	5
MEDEXPRESS URGENT CARE LAVALE		5			5
THE RETREAT AT PORT ORANGE			5	100%	5
RUSH UNIVERSITY MEDICAL CENTER LABORATORY			5	100%	5
CVS SC1540POCT MYRTLE BEACH		4	1	20%	5
NORTHWOOD UNIVERSITY-BENNETT SPORTS CENTER		5			5

COVID-19: testing by laboratory

Data through Apr 30, 2021 verified as of May 1, 2021 at 09:25 AM

Data in this report are provisional and subject to change.

The numbers in the table below represent the number of Florida and non-Florida residents for whom test results were received by the Department of Health. A person can be tested by more than one laboratory and can have both positive and negative results. **Therefore, the sum of the numbers in each column will be larger than the total number of people tested.**

Reporting lab	Inconclusive	Negative	Positive	Percent positive	Total
RANDOLPH COUNTY HEALTH & REHABILITATIO		5			5
THONOTOSASSA COMMUNITY HEALTH CENTER		1	4	80%	5
HEALTHCARE NETWORK OF SOUTHWEST FLORIDA			5	100%	5
COVENANT COLLEGE HEALTH SERVICES		5			5
BAPTIST HOSPITAL EMPLOYEE HEALTH OFF			5	100%	5
CVS TN7698POCT KNOXVILLE		5			5
NORTHERN MICHIGAN UNIVERSITY ATHLETICS		5			5
MINUTECLINIC, DIAGNOSTIC OF TEXAS, LLC		5			5
RURAL/METRO MIDSOUTH,		5			5
OCCMED SOLUTIONS		2	3	60%	5
MEDEXPRESS URGENT CARE - WALDORF, CRAIN HWY		5			5
AMAVIDA		5			5
CVS KY2332POCT GEORGETOWN		4	1	20%	5
LPG PEDIATRICS AT CAPE CORAL		5			5
ARKANSAS DEPARTMENT OF HEALTH			5	100%	5
CVS OH3393POCT AURORA		4	1	20%	5
HUNT CLUB MEDICAL CARE			5	100%	5
Samuel S. Stratton VAMC		5			5
FRESENIUS KIDNEY CARE SOUTH ORLANDO			5	100%	5
LAKE COUNTY DETENTION CENTER		3	2	40%	5
VA PRIMARY CARE ANNEX			5	100%	5
WATERTOWN URGENT CARE PLLC		5			5
MINUTECLINIC, LLC #7139		5			5
INDIAN RIVER PRIMARY CARE PA		5			5
KINGSWAY MEDICAL CENTER INC		2	3	60%	5
MINUTECLINIC DIAGNOSTIC OF PENNSYLVAN		4	1	20%	5
MINUTECLINIC DIAG OF IND, LLC #8645		5			5
PM PEDIATRICS OF SELDEN		3	2	40%	5
ALPHADERA LABS, LLC			5	100%	5
DOCS URGENT CARE		1	4	80%	5
ADVANCED HEART CARE OF SOUTH FLORIDA		5			5
PEDIATRICS OF ALTAMONTE		5			5
FALLSBURG CHAI		5			5
ATLANTA PLUS URGENT CARE			5	100%	5
URGENT CARE OF ERWIN		5			5
SPRINGHILL SENIOR RESIDENCE		5			5
NORTH SHORE HEMATOLOGY-ONCOLOGY ASSOCIATES, PC		5			5
CVS GA5637POCT VILLA RICA		5			5
FRANCES WARDE MEDICAL LABORATORY		2	3	60%	5
ADVENTHEALTH GORDON		4	1	20%	5
UNIVERSITY OF CHICAGO MEDICAL CENTER LAB			5	100%	5
THE CLINIC OF PEDIATRICS & GI MEDICINE, INC			5	100%	5
QUINTON MEMORIAL HEALTH CARE CENTER		5			5
ST BARNABAS HOSPITAL		5			5
BOROPARK URGENT CARE		4	1	20%	5
CVS CA9823POCT SACRAMENTO		5			5
HAWTHORNE HEALTH AND REHABILITATION			5	100%	5

COVID-19: testing by laboratory

Data through Apr 30, 2021 verified as of May 1, 2021 at 09:25 AM

Data in this report are provisional and subject to change.

The numbers in the table below represent the number of Florida and non-Florida residents for whom test results were received by the Department of Health. A person can be tested by more than one laboratory and can have both positive and negative results. **Therefore, the sum of the numbers in each column will be larger than the total number of people tested.**

Reporting lab	Inconclusive	Negative	Positive	Percent positive	Total
MARION COUNTY FIRE RESCUE		3	2	40%	5
CVS MA299POCT WORCESTER		5			5
REHABILITATION CENTER AT JUPITER GARDENS		5			5
COMMONS AT ORLANDO LUTHERAN TOWERS SNF			5	100%	5
WASHINGTON COLLEGE HEALTH SERVICES		5			5
CVS IN6551POCT MOORESVILLE		4	1	20%	5
DOCTORS HOSPITAL LAB MEDICAL OFFICE BUILDING			5	100%	5
PHYSICIANS IMMEDIATE CARE ELGIN			5	100%	5
NYU WINTHROP LABORATORY		5			5
SOUTHEAST GEORGIA PHYSICIAN ASSOCIATES		4	1	20%	5
PATIENT FIRST - LEESBURG			5	100%	5
DEPARTMENT OF HEALTH AND HUMAN SERVICES LANSING			5	100%	5
CAPE COD HOSPITAL			5	100%	5
CARENOW URGENT CARE - CENTRAL AUSTIN		1	4	80%	5
RHEA MEDICAL CENTER		5			5
LIVING WATERS MEDICAL CENTER			5	100%	5
CVS NJ837POCT MARLTON		5			5
Arbors at Marietta		5			5
CVS TX5877POCT PEARLAND		5			5
WALGREENS# 00323		5			5
CARENOW URGENT CARE - WINTER SPRINGS		4	1	20%	5
ADVENTHEALTH MEDICAL GROUP PEDIATRICS		2	3	60%	5
FHPG FAMILY MEDICAL CENTER OF TAMPA BAY		1	4	80%	5
LIFEPLUS HEALTHCARE GROUP INC		5			5
FLORIDA DEPARTMENT OF HEALTH - INVERNESS		3	2	40%	5
MEDEXPRESS - NEW CASTLE, DUPONT HWY		4	1	20%	5
ENT AND ALLERGY ASSOCIATES OF FLORIDA, LLC			5	100%	5
MIAMI CANCER INSTITUTE			5	100%	5
AUGUSTA HEALTH			5	100%	5
WILLOW CREEK RETIREMENT CENTER		5			5
SARASOTA IMMEDIATE CARE			5	100%	5
ST JOSEPHS BEHAVIORAL HEALTH CENTER			5	100%	5
CVS NC2771POCT CLAYTON		4	1	20%	5
QUALITY MEDICAL CARE			5	100%	5
Hillspring of Springboro		5			5
JOHN T MACKAY MD			5	100%	5
CVS MA1845POCT WILMINGTON		4	1	20%	5
MEDEXPRESS URGENT CARE - DANVILLE		5			5
BIOTECH CLINICAL LABORATORY			5	100%	5
CVS TX7151POCT HUMBLE		4	1	20%	5
AEL KNOXVILLE			5	100%	5
SUTTER TRACY COMMUNITY HOSPITAL			5	100%	5
INFECTION CONTROL/ EMPHEALTH		3	2	40%	5
CLINICAL CARE INC			5	100%	5
MEDICAL UNIVERSITY SC HOSPITAL			5	100%	5
Oceanside Health & Rehabilitation Center		5			5
MIDDLEBURG VA CBOC		4	1	20%	5

COVID-19: testing by laboratory

Data through Apr 30, 2021 verified as of May 1, 2021 at 09:25 AM

Data in this report are provisional and subject to change.

The numbers in the table below represent the number of Florida and non-Florida residents for whom test results were received by the Department of Health. A person can be tested by more than one laboratory and can have both positive and negative results. **Therefore, the sum of the numbers in each column will be larger than the total number of people tested.**

Reporting lab	Inconclusive	Negative	Positive	Percent positive	Total
BUEN PASTOR MEDICAL CENTER, INC			5	100%	5
MEDEXPRESS URGENT CARE - WILKES BARRE		4	1	20%	5
FINLAY		1	4	80%	5
Walker BaptistMedCtr		4	1	20%	5
SIENA COLLEGE SPORTS MEDICINE CENTER		5			5
FLORIDA PRIMARY & SPECIALTY CARE		5			5
CVS NJ715POCT WAYNE		5			5
HILLSBOROUGH COUNTY HEALTH DEPARTMENT			5	100%	5
TMH PHYSICIAN PARTNERS SOUTHWOOD		1	4	80%	5
MINNESOTA DEPARTMENT OF HEALTH PUBLIC HEALTH LABORATORY DIVISION	1		4	80%	5
CVS TN6414POCT SMYRNA		3	2	40%	5
THE DOCTORS CENTER HEALTHCARE-SOUTHSIDE		1	4	80%	5
MEDEXPRESS URGENT CARE - SOUTH PARKERSBURG		5			5
CYPRESS CREEK MEDICAL CENTER			5	100%	5
APOLLO GARDENS RETIREMENT RESIDENCE CARE		5			5
PATIENT FIRST - ALLENTOWN			5	100%	5
MONROE COUNTY DEPT OF PUBLIC HEALTH ST		5			5
APC PEDIATRICS			5	100%	5
CVS PA258POCT MCKEES ROCKS		5			5
UCF STUDENT HEALTH SERVICES LABORATORY		2	3	60%	5
PRINCIPLE HOSPICE SERVICE, LLC			5	100%	5
FLORIDA HOSPITAL LAKE MARY		5			5
CHAMPLAIN VALLEY PHYSICIANS HOSPITAL		3	2	40%	5
SEASIDE MANOR			5	100%	5
CVS NC3853POCT BURLINGTON		4	1	20%	5
CVS MO10053POCT SAINT PETERS		5			5
WASHINGTON STATE DEPARTMENT OF HEALTH PUBLIC HEALTH LABORATORIES			5	100%	5
LAFAYETTE NURSING AND REHAB			5	100%	5
USCG ABBOTT BINAXNOW		4	1	20%	5
FLORIDA CLINICAL LABORATORY - BIOREFERENCE LABORATORIES		2	3	60%	5
WILSON PEDIATRICS			5	100%	5
CVS GA5622POCT DALLAS		3	2	40%	5
CVS CT750POCT ENFIELD		5			5
MEDEXPRESS URGENT CARE FOX CHAPEL		5			5
WOODHULL MEDICAL AND MENTAL HEALTH CTR		5			5
CVS AZ9210POCT SCOTTSDALE		5			5
PUTNAM HOSPITAL CENTER LABORATORY		5			5
FAMILY TREE DNA			5	100%	5
BAYSHORE LABORATORY		4	1	20%	5
INNOVATIVE COVID-DIVERSEY			5	100%	5
THE UNIVERSITY OF VERMONT MEDICAL CENTER		4	1	20%	5
MED EXPRESS URGENT CARE PC - MARYLAND		4	1	20%	5
WHITE WILSON MEDICAL CENTER - FWB		1	4	80%	5
MINUTECLINIC DIAGNOSTIC OF PENNSYLVANIA, LLD #1545		5			5
CITRUS HEALTH NETWORK INC		2	3	60%	5
Wynfield Park Health and Rehabilitation		5			5
LEVY COUNTY DEPT. OF PUBLIC SAFETY		2	3	60%	5

COVID-19: testing by laboratory

Data through Apr 30, 2021 verified as of May 1, 2021 at 09:25 AM

Data in this report are provisional and subject to change.

The numbers in the table below represent the number of Florida and non-Florida residents for whom test results were received by the Department of Health. A person can be tested by more than one laboratory and can have both positive and negative results. **Therefore, the sum of the numbers in each column will be larger than the total number of people tested.**

Reporting lab	Inconclusive	Negative	Positive	Percent positive	Total
CLINICAL LABORATORIES OF THE BUFFALO		4	1	20%	5
WELLMED AT APOLLO BEACH BLVD		3	2	40%	5
CLEVELAND CLINIC MARTIN HEALTH NURSING & RESTORATIVE		5			5
QUEST DIAGNOSTICS PSC		1	4	80%	5
Army Residence Community		5			5
CVS MA447POCT NORTHAMPTON		3	2	40%	5
Life Care Center of Estero			5	100%	5
DEVANSH LAB WERKS		1	4	80%	5
CVS AZ10150POCT PHOENIX		4	1	20%	5
DELAWARE PUBLIC HEALTH LABORATORY		2	3	60%	5
ADVENTHEALTH ORLANDO INTERNATIONAL AIRPORT			5	100%	5
RIO PINAR HEALTH CARE			5	100%	5
URGENT TEAM MANAGEMENT OF TENNESSEE, L		4	1	20%	5
PIEDMONT HOSPITAL LAB			5	100%	5
MINIUTECLINIC DIAG OF IND, LLC #6553		5			5
MASSASHUSETTS STATE LAB INSTITUTE		2	3	60%	5
CVS CA9606POCT TEMECULA		5			5
MINUTECLINIC LLC #5010		4	1	20%	5
URGENT MED INC		3	2	40%	5
CVS ME329POCT PORTLAND		5			5
CVS MA394POCT SEEKONK		5			5
MEDEXPRESS URGENT CARE - MOUNTAIN HOME		4	1	20%	5
MEDEXPRESS URGENT CARE - BECKLEY CROSS		4	1	20%	5
ALLIANCE FOR MULTISPECIALTY RESEARCH		5			5
WEST PACIFIC MEDICAL LABORATORY			5	100%	5
INSTANT MEDICAL CARE CENTER		4	1	20%	5
MEDEXPRESS URGENT CARE MARTINSBURG		3	2	40%	5
FLAGLER HEALTH SERVICES INC			5	100%	5
MINUTECLINIC DIAG OF IND LLC #6840		5			5
REELFOOT FAMILY WALK IN CLINIC		4	1	20%	5
MINUTECLINIC, LLC #1431		4	1	20%	5
WALGREENS #10264		5			5
LAKE MARY HEALTH AND REHABILITATION CENTER		1	4	80%	5
EAST CENTRAL FLORIDA OUT PATIENT IMAGING			5	100%	5
STEUBEN COUNTY PUBLIC HEALTH		5			5
MINUTECLINIC # 21110		3	2	40%	5
ADVANCED PEDIATRICS OF BOCA LLC			5	100%	5
MID - FLORIDA PATHOLOGY LLC		1	4	80%	5
CVS PA10034POCT PITTSBURGH		5			5
MEDEXPRESS URGENT CARE- COLUMBIA HEIGH		5			5
SOUTH FLORIDA FAMILY HEALTH & RESEARCH CTR			5	100%	5
MINUTECLINIC DIAGNOSTIC MED GRP OF SAN		4	1	20%	5
GENTLE HANDS MOBILE PHLEBOTOMY			5	100%	5
ATLANTIC SURGERY CENTER OF JACKSONVILLE BEACH		5			5
CVS GA2279POCT SUWANEE		5			5
ST VINCENTS AMBULATORY CARE INC		3	2	40%	5
WINCHESTER MEDICAL CENTER			5	100%	5

COVID-19: testing by laboratory

Data through Apr 30, 2021 verified as of May 1, 2021 at 09:25 AM

Data in this report are provisional and subject to change.

The numbers in the table below represent the number of Florida and non-Florida residents for whom test results were received by the Department of Health. A person can be tested by more than one laboratory and can have both positive and negative results. **Therefore, the sum of the numbers in each column will be larger than the total number of people tested.**

Reporting lab	Inconclusive	Negative	Positive	Percent positive	Total
UNIVERISTY OF MEMPHIS ATHLETIC TRAINI		5			5
OMNICARE PHARMACY OFTEXAS 1, LP DBA OMNICARE		5			5
NORTHPORT MEDICAL CENTER LAB		5			5
MINUTE CLINIC LLC #1831		5			5
MINUTECLINIC DIAGNOSTIC OF NEVADA-9586		4	1	20%	5
CVS AZ9290POCT PHOENIX		4	1	20%	5
KETTERING HEALTH			5	100%	5
Kroger 449 - The Little Clinic Mountain Park		4	1	20%	5
MENORAH MANOR			5	100%	5
PHYSICIANS QUALITY CARE			5	100%	5
SAFETY HARBOR SENIOR LIVING			5	100%	5
HELIX URGENT CARE			5	100%	5
CELERION			5	100%	5
CVS SC4122POCT TAYLORS		5			5
MEDEXPRESS URGENT CARE HUNTINGTON		5			5
MD ANDERSON CANCER CENTER DI BAY AREA			5	100%	5
GOOD SAMARITAN HOSPITAL		3	2	40%	5
DAVENPORT PEDIATRICS PA		1	4	80%	5
DIAGNOSTECHS		4	1	20%	5
SCIENCE CARE			5	100%	5
EGL GENETICS DIAGNOSTICS			5	100%	5
PINECREST PEDIATRICS GROUP LLC			5	100%	5
ADVENT HEALTH MEDICAL GROUP		4	1	20%	5
ALVARO J DANGOND MD PA		4	1	20%	5
NOVANT HEALTH UVA		2	3	60%	5
GENEVA GENERAL HOSPITAL LABORATORY		3	2	40%	5
JACKSON SOUTH COMMUNITY HOSPITAL LAB			5	100%	5
GARDENS PEDIATRICS			5	100%	5
NORTHSIDE HOSPITAL- CHEROKEE		4	1	20%	5
ST JOSEPHS HOSPITAL PATHOLOGY LAB		4	1	20%	5
MINUTECLINIC, LLC #07876		4	1	20%	5
RUSSELL SAGE COLLEGE WELLNESS CENTER		5			5
AMI ST FRANCIS HOSPITAL LABORATORY		4	1	20%	5
NORTH DADE NURSING AND REHABILITATION CENTER			5	100%	5
WALGREENS # 03608		3	2	40%	5
STARMED FAMILY & URGENT CARE			5	100%	5
XRL SXF REF LAB		5			5
PREMIER MEDICAL LABORATORY	1	2	2	40%	5
PREMIER PEDIATRICS		1	4	80%	5
Kroger 099 - The Little Clinic Fort Collins		5			5
JOE DIMAGGIO CHILDREN'S HOSPITAL		1	4	80%	5
Birchaven		5			5
THE LITTLE CLINIC			5	100%	5
ELITE CARE			5	100%	5
MEDEXPRESS URGENT CARE PLEASANT HILLS		4	1	20%	5
BROOKDALE NEW PORT RICHEY			5	100%	5
PRL NYC PANDEMIC RESPONSE LAB			5	100%	5

COVID-19: testing by laboratory

Data through Apr 30, 2021 verified as of May 1, 2021 at 09:25 AM

Data in this report are provisional and subject to change.

The numbers in the table below represent the number of Florida and non-Florida residents for whom test results were received by the Department of Health. A person can be tested by more than one laboratory and can have both positive and negative results. **Therefore, the sum of the numbers in each column will be larger than the total number of people tested.**

Reporting lab	Inconclusive	Negative	Positive	Percent positive	Total
MIAMI MEDICAL CONSULTANT PA			5	100%	5
STVHCS - Dental Outpatient Clinic		5			5
MORGAN STANLEY HEALTH CENTER		5			5
CVS IL1170POCT JOLIET		4			4
MINUTECLINIC DIAG OF IND, LLC #6483		2	2	50%	4
LEON MEDICAL CENTERS, LLC			4	100%	4
DEPARTMENT OF HEALTH AND HUMAN SERVICES		2	2	50%	4
CVS MA969POCT PALMER		4			4
SOUTH FLORIDA RESEARCH ORGANIZATION			4	100%	4
CAPTAIN JAMES A. LOVELL FEDERAL HEALTHCARE CENTER			4	100%	4
MEDEXPRESS URGENT CARE - WEST ST PAUL, ROBERT ST S		3	1	25%	4
Sears Coastal Nursing and Rehab		4			4
COVENIENT CARE MEDICAL CLINIC			4	100%	4
FLORIDA MEDICAL CENTER		1	3	75%	4
MAILBOX DIAGNOSTICS		2	2	50%	4
REMEDY URGENT CLINIC		2	2	50%	4
MINUTECLINIC, LLC #5707		4			4
PANCARE HEALTH - PONCE DE LEON			4	100%	4
MICHIGAN HEALTH CLINIC LABORATORIES		3	1	25%	4
PM PEDIATRICS OF BAYSIDE, PLLC - MANHASSET		4			4
CVS PA4000POCT INDIANA		4			4
Heartland of Boynton Beach			4	100%	4
MEDNOW URGENT CARE		3	1	25%	4
Metro West Nursing and Rehab			4	100%	4
CVS OH3329POCT LAKEWOOD		4			4
MEADOWS AT CYPRESS GARDENS, THE		3	1	25%	4
SACRED HEART HEALTH SYSTEMS INC			4	100%	4
BAYSTATE MEDICAL CENTER		2	2	50%	4
MINUTE CLINIC DIAGNOSTIC OF VIRGINIA, LLC #6292		3	1	25%	4
PANCARE HEALTH YOUNGSTOWN			4	100%	4
SIMEDHEALTH, LLC		2	2	50%	4
URGENT CARE - OCONEE		2	2	50%	4
Mill Valley Care Center		4			4
SANFORD SOUTH UNIVERSITY		4			4
SINAI PLAZA NURSING AND REHAB CENTER			4	100%	4
MAYO CLINIC BEACHES PRIMARY CARE CTR		3	1	25%	4
LAKESIDE HOSPITAL BELLE GLADE			4	100%	4
DYNACARE LABORATORIES			4	100%	4
MINUTECLINIC DIAGNOSTIC OF WISCONSIN, LLC		4			4
Kroger 959 - The Little Clinic Carmel		4			4
CAREMOUNT MEDICAL PC - BEDFORD URGENT		4			4
GILCHRIST COUNTY HEALTH DEPT			4	100%	4
HACKENSACK MERIDIAN URGENT CARE, PC		4			4
University Plaza Rehabilitation and Nursing			4	100%	4
NEMOURS CHILDREN'S CLINIC			4	100%	4
AFC URGENT CARE GUNBARREL			4	100%	4
MARSHFIELD LABORATORIES			4	100%	4

COVID-19: testing by laboratory

Data through Apr 30, 2021 verified as of May 1, 2021 at 09:25 AM

Data in this report are provisional and subject to change.

The numbers in the table below represent the number of Florida and non-Florida residents for whom test results were received by the Department of Health. A person can be tested by more than one laboratory and can have both positive and negative results. **Therefore, the sum of the numbers in each column will be larger than the total number of people tested.**

Reporting lab	Inconclusive	Negative	Positive	Percent positive	Total
PRESBYTERIAN FAMILY HEALTHCARE-KASEMAN		4			4
TAVARES VA COMMUNITY OUTPATIENT CLINIC		4			4
WILLIAM S MIDDLETON MEMORIAL VET HOSP		4			4
Kroger 186 - The Little Clinic Holiday Manor		3	1	25%	4
NDX-CORE LAB			4	100%	4
CHILDREN'S HEALTHCARE OF ATLANTA		4			4
NEXT BIO RESEARCH SERVICES, LLC		1	3	75%	4
MEDEXPRESS URGENT CARE-ARLINGTON		3	1	25%	4
FLORIDA HOSPITAL ALTAMONTE		2	2	50%	4
PINELLAS POINT NURSING AND REHAB			4	100%	4
FISHERMEN'S HOSPITAL			4	100%	4
MEMORIAL HEALTHCARE SYSTEM		1	3	75%	4
ManorCare Rehabilitation Center- Decatur		4			4
CARNEGIE HILL PEDIATRICS LLP		3	1	25%	4
FAMILY MEDICINE AT WATERMAN		4			4
COVANCE CLS			4	100%	4
PHYSICIANS IMMEDIATE CARE AURORA			4	100%	4
ADVENTHEALTH MEDICAL GROUP COMMUNITY MEDICINE		3	1	25%	4
BARTON MEMORIAL HOSPITAL		3	1	25%	4
FCHC (OB)-DARWIN SQUARE CTR.			4	100%	4
IMA MEDICAL CENTER OF OVIEDO			4	100%	4
Hunterdon Medical Center Laboratory		4			4
CENTERPLACE HEALTH, INC			4	100%	4
MINUTECLINIC DIAGNOSTIC OF OHIO #5060		4			4
MINUTECLINIC LLC (2335)		3	1	25%	4
RIVER CITY MEDICAL ASSOCIATES INC			4	100%	4
Eldorado Rehab & Healthcare		4			4
HAMILTON MEDICAL CENTER LABORATORY		2	2	50%	4
SOUTHLAND SUITES OF LAKELAND			4	100%	4
FLORIDA CANCER SPECIALISTS AND RESEARCH		2	2	50%	4
MD NOW URGENT CARE - DELRAY WEST			4	100%	4
LOUISIANA DEPT. OF HEALTH AND HOSPITALS-INFECTIOUS DISEASE EPI SECTION			4	100%	4
MEDEXPRESS URGENT CARE, LANCASTER WEST		2	2	50%	4
HAVEN CUSTEAD CARE CENTER		1	3	75%	4
CALUSA HARBOUR			4	100%	4
FHCP – ORMOND BEACH			4	100%	4
HEALTHQUEST, INC		3	1	25%	4
FLORIDA HEALTHCARE PLAN			4	100%	4
CVS TX8387POCT AUSTIN		4			4
CVS MA217POCT TEWKSBURY		3	1	25%	4
PHOEBE SUMTER MEDICAL CENTER LABORATORY		3	1	25%	4
ACHN CLINIC			4	100%	4
CAREWELL 202			4	100%	4
WHITE EARTH IHS MAIN LAB		4			4
ManorCare Health Services Camp Hill		4			4
AHC of Mckenzie		4			4
FLORIDA MEDICAL CLINIC -INTERNAL MED DADE CITY			4	100%	4

COVID-19: testing by laboratory

Data through Apr 30, 2021 verified as of May 1, 2021 at 09:25 AM

Data in this report are provisional and subject to change.

The numbers in the table below represent the number of Florida and non-Florida residents for whom test results were received by the Department of Health. A person can be tested by more than one laboratory and can have both positive and negative results. **Therefore, the sum of the numbers in each column will be larger than the total number of people tested.**

Reporting lab	Inconclusive	Negative	Positive	Percent positive	Total
INTERMOUNTAIN HEALTHCARE CENTRAL LABORATORY			4	100%	4
EXPRESS TESTING-ONE			4	100%	4
MOUNT SINAI AVENTURA DIAGNOSTIC CENTER			4	100%	4
CVS SC4382POCT SPARTANBURG		4			4
Kroger 125 - The Little Clinic Castle Rock		3	1	25%	4
Loretto Health and Rehabilitation Center		4			4
SKYLINE UROLOGY		4			4
Marian Manor, Inc		4			4
15 TO KNOW			4	100%	4
BAPTIST HEALTH MEDICAL CENTER			4	100%	4
Oak Creek Terrace		4			4
CRESTAR LABS		2	2	50%	4
ADVENTHEALTH NEW SMYRNA BEACH COMMUNITY HEALTH			4	100%	4
CVS MINUTE CLINIC DIAGNOSTIC MED GRP		4			4
ENCOMPASS HOME HEALTH		4			4
PILGRIM PHARMACY INC		4			4
BETHPAGE EXTENDED HOURS CENTER		4			4
VITAL CARE URGENT CARE			4	100%	4
MAURY REGIONAL MEDICAL CENTER		4			4
H/L of WEst AShley Rhabilitation and Nursing Center		4			4
OHIO CVS STORES		3	1	25%	4
CARE ONE PRIMARY CARE			4	100%	4
MEDEXPRESS URGENT CARE - FORT SMITH		4			4
MD ANDERSON			4	100%	4
MPG JACKSONVILLE ATLANTIC BLVD		1	3	75%	4
EAST TENNESSEE CHILDREN'S HOSPITAL		3	1	25%	4
GASTROENTEROLOGY ASSOC OF PENSACOLA, PA		2	2	50%	4
TRUE HEALTH- HOFFNER		3	1	25%	4
SUMMERFORD NURSING HOME, INC.		4			4
MEDFIRST URGENT CARE			4	100%	4
CLINICAL ASSOCIATES OF ORLANDO LLC		4			4
Kroger 124 - The Little Clinic University		3	1	25%	4
State Lab Unspecifd			4	100%	4
MEMORIAL HEALTH CARE SYSTEMS			4	100%	4
ORANGE COUNTY HEALTH DEPARTMENT		2	2	50%	4
MONTANA DEPARTMENT OF PUBLIC HEALTH & HUMAN SERVICES			4	100%	4
PREMIER PEDIATRICS LLC			4	100%	4
ROAN DRUG COMPANY LLC		4			4
Rosedale Green		4			4
NHC HealthCare, Cookeville		4			4
MERCY HOSPITAL			4	100%	4
MEDEXPRESS URGENT CARE - TEAYS VALLEY		3	1	25%	4
SOFTCELL L-FORM LABORATORIES, LLC		1	3	75%	4
LIFE CARE HOME HEALTH SERVICES LLC		1	3	75%	4
SIGNATURE CARE MONTROSE		2	2	50%	4
CVS TX1057POCT SAN ANTONIO		3	1	25%	4
MONTCLAIR STATE UNIV/HLTH & WELLNESS		4			4

COVID-19: testing by laboratory

Data through Apr 30, 2021 verified as of May 1, 2021 at 09:25 AM

Data in this report are provisional and subject to change.

The numbers in the table below represent the number of Florida and non-Florida residents for whom test results were received by the Department of Health. A person can be tested by more than one laboratory and can have both positive and negative results. **Therefore, the sum of the numbers in each column will be larger than the total number of people tested.**

Reporting lab	Inconclusive	Negative	Positive	Percent positive	Total
GENUS DIAGNOSTICS			4	100%	4
INDUSTRY LAB DIAGNOSTIC PARTNERS			4	100%	4
NHC HealthCare, Pulaski		4			4
CVS CA9963POCT SAN DIEGO		4			4
BARRANCO CLINIC PA, THE	1	3			4
UVA HEALTH SYSTEM MEDICAL LABORATORIES			4	100%	4
BRENTWOOD SENIOR LIVING AT ST PETE			4	100%	4
DERMATOLOGY SPECIALISTS OF FL - DR. JON WARD			4	100%	4
ST. MARY'S HOSPITAL			4	100%	4
MEDEXPRESS URGENT CARE - BECKLEY	2		2	50%	4
SIGNATURE CARE EMERGENCY CENTER	2		2	50%	4
SHARP MEMORIAL HOSPITAL MICROBIOLOGY DEPT			4	100%	4
LAKE MARY PEDIATRICS			4	100%	4
CVS TX5807POCT PEARLAND	4				4
Kroger 339 - The Little Clinic Highlands - Bardstown Road	4				4
CHILDREN'S MEDICAL GROUP	4				4
MEDEXPRESS URGENT CARE - CHERRY HILL	4				4
WALGREENS # 04440	3		1	25%	4
AIRPORT CLINIC			4	100%	4
CVS OH6149POCT UPPER ARLINGTON	2		2	50%	4
AFTER HOURS PEDS			4	100%	4
FAMILY MEDICAL CLINIC HOMESTEAD, LLC			4	100%	4
Willowbrooke Court at Country House	4				4
Orchid Cove at Naples			4	100%	4
NOT GIVEN	1		3	75%	4
CENTRAL FLORIDA INTERNAL OCCUPATIONAL AND	4				4
BUCKINGHAM PLACE ALF	4				4
KINGSTON RESIDENCE OF MARION	4				4
DEPARTMENT OF HEALTH AND ENVIRONMENTAL CONTROL			4	100%	4
NEULIFE NEUROLOGICAL SERVICES LLC			4	100%	4
VA OUTPATIENT PHARMACY			4	100%	4
MIDDLETON PEDIATRICS			4	100%	4
ELITE PRIMARY CARE OF WAYCROSS	1		3	75%	4
CVS CA9145POCT SANTEE	3		1	25%	4
ADMERA HEALTH			4	100%	4
SOUTHEAST GEORGIA HEALTH SERVICES, LLC	4				4
MEDEXPRESS URGENT CARE - WICHITA, S SENECA ST	2		2	50%	4
STEAMBOAT EMERGENCY CENTER			4	100%	4
FLORIDA HEART AND VASCULAR			4	100%	4
GUTHRIE MEDICAL GROUP - CORNING	3		1	25%	4
NAVAL HOSPITAL CAMP PENDLETON			4	100%	4
REHABILITATION CENTER OF WINTER PARK,THE			4	100%	4
MINUTECLIINIC DIAGNOSTIC OF NORTH CARO	4				4
WYOMING PUBLIC HEALTH LAB			4	100%	4
ELEVATION HEALTH LABORATORY	4				4
FLORIDA HOSPITAL PHYSICIANS GROUP	1		3	75%	4
WALGREENS #07034	4				4

COVID-19: testing by laboratory

Data through Apr 30, 2021 verified as of May 1, 2021 at 09:25 AM

Data in this report are provisional and subject to change.

The numbers in the table below represent the number of Florida and non-Florida residents for whom test results were received by the Department of Health. A person can be tested by more than one laboratory and can have both positive and negative results. **Therefore, the sum of the numbers in each column will be larger than the total number of people tested.**

Reporting lab	Inconclusive	Negative	Positive	Percent positive	Total
INFINITI LABS INC			4	100%	4
LABQ CLINICAL DIAGNOSTICS		4			4
HARBOUR ISLAND PEDIATRICS LLC			4	100%	4
CVS MO4850POCT SPRINGFIELD		4			4
PEACEHEALTH LABORATORIES		3	1	25%	4
FLORIDA HEALTH CARE PLANS STIRLING CENTER			4	100%	4
DACH MAIN LAB			4	100%	4
UNIVERSITY OF MICHIGAN		2	2	50%	4
OLEAN GENERAL HOSPITAL		4			4
WE CARE - CARNIVAL CRUISELINE		4			4
Crowne Health Care of Montgomery		4			4
NYC PUBLIC HEALTH LABS			4	100%	4
AIRCARE INTERNATIONAL		4			4
MEDEXPRESS URGENT CARE NORWIN		4			4
PARKWAY DRUGS OF ONEIDA COUNTY NORTH I		3	1	25%	4
CVS CA8850POCT HUNTINGTON BEACH		3	1	25%	4
MEDEXPRESS URGENT CARE- FORT WORTH N T		4			4
BAYLOR ESOTERIC AND MOLECULAR LAB			4	100%	4
DEPARTMENT OF HEALTH/ NEW YORK			4	100%	4
CELEBRATION PEDIATRICS			4	100%	4
CVS IL4778POCT EVANSTON		4			4
MEDEXPRESS URGENT CARE - WESTFIELD, E MAIN ST		3	1	25%	4
MINUTECLINIC DIAGNOSTIC OF MICHIGAN, P		4			4
Crowne Health Care of Greenville		4			4
OMNICARE PHARMACY OF TEXAS 1		4			4
CVS AZ33POCT TEMPE		4			4
ST JOHN'S RIVERSIDE HOSPITAL		3	1	25%	4
VIDANT MEDICAL CENTER			4	100%	4
Health Care Center of Jacksonville			4	100%	4
MEDEXPRESS URGENT CARE - LITTLE ROCK		3	1	25%	4
TMH REHABILITATION CENTER		4			4
CVS IN7653POCT EVANSVILLE		3	1	25%	4
PALM BEACH CANCER INSTITUTE			4	100%	4
CVS CA9497POCT IRVINE		4			4
RAJ K PAI MD PA			4	100%	4
BELLIN HEALTH LAB		1	3	75%	4
Kroger 895 - The Little Clinic Green Hills		4			4
CVS PA1193POCT JENKINTOWN		4			4
LUVERNE HEALTH AND REHABILITATION		4			4
COMMUNITY HEALTH CENTER OF WEST PALM BEACH			4	100%	4
GIEBEIG FAMILY MEDICINE PA			4	100%	4
MEDEXPRESS URGENT CARE - TULSA, S YALE AVE		4			4
UNIVERSITY OF WASHINGTON MEDICAL CENTER (UWMC) EMERGENCY DEPT.			4	100%	4
CVS PA10825POCT PLYMOUTH MEETING		4			4
OPTUM OF RED ROAD		4			4
CVS OH2342POCT WEST CHESTER		3	1	25%	4
REFUGE A HEALING PLACE, THE			4	100%	4

COVID-19: testing by laboratory

Data through Apr 30, 2021 verified as of May 1, 2021 at 09:25 AM

Data in this report are provisional and subject to change.

The numbers in the table below represent the number of Florida and non-Florida residents for whom test results were received by the Department of Health. A person can be tested by more than one laboratory and can have both positive and negative results. **Therefore, the sum of the numbers in each column will be larger than the total number of people tested.**

Reporting lab	Inconclusive	Negative	Positive	Percent positive	Total
SMOKY MOUNTAIN URGENT CARE AND FAMILY MEDICINE CENTER			4	100%	4
MEDEXPRESS URGENT CARE- ALLISON PARK		2	2	50%	4
SOUTHEASTERN REGIONAL MEDICAL CENTER			4	100%	4
FLORENCE - HUNTSVILLE HOSPITAL URGENT CARE		3	1	25%	4
DTR LABS		3	1	25%	4
LAKE FOREST PARK OP CO LLC		4			4
KENTUCKY CABINET FOR HEALTH AND FAMILY SERVICES			4	100%	4
CVS PA1657POCT YORK		3	1	25%	4
UNION CITY MANOR NURSING CENTER		4			4
Medilodge of Alpena		4			4
UF HEALTH PATHOLOGY LABORATORIES			4	100%	4
FASTMED URGENT CARE			4	100%	4
COOK HOSPITAL AND CARE CENTER		3	1	25%	4
PDL PHARMACY CORP			4	100%	4
EXTENDICARE HEALTH & REHAB CENTER		4			4
CVS MA2297677CV BOSTON		4			4
MINUTECLINIC DIAGNOSTIC OF VIRGINIA, LLC #392		4			4
VA SALT LAKE CITY HCS		4			4
CULLMAN REGIONAL MEDICAL CENTER		3	1	25%	4
CVS MO5655POCT LIBERTY		1	3	75%	4
MEDAC AT PORTERS NECK			4	100%	4
JFK INTERNAL MEDICINE FACULTY PRACTICE		2	2	50%	4
COVID PROCESSING SITE			4	100%	4
ARCPOINT LABS OF FORT LAUDERDALE, FL CENTRAL		1	3	75%	4
MEDEXPRESS URGENT CARE-SELINSGROVE		3	1	25%	4
UNIVERSITY OF MIAMI STUDENT HEALTH SERVICE			4	100%	4
YORK HOSPITAL: MICROBIOLOGY			4	100%	4
AURORA BAYCARE UROLOGY			4	100%	4
SONIC REFERENCE LABORATORY			4	100%	4
WALGREENS # 09788		4			4
JERSEY IRISH MEDICAL (DBA AFC URGENT C		3	1	25%	4
SOMA MEDICAL CENTER PA #3 PALOMINO			4	100%	4
TARPON SPRINGS PEDIATRICS, LLC			4	100%	4
MEDEXPRESS URGENT CARE, FAIRMONT		4			4
MEDSTAR LABORATORY INC		3	1	25%	4
The Oaks of Clearwater		4			4
Bethany Health and Rehab		4			4
WOMACK ARMY MEDICAL CENTER			4	100%	4
MEDEXPRESS URGENT CARE - SUMMERSVILLE, WEBSTER RD		4			4
CARTERSVILLE MEDICAL CENTER		1	3	75%	4
CORIZON HEALTH INC			4	100%	4
SUMNER REGIONAL MEDICAL CENTER		3	1	25%	4
APOPKA FAMILY HEALTH CENTER		3	1	25%	4
BETTERMED URGENT CARE			4	100%	4
COLONIAL MEDICAL CENTER-EAST ORLANDO			4	100%	4
UNIVERSITY OF MIAMI HOSPITALS & CLINIC			4	100%	4
CAREWELL URGENT CARE			4	100%	4

COVID-19: testing by laboratory

Data through Apr 30, 2021 verified as of May 1, 2021 at 09:25 AM

Data in this report are provisional and subject to change.

The numbers in the table below represent the number of Florida and non-Florida residents for whom test results were received by the Department of Health. A person can be tested by more than one laboratory and can have both positive and negative results. **Therefore, the sum of the numbers in each column will be larger than the total number of people tested.**

Reporting lab	Inconclusive	Negative	Positive	Percent positive	Total
INTRACOASTAL LABS INC		4			4
Millennium Nursing & Rehab Center		4			4
TOTAL RENAL LAB		3	1	25%	4
ORLANDO REGIONAL HEALTH SERVICES		2	2	50%	4
AFFINITY URGENT CARE			4	100%	4
MIAMI COMMUNITY HEALTH CENTER INC		1	3	75%	4
THE DOCTOR'S OFFICE OF WEST CALDWELL		4			4
NORTH OKALOOSA CLINIC CORP		1	3	75%	4
WALGREENS #3811		1	3	75%	4
CAPITAL HEALTH LABORATORY INC			4	100%	4
MEDHELP 280		4			4
FAMILY MEDICINE AT WINTER PARK			4	100%	4
WINDER NURSING INC DBA WINDER HEALTH CARE		4			4
MONTEFIORE MEDICAL CENTER LABS MONTEFIORE		3	1	25%	4
MINUTECLINIC DIAGNOSTIC MED GRP OF ORA		3	1	25%	4
BOND & STEELE CLINIC PA D/B/A BOND CLINIC PA		4			4
ASCENDI HOME HEALTH AGENCY INC			4	100%	4
FLORIDA DEPARTMENT OF HEALTH (FDOH)		2	2	50%	4
STANFORD HEALTH CARE ANATOMIC PATHOLOGY & CLINICAL LAB			4	100%	4
STONE CLINICAL LABORATORIES OF FL LLC		4			4
BETHPAGE MEDICAL PLLC		4			4
BIOTEST PLASMA CENTER		4			4
OPTUM FLORIDA		3	1	25%	4
JOHNNIE RUTH CLARKE LAB			4	100%	4
ACCENT PHYSICIAN SPECIALISTS PA		4			4
MINUTECLINIC DIAG OF IND, LLC #6908		4			4
HEALTH EXPRESS URGENT CARE		2	2	50%	4
CVS SC2269POCT COLUMBIA		3	1	25%	4
ADVANCED URGENT CARE LLC		1	3	75%	4
Kroger 752 - The Little Clinic Central Station		3	1	25%	4
MOBILE HEALTH MEDICAL SERVICES PC		4			4
Harbor House		4			4
MARIANNA CBOC		4			4
LIFEHOPE LABS			4	100%	4
MEDEXPRESS URGENT CARE - CINNAMINSON		3	1	25%	4
HARBORCHASE OF VILLAGES CROSSING			4	100%	4
WOMEN'S CARE FLORIDA, LLC		4			4
WILLIAM A HINTON STATE LABORATORY INSTITUTE		1	3	75%	4
CVS OH4499POCT LYNDHURST		2	2	50%	4
MINUTECLINIC DIAG OF IND, LLC #6472		4			4
TANNER MEDICAL CENTER LABORATORY		3	1	25%	4
CVS TX3292POCT WYLIE		4			4
CVS MI8091POCT FRASER		3	1	25%	4
Westminster Manor		3	1	25%	4
CVS OH4300POCT STRONGSVILLE		4			4
MINUTECLINIC DIAG OF IND LLC #1367		4			4
HCR ManorCare Greentree		4			4

COVID-19: testing by laboratory

Data through Apr 30, 2021 verified as of May 1, 2021 at 09:25 AM

Data in this report are provisional and subject to change.

The numbers in the table below represent the number of Florida and non-Florida residents for whom test results were received by the Department of Health. A person can be tested by more than one laboratory and can have both positive and negative results. **Therefore, the sum of the numbers in each column will be larger than the total number of people tested.**

Reporting lab	Inconclusive	Negative	Positive	Percent positive	Total
WELLSTAR DOUGLAS HOSPITAL LABORATORY		4			4
ANY LAB TEST FAST CORP		3	1	25%	4
ST PETE DIRECT PRIMARY CARE		2	2	50%	4
WESLEY CHAPEL INTERNAL MEDICINE AND PEDIATRICS			4	100%	4
HOME DOCS		2	2	50%	4
EXCEL URGENT CARE OF NJ, LLC		2	2	50%	4
MEDEXPRESS URGENT CARE - SOMERSET TOWNSHIP		4			4
LEESBURG REGIONAL MEDICAL CENTER URGENT CARE			4	100%	4
NOVANT HEALTH PRESBYTERIAN		2	2	50%	4
Brookcrest Nursing Home		4			4
CONSULATE HEATH CARE AT WEST ALTAMONTE			4	100%	4
CVS NE5714POCT OMAHA		3	1	25%	4
CVS IL7017POCT BLOOMINGTON		4			4
MID FLORIDA HEALTH INC			4	100%	4
RML PHARMACY PC		4			4
MEDICINE SHOPPE #1306 THE		3	1	25%	4
PORT ORANGE NURSING & REHAB			4	100%	4
UAB URGENT CARE CLINIC			4	100%	4
L3HARRIS FAMILY MEDICAL CENTER			4	100%	4
DR. G'S URGENT CARE			4	100%	4
SOUTHWESTERN REGIONAL MEDICAL CENTER - TULSA		4			4
CARENOW-LEBANON		2	2	50%	4
CVS CA9492POCT YORBA LINDA		4			4
RELIANT ACUTE CARE			4	100%	4
HEARTLAND - CHARLESTON OF HANAHAN SC,		4			4
CORTLAND REGIONAL MEDICAL CENTER		4			4
THE OASIS ALF		4			4
AIREVAC INTERNATIONAL		4			4
CVS MN6811POCT PLYMOUTH		4			4
MINNESOTA DEPARTMENT OF HEALTH LABORATORY	1		3	75%	4
LATCHER LABORATORY OF A O FOX MEMORIAL		2	2	50%	4
MEDEXPRESS URGENT CARE - EWING		4			4
CONSOLIDATED LABORATORY SERVICES			4	100%	4
CVS OK6225POCT EDMOND		4			4
ENGLE CENTER FOR HEALTH SERVICES		4			4
SOUTH FLORIDA PEDIATRIC PARTNERS			4	100%	4
PM PEDIATRICS OF SELDEN PLLC		4			4
REGIONAL MEDICAL LAB			4	100%	4
PRIMECARE		2	2	50%	4
COMMUNITY HEALTH CENTERS INC			4	100%	4
JUPITER INTERNAL MEDICINE AND ASSOCIATES			4	100%	4
PLAINVIEW PRIMARY CARE		4			4
COMMUNITY PHYSICIANS OF NORTH PORT PA			4	100%	4
CVS OH2486POCT NILES		2	2	50%	4
MEDEXPRESS URGENT CARE - MARKHAM STREE		3	1	25%	4
CROSSROADS URGENT CARE PLLC		4			4
IMIC INC RESEARCH			4	100%	4

COVID-19: testing by laboratory

Data through Apr 30, 2021 verified as of May 1, 2021 at 09:25 AM

Data in this report are provisional and subject to change.

The numbers in the table below represent the number of Florida and non-Florida residents for whom test results were received by the Department of Health. A person can be tested by more than one laboratory and can have both positive and negative results. **Therefore, the sum of the numbers in each column will be larger than the total number of people tested.**

Reporting lab	Inconclusive	Negative	Positive	Percent positive	Total
URGENT CARE OF THE SMOKIES			4	100%	4
CLINICAL CARE CENTER, INC			4	100%	4
DEACONESS HOSPITAL			4	100%	4
GERALD CHAMPION REGIONAL MEDICAL CENTE		4			4
Glenis Dr VA Outpatient Clinic		3	1	25%	4
MASSENA HOSPITAL LABORATORY		4			4
RAS MEDICAL SOLUTIONS, LLC		3	1	25%	4
MEDEXPRESS URGENT CARE - KOKOMO		4			4
BLACK STALLION WALK IN AND EXERCISE CLINICS LLC		1	3	75%	4
BRANDON REGIONAL EMERGENCY CTR			4	100%	4
LB Broen Home		4			4
EPI			4	100%	4
SOUTH MIAMI HOSPITAL		1	3	75%	4
ACCESS RECOVERY SOLUTIONS LLC			4	100%	4
CVS NH2257POCT MANCHESTER		4			4
ELIZABETH CITY HEALTH & REHABILITATION		4			4
Park Ridge Nursing Center		3	1	25%	4
MOBILE URGENT CARE			4	100%	4
ARCPOINT LABS OF ALTAMONTE SPRINGS		2	2	50%	4
OKLAHOMA STATE UNIVERSITY DIAGNOSTIC LAB			4	100%	4
MEDICAL CENTER ENTERPRISE			4	100%	4
SunTerrace Health Care Center		3	1	25%	4
IVY CREEK URGENT CARE OF ENTERPRISE			4	100%	4
PROMPT CARE OF CENTRAL FLORIDA LLC		1	3	75%	4
AKRON GENERAL MEDICAL CENTER MAIN		4			4
BETHESDA HOSPITAL WEST BLOOD GAS LAB			4	100%	4
1ST CHOICE URGENT CARE CENTER LLC		3	1	25%	4
MEDEXPRESS URGENT CARE CHICOPEE		3	1	25%	4
MARK HOANG MD PA			4	100%	4
WALGREENS #04311		4			4
ASCENSION ST VINCENT'S MEDICAL CENTER		3	1	25%	4
CVS OH6164POCT DELAWARE		4			4
FHPG TAMPA PRIMARY CARE			4	100%	4
ELEVATION DIAGNOSTICS		4			4
INTERMARKET FACILITY			4	100%	4
Kennedy University Hospital -Wash Twp L		4			4
POINTE MEDICAL SERVICES INC		2	2	50%	4
MOBIL LAB FOR ALL INC		4			4
ASPEN VALLEY HOSPITAL			4	100%	4
GUTHRIE CORNING HOSPITAL LABORATORY		4			4
CULLMAN REGIONAL URGENT CARE		3	1	25%	4
DEPARTMENT OF PATHOLOGY ROME MEMORIAL		3	1	25%	4
SOUTH BAY CORRECTIONAL FACILITY			4	100%	4
HAMPTON ALF AT 24TH ROAD LLC			4	100%	4
CVS AZ5026POCT MESA		4			4
MEDEXPRESS URGENT CARE - WEXFORD		4			4
Georgiana Health and Rehabilitation, LLC		4			4

COVID-19: testing by laboratory

Data through Apr 30, 2021 verified as of May 1, 2021 at 09:25 AM

Data in this report are provisional and subject to change.

The numbers in the table below represent the number of Florida and non-Florida residents for whom test results were received by the Department of Health. A person can be tested by more than one laboratory and can have both positive and negative results. **Therefore, the sum of the numbers in each column will be larger than the total number of people tested.**

Reporting lab	Inconclusive	Negative	Positive	Percent positive	Total
Lakeview Village		4			4
BAPTIST HOSPITAL NURSING/PATIENT CARE			4	100%	4
MARYWOOD NURSING CARE CENTER		3			3
NOVA SOUTHEASTERN UNIVERSITY		2	1	33%	3
WALGREENS NO 19542		3			3
HAMILTON COUNTY HEALTH DEPARTMENT		3			3
NEBRASKA MEDICAL CENTER			3	100%	3
MINUTECLINIC DIAGNOSTIC OF TEXAS, LLC #7435		2	1	33%	3
BNC Medical Investors, LLC Berrien Nursing & Rehabilitation Center		3			3
CVS MA1179POCT HUDSON		2	1	33%	3
BOLING, STEPHANIE		3			3
Kingston Care Center of Sylvania		3			3
SAN JUAN REGIONAL MEDICAL CENTER		3			3
STARLING AT SAN JOSE			3	100%	3
NEMOURS CHILDRENS PRIMARY CARE HORIZON WEST			3	100%	3
COASTAL SKIN SURGERY AND DERMATOLOGY PL		3			3
VIRGINIA DEPARTMENT OF HEALTH DIVISION OF			3	100%	3
MEDEXPRESS URGENT CARE - HADLEY		3			3
OCEAN MEDICAL CENTER		2	1	33%	3
THE CENTER FOR DISCOVERY		3			3
CABELL HUNTINGTON HOSPITAL CLINICAL LAB			3	100%	3
LINCOLN MEDICAL CENTER		3			3
Good Samaritan Society - Fairfield Glade		3			3
CAPTIAL REGIONAL MEDICAL CENTER			3	100%	3
Huntington Health Care and Rehabilitation Center		3			3
PATHOLOGY REFERENCE LAB LLC			3	100%	3
CELEBRATION PRIMARY CARE ASSOCIATES LLC		3			3
LIFEGUARD AMBULANCE SERVICE LLC - BAY COUNTY			3	100%	3
GYN PATH SERVICES			3	100%	3
CLINICA HISPANIA			3	100%	3
PROHEALTH PRIMARY CARE - GLEN OAKS		3			3
MEDIC INFUSION PA		3			3
FLORIDA HOSPITAL LABORATORIES		3			3
MEDEXPRESS URGENT CARE - RICHMOND, W BROAD ST		3			3
FLAGLER FAMILY MEDICINE PA			3	100%	3
CVS SC5471POCT LEXINGTON		2	1	33%	3
MAYO		1	2	67%	3
GEISINGER COMMUNITY MEDICAL CENTER			3	100%	3
ATLANTIS OUTPATIENT CENTER		3			3
CVS MA137POCT QUINCY		3			3
ADVENTHEALTH WATERMAN COMMUNITY CLINIC			3	100%	3
BETHESDA HOSPITAL EAST BLOOD GAS LAB			3	100%	3
LOCH HAVEN PEDIATRICS			3	100%	3
LIFEGUARD AMBULANCE SERVICE LLC, TEXAS			3	100%	3
Lebanon VAMC		2	1	33%	3
PHYSICIANS CARE INC		1	2	67%	3
Kroger 592 - The Little Clinic Alexander Plaza		2	1	33%	3

COVID-19: testing by laboratory

Data through Apr 30, 2021 verified as of May 1, 2021 at 09:25 AM

Data in this report are provisional and subject to change.

The numbers in the table below represent the number of Florida and non-Florida residents for whom test results were received by the Department of Health. A person can be tested by more than one laboratory and can have both positive and negative results. **Therefore, the sum of the numbers in each column will be larger than the total number of people tested.**

Reporting lab	Inconclusive	Negative	Positive	Percent positive	Total
EXETER HOSPITAL		3			3
The Good Shepherd		3			3
JOJAN PHARMA INC		3			3
BROOKDALE ALTAMONTE SPRINGS			3	100%	3
EASTMAN HEALTHCARE & REHAB		3			3
GROVES CENTER			3	100%	3
Kroger 448 - The Little Clinic Mason		3			3
FULGENT GENETICS HOUSTON		3			3
PEDIATRICS BY THE SEA JOG RD OFFICE			3	100%	3
CVS IN6605POCT INDIANAPOLIS	2		1	33%	3
SOUTHEAST GEORGIA HEALTH SYSTEM BRUNS	3				3
24TH WEAPONS OF MASS DESTRUCTION - CIVIL SUPPORT	3				3
HIALEAH SHORES NURSING AND	2		1	33%	3
HEPATOLOGY DIAGNOSTIC LAB			3	100%	3
NASON HOSPITAL			3	100%	3
LabCorp of America			3	100%	3
CVS TX7675POCT RED OAK	1		2	67%	3
SEMINOLE FAMILY HEALTH CENTER	3				3
THE PATHOLOGY LABORATORY	1		2	67%	3
Hackensack Univ Medical Center At Pasc	2		1	33%	3
PRECIDENT FLORIDA	3				3
STRINGFELLOW MEMORIAL HOSPITAL	3				3
CTRS			3	100%	3
John Knox Manor Inc II	2		1	33%	3
CVS IL2788POCT BUFFALO GROVE	3				3
SURETOX LABORATORY LLC	2		1	33%	3
MEDEXPRESS URGENT CARE - ROCKAWAY	3				3
HEALTH EXPRESS	3				3
ADVANCED PEDIATRICS			3	100%	3
HELGEMO & LIOU PEDIATRICS			3	100%	3
PRIMARY & URGENT CARE CENTERS			3	100%	3
NORTHERN LIGHT LABORATORY	1		2	67%	3
MEDEXPRESS URGENT CARE-BLOOMFIELD AVEN	2		1	33%	3
ALABAMA DEPT PUBLIC HEALTH			3	100%	3
TMH PHYSICIAN PARTNERS BLOUNTSTOWN			3	100%	3
WINDERMERE PEDIATRICS			3	100%	3
CVS MA1945POCT HANOVER	3				3
ESCO DRUG CO INC	3				3
EAST CORE LAB			3	100%	3
CVS AZ7263POCT PHOENIX	3				3
TEMPUS_LABS			3	100%	3
CVS NE8616POCT LINCOLN	1		2	67%	3
LEGACY ER & URGENT CARE - FRISCO WEST			3	100%	3
LITTLE SPURS PEDIATRIC URGENT CARE	1		2	67%	3
AUSTIN PUBLIC HEALTH			3	100%	3
MIDWAY SPECIALTY CARE RX LLC	1		2	67%	3
CARENOW-ATASCOCITA			3	100%	3

COVID-19: testing by laboratory

Data through Apr 30, 2021 verified as of May 1, 2021 at 09:25 AM

Data in this report are provisional and subject to change.

The numbers in the table below represent the number of Florida and non-Florida residents for whom test results were received by the Department of Health. A person can be tested by more than one laboratory and can have both positive and negative results. **Therefore, the sum of the numbers in each column will be larger than the total number of people tested.**

Reporting lab	Inconclusive	Negative	Positive	Percent positive	Total
GRASSY SPRAIN PHARMACY INC		3			3
MEDEXPRESS URGENT CARE - TOTOWA		3			3
MINUTE CLINIC DIAGNOSTIC OF KANSAS PA		3			3
CVS TX2876POCT PROSPER		3			3
Mitchell Hollingsworth Nursing and Rehab		3			3
PEDIATRICS IN NORTH FLORIDA PA			3	100%	3
ST LUKES HOSPITAL			3	100%	3
CVS PA371POCT PHILADELPHIA		3			3
HUMC		1	2	67%	3
NORTHEAST FLORIDA INTERNAL MEDICINE PA		3			3
OPTUM PRIMARY CARE - SILVER LAKES			3	100%	3
2412 LEBANON PIKE		2	1	33%	3
HARRINGTON PARK HEALTH AND REHAB		3			3
LEGACY ER AND URGENT CARE			3	100%	3
EAST NAPLES PEDIATRICS			3	100%	3
CVS OH2381POCT LEWIS CENTER		3			3
CVS MO10151POCT SPRINGFIELD		2	1	33%	3
Maryfield Inc. dba Pennybyrn		3			3
VICAR'S LANDING NURSING HOME		2	1	33%	3
NEW GEN LABS			3	100%	3
CVS NJ1927POCT GREEN BROOK		3			3
SERENADES BY SONATA		1	2	67%	3
CVS CA9485POCT MISSION VIEJO		3			3
BROOME COUNTY HEALTH DEPARTMENT		2	1	33%	3
RCA LABORATORY SERVICES LLC			3	100%	3
CVS NC4169POCT FAYETTEVILLE		3			3
HEALTH FIRST MEDICAL GROUP			3	100%	3
THE MEDICAL CENTER			3	100%	3
EASTERN NEW MEXICO MEDICAL CENTER		3			3
HAWAII DEPARTMENT OF HEALTH			3	100%	3
RENE F CEDENO DMD PA		3			3
TAYLOR MANOR		1	2	67%	3
THE DOCTORS OFFICE OF BRICK, LLC		3			3
INTERNAL MEDICINE & PEDIATRICS WELLNESS CENTER			3	100%	3
ST. LUKE'S HOSPITAL - BETHLEHEM CAMPUS		1	2	67%	3
SUN TERRACE HEALTH CARE CENTER			3	100%	3
ONE MEDICAL GROUP		1	2	67%	3
GULF COAST IMMEDIATE CARE CENTER		1	2	67%	3
CARECENTER PHARMACY, LLC		3			3
MINUTECLINIC LLC #3351			3	100%	3
CVS MA929POCT FRANKLIN		3			3
US SPECIALTY LABS			3	100%	3
DELRAY BEACH HEALTH DEPT LAB			3	100%	3
SAMARITAN PACIFIC COMMUNITIES HOSPITAL		2	1	33%	3
MEDEXPRESS URGENT CARE - TOPEKA, SW WANAMAKER RD		3			3
Kroger 387 - The Little Clinic Hubbards Lane		3			3
NEWCARE PRIMARY MEDICINE			3	100%	3

COVID-19: testing by laboratory

Data through Apr 30, 2021 verified as of May 1, 2021 at 09:25 AM

Data in this report are provisional and subject to change.

The numbers in the table below represent the number of Florida and non-Florida residents for whom test results were received by the Department of Health. A person can be tested by more than one laboratory and can have both positive and negative results. **Therefore, the sum of the numbers in each column will be larger than the total number of people tested.**

Reporting lab	Inconclusive	Negative	Positive	Percent positive	Total
SCHIFF CENTER FOR LIVER DISEASES		1	2	67%	3
CVS NV2989POCT NORTH LAS VEGAS		2	1	33%	3
LUCID LABORATORY SERVICES		3			3
JACKSONVILLE VA OPC			3	100%	3
OMNI HEALTHCARE INC		1	2	67%	3
IP BOISE 1		2	1	33%	3
C19 LABS			3	100%	3
CVS PHARMACY INC DBA CVS/PHARMACY #10908		3			3
PINELLAS PARK HEALTH CENTER - PINELLAS CHD		1	2	67%	3
NASSAU COUNTY HEALTH DEPARTMENT		3			3
HARBORCHASE OF GAINESVILLE			3	100%	3
HOPE HEALTH CARE, LLC		3			3
ASANTE THREE RIVERS MEDICAL CENTER LAB		3			3
MINUTECLINIC DIAGNOSTIC OF WISCONSIN,		3			3
CVS OH4359POCT HUDSON		3			3
BRADENTON PHYSICIAN MEDICAL CENTER			3	100%	3
LEE CONVENIENT CARE AT SUMMERLIN			3	100%	3
FAMILY TREE MEDICAL GROUP PA		2	1	33%	3
QUEST DIAGNOSTICS CLINICAL LABORATORIES INC		2	1	33%	3
COOPER UNIVERSITY HOSPITAL LABORATORY		2	1	33%	3
CVS NV8784POCT LAS VEGAS		2	1	33%	3
MINUTECLINIC DIAGNOSTIC, PA		3			3
CVS NC3514POCT STANLEY		3			3
DOCTOR 4 U CLINIC		1	2	67%	3
CVS TX19POCT SPRING		3			3
HOMELAND CENTER		3			3
SAVANNAH COVE		3			3
ADVANCED URGENT CARE CENTER OF THE UPPER KEYS		1	2	67%	3
TRISTAR WELLNESS, LLC		3			3
EFFINGHAM HOSP, INC, DBA EFFINGHAM HEALTH		3			3
SINAI POST ACUTE NURSING AND REHAB CE		3			3
Crowne Health Care of Mobile		3			3
MINUTECLINIC DIAGNOSTIC PA #3344		3			3
HILLVIEW LABORATORY			3	100%	3
SUNDALE NURSING HOME		3			3
CVS SC2497POCT LEXINGTON		3			3
SCRIPPS CLINIC MEDICAL			3	100%	3
MEDEXPRESS URGENT CARE - CEDAR KNOLLS		3			3
EMORY CRAWFORD LONG HOSPITAL			3	100%	3
SOUTHCARE PHARMACY INC		1	2	67%	3
MEMORIAL HERMANN CONSOLIDATED LABORATORY SERVICES			3	100%	3
MYKIDZMD PEDIATRICS PLLC		3			3
VELOCITY URGENT CARE			3	100%	3
MEDEXPRESS URGENT CARE - WHEELING		2	1	33%	3
CVS PA7132POCT THORNDALE		3			3
CVS MN663POCT APPLE VALLEY		2	1	33%	3
CVS TX7156POCT RICHARDSON		3			3

COVID-19: testing by laboratory

Data through Apr 30, 2021 verified as of May 1, 2021 at 09:25 AM

Data in this report are provisional and subject to change.

The numbers in the table below represent the number of Florida and non-Florida residents for whom test results were received by the Department of Health. A person can be tested by more than one laboratory and can have both positive and negative results. **Therefore, the sum of the numbers in each column will be larger than the total number of people tested.**

Reporting lab	Inconclusive	Negative	Positive	Percent positive	Total
CAMPAZZI CONCIERGE MEDICAL SERVICES		2	1	33%	3
Concordia Village of Tampa			3	100%	3
PINELLAS CHD - CLEARWATER		2	1	33%	3
KIDSVILLE PEDIATRICS IV PA		1	2	67%	3
MINUTECLINIC, LLC #05891		2	1	33%	3
GREATER MOBILE URGENT CARE – SPRINGHILL			3	100%	3
ACCESS LABORATORIES LLC			3	100%	3
MEDEXPRESS URGENT CARE-CLOQUET		3			3
MEDEXPRESS URGENT CARE, HERMITAGE		1	2	67%	3
NORTHCREST MEDICAL CENTER		1	2	67%	3
Cleveland Clinic Weston			3	100%	3
CVS AZ1720POCT QUEEN CREEK		3			3
COMMUNITY MEDICAL CENTER			3	100%	3
MINUTECLINIC DIAGNOSTIC OF OHIO #6192		3			3
HOUSTON MEDICAL CENTER			3	100%	3
CORNERSTONE MEDICAL CARE OF BRANDON		2	1	33%	3
NORTHSIDE HOSPITAL D/B/A ARTHRITIS		3			3
MARLBORO URGENT CARE		3			3
Kroger 388 - The Little Clinic Braelinn Village		3			3
GENDERXPRESS/PICTURE ME PERFECT IMAGING			3	100%	3
CVS AZ7841POCT TUCSON		3			3
PENSACOLA MEDICAL CLINIC LLC			3	100%	3
MINUTECLINIC DIAGNOSTIC OF NEW MEXICO LLC #7552		3			3
FELICIDAD MEDICAL CENTER INC			3	100%	3
NC STATE LABORATORY OF PUBLIC HEALTH		3			3
COASTAL PEDIATRIC CARE			3	100%	3
WHOLE CHILD PEDIATRICS			3	100%	3
MC DIAGNOSTIC OF CONNECTICUT, PC #252		2	1	33%	3
FLORIDA LABORATORY ANALYSIS, LLC			3	100%	3
MARYLAND STATE DEPT OF HEALTH	2		1	33%	3
CROSSVILLE MEDICAL GROUP		1	2	67%	3
QUEST DIAGNOSTICS INCORPORATED	1		2	67%	3
BOND & STEELE CLINIC, PA			3	100%	3
LAHEY CLINIC MEDICAL CENTER			3	100%	3
MARRA'S PHARMACY		3			3
PRISMA HEALTH MIDLANDS			3	100%	3
MID-FLORIDA PATHOLOGY LLC - MOBILE UNIT # 3		1	2	67%	3
MCGUFFEY HEALTH CARE CENTER INC		3			3
ROYAL PALM RETIREMENT CENTRE		3			3
BLACKWATER RIVER			3	100%	3
LPG PEDIATRICS AT LEHIGH ACRES		2	1	33%	3
Greystone Health Care Center		3			3
BAPTIST OUTPATIENT SERVICES			3	100%	3
MEDEXPRESS-HOUSTON EAST FWY		1	2	67%	3
SUMMIT MEDICAL GROUP – WEST ORANGE		3			3
GONZALEZ MD AND ASWAD MD HEALTH SERVICES			3	100%	3
LEE MEMORIAL HOSPITAL BLOOD GAS LAB			3	100%	3

COVID-19: testing by laboratory

Data through Apr 30, 2021 verified as of May 1, 2021 at 09:25 AM

Data in this report are provisional and subject to change.

The numbers in the table below represent the number of Florida and non-Florida residents for whom test results were received by the Department of Health. A person can be tested by more than one laboratory and can have both positive and negative results. **Therefore, the sum of the numbers in each column will be larger than the total number of people tested.**

Reporting lab	Inconclusive	Negative	Positive	Percent positive	Total
CENTURY LINK SPORTS COMPLEX			3	100%	3
HARBORCHASE OF STUART			3	100%	3
VELOCITY CARE			3	100%	3
MANORCARE NURSING & REHABILITATION CENTER-NAPLES		3			3
CENTRAL DUPAGE HOSPITAL			3	100%	3
AFC URGENT CARE CLEVELAND			3	100%	3
MONTANA PUBLIC HEALTH LAB			3	100%	3
FLORIDA MENTOR-POINT WEST CLUSTER		3			3
ALLEGHENY GENERAL HOSPITAL			3	100%	3
WALGREENS #11329	3				3
ADVENTHEALTH SEBRING- INFECTION CONTROL DEPARTMENT			3	100%	3
ACL LABORATORIES INDUSTRIAL TOXICOLOGY			3	100%	3
WOMENS CARE FLORIDA LLC-LABORATORY	3				3
COL CROSSROAD	1		2	67%	3
CVS CA9803POCT RIVERSIDE	3				3
LIFE CARE CENTER OF SKAGIT VALLEY	3				3
MARTIN MEDICAL CENTER INC	1		2	67%	3
IOWA DEPARTMENT OF PUBLIC HEALTH			3	100%	3
RICHMOND CITY DEPARTMENT OF PUBLIC HEALTH			3	100%	3
WOODMARK AT UPTOWN ASSISTED LIVING	3				3
HALIFAX HEALTH CARE FOR WOMEN	3				3
CROWNE HEALTH CARE OF FORT PAYNE	2		1	33%	3
ESTERO FIRE RESCUE	3				3
CVS MA654POCT ACTON	3				3
MEDICAL CITY DALLAS HOSPITAL			3	100%	3
Kroger 768 - The Little Clinic Leestown Rd	2		1	33%	3
WAL-MART STORES EAST LP	2		1	33%	3
ORCHID COVE DAYTONA			3	100%	3
LEXINGTON MEDICAL CENTER	1		2	67%	3
LAURELLWOOD NURSING CENTER	1		2	67%	3
MINUTECLINIC DIAG OF IND, LLC #5369	2		1	33%	3
SPARROW CENTRAL LAB			3	100%	3
CAREHERE LLC			3	100%	3
Kroger 758 - The Little Clinic Providence	3				3
UHEALTH JACKSON URGENT CARE - CUTLER BAY	1		2	67%	3
FLORIDA ADDICTION AND RECOVERY CENTER INC	3				3
CVS RI326POCT NORTH SMITHFIELD	3				3
DOUGLASVILLE NURSING AND REHABILITATIO	3				3
NEMOURS CHILDRENS PRIMARY CARE MAITLAND			3	100%	3
PIEDMONT MOUNTAINSIDE HOSPITAL LAB - E	3				3
UK HEALTHCARE			3	100%	3
TRUE HEALTH – LAKE UNDERHILL	3				3
HELIX BIOMEDICS LLC			3	100%	3
MED FUSION			3	100%	3
CENTRAL FL INTERNAL MEDICINE ASSOCIATES LLC	3				3
MEDEXPRESS URGENT CARE GREENSBURG	2		1	33%	3
ADVENTHEALTH MEDICAL GROUP ADULT AND SENIOR HEALTH			3	100%	3

COVID-19: testing by laboratory

Data through Apr 30, 2021 verified as of May 1, 2021 at 09:25 AM

Data in this report are provisional and subject to change.

The numbers in the table below represent the number of Florida and non-Florida residents for whom test results were received by the Department of Health. A person can be tested by more than one laboratory and can have both positive and negative results. **Therefore, the sum of the numbers in each column will be larger than the total number of people tested.**

Reporting lab	Inconclusive	Negative	Positive	Percent positive	Total
CVS IL3163POCT OAK PARK		3			3
HEALGEN SCIENTIFIC			3	100%	3
NORTH BROWARD HOSPITAL DISTRICT HEALTHCARE FOR THE HOMELESS			3	100%	3
WEILL CORNELL MEDICAL ASSOCIATES - EAST SIDE		3			3
CVS PA2687POCT EXTON		3			3
ACCOMPLISHED HOME CARE		3			3
Medilodge of Monroe		3			3
SUPER HEALTH PHARMACY LLC		3			3
CVS NC2749POCT CONCORD		3			3
LAB PLUS, LLC AT ASCENSION SAINT THOMA		3			3
Wilkes-Barre VAMC		3			3
MEDEXPRESS URGENT CARE - JEANNETTE		3			3
MEDICAL SERVICES OF AMERICA HOME HEALTH		3			3
TARRANT COUNTY PUBLIC HEALTH		3			3
BOONES CREEK URGENT CARE		1	2	67%	3
PROPATH			3	100%	3
PREMIER MOBILE HEALTH SERVICES, LLC		1	2	67%	3
SANIBEL MEDICAL CLINIC		1	2	67%	3
YATES COUNTY PUBLIC HEALTH		3			3
ADVENT HEALTH MEDICAL GROUP FAMILY MEDICINE			3	100%	3
MEDICAL CENTER OF THE ROCKIES			3	100%	3
CVS IL2297144CV CHICAGO		3			3
NORTH DAKOTA DEPT OF HEALTH MICROBIOLOGY		1	2	67%	3
MEDFUSION		2	1	33%	3
IPSUM DIAGNOSTICS LLC		3			3
FREDERICK MEMORIAL HOSPITAL			3	100%	3
FOUR WINDS BEHAVIORAL HEALTH		3			3
UNIVERSITY OF MARYLAND MEDICAL CENTER			3	100%	3
AVALON MEDICAL GROUP		1	2	67%	3
Bainbridge Health and Rehab		3			3
MEDICAL CENTER OF CENTRAL GEORGIA			3	100%	3
Kroger 627 - The Little Clinic Castleberry		2	1	33%	3
EASTSIDE MEDICAL CENTER		3			3
ACCESS 365 URGENT CARE LLC		1	2	67%	3
FAST PACE URGENT CARE			3	100%	3
ANN STORCK CENTER INC		3			3
CVS NJ2508POCT MANALAPAN		3			3
ADVENTHEALTH MEDICAL GROUP PEDIATRICS AT APOPKA		3			3
RINGLING HEALTH CENTER		2	1	33%	3
LEGACY LABORATORY SERVICES			3	100%	3
PIEDMONT ROCKDALE HOSPITAL		2	1	33%	3
CVS OH4301POCT NORTHFIELD		3			3
PENINSULA REGIONAL MED CTR LAB			3	100%	3
HARBOUR'S EDGE		2	1	33%	3
SOLERA SPECIALTY PHARMACY LLC		2	1	33%	3
BROOKDALE OAKBRIDGE		1	2	67%	3
CATSKILL REGIONAL MEDICAL CENTER		3			3

COVID-19: testing by laboratory

Data through Apr 30, 2021 verified as of May 1, 2021 at 09:25 AM

Data in this report are provisional and subject to change.

The numbers in the table below represent the number of Florida and non-Florida residents for whom test results were received by the Department of Health. A person can be tested by more than one laboratory and can have both positive and negative results. **Therefore, the sum of the numbers in each column will be larger than the total number of people tested.**

Reporting lab	Inconclusive	Negative	Positive	Percent positive	Total
PANCARE HEALTH - FRANKLIN CO			3	100%	3
CHILDREN'S HEALTHCARE OF ATLANTA AT EG		3			3
AFFORDABLE PRIMARY CARE LLC		3			3
CGH MEDICAL CENTER			3	100%	3
INTERNAL MEDICINE AND WOUND CARE SPECIALIST LLC		3			3
LRHS Florida Poly Tech		3			3
CVS CA9858POCT SANTA CLARITA		3			3
SKIPPACK MEDICAL LAB			3	100%	3
Englewood Health and Rehab			3	100%	3
CHEROKEE COUNTY HEALTH AND REHAB CENTER	3				3
CCRX OF NORTH CAROLINA, LLC	2		1	33%	3
Florida Baptist Retirement Center	1		2	67%	3
ADVICE FOR OPTIMAL WELLNESS, INC			3	100%	3
MEDSTAR URGENT CARE, LLC			3	100%	3
CVS TN7144POCT BARTLETT	3				3
EXPRESSCARE URGENT CARE CENTER			3	100%	3
MEDEXPRESS URGENT CARE-WILKINS TOWNSHIP, WILLIAM PENN HIGHWAY	3				3
RAPID CITY RUGENT CARE			3	100%	3
LOYOLA UNIVERSITY MEDICAL CENTER LABORATORY			3	100%	3
ORMOND BEACH URGENT CARE			3	100%	3
CVS PA7611POCT ALLISON PARK	3				3
WINDSOR AT OCALA	2		1	33%	3
CONCENTRA - PLANTATION	3				3
UHEALTH CORAL SPRINGS			3	100%	3
TIFTON CARECONNECT URGENT CARE			3	100%	3
INSPIRED LIVING AT SARASOTA			3	100%	3
JS HEALTHCARE	2		1	33%	3
VA West Los Angeles Medical Center	3				3
CVS MINUTE CLINIC	1		2	67%	3
NEWSTAR MEDICAL LABORATORIES	3				3
RIVERSIDE METHODIST HOSPITAL LAB			3	100%	3
WEST COCOA PHARMACY			3	100%	3
F W HUSTON MEDICAL CENTER SENIOR LIVIN	3				3
SCIENTIFIC LABORATORY DIVISION			3	100%	3
Magnolia Health and Rehab Center			3	100%	3
Village on the Green			3	100%	3
MINUTECLINIC DIAGNOSTIC OF NH, LLC (CL	2		1	33%	3
RRMC CREEKSIDE LAB	3				3
CVS MA915POCT BEVERLY	1		2	67%	3
ADVANCED MEDICAL RESEARCH CENTER LLC			3	100%	3
Westside Terrace	3				3
MEMORIAL HEALTH UNIVERSITY MEDICAL CENTER			3	100%	3
NORTH CAROLINA DEPT OF HEALTH & HUMAN SRVCS STATE LAB OF PUBLIC HEALTH			3	100%	3
BROOKDALE SENIOR LIVING			3	100%	3
SIGNATURE CARE PFLUGERVILLE			3	100%	3
COMMUNICABLE DISEASE CONTROL/PUBLIC HEALTH EMERGENCY PREPAREDNESS			3	100%	3
OCALA REGIONAL KIDNEY CENTER-WEST			3	100%	3

COVID-19: testing by laboratory

Data through Apr 30, 2021 verified as of May 1, 2021 at 09:25 AM

Data in this report are provisional and subject to change.

The numbers in the table below represent the number of Florida and non-Florida residents for whom test results were received by the Department of Health. A person can be tested by more than one laboratory and can have both positive and negative results. **Therefore, the sum of the numbers in each column will be larger than the total number of people tested.**

Reporting lab	Inconclusive	Negative	Positive	Percent positive	Total
EVENING PEDIATRICS INC		1	2	67%	3
PARKLAND HEALTH & HOSPITAL			3	100%	3
Broadview Multi-Care Center		3			3
MINUTECLINIC, LLC #05814		3			3
CARESPOT-WELLINGTON			3	100%	3
THE OASIS BEACHSIDE		3			3
MEDEXPRESS URGENT CARE - ANDERSON		3			3
BOSTON MEDICAL CENTER			3	100%	3
PLANT CITY FAMILY CARE		3			3
DOCTORS HOSPITAL RENAISSANCE			3	100%	3
CURATIVE TEXAS			3	100%	3
LIVINGSTON COUNTY DEPT OF HEALTH REPRO			3	100%	3
AFC URGENT CARE/FARRAGUT			3	100%	3
CORMEUM LAB SERVICES, LLC			3	100%	3
PARRISH MEDICAL CENTER-WAIVED TESTING		3			3
NORTH SHORE HOSP. INFECTION CONTROL			3	100%	3
ADRIANA M CASTRO MD PA		3			3
WELLMED AT SOUTH STUART		2	1	33%	3
CALLE OCHO DIALYSIS			3	100%	3
BROOKDALE LAKE MARY			3	100%	3
CVS IN6608POCT NEW PALESTINE		1	2	67%	3
HELIX LW UC		1	2	67%	3
OHIO HEALTH DOCTORS HOSPITAL			3	100%	3
ALOHA HOME CARE LLC DBA ACCENTCARE HOME HEALTH OF		3			3
EVERGREEN WOODS HEALTH & REHAB CENTER		2	1	33%	3
HOCHBERG LOWER SCHOOL		3			3
SOMA MEDICAL CENTER P.A. #4			3	100%	3
Michael J Crescenz VA Outpatient Dialysis Center		3			3
SPRING LAKE REHABILITATION CENTER			3	100%	3
SOFTLAB			3	100%	3
ERIE COUNTY PUBLIC HEALTH CLINICAL		3			3
TUFTS MEDICAL CENTER			3	100%	3
SSM HEALTH ST LOUIS MICROBIOLOGY LABORATORY		1	2	67%	3
YORK HOSPITAL - LABORATORY			3	100%	3
Glenview Terrace Nursing Center		3			3
INTERCOASTAL FAMILY PRATICE		1	2	67%	3
RIGHT AT HOME			3	100%	3
CVS IL8753POCT CHICAGO		3			3
CVS MA1006POCT BROCKTON		3			3
NORTHWEST FLORIDA CLINICAL LAB		1	2	67%	3
PRIMARY CARE CENTER OF LAKE CITY, THE			3	100%	3
ADVANCE FAMILY PRACTICE LLC☐			3	100%	3
PALM BEACH DIGESTIVE ASSOCIATES			3	100%	3
FAMILY FIRST PEDIATRICS			3	100%	3
HOLY CITY MED URGENT CARE			3	100%	3
UNIVERSITY URGENT CARE			3	100%	3
MEDEXPRESS - WILMINGTON KIRKWOOD HIGHWAY		2	1	33%	3

COVID-19: testing by laboratory

Data through Apr 30, 2021 verified as of May 1, 2021 at 09:25 AM

Data in this report are provisional and subject to change.

The numbers in the table below represent the number of Florida and non-Florida residents for whom test results were received by the Department of Health. A person can be tested by more than one laboratory and can have both positive and negative results. **Therefore, the sum of the numbers in each column will be larger than the total number of people tested.**

Reporting lab	Inconclusive	Negative	Positive	Percent positive	Total
ST CLOUD PHARMACY AND WELLNESS CENTER		2	1	33%	3
Kings County Hospital Center			3	100%	3
TAMPA INTERNATIONAL AIRPORT			3	100%	3
NHC DICKSON		3			3
Biopharmaceutics Laboratory Section		3			3
B2 URGENT CARE		1	2	67%	3
MANATEE URGENT CARE LLC			3	100%	3
INSPIRA MEDICAL CENTER VINELAND LAB		2	1	33%	3
MERCY HEALTH			3	100%	3
CVS MO5727POCT PLATTE CITY	3				3
CANOPY AT HARPER LAKE, THE			3	100%	3
CLEARWATER	2		1	33%	3
OHIO DEPARTMENT OF HEALTH LABORATORY	2		1	33%	3
Kroger 571 - The Little Clinic Hendersonville	1		2	67%	3
APEX CLINICAL LABORATORIES INC	3				3
HEALTH SENTRY			3	100%	3
CVS CT288POCT BRISTOL	2		1	33%	3
PHYSICIANS MEDICAL CENTER	3				3
NEMOURS CHILDREN'S URGENT CARE LAKE NONA			3	100%	3
GARCIA MORALES NELSON			3	100%	3
THOMAS LANGLEY			3	100%	3
Kroger 522 - The Little Clinic Gahanna	2		1	33%	3
NEBRASKA DEPARTMENT OF HEALTH AND HUMAN SERVICES			3	100%	3
GREENTREE MEDICAL CENTER			3	100%	3
Kroger 635 - The Little Clinic Dacula	3				3
BAPTIST PRIMARY CARE, INC.	2		1	33%	3
WALGREENS #07502	3				3
EMERALD TRACE	3				3
SENTARA NORFOLK GENERAL HOSPITAL CENTRAL LAB			3	100%	3
TAMPA	1		2	67%	3
MUNSON MEDICAL CENTER			3	100%	3
FLORIDA GASTROENTEROLOGY ASSOCIATES PA	3				3
MEDEXPRESS URGENT CARE-VINLAND SOUTH	2		1	33%	3
OPP HEALTH AND REHABILITATION	3				3
320 S TRANSIT ST	3				3
ONSLOW MEMORIAL HOSPITAL LABORATORY	3				3
PUBLIC HEALTH TRUST OF MIAMI DADE COUNTY			3	100%	3
WEST TN HEALTH MED NORTH	3				3
CERTIVIA LABORATORIES			3	100%	3
TERRACE OF ST CLOUD, THE	2		1	33%	3
ALLIANCE LABS @LRMC			3	100%	3
Grandview Health Care Center	3				3
Kroger 753 - The Little Clinic Goss Avenue	3				3
SOUTHERN CORRECTIONAL MEDICINE LLC	3				3
SOUTH COUNTY MENTAL HEALTH CENTER INC			3	100%	3
UNIVERSITY OF KANSAS MEDICAL CENTER			3	100%	3
ST. PETERSBURG PEDIATRICS- 38TH AVENUE			3	100%	3

COVID-19: testing by laboratory

Data through Apr 30, 2021 verified as of May 1, 2021 at 09:25 AM

Data in this report are provisional and subject to change.

The numbers in the table below represent the number of Florida and non-Florida residents for whom test results were received by the Department of Health. A person can be tested by more than one laboratory and can have both positive and negative results. **Therefore, the sum of the numbers in each column will be larger than the total number of people tested.**

Reporting lab	Inconclusive	Negative	Positive	Percent positive	Total
COVENANT PEDIATRICS		1	2	67%	3
MID FLORIDA CLINICAL LABORATORY		2	1	33%	3
WALGREENS #05477		3			3
Walgreens #5984		3			3
Louis Stokes Cleveland VA - Midtown Dialysis Center		3			3
BICKERTON, DAWN		3			3
QUALITY LABORATORY SERVICE		2	1	33%	3
NASSAU COUNTY HEALTH DEPARTMENT-FERNANDINA BEACH C		3			3
BEEBE MEDICAL CENTER LABORATORY		3			3
Domiciliary Rehab & Residential Treatment Program		3			3
WYOMING DEPT OF HEALTH			3	100%	3
CVS KS676POCT LAWRENCE		2	1	33%	3
SISD EMPLOYEE HEALTH CLINIC			3	100%	3
CVS NH1004POCT SALEM		2	1	33%	3
Overton Brooks VAMC		3			3
VA OUTPATIENT CLINIC-NEW PORT RICHEY			3	100%	3
NEMOURS CHILDREN'S PRIMARY CARE, LONGWOOD			3	100%	3
ORLANDO AIRPORT DIALYSIS		3			3
UC CORAL GABLES		1	2	67%	3
Granville Center	1	2			3
NORTH NAPLES HOSPITAL RESPIRATORY THERAPY DEPARTMENT			3	100%	3
EXPEDIAN URGENT CARE			3	100%	3
CVS MO8555POCT KANSAS CITY		3			3
URGENT DOC - URGENT CARE CLINIC			3	100%	3
Home Health Care Clinic		2	1	33%	3
MEDEXPRESS URGENT CARE - LAWRENCE		3			3
MEDEXPRESS URGENT CARE - VINELAND S MA		3			3
CLARA MAASS TRANSITIONAL CARE UNIT		3			3
WELLSTAR URGENT CARE SHALLOWFORD		1	2	67%	3
OLYMPUS HEALTH AND PERFORMANCE			3	100%	3
PEDIATRICS AND ADOLESCENT MEDICINE		2	1	33%	3
MEDEXPRESS URGENT CARE - HACKETTSTOWN		2	1	33%	3
CVS IL2798POCT CHICAGO		1	2	67%	3
BAPTIST HEALTH SURGERY CENTER AT NORTHPOINT			3	100%	3
DEBORAH HEART AND LUNG CENTER		3			3
MINUTECLINIC DIAGNOSTIC OF PA LLC		3			3
MEDEXPRESS URGENT CARE, HANOVER		2	1	33%	3
EMERALD PARK OF HOLLYWOOD			3	100%	3
SOUTHEASTERN IMMEDIATE CARE- MILLEDGEVILLE GA			3	100%	3
FRESENIUS KIDNEY CARE			3	100%	3
MURFREESBORO MEDICAL CLINIC		3			3
GINKGO-IXLAYER		3			3
CARE ATC ARLINGTON CENTRAL PARK		3			3
BAPTIST PRIMARY CARE FERNANDINA BEACH			3	100%	3
Manor Care-Kingston Court of York PA, LLC		3			3
CVS NE8615POCT LINCOLN		2	1	33%	3
Gracemore Nursing and Rehab		3			3

COVID-19: testing by laboratory

Data through Apr 30, 2021 verified as of May 1, 2021 at 09:25 AM

Data in this report are provisional and subject to change.

The numbers in the table below represent the number of Florida and non-Florida residents for whom test results were received by the Department of Health. A person can be tested by more than one laboratory and can have both positive and negative results. **Therefore, the sum of the numbers in each column will be larger than the total number of people tested.**

Reporting lab	Inconclusive	Negative	Positive	Percent positive	Total
ISLAND NURSING HOME		2	1	33%	3
ALLIED PHYSICIANS GROUP PLLC		3			3
BASCOM PALMER EYE INSTITUTE			3	100%	3
BARONESS ERLANGER HOSPITAL		3			3
AVANTE INVERNESS		1	2	67%	3
WELLSTAR PAULDING HOSPITAL		3			3
CRISP REGIONAL HOSPITAL		3			3
CVS CA9103POCT ESCONDIDO		3			3
MEDEXPRESS URGENT CARE-CHIPPEWA		2	1	33%	3
MEDEXPRESS URGENT CARE-SALINA, S 9TH ST		3			3
MEDEXPRESS URGENT CARE, BELLE VERNON		3			3
NEW YORK STATE DEPARTMENT OF HEALTH		1	2	67%	3
MEDEXPRESS URGENT CARE - RUNNEMEDE		1	2	67%	3
CORTLAND COUNTY HEALTH DEPARTMENT		3			3
UNITY HEALTH AND REHABILITATION CENTER			3	100%	3
CORNERSTONE DRUG AND GIFT INC		3			3
NATIONAL JEWISH HEALTH			3	100%	3
BROADWAY HEALTH FLORIDA MEDICAL CLINIC URGENT CARE			3	100%	3
ROANE MEDICAL CENTER		2	1	33%	3
CVS NC7548POCT FUQUAY VARINA		2	1	33%	3
VIRGINIA DIVISION OF CONSOLIDATED LABORATORIES			3	100%	3
AZALEALAND NURSING HOME		3			3
CVS AZ7075POCT CHANDLER		3			3
DASCENA LAB			3	100%	3
CVS NM7242POCT ALBUQUERQUE		3			3
FAMILY CARE SPECIALISTS OF ORLANDO			3	100%	3
OPENTRONS PRL		2	1	33%	3
ACCESS HEALTH CARE		2	1	33%	3
VIRTUA MEMORIAL HOSPITAL BURLINGTON COUNTY		1	2	67%	3
MEMORIAL HERMANN			3	100%	3
SOUTH LAKE FAMILY HEALTH CENTER			3	100%	3
Schoolcraft Medical Care Facility		3			3
MINUTECLINIC #1773		3			3
FLORIDA MEDICAL ASSOCIATES		3			3
MEDRITE MEDICAL CARE PC		3			3
MINUTECLINIC DIAGNOSTIC MEDICAL		3			3
EDITH NOURSE ROGERS MEMORIAL VAMC		3			3
CVS HEALTH, #5962		3			3
St. Josephs Hospital		1	2	67%	3
CVS OH6167POCT ASHLAND		3			3
NORTHWELL HEALTH			3	100%	3
MT CARMEL PHARMACY INC		3			3
CUMBERLAND MEDICAL CENTER INC		3			3
Fort Gaines Health and Rehab		3			3
UNIVERSITY HEALTH SERVICES RIVER CAMPUS		2	1	33%	3
MISSISSIPPI CARE CENTER OF DEKALB LLC		3			3
NEXTCARE WYOMING LLC			3	100%	3

COVID-19: testing by laboratory

Data through Apr 30, 2021 verified as of May 1, 2021 at 09:25 AM

Data in this report are provisional and subject to change.

The numbers in the table below represent the number of Florida and non-Florida residents for whom test results were received by the Department of Health. A person can be tested by more than one laboratory and can have both positive and negative results. **Therefore, the sum of the numbers in each column will be larger than the total number of people tested.**

Reporting lab	Inconclusive	Negative	Positive	Percent positive	Total
BAYSHORE MEDICAL CENTER LABORATORY		3			3
Medilodge of Montrose		3			3
TIEHH BIOTERRORISM RESPONSE LAB			3	100%	3
PREMIER CLINICAL RESEARCH INSTITUTE INC			3	100%	3
DIGNITY HEALING LLC			3	100%	3
LEESBURG COMMUNITY HEALTH CENTERS			3	100%	3
SHANDS AT LAKE SHORE LAB		1	2	67%	3
HOUSTON METHODIST HOSPITAL			3	100%	3
Kroger 093 - The Little Clinic Stapleton		2	1	33%	3
ASPIRUS WAUSAU HOSPITAL			3	100%	3
SOUTHERN SURGICAL ARTS		3			3
PREMIER FAMILY AND SPORTS MEDICINE		2	1	33%	3
CANOPY PEDIATRICS		3			3
HEALTH AND WELLNESS URGENT CARE LLC			3	100%	3
AUGUSTA UNIVERISTY MEDICAL CENTER			3	100%	3
CVS MA920POCT CLINTON		3			3
ADVENTHEALTH IMAGING LAKE NONA		1	2	67%	3
KISSIMMEE URGENT CARE		3			3
CLINICAL CARE ASSOCIATES, INC			3	100%	3
FIRST CARE - MIDDLESBORO			3	100%	3
St. Luke's Care Center		2			2
INTERNAL MEDICINE SPECIALISTS MEDICAL GROUP, PA		2			2
Bethel Lutheran Home		2			2
CHRISTUS SPOHN HOSPITAL			2	100%	2
NORTHSIDE FAMILY MEDICINE AND URGENT CARE (EAST COBB)		2			2
RMC BROOKHOLLOW MED AESTHETICS INC		2			2
CARE NOW DENTON			2	100%	2
PRIMACARE MEDICAL LAKEWOOD			2	100%	2
EASTSIDE SPORTS COMPLEX			2	100%	2
FORT MYERS NORTH DIALYSIS		1	1	50%	2
UF KANAPAHA LAB BEAKER		2			2
DAVENPORT PEDIATRICS CLERMONT			2	100%	2
BLOSSOMS ASSISTED LIVING 1 LLC			2	100%	2
WALGREENS #01456		2			2
SALEM VAMC		2			2
MEDEXPRESS URGENT CARE - LINCOLN VILLA		2			2
MANISTEE COUNTY MEDICAL CARE FACILITY		2			2
BIOHEALTH MEDICAL LAB INC			2	100%	2
GSM OCED Subsection			2	100%	2
WE CARE HOME HEALTH SOLUTIONS LLC			2	100%	2
PEDIATRIC HEALTH CARE		1	1	50%	2
ARCADIA DIALYSIS CENTER			2	100%	2
MINUTECLINIC MINUTECLINIC #4978		1	1	50%	2
SAFE PMC		2			2
PUBLIX PHARMACY #1048		2			2
EXPRESS CARE WALK-IN CLINIC			2	100%	2
BETHESDA HOSPITAL			2	100%	2

COVID-19: testing by laboratory

Data through Apr 30, 2021 verified as of May 1, 2021 at 09:25 AM

Data in this report are provisional and subject to change.

The numbers in the table below represent the number of Florida and non-Florida residents for whom test results were received by the Department of Health. A person can be tested by more than one laboratory and can have both positive and negative results. **Therefore, the sum of the numbers in each column will be larger than the total number of people tested.**

Reporting lab	Inconclusive	Negative	Positive	Percent positive	Total
MEMORIAL HOSPITAL OF TAMPA			2	100%	2
MAWD PATHOLOGY GROUP			2	100%	2
BEREA URGENT CARE			2	100%	2
CARE 365			2	100%	2
KJ MEDICAL PRACTICE PC		2			2
PHYSICIANS LABORATORY SERVICES			2	100%	2
REGIONS HOSPITAL LABORATORY			2	100%	2
CITRUS DERMATOLOGY			2	100%	2
HENRY FORD WEST BLOOMFIELD HOSPITAL			2	100%	2
MEDEXPRESS URGENT CARE - DERBY N ROCK	2				2
BNJ	2				2
GULF COAST REGIONAL MEDICAL CARE	2				2
JACKSON LABORATORY OF GENOMIC MEDICINE	2				2
HUMILITY OF MARY HEALTH PARTNERS			2	100%	2
SHANDS JACKSONVILLE CLINICAL CENTER	1		1	50%	2
Kroger 687 - The Little Clinic Sugar Hill	1		1	50%	2
NORTHSIDE FAMILY MEDICINE AND URGENT CARE (CUMMING)	2				2
UWMC MONTLAKE DEPT OF LAB MED			2	100%	2
PREMIER MEDICAL CLINIC	2				2
Kroger 130 - The Little Clinic Colorado Springs	2				2
MEDEXPRESS URGENT CARE - SPRINGDALE, S 40TH STREET	2				2
OAKMONT EAST- GREENVILLE SC, LLC	2				2
CHAPPEL GROUP RESEARCH, THE	2				2
BAPTIST HOSPITAL OF MIAMI MCI BROWARD LABORATORY			2	100%	2
UNIVERSITY MEDICAL CENTER OF SOUTHERN NEVADA (UMCSN)			2	100%	2
MEDEXPRESS URGENT CARE - LODI	2				2
ORLANDO DIALYSIS	1		1	50%	2
PRECISION DIAGNOSTIC INC	2				2
TMH EC NORTHEAST LABORATORY			2	100%	2
MEDEXPRESS URGENT CARE - RUSSELLVILLE, W MAIN ST	2				2
ORLANDO LUTHERAN TOWERS	1		1	50%	2
CVS MA335POCT RAYNHAM	2				2
MEDEXPRESS URGENT CARE - CONWAY	2				2
MEASE COUNTRYSIDE HOSPITAL CARDIAC REH			2	100%	2
TRICORE REFERENCE LABORATORY	1		1	50%	2
FIRST PREVENTION AND DIALYSIS CENTER LLC			2	100%	2
LAB PLUS, LLC			2	100%	2
MEDSTAR HARBOR HOSPITAL			2	100%	2
BEAUFORT MEMORIAL			2	100%	2
Crest Manor Living and Rehabilitation	2				2
RESOLUTE PAIN SOLUTIONS	2				2
INSPIRE HEALTHCARE CENTER			2	100%	2
NSUH AT SYOSSET	2				2
NORTON IMMEDIATE CARE CENTER - PRESTON			2	100%	2
VA Ann Arbor HCS	1		1	50%	2
STEWARD ST ELIZABETH MEDICAL CENTER			2	100%	2
Douglas County Health Center	2				2

COVID-19: testing by laboratory

Data through Apr 30, 2021 verified as of May 1, 2021 at 09:25 AM

Data in this report are provisional and subject to change.

The numbers in the table below represent the number of Florida and non-Florida residents for whom test results were received by the Department of Health. A person can be tested by more than one laboratory and can have both positive and negative results. **Therefore, the sum of the numbers in each column will be larger than the total number of people tested.**

Reporting lab	Inconclusive	Negative	Positive	Percent positive	Total
Mary Anna Nursing Home		2			2
Delaware Court Healthcare Center		2			2
CPL INC/BSSC PATHOLOGY		2			2
CALIFORNIA DIVISION OF COMMUNICABLE DISEASE CONTROL			2	100%	2
NLC LABS			2	100%	2
SHORE MEDICAL CENTER		2			2
BAYFRONT CARDIOVASCULAR ASSOCIATES		1	1	50%	2
UMHC HOLLYWOOD LABORATORY			2	100%	2
AMERICAN RESEARCH CENTERS OF FLORIDA			2	100%	2
ROPER HOSPITAL			2	100%	2
WEST HOUSTON MEDICAL CENTER			2	100%	2
DMC UNIVERSITY LABORATORIES	1		1	50%	2
APPLECARE VALDOSTA			2	100%	2
MEDEXPRESS URGENT CARE - LINKHORNE	2				2
DALLAS BAPTIST UNIVERSITY - HEALTH SERVICES			2	100%	2
ST ANTHONY'S PINELLAS CARE CLINIC			2	100%	2
GOLISANO PEDIATRICS PORT CHARLOTTE HARBOR	2				2
CIGNA GATEWAY			2	100%	2
ASANTE ROGUE REGIONAL MEDICAL CENTER L	2				2
CLARKSVILLE HEALTH SYSTEM			2	100%	2
BAY CORRECTIONAL AND REHABILITATION FACILITY			2	100%	2
FASTCARE LLC			2	100%	2
Lenawee Medical Care Facility	2				2
MOBILE COUNTY HEALTH DEPARTMENT	1		1	50%	2
HARDEN DIALYSIS	1		1	50%	2
INA	1		1	50%	2
MAJESTIC GUARDIANS			2	100%	2
ALL PEDIATRIC CARE PA			2	100%	2
BERNHARDT LABORATORIES INC			2	100%	2
Northport VAMC	2				2
MEDEXPRESS URGENT CARE - O'FALLON	2				2
JEFFERSON WASHINGTON TOWNSHIP HOSPITAL	2				2
Stillwater Healthcare	2				2
MOUNT SINAI MEDICAL CENTER OF FLORIDA, INC			2	100%	2
METHODIST MANSFIELD MEDICAL CENTER			2	100%	2
CARE ATC SUN HYDRAULICS TALLAVAST			2	100%	2
PULMONARY MEDICINE	2				2
MEDEXPRESS URGENT CARE - SPRINGFIELD, COOLEY ST	2				2
HERITAGE CARE AND REHABILITATION CENTE	2				2
Kroger 519 - The Little Clinic Georgesville Square	2				2
MEDPOST - NORTH DALLAS			2	100%	2
IM&P WELLNES CENTER			2	100%	2
Greystone Nursing and Rehab, LLC			2	100%	2
NEMOURS CHILDRENS PRIMARY CARE CLERMONT			2	100%	2
ADVENT HEALTH - OWASA			2	100%	2
NEW YORK CITY CENTRAL COVID			2	100%	2
HERNANDO CHILDREN'S			2	100%	2

COVID-19: testing by laboratory

Data through Apr 30, 2021 verified as of May 1, 2021 at 09:25 AM

Data in this report are provisional and subject to change.

The numbers in the table below represent the number of Florida and non-Florida residents for whom test results were received by the Department of Health. A person can be tested by more than one laboratory and can have both positive and negative results. **Therefore, the sum of the numbers in each column will be larger than the total number of people tested.**

Reporting lab	Inconclusive	Negative	Positive	Percent positive	Total
ALVERNO CLINICAL LABORATORIES			2	100%	2
COMPLETE HEALTH MEDICAL CENTER			2	100%	2
CVS NC2297335CV GREENSBORO		2			2
CSS- TWELVE OAKS			2	100%	2
ATHENA CARE RESOURCES LLC		2			2
Iowa Veterans Home		2			2
FHPG SURGICAL ASSOCIATES OF EAST PASCO			2	100%	2
MADISON HOSPITAL LABORATORY			2	100%	2
PRIMARY HEALTH CARE ASSOCIATES INC			2	100%	2
WALGREENS #06583		2			2
ManorCare Health Services Peters Township		2			2
GULF COAST MEDICAL CENTER RESPIRATORY CARE			2	100%	2
MASSACHUSETTS DEPARTMENT OF HEALTH			2	100%	2
URGENTMED PLANTATION			2	100%	2
PIEDMONT WALTON HOSPITAL		2			2
RADEAS			2	100%	2
TRINITY DIALYSIS			2	100%	2
SKY LAKES MEDICAL CENTER		2			2
AZALEA HEALTH AND REHABILITATION		2			2
ACCESS MEDICAL GROUP OF FLORIDA CITY			2	100%	2
SHERIDAN AT HOBE SOUND, THE			2	100%	2
MINUTECLINIC DIAGNOSTIC OF KANSAS, PC		2			2
ELMHURST MEMORIAL HOSPITAL			2	100%	2
TEMPLE UNIVERSITY HOSPITAL			2	100%	2
DAYTON CHILDRENS HOSPITAL LAB			2	100%	2
BRADENTON DIALYSIS			2	100%	2
Edinboro Manor		2			2
MINUTECLINIC DIAGNOSTIC, PA #10252		2			2
MIAMI DADE MEDICAL RESEARCH INSTITUTE			2	100%	2
LABRADOR PRIMARY CARE CENTER			2	100%	2
COLD SPRING HILLS CENTER FOR NURSING A		2			2
FL DEPT OF HEALTH MARION COUNTY MOBILE HEALTH UNIT			2	100%	2
ACL LABORATORIES - ROSEMONT			2	100%	2
TENNESSEE VALLEY HCS			2	100%	2
MID-FLORIDA HEMATOLOGY AND ONCOLOGY CENTERS		2			2
HEALTH GROUP CENTER INC			2	100%	2
SOUTH DAKOTA DEPARTMENT OF HEALTH		2			2
CVS – MINUTECLINIC			2	100%	2
MOBILE PHLEBOTOMY SERVICES			2	100%	2
GUARDIAN HOME CARE OF CENTRAL GEORGIA		2			2
Church Creek SNF			2	100%	2
LEHIGH MEDICAL AND RESEARCH CENTER, INC			2	100%	2
WALGREENS NO 10512		1	1	50%	2
Kroger 686 - The Little Clinic Farragut		2			2
ANDERSON COUNTY HOSPITAL			2	100%	2
AHC Forest cove		2			2
ACKERMAN CANCER CENTER		2			2

COVID-19: testing by laboratory

Data through Apr 30, 2021 verified as of May 1, 2021 at 09:25 AM

Data in this report are provisional and subject to change.

The numbers in the table below represent the number of Florida and non-Florida residents for whom test results were received by the Department of Health. A person can be tested by more than one laboratory and can have both positive and negative results. **Therefore, the sum of the numbers in each column will be larger than the total number of people tested.**

Reporting lab	Inconclusive	Negative	Positive	Percent positive	Total
MIRAMAR KIDNEY CENTER		1	1	50%	2
SPECIALTY LABORATORIES			2	100%	2
NORTH OKALOOSA PHYSICIAN GRP - WALK IN CLINIC			2	100%	2
ALCALA PHARMACEUTICALS			2	100%	2
FEDERAL CORRECTIONAL INSTITUTION MARIANNA			2	100%	2
KANSAS CITY VA MEDICAL CENTER			2	100%	2
PLASMA MED RESEARCH DBA		2			2
COLUMBIA COTTAGE		2			2
CVS OH2540POCT HILLIARD		2			2
CRAWFORD COUNTY CARE CENTER		2			2
FLORIDA KEYS PED & ADOLES CTR			2	100%	2
HOPE HEALTH & WELLNESS		2			2
VILLAGES HEALTH SYSTEM, LLC, THE			2	100%	2
Alden Des Plaines			2	100%	2
University Center East			2	100%	2
MILLERSVILLE UNIVERSITY HEALTH SERVICE		2			2
FLORIDA MEDICAL CLINIC, LLC			2	100%	2
MED-LAKE LABORATORY, LLC			2	100%	2
LARKIN COMMUNITY HOSPITAL PALM SPRINGS CAMPUS		1	1	50%	2
NEW YORK UNIVERSITY MEDICAL CENTER			2	100%	2
HEALTH PARTNERS REGIONAL HOSPITAL			2	100%	2
HOLY TRINITY PHARMACY LLC		2			2
WISE HEALTH SYSTEM		1	1	50%	2
Hartwell Health and Rehabilitation		2			2
UNIVERSITY OF VERMONT MEDICAL CENTER			2	100%	2
POMERENE HOSPITAL			2	100%	2
CVS MI8287POCT MACOMB		2			2
CVS IN6611POCT INDIANAPOLIS		1	1	50%	2
NYU LANGONE HUNTINGTON MEDICAL GROUP		2			2
VAULT HEALTH			2	100%	2
BLANCHARD VALLEY HOSPITAL LABORATORY			2	100%	2
Kroger 020 - The Little Clinic Wheat Ridge		2			2
TULANE MEDICAL CENTER			2	100%	2
PATIENT FIRST MEDICAL CENTER-CARYTOWN			2	100%	2
HAMPTON VAMC		2			2
HMH HOSPITALS CORPORATION		2			2
FLORIDA MEDICAL CLINIC RADIOLOGY DALE MABRY		2			2
Jackson Health Care Facility			2	100%	2
PM PEDIATRICS OF BAYSIDE, PLLC - RIVE		2			2
KEY WEST HMA PHYSICIAN MANAGEMENT, LLC			2	100%	2
VIRGINIA DEPT OF HEALTH OFFICE OF EPIDEMIOLOGY			2	100%	2
Virginia Gay Nursing and Rehab		2			2
CARLE FOUNDATION HOSPITAL LABORATORY			2	100%	2
MEDCARE		2			2
CVS NC6633POCT FAYETTEVILLE		2			2
Kroger 328 - The Little Clinic Henderson Road		2			2
NOVA SOUTHEASTERN UNIVERSITY - STUDENT MEDICAL CTR			2	100%	2

COVID-19: testing by laboratory

Data through Apr 30, 2021 verified as of May 1, 2021 at 09:25 AM

Data in this report are provisional and subject to change.

The numbers in the table below represent the number of Florida and non-Florida residents for whom test results were received by the Department of Health. A person can be tested by more than one laboratory and can have both positive and negative results. **Therefore, the sum of the numbers in each column will be larger than the total number of people tested.**

Reporting lab	Inconclusive	Negative	Positive	Percent positive	Total
SOUTH TAMPA AFTER HOURS CLINIC			2	100%	2
Kroger 745 - The Little Clinic Somerset		2			2
Tidelands Health Rehabilitation Hospital			2	100%	2
SOWAL HEALTH & DRUG			2	100%	2
CREATIVE HEALTH CENTER			2	100%	2
SHELL POINT HOME HEALTH			2	100%	2
ADVANCED MEDICAL CARE			2	100%	2
RAPID MD			2	100%	2
KIVA AT MOUNT DORA			2	100%	2
LINIL VISITING NURSES, INC	2				2
WURTLAND NURSING AND REHABILITATION, L	2				2
DEPT OF HEALTH			2	100%	2
SWEDISH COVENANT HOSPITAL			2	100%	2
PM PEDIATRICS OF SELDEN, PLLC	2				2
BAPTIST HEALTH PRIMARY CARE AT DORAL			2	100%	2
TWIN LAKES REHAB & HEALTHCARE	2				2
MEDEXPRESS URGENT CARE - WICHITA, N MAIZE RD	1		1	50%	2
CVS NJ2369POCT JACKSON	2				2
Southern Pines Healthcare Center	1		1	50%	2
Cedar Valley Nursing & Rehab Center	2				2
ADVANCED MEDICAL OF FLORIDA			2	100%	2
UPSON REGIONAL MEDICAL CENTER	1		1	50%	2
DOCTOR'S IN-HOUSE LAB/COMMUNITY HEALTH CENTERS OF PINELLAS – JOHNNIE R			2	100%	2
ONSLOW COUNTY HEALTH DEPARTMENT			2	100%	2
CENTRAL FLORIDA FAMILY HEALTH CENTER	2				2
UTMB PATHOLOGY CLINICAL SERVICES LABORATORY			2	100%	2
BAPTIST HEALTH MEDICAL PLAZA			2	100%	2
TSALI CARE CENTER	2				2
EXCELTOX LABORATORIES LLC	2				2
Walgreens #9890	2				2
PUBLIX PHARMACY #1387	2				2
VALUE DRUGS GREENLAWN INC	2				2
MI Nursing Restorative Center	2				2
CVS NE2741POCT LA VISTA	2				2
ARCPOINTLABS OF VIRGINIA BEACH	1		1	50%	2
FLORIDA MENTOR FAULKNER GROUP HOME			2	100%	2
Buena Vista Care Center	2				2
VA CBOC			2	100%	2
CVS IL8744POCT BROOKFIELD	2				2
CVS AZ5477POCT SURPRISE	2				2
EXCUSED ABSENCE PLLC	2				2
BRANDYWYNE HEALTH CARE CENTER			2	100%	2
UNITY LONGPOND	2				2
RIVIERA BEACH INTEGRATED CARE INC			2	100%	2
SANTA ROSA COUNTY HEALTH DEPARTMENT			2	100%	2
WALKONCLINIC			2	100%	2
WALGREENS AGUADILLA (ST 177)	2				2

COVID-19: testing by laboratory

Data through Apr 30, 2021 verified as of May 1, 2021 at 09:25 AM

Data in this report are provisional and subject to change.

The numbers in the table below represent the number of Florida and non-Florida residents for whom test results were received by the Department of Health. A person can be tested by more than one laboratory and can have both positive and negative results. **Therefore, the sum of the numbers in each column will be larger than the total number of people tested.**

Reporting lab	Inconclusive	Negative	Positive	Percent positive	Total
MEMORIAL HOSPITAL OF SOUTH BEND			2	100%	2
Kroger 356 - The Little Clinic Middletown		2			2
OSF SAINT FRANCIS MEDICAL CENTER			2	100%	2
UW HOSPITAL AND CLINICS		1	1	50%	2
EAST CENTRAL REGIONAL HOSPITAL GRACEWO		2			2
PruittHealth Lakehaven		2			2
ACN PHYSICIANS GROUP CORP			2	100%	2
KETTERING MEDICAL CENTER			2	100%	2
CVS MO8581POCT BLUE SPRINGS		1	1	50%	2
ST ANTHONY COMMUNITY HOSPITAL LAB		1	1	50%	2
CVS AZ9277POCT TUCSON		2			2
HERITAGE VILLAGE REHAB & SKILLED NURSI		2			2
RABI SINHA, MD		2			2
PIEDMONT ATHENS REGIONAL HOSPITAL LAB			2	100%	2
CEDARS-SINAI MEDICAL CENTER			2	100%	2
VITAL CARE CLINIC, LLC			2	100%	2
Advanced Rehabilitation and Healthcare of Wichita Falls		2			2
MC MEDICAL			2	100%	2
UT PATH			2	100%	2
HOLSTON MEDICAL GROUP		2			2
NEW BRIDGE MEDICAL CENTER		2			2
ALABAMA REFERENCE LAB			2	100%	2
SHELBYVILLE HOSPITAL COMPANY		2			2
ASSOCIATES IN INTERNAL MEDICINE PA			2	100%	2
HCR MANOR CARE SERVICES OF FLORIDA III INC		2			2
CVS TX4794POCT ARLINGTON		2			2
PIEDMONT MOUNTAINSIDE HOSPITAL LABORAT		2			2
CVS PA2296POCT MACUNGIE		2			2
Timber Ridge Health Care Center			2	100%	2
Glenburn Home		2			2
COASTAL MEDICAL LAB			2	100%	2
VENETIAN GARDENS		2			2
WAKULLA URGENT CARE & DIAGNOSTIC			2	100%	2
MERCY MEDICAL CENTER INC		1	1	50%	2
FLORIDA SCHOOL FOR THE DEAF & BLIND			2	100%	2
SPECTRA EAST INC		1	1	50%	2
BENEVA LAKES ASSISTED LIVING CENTER			2	100%	2
A PATTERN MEDICAL CLINIC		2			2
MED + URGENT MEDICAL CARE SERVICES		2			2
AUGUSTA HEALTH SKILLED CARE			2	100%	2
AMERICAN FAMILY CARE URGENT CARE		1	1	50%	2
SUNSHINE PHARMACY		2			2
MEDEXPRESS URGENT CARE - SOUTH CHARLESTON		2			2
MEMORIAL HOSPITAL WEST			2	100%	2
TRUE HEALTH INC			2	100%	2
Jacob's Creek Nursing and Rehabilitation Center		2			2
FLORIDA PRIMARY CARE CENTER PA		2			2

COVID-19: testing by laboratory

Data through Apr 30, 2021 verified as of May 1, 2021 at 09:25 AM

Data in this report are provisional and subject to change.

The numbers in the table below represent the number of Florida and non-Florida residents for whom test results were received by the Department of Health. A person can be tested by more than one laboratory and can have both positive and negative results. **Therefore, the sum of the numbers in each column will be larger than the total number of people tested.**

Reporting lab	Inconclusive	Negative	Positive	Percent positive	Total
DURAND SENIOR CARE & REHAB CENTER		2			2
PALM CITY NURSING AND REHAB CENTER			2	100%	2
MINUTECLINIC DIAG OF IND, LLC #6250		2			2
WELL HEALTH LABS			2	100%	2
NEMOURS CHILDREN'S PRIMARY CARE OF VERO BEACH			2	100%	2
SUNBRIDGE CARE & REHAB FOR DECATUR		2			2
CVS CT2210POCT RIVERSIDE		2			2
RAINY LAKE MEDICAL CENTER			2	100%	2
Garden Care Center		2			2
BROOKDALE PALM BEACH GARDENS			2	100%	2
CARELINE PHARMACY AND HEALTHCARE SERVICES		1	1	50%	2
CHOTA COMMUNITY HEALTH SERVICES		1	1	50%	2
LEXINGTON PLACE			2	100%	2
JOHN D. ARCHBOLD MEM. HOSPITAL			2	100%	2
CHESTERFIELD HEALTHCARE GROUP, INC		2			2
ADVENTHEALTH IMAGING PARTIN SETTLEMENT			2	100%	2
BOND COMMUNITY HEALTH CENTER			2	100%	2
Fairhaven Retirement Community		2			2
DRR JMC URGENT CARE DONALD ROSS			2	100%	2
Good Samaritan Society Waukon		2			2
RENFREW CENTERS INC		2			2
BAYSHORE MEDICAL CENTER			2	100%	2
CLEVELAND CLINIC IMAGING			2	100%	2
SIMPLY HEALTHCARE AND WELLNESS CLINIC, PC			2	100%	2
GET WELL EXPRESS URGENT CARE & WALK-IN CLINIC			2	100%	2
BE WELL PHARMACY		2			2
LIFETIME FAMILY URGENT CARE			2	100%	2
MEDEXPRESS URGENT CARE PENNSVILLE		2			2
BAPTIST HEALTHCARE - LAKEVIEW CENTER INC		2			2
CLEVELAND CLINIC FLORIDA LABORATORY			2	100%	2
SMITH NORTHVIEW HOSPITAL LAB			2	100%	2
MINUTECLINIC DIAGNOSTIC PA #7110		2			2
TWELVE OAKS RECOVERY CENTER			2	100%	2
FLORIDA MEDICAL CENTER OF CLEARWATER		2			2
TMH PHYSICIAN PARTNERS PERRY		2			2
PUBLIC HEALTH LABORATORY	1		1	50%	2
ROCKWALL URGENT CARE			2	100%	2
BAYMEADOWS PRIMARY CARE		2			2
Manorcare Health Services - Williamsport South		2			2
CONEMAUGH MEMORIAL MEDICAL CENTER		2			2
SYLVAN NURSING			2	100%	2
HCA HOUSTON ER 24/7			2	100%	2
CVS NE5863POCT OMAHA		1	1	50%	2
FLORIDA MEDICAL CLINIC CARDIOLOGY-ZH			2	100%	2
IN & OUT URGENT CARE METAIRIE			2	100%	2
MINUTECLINIC DIAGNOSTICS OF OKLAHOMA		2			2
ADVENTHEALTH MEDICAL GROUP OBSTETRICS			2	100%	2

COVID-19: testing by laboratory

Data through Apr 30, 2021 verified as of May 1, 2021 at 09:25 AM

Data in this report are provisional and subject to change.

The numbers in the table below represent the number of Florida and non-Florida residents for whom test results were received by the Department of Health. A person can be tested by more than one laboratory and can have both positive and negative results. **Therefore, the sum of the numbers in each column will be larger than the total number of people tested.**

Reporting lab	Inconclusive	Negative	Positive	Percent positive	Total
THE WINDSOR ORTEGA		2			2
CVS SC7567POCT BOILING SPRINGS		1	1	50%	2
CLINICAL REFERENCE LABORATORY, INC		2			2
METHODIST SPECIALTY CARE CENTER		2			2
The Grand Rehabilitation & Nursing Utica		2			2
CROSSTOWN PHARMACY		2			2
ASHLEY PEDIATRICS			2	100%	2
PROSPECT URGENT CARE			2	100%	2
SUNNYSIDE MANOR		2			2
GOSHEN MEDICAL CENTER			2	100%	2
TAMPA FAMILY HEALTH CENTER		1	1	50%	2
NEIGHBORCARE PHARMACY SERVICES		2			2
CVS AZ9273POCT TUCSON			2	100%	2
WELL-KEY URGENT CARE SEVIERVILLE			2	100%	2
Avanti Wellness and Rehab			2	100%	2
WEST COAST PEDIATRICS			2	100%	2
APPLING NURSING & REHABILITATION PAVIL		2			2
KAP MEDICAL GROUP, LLC			2	100%	2
SYMPHONY OF BUFFALO GROVE		2			2
Great Lakes Health Center			2	100%	2
KEATING SPORTS CENTER		2			2
DUKE UNIVERSITY POINT OF CARE TESTING PROGRAM			2	100%	2
COVANCE			2	100%	2
AMERICAN MOLECULAR LABORATORIES			2	100%	2
PARKRIDGE MEDICAL CENTER			2	100%	2
Camellia Gardens		2			2
JRS LABORATORY			2	100%	2
PALM COAST DIALYSIS		2			2
CHI MEMORIAL PRIMARY CARE ASSOCIATES-A		2			2
VAULT MEDICAL SERVICES		1	1	50%	2
RHODE ISLAND DEPARTMENT OF HEALTH LABORATORIES			2	100%	2
WISCONSIN STATE LABORATORY OF HYGIENE		1	1	50%	2
CVS TN5694POCT SODDY DAISY		2			2
PRECISION CLINICAL RESEARCH			2	100%	2
NEMOURS CHILDRENS HORIZON WEST			2	100%	2
GILA REGIONAL MEDICAL CENTER		2			2
VA Boston HCS-West Roxbury Division		1	1	50%	2
MAYO CLINIC GROUP PRACTICE LABORATORY			2	100%	2
BLUEWATER TOXICOLOGY			2	100%	2
TENNESSEE DEPARTMENT OF HEALTH (TDH) - REGIONAL LABORATORY			2	100%	2
SPARTANBURG REGIONAL MEDICAL CENTER			2	100%	2
VA Greater LA HCS-Santa Maria OPC			2	100%	2
MEDEXPRESS URGENT CARE, MOSSIDE		2			2
ATLAS GENOMICS			2	100%	2
RICHICHI FAMILY HEALTH			2	100%	2
Mayaguez Outpatient Clinic		2			2
MARTINSBURG VAMC		2			2

COVID-19: testing by laboratory

Data through Apr 30, 2021 verified as of May 1, 2021 at 09:25 AM

Data in this report are provisional and subject to change.

The numbers in the table below represent the number of Florida and non-Florida residents for whom test results were received by the Department of Health. A person can be tested by more than one laboratory and can have both positive and negative results. **Therefore, the sum of the numbers in each column will be larger than the total number of people tested.**

Reporting lab	Inconclusive	Negative	Positive	Percent positive	Total
LONG, SARAH		1	1	50%	2
Walgreens #12427		1	1	50%	2
CVS MINUTE CLINIC #5836		2			2
CVS MA41POCT TAUNTON		2			2
DOCTORS MEDICAL CTR OF WALTON COUNTY			2	100%	2
THE RIM URGENT CARE			2	100%	2
LOWELL GENERAL HOSPITAL			2	100%	2
Kroger 127 - The Little Clinic Lakewood-Alameda		2			2
Waycross Health and Rehabilitation		2			2
MELBOURNE URGENT CARE			2	100%	2
LABTOX LABORATORIES			2	100%	2
Eugene J. Towbin Healthcare Center		2			2
BAPTIST HOSPITAL PRIMARY CARE GULF BREEZE			2	100%	2
CVS OH3980POCT KENT		2			2
Alden Terrace of McHenry			2	100%	2
GREEN POINT RX INC DBA ALTRU CHEMISTS		2			2
SOUTHEAST GEORGIA HEALTH SYSTEM			2	100%	2
LIBERTY HEALTH CENTER			2	100%	2
RIVERVIEW MEDICAL CLINIC		2			2
NORTHWEST MEDICAL CENTER LABORATORY		2			2
ESCANDON DIAGNOSTIC CLINIC			2	100%	2
ORCHARD LABORATORIES			2	100%	2
STUART SURGERY CENTER, LLC			2	100%	2
TALLAHASSEE MEMORIAL HEALTHCARE FAMILY MED RESIDENCY			2	100%	2
GULFCOAST JEWISH FAMILY			2	100%	2
UNITED MEMORIAL MEDICAL CENTER			2	100%	2
NORTH MCALLEN PEDIATRIC CENTER			2	100%	2
INTEGRATED REGIONAL LABS			2	100%	2
ASPIRUS RIVERVIEW HOSPITAL & CLINICS INC		1	1	50%	2
AUSTIN REGIONAL CLINIC MICROBIOLOGY LAB			2	100%	2
MEDERI CARETENDERS		1	1	50%	2
SENTARA NORFOLK GENERAL HOSPITAL			2	100%	2
LIFESPRING COMMUNITY HEALTH		2			2
VIBRA HEALTH LABORATORY			2	100%	2
Providence VAMC		2			2
MEDICAL ASSOCIATES OF BREVARD DR S VYAS			2	100%	2
AFC PHYSICIANS OF FLORIDA, PA			2	100%	2
Eagle Health and Rehabilitation		2			2
Workmens Circle Multicare Center		2			2
CARENOW LENEXA			2	100%	2
Kroger 101 - The Little Clinic Hill Top		2			2
The Suites at Western Home Communities		2			2
NIAGARA APOTHECARY INC		2			2
HEARTLAND REGIONAL MEDICAL CENTER		1	1	50%	2
BUCKINGHAM PAVILION INC		2			2
AYASS BIOSCIENCE LLC			2	100%	2
HAPPY KIDZ PEDIATRICS PL		1	1	50%	2

COVID-19: testing by laboratory

Data through Apr 30, 2021 verified as of May 1, 2021 at 09:25 AM

Data in this report are provisional and subject to change.

The numbers in the table below represent the number of Florida and non-Florida residents for whom test results were received by the Department of Health. A person can be tested by more than one laboratory and can have both positive and negative results. **Therefore, the sum of the numbers in each column will be larger than the total number of people tested.**

Reporting lab	Inconclusive	Negative	Positive	Percent positive	Total
Absolut Care at Three Rivers		2			2
SPECTRUM HEALTH			2	100%	2
SUMMERFIELD RETIREMENT LIVING, INC			2	100%	2
VALLEY MEDICAL LABORATORY			2	100%	2
OELWEIN HEALTH CARE CENTER		2			2
DIVERSE MEDICAL CARE LLC			2	100%	2
Beth Sholom Home of Eastern Virginia		1	1	50%	2
WHITESANDS OUTPATIENT TREATMENT		2			2
Kroger 477 - The Little Clinic Fort Mitchell		2			2
MEDEXPRESS URGENT CARE - MARTINSVILLE		2			2
RIDGEFIELD PEDIATRIC ASSOCIATES		2			2
Mount Olivet Careview Home		2			2
MOSAIC MEDICAL CENTER MARYVILLE			2	100%	2
OMEGA RESEARCH CONSULTANTS			2	100%	2
NEW DISCOVERY BIOLOGICS, LLC		1	1	50%	2
JULIE STAATS DO		2			2
EVERYBODY'S FAMILY CLINIC		2			2
FHCP ASC - ORANGE CITY			2	100%	2
KAISER SUNNYSIDE MEDICAL CTR LAB		2			2
CVS MA2125POCT NATICK		1	1	50%	2
UNIVERSTIY OF ILLINOIS HOSPITAL			2	100%	2
INN AT LAPOSADA,THE			2	100%	2
OUR LADY OF THE LAKE REGIONAL MEDICAL CENTER			2	100%	2
NEWTON MEMORIAL HOSPITAL		2			2
ADVANCED FOOT AND ANKLE OF INDIAN RIVER		2			2
Warren Center for Rehabilitation and Nursing		2			2
NORTH DAKOTA VETERANS HOME		2			2
NYUMC CLINICAL LABORATORIES			2	100%	2
Sanford Health & Rehabilitation			2	100%	2
WAYNE MEMORIAL HOSPITAL		2			2
TGH Brandon Healthplex Laboratory			2	100%	2
HARTFORD HEALTH CARE & REHABILITATION			2	100%	2
BUFFALO CROSSINGS HEALTHCARE AND REHABILITATION CENTER			2	100%	2
DOWN HOME MEDICAL			2	100%	2
FLORIDA CLINICAL LABORATORY INC			2	100%	2
HPH HOME CARE		1	1	50%	2
MD NOW URGENT CARE CENTER INC.			2	100%	2
WillowBrooke Court at Southampton Estates		2			2
THE FOUNTAIN AT BOCA CIEGA BAY		2			2
INTERMOUNTAIN MEDICAL CENTER			2	100%	2
TMH PHYSICIAN PARTNERS MONTICELLO		1	1	50%	2
Chatham Nursing and Rehab Center		2			2
The Palms Nursing and Rehabilitation		1	1	50%	2
SOUTHERN BREEZE HEALTHCARE		1	1	50%	2
SOUTHERN TENNESSEE MEDICAL CENTER			2	100%	2
COX HEALTH SOUTH LAB		1	1	50%	2
SIGNAL DIAGNOSTICS DBA FLOWHEALTH LABS			2	100%	2

COVID-19: testing by laboratory

Data through Apr 30, 2021 verified as of May 1, 2021 at 09:25 AM

Data in this report are provisional and subject to change.

The numbers in the table below represent the number of Florida and non-Florida residents for whom test results were received by the Department of Health. A person can be tested by more than one laboratory and can have both positive and negative results. **Therefore, the sum of the numbers in each column will be larger than the total number of people tested.**

Reporting lab	Inconclusive	Negative	Positive	Percent positive	Total
Providence of Sparta Health and Rehabilitation		2			2
ATVIVO LLC		2			2
METROHEALTH SYSTEM			2	100%	2
ALBUQUERQUE - AMG SPECIALTY HOSPITAL		2			2
MIDWAY PRIMARY CARE LLC		2			2
WATERS PEDIATRIC CENTER			2	100%	2
Aurora CBOC			2	100%	2
ROCKEFELLER UNIVERSITY CLINICAL GENOMICS LABORATOR		2			2
MINERS COLFAX MEDICAL CENTER		2			2
NATIONWIDE LABORATORY SERVICES		1	1	50%	2
Kroger 739 - The Little Clinic La Grange Road		2			2
RAPID MEDLAB (002MO)		2			2
PREVENTIVE HEALTH PARTNERS I L S C		2			2
PHOEBE BERKS HEALTH CARE CENTER		2			2
BRENTWOOD AT FORE RANCH			2	100%	2
PROFESSIONAL DIALYSIS CENTER			2	100%	2
NEW YORK CITY DEPARTMENT OF HEALTH			2	100%	2
BAPTIST HOSPITAL LABORATORY			2	100%	2
JASPER MEMORIAL HOSPITAL		1	1	50%	2
CARBON HEALTH			2	100%	2
DUBOIS CONTINUUM OF CARE COMMUNITY INC		2			2
MEDEXPRESS URGENT CARE - MYLAN			2	100%	2
CVS MA1877POCT NORTON		2			2
TEQUESTA FAMILY MEDICAL CENTER LLC			2	100%	2
INTEAM HEALTH, INC.			2	100%	2
EXCEPTIONAL EMERGENCY CENTER - AMARILLO			2	100%	2
Elba Nursing and Rehabilitation Center, LLC		2			2
PRESTIGE EMERGENCY ROOM LLC			2	100%	2
CVS NC2559POCT CHARLOTTE		2			2
Sevierville Health and Rehabilitation		2			2
ATLANTIC DIAGNOSTICS			2	100%	2
MEDEXPRESS URGENT CARE - LINCOLN N 26T		2			2
Kroger 400 - The Little Clinic Hartley Bridge Rd		1	1	50%	2
COUNTRY COTTAGE		2			2
LACORP		1	1	50%	2
LAREDO EMERGENCY ROOM			2	100%	2
LAKE SUCCESS EXTENDED CARE		2			2
MEDEXPRESS URGENT CARE - LINCOLN		2			2
HEALTH NETWORK			2	100%	2
CVS IN6559POCT AVON		2			2
NORTHSIDE FAMILY MEDICINE AND URGENT CARE (HOLLY SPRINGS)		2			2
PALMETTO FAMILY HEALTH CENTER			2	100%	2
UHEALTH CARDIOLOGY			2	100%	2
MAIN STREET MEDICAL CENTERS		2			2
441 URGENT CARE-MULBERRY			2	100%	2
GOUVERNEUR HOSPITAL LABORATORY		2			2
UNIVERSITY OF MISSOURI HEALTH CARE			2	100%	2

COVID-19: testing by laboratory

Data through Apr 30, 2021 verified as of May 1, 2021 at 09:25 AM

Data in this report are provisional and subject to change.

The numbers in the table below represent the number of Florida and non-Florida residents for whom test results were received by the Department of Health. A person can be tested by more than one laboratory and can have both positive and negative results. **Therefore, the sum of the numbers in each column will be larger than the total number of people tested.**

Reporting lab	Inconclusive	Negative	Positive	Percent positive	Total
The Laurels of Hendersonville		2			2
W.G. (Bill) Hefner VAMC		2			2
BAYLOR SCOTT & WHITE COMPREHENSIVE WOUND			2	100%	2
VISITING PHYSICIANS OF THE TREASURE COAST LLC			2	100%	2
MEASE MANOR MEMORY CARE		2			2
COOL KIDZ PEDIATRICS			2	100%	2
Bedford Care Center of Hattiesburg		2			2
DELTONA VA CBOC		2			2
AHC PARIS		2			2
CRUC CMCH-COVID-19		2			2
DOCTORS CARE - AIKEN MALL			2	100%	2
OAKBRIDGE TERRACE AT SAE			2	100%	2
JUPITER PEDIATRIC ASSOCIATES, PA		1	1	50%	2
Walgreens #7156			2	100%	2
Luther Acres Manor		2			2
PBSO HEALTH AND WELLNESS CENTER			2	100%	2
YOUTH AND YOU, INC		2			2
LABCORP OF AMERICA HOLDINGS		1	1	50%	2
PT&J REHAB LLC		1	1	50%	2
JUST BELIEVE RECOVERY CENTER			2	100%	2
DUKE HEALTH REGIONAL HOSPITAL			2	100%	2
GREEN RIVER MEDICAL CENTER			2	100%	2
BFT LAB			2	100%	2
MAGNOLIA MANOR OF COLUMBUS		2			2
Cottage of the Shoals		2			2
Walgreens #5065		2			2
MEDICAL ASSOCIATES OF BREVARD LLC		1	1	50%	2
UNIVERSITY COMMUNITY HEALTH SERVICES		1	1	50%	2
PM PEDIATRICS OF BAYSIDE PLLC - BELLER		2			2
THE EDGEWATER AND WATERMAN VILLAGE			2	100%	2
WESTMINSTER SUNCOAST			2	100%	2
A G RHODES HOME AT WESLEY WOODS		2			2
WELLNESS MEDICAL CLINIC			2	100%	2
Pinnacle Assisted Living			2	100%	2
SENECA HEALTH CARE CENTER		2			2
SOUTHERN SPRINGS HEALTH CARE		2			2
CVS MO5724POCT KANSAS CITY		2			2
BAYCARE OUTREACH LAB			2	100%	2
ManorCare Rehab Center of Marietta		2			2
COLONIAL VILLA GOOD SAMARITAN CENTER		2			2
Durham VAMC		2			2
CVS MA1094POCT GREENFIELD		2			2
ST JOSEPH'S HOSPITAL INC			2	100%	2
ON-SITE MEDICAL SOLUTIONS		2			2
MINUTECLINIC DIAG OF IND, LLC #4368		2			2
Macon Valley Nursing and Rehabilitation Center		2			2
GRACE HEALTHCARE OF LAKE WALES		1	1	50%	2

COVID-19: testing by laboratory

Data through Apr 30, 2021 verified as of May 1, 2021 at 09:25 AM

Data in this report are provisional and subject to change.

The numbers in the table below represent the number of Florida and non-Florida residents for whom test results were received by the Department of Health. A person can be tested by more than one laboratory and can have both positive and negative results. **Therefore, the sum of the numbers in each column will be larger than the total number of people tested.**

Reporting lab	Inconclusive	Negative	Positive	Percent positive	Total
DIAGNOSTIC AFFILIATES			2	100%	2
UNIVERSITY OF MIAMI SCCC RESEARCH LABORATORY			2	100%	2
INTERNAL MEDICINE OF SOUTHWEST FLORIDA			2	100%	2
JMC TALLAHASSEE, LLC			2	100%	2
ST. MARY'S MEDICAL CENTER EVANSVILLE, INC			2	100%	2
Cortland Acres Association		2			2
DEKALB MEDICAL CENTER LABORATORY			2	100%	2
CENTRAL ARKANSAS VETERANS HEALTHCARE SYSTEM - VETERANS AFFAIRS			2	100%	2
MEDICAL CENTER LABORATORY			2	100%	2
GRANDVIEW COLLEGE STUDENT HEALTH CENTE	2				2
JORDAN VALLEY MEDICAL CENTER			2	100%	2
AGILE URGENT CARE			2	100%	2
CHILDREN'S MEDICAL CENTER-EAST ORLANDO			2	100%	2
PALOS COMMUNITY HOSPTAL LABORATORY			2	100%	2
FALMOUTH HOSPITAL	1		1	50%	2
WEAKLEY COUNTY REHAB AND NURSING CENTER	2				2
RAPID URGENT CARE - ALBANY			2	100%	2
LAKEVIEW HEALTH CARE SYSTEM LLC			2	100%	2
WILSON MEMORIAL HOSPITAL			2	100%	2
CVS OH4327POCT PAINESVILLE	2				2
Kroger 409 - The Little Clinic Hebron Marketplace	1		1	50%	2
HOUSTON HEALTH DEPARTMENT - BUREAU OF LABORATORY SERVICES			2	100%	2
SHEPHERD CENTER CLINICAL LABORATORY	2				2
Smoky Mountain Nursing and Rehabilitation Center	2				2
VALLEY BAPTIST MEDICAL CENTER: BROWNSVILLE			2	100%	2
REELFOOT FAMILY WALK IN CLINIC - TIPT	2				2
Guilford Health Care Center	2				2
Highland Ave. Eye Clinic	2				2
FLORIDA DEPARTMENT OF HEALTH PINELLAS COUNTY-			2	100%	2
TEXAS REGIONAL ASTHMA & ALLERGY CENTER			2	100%	2
ADVENTIST HINSDALE HOSPITAL LABORATORY			2	100%	2
PHYSICIANS ASSOCIATES PA			2	100%	2
BIONIC TECHNOLOGIES CORPORATION			2	100%	2
KIDS CORNER PEDIATRICS PLLC	1		1	50%	2
YOUR DOCTOR'S OFFICE	1		1	50%	2
MEMORIAL HOSPITAL OF CARBONDALE			2	100%	2
ELITE MEDICAL LABORATORY SOLUTIONS LLC			2	100%	2
MEDEXPRESS URGENT CARE - WOODBURY			2	100%	2
CVS TX7603POCT SAGINAW	2				2
STARR CITY OF ROMA COMMUNITY CENTER			2	100%	2
MERCY HEALTH LAB	1		1	50%	2
LAWRENCE GENERAL HOSPITAL			2	100%	2
EXPRESS CARE OF THE SHOALS	1		1	50%	2
CAREWELL JW - WORCESTER LNC			2	100%	2
NOSE AND SINUS INSTITUTE OF BOCA RATON	1		1	50%	2
ROYAL PALM PEDIATRICS			2	100%	2
GIGI WOOD DAVIS DO-FAMILY MEDICINE	2				2

COVID-19: testing by laboratory

Data through Apr 30, 2021 verified as of May 1, 2021 at 09:25 AM

Data in this report are provisional and subject to change.

The numbers in the table below represent the number of Florida and non-Florida residents for whom test results were received by the Department of Health. A person can be tested by more than one laboratory and can have both positive and negative results. **Therefore, the sum of the numbers in each column will be larger than the total number of people tested.**

Reporting lab	Inconclusive	Negative	Positive	Percent positive	Total
STARR COUNTY MEMORIAL HOSPITAL			2	100%	2
NEVADA DEPARTMENT OF HEALTH AND HUMAN SERVICES			2	100%	2
THOMASVILLE REGIONAL MEDICAL CENTER		2			2
Kroger 441 - The Little Clinic Middletown		2			2
PM PEDIATRICS OF BAYSIDE PLLC - HOPEWELL JUNCTION		2			2
CVS NV5286POCT HENDERSON		2			2
A+ URGENT/PRIMARY CARE			2	100%	2
CPL LABS			2	100%	2
AMICUS MEDICAL CENTER LLC			2	100%	2
BROOKS -TLC HOSPITAL SYSTEM			2	100%	2
WALGREENS #15495		1	1	50%	2
Wetumpka Health and Rehab, LLC		2			2
LIFT HEALTH		2			2
MIDDLE TENN MENTAL HEALTH INSTITUTE		2			2
DELAWARE DIAGNOSTICS LABS			2	100%	2
Van Wert Manor		2			2
Imboden Creek Living Center		2			2
MOUNT ST MARYS HOSPITAL OF NIAGARA FALLS		1	1	50%	2
SUNCOAST BLOOD BANK			2	100%	2
MEMORIAL HEALTH SYSTEM		1	1	50%	2
LIFEGUARD AMBULANCE SERVICES LLC, TEXAS- SAN			2	100%	2
HIGHLAND PARK LAKEWOOD PRESTON HOLLOW			2	100%	2
ABSOLUTE QUICK CARE		1	1	50%	2
New Jersey Aim At Smg		2			2
CVS MA937POCT CARVER		2			2
Fairlane Gardens Nursing and Rehab at Reading		2			2
MEDEXPRESS URGENT CARE-MT PLEASANT		1	1	50%	2
ABRAKIDABRA PEDIATRIC CLINIC LLC			2	100%	2
MAINE CENTER FOR DISEASE CONTROL AND PREVENTION			2	100%	2
BAYCARE LABORATORIES			2	100%	2
Fox Subacute at Warrington		2			2
BIRMINGHAM INTERNAL MEDICINE ASSOCIATE		1	1	50%	2
HEALTHCARE NETWORK			2	100%	2
CARTER BLOOD CARE			2	100%	2
AdventHealth Care Center Orlando North			2	100%	2
BOCA RATON REGIONAL HOSPITAL INC			2	100%	2
SENDER RETREAT ADULT DAY CARE CENTERS			2	100%	2
SIMMONS			2	100%	2
CVS MA2600POCT WEYMOUTH		1	1	50%	2
PHYSICIANS PREMIER			2	100%	2
JFK MEDICAL CENTER LABORATORY DEPT		2			2
CAROLINAS HEALTHCARE SYSTEM LAB			2	100%	2
REHOBOTH MCKINLEY CHRISTIAN HOSPITAL		2			2
DESERT HOSPITAL/CPHU CLINICAL LABORATORY			2	100%	2
CVS MD1490POCT GAITHERSBURG		2			2
MY PHARMACY			2	100%	2
CVS OH5457POCT POWELL		2			2

COVID-19: testing by laboratory

Data through Apr 30, 2021 verified as of May 1, 2021 at 09:25 AM

Data in this report are provisional and subject to change.

The numbers in the table below represent the number of Florida and non-Florida residents for whom test results were received by the Department of Health. A person can be tested by more than one laboratory and can have both positive and negative results. **Therefore, the sum of the numbers in each column will be larger than the total number of people tested.**

Reporting lab	Inconclusive	Negative	Positive	Percent positive	Total
ROYAL CARE MEDICAL CENTER			2	100%	2
UPS			2	100%	2
MONICE DR.			2	100%	2
Kroger 777 - The Little Clinic Shelbyville		1	1	50%	2
STUDENT HEALTH SERVICES			2	100%	2
INTEGRITY CLINICAL RESEARCH CENTER INC		1	1	50%	2
PALM MEDICAL CENTER - PLANT CITY☐		2			2
BAPTIST HOSPITAL INTERNAL MEDICINE GULF BREEZE			2	100%	2
ASSOCIATES IN UROGYNECOLOGY MD LLC		2			2
Northpoint Lexington Healthcare		1	1	50%	2
PANCARE HEALTH - SNEADS ELEMENTARY			2	100%	2
ADVOCATE SHERMAN HOSPITAL			2	100%	2
SPRING HILL REGIONAL HOSPITAL			2	100%	2
STATE OF FLORIDA			2	100%	2
OSF ST JOSEPH MEDICAL CENTER			2	100%	2
PATIENT FIRST			2	100%	2
MEMORIAL SLOAN KETTERING CANCER CENTER		1	1	50%	2
WOODHILLS LABS			2	100%	2
CVS LA1116POCT BATON ROUGE		1	1	50%	2
MY INSTADOC - HOWELL URGENT CARE		2			2
VANAYER HEALTHCARE AND REHAB CENTER		2			2
POMONA VALLEY COMMUNITY HOSPITAL			2	100%	2
Walgreens #19019		2			2
MID AMERICA CLINICAL LABS			2	100%	2
ASCENSION ST VINCENT'S RIVERSIDE			2	100%	2
SOUTH HILLSBOROUGH CBOC			2	100%	2
UNIVERSITY OF TEXAS AT EL PASO, THE			2	100%	2
Kroger 550 - The Little Clinic Bellevue		2			2
PALM BAY COMMUNITY OUTPATIENT CLINIC		2			2
WEST BOCA MEDICAL CENTER			2	100%	2
DALLAS VA MEDICAL CENTER - VA NORTH TEXAS HEALTH CARE SYSTEM			2	100%	2
SARASOTA MEMORIAL MEDICAL URGENT CARE CENTER			2	100%	2
HAMILTON CHD		2			2
VETERANS AFFAIRS MEDICAL CENTER - GREATER LOS ANGELES			2	100%	2
MD NOW URGENT CARE MEDICAL CENTERS INC			2	100%	2
BLACKBAG DIGITAL HEALTH LLC		2			2
WyndRidge Health & Rehabilition		2			2
CVS AZ5892POCT LAVEEN		2			2
EASTERN NIAGARA HOSPITAL		2			2
DESERT SPRINGS HOSPITAL			2	100%	2
CITY OF NEW YORK DEPARTMENT OF HEALTH			2	100%	2
FRASER MEMORIAL HOSPITAL		1	1	50%	2
URGENT CARE AND SURGERY CENTER			2	100%	2
LEESBURG DIALYSIS CENTER		1	1	50%	2
PALMS OF FT MYERS,THE			2	100%	2
MEDEXPRESS URGENT CARE - BROOKHAVEN		2			2
OHSU LABORATORY SERVICES		2			2

COVID-19: testing by laboratory

Data through Apr 30, 2021 verified as of May 1, 2021 at 09:25 AM

Data in this report are provisional and subject to change.

The numbers in the table below represent the number of Florida and non-Florida residents for whom test results were received by the Department of Health. A person can be tested by more than one laboratory and can have both positive and negative results. **Therefore, the sum of the numbers in each column will be larger than the total number of people tested.**

Reporting lab	Inconclusive	Negative	Positive	Percent positive	Total
CROSSROADS			2	100%	2
CLEAR LAKE REGIONAL MEDICAL CENTER			2	100%	2
OAKMONT WEST- GREENVILLE SC		2			2
Covington Care Nursing and Rehabilitation		2			2
MERCY CONVENIENT CARE			2	100%	2
DNA DIAGNOSTICS CENTER		2			2
MEDEXPRESS URGENT CARE - ST CLAIR, CLOVER DR.		1	1	50%	2
CHRISTIAN REST HOME ASSOC		2			2
SYNEOS HEALTH			2	100%	2
ADVANTA ANALYTICAL LABORATORIES			2	100%	2
ENCOMPASS HEALTH HOME HEALTH		1	1	50%	2
ADERHOLT MEDICAL, LLC		2			2
HEAD 2 TOE PEDIATRICS, PLLC		1	1	50%	2
GASTROENTEROLOGY ASSOCIATES			2	100%	2
CVS IN6555POCT BROWNSBURG		2			2
PUTNAM COUNTY PUBLIC HEALTH UNIT		2			2
CONWAY MEDICAL CENTER			2	100%	2
GALEN BAYLOR EXTENSION		2			2
FLAGLER HOME CARE			2	100%	2
MEDEXPRESS URGENT CARE - OMAHA N 72 ST		2			2
PEACE RIVER CENTER CRISIS STABLILIZATION UNIT		1	1	50%	2
PPD CLINICAL RESEARCH UNIT			2	100%	2
MILFORD REGIONAL HOSPITAL			2	100%	2
MORRISTOWN MEMORIAL HOSPITAL		2			2
IRA FIALKO DO			2	100%	2
Kroger 619 - The Little Clinic Hendersonville Indian Lake		2			2
GENETIC ASSAYS INC			2	100%	2
Walgreens #9278		2			2
MIDWAY SPECIALTY CARE CENTER INC		2			2
FLORIDA MEDICAL CLINIC IM LUTz			2	100%	2
ST VINCENT'S AMBULATORY CARE INC			2	100%	2
EXPRESS CARE OF LEESBURG			2	100%	2
WEST FLORIDA MEDICAL ASSOCIATES, PA			2	100%	2
MCLAREN REGIONAL MEDICAL CENTER			2	100%	2
UNM SANDOVAL REGIONAL MEDICAL CENTER		2			2
COBLESKILL REGIONAL HOSPITAL		2			2
LAB CORP OF AMER SAN DIEGO			2	100%	2
PORTAGE MEDICAL CENTER			2	100%	2
CVS CA8882POCT SAN CLEMENTE		2			2
ORLANDO HEALTH MEDICAL GROUP		1	1	50%	2
NAVAL BRANCH MEDICAL CLINIC			2	100%	2
CHARLOTTE COUNTY HEALTH DEPARTMENT			2	100%	2
CONCENTRA - PLANT CITY		2			2
CVS NV5942POCT LAS VEGAS		2			2
FKC AMELIA ISLAND DIALYSIS			2	100%	2
ABILITY DIAGNOSTICS LLC			2	100%	2
EASTERN NEW MEXICO UNIVERSITY STUDENT		2			2

COVID-19: testing by laboratory

Data through Apr 30, 2021 verified as of May 1, 2021 at 09:25 AM

Data in this report are provisional and subject to change.

The numbers in the table below represent the number of Florida and non-Florida residents for whom test results were received by the Department of Health. A person can be tested by more than one laboratory and can have both positive and negative results. **Therefore, the sum of the numbers in each column will be larger than the total number of people tested.**

Reporting lab	Inconclusive	Negative	Positive	Percent positive	Total
PRONTO URGENT CARE			2	100%	2
CDK LIBERTY ENTERPRISES, LLC		2			2
ST. VINCENT HOSPITAL			2	100%	2
FLAGLER PROFESSIONAL HEALTH CAE SERVICES INC		2			2
BAYCARE OUTREACH LAB WH SOUTH			2	100%	2
VA WNYHCS - Buffalo Division		1	1	50%	2
MEDEXPRESS URGENT CARE - ROSS TOWNSHIP		2			2
Cooperstown Center for Nursing and Rehabillitation		2			2
SPRINGS MEDICAL LAB		1	1	50%	2
Holiday Retirement Home			2	100%	2
DIGESTIVE DISEASE CARE PC		2			2
IN AND OUT URGENT CARE			2	100%	2
SOUTHEASTERN INSTITUTE OF RESTORATIVE MEDICINE		1	1	50%	2
LP Marietta II, LLC		2			2
FLORIDA COMMUNITY HEALTH CENTERS, INC.			2	100%	2
CARTERSVILLE URGENT CARE		1	1	50%	2
NORTH MANATEE HEALTH CARE CENTER			2	100%	2
SANFORD REGIONAL HOSPITAL WORTHINGTON		2			2
NORTH SHORE HEMATOLOGY-ONCOLOGY ASSOCIATES		2			2
Colonial Manor Nursing and Rehabilitation Center		2			2
ULTIMATE KIDNEY CARE			2	100%	2
DEER'S HEAD CENTER		2			2
Parkridge Specialty Care		2			2
SELECT MEDICAL CLINIC			2	100%	2
CVS CA8861POCT BUENA PARK		2			2
JOHNSON CITY MEDICAL CENTER		1	1	50%	2
Kroger 667 - The Little Clinic Litchfield Park		2			2
UNIVERSITY HOSPITAL OF BROOKLYN		2			2
AMERICAN MEDICAL LABORATORIES			2	100%	2
PRIMARY CARE SERVICES AT EDGEWATER		2			2
MEDEXPRESS URGENT CARE - NUTLEY		2			2
WELLSTAR SPALDING REGIONAL MEDICAL CENTER		2			2
BIOMAT USA			2	100%	2
NATHAN LITTAUER HOSPITAL LAB		2			2
SACRED HEART HOSPITAL ON THE EMERALD			2	100%	2
Village Green Health & Rehabilitation		2			2
BAYLOR COLLEGE OF MEDICINE			2	100%	2
Kroger 426 - The Little Clinic Suwanee		2			2
RAPID RESULT CORP LLC		1	1	50%	2
FLORIDA SOUTHERN COLLEGE		1	1	50%	2
TLC MEDICAL			2	100%	2
Green Mountain Nursing and Rehabilitation		2			2
PUBLIX PHARMACY #1092		2			2
FALCON HEALTH CENTER			2	100%	2
SCDHEC BUREAU OF LABORATORIES			2	100%	2
TRINITAS REGIONAL MEDICAL CENTER		1	1	50%	2
CVS PHARMACY INC DBA CVS/PHARMACY # 10600		2			2

COVID-19: testing by laboratory

Data through Apr 30, 2021 verified as of May 1, 2021 at 09:25 AM

Data in this report are provisional and subject to change.

The numbers in the table below represent the number of Florida and non-Florida residents for whom test results were received by the Department of Health. A person can be tested by more than one laboratory and can have both positive and negative results. **Therefore, the sum of the numbers in each column will be larger than the total number of people tested.**

Reporting lab	Inconclusive	Negative	Positive	Percent positive	Total
CARESPOT URGENT CARE		1	1	50%	2
CORNELIA REDDY URGENT CARE		2			2
SWEETWATER NURSING CENTER		2			2
GREEN BAY BLIZZARD OFFICE		2			2
Beecher Manor Nursing and Rehabilitation Center		2			2
MAYO CLINIC COUMADIN CLINIC LABORATORY		1	1	50%	2
CVS OH6185POCT PICKERINGTON		2			2
QUALITY URGENT CARE CENTER		1	1	50%	2
ROBERTS WESLEYAN COLLEGE HEALTH CENTE		2			2
WARE EXPRESS CARE			2	100%	2
RUST MEDICAL CENTER		2			2
ADVENT HEALTH CENTRAL TEXAS		1	1	50%	2
CORTLAND PARK REHABILITATION AND NURSING CENTER		1	1	50%	2
INNOVATIVE CARE II LLC			2	100%	2
DELRAY BEACH HEALTH CENTER			2	100%	2
MANASOTA PEDIATRICS			2	100%	2
ROUTE 16 PHARMACY LLC DBA HOLLAND PHAR		2			2
SAWGRASS PEDIATRIC PARTNERS LLC			2	100%	2
ROYAL OAK MEDICAL CENTER LLC DBA CHARACTER FAMILY			2	100%	2
PEACEHEALTH CENTRAL		2			2
MATHER HOSPITAL			2	100%	2
Mountainview Nursing Home		2			2
FRESENIUS KIDNEY CARE SOUTH ST PETERSBURG			2	100%	2
MIDLAND MEMORIAL HOSPITAL			2	100%	2
SIGNATURE CARE LEWISVILLE-EMERGENCY CENTER		1	1	50%	2
ARLINGTON DIALYSIS CENTER LLC		2			2
Sky View Rehabilitation and Health Care Center		2			2
METHODIST HEALTHCARE - MEMPHIS HOSP		2			2
RM PHARMACY SERVICES INC		1	1	50%	2
Essex Center for Rehabilitation and Healthcare		2			2
BMC/JACSONVILLE		1	1	50%	2
POINT OF CARE PRIVATE HEALTH MANAGEMENT			2	100%	2
SCHEURER HOSPITAL		2			2
ALLSTATE HEALTH SERVICES, INC		2			2
AMEDISYS HOME HEALTH OF GREENVILLE			2	100%	2
ONTARIO COUNTY PUBLIC HEALTH		2			2
First Care Living Center/Essentia Health			2	100%	2
WillowBrooke Court at Westminster Village		2			2
Kroger 853 - The Little Clinic East Broad Street		2			2
COLONIAL HEALTH CARE		1	1	50%	2
PEACE RIVER MEDICAL CENTER		2			2
POPLAR HEALTHCARE			2	100%	2
THE HOSPITAL OF PROVIDENCE EMERGENCY ROOM			2	100%	2
GOLDSTEIN			2	100%	2
STATCARE URGENT AND WALK-IN			2	100%	2
Tuscola County Medical Care Community		2			2
Kroger 596 - The Little Clinic Brentwood		2			2

COVID-19: testing by laboratory

Data through Apr 30, 2021 verified as of May 1, 2021 at 09:25 AM

Data in this report are provisional and subject to change.

The numbers in the table below represent the number of Florida and non-Florida residents for whom test results were received by the Department of Health. A person can be tested by more than one laboratory and can have both positive and negative results. **Therefore, the sum of the numbers in each column will be larger than the total number of people tested.**

Reporting lab	Inconclusive	Negative	Positive	Percent positive	Total
Henry County Health and Rehabilitation		2			2
MOBILE HEALTH LABS LLC			2	100%	2
ERGENT MED SAINT SIMONS			2	100%	2
WALGREENS #13605		2			2
Kroger 412 - The Little Clinic Oxford		2			2
VOLUNTEERS OF AMERICA OF FLORIDA			2	100%	2
CVS MA38POCT CHARLTON		2			2
TEXAS HEALTH CARE			2	100%	2
Parkwood in the Pines		2			2
BELLIN HOSPITAL			2	100%	2
ILLINOIS DEPT OF PUBLIC HEALTH LABS			2	100%	2
Manor At Perrysburg		2			2
ASCENSION ST MICHAEL'S HOSPITAL LAB		1	1	50%	2
Piney Grove Nursing and Rehabilitation Center		2			2
Oakmont of Katy Nursing and Rehabilitation		2			2
JERSEY IRISH MEDICAL		2			2
CLEMENT J ZABLOCKI VAMC		2			2
Garden Isle Healthcare and Rehabilitation Center		2			2
Robert Cranfield			2	100%	2
DIAGNOSTIC CLINIC MEDICAL GROUP INC		2			2
ADVENTHEALTH CENTRA CARE POINCIANA			2	100%	2
HELEN HAYES HOSPITAL LABORATORY		2			2
HANOVER ENDOSCOPY CENTER		2			2
Jersey City Medical Center		2			2
FLORIDA DEPARTMENT OF HEALTH IN LEE COUNTY		1	1	50%	2
MIDDLEBURG PEDIATRICS			2	100%	2
RIVER CITY MEDICAL ASSOCIATES, INC			2	100%	2
MEDEXPRESS URGENT CARE, MILLCREEK		2			2
SUMMIT CLINICAL LABORATORIES LLC			2	100%	2
DALLAS MEDICAL CENTER			2	100%	2
PALM WEST INTERNIST PA			2	100%	2
FLORIDA DEPARTMENT OF HEALTH IN ESCAMBIA COUNTY		1	1	50%	2
Manorcare Health Services West Reading North		2			2
CARINGPLUS HOMECARE LLC		1	1	50%	2
BERGEN COUNTY SURGICAL AND ENDOSCOPY CENTER		2			2
Iron County Medical Care Facility		2			2
SPRINGFIELD HOSPITAL LABORATORY			2	100%	2
CIRRUS DX			2	100%	2
UT AUSTIN UNIVERSITY HEALTH SERVICES			2	100%	2
Kroger 407 - The Little Clinic Lexington		1	1	50%	2
ENVOY OF FORK UNION, LLC DBA ENVOY AT THE VILLAGE		2			2
STOP URGENT CARE			2	100%	2
AEGIS MEDICAL GROUP LLC			2	100%	2
MEDAILLE COLLEGE WELLNESS CENTER		2			2
PLAINS REGIONAL MEDICAL CENTER		2			2
Q ALL CARE MEDICAL PC		2			2
QUENTIN N BURDICK MEMORIAL HEALTH CARE		2			2

COVID-19: testing by laboratory

Data through Apr 30, 2021 verified as of May 1, 2021 at 09:25 AM

Data in this report are provisional and subject to change.

The numbers in the table below represent the number of Florida and non-Florida residents for whom test results were received by the Department of Health. A person can be tested by more than one laboratory and can have both positive and negative results. **Therefore, the sum of the numbers in each column will be larger than the total number of people tested.**

Reporting lab	Inconclusive	Negative	Positive	Percent positive	Total
INSPIRIT SENIOR LIVING			2	100%	2
Harbert Hills Academy Nursing Home		2			2
BAPTIST HEALTH LEXINGTON			2	100%	2
Good Samaritan Society-Blackduck		1	1	50%	2
MISSION HOSPITAL REGIONAL MEDICAL CENTER			2	100%	2
DOCTORS CARE OF PALM COAST			2	100%	2
Kroger 672 - The Little Clinic Bill Kennedy & Glenwood		2			2
PINARD HOME HEALTH SERVICES INC			2	100%	2
CQUENTIA NGS, LLC			2	100%	2
NEMOURS CHILDRENS PRIMARY CARE			2	100%	2
WILCOX MEDICAL CENTER-ALMA COLLEGE		2			2
UMASS MEMORIAL MEDICAL CENTER, INC		1	1	50%	2
NEW YORK PSYCHIATRIC INSTITUTE		2			2
MEDLOGIC, LLC		2			2
PALM BEACH DIABETES & ENDOCRINE SPECIALISTS PA			2	100%	2
ADVENTHEALTH EAST ORLANDO EMPLOYEE CLINIC		2			2
AVERA MEDICAL GROUP			2	100%	2
UNIVERSITY OF MN MEDICAL CENTER EAST CAMPUS			2	100%	2
PTC LABORATORIES			2	100%	2
NEMOURS CHILDREN'S PRIMARY CARE THE VILLAGES		2			2
PREMIER FAMILY CARE I, INC			2	100%	2
MOORE CLINICAL RESEARCH INC			2	100%	2
UNIVERSITY OF BALTIMORE WASHINGTON MEDICAL CENTER			2	100%	2
ACCESS MEDICAL GROUP OF TAMPA II, INC		2			2
MARCO ISLAND HOSPITAL INC D/B/A		1	1	50%	2
SOUTHSIDE FAMILY MEDICAL		2			2
WARD MEMORIAL HOSPITAL		2			2
SUMMIT URGENT CARE PS			2	100%	2
Kroger 647 - The Little Clinic Newnan Crossings		1	1	50%	2
Lake Charles Healthcare LLC dba Landmark Lake Charles			2	100%	2
ECHELONDX		2			2
ST. JOSEPH REGIONAL MEDICAL CENTER			2	100%	2
CATHOLIC HEALTH LABORATORY SERVICES		2			2
LILY PHARMACY		2			2
HEALTH & REHAB CTR AT DOLPHINS VIEW, THE			2	100%	2
PATIENT FIRST-BATTLEFIELD			2	100%	2
John L. McClellan Memorial Veterans Hospital		2			2
SCIENTIFIC LABORATORY COMPANY		2			2
Kroger 549 - The Little Clinic Clinton Highway		2			2
CHNJ		2			2
Cypress Cove Center		2			2
HOLY FAMILY MEDICAL CENTER		1	1	50%	2
BOSTON PUBLIC HEALTH COMMISSION			2	100%	2
GERM BUSTERS 911 LLC			2	100%	2
U OF MIAMI MILLER SCHOOL OF MEDICINE			2	100%	2
Walgreens #10207		2			2
CROSSROADS URGENT CARE DBA URGENT TEA		2			2

COVID-19: testing by laboratory

Data through Apr 30, 2021 verified as of May 1, 2021 at 09:25 AM

Data in this report are provisional and subject to change.

The numbers in the table below represent the number of Florida and non-Florida residents for whom test results were received by the Department of Health. A person can be tested by more than one laboratory and can have both positive and negative results. **Therefore, the sum of the numbers in each column will be larger than the total number of people tested.**

Reporting lab	Inconclusive	Negative	Positive	Percent positive	Total
SIOUX FALLS STORM		2			2
MEDEXPRESS URGENT CARE - BENTON		2			2
EXPRESS PHARMACY INC		1	1	50%	2
INTERNAL MEDICINE ASSOCIATES-DUNELLON			2	100%	2
CITRUS PARK			2	100%	2
US LABS		2			2
FIRSTCHOICE FAMILY CARE, PLLC		2			2
OAKMONT OF UNION SC, LLC		2			2
HOME ACCESS HEALTH			2	100%	2
MAGNOLIA ADULT, LLC			2	100%	2
CVS CT692POCT NORTH HAVEN	2				2
STAGES OF LIFE MEDICAL INSTITUTE			2	100%	2
AL MANI HEALTH INSTUTUTE	2				2
TRIDENT ANTI AGING LLC			2	100%	2
Life Care Center of Elyria	2				2
HAILE MEDICAL GROUP PA	2				2
AHC Humboldt	2				2
DEVLAB, LLC			2	100%	2
PALMETTO BAY MEDICAL CENTER	1		1	50%	2
CVS IN8639POCT TERRE HAUTE	2				2
Kroger 096 - The Little Clinic Orchard and Holly	2				2
ANNE ARUNDEL MEDICAL CENTER			2	100%	2
NORTHEAST FLORIDA HEALTH SERVICES, INC DBA FAMILY HEALTH SOURCE			2	100%	2
BROOKSVILLE DIALYSIS			2	100%	2
MEMORIAL HERMANN HOSPITAL			2	100%	2
87TH MEDICAL GROUP – MCGUIRE AMBULATORY CARE FACILITY	2				2
Lynwood	2				2
FAMILY URGENT CARE	2				2
Harris Hill Nursing Facility	2				2
MANSFIELD MEDICAL LODGE			2	100%	2
VALUE DRUGS BRONXVILLE INC	2				2
The Friendly Home	2				2
COOPER CLINIC			2	100%	2
MCCALLIE SCHOOL-STUDENT HEALTH CENTER	2				2
FIRST CHOICE MEDICAL PC			2	100%	2
EDGEWATER RETIREMENT MANOR			2	100%	2
ALL CHILDRENS PEDIATRIC CLINIC			2	100%	2
ST. ELIZABETH HEALTHCARE			2	100%	2
EASTLAKE MEDICAL CENTER	2				2
ABSOLUTE CAREGIVERS HOME HEALTH AGENCY INC			2	100%	2
CEDAR CREST HEALTH CENTER	2				2
Bayou Vista Community Care Center			1	100%	1
PINECREST MANOR	1				1
IC LABS			1	100%	1
SOUTHWEST REGIONAL PCR LABORATORY			1	100%	1
Williamstown Commons			1	100%	1
WYOMING OPCO, LLC DBA MEDILODGE OF WYO	1				1

COVID-19: testing by laboratory

Data through Apr 30, 2021 verified as of May 1, 2021 at 09:25 AM

Data in this report are provisional and subject to change.

The numbers in the table below represent the number of Florida and non-Florida residents for whom test results were received by the Department of Health. A person can be tested by more than one laboratory and can have both positive and negative results. **Therefore, the sum of the numbers in each column will be larger than the total number of people tested.**

Reporting lab	Inconclusive	Negative	Positive	Percent positive	Total
JPS HEALTH CENTER AT TRUE WORTH PLACE			1	100%	1
DYNACARE NORTHWEST INC			1	100%	1
CVS IL2297651CV JOLIET		1			1
WELLSTAR STUDENT SERVICES-MARIETTA CLI		1			1
LEGACY AT HIGHWOODS PRESERVE		1			1
Manor Care of Dallastown d/b/a ManorCare Health Services - Dallastown		1			1
SCRIPPS MERCY HOSPITAL			1	100%	1
FLORIDA ORTHOPAEDIC INSTITUTE SURGERY		1			1
CRUSADER COMMUNITY HEALTH			1	100%	1
CATERPILLAR INC - MIAMI DISTRIBUTION CENTER			1	100%	1
NEXTCARE NIFONG			1	100%	1
CVS OH6153POCT COLUMBUS	1				1
SWIFT CREEK HEALTH CENTER AT THE TEMPL	1				1
MEDONE URGENT CARE			1	100%	1
ADVENTHEALTH WOUND CARE CENTER			1	100%	1
WINNIFRED ASSISTED LIVING FACILITY INC	1				1
Court House Center	1				1
WARREN GENERAL HOSPITAL			1	100%	1
MEA PRIMARY CARE PLUS BYRAM			1	100%	1
AFFILIATED LABORATORIES INC			1	100%	1
NORTH BREVARD CHILDRENS MEDICAL CENTER			1	100%	1
PENROSE HOSPITAL			1	100%	1
NEMOURS CHILDRENS URGENT CARE			1	100%	1
BAPTIST MEDICAL PLAZA AT WESTCHESTER			1	100%	1
NEMOURS CHILDREN HOSPITAL			1	100%	1
SUNY AT STONY BROOK			1	100%	1
PROVIDENCE HOSPITAL			1	100%	1
Riverside Nursing & Rehabilitation Center	1				1
VA Central California HCS	1				1
Kroger 698 - The Little Clinic 14th Street/Bell	1				1
ADVANCE GASTROENTEROLOGY			1	100%	1
Heritage Inn Health and Rehabilitation	1				1
WINDMOOR HEALTHCARE			1	100%	1
NORWALK HOSPITAL			1	100%	1
MED-LAKE LABORATORY			1	100%	1
QC LABORATORY			1	100%	1
VA Central Western Massachusetts HCS	1				1
FAITH FAMILY PRACTICE			1	100%	1
Walgreens #9121	1				1
PROGRESSIVE MEDICAL LAB LLC			1	100%	1
DESTIN SURGERY CENTER LTD	1				1
MEDHEALTH CLINICAL INC			1	100%	1
Monument Health Strugis Care Center	1				1
Brio of Johnston	1				1
FLORIDA ADVANCED MEDICAL AND DERM AESTHETICS LLC			1	100%	1
BRIDGEWAY CENTER INC			1	100%	1
SAINT JOSEPHS HOSPITAL OF ATLANTA			1	100%	1

COVID-19: testing by laboratory

Data through Apr 30, 2021 verified as of May 1, 2021 at 09:25 AM

Data in this report are provisional and subject to change.

The numbers in the table below represent the number of Florida and non-Florida residents for whom test results were received by the Department of Health. A person can be tested by more than one laboratory and can have both positive and negative results. **Therefore, the sum of the numbers in each column will be larger than the total number of people tested.**

Reporting lab	Inconclusive	Negative	Positive	Percent positive	Total
CAN COMMUNITY HEALTH LLC		1			1
DERMDX, DIV OF AURORA DIAGNOSTICS/BERNHARDT LAB		1			1
CLINICAL MICROBIOLOGY LAB FAIRVIEW UNIVERSITY HOSPITAL			1	100%	1
Community Resource and Referral Center		1			1
BRIDGES AT LIFE CARE CENTER OF OCALA, THE			1	100%	1
VA North May Outpatient Clinic		1			1
INFINITY HOME CARE OF PORT CHARLOTTE, LLC			1	100%	1
ADVENTHEALTH MEDICAL GROUP UROLOGY AT EAST ORLANDO		1			1
Robinson Terrace Rehabilitation and Nursing Center		1			1
FAU MEMORY & WELLNESS CENTER			1	100%	1
ROAN MOUNTAIN MEDICAL CENTER			1	100%	1
NHSN_AIMS		1			1
San Antonio Residence and Rehabilitation Center		1			1
FRIO REGIONAL PRIMARY CARE AND URGENT CARE CLINIC			1	100%	1
PCG MOLECULAR			1	100%	1
SHARON REGIONAL MEDICAL CENTER			1	100%	1
PRESTIGE ER			1	100%	1
Oak Hill Health & Rehabilitation Center			1	100%	1
STAT EMERGENCY CENTER			1	100%	1
Spring Gate Rehab and Healthcare Center		1			1
BROOKSVILLE REGIONAL HOSPITAL			1	100%	1
OUCH URGENT CARE			1	100%	1
NORTH SHORE HEMATOLOGY-ONCOLOGY ASSOCI		1			1
Hempfield Manor		1			1
J F K PEDIATRICS			1	100%	1
LRHS Pablo Urgent Care		1			1
NEW ERA COMMUNITY HEALTH CENTER LLC		1			1
MEMORIAL URGENT CARE CENTER -			1	100%	1
Indian Oaks Living Center		1			1
PROGRESSIVE MEDICAL RESEARCH			1	100%	1
SYNERGENE LABORATORY			1	100%	1
CHILDRENS HEALTHCARE CTE OF NORTHERN		1			1
BHS PHYSICIAN NETWORK			1	100%	1
Walgreens #10988		1			1
SOUTHWEST FLORIDA DIVISION LAB			1	100%	1
MED LAB SERVICES, LLC			1	100%	1
CDR MAGUIRE – STUART MISSION			1	100%	1
ELATION HEALTH		1			1
Signature Healthcare of Fort Wayne		1			1
Wildwood Healthcare		1			1
TALLAHASSEE DIALYSIS		1			1
Jenkins Living Center		1			1
GENESIS MICROBIOLOGY LAB		1			1
CARILION CLINIC LAB TESTING SITE-POSTAL		1			1
MID FLORIDA BIOLOGICALS			1	100%	1
Kroger 838 - The Little Clinic Fairborn		1			1
ODESSA MEMORIAL HOSPITAL			1	100%	1

COVID-19: testing by laboratory

Data through Apr 30, 2021 verified as of May 1, 2021 at 09:25 AM

Data in this report are provisional and subject to change.

The numbers in the table below represent the number of Florida and non-Florida residents for whom test results were received by the Department of Health. A person can be tested by more than one laboratory and can have both positive and negative results. **Therefore, the sum of the numbers in each column will be larger than the total number of people tested.**

Reporting lab	Inconclusive	Negative	Positive	Percent positive	Total
ADVANCE CARDIOVASCULAR IMAGING, INC			1	100%	1
FAMILY HEALTHCARE SERVICES			1	100%	1
WATERSIDE HEALTH & REHAB CENTER, LLC		1			1
HEALTH & WELLNESS PROFESSIONALS INC			1	100%	1
CareATC - Columbia College #58		1			1
SEATTLE-KING COUNTY			1	100%	1
ANDERSON FAMILY MEDICINE			1	100%	1
MARY WASHINGTON HOSPITAL HOME HEALTH AGENCY	1				1
JACKSON GENERAL HOSPITAL			1	100%	1
CLINICAL CARE, INC			1	100%	1
REDMOND REGIONAL MEDICAL CENTER			1	100%	1
METROPOLITAN			1	100%	1
JAX FAMILY CARE		1			1
MEDICAL UNIVERSITY OF SOUTH CAROLINA			1	100%	1
UF HEALTH EMERGENCY CENTER LABORATORY		1			1
Kroger 527 - The Little Clinic Hwy 70 S.		1			1
Diversicare of Eupora		1			1
ST JOHNS EPISCOPAL HOSPITAL SOUTH SHORE		1			1
DOYLESTOWN HOSPITAL			1	100%	1
ISSAM ALBANNA MD PA			1	100%	1
COVENANT HEALTH		1			1
VISTA LAKE ASSISTED LIVING			1	100%	1
Brown Nursing Home		1			1
HEALTHFORCE PARTNERS INC			1	100%	1
Caldwell Care		1			1
THE LITTLE CLINIC LLC			1	100%	1
PALM BEACH DIABETES AND ENDOCRINE SPECIALISTS, PA			1	100%	1
ACCESS MEDICAL GROUP OF TAMPA INC			1	100%	1
PEDRO L ORTEGA MD PA			1	100%	1
UNIVERSITY OF MARYLAND PATHOLOGY ASSOCIATES			1	100%	1
Brownwood Nusing & Rehabilitation		1			1
BEACHSIDE DETOX		1			1
ORCHID TERRACE		1			1
CAPITAL HEALTH PLAN - GOVERNORS SQUARE			1	100%	1
Le Roy Village Green		1			1
ASSURANCE HEALTHCARE AND COUNSELING CENTER		1			1
Kroger 390 - The Little Clinic North College Hill		1			1
LITTLE FALLS HOSPITAL LABORATORY		1			1
CLEVELAND HEARTLAB			1	100%	1
Nemours Children's Clinic-Orla			1	100%	1
SUN CITY DIAGNOSTIC CENTER			1	100%	1
Greene Meadows Nursing and Rehabilitation Center		1			1
CARE ADVANTAGE			1	100%	1
Urgent Care 24/7 Orlando LLC			1	100%	1
BETTER U BETTER LIFE WELLNESS LLC			1	100%	1
PHYSICIANS URGENT CARE PLLC		1			1
ST. MICHAEL'S ELITE HOSPITAL			1	100%	1

COVID-19: testing by laboratory

Data through Apr 30, 2021 verified as of May 1, 2021 at 09:25 AM

Data in this report are provisional and subject to change.

The numbers in the table below represent the number of Florida and non-Florida residents for whom test results were received by the Department of Health. A person can be tested by more than one laboratory and can have both positive and negative results. **Therefore, the sum of the numbers in each column will be larger than the total number of people tested.**

Reporting lab	Inconclusive	Negative	Positive	Percent positive	Total
MD NOW MEDICAL CENTERS, INC			1	100%	1
GADSDEN FAMILY PRACTICE		1			1
NORTHEAST GEORGIA HEALTH SYSTEM			1	100%	1
SIERRA HEALTH CARE CENTER		1			1
CULVER CITY URGENT CARE			1	100%	1
MARYWOOD HEIGHTS		1			1
SURGERY CENTER, THE			1	100%	1
MEDEXPRESS URGENT CARE - PINE BLUFF S		1			1
THE HOSPITALS OF PROVIDENCE EMERGENCY ROOM			1	100%	1
BEACH CARE PLLC			1	100%	1
GENEVA FAMILY HEALTH			1	100%	1
HUNTERS CREEK MEDICAL ASSOCIATES PA		1			1
UCSD MICROBIOLOGY LABORATORY			1	100%	1
TMH URGENT CARE CENTER			1	100%	1
BEAUMONT HOSPITAL			1	100%	1
CAN COMMUNITY HEALTH NORTH MIAMI, FL		1			1
FLORIDA HOME HEALTH			1	100%	1
CEPERO PEDIATRICS PA			1	100%	1
HUNEYCUTT FAMILY PRACTICE			1	100%	1
Melbourne Terrace Rehabilitation Center			1	100%	1
TAMPA FAMILY HEALTH CENTERS			1	100%	1
JACKSON MADISON CO. GEN. HOSPITAL			1	100%	1
APPLECARE URGENT CARE			1	100%	1
ARTIS SENIOR LIVING OF DAVIE, LLC		1			1
CAPSTONE REHABILITATION AND HEALTHCARE		1			1
APPLECARE URGENT CARE KINGSLAND			1	100%	1
ADVENTHEALTH PHYSICIAN GROUP – APPLEWOOD			1	100%	1
CONNECTICUT PEDIATRICS @ CHC		1			1
Rio Grande City Nursing and Rehab Center			1	100%	1
HEALTH PARTNERS LLC		1			1
SUMMIT DETOX INC			1	100%	1
PEDRO MENENDEZ HEALTH CENTER AT ST JOHNS			1	100%	1
MBMG OF WINTER HAVEN			1	100%	1
INTERNAL MEDICINE GROUP OF WINTER HAVEN PA		1			1
FALKVILLE HEALTHCARE		1			1
CITRONELLE HEALTH AND REHABILITATION CENTER		1			1
URGENT DOC -NACOGODOCHES CLINIC			1	100%	1
MADISON REHABILITATION HOSPITAL		1			1
ALLEGHENY COUNTY HEALTH DEPARTMENT - PUBLIC HEALTH LABORATORY			1	100%	1
CHC			1	100%	1
MT VIEW			1	100%	1
WHEATON FRANCISCAN LABORATORY			1	100%	1
PARKWAY REGIONAL MEDICAL CENTER LAB			1	100%	1
MEDEXPRESS URGENT CARE - HAMILTON SQUA		1			1
HEARTLAND OF ZEPHYRHILLS FL, LLC☐			1	100%	1
CARESPOT - LEE VISTA			1	100%	1
Kroger 353 - The Little Clinic Harpers Point		1			1

COVID-19: testing by laboratory

Data through Apr 30, 2021 verified as of May 1, 2021 at 09:25 AM

Data in this report are provisional and subject to change.

The numbers in the table below represent the number of Florida and non-Florida residents for whom test results were received by the Department of Health. A person can be tested by more than one laboratory and can have both positive and negative results. **Therefore, the sum of the numbers in each column will be larger than the total number of people tested.**

Reporting lab	Inconclusive	Negative	Positive	Percent positive	Total
FLORIDA DEPARTMENT OF HEALTH IN BROWARD COUNTY		1			1
WESTMORELAND REGIONAL HOSPITAL			1	100%	1
HATLEY HEALTH CARE, INC		1			1
ALLIANCE LABORATORY SERVICES			1	100%	1
CHI ST VINCENT LITTLE ROCK DIAGNOSTIC CLINIC			1	100%	1
MEMORIAL HOSPITAL LOS BANOS			1	100%	1
DISCOVERY AT HOME, LLC			1	100%	1
WALMART PHARMACY 10-4554		1			1
PUBLIX PHARMACY #1114			1	100%	1
CARESPOT - OCOEE			1	100%	1
BAYOU URGENT CARE			1	100%	1
BIOMAT ORLANDO	1				1
Marysville Care Center	1				1
GULF COUNTY HEALTH DEPARTMENT			1	100%	1
MOUNT SINAI HOSPITAL OF QUEENS			1	100%	1
LAB. CORP. OF AMERICA			1	100%	1
ECHCS - Jewell Clinic	1				1
Medilodge of Kalamazoo	1				1
THE INTERNAL MEDICAL GROUP	1				1
UW MEDICINE MS CENTER			1	100%	1
Accordius Health at Gastonia			1	100%	1
HOLYOKE MEDICAL CENTER			1	100%	1
BAPTIST HOSPITAL FAMILY MEDICINE &			1	100%	1
ROSEN MEDICAL CENTER AT ROSEN COLLEGE CAMPUS			1	100%	1
MEDEXPRESS WELL - OLDSMAR			1	100%	1
ACUTE AND COMMUNICABLE DISEASE PREVENTION			1	100%	1
Tremont Health & Rehabilitation Center	1				1
Crisp Regional Nursing and Rehab Center	1				1
FAMILY PRACTICE OF CENTRAL FLORIDA PA			1	100%	1
TEXAS HEALTH ARLINGTON MEMORIAL HOSPITAL			1	100%	1
OMAHA VA MEDICAL CENTER			1	100%	1
TEXAS HEALTH ARLINGTON MEMORIAL	1				1
HARDVARD VANGUARD MEDICAL ASSOCIATES - NEEDHAM			1	100%	1
OMC PRIMARY CARE - HOSPITAL CAMPUS			1	100%	1
LIFE CARE CENTER OF HILTON HEAD	1				1
EVANS FAMILY CARE PA			1	100%	1
PERRY COUNTY NURSING HOME	1				1
FAST AID URGENT CARE			1	100%	1
CARESPOT - WELLINGTON			1	100%	1
Oklahoma Methodist Manor			1	100%	1
EXAC CARE CROSSVILLE	1				1
Grangeville Health and Rehab	1				1
WALGREENS #15369	1				1
Walgreens #3661	1				1
PHOEBE HOME INC	1				1
CARESOUTH HHA HOLDINGS OF VIRGINIA, LLC			1	100%	1
JUPITER MEDICAL GROUP			1	100%	1

COVID-19: testing by laboratory

Data through Apr 30, 2021 verified as of May 1, 2021 at 09:25 AM

Data in this report are provisional and subject to change.

The numbers in the table below represent the number of Florida and non-Florida residents for whom test results were received by the Department of Health. A person can be tested by more than one laboratory and can have both positive and negative results. **Therefore, the sum of the numbers in each column will be larger than the total number of people tested.**

Reporting lab	Inconclusive	Negative	Positive	Percent positive	Total
IMMEDIATE CARE MEDICAL CENTER			1	100%	1
ST JOHNS MEDICAL CENTER		1			1
DIMMIT REGIONAL HOSPITAL			1	100%	1
UNIVERSITY OF IOWA HOSPITALS & CLINICS			1	100%	1
GULF BREEZE TREATMENT CENTER, LLC			1	100%	1
Masonic Medical Research Institute			1	100%	1
COMMUNITY			1	100%	1
Shoreline Care Center			1	100%	1
STERLING HOUSE OF PORT ORANGE		1			1
Summit Medical Group Morristown Oncology		1			1
KELLY			1	100%	1
WALGREENS #01398			1	100%	1
Robert J Dole VAMC		1			1
GRAND VIEW HOSPITAL			1	100%	1
WILSON FAMILY MEDICINE LLC		1			1
BAPTIST HOSPITAL FAMILY MEDICINE TIGER POINT			1	100%	1
YOUTH HEALTH CENTER OF HUNTINGTON		1			1
CARENOW MURFREESBORO MEDICAL CENTER PK		1			1
LAKE LURE HEALTH CENTER			1	100%	1
ABE'S GARDEN/PARK MANOR APARTMENTS		1			1
Carrollton Manor Inc		1			1
ST GERARD'S COMMUNITY OF CARE		1			1
Good Samaritan Society - Albion		1			1
DPH OP LAB			1	100%	1
MAYO CLINICAL LABORATORIES		1			1
URGENT CARE OF FORT LAUDERDALE INC			1	100%	1
WALGREENS #4086		1			1
ELAN MANATEE			1	100%	1
RIVERVIEW HOSPITAL	1				1
COLOMBO'S PHARMACY		1			1
SUNSHINE PEDIATRICS OF LUTz			1	100%	1
HEALTHCARE PARTNERS FAMILY MEDICINE LLC			1	100%	1
CVS / PHARMACY #10794			1	100%	1
FAIRVIEW SOUTHDALE			1	100%	1
NORTH FLORIDA FAMILY MEDICINE			1	100%	1
Willowbrooke Court at Normandy Farms Estates		1			1
Kingston of Miamisburg		1			1
CLERMONT PEDIATRICS, PA			1	100%	1
HARRIS URGENT CARE CENTER			1	100%	1
BAYLOR SCOTT & WHITE MEDICAL SURGICAL CLINIC			1	100%	1
Hillside Rehab and Care Center			1	100%	1
FAMILY MEDICAL CENTERS			1	100%	1
PENNY PEDIATRICS		1			1
CORVALLIS CLINIC PC LAB		1			1
TMH PHYSICIAN PARTNERS WAKULLA			1	100%	1
COVID CLINIC, INC			1	100%	1
BOND COUNTY HEALTH DEPARTMENT			1	100%	1

COVID-19: testing by laboratory

Data through Apr 30, 2021 verified as of May 1, 2021 at 09:25 AM

Data in this report are provisional and subject to change.

The numbers in the table below represent the number of Florida and non-Florida residents for whom test results were received by the Department of Health. A person can be tested by more than one laboratory and can have both positive and negative results. **Therefore, the sum of the numbers in each column will be larger than the total number of people tested.**

Reporting lab	Inconclusive	Negative	Positive	Percent positive	Total
CENTER AT WATERFRONT		1			1
Strasburg Care Center		1			1
SJMC PHYSICIAN SERVICES			1	100%	1
THE MEDICAL CENTER AT BOWLING GREEN			1	100%	1
RICHMOND MEDICAL CENTER FOR WOMEN		1			1
TAMPA HEALTH CARE PROVIDERS PA		1			1
USCG BASE MIAMI BEACH MEDICAL LAB		1			1
MOUNT DORA DIALYSIS			1	100%	1
CARESPOT EXPRESS HEALTHCARE BOYNTON BEACH			1	100%	1
Belvoir Woods Health Care Center at The Fairfax	1				1
Big River Nursing and Rehab	1				1
KNAPP MEDICAL GROUP			1	100%	1
MEDEXPRESS URGENT CARE -HOWELL US HWY	1				1
SPECIALTY DRUG TESTING			1	100%	1
JET MEDICAL CENTER			1	100%	1
PATIENT FIRST - WOODBURY	1				1
BAPTIST MINOR MEDICAL CENTER			1	100%	1
FAMILY MEDICINE AT CELEBRATION	1				1
CVS AZ10529POCT SCOTTSDALE	1				1
UNIVERSAL DIAGNOSTICS LABORATORIES			1	100%	1
CVS MO8595POCT RAYMORE	1				1
WALGREENS #05150	1				1
PLANTATION DIALYSIS			1	100%	1
INDIGO PALMS			1	100%	1
MIAMI CHILDRENS HOSPITAL MIDTOWN OUTPATIENT CENTER			1	100%	1
Medicalodges Neosho			1	100%	1
ST LUKE'S CORNWALL HOSPITAL N			1	100%	1
Good Samaritan Society-Atkinson	1				1
CELEBRATION FAMILY PHYSICIANS LLC			1	100%	1
Dexter Health Care	1				1
SINAI URGENT CARE FORT WORTH, LLC			1	100%	1
VIP STARNETWORK	1				1
CVS IL5822POCT MOKENA	1				1
HARBOR OAKS GOLDEN YEARS			1	100%	1
DAVENPORT DIALYSIS CENTER	1				1
CVS TX7824POCT GARLAND	1				1
VIVIAN SIMMONS FAMILY PRACTICE			1	100%	1
BOTTINEAU GOOD SAMARITAN CENTER	1				1
GUILFORD IMMEDIATE CARE, SYAH, LLC	1				1
SOUTHWEST VIRGINIA COMMUNITY HEALTH SYSTEMS			1	100%	1
NORTH WEST FLORIDA DIAGNOSTIC ENOCRINOLOGY CLINIC			1	100%	1
BALLAD HEALTH MEDICAL ASSOCIATES URGENT CARE - JOHNSON CITY			1	100%	1
KIDS CARE PEDIATRICS			1	100%	1
DR AZIZ CLINIC			1	100%	1
VA COMMUNITY BASED CLINIC - LAKE CITY			1	100%	1
LEELANAU OPCO, LLC	1				1
SUSAN F WILLIAMS MD PA			1	100%	1

COVID-19: testing by laboratory

Data through Apr 30, 2021 verified as of May 1, 2021 at 09:25 AM

Data in this report are provisional and subject to change.

The numbers in the table below represent the number of Florida and non-Florida residents for whom test results were received by the Department of Health. A person can be tested by more than one laboratory and can have both positive and negative results. **Therefore, the sum of the numbers in each column will be larger than the total number of people tested.**

Reporting lab	Inconclusive	Negative	Positive	Percent positive	Total
Broomall Manor		1			1
MCH PHYSICIANS GROUP			1	100%	1
FRESENIUS SOUTH FORT MYERS		1			1
CENTRAL FLORIDA HEALTH CARE, INC			1	100%	1
PRIMARY CARE & PEDIATRICS - SHEPHERSTOWN		1			1
Valley Center (WV)			1	100%	1
WALGREENS #15291		1			1
Glen Oaks Health and REhabilitation		1			1
CVS MA1121POCT WESTFORD		1			1
Isle Health and Rehabilitation Center			1	100%	1
Oakland Nursing and Rehabilitation Center		1			1
HEALTHCARE FOR THE HOMELESS			1	100%	1
Lexington Medical Center Extended Care		1			1
INFECTION CONTROL DEPT			1	100%	1
GOOD SAMARITAN SOCIETY-FOREST CITY		1			1
CVS PA2867POCT FOLSOM		1			1
UNITED PHYSICIAN GROUP FAMILY MEDICINE OF HAMPTON		1			1
Kempsville Health and Rehab Center		1			1
PRIMARY AND URGENT CARE			1	100%	1
BLOOD SYSTEMS LABORATORIES			1	100%	1
DR DAN C TRIGG MEMORIAL HOSPITAL		1			1
CLEMENT MANOR HEALTH CENTER		1			1
THE CHRIST HOSPITAL			1	100%	1
SACRED HEART HOSPITAL			1	100%	1
CSL PLASMA LAB			1	100%	1
MEADOWS PARK HEALTH AND REHABILITATION		1			1
PRIMEX CLINICAL LABORATORIES INC			1	100%	1
TRIHEALTH			1	100%	1
Parkview Care and Rehabilitation Center		1			1
UFHEALTH			1	100%	1
Valley View Health and Rehabilitation, LLC		1			1
FLORIDA HOSPITAL TRANSPLANT CENTER		1			1
SUNRISE CLINIC SANTA ROSA		1			1
ST JOHNS PEDIATRICS PA		1			1
CORPORATION OF AMERICA		1			1
LOWER KEYS COMMUNITY HEALTH CENTER			1	100%	1
DR BAWA AND ASSOCIATES			1	100%	1
OAKWOOD HOSPITAL - SOUTHSHORE			1	100%	1
Kroger 518 - The Little Clinic Hermitage		1			1
LIBERTY COMMONS NURSING AND REHABILITA		1			1
Lantern Park Specialty Care		1			1
WEST CARVER MEDICAL ASSOCIATES		1			1
CORE OCCUPATIONAL MEDICINE			1	100%	1
View Ridge Care Center		1			1
CVS CA8872POCT ALISO VIEJO		1			1
CONEY ISLAND HOSP			1	100%	1
HEALTHCARE ASSOCIATES OF IRVING, LLP			1	100%	1

COVID-19: testing by laboratory

Data through Apr 30, 2021 verified as of May 1, 2021 at 09:25 AM

Data in this report are provisional and subject to change.

The numbers in the table below represent the number of Florida and non-Florida residents for whom test results were received by the Department of Health. A person can be tested by more than one laboratory and can have both positive and negative results. **Therefore, the sum of the numbers in each column will be larger than the total number of people tested.**

Reporting lab	Inconclusive	Negative	Positive	Percent positive	Total
RED BUG LAKE ROAD OVIEDO COVID			1	100%	1
HALIFAX FAMILY HEALTH CENTER			1	100%	1
Hawthorne House		1			1
HUNTSVILLE HOSPITAL			1	100%	1
WYTHE CNTY COMMUNITY HOSP LABORATORY			1	100%	1
CARDIAC AND VASCULAR CONSULTANTS MD PA		1			1
CFHC - FROSTPROOF			1	100%	1
SAINT BARNABAS MEDICAL CENTER		1			1
ARGENTINE CARE CENTER		1			1
TOMAH VAMC			1	100%	1
BORINQUEN HEALTH CENTER			1	100%	1
BOCA GENERAL AND FAMILY MEDICINE		1			1
BROOKDALE WEST PALM BEACH			1	100%	1
UT HEALTH RIO GRANDE VALLEY SPECIALTY PEDIATRICS			1	100%	1
FAMILY MEDICAL CENTER OF HOLLYWOOD PA			1	100%	1
COASTAL ER IX, PHYSICIANS PREMIER			1	100%	1
Kroger 670 - The Little Clinic Powell		1			1
DSI LABORATORIES-NAPLES-7TH			1	100%	1
CVS OH3481POCT MARYSVILLE		1			1
FORT MYERS DIALYSIS		1			1
EH FARGO HOSPITAL LABORATORY			1	100%	1
THE CHILDREN'S HOSPITAL OF PHILADELPHIA		1			1
CHILDRENS DOCTOR OF TAMPA BAY, THE			1	100%	1
SACRED HEART HEALTH SYSTEM- MIDWIFE PROGRAM			1	100%	1
ABRAKIDABRA KIDS CLINIC			1	100%	1
Stonespring Transitional Care		1			1
THE LITTLE CLINIC, LLC			1	100%	1
AMERICAN LAB LLC		1			1
FAMILY MEDICAL CLINIC KENDALL LLC			1	100%	1
CVS AZ69POCT PEORIA		1			1
Kroger 006 - The Little Clinic Uintah Gardens		1			1
Fairview			1	100%	1
LAS PALOMAS SENIOR LIVING		1			1
UNIVERSITY OF MIAMI - LENNAR CENTER			1	100%	1
MOUNT SINAI COMPREHENSIVE CANCER CENTER			1	100%	1
MEDICAL ASSOCIATES OF THE SHOALS		1			1
INDIAN RIDGE		1			1
Mason Health and Rehab		1			1
GOOD PEDIATRICS			1	100%	1
PALM BEACH PEDIATRIC UROLOGY			1	100%	1
SMITH			1	100%	1
Walgreens #12695			1	100%	1
CONWAY - SHERWOOD URGENT CARE			1	100%	1
NORTHSIDE HOSPITAL GWINNETT		1			1
BELLMORE PEDIATRICS		1			1
Absolut Care of Gasport		1			1
RENEGADEXBIO, PBC	1				1

COVID-19: testing by laboratory

Data through Apr 30, 2021 verified as of May 1, 2021 at 09:25 AM

Data in this report are provisional and subject to change.

The numbers in the table below represent the number of Florida and non-Florida residents for whom test results were received by the Department of Health. A person can be tested by more than one laboratory and can have both positive and negative results. **Therefore, the sum of the numbers in each column will be larger than the total number of people tested.**

Reporting lab	Inconclusive	Negative	Positive	Percent positive	Total
NORTH CAROLINA STATE LABORATORY OF PUBLIC HEALTH, SPECTRUM LAB NETWORK			1	100%	1
LEXINGTON HOSPITAL CORPORATION			1	100%	1
CAREAGE PLASTIC SURGERY			1	100%	1
Village Crest Center for Health & Rehabilitation		1			1
Greencroft Goshen		1			1
Imperial Healthcare Centre			1	100%	1
Chatsworth Health Care		1			1
SOMA MEDICAL CENTER PA #2 OAKLAND			1	100%	1
SHAH			1	100%	1
CVS KS8573POCT OVERLAND PARK		1			1
BETHESDA DIALYSIS			1	100%	1
GENERATIONS CENTER OF SPENCER		1			1
CHILDREN'S AT SATELLITE BOULEVARD URGE		1			1
ADVANCED LABORATORY SERVICES			1	100%	1
BACON COUNTY HOSPITAL		1			1
YOUR KIDS URGENT CARE			1	100%	1
TRAFALGAR DIALYSIS			1	100%	1
Grays Harbor Health and Rehabilitation		1			1
Churchman Village LLC		1			1
MAYO CLINIC OUTPATIENT DIALYSIS CENTER			1	100%	1
WINTER PARK MEMORIAL HOSPITAL LABORATORY		1			1
FLAGLER CARE CENTER			1	100%	1
MCLEOD MEMORIAL HOSPITAL CLARENDON			1	100%	1
SAINT FRANCIS HOSPITAL			1	100%	1
ADDINGTON PLACE EAST LAKE		1			1
OAK HAVEN REHAB AND NURSING CENTER			1	100%	1
St. Mary's Care Center		1			1
TRUECARE24			1	100%	1
OPTUM MEDICAL CLINIC IN ROCKRIMMON			1	100%	1
NEW ULM MEDICAL CENTER			1	100%	1
Kroger 670 - The Little Clinic Dawson Forest Rd & Hwy 19		1			1
Kroger 682 - The Little Clinic New Holland Market			1	100%	1
ARIZONA STATE LABORATORY			1	100%	1
LYSTER MAIN LAB, FT RUCKER		1			1
METHODISM MIDLOTHIAN MEDICAL CENTER			1	100%	1
MONROE COUNTY PUBLIC HEALTH DEPARTMENT			1	100%	1
VIVEX/UMTB BIOMEDICAL			1	100%	1
NHC HEALTH CARE CENTER		1			1
LAKE MARY OPTUM FLORIDA			1	100%	1
QUEST INC			1	100%	1
PREVENTIVE CARDIOLOGY AND INTERNAL MEDICINE ASSOCI			1	100%	1
APOLLO ADVANCED HOME HEALTH CORP			1	100%	1
AUSTIN URGENT CARE			1	100%	1
INTERMOUNTAIN HEALTHCARE LABORATORY SERVICES			1	100%	1
MARTINSVILLE HEALTH AND REHAB			1	100%	1
CHILDREN'S MEMORIAL HOSPITAL			1	100%	1
LAS PALMAS MEDICAL CENTER			1	100%	1

COVID-19: testing by laboratory

Data through Apr 30, 2021 verified as of May 1, 2021 at 09:25 AM

Data in this report are provisional and subject to change.

The numbers in the table below represent the number of Florida and non-Florida residents for whom test results were received by the Department of Health. A person can be tested by more than one laboratory and can have both positive and negative results. **Therefore, the sum of the numbers in each column will be larger than the total number of people tested.**

Reporting lab	Inconclusive	Negative	Positive	Percent positive	Total
GRIFOLS IH CENTER AND CLINICAL LABORATORY			1	100%	1
HOSPITAL SISTERS HEALTH SYSTEM (HSHS)			1	100%	1
PARKVIEW REGIONAL MEDICAL CENTER			1	100%	1
GEORGE WASHINGTON UNIVERSITY HOSPITAL			1	100%	1
SSC NASHVILLE OPERATING CO LLC D/B/A		1			1
THYROID SPECIALTY LABORATORY			1	100%	1
CVS NE8626POCT LINCOLN		1			1
MEDICAL COLLEGE OF GEORGIA MEDICAL CENTER			1	100%	1
Chateau Dville Rehab & Retirement		1			1
TRIPLE O RESEARCH INSTITUTE PA			1	100%	1
CLARKSVILLE MANOR INC		1			1
PALM BEACH COUNTY SHERIFF OFFICE			1	100%	1
EVENTIDE LUTHERAN HOME		1			1
AMBULATORY CARE CLINIC, LLC			1	100%	1
KAISER PERMANENTE REGIONAL REFERENCE LABORATORY		1			1
FLORIDA HEART AND VASCULAR MULTISPECIALTY GROUP PA			1	100%	1
WMG URGENT CARE WOODSTOCK			1	100%	1
PATIENT FIRST - HAMILTON		1			1
YUMA REGIONAL MEDICAL CENTER			1	100%	1
SANCHEZ CAZAU MEDICAL GROUP			1	100%	1
Shelbyville Manor		1			1
KENDALL PEDIATRICS PARTNERS LLC			1	100%	1
SOPHIA MEDICAL ASSOCIATES, PC			1	100%	1
Consulate Health Care of Tallahassee			1	100%	1
SHANNON MEDICAL CENTER			1	100%	1
VALLEY HOSPITAL MEDICAL CENTER		1			1
HARDIN MEMORIAL HOSPITAL - HEARTLAND PATHOLOGY CONSULTANTS			1	100%	1
SUNSHINE URGENT CARE			1	100%	1
DOCTORS MEDICAL CENTER			1	100%	1
Avantara Lake Norden		1			1
TRANSCEND PERFORMANCE AND LIFESTYLE INSTITUTE			1	100%	1
INTERNAL MEDICINE,SCOTTS VALLEY OFFICE, PALO ALTO MEDICAL FOUNDATION			1	100%	1
ST.ELIZABETH HEALTH CENTER	1				1
SARASOTA MEMORIAL HOSPITAL		1			1
Franciscan Convalescent Hospital		1			1
MED CHOICE CENTER OF NORTH MIAMI			1	100%	1
LONESTAR 24HRER MANAGEMENT LLC DBA LONESTAR 24HRER			1	100%	1
Fulton County Medical Center Long Term Care			1	100%	1
PEDIATRIC ASSOCIATES - JACKSONVILLE			1	100%	1
PRECISE PATHOLOGY ASSOCIATES PLLC			1	100%	1
Good Shepherd Fairview Home, Inc.		1			1
Central Alabama Veterans HCS - West Campus		1			1
EAST LANSING OPCO		1			1
MEMORIAL HERMANN OCCUPATIONAL HEALTH			1	100%	1
Kroger - KRO01100688			1	100%	1
CHILDREN'S AT CHAMBLEE BROOKHAVEN URGE		1			1
Northern Nevada State Veterans Home		1			1

COVID-19: testing by laboratory

Data through Apr 30, 2021 verified as of May 1, 2021 at 09:25 AM

Data in this report are provisional and subject to change.

The numbers in the table below represent the number of Florida and non-Florida residents for whom test results were received by the Department of Health. A person can be tested by more than one laboratory and can have both positive and negative results. **Therefore, the sum of the numbers in each column will be larger than the total number of people tested.**

Reporting lab	Inconclusive	Negative	Positive	Percent positive	Total
Miller Health Care Center			1	100%	1
TEMPLE TERRACE DIALYSIS			1	100%	1
LAKEWOOD RANCH URGENT CARE PA			1	100%	1
SOUTH TEXAS HEALTH SYSTEM ER - WARE ROAD			1	100%	1
PROVIDENCE PORTLAND MEDICAL CENTER		1			1
CHAMBREL AT PINECASTLE			1	100%	1
BRADENTON CONVENTION CENTER☐			1	100%	1
SOUTH DADE NURSING & REHABILITATION CENTER☐			1	100%	1
AUSTIN ER LLC			1	100%	1
NEW MILFORD HOSPITAL			1	100%	1
SAINT PETE MRI			1	100%	1
BGB SUMMIT MEDICAL GROUP		1			1
SPRINGBROOK HOSPITAL			1	100%	1
WESTEX URGENT CARE, PLLC			1	100%	1
Kroger 779 - The Little Clinic Georgetown		1			1
SALEM HOSPITAL REGIONAL LABORATORY		1			1
MAIN STREET PHARMACY OF MARCELLUS, INC		1			1
OMNICARE PHARMACY OF TEXAS 1, LP		1			1
HIGHLANDS CLINICAL LABORATORY			1	100%	1
Heartland of Pittsburgh PA, LLC		1			1
PRIME CARE FAMILY MEDICINE			1	100%	1
AHC Dyersburg		1			1
URGENTMED			1	100%	1
CVS MA634POCT KINGSTON			1	100%	1
CLEVELAND CLINIC OUTPATIENT LABORATORY			1	100%	1
CARE CENTER OF LAKE PLACID			1	100%	1
NORWOOD HEALTH CENTER		1			1
AVON PARK CLUSTER		1			1
PALOMAR MEDICAL CENTER			1	100%	1
AMERICA'S ER SITE 002 LLC			1	100%	1
SEABROOK EMS			1	100%	1
CHRISTIANA HOSPITAL		1			1
MEMORIAL HOSPITAL AT GULFPORT			1	100%	1
PATIENT FIRST - CHERRY HILL		1			1
GENESIS MEDICAL CENTER OF CORAL SPRINGS INC			1	100%	1
EAST END PEDIATRICS		1			1
APACHE HEALTH CENTER			1	100%	1
SOMA MEDICAL CENTER PA #4			1	100%	1
CARING PROFESSIONAL HEALTH CARE LLC		1			1
Brown Memorial Home		1			1
MEDICAL EXAMINERS OFFICE, LEESBURG			1	100%	1
STANDIFER PLACE		1			1
Medilodge of Midland		1			1
AMBRY GENETICS CORP	1				1
KIOSK MEDICINE KENTUCKY LLC		1			1
PUBLIC HEALTH LABORATORIES			1	100%	1
Greenhaven Health and Rehabilitation		1			1

COVID-19: testing by laboratory

Data through Apr 30, 2021 verified as of May 1, 2021 at 09:25 AM

Data in this report are provisional and subject to change.

The numbers in the table below represent the number of Florida and non-Florida residents for whom test results were received by the Department of Health. A person can be tested by more than one laboratory and can have both positive and negative results. **Therefore, the sum of the numbers in each column will be larger than the total number of people tested.**

Reporting lab	Inconclusive	Negative	Positive	Percent positive	Total
BAYSHORE DIALYSIS			1	100%	1
Kroger 444 - The Little Clinic Dent		1			1
BIOLOGICAL AND CHEMICAL EMERGENCIES LABORATORY			1	100%	1
SENCARE MANAGEMENT		1			1
TIMPANOGOS REGIONAL HOSPITAL			1	100%	1
NEXT LEVEL URGENT CARE (WOODLANDS)			1	100%	1
FRITZINGERTOWN SENIOR LIVING		1			1
MEDIPLUS CLINIC, INC			1	100%	1
PAUL C SCHWARTZ & MELVIN L WEIDMAN		1			1
DSL TENANT II LLC			1	100%	1
LANTANA HC LAB			1	100%	1
SHAW MEDICAL GROUP LLC			1	100%	1
Jewish Home of Rochester		1			1
FOUR FREEDOMS DIALYSIS			1	100%	1
Diversicare of Ripley		1			1
SHRIVERS PHARMACY AND WELLNESS CENTER			1	100%	1
LABORATORY COPRORATION OF AMERICA			1	100%	1
OCALA RKC EAST HEMO #1			1	100%	1
St. Catherine's manor of Findlay		1			1
BARTLE'S PHARMACY INC			1	100%	1
MEDEXPRESS NORTHSIDE			1	100%	1
Mayfair Village Nursing Care Center		1			1
CONSULATE HEALTH CARE OF VERO BEACH			1	100%	1
MEDEXPRESS URGENT CARE - LEOMINSTER		1			1
CARENOW URGENT CARE-HENDERSONVILLE		1			1
EPIC CARE PHARMACY		1			1
US LABORATORIES			1	100%	1
BRISTOL REGINAL MEDICAL CENTER			1	100%	1
CALIFORNIA PUBLIC HEALTH LABORATORY			1	100%	1
GREATER TAMPA AT HOME			1	100%	1
Westminster Canterbury Richmond		1			1
SV MOBILE HEALTH			1	100%	1
Raleigh Center (WV)			1	100%	1
JEFFREY A HIRSCHFIELD, MD PA			1	100%	1
LAKE VIEW COURT		1			1
AUTUMN HOUSE			1	100%	1
BLUE RIDGE URGENT CARE MORGANTON			1	100%	1
Gulf Coast health and Rehabilitation, LLC		1			1
SILVER SPRINGS SHORES DIALYSIS			1	100%	1
ST. LUKES HOSPITAL			1	100%	1
MEDICAL CLINIC OF HOUSTON			1	100%	1
Parkwood Healthcare Facility		1			1
MEDEXPRESS URGENT CARE - MT EPHRAIM		1			1
Elm Crest Senior Living Community		1			1
NATIONAL GENETIC INSTITUTE			1	100%	1
MID-SOUTH URGENT CARE, PLLC			1	100%	1
American Fork Care Center dba Heritage Care Center		1			1

COVID-19: testing by laboratory

Data through Apr 30, 2021 verified as of May 1, 2021 at 09:25 AM

Data in this report are provisional and subject to change.

The numbers in the table below represent the number of Florida and non-Florida residents for whom test results were received by the Department of Health. A person can be tested by more than one laboratory and can have both positive and negative results. **Therefore, the sum of the numbers in each column will be larger than the total number of people tested.**

Reporting lab	Inconclusive	Negative	Positive	Percent positive	Total
CACERES SPECIALIZED GYNECOLOGY		1			1
KEY WEST BRANCH MEDICAL CLINIC			1	100%	1
JOHN HOPKINS WELLNESS CENTER PEPSICO			1	100%	1
CAPE FEAR VALLEY MEDICAL CENTER			1	100%	1
HEALTH GUAGE			1	100%	1
Mountain City Care and Rehabilitation Center		1			1
ADVENTHEALTH HOME CARE WATERMAN			1	100%	1
EMERALD HEALTH CARE		1			1
WELL KEY URGENT CARE MARYVILLE		1			1
Parkside Manor		1			1
OXY-GENLAB			1	100%	1
Ladera Center		1			1
FORT LOUDOUN PRIMARY CARE		1			1
Chesapeake Shores - Signature HealthCare LLC		1			1
JOHN H. STROGER, JR. HOSPITAL OF COOK COUNTY			1	100%	1
PULSE MEDICAL DOCTOTS LLC			1	100%	1
SETON HILL UNIVERSITY		1			1
MYCLINIC, INC			1	100%	1
TEXAS HEALTH HARRIS METHODIST HOSPITAL			1	100%	1
ROSE MEDICAL CENTER LAB			1	100%	1
GALVESTON COUNTY HEALTH DISTRICT			1	100%	1
MEDICAL CITY LAS COLINAS			1	100%	1
BIODORON LABORATORIES			1	100%	1
MISSION REGIONAL MEDICAL CENTER			1	100%	1
VITAL CARE			1	100%	1
SUNRISE/QUAY COUNTY HEALTH CLINIC		1			1
BAYLOR SCOTT & WHITE ALL SAINTS MEDICAL CENTER FT			1	100%	1
ATLANTIS VISION CENTER			1	100%	1
NEMOURS CHILDREN'S			1	100%	1
OXLEY PARK HEALTH & REHAB		1			1
NULEASE MEDICAL SOLUTIONS			1	100%	1
VANAJA SUREDDI MD PA			1	100%	1
SUNSHINE FAMILY & WELLNESS CENTER			1	100%	1
SC-GA2018 THE RIDGE REHABILITATION & H		1			1
CMC MERCY LABORATORY			1	100%	1
Signature HealthCare of Bowling Green		1			1
Smg At Bridgewater Family Medicine		1			1
Piqua Manor		1			1
LANGLADE			1	100%	1
RIO GRANDE REGIONAL HOSPITAL FAMILY PRACTICE CLINC			1	100%	1
PROGRESSIVE URGENT CARE, PC			1	100%	1
LIFE CARE CENTER OF CLEVELAND		1			1
CHILDRENS AT NORTH POINT URGENT CARE L		1			1
WEST VIRGINIA LABORATORIES			1	100%	1
NEMOURS CHILDREN’S PRIMARY CARE			1	100%	1
PEDIATRIC PARTNERS ZEPHYRHILLS			1	100%	1
DORAL KIDNEY CENTER			1	100%	1

COVID-19: testing by laboratory

Data through Apr 30, 2021 verified as of May 1, 2021 at 09:25 AM

Data in this report are provisional and subject to change.

The numbers in the table below represent the number of Florida and non-Florida residents for whom test results were received by the Department of Health. A person can be tested by more than one laboratory and can have both positive and negative results. **Therefore, the sum of the numbers in each column will be larger than the total number of people tested.**

Reporting lab	Inconclusive	Negative	Positive	Percent positive	Total
MID FLORIDA DERMATOLOGY ASSOCIATES PA			1	100%	1
PATIENT FIRST - GARRISONVILLE			1	100%	1
Freedom Pointe at The Villages			1	100%	1
CVS CA9751POCT AGOURA		1			1
PARKVIEW MANOR NURSING HOME		1			1
Accordius Health at Harrisonburg		1			1
WASHINGTON SOLDIERS HOME AND COLONY		1			1
CYPRESS CREEK DIALYSIS CTR			1	100%	1
REHABILITATION CENTER OF SOUTH GEORGIA		1			1
ARTESIAN HOME		1			1
HALE KUPUNA HERITAGE HOME		1			1
WESTON COUNTY HEALTH SERVICES			1	100%	1
DR Q PEDIATRICS			1	100%	1
MOUNTAINVIEW URGENT CARE VALLEY		1			1
CLEVELAND CLINIC FLORIDA WAIVED			1	100%	1
PEDIATRIC ASSOCIATES OF JULINGTON CREEK			1	100%	1
Wedgewood Manor		1			1
HENRICO DOCTORS HOSPITAL LABORATORY			1	100%	1
PINELLAS POINT NURSING AND REHAB CENTER			1	100%	1
Pinnacle Health and Rehab at South Portland		1			1
WELLSTREET CLAIRMONT		1			1
MARTIN LUTHER KING RENAL INSTITUTE			1	100%	1
HEARTLAND NURSING & REHABILITATION		1			1
DEVLIN MANOR NURSING AND REHABILITATION		1			1
LACKAWANNA HEALTH AND REHAB CENTER		1			1
NAVICENT HEALTH OCONEE, LLC		1			1
MIAMI JEWISH DIALYSIS			1	100%	1
FRESENIUS MEDICAL CARE TRADTION			1	100%	1
MARYLAND DEPARTMENT OF HEALTH AND MENTAL HYGIENE			1	100%	1
EXPRESS LAB LIVINGSTON			1	100%	1
CHATEAU MADELEINE - SENIOR LIVING & MEMORY CARE			1	100%	1
GENESIS HOME HEALTH CARE SERVICES OF			1	100%	1
KEY BISCAYNE PEDIATRIC ASSOCIATES INC			1	100%	1
WEST FLORIDA MEDICAL CENTER CLINIC			1	100%	1
CONVENIENT MD			1	100%	1
SELECT SPECIALTY HOSPITAL - ORLANDO SOUTH			1	100%	1
PALMETTO CHARTER SCHOOL☐		1			1
MEDEXPRESS URGENT CARE - BENTONVILLE		1			1
LANGLEY DIALYSIS			1	100%	1
COURTLAND TERRACE		1			1
ENCOMPASS HEALTH REHAB HOSP TOMS RIVER		1			1
AESTHETIC PHYSICIANS PC			1	100%	1
A.G. Rhodes		1			1
ADVENTHEALTH SENIOR CARE AT ORMOND			1	100%	1
NOVANT HEALTH PRINCE WILLIAM WELLNESS CENTER			1	100%	1
MULTICARE PHYSICIANS			1	100%	1
THE EMORY CLINIC			1	100%	1

COVID-19: testing by laboratory

Data through Apr 30, 2021 verified as of May 1, 2021 at 09:25 AM

Data in this report are provisional and subject to change.

The numbers in the table below represent the number of Florida and non-Florida residents for whom test results were received by the Department of Health. A person can be tested by more than one laboratory and can have both positive and negative results. **Therefore, the sum of the numbers in each column will be larger than the total number of people tested.**

Reporting lab	Inconclusive	Negative	Positive	Percent positive	Total
Rosa Coplon Jewish Home and Infirmary		1			1
RYE BEACH PHARMACY INC		1			1
WALKIN MEDICAL URGENT CARE,NEW CITY			1	100%	1
CVS IL7142POCT LOCKPORT		1			1
TAYLOR COUNTY HEALTH DEPARTMENT			1	100%	1
Walgreens #12153		1			1
MEDICAL LIFE-INC GUIDEWELL EMERGENCY MEDICINE			1	100%	1
MED FIRST URGENT CARE CENTERS INC			1	100%	1
ST FRANCIS MEDICAL CENTER			1	100%	1
VA Texas Valley Coastal Bend Harlingen HCC		1			1
MCR HEALTH MEDICAL EXPRESS			1	100%	1
Hillside Manor Rehabilitation and Extended Care Center		1			1
St. Anthonys Nursing and Rehab			1	100%	1
ROCKLEDGE HEALTH & REHABILITATION CENTER			1	100%	1
IVY CREEK HEALTHCARE & WELLNESS CENTRE			1	100%	1
GENVIEW DIAGNOSIS INC			1	100%	1
ALLEGANY COUNTY DEPARTMENT OF HEALTH		1			1
AVERA SACRED HEART HOSPITAL			1	100%	1
Kroger 705 - The Little Clinic Richmond		1			1
Remarkable Healthcare Dallas			1	100%	1
BAPTIST HOSPITAL EAST			1	100%	1
Arlington Care Center			1	100%	1
APC HEALTH LLC			1	100%	1
AURORA CONSOLIDATED LABORATORY			1	100%	1
The Center at Centennial			1	100%	1
Life Care Center of Paradise Valley		1			1
AristaCare at Meadow Springs		1			1
Avista Nursing and Rehab			1	100%	1
ROSLYN INTERNAL MEDICINE		1			1
NEW RIVER HEALTH DISTRICT			1	100%	1
LOGAN COUNTY HOSPITAL			1	100%	1
EUROFINS PHOENIX			1	100%	1
Orange City Nursing and Rehab Center			1	100%	1
SPORTS MEDICINE CLINIC - U OF WYOMING			1	100%	1
WALGREENS # 12338		1			1
Juniper Village at Bucks County		1			1
BREVARD COUNTY JAIL			1	100%	1
MEDCARE QUALITY MEDICAL CENTER LLC			1	100%	1
COOSA VALLEY HEALTHCARE CENTER LLC		1			1
ADVANCED RESEARCH INSTITUTE			1	100%	1
LAB TEST KENDALL LLC		1			1
CRESTHAVEN			1	100%	1
SANTA CRUZ COUNTY HEALTH SERVICES			1	100%	1
WALGREENS #06025		1			1
CAH ACQUISITION COMPANY 11 LLC			1	100%	1
MEDEXPRESS URGENT CARE-BRENTWOOD		1			1
SILVERMAN			1	100%	1

COVID-19: testing by laboratory

Data through Apr 30, 2021 verified as of May 1, 2021 at 09:25 AM

Data in this report are provisional and subject to change.

The numbers in the table below represent the number of Florida and non-Florida residents for whom test results were received by the Department of Health. A person can be tested by more than one laboratory and can have both positive and negative results. **Therefore, the sum of the numbers in each column will be larger than the total number of people tested.**

Reporting lab	Inconclusive	Negative	Positive	Percent positive	Total
LEE MEMORIAL HEALTH SYSTEMS HOME HEALTH		1			1
FLORIDA DEPARTMENT OF HEALTH PALM BEACH COUNTY			1	100%	1
WORKFORCE HEALTH DEPARTMENT			1	100%	1
GENESIS HEALTH SYSTEM			1	100%	1
HEALTH CLINIC,THE		1			1
MEDICAL ASSOCIATES OF CARTER		1			1
Heritage of Red Cloud		1			1
WALKERS DRUG STORE			1	100%	1
FIVE STAR PREMIER RESIDENCES OF POMPANO BEACH			1	100%	1
MAINE HEALTH AND ENVIRONMENTAL TESTING LABORATORY			1	100%	1
TMH PHYSICIAN PARTNERS QUINCY			1	100%	1
LOUISIANA STATE LAB			1	100%	1
Kroger 016 - The Little Clinic Centennial		1			1
park avenue extended care		1			1
ASHLEY PEDIATRICS DAY & NIGHT CLINIC			1	100%	1
Washington County Nursing HOme			1	100%	1
HIGH DESERT COURT GROUP HOME			1	100%	1
PHYSICIANS IMMEDIATE CARE CHICAGO			1	100%	1
PREMIUM HOME HEALTH CARE INC			1	100%	1
MISSISSIPPI VALLEY REGIONAL BLOOD CENTER			1	100%	1
WALGREENS #5130			1	100%	1
LIBERTY URGENT CARE			1	100%	1
GRANITE FALLS LTC, LLC		1			1
LabCorp L#09258295 M#09258285			1	100%	1
PACIFICA CARE PLLC			1	100%	1
TFH HOME HEALTH INC			1	100%	1
CLINIC OF PLANT CITY, THE		1			1
CONTINENTAL HOME HEALTH CARE INC			1	100%	1
ST JOSEPHS CHILDRENS HOSPITAL PEDI TRANSPORT			1	100%	1
TANNER MEDICAL CENTER VILLA RICA		1			1
Kroger 618 - The Little Clinic Trail Creek Village		1			1
MEMORIAL HEALTH UNIVERSITY MEDICAL		1			1
EMPATH HOME HEALTH LLC			1	100%	1
Chateau Living Center			1	100%	1
SEVEN HILLS HEALTHCARE GROUP LLC DBA		1			1
SPECTRUM LABORATORY			1	100%	1
HUDSON REGIONAL HOSPITAL			1	100%	1
WEST BOYNTON DIALYSIS			1	100%	1
SMA BEHAVIORAL HEALTH SERVICES INC		1			1
Casa Real Center		1			1
Community Care Center of Heritage House, LLC			1	100%	1
Rehab Select of Talladega		1			1
ABRAZO WEST CAMPUS			1	100%	1
ADVANCE HEALTH AND WELLNESS SOLUTIONS			1	100%	1
MORSELIFE HOME CARE INC			1	100%	1
SHERIDAN VAMC		1			1
RIVERTON CBOC			1	100%	1

COVID-19: testing by laboratory

Data through Apr 30, 2021 verified as of May 1, 2021 at 09:25 AM

Data in this report are provisional and subject to change.

The numbers in the table below represent the number of Florida and non-Florida residents for whom test results were received by the Department of Health. A person can be tested by more than one laboratory and can have both positive and negative results. **Therefore, the sum of the numbers in each column will be larger than the total number of people tested.**

Reporting lab	Inconclusive	Negative	Positive	Percent positive	Total
WELLINGTON PHYSICIANS URGENT CARE AT PALOMINO			1	100%	1
Royal Palm Beach Health and Rehab Center			1	100%	1
INTERIM HEALTHCARE			1	100%	1
Altenheim Senior Living		1			1
INNOVATIVE HEALTH DIAGNOSTIC OF CALIFORNIA			1	100%	1
CASA DE ORO CARE AND REHABILITATION CE		1			1
FIT4LIFE MEDICAL CENTER			1	100%	1
Premier Estates of Dublin, LLC		1			1
CHI MEMORIAL HOSPITAL CHATTANOOGA			1	100%	1
REGIONAL MEDICAL CENTER			1	100%	1
D'YOUVILLE SCHOOL OF PHARMACY	1				1
RESOURCE PATH LLC			1	100%	1
ORMOND PEDIATRICS PA			1	100%	1
MYLAN-SOUTH POINT PA	1				1
TENNOVA HEALTHCARE - CLEVELAND			1	100%	1
SAINT LEO UNIVERSITY INCORPORATED			1	100%	1
WESTMINSTER COLLEGE	1				1
DAYTONA BEACH CENTRA CARE			1	100%	1
MEMORIAL HERMANN KATY HOSPITAL			1	100%	1
Medilodge of East Lansing	1				1
SUN LABORATORY SERVICES,INC			1	100%	1
PSL JAX BEACH OPERATIONS LLC			1	100%	1
JOHN PETER SMITH HOSPITAL- OB TRIAGE			1	100%	1
EVEXIA DIAGNOSTICS			1	100%	1
SMYTH COUNTY COMMUNITY HOSPITAL LABORATORY			1	100%	1
GWINNETT MEDICAL CENTER			1	100%	1
Heartland Health Care Center Jacksonville			1	100%	1
MEMORIAL SATILLA HEALTH			1	100%	1
MANHATTAN EYE EAR AND THROAT HOSPITAL	1				1
ERIE COUNTY EMERGENCY SERVICES DIV OF	1				1
Port Orange Nursing And Rehab Center			1	100%	1
777 URGENT CARE			1	100%	1
RCP OF MEMORIAL WEST			1	100%	1
ALTAMONTE SPRINGS WALK IN MED CENTER			1	100%	1
WEST VIRGINIA UNIVERSITY HOSPITALS			1	100%	1
CARENOW URGENT CARE-MURFREESBORO			1	100%	1
THE TOLEDO HOSPITAL			1	100%	1
CLINICAL LABORATORY DEPARTMENT			1	100%	1
PHOEBE PRIMARY CARE CAMILLA			1	100%	1
HIDALGO FAMILY CLINIC			1	100%	1
PEDIATRICS AND FAMILY CARE, LLC			1	100%	1
CARESPOT - OVIEDO			1	100%	1
DR PHILLIPS CENTER FOR WELLNESS	1				1
ADAPTIVE BIOTECHNOLOGIES			1	100%	1
ALBUQUERQUE INDIAN HEALTH CENTER	1				1
CONNECTICUT CVS PHARMACY, LLC	1				1
CVS KS8601POCT OVERLAND PARK			1	100%	1

COVID-19: testing by laboratory

Data through Apr 30, 2021 verified as of May 1, 2021 at 09:25 AM

Data in this report are provisional and subject to change.

The numbers in the table below represent the number of Florida and non-Florida residents for whom test results were received by the Department of Health. A person can be tested by more than one laboratory and can have both positive and negative results. **Therefore, the sum of the numbers in each column will be larger than the total number of people tested.**

Reporting lab	Inconclusive	Negative	Positive	Percent positive	Total
HEALTH FIRST MEDICAL GROUP LLC			1	100%	1
QUALITY CLINICAL LAB LLC			1	100%	1
MID-FLORIDA PATHOLOGY LLC		1			1
FREDERICK AVENUE GROUP HOME		1			1
CARSON NURSING AND REHABILITATION CENTER		1			1
Ranger Care Center			1	100%	1
BAPTIST HEALTH PRIMARY CARE AT CUTLER BAY			1	100%	1
MOUNT SINAI CORAL GABLES			1	100%	1
Kroger 539 - The Little Clinic Memorial Blvd.		1			1
WAKE FOREST MEDICAL CENTER LABORATORY			1	100%	1
SMITH KLINE			1	100%	1
Central Alabama Veterans HCS - East Campus		1			1
HARMONY HEALTHCARE ORLANDO INC		1			1
UNIVERSITY PLACE NURSING CENTER		1			1
SIGNATURE CARE MIDLAND			1	100%	1
TREASURE COAST MEDICAL CONCIERGE LLC			1	100%	1
ANDREWS			1	100%	1
DAVITA DIALYSIS-NORTH			1	100%	1
URGENT CARE CENTER OF PORT ORANGE LLC			1	100%	1
GAMMA HEALTHCARE, INC		1			1
NABI		1			1
ANY LAB TEST NOW JACKSONVILLE		1			1
CLINTON DRUG STORE		1			1
IVY CREEK FAMILY CARE OF TROY			1	100%	1
Kroger 500 - The Little Clinic Speedway		1			1
Dupage Care Center			1	100%	1
MONMOUTH MEDICALC ENTER		1			1
Cornerstone at the Ranch		1			1
ADVANCED BIOMEDICAL INC			1	100%	1
Kroger 397 - The Little Clinic Frankfort East		1			1
NEMOURS CHILDREN'S PRIMARY CARE			1	100%	1
GOSHEN HOSPITAL			1	100%	1
SANITAS RESEARCH LLC			1	100%	1
WALGREENS #05432		1			1
CLEVELAND CLINIC OHIO LABORATORIES			1	100%	1
FLORIDA HEALTH CARE MEDICAL GROUP		1			1
TENNOVA ER - SANGO			1	100%	1
HEALTH NETWORK LAB			1	100%	1
HORIZON MEDICAL CENTER			1	100%	1
INFANTS & CHILDREN PA			1	100%	1
MINUTE CLINIC DIAGNOSTIC MED GRP OF CA		1			1
ORLANDO PHYSICIAN NETWORK		1			1
JOHN MANCHIN SR HEALTH CARE CENTER		1			1
PULMONARY, CRITICAL CARE AND SLEEP DISORDERS INSTITUTE OF SOUTH FLORID			1	100%	1
FAYETTE MEDICAL CENTER LAB		1			1
Oakview Manor Health and Rehab		1			1
CONCENTRA - OCALA		1			1

COVID-19: testing by laboratory

Data through Apr 30, 2021 verified as of May 1, 2021 at 09:25 AM

Data in this report are provisional and subject to change.

The numbers in the table below represent the number of Florida and non-Florida residents for whom test results were received by the Department of Health. A person can be tested by more than one laboratory and can have both positive and negative results. **Therefore, the sum of the numbers in each column will be larger than the total number of people tested.**

Reporting lab	Inconclusive	Negative	Positive	Percent positive	Total
OCALA REGIONAL DIALYSIS- NORTH			1	100%	1
HANCOCK REGIONAL HOSPITAL		1			1
HEALTH CARPENTER PLLC		1			1
CAREWELL URGENT CARE FITCHBURG			1	100%	1
LIMA MEMORIAL HOSPITAL			1	100%	1
MIAMI-DADE COUNTY HEALTH DEPT.		1			1
Bethel Lutheran Nursing & Rehabilitation Center		1			1
HOLLAND COMMUNITY HOSPITAL		1			1
NEW YORK STATE DEPTARTMENT OF HEALTH			1	100%	1
Memorial Health Care Center			1	100%	1
REFERENCE LABORATORY			1	100%	1
COASTAL PEDIATRICS LLC			1	100%	1
IDAHO HEALTH DEPARTMENT			1	100%	1
Fairhope		1			1
SOUTHERN OHIO MEDICAL CENTER			1	100%	1
ALL AMERICAN FAMILY AND GERIATRIC CARE			1	100%	1
WELLCARE URGENT CARE			1	100%	1
PUBLIX PHARMACY #0332		1			1
Autumn Care of Suffolk		1			1
Rockcastle Health and Rehab		1			1
HSRE-ASL CASSELBERRY TRS, LLC			1	100%	1
INTERIM HEALTHCARE OF PALM COAST			1	100%	1
Ashland Place Health and Rehabilitation, LLC		1			1
Northwest Metro VA OPC		1			1
SUMMIT HEALTHCARE REGIONAL MEDICAL		1			1
Kroger - KR003400316			1	100%	1
Encompass Health Rehab Hosp Tinton Falls		1			1
Schoenbrunn Healthcare		1			1
VERITAS GENETICS, INC.			1	100%	1
JOHNSON & JOHNSON VISION CARE-VISTAKON			1	100%	1
REGIONAL MED CTR BAYONET POINT			1	100%	1
VICTORIA PAIN AND REHABILITATION CENTER			1	100%	1
Hinesville VA Clinic		1			1
SPRINGFIELD HOSPITAL			1	100%	1
MAHONEY PEDIATRICS PA			1	100%	1
SAINT ALPHONSUS REGIONAL MEDICAL CENTER			1	100%	1
PHYSICIANS URGENT CARE			1	100%	1
NOORANI MEDICAL CENTER LLC			1	100%	1
DORNOCH PLACE DEL PRADO		1			1
Davie Nursing & Rehabilitation Center		1			1
WESLEY CHAPEL INTERNAL MEDICINE AND PEDIATRICS PA			1	100%	1
SISTERS MISSION			1	100%	1
CHATSWORTH ASSISTED LIVING COMMUNITY AT PGA NATIONAL			1	100%	1
JACKSONVILLE HEALTH & REHAB		1			1
MARTIN HEALTH PHYSICIAN GROUP			1	100%	1
GATEWAY COMMUNITY SERVICES INC			1	100%	1
TITUSVILLE TOWERS ASSISTED LIVING		1			1

COVID-19: testing by laboratory

Data through Apr 30, 2021 verified as of May 1, 2021 at 09:25 AM

Data in this report are provisional and subject to change.

The numbers in the table below represent the number of Florida and non-Florida residents for whom test results were received by the Department of Health. A person can be tested by more than one laboratory and can have both positive and negative results. **Therefore, the sum of the numbers in each column will be larger than the total number of people tested.**

Reporting lab	Inconclusive	Negative	Positive	Percent positive	Total
FLORIDA EPIDEMIOLOGY PROGRAM			1	100%	1
WILMINGTON NURSING AND REHAB			1	100%	1
AVANTARA REDFIELD		1			1
SYNAPSE ANALYTICAL LABS		1			1
NONA MEDICAL ARTS		1			1
ALL PRO ORTHOPEDICS & SPORTS MEDICINE, PA			1	100%	1
NORTHWEST TEXAS HEALTHCARE SYSTEM,INC			1	100%	1
SOUTH FLORIDA EVALUATION AND TREATMENT		1			1
ATMORE COMMUNITY HOSPITAL			1	100%	1
ATHENS MEDICAL CENTER			1	100%	1
EXACCARE KINGSTON, LLC			1	100%	1
FLORIDA FAMILY LABORATORY		1			1
NEMOUR'S CHILDREN'S CLINIC			1	100%	1
MRMC LAB MICRO			1	100%	1
SARASOTA MEMORIAL HEALTHCARE			1	100%	1
Kroger 588 - The Little Clinic Thompsons Station		1			1
LIFESTREAM BEHAVIORAL CENTER INC			1	100%	1
FLORIDA DIGESTIVE AND LIVER SPECIALISTS			1	100%	1
BLESSINGS MEDICAL CLINIC, THE			1	100%	1
DEVITA		1			1
Trenton Health and Rehabilitation		1			1
CROZER-CHESTER MEDICAL CENTER			1	100%	1
Cerenity Senior Care-White Bear Lake		1			1
CONCENTRA - TAMPA EAST		1			1
ELLICOTT CENTER FOR REHABILITATION AND		1			1
FLORIDA CLINICAL RESEARCH CENTER, LLC			1	100%	1
SUTTER HEALTH SACRAMENTO SIERRA REGION			1	100%	1
STEPHENS COUNTY HOSPITAL			1	100%	1
Traymore Nursing Center		1			1
CRESTVIEW CLINICAL LABORATORY			1	100%	1
ANDERSON NURSING CENTER			1	100%	1
SUNCOAST FAMILY MEDICAL ASSOCIATES			1	100%	1
NIHCC			1	100%	1
Waycross VA CBOC		1			1
WELLINGTON WEST 100176			1	100%	1
HEALTHPLUS			1	100%	1
SOUTHERN FAMILY HEALTH			1	100%	1
INTERIM HHA OF ST AUGUSTINE INC		1			1
BRADEN CLINIC		1			1
COASTAL MANOR		1			1
THE HEART HOSPITAL BAYLOR PLANO			1	100%	1
HOLMES FAMILY PRACTICE PA			1	100%	1
DOCTORS HOSPITAL OF LAREDO			1	100%	1
SKIN AND CANCER ASSOCIATES LLP		1			1
ACCELERATED URGENT CARE		1			1
Florence Nursing and Rehabilitation Center		1			1
GARNET HEALTH URGENT CARE		1			1

COVID-19: testing by laboratory

Data through Apr 30, 2021 verified as of May 1, 2021 at 09:25 AM

Data in this report are provisional and subject to change.

The numbers in the table below represent the number of Florida and non-Florida residents for whom test results were received by the Department of Health. A person can be tested by more than one laboratory and can have both positive and negative results. **Therefore, the sum of the numbers in each column will be larger than the total number of people tested.**

Reporting lab	Inconclusive	Negative	Positive	Percent positive	Total
MEMORIAL HERMANN SOUTHWEST HOSPITAL			1	100%	1
PASCO COUNTY HEALTH DEPARTMENT			1	100%	1
ARLINGTON ADULT RESIDENTIAL FACILITY, INC			1	100%	1
MEDEXPRESS URGENT CARE - LAWTON		1			1
MEDEXPRESS URGENT CARE - CABOT			1	100%	1
SPECTRUM LUDINGTON			1	100%	1
VA OPTOMETRY CLINIC			1	100%	1
Sage Bluff Health & Rehabilitation Center		1			1
Villa Maria			1	100%	1
ER NEAR ME HULEN	1				1
PANCARE HEALTH - BRUCE			1	100%	1
HEARTLAND PHARMACY SEBRING			1	100%	1
MORELL			1	100%	1
Bolingreen Health and Rehabilitation	1				1
Kroger 569 - The Little Clinic Gallatin	1				1
CLIFTON-FINE HOSPITAL LABORATORY	1				1
C V S / PHARMACY #833	1				1
Arch Plaza Nursing and Rehabilitation Center			1	100%	1
TILLAMOOK COUNTY GENERAL HOSPITAL LAB	1				1
Walgreens #5421	1				1
BRIGHT HEALTH CLINIC CORP			1	100%	1
ADVENTHEALTH MEDICAL GROUP OBSTETRICS AND			1	100%	1
CANDLER HOSPITAL			1	100%	1
VA Boston HCS-Brockton Division	1				1
LAKE CHELAN COMMUNITY HOSPITAL	1				1
HARDIN HEALTH INC	1				1
BROWARD MEDICAL LAB			1	100%	1
DORA HOME CARE			1	100%	1
MINUTECLINIC DIAGNOSTIC OF TN PC #6437	1				1
MORGAN MEDICAL CENTER	1				1
BOCA RATON REGIONAL HOSPITAL	1				1
MEMPHIS URGENT CARE #2, LLC			1	100%	1
RADIANCE HEALTH RX	1				1
MEDEXPRESS URGENT CARE-HAVERHILL	1				1
CONSOLIDATED			1	100%	1
COLLINS NURSING HOME	1				1
WESTOX LABS	1				1
PHYSICIAN ASSOCIATES, LLC			1	100%	1
Vista Park			1	100%	1
TILE PHARMACY	1				1
URGENT 202 COX CREEK PKWY	1				1
FIRSTCARE MEDICAL CENTER			1	100%	1
SAINT AGNES HOSPITAL			1	100%	1
MEDEXPRESS URGENT CARE - JACKSON	1				1
SARHA DOCTORS CENTER			1	100%	1
ALTA BATES SUMMIT MEDICAL CENTER CLINICAL LAB			1	100%	1
Crowne Health Care of Eufaula	1				1

COVID-19: testing by laboratory

Data through Apr 30, 2021 verified as of May 1, 2021 at 09:25 AM

Data in this report are provisional and subject to change.

The numbers in the table below represent the number of Florida and non-Florida residents for whom test results were received by the Department of Health. A person can be tested by more than one laboratory and can have both positive and negative results. **Therefore, the sum of the numbers in each column will be larger than the total number of people tested.**

Reporting lab	Inconclusive	Negative	Positive	Percent positive	Total
WELLPATH			1	100%	1
ENT AND ALLERGY ASSOCIATES, LLP		1			1
EMERY MEDICAL CENTER			1	100%	1
BMRHC HARRISON		1			1
Walgreens #3049		1			1
QUALITY LAB			1	100%	1
PALMA CEIA MED GROUP-SWANN		1			1
EAGLE COUNTY HEALTH AND HUMAN SERVICES			1	100%	1
POUDRE VALLEY HOSPITAL			1	100%	1
SCHUYLER HOSPITAL		1			1
ADVANCED MEDICAL LABORATORIES (AML)			1	100%	1
EXPRESS CARE OF OCALA			1	100%	1
HIGHLAND LABORATORY			1	100%	1
SEGAL INSTITUTE FOR CLINICAL RESEARCH INC			1	100%	1
Smg/North Jersey Hematology & Oncology		1			1
PARK CITY HOSPITAL - RESPIRATORY CARE SERVICES			1	100%	1
ST MARY'S OF SAGINAW		1			1
ATRIA TAMARAC			1	100%	1
BERKSHIRE MEDICAL CENTER			1	100%	1
THE MEDICAL CENTER AT SCOTTSVILLE			1	100%	1
MARINA DEL REY HOSPITAL LAB			1	100%	1
GARDENS PEDIATRICS LAB			1	100%	1
ACCULAB			1	100%	1
KNOX COMMUNITY HOSPITAL			1	100%	1
MEDICAL CENTER OF TRINITY - MOB		1			1
PEDIATRIC SPECIALTY CLINIC COLLIER			1	100%	1
PHOENIX MEDICAL CLINIC			1	100%	1
IZ MEDICAL		1			1
CARENOW URGENT CARE – SPRING			1	100%	1
PHYSICIANS OF CENTRAL FLORIDA			1	100%	1
CAROLINA BAY HEALTHCARE CTR OF WILMING		1			1
Citadel		1			1
ADVENT HEALTH MEDICAL GROUP MULTISPECIALTY			1	100%	1
Erie VAMC		1			1
MEDEXPRESS URGENT CARE - WAYNESBURG		1			1
ADVENTHEALTH MEDICAL GROUP FAMILY			1	100%	1
MT SINA1 HOSPICE			1	100%	1
WOOD COUNTY HEALTH DEPARTMENT			1	100%	1
Kroger 395 - The Little Clinic Blanchester		1			1
BAYMEADOWS PEDIATRIC CARE		1			1
MCG HOSPITALS AND CLINICS			1	100%	1
PREMIER HEALTH CARE INC			1	100%	1
Friendship Manor Inc.		1			1
UHS BINGHAMTON GENERAL			1	100%	1
UNIVERSITY OF SOUTH FLORIDA			1	100%	1
DUKE UNIVERSITY MEDICAL CENTER			1	100%	1
HENRY FORD HOSPITAL			1	100%	1

COVID-19: testing by laboratory

Data through Apr 30, 2021 verified as of May 1, 2021 at 09:25 AM

Data in this report are provisional and subject to change.

The numbers in the table below represent the number of Florida and non-Florida residents for whom test results were received by the Department of Health. A person can be tested by more than one laboratory and can have both positive and negative results. **Therefore, the sum of the numbers in each column will be larger than the total number of people tested.**

Reporting lab	Inconclusive	Negative	Positive	Percent positive	Total
MOUNT SINAI MEDICAL CENTER HIALEAH			1	100%	1
CORNERSTONE OF RECOVERY INC		1			1
Kroger 805 - The Little Clinic Lewis Center		1			1
MINNESOTA HERITAGE HOUSE		1			1
WVU MEDICINE - WESTON			1	100%	1
KISSIMMEE HOME TRAINING		1			1
SIGNATURE HEALTHCARE OF BUCKHEAD		1			1
STOPWATCH URGENT CARE			1	100%	1
Alden North Shore			1	100%	1
MEDEX CLINIC LLC			1	100%	1
LADY OF THE SEA HOSPITAL LAB			1	100%	1
OHIOHEALTH URGENT CARE			1	100%	1
LAURELS OF ATHENS, THE		1			1
ADVENTHEALTH DURAND			1	100%	1
Kingston of Ashland		1			1
WALGREENS #12624		1			1
Advanced Health Care of St. George		1			1
TANNER CLINIC			1	100%	1
GEORGETOWN URGENT CARE			1	100%	1
ADVOCATE GOOD SAMARITAN			1	100%	1
UPMC NORTHWEST HOSPITAL			1	100%	1
Kroger 523 - The Little Clinic Dickson			1	100%	1
SOUTHERN HILLS MEDICAL CENTER			1	100%	1
FIRST MEDICAL RESPONSE OF TEXAS, INC			1	100%	1
Errera Community Care Center		1			1
HOLYCROSS URGENT CARE AND IMAGING CENTER		1			1
FLORIDA KEYS PED AND ADOLES CTR			1	100%	1
WOODSTOCK HEALTH DEPARTMENT			1	100%	1
TITAN GENOMICS, LLC			1	100%	1
PACE UNIVERSITY HEALTH CARE		1			1
RIVERSIDE COUNTY PUBLIC HEALTH LABORATORY			1	100%	1
STEELFUSION CLINICAL TOXICOLOGY LABS			1	100%	1
HOME AIDE SVC OF EASTERN NY INC D/B/A		1			1
EMORY DECATUR HOSPITAL - EMORY MEDICAL		1			1
LOURDES-NOREEN MCKEEN RESIDENCE□			1	100%	1
ORAL & FACIAL SURGERY			1	100%	1
MEMORIAL MEDICAL CENTER			1	100%	1
CARE CONNECTIONS AT HOME LLC			1	100%	1
THE BRENNITY AT TRADITION			1	100%	1
Alaska Domiciliary Care for Homeless Veterans		1			1
Dugan Memorial Home		1			1
NORTHEAST REGIONAL MEDICAL CENTER			1	100%	1
Iosco County Medical Care Facility		1			1
GPI MEDICAL CENTER, INC			1	100%	1
LABONE		1			1
PEDIATRIC PARTNERS OF ZEPHYRHILLS PA			1	100%	1
PALM COAST DRAW STATION/AMERICAN HEALTH ASSOCIATES		1			1

COVID-19: testing by laboratory

Data through Apr 30, 2021 verified as of May 1, 2021 at 09:25 AM

Data in this report are provisional and subject to change.

The numbers in the table below represent the number of Florida and non-Florida residents for whom test results were received by the Department of Health. A person can be tested by more than one laboratory and can have both positive and negative results. **Therefore, the sum of the numbers in each column will be larger than the total number of people tested.**

Reporting lab	Inconclusive	Negative	Positive	Percent positive	Total
BAPTIST MEDICAL PLAZA AT MIAMI LAKES DIAGNOSTICS			1	100%	1
Villages of St.Peters		1			1
VIP FAMILY PRACTICE			1	100%	1
UMASS MEMORIAL/MARLBORO HOSPITAL			1	100%	1
KIDZ FAMILY CARE			1	100%	1
BRIDGEWATER AT WATERMAN VILLAGE			1	100%	1
VELOCITY URGENT CARE - LITTLE CREEK			1	100%	1
LAKE WALES DIALYSIS CENTER			1	100%	1
ASSOCIATESMD			1	100%	1
NORTH BROWARD MEDICAL CENTER			1	100%	1
HABANA HEALTH CARE CENTER			1	100%	1
PHYSICIANS LAB INC			1	100%	1
OCEAN PEDIATRIC CARE			1	100%	1
BISHOP KEARNEY	1				1
ALLIED PEDIATRICS & FAMILY MEDICINE			1	100%	1
ELKHART GENERAL HOSPITAL			1	100%	1
MEMORIALCARE LONG BEACH MEDICAL CENTER			1	100%	1
CVS AZ9374POCT TUCSON	1				1
BAPTIST HEALTH SURGERY CENTER			1	100%	1
WW Chem Auto SS			1	100%	1
SWIFTCARE URGENT CARE, PLLC			1	100%	1
CROWNPOINT HEALTHCARE FACILITY	1				1
HEBER VALLEY HOSPITAL			1	100%	1
NORTH COUNTY MEDICAL LAB			1	100%	1
Walgreens #10851	1				1
NHC PLACE AT COOL SPRINGS	1				1
NORTHEAST BAPTIST HOSPITAL			1	100%	1
MEDEXPRESS URGENT CARE, EDWARDSVILLE	1				1
SPRING VALLEY HOSPITAL MEDICAL CENTER			1	100%	1
NLAC SUMMERBIO			1	100%	1
AMD			1	100%	1
FLORIDA HOSPITAL LAB			1	100%	1
St Mary's d'Youville Pavilion	1				1
RUBY MEMORIAL HOSP. LAB			1	100%	1
CENTRAL FLA PEDIATIC URGENT CARE LLC	1				1
HAYS CLINICAL LAB			1	100%	1
KROGER 915 - THE LITTLE CLINIC ANDERSON			1	100%	1
BROOKS REHAB			1	100%	1
GATEWAY HEALTHCARE, PC			1	100%	1
SANTA BARABARA ALF LLC (THE WINDSOR)			1	100%	1
CURELOGICS WOUND CARE & HYPERBARIC CENTER	1				1
MEMORIAL HERMANN MEDICAL GROUP-ATASCOCITA PEDS			1	100%	1
MOUNT SINAI MEDICAL CENTER AVENTURA ER			1	100%	1
PALMETTO LANDING			1	100%	1
JP MORGAN CHASE HEALTH SERVICES			1	100%	1
TCPA CLINICAL LABORATORIES			1	100%	1
US PUBLIC HEALTH SERVICE HOSPITAL			1	100%	1

COVID-19: testing by laboratory

Data through Apr 30, 2021 verified as of May 1, 2021 at 09:25 AM

Data in this report are provisional and subject to change.

The numbers in the table below represent the number of Florida and non-Florida residents for whom test results were received by the Department of Health. A person can be tested by more than one laboratory and can have both positive and negative results. **Therefore, the sum of the numbers in each column will be larger than the total number of people tested.**

Reporting lab	Inconclusive	Negative	Positive	Percent positive	Total
SOUTHWEST ORLANDO FAMILY MEDICINE, PL			1	100%	1
SOUTHEASTERN HEALTH FACILITES, INC		1			1
BIOMAT USA INC			1	100%	1
STEWART MEDICAL GROUP INC			1	100%	1
Wexner Heritage House			1	100%	1
MEMORIAL HOSPITAL - BELLEVILLE			1	100%	1
ASSOCIATES MD MEDICAL GROUP INC			1	100%	1
PREMISEHEALTH		1			1
Kroger 126 - The Little Clinic Cottonwood		1			1
STAYING HEALTHY MEDICAL SERVICES			1	100%	1
Quince Nursing and Rehabilitation Center		1			1
AHUJA MEDICAL CENTER			1	100%	1
PINNACLE DIALYSIS		1			1
SAMSON MEDICAL CLINIC			1	100%	1
LOUIS STOKES CLEVELAND VA MEDICAL CENTER			1	100%	1
NORTHWEST FLORIDA SPECIALTY PHYSICIANS LLC		1			1
VillageCare Rehabilitation and Nursing Center		1			1
Wayne County Nursing Home		1			1
MISSOURI DEPT. OF HEALTH			1	100%	1
AURORA HEALTH CARE METRO INC			1	100%	1
ELDERWOOD AT WAVERLY		1			1
ABINGTON MEMORIAL HOSPITAL			1	100%	1
WELLMED AT LONGWOOD			1	100%	1
DAYTONA BEACH DIALYSIS			1	100%	1
FAMILY MEDICAL CENTRE			1	100%	1
Troy Center for Rehabilitation & Nursing		1			1
UT HEALTH RIO GRANDE VALLEY PRIMARY CARE AT			1	100%	1
NATION'S BEST CARE HOME HEALTH			1	100%	1
AVERA HEART HOSPITAL OF SD			1	100%	1
PUBLIX PHARMACY # 1236			1	100%	1
ROCK RAPIDS HEALTH CENTRE		1			1
AFTER HOURS CARE OF AMERICUS INCORPORA			1	100%	1
Sherwood Oaks Health Center			1	100%	1
EVERLYWELL DIAGNOSTICS			1	100%	1
DOCTORS CARE – GREER		1			1
NEW SMYRNA BEACH AMBULATORY CARE CTR			1	100%	1
M.D. ANDERSON CANCER CENTER			1	100%	1
Crowne Place Assisted Living		1			1
NORTH FLORIDA CHILD DEVELOPMENT, INC			1	100%	1
AUTUMN CARE OF STATESVILLE, LLC		1			1
Manor Care Health Care Services - Williamsport North		1			1
Brakeley Park Center		1			1
AMERICAN DRUG TESTING LAB LLC			1	100%	1
MEDEXPRESS URGENT CARE, LEBANON		1			1
MERITER LABORATORIES			1	100%	1
MISSION HOSPITAL			1	100%	1
BMC MAYPORT			1	100%	1

COVID-19: testing by laboratory

Data through Apr 30, 2021 verified as of May 1, 2021 at 09:25 AM

Data in this report are provisional and subject to change.

The numbers in the table below represent the number of Florida and non-Florida residents for whom test results were received by the Department of Health. A person can be tested by more than one laboratory and can have both positive and negative results. **Therefore, the sum of the numbers in each column will be larger than the total number of people tested.**

Reporting lab	Inconclusive	Negative	Positive	Percent positive	Total
BRONSON METHODIST HOSPITAL			1	100%	1
DOCTORS CHOICE HOME CARE INC			1	100%	1
BAPTIST HEALTH ASI			1	100%	1
IMA MEDICAL CENTER OF SOUTH WEST ORLANDO			1	100%	1
ESOTERIC LAB			1	100%	1
PHOENIX PROGRAMS OF FLORIDA INC		1			1
THOMAS HOSPITAL			1	100%	1
CVS TX7431POCT ROWLETT		1			1
BLUFFTON HEALTH CENTER			1	100%	1
Encompass Health Littleton	1				1
WALGREENS #12322	1				1
TREASURE COAST COMMUNITY HEALTH INC			1	100%	1
MEDICAL CENTER			1	100%	1
GATEWAY LABORATORIES	1				1
SIGNATURE CARE COLLEGE STATION			1	100%	1
WAYNE COUNTY PUBLIC HEALTH	1				1
MEDLABS OF FLORIDA LLC D/B/A MEDLABS DIAGNOSTICS	1				1
ManorCare Yeadon	1				1
MEDEXPRESS URGENT CARE - UNIONTOWN	1				1
Kroger 531 - The Little Clinic Waterville	1				1
BETHESDA HEALTH PHYSICIANS GROUP	1				1
VCU HEALTH SYSTEM AUTHORITY - MCV HOSPITALS			1	100%	1
PEDIATRIC URGENT CARE CENTR OF FORT WORTH-LA GRAN			1	100%	1
Kroger 419 - The Little Clinic Farmington/Exeter	1				1
TRUCARE LIVING CENTERS - SELMA			1	100%	1
LAURELS OF NORWORTH	1				1
ST JOHN'S MEDICAL CENTER, TETON VILLAGE			1	100%	1
North Ottawa Care Center at Heartwood Lodge	1				1
FAIRVIEW HOSPITAL			1	100%	1
Walgreens #17445	1				1
STAMFORD HOSPITAL			1	100%	1
RELIANCE HOME HEALTH CARE INC	1				1
COLLIER BLVD HMA PHYSICIANS MANAGEMENT LLC			1	100%	1
PALM COTTAGE OPERATOR LLC			1	100%	1
AUGUSTA HEALTH SD			1	100%	1
WELLSTREET SMYNA URGENT CARE	1				1
ADVANCED CARDIOVASCULAR DIAGNOSTICS PL	1				1
STITCHES ACUTE CARE CENTER OF CHEYENNE			1	100%	1
BRIDGEWATER PARK ASSISTED LIVING LLC			1	100%	1
LINCOLN COUNTY MEDICAL CENTER	1				1
Arlington Health and Rehabilitation	1				1
LOUNDY	1				1
URGENT CARE NORTHWEST	1				1
WINCHESTER URGENT CARE, PC	1				1
WESLEY MEDICAL CENTER			1	100%	1
RAYMOND F CARON MD			1	100%	1
ORCHARD PARK HEALTH CARE AND REHABILITATION CENTER	1				1

COVID-19: testing by laboratory

Data through Apr 30, 2021 verified as of May 1, 2021 at 09:25 AM

Data in this report are provisional and subject to change.

The numbers in the table below represent the number of Florida and non-Florida residents for whom test results were received by the Department of Health. A person can be tested by more than one laboratory and can have both positive and negative results. **Therefore, the sum of the numbers in each column will be larger than the total number of people tested.**

Reporting lab	Inconclusive	Negative	Positive	Percent positive	Total
Encompass Health Rehab Hosp Salisbury		1			1
LUMICO LIFE INSURANCE COMPANY		1			1
Walgreens #11724		1			1
WALGREENS #10854		1			1
RIDGE OPTUM FLORIDA			1	100%	1
BAY AREA HOSPITAL LAB & HST		1			1
DEPARTMENT OF HEALTH SERVICES			1	100%	1
BUREAU COUNTY HEALTH DEPT			1	100%	1
West Bay of Tampa Center			1	100%	1
Encompass Health Rehab Hosp Harmarville		1			1
MEDTOWN PHARMACY			1	100%	1
BROCK HUGHES MEDICAL CENTER			1	100%	1
OASIS FAMILY RESORT IN THE SPRINGS LLC		1			1
UNIVERSITY OF NORTH CAROLINA HOSPITALS			1	100%	1
MERCY HOME		1			1
RIVERSIDE REGIONAL MED CENTER			1	100%	1
CONCIERGE IV NUTRITION			1	100%	1
PEDIATRIC PARTNERS			1	100%	1
GIBSON AREA PRIMARY CARE			1	100%	1
JAMES A HENRY MD LLC			1	100%	1
Diversicare of Smyrna		1			1
URGENT CARE OF COASTAL GEORGIA			1	100%	1
RAAZI CLINICAL LABORATORY LLC			1	100%	1
Ideal Senior Living Center		1			1
PINEVILLE PHARMACY			1	100%	1
PRINCIPLE DIAGNOSTICS LLC			1	100%	1
MEDPOST URGENT CARE - CIBOLO			1	100%	1
LEHIGH REGIONAL WOUND CENTER			1	100%	1
SUSAN F. WILLIAMS M.D., P.A.			1	100%	1
Allen Health and Rehabilitation		1			1
Southwest Louisiana Veterans Home			1	100%	1
MEDICAL CITY DENTON			1	100%	1
PM PEDIATRICS OF BAYSIDE, PLLC		1			1
LEGACY SPECIALTY PHARMACY CORP			1	100%	1
MOBILE INFIRMARY MEDICAL CENTER			1	100%	1
PINNACLE PAIN CENTER PS DBA LYNX HEALTHCARE		1			1
Kroger - KRO70600172		1			1
WATERVIEW HILLS REHABILITATION AND NUR		1			1
STATE OF ALASKA			1	100%	1
ST LUKES SURGICAL AT THE VILLAGES INC			1	100%	1
BOCA MEDICAL CARE			1	100%	1
NAVAL BRANCH HEALTH CLINIC			1	100%	1
HAWKEYE CARE CENTER DUBUQUE		1			1
BARRINGTON TERRACE NAPLES			1	100%	1
DAUGHTERS OF SARAH NURSING CENTER		1			1
Towne Manor West		1			1
CLINICAL TRIALS OF TAMPA LLC		1			1

COVID-19: testing by laboratory

Data through Apr 30, 2021 verified as of May 1, 2021 at 09:25 AM

Data in this report are provisional and subject to change.

The numbers in the table below represent the number of Florida and non-Florida residents for whom test results were received by the Department of Health. A person can be tested by more than one laboratory and can have both positive and negative results. **Therefore, the sum of the numbers in each column will be larger than the total number of people tested.**

Reporting lab	Inconclusive	Negative	Positive	Percent positive	Total
ADVANCED DIALYSIS CENTER OF FORT LAUDERDALE			1	100%	1
VALLEY VISTA CARE CENTER		1			1
UUHC - REDSTONE HEALTH CENTER LABORATORY			1	100%	1
CARENOW LAKE WORTH			1	100%	1
HAMILTON CI MAIN UNIT ANNEX/ WORK CAMP			1	100%	1
Longwood Community Living Center		1			1
Keller Landing Center		1			1
STATE OF CALIFORNIA DOH SERVICES			1	100%	1
MODERN URGENT CARE			1	100%	1
Waddell Nursing & Rehab Center		1			1
CHILTON MEDICAL CENTER		1			1
CARE STATION MEDICAL GROUP		1			1
Lodge Nursing & Rehab Center		1			1
Monument Health Custer Care Center		1			1
CDPH K-12 SCHOOL LABORATORIES (HILLSBOROUGH CITY SCHOOL DISTRICT)			1	100%	1
MONONGAHELA VALLEY HOSPITAL			1	100%	1
INTEGRATED GENETICS SEQUENOM		1			1
CVS MA1875POCT ASHLAND			1	100%	1
Brookdale Southside			1	100%	1
QUICKCARE HEALTH, INC			1	100%	1
WILLOW DALE WELLNESS VILLAGE APARTMENT		1			1
BROOKDALE FORT MYERS LAKES PARK			1	100%	1
Oregon Veterans Home The Dalles		1			1
CAREWELL 203			1	100%	1
COSTAMED GRUPO MEDICO			1	100%	1
UCH LAB			1	100%	1
JOHN D. ARCHBOLD MEMORIAL HOSPITAL			1	100%	1
Excel Care Center			1	100%	1
SOUTHEASTERN INTEGRATED MEDICAL PL			1	100%	1
PHYSICIANS PREMIER ER- CENTRAL AUSTIN			1	100%	1
HEARTLAND OF MARIETTA OH LLC DBA		1			1
BLACK SHEEP MEDICAL			1	100%	1
PATHOLOGYT & LAB MEDICINE SERVICES			1	100%	1
Kroger 909 - The Little Clinic Hamilton			1	100%	1
LAKE MARY DIALYSIS			1	100%	1
Good Samaritan Society - Mountian Lake		1			1
CVS NV9586POCT RENO		1			1
MEDICAL CENTER AFFILIATES PALM SPRINGS			1	100%	1
UF HEALTH FAMILY MEDICINE-GOODBYS CREEK			1	100%	1
STONESPRINGS HOSPITAL CENTER			1	100%	1
Elderwood at Lancaster		1			1
NORTH MIAMI BEACH SURGICAL CENTER			1	100%	1
Kroger 532 - The Little Clinic Murfreesboro		1			1
ADVENTHEALTH MEDICAL GROUP PEDIATRICS DIABETES &			1	100%	1
CAREMOUNT MEDICAL PC-CARMEL		1			1
GENESIS CARE USA OF FLORIDA, LLC			1	100%	1
NATIONAL INSTITUTES OF HEALTH CLINICAL CENTER			1	100%	1

COVID-19: testing by laboratory

Data through Apr 30, 2021 verified as of May 1, 2021 at 09:25 AM

Data in this report are provisional and subject to change.

The numbers in the table below represent the number of Florida and non-Florida residents for whom test results were received by the Department of Health. A person can be tested by more than one laboratory and can have both positive and negative results. **Therefore, the sum of the numbers in each column will be larger than the total number of people tested.**

Reporting lab	Inconclusive	Negative	Positive	Percent positive	Total
Kroger - KR070300083			1	100%	1
NEW YORK PRESBYTERIAN HOSPITAL			1	100%	1
WEST FLORIDA MEDICAL ASSOCIATES			1	100%	1
ORMOND MEDICAL ARTS FAMILY PRACTICE PL			1	100%	1
NICKLAUS CHILDREN'S DORAL OUTPATIENT CENTER			1	100%	1
FOCUSED CARE AT ALLENBROOK		1			1
INTERNAL MEDICINE EMILIA MURRAY MD PA		1			1
XSTREMEMD			1	100%	1
MISSOURI DEPARTMENT OF HEALTH AND SENIOR SERVICES - STATE PH LAB	1				1
LEE MEMORIAL HOSPITAL OUTPATIENT SURGERY CENTER			1	100%	1
CORONA CONCIERGE, LLC	1				1
WELLMED AT LINEBAUGH AVE			1	100%	1
RESIDENCES AT MIAMI / REIGN GARDENS LLC, THE			1	100%	1
CVS AZ4795POCT MESA	1				1
MERITUS MEDICAL CENTER			1	100%	1
FAMILY AND INTERNAL MEDICINE ASSOCIATES	1				1
OPTUM OF HIALEAH	1				1
Alden Lincoln Park			1	100%	1
ALIMETRIX INC	1				1
METRO HEALTH HOSPITAL LABORATORY	1				1
LAKELAND MEDICAL CENTER			1	100%	1
WALGREENS #10308	1				1
Kroger 481 - The Little Clinic Houston Levee	1				1
SOUTHWOOD HEALTHCARE CENTER	1				1
Parkview Care Center			1	100%	1
ASHLEY PEDIATRICS DAY AND NIGHT CLINIC			1	100%	1
Pelican Health Norfolk			1	100%	1
BAPTIST EMERGENCY HOSPITAL - KELLY			1	100%	1
STUDENT HEALTH CENTER			1	100%	1
UNITED HOSPITAL CENTER LABORATORY			1	100%	1
AUBURNDALE DOCTOR TODAY			1	100%	1
Kroger 894 - The Little Clinic NEC	1				1
CENTRAL FLORIDA HOSPITALIST			1	100%	1
GREATER MIAMI DIALYSIS			1	100%	1
UT MD ANDERSON CANCER CENTER-TUMOR MARKER LAB			1	100%	1
LAKELAND REGIONAL HEALTH AUBURNDALE	1				1
COVE AT THE MARBELLA,THE			1	100%	1
Chestnut Ridge Nursing & Rehab	1				1
Terrace Glen Village	1				1
CHATEAU TERREBONNE HEALTH CARE	1				1
Michigan Masonic Home	1				1
PARK AVENUE PEDIATRICS PC	1				1
PRIMARY CARE SERVICES AT WESTMINSTER V	1				1
TRADITIONAL MEDICINE CENTER			1	100%	1
SUMMIT COUNTY PUBLIC HEALTH DEPARTMENT			1	100%	1
REEVES COUNTY HOSPITAL DISTRICT			1	100%	1
DIRECT PRIMARY CARE OF BURLESON			1	100%	1

COVID-19: testing by laboratory

Data through Apr 30, 2021 verified as of May 1, 2021 at 09:25 AM

Data in this report are provisional and subject to change.

The numbers in the table below represent the number of Florida and non-Florida residents for whom test results were received by the Department of Health. A person can be tested by more than one laboratory and can have both positive and negative results. **Therefore, the sum of the numbers in each column will be larger than the total number of people tested.**

Reporting lab	Inconclusive	Negative	Positive	Percent positive	Total
CVS IN6536POCT KOKOMO		1			1
NHC Sequatchie		1			1
PARRISH MEDICAL GROUP			1	100%	1
CAMBRIDGE HEALTH ALLIANCE			1	100%	1
CAMAI COMMUNITY HEALTH CENTER, INC			1	100%	1
GIFFORD MEMORIAL HOSPITAL		1			1
Signature Healthcare of Georgetown		1			1
BL DIAGNOSTICS LLC			1	100%	1
CYPRESS VILLAGE REHAB CENTER		1			1
FRESENIUS KIDNEY CARE - BOCA RATON			1	100%	1
Luling Living Center		1			1
2504-HOMEWOOD		1			1
Salem Hills Rehabilitation and Nursing Center		1			1
Courtenay Springs Village			1	100%	1
CENTRAL CAROLINA HOSPITAL			1	100%	1
Moab Regional Hospital			1	100%	1
HEALTH CARE SERVICES LC			1	100%	1
MIAMI NORTH DIALYSIS			1	100%	1
CURA LABORATORY SERVICES			1	100%	1
NORTHSIDE PEDIATRICS & ADOLESCENT MEDI		1			1
WESTCOAST FAMILY PRACTICE		1			1
PIEDMONT NEWTON HOSPITAL		1			1
UNLIMITED MEDICAL SERVICES OF FL PL DBA		1			1
LABTECH DIAGNOSTICS			1	100%	1
VA NCHCS - Mather Division		1			1
RENOWN REGIONAL MEDICAL CENTER			1	100%	1
ODYSSEY HEALTH CARE OF MARION COUNTY LLC		1			1
Kroger 968 - The Little Clinic Colerain Township		1			1
Pathways Nursing and Rehabilitation Center		1			1
ST VINCENTS OUTPATIENT IMAGING		1			1
PIEDMONT QUICKCARE		1			1
5 STAR HOME HEALTH SERVICES INC		1			1
BANNER UNIVERSITY MEDICAL CENTER			1	100%	1
NORTHERN KENTUCKY HEALTH DEPARTMENT			1	100%	1
PEDIATRIC ASSOC OF JACKSONVILLE PA			1	100%	1
WINTER GARDEN CHILDREN'S HEALTH CENTERS			1	100%	1
Peninsula Nursing and Rehabilitation Center		1			1
RANDOLPH-MACON COLLEGE			1	100%	1
MEMORIAL HOSPITAL MIRAMAR WAIVED TESTING			1	100%	1
GATEWAY FAMILY HEALTH CLINIC			1	100%	1
ADVANCED INDIVIDUALIZED MEDICINE OF NAPLES			1	100%	1
ELKTON TRANSITIONAL CARE CENTER		1			1
LRGHEALTHCARE		1			1
Dulles Health and Rehab Center		1			1
Manor Care Health Services- Wilmington			1	100%	1
BOND & STEELE CLINIC PA D/B/A		1			1
NEW HORIZON PRIMARY CARE LLC			1	100%	1

COVID-19: testing by laboratory

Data through Apr 30, 2021 verified as of May 1, 2021 at 09:25 AM

Data in this report are provisional and subject to change.

The numbers in the table below represent the number of Florida and non-Florida residents for whom test results were received by the Department of Health. A person can be tested by more than one laboratory and can have both positive and negative results. **Therefore, the sum of the numbers in each column will be larger than the total number of people tested.**

Reporting lab	Inconclusive	Negative	Positive	Percent positive	Total
PATIENT FIRST - SICKLERVILLE		1			1
SACRED HEART MEDICAL CENTER			1	100%	1
CVS MA7140POCT WESTPORT		1			1
FASTMED - LAKEWAY			1	100%	1
SC-GA2018 SIMPSONVILLE REHABILITATION		1			1
MEDCOR, INC			1	100%	1
SIGNATURE CARE MEMORIAL CITY			1	100%	1
CONCORDIA MANOR			1	100%	1
FAMILY MEDICAL CARE OF MOUNT DORA INC			1	100%	1
ALPHA CLINICAL LABORATORY CORP.			1	100%	1
GEAUGA REGIONAL HOSPITAL	1				1
KIOSK MEDICINE OF KENTUCKY LLC	1				1
Kroger 683 - The Little Clinic Foothills Plaza	1				1
HILTON HEAD HOSPITAL/INPATIENT			1	100%	1
MISSION HOSPITAL – MEMORIAL CAMPUS			1	100%	1
MANOR CARE OF DELRAY BEACH FL LLC	1				1
WASHINGTON CENTER FOR REHABILITATION A	1				1
URGENT CARE 24/7 TAMPA			1	100%	1
ATHENS LIMESTONE HOSPITAL	1				1
PATHOLOGY	1				1
EASTSIDE URGENT CARE			1	100%	1
CARROLL UNIVERSITY STUDENT HEALTH CENTER	1				1
TRUMAN MEDICAL CENTER - HOSPITAL HILL			1	100%	1
HOSPITAL METROPOLITANO SAN GERMAN			1	100%	1
NORTON HOSPITAL			1	100%	1
SUNCOAST PRIMARY CARE LLC			1	100%	1
ST. JOHN HOSPITAL & MEDICAL CENTER			1	100%	1
TITUS REGIONAL MEDICAL CENTER			1	100%	1
ST MARYS HEALTH CARE SYSTEM	1				1
GARNET HEALTH DOCTORS	1				1
CVS NY2297002CV NEW YORK			1	100%	1
EXCEL URGENT CARE OF NJ			1	100%	1
BRANDON OUTREACH CLINIC			1	100%	1
Medford Multicare	1				1
Kroger - KR062000426			1	100%	1
HERNANDO COUNTY HEALTH DEPT			1	100%	1
Saint Joseph Living Center	1				1
VIRTUA HEALTH AND REHABILITATION	1				1
HEALTHCARE AND REHAB OF SANFORD			1	100%	1
GOOD SHEPHERD HOSPICE INC			1	100%	1
SPHERE DX			1	100%	1
BOLLES SCHOOL, THE			1	100%	1
ATLANTA PLUS URGENT CARE, LLC			1	100%	1
MERRILL GARDENS AT CHAMPIONSGATE			1	100%	1
Kroger 359 - The Little Clinic Bellevue	1				1
KENT	1				1
CLAYTON NURSING AND REHABILITATION	1				1

COVID-19: testing by laboratory

Data through Apr 30, 2021 verified as of May 1, 2021 at 09:25 AM

Data in this report are provisional and subject to change.

The numbers in the table below represent the number of Florida and non-Florida residents for whom test results were received by the Department of Health. A person can be tested by more than one laboratory and can have both positive and negative results. **Therefore, the sum of the numbers in each column will be larger than the total number of people tested.**

Reporting lab	Inconclusive	Negative	Positive	Percent positive	Total
CARESOUTH HHA HOLDINGS OF THE TREASURE COAST LLC			1	100%	1
The Pines at Poughkeepsie Center for Nursing and Rehabilitation		1			1
PCR DIAGNOSTICS			1	100%	1
MICROBIOLOGY DEPARTMENT			1	100%	1
Fargo VA Healthcare System		1			1
ADVENTHEALTH MEDICAL GROUP SENIOR HEALTH AT			1	100%	1
FAMILY PRACTICE ASSOCIATES		1			1
PATIENT FIRST - FAIRFAX			1	100%	1
BAYCARE OUTREACH LAB AT NEW TAMPA			1	100%	1
CHP COVID-19 (TX)			1	100%	1
Pontotoc Health and Rehab		1			1
NEVADA RURAL HOUSING AUTHORITY			1	100%	1
JMJ FAMILY PRACTICE			1	100%	1
ORANGETOWN PEDIATRICS ASSOCIATES		1			1
WVU MEDICINE AT SUNCREST TOWNE CENTRE			1	100%	1
DIAGNOSTIC GROUP INTEGRATED HEALTHCARE			1	100%	1
INTERFAITH MEDICAL CENTER		1			1
UNIVERISTY HOSPITAL			1	100%	1
CENTRAL FLORIDA ADULT MEDICINE		1			1
BOULDER COMMUNITY HOSPITAL			1	100%	1
Abernethy Laurels		1			1
COMMUNITY MEDICAL CENTER-ORANGE CITY		1			1
TEVAPHARM			1	100%	1
MORNINGSIDE NURSING AND REHABILITATION		1			1
HALEYVILLE HEALTH CARE CENTER		1			1
CONVENIENT MEDICAL AND HEALTH SERVICES			1	100%	1
JUP Serology SubSection			1	100%	1
FRONT PORCH PEDIATRICS PLLC			1	100%	1
STEPHEN G NELSON MD PA			1	100%	1
ABSOLUTE HEALTHCARE			1	100%	1
St. Anne Home		1			1
UMMC MIDTOWN CAMPUS			1	100%	1
KINGWOOD EMERGENCY HOSPITAL			1	100%	1
HILLSBORO MEDICAL CENTER MAIN LABORATO		1			1
Cloverdale Rehabilitation and Nursing Center		1			1
ALAFAYA WOODS FAMILY MEDICAL CENTER		1			1
DE TAR HOSPITAL			1	100%	1
CHI ST ALEXIUS TRANSITIONAL CARE UNIT		1			1
HACKENSACK UNIVERSITY MEDICAL CENTER		1			1
Grand Junction VAMC		1			1
WALGREENS # 11165		1			1
MARYLAND DEPARTMENT OF HEALTH AND MENTAL HYGIENE-LABORATORIES			1	100%	1
JOSHUA E CHESIR MD		1			1
Glen Haven Health and Rehabilitation LLC		1			1
SOMA MEDICAL CENTER PA #2			1	100%	1
SANDPIPER CLUSTER		1			1
Regency Square			1	100%	1

COVID-19: testing by laboratory

Data through Apr 30, 2021 verified as of May 1, 2021 at 09:25 AM

Data in this report are provisional and subject to change.

The numbers in the table below represent the number of Florida and non-Florida residents for whom test results were received by the Department of Health. A person can be tested by more than one laboratory and can have both positive and negative results. **Therefore, the sum of the numbers in each column will be larger than the total number of people tested.**

Reporting lab	Inconclusive	Negative	Positive	Percent positive	Total
SOUTHWESTERN STATE HOSPITAL LABORATORY			1	100%	1
TMH CANCER CENTER LABORATORY			1	100%	1
NORTH RIVER FAMILY HEALTH CENTER			1	100%	1
ADAMS COUNTY HEALTH DEPARTMENT			1	100%	1
FLORIDA DEPARTMENT OF HEALTH IN CITRUS COUNTY		1			1
APS-SUMMIT CARE PHARMACY, LLC DBA OMNICARE		1			1
ADVENT HEALTH MEDICAL GROUP AT PINELLAS PARK			1	100%	1
MEDICAL ASSOCIATES OF PINELLAS - LAB			1	100%	1
Kroger 367 - The Little Clinic Walton		1			1
Walgreens #19461		1			1
WRIGHT PATTERSON AFB MEDICAL CENTER			1	100%	1
PARK AVENUE MEDICAL PROFESSIONALS PC		1			1
WEST FLORIDA HOSPITAL LABORATORY			1	100%	1
LIFELINK FOUNDATION INC D/B/A			1	100%	1
NORDX			1	100%	1
CTMD MEDICAL CENTER, PA			1	100%	1
Kroger 63 - The Little Clinic Glassford Hill Rd		1			1
PEACE HEALTH FAMILY MEDICINE AT 87TH AVE		1			1
INDIAN RIVER SHERIFF OFFICE		1			1
PINEBROOK CARE AND REHABILITATION CENTER☐			1	100%	1
TITUSVILLE CENTER FOR SURGICAL EXCELLENCE LLC		1			1
COLER REHABILITATION AND NURSING CARE		1			1
BETHESDA ON TURKEY CREEK			1	100%	1
PARK LANE NURSING HOME		1			1
SOUTHWOOD NURSING & RETIREMENT CENTER		1			1
HCR-ManorCare			1	100%	1
GARDENS AT MAPLEWOOD			1	100%	1
Holly Hill Healthcare Center			1	100%	1
PELICAN STATE OUTPATIENT CENTER			1	100%	1
ARCADIA OUTREACH LAB			1	100%	1
EAST FL CORE LAB			1	100%	1
COUNTY OF HAMILTON			1	100%	1
NYU LANGONE AMBULATORY CARE LAKE SUCCE		1			1
BEAUMONT URGENT CARE		1			1
Mountain View Manor			1	100%	1
THE GROVE HEALTH AND REHAB			1	100%	1
Kroger 350 - The Little Clinic New Cut Road		1			1
JOSEPH REINA PHARMACY INC DBA JRX PHAR		1			1
RIVERVIEW HOSPITAL D/B/A UNIVERSITY		1			1
TAMPA GENERAL MEDICAL GROUP LABORATORY HEALTHPARK			1	100%	1
MEDEXPRESS URGENT CARE - LINDEN		1			1
CHIPLEY DIALYSIS			1	100%	1
MARQUETTE GENERAL HOSPITAL			1	100%	1
CVS AZ7855POCT TUCSON		1			1
HEART HOSPITAL OF LAFAYETTE: EMERGENCY ROOM			1	100%	1
CVS AZ3749POCT GOODYEAR		1			1
ST FRANCIS COLLEGE WELLNESS CENTER		1			1

COVID-19: testing by laboratory

Data through Apr 30, 2021 verified as of May 1, 2021 at 09:25 AM

Data in this report are provisional and subject to change.

The numbers in the table below represent the number of Florida and non-Florida residents for whom test results were received by the Department of Health. A person can be tested by more than one laboratory and can have both positive and negative results. **Therefore, the sum of the numbers in each column will be larger than the total number of people tested.**

Reporting lab	Inconclusive	Negative	Positive	Percent positive	Total
FINLAY MEDICAL RESEARCH CORP			1	100%	1
Kroger 519 - The Little Clinic Staples Mill Road		1			1
LABORATORY SERVICES SGHS - CAMDEN		1			1
Portsmouth Health and Rehab			1	100%	1
FOUNDCARE HEALTH			1	100%	1
NEMOURS CHILDREN'S PRIMARY CARE, ST CLOUD			1	100%	1
ADVENTHEALTH IMAGING WINTERGARDEN		1			1
INLET CONCIERGE MEDICINE			1	100%	1
MIAMI VASCULAR SURGERY			1	100%	1
ARKANSAS PUBLIC HEALTH LABORATORY	1				1
Life Care Center of Auburn	1				1
WATERS EDGE ELEMENTARY SCHOOL			1	100%	1
CRYSTAL RIVER FIRE DEPARTMENT			1	100%	1
GINKGO BIOWORKS INC (CONCENTRIC)	1				1
CAREATC - PALM HARBOR			1	100%	1
WEST FLORIDA MEDICAL ASSOCIATES PA			1	100%	1
PATEL MINESH	1				1
YOUR GOOD HEALTH MEDICAL GROUP PA			1	100%	1
Long Beach Care Center			1	100%	1
PEDIATRIC ASSOCIATES - MIAMI LAKES	1				1
REDMOND URGENT CARE			1	100%	1
WMC HEALTH GROUP OF KISSIMMEE LLC			1	100%	1
REHABILITATION CENTER OF ALBUQUERQUE	1				1
ISLANDS ASSISTED LIVING FACILITY,THE			1	100%	1
LIFESPAN HEALTH - SELMER	1				1
BRITTNEY WHELIHAN IRWIN ARNP LLC			1	100%	1
MANHATTAN COLLEGE HEALTH SERVICES	1				1
CVS MI22230CV WAYNE COUNTY COMMUNITY COLLEGE			1	100%	1
UNIVERSITY OF MIAMI PRIMARY CARE SITE UMHC 3039			1	100%	1
MERCY GENERAL HOSPITAL			1	100%	1
AVERA ST. MARY'S HOSPITAL			1	100%	1
MT CARMEL NURSING HOME	1				1
Walgreens #5914	1				1
MERCY – NORTH IOWA			1	100%	1
BAM INC	1				1
Aristacare at Cedar Oaks	1				1
Wrightsville Manor Health and Rehab	1				1
OMNI HEALTHCARE URGENT CARE			1	100%	1
ANDREWS INSTITUTE AMBULATORY SURGERY CENTER	1				1
Aspire Physical Recovery Center at Cahaba River	1				1
HARDEE COUNTY FIRE RESCUE	1				1
FIRST CARE OF GAINESVILLE			1	100%	1
Kroger 929 - The Little Clinic Corryville	1				1
UNITED HEALTHCARE			1	100%	1
PEACHEALTH LABORATORIES	1				1
PERFECT HEALTH URGENT CARE AND MEDICAL	1				1
PRIME HEALTHCARE SERVICES	1				1

COVID-19: testing by laboratory

Data through Apr 30, 2021 verified as of May 1, 2021 at 09:25 AM

Data in this report are provisional and subject to change.

The numbers in the table below represent the number of Florida and non-Florida residents for whom test results were received by the Department of Health. A person can be tested by more than one laboratory and can have both positive and negative results. **Therefore, the sum of the numbers in each column will be larger than the total number of people tested.**

Reporting lab	Inconclusive	Negative	Positive	Percent positive	Total
BEVERLY ADVANCED PRACTICE NURSING		1			1
APOLLOMDX LLC			1	100%	1
Perham Living			1	100%	1
LONG ISLAND MINIMALLY INVASIVE SURGERY		1			1
OHIO VALLEY MANOR NURSING &		1			1
Kroger 433 - The Little Clinic Atoka		1			1
MOUNT SINAI MEDICAL CENTER OF FLORIDA INC			1	100%	1
VIRGINIA CVS PHARMACY, LLC DBA CVS/PHARMACY #1884		1			1
CLERMONT HEALTH DEPARTMENT			1	100%	1
NORTHSIDE FAMILY MEDICINE		1			1
FIU HEALTH CARE CENTER			1	100%	1
ALVERNIA UNIVERSITY HEALTH AND WELLNESS CENTER		1			1
SKY RIDGE MEDICAL CENTER - MICRO			1	100%	1
Newton Wellesley Center for Alzheimer's Care		1			1
SHAMRA MEDICAL LABORATORY			1	100%	1
WINTER HAVEN DIALYSIS		1			1
HOSPICE OF MARION COUNTY INC			1	100%	1
ARBOR DIAGNOSTICS, INC		1			1
MERCYONE DES MOINES MEDICAL CENTER			1	100%	1
UNIVERSITY OF WASHINGTON DEPT OF LAB MEDICINE			1	100%	1
WESLEY LONG HOSPITAL			1	100%	1
HARBOR HOSPITAL			1	100%	1
WELLMED AT BAY AREA		1			1
VELOCITY URGENT CARE - REDMILL			1	100%	1
ACCURATE HEALTH SERVICES CORP			1	100%	1
HHCS PHARMACY INC			1	100%	1
BAPTIST HEALTH PRIMARY CARE HOMESTEAD			1	100%	1
HALIFAX HEALTH PRIMARY CARE ORMOND			1	100%	1
Kroger 83 - The Little Clinic Rock Road		1			1
CVS MO4088POCT LEES SUMMIT		1			1
NAVARRO MEDICAL CENTERS LLC			1	100%	1
Advanced Rehabilitation of Vernon		1			1
MINUTECLINIC DIAGNOSTIC OF VIRGINIA, LLC #10088		1			1
AMERICAN FAMILY CARE - SMYRNA			1	100%	1
NORTHCREST PHYSICIAN SERVICES INC		1			1
Avera Sr. James Care Center		1			1
WASHINGTONVILLE PHARMACY INC		1			1
MED BAR LLC		1			1
VA Ann Arbor HCS - Toledo CBOC		1			1
AURORA MEDICAL CENTER-KENOSHA			1	100%	1
AUGUSTA HEALTH CLINICAL LABORATORY			1	100%	1
WEST COAST CLINICAL LABS INC			1	100%	1
HOUSTON DEPARTMENT OF HEALTH AND HUMAN SERVICES			1	100%	1
CLINICAL RESEARCH OF WEST FLORIDA		1			1
BIOMERIEUX			1	100%	1
SHARP CHULA VISTA MEDICAL CENTER			1	100%	1
EDWARD HOSPITAL			1	100%	1

COVID-19: testing by laboratory

Data through Apr 30, 2021 verified as of May 1, 2021 at 09:25 AM

Data in this report are provisional and subject to change.

The numbers in the table below represent the number of Florida and non-Florida residents for whom test results were received by the Department of Health. A person can be tested by more than one laboratory and can have both positive and negative results. **Therefore, the sum of the numbers in each column will be larger than the total number of people tested.**

Reporting lab	Inconclusive	Negative	Positive	Percent positive	Total
CARESPOT - MIAMI GARDENS			1	100%	1
Ash Flat Healthcare and Rehabilitation Center			1	100%	1
PALM BREEZE DIALYSIS			1	100%	1
TOMAH HEALTH			1	100%	1
RESTORE MEDICAL PARTNERS PLLC			1	100%	1
BRUSHY CREEK FAMILY HOSPITAL			1	100%	1
HAVASU REGIONAL MEDICAL CENTER			1	100%	1
BAYFRONT HEAL WOUND CARE AND HYPERBARIC CENTER			1	100%	1
MEDEXPRESS URGENT CARE - PATRICK STREE			1	100%	1
UNIVERSITY OF TOLEDO MEDICAL CENTER			1	100%	1
QLABS			1	100%	1
DOCTORS AFTER HOURS URGENT CARE CENTER			1	100%	1
DR JAMES D FORBES FAMILY CARE CENTER			1	100%	1
UNC HOSPITALS			1	100%	1
FRESENIUS KIDNEY CARE OCALA			1	100%	1
PM PEDIATRICS OF VIRGINIA			1	100%	1
JUPITER MEDICAL CENTER INC			1	100%	1
SACRED HEART HOSPITAL NURSING			1	100%	1
Crowne Health Care of Thomasville	1				1
PHYSICIANS IMMEDIATE CARE			1	100%	1
ADVANTA LABS, LLC	1				1
KATHY L ANDERSON DO PA			1	100%	1
LSU MEDICAL CENTER			1	100%	1
DIXIE COUNTY JAIL			1	100%	1
BENEWAH COMMUNITY HOSPITAL	1				1
NORTHEAST TEXAS DIALYSIS	1				1
TMH PHYSICIAN PARTNERS			1	100%	1
LABWORKS LLC			1	100%	1
PowerBack Piscataway Center	1				1
Kroger 923 - The Little Clinic Centerville	1				1
PROVIDENCE ST PETER HOSPITAL	1				1
BRETON REHABILITATION & LIVING CENTRE	1				1
Jewish Senior Services	1				1
Manassas Health & Rehab			1	100%	1
WALGREEN#12147	1				1
Hearthstone Nursing and Rehabilitation Center	1				1
GOOD SHEPHERD HEALTH SYSTEM			1	100%	1
Walgreens #19992	1				1
BEAUMONT REFERENCE LABORATORY			1	100%	1
Niles Nursing and Rehab. Center	1				1
DECATUR MORGAN HOSPITAL - DECATUR GENE	1				1
LIFE CARE CENTER OF GWINNETT	1				1
CATHEDRAL GERONTOLOGY CENTER DBA CATHEDRAL CARES			1	100%	1
Lutheran Community at Telford	1				1
HEALTH ALLIANCE			1	100%	1
KID FIXERS	1				1
FREEPORT ER DOX URGENT CARE	1				1

COVID-19: testing by laboratory

Data through Apr 30, 2021 verified as of May 1, 2021 at 09:25 AM

Data in this report are provisional and subject to change.

The numbers in the table below represent the number of Florida and non-Florida residents for whom test results were received by the Department of Health. A person can be tested by more than one laboratory and can have both positive and negative results. **Therefore, the sum of the numbers in each column will be larger than the total number of people tested.**

Reporting lab	Inconclusive	Negative	Positive	Percent positive	Total
LCMC LAB SUBSECTION		1			1
OAKWOOD HOSPITAL - DEARBORN LAB			1	100%	1
SHANNON CLARK OD, PA			1	100%	1
POETS WALK SARASOTA			1	100%	1
Bivins Pointe			1	100%	1
VISTA DEL SOL MED ASSOC		1			1
OPTIMAL MEDICINE INC		1			1
CONCENTRA - LEESBURG		1			1
CVS SC7012POCT BALLENTINE			1	100%	1
OPTI MED PHARMACY		1			1
PARKVIEW OUTREACH COMMUNITY CENTER			1	100%	1
PALM SPRINGS GENERAL HOSPITAL			1	100%	1
El Paso Health Care Center			1	100%	1
PUTNAM CO HOSPITAL-D/B/A ASBURY TOWERS		1			1
SLIDELL MEMORIAL HOSPITAL			1	100%	1
ST JOHN HOSPITAL & MEDICAL CENTER MICRO			1	100%	1
CUSTOM SCRIPTS PHARMACY		1			1
ICARE		1			1
BLOOMINGDALE MEDICAL ASSOC			1	100%	1
Kroger 541 - The Little Clinic Long Hollow Pike		1			1
CAROLINAS PHYSICIAN NETWORK			1	100%	1
White Oak Manor - Rock Hill		1			1
BROOKSVILLE REGIONAL HOSP PATIENT CARE SERVICES			1	100%	1
Brattleboro Crossings LLC dba Pine Heights at Brattleboro		1			1
441 URGENT CARE CENTER - BROWNWOOD			1	100%	1
SANFORD LABORATORIES WATERTOWN			1	100%	1
BROOKSHIRE, THE			1	100%	1
AML DIAGNOSTICS- ADV TESTING IN METABOLIC MEDICINE			1	100%	1
Falmouth By The Sea			1	100%	1
RIVERSIDE MEDICAL CENTER		1			1
STEWARD FLORIDA ALF, INC			1	100%	1
VA Healthcare Center- Newburg		1			1
Heartland of Perrysburg		1			1
FLAGLER PROFESSIONAL HEALTH CARE SERVICES INC		1			1
Whispering Pines Nursing & Rehabilitation Center		1			1
ST MICHAEL'S ELITE MEDICAL HOSPITAL			1	100%	1
MORGAN STANELY HEALTH CENTER		1			1
FIRST CARE WALK IN CLINIC LLC			1	100%	1
MARTIN MEM FAMILY CARE AT ST LUCIE W			1	100%	1
PALMS WEST SURGICENTER		1			1
Ravenwood Speciality Care		1			1
SUPREME MEDICAL GROUP PLLC			1	100%	1
PROGENESIS INC			1	100%	1
Indianspring of Oakley		1			1
SUMMERFIELD PAIN MANAGEMENT			1	100%	1
Walgreens #9620		1			1
FAST TEST NOW		1			1

COVID-19: testing by laboratory

Data through Apr 30, 2021 verified as of May 1, 2021 at 09:25 AM

Data in this report are provisional and subject to change.

The numbers in the table below represent the number of Florida and non-Florida residents for whom test results were received by the Department of Health. A person can be tested by more than one laboratory and can have both positive and negative results. **Therefore, the sum of the numbers in each column will be larger than the total number of people tested.**

Reporting lab	Inconclusive	Negative	Positive	Percent positive	Total
SANTA CLARA VALLEY MEDICAL CENTER			1	100%	1
MEDEXPRESS-DOVER		1			1
OAKVIEW INC		1			1
BOYKIN		1			1
FOUNDATION LABORATORY			1	100%	1
MDS PHARMA SERVICES		1			1
INNOVATIVE CARE PARTNERS PLLC			1	100%	1
MED FIRST IMMEDIATE CARE AND FAMILY PRACTICE			1	100%	1
VETERANS AFFAIRS MEDICAL CENTER - EAST ORANGE			1	100%	1
ENZO LABS INC			1	100%	1
ELMCROFT OF TIMBERLIN PARC			1	100%	1
EAST COAST INSTITUTE FOR RESEARCH LLC			1	100%	1
ADVANCE MD CARE			1	100%	1
NATICK URGENT CARE			1	100%	1
CENTRAL JERSEY URGENT CARE OF GREEN BR	1				1
ALDEN PHARMACY	1				1
GARDEN VIEW CARE CENTER	1				1
Kroger 907 - The Little Clinic Holland	1				1
BOCA CIEGA CENTER			1	100%	1
PRIORITY CARE LLC			1	100%	1
KETAMINE HEALTH CENTERS OF WEST PALM BEACH LLC	1				1
BSA PHYSICIANS GROUP, INC D/B/A BSA FAMILY MEDICAL			1	100%	1
WILLOWBROOKE COURT AT MATTHEWS GLEN	1				1
Kingston Care Center of Fort Wayne	1				1
SOUTHEAST MISSOURI HOSPITAL	1				1
Coos County Nursing Home	1				1
DIXIE REGIONAL MEDICAL CENTER			1	100%	1
Ramsey Village	1				1
ANMED HEALTH MEDICAL CENTER			1	100%	1
EXPRESS WALK IN MEDICAL CENTER			1	100%	1
NHC HealthCare St. Charles	1				1
NEW ERA HEALTH CENTER INC	1				1
LABORATORIO BUENA SALUD			1	100%	1
BUFFALO VAMC			1	100%	1
ST LUKE LUTHERAN HOME	1				1
ST JOHN'S HOME CARE			1	100%	1
DR. K PEDIATRICS			1	100%	1
RAMBAM URGENT CARE			1	100%	1
ROBERT TAYLOR COMMUNITY COMPLEX			1	100%	1
LEE HEALTH KIDS URGENT CARE	1				1
BLACKBERRY CENTER, THE	1				1
ORANGE PEDIATRICS PA			1	100%	1
SAN JOSE CLINIC	1				1
REDSTONE REHABILITATION & NURSING CENT	1				1
WATERTOWN URGENT CARE	1				1
WILLOWBROOKE CT AT LIMA ESTATES	1				1
HEALTH CHOICES, PLLC	1				1

COVID-19: testing by laboratory

Data through Apr 30, 2021 verified as of May 1, 2021 at 09:25 AM

Data in this report are provisional and subject to change.

The numbers in the table below represent the number of Florida and non-Florida residents for whom test results were received by the Department of Health. A person can be tested by more than one laboratory and can have both positive and negative results. **Therefore, the sum of the numbers in each column will be larger than the total number of people tested.**

Reporting lab	Inconclusive	Negative	Positive	Percent positive	Total
KINGWOOD EMERGENCY CENTER			1	100%	1
ATHENA PLASTIC SURGERY		1			1
SYCAMORE MEDICAL CENTER-KETTERING HEALTH NETWORK			1	100%	1
HEALTH AND HOPE CLINIC INC			1	100%	1
TITUSVILLE REHABILITATION AND NURSING CENTER		1			1
SHARP GROSSMONT HOSPITAL LABORATORY			1	100%	1
CARESTAT HOSPICE SERVICES			1	100%	1
ELLIS HOSPITAL URGENT CARE CENTER LAB		1			1
SALUDA NURSING CENTER		1			1
CVS TX3702POCT KATY		1			1
MINUTE CLINIC DIAGNOSTIC PA			1	100%	1
STORMONT VAIL HOSPITAL			1	100%	1
Kroger 767 - The Little Clinic Beaumont		1			1
CVS IL2297652CV CHICAGO		1			1
Eagle Point Health Care Center		1			1
INTERNAL MEDICINE ASSOCIATES		1			1
SANFORD LABORATORY BISMARCK			1	100%	1
APPLECARE URGENT CARE JESUP			1	100%	1
SUTTER GOULD MEDICAL FOUNDATION			1	100%	1
SOLARIS HEALTHCARE PLANT CITY		1			1
LUTHERAN HOSPITAL OF INDIANA			1	100%	1
GABRIELA GOLDSTEIN MD PA			1	100%	1
Maple Lane Nursing Home		1			1
CARENOW MIDTOWN			1	100%	1
BELMONT VILLAGE AT JOHNS CREEK		1			1
Kroger 368 - The Little Clinic Frankfort West		1			1
ALLIED PHYSICIANS GROUP		1			1
USC VERDUGO HILLS HOSPITAL			1	100%	1
OCEANVIEW NURSING AND REHABILITAION CENTER			1	100%	1
CVS OH3306POCT AKRON		1			1
The Evangelical Lutheran Good Samaritan Society Prescott Village		1			1
Senior Rehab & Recovery Center at Limestone Health Facility		1			1
Victory Health and Rehabilitation			1	100%	1
Kroger 970 - The Little Clinic Westfield			1	100%	1
WYOMING COUNTY DEPARTMENT OF HEALTH		1			1
PAMC MICRO LAB			1	100%	1
EMERSON HOSPITAL LABORATORY			1	100%	1
HALIFAX HEALTH PRIMARY CARE			1	100%	1
FLORIDA CLINICAL LABORATORY INC DBA			1	100%	1
CHILDRENS SPECIALIST PEDIATRIC PULMMOLOGY &			1	100%	1
PENSACOLA PATHOLOGY		1			1
FLAGLER MEDICAL ASSOCIATES PA			1	100%	1
SANTA MONICA CA-UCLA MC			1	100%	1
Heritage Health of Peru			1	100%	1
MEDEXPRESS URGENT CARE-MEADVILLE			1	100%	1
TRITENN LLC		1			1
Towne Manor East		1			1

COVID-19: testing by laboratory

Data through Apr 30, 2021 verified as of May 1, 2021 at 09:25 AM

Data in this report are provisional and subject to change.

The numbers in the table below represent the number of Florida and non-Florida residents for whom test results were received by the Department of Health. A person can be tested by more than one laboratory and can have both positive and negative results. **Therefore, the sum of the numbers in each column will be larger than the total number of people tested.**

Reporting lab	Inconclusive	Negative	Positive	Percent positive	Total
PASTEUR MEDICAL HIALEAH GARDEN LLC			1	100%	1
Baypoint Healthcare Center			1	100%	1
BRANKO D PEJIC MD FAMILY PRACTICE			1	100%	1
LADY LAKE FAMILY MEDICINE			1	100%	1
Brynwood Health & Rehabilitation Center			1	100%	1
CYPRESS CREEK OUTPATIENT SURGICAL CTR, LLC			1	100%	1
SPARTA HEALTH & REHAB		1			1
Bridgeway Care and Rehabilitation Center		1			1
INDIAN RIVER CLINICAL LABORATORY, INC.		1			1
ASHLEY CLINICAL DIAGNOSTIC LABORATORY			1	100%	1
LAMARQUE DIALYSIS			1	100%	1
UF HEALTH - WILDLIGHT			1	100%	1
Birmingham Nursing & Rehab Center		1			1
BALLAD HEALTH MEDICAL ASSOCIATES URGENT CARE			1	100%	1
ADVANCED RESEARCH AND DIAGNOSTIC LABORATORY UNIVERSITY OF MINNESOTA			1	100%	1
CERMAK HEALTH SERVICES			1	100%	1
NSPIRE HEALTHCARE PLANTATION			1	100%	1
Maplewood of Cheshire County		1			1
Lakeview Care Center			1	100%	1
EMERGENCE MEDICINE			1	100%	1
HCL LABORATORIES			1	100%	1
FHPG INTERNAL MEDICINE OF BRANDON			1	100%	1
LOVELACE WOMEN'S HOSPITAL		1			1
APPLECARE BRUNSWICK			1	100%	1
NEW HANOVER REGIONAL MEDICAL CENTER			1	100%	1
MOREHOUSE COLLEGE STUDENT HEALTH CENTE		1			1
FAMILY MEDICINE AT KISSIMMEE		1			1
FAMILY & INTERNAL MEDICINE CENTER		1			1
LABORATORIO MEDICO CENTRAL CONDOMINO MD			1	100%	1
DESERT ROSE FL LLC		1			1
CFCH - FROSTPROOF			1	100%	1
CENTRAL TX MEDICAL CENTER - LAB			1	100%	1
CONCIERGE INTERNAL MEDICINE ASSOCIATES			1	100%	1
TANGLEWOOD MANOR		1			1
HEALTH PLUS SUNRISE MEDICAL OFFICE			1	100%	1
LAKE VISTA DIALYSIS			1	100%	1
Encompass Health Rehab Hosp Alexandria		1			1
MACKINAC STRAITS LONG TERM CARE UNIT		1			1
CHESAPEAKE REGIONAL MEDICAL CENTER			1	100%	1
MARTIN ARMY COMMUNITY HOSPITAL			1	100%	1
Eden Meadows		1			1
AMERICAN MEDICAL RESPONSE - FARMER BRA		1			1
CENTRAL ALABAMA HEALTH CARE SYSTEM			1	100%	1
MCCORMICK AMBULANCE		1			1
SUREPOINT URGENT CARE PADRE ISLAND			1	100%	1
FAMILY MEDICAL CENTER		1			1
ST. MARY MEDICAL CENTER		1			1

COVID-19: testing by laboratory

Data through Apr 30, 2021 verified as of May 1, 2021 at 09:25 AM

Data in this report are provisional and subject to change.

The numbers in the table below represent the number of Florida and non-Florida residents for whom test results were received by the Department of Health. A person can be tested by more than one laboratory and can have both positive and negative results. **Therefore, the sum of the numbers in each column will be larger than the total number of people tested.**

Reporting lab	Inconclusive	Negative	Positive	Percent positive	Total
Kroger 465 - The Little Clinic Oakley		1			1
Ohman Family Living at Holly Assisted Living		1			1
SOUTHEASTERN PATHOLOGY ASSOCIATES			1	100%	1
LOUIS A JOHNSON VAMC		1			1
SOUTH COUNTY MEDICAL CENTER			1	100%	1
DAVIS, CASEY		1			1
Chateau Girardeau			1	100%	1
Kroger - KR003500568			1	100%	1
MD NOW URGENT CARE			1	100%	1
BRISTOL CHILDRENS CLINIC			1	100%	1
PANCARE HEALTH - CARR ELEM & MIDDLE SCHOOL			1	100%	1
Kroger 717 - The Little Clinic Dolphin Drive			1	100%	1
Scepter Rehab and Health care	1				1
Birmingham Nursing and Rehabilitation East LLC	1				1
ARIZA WELLNESS CARE LLC			1	100%	1
DOCTORS MEMORIAL HOSP HOME HEALTH CARE	1				1
VELOCITY URGENT CARE - CHIMNEY HILL			1	100%	1
1ST MED DOTHAN			1	100%	1
CAREHERE HUDSON BAY			1	100%	1
LOPEZ	1				1
LOURDES URGENT CARE			1	100%	1
Sunnybrook Rehabilitation Center			1	100%	1
LAREDO CARE CLINIC NORTH	1				1
CSI LABORATORIES FLORIDA			1	100%	1
LEHIGH PULMONARY ASSOCIATES			1	100%	1
RM LAB LLC DBA EXPRESS LAB	1				1
CARENOW URGENT CARE - ANTIOCH	1				1
WALGREENS_CHICAGO	1				1
PM PEDIATRICS PC			1	100%	1
THE CLINIC ON SIXTH			1	100%	1
KANA MEDICAL			1	100%	1
ADVENTHEALTH MEDICAL GROUP COLORECTAL SURGERY AT	1				1
FAIRFIELD MEDICAL CENTER			1	100%	1
Brookdale Richmond Place	1				1
MEDCOR AT ROYAL CARIBBEAN			1	100%	1
DODGE COUNTY HOSPITAL LABORATORY	1				1
LAKEWOOD RANCH MEDICAL GROUP LLC			1	100%	1
CARRINGTON, LLC D/B/A THE CARRINGTON	1				1
WELLNOW URGENT CARE-OSWEGO			1	100%	1
Kroger 347 - The Little Clinic Tates Creek	1				1
BRUNSWICK HEALTH AND REHABILITATION CE	1				1
TARRANT MEDICAL ASSOCIATES			1	100%	1
LAKESIDE MEDICAL CENTER	1				1
Springdale Village	1				1
PHYSICIANS PRIMARY CARE LEHIGH PEDS			1	100%	1
EXCEPTIONAL EMERGENCY CENTER			1	100%	1
CVS AZ3264POCT PHOENIX			1	100%	1

COVID-19: testing by laboratory

Data through Apr 30, 2021 verified as of May 1, 2021 at 09:25 AM

Data in this report are provisional and subject to change.

The numbers in the table below represent the number of Florida and non-Florida residents for whom test results were received by the Department of Health. A person can be tested by more than one laboratory and can have both positive and negative results. **Therefore, the sum of the numbers in each column will be larger than the total number of people tested.**

Reporting lab	Inconclusive	Negative	Positive	Percent positive	Total
CORDOVA FAMILY PRACTICE			1	100%	1
Walgreens #11854			1	100%	1
Ozark Health and Rehabilitation, LLC		1			1
UNIVERSITY OF FLORIDA			1	100%	1
PEDIATRIC ASSOCIATES - DORAL			1	100%	1
FAIRHAVEN		1			1
ULTIMATE ANALYSIS LABORATORY			1	100%	1
SUNCOAST BEHAVIORAL HEALTH CENTER			1	100%	1
WEST PALM BEACH PHARMACEUTICALS LLC			1	100%	1
THEDACARE FAMILY MEDICINE GATEWAY			1	100%	1
SPINE & PAIN CONSULTANT PLLC		1			1
USF PHYSICIANS GROUP			1	100%	1
LiveWell		1			1
Avon Health Center		1			1
Community Compassion Center of Batesville			1	100%	1
MEDICAL CITY NORTH HILLS			1	100%	1
ACCESS FAMILY CARE LLC			1	100%	1
PRISMA HEALTH TUOMEY LABORATORY			1	100%	1
DOMINION DIAGNOSTICS			1	100%	1
Princeton Place			1	100%	1
SPEARE MEMORIAL HOSPITAL			1	100%	1
SANFORD HOME		1			1
DEL PRADO MEDICAL CENTER, INC		1			1
HUGH CHATHAM FAMILY MEDICINE INDEPENDENCE		1			1
EASTGENE LABORATORIES		1			1
NORTH PALM CHIDRENS PHYSICIANS			1	100%	1
NORTH SHORE HEMATOLOGY-ONCOLOGY ASSOCIATES PC		1			1
PHI LIFE SCIENCES			1	100%	1
ORMC-ARDEN/EOI			1	100%	1
SANTA MONICA FERTILITY			1	100%	1
CARDIOLOGY AND FITNESS MEDICINE		1			1
ALL PEDIATRIC CARE PA			1	100%	1
The Jordan Center		1			1
Kroger 629 - The Little Clinic Cartersville, GA Hwy 41		1			1
Integrity Healthcare of Carbondale			1	100%	1
PASTEUR MEDICAL CENTER LLC		1			1
ST. LUKE'S HOSPITAL			1	100%	1
MANCHESTER COMMONS		1			1
HEALTHALLIANCE HOSPITAL LABORATORY		1			1
PORTSMOUTH REG. HOSPITAL			1	100%	1
SONNI'S PEDIATRICS			1	100%	1
CELEBRATION HOSPITAL			1	100%	1
CLEVELAND CLINIC FLORIDA LAB			1	100%	1
BAPTIST ASI			1	100%	1
DEERFIELD BEACH REHABILITATION AND NURSING			1	100%	1
SOUTH SEMINOLE HOSPITAL POCT			1	100%	1
Illiana HCS -Danville VAMC		1			1

COVID-19: testing by laboratory

Data through Apr 30, 2021 verified as of May 1, 2021 at 09:25 AM

Data in this report are provisional and subject to change.

The numbers in the table below represent the number of Florida and non-Florida residents for whom test results were received by the Department of Health. A person can be tested by more than one laboratory and can have both positive and negative results. **Therefore, the sum of the numbers in each column will be larger than the total number of people tested.**

Reporting lab	Inconclusive	Negative	Positive	Percent positive	Total
GOOD SAMARITAN SOCIETY - DE SMET		1			1
ASUNCION HOME HEALTH CARE CORP			1	100%	1
REGIONAL MEDICAL LABORATORY			1	100%	1
Carington Park			1	100%	1
SC-GA2018 MCCORMICK REHAB & HEALTHCARE		1			1
INTERNAL MEDICINE GROUP OF CENTRAL FLORIDA			1	100%	1
HEALTHPARTNERS HUDSON CLINIC			1	100%	1
AAA MEDICAL TESTING			1	100%	1
SYNERGY DIALYSIS INC			1	100%	1
EDGAR PRICE FAMILY & CHILDREN HEALTHCARE CENTER			1	100%	1
CHILDREN'S NATIONAL MEDICAL CENTER			1	100%	1
EASTSIDE MEDICAL CLINIC		1			1
PEDIATRIC ASSOCIATES OF ORLANDO			1	100%	1
SANTA ROSA PEDIATRICS			1	100%	1
THE READING HOSPITAL AND MEDICAL CENTER			1	100%	1
CHRISTUS GOOD SHEPHERD MEDICAL CENTER			1	100%	1
Piedmont Crossing		1			1
STONECREST MEDICAL CENTER		1			1
UABC			1	100%	1
Acts Manor House		1			1
BLAKE AT PENSACOLA OPERATION CO, LLC, THE			1	100%	1
MADISON AT OVIEDO			1	100%	1
AIRPORT MEDICAL SOLUTIONS ORLANDO			1	100%	1
IVAN, MAYA			1	100%	1
MOBILE MEDICAL CLINIC			1	100%	1
COVENANT HOSPITAL HOBBS D/B/A COVENANT		1			1
LANCASHIRE HALL NURSING AND REHABILITATION CENTER		1			1
AMALIA'S COMMUNITY CLINIC, CORP			1	100%	1
ENT & ALLERGY ASSOCIATES, LLP - SLEEPY HOLLOW (ABBOTT)		1			1
FLORIDA HOSPITAL ORMOND BEACH			1	100%	1
ORMOND BEACH DIALYSIS			1	100%	1
HENRICO DOCTOR'S LABORATORY			1	100%	1
LAKE COMMUNITY ACTION AGENCY		1			1
BAYSTATE REFERENCE LABORATORY			1	100%	1
MOBILE MEDICAL UNIT- SAINT JOSEPH REG		1			1
CHILDREN’S CLINIC			1	100%	1
FRESENIUS KIDNEY CARE OF CLERMONT WEST			1	100%	1
PATHLAB SERVICES			1	100%	1
MEDHELP			1	100%	1
EMERGENCY CARE SERVICES LAB AT JFK MEDICAL CENTER			1	100%	1
PATIENT FIRST-GENERAL BOOTH			1	100%	1
ACCESS HEALTH CARE PHYSICIANS, LLC		1			1
VERIFY LABS			1	100%	1
CLIFTON SPRINGS		1			1
VERMONT DEPT OF HEALTH LABORATORY			1	100%	1
Mercy Manor Transition Center			1	100%	1
ACCESS TOTAL CARE - PORTLAND			1	100%	1

COVID-19: testing by laboratory

Data through Apr 30, 2021 verified as of May 1, 2021 at 09:25 AM

Data in this report are provisional and subject to change.

The numbers in the table below represent the number of Florida and non-Florida residents for whom test results were received by the Department of Health. A person can be tested by more than one laboratory and can have both positive and negative results. **Therefore, the sum of the numbers in each column will be larger than the total number of people tested.**

Reporting lab	Inconclusive	Negative	Positive	Percent positive	Total
FRANKLIN CBOC			1	100%	1
VA Tennessee Valley HCS-Nashville Campus			1	100%	1
NORTH SHORE MEDICAL CENTER - SALEM HOSPITAL			1	100%	1
REGENTS PARK OF JACKSONVILLE			1	100%	1
COMMUNITY HOSPITALS INDIANAPOLIS			1	100%	1
LAKEVIEW REGIONAL HOSPITAL			1	100%	1
ALLIANCE MD DIRECT PRIMARY CARE			1	100%	1
CHILTON URGENT CARE			1	100%	1
PLANT CITY FIRE RESCUE	1				1
BAPTIST HEALTH FLOYD			1	100%	1
PALM BEACH COUNTY HEALTH DEPT.			1	100%	1
QUINCY DIALYSIS			1	100%	1
HOSPITALS OF PROVIDENCE TRANSMOUNTAIN CAMPUS, THE			1	100%	1
CHI ST. LUKE'S HEALTH BCM MEDICAL CENTER			1	100%	1
EVERGREEN NURSING HOME	1				1
MEDOR/ACC SYNCHRONY			1	100%	1
Florence Home	1				1
NORTH FLORIDA REGIONAL MEDICAL CENTER EMERGENCY			1	100%	1
WALGREENS #04786	1				1
TERRELL URGENT CARE			1	100%	1
YOUR HEALTH PEDIATRICS			1	100%	1
PRIMARY CARE GROUP LLC	1				1
INTEGRITY SPINE AND ORTHOPEDICS LLC			1	100%	1
UW MEDICINE CHU LAB			1	100%	1
Victoria Manor	1				1
KENNEDY BOULEVARD DIALYSIS			1	100%	1
PRACTITIONERS IN MOTION			1	100%	1
SELF REGIONAL HEALTHCARE			1	100%	1
ANDERSON REGIONAL MEDICAL CENTER			1	100%	1
SPELMAN COLLEGE DEPT OF HEALTH SERVICE	1				1
UF HEALTH THE VILLAGES			1	100%	1
NFRC CLINICAL LAB			1	100%	1
WINDSOR MANOR			1	100%	1
Garden View Care Center at Dougherty Ferry	1				1
CAREFIRST URGENT CARE - BEECHMONT			1	100%	1
APEX HOME HEALTHCARE			1	100%	1
KODIAK AREA NATIVE ASSOCIATION-KANA			1	100%	1
SAN ANTONIO DERMATOLOGY AND MEDICAL SPA			1	100%	1
USA Healthcare LTC, LLC - Folsom Center for Rehabilitation & Healthca	1				1
SEASONS HOSPICE AND PALLIATIVE CARE OF			1	100%	1
TUNIS STREET GROUP HOME	1				1
DIVERSICARE OF BIG SPRINGS	1				1
MID FLORIDA COMMUNITY SERVICES			1	100%	1
bishop rehabilitation and nursing center	1				1
SEMA4			1	100%	1
PANCARE HEALTH - NORTHSIDE ELEMENTARY			1	100%	1
ANSWERS RESOURCE FACILITY	1				1

COVID-19: testing by laboratory

Data through Apr 30, 2021 verified as of May 1, 2021 at 09:25 AM

Data in this report are provisional and subject to change.

The numbers in the table below represent the number of Florida and non-Florida residents for whom test results were received by the Department of Health. A person can be tested by more than one laboratory and can have both positive and negative results. **Therefore, the sum of the numbers in each column will be larger than the total number of people tested.**

Reporting lab	Inconclusive	Negative	Positive	Percent positive	Total
WEST PENSACOLA DIALYSIS CENTER			1	100%	1
Eddy Memorial Geriatric Center		1			1
ASSISTED LIVING AT TREZEVANT		1			1
FLAGLER COUNTY BOARD OF COUNTY COMMISSIONERS			1	100%	1
LITTLE COMPANY OF MARY HOSPITAL			1	100%	1
Erwin Health Care Center		1			1
Sarah A. Todd Memorial Home		1			1
PUBLIX PHARMACY #1488		1			1
Lopatcong Center		1			1
MALUHIA		1			1
Trucare Living Centers - Columbus		1			1
CHC SOUTHWEST FLORIDA LAB-LIVE			1	100%	1
GENESEE COUNTY HEALTH DEPARTMENT		1			1
MID-FLORIDA CANCER CENTERS		1			1
MEDSTAR HEALTH URGENT CARE			1	100%	1
Senatobia Healthcare & Rehab		1			1
SUMMER PLACE NURSING & REHABILITATION		1			1
Kroger 699 - The Little Clinic Smyrna		1			1
VA ST LOUIS HEALTH CARE SYSTEM			1	100%	1
SIPERSTEIN DERMATOLOGY LLC			1	100%	1
REELFOOT FAMILY WALK-IN CLINIC		1			1
JACK M MATHENY II MD			1	100%	1
VIRGINIA UROLOGY		1			1
CAREMOUNT MEDICAL PC		1			1
ADVENTHEALTH MEDICAL GROUP INTERNAL MEDICINE AT MILLS			1	100%	1
RED HOOK FAMILY PRACTICE		1			1
PHYSICIANS PREMIER ER- BASTROP			1	100%	1
EUGENE T FINAN, MD			1	100%	1
White River Health Care Center		1			1
DIGNITY HEALTH GOHEALTH		1			1
SHP WESTCHESTER LLC		1			1
BEST CARE COMMUNITY AND FAMILY HEALTH CENTER INC			1	100%	1
COLE DIAGNOSTICS - BOISE		1			1
CONVENIENT URGENT CARE			1	100%	1
FLORHAM PARK ENDOSCOPY CENTER		1			1
HEALTH FIRST HOME CARE		1			1
EILEEN TURBESSI MD PA		1			1
CARENOW-MONTGOMERY			1	100%	1
Canandaigua VAMC		1			1
LINK PHARMACY LLC		1			1
GOLDING-GRANADO MEDICAL ASSOCIATES		1			1
MINUTE CLINIC DIAGNOSTICS OF IN, LLC #6252		1			1
PALMETTO PRIMARY CARE PHYSICIANS			1	100%	1
INDIANA STATE DEPARTMENT OF HEALTH CLINIC MICROBIOLOGY		1			1
Livingston County Center for Nursing and Rehabilitation		1			1
Lemont Nursing and Rehab Center			1	100%	1
SUNCOAST RESEARCH GROUP LLC			1	100%	1

COVID-19: testing by laboratory

Data through Apr 30, 2021 verified as of May 1, 2021 at 09:25 AM

Data in this report are provisional and subject to change.

The numbers in the table below represent the number of Florida and non-Florida residents for whom test results were received by the Department of Health. A person can be tested by more than one laboratory and can have both positive and negative results. **Therefore, the sum of the numbers in each column will be larger than the total number of people tested.**

Reporting lab	Inconclusive	Negative	Positive	Percent positive	Total
C A R E S		1			1
WY RETIREMENT CENTER		1			1
ST JUDE CARE CENTER		1			1
Kroger 682 - The Little Clinic Combs and Gantzel		1			1
ROSE HAVEN NURSING CENTER		1			1
BRIAN C GRINER MD LLC			1	100%	1
			1	100%	1
POMPANO BEACH ARTIFICIAL KIDNEY CENTER			1	100%	1
HYDE PARK MEDICAL CENTER		1			1
COLUMBUS REGIONAL HOSPITAL			1	100%	1
EAST TENNESSEE STATE UNIVERSITY		1			1
ENCOMPASS HEALTH REHABILITATION HOSPITAL OF UTAH		1			1
COMMONWEALTH OF VIRGINIA DIVISION OF CONSOLIDATED LABORATORY SERVICES			1	100%	1
DW MCMILLAN MEMORIAL HOSPITAL LABORATORY			1	100%	1
VALUE DRUG STORES INC		1			1
HIBISCUS COURT			1	100%	1
UNITYPOINT HEALTH TRINITY			1	100%	1
KINGMAN REGIONAL MEDICAL CENTER			1	100%	1
Linley Park Rehabilitation & Healthcare Center		1			1
CLEVELAND CLINIC AKRON GENERAL			1	100%	1
COLUMBIA CREST CARE & RAHAB		1			1
Kroger 447 - The Little Clinic Lebanon		1			1
Kroger 57 - The Little Clinic Jay C Charlestown		1			1
Vi at Aventura		1			1
Kroger 825 - The Little Clinic Dorothy Lane		1			1
Schenectady Center for Rehabilitation & Nursing		1			1
Kroger 49 - The Little Clinic Wichita - 21st St.			1	100%	1
ASCENSION ST VINCENT'S - WESTSIDE			1	100%	1
INTEGRIS SEMINOLE EMERGENCY DEPT			1	100%	1
WALGREENS #09456		1			1
NORTH PALM BEACH DIALYSIS CENTER			1	100%	1
DEACONESS URGENT CARE CENTER			1	100%	1
CRESTVIEW MED CLIN LAB			1	100%	1
MEDCOR INC			1	100%	1
SOUTHWESTERN VERMONT MEDICAL CENTER			1	100%	1
BAPTIST HEALTH EXPRESS CARE			1	100%	1
ABBOTT LABORATORIES - OCCUPATIONAL HEALTH SERVICES			1	100%	1
LABTEST LLC LABTEST DIAGNOSTICS			1	100%	1
KIDSVILLE PEDIATRICS III PA			1	100%	1
INHEALTH LIFE SCIENCES LLC			1	100%	1
MIL LAKE HEALTHCARE CENTER INC PEDIATRICS			1	100%	1
SOUTHERN WINDS			1	100%	1
HARRIS COUNTY PUBLIC HEALTH SERVICES			1	100%	1
COUNTRYSIDE PEDIATRIC CARE PA			1	100%	1
PLEASANT RIDGE MANOR WEST		1			1
EMBASSY LAKES ARTIFICIAL KIDNEY CENTER			1	100%	1
CORPUS CHRISTI MEDICAL CENTER			1	100%	1

COVID-19: testing by laboratory

Data through Apr 30, 2021 verified as of May 1, 2021 at 09:25 AM

Data in this report are provisional and subject to change.

The numbers in the table below represent the number of Florida and non-Florida residents for whom test results were received by the Department of Health. A person can be tested by more than one laboratory and can have both positive and negative results. **Therefore, the sum of the numbers in each column will be larger than the total number of people tested.**

Reporting lab	Inconclusive	Negative	Positive	Percent positive	Total
ABBOTT LABORATORIES ROSS PRODUCTS			1	100%	1
CVS MO8564POCT INDEPENDENCE		1			1
Kroger 97 - The Little Clinic Hutchinson		1			1
BATESVILLE - SHERWOOD URGENT CARE			1	100%	1
RIVERSIDE PEDIATRIC GROUP, INC		1			1
Woodstock Nursing and Rehabilitation Center		1			1
HERITAGE HEALTHCARE CENTER AT TALLAHASSEE			1	100%	1
SOLDIERS' HOME OF HOLYOKE		1			1
SONORAN DESERT PATHOLOGY			1	100%	1
HEALTH DIV OAK RIDGE NATL LABORATORY	1				1
COMMUNITY URGENT CARE PC			1	100%	1
FLORIDA MEDICAL CLINIC, PA	1				1
SALTZER URGENT CARE			1	100%	1
TWIN			1	100%	1
Garden Villa Bedford	1				1
BROOKDALE AVONDALE (BU 04360)			1	100%	1
ASCARATE DIALYSIS			1	100%	1
ORDRS, INC.			1	100%	1
YOUR HEALTH PEDIATRICS INC			1	100%	1
C V S / PHARMACY #4396	1				1
ONPOINT URGENT CARE			1	100%	1
ALBANNA PEDIATRICS CENTER			1	100%	1
MIDWEST COVENANT HOME, INC	1				1
PATHOLOGY ASSOCIATES			1	100%	1
BAYLOR SCOTT AND WHITE MEDICAL CENTER -CENTENTENNIAL			1	100%	1
Kroger 086 - The Little Clinic Broomfield-Sheridan	1				1
OCCUPATIONAL HEALTH CENTER	1				1
MARTIN MEMORIAL MEDICENTER			1	100%	1
Waters of Covington	1				1
BRIGHAM YOUNG UNIV STUDENT HEALTH CTR			1	100%	1
ARISTACARE AT MANCHESTER	1				1
HONEY BROOK MED INVESTORS LTD/DBA	1				1
SAINT JOSEPH'S HOSPITAL AND MEDICAL CENTER	1				1
WESTCHESTER MEDICAL CENTER ADVANCED	1				1
MEDICAL ARTS LABORATORY			1	100%	1
CVS TN6394POCT BRENTWOOD	1				1
Seal Rock Healthcare	1				1
MAYO MEDICAL LABORATORIES			1	100%	1
IMMY LABS			1	100%	1
ManorCare Health Services/ York South	1				1
BROOKDALE FORT WALTON BEACH			1	100%	1
UC TAMIAMI			1	100%	1
DONALSONVILLE HOSPITAL			1	100%	1
WALK IN FAMILY MEDICINE CENTER			1	100%	1
TARRYTOWN PHARMACY			1	100%	1
DOCTOR TODAY URGENT CARE			1	100%	1
Vibralife of El Paso Rehabilitation Center			1	100%	1

COVID-19: testing by laboratory

Data through Apr 30, 2021 verified as of May 1, 2021 at 09:25 AM

Data in this report are provisional and subject to change.

The numbers in the table below represent the number of Florida and non-Florida residents for whom test results were received by the Department of Health. A person can be tested by more than one laboratory and can have both positive and negative results. **Therefore, the sum of the numbers in each column will be larger than the total number of people tested.**

Reporting lab	Inconclusive	Negative	Positive	Percent positive	Total
ST. PETERSBURG PEDIATRICS-SEMINOLE			1	100%	1
GULF COAST VILLAGE HOME HEALTH INC			1	100%	1
PALACE CARE AND REHAB		1			1
TRAVIS LEE THOMPSON MD			1	100%	1
ST PETERSBURG GENERAL HOSPITAL LABORATORY			1	100%	1
Kroger 379 - The Little Clinic Stony Brook		1			1
SOUTHERN REGIONAL MEDICAL CENTER		1			1
ALPHA 1 ANTITRYPSIN RESEARCH PROGRAM			1	100%	1
Central Park Healthcare & Rehabilitiation Center		1			1
PARTNERS IN PRIMARY CARE		1			1
OPCO LLC LEGACY NURSING AND REHABILITA		1			1
CAPE CORAL HOSPITAL NURSING			1	100%	1
WAYCROSS INTRTNAL MEDICINE			1	100%	1
SUMMIT LABORATORY			1	100%	1
Kroger 524 - The Little Clinic Iron Bridge Road		1			1
WELLSTREET BUCKHEAD SOUTH		1			1
CASS LAKE PHS INDIAN HOSPITAL		1			1
FLORIDA STATE UNIVERSITY HEALTH SERVICES			1	100%	1
CENTRAL TX URGENT CARE			1	100%	1
BAXTER REGIONAL MEDICAL CENTER			1	100%	1
HOWELL BRANCH COURT			1	100%	1
SCRIPTS PLUS INC DBA THE MEDICINE SHOP		1			1
COSTCO PHARMACY #1023			1	100%	1
NCH HEALTHCARE CREEKSIDE ENDOSCOPY			1	100%	1
STANLY REGIONAL MEDICAL CENTER			1	100%	1
COMMUNITY MEDICAL CARE			1	100%	1
ASHLEY PEDICATRICS DAY AND NIGHT CLINIC			1	100%	1
MED TECH CLINICAL LABORATORY		1			1
HOMESTEAD MEDICAL CLINIC PA			1	100%	1
Mission Arch Center		1			1
WINCHESTER HOSPITAL			1	100%	1
JOHNSON MEDICAL SERVICES			1	100%	1
PARK AVENUE DERMATOLOGY NORTH			1	100%	1
WALGREENS #11572		1			1
NANCY M WORTHINGTON MD PA			1	100%	1
BOCA RATON PHYSICIANS PA			1	100%	1
WORKCARE, INC GLOBALFOUNDRIES			1	100%	1
BEAUMONT HOSPITAL, GROSSE POINTE			1	100%	1
Bethany Manor		1			1
MY URGENT CARE CLINIC			1	100%	1
DOCTORS HEARING			1	100%	1
Alexandria Place		1			1
PIONEER CLINICAL RESEARCH LLC			1	100%	1
CROSS CREEK HEALTH CARE		1			1
SEPULVEDA OUTPATIENT AND NURSING HOME CARE			1	100%	1
ADVANCED URGENT CARE PLLC		1			1
Redwood Springs Healthcare			1	100%	1

COVID-19: testing by laboratory

Data through Apr 30, 2021 verified as of May 1, 2021 at 09:25 AM

Data in this report are provisional and subject to change.

The numbers in the table below represent the number of Florida and non-Florida residents for whom test results were received by the Department of Health. A person can be tested by more than one laboratory and can have both positive and negative results. **Therefore, the sum of the numbers in each column will be larger than the total number of people tested.**

Reporting lab	Inconclusive	Negative	Positive	Percent positive	Total
CLUB HEALTH AND REHABILITATION CENTER, THE		1			1
WMC HEALTH GROUP INC			1	100%	1
NHC Chattanooga			1	100%	1
CAROMONT HEALTH			1	100%	1
FAMILY PHYSICIANS OF WINTER PARK, INC			1	100%	1
RAPID CITY REGIONAL HOSPITAL -579 ATTN. LABORATORY		1			1
RIVIERA BEACH HEALTH CENTER LAB			1	100%	1
SHANDSCAIR FLIGHT PROGRAM			1	100%	1
BMC/NASSAU			1	100%	1
PHYSICIANS ASSOCIATES			1	100%	1
FELD ENTERTAINMENT			1	100%	1
The Carrington	1				1
DILELLA			1	100%	1
SKYRIDGE CLINICAL ASSOCIATES	1				1
UT HEALTH RGV CLINICAL LABORATORY			1	100%	1
FLORIDA MEDICAL CLINIC PA GI			1	100%	1
St. Ann Rehabilation and Nursing Center	1				1
AFTER HOURS CLINIC			1	100%	1
AdventHealth Care Center Zephyrhills North			1	100%	1
KROGER 785 - THE LITTLE CLINIC DIXIE HWY	1				1
Medilodge of Mt. Pleasant	1				1
MEDICAL SPECIALISTS OF THE PALM BEACHES INC			1	100%	1
Country View of Sunbury			1	100%	1
ACUPATH LABORATORIES INC			1	100%	1
WELLSTAR KENNESAW MEDICAL CENTER	1				1
Kroger 410 - The Little Clinic Trinity	1				1
MOSOLF PEDIATRICS PA			1	100%	1
LAKE REGIONAL HEALTH			1	100%	1
Willow Ridge Center	1				1
METROWEST MEDICAL CENTER - FRAMINGHAM			1	100%	1
Lakeland Nursing and Rehabilitation Center LLC	1				1
PREMIER FAMILY AND SPORTS MEDICINE LLC			1	100%	1
ELEMENTS PHARMACY			1	100%	1
LIFECARE MEDICAL CENTER			1	100%	1
SUMMERLIN MEDICAL CENTRE			1	100%	1
MARION GENERAL HOSPITAL			1	100%	1
NF Escambia, LLC DBA Olive BranchHealth and Rehabilitaion Center			1	100%	1
CAREATC - WISCONSIN PIPE-FITTERS			1	100%	1
ADVANCED CARDIOVASCULAR DIAGNOSTICS OF FL			1	100%	1
JACKSBORO URGENT CARE			1	100%	1
PROVIDENCE ST. PATRICK HOSPITAL			1	100%	1
PUBLIX PHARMACY #1122	1				1
ACCESS TOTAL CARE			1	100%	1
MEDCARE-GARNERS FERRY			1	100%	1
LP ELIZABETHTON	1				1
URGENT CARE OF KANSAS CITY			1	100%	1
Sharon Care Center			1	100%	1

COVID-19: testing by laboratory

Data through Apr 30, 2021 verified as of May 1, 2021 at 09:25 AM

Data in this report are provisional and subject to change.

The numbers in the table below represent the number of Florida and non-Florida residents for whom test results were received by the Department of Health. A person can be tested by more than one laboratory and can have both positive and negative results. **Therefore, the sum of the numbers in each column will be larger than the total number of people tested.**

Reporting lab	Inconclusive	Negative	Positive	Percent positive	Total
SENTARA AMBULATORY CARE CLINIC			1	100%	1
CLINICAL PATHOLOGY LABORATORIES SOUTHEAST INC			1	100%	1
SPECIALTY MOLECULAR - DENVER			1	100%	1
WATERBURY HOSPITAL REFERENCE LAB			1	100%	1
SUPERKIDS PEDIATRICS			1	100%	1
NULL			1	100%	1
CARLTON SHORES HEALTH AND REHABILITATION CENTER			1	100%	1
SOUTH FLORIDA URGENT CARE CENTERS, LLC			1	100%	1
SPACE COAST COMMUNITY PHARMACY			1	100%	1
MAGGY PHARMACY INC		1			1
Elderwood at WIlliamsville		1			1
HAWAII DEPARTMENT OF HEALTH LAB			1	100%	1
PATIENT FIRST - NEWTOWN ROAD			1	100%	1
CENTRAL FLORIDA MEDICAL CARE			1	100%	1
PARK AVENUE MEDICAL PROFESSIONALS		1			1
ST CATHERINE HOSPITAL LABORATORY			1	100%	1
OKLAHOMA BLOOD INSTITUTE			1	100%	1
BASCOM PALMER-MICRO LAB			1	100%	1
GREYSTONE HOME HEALTH OF GREATER ORLANDO LLC		1			1
Metairie Healthcare Center			1	100%	1
Lenbrook		1			1
KIDS HEALTH ALLIANCE PA			1	100%	1
ARNOLD PALMER HOSPITAL LAB POCT		1			1
Bay View Nursing and Rehabilitation Center			1	100%	1
THE NEW JEWISH HOME		1			1
Total	**105,314**	**19,749,995**	**2,895,205**	**13%**	**22,750,514**